

# REBEL FOOTBALL

## 2023 WEEKLY GAME NOTES



**MARK WALLINGTON • O: (702) 895-4472 • C: (702) 528-6291 • EMAIL: mark.wallington@unlv.edu • @UNLVFBSID**  
**ANDY GROSSMAN • C: (702) 630-3949 • EMAIL: andrew.grossman@unlv.edu • @UNLVSID**

### 2023 REBEL QUICK FACTS

ELEVATION:	2,100 Feet
FOUNDED:	1957
ENROLLMENT:	30,679
ALL-TIME RECORD:	267-364-4 (56th year)
MW RECORD:	55-129 (25th year)
RECORD AT ALLEGIANT:	10-10 (4th year)
HEAD COACH:	Barry Odom (Missouri '99)
REC AT UNLV/CAREER:	6-2 (1st YR)/31-27 (5th)



### GAME 9:

(#/RV) **UNLV REBELS (6-2/3-1 MW)**

at

**New Mexico (3-5/1-3 MW)**

**DATE:** Saturday, Nov. 4, 2023

**KICKOFF:** 3:02 pm PT

**SITE:** University Stadium (37,440/Artificial) Albuquerque, NM

**STREAM:** Mountain West Network (Jeff Siemiada & George Carter)

**RADIO:** ESPN 1100 AM & 100.9 FM (Russ Langer, Caleb Herring & Steve Cofield)  
 SiriusXM Channel 384



## SATURDAY'S PREVIEW...

Closing out its only back-to-back road trips this fall, **UNLV (6-2/3-1)** heads to **New Mexico (3-5/1-3)** for a Mountain West matchup late Saturday afternoon ... The game will be streamed via the Mountain West Network ... The Rebels are bowl-eligible for the first time since playing in the Heart of Dallas Bowl after the 2013 season ... UNLV saw its five-game win streak snapped, 31-24, at Fresno State on Saturday while the Lobos fell 34-24 at UNR ... The last time UNLV won at least six of its first eight games was 1984 when **Randall Cunningham** lined up at QB ... **Barry Odom** became the first UNLV head coach to win six of his first seven games at the school since **Ron Meyer** started 6-1 in 1973 when the program was on the D-II level ... The Rebels opened 3-0 in conference play for the first time since a 4-0 start in the Big West during the 1994 campaign ... UNLV has started 4-0 at home for the first time since **John Robinson's** 2000 squad went 6-0 at Sam Boyd Stadium ... Odom was also just the second Rebel coach to win his first three conference games since the program first joined a league in 1982 (**Jeff Horton** in 1994 as part of the Big West) ... The Rebels already set program records for 40+point games for both consecutive outings (four) and in a season (five) ... UNLV's current total of 23 rushing touchdowns is tied with Kansas State for fourth in the nation ... Saturday's game will feature two of the best red-zone offense teams in the country as the Lobos rank 16th at 92.6% (25-of-27) and the Rebels sit 23rd at 91.4% (32-of-35) ... Despite a season-high four turnovers at Fresno State last time out, UNLV is currently tied for 13th nationally in turnover margin at plus-seven -- powered by a dozen interceptions (T5th nationally) ... The Rebels lead the MW and sit sixth nationally in third-down conversion rate at 52.6%.

## REBELS vs. LOBOS NOTES...

UNLV's 31-20 comeback win over UNM in Las Vegas last fall gave the Rebels a 14-12 all-time lead in the series ... The Rebels have taken eight of the last 11 vs. the Lobos, including three straight in ABQ ... Half of the last 16 games played between these two programs have been decided by seven points or less ... These schools played five straight seasons (1978-82) when UNLV first thought itself headed to the Western Athletic Conference ... UNM special teams coordinator/RBs coach **Jamie Christian** coached UNLV's RBs in 2015-16.

DATE	OPPONENT	TIME/SCORE	TV	SERIES	ATTEND	THE NOTE TO KNOW
Sept. 2	BRYANT	W, 44-14	SSSEN/MWN	UNLV 1-0	20,347	Rebs' largest margin of victory in a HC debut since 1973
Sept. 9	at #2/2 Michigan	L, 35-7	CBS	UM 2-0	109,482	UM tied for highest-ranked opponent in UNLV history
Sept. 16	VANDERBILT	W, 40-37	CBS SN	UNLV 2-0	22,582	Rebels win in first-ever reg. season visit from SEC foe
Sept. 23	at UTEP	W, 45-28	ESPN+	UNLV 7-2	28,042	6 rush TDs for UNLV in its first trip to El Paso in 30 years
Sept. 30	HAWAII	W, 44-20	SSSEN	UH 19-14	25,328	First time ever UNLV scores 40+ points in 3 straight
Oct. 14	at UNR	W, 45-27	SSSEN/MWN	UNR 28-21	24,578	Rebels keep Cannon, start 5-1 for first time since 1984
Oct. 21	COLORADO ST. (HC)	W, 25-23	SSSEN/MWN	CSU 17-7-1	22,585	Pizano's 6 FGs lead to 1st win over CSU win since '11
Oct. 28	at #RV/RV Fresno State	L, 31-24	FS1	FS 20-7	41,031	Three third-quarter UNLV turnovers flip game to Dogs
Nov. 4	at New Mexico	3 pm PT	MWN	UNLV 14-12		Rebs have won three straight vs. Lobos in Albuquerque
Nov. 10	WYOMING	7:45 pm PT	FS1	WYO 14-11		4 of UNLV's 17 all-time OT games have come vs. WYO
Nov. 18	at Air Force	12:30 pm PT	CBS SN	AFA 18-6		Rebels looking for first win over Falcons since 2013
Nov. 25	SAN JOSE STATE	12 pm PT	SSSEN/MWN	SJSU 19-7-1		UNLV ends vs. SJSU for first time since 1997 in WAC



# 2023 REBEL FOOTBALL

## 2023 REBEL RUNDOWN

Record:	6-2
Home:	4-0
Away:	2-2
Day Games (Start before 5 pm):	5-1
Night Games (Start after 5 pm):	1-1
TV Games:	6-2
on CBS	0-1
on CBS Sports Network	1-0
on FS1	0-1
on ESPN+	1-0
on SSEN	4-0
When Scoring First:	5-0
When Opponent Scores First:	1-2
When Leading at Halftime:	5-1
When Trailing at Halftime:	1-1
When Tied at Halftime:	0-0
When Leading After 3rd Quarter:	6-0
When Trailing After 3rd Quarter:	0-2
In Overtime Games:	0-0
When Scoring <20 Points:	0-1
When Scoring 20-29 Points:	1-1
When Scoring 30+ Points:	5-0
When Allowing <20 Points:	1-0
When Allowing 20-29 Points:	4-0
When Allowing 30+ Points:	1-2
When Rushing <100 Yards:	0-1
When Rushing 100-199 Yards:	2-1
When Rushing 200+ Yards:	4-0
When Passing <200 Yards:	3-1
When Passing 200-299 Yards:	2-1
When Passing 300+ Yards:	1-0
When <300 Yards Total Offense:	0-1
When 300+ Yards Total Offense:	5-1
When Allowing <100 Yds Rush:	3-1
When Allowing 100-199 Yds Rush:	3-1
When Allowing 200+ Yds Rush:	0-0
When Allowing <200 Yds Pass:	0-0
When Allowing 200-299 Yds Pass:	4-1
When Allowing 300+ Yds Pass:	2-1
When Allowing 400+ Yds Tot Off:	3-1
When Having 100-Yard Rusher:	1-0
When Allowing 100-Yard Rusher:	1-0
When Making No Turnovers:	2-1
When Making 1-2 Turnovers:	4-0
When Making 3+ Turnovers:	0-1
When No Takeaways:	0-0
When 1-2 Takeaways:	3-2
When 3+ Takeaways:	3-0
When More Time of Poss:	3-1
When Playing on Artificial Turf:	6-2
When Playing on Natural Grass:	0-0
When Game Decided by TD or Less:	2-1
When Game Decided by FG or Less:	2-0

#BEaREBEL

## MORE REBELATIONS...

Dating back to last season, UNLV has won five straight and eight of its last 10 games played at home ... The Rebels allowed their only individual 100-yard rusher this season when UNR QB **Brendon Lewis** finished with 115 ... Before that game, the UNLV D held three straight entire teams to under 100 net yards rushing for the first time since 2005 ... The Rebels are tied for fifth in the nation with 12 interceptions, which have come from seven different players. Only DBs **Jaxen Turner** (tied for sixth in the nation with four), **Cameron Oliver** and **Johnathan Baldwin** (two each) have more than one pick this fall ... WR **Jacob De Jesus** ranks fifth in the nation in kickoff return average with 27.8 yards per attempt. He is one attempt short of qualifying for NCAA stats for punt returns but his average of 14.56 would also stand eighth. His 96-yard KOR vs. Bryant in the season opener was the fourth-longest in school history and his 34-yard punt return at UNR in Game Six was the longest by a Rebel since 2014. The former JC transfer also stands 26th in the country in all-purpose yards with 119.6 per game ... The Rebs stand 17th in the nation in rushing with 202.9 yards per game and their 23 rushing touchdowns are already more than any entire season since they notched 23 in 2018. Those ground scores have come from seven different players: true freshman **Jai'Den "Jet" Thomas** leads the way with eight (tied for 22nd in the nation), senior **Donavyn Lester** has seven (tied for 36th), **Courtney Reese** has three, **Vincent Davis** has two while **Jordan Younge-Humphrey** and QBs **Jayden Maiava** and **Doug Brumfield** all have one each ... Amazingly, no Rebel has rushed for more than 100 yards in a game so far as Thomas is the only one to even reach the century mark with exactly 100 net yards at UTEP ...

Punter **Marshall Nichols**, who booted a career-long 60-yarder at Michigan, ranks 12th in the nation with a 46.5-yard average ... 14 different Rebels have caught at least one pass through eight games ... **Ricky White** leads the team in both receptions (47) and yards (719) after his 153-yard day at Fresno State marked his third 100-yard game this fall, his fourth as a Rebel and fifth overall (one at Michigan State). His 82-yard touchdown vs. the Wolf Pack in Game Six tied for the fourth-longest pass play in UNLV history ... With **Jose Pizano** now an eye-popping 19-of-20 on field goal attempts this season after transferring in from Missouri State, UNLV as a program has made a stunning 58 of its last 63 FGA (92%) over the last four seasons ... Rebel kickers are also 135-for-137 in extra points (99%) in the last five seasons combined ... Despite missing the second half vs. Vanderbilt after a targeting infraction, Arkansas transfer LB **Jackson Woodard** is fifth in the MW with 8.6 TT per game ... Pitt transfer RB **Vincent Davis** made quite a first impression in Las Vegas as his first carry as a Rebel went for a 69-yard touchdown on the opening play from scrimmage. Davis also popped a 56-yarder at UTEP and currently leads UNLV with 456 net yards ... UNLV's 44-14 victory over Bryant made **Barry Odom** the first Rebel coach to win his opening game at the school since future College Football Hall of Famer **John Robinson** won at North Texas in 1999 ... The Rebels listed a school-record 110 players on the Week One roster and exactly half of them -- 55 -- were not on the team a year ago. That number includes incoming high school and JC signees, walk-ons and portal additions ... UNLV true freshman LB **JT Odom** is the elder son of new head coach **Barry Odom**, which creates the first father-son head coach-player combo in UNLV football history. In addition, the younger Odom's uncle, **Brad Odom**, is the program's Director of Player Personnel ... UNLV has not returned a punt for a touchdown in 22 years -- the longest drought in the nation. The last Rebel to do it was **Troy Mason**, who went 52 yards vs. San Diego State on Oct. 13, 2001, at Sam Boyd Stadium ... In addition, UNLV's last kickoff return for a touchdown came a dozen years ago when **Deante "Never Nervous" Purvis** sprinted 98 yards to the end zone vs. Colorado State on Oct. 29, 2011 ... UNLV boasted the MW Freshman of the Week in back-to-back weeks (RB **Jai'Den "Jet" Thomas** on Sept. 25, just one week after QB **Jayden Maiava**) and three times overall this fall as Maiava has won it twice.

## SERIES BREAKDOWN

### UNLV leads 14-12

UNLV at UNM RECORD: 7-7

UNM at UNLV RECORD: 5-7

UNLV's LARGEST WIN: 65 (72-7 in 1980)

UNM's LARGEST WIN: 36 (50-14 in 2018)

DATE	SITE	RESULT
9-23-78	Albuquerque	UNM 24-0
10-13-79	Las Vegas	UNLV 28-20
11-1-80	Albuquerque	UNLV 72-7
9-12-81	Las Vegas	UNLV 49-42
9-18-82	Albuquerque	UNM 49-21
9-21-91	Albuquerque	UNLV 23-22
10-30-99	Albuquerque	UNM 27-6
11-11-00	Las Vegas	UNLV 18-14
11-10-01	Albuquerque	UNM 27-17
10-12-02	Las Vegas	UNM 25-16
11-1-03	Albuquerque	UNLV 37-35
10-16-04	Las Vegas	UNM 24-20
9-5-05	Albuquerque	UNM 24-22
10-14-06	Las Vegas	UNM 39-36 OT
11-24-07	Albuquerque	UNM 27-6
11-8-08	Las Vegas	UNLV 27-20
10-24-09	Albuquerque	UNLV 34-17
9-25-10	Las Vegas	UNLV 45-10
11-12-11	Albuquerque	UNM 21-14
11-3-12	Las Vegas	UNLV 35-7
9-28-13	Albuquerque	UNLV 56-42
11-1-14	Las Vegas	UNM 31-28
11-17-17	Albuquerque	UNLV 38-35
10-6-18	Las Vegas	UNM 50-14
11-6-21	Albuquerque	UNLV 31-17
9-30-22	Las Vegas	UNLV 31-20






# 2023 REBEL FOOTBALL



## ALLEGiant STADIUM: HOME OF THE REBELS

**Groundbreaking:** Nov. 13, 2017  
**Construction:** Jan. 2018-July 2020  
**First Football Game:** Raiders vs. Saints, Sept. 21, 2020  
**First UNLV Game:** Rebels vs. UNR, Oct. 31, 2020  
**Cost:** \$1.9 billion  
**Full Capacity:** 65,000  
**Playing Surfaces:** Artificial for UNLV/Natural Grass for NFL  
**Suites:** 127  
**Club Seats:** 8,000  
**Escalators:** 48  
**Elevators:** 22  
**Doors:** 2,200  
**Structural Steel:** 28,000 tons  
**Trees Planted:** 425  
**Concrete:** 105,000 cubic yards  
*(enough to build a sidewalk from LA to Vegas)*  
**South Video Board:** 11,000 square feet



## 2023 RED ZONE REDUX

### UNLV

	Atts	Scores	TD	FG
BRYANT	6	6	4	2
at Michigan	1	1	1	0
VANDERBILT	4	4	0	4
at UTEP	7	6	5	1
HAWAII	4	4	3	1
at UNR	4	4	3	1
COLORADO STATE	4	4	1	3
at Fresno State	5	3	2	1

at New Mexico  
 WYOMING  
 at Air Force  
 SAN JOSE STATE

**SEASON TOTAL 35 32 19 13**

**PCT. SCORING IN RED ZONE: 91%**

**PCT. SCORING TD IN RED ZONE: 54%**

### OPPONENTS

	Atts	Scores	TD	FG
BRYANT	3	2	2	0
at Michigan	5	4	4	0
VANDERBILT	4	3	1	2
at UTEP	3	3	3	0
HAWAII	3	2	0	2
at UNR	3	2	2	0
COLORADO STATE	4	4	2	2
at Fresno State	4	4	3	1

at New Mexico  
 WYOMING  
 at Air Force  
 SAN JOSE STATE

**SEASON TOTAL 29 24 17 7**

**PCT. SCORING IN RED ZONE: 83%**

**PCT. SCORING TD IN RED ZONE: 59%**

## POINTS OFF TURNOVERS

### UNLV

### OPP

UNLV	No	PTS	OPP	No	PTS
BRYANT	1	3	BRYANT	2	0
at UM	1	0	at UM	0	0
VANDY	4	13	VANDY	2	7
at UTEP	3	10	at UTEP	1	0
UH	2	0	UH	0	0
at UNR	3	7	at UNR	0	0
CSU	1	7	CSU	1	0
at FS	2	3	at FS	4	17
at UNM			at UNM		
WYO			WYO		
at AFA			at AFA		
SJSU			SJSU		
<b>TOTAL</b>	<b>17</b>	<b>43</b>	<b>TOTAL</b>	<b>10</b>	<b>24</b>

**UNLV: 17 Poss., 9 Scores (53%)  
5 FG, 4 TD**

**OPP: 10 Poss., 4 Scores (40%)  
1 FG, 3 TD**

**#BEaREBEL**







# 2023 REBEL FOOTBALL



## HEAD COACH BARRY ODOM (@Coach\_Odom)

A former head coach in the SEC and one of the nation's top coordinators, **Barry Odom** was named the new head coach of UNLV's football program on Dec. 6, 2022.

Odom came to UNLV after finishing his third season at the University of Arkansas, serving as associate head coach, defensive coordinator and safeties coach for the Razorbacks.

Before moving to Fayetteville, Odom spent four seasons as head coach at the University of Missouri, including taking two of his teams to bowl games and finishing at .500 or better three times en route to building an overall record of 25-25 from 2016-19. His 2018 Missouri squad finished the regular season ranked 23rd in the College Football Playoff poll.

Odom, 46, became the 13th head coach in UNLV football history but the first with previous head coaching experience on the FBS level since College Football Hall of Famer **John Robinson** led the Rebels from 1999-2004.

Under Odom's leadership, Missouri ended the 2019 regular season as one of the nation's top defenses, ranking 14th nationally and third in the SEC in total defense (312.0 YPG) and 17th in the FBS with just 19.4 points allowed per game. Mizzou was particularly strong against the pass, ranking sixth in the nation and second in the SEC with just 179.3 YPG.

In 2018, Odom became just the fourth coach in Missouri history to lead the Tigers to a bowl game in two of his first three seasons when Mizzou earned a berth in the AutoZone Liberty Bowl. That Tiger team finished strong for the second year in a row, going 4-0 in November, including a 38-17 win at No. 11 Florida that was Missouri's largest road win over a ranked opponent since 2008. His 2017 team won six straight to finish the regular season 7-5 and earn a trip to the Texas Bowl.

Before being elevated to head coach, Odom returned to Missouri in 2015 as the program's defensive coordinator and helped the Tigers rank ninth nationally in total defense, allowing just 302 yards per game. That defense became Mizzou's first to rank inside the nation's Top 10 since the NCAA started keeping defensive stats in 1978. The same unit ranked seventh nationally in scoring defense (16.2 PPG) and pass defense (169.2 YPG).

Odom's recent work at Arkansas under head coach **Sam Pittman** included helping 2022's squad earn a bid to the Liberty Bowl one season after the Razorbacks defeated Penn State in the Outback Bowl and earned a final AP ranking of 24. His 2021 defense allowed just 22.9 PPG – 12 fewer per game than in 2020 and the fewest for an Arkansas defense since 2014 – and allowed 84 fewer yards of total defense. That Hogs' secondary gave up just 214.2 yards per game as cornerback **Montaric Brown** led the league with five interceptions to earn First Team All-SEC and Third Team All-America honors. The run defense also evolved to allow just 153.9 yards per game, the fewest for Arkansas since 2015. Burlsworth Trophy winner **Grant Morgan** led a trio of linebackers that all notched 100+ tackles. Bumper Pool's team-best 125 stops earned him Second Team All-SEC accolades to go along with Third Team All-America honors.

In between his stints at Missouri, Odom earned his first defensive coordinator job at Memphis in 2012, transforming the Tigers into a defensive power.

Odom began his coaching career in 2000 as an assistant coach at his prep alma mater, Ada High School in Oklahoma before taking over as head coach at Rock Bridge High School in Missouri for two seasons. In 2003 he returned to Columbia as a graduate assistant on the staff of **Gary Pinkel**, the man he would eventually succeed as head coach of Missouri 13 years later.

Born in Lawton, Oklahoma, and raised in Maysville, Oklahoma, Odom lettered four times as a linebacker at Missouri from 1996-99, making two trips to bowl games and serving as team captain during his senior season. He ended his career ranked in the school's all-time top 10 with 362 tackles.

Odom graduated from Missouri in 1999 with a bachelor's degree and earned his master's in education from the school in 2004. He and his wife Tia have two sons, JT and Garyt, and a daughter, Anna. JT is a freshman linebacker at UNLV.



## ODOM'S COACHING EXPERIENCE

2023-PR	UNLV – Head Coach
2020-22	Arkansas – Assoc. Head Coach, Defensive Coordinator, Safeties
2016-19	Missouri – Head Coach
2015	Missouri – Defensive Coordinator, Linebackers
2012-14	Memphis – Defensive Coordinator, Safeties
2009-11	Missouri – Safeties
2007-08	Missouri – Assistant AD, Director of Football Operations
2006	Missouri – Director of Football Operations
2004-05	Missouri – Director of Football Recruiting
2003	Missouri – Administrative Graduate Assistant
2001-02	Rock Bridge (MO) High School – Head Coach
2000	Ada (OK) High School – Assistant Coach

## EDUCATION

University of Missouri  
 Bachelor's degree in general studies, 1999  
 Master's degree in education, 2004

## PLAYING EXPERIENCE

1996-99 Missouri -- Lettered four years at linebacker

## PERSONAL DATA

**Birthdate:** Nov. 26, 1976  
**Hometown:** Maysville, OK  
**Family:** Wife, Tia  
 Sons, JT & Garyt  
 Daughter, Anna Lockwood





# 2023 REBEL FOOTBALL



## DOUGIE B. THE QB



When UNLV quarterback **Doug Brumfield** started the season-opener for the second consecutive year, it made him the first to do so for the Rebels since **Armani Rogers** in 2017-19. In fact, last year vs. Idaho State, Brumfield ("BRUM-field"), became the 14th different starting quarterback in the last 19 years at UNLV. **Brumfield** then became the first Rebel starting QB to win two straight season-openers since **Omar Clayton** in 2009-10. The tall, dynamic left-handed signal-caller, who missed 11 quarters of play after being knocked out vs. Vanderbilt, was named 2023 Preseason Second Team All-Mountain West by PFF and Third Team by Phil Steele's and MW Wire. He's currently ranked second in school history with a career completion percentage of 60.0% and sits second in lowest interception percentage at .0225 (8 in 355 att.). His rushing TD vs. Bryant moved him into a tie for fourth place at the school with 10 career scores on the ground by a QB. Invited to serve as a counselor at the Manning Passing Academy in June, he also represented

UNLV's offense at the annual Mountain West Media Days in July. Brumfield originally committed to the Rebels in May 2019 two coaching staffs previous and ultimately chose UNLV over offers from Kansas, Rutgers and Utah. He earned Honorable Mention All-Mountain West after starting 10 games last fall, becoming the first Rebel QB to be a member of the All-MW postseason list since **Jason Thomas** earned 2022 Honorable Mention from the media in 2000 and he was included in the first conference team that involved a coaches' vote since **Jon Denton** was second team in 1996 as part of the WAC. Brumfield appeared in 10 games and broke the UNLV record for pass completion percentage in a season with 64.6, besting **Caleb Herring**'s 2013 mark of 63.2. Finishing second in the MW with 215.9 total offensive yards per game and sixth in overall offensive TDs with 16, his seven 200-yard passing games in '22 tied for seventh-most in a season by a Rebel and were the most since 2013.

### BRUMFIELD CAREER STATS

#### PASSING

YEAR	GP-GS	CMP-ATT	YDS	PCT	TD	INT
2023	5-4	23-41	201	56.1	0	2
2022	10-10	164-254	1,898	64.6	10	5
2021	3-2	17-39	320	43.6	2	1
2020	2-0	9-21	151	42.9	0	0
<b>TOTAL</b>	<b>20-16</b>	<b>213-355</b>	<b>2,570</b>	<b>60.0</b>	<b>12</b>	<b>8</b>

#### RUSHING

YEAR	GP-GS	ATT	YDS	AVG	TD	LG
2023	5-4	18	28	1.5	1	19
2022	10-10	90	261	2.9	6	29
2021	3-2	19	109	5.7	2	37
2020	2-0	14	37	2.6	1	14
<b>TOTAL</b>	<b>20-16</b>	<b>141</b>	<b>435</b>	<b>3.1</b>	<b>10</b>	<b>37</b>

## MY OH MY, MAIAVA



UNLV redshirt rookie quarterback **Jayden Maiava**, a graduate of local power Liberty High School, was named College Football Network Freshman Player of the Week on October 15. Maiava (my-AH-vah) earned the national nod after setting a school single-game record for pass completion percentage by a freshman with an 80-percent clip while helping the Rebels defeat in-state rival UNR 45-27 in Reno. He has also twice earned Mountain West Freshman of the Week (Sept. 18 and Oct. 23) after directing last-minute winning drives at Allegiant Stadium (vs. Vanderbilt and Colorado State). Maiava, who came off the bench to replace an injured **Doug Brumfield** vs. Vanderbilt, has now started the last five games and won four of them. The Hawai'i native leads the squad with 1,579 yards and seven touchdowns through the air and ranks fifth on the team with 149 net yards on the ground with one TD. He currently stands 41st in the nation -- and second among freshmen -- in pass completion percentage

(64.2%) and fourth in the country among freshman signal callers in pass efficiency.

## A LEFTY'S LISTS

### UNLV CAREER COMP PCT.

1. 63.2	<b>Cameron Friel</b>	2021-SA
2. 60.0	<b>Doug Brumfield</b>	2020-SA
3. 59.5	Caleb Herring	2010-13
4. 58.3	Omar Clayton	2007-10
5. 57.9	Randall Cunningham	1982-84

### UNLV SEASON COMP PCT.

1. 64.6	<b>Doug Brumfield</b>	2023
2. 63.2	Caleb Herring	2013
3. 62.5	Johnny Stanton	2017
4. 62.4	<b>Cameron Friel</b>	2021
5. 62.4	Randall Cunningham	1984

### UNLV CAREER LOW INT PCT.

1. .0198	Caleb Herring	2010-13
2. .0225	<b>Doug Brumfield</b>	2020-SA
3. .0291	Randall Cunningham	1982-84
4. .0310	Omar Clayton	2007-10
5. .0312	Armani Rogers	2017-19

### UNLV SEASON LOW INT PCT.

1. .0123	Caleb Herring	2013
2. .0155	Omar Clayton	2008
3. .0160	Mike Clausen	2008
4. .0196	<b>Doug Brumfield</b>	2022
2. .0219	Chad Reed	1998

### UNLV CAREER QB RUSH TDS

1. 24	Jason Thomas	2000-02
2. 20	Glenn Carano	1974-76
3. 18	Armani Rogers	2017-19
4. 10	<b>Doug Brumfield</b>	2020-SA
10	Larry Gentry	1977-80

### CAREER RUSH YDS BY A UNLV QB

RK	NET	PLAYER	YEARS	ATT	AVG
1.	1,528	Jason Thomas	2000-02	369	3.6
2.	1,489	Armani Rogers	2017-19	250	5.9
3.	774	Omar Clayton	2007-10	291	2.7
4.	728	Kurt Palandech	2015-17	145	5.0
5.	579	Derek Stott	1989-91	270	2.1
6.	435	<b>Doug Brumfield</b>	2020-SA	141	3.1





## COACH LOCATIONS

### PRESS BOX COACHES BOOTH

Nate Longshore Tight Ends  
Damon Magazu Safeties

### SIDELINES

Barry Odom Head Coach  
Brennan Marion OC/QB  
Mike Scherer DC/LB  
James Shibest STC  
Del Alexander WR  
Vance Vice OL  
Cornell Ford RB  
Ricky Logo DL  
Akeem Davis CB

### REBEL STARTS CHART

PLAYER	2023	CAREER	CONSEC.
Anton Ambuehl	5	5	--
Thomas Anderson	3	3	--
Johnathan Baldwin	8	21	20
Kaleo Ballungay	2	3	--
LeShaun Bell	0	3	--
Austin Boyd	2	2	--
Doug Brumfield	4	16	--
Zavier Carter	1	1	--
Vincent Davis Jr.	4	4	1
Jacob De Jesus	5	5	--
Jalen Dixon	8	12	8
Jett Elad	5	5	4
Naki Fahina	0	7	--
Cameron Friel	0	10	--
Zyell Griffin	0	6	--
BJ Harris	0	2	--
Jack Hasz	8	8	8
Trenton Holloway	0	1	--
Cameron Jenkins	3	3	3
Darius Johnson	8	13	8
Ricky Johnson	2	6	--
Donavyn Lester	5	5	3
Jayden Maiava	5	5	5
Alani Makihele	6	6	5
Tatuo Martinson	8	8	8
Senika McKie	7	10	1
Marsel McDuffie	7	8	5
Jordyn Morgan	0	11	--
Quentin Moten	3	3	1
Waisale Muavesi	0	2	--
Marshall Nichols	8	20	20
Cameron Oliver	8	26	9
Jose Pizano	8	8	8
Courtney Reese	0	1	--
Brennon Scott	0	7	--
Tiger Shanks	8	30	9
Elijah Shelton	3	12	--
Jalen St. John	3	3	3
Jae'Den Thomas	3	3	--
Fred Thompkins	1	2	--
Jaxen Turner	8	8	8
Amani Trigg-Wright	8	27	9
Davone Walden Jr.	0	3	--
Ricky White III	7	19	1
Jerrae Williams	4	13	--
Jackson Woodard	8	8	8
J. Younge-Humphrey	1	1	--
Shelton Zeon III	8	22	20

#BEaREBEL

## QB1(HUNDRED)

When **Doug Brumfield** (pictured) finished with exactly 100 net yards rushing against North Texas in 2022, he became 12th different UNLV quarterback to post a century-mark game on the ground. There have been only 19 such games in history but a full 11 of those have happened since the start of the 2016 season.

### 100-YD RUSHING GAMES BY A UNLV QB (19)

RK	YDS	AVG	TD	PLAYER	OPPONENT	YEAR
1.	193	7.7	1	Armani Rogers	at New Mexico	2017
2.	181	7.0	1	Armani Rogers	at Arkansas St	2018
3.	165	9.2	1	Hunkie Cooper	Oregon State	1991
4.	157	9.8	1	Kurt Palandech	Wyoming	2016
5.	148	9.3	1	Armani Rogers	at Air Force	2017
6.	147	9.8	1	Dalton Sneed	Fresno State	2016
7.	139	8.7	1	Max Gilliam	Fresno State	2020
8.	135	7.1	0	Omar Clayton	Colorado State	2007
9.	131	7.3	0	Johnny Stanton	Idaho	2016
10.	129	9.1	1	Travis Dixon	at Utah State	2007
11.	126	12.6	2	Jason Thomas	at Hawai'i	2000
12.	122	7.6	4	Armani Rogers	Prairie View A&M	2018
13.	111	10.4	2	Armani Rogers	Southern Utah	2019
14.	107	5.1	1	Jason Thomas	at Iowa State	2000
15.	104	6.1	1	Shane Steichen	Idaho	2005
16.	103	10.3	1	Armani Rogers	UTEP	2018
17.	103	8.6	0	Jason Thomas	at Arkansas	2001
18.	103	6.9	0	Derek Stott	Pacific	1991
19.	100	8.3	2	Doug Brumfield	North Texas	2022

The list includes five from former Rebel and current NFL TE **Armani Rogers**. Rogers and **Jason Thomas** (three) are the only Rebel signal-callers to reach the mark more than two times in a career.



## STATES OF THE PROGRAM

From Hawaii to Florida, from Alaska to Australia -- the 2023 Rebels come from hometowns spread across the continent and beyond. In fact, no less than 24 different states and two foreign countries are represented on this year's roster. While a majority of Rebels naturally hail from California (33), Nevada (7) and Texas (11), six Georgia natives have come to Las Vegas. Meanwhile, Washington and Utah are home to no less than five current Rebels while Arizona, Florida and Arkansas supply four each. Hawai'i, Louisiana, North Carolina, Oklahoma and Missouri supply three each. Tennessee volunteers two Rebels as do Colorado. Oregon, Alaska, Kansas, Nebraska, New Jersey, Ohio, Pennsylvania and South Carolina all are home to one UNLV player. In addition, DL **Ben Key** is from Australia and new DB **Jett Elad** hails from Ontario, Canada.



## 2023 CAPTAINS ANNOUNCED

Under new head coach **Barry Odom**, UNLV returned to permanent team captains this season and after a team vote, four Rebels were named, two on each side of the line of scrimmage. On offense, returning quarterback **Doug Brumfield** is joined by Super Senior offensive lineman **Amani Trigg-Wright**. Defensively, the team will be repped by returner **Jerrae Williams** and Arkansas transfer **Jackson Woodard**, who went on to earn the starting spot at linebacker after joining the team in January.



# 2023 REBEL FOOTBALL



## FERTITTA FOOTBALL COMPLEX: A STATE-OF-THE ART FOOTBALL HOME

On October 3, 2019, UNLV Athletics celebrated the official ribbon-cutting of its new, \$34.8 million, state-of-the-art training center the Fertitta Football Complex. The project was made possible because of the largest single gift in its history as the Fertitta Family pledged the initial \$10 million toward construction. The 73,000-square-foot, two-level complex was built on campus in the north end of the team's practice area and overlooks the Ernie Becker Sr. Football Fields at Bill "Wildcat" Morris Rebel Park, which now includes a playing surface installed this summer. The FFC is the day-to-day home of the program and includes an academic center, locker rooms, offices, meeting rooms, strength & conditioning center, media room, training table and nutrition bar, athletic training center, player lounge and even a barbershop.





## WEEKLY MW WINNERS

### OFFENSIVE PLAYERS OF THE WEEK (19)

Aidan Robbins, RB	Sept. 19, 2022
Doug Brumfield, QB	Aug. 29, 2022
Charles Williams, RB	Nov. 15, 2021
Kenyon Oblad, QB	Dec. 2, 2019
Armani Rogers, QB	Nov. 20, 2017
Kurt Palandech, QB	Nov. 14, 2016
Devante Davis, WR	Sept. 30, 2013
Caleb Herring, QB	Sept. 16, 2013
Tim Cornett, RB (Co-)	Nov. 15, 2010
Omar Clayton, QB	Sept. 21, 2009
Omar Clayton, QB (Co-)	Sept. 22, 2008
Frank Summers, RB (Co-)	Sept. 24, 2007
Rocky Hinds, QB (Co-)	Nov. 27, 2006
Larry Croom, RB (Co-)	Dec. 2, 2002
Jason Thomas, QB	Nov. 4, 2002
Joe Haro, RB	Oct. 29, 2001
Nate Turner, WR	Nov. 27, 2000
Jason Thomas, QB	Oct. 2, 2000
Jeremi Rudolph, RB	Oct. 11, 1999

### DEFENSIVE PLAYERS OF THE WEEK (29)

Johnathan Baldwin, S	Nov. 28, 2022
Austin Ajake, LB	Sept. 26, 2022
Jericho Flowers, CB	Nov. 25, 2019
Javin White, LB	Oct. 14, 2019
Javin White, DB/LB	Nov. 26, 2018
Jericho Flowers, CB	Nov. 12, 2018
Torry McTyer, CB	Nov. 14, 2016
Tau Lotulelei, LB	Oct. 17, 2016
Ryan McAleenan, LB	Oct. 5, 2015
Tani Maka, LB	Sept. 24, 2012
James Dunlap, DE (Co-)	Oct. 31, 2011
Jason Beauchamp, LB	Oct. 26, 2009
Jason Beauchamp, LB	Sept. 29, 2008
Beau Bell, LB (Co-)	Oct. 29, 2007
Beau Bell, LB (Co-)	Oct. 15, 2007
Beau Bell, LB	Sept. 24, 2007
Beau Bell, LB	Oct. 10, 2005
Jamaal Brimmer, SS	Oct. 11, 2004
Joe Miklos, FS	Oct. 4, 2004
Joe Miklos, FS (Co-)	Nov. 3, 2003
R. Dodd-Masters, CB	Sept. 22, 2003
Jamaal Brimmer, SS	Sept. 13, 2003
John Andrews, LB	Sept. 1, 2003
Jamaal Brimmer, SS	Oct. 21, 2002
Tyrone Tucker, LB	Oct. 7, 2002
Kevin Thomas, CB	Nov. 19, 2001
Amar Brisco, CB	Nov. 27, 2000
Kevin Thomas, CB	Oct. 2, 2000
Kevin Thomas, CB	Sept. 13, 1999

### SPECIAL TEAMS PLAYERS OF THE WEEK (29)

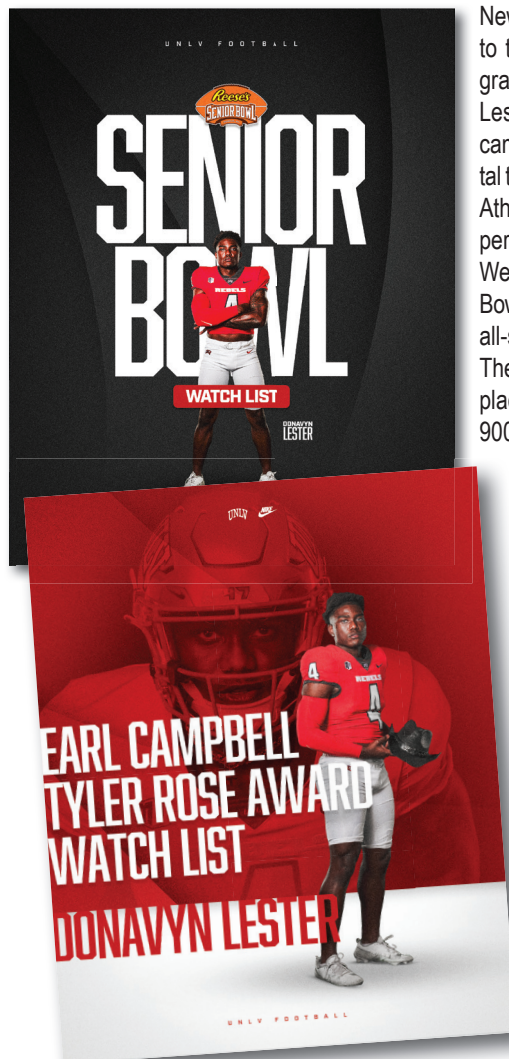
Jose Pizano, PK	Oct. 23, 2023
Jose Pizano, PK	Sept. 18, 2023
Daniel Gutierrez, PK	Nov. 28, 2022
Daniel Gutierrez, PK	Nov. 14, 2022
Daniel Gutierrez, PK	Oct. 3, 2022
Daniel Gutierrez, PK	Oct. 30, 2017
Logan Yunker, P	Oct. 5, 2015
Nicolai Bormand, PK	Oct. 13, 2014
Nicolai Bormand, PK	Sept. 8, 2014
Nolan Kohorst, PK	Oct. 14, 2013
Logan Yunker, P	Sept. 30, 2013
Logan Yunker, P	Sept. 23, 2013
Deante Purvis, KR	Oct. 31, 2011
Marcus Sullivan, KR (Co-)	Nov. 29, 2010
Kyle Watson, PK	Nov. 17, 2008
Deante Purvis, KR	Nov. 10, 2008
Malo Taumua, DL (Co-)	Sept. 15, 2008
Sergio Aguayo, PK	Oct. 10, 2005
Sergio Aguayo, PK	Sept. 12, 2005
Dillon Pieffer, PK	Nov. 3, 2003
Dillon Pieffer, PK	Sept. 22, 2003
Gary Cook, P	Sept. 13, 2003
Greg Estandia, TE	Sept. 1, 2003
Dillon Pieffer, PK	Dec. 2, 2002
Troy Mason, PR	Oct. 15, 2001
Gary Cook, P	Oct. 7, 2001
Troy Mason, KR	Nov. 13, 2000
Ray Cheetany, P/PK	Oct. 9, 2000
Duane James, KR	Oct. 11, 1999

### FRESHMEN OF THE WEEK (4 - New in 2021)

Jayden Maiava, QB	Oct. 23, 2023
Jai'Den Thomas, RB	Sept. 25, 2023
Jayden Maiava, QB	Sept. 18, 2023
Cameron Friel, QB	Nov. 8, 2021

#BEaREBEL

## LESTER PART OF TWO WATCH LISTS



New UNLV running back **Donavyn Lester** was named to the 11th Annual Reese's Senior Bowl Watch List. A graduate of John Paul II High School in Plano, Texas, Lester joined the Rebels this season after four standout campaigns at William & Mary that included scoring 17 total touchdowns. He was named Second Team All-Colonial Athletic Association last season after averaging 7.0 yards per carry. He is one of just six players from the Mountain West on this year's official watch list. The Reese's Senior Bowl is widely regarded as the preeminent college football all-star game and the first stage in the NFL Draft process. The longest continual-running all-star game has taken place in Mobile, Alabama, the past 74 years. More than 900 NFL personnel, including key decision-makers from all 32 teams, and over 1,100 media members from around the country were credentialed this year. This past April, the game produced 100 total picks for the third straight year, representing 40 percent of the entire NFL draft, including 40 selected on the first two days. Lester was also one of 69 players named to the official watch list for the annual Earl Campbell Tyler Rose Award. The award honors the nation's top college football offensive player who was either born in Texas, graduated from a Texas high school or plays at a college located in the Lone Star State. The honoree must also exhibit the enduring characteristics that define the award's namesake -- former NFL running back great **Earl Campbell** (nicknamed the Tyler Rose) -- including integrity, performance, teamwork, sportsmanship, drive, community and tenacity.



## WUERFFEL TABS MORGAN

UNLV junior DB **Jordan Morgan** is one of 110 players on the 2023 Wuerffel Trophy Watch List. Named after 1996 Heisman Trophy winning quarterback from the University of Florida, **Danny Wuerffel**, the trophy is presented each February to honor college football players who serve others, celebrate their positive impact on society and inspire greater service in the world. Morgan is starting his second season for the Rebels after transferring in from Iowa State last fall. The communication studies major is originally from Universal City, Texas, and was also named UNLV's nominee for the AFCA Good Works Team after launching his own local non-profit organization, Aspire2Inspire, which was created to promote reading literacy and benefit kids who have lost family members to gun violence.



# 2023 REBEL FOOTBALL



## AJIAKE EARNS LEAGUE'S HIGHEST HONOR



Former UNLV football star linebacker **Austin Ajiake** became only the second Rebel from any sport to be named Mountain West Male Scholar-Athlete of the Year, the league announced August 3. Ajiake (AH-g-kay), a native of Fremont, California, closed out his stellar career by leading the conference in tackles last season while also becoming a five-time Academic All-MW

honoree and three-time MW Scholar-Athlete. Established by the Mountain West Joint Council in 1999, the Scholar-Athlete of the Year award is the highest honor presented by the conference. The award is bestowed annually to the man and woman who best exemplify the term student-athlete by achieving excellence in athletics, academics and community involvement. In addition to athletic achievement, recipients of the MW Scholar-Athlete of the Year Award must have a minimum 3.5 cumulative grade point average, demonstrate leadership, and exhibit good character and conduct on and off the playing field. Each honoree will receive a \$2,500 postgraduate scholarship. "I want to thank the Mountain West for this award," said Ajiake. "It's a blessing to be able to represent not only the conference, not only the school but also the community of Las Vegas." A First Team All-Mountain West selection, Ajiake finished fifth in the nation with 132 total tackles, a number that tied him for fourth in UNLV single-season history. He became the first Rebel linebacker to be named first team all-league since 2016. The September 26 Mountain West Defensive Player of the Week also added 11 tackles-for-loss, four quarterback sacks, two interceptions and a fumble recovery. In May, the graduate of Bellarmine Prep, was named UNLV's Mehdi Bouras Male Scholar-Athlete of the Year. He earned his bachelor's degree in urban studies in May 2022 and is pursuing a master's in urban leadership. A seven-time member of the UNLV Dean's Honor List, he was one of three Rebels voted to the 2021 CoSIDA Academic All-District Team. Last fall, Ajiake was also named UNLV's 2022 nominee for the Wuerffel Trophy as his list of community service included participating in the department's Bed Build Day, a unique effort that saw more than 100 beds built by volunteers to benefit local youth in need.

## UNLV IN OT

### UNLV OVERTIME HISTORY (6-11)

GAME	DATE	SCORE	OTs	PTS
UNLV at San Diego State	Oct. 18, 1997	L, 20-17	1	0
UNLV vs. San Jose State	Nov. 22, 1997	L, 55-48	1	0
UNLV vs. Wyoming	Oct. 17, 1998	L, 28-25	1	0
UNLV at Ole Miss	Oct. 28, 2000	L, 43-40	1	3
UNLV vs. Wyoming	Nov. 2, 2002	W, 49-48	1	7
UNLV vs. BYU	Oct. 25, 2003	L, 27-20	1	0
UNLV vs. Wyoming	Nov. 6, 2004	L, 53-45	3	14
UNLV vs. New Mexico	Oct. 14, 2006	L, 39-36	1	0
UNLV at Arizona State	Sept. 13, 2008	W, 23-20	1	3
UNLV vs. Iowa State	Sept. 20, 2008	W, 34-31	1	6
UNLV vs. Minnesota	Aug. 30, 2012	L, 30-27	3	14
UNLV vs. Fresno State	Oct. 19, 2014	W, 30-27	1	3
UNLV vs. San Jose State	Oct. 10, 2015	L, 33-27	1	0
UNLV vs. Idaho	Sept. 24, 2016	L, 33-30	1	3
UNLV vs. Wyoming	Nov. 12, 2016	W, 69-66	3	17
UNLV at UNR	Nov. 30, 2019	W, 33-30	1	6
UNLV vs. EWU	Sept. 2, 2021	L, 35-33	2	13

UNLV saw its two-game win streak in overtime snapped with a double-OT loss in the 2021 opener to Eastern Washington. It also dropped the program's home record in OT to 4-9. In 2016, the Rebels broke a two-game losing streak in overtime games with its historic 69-66 victory over Wyoming. It marked the only time that the Rebels won a game that went longer than one overtime period and set a school record for points in extra time with 17. In 2008, the Rebels won back-to-back OT games at No. 13 Arizona State and then at home vs. Big 12 team Iowa State.

## 2023 FOOTBALL STAFF

**FOOTBALL OFFICE:** (702) 895-3400

**STAFF EMAIL:** first name.last name@unlv.edu

### Head Coach:

Barry Odom (1st Year/Missouri 1999)

### Offensive Coordinator/QBs:

Brennan Marion (1st Year/Tulsa 2009)

### Defensive Coordinator/LBs:

Mike Scherer (1st Year/Missouri 2016)

### Special Teams Coordinator:

James Shibest (1st Year/Arkansas 1988)

### Offensive Line:

Vance Vice (1st Year/Oklahoma State 1990)

### Tight Ends:

Nate Longshore (3rd Year/California 2008)

### Running Backs:

Cornell Ford (1st Year/Toledo 1991)

### Wide Receivers:

Del Alexander (1st Year/USC 1995)

### Defensive Line:

Ricky Logo (1st Year/North Carolina State 1992)

### Safeties:

Damon Magazu (4th Year/ECU 2013)

### Cornerbacks:

Akeem Davis (1st Year/Memphis 2011)

### Offensive Analyst:

Kenneth Merchant (1st Year/Southern Conn St 2018)

### Defensive Analyst:

Nicco Fertiitta (1st Year/Notre Dame 2019)

### Special Teams Analyst:

James Brown (3rd Year/Oregon 2018)

### Graduate Assistant Coach (Off):

Robbie Bell (1st Year/Louisville 2021)

### Graduate Assistant Coach (Off):

CJ Pollard (1st Year/USC 2020)

### Graduate Assistant Coach (Def):

Julio Garcia (1st Year/UNLV 2020)

### Graduate Assistant Coach (Def.):

Ronnell Perkins (1st Year/Missouri 2019)

### Director of Strength & Conditioning:

Jeff Fish (1st Year/Western Carolina 1989)

### Director of Football Operations:

Austin Van Poucke (1st Year/UTSA 2019)

### Director of Player Personnel:

Brad Odom (1st Year/East Central 1997)

### Director of Player & Community Development:

Hunkie Cooper (1st Year/UNLV 1991)

### Executive Asst. to the Head Coach:

Ethan Baxter (1st Year/Arkansas 2022)

### Director of On-Campus Recruiting:

McKenna Johnson (1st Year/UTSA 2021)

### Head Football Athletic Trainer

Nate Lower (1st Year/Weber State 2015)

### Football Nutritionist:

Galena Lodge (2nd Year/Kent State 2020)

### Video Coordinator:

Ross Locasio (1st Year/Alabama 2021)

### Director of Football Equipment:

Jacob Corbett (2nd Year/South Carolina 2004)

**#BeaREBEL**







# 2023 REBEL FOOTBALL

## ALL-TIME WIESNER AWARDS

YEAR	PLAYER	POS
2002	Tony Terrell	OL
2003	Dominic Furio	OL
2004	Jamaal Brimmer	S
2005	Joe Miklos	S
2006	Erick Jackson	RB
2007	Chris Butler	TE
2008	Jacob Hales	DL
2009	Ryan Wolfe	WR
2010	Isaako Aaitui	DL
2011	Bryce Saldi	LB
2012	Aaron Reed	TE
2013	Max Johnson	FB
2014	Brian Roth	OL
2015	Sonny Sanitoa	DL
2016	David Greene Jr.	RB
2017	Kurt Palandech	QB
2018	Jocquez Kalili	CB
2019	Gabe McCoy	DE
2020	Austin Ajiake	LB
2021	Julio Garcia II	OL
2022	Kyle Beaudry	LB
2023	Fred Thompkins	LB

## SIMPLY REB, PLEASE!

Please remember, UNLV (acronym on all references, please) is home to the **REBEL** football team -- not the Runnin' Rebels! Only the men's basketball team at UNLV is nicknamed the Runnin' Rebels.

## COLLEGE PRESSBOX


collegepressbox is the official media website for Division I football. Access and download game notes, quotes, statistics, media guides, headshots, logos and more for all FBS schools, conferences, postseason games, awards and the College Football Playoff. For access, please register for an account at [collegepressbox.com/register](http://collegepressbox.com/register).

**collegepressbox**  
SINCE 2005 EVERYTHING BUT THE PREGAME MEAL

#BEaREBEL

## THOMPKINS EARNS WIESNER AWARD

Before UNLV's home-opening football game vs. Bryant, senior linebacker **Fred Thompkins Jr.** was recognized as this year's recipient of the Tom Wiesner Award (pronounced "WEEZE-ner). For the 22nd consecutive year, the program selected the player who best exemplifies the courage, enthusiasm, dedication and toughness of the late Mr. **Tom Wiesner**. Thompkins, a California product from Clovis High School, is a former transfer from national champion City College of San Francisco, and was UNLV's top returning tackler this season. He will now proudly wear the Wiesner name stitched on the collar of his No. 10 jersey all season. A Wisconsin native and three-time letterman on the Badger football team, Mr. Wiesner sought his fortune out West and became one of the Las Vegas' leading businessmen, philanthropists, politicians and ambassadors. The founder of the successful restaurants that are part of Big Dog's Hospitality Group, Mr. Wiesner helped guide Rebel Athletics from their infancy and was inducted into the UNLV Athletics Hall of Fame as a Distinguished Contributor in 1994. Also a member of the Nevada Board of Regents, he died in 2002 at the age of 63 after a battle with Leukemia.



## UNLV vs. RANKED

(CFP) AP/COACH	OPPONENT	RESULT	DATE
2/2	at Michigan	L, 35-7	9-9-23
2/2	at Tennessee	L, 62-3	8-31-96
4/4	TCU	L, 48-6	10-30-10
5/5	BOISE STATE	L, 48-21	11-5-11
5/5	WISCONSIN	L, 20-13	9-8-07
8/6	at TCU	L, 41-0	10-31-09
8/8	at BYU	W, 45-41	10-10-81
9/9	at Nebraska	L, 48-6	10-1-88
9/10	at Utah	L, 63-28	10-23-04
10/9	at Ohio State	L, 54-21	9-23-17
10/10	SMU	L, 38-21	12-1-84
11/10	at Wisconsin	L, 51-7	9-1-11
11/8	KANSAS STATE	L, 42-3	11-26-94
12/12	WISCONSIN	L, 41-21	9-4-10
12/12	TCU	L, 44-14	11-1-08
12/13	BYU	L, 54-14	11-29-80
13/13	UCLA	L, 37-3	9-12-15
14/14	IOWA STATE	L, 48-3	9-18-21
14/14	at Wisconsin	L, 52-7	9-19-98
14/14	at Tennessee	L, 42-17	9-5-04
14/15	at Wisconsin	W, 23-5	9-13-03
15/13	at Arizona State	W, 23-20 (OT)	9-13-08
16/15	BOISE STATE	L, 38-13	10-5-19
16/13	at Colorado State	W, 36-33	11-30-02
16/20	NORTHWESTERN	L, 37-28	9-7-01
17/18	at TCU	L, 56-9	12-3-11
17/18	at BYU	L, 42-23	10-25-08
17/19	at Fresno State	L, 38-14	10-19-13
18/18	at TCU	L, 51-3	11-12-05
18/20	BYU	L, 59-21	10-10-09
19/19	BYU	L, 29-0	10-23-99
19/20	at BYU	L, 63-28	10-12-96
19/21	at San Diego State	L, 41-10	10-7-17
(19)/23/23	SAN DIEGO STATE	L, 28-20	11-19-21
20/20	at Utah	L, 38-10	9-11-10
20/20	BYU	L, 35-31	9-29-01
20/23	FRESNO STATE	L, 3-48	11-3-18
21/22	at Wisconsin	L, 18-3	9-11-04
22/25	at Fresno State	L, 38-30	9-24-21
22/23	at Boise State	L, 42-25	11-18-16
22/23	at Utah	L, 42-21	9-6-08
22/21	at Clemson	L, 24-14	9-4-93
23/25	at Arizona State	L, 37-10	9-11-21
24/22	at Boise State	L, 32-7	10-20-12
24/22	HAWAII	L, 49-14	9-15-07
24/NR	UTAH	L, 35-15	10-17-09
24/NR	at Houston	L, 37-9	9-8-90
25/25	NEVADA, RENO	L, 44-26	10-2-10
25/NR	at Hawaii	L, 59-21	12-4-10
NR/19	BYU	L, 27-0	9-2-82
NR/20	CS FULLERTON	W, 26-20	11-10-84
NR/24	OREGON STATE	L, 23-21	9-12-09
NR/25	WISCONSIN	L, 27-7	8-31-02

## POLL POSITIONS

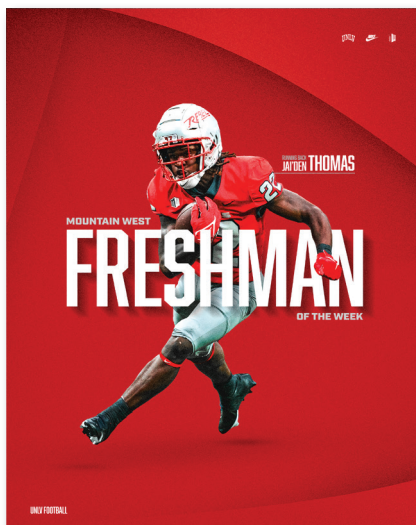
Including No. 2 Michigan earlier this season, UNLV has played 53 teams ranked in at least one of the two major polls at the time of the game. The Rebels hold a 5-48 record against such competitors. The Rebels' most recent win over a ranked team came in 2008 when they upset No. 15/13 Arizona State, 23-20 in overtime (pictured, below). In fact, the last four UNLV wins over ranked opponents have come on the road.





## JET LANDS MW WEEKLY AWARD

UNLV football boasted the Mountain West Freshman of the Week in back-to-back weeks after rookie running back **Jai'Den "Jet" Thomas** was honored by the league September 25. Thomas (Atlanta, GA) tied the school record for touchdowns in a game with four on the ground in the Rebels' 45-28 victory at UTEP. He also became the first UNLV player this season to reach the 100-yard rushing mark, finishing with exactly 100 on just 13 carries. Thomas also caught two passes for 14 yards. He got his team on the board with a 12-yard touchdown before adding a 17-yard scoring scamper later in the first quarter. His five-yard rush gave the Rebels a 28-14 lead heading into halftime and his one-yard plunge in the fourth quarter pushed the score to 35-21. Thomas became the third Rebel overall to earn the MW freshman award, which is in its third season of existence.




## PIZANO EARNS 2ND SPECIAL TEAMS HONOR



**Jose Pizano** won his second Mountain West Special Teams Player of the Week honor on October 23 after breaking two school records in a win over CSU. His six field goals, including a game-winner as time expired, and 19 total kicking points both were the most ever by a Rebel in one game. He first won the award on Sept. 18 after kicking the game-winning field goal in UNLV's thrilling 40-37 home victory over Vanderbilt. He nailed four of his five field-goal attempts along with four successful PATs vs. Vandy and his 36-yard field goal with five seconds remaining was the game-winner for the Rebels, who were hosting an SEC opponent during the regular season for the first time in history.

## MAIAVA TAKES TWO MW FRESHMAN NODS

On October 23, **Jayden Maiava** became the first Rebel to have more than one MW Freshman of the Week honor, which is in its third season of existence. A graduate of local power program Liberty High School, Maiava (my-AH-vah) helped the Rebels win their fifth straight game by passing for a career-high 353 yards on 27-of-36 passing (75%) with no interceptions vs. CSU. His evening was highlighted by a flawless final drive with 40 seconds remaining, hitting all four of his pass attempts to drive the Rebels to the CSU 10-yard line to set up Pizano's game-winning boot. He also earned the award on September 18 after coming off the bench during the first quarter and rallying the Rebels from a big early deficit to a 40-37 win over Vanderbilt. Maiava ran for a 24-yard touchdown in the third quarter and would complete 19-of-33 attempts for 261 yards. With the game eventually tied at 37, Maiava connected with wide receiver **Ricky White** on a 48-yard play, that set up **Jose Pizano's** game-winning field goal.



## KICKING CLUBS

### FBS 2023 FIELD GOAL LEADERS

1.	19 (20 att)	<b>Jose Pizano</b>	<b>UNLV</b>
2.	18 (25 att)	Randy Bond	Texas A&M
	18 (24 att)	Alex Hale	Okla. State
4.	17 (17 att)	Graham Nicholson	Miami (OH)
5.	16 (19 att)	Dragan Kesich	Minnesota
	16 (19 att)	Scott Renfroe	Troy

### UNLV SINGLE-GAME FIELD GOALS

1.	6 (6 att)	<b>Jose Pizano (CSU)</b>	<b>2023</b>
2.	5 (5 att)	Daniel Gutierrez (FS)	2022
3.	4	8 players tied	10 Times

### UNLV SINGLE-SEASON FG PCT

1.	95.0	<b>Jose Pizano</b>	<b>2023</b>
2.	94.7	Daniel Gutierrez	2022
3.	92.9	Evan Pantels	2016
4.	88.9	Daniel Gutierrez	2021
5.	88.2	Jim Cook	1987

### UNLV SINGLE-GAME KICK POINTS

1.	19	<b>Jose Pizano (CSU)</b>	<b>2023</b>
2.	16	<b>Jose Pizano (Vandy)</b>	<b>2023</b>
	16	Daniel Gutierrez (FS)	2022
	16	Evan Pantels (HOW)	2017

### UNLV SINGLE-SEASON FGM

1.	21 (26 att)	Nick Garritano	1994
2.	20 (25 att)	Dillon Pieffer	2003
3.	19 (20 att)	<b>Jose Pizano</b>	<b>2023</b>
4.	18 (19 att)	Daniel Gutierrez	2022
5.	17 (22 att)	Evan Pantels	2017
	17 (22 att)	Sergio Aguayo	2007

### UNLV SEASON KICK POINTS

1.	88	Daniel Gutierrez	2022
2.	87	<b>Jose Pizano</b>	<b>2023</b>
	87	Nick Garritano	1994
4.	86	Dillon Pieffer	2003



## RETRO REBELS



In the season-opening win over Bryant, UNLV wore throwback helmets (above) featuring the REBELS font from the mid-1980s when future CFB Hall of Famer **Randall Cunningham** was running the offense.

Then, in the Game Four victory at UTEP, the Rebel players sported an all-white look (below) that featured a decal inspired by the ones that adorned the silver helmets from 1987-89 under late head coach **Wayne Nunnely**. The block N and Las Vegas script helmets are most remembered as the design worn by legendary Rebel running back **Ickey Woods** when he led college football in rushing with 1,658 yards in 1987 before shuffling off to the Cincinnati Bengals.



#BEaREBEL

## NINTH ISLAND SHOWDOWN GOES TO REBELS

UNLV brought home the beloved Island Showdown Trophy -- affectionately known as the Golden Pineapple -- with a 44-20 win over Hawai'i on September 30. Beginning with the 2017 game in Las Vegas, which the Rebels won 31-23, the UNLV and Hawai'i football programs now annually take part in the Ninth Island Showdown. Sponsored by The California Hotel, the winner of the Mountain West matchup gets rights to the Island Showdown Trophy, which includes both a pineapple -- a Vegas-style gold pineapple -- and a variation of the Welcome to Fabulous Las Vegas sign. Las Vegas has earned the nickname "The Ninth Island" for its long-standing popularity with Hawaiian visitors and transplants. UNLV and Hawai'i first squared off in football on Oct. 25, 1969, which marked just the second year of existence for the Rebel program. The schools have faced each other 33 times with the Rainbow Warriors leading the all-time series 19-14. This marks just the second rivalry trophy for UNLV, which also plays each fall against in-state rival UNR for rights to the famous Fremont Cannon.



## UNLV KEEPS CANNON IN ODOM'S DEBUT

UNLV made it two-for-two in its trophy games for the first time when it followed its win over Hawai'i with a convincing 45-27 victory at in-state rival UNR on October 14. Since the introduction of the Golden Pineapple in 2017, this marked the first time that the Rebels beat both regional rivals in the same season. UNLV's 45 points tied for the most the program ever scored in Reno, matching a 45-7 win in 1975. The famed Fremont Cannon, which is the heaviest and most expensive trophy in college sports, will remain painted red for a second consecutive year for only the second time in two decades along with 2018-19. In addition, **Barry Odom** became just the fourth UNLV head coach to win the Battle for the Fremont Cannon in their first season, joining **Tony Sanchez** (2015), **Jeff Horton** (1994) and **Tony Knap** (1976).





## THOMAS THE TD TRAIN

### RUSHING TDS BY A FROSH

RK	TD	NAME, POS	SCHOOL
1.	8	Jai'Den Thomas, RB	UNLV
2.	7	Jalen Buckley, RB	WMU
3.	6	Avery Johnson, QB	Kansas St.
4.	5	Makhi Hughes, RB	Tulane
	5	Daelen Alexander, RB	Rice
	5	Zeon Chriss, QB	Louisiana
	5	Keyone Jenkins, QB	FIU

Despite having a nickname of "Jet," rookie running back **Jai'Den Thomas** has moved from flying under the radar into becoming the nation's top freshman



scorer. After holding just the one scholarship offer out of Westlake High School in the Atlanta area, Thomas is currently tied for 22nd overall in rushing touchdowns with eight after eight games and is the nation's only freshman with more than seven rushing scores so far in 2023. He found the end zone four times in the win at UTEP, which tied the program's single-game record for scores, and Jet is now tied for the Rebel record for freshman rushing touchdowns in a season, first set in 2017 by quarterback **Armani Rogers**.

## #LLRK47

UNLV's football program has dedicated the 2023 season to the memory of former Rebel defensive lineman **Ryan Keeler**, who tragically passed away from natural causes in Las Vegas at the age of 20 in February. The native of Chicago, Illinois, had just completed his redshirt freshman season for the Rebels after transferring

to UNLV from Rutgers and played in seven games, including recording his first collegiate quarterback sack vs. Air Force. An Academic All-Mountain West honoree, Keeler held a 3.80 grade point average in pre-business. While there will not be a No. 47 in the game for the Scarlet & Gray this fall, Keeler's number will appear on every UNLV players' helmet bumper above the facemask.





# 2023 REBEL FOOTBALL



**BRYANT**  
**UNLV**



**14**  
**44**

## GAME 1

Allegiant Stadium • Las Vegas, NV  
Sept. 2, 2023 • Att. 20,347



## UNLV STORMS TO BIG WEEK-ONE WIN IN ODOM'S DEBUT

**LAS VEGAS (UNLVRebels.com)** – With a Southern Nevada late-summer monsoon raging outside, the UNLV (1-0/0-0) football team was storming inside Allegiant Stadium en route to a 44-14 season-opening victory over Bryant University (0-1/0-0) in the first-ever meeting between the programs.

New UNLV head coach Barry Odom won his debut in what was the biggest margin-of-victory in a first game by a Rebel head coach since Ron Meyer won his initial game in town by 32 points over what is now known as Arkansas State (38-6) in 1973.

The Scarlet & Gray delighted an announced crowd of 20,347 by scoring on the very first play from scrimmage with a 69-yard rushing touchdown by Pitt transfer Vincent Davis Jr. UNLV would head into halftime leading 24-0 after an 18-yard score from Jai'Den Thomas (the first of two on the day for the true freshman), a 48-yard field goal (the first of a trio of three-pointers by Missouri State transfer Jose Pizano) and a 19-yard scramble to the end zone by quarterback Doug Brumfield as time expired in the second quarter.

The hosts also put up a second 17-point quarter after halftime, highlighted by a short rushing score by Donavyn Lester that immediately followed a 96-yard kickoff return by Jacob De Jesus.

**REBEL OF THE GAME:** De Jesus' return was the fourth-longest in school history and the longest ever by a Rebel on a play that did not result in a touchdown. He finished just two yards short of posting the program's first kickoff return for a touchdown since Deante Purvis with 98 yards vs. Colorado State on Oct. 29, 2011. De Jesus also led the team with 50 receiving yards on four catches to finish with 208 all-purpose yards in his FBS debut.

**STAT OF THE GAME:** UNLV piled up five rushing touchdowns, which tied for the eighth-most in school history. The five TDs came from four different rushers.

**QUOTABLE:** "A lot of work by a lot of people went into today's opportunity for our student-athletes. To represent our team means a lot to me for us to be able to get to 1-0 today. I wanted it so bad for this group of players just to get started on the right foot. We have a long way to go, we understand that. We can play a lot cleaner in all three phases, but we are thrilled to be 1-0 and I look forward to getting back to work. Now it is a sprint to see how good we can get between week one and week two. I'm thankful for the fans that were here today. We can build this and we will build this into an elite program and an elite college football team in the city of Las Vegas and I'm honored to have the chance to do that."

### -UNLV Head Coach Barry Odom

#### REBEL NOTES:

- Odom was the first UNLV football head coach to win his first game with the program since College Football Hall of Famer John Robinson downed North Texas in 1999
- Odom, who spent four years as head coach of Missouri, improved to 3-2 in season lid-lifters
- UNLV has now won six of its last nine games played at Allegiant Stadium
- Bryant was the first UNLV opponent ever from the Big South Conference
- The Bulldogs were only the second team from New England to play UNLV in football and the first in Las Vegas (Delaware downed UNLV in Louisiana as part of the NCAA D-II playoffs in 1974)
- UNLV improved to 10-4 vs. FCS opponents since the start of the Mountain West in 1999
- New Rebel RB Davis finished with a team-leading 79 yards rushing on just three carries
- De Jesus finished with a 63.3-yard average on three kickoff returns
- Brumfield's scoring run was the 10th of his Rebel career
- Redshirt freshman QB Jayden Maiava, who graduated from Liberty High School in Henderson, made his collegiate debut and completed four-of-six pass attempts for 40 yards and netted 13 rush yards on two carries
- While the Rebel QBs only completed 15 total passes – they were made by nine different receivers
- Adin Hill a goaltender from the Stanley Cup Champion Vegas Golden Knights was on hand to help with the pregame coin toss
- Connor Fields, a UNLV graduate and former Olympic Gold Medalist in BMX, was honored as today's Alumnus of the Game



**UNLV**  
**NO. 2 MICHIGAN**



**7**  
**35**

## GAME 2

Michigan Stadium • Ann Arbor, MI  
Sept. 9, 2023 • Att. 109,482



## UNLV FALLS AT NO. 2 MICHIGAN BEFORE RECORD CROWD

**ANN ARBOR, Mich. (UNLVRebels.com)** – UNLV (1-1/0-0) suffered a 35-7 loss at No. 2/2 Michigan (2-0/0-0) in a nationally televised, non-conference game Saturday at the Big House. The crowd of 109,482 at Michigan Stadium marked the biggest the Rebels have ever played in front of in 56 years of football.

The hosts played near-flawless football behind quarterback J.J. McCarthy, who completed his first 12 pass attempts and finished 22-of-25 with a pair of scoring throws.

The Wolverines used methodical drives to take a 21-0 halftime lead. However, The Rebels were spirited throughout and found the end zone late in the game on a 20-yard touchdown run by Jordan Younge-Humphrey.

**REBEL OF THE GAME:** JC transfer WR Jacob De Jesus was impressive again, leading the team with five catches for 46 yards and returning two punts, including a 22-yarder in the third quarter.

**STAT OF THE GAME:** The two starting quarterbacks (Doug Brumfield and McCarthy) combined to complete 24-of-28 pass attempts in the first half.

**QUOTABLE:** "Credit to Michigan and the roster that they've built, really top to bottom, an impressive group. Nothing has changed in my mind about our football team at UNLV. I'm excited about where we're going to go with this and I'm excited about the resolve of our players on how we're going to respond."

### -UNLV Head Coach Barry Odom

**UNLV** 0 0 0 7 -- 7  
**MICHIGAN** 7 14 14 0 -- 35

#### FIRST QUARTER

MICH - Corum 3-yard run (Turner kick) 7:06

#### SECOND QUARTER

MICH - Corum 2-yard run (Turner kick) 14:56

MICH - Wilson 13-yard pass from McCarthy (Turner kick) 0:24

#### THIRD QUARTER

MICH - Wilson 47-yard pass from McCarthy (Turner kick) 10:31

MICH - Corum 5-yard run (Turner kick) 3:16

#### FOURTH QUARTER

UNLV - Younge-Humphrey 20-yard run (Pizano kick) 2:43

	UNLV	MICH
First Downs	15	23
Rushes-Yards	31-61	33-179
Passing Yards	1-68	313
Passes C-A-I	15-26-0	23-28-1
Total Offense (Plays-Yds)	57-229	61-492
Fumble Returns-Yards	0-0s	0-0
Punt Returns-Yards	2-24	2-24
Kickoff Returns-Yards	0-0	2-54
Interception-Yards	1-11	0-0
Punts (Number-Avg)	6-47.8	3-46
Fumbles-Lost	0-0	0-0
Penalties-Yards	3-35	4-30
Possession Time	28:54	31:06
Sacks-Yards	0-0	5-30

**RUSHING:** UNLV- J. Younge-Humphrey 2-23, V. Davis 6-17, J. Maiava 2-13, C. Reese 4-13, D. Lester 2-5, D. Brumfield 10-11; MICH- B. Corum 15-80, J. McCarthy 3-38, C. Johnson 1-26, J. Tuttle 1-14, D. Edwards 6-9, K. Mullings 1-3, L. Franklin 1-2, D. Hughes 1-2, C. Stokes 2-2, J. Denegal 1-0.

**PASSING:** UNLV- Brumfield 10-19-0-100, Maiava 5-7-0-68; MICH- McCarthy 22-25-2-278, Denegal 1-1-0-35.

**RECEIVING:** UNLV- J. De Jesus 5-46, D. Gicinto 2-40, R. White 2-31, T. Conerly 3-28, C. Earls 1-11, S. McKie 1-10, D. Lester 1-2; MICH- R. Wilson 4-89, Johnson 5-82, T. Morris 3-40, Corum 2-23, A. Barner 1-12, C. Loveland 2-6.

**INTERCEPTIONS:** UNLV- J. Williams 1-11; MICH- None.

**FUMBLES:** UNLV- None; MICH- None.

**SACKS:** UNLV- None; MICH- J. Harrell 1.5-10, K. Grant 1.5-7, D. Moore 1-6, K. Jenkins 0.5-4, M. Graham 0.5-3.

**TACKLES:** UNLV- C. Oliver - 9, M. McDuffie - 9, J. Woodard - 8, Jett Elad - 6, J. Turner - 4, J. Williams - 4, B. Harris - 4; MICH- Harrell - 5, Jenkins - 5, Graham - 5, M. Sainnisti - 5, B. McGregor - 5, Grant - 4, Barrett - 4, J. Colson - 4, D. Waller - 4.

#### REBEL NOTES:

- UNLV appeared on CBS television for the first time in program history
- UNLV fell to 2-17 all-time vs. teams in the Big Ten Conference
- This marked the fifth time the Rebels played in the state of Michigan
- Rebel punter Marshall Nichols finished with an average of 47.8 yards on six attempts, including a career-long 60-yarder
- Receiver Ricky White, who torched UM for 196 yards when he played here for Michigan State in 2020, finished with two catches for 31 yards in this game





# 2023 REBEL FOOTBALL



37  
40

## GAME 3

Allegiant Stadium • Las Vegas, NV  
Sept. 16, 2023 • Att. 22,582



## REBELS WIN WILD ONE OVER VANDERBILT, IMPROVE TO 2-1

**LAS VEGAS (UNLVRebels.com)** – New place-kicker Jose Pizano kicked a 36-yard field goal with five seconds left – his fourth three-pointer of the night – to help **UNLV (2-1/0-0)** defeat Vanderbilt (2-2/0-0) 40-37 in what was the Rebels' first-ever regular-season home game vs. an SEC opponent.

Playing in front of a raucous crowd of 22,582 at Allegiant Stadium, UNLV tied for its fifth-biggest comeback in history after falling behind 17-0 early in the second quarter. The Rebels, who saw starting quarterback Doug Brumfield get knocked out of the

game in the first quarter, went on to score 30 straight points before Vandy had a fourth-quarter, 20-point spurt to twice tie things late.

Redshirt freshman quarterback Jayden Maiava, out of Las Vegas' Liberty High School, ran for a 24-yard touchdown and threw for a 48-yard score to spark his team off the bench.

Wide receiver Ricky White hauled in a career-high 12 catches – tied for the third-most in school history – for 165 yards, including a stunning 48-yarder with nine seconds remaining to set up Pizano's winning boot.

Linebacker Fred Thompkins led all tacklers with 10 total takedowns, including a strip sack. Jerree Williams turned in eight TT, including a sack, and helped the Rebels rally early with a 41-yard fumble return for a touchdown that tied the game at 17 in the second quarter. UNLV came all the way back to lead 20-17 at halftime.

**REBEL OF THE GAME:** Maiava came off the bench and finished with 261 yards passing on 19-of-33 to go with 29 net yards on the ground. His 48-yard scoring strike to Jacob De Jesus was UNLV's first passing touchdown of the season.

**STAT OF THE GAME:** UNLV won the turnover battle 4-2 by grabbing one interception by Johnathan Baldwin and recovering three of Vandy's five total fumbles.

**QUOTABLE:** "What a great win. We joked for just a second in the locker room – it's just like we drew it up. I (was impressed with) the mental toughness, the resolve, the ability for our kids to continue to make plays in, really all three phases of the game. We had so many errors, but also we had so many plays. Guys stood up, and we played winning football all the way down to the last second. There are a lot of things we can correct. We work on the two-minute drill every end of practice. And you just hope and pray that you get in that situation as a team and those habits become game-day reality. Fortunately for us, they did with a clutch throw and catch, and a big-time kick."

### -UNLV Head Coach Barry Odom

**REBEL NOTES:**  
-UNLV improved to 2-0 all-time vs. Vanderbilt as the first half of this home-and-home series also saw the Rebels win in Nashville in 2019  
-The Rebels improved to 3-4 all-time vs. SEC teams  
-UNLV is now 4-2 all-time vs. teams from the state of Tennessee  
-First-year head coach Barry Odom improved to 4-1 vs. Vanderbilt (3-1 while head coach at Missouri)  
-Odom became the first UNLV head coach to win at least two of his first three games at the school since John Robinson started out 2-1 in 1999  
-The Rebels won at least two of their first three outings for only the third time in the last 14 seasons  
-WR Ricky White's 165 yards tied for the 29th-most by a Rebel in one game  
-UNLV went 4-for-4 in the red zone to improve to a perfect 11-for-11 through three games  
-Jose Pizano's 16 total points tied the school record for most points in a game by a kicker  
-Pizano's four made field goals tied for the second-most in a game by a Rebel  
-De Jesus, who came into the week leading the nation in kickoff return average, finished with four attempts for 101 yards, with a long of 36. He also added a 22-yard punt return  
-Doug Brumfield's rare interception on UNLV's first drive of the game led to a Rebel opponent scoring a touchdown on an interception for the first time since 2021 vs. San Diego State  
-UNLV true freshman running back Jai'Den Thomas got the Rebels on the board with a 21-yard run into the end zone, which marked his third score of the season



45  
28

## GAME 4

Sun Bowl • El Paso, TX  
Sept. 23, 2023 • Att. 28,042



## RUSHING REBELS RUN RECORD TO 3-1 IN WEST TEXAS WIN

**EL PASO, Texas (UNLVRebels.com)** – Playing its first night game of the season, UNLV (3-1/0-0) won a third non-conference outing for the first time since 2008 with a 45-28 win at UTEP (1-3/0/0) Saturday before 28,042 at Sun Bowl Stadium.

True freshman running back Jai'Den "Jet" Thomas tied a school record by scoring four touchdowns – all on the ground – as UNLV imposed its will in the rushing game all evening, finishing with 306 yards to UTEP's 91, while also allowing zero sacks.

The Rebels' six rush touchdowns overall tied for the third-most in school history while Jose Pizano capped the evening with a field goal.

With starting quarterback Doug Brumfield out with an injury, Jayden Maiava made his first collegiate start and finished 15-of-27 passing for 190 yards.

Defensively, the visitors were led by Jaxen Turner's two interceptions and seven total tackles while Johnathan Baldwin led the squad with nine total takedowns.

UNLV, which overcame 10 penalties for 96 – a large majority of which came in the first half – doubled its team sack season total in the first half alone with four – all by different players.

**REBEL OF THE GAME:** Jet Thomas finished with 100 yards on 13 carries and became the fifth Rebel (six times overall) to rush for four scores in one game and the first since quarterback Armani Rogers did it vs. Prairie View A&M in 2018. Thomas now has seven rushing TDs through the first four games, which is just one off the school freshman record of eight set by QB Rogers in 2017.

**STAT OF THE GAME:** UNLV saw four different players finish with more than 25 yards rushing and three with more than 50 – none of whom had more than 13 carries. Vincent Davis finished just short of posting his first 100-yard game as a Rebel (97 yards on 13 attempts).

**QUOTABLE:** "I'm so thrilled that we got the win. The penalties were very disappointing, it was obviously way too many. We will get those fixed. I thought the takeaways were huge on defense, and then the ability to run the football, Jet with four touchdowns and we had 300 yards rushing. Six total rushing touchdowns, that's a great output by our offense and offensive line. The coaches put together the game plan and then the players executed it. That was a big-time effort. Thrilled with the win on the road and to be 3-1 through the non-conference portion of the season, now it's on to conference play."

### -UNLV Head Coach Barry Odom

**REBEL NOTES:**  
-UNLV won the turnover battle 3-1 with all four turnovers in the game being interceptions  
-Cam Oliver's second quarter interception was the sixth of his career  
-UNLV did not score during a trip to the red zone for the first time this season when Jayden Maiava's pass was tipped and intercepted in the third quarter. The Rebels had been 15-for-15 before the turnover. They finished 6-of-7 in the game  
-The Rebels wore an all-white uniform, including a retro helmet decal inspired by the design worn from 1987-89 on a silver helmet  
-No less than 11 Rebels graduated from Texas high schools  
-UNLV played at the Sun Bowl for the first time in 30 years  
-Head coach Barry Odom earned his first road victory at UNLV  
-The Rebels won a non-conference game on the road for the first time since downing Vanderbilt in Nashville in 2019  
-The last time these programs faced each other in El Paso, UNLV was a member of the Big West and UTEP was in the WAC  
-These two schools will play another home-and-home series in 2029 (El Paso) and '30 (Las Vegas)

UNLV 14 14 0 17 -- 45  
UTEP 7 7 7 7 -- 28

### FIRST QUARTER

UNLV - Thomas 12-yard run (Pizano kick) 9:27  
UTEP - Hardison 1-yard run (Flabiano kick) 3:20  
UNLV - Thomas 17-yard run (Pizano kick) 2:14  
SECOND QUARTER  
UTEP - Hardison 1-yard run (Flabiano kick) 5:11  
UNLV - Lester 1-yard run (Pizano kick) 3:18  
UNLV - Thomas 5-yard run (Pizano kick) 1:01  
THIRD QUARTER  
UTEP - Burgess Jr. 11-yard run (Flabiano kick) 11:12  
FOURTH QUARTER  
UNLV - Thomas 1-yard run (Pizano kick) 14:30  
UTEP - Ballard 27-yard pass from Hardison (Flabiano kick) 11:07  
UNLV - Reese 32-yard run (Pizano kick) 7:39  
UNLV - Pizano 30-yard field goal 1:56

	UNLV	MICH
First Downs	23	21
Rushes-Yards	48-307	34-91
Passing Yards	190	225
Passes C-A-I	15-27-1	14-31-3
Total Offense (Plays-Yds)	75-497	65-316
Fumble Returns-Yards	0-0	0-0
Punt Returns-Yards	2-13	0-0
Kickoff Returns-Yards	3-56	3-54
Interception-Yards	3-0	1-17
Punts (Number-Avg)	3-49.3	5-35.4
Fumbles-Lost	0-0	0-0
Penalties-Yards	10-96	8-74
Possession Time	29:51	30:09
Sacks-Yards	4-32	0-0

**RUSHING:** UNLV- J. Thomas 13-100, V. Davis 13-97, C. Reese 6-58, J. Maiava 6-28, D. Lester 8-18, J. Young-Humphrey 2-6; UTEP- T. Burgess Jr. 19-99, D. Hankins 3-8, E. Jolly 1-3, M. Bellon 1-0, G. Hardison 10-(-19)

**PASSING:** UNLV- Maiava 15-27-0-190, UTEP- Hardison 14-31-1-225

**RECEIVING:** UNLV- R. White 2-62, S. McKie 2-33, T. Conery 2-33, J. De Jesus 4-21, Davis 2-18, Thomas 2-14, Zeon III 1-9; UTEP- K. Akharaiyi 4-92, Bellon 4-50, J. Ballard 2-49, Burgess Jr. 3-30, J. Lopez 1-4.

**INTERCEPTIONS:** UNLV- J. Williams 1-11; UTEP- None.

**FUMBLES:** UNLV- None; UTEP- None.

**SACKS:** UNLV- J. Dixon 1-10, J. Williams 1-8, K. Conley Jr. 1-8, Z. Carter 1-6; UTEP- None.

**TACKLES:** UNLV- J. Baldwin - 9, J. Turner - 7, J. Woodard - 7, M. McDuffie - 5, D. Johnson - 4; UTEP- T. Knight - 15, J. Neal - 9, P. Amaewhule - 8, T. Williams - 5, K. Hyton - 4, T. Richardson - 4, L. Va'a - 4.

VANDERBILT 10 7 0 20 -- 37  
UNLV 0 20 10 10 -- 40

### FIRST QUARTER

VANDY - Hight 37-yard interception (Borcia kick) 8:52  
VANDY - Borcia 30-yard field goal 1:14  
SECOND QUARTER  
VANDY - Humphreys 56-yard pass from Swann (Borcia kick) 13:51  
UNLV - Thomas 21-yard run (Pizano kick) 12:17  
UNLV - Pizano 27-yard field goal 10:48  
UNLV - Williams 41-yard fumble recovery (Pizano kick) 9:38  
UNLV - Pizano 31-yard field goal 0:03  
THIRD QUARTER  
UNLV - Pizano 34-yard field goal 10:14  
UNLV - Maiava 24-yard run (Pizano kick) 2:00  
FOURTH QUARTER  
VANDY - Ball 3-yard pass from Swann (Borcia kick) 13:35  
VANDY - Borcia 32-yard field goal 9:16  
VANDY - Borcia 44-yard field goal 4:47  
UNLV - De Jesus 48-yard pass from Maiava (Pizano kick) 2:23  
VANDY - Skinner 34-yard pass from Swann (Borcia kick) 1:12  
UNLV - Pizano 36-yard field goal 0:05

	VANDY	UNLV
First Downs	21	21
Rushes-Yards	38-83	40-127
Passing Yards	337	276
Passes C-A-I	18-37-1	21-37-2
Total Offense (Plays-Yds)	75-420	77-403
Fumble Returns-Yards	0-0	3-31
Punt Returns-Yards	1-5	1-22
Kickoff Returns-Yards	6-81	4-101
Interception-Yards	2-50	1-36
Punts (Number-Avg)	3-51.0	5-42.4
Fumbles-Lost	5-3	2-0
Penalties-Yards	2-30	10-64
Possession Time	30:45	28:35
Sacks-Yards	2-12	3-12

**RUSHING:** UNLV- J. Thomas 13-50, J. Maiava 7-29, V. Davis 5-18, J. Young-Humphrey 4-17, D. Lester 5-16; VANDY- P. Smith, 13-43, A. Swann 11-27, S. Alexander 7-14.

**PASSING:** UNLV- Maiava 19-33-1-261, D. Brumfield 2-4-0-15, VANDY- Swann 17-35-3-335

**RECEIVING:** UNLV- R. White 12-165, J. De Jesus 3-62, S. McKie 3-26, Z. Griffin 2-14, S. Zeon III 1-9; VANDY- L. Humphreys 3-102, W. Sheppard 5-97, McGowan 5-81, Q. Skinner Jr. 1-43, K. Johnson 1-11.

**INTERCEPTIONS:** UNLV- J. Baldwin 1-36, VANDY- Hight 1-37, N. Rinaldi 1-13.

**FUMBLES:** UNLV- Thomas 1-0, Maiava 1-0; VANDY- Seals 1-1, Ball 1-1, Swann 1-0, McGowan 1-0.

**SACKS:** UNLV- F. Thompkins 1-5, J. Williams 1-5, C. Oliver 1-2; VANDY- B. Diakite 1-10, M. Capers 1-2

**TACKLES:** UNLV- Thompkins - 10, Williams - 8, J. Elad - 8, Baldwin - 7; VANDY- T. Berry - 9, E. Barr - 9.



# 2023 REBEL FOOTBALL



## GAME 5

Allegiant Stadium • Las Vegas, NV  
Sept. 30, 2023 • Att. 25,328



20  
44



## REBELS ROLL PAST HAWAII TO ISLAND SHOWDOWN WIN

**LAS VEGAS (UNLVRebels.com)** – UNLV (4-1/1-0) scored at least 40 points for the third straight game for the first time in school history as the Rebels opened Mountain West play with a 44-20 victory over Hawai'i 2-4/0-1 before 25,328 fans at Allegiant Stadium Saturday afternoon.

The Rebels won their third straight outing and reclaimed the famed Island Showdown Trophy, affectionately known as the Golden Pineapple, as Barry Odom became the first UNLV coach to win his first three home games since Wayne Nunnely in 1986.

UNLV's ground game was merciless, racking up 307 yards compared to 46 for the visitors as six different Rebel runners finished with more than 30 yards on the ground, led by Donavyn Lester's best day with the program (98 yards and a touchdown on 12 carries). Courtney Reese came off the bench to score a pair of rushing TDs as part of his 32-yard day.

Safety Johnathan Baldwin finished with nine total tackles, including two of the squad's 10 tackles-for-loss.

Quarterback Jayden Maiava completed only 11 passes but two of them were for touchdowns, including a 16-yarder to running back Vincent Davis Jr. to open the scoring as the Rebels built a 20-3 halftime lead and never looked back.

**REBEL OF THE GAME:** Senior kicker Jose Pizano was money yet again – nailing all three of his field goal attempts and adding five extra points for a total of 14. His day included making a career-long 52-yarder, which tied for the ninth-longest in school history and helped improve him to an eye-popping 11-of-12 on field-goal attempts this fall.

**STAT OF THE GAME:** Senior kicker Jose Pizano was money yet again – nailing all three of his field goal attempts and adding five extra points for a total of 14. His day included making a career-long 52-yarder, which tied for the ninth-longest in school history and helped improve him to an eye-popping 11-of-12 on field-goal attempts this fall.

**QUOTABLE:** "This game was not only important to our team and to our university, but also to Las Vegas. With conference play starting, the ability to continue the momentum we have built so far in our program, the importance of every single conference game, that's so huge for where we are trying to get to. We had a great offensive performance. We had six sacks and didn't give up any on the other side. That's complementary football. When we can do that and play well in all three phases together, we've got an opportunity to continue to play winning ball ... I'm proud of this team for what we've done now through five weeks."

**-UNLV Head Coach Barry Odom**

### REBEL NOTES:

- UNLV improved to 15-27 in conference openers and has won two straight
- The Rebels have won seven of their last nine home games
- This marked the earliest game staged between the Rebels and Warriors since Sept. 17, 2011
- UNLV has now started 4-1 for the second consecutive season
- The home team has won 13 of the last 15 games in this series
- UH still leads the overall series 19-14 but UNLV improved to 11-6 vs. UH in Las Vegas, having won 9 of the last 11 in the Silver State
- UNLV won the turnover battle 2-0 and now is plus-six after five games
- With defender Jerree Williams out with an injury, running back Jordan Young-Humphrey served as one of UNLV's four team captains but then was injured himself after rushing for 44 yards on just two carries

HAWAII	0	3	10	7	--	20
UNLV	7	13	7	17	--	44

### FIRST QUARTER

UNLV - Davis 16-yard pass from Maiava (Pizano kick) 9:04

### SECOND QUARTER

UNLV - Pizano 52-yard field goal 13:27

UH - Shipley 33-yard field goal 12:00

UNLV - Pizano 27-yard field goal 4:56

UNLV - Reese 4-yard run (Pizano kick) 0:45

### THIRD QUARTER

UH - McBride 51-yard pass from Schager (Shipley kick) 11:45

UNLV - Reese 21-yard run (Pizano kick) 8:17

UH - Shipley 34-yard field goal 5:07

### FOURTH QUARTER

UNLV - Pizano 48-yard field goal 14:29

UH - Perry 38-yard pass from Schager (Shipley kick) 12:47

UNLV - De Jesus 3-yard pass from Maiava (Pizano kick) 8:18

UNLV - Lester 22-yard run (Pizano kick) 5:37

	HAWAII	UNLV
First Downs	20	27
Rushes-Yards	26-46	47-307
Passing Yards	313	142
Passes C-A-I	22-35-1	11-21-0
Total Offense (Plays-Yds)	61-359	68-449
Fumble Returns-Yards	0-0	0-0
Punt Returns-Yards	1-25	2-12
Kickoff Returns-Yards	3-68	1-2
Interception-Yards	0-0	1-0
Punts (Number-Avg)	5-40.4	3-45.3
Fumbles-Lost	1-1	1-0
Penalties-Yards	6-65	8-75
Possession Time	25:45	34:15
Sacks-Yards	0-0	6-46

**RUSHING:** UNLV- D. Lester 12-98, J. Thomas 12-62, V. Davis 8-45, J. Young-Humphrey 2-44, J. Maiava 4-32, C. Reese 6-32; **UH-** T. Hines 9-43, J. Johnson 7-33, L. Sims 1-12, D. Morris 2-2, N. Bryant-Lelei 1-2, B. Schager 6-(-46).

**PASSING:** UNLV- Maiava 11-21-2-142; **UH-** Schager 12-35-1-313.

**RECEIVING:** UNLV- R. White 5-56, J. De Jesus 2-10, S. McKie 1-28, Thomas 1-19, Davis 1-16, Reese 1-13; **UH-** S. McBride 6-180, P. Ashlock 4-26, N. Cenacle 3-27, K. Nishigaya 2-20, A. Perry 1-38, K. Pupunu 1-15, Johnson 1-5, T. Mokiao-Atimialala 1-5.

**INTERCEPTIONS:** UNLV- Q. Moten 1-0; **UH-** None.

**FUMBLES:** UNLV- De Jesus 1-0; **UH-** None.

**SACKS:** UNLV- A. Whitmore 1-12, J. Baldwin 1-10, D. Johnson 1-9, M. McDuffie 1-8, O. Egbase 1-4, Z. Carter 1-3; **UH-** None.

**TACKLES:** UNLV- J. Baldwin - 9, J. Elad - 7, D. Johnson - 5, F. Thompson - 5, C. Jenkins - 5; **UH-** J. Smith - 10, I. Tufaga - 10, P. Manuma - 8, E. Palmer - 7, T. Jones - 7.



## GAME 6

Mackay Stadium • Reno, NV  
Oct. 14, 2023 • Att. 24,578



45  
27



## REBELS RETAIN CANNON IN RENO

**RENO (UNLVRebels.com)** – UNLV (5-1/2-0) posted its fifth win in the first six games of a season for the first time since 1984, 45-27 over UNR (0-6/0-2) in Saturday's annual Battle for the Fremont Cannon in front of 24,578 fans at Mackay Stadium.

The cannon trophy will remain painted Rebel Red as UNLV also earned three points in the Silver State Series presented by America First Credit Union. In addition, Barry Odom became just the second head coach at the school to win his first two conference games, joining Jeff Horton, who started 4-0 in the

Big West at UNLV after moving from UNR to Las Vegas in 1994.

The last time a UNLV team started 5-1 in a season, All-American Randall Cunningham was starting at quarterback and punter. The Rebels also posted their first four-game win streak since their last bowl season in 2013.

UNLV saw running back Donavyn Lester and wide receiver Ricky White score two touchdowns each to earn a 28-7 halftime lead. Lester posted his third touchdown in the third quarter on a 66-yard run.

Vincent Davis Jr.'s nine-yard score with under four minutes remaining pushed UNLV over the 40-point mark for a school-record fourth straight week and fifth time this fall. The Rebels also tied their high-mark for points in Reno, joining the 1975 squad that downed the Pack 45-7.

Redshirt freshman quarterback Jayden Maiava started his third straight game and finished with 257 yards while completing 20-of-25 pass attempts with two TDs. Linebacker Jackson Woodard led the way defensively with nine total tackles and a key interception deep in Rebel territory.

**REBEL OF THE GAME:** Ricky White III nearly set a season high in yards in the first half alone as he hauled in six passes for 161 yards and two touchdowns before halftime. His final line was eight grabs for 174 yards, fueled by scoring plays of 82 and 59 yards.

**STAT OF THE GAME:** UNLV grabbed two interceptions and recovered a fumble but did not turn the ball over to take the turnover battle 3-0.

**QUOTABLE:** "We did some really good things, enough to win that game. We'll enjoy this one until we get home and then it's on to the next, but I'm so happy for our team. I don't want to confuse the message. I'm thrilled for our program to be 5-1, 2-0 in the conference, but that's right where UNLV should be. Now we'll see how good we can get between now and next Saturday for a home game, which is huge."

**-UNLV Head Coach Barry Odom**

### REBEL NOTES:

- UNLV won in Reno for the fourth time in the last six trips up north
- Despite the Rebels winning the last two overall, UNR still leads the all-time series 28-21
- Super Senior Jose Pizano kicked his 12th field goal of the season
- UNLV's defense allowed its first 100-yard rusher of the season and it was a quarterback as Brendon Lewis finished with 115 net yards on 15 carries
- The Rebels had 28 points at halftime for the second straight road game as they led UTEP 28-14 at the break
- UNLV allowed its first sacks in three games but still won the sack battle 3-2
- The Rebels' trio of sacks on defense gave them 13 in the last three games
- This marked the earliest meeting between the rivals since Oct. 3, 2015
- Nevada governor Joe Lombardo, a UNLV graduate, did the pregame coin flip

UNLV	14	14	10	7	--	45
UNR	7	0	7	13	--	27

### FIRST QUARTER

UNLV - White 59-yard pass from Maiava (Pizano kick) 12:40

UNLV - Lester 1-yard run (Pizano kick) 5:47

UNR - Campbell 43-yard pass from Lewis (Taltos kick) 3:01

### SECOND QUARTER

UNLV - Lester 16-yard run (Pizano kick) 13:21

UNLV - White 82-yard pass from Maiava (Pizano kick) 5:38

### THIRD QUARTER

UNLV - Lester 66-yard run (Pizano kick) 14:00

UNR - Lewis 6-yard run (Taltos kick) 11:15

UNLV - Pizano 25-yard field goal 1:43

### FOURTH QUARTER

UNR - Dollars 2-yard run (Failed 2-point conversion) 12:17

UNLV - Davis 9-yard run (Pizano kick) 3:37

UNR - Crocker 55-yard pass from Lewis (Taltos kick) 1:51

	UNLV	UNR
First Downs	22	19
Rushes-Yards	48-259	37-187
Passing Yards	257	287
Passes C-A-I	20-25-0	16-31-2
Total Offense (Plays-Yds)	73-516	68-474
Fumble Returns-Yards	0-0	0-0
Punt Returns-Yards	1-34	1-12
Kickoff Returns-Yards	1-0	4-54
Interception-Yards	2-5	1-0
Punts (Number-Avg)	5-42.2	5-39.4
Fumbles-Lost	2-0	2-1
Penalties-Yards	7-63	6-49
Possession Time	31:41	27:17
Sacks-Yards	3-16	2-6

**RUSHING:** UNLV- D. Lester 10-99, V. Davis 17-71, C. Reese 6-34, J. Maiava 5-32, J. Thomas 9-24; **UNR-** B. Lewis 15-115, S. Dollars 19-66, J. Badolato 3-6.

**PASSING:** UNLV- Maiava 20-25-2-257; **UNR-** Lewis 16-31-2-287.

**RECEIVING:** UNLV- R. White 8-174, K. Ballungay 2-43, S. Zeon III 2-21, J. De Jesus 3-17, S. McKie 1-12, Lester 1-2; **UNR-** D. Campbell 3-93, K. Latu 4-81, I. Crocker 1-55, J. Jackson III 4-31, S. Curtis 2-27, Dollars 2-0.

**INTERCEPTIONS:** UNLV- J. Woodard 1-5, J. Baldwin 1-0; **UNR-** None.

**FUMBLES:** UNLV- Lester 1-0; **UNR-** Latu 1-1, Lewis 1-0.

**SACKS:** UNLV- A. Whitmore 1-8, K. Conley 1-5, J. Dixon 0.5-2, T. Martinson 0.5-1; **UNR-** R. Toney Jr. 1-5, E. Winston 1-1.

**TACKLES:** UNLV- Woodard - 9, Baldwin - 6, D. Johnson - 4, J. Elad - 4, M. McDuffie - 4, T. Anderson - 4; **UNR-** E. Johnson - 12, Winston - 5, J. Dedman - 5, D. Watts - 5, T. Mateialona - 5, T. Witte - 5.





# 2023 REBEL FOOTBALL



COLORADO STATE



UNLV



23

25

GAME 7

Allegiant Stadium • Las Vegas, NV  
Oct. 21, 2023 • Att. 22,585



## PIZANO KICKS REBELS TO BOWL ELIGIBILITY

**LAS VEGAS (UNLVRebels.com)** – Super Senior placekicker Jose Pizano's school-record sixth field goal as time expired made UNLV (6-1/3-0) bowl-eligible for the first time in a decade as the Rebels rallied for a thrilling 25-23 victory over Colorado State (3-4/1-1) Saturday before 22,585 at Allegiant Stadium.

Barry Odom became UNLV's first head coach to win six of his first seven games since Ron Meyer in 1973 as the Rebels won their fifth-straight home game dating back to last year's season finale.

Pizano's 42-yarder in the second quarter opened the scoring, but CSU earned a 13-3 lead at the break, which marked the first time the Rebels trailed at halftime since Game 2 at Michigan.

Two more Pizano three-pointers drew the home team closer in the third and then Donavyn Lester's seventh rushing touchdown of the season pushed UNLV ahead for the first time and marked his team's only touchdown on the night.

A Pizano 34-yarder helped the Rebs build a 19-13 lead before CSU scored a go-ahead touchdown with less than four minutes remaining. Pizano would nail a 46-yarder to regain the advantage but the Rams made a 55-yard field goal to retake the lead with 44 seconds left. Redshirt freshman quarterback Jayden Maiava, however, coolly led his team down field to set up Pizano's 28-yarder to win it and finished with a career-high 353 yards.

Wide receiver Jacob De Jesus was all over the field throughout, posting his first UNLV 100-yard game with 120 yards on nine receptions to go with 103 kickoff return yards and 40 punt return yards for a total of 263 all-purpose yards.

Linebacker Jackson Woodard led all tacklers with 14 takedowns and safety Jaxen Turner had a key interception to thwart a Ram drive for his team-leading third pick of the season.

**REBEL OF THE GAME:** Pizano set two school records, including the most points-by-kicking in a game with 19. Pizano improved to 18-of-19 on the season.

**STAT OF THE GAME:** UNLV improved to 6-1 for the first time since 1984 and reached bowl eligibility for the first time since the 2013 season.

**QUOTABLE:** "Our team showed toughness, they showed resolve, they showed togetherness, they showed strain. It wasn't great at halftime and I didn't have to say a word, our team did, and I was proud of them for that. Our guys found a way and we are so thrilled to have a chance to get down and win one like that, because we will grow from it."

### -UNLV Head Coach Barry Odom

#### REBEL NOTES:

- UNLV broke a four-game losing skid against CSU
- The Rebels earned their first win over the Rams since a 38-35 thriller in 2011
- Colorado State was making its first appearance in Allegiant Stadium
- UNLV won its Homecoming game for the first time since 2016 to improve to 27-28 all-time in the traditional affair
- UNLV went four-for-four in the red zone, improving to 29-of-30 on the year
- The Rebels saw their streak of not trailing in a game snapped at 15 when CSU scored a TD to take a 10-3 lead in the second
- Each team had one turnover – a fumble by UNLV and an interception by CSU – to keep the Rebels at plus-nine in turnover margin this season
- CSU did not score points of its turnover, which means UNLV opponents have scored just seven total points off six takeaways this fall
- UNLV scored a touchdown off its turnover, giving the Rebels 40 points off turnovers this fall



UNLV

FRESNO STATE



24

31

GAME 8

Valley Children's Stadium • Fresno, CA  
Oct. 28, 2023 • Att. 41,031



## REBELS TURN OVER GAME TO FRESNO STATE

**FRESNO, Calif. (UNLVRebels.com)** – UNLV (6-2/3-1) saw a 10-point halftime lead evaporate after three turnovers in the third quarter as Fresno State (7-1/3-1) rallied to snap the Rebels' five game win streak, 31-24, in front of an announced crowd of 41,031 at Valley Children's Stadium late Saturday night.

The Rebels came in at plus-nine in turnovers on the season and had not turned the ball over more than twice all year and only two times total in the previous four games. But a fumble on a punt-return gone wrong, an interception and then another fumble in a

matter of just 11 minutes derailed UNLV's efforts to improve to 4-0 in conference play for the first time since 1994 in the Big West.

After Fresno State took a 31-17 lead, UNLV responded with a touchdown drive of its own to draw to within one score and then got an interception to move into position to tie the game but was turned away on two different drives after earning a first-and-goal. The fourth and final turnover by UNLV was an interception at the Bulldog eight-yard line with three seconds remaining.

The Rebels dominated play in the first half, leading in total yards 237-108 at the break after converting seven-of-11 third-down attempts and holding the hosts to just two-of-six.

UNLV freshman quarterback Jayden Maiava suffered his first defeat as a college starter after throwing for 268 yards on 21-of-35 passing. The Rebels were led defensively by DB Cameron Oliver who turned in a game-high dozen tackles, including two TFL, to go with an interception and a quarterback sack.

**REBEL OF THE GAME:** Wide receiver Ricky White stood tall for the Scarlet & Gray, scoring two touchdowns as part of a seven-catch, 152-yard night. It was the junior's third 100-yard game of the season, his fourth as a Rebel and fifth of his career (one at Michigan State).

**STAT OF THE GAME:** UNLV came in having allowed just one score off a turnover all season but saw Fresno State score a touchdown off a fumbled punt return, a field goal off an interception and another TD off a controversial fumble to flip the game in the third quarter.

**QUOTABLE:** "We battled just enough to go have an opportunity to win it and we came up short. It's frustrating, obviously. Our team's got to continue to learn from what we didn't do well. Nobody feels sorry for us. We've got to get back to work. There will be a game in six-and-a-half short days, so we'll make corrections and do everything we can to get our team back in the winner's circle."

### -UNLV Head Coach Barry Odom

#### REBEL NOTES:

- UNLV was appearing on a Fox channel (FS1) for the first time since the 2020 season
- Fresno State won its sixth straight meeting with the Rebels
- UNLV held the Bulldogs to just 56 net yards rushing on the night
- Safety Jaxen Turner grabbed his team-leading fourth interception of the season in the second quarter to set up a UNLV score
- Jose Pizano's 30-yard field goal in the second quarter gave him his nation-leading 19th of the season in 20 attempts
- Jai'Den Thomas' four-yard touchdown run late in the first half was his nation-leading eighth score on the ground this season by a freshman and tied quarterback Armani Rogers for the most in school history by a freshman (2017).

UNLV	7	10	0	7	--	24
FRESNO ST.	7	0	24	0	--	31

#### FIRST QUARTER

FS - Grear Jr. 31-yard pass from Keene (Lynch kick) 7:41

UNLV - White 41-yard pass from Maiava (Pizano kick) 2:20

#### SECOND QUARTER

UNLV - Pizano 30-yard field goal 11:51

UNLV - Thomas 4-yard rush (Pizano kick) 0:33

#### THIRD QUARTER

FS - Dalena 2-yard pass from Keene (Lynch kick) 10:38

FS - Brooks 10-yard pass from Keene (Lynch kick) 5:59

FS - Lynch 36-yard field goal 2:23

FS - Sherrod 3-yard pass from Keene (Lynch kick) 0:33

#### FOURTH QUARTER

UNLV - White 15-yard pass from Maiava (Pizano kick) 12:22

	UNLV	FS
First Downs	22	15
Rushes-Yards	43-156	20-56
Passing Yards	268	256
Passes C-A-I	21-35-2	27-41-2
Total Offense (Plays-Yds)	78-424	61-312
Fumble Returns-Yards	0-0s	0-0
Punt Returns-Yards	1-1	3-21
Kickoff Returns-Yards	2-46	5-81
Interception-Yards	2-0	2-4
Punts (Number-Avg)	4-49	5-43.4
Fumbles-Lost	2-2	0-0
Penalties-Yards	6-57	4-35
Possession Time	31:14	28:46
Sacks-Yards	1-6	1-1

**RUSHING:** UNLV- V. Davis 12-68, D. Lester 16-52, J. Thomas 6-17, C. Reese 3-7, J. Maiava 5-7, T. Conerly 1-5, FS- M. Sherrod 17-56, J. Gill 1-6, M. Keene 1-(-6).

**PASSING:** UNLV- Maiava 21-35-2-268, FS- Keene 27-41-4-266.

**RECEIVING:** UNLV- R. White 7-152, K. Ballungay 5-52, J. De Jesus 5-30, S. McKie 2-29, Davis 1-5; FS- Sherrod 8-28, J. Moss 5-99, T. Watson 4-42, M. Dalena 3-25, E. Brooks 2-14, J. Freeman 2-14, J. Gill 2-3, T. Grear Jr. 1-31.

**INTERCEPTIONS:** UNLV- J. Turner 1-0, C. Oliver 1-0; FS- L. Bailey 1-0, D. Clark 1-4.

**FUMBLES:** UNLV- None; FS- Clark 1-0, S. Comstock 1-0.

**SACKS:** UNLV- C. Oliver 1-6; FS- T. Nomura 1-1.

**TACKLES:** UNLV- Oliver - 12, J. Woodard - 10, M. McDuffie - 6, Turner - 6, F. Thompsons - 4, C. Jenkins - 3; FS- Bailey - 8, Clark - 8, C. Johnson - 6, M. Langley - 6, C. Bracha - 5, M. Norris - 5.

CSU	0	13	0	10	--	23
UNLV	0	3	13	9	--	25

#### SECOND QUARTER

UNLV - Pizano 42-yard field goal 14:15

CSU - Noyes 33-yard field goal 7:39

CSU - Morrow 2-yard rush (Noyes kick) 3:58

CSU - Noyes 27-yard field goal 0:53

#### THIRD QUARTER

UNLV - Pizano 43-yard field goal 11:10

UNLV - Pizano 25-yard field goal 6:05

UNLV - Lester 11-yard rush (Pizano kick) 3:06

#### FOURTH QUARTER

UNLV - Pizano 34-yard field goal 7:36

CSU - Ross-Simmons 20-yard pass from Fowler-Nicolosi (Noyes kick) 3:49

UNLV - Pizano 46-yard field goal 1:27

CSU - Noyes 55-yard field goal 0:44

UNLV - Pizano 28-yard field goal 0:00

	CSU	UNLV
First Downs	19	25
Rushes-Yards	31-137	46-138
Passing Yards	235	353
Passes C-A-I	21-33-1	27-36-0
Total Offense (Plays-Yds)	64-372	82-491
Fumble Returns-Yards	0-0	0-0
Punt Returns-Yards	2-16	2-40
Kickoff Returns-Yards	5-105	6-150
Interception-Yards	0-0	1-0
Punts (Number-Avg)	5-37.6	3-53.0
Fumbles-Lost	0-0	2-1
Penalties-Yards	4-20	6-55
Possession Time	26:05	33:55
Sacks-Yards	2-11	1-8

**RUSHING:** UNLV- V. Davis 17-61, D. Lester 13-60, J. Thomas 7-22; CSU- V. Schield 11-90, A. Morrow 18-49, B. Fowler-Nicolosi 2-(-2).

**PASSING:** UNLV- J. Maiava 27-36-0-353; CSU- Fowler Nicolosi 21-32-1-235

**RECEIVING:** UNLV- J. De Jesus 9-120, R. White 9-74, S. McKie 4-70, K. Ballungay 2-52, Davis 1-27, Lester 1-7, Thomas 1-3; CSU- T. Horton 7-48, L. Brown IV 5-29, D. Holker 4-80, J. Ross-Simmons 4-76, Schield 1-2.

**INTERCEPTIONS:** UNLV- J. Turner 1-0.

**FUMBLES:** UNLV- Maiava 1-1.

**SACKS:** UNLV- C. Webb 1-8; CSU- M. Kamara 1-7, M. Oxley 1-4.

**TACKLES:** UNLV- J. Woodard - 14, J. Baldwin - 10, C. Jenkins - 7, R. Johnson - 5, M. McDuffie - 5; CSU- C. Anusiem - 11, J. Howell - 11, C. Wilson - 10, D. Jones - 8, T. Grayson - 8.





# REBEL DEPTH CHART

## At New Mexico

### REBEL OFFENSE

POS	NO	NAME (HGT, WGT, YR-EXP)
LT	74	Jalen St. John (6-5, 330, JR-TR)
	75	Anton Ambuehl (6-6, 300, SO-SQ)
	72	Will Thomas (6-7, 315, FR-TR)
LG	73	Alani Makihele (6-3, 350, JR-1L)
	79	Austin Boyd (6-4, 285, FR-HS)
C	65	Jack Hasz (6-4, 295, SR-TR)
	61	Graham Keating III (6-5, 300, SO-SQ)
RG	60	Amani Trigg-Wright (6-4, 305, SR-3L)
	78	Mathyus Su'a (6-3, 325, JR-TR)
RT	70	Tiger Shanks (6-5, 320, JR-2L)
	69	Marcus Miller (6-4, 295, JR-SQ)
TE	88	Shelton Zeon III (6-4, 250, SR-4L)
	19	Kaleo Ballungay (6-6, 260, JR-2L)
	87	Christian Earls (6-8, 255, SO-TR)
QB	1	Jayden Maiava (6-4, 220, FR-RS)
	2	Doug Brumfield (6-6, 225, JR-1L)
	7	Cameron Friel (6-3, 230, JR-2L)
RB	4	Donavyn Lester (6-2, 215, SR-TR) -OR-
	22	Jai'Den Thomas (5-9, 180, FR-HS) -OR-
	5	Vincent Davis Jr. (5-9, 180, SR-TR) -OR-
	26	Courtney Reese (5-8, 165, SR-3L)
WR	0	Senika McKie (6-1, 185, SR-1L)
	6	Dominic Gicinto (5-9, 185, SR-TR)
WR	11	Ricky White (6-1, 190, JR-1L)
	3	Zyell Griffin (6-2, 200, SR-3L)
WR	21	Jacob De Jesus (5-7, 175, JR-TR)
	8	Timothy Conerly (5-9, 160, JR-TR)

### REBEL DEFENSE

POS	NO	NAME (HGT, WGT, YR-EXP)
DE	50	Jalen Dixon (6-1, 265, JR-2L)
	26	Ose Egbase (6-4, 250, JR-1L)
DT	98	Tatuo Martinson (6-1, 300, SR-SQ)
	91	Cooper Webb (6-2, 295, JR-TR)
DT	8	Darius Johnson (6-3, 300, SR-1L)
	95	Alexander Whitmore (6-2, 280, JR-TR)
DE	42	Elijah Shelton (6-2, 235, SR-1L) -OR-
	11	Zavier Carter (6-4, 210, JR-TR)
	28	Fisher Camac (6-7, 245, FR-RS)
SLB	9	Jett Elad (6-1, 205, JR-TR)
MLB	38	Marsel MDuffie (6-1, 245, SO-1L)
	53	Blesyng Alualu-Tuiolemotu (6-2, 235, FR-HS)
WLB	7	Jackson Woodard (6-3, 230, JR-TR)
	10	Fred Thompkins (6-0, 225, SR-1L)
CB	5	Cameron Oliver (6-1, 175, JR-2L)
	32	Ricky Johnson (6-1, 180, SR-3L)
	25	Jordyn Morgan (6-0, 190, JR-1L)
FS	2	Jaxen Turner (6-2, 210, SR-TR)
	20	Trenton Holloway (6-0, 190, SR-1L)
BS	3	Johnathan Baldwin (6-1, 200, JR-2L)
	13	Cameren Jenkins (6-1, 185, FR-HS)
CB	36	Thomas Anderson (6-1, 185, JR-TR)
	23	Quentin Moten (6-0, 200, JR-TR)
	27	BJ Harris (5-10, 170, SR-1L)

### REBEL SPECIALISTS

PK	18	Jose Pizano (5-9, 220, SR-TR)	KR	21	Jacob De Jesus (5-7, 175, JR-TR)
KO	83	Andre Meono (6-1, 185, SO-TR)		4	Donavyn Lester (6-2, 215, SR-TR)
P	90	Marshall Nichols (6-1, 210, SO-1L)	PR	21	Jacob De Jesus (5-7, 175, JR-TR)
LS	59	Walker Hardan (6-1, 235, SR-2L)			
H	90	Marshall Nichols (6-1, 210, SO-1L)			







## 2023 REBEL FOOTBALL

NAME	GP	GS	BRY	UM	VAN	UTEP	UH	UNR	CSU	FS	UNM	WYO	AFA	SJSU
0 Senka Mackie	8	7	WR	WR	WR	WR	WR	WR	X	WR				
1 Jerree Williams	4	4	SLB	SLB	SLB	SLB								
1 Jayden Maiava	8	5	X	X	X	QB	QB	QB	QB	QB				
2 Doug Brumfield	5	4	QB	QB	QB	QB								
2 Jaxen Turner	8	8	DB	DB	DB	DB	DB	DB	DB	DB				
3 Johnathan Baldwin	7	7	DB	DB	DB	DB	DB	DB	DB	DB				
3 Zyll Griffin	7	7	X	X	X	X	X	X	X	X				
4 Donayvn Lester	6	4	X	X	X	X	X	X	RB	RB				
5 Vincent Davis	7	7	RB	RB	X	RB	X	X	X	RB				
5 Cameron Oliver	7	3	DB	DB	X	RB	X	X	X	RB				
6 Dominic Gicinto	7	7	DB	DB	DB	DB	DB	DB	DB	DB				
6 Naki Fahina	7	0	X	X	X	X	X	X	X	X				
7 Cameron Friel	3	0	X	X	X									
7 Jackson Woodard	0	0												
8 Darius Johnson	7	7	LB	LB	LB	LB	LB	LB	LB	LB				
8 Tim Conerly	7	7	DL	DL	DL	DL	DL	DL	DL	DL				
9 Bo Edmundson	7	0	X	X	X	X	X	X						
9 Jett Elad	0	0												
10 Fred Thompkins	7	4	X	X	DB	X	DB	DB	DB	DB				
11 Ricky White	7	1	X	X	LB	X	X	X	X	X				
11 Zavier Carter	7	6	WR	WR	WR	WR	WR	WR	X	WR				
13 Jordan Eubanks	6	1	X	X	X	X	LB	X	X	X				
13 Cameron Jenkins	3	0	X	X	X	X	LB	X	X	X				
13 LJ Holmes	7	2	X	X	X	X	DB	X	DB	DB				
14 Gavin Thomson	0	0												
14 Jah Von Grigsby	0	0												
15 Landon Rogers	1	0												
16 DeAngelo Irvin Jr.	0	0	X											
17 Kris Williams	2	0	X				X	X	X	X				
18 Lucas Lenhoff	7	0	X	X	X	X	X	X	X	X				
18 Jose Pizano	0	0												
19 Kaleo Ballungay	7	7	PK	PK	PK	PK	PK	PK	PK	PK				
20 Trenton Holloway	7	1	X	X	X	X	X	X	TE	PK				
21 Jacob De Jesus	5	0	X	X	X	X	X	X	X	X				
22 JaiDen Thomas	7	5	WR	WR	WR	WR	X	X	WR	X				
23 Quinten Moten	7	3	X	X	RB	X	RB	RB	X	X				
24 Darrten Jones	4	2				X	DB	DB	X	DB				
24 Isaiah Hackett	0	0												
25 Jordyn Morgan	0	0												
26 Courtney Reese	2	0	X	X	X	X	X	X	X	X				
26 Ose Egbase	7	0	X	X	X	X	X	X	X	X				
27 BJ Harris	7	7	X	X	X	X	X	X	X	X				
28 Fisher Camac	3	0	X	X	X	X	X	X	X	X				
29 Jordan Younge-Humphrey	6	0	X	X	X	X	X	X	X	X				
30 Jordan Hanna	5	1	X	X	X	X	RB							
31 Jalen Baldwin	5	0	X	X	X	X	X							
32 Ricky Johnson	0	0												
33 Tanner Aitken	6	2	X	X	DB	X	X	DB	X	X				
34 Tyray O'Dell	0	0	X	X	X	X	X	X	X	X				
35 Anthony Costanzo	7	0												
36 Thomas Anderson	0	1	X	X	DB	X	X	X	X	X				
37 Davone Walden Jr.	7	7	X	X	X	X	X	X	X	X				
38 Marseil McDuffie	7	0	X	X	X	X	X	X	X	X				
39 JT Odom	6	6	LB	LB	LB	LB	LB	LB	LB	LB				
	0	0												

## 2023 REBEL FOOTBALL

NAME	GP	GS	BRY	UM	VAN	UTEP	UH	UNR	CSU	FS	UNM	WYO	AFA	SJSU
40 Daego Albert	7	0	X	X	X	X	X	X	X	X				
41 Rashod Tanner	7	0	X	X	X	X	X	X	X	X				
42 Elijah Shelton	7	7	DE	DE	X	X	X	X	X	X				
43 Jalen Frazier	7	3	DE	DE	X	DE	X	X	X	X				
43 Ramon Villela	0	0												
44 Waisale Muavesi	0	0												
44 Ryan Tuao	2	0	X	X										
45 Brennon Scott	0	0												
46 Ryan O'Hara	1	0												
49 Andrew Wimmer	0	0												
50 Jalen Dixon	0	0												
51 Bobby Navarro	7	7	DL	DL	DL	DL	DL	DL	DL	DL				
52 Ben Lisk	0	0												
53 Blesyng Alualu-T.	0	0												
54 Anthony Rosas	3	0	X		X									
55 Matthew Greene	1	0	X											
56 Levi Currier	0	0												
57 Leshawn Bell	0	0												
58 Jordan Eubanks	3	0	X											
59 Walker Hardan	7	7	LS	LS	LS	LS	LS	LS	LS	LS				
60 Amani Trigg-Wright	7	7	OL	OL	OL	OL	OL	OL	OL	OL				
61 Graham Keating III	7	1	X											
65 Jack Hazz	7	7	C	C	C	C	C	C	C	C				
68 Jayden Ahboah	1	0												
69 Marcus Miller	1	0	X											
70 Tiger Shanks	7	7	OL	OL	OL	OL	OL	OL	OL	OL				
71 Ed Haynes	0	0												
72 Will Thomas	7	0	X	X	X	X	X	X	X	X				
73 Alani Makihale	6	5	OL	X	X	OL	OL	OL	OL	OL				
75 Anton Ambuehl	6	5	OL	OL	OL	OL	OL	X						
76 Jacob Ahumada	0	0												
77 Michael Baerman	0	0												
78 Mathyus Su'a	7	0	X	X	X	X	X	X	X	X				
79 Austin Boyd	7	2	X	OL	OL	X	X	X	X	X				
80 Rogerick Ray	0	0												
81 Bryson Waterman	0	0												
82 Rashawn Jackson	0	0												
83 Andre Meono	7	0	X	X	X	X	X	X	X	X				
83 Cooper Haswell	0	0												
84 Corey Thompson	1	0												
85 Charlie Williams	0	0												
86 Jordan Jakes	0	0												
87 Christian Earls	7	7	X	X	X	X	X	X	X	X				
88 Shelton Zeon III	7	7	TE	TE	TE	TE	TE	TE	TE	TE				
89 Malik Bradford	0	0												
90 Marshall Nichols	7	7	P	P	P	P	P	P	P	P				
91 Cooper Webb	7	7	X	X	X	X	X	X	X	X				
92 Maxwell Peterson	0	0												
93 Lucas Conti	0	0												
94 Ben Key	0	0												
95 Alexander Whitmore	7	0	X	X	X	X	X	X	X	X				
97 Nick Dimitris	7	0												
98 Tatu Martinson	7	7	DL	DL	DL	DL	DL	DL	DL	DL				
99 Keith Conley Jr.	7	0	X	X	X	X	X	X	X	X				



# 2023 REBEL FOOTBALL



## 2023 RESULTS (6-2, 3-1 MW)

DATE	OPPONENT	W/L	SCORE	ATTEND.
Sept. 2	BRYANT	W	44-14	20,347
Sept. 9	at No. 2/2 Michigan	L	35-7	109,482
Sept. 16	VANDERBILT	W	40-37	22,582
Sept. 23	at UTEP	W	45-28	28,042
Sept. 30	HAWAI'I	W	44-20	25,328
Oct. 14	at UNR	W	45-27	24,578
Oct. 21	COLORADO STATE	W	25-23	22,585
Oct. 28	at Fresno State	L	31-24	41,031

Record	Overall	Home	Away	Neutral
All Games	6-2	4-0	2-2	0-0
Conference	3-1	2-0	1-1	0-0
Non-Conference	3-1	2-0	1-1	0-0

## SCORE BY QUARTERS

	1st	2nd	3rd	4th	OT	Total
UNLV	59	81	57	77		274
Opponents	38	44	69	64		215

## ATTENDANCE (AVG)

Total:	293,975
Home:	4/23,461
Away:	4/50,783
Neutral:	0/0

## UNLV TEAM STATISTICS

Team Statistics	NLV	OPP
SCORING	274	215
Points Per Game	34.25	26.88
FIRST DOWNS	175	157
Rushing	75	53
Passing	86	85
Penalty	14	19
RUSHING YARDAGE	1623	958
Yards gained	1771	1172
Yards lost	148	214
Attempts	343	259
Avg Per Attempt	4.7	3.7
Avg Per Game	202.9	119.8
TDs Rushing	23	11
PASSING YARDAGE	1780	2196
Att-Comp-Int	231-145-6	267-160-12
Avg Per Attempt	7.71	8.22
Avg Per Catch	12.28	13.73
Avg Per Game	222.50	274.50
TDs Passing	7	15
TOTAL OFFENSE	3403	3154
Total Plays	574	526
Avg Per Play	5.9	6.0
Avg Per Game	425.4	394.3
KICK RETURNS: #-YARDS	19-520	34-592
PUNT RETURNS: #-YARDS	11-146	10-103
INT RETURNS: #-YARDS	12-60	6-71
KICK RETURN AVERAGE	27.37	17.41
PUNT RETURN AVERAGE	13.27	10.30
INT RETURN AVERAGE	5.00	11.83
FUMBLES-LOST	10-4	8-5
PENALTIES-YARDS	56-490	40-362
Avg Per Game	61.25	45.25
PUNTS-YARDS	31-1442	35-1434
Avg Per Punt	46.52	40.97
Net Punt Avg	39.97	35.66
KICKOFFS-YARDS	56-3385	43-2687
Avg Per Kick	60.45	62.49
Net Kick Avg	44.16	40.63
TIME OF POSSESSION	04:00:21	03:58:57
Per Game	30:03	29:52
3RD-DOWN CONVERSIONS	70-134	39-111
3rd-Down Pct	52.24 %	35.14 %
4TH-DOWN CONVERSIONS	5-10	9-16
4th-Down Pct	50.00 %	56.25 %
SACKS BY-YARDS	19-125	13-67
MISC YARDS	0	0
TOUCHDOWNS SCORED	31	27
FIELD GOALS-ATTEMPTS	19-20	9-11
ON-SIDE KICKS	0-0	0-1
RED-ZONE SCORES	32-35	24-29
RED-ZONE TOUCHDOWNS	19-35	17-29
PAT-ATTEMPTS	31-31	26-26
ATTENDANCE	90,842	203,133
Dates-Avg Per Date	4-22,711	4-50,783
Neutral Site #-Avg	-	0-0





# 2023 REBEL FOOTBALL

## 2023 INDIVIDUAL STATISTICS

### TOTAL OFFENSE

#	Total Offense	G	Plays	Rush	Pass	Total	AVG/G
1	Maiava, Jayden	8	226	149	1579	1728	216.00
	Davis, Vincent	8	81	456	0	456	57.00
4	Lester, Donavyn	8	74	377	0	377	47.13
22	Thomas, Jai'Den	8	73	336	0	336	42.00
2	Brumfield, Doug	5	59	28	201	229	45.80
26	Reese, Courtney	8	42	177	0	177	22.13
29	Younge-Humphrey, Jordan	5	12	96	0	96	19.20
8	Conerly, Timothy	7	2	9	0	9	1.29
21	De Jesus, Jacob	8	3	-3	0	-3	-0.38
	Team	8	2	-2	0	-2	-0.25
	<b>Total</b>	<b>8</b>	<b>574</b>	<b>1623</b>	<b>1780</b>	<b>3403</b>	<b>425.38</b>
	<b>Opponents</b>	<b>8</b>	<b>526</b>	<b>958</b>	<b>2196</b>	<b>3154</b>	<b>394.25</b>

### PASSING

#	Passing	GP	Rating	COMP-ATT-INT	PCT	YDS	TD	LG	AVG/G
1	Maiava, Jayden	8	141.97	122-190-4	64.21 %	1579	7	82	197.38
2	Brumfield, Doug	5	87.52	23-41-2	56.10 %	201	0	29	40.20
	<b>Total</b>	<b>8</b>	<b>132.30</b>	<b>145-231-6</b>	<b>62.77 %</b>	<b>1780</b>	<b>7</b>	<b>82</b>	<b>222.50</b>
	<b>Opponents</b>	<b>8</b>	<b>138.56</b>	<b>160-267-12</b>	<b>59.93 %</b>	<b>2196</b>	<b>15</b>	<b>76</b>	<b>274.50</b>

### RUSHING

#	Rushing	GP	ATT	GAIN	LOSS	NET	AVG	TD	LG	AVG/G
	Davis, Vincent	8	81	479	23	456	5.6	2	69	57.00
4	Lester, Donavyn	8	74	388	11	377	5.1	7	66	47.13
22	Thomas, Jai'Den	8	73	363	27	336	4.6	8	46	42.00
26	Reese, Courtney	8	42	188	11	177	4.2	3	32	22.13
1	Maiava, Jayden	8	36	171	22	149	4.1	1	24	18.63
29	Younge-Humphrey, Jordan	5	12	96	0	96	8.0	1	32	19.20
2	Brumfield, Doug	5	18	75	47	28	1.6	1	19	5.60
8	Conerly, Timothy	7	2	9	0	9	4.5	0	5	1.29
	Team	8	2	0	2	-2	-1.0	0	0	-0.25
21	De Jesus, Jacob	8	3	2	5	-3	-1.0	0	2	-0.38
	<b>Total</b>	<b>8</b>	<b>343</b>	<b>1771</b>	<b>148</b>	<b>1623</b>	<b>4.7</b>	<b>23</b>	<b>69</b>	<b>202.88</b>
	<b>Opponents</b>	<b>8</b>	<b>259</b>	<b>1172</b>	<b>214</b>	<b>958</b>	<b>3.7</b>	<b>11</b>	<b>52</b>	<b>119.75</b>

### PUNTING

#	Punting	NO	YDS	AVG	LG	TB	FC	I20	50+	BLK
90	Nichols, Marshall	31	1442	46.52	60	5	13	7	14	0
	<b>Total</b>	<b>31</b>	<b>1442</b>	<b>46.52</b>	<b>60</b>	<b>5</b>	<b>13</b>	<b>7</b>	<b>14</b>	<b>0</b>
	<b>Opponents</b>	<b>35</b>	<b>1434</b>	<b>40.97</b>	<b>58</b>	<b>2</b>	<b>16</b>	<b>6</b>	<b>6</b>	<b>1</b>

### PUNT RETURNS

#	Punt Returns	NO	YRDS	AVG	TD	LG
21	De Jesus, Jacob	9	131	14.56	0	34
13	Jenkins, Cameren	1	12	12.00	0	12
16	Irvin Jr., DeAngelo	1	3	3.00	0	3
	<b>Total</b>	<b>11</b>	<b>146</b>	<b>13.27</b>	<b>0</b>	<b>34</b>
	<b>Opponents</b>	<b>10</b>	<b>103</b>	<b>10.30</b>	<b>0</b>	<b>25</b>

### INTERCEPTIONS

#	Interceptions	NO	YRDS	AVG	TD	LG
2	Turner, Jaxen	4	0	0.00	0	0
3	Baldwin, Johnathan	2	36	18.00	0	36
5	Oliver, Cameron	2	0	0.00	0	0
1	Williams, Jerree	1	11	11.00	0	11
36	Anderson, Thomas	1	8	8.00	0	8
7	Woodard, Jackson	1	5	5.00	0	5
23	Moten, Quentin	1	0	0.00	0	0
	<b>Total</b>	<b>12</b>	<b>60</b>	<b>5.00</b>	<b>0</b>	<b>36</b>
	<b>Opponents</b>	<b>6</b>	<b>71</b>	<b>11.83</b>	<b>1</b>	<b>37</b>

### RECEIVING

#	Receiving	GP	NO	YDS	AVG	TD	LG	AVG/G
11	White, Ricky	8	47	719	15.30	4	82	89.88
21	De Jesus, Jacob	8	35	356	10.17	2	48	44.50
0	McKie, Senika	8	17	227	13.35	0	28	28.38
19	Ballungay, Kaleo	8	9	147	16.33	0	39	18.38
8	Conerly, Timothy	7	6	66	11.00	0	23	9.43
	Davis, Vincent	8	5	65	13.00	1	27	8.13
6	Gicinto, Dominic	8	3	52	17.33	0	25	6.50
22	Thomas, Jai'Den	8	5	45	9.00	0	19	5.63
88	Zeon III, Shelton	8	5	44	8.80	0	12	5.50
87	Earls, Christian	8	2	25	12.50	0	14	3.13
3	Griffin, Zyll	6	2	14	7.00	0	12	2.33
4	Lester, Donavyn	8	4	12	3.00	0	7	1.50
26	Reese, Courtney	8	4	11	2.75	0	13	1.38
15	Rogers, Landon	1	1	7	7.00	0	7	7.00
16	Irvin Jr., DeAngelo	2	0	0	NaN	0	0	0.00
	<b>Total</b>	<b>8</b>	<b>145</b>	<b>1790</b>	<b>12.34</b>	<b>7</b>	<b>82</b>	<b>223.75</b>
	<b>Opponents</b>	<b>8</b>	<b>160</b>	<b>2196</b>	<b>13.73</b>	<b>15</b>	<b>76</b>	<b>274.50</b>

### KICK RETURNS

#	Kick Returns	NO	YRDS	AVG	TD	LG
21	De Jesus, Jacob	17	473	27.82	0	96
4	Lester, Donavyn	2	47	23.50	0	34
	<b>Total</b>	<b>19</b>	<b>520</b>	<b>27.37</b>	<b>0</b>	<b>96</b>
	<b>Opponents</b>	<b>34</b>	<b>592</b>	<b>17.41</b>	<b>0</b>	<b>30</b>

### SCORING

#	Scoring	TD	FG	KICK	RUSH	RCV	PASS	DXP	SAF	PTS
18	Pizano, Jose	—	19	30-30	—	—	—	—	—	87
22	Thomas, Jai'Den	8	—	—	—	—	—	—	—	48
4	Lester, Donavyn	7	—	—	—	—	—	—	—	42
11	White, Ricky	4	—	—	—	—	—	—	—	24
	Davis, Vincent	3	—	—	—	—	—	—	—	18
26	Reese, Courtney	3	—	—	—	—	—	—	—	18
21	De Jesus, Jacob	2	—	—	—	—	—	—	—	12
2	Brumfield, Doug	1	—	—	—	—	—	—	—	6
1	Maiava, Jayden	1	—	—	—	—	—	—	—	6
1	Williams, Jerree	1	—	—	—	—	—	—	—	6
29	Younge-Humphrey, Jordan	1	—	—	—	—	—	—	—	6
83	Meono, Andre	—	—	1-1	—	—	—	—	—	1
	<b>Total</b>	<b>31</b>	<b>19</b>	<b>31-31</b>	<b>—</b>	<b>—</b>	<b>—</b>	<b>—</b>	<b>—</b>	<b>274</b>
	<b>Opponents</b>	<b>27</b>	<b>9</b>	<b>26-26</b>	<b>—</b>	<b>—</b>	<b>0-1</b>	<b>—</b>	<b>—</b>	<b>215</b>

### ALL-PURPOSE

#	All Purpose	G	RUSH	RCV	PR	KR	IR	Total	AVG/G
21	De Jesus, Jacob	8	-3	356	131	473	0	957	119.63
11	White, Ricky	8	0	719	0	0	0	719	89.88
	Davis, Vincent	8	456	65	0	0	0	521	65.13
4	Lester, Donavyn	8	377	12	0	47	0	436	54.50
22	Thomas, Jai'Den	8	336	45	0	0	0	381	47.63
0	McKie, Senika	8	0	227	0	0	0	227	28.38
26	Reese, Courtney	8	177	11	0	0	0	188	23.50
1	Maiava, Jayden	8	149	0	0	0	0	149	18.63
19	Ballungay, Kaleo	8	0	147	0	0	0	147	18.38
29	Younge-Humphrey, Jordan	5	96	0	0	0	0	96	19.20
8	Conerly, Timothy	7	9	66	0	0	0	75	10.71
6	Gicinto, Dominic	8	0	52	0	0	0	52	6.50
88	Zeon III, Shelton	8	0	44	0	0	0	44	5.50
3	Baldwin, Johnathan	8	0	0	0	0	36	36	4.50
2	Brumfield, Doug	5	28	0	0	0	0	28	5.60
87	Earls, Christian	8	0	25	0	0	0	25	3.13
3	Griffin, Zyll	6	0	14	0	0	0	14	2.33
13	Jenkins, Cameren	8	0	0	12	0	0	12	1.50
1	Williams, Jerree	4	0	0	0	0	11	11	2.75
36	Anderson, Thomas	8	0	0	0	0	8	8	1.00
15	Rogers, Landon	1	0	7	0	0	0	7	7.00
7	Woodard, Jackson	8	0	0	0	0	5	5	0.63
16	Irvin Jr., DeAngelo	2	0	0	3	0	0	3	1.50
	Team	8	-2	0	0	0	0	-2	-0.25
	<b>Total</b>	<b>8</b>	<b>1623</b>	<b>1790</b>	<b>146</b>	<b>520</b>	<b>60</b>	<b>4139</b>	<b>517.38</b>
	<b>Opponents</b>	<b>8</b>	<b>958</b>	<b>2196</b>	<b>103</b>	<b>592</b>	<b>71</b>	<b>3920</b>	<b>490.00</b>

### FIELD GOALS

#	Field Goals	FGM-FGA	PCT	I20	20-29	30-39	40-49	50+	LG	BLK
18	Pizano, Jose	19-20	95.00 %	0-0	5-5	8-8	5-6	1-1	52	0
	<b>Total</b>	<b>19-20</b>	<b>95.00 %</b>	<b>0-0</b>	<b>5-5</b>	<b>8-8</b>	<b>5-6</b>	<b>1-1</b>	<b>52</b>	<b>0</b>
	<b>Opponents</b>	<b>9-11</b>	<b>81.82 %</b>	<b>0-1</b>	<b>0-0</b>	<b>3-3</b>	<b>3-4</b>	<b>3-3</b>	<b>55</b>	<b>0</b>



# 2023 REBEL FOOTBALL



## 2023 INDIVIDUAL STATISTICS

### DEFENSIVE STATISTICS

#	Defensive Leaders	GP	Solo	ASST	TOT	TFL-YDS	NO-YDS	INT-YDS	BU	QBH	RCV-YDS	FF	KICK	SAF
7	Woodard, Jackson	8	30	39	69.0	1.5-3	—	1-5	2	—	—	—	—	—
3	Baldwin, Johnathan	8	25	21	46.0	3.0-13	1.0-10	2-36	3	—	—	—	—	—
5	Oliver, Cameron	8	30	8	38.0	4.5-13	2.0-8	2-0	3	—	—	1	—	—
38	McDuffie, Marsel	7	19	17	36.0	2.5-15	1.0-8	—	2	—	—	—	—	—
9	Elad, Jett	8	23	11	34.0	1.5-1	—	—	4	—	—	—	—	—
10	Thompkins, Fred	8	14	17	31.0	3.0-11	1.0-5	—	—	—	—	1	—	—
2	Turner, Jaxen	8	15	16	31.0	1.5-4	—	4-0	—	—	—	—	—	—
8	Johnson, Darius	8	10	14	24.0	1.0-9	1.0-9	—	—	1	—	—	—	—
1	Williams, Jerree	4	13	6	19.0	7.0-37	3.0-18	1-11	1	—	1-41	—	—	—
36	Anderson, Thomas	8	15	3	18.0	—	—	1-8	1	—	1-0	1	—	—
13	Jenkins, Cameren	8	6	11	17.0	0.5-1	—	—	1	—	—	—	1	—
98	Martinson, Tatu	8	5	11	16.0	2.0-6	0.5-1	—	—	—	—	—	—	—
95	Whitmore, Alexander	8	5	10	15.0	2.0-20	2.0-20	—	—	1	—	—	—	—
99	Conley Jr., Keith	7	3	11	14.0	3.5-16	2.0-13	—	—	—	—	—	—	—
50	Dixon, Jalen	8	5	9	14.0	3.5-17	1.5-12	—	—	—	—	—	—	—
32	Johnson, Ricky	6	10	3	13.0	1.0-3	—	—	6	—	—	—	—	—
42	Shelton, Elijah	8	8	4	12.0	1.5-7	—	—	—	—	—	1	—	—
91	Webb, Cooper	8	6	6	12.0	2.5-11	1.0-8	—	—	1	—	—	—	—
20	Holloway, Trenton	6	6	5	11.0	—	—	—	—	—	1-0	—	—	—
11	Carter, Xavier	7	5	5	10.0	2.0-9	2.0-9	—	—	3	—	1	—	—
23	Moten, Quentin	5	5	2	7.0	—	—	1-0	1	—	—	—	—	—
41	Tanner, Rashod	8	4	3	7.0	—	—	—	—	—	—	—	—	—
17	Williams, Kris	8	3	3	6.0	—	—	—	—	—	1-0	—	—	—
37	Walden Jr., Davone	8	5	—	5.0	—	—	—	—	—	—	1	—	—
27	Harris, BJ	4	2	2	4.0	—	—	—	—	—	—	—	—	—
40	Albert, Daego	8	1	2	3.0	—	—	—	—	—	—	—	—	—
26	Egbase, Ose	8	3	—	3.0	1.0-4	1.0-4	—	—	—	—	—	—	—
6	Fahina, Naki	3	1	2	3.0	—	—	—	—	—	—	—	—	—
83	Meono, Andre	8	2	1	3.0	—	—	—	—	—	—	—	—	—
34	O'Dell, Tyray	8	2	1	3.0	—	—	—	—	—	—	—	—	—
1	Maiava, Jayden	8	2	—	2.0	—	—	—	—	—	—	—	—	—
53	Alualu-Tuioleotu, Blesyng	3	—	1	1.0	—	—	—	—	—	—	—	—	—
28	Camac, Fisher	6	—	1	1.0	—	—	—	1	—	1--10	—	—	—
58	Eubanks, Jordan	4	—	1	1.0	—	—	—	—	—	—	—	—	—
83	Haswell, Cooper	1	—	1	1.0	—	—	—	—	—	—	—	—	—
44	Muavesi, Waisale	2	1	—	1.0	—	—	—	—	—	—	—	—	—
22	Thomas, Jai'Den	8	1	—	1.0	—	—	—	—	—	—	—	—	—
11	White, Ricky	8	1	—	1.0	—	—	—	—	—	—	—	—	—
29	Younge-Humphrey, Jordan	5	—	1	1.0	—	—	—	—	—	—	—	—	—
88	Zeon III, Shelton	8	1	—	1.0	—	—	—	—	—	—	—	—	—
2	Brumfield, Doug	5	—	—	—	—	—	—	—	—	—	—	—	—
5	Davis, Vincent	8	—	—	—	—	—	—	—	—	—	—	—	—
21	De Jesus, Jacob	8	—	—	—	—	—	—	—	—	—	—	—	—
4	Lester, Donavyn	8	—	—	—	—	—	—	—	—	—	—	—	—
18	Pizano, Jose	8	—	—	—	—	—	—	—	—	—	—	—	—
26	Reese, Courtney	8	—	—	—	—	—	—	—	—	—	—	—	—
TM	Team	8	—	—	—	—	—	—	—	—	—	—	—	—
Total		8	287	248	535.0	45.0-200	19.0-125	12-60	25	6	5-31	6	1	—
Opponents		8	296	314	610.0	47.0-164	13.0-67	6-71	25	11	4-7	6	—	—

### STARTING LINEUPS

#### OFFENSE

OPPONENT  
BRYANT  
at Michigan  
VANDERBILT  
at UTEP  
HAWAII  
at UNR  
COLORADO STATE  
at Fresno State

WR	WR/TE	LT	LG	C	RG	RT	TE	QB	RB	RB/WR	PK
White	Mckie	Ambuehl	Makihele	Hasz	Trigg-Wright	Shanks	Zeon III	Brumfield	Davis	Lester	Pizano
White	Mckie	Ambuehl	Boyd	Hasz	Trigg-Wright	Shanks	Zeon III	Brumfield	Davis	Lester	Pizano
White	Mckie	Ambuehl	Boyd	Hasz	Trigg-Wright	Shanks	Zeon III	Brumfield	Thomas	De Jesus	Pizano
White	Bailungay	Ambuehl	Makihele	Hasz	Trigg-Wright	Shanks	Zeon III	Maiava	Davis	De Jesus	Pizano
White	Mckie	Ambuehl	Makihele	Hasz	Trigg-Wright	Shanks	Zeon III	Maiava	Thomas	Younge-Humphrey	Pizano
White	Mckie	St. John	Makihele	Hasz	Trigg-Wright	Shanks	Zeon III	Maiava	Thomas	Lester	Pizano
Brumfield	Bailungay	St. John	Makihele	Hasz	Trigg-Wright	Shanks	Zeon III	Maiava	Lester	De Jesus	Pizano
White	Mckie	St. John	Makihele	Hasz	Trigg-Wright	Shanks	Zeon III	Maiava	Lester	Davis	Pizano

#### DEFENSE

OPPONENT  
BRYANT  
at Michigan  
VANDERBILT  
at UTEP  
HAWAII  
at UNR  
COLORADO STATE  
at Fresno State

DE	DT	DT	DE/CB	LB	LB	LB	CB	SS	FS	CB	P
Dixon	Johnson	Martinson	Shelton	Woodard	McDuffie	J. Williams	Oliver	Baldwin	Turner	Anderson	Nichols
Dixon	Johnson	Martinson	Shelton	Woodard	McDuffie	J. Williams	Oliver	Baldwin	Turner	Anderson	Nichols
Dixon	Johnson	Martinson	Elad	Woodard	Thompkins	J. Williams	Oliver	Baldwin	Turner	Anderson	Nichols
Dixon	Johnson	Martinson	Shelton	Woodard	McDuffie	J. Williams	Oliver	Baldwin	Turner	Johnson	Nichols
Dixon	Johnson	Martinson	Moten	Woodard	McDuffie	Elad	Oliver	Baldwin	Turner	Jenkins	Nichols
Dixon	Johnson	Martinson	Moten	Woodard	McDuffie	Carter	Oliver	Baldwin	Turner	Elad	Nichols
Dixon	Johnson	Martinson	Johnson	Woodard	McDuffie	Elad	Oliver	Baldwin	Turner	Jenkins	Nichols
Dixon	Johnson	Martinson	Moten	Woodard	McDuffie	Elad	Oliver	Baldwin	Turner	Jenkins	Nichols



# 2023 REBEL FOOTBALL

## 2023 GAME-BY-GAME TEAM STATISTICS

UNLV	RUSH	PASS	OFF.	1ST-Dwn	POSS.	TOs	OPPONENT	RUSH	PASS	OFF.	1STDwn	POSS.	TOs
BRYANT	268	126	394	20	19:46	2	BRYANT	179	230	409	19	39:04	1
at Michigan	61	168	229	15	28:54	0	Michigan	179	313	492	23	31:06	1
VANDERBILT	127	276	403	21	28:35	2	VANDERBILT	83	337	420	21	30:45	4
at UTEP	307	190	497	23	29:51	1	UTEP	91	225	316	21	30:09	3
HAWAII	307	142	449	27	34:15	0	HAWAII	46	313	359	20	25:45	2
at UNR	259	257	516	22	32:41	0	UNR	187	287	474	19	27:17	3
COLORADO STATE	138	353	491	25	33:55	1	COLORADO STATE	137	235	372	19	26:05	1
at Fresno State	156	268	424	22	31:14	4	Fresno State	56	256	312	15	28:46	2

## 2023 TEAM SUPERLATIVES

### UNLV

#### UNLV - Game Highs

RUSHES	48	at Nevada (10/14/2023)
	48	at UTEP (09/23/2023)
YARDS RUSHING	307	Hawaii (09/30/2023)
	307	at UTEP (09/23/2023)
YARDS PER RUSH	6.7	Bryant (09/02/2023)
TD RUSHES	6	at UTEP (09/23/2023)
PASS ATTEMPTS	37	Vanderbilt (09/16/2023)
PASS COMPLETIONS	27	Colorado St. (10/21/2023)
YARDS PASSING	353	Colorado St. (10/21/2023)
YARDS PER PASS	10.3	at Nevada (10/14/2023)
TD PASSES	2	at Fresno St. (10/28/2023)
	2	at Nevada (10/14/2023)
	2	Hawaii (09/30/2023)
TOTAL PLAYS	82	Colorado St. (10/21/2023)
TOTAL OFFENSE	516	at Nevada (10/14/2023)
YARDS PER PLAY	7.1	at Nevada (10/14/2023)
POINTS	45	at Nevada (10/14/2023)
	45	at UTEP (09/23/2023)
SACKS BY	6	Hawaii (09/30/2023)
FIRST DOWNS	27	Hawaii (09/30/2023)
PENALTIES	10	at UTEP (09/23/2023)
	10	Vanderbilt (09/16/2023)
PENALTY YARDS	96	at UTEP (09/23/2023)
TURNOVERS	4	at Fresno St. (10/28/2023)
PUNTS	6	at Michigan (09/09/2023)
PUNTING AVG	53.0	Colorado St. (10/21/2023)
LONG PUNT	60	at Michigan (09/09/2023)
PUNTS INSIDE 20	3	at Nevada (10/14/2023)
LONG PUNT RETURN	34	at Nevada (10/14/2023)

### OPPONENTS

#### Opponent - Game Highs

RUSHES	40	Bryant (09/02/2023)
YARDS RUSHING	187	at Nevada (10/14/2023)
YARDS PER RUSH	5.4	at Michigan (09/09/2023)
TD RUSHES	3	at UTEP (09/23/2023)
	3	at Michigan (09/09/2023)
PASS ATTEMPTS	41	at Fresno St. (10/28/2023)
PASS COMPLETIONS	27	at Fresno St. (10/28/2023)
YARDS PASSING	337	Vanderbilt (09/16/2023)
YARDS PER PASS	11.2	at Michigan (09/09/2023)
TD PASSES	4	at Fresno St. (10/28/2023)
TOTAL PLAYS	75	Vanderbilt (09/16/2023)
TOTAL OFFENSE	492	at Michigan (09/09/2023)
YARDS PER PLAY	8.1	at Michigan (09/09/2023)
POINTS	37	Vanderbilt (09/16/2023)
SACKS BY	5	at Michigan (09/09/2023)
FIRST DOWNS	23	at Michigan (09/09/2023)
PENALTIES	8	at UTEP (09/23/2023)
PENALTY YARDS	74	at UTEP (09/23/2023)
TURNOVERS	4	Vanderbilt (09/16/2023)
PUNTS	5	at Fresno St. (10/28/2023)
	5	Colorado St. (10/21/2023)
	5	at Nevada (10/14/2023)
	5	Hawaii (09/30/2023)
	5	at UTEP (09/23/2023)
PUNTING AVG	51.0	Vanderbilt (09/16/2023)
LONG PUNT	58	Vanderbilt (09/16/2023)
PUNTS INSIDE 20	2	Colorado St. (10/21/2023)
	2	at Michigan (09/09/2023)
LONG PUNT RETURN	25	Hawaii (09/30/2023)



# 2023 REBEL FOOTBALL



## 2023 INDIVIDUAL SUPERLATIVES

### UNLV

#### UNLV - Individual Game Highs

<b>RUSHES</b>	17	Vincent Davis vs Colorado St. (10/21/2023)
	17	Vincent Davis at Nevada (10/14/2023)
<b>YARDS RUSHING</b>	100	Jai'Den Thomas at UTEP (09/23/2023)
<b>TD RUSHES</b>	4	Jai'Den Thomas at UTEP (09/23/2023)
<b>LONG RUSH</b>	69	Vincent Davis vs Bryant (09/02/2023)
<b>PASS ATTEMPTS</b>	36	Jayden Maiava vs Colorado St. (10/21/2023)
<b>PASS COMPLETIONS</b>	27	Jayden Maiava vs Colorado St. (10/21/2023)
<b>YARDS PASSING</b>	353	Jayden Maiava vs Colorado St. (10/21/2023)
<b>TD PASSES</b>	2	Jayden Maiava at Fresno St. (10/28/2023)
	2	Jayden Maiava at Nevada (10/14/2023)
	2	Jayden Maiava vs Hawaii (09/30/2023)
<b>LONG PASS</b>	82	Jayden Maiava at Nevada (10/14/2023)
<b>RECEPTIONS</b>	12	Ricky White vs Vanderbilt (09/16/2023)
<b>YARDS RECEIVING</b>	174	Ricky White at Nevada (10/14/2023)
<b>TD RECEPTIONS</b>	2	Ricky White at Fresno St. (10/28/2023)
	2	Ricky White at Nevada (10/14/2023)
<b>LONG RECEPTION</b>	82	Ricky White at Nevada (10/14/2023)
<b>PUNTS</b>	6	Marshall Nichols at Michigan (09/09/2023)
<b>PUNTING AVG</b>	53.0	Marshall Nichols vs Colorado St. (10/21/2023)
<b>LONG PUNT</b>	60	Marshall Nichols at Michigan (09/09/2023)
<b>PUNTS INSIDE 20</b>	3	Marshall Nichols at Nevada (10/14/2023)
<b>LONG PUNT RETURN</b>	34	Jacob De Jesus at Nevada (10/14/2023)
<b>LONG KICKOFF RETURN</b>	96	Jacob De Jesus vs Bryant (09/02/2023)
<b>TACKLES</b>	14	Jackson Woodard vs Colorado St. (10/21/2023)
<b>SACKS</b>	1	Cameron Oliver at Fresno St. (10/28/2023)
	1	Cooper Webb vs Colorado St. (10/21/2023)
	1	Alexander Whitmore at Nevada (10/14/2023)
	1	Keith Conley Jr. at Nevada (10/14/2023)
	1	Marsel McDuffie vs Hawaii (09/30/2023)
	1	Alexander Whitmore vs Hawaii (09/30/2023)
	1	Ose Egbase vs Hawaii (09/30/2023)
	1	Zavier Carter vs Hawaii (09/30/2023)
	1	Johnathan Baldwin vs Hawaii (09/30/2023)
	1	Darius Johnson vs Hawaii (09/30/2023)
	1	Keith Conley Jr. at UTEP (09/23/2023)
	1	Jalen Dixon at UTEP (09/23/2023)
	1	Zavier Carter at UTEP (09/23/2023)
	1	Jerrae Williams at UTEP (09/23/2023)
	1	Cameron Oliver vs Vanderbilt (09/16/2023)
	1	Fred Thompkins vs Vanderbilt (09/16/2023)
	1	Jerrae Williams vs Vanderbilt (09/16/2023)
	1	Jerrae Williams vs Bryant (09/02/2023)
<b>TACKLES FOR LOSS</b>	3	Jerrae Williams vs Bryant (09/02/2023)

### OPPONENT

#### Opponent - Individual Game Highs

<b>RUSHES</b>	19	Sean Dollars at Nevada (10/14/2023)
	19	Torrance Burgess Jr. at UTEP (09/23/2023)
<b>YARDS RUSHING</b>	115	Brendon Lewis at Nevada (10/14/2023)
<b>TD RUSHES</b>	3	Blake Corum at Michigan (09/09/2023)
<b>LONG RUSH</b>	52	Vann Schield vs Colorado St. (10/21/2023)
<b>PASS ATTEMPTS</b>	41	Mikey Keene at Fresno St. (10/28/2023)
<b>PASS COMPLETIONS</b>	27	Mikey Keene at Fresno St. (10/28/2023)
<b>YARDS PASSING</b>	335	AJ Swann vs Vanderbilt (09/16/2023)
<b>TD PASSES</b>	4	Mikey Keene at Fresno St. (10/28/2023)
<b>LONG PASS</b>	76	Zevi Eckhaus vs Bryant (09/02/2023)
<b>RECEPTIONS</b>	11	Landon Ruggieri vs Bryant (09/02/2023)
<b>YARDS RECEIVING</b>	180	Steven McBride vs Hawaii (09/30/2023)
<b>TD RECEPTIONS</b>	2	Roman Wilson at Michigan (09/09/2023)
<b>LONG RECEPTION</b>	76	Matthew Prochaska vs Bryant (09/02/2023)
<b>FIELD GOALS</b>	3	Jordan Noyes vs Colorado St. (10/21/2023)
	3	Jacob Borcila vs Vanderbilt (09/16/2023)
<b>LONG FIELD GOALS</b>	55	Jordan Noyes vs Colorado St. (10/21/2023)
<b>PUNTS</b>	5	Carson King at Fresno St. (10/28/2023)
	5	Paddy Turner vs Colorado St. (10/21/2023)
	5	Matt Freeman at Nevada (10/14/2023)
	5	Matthew Shipley vs Hawaii (09/30/2023)
<b>PUNTING AVG</b>	51.0	Matt Hayball vs Vanderbilt (09/16/2023)
<b>LONG PUNT</b>	58	Matt Hayball vs Vanderbilt (09/16/2023)
<b>PUNTS INSIDE 20</b>	2	Paddy Turner vs Colorado St. (10/21/2023)
	2	Tommy Doman at Michigan (09/09/2023)
<b>LONG PUNT RETURN</b>	25	Steven McBride vs Hawaii (09/30/2023)
<b>LONG KICKOFF RETURN</b>	30	Cameron Stone vs Hawaii (09/30/2023)
<b>TACKLES</b>	15	Tyrice Knight at UTEP (09/23/2023)
<b>SACKS</b>	1.5	Kenneth Grant at Michigan (09/09/2023)
	1.5	Jaylen Harrell at Michigan (09/09/2023)
<b>TACKLES FOR LOSS</b>	2.5	Marshon Oxley vs Colorado St. (10/21/2023)
	2.5	Kenneth Grant at Michigan (09/09/2023)
<b>INTERCEPTIONS</b>	1	Dean Clark at Fresno St. (10/28/2023)
	1	Levell Bailey at Fresno St. (10/28/2023)
	1	Praise Amaewhule at UTEP (09/23/2023)
	1	Nicholas Rinaldi vs Vanderbilt (09/16/2023)
	1	Martel Hight vs Vanderbilt (09/16/2023)
	1	Robert Crockett III vs Bryant (09/02/2023)



# 2023 REBEL FOOTBALL

## 2023 GAME-BY-GAME INDIVIDUAL STATISTICS

### PASSING (Comp.-Att.-Int.-Yds.-TD)

OPPONENT	BRUMFIELD	MAIAVA
BRYANT	11-18-1-86-0	4-6-0-40-0
at Michigan	10-19-0-100-0	5-7-0-68-0
VANDERBILT	2-4-1-15-0	19-33-1-261-1
at UTEP	0-0-0-0-0	15-27-1-190-0
HAWAI'I	0-0-0-0-0	11-21-0-142-2
at UNR	0-0-0-0-0	20-25-0-257-2
COLORADO STATE	0-0-0-0-0	27-36-0-353-0
at Fresno State	0-0-0-0-0	21-35-2-268-2

### RUSHING (Att.-Yds.-TD-Long)

OPPONENT	DAVIS	THOMAS	LESTER	REESE	MAIAVA	YOUNGE-HUMPHREY
BRYANT	3-79-1-69	8-60-2-18	8-29-1-9	10-32-0-7	2-13-0-8	2-6-0-5
at Michigan	6-17-0-21	5-1-0-3	2-5-0-3	4-13-0-9	2-13-0-8	2-23-1-20
VANDERBILT	5-18-0-9	13-50-1-21	5-16-0-9	3-1-0-2	7-29-1--24	4-17-0-10
at UTEP	13-97-0-56	13-100-4-46	8-18-1-6	6-58-1-32	6-28-0-7	2-6-0-4
HAWAI'I	8-45-0-11	12-6-0-13	12-98-1-22	6-32-2-21	4-32-0-21	2-44-0-32
at UNR	17-71-1-14	9-24-0-6	10-99-3-66	6-34-0-15	5-32-0-24	0-0-0-0
COLORADO STATE	17-61-0-13	7-22-0-11	13-60-1-14	4-0-0-2	5-(-5)-0-6	0-0-0-0
at Fresno State	12-68-0-24	6-17-1-6	16-52-0-12	3-7-0-8	5-7-0-3	0-0-0-0

### RECEIVING (Rec.-Yds.-TD-Long)

OPPONENT	WHITE	DE JESUS	MCKIE	BALLUNGAY	CONERLY	DAVIS	ZEON III
BRYANT	2-5-0-7	4-50-0-29	3-19-0-9	0-0-0-0	1-5-0-5	0-0-0-0	1-5-0-5
at Michigan	2-31-0-27	5-46-0-15	1-10-0-10	0-0-0-0	3-28-0-13	0-0-0-0	0-0-0-0
VANDERBILT	12-165-0-48	3-62-1-48	3-26-0-14	0-0-0-0	0-0-0-0	0-0-0-0	1-9-0-9
at UTEP	2-62-0-53	4-21-0-9	2-33-0-21	0-0-0-0	2-33-0-23	2-18-0-9	1-9-0-9
HAWAI'I	5-56-0-34	2-10-1-7	1-28-0-28	0-0-0-0	0-0-0-0	1-16-1-16	0-0-0-0
at UNR	8-174-2-82	3-17-0-17	1-12-0-12	2-43-0-30	0-0-0-0	0-0-0-0	2-21-0-12
COLORADO STATE	9-74-0-21	9-120-0-29	4-20-0-26	2-52-0-39	0-0-0-0	1-27-0-27	0-0-0-0
at Fresno State	7-152-2-41	5-30-0-13	2-29-0-22	5-52-0-17	0-0-0-0	1-4-0-4	0-0-0-0

### TACKLING (U-A-Tot-TFL-Int-PBU-Sacks)

OPPONENT	WOODARD	BALDWIN	OLIVER	MCDUFFIE	ELAD	THOMPSON	TURNER
BRYANT	11-1-12-0-0-0-0	2-1-2-0-0-1-0	2-0-0-0-0-0-0	5-1-6-0-0-0-0	3-1-4-0-0-0-0	4-0-0-0-0-0-0	2-0-2-0-0-0-0
at Michigan	5-3-8-0-0-1-0	1-0-1-0-0-0-0	9-0-9-1-0-0-0	5-4-9-0-0-1-0	5-1-6-0-0-0-0	1-0-0-0-0-0-0	2-2-4-0-0-0-0
VANDERBILT	0-5-5-0.5-0-0-0	4-3-7-1-1-0-0	5-1-6-1.5-0-1-0	0-0-0-0-0-0-0	4-4-8-0-0-1-0	4-6-10-2-0-0-1	2-1-3-0.5-0-0-1
at UTEP	2-5-7-0-0-1-0	3-6-9-0-0-0-0	1-1-2-0-1-2-0	1-4-5-1-0-0-0	0-1-1-0-0-2-0	1-1-2-0-0-0-0	1-6-7-0.5-2-0-0
HAWAI'I	0-4-4-0-0-0-0	5-4-9-0-0-0-1	3-0-3-0-0-0-0	1-0-1-1-0-0-1	3-4-7-0.5-0-1-0	1-4-5-1-0-0-0	1-2-3-0.5-0-0-0
at UNR	3-6-9-0.5-1-0-0	4-2-6-0-1-1-0	1-0-0-0-0-0-0	2-2-4-0-0-0-0	4-0-4-1-0-0-0	0-2-2-0-0-0-0	1-2-3-0-0-0-0
COLORADO STATE	2-12-14-0.5-0-0-0	5-5-10-0-0-1-0	2-1-3-0-0-0-0	1-4-5-0.5-0-0-0	2-0-2-0-0-0-0	2-1-3-0-0-0-0	3-0-3-0-1-0-0
at Fresno State	7-3-10-0-0-0-0	1-0-1-0-0-0-0	7-5-12-2-1-0-1	4-2-6-0-0-1-0	2-0-2-0-0-0-0	1-3-4-0-0-0-0	3-3-6-0-1-0-0

### PUNTING

M. NICHOLS	NO	YARDS	AVG	LG	TB	IN20	50+
BRYANT	2	93	46.5	52	0	0	1
at Michigan	6	287	47.8	60	1	1	3
VANDERBILT	5	212	42.4	50	0	0	1
at UTEP	3	148	49.3	55	2	1	2
HAWAI'I	3	136	45.3	58	0	1	1
at UNR	5	211	42.2	50	1	3	1
CSU	3	159	53.0	57	1	0	3
at Fresno State	4	196	49.0	55	0	1	2

### FIELD GOALS

PIZANO	ATT	FGM	LG
BRYANT (48), (37), (35)	3	3	48
at Michigan	0	0	0
VANDERBILT (27), (46), (31), (34), (36)	4	5	36
at UTEP (30)	1	1	30
HAWAI'I (52), (27), (48)	3	3	52
at UNR (25)	1	1	25
CSU (42), (43), (25), (34), (46), (28)	6	6	46
at Fresno State (30)	1	1	30

( ) - Indicates field goal was made from that distance



# 2023 REBEL FOOTBALL



## THE LAST TIME

### A KICKOFF WAS RETURNED FOR A TOUCHDOWN

UNLV: 98 yards by Deante' Purvis vs. Colorado State, Oct. 29, 2011  
OPP: 99 yards by Kaylon Horton vs. North Texas, Sept. 17, 2022

### A PUNT WAS RETURNED FOR A TOUCHDOWN

UNLV: 52 yards by Troy Mason vs. San Diego State, Oct. 13, 2001  
OPP: 59 yards by DJ May vs. Wyoming, Nov. 12, 2016

### A BLOCKED PUNT WAS RETURNED FOR A TOUCHDOWN

UNLV: Charles Williams at Central Michigan, Sept. 17, 2016  
OPP: Caden McDonald vs. San Diego State, Oct. 26, 2019

### A BLOCKED FIELD GOAL WAS RETURNED FOR A TOUCHDOWN

UNLV: 53 yards by Sidney Hodge vs. Wyoming, Nov. 17, 2012  
OPP: 51 yards by Martez Shabazz at Minnesota, Aug. 28, 2013

### AN INTERCEPTION WAS RETURNED FOR A TOUCHDOWN

UNLV: 21 yards by Cameron Oliver vs. New Mexico, Sept. 30, 2022  
OPP: 37 yards by Martel Hight of Vanderbilt, Sept. 16, 2023

### A FUMBLE WAS RETURNED FOR A TOUCHDOWN

UNLV: 41 yards by Jerree Williams vs. Vanderbilt, Sept. 16, 2023  
OPP: 18 yards by Justin Rice at Fresno State, Oct. 18, 2019

### A CONVERSION ATTEMPT WAS RETURNED FOR TWO POINTS

UNLV: Never  
OPP: Brand Ratcliff of New Mexico, Oct. 12, 2002

### A SAFETY WAS RECORDED

UNLV: Team safety after a blocked punt, out of bounds by Spencer Briggs.. vs. North Texas, Sept. 17, 2022  
OPP: Blocked punt by Ike LarsenI at Utah State, Sept. 24, 2022

### A SHUTOUT WAS RECORDED ON THE ROAD

UNLV: 13-0 vs. Cal State Fullerton, Nov. 12, 1983  
OPP: 37-0 at Nevada, Reno, Oct. 8, 2011

### A SHUTOUT WAS RECORDED AT HOME

UNLV: 27-0 vs. Utah, Sept. 22, 2007  
OPP: 7-0 by San Diego State, Nov. 8, 2023

### A TEAM DID NOT COMMIT A TURNOVER

UNLV: at UNR, Oct. 14, 2023  
OPP: Air Force, Oct. 15, 2022

### A TEAM DID NOT PUNT

UNLV: vs. Tennessee Tech, Sept. 7, 1985  
OPP: Fresno State, Nov. 11, 2022

### A TEAM DID NOT HAVE A PENALTY

UNLV: vs Air Force, Oct. 15, 2022  
OPP: at TCU, Dec. 3, 2011



**Jon Denton's 503 yards vs. SDSU were an NCAA freshman record.**

### A TIE GAME WAS PLAYED

UNLV: 16-16 vs. San Jose State, Nov. 23, 1985

### A TEAM BLOCKED A PUNT

UNLV: Cameron Jenkins at UTEP, Sept. 23, 2023  
OPP: Isaiah Foskey at Notre Dame, Oct. 22, 2022

### A TEAM BLOCKED A FIELD GOAL

UNLV: Tre Caine vs. SDSU, Nov. 19, 2021  
OPP: J.Tuitupou of Hawai'i, Nov. 13, 2021

### AN INDIVIDUAL KICKED FOUR OR MORE FIELD GOALS

UNLV: 6 by Jose Pizano vs. Colorado State, Oct. 21, 2023  
OPP: 4 by Brandon Talton at UNR, Nov. 30, 2019

### A 50-YARD FIELD GOAL WAS MADE

UNLV: 52 yards by Jose Pizano vs. Hawai'i, Sept. 30, 2023  
OPP: 55 yards by Jordan Noyes of Colorado State, Oct. 21, 2023

### AN INDIVIDUAL SCORED FOUR OR MORE TOUCHDOWNS

UNLV: 4 by Jai'Den Thomas, Sept. 23, 2023  
OPP: 4 Brad Roberts of Air Force, Oct. 15, 2022

### A TEAM HAD 600 OR MORE YARDS TOTAL OFFENSE

UNLV: 653 vs. Wyoming, Nov. 12, 2016  
OPP: 664 by Ohio State, Sept. 23, 2017

### A TEAM SCORED AT LEAST 50 POINTS

UNLV: 58 vs. North Texas, Sept. 17, 2022  
OPP: 51 by UNR, Oct. 29, 2021

### A TEAM SCORED AT LEAST 60 POINTS

UNLV: 69 vs. Wyoming, Nov. 12, 2016  
OPP: 66 by Wyoming, Nov. 12, 2016

### A PASS WAS COMPLETED FOR AT LEAST 70-79 YARDS

UNLV: 70 by Doug Brumfield to Nick Williams at SDSU, Nov. 5, 2022  
OPP: 76 by Zevi Eckhaus to Matthew Prochaska of Bryant, Sept. 2, 2023

### A PASS WAS COMPLETED FOR AT LEAST 80 YARDS OR MORE

UNLV: 82 by Jayden Maiava to Ricky White at UNR, Oct. 14, 2023  
OPP: 80, by Jordan Love to Jalen Greene of uSU, Oct. 13, 2018

### AN INDIVIDUAL PASSED FOR AT LEAST 400 YARDS

UNLV: 401 by Jon Denton vs. SJSU, Nov. 22, 1997  
OPP: 417 by Carson Strong of UNR, Oct. 29, 2021

### AN INDIVIDUAL PASSED FOR AT LEAST 500 YARDS

UNLV: 503 by Jon Denton vs. SDSU, Nov. 16, 1996  
OPP: 546 by Cody Ledbetter of NMSU, Nov. 18, 1995

### AN INDIVIDUAL PASSED FOR AT LEAST 200 YARDS AND RUSHED FOR AT LEAST 100 YARDS

UNLV: 211 yards passing, 106 yards rushing by Doug Brumfield vs. North Texas, Sept. 17, 2022  
OPP: 287 yards passing, 115 yards rushing by Brendon Lewis of UNR, Oct. 14, 2023

### AN INDIVIDUAL COMPLETED AT LEAST 30 PASSES

UNLV: 34 by Caleb Herring vs. Hawai'i, Oct. 12, 2013  
OPP: 37 by Carson Strong of UNR, Oct. 29, 2021

### AN INDIVIDUAL THREW AT LEAST FIVE INTERCEPTIONS

UNLV: 6 by Bob Stockham vs. USL, Nov. 20, 1993  
OPP: 5 by Logan Bonner of Utah State, Sept. 24, 2022

### AN INDIVIDUAL INTERCEPTED AT LEAST THREE PASSES

UNLV: 3 by Ed Saignes vs. Idaho State, Oct. 13, 1984  
OPP: 3 by Darius Cunnigan of Pacific, Oct. 3, 1992

### AN INDIVIDUAL HAD AT LEAST 10 RECEPTIONS

UNLV: 12 by Ricky White vs. Vanderbilt, Sept. 16, 2023  
OPP: 11 by Landon Ruggieri of Bryant, Sept. 2, 2023



**Devonte Boyd caught the longest pass in UNLV history - a 94-yard TD strike from Armani Rogers at Idaho in 2017.**

### A TEAM PASSED FOR LESS THAN 100 YARDS

UNLV: 94 vs. Iowa State, Sept. 18, 2021  
OPP: 14 vs. Air Force, Oct. 15, 2022

### A TEAM HAD TWO RECEIVERS WITH AT LEAST 100 YARDS

UNLV: 116 by Devonte Boyd and 105 by Aaron Criswell vs. Boise State, Oct. 31, 2015  
OPP: 11 by Khalil Shakir and 105 by John Hightower vs. Boise State, Oct. 5, 2019

### AN INDIVIDUAL RUSHED FOR AT LEAST 200 YARDS

UNLV: 227 by Aidan Robbins vs. North Texas, Sept. 17, 2022  
OPP: 206 by Jeremy McNichols of Boise State, Nov. 18, 2016

### A RUN WENT FOR AT LEAST 50-59 YARDS

UNLV: 56 by Vincent Davis at UTEP, Sept. 23, 2023  
OPP: 52 by Vann Schield of Colorado State, Oct. 21, 2023

### A RUN WENT FOR AT LEAST 60-69 YARDS

UNLV: 66 by Donayn Lester at UNR, Oct. 14, 2023  
OPP: 67 by Tyrone Owens of New Mexico, Nov. 17, 2017

### A RUN WENT FOR AT LEAST 70-79 YARDS

UNLV: 72 by Charles Williams at Air Force, Nov. 26, 2021  
OPP: 72 by Brian Hill of Wyoming, Nov. 28, 2015

### A RUN WENT FOR 80 YARDS OR MORE

UNLV: 80 by Charles Williams at UNR, Nov. 30, 2019  
OPP: 83 by Tyler Ervin of San Jose State, Oct. 4, 2014

### A TEAM RUSHED FOR AT LEAST 300 YARDS

UNLV: 307 vs. Hawai'i, Sept. 30, 2023  
OPP: 406 vs. Air Force, Oct. 15, 2022

### A TEAM RUSHED FOR LESS THAN 50 YARDS

UNLV: 22 vs. SDSU, Nov. 19, 2021  
OPP: 46 by Hawai'i, Sept. 30, 2023

### A TEAM HAD TWO RUNNERS WITH AT LEAST 100 YARDS

UNLV: 227 by RB Aidan Robbins and 100 by QB Doug Brumfield vs. North Texas, Sept. 17, 2022  
OPP: 136 by RB Titus Swen, 101 by QB Sean Chambers of Wyoming, Sept. 28, 2019

# 2023 REBEL FOOTBALL



NO	NAME	POS	HGT	WGT	CL-EX	HOMETOWN	HIGH SCHOOL/PREVIOUS SCHOOL(S)
0	Senika McKie	WR	6-1	185	SR-1L	Columbia, SC	Ridgeview HS/Ersine College
1	Jerrae Williams+	DB	5-10	185	SR-1L	Westwego, LA	John Ehret HS/Arkansas-Monticello
1	Jayden Maiava	QB	6-4	220	FR-RS	Las Vegas, NV	Liberty HS
2	Doug Brumfield+	QB	6-6	225	JR-1L	Inglewood, CA	Junipero Serra HS
2	Jaxen Turner	DB	6-2	210	SR-TR	Moreno Valley, CA	Rancho Verde HS/Arizona
3	Johnathan Baldwin	DB	6-1	200	JR-2L	Houston, TX	Frank Dobie HS
3	Zyell Griffin	WR	6-2	200	SR-3L	Vancouver, WA	Evergreen HS
4	Donavyn Lester	RB	6-2	215	SR-TR	Plano, TX	John Paul II HS/William & Mary
5	Vincent Davis Jr.	RB	5-9	180	SR-TR	Fort Lauderdale, FL	Cardinal Gibbons HS/Pittsburgh
5	Cameron Oliver	DB	6-1	175	JR-2L	Richmond, TX	William B. Travis HS
6	Naki Fahina	DL	6-0	300	SR-3L	Hawthorne, CA	Lawndale HS
6	Dominic Gicinto	WR	5-9	185	SR-TR	Kansas City, MO	Raytown HS/Missouri/New Mexico State
7	Cameron Friel	QB	6-3	230	JR-2L	Kaneohe, HI	Kailua HS
7	Jackson Woodard+	LB	6-3	230	JR-TR	Little Rock, AR	Little Rock Christian Academy/Arkansas
8	Darius Johnson	DL	6-3	300	SR-1L	Spokane, WA	Gonzaga Prep HS/Garden City CC
8	Timothy Conerly	WR	5-9	160	JR-TR	New Orleans, LA	Wright Charter School/Lamar/Fresno CC
9	Bo Edmundson	QB	6-3	190	FR-HS	Lake Travis, TX	Lake Travis HS
9	Jett Elad	DB	6-1	205	JR-TR	Mississauga, Ontario	Saint Ignatius HS/Ohio/Garden City CC
10	Fred Thompkins	LB	6-0	225	SR-1L	Paso Robles, CA	Clovis West HS/City Coll. of San Francisco
11	Ricky White	WR	6-1	190	JR-1L	Marietta, GA	Marietta HS/Michigan State
11	Zavier Carter	OLB	6-4	210	JR-TR	Atlanta, GA	Hapeville Charter Academy/LSU
13	Cameren Jenkins	DB	6-1	185	FR-HS	Lewisville, TX	Lewisville HS
13	LJ Holmes	WR	6-0	205	SO-TR	Los Angeles, CA	La Salle HS/Santa Monica College
14	Gavin Thomson	WR	6-1	185	JR-TR	Pittsburgh, PA	Pittsburgh Central Catholic/Pittsburgh
14	Jah'Von Grigsby	DB	5-11	195	SO-TR	Baton Rouge, LA	Scotlandville Magnet/Purdue
15	Landon Rogers	WR	6-4	200	SO-TR	Little Rock, AR	Parkview HS/Arkansas
16	DeAngelo Irvin Jr.	WR	5-8	165	FR-HS	Midwest City, OK	Midwest City HS
17	Kris Williams*	DB	5-11	190	SR-1L	Clinton, NC	Clinton HS/Limestone University
18	Lucas Lenhoff	QB	6-1	190	FR-HS	Charlotte, NC	Myers HS
18	Jose Pizano*	PK	5-9	220	SR-TR	Lehi, UT	Lehi HS/Snow College/Missouri State
19	Kaleo Ballungay	TE	6-6	260	JR-2L	Tracy, CA	Kimball HS
20	Trenton Holloway	DB	6-0	190	SR-1L	Fresno, CA	Clovis North HS/City Coll. of San Francisco
21	Jacob De Jesus	WR	5-7	175	JR-TR	Manteca, CA	Manteca HS/Modesto JC
22	Jai'Den Thomas	RB	5-9	180	FR-HS	Atlanta, GA	Westlake HS
23	Quentin Moten	DB	6-0	200	JR-TR	R. Cucamonga, CA	R. Cucamonga HS/College of the Canyons
24	Darrien Jones	RB	6-0	210	FR-HS	Kansas City, MO	Park Hill HS
24	Isaiah Hackett	DB	5-11	185	JR-TR	Warren, OH	Youngstown East HS/Lackawanna/Independence CC
25	Jordyn Morgan	DB	6-0	190	JR-1L	Universal City, TX	Cornerstone Christian HS/Iowa State
26	Courtney Reese	RB	5-8	165	SR-3L	Naranja, FL	Southridge Senior HS
26	Ose Egbase	DL	6-4	250	JR-1L	Encino, CA	Crespi HS
27	BJ Harris	DB	5-10	170	SR-1L	Compton, CA	Bellflower HS/Cerritos College
28	Fisher Camac	DL	6-7	245	FR-RS	Gilbert, AZ	Highland HS
29	Jordan Younge-Humphrey	RB	5-9	205	SR-1L	Rockledge, FL	Rockledge HS/Jacksonville/Stetson
30	Jordan Hanna	LB	6-2	215	SO-TR	Greenwood, AR	Greenwood HS/Arkansas
31	Jalen Baldwin	DB	5-10	165	FR-HS	Houston, TX	Frank Dobie HS
32	Ricky Johnson	DB	6-1	180	SR-3L	Houston, TX	Cypress Falls HS
33	Tanner Aitken	DB	5-11	180	FR-HS	Las Vegas, NV	Arbor View HS
34	Tyray O'Dell	OLB	6-0	220	JR-2L	Gardena, CA	Junipero Serra HS
35	Anthony Costanzo	DB	6-3	210	FR-RS	Miami, FL	Palmer Ridge HS
36	Thomas Anderson	DB	6-1	185	JR-TR	Kansas City, KS	Washington HS/Independence CC
37	Davone Walden Jr.	DB	6-1	185	SR-3L	Las Vegas, NV	Centennial HS
38	Marsel McDuffie	ILB	6-1	245	SO-1L	Grand Prairie, TX	South Grand Prairie HS
39	JT Odom	LB	6-2	235	FR-HS	Fayetteville, AR	Shiloh Christian HS
40	Daego Albert*	DB	6-0	185	SR-1L	Berkeley, CA	El Cerrito HS/NAU/Northern Colorado
41	Rashod Tanner	DB	5-8	160	SO-SQ	Waipahu, HI	Moanalua HS
42	Elijah Shelton*	LB	6-2	235	SR-1L	Salt Lake City, UT	Highland HS/Utah State/Utah
43	Jalen Frazier	DB	5-10	185	SR-TR	Charlotte, NC	Hough HS/North Carolina State
43	Ramon Villela	PK/P	6-2	200	FR-HS	Upland, CA	Upland HS
44	Waisale Muavesi	DL	6-3	320	JR-2L	Provo, UT	Timpview HS
45	Ryan Tualo	OLB	6-2	210	FR-RS	Bellflower, CA	St. John Bosco HS
46	Brennon Scott	LB	6-1	245	JR-1L	Lancaster, TX	Bishop Dunne Catholic HS
48	Ryan O'Hara	P/K	6-0	200	SR-1L	Little Silver, NJ	Red Bank Catholic HS/Lafayette College
49	Andrew Wimmer	RB	5-9	195	JR-RS	South Jordan, UT	Bingham HS/Saddleback College
50	Jalen Dixon	DL	6-1	265	JR-2L	Seattle, WA	O'Dea HS
51	Bobby Navarro	LS	5-11	220	JR-SQ	Santa Rosa, CA	Montgomery HS/City Coll of San Francisco
52	Ben Lisk	LS	5-10	200	SO-TR	Phoenix, AZ	Paradise Valley HS/Toledo
53	Blesyng Alualu-Tuiolemotu	LB	6-2	235	FR-HS	Kalihi, HI	James Campbell HS





# 2023 REBEL FOOTBALL

NO	NAME	POS	HGT	WGT	CL-EX	HOMETOWN	HIGH SCHOOL/PREVIOUS SCHOOL(S)
54	Anthony Rosas	OL	6-3	340	SO-SQ	Baldwin Park, CA	Sierra Vista HS
55	Matthew Greene	DL	6-5	255	FR-HS	Centennial, CO	Arapahoe HS
56	Levi Currier	OL	6-5	275	JR-SQ	Covina, CA	Bishop Amat HS/Citrus College
57	LeShaun Bell	DL	6-3	240	JR-2L	Thousand Oaks, CA	Calabasas HS
58	Jordan Eubanks	LB	6-2	225	SO-1L	Denton, TX	Guyer HS/Florida State
59	Walker Hardan	LS	6-1	235	SR-2L	Bothell, WA	Bothell HS
60	Amani Trigg-Wright**	OL	6-4	305	SR-3L	Oakland, CA	McClymonds HS
61	Graham Keating III	OL	6-5	300	SO-SQ	Murfreesboro, TN	Oakland HS
65	Jack Hasz	OL	6-4	295	SR-TR	Omaha, NE	Creighton Prep HS/Iowa Western CC/Bufalo
66	Carver Banker	OL	6-2	255	FR-HS	Moline, IL	Moline HS
67	Nathan Arguelles	OL	6-1	260	SO-TR	Las Vegas, NV	Vista Murrieta (CA) HS/Saddleback College
68	Jayden Ahboah	OL	6-5	315	SO-TR	Tuba City, AZ	Desert Edge HS/Fort Lewis College
69	Marcus Miller	OL	6-4	295	JR-SQ	Castro Valley, CA	Castro Valley HS
70	Tiger Shanks	OL	6-5	320	JR-2L	Lake Oswego, OR	Lake Oswego HS
71	Ed Haynes	OL	6-4	275	FR-HS	Henderson, NV	Liberty HS
72	Will Thomas	OL	6-7	315	FR-TR	Tulsa, OK	Union HS/New Mexico State
73	Alani Makihele	OL	6-3	350	JR-1L	Anchorage, AK	West HS
74	Jalen St. John	OL	6-5	330	JR-TR	St. Louis, MO	Trinity Catholic HS/Arkansas
75	Anton Ambuehl	OL	6-6	300	SO-SQ	Santa Monica, CA	Calabasas HS
76	Jacob Ahumada	OL	6-3	325	FR-HS	Gilroy, CA	Christopher HS
77	Michael Bareman	OL	6-8	315	JR-TR	Lynden, WA	Lynden HS/Butte College
78	Mathyus Su'a	OL	6-3	325	JR-TR	Las Vegas, NV	Bishop Gorman HS/Western Colorado
79	Austin Boyd	OL	6-4	285	FR-HS	Lehi, UT	Lehi HS
80	Rogerick Ray	WR	5-8	190	JR-TR	Raleigh, NC	North Raleigh Christian/Jackson State
81	Bryson Waterman	WR	6-1	180	FR-HS	Bakersfield, CA	Bakersfield Christian HS
82	Rashawn Jackson	WR	6-2	195	FR-HS	Los Angeles, CA	Venice HS
83	Andre Meono	PK	6-1	185	SO-TR	Redondo Beach, CA	St. John Bosco HS/Fresno State
83	Cooper Haswell	TE	6-3	205	FR-HS	Kentfield, CA	Marin Catholic HS
84	Corey Thompson Jr.	WR	6-0	180	FR-HS	San Diego, CA	Lincoln HS
85	Charlie Williams	TE	6-4	240	FR-HS	Aspen, CO	Aspen HS/IMG Academy
87	Christian Earls	TE	6-8	255	SO-TR	Chandler, AZ	Basha HS/Kilgore College
88	Shelton Zeon III*	TE	6-4	250	SR-4L	Norcross, GA	Norcross HS
89	Malik Bradford	WR	6-2	220	SO-SQ	Compton, CA	Milikan HS
90	Marshall Nichols	P	6-1	210	SO-1L	Atlanta, GA	Holy Innocents Episcopal/Mississippi State
91	Cooper Webb	DL	6-2	295	JR-TR	Davis, OK	Davis HS/Northeastern Okla. A&M/UL Monroe
92	Maxwell Peterson	DL	6-3	285	FR-HS	R. Cucamonga, CA	Eleanor Roosevelt HS
93	Lucas Conti	DL	6-5	310	FR-HS	Corona, CA	Centennial HS
94	Ben Key*	DL	6-3	315	SR-1L	Cranbourne West, AUS	Cathedral HS/East LA College/Missouri
95	Alexander Whitmore	DL	6-2	280	JR-TR	Memphis, TN	Whitehaven HS/Austin Peay
97	Nick Dimitris	DL	6-4	300	SO-SQ	Watts, CA	Sierra Vista HS
98	Tatuo Martinson	DL	6-1	300	SR-SQ	Loomis, CA	Del Oro HS/American River College
99	Keith Conley Jr.	DL	6-2	255	SR-SQ	Los Angeles, CA	Cathedral HS/Cerritos College

\*2023 Super Senior

+2023 Team Captain

## UNLV PRONUNCIATION GUIDE

Jayden Ahboah (68).....ah-BO-ah	Jack Hasz (65).....HAHS
Jacob Ahumada (76).....ow-MAH-dah	Lucas Lenhoff (18).....LEN-HOFF
Daego Albert (40).....DAY-go	Jayden Maiava (1) .....my-AH-vah
Blesyng Aluala-Tuiolemotu (53).AH-lu-AH-lu two-E-OH-lay-MO-two	Alani Makihele (73).....ah-LON-ee MAH-kah-HELL-ee
Anton Ambuehl (75) .....AM-bule	Tatua Martinson (98).....tah-TWO-oh
Nathan Arguelles (67).....r-GWEL-is	Senika McKie (0).....SEN-ah-cah
Kaleo Ballungay (19) .....kah-LAY-oh ball-UN-guy	Andre Meono (83).....me-OH-no
Doug Brumfield (2) .....BRUM-field	Waisale Muavesi (44).....WHY-sah-LAY MUH-ah-VES-ee
Fisher Camac (28).....K-mac	Mathyus Su'a (78).....mah-THY-us SUE-ah
Anthony Costanzo (35).....cah-STAN-zo	Ryan Tualo (45).....TWO-ah-OLO
Nick Dimitris (97) .....dim-ME-tris	Ramon Villela (43).....v-EL-ah
Ose Egbase (26) .....OH-say egg-BAH-say	Davone Walden (37).....dah-VON
Jett Elad (9).....E-lad	Jerrae Williams (1).....jah-RAY
Naki Fahina (6).....NAH-kee fah-HEE-nah	
Cameron Friel (7) .....FREEL	Coach Damon Magazu.....mah-GAH-zoo
Dominic Gicinto (6).....jah-SIN-toe	Coach Mike Scherer.....SHEER
Zyell Griffin (3).....ZY-ell	Coach James Shibest.....SHE-best

