



# BOISE STATE

## FOOTBALL



**.725 ALL-TIME WINNING PCT. • 35 CONFERENCE CHAMPIONSHIPS • .650 ALL-TIME BOWL WIN PCT.**

**BOISE STATE** (4-5, 3-2 MW)

**ANDY AVALOS** (3RD YEAR • 21-14)

**VS.**

**NEW MEXICO LOBOS** (7-1, 3-1 MW)

**DANNY GONZALES** (4TH YEAR • 10-30)

**Saturday, Nov. 11 • 8 p.m. MT • FS1 • Boise, Idaho • Albertson's Stadium (36,363)**

### QUICK COMPARISON



**BOISE STATE** (NCAA/MW)

**30.0** (52/6)

**193.3** (22/3)

**241.0** (55/5)

**434.3** (35/2)

**394.6** (87/7)

**28.2** (85/6)

**STAT**

**Points Per Game**

**Rushing Yards Per Game**

**Passing Yards Per Game**

**Total Offense Per Game**

**Total Defense Per Game**

**Points Allowed Per Game**

**(NCAA/MW) NEW MEXICO**

**(67/7) 27.4**

**(47/4) 167.4**

**(70/7) 225.6**

**(61/6) 393.0**

**(98/9) 409.4**

**(122/12) 35.3**



### STATISTICAL LEADERS

#### RUSHING

**ASHTON JEANTY**

**921 yards**

**11 TDs • 157 carries**



#### PASSING

**TAYLEN GREEN**

**1,142 yards**

**83-157-6 • 6 TDs**



#### RECEIVING

**ASHTON JEANTY**

**396 yards**

**5 TDs • 39 catches**



#### TACKLES

**MARCO NOTARAINNI**

**53 tackles**

**3 sacks • 4.5 TFLs**



#### SACKS

**AHMED HASSANEIN**

**6 sacks**

**40 yds • 9 TFLs**



#### INTERCEPTIONS

**FIVE PLAYERS**

**1 interceptions**

**20 yards • 5 breakups**



### A WIN WOULD...

- Move Boise State to 13-1 all-time in games against the Lobos.
- Ensure the Broncos finish the 2023 season with a winning record at home.
- Mark the seventh consecutive win in the series, the longest such stretch.
- Put the Broncos one win away from becoming bowl eligible for the 26th consecutive year.
- Be better than a loss.

### OPENING KICKOFF

**1**

Lights, Camera, Action! With an 8 p.m. kickoff set for Saturday, Bronco fans will get one last opportunity to experience the enhanced game atmosphere at Albertsons Stadium courtesy of the upgraded light system installed prior to this season.

**2**

Boise State enters this week's action with an offensive line ranked 13th in the nation in sacks allowed, yielding only 1.11 sacks per game so far this year. That number is the third-best of a Boise State squad since 2012 (when the Broncos ranked sixth) and is just behind the 2022 mark when BSU allowed just 1.00 sacks per game to rank 10th in the nation.

**3**

Did you know that Boise State has the second-longest active bowl eligibility streak in the nation? The Broncos have been bowl eligible for 25 consecutive years, just one year behind Georgia's streak of 26 straight years (entering this season). The Bulldogs, at 9-0, have already upped their number to 27 and the Broncos are looking to keep pace with UGA.

**4**

So far this season Ashton Jeanty leads the nation with 72 broken tackles. That means this particular bucking Bronco is averaging 9.00 broken tackles per game as he refuses to go down to the turf.

**5**

Boise State's defense achieved a pair of feats that no other team has done this season when they faced Fresno State on Nov. 4. Not only did the Broncos limit Fresno State to a season-low one passing touchdown, but BSU twice forced Fresno State to kick a field goal in the red zone. Prior to that game, no Mountain West team had forced Fresno State to kick more than one red zone field goal in a game this year.

### BOISE STATE COACHES

#### FIELD

**Andy Avalos** Head Coach  
**Erik Chinander** Asst HC/DL  
**Demario Warren** CBs/ST Coord  
**Kane Ioane** Co-DC/Safeties  
**Tim Keane** Offensive Line  
**Matt Miller** Wide Receivers  
**James Montgomery** RBs

#### PRESS BOX

**Bush Hamdan** OC/QBs  
**Nate Potter** Run Game/TES  
**Taylor Kolste** Offense Analyst  
**Will Farrar** Offense GA  
**Spencer Danielson** DC/ILBs  
**Jabril Frazier** EDGE  
**Zane Busekist** Defense GA  
**BJ Mullin** Def. Quality Control

### BROADCAST

#### TELEVISION



**Play-by-Play:** Guy Haberman

**Analyst:** Charles Arbuckle

**Sideline:** -

#### RADIO



**Play-by-Play:** Bob Behler

**Analyst:** Pete Cavender

[LIST OF AFFILIATES](#) | [STREAMING](#)

#### SATELLITE



**Play-by-Play:** Bob Behler

**Analyst:** Pete Cavender

**CH. 386** | [STREAMING](#)

### 2023 SCHEDULE

	<b>Sept. 2</b>	at #10/11 Washington Huskies	<a href="#">L, 19-56</a>
		<a href="#">Husky Stadium</a>   Seattle, Wash.	67,475
	<b>Sept. 9</b>	UCF Knights	<a href="#">L, 16-18</a>
		<a href="#">Albertsons Stadium</a>   Boise, Idaho	36,447
	<b>Sept. 16</b>	North Dakota Fighting Hawks	<a href="#">W, 42-18</a>
		<a href="#">Albertsons Stadium</a>   Boise, Idaho	35,610
	<b>Sept. 22</b>	at San Diego State Aztecs *	<a href="#">W, 34-31</a>
		<a href="#">Snapdragon Stadium</a>   San Diego, Calif.	23,374
	<b>Sept. 30</b>	at Memphis Tigers	<a href="#">L, 32-35</a>
		<a href="#">Liberty Stadium</a>   Memphis, Tenn.	30,364
	<b>Oct. 7</b>	San José State Spartans *	<a href="#">W, 35-27</a>
		<a href="#">Albertsons Stadium</a>   Boise, Idaho	37,491
	<b>Oct. 14</b>	at Colorado State Rams *	<a href="#">L, 30-31</a>
		<a href="#">Canvas Stadium</a>   Fort Collins, Colo.	34,901
	<b>Oct. 28</b>	Wyoming Cowboys *	<a href="#">W, 32-7</a>
		<a href="#">Albertsons Stadium</a>   Boise, Idaho	35,189
	<b>Nov. 4</b>	at Fresno State Bulldogs *	<a href="#">L, 30-37</a>
		<a href="#">Valley Children's Stadium</a>   Fresno, Calif.	41,031
	<b>Nov. 11</b>	New Mexico Lobos *	8 p.m.
		<a href="#">Albertsons Stadium</a>   Boise, Idaho	FS1
	<b>Nov. 18</b>	at Utah State Aggies *	5 p.m. MT
		<a href="#">Maverik Stadium</a>   Logan, Utah	CBS SN
	<b>Nov. 24</b>	Air Force Falcons *	2 p.m. MT
		<a href="#">Albertsons Stadium</a>   Boise, Idaho	FS1
	<b>Dec. 2</b>	vs. TBD Mountain West Championship	TBA
		Stadium TBD   Location TBD	TBA

### MEDIA RELATIONS

#### PATRICK T. WALSH

Assistant AD, Media Relations Primary Contact

318-514-9203 cell • @Walsh\_PT twitter

[PatrickWalsh630@boisestate.edu](mailto:PatrickWalsh630@boisestate.edu) email

#### DAVID DIETRICH

Assistant Director, Media Relations Secondary Contact

567-938-9138 cell • @David\_Dietrich twitter

[DavidDietrich@boisestate.edu](mailto:DavidDietrich@boisestate.edu) email

#### ALEX SEMADENI

Assistant Director, Media Relations Tertiary Contact

970-237-1634 cell • @awsemadeni twitter

[AlexSemadeni@boisestate.edu](mailto:AlexSemadeni@boisestate.edu) email



## BOISE STATE MEDIA SCHEDULE

SUNDAY 22	MONDAY 23	TUESDAY 24	WEDNESDAY 25	THURSDAY 26	FRIDAY 27	SATURDAY 28
No Media Availability	<b>Press Conference</b> Noon Andy Avalos 12:30 p.m. Spencer Danielson 12:45 p.m. Bush Hamdan	<b>Student-Athlete Availability</b>  Student-Athletes available upon request following practice. Requests must be made no less than 24 hours in advance.	<b>Assistant Coach Availability</b>  Assistant Coaches available upon request following practice. Requests must be made no less than 24 hours in advance.	<b>Student-Athlete Availability</b>  Student-Athletes available upon request following practice. Requests must be made no less than 24 hours in advance.	<b>Coach Avalos Availability</b> 9:30 a.m. Coach Avalos Albertsons Stadium	<b>Game 7</b> Boise State vs. Wyoming 3:30 p.m. FS2 Albertsons Stadium Boise, Idaho  <b>Postgame</b> Coach Avalos and players available

### DON'T SLEEP ON BOISE!

That's because there is no "Z" in our name. The correct pronunciation is "BOY-SEE" and not the often misstated "Boy-Zee."

### BOISE STATE MEDIA RELATIONS



#### PATRICK T. WALSH

Assistant AD, Media Relations

Primary Contact/Coach Requests, Credentials

Cell 318-514-9203

Email [PatrickWalsh630@boisestate.edu](mailto:PatrickWalsh630@boisestate.edu)

Twitter [@Walsh\\_PT](https://twitter.com/Walsh_PT)



#### DAVID DIETRICH

Assistant Director, Media Relations

Secondary Contact/Players

Cell 567-938-9138

Email [DavidDietrich@boisestate.edu](mailto:DavidDietrich@boisestate.edu)

Twitter [@David\\_Dietrich](https://twitter.com/David_Dietrich)



#### ALEX SEMADENI

Assistant Director, Media Relations

Tertiary Contact/Photos

Cell 970-237-1634

Email [AlexSemadeni@boisestate.edu](mailto:AlexSemadeni@boisestate.edu)

Twitter [@awsemadeni](https://twitter.com/awsemadeni)

### BOISE STATE MEDIA RELATIONS

Location	Boise, Idaho
Founded	1932
Enrollment	26,727
Nickname	Broncos
Colors	Blue and Orange
Stadium (Capacity)	Albertsons Stadium (36,363)
Surface	Blue FieldTurf
Conference	Mountain West
President	Dr. Marlene Tromp
Director of Athletics	Jeremiah Dickey
Head Coach	Andy Avalos
Overall Record (Years)	20-13 (3rd Year)
School Record (Years)	Same
Address	1910 University Drive MS 1020 Boise, ID 83725
Website	<a href="https://BroncoSports.com">BroncoSports.com</a>

#### Credentials

Media outlets interested in covering Boise State football on either a season or individual game basis are requested to submit applications for credentials through the Boise State Media Relations office.

Due to inconsistent mail delivery service on tight deadlines, media passes may not be mailed in some instances. If this is the case, passes may be picked up at a location to be determined by the Boise State Media Relations Office. Individuals picking up credentials will be required to furnish positive identification.

Admission to the press level of Albertsons Stadium is for working media only. Only those media with official Boise State credentials will be admitted. Friends, spouses, children under the age of 16 and non-workers are not welcome in the press area.

#### Weekly Media Availability

**Mondays:** Head Coach Andy Avalos, Defensive Coordinator Spencer Danielson and Offensive Coordinator Bush Hamdan host a weekly press conference in the team meeting room of the Bleymaier Football Center.

**Tuesdays:** Student-Athletes are available following practice by request. **Player requests must be submitted to Patrick Walsh no less than 24 hours in advance.**

**Wednesdays:** Assistant coaches are available following practice by request. **Requests must be submitted to Patrick Walsh by Noon MT on Mondays.**

**Thursdays:** Student-Athletes are available following practice by request. **Player requests must be submitted to Patrick Walsh no less than 24 hours in advance.**

**Fridays:** Head Coach Andy Avalos will address the media at 9:30 a.m. MT at Albertsons Stadium for five minutes.

#### Postgame Interviews

Boise State's locker room is closed. Media will be asked to submit a list of student-athlete requests to Alex Semadeni at the start of the fourth quarter. During home games, Coach Avalos and selected student-athletes will speak with the media in the team meeting room of the Bleymaier Football Center. On the road, these interviews will take place either in the designated visiting team interview area or outside the visiting team locker room.

#### College Pressbox

collegepressbox is the official media website for Division I Football. Access and download game notes, quotes, statistics, media guides, headshots, logos and more for all FBS schools, conferences, postseason games, awards and the College Football Playoff. For access, please register for an account at collegepressbox.com/register.

#### Bronco Radio Network

The Bronco Radio Network is comprised of 10 stations throughout the northwest, with KBOI 670 AM in Boise serving as the flagship. Fans can listen to select events live via the internet while also accessing the Bronco Sports Network through the following stations:

#### 2023 Radio Affiliates

Market	Call Letters	Frequency
Boise	KBOI	670 AM
Boise	KBOI	93.1 FM
Idaho Falls	KSPZ	980 AM
Idaho Falls	KSPZ	98.7 FM
McCall	KDZY	98.3 FM
Pocatello	KSPZ	94.5 FM
Salmon	KSRA	960 AM
St. Maries	KOFE	1240 AM
Twin Falls	KSNQ	98.3 FM
Baker City, Ore.	KBKR	1490 AM
LaGrande, Ore.	KLBM	1450 AM



## TALE OF THE TAPE

FBS	MW	BSU	COMPARISON	UNM	MW	FBS
52	6	30.0	SCORING OFFENSE	27.4	7	67
22	3	193.3	RUSHING OFFENSE	167.4	4	47
55	5	241.0	PASSING OFFENSE	225.6	7	70
35	2	434.3	TOTAL OFFENSE	393.0	6	61
77	9	130.18	PASSING EFFICIENCY	136.65	6	59
13	2	1.11	SACKS ALLOWED	1.22	3	18
23	4	0.459	3RD DOWN CONV %	0.400	6	62
43	6	0.879	RED ZONE OFF %	0.931	1	13
85	6	28.2	SCORING DEFENSE	35.3	12	122
27	2	114.8	RUSHING DEFENSE	167.9	7	96
123	12	279.8	PASS DEFENSE	241.6	7	96
87	7	394.6	TOTAL DEFENSE	409.4	9	98
111	9	145.52	PASS EFFICIENCY DEF	162.91	12	129
68	5	2.11	SACKS	1.00	12	127
78	5	5.4	TACKLES FOR LOSS	3.8	11	127
73	5	0.395	3RD DOWN CONV DEF%	0.368	3	50
95	7	0.879	RED ZONE DEF %	0.919	11	120
8	1	43.45	NET PUNTING	34.44	12	122
119	10	2.71	PUNT RETURNS	1.25	12	128
80	6	19.00	KICKOFF RETURNS	17.52	8	108
122	11	-0.78	TURNOVER MARGIN	-0.67	10	114

## THIS WEEK'S OPPONENT

## SCOUTING NEW MEXICO

- New Mexico enters this week's contest with a 3-6 record (1-3 MW) with three of their six losses coming by 10 points or less.
- Danny Gonzales is in his fourth season at New Mexico, compiling a record of 10-30 (.250) with the Lobos. Gonzales returned to his alma mater in 2020 following a two-year stint as defensive coordinator at Arizona State.
- Beware of the Red Cherry Zone Offense. The Lobos lead the Mountain West and rank 13th nationally in Red Zone Offense, scoring on 93% of their trips inside the 20.
- The Lobos have a stout offensive line and currently ranks 18th in the country in sacks allowed. UNM allows only 1.22 sacks per game on average.
- Somebody should remind New Mexico that sharing is caring. The Lobos rank 33rd in the country in time of possession, averaging 31:35 per game.
- Jacory Crosby-Merritt ranks fifth in the country with 12 rushing touchdowns. That places him second in the Mountain West behind a certain Bronco running back whom you may have heard about.
- New Mexico's school colors were originally determined to be black and gold. Tradition holds that in the 1890s, a faculty member suggested the school adopt colors more representative of New Mexico. That negates the theory that UNM officials realized they should do anything to not be mistaken for the University of Idaho.
- The Lobos name began in 1920. A UNM Weekly student newspaper editor, George S. Bryan, came up with the teams' name, the "Lobos", which is the Spanish word for wolf. Previously the University's teams were referred to as the "University Boys" or "Varsities". So that could make this week's matchup the Lobos vs. the Potro Cerril.
- The University mascots are anthropomorphized wolves or "Lobos" named Louie and Lucy. Here's hoping Lucy isn't listed as a holder on UNM's depth chart.
- The University's main campus spans 800 acres in central Albuquerque, with branch campuses in Gallup, Los Alamos, Rio Rancho, Taos and Los Lunas. However University officials were tight-lipped and refused to comment on a potential sixth branch campus in Roswell.
- Albuquerque is the only word in the English language that repeats the letter sequence "que" twice. WHAT?!
- Although most people probably associate him with Texas, "King of the Hill," "Beavis and Butthead," and "Silicon Valley" creator Mike Judge hails from Albuquerque. Wilson Middle School and Highland High School, featured in "Beavis and Butthead," are named after Albuquerque schools. Heh heh heh heh cool.
- A hot dog cart rivalry reached fever pitch in 2012 when an Albuquerque hot dog vendor was charged with battery with a deadly weapon for mowing down a competing vendor with his hot dog cart. No word if the story was told on the cooking challenge show "Cutthroat Kitchen" or if he applied to be a part of the show "Cooks vs. Cons" following that altercation.
- In Albuquerque animals taken for rattlesnake roundups and lizard races are exempt from wildlife laws. So they've got that going for them.
- Albuquerque High School has existed since 1879, far before New Mexico officially became a state in 1912 and before UNM was founded in 1889. That's a helluva gap year.... er, decade.

## SERIES HISTORY

## THE BASICS

Overall	BSU leads, 12-1
In <b>Boise</b>	BSU leads, 6-1
In <b>Albuquerque</b>	BSU leads, 6-0
Neutral/Unknown Sites	No Meetings
In Conference Play	BSU leads, 6-1
Streak	W6
Avalos vs. Opponent	2-0

## LAST 10 MEETINGS (9-1)

Date	Location	BSU Rk	OppRk	W/L	Score	Att.
9/29/2012	Albuquerque	24/NR		W	32-29	28,270
11/30/2013	Boise			W	45-17	31,645
11/8/2014	Albuquerque			W	60-49	21,089
11/14/2015	Boise			L	24-31	32,780
10/7/2016	Albuquerque	19/19		W	49-21	20,090
9/14/2017	Boise			W	28-14	28,385
11/16/2018	Albuquerque	23/24		W	45-14	16,883
11/16/2019	Boise	19/19		W	42-9	31,492
11/20/2021	Boise			W	37-0	28,542
9/9/2022	Albuquerque			W	31-14	16,157

## LAST FIVE AT BOISE (4-1)

Date	Location	BSU Rk	OppRk	W/L	Score	Att.
11/30/2013	Boise			W	45-17	31,645
11/14/2015	Boise			L	24-31	32,780
9/14/2017	Boise			W	28-14	28,385
11/16/2019	Boise	19/19		W	42-9	31,492
11/20/2021	Boise			W	37-0	28,542

## LAST MEETING

**Boise State 31, New Mexico 14**  
**Sept. 9, 2022 at Albuquerque, N.M.**  
**University Stadium**

Score by Periods	1st	2nd	3rd	4th	OT	Total
<b>BOISE STATE</b>	<b>0</b>	<b>10</b>	<b>7</b>	<b>14</b>	<b>-</b>	<b>31</b>
New Mexico	0	0	0	14	-	14

Time	Scoring Play	Plays-Yds	Time	V-H
<b>1st Quarter</b>				
-				
<b>2nd Quarter</b>				
14:53	BSU Caples, Latrell 18 yd pass from Bachmeier, Hank (Dalmaz, Jonah kick)	8-91	03:20	7-0
06:57	BSU Dalmaz, Jonah 48 yd field goal	6-35	02:27	10-0
<b>3rd Quarter</b>				
09:49	BSU Wright, Deven 0 yd punt return (Dalmaz, Jonah kick)	-	-	17-0
<b>4th Quarter</b>				
14:53	BSU Holani, George 3 yd pass from Bachmeier, Hank (Dalmaz, Jonah kick)	8-86	04:07	24-0
14:35	UNM Porter, Geordon 69 yd pass from Kendrick, Miles (Drzewiecki, Luke kick)	1-69	00:11	24-7
06:21	BSU Caples, Latrell 4 yd pass from Bachmeier, Hank (Dalmaz, Jonah kick)	7-31	03:55	31-7
06:07	UNM Washington, Christian 100 yd kickoff return (Drzewiecki, Luke kick)	-	-	31-14

## Broncos Collect Conference Win in New Mexico

**ALBUQUERQUE, N.M.** — The Boise State football team earned its first victory of the 2022 season, knocking off New Mexico, 31-14, Friday night at University Stadium.

Senior quarterback Hank Bachmeier threw three touchdowns, including two to redshirt sophomore wide receiver Latrell Caples, and finished the game 16-for-27 and 170 yards.

The Bronco defense kept New Mexico off the scoreboard until the fourth quarter and held the Lobos to just 64-total yards in the first half. Boise State finished the game with 12 tackles-for-loss and six sacks.





# 2

# ASHTON JEANTY

RUNNING BACK • BOISE STATE

SOPHOMORE • 5-9 • 210 • JACKSONVILLE, FLA.

**2023 MIDSEASON FIRST TEAM ALL-AMERICA**

(AP, The Athletic, CBS, CFN, ESPN)

**2023 MIDSEASON SEASON TEAM ALL-AMERICA**

(FOX Sports)

**2023 MIDSEASON TOP-10 HEISMAN CANDIDATES**

(Dennis Dodd, CBS Sports)



## AND HIS VIDEO GAME NUMBERS

TOTAL POINTS  
SCORED

90

LEADS THE NATION

POINTS SCORED  
PER GAME

11.2

LEADS THE NATION

MISSED TACKLES  
CAUSED

72

LEADS THE NATION

TOTAL  
TOUCHDOWNS

15

LEADS THE NATION

YARDS AFTER  
CATCH

430

LEADS THE NATION  
AMONG NON-WRS  
7TH IN NATION OVERALL

FIRST DOWNS  
RECORDED

74

LEADS THE NATION

ALL-PURPOSE YARDS  
PER GAME

164.6

2ND IN THE NATION

YARDS AFTER  
CONTACT

635

3RD IN THE NATION





## EVIL GENIUS? OR JUST PLAIN GENIUS?

Sure, it may be unconventional but the two-quarterback system that Boise State is currently employing is seemingly working for the Boys in Blue. Entering this week's game, the Broncos have an equal sample size of four games each and the numbers tell the story. Just see for yourself.

### PRE- AND POST-TWO QUARTERBACK SYSTEM STATS

Stat	Pre-2QB System	During 2QB System
First Downs	84	118
Rushing Att - Yds	143 - 684	201 - 1,115
Avg Rush Yds/Game	171.0	211.2
Rushing TDs	8	12
Passing Comp-Att-Int	70-129-4	90-153-5
Comp Pct	54.2%	58.8%
Passing Yards	899	1,271
Passing Yards/Game	224.8	254.0
Passing TDs	6	7
Total Off Yards	1,583	2,326
Average Yds/Game	395.8	465.2

## ALL-AMERICAN ASHTON

It was nearly unanimous! Ashton Jeanty was named to the Midseason All-America First Team by five notable outlets while one placed him on the second team. Jeanty was the only Group of 5 player to receive multiple First Team accolades. The announcements, which came during Boise State's bye week, showed that Jeanty truly is one of the nation's best players - as if the stats didn't already prove that to be true.

### MIDSEASON ALL-AMERICA HONORS FOR ASHTON JEANTY

Team	Outlet	Position
First Team	Associated Press	All-Purpose
First Team	The Athletic	Running Back
First Team	CBS Sports	All-Purpose
First Team	College Football News	All-Purpose
First Team	ESPN	All-Purpose
Second Team	FOX Sports	Running Back

## HIGHWAY 20 RIDE

Punter James Ferguson-Reynolds may come from the Land Down Under but his time in America has the native Aussie humming a tune sung by a group from down in the Deep South. Boise State's punter enters this week's action in the top 25 nationally - and leading the Group of 5 - in several other punting categories.

### FERGUSON-REYNOLDS IN THE RANKINGS

Category	Stat	National Rank	G5 Rank	MW Rank
Punt Average	49.8	1st	1st	1st
Net Average	43.6	T-5th	1st	1st
Inside the 20	18	T-14th	T-5th	2nd
Touchbacks	6	T-4th	T-2nd	1st
Downed	10	T-23rd	T-13th	4th
Longest Punt	71	T-8th	T-6th	2nd

## HAS HE REACHED THE PEAK?

James Ferguson-Reynolds is on a roll now but it's anyone's guess as to how much better he can be. But when we say he's one of the best the Mountain West has ever seen, we're not just full of hot air. Entering this week's game, Ferguson-Reynolds' career punting average is the fourth-best mark in conference history (see full chart to the right).

## THIS IS THE GREATEST SHOW

At least in the Treasure Valley. Boise State enters this week ranked 30th nationally in attendance (by a percentage of capacity), making the Broncos just one of three Group of 5 programs (along with App State and James Madison) to rank in the top 30. BSU not only is in the top 30 but also leads the Mountain West. Fresno State, the next-best MW team, ranks 33rd.

## BOISE STATE ON FS1

### BRONCOS ALL-TIME ON FS1 (10-7)

Date	Rank	Opponent	Location	W/L	Score
08/31/2013	#6	Washington	Seattle, Wash.	L	6-38
09/24/2016		Oregon State	Corvallis, Ore.	W	38-24
10/24/2020		Utah State	Boise, Idaho	W	42-13
11/06/2020	#21	#9 BYU	Boise, Idaho	L	17-51
11/12/2020		Colorado State	Boise, Idaho	W	52-21
09/10/2021		UTEP	Boise, Idaho	W	54-13
09/18/2021		Oklahoma State	Boise, Idaho	L	20-21
10/02/2021		Nevada	Boise, Idaho	L	31-41
10/16/2021		Air Force	Boise, Idaho	L	17-24
11/12/2021		Wyoming	Boise, Idaho	W	23-13
11/20/2021		New Mexico	Boise, Idaho	W	37-0
09/17/2022		UT Martin	Boise, Idaho	W	30-7
09/30/2022		San Diego State	Boise, Idaho	W	35-13
10/08/2022		Fresno State	Boise, Idaho	W	40-20
10/29/2022		Colorado State	Boise, Idaho	W	49-10
09/09/2023		UCF	Boise, Idaho	L	16-18
10/14/2023		Colorado State	Fort Collins, Colo.	L	30-31

## MW RECORD BOOK

### CAREER PUNTING AVERAGE

(Min. 100 Punts)

AVG	NAME, SCHOOL	NO.-YDS	YEARS
1. 47.8	Ryan Stonehouse, CSU	244-11,656	2017-21
2. 45.4	Matt Payne, BYU	192-8,713	2001-04
3. 45.1	Corey Bojorquez, UNM	116-5,237	2016-17
4. 44.8	JAMES FERGUSON-REYNOLDS, BSU	101-4,524	2022-PRES.
5. 44.1	Tyson Dyer, UNM	167-7,368	2018-20

## WILD, WILD WEST

### WINS BY WESTERN TEAMS SINCE 2000

NO.	NAME
1. 245	BOISE STATE
2. 220	Oregon
3. 201	Southern California
4. 199	Utah
5. 192	BYU
6. 180	Fresno State
7. 158	Stanford
8. 157	UCLA
9. 153	Arizona State
10. 152	Hawai'i
11. 149	Oregon State
12. 138	California



## THIS AIN'T A SLOW K

With 183 yards from scrimmage against San Jose State on Oct. 7, Ashton Jeanty surpassed 1,000 all-purpose yards this season in just six games (1,010). He becomes just the third player in the FBS since 1996 to record 1,000 yards from scrimmage in the first six games and just the 12th player to record 1,000 all-purpose yards in the first six games since 1996.

### SIX GAMES OR LESS TO 1,000 FROM SCRIMMAGE

Name	School	Gms	Scr	K/P	Int	Total	Reached
Ashton Jeanty	Boise State	6	1,010	0	0	1,010	10/7/2023
Jeremy Maclin	Missouri	5	481	589	0	1,070	10/6/2007
Jerreth Starns	Western Ky.	6	976	37	0	1,013	10/16/2021
Rondale Moore	Purdue	6	697	310	0	1,007	10/13/2018
Christian Kirk	Texas A&M	6	642	528	0	1,170	10/17/2015
Stefon Diggs	Maryland	6	483	530	0	1,013	10/13/2012
Duke Johnson	Miami (Fla.)	6	563	447	0	1,010	10/6/2012
Deon Long	New Mexico	6	577	434	0	1,011	10/15/2011
Michael Crabtree	Texas Tech	6	1,074	16	0	1,090	10/6/2007
Antonio Brown	Central Mich.	6	436	649	0	1,085	10/6/2007
Tyrell Sutton	Northwestern	6	1,030	0	0	1,030	10/15/2005
E.B. Halsey	Illinois	6	605	400	0	1,005	10/4/2003

## RAREFIED AIR

On Oct. 7 against San Jose State, Ashton Jeanty became the first Mountain West player to record 1,000 yards from scrimmage in the first six games and just the second Mountain West player to record 1,000 all-purpose yards in the first six games.

### MW 9 GAMES OR LESS TO 1,000 FROM SCRIMMAGE

Name	School	Gms	Scr	K/P	Int	Total	Reached
Ashton Jeanty	Boise State	6	1,010	0	0	1,010	10/7/2023
Deon Long	New Mexico	6	577	434	0	1,011	10/15/2011
Colin Lockett	San Diego St	8	523	482	0	1,005	10/29/2011
Steve Smith Sr.	Utah	8	669	420	0	1,089	10/28/1999
Brad Roberts	Air Force	9	1,001	0	0	1,001	10/2/2021
Calvin Turner Jr.	Hawaii	9	877	324	0	1,201	12/24/2020
Charles Williams	UNLV	9	609	409	0	1,018	10/29/2016
Hunter Sharp	Utah State	9	898	146	0	1,044	11/7/2014
Brent Casteel	Utah	9	585	419	0	1,004	11/5/2005

## FALSE STARTS

### OPPONENT FALSE STARTS SINCE 2018

	FS/G	NAME	GP	OPP FS
1.	3.00	BOISE STATE	31	93
2.	2.36	North Carolina State	33	78
3.	2.20	Boston College	30	66
4.	2.11	Kentucky	36	76
5.	2.10	Syracuse	31	65
6.	2.06	Oregon	32	66
	2.06	Georgia	32	66
8.	2.03	Clemson	32	65
9.	1.97	Cincinnati	31	61
10.	1.94	Tennessee	36	70
11.	1.90	Utah	31	59
12.	1.86	Utah State	28	52
13.	1.83	Nevada	29	53
14.	1.82	Iowa	33	60
15.	1.81	Tulane	31	56
	1.81	Virginia Tech	31	56

## TWO HEADS ARE BETTER THAN ONE

While unconventional, Boise State is finding success with its two-quarterback system. Entering this week's action, the Broncos are averaging 434.3 yards of offense per game, ranking 35th nationally and second in the Mountain West. That is the highest offensive output a Boise State team has registered since the 2018 Broncos averaged 459.5 yards per game, ranking 21st nationally and second in the MW that season.

## SUCCESS IN THE MOUNTAIN WEST

Now in its 13th season in the Mountain West, Boise State has lost just 17 games in conference play, and only five of those losses have come by more than seven points.

## GROUNDING TO A HALT

How effective was Boise State's defense in the 32-7 win over Wyoming on Nov. 28? The Cowboys were limited to just 27 rushing yards on 24 attempts, the lowest rushing yardage output for Wyoming in over 13 years. The last time the Cowboys were held to a rushing yardage lower than that, it was ... Boise State in 2010. The Broncos limited Wyoming to -21 rushing yards on 28 attempts on Sept. 18, 2010 in Boise. It also marked the first time Wyoming was held to under 30 rushing yards since the Cowboys were held to 28 rushing yards at Utah State on Nov. 30, 2013.

## REMEMBER, REMEMBER THE MONTH OF NOVEMBER

It appears that as the season gets longer, the Broncos get stronger. Since Boise State moved up to the FBS level in 1996, the Broncos have gone 78-20 (.796) when playing in the month of November, resulting in a total of 21 bowl bids (and bowl eligibility in all 23 years), 14 conference championships (eight in the WAC, four in the MW and two in the Big West) and appearances in six Mountain West Championship Games.

## SILVER BELLS

Boise State doesn't embrace the cowbells like people in Starkville, Mississippi do but when Kanoani Kaniho blocked a Colorado State field goal attempt on Oct. 14, Bronco fans could hear silver bells ringing. That extended a remarkable streak where Boise State has blocked a kick now in 25 consecutive seasons. Turn to Page 24 to see the year-by-year breakdown.

## NO CAUTION HERE

Look down on the field Saturday and you are not likely to see much yellow, at least due to Boise State. The Broncos rank top 10 in the nation in all of the fewest penalty categories, ranking ninth in fewest penalties (33), fewest penalties per game (4.12) and fewest penalty yards (283) while ranking eighth in fewest penalty yards per game (35.38). The same may not be said for Fresno State as the Bulldogs rank in the 50s and 60s in those same categories.

## ARE YOU NOT ENTERTAINED?

You never know what can happen in a Boise State game, especially this year. Of the nine games the Broncos have played so far, four games (44%) have been decided by three points or less while six of the games (67%) have been decided by one possession (eight points or less). That means fans should stay in their seats for the full 60 minutes because this team will keep you entertained.

## DEFEND THE BLUE

There's not many places that are tougher environments to play on than the famous blue turf in Boise. Entering this week's contest, the Broncos have an .892 winning percentage on The Blue (133-16) since 2000. That marks the third-best home winning percentage of any team in the nation, trailing only Oklahoma (.910, 132-13) and Ohio State (.897, 139-16).

## (THE) AUSSIE RULES

James Ferguson-Reynolds continues to flip the field and show why his leg, despite from being down under, is on top of the college football game. He smashed a 71-yard punt on Oct. 7 against San Jose State, marking the longest punt in the Mountain West this season at the time.

## WHO DOES NUMBER TWO WORK FOR?

Obviously it's The Blue. Not only did Boise State match its second-largest comeback in its FBS history on Oct. 7 against San Jose State, the Broncos did so in front of the second largest crowd in Albertsons Stadium history.

### TOP CROWDS AT ALBERTSONS STADIUM

Rank	Attendance	Opponent	Date	W/L	Score
1.	37,663	Fresno State	Oct. 8, 2022	W	40-20
2.	37,491	San Jose State	Oct. 7, 2023	W	35-28
3.	37,426	Nevada	Oct. 2, 2023	L	31-41





## 2023 MOUNTAIN WEST STANDINGS (as of Oct. 29, 2023)

SCHOOL	MW	PCT	OVERALL	PCT	STK
RV/RV Air Force	5-0	1.000	8-1	.889	L1
RV/#25 Fresno State	4-1	.800	8-1	.889	W3
--/RV UNLV	4-1	.800	7-2	.778	W1
Wyoming	3-2	.600	6-3	.667	W1
<b>BOISE STATE</b>	<b>3-2</b>	<b>.600</b>	<b>4-5</b>	<b>.444</b>	<b>L1</b>
San José State	3-2	.600	4-5	.444	W3
Utah State	2-3	.400	4-5	.444	W1
Nevada	2-3	.400	2-7	.222	L1
Colorado State	1-4	.200	3-6	.333	L3
New Mexico	1-4	.200	3-6	.333	L2
San Diego State	1-4	.200	3-6	.333	L2
Hawai'i	1-4	.200	3-7	.300	W1

## 2023 MW PRESEASON POLL

RANK	TEAM (1 <sup>ST</sup> PLACE VOTES)	POINTS
1.	<b>BOISE STATE (28)</b>	<b>433</b>
2.	Air Force (2)	364
3.	Fresno State (5)	351
4.	San Diego State (1)	338
5.	San José State	293
6.	Wyoming	281
7.	Colorado State	201
8.	Utah State	194
9.	UNLV (1)	177
10.	Hawai'i	102
11.	Nevada	92
12.	New Mexico	60

## THIS WEEK IN THE MW

All Times are \*MT\*

Friday, Nov. 10

Wyoming at UNLV 8:45 p.m.

Saturday, Nov. 11

New Mexico at Boise State 8 p.m.

Nevada at Utah State 1 p.m.

San Diego State at Colorado State 6 p.m.

Fresno State at San Jose State 8:30 p.m.

Air Force at Hawai'i 9 p.m.

## PLAYERS OF THE WEEK

The following Broncos were named Mountain West Players of the Week during the 2023 season.

**Ashton Jeanty | RB**

Sept. 25, 2023 at San Diego State Offensive

**James Ferguson-Reynolds | P**

Oct. 9, 2023 San José State Special Teams

**Maddux Madsen | QB**

Oct. 9, 2023 San José State Freshman

Oct. 30, 2023 Wyoming Freshman

**Eric McAlister | WR**

Oct. 30, 2023 Wyoming Offensive

## PREVIOUS POTW WINNERS ON 2023 ROSTER

**Jonah Dalmas | K/P**

Nov. 8, 2021 at Fresno State Special Teams

Sept. 19, 2022 UT Martin Special Teams

Oct. 10, 2022 Fresno State Special Teams

Oct. 24, 2022 at Air Force Special Teams

**Taylen Green | QB**

Oct. 2, 2022 San Diego State Freshman

Oct. 31, 2022 Colorado State Offensive

Nov. 21, 2022 at Wyoming Freshman

Nov. 28, 2022 Utah State Offensive

Nov. 28, 2022 Utah State Freshman

**George Holani | RB**

Nov. 4, 2019 at San Jose State Offensive

**Ashton Jeanty | RB**

Oct. 10, 2022 Fresno State Freshman

**Kaonohi Kaniho | CB**

Oct. 11, 2021 at BYU Freshman

**Seyi Oladipo | S**

Sept. 13, 2021 UTEP Freshman

**DJ Schramm | LB**

Oct. 2, 2022 San Diego State Defensive

## SETTING THE STANDARD

It should come as no surprise that of the 10 most successful coaches in Mountain West Conference history, three of those belong to the Broncos.

RK.	COACH, SCHOOL	TENURE	MW	PCT.
1.	Urban Meyer, Utah	2003-04	13-1	.929
2.	Gary Patterson, TCU	2005-11	48-7	.873
3.	<b>Bryan Harsin, Boise State</b>	<b>2014-20</b>	<b>45-8</b>	<b>.849</b>
4.	<b>Chris Petersen, Boise State</b>	<b>2011-13</b>	<b>19-4</b>	<b>.826</b>
5.	Bronco Mendenhall, BYU	2005-10	39-9	.813
6.	<b>ANDY AVALOS, BOISE STATE</b>	<b>2021-PRES.</b>	<b>16-5</b>	<b>.762</b>
7.	Jeff Tedford, Fresno State	2017-19, 22-pres.	27-10	.730
8.	Kyle Whittingham, Utah	2005-10	35-13	.729
9.	Kalen DeBoer, Fresno State	2020-21	9-5	.643
10.	Blake Anderson, Utah State	2021-pres.	13-8	.619

## ON THIS DAY

# NOV.

# 11

THE RECORD: 10-3

THE STREAK: W5

LAST TIME:

Nov. 11, 2017

W (OT), 59-52

Fort Collins, Colo.

ATT: 32,166

## GAMES ON THIS DATE

Year	Result	Score	Opponent	Att.
1936	L	0-25	College of Idaho	-
1937	L	7-25	Eastern Oregon	-
1939	W	20-7	Lewiston Normal	-
1941	W	14-6	Gowen Field	-
1961	W	29-7	Utah Tech	-
1967	W	36-6	Yakima Valley CC	-
1972	W	31-28	Idaho State	14,017
1978	L	30-31	at Northern Arizona	14,783
1989	W	27-20	Eastern Washington	19,451
1995	W	35-7	Montana State	23,327
2000	W	66-38	Utah State	27,206
2006	W	23-20	at San Jose State	21,742
2017	W (OT)	59-52	at Colorado State	32,166

## POMP & CIRCUMSTANCE

Mountain West student-athletes who already hold a degree will have a little something extra on their jerseys this season. In conjunction with a program that started in 2019, student-athletes who have earned a degree, but have remaining eligibility will see the MW logo on their jersey replaced with one that incorporates both the MW mark and the word "GRADUATE."

Those from Boise State that have already graduated are listed below:

Cade Beresford	Garrett Curran
Billy Bowens	Cortez Hogans
Michael Callahan	DJ Schramm
Ethan Carde	Riley Smith
Stefan Cobbs	Koby Tryggstad
Tyler Crowe	Demitri Washington



## HOME WINNING PCT.

### BRONCOS ON THE BLUE SINCE 2000

NO.	NAME	RECORD
1.	.910 Oklahoma	132-13
2.	.897 Ohio State	139-16
3.	<b>.893 BOISE STATE</b>	<b>133-16</b>
4.	.860 Georgia	129-21
5.	.852 LSU	138-24
6.	.842 Oregon	128-24
7.	.836 App State	133-26
8.	.824 Alabama	126-27
9.	.822 Clemson	139-30
10.	.804 Michigan	131-32
11.	.797 Florida	122-31
12.	.795 Wisconsin	128-33
13.	.783 TCU	112-31
14.	.768 USC	109-33
15.	.766 Auburn	131-40

## GAME RECORDS

### PUNT AVERAGE (Min. 5 Punts)

AVG.	NAME	OPPONENT	NO.-YDS	DATE
1.	53.2 Trevor Harman	at Idaho	5-266	11/12/2010
2.	52.1 J. Ferguson-Reynolds	at #1071 Washington	7-365	9/2/2023
3.	50.8 J. Ferguson-Reynolds	at San Diego St.	5-254	9/22/2023
4.	50.7 Joel Velazquez	at UCF	6-304	9/2/2021
5.	50.1 Kyle Stringer	at Wyoming	7-351	9/16/2006
6.	50.0 Kyle Brotzman	at San José State	5-250	10/24/2008
50.0	J. Ferguson-Reynolds	UCF	5-250	9/9/2023
8.	49.8 Eric Guthrie	at Idaho State	5-249	11/13/1971
9.	49.5 Sean Wale	vs. Arizona	8-396	12/31/2014
10.	49.2 Gary Gorrell	vs. Utah State	5-246	11/15/1975

### LONGEST FIELD GOAL

DIST.	NAME	OPPONENT	DATE
1.	56 Jonah Dalmás	UCF	9/9/2023
	56 Roberto Moran	UC Davis	9/14/1985
3.	54 Mark Jensen	Nevada	9/18/1982
	54 Roberto Moran	Nevada	11/8/1986
5.	53 Gary Stivers	at Southern Oregon	10/25/1969
	53 Todd Belcastro	CSUN	9/5/1998

## ALL BY MYSELF...

Boise State's Ashton Jeanty can truly relate with Eric Carmen and his 1975 hit. That's because he is the only player in the country with 900-plus rushing yards AND 350-plus receiving yards. Jeanty is the seventh FBS player to do so over the last 25 seasons. See the full list on Page 9.

### THIS IS IT. THIS IS THE LIST.

Rank	Name, School	Rushing Yds	Receiving Yds
1.	Ashton Jeanty, Boise State	921	396

## NO. 2 ON HIS CHEST, NO. 1 IN OUR HEARTS

His jersey may read Number 2 but we all know Ashton Jeanty is Number 1. The sophomore running back enters this week's contest leading the nation in multiple categories and doing so with what can only be described as "video game numbers". You can see the full list on Page 4. So we tip our cap to you, Mr. Jeanty. Obviously you've been hitting "up, up, down, down, left, right, left, right, B, A, Start" prior to every game.

## RUN, RUN, AS FAST AS YOU CAN...


Can't catch him, he's the Jeanty-man! Boise State's Ashton Jeanty is quickly becoming one of the most dynamic players in the country as he enters this week's contest ranking second in the nation in all-purpose yards per game.

### ALL-PURPOSE ASHTON

Rk	Player	Cl	Pos	G	Rush	Rec	PR	KOR	INT	Misc	Plays	Yds	YPG
1	Ismail Mahdi, Texas St. (Sun Belt)	So.	RB	9	953	215	0	315	0	0	160	1,483	164.78
2	<b>Ashton Jeanty, Boise St. (MW)</b>	So.	RB	8	<b>921</b>	<b>396</b>	<b>0</b>	<b>0</b>	<b>0</b>	<b>0</b>	<b>187</b>	<b>1,317</b>	<b>164.62</b>
3	Ollie Gordon, Oklahoma St. (Big 12)	So.	RB	9	1,225	219	0	0	0	0	196	1,444	160.44
4	Lajohntay Wester, Fla. Atlantic (AAC)	Jr.	WR	9	31	1,004	269	30	0	0	106	1,334	148.22
5	Malik Washington, Virginia (ACC)	Sr.	WR	9	9	1,044	0	254	0	0	94	1,307	145.22

## CLOSE CALLS

Entering this week's game, Boise State has played in more close games than almost anyone in the nation. To date, the Broncos have played in the second-most number of games decided by three points or less and the third-most number of games decided by one possession (defined by eight points or less) this season.



HOLD ON TO YOUR BUTTS

### GAMES DECIDED BY 3 PTS OR LESS

Rk	No.	Team
1.	5	Boston College
2.	<b>4</b>	<b>BOISE STATE</b>
	4	Akron
	4	Houston
	4	Minnesota
	4	UCF
7.	3	13 tied

### GAMES DECIDED BY ONE POSSESSION

Rk	No.	Team
1.	8	Old Dominion
2.	7	Boston College
3.	<b>6</b>	<b>BOISE STATE</b>
	6	Akron
	6	Arkansas
	6	Central Michigan
	6	Colorado
	6	Fresno State
	6	North Texas
	6	Northern Illinois
	6	San Diego State
12.	5	16 tied

## ESTABLISHING A LEGACY

The Broncos are the second-winningest football program by percentage in the country since 2000 (.806, 245-59), trailing only Ohio State (.836; 245-48).





## STARTING A YOUTH MOVEMENT

Tim Keane deserves a tip of the cap. Entering the Nov. 11 game against New Mexico, Boise State has the fourth-most number of starts on the offensive line by freshman in the nation this year with two players totaling 16 starts.

## FRESHMEN (TRUE AND REDSHIRT) STARTS ON OL

Team	No. of Players	No. of Starts
Kent State	4	19
Baylor	3	17
Boise State	2	16
Texas A&M	2	14
Temple	3	13

## DEFENDERS OF THE WEST. CRUSHIN' ALL PRETENDERS IN THE WEST

Since 2000, Boise State has been leader of the Team with the Broncos registering more wins (245) than any other west coast team by over 20 victories with Oregon (220), Southern California (201), Utah (199) and BYU (192) following. That's not a number to quack at. See the full list on Page 5.

## FLIP THE SCRIPT

Credit James Ferguson-Reynolds for flipping the field this season. The sophomore punter from the Land Down Under ranks first nationally with an average of 49.8 yards per punt. He punted seven times for an average of 52.1 yards per punt in the season-opener against Washington, the second-highest single-game total in program history. 19 of his punts have traveled over 50 yards and 18 have been downed inside the 20-yard line.

## DOUBLE DOUBLE TOIL AND TROUBLE

No, you're not seeing double, but Boise State and offensive coordinator Bush Hamdan are brewing up a spell. The Broncos have shifted two a two-quarterback system in order to maximize the team's offensive output. This system is not new to Boise State as Bart Hendricks and Nate Sparks shared snaps in 1997 and 1998. Then in 2017, Brett Rypien and Montell Cozart tag teamed the QB spot. Nor is this idea new to college football this year, as you'll see the teams employing this system below.

## TWO QUARTERBACK SYSTEMS IN EFFECT IN 2023

Ball State	East Carolina	Utah
Boise State	Navy	
Bowling Green	Stanford	

## WE HANG BANNERS HERE

The Broncos currently have 14 league titles since 1996, when they joined the Football Bowl Sub-division, tied with Oklahoma for the most in the country during that time. Ohio State (13) and Florida State (11) are the only other schools in the country to win double-digit conference titles during that time. The Broncos have won 35 conference championships all-time, including four in the Mountain West, eight in the WAC, two in the Big West, six in the Big Sky and 15 in the Inter-mountain Collegiate Athletic Conference (ICAC).

## MANE EVENT

The most famous Clydesdales in the world carry Budweiser beer at official Anheiser-Busch events. The second-most famous Clydesdales in the world pave the way for Broncos to carry the ball into the end zone. Known for its big man package dubbed the "Clydesdale" package, Boise State can be seen lining up near the goal line with up to a trio of defensive linemen in the game as Braxton Fely, Michael Callahan and Herbert Gums contribute on both sides of the ball.

## SENSATIONAL SPECIALISTS

So far this season, kicker Jonah Dalmás and punter James Ferguson-Reynolds have been superb for the Broncos. Boise State is the only team in the nation to have a kicker that has made a field goal of 49 yards or longer and a punter averaging over 49 yards per punt. Dalmás tied a program record with a 56-yard field goal against UCF while Ferguson-Reynolds leads the country with an average of 49.8 yards per punt. Ferguson-Reynolds has averaged over 50 yards per punt in six games this season while Dalmás has made two field goals of 50-yards or longer.

## SCHOOLS WITH 49-PLUS MARKS IN KICKING AND PUNTING

School	Kicker	Long FG in '23	Punter	Punt Avg.
Boise State	Jonah Dalmás	56 yards	James Ferguson-Reynolds	49.8

## ALL-TIME WINNING PCT.

### AS FBS MEMBERS

PCT.	NAME	RECORD
1. .734	Ohio State	961-331-53
2. .733	Alabama	961-336-43
3. .732	Michigan	997-353-36
4. .730	Notre Dame	945-337-42
5. .726	Oklahoma	941-339-53
6. .725	<b>BOISE STATE</b>	<b>487-184-2</b>
7. .702	Texas	943-391-33
8. .697	USC	874-365-54
9. .689	Penn State	927-407-42
10. .681	Nebraska	917-420-40
11. .672	Tennessee	873-412-53
12. .670	Florida State	576-280-17
13. .665	Georgia	876-428-54
14. .654	LSU	839-433-47
15. .652	Coastal Carolina	163-87-0

## DON'T BLINK

### HIGHEST SCORING TEAMS SINCE 2000

PPG	NAME	GP	PTS
1. 38.789	Oklahoma	313	12,141
2. 37.503	Oregon	300	11,251
3. 37.191	<b>BOISE STATE</b>	<b>303</b>	<b>11,269</b>
4. 35.778	Texas Tech	297	10,626
5. 35.051	Ohio State	292	10,235
6. 34.647	Texas	300	10,394
7. 33.291	USC	285	9,488
8. 32.815	TCU	298	9,779
9. 31.933	Kansas State	299	9,548
10. 31.628	Louisville	298	9,425

## CARNAC THE MAGNIFICENT

Here's a look at future non-conference schedules in the coming years for Boise State:

2024	2029
Aug. 31 at Georgia Southern	Sept. 1 at Cincinnati
Sept. 7 Oregon State	Sept. 8 at Washington
Sept. 14 at Oregon	
2025	2030
Aug. 30 at USF	Aug. 31 at Memphis
Sept. 6 Eastern Washington	2031
Sept. 13 Oregon	Sept. 13 Memphis
Sept. 20 at Houston	
2026	2032
Sept. 5 at Oregon	Sept. 4 at Rice
Sept. 12 East Carolina	Sept. 11 Washington State
TBA Memphis	2033
	Sept. 10 at Washington State
2027	2035
Sept. 11 USF	Sept. 8 Rice
Sept. 18 at Marshall	
2028	
Sept. 2 Cincinnati	
Sept. 9 at East Carolina	
Sept. 16 Georgia Southern	



## CAREER RECORDS

### RUSHING YARDAGE

NO.	NAME	YEARS
1.	4,475 Cedric Minter	1977-80
2.	4,183 Ian Johnson	2005-08
3.	4,045 Brock Forsey	1999-2002
4.	3,796 Jay Ajayi	2012-14
5.	3,437 Chris Thomas	1987-91
6.	3,431 Doug Martin	2008-11
7.	3,205 Jeremy McNichols	2014-16
8.	<b>3,053 GEORGE HOLANI</b>	<b>2019-PRES.</b>
9.	3,034 Rodney Webster	1980-83
10.	2,932 Jeremy Avery	2007-10

### RUSHING ATTEMPTS

NO.	NAME	YEARS
1.	813 Brock Forsey	1999-2002
2.	810 Chris Thomas	1987-91
3.	753 Ian Johnson	2005-08
4.	752 Cedric Minter	1977-80
5.	678 Jay Ajayi	2012-14
6.	672 Rodney Webster	1980-83
7.	617 Doug Martin	2008-11
8.	<b>600 GEORGE HOLANI</b>	<b>2019-PRES.</b>
9.	581 Alexander Mattison	2016-18
10.	571 Jeremy McNichols	2014-16

### POINTS AFTER TOUCHDOWN

NO.	NAME	YEARS
1.	238 Kyle Brotzman	2007-10
2.	213 Nick Calaycay	1999-2002
3.	174 Dan Goodale	2011-14
4.	156 Tyler Jones	2001-04
5.	<b>145 JONAH DALMAS</b>	<b>2020-PRES.</b>
6.	122 Mike Black	1988-91
	122 Anthony Montgomery	2005-06
8.	117 Tyler Rausa	2014-16
9.	114 Haden Hoggarth	2017-18
10.	98 Kenrick Camerud	1979-81
	98 Greg Erickson	1993-95

### FIELD GOALS

NO.	NAME	YEARS
1.	<b>69 JONAH DALMAS</b>	<b>2020-PRES.</b>
2.	67 Kyle Brotzman	2007-10
3.	51 Mike Black	1988-91
4.	46 Tyler Jones	2001-04
5.	45 Nick Calaycay	1999-2002

### SCORING

NO.	NAME	YEARS
1.	439 Kyle Brotzman	2007-10
2.	408 Brock Forsey	1999-2002
3.	356 Ian Johnson	2005-08
4.	<b>352 JONAH DALMAS</b>	<b>2020-PRES.</b>
5.	348 Nick Calaycay	1999-2002
6.	330 Jay Ajayi	2012-14
	330 Jeremy McNichols	2014-16
8.	294 Tyler Jones	2001-04
9.	288 Doug Martin	2008-11
10.	282 Dan Goodale	2011-14

## BUCK THIS

Boise State cornerback Markel Reed refused to allow his career be concluded by a knee injury last year. Instead, the redshirt senior has valiantly worked his way back onto the field and, for his efforts, been named to the 2023 Comeback Player of the Year Award Watch List. Hailing from Temple, Texas, Reed one of 49 players to advance to the next stage of the watch list, which began with 100 student-athletes. Temple, Texas, is one of 49 players to advance to the next stage of the watch list, which began with 100 student-athletes.

## DALMAS CONNECTS

Kicker Jonah Dalmás has established himself as a threat anytime he steps on the field and that was reaffirmed on Sept. 9. The senior from Meridian is practically hitting field goals from Meridian after tying the school record with a 56-yard field goal made against UCF. After kicking his 68th career field goal to set the program record, Dalmás made a 52-yarder at Fresno State.

That also marked the fifth time in his career Dalmás has converted a field goal attempt of 50 yards or longer.

### DALMAS FIELD GOALS

Date	Distance	Opponent	Location
12/19/2020	51	vs. San Jose State	Las Vegas, Nev. <sup>MW</sup>
	50	vs. San Jose State	Las Vegas, Nev. <sup>MW</sup>
10/22/2022	51	at Air Force	USAF, Colo.
9/9/2023	56	UCF	Boise, Idaho
11/4/2023	52	Fresno State	Fresno, Calif.

## THIS BLUE HELLSCAPE IN BOISE

There's not many places that are tougher environments to play on than the famous blue turf in Boise, otherwise known as "This Blue Hellscape in Boise," as coined by the Casper Star-Tribune's Ryan Thornton following Boise State's 32-7 demolishing of Wyoming on Oct. 28, 2023. Entering this week's contest, the Broncos have an .892 winning percentage on The Blue (133-16) since 2000. That marks the third-best home winning percentage of any team in the nation, trailing only Oklahoma (.910, 132-13) and Ohio State (.897, 139-16).

## DON'T CALL IT A COMEBACK

Or do. Call it whatever you want except you can't call it a loss. Despite trailing 27-7 to San Jose State on Oct. 7 at Albertsons Stadium, the Broncos played the full 60 to rally for a 35-27 win over the Spartans. That matched the second-largest come-from-behind win in the program's FBS era (since 1996).

Trailing (Score)	Won by (Score)	Opponent	Date
-25 (3-28)	+7 (59-52)	Colorado State	11/11/2017
<b>-20 (7-27)</b>	<b>+8 (35-27)</b>	<b>San Jose State</b>	<b>10/7/2023</b>
-20 (0-20)	+9 (38-29)	San Diego State	11/15/2014
-18 (6-24)	+5 (36-31)	at Florida State	8/31/2019
-17 (7-24)	+4 (55-51)	at New Mexico State	11/7/1998
-17 (6-23)	+7 (30-23 OT)	at Idaho	11/22/1997

## NO SURPRISE HERE

Boise State is the preseason favorite to win the Mountain West in 2023, marking the 16th straight season that the Broncos have been picked to claim either a conference or division crown, including every year since joining the MW in 2011. The Broncos earned 28 of 37 first-place votes to top the preseason poll with 433 points.

## A RARE OCCURRENCE

On Sept. 9 at Albertsons Stadium, a sellout crowd witnessed something that had only happened twice before in NCAA history. The Boise State vs. UCF game was only the third time in the 154-year history of NCAA Football that opposing kickers hit field goals of 55-plus yards in the same game. It previously happened on Oct. 15, 1977 in the Texas vs. Arkansas game held in Fayetteville and then was repeated in the Arizona vs. Washington State game on Oct. 28, 2017 in Tucson.

Date	Home Team Kicker	Long FG	Visiting Team Kicker	Long FG
Oct. 15, 1977	Steve Little, Arkansas	67	Russell Exlerben, Texas	58
Oct. 28, 2017	Lucas Havrisik, Arizona	57	Erik Powell, Washington State	56
<b>Sept. 9, 2023</b>	<b>Jonah Dalmás, Boise State</b>	<b>56</b>	<b>Colton Boomer, UCF</b>	<b>55</b>





## WINNING WAYS

If you've read to this point, perhaps you're seeing a trend. Boise State knows a thing or two about football. In fact, the Broncos currently rank sixth in the nation in all-time winning percentage at the FBS level with a .724 mark. Wake up the Echoes because that is just one percentage point behind Oklahoma (.725), five percentage points behind Notre Dame (.729) and nine points behind the alleged Champions of the West, Michigan (.733). Ohio State (.734) has the best all-time winning percentage while Alabama is close behind at .7332.

## BLUE IS AN INTERNATIONAL COLOR

It has to be, considering the Broncos have four players on its roster that have come from overseas in order to play football at Boise State. So yes, it's more than just lip service when we proclaim that student-athletes come from far and wide to play on The Blue. BSU's roster features the following players with international roots: James Ferguson-Reynolds (Geelong, Australia), Ahmed Hassanein (Cairo, Egypt), Prince Strahan (Freeport, Grand Bahama) and Max Stege (Cologne, Germany).

## BLOCK LIKE AN EGYPTIAN

Known for setting records, Boise State has achieved another first. Defensive lineman Ahmed Hassanein, who was raised in Cairo, Egypt, is the first player from Egypt to ever play Division I football. Even more remarkable, he did not even speak English until five years ago. Anyone who speaks to the bilingual Hassanein would be surprised to learn that fact as he is nearly fluent in English.

But how rare is that recruiting area? In all of Division I sports (not just football), there were only 53 Egyptians participating in intercollegiate athletics during the 2021-22 academic calendar year (the last year of data publicly available).

## SAY WHAT?

If Boise State opponents think a little noise is going to throw off the Broncos defensive line, they might want to rethink that strategy. The unit led by Erik Chinander has learned to communicate regardless of the decibel level and that was the easy part. Across the line, Chinander's unit speaks a total of eight different languages including: English, Arabic, German, Spanish, French, Samoan, Greek and ASL. Each game, the unit affectionately named the "United Nations" looks to unite themselves with opposing quarterbacks. Ready, Set, Hutt! jahizi, jahizi, hut! Auf die Plätze, fertig, Hutt! Listo, listo, Hutt! À vos marques, prêts, Hutt! Sauni, Seti, Hutt! Έτοιμος, Σετ, Χατ!

### Boise State defensive linemen that are multilingual

#95 DT Max Stege – German, French, English  
 #97 DT JJ Talo – English, Samoan  
 #60 DT Spencer Gieg – English, ASL  
 #92 DT Michael Callahan – English, German  
 #90 DT Braxton Fely – English, Spanish  
 #91 DE Ahmed Hassanein – Arabic, English  
 #38 DE Demetri Washington – English, Greek

## THE MAGIC NUMBER IS 140

Boise State is 16-5 under Andy Avalos when rushing for 140 yards or more, including 7-1 last season (the only loss was to Fresno State in the Mountain West Championship Game).

## YOU CAN'T STOP THIS STAMPEDE

Boise State has produced one of the most prolific and powerful offenses since 2000, a fact that should not surprise anyone. Since the turn of the century, the Broncos have averaged 37.168 points per game, a mark that ranks third in the nation behind only Oklahoma (38.742) and Oregon (37.588). See the top 10 list on Page 9.

## THIRTY FOR THIRTY

Boise State's offense is on a roll, moreso than it has been in a while. As of the Nov. 4 game at Fresno State, the Broncos have scored 30 or more points now in seven consecutive games. That is the longest such stretch for the Orange and Blue since scoring 30 or more in seven straight games during the 2014 season. That season, which was Boise State's third Fiesta Bowl championship campaign, lasted from Oct. 4 through Nov. 29.

## SITUATIONALLY SPEAKING

Situation	2023	Under Avalos
Overall	4-5	21-14
Mountain West	3-2	16-5
Non-Conference	0-3	5-9
Current Streak	L1	L1
Playing at home	3-1	11-6
Current Home Streak	W3	W3
Playing on the road	1-4	9-8
Current Road Streak	L3	L3
Playing on a neutral field	0-0	1-0
Playing at night	2-2	10-6
Playing during the day	2-3	11-8
BSU scores more points than opponent	4-0	21-0
Opponent scores more points than BSU	0-5	0-14
BSU scores on first possession	1-1	6-5
Opponent scores on first possession	0-1	5-4
BSU scores first	2-2	13-8
Opponent scores first	2-2	8-5
BSU leads after 1st quarter	2-4	10-9
Opponent leads after 1st quarter	2-1	7-2
Tied after 1st quarter	0-0	4-3
BSU leads at halftime	2-3	15-6
Opponent leads at halftime	1-2	5-7
Tied at halftime	1-0	1-1
BSU leads after 3rd quarter	3-2	19-2
Opponent leads after 3rd quarter	1-3	2-12
Tied after 3rd quarter	0-0	0-0
Games goes to overtime	0-0	0-0
BSU has more total yards	3-2	18-4
Opponent has more total yards	1-3	3-10
BSU has more rushing yards	4-3	18-4
Opponent has more rushing yards	0-2	3-10
Teams have even rushing yards	0-0	0-0
BSU has more passing yards	2-2	14-6
Opponent has more passing yards	2-3	7-8
BSU has more turnovers	3-3	5-9
Opponent has more turnovers	1-1	11-3
Teams have equal turnovers	0-1	5-2
BSU has more penalties	1-1	9-3
Opponent has more penalties	3-3	12-9
Teams have equal penalties	0-1	0-2
BSU has more time of possession	1-4	16-5
Opponent has more time of possession	3-1	5-9
BSU has 100-yard rusher	2-2	12-3
Opponent has 100-yard rusher	0-2	3-6
BSU scores at least 20 points	4-3	20-7
Opponent scores at least 20 points	2-3	5-12
BSU throws for 300 yards	0-2	2-3
Opponent throws for 300 yards	1-3	3-5
Playing on natural grass	1-0	3-2
Playing on artificial surface	3-5	18-12
BSU defense scores	0-0	1-1
Opponent defense scores	0-1	0-3
BSU returns KO/Punt for touchdown	0-0	3-0
Opponent returns KO/Punt for touchdown	0-1	2-3
On ABC	0-1	1-1
On CBS	0-0	2-1
On CBS Sports Network	2-1	8-2
On ESPN	0-0	1-2
On ESPN2	0-1	0-1
On FOX	0-0	0-1
On FS1	1-2	8-5
On FS2	1-0	1-1



## CONFERENCE WINNING PCT.

### SINCE 2000

	PCT.	NAME	RECORD
1.	.879	BOISE STATE	160-22
2.	.850	Ohio State	158-28
3.	.797	Oklahoma	165-42
4.	.716	Oregon	146-58
5.	.703	USC	137-58
6.	.685	BYU	61-28
7.	.680	LSU	132-62
8.	.668	TCU	133-66
	.668	Texas	135-67
10.	.665	Florida State	123-62
11.	.656	Florida	128-67
12.	.645	Fresno State	120-66
13.	.640	Virginia Tech	121-68
14.	.632	Utah	122-71
15.	.618	Miami	115-71

## CAREER RANKS

Several Boise State players are making an impact across the course of their careers and rank among the active top 35 career leaders in FBS.

### Jonah Dalmas

Rk	Category	Stat
3	Field Goals Made Per Game	1.64
4	Field Goals	69
4	Points Per Game	8.4
5	Field Goal Percentage	.873
6	Points	352
8	Extra Points (Kicking)	145
19	PAT Percentage	.980

### James Ferguson-Reynolds

Rk	Category	Stat
8	Punt Average	44.8
19	Punts Per Game	4.59

### George Holani

Rk	Category	Stat
5	All-Purpose Total Plays	694
6	Total Rushes	600
8	Rushing Yards	3,053
15	All-Purpose Yards	3,814
17	All-Purpose Plays Per Game	16.14
20	Rushes Per Game	13.95
27	Highest Gain Per Rush	5.1
24	Total Touchdowns Scored	28
29	All-Purpose Yards Per Game	88.70

### Ashton Jeanty

Rk	Category	Stat
8	All-Purpose Yards Per Game	105.23
17	Rushes Per Game	14.23
16	All-Purpose Plays Per Game	16.27

### Seyi Oladipo

Rk	Category	Stat
29	Interception Return Yards	131

## PUTTING OUR HOOF DOWN

Thou shall not enter. That's what opposing defenses should know as they approach the Boise State offensive line. Entering this week's action, Boise State ranks 13th in the country in fewest sacks allowed with an average of just 1.11 per game, the third-best mark the Broncos have registered since 2012. It trails last season's mark of 1.00 sacks allowed per game while the 2012 Broncos allowed only 0.77 sacks per game.

### SACKS ALLOWED

Season	Nat'l	MW	Stat
2012	6th	2nd	0.77
2022	10th	2nd	1.00
2023	13th	2nd	1.11

## NOT EXACTLY THREE-AND-OUT

Last season Boise State won four consecutive games from Sept. 30 to Oct. 29 to extend one of the nation's longest streaks. The Broncos have won at least three straight games now for 24 consecutive seasons. Only Georgia has a longer active streak, putting together a streak for 25 consecutive years.

## AMONG THE LEAGUE'S LEADERS

With four players hailing from overseas that have come to play football at Boise State, the Broncos rank tied for second in the Mountain West Conference with the most international players on their roster. Hawai'i (6 or 13) leads the way while Colorado State and New Mexico also have four each. No, we didn't forget how to read a globe. The difference of opinion in Hawai'i's number is because the Warriors have seven players on their roster from American Samoa which is actually a U.S. Territory and not an independent nation. Mrs. Morris in Ninth Grade World Civ would be proud we actually did pay attention in class.

## SACK IT TO ME

Since 2010, Boise State's defensive line has maintained a close and personal relationship with opposing quarterbacks. During that span, the Broncos have registered 457 sacks, a mark that ranks eighth in the FBS and the highest of any Group of 5 program by 19 sacks as Marshall has tallied 438 in that time span.

	Total	Team	2023	2022	2021	2020	2019	2018	2017	2016	2015	2014	2013	2012	2011	2010
1.	567	Clemson	20	44	42	46	46	54	46	49	48	45	38	34	24	31
2.	528	Alabama	29	38	57	35	32	45	40	54	53	31	22	35	30	27
3.	504	Pittsburgh	25	48	54	46	51	32	23	43	37	19	25	24	43	34
4.	491	Penn State	38	43	27	22	45	47	42	40	46	31	28	34	31	17
5.	478	Ohio State	17	34	37	21	54	41	45	28	38	45	42	30	23	23
6.	473	Texas A&M	34	19	39	28	29	37	43	39	37	36	21	31	51	29
7.	464	Virginia Tech	31	23	25	36	38	24	32	32	26	48	39	35	41	34
8.	457	BOISE STATE	19	30	28	18	40	39	34	29	33	47	30	38	24	48
9.	456	Florida State	25	40	33	10	32	28	29	51	32	17	35	36	40	48
10.	453	N.C. State	27	28	33	32	35	35	30	37	32	30	20	33	40	41
...																
111.	285	New Mexico	9	28	25	14	22	26	21	27	30	24	16	21	10	12

## DOLLAR DALMAS

Why should we call Jonah Dalmas by the nickname "Dollar"? Because he's money scoring one after touchdowns. Dalmas enters this game with 145 career points after touchdown, a mark that ranks fifth in school history. The school record for career PATs is Kyle Brotzman who successfully converted 238 PATs during his career from 2007-10.

More than that, the 145 points scored after touchdown ranks Dalmas eighth in the FBS among the active career leaders.

## AND I GUESS THAT'S WHY THEY CALL IT THE BLUE(S)

Under Andy Avalos, Boise State opponents have reached the red zone 99 times. Over half the time, those possessions have resulted in three points or the opponent coming up empty. The Broncos' defense has allowed 80 scores, 48 of which were touchdowns. To put another way, in the red zone, Bronco opponents kicked 32 field goals and failed to score 19 times – three or zero on 51 of 99 trips inside the Boise State 20-yard line (51.5% of the time). Last season, Boise State gave up 12 field goals and 16 touchdowns on 35 opponent possessions inside the 20-yard line.





## NONE FOR US, THANK YOU

Boise State enters this week's contest with a Mountain West-leading 334 games played without being shut out. More than just leading the next best MW team by 190 games, the Broncos record of consecutive games scoring ranks eighth in the nation while ranking sixth nationally among active streaks.

### Consecutive Games Without Being Shut Out

1.	445	Florida	1988-present
2.	390	TCU	1991-present
3.	366	Michigan	1984-2014
	366	Georgia	1995-present
	366	Virginia Tech	1995-present
6.	362	BYU	1975-2003
7.	348	Nebraska	1996-present
8.	334	Boise State	1997-present

## TWO-FOUR GOING FOR THREE

Redshirt senior George Holani has bookended his career with 1,000-yard rushing seasons, recording 1,014 yards on the ground during his freshman season in 2019 and then grinding out 1,157 yards last season. Entering the 2023 campaign, Holani is looking to hit four figures on the ground this year to become the first Bronco to do so in back-to-back seasons since current Minnesota Viking Alexander Mattison achieved the feat on The Blue in 2017-18.

## HE'S NOT THE ONLY ONE

George Holani posted six performances last season where he recorded 100 yards or more on the ground, including a season-high 157 yards against Fresno State on Oct. 8, 2022. That gives the redshirt senior 12 performances of 100-plus yards on the ground in his career entering the 2023 season.

## HE SCORES OTHER WAYS TOO

Don't think that Jonah Dalmas has it easy though. He is also just as successful at kicking field goals. Dalmas kicked three field goals at Fresno State to put his career total at 69, passing Kyle Brotzman's school record. That ranks him fourth in FBS among the active career leaders in field goals made.

## OUR SPECIAL TEAMS ARE SPECIAL

### PUNT RETURN FOR A TOUCHDOWN

Boise State is one of only three schools nationally (San Diego State and Kansas State) to have a punt return for a touchdown in each of the last six seasons. The Broncos extended their streak last year with a blocked a punt for a score against New Mexico when Andrew Simpson broke through the Lobos' line and Deven Wright recovered in the end zone.

### BOISE BLOCKS

Last season Kaonohi Kaniho blocked a field goal at Nevada on Nov. 12. That block gave the Broncos multiple blocked kicks in five consecutive seasons, the longest active streak in the nation. Kaniho repeated that feat this season on Oct. 14, blocking a field goal attempt at Colorado State to extend Boise State's streak to 25 consecutive years blocking a kick.

### BOISE BLOCKS - PART II, ELECTRIC BOOGALOO

In 2021, the Broncos tied for 10th nationally with four blocked kicks. Last season Boise State stopped two kicks to rank 36th nationally. That extended another streak as Boise State has blocked a punt in eight consecutive seasons entering the 2023 campaign.

## CHAMPIONSHIP COORDINATES

Trying to find your way to the conference championship trophy? Adventurers everywhere need only plug in the coordinates 43.6028° N, 116.1959° W. Those coordinates will lead you to none other than Albertsons Stadium in Boise.

That's not just wishful thinking, either. The Broncos currently have 14 league titles since 1996, when they joined the Football Bowl Subdivision, tied with Oklahoma for the most in the country during that time. Ohio State (13) and Florida State (11) are the only other schools in the country to win double-digit conference titles during that time.

The Broncos have won 20 conference championships all-time, including four in the Mountain West, eight in the WAC, two in the Big West and six in the Big Sky.

## RANKINGS INFO

Boise State entered the 2023 season receiving votes in both the AP and Coaches Poll.

The Broncos have finished the year ranked after opening the season unranked eight times - 2002, 2003, 2004, 2006, 2008, 2014, 2017 and 2019. In two of those seasons, 2006 and 2014, the Broncos capped the year with a victory in the Fiesta Bowl.

AP POLL				
RK	SCHOOL (1ST PLACE)	POINTS	PRV	RECORD
1	Georgia (48)	1,553	1	8-0
2	Michigan (9)	1,494	2	8-0
3	Ohio State (3)	1,446	3	8-0
4	Florida State (3)	1,421	4	8-0
5	<b>Washington</b>	<b>1,327</b>	<b>5</b>	<b>8-0</b>
6	Oregon	1,235	8	7-1
7	Texas	1,189	7	7-1
8	Alabama	1,114	9	7-1
9	Penn State	1,044	10	7-1
10	Oklahoma	1,010	6	7-1
11	Mississippi	990	12	7-1
12	Notre Dame	847	14	7-2
13	Louisiana State	816	15	6-2
14	Missouri	714	16	7-1
15	Louisville	666	18	7-1
16	Oregon State	557	11	6-2
17	<b>Air Force</b>	<b>526</b>	<b>19</b>	<b>8-0</b>
18	Utah	510	13	6-2
19	Tennessee	473	21	6-2
20	UCLA	331	23	6-2
21	Tulane	303	22	7-1
22	Kansas	250	NR	6-2
23	James Madison	192	25	8-0
24	Southern California	139	24	7-2
25	Kansas State	112	NR	6-2

Others receiving votes: Oklahoma State 77, North Carolina 54, Liberty 47, Fresno State 16, Miami (FL) 11, Arizona 6, Toledo 3, Rutgers 2

COACHES POLL								
RK	TEAM	RECORD	PTS	1STPREV	CHG	Hi/Lo		
1	Georgia	8-0	1590	58	1	—	1/1	
2	Michigan	8-0	1520	3	2	—	2/2	
3	Ohio State	8-0	1454	3	3	—	3/4	
4	Florida State	8-0	1439	0	4	—	3/8	
5	<b>Washington</b>	<b>8-0</b>	<b>1344</b>	<b>0</b>	<b>5</b>	—	<b>5/11</b>	
6	Texas	7-1	1212	0	7	+1	4/12	
7	Oregon	7-1	1211	0	9	+2	7/15	
8	Alabama	7-1	1187	0	8	—	3/12	
9	Penn State	7-1	1072	0	10	+1	5/10	
10	Mississippi	7-1	1021	0	11	+1	10/22	
11	Oklahoma	7-1	948	0	6	-5	6/19	
12	Notre Dame	7-2	847	0	14	+2	9/21	
13	Louisiana State	6-2	809	0	15	+2	5/23	
14	Missouri	7-1	741	0	16	+2	14/NR	
15	Louisville	7-1	701	0	18	+3	15/NR	
16	Tennessee	6-2	553	0	20	+4	9/20	
17	<b>Air Force</b>	<b>8-0</b>	<b>523</b>	<b>0</b>	<b>19</b>	<b>+2</b>	<b>17/NR</b>	
18	Utah	6-2	509	0	13	-5	10/19	
19	Oregon State	6-2	465	0	12	-7	12/21	
20	UCLA	6-2	309	0	24	+4	20/NR	
21	Tulane	7-1	304	0	23	+2	21/NR	
22	Southern California	7-2	239	0	22	—	5/22	
23	Kansas	6-2	182	0	NR	+15	23/NR	
24	James Madison	8-0	169	0	25	+1	24/NR	
25	North Carolina	6-2	120	0	17	-8	10/25	

Others receiving votes: Kansas State 85, Oklahoma State 62, Fresno State 51, Miami (FL) 35, Duke 33, Iowa 20, Arizona 18, Liberty 15, SMU 6, Florida 3, UNLV 1, Kentucky 1



## NOVEMBER RAIN

### BOISE STATE RECORDS IN NOV.

SEASON	RECORD IN NOV.	NOTE
1996	1-3	First Year in FBS
1997	1-2	
1998	1-1	
1999	3-0	Big West Champs, H-Bowl Champs
2000	3-0	Big West Champs, H-Bowl Champs
2001	3-1	Bowl eligible (8-4)
2002	2-0	WAC Champs, H-Bowl Champs
2003	3-0	WAC Champs, Ft. Worth Bowl Champs
2004	3-0	WAC Champs, Liberty Bowl bid
2005	3-1	WAC Champs, MPC Comp. Bowl bid
2006	4-0	WAC Champs, Fiesta Bowl Champs
2007	3-1	Hawai'i Bowl bid
2008	5-0	WAC Champs, Poinsettia Bowl bid
2009	4-0	WAC Champs, Fiesta Bowl Champs
2010	3-1	WAC Champs, Las Vegas Bowl Champs
2011	3-1	Las Vegas Bowl Champs
2012	2-1	MW Co-Champs, Las Vegas Bowl Champs
2013	3-1	Hawai'i Bowl bid
2014	4-0	MW Champs, Fiesta Bowl Champs
2015	1-2	Poinsettia Bowl Champs
2016	3-1	Cactus Bowl bid
2017	3-1	MW Champs, Las Vegas Bowl Champs
2018	4-0	MW Ch'ship Game, First Resp. Bowl bid
2019	5-0	MW Champs, Las Vegas Bowl bid
2020	2-1	MW Championship Game appearance
2021	3-1	Bowl eligible (7-5)
2022	3-1	MW Ch'ship Game app, Frisco Bowl Champs
2023	0-1	

## A BRONCO LEADS THE BRONCOS

Boise State is in its third season with Andy Avalos at the helm of the program. As a Bronco student-athlete, Avalos was a four-year letterwinner, served as team captain, earned a pair of first-team all-conference accolades at linebacker and was a member of the All-Blue Team – a selection of the 30 greatest players in school history, as voted on by the Bronco fan base, in the 30th anniversary season of the world-famous turf. Avalos initially returned to The Blue in a coaching capacity in 2012 as defensive line coach, took over as linebackers coach in 2014 and was then promoted to defensive coordinator in 2016. After three seasons leading the Bronco defense, Avalos left for Oregon, where the Ducks captured a Rose Bowl victory in his first season and earned a spot in the Fiesta Bowl in his second.



## DRIP DEFINED

We're so blue collar that our blue collars say "BLUE COLLAR".

Boise State unveiled a new look for the 2017 season, the first time the Broncos had overhauled their Nike uniforms since 2011.

Included in the new slate were blue, orange and white, and the jerseys featured new stripes on the sleeves and "Blue Collar" on the inside of the neck. The Broncos added a black set of uniforms that were unveiled against Air Force, Sept. 20, 2019.

The uniforms are from the Nike Vapor Untouchable line, with stretch woven material, a seamless front and shoulders and laser perforation fabric instead of mesh. The uniforms combine materials and science designed for speed and comfort for the players, based on four core principles – fit, durability, weight and core body temperature.

A look at the Broncos' all-time uniform combination records can be found to the left while this season's uniform tracker can be found below.

GAME 1 AT WASHINGTON



GAME 2 vs. UCF




GAME 3 vs. NORTH DAKOTA



GAME 4 AT SAN DIEGO STATE



GAME 5 AT MEMPHIS



GAME 6 vs. SAN JOSÉ STATE



GAME 7 AT COLORADO STATE



GAME 8 vs. WYOMING



GAME 9 AT FRESNO STATE



GAME 10 vs. NEW MEXICO



GAME 11 AT UTAH STATE



GAME 12 vs. AIR FORCE



## SEE THE SWAG

Helmet	Jersey	Pants	2023 Overall	Stk	Last
Black	Black	Black	0-0	7-4	L1 11/5/22 vs BYU
Black	Blue	Black	0-0	4-0	W4 10/8/22 @Fresno
Black	Gray	Black	0-0	1-0	W1 9/28/13 vs SoMiss
<b>Black</b>	<b>White</b>	<b>Black</b>	<b>0-1</b>	<b>3-2</b>	<b>L1 11/4/23 @FS</b>
Black	White	Orange	0-0	1-0	W1 10/31/15 @UNLV
Black	White	White	0-0	0-1	L1 11/25/16 @AFA
Blue	Black	Black	0-0	1-0	W1 11/4/16 vs SJSU
Blue	Black	Blue	1-0	2-0	W2 10/7/23 vs SJSU
Blue	Blue	Blue	0-1	111-7	L2 9/9/23 vs UCF
Blue	Blue	White	0-0	5-7	W1 9/17/22 vs UTM
Blue	Gray	Blue	0-0	4-0	W4 9/7/13 vs UTM
Blue	Gray	Gray	0-0	2-0	W2 10/3/15 vs HAW
Blue	Orange	Blue	0-0	7-4	W3 12/3/11 vs UNM
Blue	Orange	Orange	0-0	2-0	W2 10/17/14 vs Fresno
Blue	White	Blue	1-0	23-15	W2 9/22/23 @SDSU
Blue	White	Orange	0-1	17-7	L1 12/12/20 @Wyo
Blue	White	White	0-0	35-16	L1 9/3/22 @OreSt
Orange	Blue	Blue	0-0	0-1	L1 9/22/17 vs UVA
Orange	Blue	Orange	0-0	1-0	W1 9/18/15 vs ID St
Orange	Orange	Orange	1-0	6-1	W2 11/28/23 vs Wyo
Orange	White	Blue	0-0	1-0	W1 11/27/15 @SJSU
Orange	White	Orange	0-0	0-1	L1 8/28/14 vs Ole Miss
Orange	White	White	0-0	0-1	L1 9/27/14 @AFA
White	Blue	White	1-0	2-0	W2 9/16/23 vs UND
White	Orange	Orange	0-0	0-1	L1 11/21/11 vs TCU
White	Orange	White	0-0	2-1	W2 10/12/19 vs HAW
White	White	Blue	0-0	4-3	W1 9/9/22 @UNM
White	White	Orange	0-0	4-1	L1 9/2/21 @UCF
White	White	White	0-2	21-9	L2 10/7/23 @CSU

## THE HISTORY OF THE COMBO

### BOISE STATE'S RECORD SINCE 1996 IN THIS WEEK'S PARTICULAR UNIFORM COMBINATION

Date	Rank	Opponent	Location	W/L	Score
10/25/13		at BYU	L		37-20
10/4/14		at Nevada	W		51-46
10/9/21		at #10 BYU	W		26-17
10/22/22		at Air Force	W		19-14





## BRONCOPROS

There are currently 12 Broncos on National Football League rosters, and eight teams had at least one former member of the Boise State football team on their roster. At least one Bronco has been selected in the NFL Draft in each of the last 14 seasons, and 31 players have been drafted during that time - including nine in the first two rounds.

A complete list of Broncos in the NFL can be found below:

### ATLANTA FALCONS

**Avery Williams (RB/Ret) [IR]**



### BUFFALO BILLS

**Khalil Shakir (WR)**

vs. Denver

Monday, Nov. 13 at 6:15 p.m. (ABC/ESPN)



### DALLAS COWBOYS

**DeMarcus Lawrence (DE)**

**Leighton Vander Esch (LB) [IR]**

vs. New York Giants

Sunday, Nov. 12 at 2:25 p.m. (FOX)



### DENVER BRONCOS

**JL Skinner (S)**

at Buffalo

Monday, Nov. 13 at 6:15 p.m. (ABC/ESPN)



### JACKSONVILLE JAGUARS

**Ezra Cleveland (LG)**

vs. San Francisco

Sunday, Nov. 12 at 11 a.m. (FOX)



### LOS ANGELES CHARGERS

**Scott Matlock (DL)**

vs. Detroit

Sunday, Nov. 12 at 2:05 p.m. (CBS)



### LOS ANGELES RAMS

**Brett Rypien (QB)**

at Green Bay

Sunday, Nov. 5 at 11 a.m. (FOX)



### MIAMI DOLPHINS

**Cedric Wilson Jr. (WR)**

vs. Kansas City (Frankfurt, Germany)

Sunday, Nov. 5 at 7:30 a.m. (NFL Network)



### MINNESOTA VIKINGS

**Alexander Mattison (RB)**

vs. New Orleans

Sunday, Nov. 12 at 11 a.m. (FOX)



### WASHINGTON COMMANDERS

**John Bates (TE)**

**Charles Leno Jr. (LT)**

at Seattle

Sunday, Nov. 12 at 2:25 p.m. (FOX)



## THE HAMMER



Boise State selects one player to lead the team onto the field with The Dan Paul Hammer each game. The Hammer was renamed prior to the Hawai'i game, Oct. 12, 2019. Dan Paul, a former fullback from 2009-12, passed away in July of 2019, and symbolized the blue collar culture of the Boise State football team. Traditionally, the honor has gone to the individual that made the best special teams play the week prior. However, the offensive line has been selected in the past, and the entire team entered the field with The Hammer in the MW Championship Games from 2017-20.

at Washington	Tyler Crowe
UCF	Marco Notarainni
North Dakota	Ty Benefield
at San Diego State*	Bryce Cleave
at Memphis*	Chase Martin
San José State*	Ty Benefield
at Colorado State*	James Ferguson-Reynolds
Wyoming*	Kaonohi Kaniho
at Fresno State*	Colt Fulton
New Mexico*	
at Utah State*	
Air Force*	

### PREVIOUS RECIPIENTS ON THE 2023 ROSTER

<b>Tyler Crowe</b>	UTEP, 2022 Washington, 2023
<b>Garrett Curran</b>	Air Force, 2022
<b>Jonah Dalma</b>	Wyoming, 2021
<b>Kaden Dudley</b>	North Texas, 2022
<b>Kaonohi Kaniho</b>	Wyoming, 2022
<b>Matt Lauter</b>	New Mexico, 2022 Fresno State [2], 2022
<b>Scott Matlock</b>	Nevada, 2021
<b>Markel Reed</b>	Wyoming, 2020
<b>DJ Schramm</b>	Hawai'i, 2020 Oklahoma State, 2021 Oregon State, 2022
<b>Andrew Simpson</b>	UT Martin, 2022
<b>Alexander Teubner</b>	Air Force, 2021 Fresno State, 2022 BYU, 2022
<b>Zion Washington</b>	San Diego State, 2022

## AWARDS WATCH

Name	Watch List Recognition
Taylen Green (QB)	Maxwell Award Davey O'Brien Award Walter Camp Award Earl Campbell Tyler Rose Award
George Holani (RB)	Maxwell Award Paul Hornung Award Doak Walker Award Polynesian Player of the Year Award Senior Bowl
Ashton Jeanty (RB)	Earl Campbell Tyler Rose Award
Cade Beresford (OL)	Outland Trophy
Demitri Washington (DE)	Wuerffel Trophy
DJ Schramm (LB)	Bronko Nagurski Trophy Butkus Award Chuck Bednarik Award
Markel Reed (CB)	Comeback Player of the Year Award
Jonah Dalmas (K)	Lou Groza Award
James Ferguson-Reynolds (P)	Ray Guy Award

## ONCE A BRONCO...

Entering the 2023 season, the Boise State coaching staff - including graduate assistants - boasts nearly five decades of experience with the Broncos, including 24 years in the program as student-athletes and 31 in a coaching role. The full-time staff features three alumni (Avalos, Miller and Potter). A complete breakdown can be found below:

Coach	Years S/A	Years Coach
Andy Avalos	5	9
Erik Chinander	-	-
Spencer Danielson	-	6
Jabril Frazier	5	3
Bush Hamdan	5	-
Kane Ioane	-	2
Tim Keane	-	2
Matt Miller	5	3
James Montgomery	-	-
Nate Potter	4	5
Demario Warren	-	1
<b>TOTAL</b>	<b>24</b>	<b>31</b>



## HEAD COACH ANDY AVALOS

Andy Avalos is in his third season as the head football coach at Boise State. He is a former Bronco student-athlete, assistant coach and defensive coordinator.

His second year at the helm of the Broncos witnessed a perfect record in conference play with eight consecutive Mountain West wins to host the MW Championship Game and a Frisco Bowl Championship. That marked the 25th-consecutive season the Broncos have been bowl eligible courtesy of a squad that ranked sixth nationally in total defense (292.5 ypg). Boise State ranked 14th in the country with 15 interceptions on the year, a number that led the Mountain West.

In 2021 - Avalos' first season - Boise State was bowl eligible (7-5) for a 24th-straight season while being ranked 12th nationally in points allowed (19.0 per game) and 17th in turnover margin (+0.67).

Avalos, a team captain and all-conference linebacker during his playing career (2000-04) under head coaches Dirk Koetter and Dan Hawkins, is just the second graduate of Boise State to lead the Broncos' football program (Bryan Harsin). He previously coached at Boise State from 2012-18 under head coaches Chris Petersen and Harsin, ascending to defensive coordinator for the 2016-18 seasons before accepting the same role at Oregon for the 2018-19 seasons under then-head coach Mario Cristobal.

In addition to coaching stops at Boise State (2012-18) and Oregon (2019-20), Avalos also spent time working under Hawkins at Colorado (2006-08), and also at Sacramento State (2011) and at Nebraska-Kearney (2009-10).

The Broncos achieved bowl-eligible status for the 24th-consecutive season in Avalos's head coaching debut, ultimately receiving an invitation to the Barstool Sports Arizona Bowl. Boise State's 24-straight seasons of bowl eligibility is the third-longest streak in the country, trailing only Ohio State (33) and Georgia (25). The Broncos also picked up a pair of road wins over top-25 teams for the first time in school history, and defeated five bowl-eligible teams, tied for the 14th-most in the country during the 2021 regular season.

The Broncos' 13 selections to All-Mountain West Teams were the most among Mountain Division schools in 2021, including first-team honorees Jonah Dalmás (K), John Ojukwu (OL) and Khalil Shakir (WR). Additionally, five student-athletes were named to the NCAA Division I CoSIDA Academic All-District First Team, the most among all schools in District 7, which encompasses Colorado, Idaho, Kansas, Nebraska, New Mexico, Oklahoma and Texas.

Shakir and fellow team captain, Kekaula Kaniho, received invitations to the Reese's Senior Bowl and the NFLPA Collegiate Bowl, respectively, slated to take place following the conclusion of the season.

During his five seasons as a defensive coordinator, Avalos established himself as one of college football's premier coordinators. He was named a semifinalist for the Broyles Award, which honors college football's top assistant coach, during his first season at Oregon in 2019.

The Ducks won Pac-12 championships each season with Avalos in charge of the defense, adding to three Mountain West Championships the Broncos captured with Avalos on staff (2012, 2014 and 2017) and two Rocky Mountain Athletic Conference championships while at Nebraska-Kearney (2009-10). As a student-athlete, Avalos won three Western Athletic Conference championships (2002, 2003, 2004) in his four years as a starting linebacker.

In Avalos' two seasons at Oregon, the Ducks earned a victory in the 2020 Rose Bowl and played in the 2021 Fiesta Bowl, a game the Broncos also appeared in during the 2014 season, defeating Arizona (38-30) for Boise State's third victory in the game. With Avalos on staff, Boise State also appeared in the Las Vegas Bowl (2012 and 2017), the Hawai'i Bowl (2013), the Poinsettia Bowl (2015) and the Cactus Bowl (2016), and was selected to play in the First Responder Bowl (2018). While Avalos was playing for the Broncos, Boise State appeared in the 2002 Humanitarian Bowl, the 2003 Fort Worth Bowl and the 2004 Liberty Bowl, a game in which he returned an interception 92 yards for a touchdown.

Avalos has overseen the development of 50 student-athletes that have garnered all-conference honors, and multiple All-Americans, of whom several will be familiar to Bronco Nation - DeMarcus Lawrence, Curtis Weaver and Leighton Vander Esch. Ducks defensive end Kayvon Thibodeaux picked up All-America accolades this past season, in addition to being one of four student-athletes to earn Freshman All-America honors in Avalos' two seasons with Oregon (linebacker

## THE AVALOS FILE



### COACHING EXPERIENCE

<b>Boise State</b>	
Head Coach	2021-Present
<b>Oregon</b>	
DC/Inside Linebackers	2019-20
<b>Boise State</b>	
DC/Linebackers	2016-18
Linebackers	2014-15
Defensive Line	2012-13
<b>Sacramento State</b>	
Linebackers	2011
<b>Nebraska-Kearney</b>	
Defensive Line	2009-10
<b>Colorado</b>	
Graduate Assistant	2006-08

### COACHING RECORD

SCHOOL	YEAR	RECORD
Boise State	2021	7-5
Boise State	2022	10-4
Boise State	2023	4-5
<b>OVERALL</b>		<b>21-14</b>

### BOWL EXPERIENCE

- 2022 Frisco Bowl
- 2021 Fiesta Bowl
- 2020 Rose Bowl
- 2018 First Responder Bowl
- 2017 Las Vegas Bowl
- 2016 Cactus Bowl
- 2015 Poinsettia Bowl
- 2014 Fiesta Bowl
- 2013 Hawaii Bowl
- 2012 MAACO Bowl Las Vegas
- 2007 Independence Bowl
- 2004 Liberty Bowl <sup>^</sup>
- 2003 Fort Worth Bowl <sup>^</sup>
- 2002 Humanitarian Bowl <sup>^</sup>

<sup>^</sup> - Denotes Bowl Games as a Student-Athlete





# HEAD COACH ANDY AVALOS

## AVALOS YEAR-BY-YEAR

### 2021 (7-5, 5-3 MW)

#### ARIZONA BOWL

Date	Opponent	Location	W/L	Score
Sept. 2	at UCF	Orlando, Fla.	L	31-36
Sept. 10	UTEP	Boise, Idaho	W	54-13
Sept. 18	Oklahoma State	Boise, Idaho	L	20-21
Sept. 25	at Utah State*	Logan, Utah	W	27-3
Oct. 2	Nevada*	Boise, Idaho	L	31-41
Oct. 9	at #10 BYU	Provo, Utah	W	26-17
Oct. 16	Air Force*	Boise, Idaho	L	17-24
Oct. 30	at Colorado State*	Fort Collins, Colo.	W	28-19
Nov. 6	at #25 Fresno State*	Fresno, Calif.	W	40-14
Nov. 12	Wyoming*	Boise, Idaho	W	23-13
Nov. 20	New Mexico*	Boise, Idaho	W	37-0
Nov. 26	at #22 San Diego State*	Carson, Calif.	L	16-27
Dec. 31	vs. Central Michigan <sup>1</sup>	Tucson, Ariz.	-	CCD

### 2022 (10-4, 8-0 MW)

#### FRISCO BOWL CHAMPIONS

Date	Opponent	Location	W/L	Score
Sept. 3	at Oregon State	Corvallis, Ore.	L	17-34
Sept. 9	at New Mexico*	Albuquerque, N.M.	W	31-14
Sept. 17	UT Martin	Boise, Idaho	W	30-7
Sept. 23	at UTEP	El Paso, Texas	L	10-27
Sept. 30	San Diego State*	Boise, Idaho	W	35-13
Oct. 8	Fresno State*	Boise, Idaho	W	40-20
Oct. 22	at Air Force*	USAFA, Colo.	W	19-14
Oct. 29	Colorado State*	Boise, Idaho	W	49-10
Nov. 5	BYU	Boise, Idaho	L	28-31
Nov. 12	at Nevada*	Reno, Nev.	W	41-3
Nov. 19	at Wyoming*	Laramie, Wyo.	W	20-17
Nov. 25	Utah State*	Boise, Idaho	W	42-23
Dec. 3	Fresno State <sup>2</sup>	Boise, Idaho	L	16-28
Dec. 17	vs. North Texas <sup>3</sup>	Frisco, Texas	W	35-32

### 2023 (4-5, 3-2 MW)

Date	Opponent	Location	W/L	Score
Sept. 2	at #10/11 Washington	Seattle, Wash.	L	19-56
Sept. 9	UCF	Boise, Idaho	L	16-18
Sept. 16	North Dakota	Boise, Idaho	W	42-18
Sept. 22	at San Diego State*	San Diego, Calif.	W	34-31
Sept. 30	at Memphis	Memphis, Tenn.	L	32-35
Oct. 7	San José State*	Boise, Idaho	W	35-27
Oct. 14	at Colorado State*	Fort Collins, Colo.	L	30-31
Oct. 28	Wyoming*	Boise, Idaho	W	32-7
Nov. 4	at Fresno State*	Fresno, Calif.	L	30-37
Nov. 11	New Mexico*	Albuquerque, N.M.	-	-
Nov. 18	at Utah State*	Logan, Utah	-	-
Nov. 24	Air Force*	Boise, Idaho	-	-

1 - Barstool Sports Arizona Bowl (Tucson, Ariz.)

2 - Mountain West Championship Game

3 - Frisco Bowl (Frisco, Texas)

## AVALOS VS. OPPONENT

Opponent	Record
Air Force	1-1
BYU	1-1
Colorado State	2-1
Fresno State	2-2
Memphis	0-1
Nevada	1-1
New Mexico	2-0
North Dakota	1-0
North Texas	1-0
Oklahoma State	0-1
Oregon State	0-1
San Diego State	2-1
San José State	1-0
UCF	0-2
Utah State	2-0
UTEP	1-1
UT Martin	1-0
Washington	0-1
Wyoming	3-0

## HEAD COACH ANDY AVALOS

Noah Sewell in 2020, and Thibodeaux, defensive back Verone McKinley III and linebacker Mase Funa in 2019). Thibodeaux and Sewell were named Pac-12 Freshman Defensive Player of the Year in back-to-back seasons (2019-20).

Vander Esch was named MW Defensive Player of the Year for the Broncos in 2017 before declaring early for the National Football League Draft and ultimately being selected in the first round by the Dallas Cowboys. Lawrence and Weaver also opted to forego their final seasons of eligibility with the Broncos, being selected in the second and fifth rounds, respectively.

Oregon led the Pac-12 in sacks over the course of his two seasons as coordinator, and ranked third in the conference in both rush defense and total defense. Oregon finished the 2019 season ninth in the nation in scoring defense, allowing just 16.5 points per game. The Ducks ranked 13th nationally in rushing defense (108.93 yards per game) and 22nd in total defense (329.1 YPG). Avalos' defense disrupted opposing offenses, finishing second in the country in interceptions (20), sixth in passes defended (76), 13th in sacks (41.0) and 21st in tackles-for-loss (97.0).

Prior to joining the Oregon staff, Avalos spent seven seasons coaching at Boise State, including the final three as defensive coordinator. During his time as coordinator the Broncos led the MW in sacks, ranked second in rush defense and third in total defense. While at his alma mater he also served as defensive line coach (2012-13) and linebackers coach (2014-15).

Avalos started his coaching career in his hometown of Corona, Calif., where he coached linebackers at Corona High School. He then spent three seasons as a graduate assistant at Colorado before coaching two seasons at Nebraska-Kearney and one at Sacramento State.

A four-year letterwinner for the Broncos, Avalos earned first-team All-WAC honors at outside linebacker in each of his final two seasons. He completed his career ranked fourth all-time with 355 tackles, and led the Broncos in the statistical category in each of his final three seasons. He was named to the All-Blue Team during the 2016 season, a list of the 30 greatest players at Boise State since the inception of The Blue in 1986.

Avalos and his wife Summer had their first child, a daughter named Paityn, Jan. 31, 2014, and added a second daughter, Paige, April 12, 2016.







**GAMEDAY:**  
**FIELD**

**ERIK CHINANDER**

Asst. Head Coach/DL/Def. Run Game Coordinator  
21st Year in Coaching • First Year at Boise State  
Alma Mater: Iowa, 2003

## COACHING EXPERIENCE

2003	Ellsworth CC	OL/DL
2004-09	Northern Iowa	Tight Ends
2010	Oregon	Intern
2011-12	Oregon	Defensive GA
2013	Philadelphia Eagles	Asst. Defensive Line
2014-15	Oregon	Outside Linebackers
2016-17	UCF	Defensive Coordinator
2018-22	Nebraska	Defensive Coordinator
2023-pres.	Boise State	Asst. HC/DL/Def Run Coord.



**GAMEDAY:**  
**FIELD**

**KANE IOANE**

Co-Defensive Coordinator/Safeties  
19th Year in Coaching • Third Year at Boise State  
Alma Mater: Montana State, 2005

## COACHING EXPERIENCE

2005-14	Montana State	Linebackers
2015	Montana State	DC/Linebackers
2016	Montana State	Linebackers
2017-18	Washington	Defensive Analyst
2019-20	Montana State	DC/Safeties
2021-pres.	Boise State	Co-DC/Safeties



**GAMEDAY:**  
**FIELD**

**MATT MILLER**

Wide Receivers  
Ninth Year in Coaching • Fifth Year at Boise State  
Alma Mater: Boise State, 2014

## COACHING EXPERIENCE

2015	Boise State	Quality Control (Off.)
2016-18	Montana State	Wide Receivers
2018-19	Montana State	Offensive Coordinator



**GAMEDAY:**  
**PRESS BOX**

**SPENCER DANIELSON**

Defensive Coordinator/Inside Linebackers  
11th Year in Coaching • Seventh Year at Boise State  
Alma Mater: Asuza Pacific, 2012

## COACHING EXPERIENCE

2013-15	Azusa Pacific	Linebackers
2016	Azusa Pacific	LBs/Recruiting Coord.
2017	Boise State	Defensive GA
2018-20	Boise State	STUD
2021-pres.	Boise State	Co-DC/Defensive Line



**GAMEDAY:**  
**PRESS BOX**

**JABRIL FRAZIER**

EDGE  
Fourth Year in Coaching • Fourth Year at Boise State  
Alma Mater: Boise State, 2019

## COACHING EXPERIENCE

2020-22	Boise State	Graduate Assistant
2023-pres.	Boise State	EDGE



**GAMEDAY:**  
**FIELD**

**JAMES MONTGOMERY**

Running Backs  
21st Year in Coaching • First Year at Boise State  
Alma Mater: Washington State, 2013

## COACHING EXPERIENCE

2013	Weber State	Quality Control (Off.)
2014-15	Sacramento State	Offensive Assistant
2016-17	Sacramento State	Running Backs
2018-19	Sacramento State	RBs/Recruiting Coord.
2020-21	Cal Poly	RBs/Recruiting Coord.
2022	Fresno State	Running Backs
2023-pres.	Boise State	Running Backs



**GAMEDAY:**  
**FIELD**

**BUSH HAMDAN**

Offensive Coordinator/Quarterbacks  
15th Year in Coaching • First Year at Boise State  
Alma Mater: Boise State, 2008

## COACHING EXPERIENCE

2009	Colorado	Student Assistant
2010	Maryland	Quality Control (Off.)
2011	Sacramento State	Tight Ends
2012	Florida	Wide Receivers
2013	Arkansas State	Co-OC/RBs
2014	Davidson	OC/Quarterbacks
2015	Washington	Quality Control (Off.)
2016	Washington	WRs/Pass Game Coord.
2017	Atlanta Falcons	Quarterbacks
2018-19	Washington	OC/Quarterbacks
2020-21	Missouri	Wide Receivers/QBs
2022	Missouri	Quarterbacks
2023-pres.	Boise State	OC/Quarterbacks



**GAMEDAY:**  
**FIELD**

**TIM KEANE**

Offensive Line  
17th Year in Coaching • Third Year at Boise State  
Alma Mater: UC Davis, 2007

## COACHING EXPERIENCE

2007	UC Davis	Quality Control (Off.)
2008-09	Tulane	Offensive GA
2010	UC Davis	RBs/Punt Return
2011-12	UC Davis	Offensive Line
2013-15	College of Idaho	Offensive Coordinator
2016-19	UC Davis	Offensive Line
2021-pres.	Boise State	Offensive Line



**GAMEDAY:**  
**PRESS BOX**

**NATE POTTER**

Run Game Coordinator/Tight Ends  
10th Year in Coaching • Sixth Year at Boise State  
Alma Mater: Boise State, 2011

## COACHING EXPERIENCE

2014	Boise State	Quality Control (Off.)
2015-17	Boise State	Offensive GA
2018	College of Idaho	Offensive Line
2019-21	Montana State	Tight Ends
2022-pres.	Boise State	Run Game Coord./TEs



**GAMEDAY:**  
**FIELD**

**DEMARIO WARREN**

Cornerbacks/Special Teams Coordinator  
16th Year in Coaching • Second Year at Boise State  
Alma Mater: UC Davis, 2008

## COACHING EXPERIENCE

2008-13	Southern Utah	Defensive Backs
2014-15	Southern Utah	Defensive Coordinator
2016-21	Southern Utah	Head Coach
2022	Boise State	Cornerbacks
2023-pres.	Boise State	CBs/Special Teams Coord.

## SUPPORT STAFF

### Graduate Assistants

Zane Busekist, Defense  
Calin Criner, Defense  
Will Farrar, Offense  
Marshawn Friloux, Offense

### Analysts/Quality Control

Lance Anderson, Offensive Senior Analyst  
Ron Collins, Defensive Senior Analyst  
Kaylor Kolste, Offensive Analyst  
Derrick McMahan, Special Teams Quality Control  
B.J. Mullin, Defensive Quality Control  
Tyler Rausa, Special Teams Quality Control

### Strength and Conditioning

Benjamin Hilgart, Director of Sports Performance  
Bradley Miller, Associate Director of Sports Performance  
Jaylan Reid, Assistant Director of Sports Performance  
Tyrell Smith, Assistant Director of Sports Performance  
Marshall Hilaman, GA of Sports Performance

### Sports Medicine

Brad Kimble, Assistant AD of Sports Health & Wellness  
Brandon Voight, Assistant Athletic Trainer  
McKenna Drevno, Assistant Athletic Trainer  
Garrett Holle, Assistant Athletic Trainer

### Administration

Charlotte Siegel, Director of Football  
Lou Major, Director of Football External Relations  
Brooke Pahukoa, Associate Dir. of Football Administration  
Keaton Davis, Football Operations Coordinator  
Shaona Renczkowski, GA of Football Operations

### Recruiting Staff

Kyle Young, Director of Recruiting  
Deontrae Cooper, Coord. of Recruiting Rel./Player Personnel

### Equipment Staff

Dale Holste, Associate Director of Equipment Operations  
Blake Schulte, Assistant Director of Equipment Operations

### Football Video

Kasey Richardson, Director of FB Video & Technology

### Sports Nutrition

Samantha Wade, Director of Sports Nutrition

### Communications and Creative

Patrick Walsh, Assistant AD of Media Relations  
Dominic Shelden, Assistant AD of Creative Services  
David Dietrich, Assistant Director of Media Relations  
Alex Semadeni, Assistant Director of Media Relations  
Colby Harms, Assistant Director of Graphic Design



# BOISE STATE ROSTERS

## ALPHABETICAL ROSTER

NO.	NAME	POS	HT	WT	CL
20	Ty Benefield	S	6-2	189	Fr.
71	Cade Beresford	OT	6-7	308	6th
49	Jack Beresford	TE	6-3	245	R-So.
68	Bridjer Bivens	OL	6-1	263	Fr.
81	Austin Bolt	WR	6-3	210	R-Jr.
18	Billy Bowens	WR	6-1	195	6th
93	Demmanuel Brown, Jr.	DE	6-2	230	Fr.
96	Howard Brown	NT	6-2	300	R-So.
61	Nikolai Bujnowski	OL	6-1	310	R-So.
92	Michael Callahan	DT	6-4	282	R-Sr.
7	Latrell Caples	WR	6-1	190	R-Jr.
73	Ethan Carde	OT	6-8	300	Sr.
57	Nathan Cardona	OL	6-3	294	R-Jr.
62	Roger Carreon	OL	6-5	310	R-Fr.
77	Kage Casey	OT	6-5	306	R-Fr.
6	Jaylen Clark	CB	6-2	200	R-Jr.
32	Bryce Cleave	S	6-0	190	R-So.
37	Ryker Clinger	S	5-11	190	Fr.
5	Stefan Cobbs	WR	6-0	192	6th
70	Kyle Cox	OT	6-6	262	Fr.
33	Tyler Crowe	RB	5-11	218	R-Sr.
69	Garrett Curran	OL	6-5	305	6th
14	Max Cutforth	QB	6-3	195	Fr.
35	Jonah Dalmas	K/P	5-8	177	Sr.
87	Cayden Dawson	TE	6-4	238	Fr.
66	Ben Dooley	OL	6-5	315	R-Sr.
1	Jambres Dubar	RB	6-0	196	Fr.
25	Kaden Dudley	RB	5-11	200	R-So.
46	James Ferguson-Reynolds	P	6-2	180	So.
48	Oliver Fisher	TE	6-4	236	Fr.
90	Braxton Fely	DT	6-2	285	So.
82	Ben Ford	WR	5-11	195	R-So.
15	Colt Fulton	QB	6-4	204	R-So.
60	Spencer Gieg	DT	6-1	250	R-Fr.
10	Taylen Green	QB	6-6	223	R-So.
89	Jackson Grier	WR	5-11	166	Fr.
98	Herbert Gums	NT	6-1	315	R-Jr.
55	Gavin Hambrick	LB	6-4	226	R-Fr.
91	Ahmed Hassanein	DE	6-3	271	Jr.
25	Nick Hawthorne	S	6-3	181	Fr.
33	Cortez Hogans	EDGE	6-3	271	6th
24	George Holani	RB	5-11	209	R-Sr.
72	Zach Holmes	OL	6-2	290	R-So.
58	Josh Horn	K	5-11	185	Fr.
54	Gabe Hunter	EDGE	6-3	235	R-Jr.
42	Mason Hutton	LS	6-6	230	R-So.
56	Mason Jacobsen	DE/LS	6-4	245	R-Fr.
2	Ashton Jeanty	RB	5-8	206	So.
16	Franklyn Johnson, Jr.	CB	5-10	162	Fr.
14	Kaonohi Kaniho	CB	6-0	180	R-Jr.
78	Tyler Keinath	OL	6-2	305	R-So.
75	Favor Komolafe	OL	6-4	300	So.
28	Seth Knothe	S	6-1	205	R-Fr.
85	Matt Lauter	TE	6-4	245	R-So.
29	Milo Lopez	S	6-2	195	Jr.
99	Michael Madrie	DT	6-4	266	Fr.

## NUMERICAL ROSTER

NO.	NAME	PRO-NUN-SEE-AY-SHUN	POS	HT	WT	CL	EX	HOMETOWN (PREVIOUS SCHOOL[S])
0	CJ Tiller		QB	6-1	200	Fr.	HS	Gilbert, Ariz. (Rancho Cucamonga HS [Calif.])
1	Jambres Dubar	jahm-BREZ DOO-bar	RB	6-0	211	Fr.	HS	Anna, Texas (Anna HS)
2	Ashton Jeanty	gin-TEE	RB	5-9	210	So.	1L	Jacksonville, Fla. (Lone Star HS [Texas])
3	Riley Smith		TE	6-5	236	6th	4L	St. Augustine, Fla. (Bartram Trail HS)
4	Maddux Madsen		QB	5-10	201	R-Fr.	RS	American Fork, Utah (American Fork HS)
4	Rodney Robinson		S	5-8	180	R-Jr.	2L	San Bernardino, Calif. (Cajon HS)
5	Stefan Cobbs	stef-ON	WR	6-0	190	6th	4L	Fort Worth, Texas (Fossil Ridge HS)
6	Jaylen Clark	JAY-LIN	CB	6-2	201	R-Jr.	2L	Tacoma, Wash. (Lincoln HS)
7	Latrell Caples	luh-TRELL CAPE-uhs	WR	6-1	190	R-Jr.	2L	Lancaster, Texas (Lancaster HS)
8	Markel Reed		CB	6-1	185	R-Sr.	3L	Temple, Texas (Temple HS)
9	Shea Whiting	SHAY WHITE-ing	WR	6-2	221	R-Sr.	3L	Houston, Texas (Alief Taylor HS)
10	Taylen Green		QB	6-6	221	R-So.	1L	Lewisville, Texas (Lewisville HS)
10	Andrew Simpson		LB	6-0	226	R-So.	1L	Norwalk, Calif. (St. John Bosco HS)
13	Chase Penny	PEN-ree	WR	6-0	190	R-So.	TR	Denver, Colo. (Cherry Creek HS)
14	Max Cutforth		QB	6-2	204	Fr.	HS	Nampa, Idaho (Skyview HS)
14	Kaonohi Kaniho	kah-oh-NO-hee kuh-NEE-ho	CB	5-10	183	R-Jr.	2L	Kahuku, Hawaii (Kahuku HS)
15	Colt Fulton		QB	6-4	200	R-So.	SQ	Rancho Santa Margarita, Calif. (Santa Margarita HS)
15	Tyler Wegis	WEE-jiss	DE	6-6	250	R-Jr.	TR	Mission Viejo, Calif. (San Juan Hills HS/Utah)
16	Franklyn Johnson Jr.		CB	5-10	162	Fr.	HS	Little Elm, Texas (Little Elm HS)
17	Prince Strachan	STRAWN	WR	6-5	203	Fr.	HS	Freeport, Grand Bahama (John Carroll HS [Fla.])
18	Billy Bowens		WR	6-1	200	6th	3L	Redlands, Calif. (Redlands East Valley HS)
18	Gabe Tahir		CB	6-1	191	Fr.	HS	Kennewick, Wash. (Kamiakin HS)
20	Ty Benefield		S	6-2	201	Fr.	HS	Irvine, Calif. (Crean Lutheran HS)
21	A'Marion McCoy	AW-mahr-EE-on	CB	6-0	172	Jr.	TR	East Palo Alto, Calif. (Menlo Atherton HS/Laney College)
23	Seyi Oladipo	SHAY oh-lah-DEE-POE	S	5-11	201	Jr.	2L	Centennial, Colo. (Eaglecrest HS)
24	George Holani	ho-LAH-nee	RB	5-11	210	R-Sr.	4L	Bellflower, Calif. (St. John Bosco HS)
25	Kaden Dudley	KAY-den	RB	5-10	205	R-So.	1L	Monument, Colo. (Palmer Ridge HS)
25	Nick Hawthorne		S	6-1	199	Fr.	HS	Fort Worth, Texas (Boswell HS)
26	Khai Taylor	KIE	CB	6-1	180	Fr.	HS	Pittsburg, Calif. (Pittsburg HS)
27	Dionte Thornton		CB	6-3	205	R-Fr.	RS	Carson, Calif. (Lawndale HS)
28	Seth Knothe	KNOWTH	S	6-1	210	R-Fr.	RS	Meridian, Idaho (Bishop Kelly HS)
29	Milo Lopez	MY-low	S	6-1	200	Jr.	TR	Whittier, Calif. (La Serna HS/Cerritos College)
30	Wyatt Milkovic	milk-OH-vick	LB	6-0	228	Fr.	HS	Fort Myers, Fla. (Basha HS [Ariz.])
31	Zion Washington		S	6-1	210	R-So.	1L	Frisco, Texas (Reedy HS)
32	Bryce Cleave		S	6-0	190	R-So.	SQ	Gig Harbor, Wash. (Peninsula HS)
33	Tyler Crowe	CROW	RB	5-11	217	R-Sr.	3L	Nampa, Idaho (Skyview HS)
33	Cortez Hogans		EDGE	6-3	277	6th	1L	Palatine, Ill. (Palatine HS/Northern Ill./Snow Coll.)
34	Alexander Teubner	TUBE-nuhr	S	6-1	195	R-Sr.	3L	Seaside, Ore. (Seaside HS)
35	Jonah Dalmas	DAHL-muss	K/P	5-8	180	Sr.	3L	Meridian, Idaho (Rocky Mountain HS)
36	Cole Miller		S	5-11	175	Fr.	HS	Boise, Idaho (Bishop Kelly HS)
37	Ryker Clinger		S	5-11	195	Fr.	HS	Shelley, Idaho (Shelley Senior HS)
37	Ethan Mikita	mih-KEE-tuh	RB	5-9	198	R-Fr.	RS	Eagle, Idaho (Eagle HS)
38	Demitri Washington		DE	6-3	275	6th	4L	Solana Beach, Calif. (Santa Fe Christian HS)
39	Jalen Neal		CB	5-10	174	R-So.	SQ	Atlanta, Ga. (San Bernardino CC)
40	Jayden Virgin		EDGE	6-3	246	R-Fr.	RS	San Diego, Calif. (Mt. Carmel HS)
41	Boen Phelps		S	6-1	196	Fr.	HS	Rockford, Wash. (Freeman HS)
42	Mason Hutton		LS	6-5	233	R-So.	1L	Riverside, Calif. (Hillcrest HS)
43	Jake Ripp		LB	6-3	227	R-Fr.	RS	Los Gatos, Calif. (Los Gatos HS)
44	Kivon Wright	KEY-vonn	EDGE	6-3	240	R-Fr.	TR	Athens, Ga. (Manvel HS/Boston College)
45	Wyatt Redding		K	6-1	196	R-Fr.	RS	Sumner, Wash. (Sumner HS)
45	James Wilborn, Jr.		EDGE	6-3	243	R-So.	SQ	Flint, Mich. (Avon Old Farms School [Conn.])
46	James Ferguson-Reynolds		P	6-2	183	So.	1L	Geelong, Australia
46	Hunter Steacker	STECK-uhr	WR	6-0	178	R-Fr.	RS	Meridian, Idaho (Rocky Mountain HS)
47	Koby Tryggstad	TRIGG-stad	LB	6-1	246	R-Sr.	SQ	East Palo Alto, Calif. (Menlo-Atherton HS)
47	Jacob Williams		CS	5-11	189	Fr.	HS	Burley, Idaho (Burley Senior HS)
48	Oliver Fisher		TE	6-5	234	Fr.	HS	Sherwood, Ore. (Sherwood HS)
49	Jack Beresford	BEARS-ford	TE	6-2	244	R-So.	SQ	Woodinville, Wash. (Woodinville HS/Washington State)
49	Troy Wilkey		WR	5-8	170	Fr.	HS	Meridian, Idaho (Rocky Mountain HS)
50	Dishawn Misa	MEE-suh	LB	6-3	234	R-Fr.	RS	Tacoma, Wash. (Eastside Catholic HS)
51	Chase Martin		LB	6-1	218	Fr.	HS	Thousand Oaks, Calif. (Thousand Oaks HS)
52	DJ Schramm	SHRAM	LB	6-0	230	6th	4L	Fresno, Calif. (Clovis West HS)
53	Marco Notarainni	no-TREE-ah-KNEE	LB	6-3	235	R-So.	SQ	San Diego, Calif. (Torrey Pines HS)
54	Gabe Hunter		EDGE	6-2	239	R-Jr.	1L	Pflugerville, Texas (Hendrickson HS)
55	Gavin Hambrick		LB	6-2	229	R-Fr.	RS	Apple Valley, Calif. (Apple Valley, Calif.)
56	Mason Jacobsen	DE/LS	6-2	248	R-Fr.	RS		Belgrade, Mont. (Rocky Mountain HS)
57	Nathan Cardona	car-DOH-nuh	OL	6-3	295	R-Jr.	SQ	Yorba Linda, Calif. (Yorba Linda HS)
58	Josh Horn		K	5-11	193	Fr.	HS	Boise, Idaho (Bishop Kelly HS)



## NUMERICAL ROSTER

NO.	NAME	PRO-NUN-SEE-AY-SHUN	POS	HT	WT	CL	EX	HOMETOWN (PREVIOUS SCHOOL[S])
59	Brett Tommasini	<i>tom-ah-SEE-knee</i>	LB	6-1	230	R-So.	TR	Eagle, Idaho (Eagle HS/Idaho)
60	Spencer Gieg	<i>GIG</i>	DT	6-1	257	R-Fr.	RS	Morgan Hill, Calif. (Valley Christian HS)
61	Nikolai Bujnowski	<i>booge-NOW-ski</i>	OL	6-1	305	R-So.	TR	Verona, N.J. (Paramus Catholic HS/Virginia Tech)
62	Roger Carreon		OL	6-5	305	R-Fr.	RS	Jal, N.M. (Jal HS)
63	Mason Randolph		OL	6-4	300	R-So.	1L	Yorba Linda, Calif. (Yorba Linda HS)
64	Carson Rasmussen		OL	6-4	299	Fr.	HS	Meridian, Idaho (Owyhee HS)
65	Hall Schmidt		OT	6-7	305	R-Fr.	RS	Gig Harbor, Wash. (Peninsula HS)
66	Ben Dooley		OL	6-5	315	R-Sr.	2L	Fallon, Nev. (Churchill County HS)
67	Jason Steele		OL	6-4	305	Fr.	HS	Temecula, Calif. (Murrieta Valley HS)
68	Bridjer Bivens	<i>bridge-er</i>	OL	6-2	284	Fr.	HS	Meridian, Idaho (Meridian HS)
69	Garrett Curran	<i>CUHR-en</i>	OL	6-5	303	6th	4L	El Cajon, Calif. (Granite Hills HS)
70	Kyle Cox		OT	6-6	285	Fr.	HS	Eatonville, Wash. (Eatonville HS)
71	Cade Beresford	<i>BEARS-ford</i>	OT	6-6	308	6th	1L	Woodinville, Wash. (Woodinville HS/Washington State)
72	Zach Holmes		OL	6-2	291	R-So.	TR	West Linn, Ore. (West Linn HS/Oregon State)
73	Ethan Carde	<i>CARD</i>	OT	6-8	311	Sr.	TR	Tampa, Fla. (Bloomingdale HS/Coffeyville CC/Texas Tech)
74	Kyler Williams		DT	6-1	269	R-Fr.	RS	Pocatello, Idaho (Highland HS)
75	Favor Komolafe	<i>ko-mo-LOFF-ay</i>	OL	6-3	307	So.	TR	Pittsburg, Calif. (Liberty HS/Los Medanos CC)
76	Rick Moore		OT	6-6	304	R-So.	RS	Los Gatos, Calif. (Los Gatos HS/College of San Mateo)
77	Kage Casey		OT	6-5	308	R-Fr.	RS	Happy Valley, Ore. (Clackamas HS)
78	Tyler Keinath		OL	6-2	303	R-So.	TR	Elk Grove, Calif. (Franklin HS/American River Coll./Western Illinois)
81	Austin Bolt		WR	6-3	212	R-Jr.	1L	Boise, Idaho (Borah HS)
82	Ben Ford		WR	5-10	194	R-So.	SQ	Eagle, Idaho (Eagle HS)
83	Cole Wright		WR	6-0	179	R-Jr.	1L	Carlsbad, Calif. (Carlsbad HS)
84	Zamondre Merriweather		WR	6-2	210	R-Fr.	RS	Valencia, Calif. (Valencia HS)
85	Matt Lauter		TE	6-3	240	R-So.	1L	San Diego, Calif. (Torrey Pines HS)
86	Austin Terry		TE	6-3	238	R-Fr.	RS	Tumwater, Wash. (Tumwater HS)
87	Cayden Dawson		TE	6-4	240	Fr.	HS	Chula Vista, Calif. (University City HS)
88	Matt Wagner		TE	6-4	236	Fr.	HS	Prosper, Texas (Rock Hill HS)
89	Jackson Grier		WR	5-11	183	Fr.	HS	Fort Lauderdale, Fla. (St. Thomas Aquinas HS)
90	Braxton Fely	<i>FEE-lee</i>	DT	6-1	290	So.	1L	Orem, Utah (Timprview HS)
91	Ahmed Hassanein	<i>AH-med HA-saw-neen</i>	DE	6-3	272	Jr.	2L	Anaheim, Calif. (Loara HS)
92	Michael Callahan		DT	6-4	292	R-Sr.	3L	Yorba Linda, Calif. (Yorba Linda HS)
93	Demanuel Brown, Jr.		DE	6-2	248	Fr.	HS	Houston, Texas (Dekaney HS)
94	Sheldon Newton		NT	6-3	326	Sr.	TR	San Jacinto, Calif. (San Jacinto HS/Northern Arizona)
95	Max Stege	<i>STEEJE</i>	DT	6-4	281	Fr.	HS	Cologne, Germany
96	Howard Brown		NT	6-0	294	R-So.	TR	Kansas City, Mo. (Lincoln College Prep/Iowa State)
96	Luke Voorhees		TE	6-3	240	R-So.	SQ	Arbuckle, Calif. (Pierce HS)
97	JJ Talo		DT	6-2	282	R-Fr.	RS	Kearns, Utah (Kearns HS)
98	Herbert Gums		NT	6-1	306	R-Jr.	1L	Diboll, Texas (Diboll HS)
99	Michael Madrie		DT	6-3	260	Fr.	HS	Argyle, Texas (Argyle HS)

## ALPHABETICAL ROSTER

NO.	NAME	POS	HT	WT	CL
4	Maddux Madsen	QB	5-10	211	R-Fr.
51	Chase Martin	LB	6-1	206	Fr.
21	A'Marion McCoy	CB	6-0	167	Jr.
84	Zamondre Merriweather	WR	6-2	212	R-Fr.
37	Ethan Mikita	RB	5-9	202	R-Fr.
30	Wyatt Milkovic	LB	6-0	225	Fr.
36	Cole Miller	S	6-0	170	Fr.
50	Dishawn Misa	LB	6-3	230	R-Fr.
76	Rick Moore	OT	6-6	304	R-So.
39	Jalen Neal	CB	5-10	175	R-So.
94	Sheldon Newton	NT	6-3	328	Sr.
53	Marco Notarainni	LB	6-3	235	R-So.
23	Seyi Oladipo	S	5-11	200	Jr.
13	Chase Penny	WR	6-1	194	R-So.
41	Boen Phelps	S	6-2	190	Fr.
63	Mason Randolph	OL	6-4	310	R-So.
64	Carson Rasmussen	OL	6-4	290	Fr.
45	Wyatt Redding	K	6-1	193	R-Fr.
8	Markel Reed	CB	6-0	190	R-Sr.
43	Jake Ripp	LB	6-3	220	R-Fr.
4	Rodney Robinson	S	5-8	185	R-Jr.
65	Hall Schmidt	OT	6-7	302	R-Fr.
52	DJ Schramm	LB	6-0	234	6th
10	Andrew Simpson	LB	6-0	230	R-So.
3	Riley Smith	TE	6-5	245	6th
17	Prince Strachan	WR	6-5	196	Fr.
46	Hunter Steacker	WR	6-0	171	R-Fr.
67	Jason Steele	OL	6-4	292	Fr.
95	Max Stege	DT	6-4	266	Fr.
18	Gabe Tahir	CB	6-1	182	Fr.
97	JJ Talo	DT	6-2	286	R-Fr.
26	Khai Taylor	CB	6-1	174	Fr.
86	Austin Terry	TE	6-5	245	R-Fr.
34	Alexander Teubner	S	5-11	198	R-Sr.
27	Dionte Thornton	CB	6-3	205	R-Fr.
0	CJ Tiller	QB	6-0	190	Fr.
59	Brett Tommasini	LB	6-1	231	R-So.
47	Koby Tryggstad	LS	6-1	240	R-Sr.
40	Jayden Virgin	EDGE	6-3	243	R-Fr.
96	Luke Voorhees	TE	6-3	235	R-So.
88	Matt Wagner	TE	6-4	228	Fr.
38	Demitri Washington	DE	6-3	271	6th
31	Zion Washington	S	6-2	205	R-So.
15	Tyler Wegis	DE	6-7	242	R-Jr.
9	Shea Whiting	WR	6-2	217	R-Sr.
45	James Wilborn, Jr.	EDGE	6-2	249	R-So.
47	Jacob Williams	CB	6-0	175	Fr.
74	Kyler Williams	DT	6-1	268	R-Fr.
49	Troy Wilkey	WR	5-8	157	Fr.
83	Cole Wright	WR	6-0	180	R-Jr.
44	Kivon Wright	EDGE	6-3	234	R-Fr.

## COACHING STAFF

Andy Avalos	Head Coach	Third Season
Erik Chinander	Assistant Head Coach / Defensive Line / Defensive Run Game Coordinator	
Spencer Danielson	Defensive Coordinator / Inside Linebackers	
Bush Hamdan	Offensive Coordinator / Quarterbacks	
Demario Warren	Cornerbacks / Special Teams Coordinator	
Kane Ioane	Co-Defensive Coordinator / Safeties	
Jabril Frazier	EDGE	
Tim Keane	Offensive Line	
Matt Miller	Wide Receivers	
James Montgomery	Running Backs	
Nate Potter	Run Game Coordinator / Tight Ends	





# DEPTH CHART, PARTICIPATION

## OFFENSE

<b>X</b>	<b>81</b>	<b>Austin Bolt</b>	<b>6-3</b>	<b>212</b>	<b>R-Jr.</b>
	17	Prince Strachan	6-5	203	Fr.
<b>F</b>	<b>5</b>	<b>Stefan Cobbs</b>	<b>6-0</b>	<b>190</b>	<b>6th</b>
<b>-or-</b>	<b>13</b>	<b>Chase Penry</b>	<b>6-0</b>	<b>190</b>	<b>R-So.</b>
	83	Cole Wright	6-0	179	R-Jr.
<b>LT</b>	<b>77</b>	<b>Kage Casey</b>	<b>6-4</b>	<b>307</b>	<b>R-Fr.</b>
	73	Ethan Carde	6-8	311	Sr.
<b>LG</b>	<b>66</b>	<b>Ben Dooley</b>	<b>6-5</b>	<b>315</b>	<b>R-Sr.</b>
	67	Jason Steele	6-4	305	Fr.
<b>C</b>	<b>63</b>	<b>Mason Randolph</b>	<b>6-4</b>	<b>300</b>	<b>R-So.</b>
	61	Nikolai Bujnowski	6-1	305	R-So.
<b>RG</b>	<b>69</b>	<b>Garrett Curran</b>	<b>6-5</b>	<b>303</b>	<b>6th</b>
	62	Roger Carreon	6-5	305	R-Fr.
<b>RT</b>	<b>71</b>	<b>Cade Beresford</b>	<b>6-6</b>	<b>308</b>	<b>6th</b>
	76	Rick Moore	6-6	304	R-So.
<b>Y</b>	<b>3</b>	<b>Riley Smith</b>	<b>6-4</b>	<b>236</b>	<b>6th</b>
	85	Matt Lauter	6-3	240	R-So.
<b>Z</b>	<b>18</b>	<b>Billy Bowens</b>	<b>6-1</b>	<b>200</b>	<b>6th</b>
	9	Shea Whiting	6-2	221	R-Sr.
<b>RB</b>	<b>24</b>	<b>George Holani</b>	<b>5-11</b>	<b>210</b>	<b>R-Sr.</b>
<b>-or-</b>	<b>2</b>	<b>Ashton Jeanty</b>	<b>5-9</b>	<b>210</b>	<b>So.</b>
	1	Jambres Dubar	6-0	211	Fr.
<b>QB</b>	<b>10</b>	<b>Taylen Green</b>	<b>6-6</b>	<b>221</b>	<b>R-So.</b>
<b>-or-</b>	<b>4</b>	<b>Maddux Madsen</b>	<b>5-10</b>	<b>201</b>	<b>R-Fr.</b>

## SPECIAL TEAMS

<b>KO</b>	<b>35</b>	<b>Jonah Dalmas</b>	<b>5-8</b>	<b>180</b>	<b>Sr.</b>
	45	Wyatt Redding	6-1	196	R-Fr.
<b>FG</b>	<b>35</b>	<b>Jonah Dalmas</b>	<b>5-8</b>	<b>180</b>	<b>Sr.</b>
	45	Wyatt Redding	6-1	196	R-Fr.
<b>P</b>	<b>46</b>	<b>James Ferguson-Reynolds</b>	<b>6-2</b>	<b>183</b>	<b>So.</b>
	35	Jonah Dalmas	5-8	180	Sr.
<b>KR</b>	<b>25</b>	<b>Kaden Dudley</b>	<b>5-10</b>	<b>205</b>	<b>R-So.</b>
	83	Cole Wright	6-0	179	R-Jr.
<b>PR</b>	<b>5</b>	<b>Stefan Cobbs</b>	<b>6-0</b>	<b>190</b>	<b>6th</b>
	24	George Holani	5-11	210	R-Sr.
<b>-or-</b>	<b>13</b>	<b>Chase Penry</b>	<b>6-0</b>	<b>195</b>	<b>R-So.</b>
<b>H</b>	<b>46</b>	<b>James Ferguson-Reynolds</b>	<b>6-2</b>	<b>183</b>	<b>So.</b>
	15	Colt Fulton	6-4	200	R-So.
<b>LS</b>	<b>42</b>	<b>Mason Hutton</b>	<b>6-5</b>	<b>233</b>	<b>R-So.</b>
	47	Koby Tryggstad	6-1	246	R-Sr.

## DEFENSE

<b>DE</b>	<b>91</b>	<b>Ahmed Hassanein</b>	<b>6-3</b>	<b>272</b>	<b>Jr.</b>
	33	Cortez Hogans	6-3	277	6th
<b>-or-</b>	<b>95</b>	<b>Max Stege</b>	<b>6-4</b>	<b>281</b>	<b>Fr.</b>
<b>NT</b>	<b>98</b>	<b>Herbert Gums</b>	<b>6-1</b>	<b>306</b>	<b>R-Jr.</b>
	94	Sheldon Newton	6-3	326	Sr.
<b>DT</b>	<b>90</b>	<b>Braxton Fely</b>	<b>6-1</b>	<b>290</b>	<b>So.</b>
<b>-or-</b>	<b>92</b>	<b>Michael Callahan</b>	<b>6-4</b>	<b>292</b>	<b>R-Sr.</b>
	95	Max Stege	6-4	281	Fr.
<b>EDGE</b>	<b>38</b>	<b>Demitri Washington</b>	<b>6-3</b>	<b>275</b>	<b>6th</b>
	40	Jayden Virgin	6-3	246	R-Fr.
<b>-or-</b>	<b>33</b>	<b>Cortez Hogans</b>	<b>6-3</b>	<b>277</b>	<b>6th</b>
<b>MLB</b>	<b>52</b>	<b>DJ Schramm</b>	<b>6-0</b>	<b>230</b>	<b>6th</b>
<b>-or-</b>	<b>53</b>	<b>Marco Notarainni</b>	<b>6-3</b>	<b>235</b>	<b>R-So.</b>
	50	Dishawn Misa	5-3	234	R-Fr.
<b>WLB</b>	<b>10</b>	<b>Andrew Simpson</b>	<b>6-0</b>	<b>226</b>	<b>R-So.</b>
	43	Jake Ripp	6-3	227	R-Fr.
<b>N</b>	<b>23</b>	<b>Seyi Oladipo</b>	<b>5-11</b>	<b>201</b>	<b>Jr.</b>
	14	Kaonohi Kaniho	5-10	183	R-Jr.
	29	Milo Lopez	6-1	200	Jr.
<b>FS</b>	<b>4</b>	<b>Rodney Robinson</b>	<b>5-8</b>	<b>180</b>	<b>R-Jr.</b>
	20	Ty Benefield	6-2	201	Fr.
<b>BS</b>	<b>34</b>	<b>Alexander Teubner</b>	<b>6-1</b>	<b>195</b>	<b>R-Sr.</b>
	31	Zion Washington	6-1	210	R-So.
<b>FC</b>	<b>8</b>	<b>Markel Reed</b>	<b>6-1</b>	<b>185</b>	<b>R-Sr.</b>
<b>-or-</b>	<b>21</b>	<b>A'Marion McCoy</b>	<b>6-0</b>	<b>172</b>	<b>Jr.</b>
<b>BC</b>	<b>6</b>	<b>Jaylen Clark</b>	<b>6-2</b>	<b>201</b>	<b>R-Jr.</b>
	27	Dionte Thornton	6-3	205	R-Fr.

## PARTICIPATION CHART

Ty Benefield	9-3	Kage Casey	5-0
2023	9-3	2022	9-9
TOTAL	9-3	2023	14-2
Cade Beresford	13-13	Jaylen Clark	4-0
2022	9-9	2020	8-0
2023	22-22	2021	14-1
TOTAL	22-22	2022	9-9
Austin Bolt	2-0	2023	35-10
2020	12-0	TOTAL	35-10
2021	1-0	Bryce Cleave	7-0
2022	3-1	2022	7-0
2023	18-1	TOTAL	7-0
TOTAL	18-1	Stefan Cobbs	6-0
Billy Bowens	3-1	2019	6-0
2018	1-0	2020	7-0
2019	6-0	2021	9-8
2020	11-2	2022	12-11
2021	13-10	2023	9-7
2022	9-6	TOTAL	43-24
2023	43-19	Tyler Crowe	1-0
TOTAL	43-19	2019	6-0
Nikolai Bujnowski	8-0	2020	12-0
2023	8-0	2021	14-0
TOTAL	8-0	2022	7-0
Michael Callahan	1-0	2023	40-0
2019	7-0	TOTAL	40-0
2020	9-1	Garrett Curran	14-1
2021	11-1	2019	7-7
2022	9-0	2020	9-8
2023	37-2	2021	12-11
TOTAL	37-2	2022	8-8
Latrell Caples	6-0	2023	50-35
2021	14-9	TOTAL	50-35
2022	20-9	Jonah Dalmas	7-0
TOTAL	20-9	2020	12-0
Ethan Carde	8-1	2021	13-0
2023	8-1	2022	9-0
TOTAL	8-1	2023	41-0
Nathan Cardona	1-0	TOTAL	41-0
2022	2-0	Ben Dooley	3-0
2023	3-0	2020	12-12
TOTAL	3-0	2021	6-2
Roger Carreon	1-1	2022	5-5
2022	9-7	2023	26-19
2023	10-8	TOTAL	26-19

Kaden Dudley	8-0	Marco Notarainni	1-0
2022	8-1	2021	2-0
2023	16-1	2022	8-5
TOTAL	16-1	2023	11-5
Braxton Fely	14-0	TOTAL	11-5
2022	9-9	Seyi Oladipo	12-0
2023	23-9	2021	14-1
TOTAL	23-9	2022	9-7
James Ferguson-Reynolds	13-0	2023	35-8
2022	9-0	TOTAL	35-8
2023	22-0	Chase Penry	4-0
TOTAL	22-0	2021	4-0
Ben Ford	2-0	2022	4-0
2022	2-0	Mason Randolph	10-10
TOTAL	2-0	2021	6-6
Colt Fulton	2-0	2022	16-16
2022	2-0	TOTAL	16-16
2023	5-0	Wyatt Redding	1-0
TOTAL	7-0	2021	1-0
Taylen Green	2-0	2019	11-0
2021	13-10	2020	7-1
2022	9-9	2021	5-4
2023	24-19	2022	1-1
TOTAL	24-19	2023	7-4
Herbert Gums	1-0	TOTAL	31-10
2020	7-0	Jake Ripp	8-0
2021	13-13	2023	8-0
2022	9-8	TOTAL	8-0
2023	30-21	Rodney Robinson	12-3
TOTAL	30-21	2021	14-13
Gavin Hambrick	9-0	2022	9-8
2022	9-0	2023	35-24
TOTAL	9-0	TOTAL	35-24
Ahmed Hassanein	9-0	DJ Schramm	9-0
2021	12-3	2019	9-0
2022	9-9	2020	7-0
2023	30-12	2021	12-0
TOTAL	30-12	2022	14-14
Cortez Hogans	6-2	2023	5-5
2022	4-0	TOTAL	47-19
2023	10-2	Andrew Simpson	14-3
TOTAL	10-2	2023	9-8
George Holani	14-7	TOTAL	23-11
2019	3-2	Riley Smith	10-0
2020	9-7	2021	7-5
2021	13-13	2022	11-11
2022	3-2	2023	11-10
2023	42-31	TOTAL	8-5
TOTAL	42-31	TOTAL	46-31
Gabe Hunter	10-4	Jason Steele	1-0
2022	2-0	2023	1-0
2023	12-4	TOTAL	1-0
TOTAL	12-4	Max Stege	6-0
Mason Hutton	14-0	2023	6-0
2022	9-0	Prince Strachan	6-0
2023	23-0	2023	9-0
TOTAL	23-0	TOTAL	9-0
Mason Jacobsen	4-0	Austin Terry	6-0
2023	4-0	2023	6-0
TOTAL	4-0	TOTAL	6-0
Ashton Jeanty	14-2	Alexander Teubner	2-0
2022	8-8	2019	2-0
2023	22-10	2020	5-0
TOTAL	22-10	2021	12-0
Kaonohi Kaniho	4-0	2022	13-5
2020	10-6	2023	8-6
2021	13-11	TOTAL	40-11
2022	8-3	Dione Thornton	7-0
2023	35-20	2023	7-0
TOTAL	35-20	TOTAL	7-0
Seth Knothe	2-0	Jayden Virgin	3-0
2023	2-0	2022	9-3
TOTAL	2-0	2023	12-3
Matt Lauter	14-1	TOTAL	12-3
2022	8-6	Luke Voorhees	7-0
2023	22-7	2023	7-0
TOTAL	22-7	TOTAL	7-0
Milo Lopez	8-0	Demetri Washington	1-0
2023	8-0	2018	1-0
TOTAL	8-0	2019	14-0
Maddux Madsen	1-0	2020	2-2
2022	8-0	2021	12-12
2023	9-0	2022	10-9
TOTAL	9-0	2023	6-6
Chase Martin	9-0	TOTAL	45-29
2022	13-2	Zion Washington	2-0
2023	9-6	2022	10-0
TOTAL	22-8	2023	9-3
A'Marion McCoy	9-3	TOTAL	21-3
2023	9-3	Tyler Wegis	3-0
TOTAL	9-3	2023	3-0
Ethan Mikita	2-0	TOTAL	3-0
2022	1-0	Shea Whiting	3-0
2023	3-0	2019	3-0
TOTAL	3-0	2020	2-0
Dishawn Misa	4-0	2021	6-0
2022	6-0	2022	12-0
2023	10-0	2023	8-3
TOTAL	10-0	TOTAL	31-3
Rick Moore	4-0	Troy Wilkey	9-0
2022	3-0	2023	9-0
2023	7-0	TOTAL	9-0
TOTAL	7-0	Cole Wright	4-0
Jalen Neal	4-0	2022	10-0
2022	4-0	2023	5-0
2023	8-0	TOTAL	19-0
TOTAL	8-0	Kivon Wright	3-0
Sheldon Newton	9-0	2023	3-0
2022	6-2	TOTAL	3-0
2023	5-5		
TOTAL	26-19		

FS	
Rodney Robinson	8
Ty Benefield	1

BS	
Alexander Teubner	6
Zion Washington	3

DM	
Ty Benefield	2

MLB	
DJ Schramm	5
Marco Notarainni	4

WLB	
Andrew Simpson	8
Marco Notarainni	1

NK	
Seyi Oladipo	7
Kaonohi Kaniho	1

FCB	
Kaonohi Kaniho	2
A'Marion McCoy	3
Markel Reed	4

EDGE	
Demitri Washington	6
Jayden Virgin	2

DT	
Braxton Fely	9

NT	
Herbert Gums	8

DE	
Ahmed Hassanein	9

BCB	
Jaylen Clark	9

WR	
Billy Bowens	6
Austin Bolt	1

LT	
Kage Casey	9

LG	
Ethan Carde	1
Ben Dooley	5
Mason Randolph	3

C	
Garrett Curran	6
Mason Randolph	3

RG	
Roger Carreon	7
Garrett Curran	2

RT	
Cade Beresford	9

TE	
Riley Smith	5
Matt Lauter	6

WR	
Stefan Cobbs	7

QB	
Taylen Green	9

WR	
Eric McAlister	6
Shea Whiting	3

RB	
Ashton Jeanty	8
George Holani	2
Kaden Dudley	1

## OFFENSIVE GAME-BY-GAME STARTERS

Opponent	QB	RB	TE	WR	WR	LT	LG	C	RG	RT	TE/WR
at #10/11 Washington	Green	Jeanty	Bowens <sup>WR</sup>	Cobbs	McAlister	Casey	Dooley	Curran	Carreon	C. Beresford	Holani <sup>RB</sup>
UCF	Green	Jeanty	Smith	Cobbs	Whiting	Casey	Dooley	Curran	Carreon	C. Beresford	Lauter <sup>TE</sup>
North Dakota	Green	Jeanty	Smith	Cobbs	Bowens	Casey	Carde	Curran	Carreon	C. Beresford	Lauter <sup>TE</sup>
at San Diego State*	Green	Jeanty	Smith	Bowens	McAlister	Casey	Randolph	Curran	Carreon	C. Beresford	Whiting <sup>WR</sup>
at Memphis	Green	Jeanty	Lauter	Bowens	McAlister	Casey	Randolph	Curran	Carreon	C. Beresford	Cobbs <sup>WR</sup>
San Jose State*	Green	Jeanty	Smith	Bowens	Cobbs	Casey	Randolph	Curran	Carreon	C. Beresford	Lauter <sup>TE</sup>
at Colorado State*	Green	Jeanty	Lauter	Cobbs	McAlister	Casey	Dooley	Randolph	Carreon	C. Beresford	Whiting <sup>WR</sup>
Wyoming*	Green	Jeanty	Smith	Bowens	McAlister	Casey	Dooley	Randolph	Curran	C. Beresford	Lauter <sup>TE</sup>
at Fresno State*	Green	Holani	Dudley <sup>RB</sup>	Cobbs	McAlister	Casey	Dooley	Randolph	Curran	C. Beresford	Bolt
New Mexico*											
at Utah State*											
Air Force*											

## DEFENSIVE GAME-BY-GAME STARTERS

Opponent	DE	DT	NT	EDGE	LB	LB	CB	S	S	CB	NK
at #10/11 Washington	Hassanein	Fely	Gums	D. Washington	Schramm	Simpson	Clark	Robinson	Teubner	Kaniho	Oladipo
UCF	Hassanein	Fely	Gums	D. Washington	Schramm	Notarainni	Clark	Robinson	Teubner	Kaniho	Oladipo
North Dakota	Hassanein	Fely	Gums	D. Washington	Notarainni	Simpson	Clark	Robinson	Teubner	Reed	Oladipo
at San Diego State*	Hassanein	Fely	Gums	D. Washington	Schramm	Simpson	Clark	Robinson	Z. Washington	Reed	Virgin <sup>EDGE</sup>
at Memphis	Hassanein	Fely	Gums	D. Washington	Notarainni	Simpson	Clark	Robinson	Z. Washington	Reed	Oladipo
San Jose State*	Hassanein	Fely	Gums	D. Washington	Notarainni	Simpson	Clark	Benefield	Z. Washington	Reed	Kaniho
at Colorado State*	Hassanein	Fely	Gums	Benefield <sup>DM</sup>	Notarainni	Simpson	Clark	Robinson	Teubner	McCoy	Oladipo
Wyoming*	Hassanein	Fely	Gums	Virgin	Schramm	Simpson	Clark	Robinson	Teubner	McCoy	Oladipo
at Fresno State*	Hassanein	Fely	Benefield <sup>DM</sup>	Virgin	Schramm	Simpson	Clark	Robinson	Teubner	McCoy	Oladipo
New Mexico*											
at Utah State*											
Air Force*											



### 163-46 (.779) ALL-TIME RECORD ON TV

DATE	OPPONENT	LOC	W/L	SCORE	TV
12/30/1999	Louisville	H	W	34-31	ESPN
12/28/2000	UTEP	H	W	38-23	ESPN
10/19/2001	Fresno State	A	W	35-30	ESPN
10/18/2002	Fresno State	H	W	67-21	ESPN
12/31/2002	Iowa State	H	W	34-16	ESPN
10/30/2003	BYU	A	W	50-12	ESPN
11/02/2003	Fresno State	A	W	31-17	ESPN2
12/06/2003	Hawai'i	A	W	45-28	ESPN2
12/23/2003	TCU	N	W	34-31	ESPN
09/10/2004	Oregon State	H	W	53-34	ESPN
09/24/2004	BYU	H	W	28-27	ESPN
10/23/2004	Fresno State	H	W	33-16	ESPN2
10/29/2004	Hawai'i	H	W	69-3	ESPN2
11/13/2004	San José State	A	W (2OT)	56-49	ESPN2
11/22/2004	Nevada	A	W	58-21	ESPN
12/31/2004	Louisville	N	L	41-44	ESPN
09/03/2005	Georgia	A	L	13-48	ESPN
09/21/2005	Bowling Green	H	W	48-20	ESPN2
11/10/2005	Fresno State	A	L	7-27	ESPN
12/28/2005	Boston College	H	L	20-27	ESPN
09/07/2006	Oregon State	H	W	42-14	ESPN
10/15/2006	New Mexico St.	A	W	40-28	ESPN
11/01/2006	Fresno State	H	W	45-21	ESPN2
11/25/2006	Nevada	A	W	38-7	ESPN2
01/01/2007	Oklahoma	N	W (OT)	43-42	FOX
09/27/2007	Southern Miss	H	W	38-16	ESPN
10/07/2007	New Mexico St.	H	W	58-0	ESPN
10/14/2007	Nevada	H	W (4OT)	69-67	ESPN
10/26/2007	Fresno State	A	W	34-21	ESPN2
11/23/2007	Hawaii	A	L	27-39	ESPN2
12/23/2007	East Carolina	N	L	38-41	ESPN
10/01/2008	Louisiana Tech	H	W	38-3	ESPN
10/11/2008	Southern Miss	A	W	24-7	CBS CTV
10/17/2008	Hawaii	H	W	27-7	ESPN
10/24/2008	San José State	A	W	33-16	ESPN2
11/21/2008	Nevada	A	W	41-34	ESPN2
11/28/2008	Fresno State	H	W	61-10	ESPN2
12/23/2008	TCU	N	L	16-17	ESPN
09/03/2009	Oregon	H	W	19-8	ESPN
09/9/2009	Fresno State	A	W	51-34	ESPN
10/14/2009	Tulsa	A	W	28-21	ESPN
11/06/2009	Louisiana Tech	A	W	45-35	ESPN2
11/14/2009	Idaho	H	W	63-25	ESPNU
11/20/2009	Utah State	A	W	52-21	ESPN2
11/27/2009	Nevada	A	W	44-33	ESPN2
01/04/2010	TCU	N	W	17-10	FOX
09/06/2010	Virginia Tech	N	W	33-30	ESPN
09/18/2010	Wyoming	A	W	51-6	CBS CTV
09/25/2010	Oregon State	H	W	37-24	ABC
10/26/2010	Louisiana Tech	H	W	49-20	ESPN2
11/06/2010	Hawaii	H	W	42-7	ESPNU/3D
11/12/2010	Idaho	A	W	52-14	ESPN2/3D
11/19/2010	Fresno State	H	W	51-0	ESPN2
11/26/2010	Nevada	A	L (OT)	31-34	ESPN
12/22/2010	Utah	N	W	26-3	ESPN

DATE	OPPONENT	LOC	W/L	SCORE	TV
09/03/2011	Georgia	N	W	35-21	ESPN
09/16/2011	Toledo	A	W	40-15	ESPN
09/24/2011	Tulsa	H	W	41-21	CBS SN
10/01/2011	Nevada	H	W	30-10	VERSUS
10/07/2011	Fresno State	A	W	57-7	ESPN
10/15/2011	Colorado State	A	W	63-13	The Mtn.
10/22/2011	Air Force	H	W	37-26	VERSUS
11/05/2011	UNLV	A	W	48-21	CBS SN
11/12/2011	TCU	H	L	35-36	VERSUS
11/19/2011	San Diego State	A	W	52-35	CBS SN
11/26/2011	Wyoming	H	W	36-14	The Mtn.
12/03/2011	New Mexico	H	W	45-0	The Mtn.
12/22/2011	Arizona State	N	W	56-24	ESPN
08/31/2012	Michigan State	A	L	13-17	ESPN
09/15/2012	Miami (Ohio)	H	W	39-12	NBC SN
09/20/2012	BYU	H	W	7-6	ESPN
10/13/2012	Fresno State	H	W	20-10	NBC SN
10/20/2012	UNLV	H	W	32-7	NBC SN
10/27/2012	Wyoming	A	W	45-14	CBS SN
11/03/2012	San Diego State	H	L	19-21	CBS SN
11/10/2012	Hawai'i	A	W	49-14	NBC SN
11/17/2012	Colorado State	H	W	42-14	NBC SN
12/01/2012	Nevada	A	W	27-21	ABC
12/22/2012	Washington	N	W	28-26	ESPN
08/31/2013	Washington	A	L	6-38	FS1
09/13/2013	Air Force	H	W	42-20	ESPN
09/20/2013	Fresno State	A	L	40-41	ESPN
09/28/2013	Southern Miss	H	W	60-7	ESPNU
10/12/2013	Utah State	A	W	34-23	CBS SN
10/19/2013	Nevada	H	W	34-17	CBS SN
10/25/2013	BYU	A	L	20-37	ESPN
11/02/2013	Colorado State	A	W	42-30	CBS SN
11/16/2013	Wyoming	H	W	48-7	ESPN2
11/23/2013	San Diego State	A	L	31-34 (OT)	CBS SN
11/30/2013	New Mexico	H	W	45-17	ESPN2
12/24/2013	Oregon State	N	L	23-38	ESPN
08/28/2014	Ole Miss	N	L	13-35	ESPN
09/06/2014	Colorado State	H	W	37-24	ESPN2
09/13/2014	Connecticut	A	W	38-21	ABC/ESPN2
09/20/2014	Louisiana	H	W	34-9	CBS SN
09/27/2014	Air Force	A	L	14-28	CBS SN
10/04/2014	Nevada	A	W	51-46	CBS SN
10/17/2014	Fresno State	H	W	37-27	ESPN
10/24/2014	BYU	H	W	55-30	ESPN
11/08/2014	New Mexico	A	W	60-49	CBS SN
11/15/2014	San Diego State	H	W	38-29	ESPNU
11/22/2014	Wyoming	A	W	63-14	ESPN2
11/29/2014	Utah State	H	W	50-19	ESPN2
12/06/2014	Fresno State	H	W	28-14	CBS
12/31/2014	Arizona	N	W	38-30	ESPN





DATE	OPPONENT	LOC	W/L	SCORE	TV
09/04/2015	Washington	H	W	16-13	ESPN
09/12/2015	BYU	A	L	24-35	ESPN2
9/18/2015	Idaho State	H	W	52-0	CBS SN
9/25/2015	Virginia	A	W	56-12	ESPN
10/03/2015	Hawai'i	H	W	55-0	ESPN2
10/10/2015	Colorado State	A	W	41-10	CBS SN
10/16/2015	Utah State	A	L	26-52	CBS SN
10/24/2015	Wyoming	H	W	34-14	ESPN2
10/31/2015	UNLV	A	W	55-27	ESPNU
11/14/2015	New Mexico	H	L	24-31	ESPNU
11/20/2015	Air Force	H	L	30-37	ESPN2
11/27/2015	San José State	A	W	40-27	CBS SN
12/23/2015	N. Illinois	N	W	55-7	ESPN
09/03/2016	Louisiana	A	W	45-10	ASN
09/10/2016	Washington St.	H	W	31-28	ESPN2
09/24/2016	Oregon State	A	W	38-24	FS1
10/01/2016	Utah State	H	W	21-10	ESPN2
10/07/2016	New Mexico	A	W	49-21	CBS SN
10/15/2016	Colorado State	H	W	28-23	ESPN2
10/20/2016	BYU	H	W	28-27	ESPN
10/29/2016	Wyoming	A	L	28-30	CBS SN
11/04/2016	San José State	H	W	45-31	ESPN2
11/12/2016	Hawaii	A	W	52-16	CBS SN
11/18/2016	UNLV	H	W	42-25	ESPN2
11/25/2016	Air Force	A	L	20-27	CBS SN
12/27/2016	Baylor	N	L	12-31	ESPN
09/02/2017	Troy	H	W	24-13	ESPNU
09/09/2017	Washington St.	A	L (30T)	44-47	ESPN
09/14/2017	New Mexico	H	W	28-14	ESPN
09/22/2017	Virginia	H	L	23-42	ESPN2
10/06/2017	BYU	A	W	24-7	ESPN
10/14/2017	San Diego State	A	W	31-14	CBS SN
10/21/2017	Wyoming	H	W	24-14	ESPN2
10/28/2017	Utah State	A	W	41-14	CBS SN
11/04/2017	Nevada	H	W	41-14	ESPNU
11/11/2017	Colorado St	A	W (OT)	59-52	CBS SN
11/18/2017	Air Force	H	W	44-19	ESPN2
11/25/2017	Fresno St	A	L	17-28	CBS SN
12/02/2017	Fresno St	H	W	17-14	ESPN
12/16/2017	Oregon	N	W	38-28	ABC
09/01/2018	Troy	A	W	56-20	ESPNEWS
09/08/2018	Connecticut	H	W	62-7	ESPNU
09/15/2018	Oklahoma St	A	L	21-44	ESPN
09/29/2018	Wyoming	A	W	34-14	CBS SN
10/06/2018	San Diego St	H	L	13-19	ESPNU
10/13/2018	Nevada	A	W	31-27	CBS SN
10/19/2018	Colorado St	H	W	56-28	ESPN2
10/27/2018	Air Force	A	W	48-38	CBS SN
11/03/2018	BYU	H	W	21-16	ESPN2
11/09/2018	Fresno St	H	W	24-17	ESPN2
11/16/2018	New Mexico	A	W	45-14	CBS SN
11/24/2018	Utah State	H	W	33-24	ESPN
12/01/2018	Fresno State	H	L (OT)	16-19	ESPN
12/26/2018	Boston Coll	N	NO CONTEST	CCD	ESPN
08/31/2019	Florida St	A	W	36-31	ESPNEWS
09/06/2019	Marshall	H	W	14-7	ESPN2
09/14/2019	Portland St	H	W	45-10	ESPN2
09/20/2019	Air Force	H	W	30-19	ESPN2

DATE	OPPONENT	LOC	W/L	SCORE	TV
10/05/2019	UNLV	A	W	38-13	CBS SN
10/12/2019	Hawai'i	H	W	59-37	ESPN2
10/19/2019	BYU	A	L	25-28	ESPN2
11/02/2019	San Jose St	A	W	52-42	CBS SN
11/09/2019	Wyoming	H	W (OT)	20-17	ESPN
11/16/2019	New Mexico	H	W	42-9	ESPN2
11/23/2019	Utah State	A	W	56-21	CBS SN
11/29/2019	Colorado St	A	W	31-24	CBS SN
12/07/2019	Hawai'i	H	W	31-10	ESPN
12/21/2019	Washington	N	L	7-38	ABC
10/24/2020	Utah State	H	W	42-13	FS1
10/31/2020	Air Force	A	W	49-30	CBS SN
11/06/2020	BYU	H	L	17-51	FS1
11/12/2020	Colorado St	H	W	52-21	FS1
11/21/2020	Hawai'i	A	W	40-32	CBS SN
11/28/2020	San Jose St	H	-	CANCELED	FOX
12/04/2020	UNLV	A	-	CANCELED	CBS SN
12/12/2020	Wyoming	A	W	17-9	CBS SN
12/19/2020	San Jose St	A	L	20-34	FOX
09/02/2021	UCF	A	L	31-36	ESPN
09/10/2021	UTEP	H	W	54-13	FS1
09/18/2021	Oklahoma St	H	L	20-21	FS1
09/25/2021	Utah State	A	W	27-3	CBS
10/02/2021	Nevada	H	L	31-41	FS1
10/09/2021	BYU	A	W	26-17	ABC
10/16/2021	Air Force	H	L	17-24	FS1
10/30/2021	Colorado St	A	W	28-19	CBS SN
11/06/2021	Fresno St	A	W	40-14	CBS SN
11/12/2021	Wyoming	H	W	23-13	FS1
11/20/2021	New Mexico	H	W	37-0	FS1
11/26/2021	San Diego St	A	L	16-27	CBS
09/03/2022	Oregon St	A	L	17-34	ESPN
09/09/2022	New Mexico	A	W	31-14	CBS SN
09/17/2022	UT Martin	H	W	30-7	FS1
09/23/2022	UTEP	A	L	10-27	CBS SN
09/30/2022	San Diego St	H	W	35-13	FS1
10/08/2022	Fresno St	H	W	40-20	FS1
10/22/2022	Air Force	A	W	19-14	CBS SN
10/29/2022	Colorado St	H	W	49-10	FS1
11/5/2022	BYU	H	L	28-31	FS2
11/12/2022	Nevada	A	W	41-3	CBS SN
11/19/2022	Wyoming	A	W	20-17	CBS SN
11/25/2022	Utah St	H	W	42-23	CBS
12/3/2022	Fresno St	H	L	28-16	FOX
12/17/2022	North Texas	N	W	35-32	ESPN
9/2/2023	#10/11 Washington	A	L	19-56	ABC
9/9/2023	UCF	H	L	16-18	FS1
9/16/2023	North Dakota	H	W	42-18	FS1
9/22/2023	San Diego State	A	W	34-31	CBS SN
9/30/2023	Memphis	A	L	32-35	ESPN2
10/7/2023	San Jose State	H	W	35-27	CBS SN
10/14/2023	Colorado State	A	L	30-31	FS1
10/28/2023	Wyoming	H	W	32-7	FS2
11/4/2023	Fresno State	A	L	30-37	CBS SN
11/11/2023	New Mexico	H	-	-	FS1



## BLOCKED KICKS

The following is a breakdown of blocked kicks since 1990:

SEASON	PAT	FG	PUNT	TOTAL
1990	2	5	5	12
1991	0	2	1	3
1992	0	0	2	2
1993	3	3	1	7
1994	2	2	0	4
1995	1	1	0	2
1996	0	1	1	2
1997	0	2	1	3
1998	0	0	0	0
1999	0	2	3	5
2000	0	0	3	3
2001	0	0	1	1
2002	0	1	4	5
2003	0	1	4	5
2004	1	1	2	4
2005	1	1	1	3
2006	0	2	0	2
2007	3	4	4	11
2008	0	2	2	4
2009	0	0	1	1
2010	0	2	2	4
2011	3	0	4	7
2012	0	1	0	1
2013	0	3	0	3
2014	0	2	1	3
2015	0	1	1	2
2016	0	2	1	3
2017	0	0	1	1
2018	0	1	1	2
2019	1	0	1	2
2020	1	1	3	5
2021	0	1	3	4
2022	0	1	1	2
2023	0	1	0	1

## AGAINST RANKED OPPONENTS

The following is a list of ranked opponents the Broncos have faced since joining the Football Bowl Subdivision in 1996:

ALL-TIME RECORD: 17-22

SEASON	OPPONENT	BSU	LOC	W/L	RES
1996	#5 Arizona State		A	L	7-56
1997	#15 Washington State		A	L	0-58
1999	#17 UCLA		A	L	7-38
2001	#21 South Carolina		A	L	13-32
2001	#8 Fresno State		A	W	35-30
2003	#19 TCU	#18	A	W	34-31
2004	#8 Louisville		N	L	40-44
2005	#13 Georgia	#18	A	L	13-48
2005	#20 Fresno State		A	L	7-27
2005	#19 Boston College		H	L	21-27
2006 #07	#7 Oklahoma	#9	N	W (OT)	43-42
2007	#13 Hawaii	#17	A	L	29-39
2008	#12 Oregon		A	W	37-32
2008	#11 TCU	#9	N	L	16-17
2009	#16 Oregon	#14	H	W	19-8
2009 #10	#4 TCU	#6	N	W	17-10
2010	#10 Virginia Tech	#3	N	W	33-30
2010	#24 Oregon State	#3	H	W	37-24
2010	#19 Nevada	#4	A	L (OT)	31-34
2010	#20 Utah	#10	N	W	26-3
2011	#19 Georgia	#5	N	W	35-21
2011	#24 TCU	#5	H	L	35-36
2012	#13 Michigan State	#24	A	L	13-17
2013	#25 Fresno State		A	L	40-41
2014	#18 Ole Miss		N	L	13-35
2014	#10 Arizona	#20	N	W	38-30
2017	#20 Washington State		A	L (3OT)	44-47
2017	#18 San Diego State		A	W	31-14
2017	#25 Fresno State		H	W	17-14
2018	#19 Oklahoma St	#17	A	L	21-44
2018	#16 Fresno State		H	W	24-17
2018	#14 Utah State	#21	H	W	33-24
2018	#23 Fresno State	#19	H	L (OT)	16-19
2020	#9 BYU	#21	H	L	17-51
2020	#25 San José State		A	L	20-34
2021	#22 Oklahoma State		H	L	20-21
2021	#10 BYU		A	W	26-17
2021	#25 Fresno State		A	W	40-14
2021	#22 San Diego State		A	L	16-27
2023	#10/11 Washington		A	L	19-56

## OVERTIME GAMES

ALL-TIME RECORD: 7-6

YEAR	OPPONENT	LOC	W/L	SCORE	# OT
1988	Northern Arizona	A	W	24-21	1
1990	Nevada	A	L	52-59	3
1997	Idaho	A	W	30-23	1
1998	Idaho	H	L	35-36	1
2004	San José State	A	W	56-49	2
2006	Oklahoma	N	W	43-42	1
2007	Nevada	H	W	69-67	4
2010	Nevada	A	L	31-34	1
2013	San Diego State	A	L	31-34	1
2017	Washington State	A	L	44-47	3
2017	Colorado State	A	W	59-52	1
2018	Fresno State	H	L	16-19	1
2019	Wyoming	H	W	20-17	1



## TOTAL OFFENSE

<b>Yards</b>	
500+	507
	Kellen Moore vs. Hawai'i; Nov. 6, 2010
400+	427
	Brett Rypien vs. BYU; Oct. 20, 2016
300+	319
	Maddux Madsen at Fresno State; Nov. 4, 2023

## PASSING

<b>Yards</b>	
500+	503
	Brett Rypien vs. New Mexico; Nov. 14, 2015
400+	407
	Hank Bachmeier at Florida State; Aug. 31, 2019
300+	305
	Taylen Green vs. Colorado State; Oct. 29, 2022
300+ by Half	317 (16-for-24)
	Brett Rypien vs. BYU; Oct. 20, 2016

<b>Attempts</b>	
60+	75
	Brett Rypien (75) vs. New Mexico; Nov. 14, 2015
50+	51
	Hank Bachmeier at Florida State; Aug. 31, 2019
40+	42
	Maddux Madsen at Fresno State; Nov. 4, 2023
30+	42
	Maddux Madsen at Fresno State; Nov. 4, 2023

<b>Completions</b>	
40+	40
	Brett Rypien (40) vs. New Mexico; Nov. 14, 2015
30+	34
	Hank Bachmeier vs. Nevada; Oct. 2, 2021
20+	22
	Maddux Madsen at Fresno State; Nov. 4, 2023

<b>Pass Percentage (Min. 15 Attempts)</b>	
800+	.800 (12-for-15)
	Maddux Madsen vs. Wyoming; Oct. 28, 2023
700+	800 (12-for-15)
	Maddux Madsen vs. Wyoming; Oct. 28, 2023
.600+	800 (12-for-15)
	Maddux Madsen vs. Wyoming; Oct. 28, 2023

<b>Touchdown Passes</b>	
6+	6
	Jim McMillan vs. Montana; Nov. 16, 1974
5+	5
	Brett Rypien vs. Air Force; Oct. 27, 2018
4+	4
	Taylen Green vs. Utah State; Nov. 25, 2022
3+	4
	Taylen Green vs. Utah State; Nov. 25, 2022

<b>Passes Had Intercepted</b>	
5+	6
	Mike Virden vs. Montana; Oct. 28, 1989
4+	4
	Grant Hedrick vs. Air Force; Sept. 27, 2014
3+	3
	Brett Rypien vs. Nevada; Oct. 13, 2018

## RUSHING

<b>Yards</b>	
250+	254
	Eron Hurley vs. Idaho; Nov. 21, 1998
200+	212
	Ashton Jeanty at Colorado State; Oct. 14, 2023
150+	212
	Ashton Jeanty at Colorado State; Oct. 14, 2023
100+	212
	Ashton Jeanty at Colorado State; Oct. 14, 2023
<b>100 Yards by Halftime</b>	167
	Ashton Jeanty at Colorado State; Oct. 14, 2023
<b>Multiple Players with 100+</b>	178, 119
	Ashton Jeanty (178), Taylen Green (119) vs. North Texas; Dec. 17, 2022

<b>Attempts</b>	
35+	Alexander Mattison (40)
	Dec. 1, 2018; Fresno State
30+	Ashton Jeanty (31)
	Oct. 14, 2023; Colorado State
25+	Ashton Jeanty (31)
	Oct. 14, 2023; Colorado State
20+	George Holani (20)
	Oct. 28, 2023; Wyoming

<b>Yards Per Carry (Min. 10 Attempts)</b>	
10.0+	George Holani (11.1/16-178)
	Nov. 23, 2019; Utah State
8.0+	Ashton Jeanty (8.9/23-205)
	Sept. 22, 2023; San Diego State
6.0+	Ashton Jeanty (6.8/31-212)
	Oct. 14, 2023; Colorado State

<b>Touchdowns</b>	
5+	Jay Ajayi (5)
	Nov. 29, 2014; Utah State
4+	George Holani (4)
	Nov. 2, 2019; San Jose State
3+	Ashton Jeanty (3)
	Oct. 14, 2023; Colorado State

<b>Longest Run From Scrimmage</b>	
80+	Taylen Green (91)
	Nov. 25, 2022; Utah State
70+	Taylen Green (91)
	Nov. 25, 2022; Utah State
60+	Ashton Jeanty (68)
	Oct. 7, 2023; San José State
50+	Ashton Jeanty (68)
	Oct. 7, 2023; San José State
40+	Ashton Jeanty (68)
	Oct. 7, 2023; San José State

## RECEIVING

<b>Receptions</b>	
15+	Thomas Sperbeck (20)
	Nov. 14, 2015; New Mexico
10+	Stefan Cobbs (10)
	Oct. 2, 2021; Nevada
8+	Eric McAlister (8)
	Nov. 4, 2023; Fresno State
5+	Eric McAlister (8)
	Nov. 4, 2023; Fresno State
<b>10 Receptions at Halftime</b>	
	Shane Williams-Rhodes (10)
	Nov. 16, 2013; Wyoming

<b>Yards</b>	
250+	Thomas Sperbeck (281)
	Nov. 14, 2015; New Mexico
200+	Cedrick Wilson (221)
	Dec. 16, 2017; Oregon
150+	Eric McAlister (160)
	Oct. 28, 2023; Wyoming
100+	Eric McAlister (160)
	Oct. 28, 2023; Wyoming
<b>100+ Receiving at Halftime</b>	126 yards (6 rec.)
	Eric McAlister vs. San José State; Oct. 7, 2023

<b>Multiple Receivers w/ 10-plus Rec</b>	
	Shane Williams-Rhodes (14) / Jay Ajayi (12)
	vs. Ole Miss; Aug. 28, 2014
<b>Multiple 100-yard Receivers</b>	
	Khalil Shakir (7-111) / John Hightower (4-105)
	vs. UNLV; Oct. 5, 2019

<b>Yards Per Catch (Min. Five Rec.)</b>	
40.0+	40.8 (5-204)
	Al Marshall vs. Portland State; Nov. 4, 1972
30.0+	34.0 (5-170)
	Eric McAlister vs. San José State; Oct. 7, 2023
20.0+	22.9 (7-160)
	Eric McAlister vs. Wyoming; Oct. 28, 2023

<b>Touchdowns</b>	
4+	Austin Pettis (4)
	Nov. 14, 2009; Idaho
3+	Sean Modster (3)
	Nov. 16, 2018; New Mexico
2+	Eric McAlister (2)
	Sept. 16, 2023; North Dakota

<b>Longest Reception</b>	
90+	98
	Lawrence Bady vs. SMU; Oct. 18, 2003
80+	83
	Eric McAlister vs. San José State; Oct. 7, 2023
70+	83
	Eric McAlister vs. San José State; Oct. 7, 2023
60+	83
	Eric McAlister vs. San José State; Oct. 7, 2023
50+	83
	Eric McAlister vs. San José State; Oct. 7, 2023

## MISC.

<b>100+ Yard Rushing/Receiving</b>	140 rushing/109 receiving
	Jeremy McNichols vs. BYU; Oct. 20, 2016
<b>Threw and Caught a TD Pass</b>	(2-yd pass/18-yd catch)
	Khalil Shakir vs. New Mexico; Nov. 16, 2019
<b>Fumble Recovered for a TD</b>	24 yards
	Sonatane Lui vs. New Mexico; Nov. 16, 2019
<b>Multiple Players Threw for TDs</b>	
4+	vs. Utah State; Nov. 8, 2008
	Kellen Moore (2) / Tanyon Bissell (1) / Mike Coughlin (1) / Vinny Perretta (1)
3+	vs. Hawai'i; Oct. 12, 2019
	Chase Cord (3) / Hank Bachmeier (1) / Jaylon Henderson (1)
2+	vs. San José State; Oct. 7, 2023
	Taylen Green (1) / Maddux Madsen (1)
<b>2-Point Conversion</b>	vs. Wyoming; Oct. 28, 2023
	Colt Fulton pass to Matt Lauter

## DEFENSE

<b>Interceptions</b>	
4+	4
	Steve Forrey vs. Idaho State; 1968
3+	3
	Brandyn Thompson vs. Hawai'i; Oct. 17, 2008
2+	2
	JL Skinner at Wyoming; Nov. 19, 2022
<b>Interception Return for a TD</b>	48 yards
	Seyi Oladipo vs. Utah State; Nov. 25, 2022

<b>Total Tackles</b>	
25+	28
	Scott Russell vs. Northern Arizona; Sept. 17, 1988
20+	28
	Scott Russell vs. Northern Arizona; Sept. 17, 1988
15+	15
	DJ Schramm vs. Utah State; Nov. 25, 2022
12+	12
	Andrew Simpson at Fresno State; Nov. 4, 2023
<b>Solo Tackles</b>	
10+	11
	JL Skinner vs. Utah State; Sept. 25, 2021

<b>Sacks</b>	
4+	4.0
	Curtis Weaver vs. Portland State; Sept. 14, 2019
3+	3.0
	Isaiah Bagnah vs. Nevada; Oct. 2, 2021
2+	2.0
	Divine Obichere vs. Colorado State; Oct. 29, 2022

<b>Tackles For Loss</b>	
4+	4.5
	Divine Obichere vs. Colorado State; Oct. 29, 2022
3+	3.0
	Andrew Simpson vs. Wyoming; Oct. 28, 2023





## SPECIAL TEAMS

### Kickoff Returns

7+	7
	Jeremy McNichols vs. San Diego State; Nov. 15, 2017
6+	6
	Kaden Dudley at Fresno State; Nov. 4, 2023
5+	6
	Kaden Dudley at Fresno State; Nov. 4, 2023

### Longest Kickoff Return

90+	99
	Avery Williams v.s. Hawai'i; Nov. 21, 2020
80+	99
	Avery Williams v.s. Hawai'i; Nov. 21, 2020
70+	99
	Avery Williams v.s. Hawai'i; Nov. 21, 2020
60+	99
	Avery Williams v.s. Hawai'i; Nov. 21, 2020
50+	99
	Avery Williams v.s. Hawai'i; Nov. 21, 2020
Kickoff Return for a TD	99
	Avery Williams v.s. Hawai'i; Nov. 21, 2020

### Punt Returns

9+	9
	Rick Woods vs. Idaho State; Oct. 20, 1979
7+	7
	Avery Williams vs. Colorado State; Nov. 12, 2020
6+	7
	Avery Williams vs. Colorado State; Nov. 12, 2020

### Punt Return Yardage

150+	151
	Quinton Jones vs. Boston College; Dec. 28, 2005
100+	124
	Avery Williams vs. Troy; Sept. 2, 2017; Troy

### Longest Punt Return

90+	90
	Kyle Wilson vs. Fresno State; Nov. 28, 2008
80+	81
	Stefan Cobbs at UTEP; Sept. 10, 2021
70+	81
	Stefan Cobbs at UTEP; Sept. 10, 2021
60+	81
	Stefan Cobbs at UTEP; Sept. 10, 2021
50+	81
	Stefan Cobbs at UTEP; Sept. 10, 2021

### Punt Return for a TD

	0
	Deven Wright vs. New Mexico; Sept. 9, 2022

### Punts

10+	11
	Danny Weeks vs. Nevada; Oct. 26, 1991
8+	9
	James Ferguson-Reynolds vs. New Mexico; Sept. 9, 2022
6+	7
	James Ferguson-Reynolds at #10/11 Washington; Sept. 2, 2023

### Punt Average (Min. Five Punts)

50.0+	50.8 (5-254), James Ferguson-Reynolds at San Diego State, Sept. 22, 2023
48.0+	50.8 (5-254), James Ferguson-Reynolds at San Diego State, Sept. 22, 2023
45.0+	50.8 (5-254), James Ferguson-Reynolds at San Diego State, Sept. 22, 2023

### Field Goals

5+	Eric Sachse (5) at Florida State; Aug. 31, 2019
4+	Jonah Dalmás (4) at Air Force; Oct. 22, 2022
3+	Jonah Dalmás (3) at Fresno State; Nov. 4, 2023

### Long Field Goals

55+	Jonah Dalmás (56) Sept. 9, 2023; UCF
50+	Jonah Dalmás (52) at Fresno State; Nov. 4, 2023
45+	Jonah Dalmás (52) at Fresno State; Nov. 4, 2023

### Points After Touchdown

10+	10
	Anthony Montgomery vs. Idaho; Nov. 19, 2005
9+	9
	Dan Goodale vs. UT Martin; Sept. 7, 2013
8+	Eric Sachse (8) Nov. 23, 2019; Utah State
7+	7
	Jonah Dalmás vs. Colorado State; Oct. 29, 2022;

## THE LAST TIME (TEAM)

## OFFENSE - TEAM

### Yards of Total Offense

700+	818
	vs. Connecticut; Sept. 8, 2018
600+	621
	at Florida State; Aug. 31, 2019
500+	519
	at Memphis, Sept. 30, 2023

### Fewest Yards of Total Offense

100-	69
	vs. Fresno State; Sept. 17, 1977
200-	177
	vs. UTEP; Sept. 23, 2022
300-	177
	vs. UTEP; Sept. 23, 2022

### Passing Yards

500+	503
	vs. New Mexico; Nov. 14, 2015
400+	407
	at Florida State; Aug. 31, 2019
300+	375
	at Memphis, Sept. 30, 2023

### Fewest Passing Yards

50-	49
	vs. Northern Arizona; Nov. 11, 1978
100-	93
	vs. UTEP; Sept. 23, 2022
150-	137
	vs. North Texas; Dec. 17, 2022

### Passing Touchdowns

6+	6
	vs. Idaho; Nov. 14, 2009
5+	5
	vs. Hawai'i; Oct. 12, 2019
4+	4
	vs. Utah State; Nov. 25, 2022

### Rushing Yards

500+	531
	vs. Montana; Oct. 27, 1973
400+	400
	vs. Connecticut; Sept. 8, 2018
300+	318
	vs. North Texas; Dec. 17, 2022

### Fewest Rushing Yards

0-	-11
	vs. Northern Arizona; Oct. 9, 1993
50-	22
	vs. Nevada; Oct. 2, 2021
100-	84
	vs. UTEP; Sept. 23, 2022

### Rushing Touchdowns

8+	8
	vs. San Jose State; Nov. 13, 2004
7+	7
	vs. Weber State; Aug. 30, 2007
6+	6
	vs. San Jose State; Nov. 2, 2019
5+	5
	vs. San Diego State; Sept. 30, 2022

### Points Scored

70+	70
	vs. Idaho; Nov. 19, 2005
60+	62
	vs. Connecticut; Sept. 8, 2018
50+	54
	at UTEP; Sept. 10, 2021
40+	42
	vs. North Dakota; Sept. 16, 2023

### Fewest Points Scored

0	0
	vs. Washington State; Sept. 27, 1997
7-	7
	vs. Washington; Dec. 21, 2019
14-	10
	vs. UTEP; Sept. 23, 2022

### Scoring Differential (+)

50+	+55 (62-7)
	vs. Connecticut; Sept. 8, 2018
40+	+41 (54-13)
	vs. UTEP; Sept. 10, 2021
30+	+38 (41-3)
	vs. Nevada; Nov. 12, 2022
20+	+25 (32-7)
	vs. Wyoming; Oct. 28, 2023

## DEFENSE - TEAM

### Fumbles Recovered

6+	6
	vs. ULM (Northeastern Louisiana); Nov. 15, 1986
5+	5
	vs. Eastern Washington; Oct. 14, 2000

### Interceptions

7+	7
	vs. Cal Poly; Nov. 17, 1979
6+	6
	vs. Northern Iowa; Nov. 24, 1990
5+	5
	vs. Idaho; Nov. 14, 2009
4+	4
	vs. Virginia; Sept. 25, 2015
3+	3
	vs. Wyoming; Nov. 19, 2022;

### Fewest Yards Allowed

50-	33
	vs. Northern Illinois; Dec. 23, 2015
100-	33
	vs. Northern Illinois; Dec. 23, 2015
150-	112
	vs. Wyoming; Oct. 28, 2023



## TEAM STATISTICS

Category	BSU	OPP
Scoring	270	260
Points per game	30.0	28.9
Points Off Turnovers	21	57
First Downs	202	172
Rushing	94	59
Passing	95	103
Penalty	13	10

Rushing Yardage	1740	1033
Yards gained rushing	1880	1240
Yards lost rushing	140	207
Rushing attempts	344	269
Average per rush	5.1	3.8
Average per game	193.3	114.8
TDs Rushing	20	16

Passing Yardage	2169	2518
Comp-Att-Int	160-282-9	189-301-6
Average per pass	7.7	8.4
Average per catch	13.6	13.3
Average per game	241.0	279.8
TDs Passing	13	15

Total offense	3909	3551
Total plays	626	570
Average per play	6.2	6.2
Average per game	434.3	394.6

Kick returns: #-Yards	23-437	21-548
Punt returns: #-Yards	7-19	11-122
Int returns: #-Yards	6-20	9-61
Kick return average	19.0	26.1
Punt return average	2.7	11.1
Int return average	3.3	6.8
Fumbles-Lost	10-8	7-4

Penalties-Yards	37-318	46-376
Average per game	35.3	41.8

Punts-Yards	38-1893	43-1805
Average per punt	49.8	42.0
Net punt average	43.4	40.6

Kickoffs-Yards	53-3251	48-2908
Average per kick	61.3	60.6
Net kick average	36.6	39.6

Time of possession / game	31:21	28:39
---------------------------	-------	-------

3rd-down conversion	56/122	45/114
3rd-down pct	46%	39%

4rd-down conversion	7/8	4/10
4rd-down pct	88%	40%

Sacks by-Yards	19-138	10-61
Misc Yards	0	0
Touchdowns scored	33	33
Field goals - attempts	13-16	11-13
On-Side kicks	0-2	0-3

Red-zone scores	(29-33) 88%	(29-33) 88%
Red-zone touchdowns	(23-33) 70%	(23-33) 70%

PAT-attempts	(29-30) 97%	(29-30) 97%
2-point conversion-attempts	(2-3) 67%	(0-3) 0%

Attendance	144,737	197,145
Games / Avg per game	4/36,184	5/39,429
Neutral site games		-

## SCORE BY QUARTERS

	1st	2nd	3rd	4th	OT	Total
Boise State	38	85	45	72	-	240
Opponents	31	77	36	79	-	223

## GAME RECORDS

Record	Overall	Home	Away	Neutral
ALL GAMES	4-5	3-1	1-4	0-0
CONFERENCE	3-2	2-0	1-2	0-0
NON-CONFERENCE	1-3	1-1	0-2	0-0

## RESULTS

Date	Opponent	W/L	Score	Attend
Sept. 2	at #10/11 Washington	L	19-56	67,475
Sept. 9	UCF	L	16-18	36,447
Sept. 16	North Dakota	W	42-18	35,610
Sept. 22	at San Diego State*	W	34-31	23,374
Sept. 30	at Memphis	L	32-35	30,364
Oct. 7	San José State*	W	35-27	37,491
Oct. 14	at Colorado State*	L	30-31	34,901
Oct. 28	Wyoming*	W	32-7	35,189
Nov. 4	at Fresno State*	L	30-37	41,031
Nov. 11	New Mexico*			
Nov. 18	at Utah State*			
Nov. 24	Air Force*			

\* Indicates Mountain West Conference game

## RUSHING

Player	GP	Att	Gain	Loss	Net	Avg	TD	Long	Avg/G
Ashton Jeanty	8	157	957	36	921	5.9	11	68	115.1
Taylen Green	9	50	303	35	268	5.4	5	21	29.8
George Holani	3	49	215	10	205	4.2	1	17	68.3
Jambres Dubar	8	37	191	4	187	5.1	1	24	23.4
Maddux Madsen	8	30	159	33	126	4.2	2	27	15.8
Tyler Crowe	7	9	29	0	29	3.2	0	8	4.1
Kaden Dudley	8	5	26	5	21	4.2	0	18	2.6
Chase Penry	4	1	0	0	0	0.0	0	0	0.0
Stefan Cobbs	9	2	0	10	-10	-5.0	0	0	-1.1
Team	9	4	0	7	-7	-1.8	0	0	-0.8
<b>Total</b>	<b>9</b>	<b>344</b>	<b>1880</b>	<b>140</b>	<b>1740</b>	<b>5.1</b>	<b>20</b>	<b>68</b>	<b>193.3</b>
<b>Opponents</b>	<b>9</b>	<b>269</b>	<b>1240</b>	<b>207</b>	<b>1033</b>	<b>3.8</b>	<b>16</b>	<b>52</b>	<b>114.8</b>

## PASSING

Player	G	Effic	C-A-I	Pct	Yds	TD	Lng	Avg/G
Taylen Green	9	118.9	83-157-6	52.9	1142	6	59	126.9
Maddux Madsen	8	144.8	75-121-3	62.0	989	7	83	123.6
Chase Penry	4	242.8	1-1-0	100.0	17	0	17	4.3
J. Ferguson-Reynolds	9	276.4	1-1-0	100.0	21	0	21	2.3
Team	9	0.0	0-2-0	0.0	0	0	0	0.0
Total	9	130.2160	282-9	56.7	2169	13	83	241.0
Opponents	9	145.5189	301-6	62.8	2518	15	63	279.8

## RECEIVING

Player	G	No.	Yds	Avg	TD	Long	Avg/G
Eric McAllister	9	47	873	18.6	5	83	97.0
Ashton Jeanty	8	30	396	13.2	4	50	49.5
Stefan Cobbs	9	23	241	10.5	1	40	26.8
Billy Bowens	9	16	234	14.6	1	52	26.0
George Holani	3	11	85	7.7	0	32	28.3
Riley Smith	8	7	54	7.7	1	17	6.8
Chase Penry	4	5	48	9.6	0	18	12.0
Jambres Dubar	8	5	14	2.8	0	7	1.8
Matt Lauter	8	4	77	19.3	0	59	9.6
Prince Strachan	9	4	63	15.8	1	26	7.0
Tyler Crowe	7	3	21	7.0	0	10	3.0
Kaden Dudley	8	2	8	4.0	0	7	1.0
Shea Whiting	8	1	1	1.0	0	1	0.1
Austin Bolt	3	1	33	33.0	0	33	11.0
Jayden Virgin	9	1	21	21.0	0	21	2.3
<b>Total</b>	<b>9</b>	<b>160</b>	<b>2169</b>	<b>13.6</b>	<b>13</b>	<b>83</b>	<b>241.0</b>
<b>Opponents</b>	<b>9</b>	<b>189</b>	<b>2518</b>	<b>13.3</b>	<b>15</b>	<b>63</b>	<b>279.8</b>

## PUNT RETURNS

Player	No.	Yds	Avg	TD	Long
Stefan Cobbs	4	12	3.0	0	14
Chase Penry	2	7	3.5	0	7
Cole Wright	1	0	0.0	0	0
<b>Total</b>	<b>7</b>	<b>19</b>	<b>2.7</b>	<b>0</b>	<b>14</b>
<b>Opponents</b>	<b>11</b>	<b>122</b>	<b>11.1</b>	<b>0</b>	<b>36</b>

## INTERCEPTIONS

Player	No.	Yds	Avg	TD	Long
Alexander Teubner	1	0	0.0	0	0
Jaylen Clark	1	0	0.0	0	0
Seyi Oladipo	1	0	0.0	0	0
Andrew Simpson	1	20	20.0	0	20
Ty Benefield	1	0	0.0	0	0
A'Marion McCoy	1	0	0.0	0	0
<b>Total</b>	<b>6</b>	<b>20</b>	<b>3.3</b>	<b>0</b>	<b>20</b>
<b>Opponents</b>	<b>9</b>	<b>61</b>	<b>6.8</b>	<b>0</b>	<b>33</b>

## KICK RETURNS

Player	No.	Yds	Avg	TD	Long
Kaden Dudley	17	340	20.0	0	49
Cole Wright	2	37	18.5	0	28
Chase Penry	2	29	14.5	0	24
Troy Wilkey	2	31	15.5	0	19
<b>Total</b>	<b>23</b>	<b>437</b>	<b>19.0</b>	<b>0</b>	<b>49</b>
<b>Opponents</b>	<b>21</b>	<b>548</b>	<b>26.1</b>	<b>1</b>	<b>95</b>

## FUMBLE RETURNS

Player	No.	Yds	Avg	TD	Long
Andrew Simpson	2	17	8.5	0	17
Braxton Fely	1	2	2.0	0	2
Jayden Virgin	1	0	0.0	0	0
<b>Total</b>	<b>4</b>	<b>19</b>	<b>4.8</b>	<b>0</b>	<b>17</b>
<b>Opponents</b>	<b>8</b>	<b>40</b>	<b>5.0</b>	<b>0</b>	<b>40</b>

## KICKOFFS

Player	No.	Yds	Avg	TB	OB	Retn	Net	YdLn
Jonah Dalmas	53	3251	61.3	29	1			
<b>Total</b>	<b>53</b>	<b>3251</b>	<b>61.3</b>	<b>29</b>	<b>1</b>	<b>21</b>	<b>36.6</b>	<b>28</b>
<b>Opponents</b>	<b>48</b>	<b>2908</b>	<b>60.6</b>	<b>16</b>	<b>3</b>	<b>23</b>	<b>39.6</b>	<b>25</b>

## PUNTING

Player	No.	Yds	Avg	Lg	TB	FC	i20	50+	Blk
J. Ferguson-Reynolds	38	1893	49.8	71	6	3	16	20	0
<b>Total</b>	<b>38</b>	<b>1893</b>	<b>49.8</b>	<b>71</b>	<b>6</b>	<b>3</b>	<b>16</b>	<b>20</b>	<b>0</b>
<b>Opponents</b>	<b>43</b>	<b>1805</b>	<b>42.0</b>	<b>56</b>	<b>2</b>	<b>16</b>	<b>15</b>	<b>8</b>	<b>0</b>



# INDIVIDUAL STATISTICS

## FIELD GOALS

Player	FGM-FGA	Pct	01-19	20-29	30-39	40-49	50-99	Lg	Blk
Jonah Dalmas	13-16	81.3	1-1	3-4	3-4	4-4	2-3	56	1
<b>Opponents</b>	<b>11-13</b>	<b>84.6</b>	<b>0-0</b>	<b>4-4</b>	<b>2-2</b>	<b>3-5</b>	<b>2-2</b>	<b>55</b>	<b>1</b>

## FIELD GOAL SEQUENCE

Numbers in (parentheses) indicate field goal was made.

Game	Boise State	Opponents
Washington	(39),(34)	
UCF	(56)	(50),(33),(55),(40)
North Dakota	( )	
San Diego State	(29),(27)	(22),40
Memphis	(19),24	
San José State	54	(33),(27)
Colorado State	(49),(43),(29)	45,(48)
Wyoming	35,(48)	
Fresno State	(45),(38),(52)	(48),(22),(24)

## SCORING

Player	TD	FGs	Kick	Rush	Rcv	Pass	DXP	Saf	Pts
Ashton Jeanty	15	-	-	-	-	-	-	-	90
Jonah Dalmas	-	13-16	29-30	-	-	-	-	-	68
Taylen Green	5	-	-	-	-	-	-	-	30
Eric McAlister	5	-	-	-	-	-	-	-	30
Maddux Madsen	2	-	-	-	-	1	-	-	12
Stefan Cobbs	1	-	-	-	1	-	-	-	8
Riley Smith	1	-	-	-	-	-	-	-	6
Billy Bowens	1	-	-	-	-	-	-	-	6
George Holani	1	-	-	-	-	-	-	-	6
Jambres Dubar	1	-	-	-	-	-	-	-	6
Prince Strachan	1	-	-	-	-	-	-	-	6
Matt Lauter	-	-	-	-	1	-	-	-	2
<b>Total</b>	<b>33</b>	<b>13-16</b>	<b>29-30</b>	<b>0</b>	<b>2</b>	<b>2</b>	<b>0</b>	<b>0</b>	<b>270</b>
<b>Opponents</b>	<b>33</b>	<b>11-13</b>	<b>29-30</b>	<b>0</b>	<b>0</b>	<b>0</b>	<b>0</b>	<b>0</b>	<b>260</b>

## TOTAL OFFENSE

Player	G	Plays	Rush	Pass	Total	Avg/G
Taylen Green	9	207	268	1142	1410	156.7
Maddux Madsen	8	151	126	989	1115	139.4
Ashton Jeanty	8	157	921	0	921	115.1
George Holani	3	49	205	0	205	68.3
Jambres Dubar	8	37	187	0	187	23.4
Tyler Crowe	7	9	29	0	29	4.1
Kaden Dudley	8	5	21	0	21	2.6
J. Ferguson-Reynolds	9	1	0	21	21	2.3
Chase Penry	4	2	0	17	17	4.3
Stefan Cobbs	9	2	-10	0	-10	-1.1
Team	9	0	-7	0	-7	-0.8
<b>Total</b>	<b>9</b>	<b>626</b>	<b>1740</b>	<b>2169</b>	<b>3909</b>	<b>434.3</b>
<b>Opponents</b>	<b>9</b>	<b>570</b>	<b>1033</b>	<b>2518</b>	<b>3551</b>	<b>394.6</b>

## ALL-PURPOSE

Player	G	Rush	Rcv	PR	KR	IR	Total	Avg/G
Ashton Jeanty	8	921	396	0	0	0	1317	164.6
Eric McAlister	9	0	873	0	0	0	873	97.0
Kaden Dudley	8	21	8	0	340	0	369	46.1
George Holani	3	205	85	0	0	0	290	96.7
Taylen Green	9	268	0	0	0	0	268	29.8
Stefan Cobbs	9	-10	241	12	0	0	243	27.0
Billy Bowens	9	0	234	0	0	0	234	26.0
Jambres Dubar	8	187	14	0	0	0	201	25.1
Maddux Madsen	8	126	0	0	0	0	126	15.8
Chase Penry	4	0	48	7	29	0	84	21.0
Matt Lauter	8	0	77	0	0	0	77	9.6
Prince Strachan	9	0	63	0	0	0	63	7.0
Riley Smith	8	0	54	0	0	0	54	6.8
Tyler Crowe	7	29	21	0	0	0	50	7.1
Cole Wright	5	0	0	0	37	0	37	7.4
Austin Bolt	3	0	33	0	0	0	33	11.0
Troy Wilkey	9	0	0	0	31	0	31	3.4
Jayden Virgin	9	0	21	0	0	0	21	2.3
Andrew Simpson	9	0	0	0	0	20	20	2.2
Shea Whiting	8	0	1	0	0	0	1	0.1
Team	9	-7	0	0	0	0	-7	-0.8
<b>Total</b>	<b>9</b>	<b>1740</b>	<b>2169</b>	<b>19</b>	<b>437</b>	<b>20</b>	<b>4385</b>	<b>487.2</b>
<b>Opponents</b>	<b>9</b>	<b>1033</b>	<b>2518</b>	<b>122</b>	<b>548</b>	<b>61</b>	<b>4282</b>	<b>475.8</b>





## DEFENSIVE LEADERS

No.	Defensive Leaders	GP-GS	Tackles			TFL/Yds	Sacks- No-Yards	Pass Def--		QBH	Fumbles--		Blkd Kick	Saf
			Solo	Asst	Total			Int-Yds	BrUp		Rcv-Yds	FF		
53	Marco Notarainni	8	29	24	53	4.5-29	3-27	.	1	1	.	1	.	.
10	Andrew Simpson	9	28	19	47	9.5-45	4-30	1-20	.	3	2-17	.	.	.
23	Seyi Oladipo	9	31	10	41	3-6	.	1-0	4	1	.	.	.	.
4	Rodney Robinson	9	26	13	39	1-1	.	.	1	1	.	1	.	.
34	Alexander Teubner	8	20	14	34	1-13	.	1-0	2	.	.	.	.	.
91	Ahmed Hassanein	9	20	14	34	10-56	7-52	.	.	5	.	1	.	.
31	Zion Washington	9	16	13	29	2.5-11	1-9	.	.	.	.	.	.	.
6	Jaylen Clark	9	23	5	28	2-5	.	1-0	6	1	.	1	.	.
20	Ty Benefield	9	20	7	27	1-6	1-6	1-0	1	1	.	.	.	.
38	Demitri Washington	6	15	6	21	3.5-10	1.5-7	.	.	1	.	.	.	.
52	DJ Schramm	5	12	8	20	1.5-3	.	.	.	.	.	.	.	.
14	Kaonohi Kaniho	8	13	5	18	0.5-1	.	.	2	.	.	.	1	.
21	A'Marion McCoy	9	13	4	17	1-1	.	1-0	4	.	.	.	.	.
40	Jayden Virgin	9	8	8	16	2.5-3	.	.	2	.	1-0	.	.	.
94	Sheldon Newton	9	10	3	13	1.5-1	.	.	.	2	.	.	.	.
98	Herbert Gums	9	7	5	12	0.5-1	.	.	.	1	.	.	.	.
8	Markel Reed	7	9	3	12	0.5-2	.	.	2	.	.	.	.	.
92	Michael Callahan	9	5	6	11	1.5-4	1-2	.	.	.	.	.	.	.
33	Cortez Hogans	4	7	2	9	.	.	.	1	.	.	.	.	.
90	Braxton Fely	9	3	3	6	1.5-6	0.5-5	.	.	3	1-2	.	.	.
27	Dione Thornton	7	2	3	5	.	.	.	.	.	.	.	.	.
43	Jake Ripp	8	3	1	4	.	.	.	.	.	.	.	.	.
9	Shea Whiting	8	2	1	3	.	.	.	.	.	.	.	.	.
42	Mason Hutton	9	2	1	3	.	.	.	.	.	.	.	.	.
51	Chase Martin	9	1	2	3	.	.	.	.	.	.	.	.	.
29	Milo Lopez	8	2	.	2	.	.	.	.	.	.	.	.	.
15	Tyler Wegis	3	1	.	1	.	.	.	.	.	.	.	.	.
62	Roger Carreon	9	1	.	1	.	.	.	.	.	.	.	.	.
44	Kivon Wright	3	1	.	1	.	.	.	.	.	.	.	.	.
10	Taylen Green	9	1	.	1	.	.	.	.	.	.	.	.	.
2	Ashton Jeanty	8	1	.	1	.	.	.	.	.	.	.	.	.
39	Jalen Neal	4	1	.	1	.	.	.	.	.	.	.	.	.
32	Bryce Cleave	7	1	.	1	.	.	.	.	.	.	.	.	.
50	Dishawn Misa	6	1	.	1	.	.	.	.	.	.	.	.	.
4	Maddux Madsen	8	1	.	1	.	.	.	.	.	.	.	.	.
33	Tyler Crowe	7	1	.	1	.	.	.	.	.	.	.	.	.
49	Troy Wilkey	9	.	1	1	.	.	.	.	.	.	.	.	.
55	Gavin Hambrick	9	.	1	1	.	.	.	.	.	.	.	.	.
28	Seth Knothe	2	1	.	1	.	.	.	.	.	.	.	.	.
85	Matt Lauter	8	1	.	1	.	.	.	.	.	.	.	.	.
Totals		9	339	182	521	49-204	19-138	6-20	26	20	4-19	4	1	0
Opponents		9	349	230	579	45-148	10-61	9-61	35	16	8-40	6	1	0



## SCORING DRIVES

Sept. 2 at #10/11 Washington	Quarter	Time	Plays	Yards	Elapsed
A. Jeanty 7-yd rush (J. Dalmas kick)	1	2:42	10	90	4:41
J. Dalmas 39-yd field goal	2	12:06	5	53	2:03
J. Dalmas 34-yd field goal	2	0:02	9	58	1:19
A. Jeanty 50-yd pass from T. Green (J. Dalmas kick)	3	12:49	4	75	2:11

Sept. 9 vs. UCF	Quarter	Time	Plays	Yards	Elapsed
A. Jeanty 38-yd pass from T. Green (J. Dalmas kick)	1	4:20	5	72	2:48
J. Dalmas 56-yd field goal	2	3:14	6	31	2:44
S. Cobbs 28-yd pass from M. Madsen (B. Bowens pass from M. Madsen failed)	4	1:49	12	75	6:06

Sept. 16 vs. North Dakota	Quarter	Time	Plays	Yards	Elapsed
T. Green 8-yd rush (J. Dalmas kick)	1	5:47	12	71	5:45
A. Jeanty 2-yd rush (J. Dalmas kick)	2	6:15	11	85	5:42
A. Jeanty 1-yd rush (J. Dalmas kick)	2	0:28	7	48	1:04
E. McAlister 28-yd pass from T. Green (J. Dalmas kick)	3	11:30	3	37	1:21
A. Jeanty 1-yd rush (J. Dalmas kick)	4	10:48	10	58	4:29
E. McAlister 27-yd pass from M. Madsen (J. Dalmas kick)	4	3:43	5	46	1:32

Sept. 22 at San Diego State	Quarter	Time	Plays	Yards	Elapsed
E. McAlister 25-yd pass from T. Green (J. Dalmas kick)	2	11:58	5	76	2:21
A. Jeanty 57-yd rush (J. Dalmas kick)	2	7:13	4	79	1:55
J. Dalmas 29-yd field goal	2	0:22	11	72	2:22
J. Dalmas 27-yd field goal	3	4:52	9	68	4:19
T. Green 10-yd rush (J. Dalmas kick)	3	3:05	4	26	1:37
A. Jeanty 6-yd rush (J. Dalmas kick)	4	2:02	11	50	4:52

Sept. 30 at Memphis	Quarter	Time	Plays	Yards	Elapsed
J. Dalmas 19-yd field goal	1	6:09	10	35	4:16
A. Jeanty 7-yd rush (J. Dalmas kick)	2	11:41	4	82	1:56
A. Jeanty 1-yd rush (J. Dalmas kick)	2	6:17	7	61	3:16
A. Jeanty 15-yd pass from M. Madsen (S. Cobbs pass from M. Madsen)	4	8:54	5	80	2:16
A. Jeanty 7-yd pass from M. Madsen	4	0:39	7	75	1:37

Oct. 7 vs. San José State	Quarter	Time	Plays	Yards	Elapsed
E. McAlister 83-yd pass from M. Madsen (J. Dalmas kick)	2	13:33	3	82	1:17
M. Madsen 8-yd rush (J. Dalmas kick)	2	0:42	14	70	4:14
T. Green 1-yd rush (J. Dalmas kick)	3	5:34	4	80	1:46
T. Green 11-yd rush (J. Dalmas kick)	4	14:25	5	71	2:05
R. Smith 2-yd pass from T. Green (J. Dalmas kick)	4	3:30	13	80	6:43

Oct. 14 at Colorado State	Quarter	Time	Plays	Yards	Elapsed
A. Jeanty 3-yd rush (J. Dalmas kick)	1	9:03	8	68	3:56
A. Jeanty 3-yd rush (J. Dalmas kick)	2	11:03	10	87	5:26
J. Dalmas 49-yd field goal	2	2:45	7	28	3:00
J. Dalmas 43-yd field goal	4	14:56	9	54	4:07
J. Dalmas 29-yd field goal	4	7:06	9	32	4:56
A. Jeanty 7-yd rush (J. Dalmas kick)	4	6:12	2	8	0:47

Oct. 28 vs. Wyoming	Quarter	Time	Plays	Yards	Elapsed
E. McAlister 49-yd pass from T. Green (M. Lauter pass from C. Fulton)	1	10:28	5	64	2:26
J. Dubar 2-yd rush (J. Dalmas kick)	2	2:04	14	77	7:35
T. Green 9-yd rush (J. Dalmas kick)	3	11:00	8	72	3:55
P. Strachan 6-yd pass from M. Madsen (J. Dalmas kick)	3	1:44	11	69	6:14
J. Dalmas 48-yd field goal	4	8:25	9	41	5:02

## SCORING DRIVE ANALYSIS

	Boise State		Opponent	
	TD	FG	TD	FG
Negative yards	-	-	-	-
0-9 yards	1	-	-	-
10-19 yards	-	-	1	1
20-29 yards	1	2	1	-
30-39 yards	1	2	4	1
40-49 yards	2	4	1	2
50-59 yards	2	2	3	4
60-69 yards	4	2	3	2
70-79 yards	13	1	11	-
80-89 yards	8	-	6	1
90-99 yards	1	-	1	-
Return/Recovery	-	-	2	-
Safety	-	-	-	-

## GAME OPENING DRIVES

	Boise State				Opponent			
	Plays	Yds	TOP	Result	Plays	Yds	TOP	Result
at #10/11 Washington	3	7	1:31	Punt	3	5	2:16	Punt
UCF	8	47	4:22	Punt	3	60	1:15	Interception
North Dakota	4	15	1:25	Punt	3	9	1:56	Punt
at San Diego State*	4	19	1:23	Punt	4	29	2:26	Fumble
at Memphis	6	27	2:41	Punt	3	8	1:54	Punt
San José State*	3	4	1:13	Punt	4	6	2:36	Punt
at Colorado State*	8	68	3:56	Touchdown	3	-3	2:01	Punt
Wyoming*	5	74	2:26	Touchdown	3	6	2:06	Punt
at Fresno State*	3	9	0:56	Punt	7	78	2:44	Touchdown
New Mexico*								
at Utah State*								
Air Force*								

## SECOND HALF OPENING DRIVES

	Boise State				Opponent			
	Plays	Yds	TOP	Result	Plays	Yds	TOP	Result
at #10/11 Washington	4	75	2:11	Touchdown	4	81	2:03	Touchdown
UCF	5	38	2:04	Interception	8	75	3:10	Interception
North Dakota	1	2	0:09	Fumble	2	-4	0:49	Fumble
at San Diego State*	3	-14	1:52	Punt	8	44	3:57	Missed FG
at Memphis	5	19	2:48	Punt	4	12	2:04	Punt
San José State*	5	15	2:39	Punt	7	22	3:34	Punt
at Colorado State*	3	3	1:44	Punt	10	56	3:18	Touchdown
Wyoming*	8	72	3:55	Touchdown	5	12	3:02	Punt
at Fresno State*	3	7	0:58	Punt	14	68	7:25	Touchdown
New Mexico*								
at Utah State*								
Air Force*								

Nov. 4 at Fresno State	Quarter	Time	Plays	Yards	Elapsed
J. Dalmas 45-yd field goal	1	2:16	11	43	5:07
B. Bowens 2-yd pass from M. Madsen (J. Dalmas kick)	2	0:07	12	64	1:37
G. Holani 1-yd rush (J. Dalmas kick)	3	3:35	6	75	2:56
J. Dalmas 38-yd field goal	4	12:42	14	63	3:45
M. Madsen 27-yd rush (J. Dalmas kick)	4	4:40	8	80	2:04
J. Dalmas 52-yd field goal	4	0:31	6	41	1:13



## GAME-BY-GAME SUMMARIES

Game	Pts	-----RUSHING-----					-----RECEIVING-----				-----PASSING-----				-----KICK RET-----				-----PUNT RET-----				Total off			
		No.	Yds	TD	Lg		No.	Yds	TD	Lg		Cmp	Att	Int	Yds	TD	Lg		No	Yds	TD	Lg		No	Yds	TD
Boise State	19	28	138	1	13		22	264	1	50		22-47-2	264	1	50		4	65	0	21		0	0	0	0	402
at #10/11 Washington	56	19	78	2	21		31	490	6	50		31-42-0	490	6	50		5	98	0	51		3	10	0	5	568
Boise State	16	39	173	0	24		14	211	2	38		14-27-1	211	2	38		1	28	0	28		1	7	0	7	384
UCF	18	41	258	1	39		16	272	0	53		16-24-2	272	0	53		2	50	0	34		1	5	0	5	530
Boise State	42	35	132	4	21		22	262	2	34		22-33-1	262	2	34		2	29	0	24		2	0	0	0	394
North Dakota	18	34	41	2	8		17	142	1	41		17-31-0	142	1	41		2	42	0	23		0	0	0	0	183
Boise State	34	41	241	3	58		12	162	1	39		12-22-0	162	1	39		4	101	0	49		1	-1	0	0	403
at San Diego State	31	40	166	3	16		17	273	1	37		17-23-0	273	1	37		3	104	0	71		3	61	0	36	439
Boise State	32	32	144	2	20		23	375	2	59		23-38-0	375	2	59		3	53	0	24		0	0	0	0	519
at Memphis	35	35	179	2	24		18	269	2	59		18-28-0	269	2	59		2	21	0	16		1	19	0	19	448
Boise State	35	42	262	3	68		13	230	2	83		13-24-1	230	2	83		1	12	0	12		0	0	0	0	492
San José State	27	26	104	3	21		23	325	0	63		23-38-1	325	0	63		0	0	0	0		0	0	0	0	429
Boise State	30	43	246	3	27		15	138	0	23		15-24-2	138	0	23		1	21	0	21		1	-2	0	0	384
at Colorado State	31	21	42	1	11		32	359	3	44		32-54-1	359	3	44		1	22	0	22		0	0	0	0	401
Boise State	32	50	227	2	19		15	216	2	49		15-21-0	216	2	49		1	25	0	25		2	15	0	14	443
Wyoming	7	24	27	0	15		10	85	1	19		10-21-1	85	1	19		2	33	0	27		0	0	0	0	112
Boise State	30	34	177	2	27		24	311	1	35		24-46-2	311	1	35		6	103	0	28		0	0	0	0	488
at Fresno State	37	29	138	2	52		25	303	1	28		25-40-1	303	1	28		4	178	1	95		3	27	0	11	441
Boise State		344	1740	20	68		160	2169	13	83		160-282-9	2169	13	83		23	437	0	49		7	19	0	14	3909
Opponents		269	1033	16	52		189	2518	15	63		189-301-6	2518	15	63		21	548	1	95		11	122	0	36	3551

## DEFENSIVE GAME-BY-GAME SUMMARIES

Team	-----TACKLES-----					-----SACKS-----		-----FUMBLE-----		-----Pass Defense-----			Blkd Kick	-----Kicks-----XPTS-----				-----SCORING OFF-----		
	Solo	Asst	Total	TFL-Yds		No-Yds	FF	FR-Yds		Int-Yds	QBH	Brk		Att-Mad	Run	Rcv		Saf	T/O	Pts
<b>Boise State</b>	<b>38</b>	<b>22</b>	<b>60</b>	<b>6.0-18</b>		<b>1.0-6</b>	<b>1</b>	<b>0-0</b>		<b>0-0</b>	<b>0</b>	<b>2</b>	<b>0</b>	<b>1-2</b>	<b>0</b>	<b>0</b>		<b>0</b>	<b>0</b>	<b>19</b>
at #10/11 Washington	39	18	57	3.0-8		1.0-3	0	0-0		2-33	0	6	0	8-8	0	0		0	14	56
<b>Boise State</b>	<b>43</b>	<b>22</b>	<b>65</b>	<b>3.0-13</b>		<b>1-10</b>	<b>0</b>	<b>0-0</b>		<b>2-0</b>	<b>1</b>	<b>0</b>	<b>0</b>	<b>1-1</b>	<b>0</b>	<b>0</b>		<b>0</b>	<b>0</b>	<b>16</b>
UCF	44	12	56	8.0-28		2-15	0	0-0		1-1	2	2	0	0-0	0	0		0	0	18
<b>Boise State</b>	<b>30</b>	<b>28</b>	<b>58</b>	<b>7.0-52</b>		<b>6-50</b>	<b>1</b>	<b>2-19</b>		<b>0-0</b>	<b>2</b>	<b>4</b>	<b>0</b>	<b>6-6</b>	<b>0</b>	<b>0</b>		<b>0</b>	<b>0</b>	<b>42</b>
North Dakota	37	26	63	6.0-28		1-12	2	2-0		1-13	0	3	0	0-1	0	0		0	12	18
<b>Boise State</b>	<b>47</b>	<b>16</b>	<b>63</b>	<b>3.0-8</b>		<b>1-6</b>	<b>2</b>	<b>2-0</b>		<b>0-0</b>	<b>3</b>	<b>1</b>	<b>0</b>	<b>4-4</b>	<b>0</b>	<b>0</b>		<b>0</b>	<b>7</b>	<b>34</b>
at San Diego State	42	16	58	5.0-25		1-11	0	0-0		0-0	3	6	0	4-4	0	0		0	0	31
<b>Boise State</b>	<b>43</b>	<b>8</b>	<b>51</b>	<b>7.0-11</b>		<b>2-3</b>	<b>0</b>	<b>0-0</b>		<b>0-0</b>	<b>3</b>	<b>3</b>	<b>0</b>	<b>3-3</b>	<b>0</b>	<b>1</b>		<b>0</b>	<b>0</b>	<b>32</b>
at Memphis	38	16	54	6.0-12		1-2	0	0-0		0-0	4	6	1	5-5	0	0		0	0	35
<b>Boise State</b>	<b>32</b>	<b>18</b>	<b>50</b>	<b>5.0-19</b>		<b>3-16</b>	<b>0</b>	<b>0-0</b>		<b>1-0</b>	<b>2</b>	<b>6</b>	<b>0</b>	<b>5-5</b>	<b>0</b>	<b>0</b>		<b>0</b>	<b>0</b>	<b>35</b>
San José State	34	22	56	4.0-17		2-9	2	2-0		1-5	1	3	0	3-3	0	0		0	21	27
<b>Boise State</b>	<b>34</b>	<b>34</b>	<b>68</b>	<b>6.0-26</b>		<b>2-18</b>	<b>0</b>	<b>0-0</b>		<b>1-20</b>	<b>4</b>	<b>7</b>	<b>1</b>	<b>3-3</b>	<b>0</b>	<b>0</b>		<b>0</b>	<b>7</b>	<b>30</b>
at Colorado State	29	58	87	3.0-4		0-0	1	2-0		2-3	2	2	0	4-4	0	0		0	0	31
<b>Boise State</b>	<b>30</b>	<b>10</b>	<b>40</b>	<b>7.0-41</b>		<b>2-17</b>	<b>0</b>	<b>0-0</b>		<b>1-0</b>	<b>4</b>	<b>2</b>	<b>0</b>	<b>3-3</b>	<b>0</b>	<b>1</b>		<b>0</b>	<b>0</b>	<b>32</b>
Wyoming	46	32	78	5.0-11		0-0	1	2-40		0-0	0	1	0	1-1	0	0		0	7	7
<b>Boise State</b>	<b>42</b>	<b>24</b>	<b>66</b>	<b>5.0-16</b>		<b>1-12</b>	<b>0</b>	<b>0-0</b>		<b>1-0</b>	<b>1</b>	<b>1</b>	<b>0</b>	<b>3-3</b>	<b>0</b>	<b>0</b>		<b>0</b>	<b>7</b>	<b>30</b>
Wyoming	42	26	68	5.0-15		2-9	0	0-0		2-6	4	6	0	4-4	0	0		0	3	37
<b>Boise State</b>	<b>339</b>	<b>182</b>	<b>521</b>	<b>49.0-204</b>		<b>19-138</b>	<b>4</b>	<b>4-19</b>		<b>6-20</b>	<b>20</b>	<b>26</b>	<b>1</b>	<b>29-30</b>	<b>0</b>	<b>2</b>		<b>0</b>	<b>21</b>	<b>270</b>
<b>Opponents</b>	<b>349</b>	<b>230</b>	<b>579</b>	<b>45.0-148</b>		<b>10-61</b>	<b>6</b>	<b>8-40</b>		<b>9-61</b>	<b>16</b>	<b>35</b>	<b>1</b>	<b>29-30</b>	<b>0</b>	<b>0</b>		<b>0</b>	<b>57</b>	<b>260</b>

## SPECIAL TEAMS GAME-BY-GAME SUMMARIES

Team	PUNTING									FIELD GOALS			KICKOFFS				
	No.	Yds	Avg	Lg	Blkd	TB	FC	50+	i20	Made-Att	Lg	Blkd	No.	Yds	Avg	TB	OB
Boise State	7	365	52.1	62	0	1	1	5	1	2-2	39	0	5	265	53.0	0	2
at #10/11 Washington	5	209	41.8	48	0	0	2	0	3	0-0	0	0	9	561	62.3	3	1
Boise State	5	250	50.0	54	0	1	0	4	4	1-1	56	0	4	241	60.3	2	0
UCF	2	93	46.5	54	0	0	1	1	1	4-4	55	0	5	300	60.0	3	1
Boise State	3	154	51.3	54	0	1	0	2	1	0-0	0	0	7	454	64.9	5	0
North Dakota	5	203	40.6	50	0	0	3	1	1	0-0	0	0	4	256	64.0	1	0
Boise State	5	254	50.8	67	0	0	0	3	3	2-2	29	0	7	404	57.7	3	1
at San Diego State	3	120	40.0	45	0	0	1	0	0	1-2	22	0	5	310	62.0	0	1
Boise State	5	224	44.8	58	0	1	1	2	3	1-2	19	1	5	324	64.8	2	0
at Memphis	5	216	43.2	56	0	1	2	1	1	0-0	0	0	6	380	63.3	3	0
Boise State	3	161	53.7	71	0	1	1	1	0	0-1	0	0	6	390	65.0	6	0
San José State	4	178	44.5	54	0	1	1	1	1	2-2	33	0	6	354	59.0	3	0
Boise State	3	125	41.7	44	0	1	0	0	1	3-3	49	0	7	450	64.3	6	0
at Colorado State	6	257	42.8	50	0	0	2	1	3	1-2	48	1	4	191	47.8	2	0
Boise State	3	156	52.0	68	0	0	0	1	3	1-2	48	0	6	340	56.7	3	0
Wyoming	9	372	41.3	54	0	0	1	2	2	0-0	0	0	2	120	60.0	0	0
Boise State	4	204	51.0	57	0	0	0	2	0	3-3	52	0	6	383	63.8	2	0
at Fresno State	4	157	39.3	51	0	0	3	1	3	3-3	48	0	7	436	62.3	1	0
Boise State	38	1893	49.8	71	0	6	3	20	16	13-16	56	1	53	3251	61.3	29	1
Opponents	43	1805	42.0	56	0	2	16	8	15	11-13	55	1	48	2908	60.6	16	3





## 3RD DOWN CONVERSIONS

Date	Opponent	Score	Overall	1st Qtr	2nd Qtr	3rd Qtr	4th Qtr	OT	Qtr					
Sept. 2	at #10/11 Washington	L 19-56	6-17 35.3%	2-3 66.7%	1-6 16.7%	2-4 50.0 %	1-4 25.0%							
Sept. 9	UCF	L 16-18	6-14 42.9%	1-2 50.0%	2-6 33.3%	1-2 50.0%	2-4 50.0%							
Sept. 16	North Dakota	W 42-18	10-14 71.4	2-3 66.7	2-3 66.7	2-3 66.7	4-5 80.0							
Sept. 22	at San Diego State	W 34-31	5-13 38.5	0-3 0.0	1-2 50.0	2-4 50.0	2-4 50.0							
Sept. 30	at Memphis	L 32-35	3-10 30.0	2-5 40.0	1-2 50.0	0-2 0.0	0-1 0.0							
Oct. 7	San José State	W 35-27	5-11 45.5	0-2 0.0	3-4 75.0	0-1 0.0	2-4 50.0							
Oct. 14	at Colorado State	L 30-31	4-11 36.4	2-2 100.0	2-4 50.0	0-3 0.0	0-2 0.0							
Oct. 28	Wyoming	W 32-7	8-14 57.1	1-3 33.3	2-4 50.0	3-3 100.0	2-4 50.0							
Nov. 4	at Fresno State	L 30-37	9-18 50.0	1-3 33.3	4-6 66.7	2-3 66.7	2-6 33.3							
	Boise State		56-122	45.9	11-26	42.3	18-37	48.6	12-25	48.0	15-34	44.1	0-0	0.0
	Opponents		45-114	39.5	14-36	38.9	5-25	20.0	12-27	44.4	14-26	53.8	0-0	0.0

## 4TH DOWN CONVERSIONS

Date	Opponent	Score	Overall	1st Qtr	2nd Qtr	3rd Qtr	4th Qtr	OT	Qtr
Sept. 2	at #10/11 Washington	L 19-56	1-2 50.0%	0-0 0.0 %	0-0 0.0 %	0-0 0.0%	1-2 50.0%		
Sept. 9	UCF	L 16-18	1-1 100.0%	0-0 0.0%	0-0 0.0%	0-0 0.0%	1-1 100.0%		
Sept. 16	North Dakota	W 42-18	0-0 0.0	0-0 0.0	0-0 0.0	0-0 0.0	0-0 0.0		
Sept. 22	at San Diego State	W 34-31	1-1 100.0	0-0 0.0	0-0 0.0	0-0 0.0	1-1 100.0		
Sept. 30	at Memphis	L 32-35	0-0 0.0	0-0 0.0	0-0 0.0	0-0 0.0	0-0 0.0		
Oct. 7	San José State	W 35-27	2-2 100.0	0-0 0.0	1-1 100.0	0-0 0.0	1-1 100.0		
Oct. 14	at Colorado State	L 30-31	0-0 0.0	0-0 0.0	0-0 0.0	0-0 0.0	0-0 0.0		
Oct. 28	Wyoming	W 32-7	1-1 100.0	0-0 0.0	1-1 100.0	0-0 0.0	0-0 0.0		
Nov. 4	at Fresno State	L 30-37	1-1 100.0	0-0 0.0	0-0 0.0	0-0 0.0	1-1 100.0		
	Boise State		7-8 87.5	0-0 0.0	2-2 100.0	0-0 0.0	5-6 83.3	0-0 0.0	0.0
	Opponents		4-10 40.0	0-2 0.0	2-2 100.0	1-2 50.0	1-4 25.0	0-0 0.0	0.0

## TIME OF POSSESSION

Date	Opponent	Score	Overall	1st Qtr	2nd Qtr	3rd Qtr	4th Qtr	OT Qtr
Sept. 2	at #10/11 Washington	L 19-56	30:11	6:13	7:57	7:43	8:18	
Sept. 9	UCF	L 16-18	31:57	7:29	8:28	6:13	9:47	
Sept. 16	North Dakota	W 42-18	28:26	7:17	7:47	4:31	8:51	
Sept. 23	at San Diego State	W 34-31	27:50	4:12	6:47	7:48	9:03	
Sept. 30	at Memphis	L 32-35	32:49	8:17	7:44	9:20	7:28	
Oct. 7	San José State	W 35-27	28:32	03:22	09:14	04:25	11:31	
Oct. 14	at Colorado State	L 30-31	34:23	07:14	10:32	05:23	11:14	
Oct. 28	Wyoming	W 32-7	38:31	06:48	10:53	10:14	10:36	
Nov. 4	at Fresno State	L 30-37	29:31	06:16	11:00	04:00	08:15	
	Boise State	Total	282:09	57:07	80:22	59:37	85:03	00:00
		Avg.	31:21	06:21	08:56	06:37	09:27	00:00
	Opponents	Total	257:50	56:26	76:04	57:02	68:18	00:00
		Avg.	28:39	06:16	08:27	06:20	07:35	00:00

## BOISE STATE INSIDE THE RED ZONE

Date	Opponent	Score	Times In RZ	Times Scored	Total Pts	TDs	Rush TDs	Pass TDs	FGs Made	---- Failed to score inside RZ ----					
										FGA	Downs	Int	Fumb	Half	Game
Sept. 2	at #10/11 Washington	L 19-56	3	2	9	1	1	0	1	1	1	0	0	0	0
Sept. 9	UCF	L 16-18	0	0	0	0	0	0	0	0	0	0	0	0	0
Sept. 16	North Dakota	W 42-18	5	4	28	4	4	0	0	0	0	0	1	0	0
Sept. 22	at San Diego State	W 34-31	4	4	20	2	2	0	2	2	0	0	0	0	0
Sept. 30	at Memphis	L 32-35	6	5	32	4	2	2	1	2	0	0	0	0	0
Oct. 7	San José State	W 35-27	4	4	28	4	3	1	0	0	0	0	0	0	0
Oct. 14	at Colorado State	L 30-31	4	4	24	3	3	0	1	1	0	0	0	0	0
Oct. 28	Wyoming	W 32-7	4	3	21	3	2	1	0	1	0	0	0	0	0
Nov. 4	at Fresno State	L 30-37	3	3	17	2	1	1	1	1	0	0	0	0	0
<b>Totals 29 of 33 (87.9%)</b>			<b>33</b>	<b>29</b>	<b>179</b>	<b>23</b>	<b>18</b>	<b>5</b>	<b>6</b>	<b>8</b>	<b>1</b>	<b>0</b>	<b>1</b>	<b>0</b>	<b>0</b>

## OPPONENTS INSIDE THE RED ZONE

Date	Opponent	Score	Times In RZ	Times Scored	Total Pts	TDs	Rush TDs	Pass TDs	FGs Made	---- Failed to score inside RZ ----					
										FGA	Downs	Int	Fumb	Half	Game
Sept. 2	at #10/11 Washington	L 19-56	5	5	35	5	2	3	0	0	0	0	0	0	0
Sept. 9	UCF	L 16-18	5	2	9	1	1	0	1	1	1	2	0	0	0
Sept. 16	North Dakota	W 42-18	3	3	18	3	2	1	0	0	0	0	0	0	0
Sept. 22	San Diego State	W 34-31	5	4	24	3	3	0	1	1	0	0	1	0	0
Sept. 30	Memphis	L 32-35	3	3	22	3	2	1	0	0	0	0	0	0	0
Oct. 7	San José State	W 35-27	5	5	27	3	3	0	2	2	0	0	0	0	0
Oct. 14	Colorado State	L 30-31	3	3	21	3	1	2	0	0	0	0	0	0	0
Oct. 28	Wyoming	W 32-7	1	1	7	1	0	1	0	0	0	0	0	0	0
Nov. 4	Fresno State	L 30-37	3	3	13	1	1	0	2	2	0	0	0	0	0
<b>Totals 29 of 33 (87.9%)</b>			<b>33</b>	<b>29</b>	<b>176</b>	<b>23</b>	<b>15</b>	<b>8</b>	<b>6</b>	<b>6</b>	<b>1</b>	<b>2</b>	<b>1</b>	<b>0</b>	<b>0</b>



# GAME-BY-GAME STATISTICS

## RUSHING GAME-BY-GAME

RUSHING	No-Yds/TD	UW	UCF	UND	SDSU	UM	SJSU	CSU	WYO	FS	UNM	USU	AF
Ashton Jeanty	157-921/11	10-44/1	24-115/0	16-43/3	23-205/2	23-82/2	24-167/0	31-212/3	6-53/0	DNP			
Taylen Green	50-268/5	5-31/0	6-37/0	5-35/1	11-25/1	8-51/0	5-40/2	3-11/0	4-32/1	3-6/0			
George Holani	49-205/1	10-51/0	DNP	DNP	DNP	DNP	DNP	DNP	20-75/0	19-79/1			
Jambres Dubar	37-187/1	DNP	5-29/0	10-62/0	5-13/0	1-11/0	3-14/0	-	12-45/1	1-13/0			
Maddux Madsen	30-126/2	3-12/0	3-11/0	-	DNP	-	8-39/1	2-1/0	5-24/0	9-61/1			
Tyler Crowe	9-29/0	-	1-3/0	DNP	DNP	-	1-4/0	7-22/0	-	-			
Kaden Dudley	5-21/0	-	DNP	2-3/0	-	-	-	-	2-0/0	1-18/0			
Stefan Cobbs	2-10/0	-	-	1-8/0	-	-	-	-	1-2/0	-			
Chase Penry	1-0/0	-	-	-	DNP	DNP	DNP	DNP	DNP	1-0/0			

## RECEIVING GAME-BY-GAME

RECEIVING	No-Yds/TD	UW	UCF	UND	SDSU	UM	SJSU	CSU	WYO	FS	UNM	USU	AF
Eric McAlister	47-873/5	7-69/0	2-26/0	6-143/2	5-90/1	5-98/0	5-170/1	2-32/0	7-160/1	8-85/0			
Ashton Jeanty	30-396/4	4-109/1	5-97/1	5-30/0	4-49/0	5-53/2	2-16/0	5-42/0	-	DNP			
Stefan Cobbs	23-241/1	6-56/0	4-68/1	3-7/0	1-14/0	5-49/0	-	2-22/0	1-12/0	1-13/0			
Billy Bowens	16-234/1	3-23/0	-	1-24/0	1-3/0	3-89/0	2-18/0	2-29/0	1-8/0	3-40/1			
George Holani	11-85/0	2-7/0	DNP	DNP	DNP	DNP	DNP	DNP	3-17/0	6-61/0			
Riley Smith	7-54/1	-	1-8/0	1-17/0	1-6/0	DNP	1-2/1	1-8/0	2-13/0	-			
Chase Penry	5-48/0	-	2-12/0	1-7/0	DNP	DNP	DNP	DNP	DNP	2-29/0			
Jambres Dubar	5-14/0	DNP	-	3-7/0	-	-	1-7/0	1-0/0	-	-			
Matt Lauter	4-77/0	-	-	-	-	3-76/0	-	1-1/0	-	DNP			
Prince Strachan	4-63/1	-	-	1-26/0	-	1-9/0	-	-	1-6/1	1-22/0			
Tyler Crowe	3-21/0	-	-	DNP	DNP	-	2-17/0	1-4/0	-	-			
Kaden Dudley	2-8/0	-	DNP	1-1/0	-	-	-	-	-	1-7/0			
Austin Bolt	1-33/0	DNP	DNP	DNP	DNP	DNP	DNP	-	-	1-33/0			
Jayden Virgin	1-21/0	-	-	-	-	-	-	-	-	1-21/0			
Shea Whiting	1-1/0	-	-	-	-	1-1/0	-	-	DNP	-			

## PASSING GAME-BY-GAME

#10 Taylen Green	Att	Comp	Int	Pct	Yards	TD	Long	Sack-Yds	Effic
Washington	19	39	2	48.7	244	1	50	1-3	99.5
UCF	9	19	1	47.4	144	1	38	0-0	117.9
North Dakota	18	29	1	62.1	188	1	34	1-12	121.0
San Diego State	12	22	0	54.5	162	1	39	1-11	131.4
Memphis	12	24	0	50.0	200	0	59	1-2	120.0
San José State	4	8	0	50.0	75	1	44	0-0	170.0
Colorado State	5	8	1	62.5	28	0	11	0-0	66.9
Wyoming	3	6	0	50.0	69	1	49	0-0	201.6
Fresno State	1	2	1	50.0	32	0	32	1-1	84.4
Totals	83	157	6	52.9	1142	6	59	5-29	118.9

#4 Maddux Madsen	Att	Comp	Int	Pct	Yards	TD	Long	Sack-Yds	Effic
Washington	3	7	0	42.9	20	0	8	0-0	66.9
UCF	5	8	0	62.5	67	1	28	2-15	174.1
North Dakota	3	3	0	100.0	57	1	27	0-0	369.6
Memphis	11	14	0	78.6	175	2	52	0-0	230.7
San José State	9	16	1	56.3	155	1	83	2-9	145.8
Colorado State	10	16	1	62.5	110	0	23	0-0	107.8
Wyoming	12	15	0	80.0	147	1	36	0-0	184.3
Fresno State	22	42	1	52.4	258	1	35	1-8	107.1
Totals	75	121	3	62.0	989	7	83	5-32	144.8

#13 Chase Penry	Att	Comp	Int	Pct	Yards	TD	Long	Sack-Yds	Effic
North Dakota	1	1	0	100.0	17	0	17	0-0	242.8
Totals	1	1	0	100.0	17	0	17	0-0	242.8

#46 James Ferguson-Reynolds	Att	Comp	Int	Pct	Yards	TD	Long	Sack-Yds	Effic
Fresno State	1	1	0	100.0	21	0	21	0-0	276.4
Totals	1	1	0	100.0	21	0	21	0-0	276.4



## PUNT RETURNS GAME-BY-GAME

PUNT RETURNS	No-Yds/TD	UW	UCF	UND	SDSU	UM	SJSU	CSU	WYO	FS	UNM	USU	AF
Stefan Cobbs	4-12	-	-	-	1-1	-	-	1-2	2-15				
Chase Penry	2-7	-	1-7	1-0	DNP	DNP	DNP	DNP	DNP				
Cole Wright	1-0	-	-	1-0	DNP	DNP	-	-	DNP				

## KICK RETURNS GAME-BY-GAME

KICK RETURNS	No-Yds/TD	UW	UCF	UND	SDSU	UM	SJSU	CSU	WYO	FS	UNM	USU	AF
Kaden Dudley	11-237	3-56	DNP	-	3-82	3-53	-	1-21	1-25				
Cole Wright	2-37	1-9	1-28	-	DNP	DNP	-	-	DNP				
Troy Wilkey	2-31	-	-	-	1-19	-	1-12	-	-				
Chase Penry	2-29	-	-	2-29	DNP	DNP	DNP	DNP	DNP				

## INTERCEPTION RETURNS GAME-BY-GAME

INT RETURNS	No-Yds/TD	UW	UCF	UND	SDSU	UM	SJSU	CSU	WYO	FS	UNM	USU	AF
Andrew Simpson	1-20	-	-	-	-	-	-	1-20	-				
Jaylen Clark	1-0	-	1-0	-	-	-	-	-	-				
Ty Benefield	1-0	-	-	-	-	-	-	-	1-0				
A'Marion McCoy	1-0	-	-	-	-	-	1-0	-	-				
Alexander Teubner	1-0	-	1-0	-	-	DNP	-	-	-				

## FUMBLE RETURNS GAME-BY-GAME

FUMBLE RETURNS	No-Yds/TD	UW	UCF	UND	SDSU	UM	SJSU	CSU	WYO	FS	UNM	USU	AF
Andrew Simpson	2-17	-	-	1-17	1-0	-	-	-	-				
Braxton Fely	1-2	-	-	1-2	-	-	-	-	-				
Jayden Virgin	1-0	-	-	-	1-0	-	-	-	-				

## FUMBLES RECOVERED GAME-BY-GAME

FUMBLES RECOVERED	TOTAL	UW	UCF	UND	SDSU	UM	SJSU	CSU	WYO	FS	UNM	USU	AF
Andrew Simpson	2	-	-	1	1	-	-	-	-				
Jayden Virgin	1	-	-	-	1	-	-	-	-				
Braxton Fely	1	-	-	1	-	-	-	-	-				

## ALL-PURPOSE YARDS GAME-BY-GAME

ALL-PURPOSE YARDS	TOTAL	UW	UCF	UND	SDSU	UM	SJSU	CSU	WYO	FS	UNM	USU	AF
Ashton Jeanty	1317	153	212	73	254	135	183	254	53	DNP			
Eric McAlister	873	69	26	143	90	98	170	32	160	85			
Kaden Dudley	369	56	DNP	4	82	53	-	21	25	128			
George Holani	290	58	DNP	DNP	DNP	DNP	DNP	DNP	92	140			
Taylen Green	268	31	37	35	25	51	40	11	32	6			
Stefan Cobbs	243	56	68	-1	13	49	-	20	25	13			
Billy Bowens	234	23	-	24	3	89	18	29	8	40			
Jambres Dubar	201	DNP	29	69	13	11	21	-	45	13			
Maddux Madsen	126	12	-11	-	DNP	-	39	1	24	61			
Chase Penry	84	-	19	36	DNP	DNP	DNP	DNP	DNP	29			
Matt Lauter	77	-	-	-	-	76	-	1	-	DNP			
Prince Strachan	63	-	-	26	-	9	-	-	6	22			
Riley Smith	54	-	8	17	6	DNP	2	8	13	-			
Tyler Crowe	50	-	3	DNP	DNP	-	21	26	-	-			
Cole Wright	37	9	28	-	DNP	DNP	-	-	DNP	DNP			
Austin Bolt	33	DNP	DNP	DNP	DNP	DNP	DNP	-	-	33			
Troy Wilkey	31	-	-	-	19	-	12	-	-	-			
Jayden Virgin	21	-	-	-	-	-	-	-	-	21			
Andrew Simpson	20	-	-	-	-	-	-	20	-	-			
Shea Whiting	1	-	-	-	-	1	-	-	DNP	-			



# GAME-BY-GAME STATISTICS

## TOTAL TACKLES GAME-BY-GAME

TOTAL TACKLES	UA-A	TOT	UW	UCF	UND	SDSU	UM	SJSU	CSU	WYO	FS	UNM	USU	AF
Marco Notarainni	29-24	53	0-1	4-2	5-8	8-0	6-2	3-3	3-7	0-1	DNP			
Andrew Simpson	28-19	47	2-2	1-0	3-4	0-3	4-0	3-2	3-2	4-2	8-4			
Seyi Oladipo	31-10	41	2-1	7-3	3-1	-	4-0	3-0	3-2	4-1	5-2			
Rodney Robinson	26-13	39	1-3	6-1	2-1	4-1	-	3-1	2-3	4-0	4-3			
Alexander Teubner	20-14	34	8-3	4-2	0-1	-	DNP	2-1	1-2	2-1	3-4			
Ahmed Hassanein	20-14	34	0-2	1-2	1-3	4-0	6-0	2-2	2-2	2-0	2-3			
Zion Washington	16-13	29	2-0	1-2	3-3	4-1	1-2	3-3	1-1	0-1	1-0			
Jaylen Clark	23-5	28	5-1	2-0	1-0	2-0	2-0	3-1	4-1	2-0	2-2			
Ty Benefield	20-7	27	2-0	2-1	3-0	2-1	3-1	2-2	4-1	1-0	1-1			
Demitri Washington	15-6	21	2-1	2-2	1-1	6-1	4-1	-	DNP	DNP	DNP			
DJ Schramm	12-8	20	4-3	4-2	DNP	2-0	DNP	DNP	DNP	-	2-3			
Kaonohi Kaniho	13-5	18	3-1	2-0	2-1	2-1	0-1	-	3-1	1-0	DNP			
A'Marion McCoy	13-4	17	1-0	2-0	1-1	2-0	2-0	2-0	1-3	1-0	1-0			
Jayden Virgin	8-8	16	1-2	-	-	2-0	-	1-1	1-2	3-2	0-1			
Sheldon Newton	10-3	13	1-0	1-0	-	1-2	3-0	-	0-1	2-0	2-0			
Markel Reed	9-3	12	-	3-1	-	1-0	1-1	1-1	DNP	DNP	3-0			
Herbert Gums	7-5	12	1-1	1-1	0-1	1-1	1-0	2-0	0-1	1-0	-			
Michael Callahan	5-6	11	-	-	0-2	2-1	1-0	0-1	1-0	0-1	1-1			
Cortez Hogans	7-2	9	DNP	DNP	DNP	DNP	4-0	-	2-2	DNP	1-0			
Braxton Fely	3-3	6	-	-	0-1	1-0	1-0	-	1-1	0-1	-			
Dione Thornton	2-3	5	-	0-1	2-0	0-2	-	DNP	-	-	DNP			
Jake Ripp	3-1	4	2-1	-	-	-	-	1-0	-	-	DNP			
Shea Whiting	2-1	3	-	-	1-0	1-1	-	-	-	DNP	-			
Mason Hutton	2-1	3	-	0-1	-	-	-	-	-	-	2-0			
Chase Martin	1-2	3	-	0-1	-	0-1	-	-	-	-	1-0			
Milo Lopez	2-0	2	-	-	-	-	DNP	-	-	2-0	-			
Ashton Jeanty	1-0	1	-	-	-	-	-	1-0	-	-	DNP			
Maddux Madsen	1-0	1	-	-	-	DNP	-	-	-	-	1-0			
Taylen Green	1-0	1	1-0	-	-	-	-	-	-	-	-			
Tyler Wegis	1-0	1	-	-	1-0	DNP	DNP	DNP	DNP	DNP	DNP			
Seth Knothe	1-0	1	DNP	DNP	-	1-0	DNP	DNP	DNP	DNP	DNP			
Bryce Cleave	1-0	1	DNP	DNP	-	-	-	-	-	-	1-0			
Tyler Crowe	1-0	1	-	-	DNP	DNP	-	-	1-0	-	-			
Jalen Neal	1-0	1	DNP	-	DNP	DNP	DNP	DNP	1-0	-	-			
Kivon Wright	1-0	1	DNP	DNP	-	DNP	DNP	DNP	-	DNP	1-0			
Dishawn Misa	1-0	1	-	-	-	1-0	-	DNP	-	DNP	DNP			
Roger Carreon	1-0	1	-	-	1-0	-	-	-	-	-	-			
Matt Lauter	1-0	1	-	-	-	-	-	-	-	1-0	DNP			
Troy Wilkey	0-1	1	-	-	-	-	-	-	0-1	-	-			
Gavin Hambrick	0-1	1	-	-	-	-	-	-	0-1	-	-			

## TOTAL TACKLES FOR A LOSS GAME-BY-GAME

TOTAL TACKLES	UA-A	TOT	UW	UCF	UND	SDSU	UM	SJSU	CSU	WYO	FS	UNM	USU	AF
Ahmed Hassanein	8-4	10.0	0.5-1	-	1.5-12	1.0-1	2.0-2	1.5-7	1.5-12	1.0-9	1.0-12			
Andrew Simpson	8-3	9.5	1.0-6	-	-	0.5-3	-	0.5-6	2.0-12	3.0-15	2.5-3			
Marco Notarainni	4-1	4.5	-	2.0-11	1.0-14	-	0.5-1	1.0-3	-	-	DNP			
Demitri Washington	3-1	3.5	-	1.0-2	1.0-4	0.5-3	1.0-1	-	DNP	DNP	DNP			
Seyi Oladipo	3-0	3.0	1.0-2	-	1.0-2	-	1.0-2	-	-	-	-			
Zion Washington	2-1	2.5	-	-	1.0-9	-	-	-	-	0.5-1	1.0-1			
Jayden Virgin	2-1	2.5	-	-	-	-	-	1.0-2	0.5-0	1.0-1	-			
Jaylen Clark	2-0	2.0	2.0-5	-	-	-	-	-	-	-	-			
DJ Schramm	1-1	1.5	1.0-3	-	DNP	-	DNP	DNP	DNP	-	0.5-0			
Braxton Fely	1-1	1.5	-	-	0.5-5	-	-	-	1.0-1	-	-			
Michael Callahan	1-1	1.5	-	-	-	-	1.0-2	-	-	0.5-2	-			
Sheldon Newton	1-1	1.5	-	-	-	0.5-0	1.0-1	-	-	-	-			
Rodney Robinson	1-0	1.0	-	-	-	-	-	1.0-1	-	-	-			
Ty Benefield	1-0	1.0	-	-	1.0-6	-	-	-	-	-	-			
A'Marion McCoy	1-0	1.0	-	-	-	-	-	-	1.0-1	-	-			
Alexander Teubner	1-0	1.0	-	-	-	-	DNP	-	-	1.0-13	-			
Markel Reed	0-1	0.5	-	-	-	-	0.5-2	-	DNP	DNP	-			
Kaonohi Kaniho	0-1	0.5	-	-	-	0.5-1	-	-	-	-	DNP			
Herbert Gums	0-1	0.5	0.5-1	-	-	-	-	-	-	-	-			

## SACKS GAME-BY-GAME

TOTAL TACKLES	UA-A	TOT	UW	UCF	UND	SDSU	UM	SJSU	CSU	WYO	FS	UNM	USU	AF
Ahmed Hassanein	6-2	7	-	-	1.5-12	-	1-1	1.5-7	1-11	1-9	1-12			
Andrew Simpson	3-2	4	1-6	-	-	0.5-3	-	0.5-6	1-7	1-8	-			
Marco Notarainni	3-0	3	-	1-10	1-14	-	-	1-3	-	-	DNP			
Demitri Washington	1-1	1.5	-	-	1-4	0.5-3	-	-	DNP	DNP	DNP			
Ty Benefield	1-0	1	-	-	1-6	-	-	-	-	-	-			
Zion Washington	1-0	1	-	-	1-9	-	-	-	-	-	-			
Michael Callahan	1-0	1	-	-	-	-	1-2	-	-	-	-			
Braxton Fely	0-1	0.5	-	-	0.5-5	-	-	-	-	-	-			

## FUMBLES FORCED GAME-BY-GAME

FUMBLES FORCED	TOTAL	UW	UCF	UND	SDSU	UM	SJSU	CSU	WYO	FS	UNM	USU	AF
Rodney Robinson	1	-	-	-	1	-	-	-	-	-			
Jaylen Clark	1	1	-	-	-	-	-	-	-	-			
Marco Notarainni	1	-	-	1	-	-	-	-	-	DNP			
Ahmed Hassanein	1	-	-	-	1	-	-	-	-	-			



## BOISE STATE INDIVIDUAL HIGHS

RUSHES	31	Ashton Jeanty at Colorado State (Oct. 14)
YARDS RUSHING	212	Ashton Jeanty at Colorado State (Oct. 14)
TD RUSHES	3	Ashton Jeanty vs North Dakota (Sept. 16)
	3	Ashton Jeanty at Colorado State (Oct. 14)
LONG RUSH	68	Ashton Jeanty vs San José State (Oct. 7)
PASS ATTEMPTS	42	Maddux Madsen at Fresno State (Nov. 4)
PASS COMPLETIONS	22	Maddux Madsen at Fresno State (Nov. 4)
YARDS PASSING	258	Maddux Madsen at Fresno State (Nov. 4)
TD PASSES	2	Maddux Madsen at Memphis (Sept. 30)
LONG PASS	83	Maddux Madsen vs San José State (Oct. 7)
RECEPTIONS	8	Eric McAlister at Fresno State (Nov. 4)
YARDS RECEIVING	170	Eric McAlister vs San José State (Oct. 7)
TD RECEPTIONS	2	Eric McAlister vs North Dakota (Sept. 16)
	2	Ashton Jeanty at Memphis (Sept. 30)
LONG RECEPTION	83	Eric McAlister vs San José State (Oct. 7)
PUNTS	7	James Ferguson-Reynolds at #10/11 Washington (Sept. 2)
PUNTING AVG	53.7	James Ferguson-Reynolds vs San José State (Oct. 7)
LONG PUNT	71	James Ferguson-Reynolds vs San José State (Oct. 7)
PUNTS INSIDE 20	4	James Ferguson-Reynolds vs UCF (Sept. 9)
LONG PUNT RETURN	14	Stefan Cobbs vs Wyoming (Oct. 28)
LONG KICKOFF RETURN	49	Kaden Dudley at San Diego State (Sept. 22)
TACKLES	13	Marco Notarainni vs North Dakota (Sept. 16)
SACKS	1.5	Ahmed Hassanein vs North Dakota (Sept. 16)
	1.5	Ahmed Hassanein vs San José State (Oct. 7)
TACKLES FOR LOSS	3	Andrew Simpson vs Wyoming (Oct. 28)

## BOISE STATE TEAM HIGHS

RUSHES	50	Wyoming (Oct. 28)
YARDS RUSHING	262	San José State (Oct. 7)
YARDS PER RUSH	6.2	San José State (Oct. 7)
TD RUSHES	4	North Dakota (Sept. 16)
PASS ATTEMPTS	47	at #10/11 Washington (Sept. 2)
PASS COMPLETIONS	24	at Fresno State (Nov. 4)
YARDS PASSING	375	at Memphis (Sept. 30)
YARDS PER PASS	10.3	Wyoming (Oct. 28)
TD PASSES	2	Wyoming (Oct. 28)
	2	San José State (Oct. 7)
	2	at Memphis (Sept. 30)
	2	North Dakota (Sept. 16)
	2	UCF (Sept. 9)
TOTAL PLAYS	80	at Fresno State (Nov. 4)
TOTAL OFFENSE	519	at Memphis (Sept. 30)
YARDS PER PLAY	7.5	San José State (Oct. 7)
POINTS	42	North Dakota (Sept. 16)
SACKS BY	6	North Dakota (Sept. 16)
FIRST DOWNS	25	at Fresno State (Nov. 4)
PENALTIES	9	at Colorado State (Oct. 14)
PENALTY YARDS	73	at Colorado State (Oct. 14)
TURNOVERS	4	at Colorado State (Oct. 14)
PUNTS	7	at #10/11 Washington (Sept. 2)
PUNTING AVG	53.7	San José State (Oct. 7)
LONG PUNT	71	San José State (Oct. 7)
PUNTS INSIDE 20	4	UCF (Sept. 9)
LONG PUNT RETURN	14	Wyoming (Oct. 28)

## OPPONENT INDIVIDUAL HIGHS

RUSHES	21	Malik Sherrod at Fresno State (Nov. 4)
YARDS RUSHING	132	Malik Sherrod at Fresno State (Nov. 4)
TD RUSHES	2	Jaylon Armstead at San Diego State (Sept. 22)
	2	Blake Watson at Memphis (Sept. 30)
LONG RUSH	52	Malik Sherrod at Fresno State (Nov. 4)
PASS ATTEMPTS	54	Brayden Fowler-Nicolosi at Colorado State (Oct. 14)
PASS COMPLETIONS	32	Brayden Fowler-Nicolosi at Colorado State (Oct. 14)
YARDS PASSING	450	Michael Penix Jr. at #10/11 Washington (Sept. 2)
TD PASSES	5	Michael Penix Jr. at #10/11 Washington (Sept. 2)
LONG PASS	63	Chevan Cordeiro vs San José State (Oct. 7)
RECEPTIONS	10	Tory Horton at Colorado State (Oct. 14)
YARDS RECEIVING	134	Kobe Hudson vs UCF (Sept. 9)
TD RECEPTIONS	2	Jalen McMillan at #10/11 Washington (Sept. 2)
LONG RECEPTION	63	Kairee Robinson vs San José State (Oct. 7)
FIELD GOALS	4	Colton Boomer vs UCF (Sept. 9)
LONG FIELD GOALS	55	Colton Boomer vs UCF (Sept. 9)
PUNTS	9	Clayton Stewart vs Wyoming (Oct. 28)
PUNTING AVG	46.5	Mitch McCarthy vs UCF (Sept. 9)
LONG PUNT	56	Reid Bauer at Memphis (Sept. 30)
PUNTS INSIDE 20	3	Paddy Turner at Colorado State (Oct. 14)
	3	Jack McCallister at #10/11 Washington (Sept. 2)
	3	Carson King at Fresno State (Nov. 4)
LONG PUNT RETURN	36	Dez Malone at San Diego State (Sept. 22)
LONG KICKOFF RETURN	95	Malik Sherrod at Fresno State (Nov. 4)
TACKLES	15	Jack Howell at Colorado State (Oct. 14)
SACKS	1	10 times; Last: Devo Bridges at Fresno State (Nov. 4)
		Isaiah Johnson at Fresno State (Nov. 4)
TACKLES FOR LOSS	3	Tremon Morris-Brash vs UCF (Sept. 9)
INTERCEPTIONS	1	Kamren Fabiculanan at #10/11 Washington (Sept. 2)
	1	Carson Bruener at #10/11 Washington (Sept. 2)
	1	Corey Thornton vs UCF (Sept. 9)
	1	Dylan Boecker vs North Dakota (Sept. 16)
	1	Jordan Pollard vs San José State (Oct. 7)
	1	Henry Blackburn at Colorado State (Oct. 14)
	1	Chigozie Anusiem at Colorado State (Oct. 14)
	1	Al'zillion Hamilton at Fresno State (Nov. 4)
	1	Phoenix Jackson at Fresno State (Nov. 4)

## OPPONENT TEAM HIGHS

RUSHES	41	UCF (Sept. 9)
YARDS RUSHING	258	UCF (Sept. 9)
YARDS PER RUSH	6.3	UCF (Sept. 9)
TD RUSHES	3	San José State (Oct. 7)
	3	at San Diego State (Sept. 22)
PASS ATTEMPTS	54	at Colorado State (Oct. 14)
PASS COMPLETIONS	32	at Colorado State (Oct. 14)
YARDS PASSING	490	at #10/11 Washington (Sept. 2)
YARDS PER PASS	11.9	at San Diego State (Sept. 22)
TD PASSES	6	at #10/11 Washington (Sept. 2)
TOTAL PLAYS	75	at Colorado State (Oct. 14)
TOTAL OFFENSE	568	at #10/11 Washington (Sept. 2)
YARDS PER PLAY	9.3	at #10/11 Washington (Sept. 2)
POINTS	56	at #10/11 Washington (Sept. 2)
SACKS BY	2	at Fresno State (Nov. 4)
	2	San José State (Oct. 7)
	2	UCF (Sept. 9)
FIRST DOWNS	23	at Fresno State (Nov. 4)
	23	UCF (Sept. 9)
PENALTIES	11	at Colorado State (Oct. 14)
PENALTY YARDS	84	at Colorado State (Oct. 14)
TURNOVERS	2	at San Diego State (Sept. 22)
	2	North Dakota (Sept. 16)
	2	UCF (Sept. 9)
PUNTS	9	Wyoming (Oct. 28)
PUNTING AVG	46.5	UCF (Sept. 9)
LONG PUNT	56	at Memphis (Sept. 30)
PUNTS INSIDE 20	3	at Fresno State (Nov. 4)
	3	at Colorado State (Oct. 14)
	3	at #10/11 Washington (Sept. 2)
LONG PUNT RETURN	36	at San Diego State (Sept. 22)





## BOISE STATE FALLS AT NO. 10/11 WASHINGTON IN SEASON OPENER

SEPT. 2, 2023 • ALASKA AIRLINES FIELD AT HUSKY STADIUM • SEATTLE, WASH. • ATT: 67,475

### TEAM STATISTICS

	BSU	UW
<b>FIRST DOWNS</b>		
Total	21	22
Rushing	8	3
Passing	10	18
Penalty	3	1
<b>RUSHING</b>		
Total (Net)	138	78
Attempts	28	19
Avg. Per Rush	4.9	4.1
Rushing TDs	1	2
Yds. Gained	141	90
Yds. Lost	3	12
<b>PASSING</b>		
Total (Net)	264	490
Comp.-Att.-Int.	22-47-2	31-42-0
Avg. / Att.	5.6	11.7
Avg. / Comp.	12.0	15.8
TDs	1	6
<b>TOTAL OFFENSE</b>		
Yards	402	568
Plays	75	61
Avg. / Play	5.4	9.3
Fumbles - Lost	0-0	2-0
Penalties - Yds.	3-29	5-60
<b>PUNTING</b>		
Punts - Yds.	7-365	5-209
Avg. / Punt	52.1	41.8
Inside 20	1	3
50+ Yds.	5	0
Touchbacks	1	0
Fair Catch	1	2
<b>KICKOFFS</b>		
Total - Yds.	5-265	9-561
Avg. Yds. / Kickoff	53.0	62.3
Touchbacks	0	3
<b>RETURNS</b>		
Punt: Total - Yds. - TDs	0-0-0	3-10-0
Punt: Avg. / Return	0	3.3
Kickoff: Total - Yds. - TDs	4-65-0	5-98-0
Kickoff: Avg. / Return	16.3	19.6
INT: Total - Yds. - TDs	0-0-0	2-33-0
Fumble: Total - Yds. - TDs	0-0-0	0-0-0
<b>MISCELLANEOUS</b>		
Misc. Yards	0	0
Poss. Time	30:10	29:50
3rd. Down Conv.	6 of 17	4 of 10
4th. Down Conversions	1 of 2	1 of 1
Red-Zone: Scores - Chances	2-3	5-5
Sacks: Total - Yds.	1-6	1-3
PAT: Total - Made	1-2	8-8
2PT Conversion: Total - Made	0-0	0-0
Field Goals: Total - Made	2-2	0-0

### BOISE STATE #10/11 WASHINGTON

6	6	7	0	19
0	28	7	21	56

#### Qtr. Time Team Scoring Play

1st	02:42	BSU	Jeanty, Ashton 7 yd run ( )
2nd	14:09	UW	McMillan, Jalen 7 yd pass from Penix Jr., Michael (Gross, Grady kick)
2nd	12:06	BSU	Dalmas, Jonah 39 yd field goal
2nd	07:52	UW	McMillan, Jalen 38 yd pass from Penix Jr., Michael (Gross, Grady kick)
2nd	05:06	UW	Polk, Ja'Lynn 44 yd pass from Penix Jr., Michael (Gross, Grady kick)
2nd	01:27	UW	Westover, Jack 20 yd pass from Penix Jr., Michael (Gross, Grady kick)
2nd	00:02	BSU	Dalmas, Jonah 34 yd field goal
3rd	12:49	BSU	Jeanty, Ashton 50 yd pass from Green, Taylen (Dalmas, Jonah kick)
3rd	10:38	UW	Oduze, Rome 5 yd pass from Penix Jr., Michael (Gross, Grady kick)
4th	14:54	UW	McMillan, Jalen 19 yd run (Gross, Grady kick)
4th	06:57	UW	Johnson, Dillon 1 yd run (Gross, Grady kick)
4th	04:03	UW	Cuevas, Josh 31 yd pass from Morris, Dylan (Gross, Grady kick)

Plays-Yds	TOP	BSU-UW
10-90	04:41	6-0
7-73	03:30	6-7
5-53	02:03	9-7
3-59	01:44	9-14
2-73	00:43	9-21
3-40	00:43	9-28
9-58	01:19	12-28
4-75	02:11	19-28
4-81	02:03	19-35
5-80	02:53	19-42
10-70	05:45	19-49
2-36	00:44	19-56

**SEATTLE, Wash.** - Boise State head coach Andy Avalos wanted a fast start from his team to start the season and they delivered. Unfortunately it wasn't sustained when No. 10/11 Washington responded in the second quarter as the Huskies claimed a 56-19 win Saturday afternoon at Husky Stadium.

The visiting Broncos (0-1) struck first and held a 6-0 lead at the end of the first quarter thanks to Ashton Jeanty's seven-yard run that capped an explosive 10-play, 90-yard drive. The sophomore tailback finished the game with 153 total yards thanks to a career-best 109 receiving yard performance.

After the Huskies responded with a touchdown, Jonah Dalmas connected on a 39-yard field goal to retake the lead. Washington responded with an explosive second quarter, scoring 21 unanswered points. Dalmas hit a 34-yard field goal to cut the lead to 28-12 at the break.

Jeanty continued his stellar day in the third quarter, catching a career-long 50-yard touchdown pass from Taylen Green to cut the score to 28-19. But the 10th-ranked Huskies (1-0) scored 28 unanswered points to pull away in the third and fourth quarters.

### BOISE STATE

Rushing	Att	Yds	TD	Lg	Avg
G. Holani	10	51	0	11	5.1
A. Jeanty	10	44	1	9	4.4
T. Green	5	31	0	13	6.2
M. Madsen	3	12	0	5	4.0
Passing	C-A-I	Yds	TD	Lg	Sack
T. Green	19-39-2	244	1	50	1
M. Madsen	3-7-0	20	0	8	0
Receiving	Rec	Yds	TD	Lg	
A. Jeanty	4	109	1	50	
E. McAlister	7	69	0	19	
S. Cobbs	6	56	0	40	
B. Bowens	3	23	0	11	
G. Holani	2	7	0	6	
R. Smith	0	0	0	0	
S. Whiting	0	0	0	0	
C. Penry	0	0	0	0	

Defensive	TOT	TFL	Sk	FF-FR	INT	BrUp	QH
A. Teubner	11	-/-	-/-	-/-	-	1	-
DJ Schramm	7	1.0/3	-/-	-/-	-	-	-
J. Clark	6	2.0/5	-/-	1/-	-	-	-
R. Robinson	4	-/-	-/-	-/-	-	-	-
A. Simpson	4	1.0/6	1.0/6	-/-	-	-	-
K. Kaniho	4	-/-	-/-	-/-	-	-	-
S. Oladipo	3	1.0/2	-/-	-/-	-	1	-
D. Washington	3	-/-	-/-	-/-	-	-	-
J. Virgin	3	-/-	-/-	-/-	-	-	-
J. Ripp	3	-/-	-/-	-/-	-	-	-
A. Hassanein	2	0.5/1	-/-	-/-	-	-	-

### STATISTICAL LEADERS

#### WASHINGTON

Rushing	Att	Yds	TD	Lg	Avg
W. Nixon	6	48	0	21	8.0
J. McMillan	1	19	1	19	19.0
D. Johnson	7	12	1	4	1.7
D. Ngata	1	5	0	5	5.0
Passing	C-A-I	Yds	TD	Lg	Sack
T. Green	19-39-2	244	1	50	1
M. Madsen	3-7-0	20	0	8	0
Receiving	Rec	Yds	TD	Lg	
R. Oduze	7	132	1	29	
J. Polk	3	101	1	50	
J. McMillan	8	95	2	38	
J. Westover	5	59	1	20	
G. Bernard	3	47	0	27	
J. Cuevas	1	31	1	31	
D. Johnson	3	20	0	20	
D. Culp	1	5	0	5	

Defensive	TOT	TFL	Sk	FF-FR	INT	BrUp	QH
D. Hampton	7	-/-	-/-	-/-	-	-	-
E. Ulofoshio	6	1.0/3	1.0/3	-/-	-	-	-
A. Turner	5	2.0/5	-/-	-/-	-	-	-
R. Goforth	4	-/-	-/-	-/-	-	-	-
D. Bryant	4	-/-	-/-	-/-	-	-	-
E. Jackson	4	-/-	-/-	-/-	-	-	-
B. Trice	3	-/-	-/-	-/-	-	-	-
A. Tuputala	3	-/-	-/-	-/-	-	-	-
C. Bruener	3	-/-	-/-	-/-	-	-	-
D. Banks	2	-/-	-/-	-/-	-	4	-
K. Fabicanan	2	-/-	-/-	-/-	1-0	-	-



## LAST SECOND FIELD GOAL STUNS BRONCOS

SEPT. 9, 2023 • LYLE SMITH FIELD AT ALBERTSONS STADIUM • BOISE, IDAHO • ATT: 36,447

### TEAM STATISTICS

	UCF	BSU
<b>FIRST DOWNS</b>		
Total	23	22
Rushing	12	12
Passing	9	10
Penalty	2	0
<b>RUSHING</b>		
Total (Net)	258	173
Attempts	41	39
Avg. Per Rush	6.3	4.4
Rushing TDs	1	0
Yds. Gained	271	201
Yds. Lost	13	28
<b>PASSING</b>		
Total (Net)	272	211
Comp.-Att.-Int.	16-24-2	14-27-1
Avg. / Att.	11.3	7.8
Avg. / Comp.	17.0	15.1
TDs	0	2
<b>TOTAL OFFENSE</b>		
Yards	530	384
Plays	65	66
Avg. / Play	8.2	5.8
Fumbles - Lost	0-0	0-0
Penalties - Yds.	4-25	4-39
<b>PUNTING</b>		
Punts - Yds.	2-93	5-250
Avg. / Punt	46.5	50
Inside 20	1	4
50+ Yds.	1	4
Touchbacks	0	1
Fair Catch	1	0
<b>KICKOFFS</b>		
Total - Yds.	5-300	4-241
Avg. Yds. / Kickoff	60.0	60.3
Touchbacks	3	2
<b>RETURNS</b>		
Punt: Total - Yds. - TDs	1-5-0	1-7-0
Punt: Avg. / Return	5.0	7.0
Kickoff: Total - Yds. - TDs	2-50-0	1-28-0
Kickoff: Avg. / Return	25.0	28.0
INT: Total - Yds. - TDs	1-1-0	2-0-0
Fumble: Total - Yds. - TDs	0-0-0	0-0-0
<b>MISCELLANEOUS</b>		
Misc. Yards	0	0
Poss. Time	28:03	31:57
3rd. Down Conv.	4 of 10	6 of 14
4th. Down Conversions	0 of 1	1 of 1
Red-Zone: Scores - Chances	2-5	0-0
Sacks: Total - Yds.	2-15	1-10
PAT: Total - Made	0-0	1-1
2PT Conversion: Total - Made	0-1	0-1
Field Goals: Total - Made	4-4	1-1

### UCF BOISE STATE

3 6 0 9  
7 3 0 6

18  
16

Qtr.	Time	Team	Scoring Play	Plays-Yds	TOP	BSU-UW
1st	07:27	UCF	Boomer, Colton 50 yd field goal	7-48	01:56	3-0
1st	04:20	BSU	Jeanty, Ashton 38 yd pass from Green, Taylen (Dalmas, Jonah kick)	5-72	02:48	3-7
2nd	08:32	UCF	Boomer, Colton 33 yd field goal	10-82	04:35	6-7
2nd	03:14	BSU	Dalmas, Jonah 56 yd field goal	6-31	02:44	6-10
2nd	01:01	UCF	Boomer, Colton 55 yd field goal	5-15	02:03	9-10
4th	07:55	UCF	Harvey, RJ 5 yd run ( ),	9-86	05:26	15-10
4th	01:49	BSU	Cobbs, Stefan 28 yd pass from Madsen, Maddux ( )	12-75	06:06	15-16
4th	00:00	UCF	Boomer, Colton 40 yd field goal	9-58	01:43	18-16

**BOISE, Idaho** - UCF's Colton Boomer hit a 40-yard field goal as time expired to defeat Boise State 18-16, Saturday at Albertsons Stadium.

Boomer opened the scoring with a 50-yard field goal midway through the first quarter for the Knights (2-0), but Boise State countered with a five-play, 72-yard drive, capped by a 38-yard touchdown pass from Taylen Green to Ashton Jeanty.

UCF converted on a 33-yard field goal attempt from Boomer in the second quarter to trim the Broncos' (0-2) lead to one, but Boise State kicker Jonah Dalmas booted a 56-yard field goal to extend the lead to 10-6. The Knights responded a minute later with a 55-yard field goal to cut the lead to one as the two teams entered the locker room.

The scoring halted until 7:55 remained in regulation, when UCF running back RJ Harvey ran for a five-yard touchdown to give the Knights a 15-10 lead. UCF's two-point conversion attempt was unsuccessful, as Harvey was stopped in the back field.

The Broncos responded with a 12-play, 75-yard drive, capped with a 28-yard touchdown pass from backup quarterback Maddux Madsen to Stefan Cobbs to give Boise State a 16-15 lead with 1:49 remaining. UCF then drove 58 yards to set up the Knights' game-winning field goal.

### STATISTICAL LEADERS

UCF							BOISE STATE								
Rushing	Att	Yds	TD	Lg	Avg		Rushing	Att	Yds	TD	Lg	Avg			
J.R. Plumlee	11	73	0	17	6.6		A. Jeanty	24	115	0	21	4.8			
RJ Harvey	10	70	1	12	4.7		T. Green	6	37	0	19	6.2			
J. Richardson	3	62	0	31	5.6		J. Dubar	5	29	0	24	5.8			
X. Townsend	0	39	0	39	39.0		T. Crowe	1	3	0	3	3.0			
D. Bowman	0	11	0	11	11.0		M. Madsen	3	-11	0	4	-3.7			
J. McDonald	0	3	0	3	1.5										
Passing	C-A-I	Yds	TD	Lg	Sack		Passing	C-A-I	Yds	TD	Lg	Sack			
J.R. Plumlee	16-24-2	272	0	53	0		T. Green	9-19-1	144	1	38	0			
RJ Harvey	0-0-0	0	0	0	1		M. Madsen	5-8-0	67	1	28	2			
Receiving	Rec	Yds	TD	Lg			Receiving	Rec	Yds	TD	Lg				
K. Hudson	5	134	0	53			A. Jeanty	5	97	1	38				
J. Baker	4	73	0	29			S. Cobbs	4	68	1	28				
RJ Harvey	2	34	0	20			E. McAllister	2	26	0	17				
A. Holler	1	16	0	16			C. Penry	2	12	0	8				
J. Richardson	3	10	0	6			R. Smith	1	8	0	8				
X. Townsend	1	5	0	5			S. Whiting	0	0	0	0				
							B. Bowens	0	0	0	0				
Defensive	TOT	TFL	Sk	FF-FR	INT	BrUp	QH	Defensive	TOT	TFL	Sk	FF-FR	INT	BrUp	QH
J. Johnson	8	0.5/1	-/-	-/-	-	-	-	S. Oladipo	10	-/-	-/-	-/-	-	-	-
J. Celiscar	7	-/-	-/-	-/-	-	-	-	R. Robinson	7	-/-	-/-	-/-	-	-	-
W. Yates	6	1.0/1	-/-	-/-	-	-	-	A. Teubner	6	-/-	-/-	-/-	1-0	-	-
J. Henderson	4	-/-	-/-	-/-	-	-	-	DJ Schramm	6	-/-	-/-	-/-	-	-	-
L. Hunter	4	-/-	-/-	-/-	-	-	-	M. Notarainni	6	2.0/11.0/10	-/-	-	-	-	-
T. Morris-Brash	4	0.3/1.0/10	-/-	-/-	-	-	1	M. Reed	4	-/-	-/-	-/-	-	-	-
Q. Bullard	4	-/-	-/-	-/-	-	-	-	D. Washington	4	1.0/2	-/-	-/-	-	-	-
R. Barber	3	0.5/-	-/-	-/-	-	1	1	T. Benefield	3	-/-	-/-	-/-	-	-	-
C. Thornton	3	-/-	-/-	-/-	1-1	1	-	Z. Washington	3	-/-	-/-	-/-	-	-	-
N. Martinez	3	1.0/5	-/-	-/-	-	-	-	A. Hassanein	3	-/-	-/-	-/-	-	-	-
								J. Clark	2	-/-	-/-	-/-	1-0	-	-





# GAME RECAPS



## BRONCOS ROLL PAST FIGHTING HAWKS

SEPT. 16, 2023 • LYLE SMITH FIELD AT ALBERTSONS STADIUM • BOISE, IDAHO • ATT: 35,610

### TEAM STATISTICS

	UND	BSU
<b>FIRST DOWNS</b>		
Total	14	22
Rushing	5	7
Passing	6	12
Penalty	3	3
<b>RUSHING</b>		
Total (Net)	41	132
Attempts	34	35
Avg. Per Rush	1.2	3.8
Rushing TDs	2	4
Yds. Gained	106	159
Yds. Lost	65	27
<b>PASSING</b>		
Total (Net)	142	262
Comp.-Att.-Int.	17-31-0	22-33-1
Avg. / Att.	4.6	7.9
Avg. / Comp.	8.4	11.9
TDs	1	2
<b>TOTAL OFFENSE</b>		
Yards	183	394
Plays	65	68
Avg. / Play	2.8	5.8
Fumbles - Lost	3-2	3-2
Penalties - Yds.	3-37	4-37
<b>PUNTING</b>		
Punts - Yds.	6-242	3-154
Avg. / Punt	40.3	51.3
Inside 20	1	1
50+ Yds.	1	2
Touchbacks	0	1
Fair Catch	3	0
<b>KICKOFFS</b>		
Total - Yds.	4-256	7-454
Avg. Yds. / Kickoff	64.0	64.9
Touchbacks	1	5
<b>RETURNS</b>		
Punt: Total - Yds. - TDs	0-0-0	2-0-0
Punt: Avg. / Return	0	0.0
Kickoff: Total - Yds. - TDs	2-42-0	2-29-0
Kickoff: Avg. / Return	21.0	14.5
INT: Total - Yds. - TDs	1-13-0	0-0-0
Fumble: Total - Yds. - TDs	1-0-0	2-19-0
<b>MISCELLANEOUS</b>		
Misc. Yards	0	0
Poss. Time	31:34	28:26
3rd. Down Conv.	4 of 13	10 of 14
4th. Down Conversions	2 of 3	0 of 0
Red-Zone: Scores - Chances	3-3	4-5
Sacks: Total - Yds.	1-12	6-50
PAT: Total - Made	0-1	6-6
2PT Conversion: Total - Made	0-2	0-0
Field Goals: Total - Made	0-0	0-0

### NORTH DAKOTA BOISE STATE

0 6 12 0  
7 14 7 14  
18  
42

#### Qtr. Time Team Scoring Play

1st	05:47	BSU	Green,Taylen 8 yd run (Dalmas,Jonah kick)
2nd	14:57	UND	Vaughn,Quincy 1 yd run ( )
2nd	06:15	BSU	Jeanty,Ashton 2 yd run (Dalmas,Jonah kick)
2nd	00:28	BSU	Jeanty,Ashton 1 yd run (Dalmas,Jonah kick)
3rd	11:30	BSU	McAlister,Eric 28 yd pass from Green,Taylen (Dalmas,Jonah kick)
3rd	07:36	UND	Elidor,Wesley 6 yd pass from Schuster,Tommy ( )
3rd	04:26	UND	Skokna,Luke 3 yd run ( )
4th	10:48	BSU	Jeanty,Ashton 1 yd run (Dalmas,Jonah kick)
4th	03:43	BSU	McAlister,Eric 27 yd pass from Madsen,Maddux (Dalmas,Jonah kick)

Plays-Yds	TOP	UND-BSU
12-71	05:45	0-7
11-77	05:45	6-7
11-85	05:42	6-14
7-48	01:04	6-21
3-37	01:21	6-28
5-36	02:07	12-28
6-31	03:02	18-28
10-58	04:29	18-35
5-46	01:32	18-42

**BOISE, Idaho** - Boise State's defense registered six sacks, forced two turnovers and held North Dakota to 183 yards and the Broncos won for the first time this season with a 42-18 victory over the Fighting Hawks, Saturday morning at Albertsons Stadium.

Offensively, Eric McAlister caught six passes for a career-high 143 yards and a pair of scores while Ashton Jeanty added three touchdowns on the ground.

On Boise State's second drive of the day, Taylen Green escaped the pocket to run for an 8-yard touchdown. North Dakota (2-1) responded on the first play of the second quarter with a 1-yard rushing touchdown by tight end Quincy Vaughn, who took a direct snap. The PAT was missed and the Broncos (1-2) led 7-6.

Ashton Jeanty continued the trend of short-yardage rushing scores, punching it in from two yards out to cap an 11-play, 85-yard drive. After Marco Notaraini's sack and forced fumble was recovered by Andrew Simpson, Jeanty barreled in for a 1-yard touchdown to give Boise State a 21-6 lead at the half.

The Broncos struck first in the third quarter, as Green hit McAlister in stride for a 28-yard touchdown. The Fighting Hawks responded with a pair of touchdowns off Bronco turnovers. Both times, the 2-point conversion failed and Boise State led 28-18 with 4:26 left in the third quarter.

Boise State put the game away on Jeanty's 1-yard scoring plunge with 10:48 to play and capped the scoring on a 27-yard pass from Maddux Madsen to McAlister with 3:43 remaining.

### STATISTICAL LEADERS

#### NORTH DAKOTA

Rushing	Att	Yds	TD	Lg	Avg
L. Skokna	10	48	1	7	4.8
G. Ziebarth	13	35	0	8	2.7
D. Hunt	1	5	0	5	5.0
Q. Vaughn	1	1	1	1	1.0
T. Schuster	9	-48	0	7	-5.3
Passing	C-A-I	Yds	TD	Lg	Sack
T. Schuster	17-29-0	142	1	41	6
T. Feeney	0-2-0	0	0	0	0
Receiving	Rec	Yds	TD	Lg	
B. Belquist	8	63	0	41	
J. Wright	2	27	0	19	
R. Wilson	3	26	0	12	
L. Skokna	2	18	0	15	
W. Elidor	1	6	1	6	
N. Kupfer	1	2	0	2	
E. Klein	0	0	0	0	
N. DeMontagnac	0	0	0	0	

#### BOISE STATE

Rushing	Att	Yds	TD	Lg	Avg
A. Jeanty	24	115	0	21	4.8
T. Green	6	37	0	19	6.2
J. Dubar	5	29	0	24	5.8
T. Crowe	1	3	0	3	3.0
M. Madsen	3	-11	0	4	-3.7
Passing	C-A-I	Yds	TD	Lg	Sack
T. Green	9-19-1	144	1	38	0
M. Madsen	5-8-0	67	1	28	2
Receiving	Rec	Yds	TD	Lg	
A. Jeanty	5	97	1	38	
S. Cobbs	4	68	1	28	
E. McAlister	2	26	0	17	
C. Penry	2	12	0	8	
R. Smith	1	8	0	8	
S. Whiting	0	0	0	0	
B. Bowens	0	0	0	0	

Defensive	TOT	TFL	Sk	FF	FR	INT	BrUp	QH
M. Notaraini	13	1.0/141.0/14	1/-	-	-	-	-	-
A. Simpson	7	-/-/-	-/1	-	-	-	-	-
Z. Washington	6	1.0/9 1.0/9	-/-	-	-	-	-	-
S. Oladipo	4	1.0/2	-/-	-	-	-	1	-
A. Hassanein	4	1.5/121.5/12	-/-	-	-	-	1	-
R. Robinson	3	-/-/-	-/-	-	-	-	-	-
K. Kaniho	3	-/-/-	-/-	-	-	-	-	-
T. Benefield	3	1.0/6 1.0/6	-/-	-	-	-	-	-
A. McCoy	2	-/-/-	-/-	-	-	1	-	-
D. Thornton	2	-/-/-	-/-	-	-	-	-	-
D. Washington	2	1.0/4 1.0/4	-/-	-	-	-	-	1



## JEANTY'S CAREER DAY LEADS BRONCOS PAST AZTECS

SEPT. 22, 2023 • SNAPDRAGON STADIUM • SAN DIEGO, CALIF. • ATT: 23,374

## TEAM STATISTICS

	BSU	SDSU
<b>FIRST DOWNS</b>		
Total	19	22
Rushing	12	10
Passing	7	11
Penalty	0	1
<b>RUSHING</b>		
Total (Net)	241	166
Attempts	41	40
Avg. Per Rush	5.9	4.2
Rushing TDs	3	3
Yds. Gained	264	174
Yds. Lost	23	8
<b>PASSING</b>		
Total (Net)	162	273
Comp.-Att.-Int.	12-22-0	17-23-0
Avg. / Att.	7.4	11.9
Avg. / Comp.	13.5	16.1
TDs	1	1
<b>TOTAL OFFENSE</b>		
Yards	403	439
Plays	63	63
Avg. / Play	6.4	7
Fumbles - Lost	0-0	2-2
Penalties - Yds.	4-35	5-23
<b>PUNTING</b>		
Punts - Yds.	5-254	3-120
Avg. / Punt	50.8	40
Inside 20	3	0
50+ Yds.	3	0
Touchbacks	0	0
Fair Catch	0	1
<b>KICKOFFS</b>		
Total - Yds.	7-404	5-310
Avg. Yds. / Kickoff	57.7	62.0
Touchbacks	3	0
<b>RETURNS</b>		
Punt: Total - Yds. - TDs	1-1-0	3-61-0
Punt: Avg. / Return	-1.0	20.3
Kickoff: Total - Yds. - TDs	4-101-0	3-104-0
Kickoff: Avg. / Return	25.3	34.7
INT: Total - Yds. - TDs	0-0-0	0-0-0
Fumble: Total - Yds. - TDs	0-0-0	0-0-0
<b>MISCELLANEOUS</b>		
Misc. Yards	0	0
Poss. Time	27:50	32:10
3rd. Down Conv.	5 of 13	7 of 13
4th. Down Conversions	1 of 1	0 of 0
Red-Zone: Scores - Chances	4-4	4-5
Sacks: Total - Yds.	1-6	1-11
PAT: Total - Made	4-4	4-4
2PT Conversion: Total - Made	0-0	0-0
Field Goals: Total - Made	2-2	1-2

BOISE STATE  
SAN DIEGO STATE

0 17 10 7  
7 10 0 14  
34 31

## Qtr. Time Team Scoring Play

1st	07:37	SDS	Brooks,Baylin 34 yd pass from Mayden,Jalen (Browning,Jack kick)
2nd	11:58	BSU	McAlister,Eric 25 yd pass from Green,Taylen (Dalmas,Jonah kick)
2nd	09:13	SDS	Browning,Jack 22 yd field goal
2nd	07:13	BSU	Jeanty,Ashton 58 yd run (Dalmas,Jonah kick)
2nd	02:48	SDS	Armstead,Jaylon 2 yd run (Browning,Jack kick)
2nd	00:22	BSU	Dalmas,Jonah 29 yd field goal
3rd	04:52	BSU	Dalmas,Jonah 27 yd field goal
3rd	03:05	BSU	Green,Taylen 10 yd run (Dalmas,Jonah kick)
4th	14:17	SDS	Armstead,Jaylon 10 yd run (Browning,Jack kick)
4th	02:02	BSU	Jeanty,Ashton 6 yd run (Dalmas,Jonah kick)
4th	00:42	SDS	Mayden,Jalen 10 yd run (Browning,Jack kick)

Plays-Yds	TOP	BSU-UW
6-52	03:23	0-7
5-76	02:21	7-7
6-50	02:45	7-10
4-79	01:55	14-10
7-75	04:25	14-17
11-72	02:22	17-17
9-68	04:19	20-17
4-26	01:37	27-17
10-92	03:43	27-24
11-50	04:52	34-24
7-72	01:15	34-31

**SAN DIEGO** - Boise State sophomore running back Ashton Jeanty rushed for a career-high 205 yards and scored two touchdowns as Boise State defeated San Diego State, 34-31, at Snapdragon Stadium Friday.

The Broncos (2-2, 1-0 Mountain West) overcame a slow offensive performance after generating only 26 yards in the opening quarter. After allowing an early score on the second Aztec drive, Boise State evened the score early in the second quarter on a 25-yard touchdown pass from Taylen Green to Eric McAlister.

The Aztecs (2-3, 0-1) responded with a field goal two minutes later to take a 10-7 lead, but Jeanty exploded for a 58-yard rushing touchdown on the next possession to give the Broncos a 14-10 lead. San Diego State responded with a touchdown of its own, but Dalmas hit a 29-yard field goal to even the score as the two teams entered the locker room tied at 17.

Dalmas started the scoring in the second half with a 27-yard field goal to give the Blue and Orange a 20-17 lead. The Boise State defense notched its second turnover of the game on the ensuing drive when Ahmed Hassanein, allowing Jayden Virgin to recover. The turnover set up a short field, resulting in a 10-yard rushing touchdown from Green as the Broncos extended their lead to double digits.

San Diego State's Jaylon Armstead scored a 10-yard rushing touchdown early in the fourth quarter to bring the Aztecs within three points, but Jeanty scored his second touchdown of the day with 2:02 remaining to give the Broncos a two-possession lead. An Aztec touchdown with 42 seconds left wasn't enough as Boise State opened conference play with a win.

## BOISE STATE

Rushing	Att	Yds	TD	Lg	Avg
A. Jeanty	23	205	2	58	8.9
T. Green	11	25	1	10	2.3
J. Dubar	5	13	0	4	2.6
Passing	C-A-I	Yds	TD	Lg	Sack
T. Green	12-22-0	162	1	39	1
Receiving	Rec	Yds	TD	Lg	
E. McAlister	5	90	1	39	
A. Jeanty	4	49	0	37	
S. Cobbs	1	14	0	14	
R. Smith	1	6	0	6	
B. Bowens	1	3	0	3	
P. Strachan	0	0	0	0	

Defensive	TOT	TFL	Sk	FF-FR	INT	BrUp	QH
M. Notarainni	8	-/-	-/-	-/-	-	-	-
D. Washington	7	0.5/3	0.5/3	-/-	-	-	-
R. Robinson	5	-/-	-/-	1/-	-	-	-
Z. Washington	5	-/-	-/-	-/-	-	-	-
A. Hassanein	4	1.0/1	-/-	1/-	-	-	-
A. Simpson	3	0.5/3	0.5/3	0/1	-	-	-
K. Kaniho	3	0.5/1	-/-	-/-	-	-	-
T. Benefield	3	-/-	-/-	-/-	-	-	-
M. Callahan	3	-/-	-/-	-/-	-	-	-
S. Newton	3	0.5/-	-/-	-/-	-	2	-
J. Clark	2	-/-	-/-	-/-	-	1	-

## STATISTICAL LEADERS

## SAN DIEGO STATE

Rushing	Att	Yds	TD	Lg	Avg
J. Mayden	16	85	1	16	5.3
K. Christon	12	44	0	13	3.7
J. Armstead	10	35	2	10	3.5
C. Davis	1	2	0	2	2.0
Passing	C-A-I	Yds	TD	Lg	Sack
M. Blake	1-1-0	32	0	32	0
Receiving	Rec	Yds	TD	Lg	
B. Brooks	5	117	1	37	
B. Penny	5	97	0	36	
M. Redman	1	15	0	15	
L. Tanner	1	14	0	14	
M. Blake	1	12	0	12	
C. Harpole	1	6	0	6	
J. Nicholson	1	5	0	5	
K. Christon	1	4	0	4	
J. Armstead	1	3	0	3	

Defensive	TOT	TFL	Sk	FF-FR	INT	BrUp	QH
E. Butler	82.5/171.0/11	-/-	-	-	-	-	-
C. McDonald	6	-/-	-/-	-/-	-	-	1
Z. Fiaseu	5	1.0/2	-/-	-/-	-	1	-
C. Johnson	4	-/-	-/-	-/-	-	-	-
G. Fountain	4	-/-	-/-	-/-	-	-	-
D. Okpoko	4	-/-	-/-	-/-	-	-	-
C. Barfield	3	1.5/6	-/-	-/-	-	1	-
N. Tumbler	3	-/-	-/-	-/-	-	3	-
M. Ratcliffe	3	-/-	-/-	-/-	-	-	-





## TIGERS TOP BRONCOS, 35-32

SEPT. 30, 2023 • SIMMONS BANK LIBERTY STADIUM • MEMPHIS, TENN. • ATT: 30,364

### TEAM STATISTICS

	BSU	MEM
<b>FIRST DOWNS</b>		
Total	24	20
Rushing	9	10
Passing	14	10
Penalty	1	0
<b>RUSHING</b>		
Total (Net)	144	179
Attempts	32	35
Avg. Per Rush	4.5	5.1
Rushing TDs	2	2
Yds. Gained	157	189
Yds. Lost	13	10
<b>PASSING</b>		
Total (Net)	375	269
Comp.-Att.-Int.	23-38-0	18-28-0
Avg. / Att.	9.9	9.6
Avg. / Comp.	16.3	14.9
TDs	2	2
<b>TOTAL OFFENSE</b>		
Yards	519	448
Plays	70	63
Avg. / Play	7.4	7.1
Fumbles - Lost	0-0	0-0
Penalties - Yds.	3-20	5-40
<b>PUNTING</b>		
Punts - Yds.	5-224	5-216
Avg. / Punt	44.8	43.2
Inside 20	3	1
50+ Yds.	2	1
Touchbacks	1	1
Fair Catch	1	2
<b>KICKOFFS</b>		
Total - Yds.	5-324	6-380
Avg. Yds. / Kickoff	64.8	63.3
Touchbacks	2	3
<b>RETURNS</b>		
Punt: Total - Yds. - TDs	0-0-0	1-19-0
Punt: Avg. / Return	0	19.0
Kickoff: Total - Yds. - TDs	3-53-0	2-21-0
Kickoff: Avg. / Return	17.7	10.5
INT: Total - Yds. - TDs	0-0-0	0-0-0
Fumble: Total - Yds. - TDs	0-0-0	0-0-0
<b>MISCELLANEOUS</b>		
Misc. Yards	0	80
Poss. Time	32:49	27:11
3rd. Down Conv.	3 of 10	6 of 12
4th. Down Conversions	0 of 0	1 of 2
Red-Zone: Scores - Chances	5-6	3-3
Sacks: Total - Yds.	2-3	1-2
PAT: Total - Made	3-3	5-5
2PT Conversion: Total - Made	1-1	0-0
Field Goals: Total - Made	1-2	0-0

### BOISE STATE MEMPHIS

3 14 0 15 32  
0 14 7 14 35

#### Qtr. Time Team Scoring Play

1st	06:09	BSU	Dalmas,Jonah 19 yd field goal
2nd	11:41	BSU	Jeanty,Ashton 8 yd run (Dalmas,Jonah kick)
2nd	06:17	BSU	Jeanty,Ashton 1 yd run (Dalmas,Jonah kick)
2nd	05:00	MEM	Taylor,Roc 19 yd pass from Henigan,Seth (Gillis,Tanner kick)
2nd	00:27	MEM	Watson,Blake 5 yd run (Gillis,Tanner kick)
3rd	01:43	MEM	Cantin-Arku,Geoffrey 80 yd blocked field goal return (Gillis,Tanner kick)
4th	11:16	MEM	Blankumsee,DeMeer 59 yd pass from Henigan,Seth (Gillis,Tanner kick)
4th	08:54	BSU	Jeanty,Ashton 15 yd pass from Madsen,Maddux (Cobbs,Stefan pass)
4th	02:16	MEM	Watson,Blake 1 yd run (Gillis,Tanner kick)
4th	00:39	BSU	Jeanty,Ashton 7 yd pass from Madsen,Maddux (Dalmas,Jonah kick)

Plays-Yds	TOP	BSU-MEM
10-35	04:16	3-0
4-82	01:56	10-0
7-61	03:16	17-0
4-75	01:17	17-7
8-66	02:28	17-14
-	-	17-21
5-88	01:52	17-28
5-80	02:16	25-28
13-75	06:38	25-35
7-75	01:37	32-35

**MEMPHIS, Tenn.** - Ashton Jeanty found the end zone four times on Saturday, but Boise State wasn't able to capitalize falling to Memphis 35-32, Saturday.

The Broncos (2-3, 1-0 MW) got on the board first midway through the first quarter on a 19-yard field goal from Jonah Dalmas. Boise State added more in the second quarter, scoring on a four play, 82-yard drive capped off with an eight-yard touchdown run from Jeanty. Matt Lauter had the big play of the drive, catching a career-long 59-yard pass on a second and five to set up Jeanty's scoring play.

Jeanty scored his second rushing touchdown of the day, pushing the Boise State lead to 17 with just over six minutes left in the half. But with five minutes remaining in the half, the Tigers (4-1, 1-0 AAC) drove 75 yards in four plays, scoring a touchdown to get on the scoreboard. After a Bronco three-and-out, Memphis scored another touchdown right before the half to cut the lead to three.

The Tigers made a key play late in the third quarter, blocking a Dalmas field goal attempt and returning it 80 yards to take their first lead of the game. Memphis later expanded its lead to 11 with 11:16 remaining in the final quarter, scoring on a 59-yard touchdown pass.

Maddux Madsen led the Broncos on a five play, 80-yard drive with 8:54 remaining in the fourth quarter, finding Jeanty for a 15-yard touchdown reception and converting a two-point conversion to cut the Memphis lead to three. The Tigers sealed the game with a 13-play, 75-yard drive capped by a 1-yard touchdown from Blake Watson. A late Jeanty touchdown, his fourth of the game, wasn't enough to take the win.


### STATISTICAL LEADERS

#### BOISE STATE

Rushing	Att	Yds	TD	Lg	Avg		
A. Jeanty	23	82	2	20	3.6		
T. Green	8	51	0	20	6.4		
J. Dubar	1	11	0	11	11.0		
Passing	C-A-I	Yds	TD	Lg	Sack		
T. Green	12-24-0	200	0	59	1		
M. Madsen	11-14-0	175	2	52	0		
Receiving	Rec	Yds	TD	Lg			
E. McAllister	5	98	0	37			
B. Bowers	3	89	0	52			
M. Lauter	3	76	0	59			
A. Jeanty	5	53	2	15			
S. Cobbs	5	49	0	19			
P. Strachan	1	9	0	9			
S. Whiting	1	1	0	1			
M. Callahan	0	0	0	0			
Defensive	TOT	TFL	Sk	FF/FR	INT	BrUp	QH
M. Notaraini	8	0.5/1	-/-	-/-	-	-	1
A. Hassanein	6	2.0/2	1.0/1	-/-	-	-	-
D. Washington	5	1.0/1	-/-	-/-	-	-	-
A. Simpson	4	-/-	-/-	-/-	-	-	-
T. Benefield	4	-/-	-/-	-/-	-	-	1
S. Oladipo	4	1.0/2	-/-	-/-	-	-	1
C. Hogans	4	-/-	-/-	-/-	-	-	-
Z. Washington	3	-/-	-/-	-/-	-	-	-
S. Newton	3	1.0/1	-/-	-/-	-	-	-
J. Clark	2	-/-	-/-	-/-	-	-	-
M. Reed	2	0.5/2	-/-	-/-	-	-	-

#### MEMPHIS

Rushing	Att	Yds	TD	Lg	Avg		
B. Watson	19	113	2	22	5.9		
S. Henigan	13	64	0	24	4.9		
S. Smith	2	5	0	5	2.5		
Passing	C-A-I	Yds	TD	Lg	Sack		
S. Henigan	18-28-0	269	2	59	2		
Receiving	Rec	Yds	TD	Lg			
R. Taylor	5	102	1	53			
D. Blankumsee	4	83	1	59			
K. Drake	3	48	0	24			
B. Watson	2	20	0	16			
J. Ducker	1	9	0	9			
S. Smith	3	7	0	6			
A. Landphere	0	0	0	0			
Defensive	TOT	TFL	Sk	FF-FR	INT	BrUp	QH
C. Martin	9	2.0/4	1.0/2	-/-	-	-	-
S. Blair	6	-/-	-/-	-/-	-	2	-
G. Rubin	5	-/-	-/-	-/-	-	-	-
J. Barnett	4	-/-	-/-	-/-	-	-	-
G. Cantin-Arku	4	-/-	-/-	-/-	-	-	1
C. Hamilton	4	-/-	-/-	-/-	-	-	-
C. Smith	4	-/-	-/-	-/-	-	1	-
C. Evans	3	1.0/2	-/-	-/-	-	-	-
D. Hunter Jr.	3	-/-	-/-	-/-	-	-	-
J. Ellison	2	2.0/3	-/-	-/-	-	-	1
A. Coffey	2	-/-	-/-	-/-	-	1	-



## BRONCOS SCORE 28 UNANSWERED IN COMEBACK WIN

OCT. 7, 2023 • LYLE SMITH FIELD AT ALBERTSONS STADIUM • BOISE, IDAHO • ATT: 37,491

## TEAM STATISTICS

	SJSU	BSU
<b>FIRST DOWNS</b>		
Total	19	22
Rushing	9	11
Passing	10	10
Penalty	0	1
<b>RUSHING</b>		
Total (Net)	104	262
Attempts	26	42
Avg. Per Rush	4.0	6.2
Rushing TDs	3	3
Yds. Gained	126	282
Yds. Lost	22	20
<b>PASSING</b>		
Total (Net)	325	230
Comp.-Att.-Int.	23 - 38 - 1	13 - 24 - 1
Avg. / Att.	8.6	9.6
Avg. / Comp.	14.1	17.7
TDs	0	2
<b>TOTAL OFFENSE</b>		
Yards	429	492
Plays	64	66
Avg. / Play	6.7	7.5
Fumbles - Lost	0 - 0	3 - 2
Penalties - Yds.	7 - 55	3 - 25
<b>PUNTING</b>		
Punts - Yds.	4 - 178	3 - 161
Avg. / Punt	44.5	53.7
Inside 20	1	0
50+ Yds.	1	1
Touchbacks	1	1
Fair Catch	1	1
<b>KICKOFFS</b>		
Total - Yds.	6 - 354	6 - 390
Avg. Yds. / Kickoff	59.0	65.0
Touchbacks	3	6
<b>RETURNS</b>		
Punt: Total - Yds. - TDs	0 - 0 - 0	0 - 0 - 0
Punt: Avg. / Return	0	0
Kickoff: Total - Yds. - TDs	0 - 0 - 0	1 - 12 - 0
Kickoff: Avg. / Return	0	12.0
INT: Total - Yds. - TDs	1 - 5 - 0	1 - 0 - 0
Fumble: Total - Yds. - TDs	0 - 0 - 0	0 - 0 - 0
<b>MISCELLANEOUS</b>		
Misc. Yards	0	0
Poss. Time	31:28	28:32
3rd. Down Conv.	4 of 12	5 of 11
4th. Down Conversions	0 of 2	2 of 2
Red-Zone: Scores - Chances	5 - 5	4 - 4
Sacks: Total - Yds.	2 - 9	3 - 16
PAT: Total - Made	3 - 3	5 - 5
2PT Conversion: Total - Made	0 - 0	0 - 0
Field Goals: Total - Made	2 - 2	0 - 1

SAN JOSÉ STATE  
BOISE STATE

14	13	0	0	27
0	14	7	14	35

## Qtr. Time Team Scoring Play

1st	08:13	SJS	Robinson, Kairee 11 yd run (Halvorsen, Kyler kick)
1st	07:02	SJS	Cordeiro, Chevan 11 yd run (Halvorsen, Kyler kick)
2nd	14:55	SJS	Halvorsen, Kyler 33 yd field goal
2nd	13:33	BSU	McAlister, Eric 83 yd pass from Madsen, Maddux (Dalmas, Jonah kick)
2nd	11:20	SJS	Halvorsen, Kyler 27 yd field goal
2nd	04:56	SJS	Conley, Quali 6 yd run (Halvorsen, Kyler kick)
2nd	00:42	BSU	Madsen, Maddux 8 yd run (Dalmas, Jonah kick)
3rd	05:34	BSU	Green, Taylen 1 yd run (Dalmas, Jonah kick)
4th	14:25	BSU	Green, Taylen 11 yd run (Dalmas, Jonah kick)
4th	03:30	BSU	Smith, Riley 2 yd pass from Green, Taylen (Dalmas, Jonah kick)

## Plays-Yds TOP SJS-BSU

5-67	02:19	7-0
4-25	01:04	14-0
1-59	05:44	17-0
3-82	01:17	17-7
5-65	02:13	20-7
5-84	02:46	27-7
14-70	04:14	27-14
4-80	01:46	27-21
5-71	02:05	27-28
13-80	06:43	27-35

**BOISE, Idaho** - Never count these Broncos out. Boise State rallied back from a 20-point deficit to stun San Jose State in front of a raucous crowd of 37,491 at Albertsons Stadium Saturday evening.

The Broncos (3-3, 2-0 Mountain West) trailed 27-7 before Maddux Madsen scored on an eight-yard designed run with 42 seconds in the first half as San Jose State (1-5, 0-2) took a two-score lead into halftime. It would not last long.

Boise State came out of the gate following intermission, holding the Spartans scoreless and limiting the visitors to a meager 110 yards over the final 30 minutes. The team that came out of the South end zone locker room had the same blue helmets and black jerseys on, but they brought a completely different energy to the game. It started slow as Taylen Green — one side of the two-headed quarterback monster deployed by Boise State Saturday — ran for a touchdown on a one-yard run with 5:34 remaining in the third quarter. Green would follow that up with an 11-yard run less than a minute into the fourth quarter to tie the game before Jonah Dalmas hit the fourth of his five points after touchdown to give Boise State its first lead of the game.

After San Jose State scored on five consecutive possessions in the first half, the script was flipped in the second half. Twice the Spartans were stopped on downs while two punts and a critical interception by A/Marion McCoy stymied the previously successful Spartan offense.

Riley Smith, one of two team captains for the Broncos, put the cherry on top with a two-yard touchdown catch with 3:30 left in the game to give Boise State a 35-27 lead. That score preceded McCoy's interception and the second fourth down stop by the Bronco defense, which only left the victory formation standing between Boise State and yet another home win.

Eric McAlister initially got Boise State on the scoreboard in the second quarter with an 83-yard touchdown pass from Maddux Madsen. The Spartans responded with 10-straight points for the 27-7 lead. Although he did not score, Ashton Jeanty ran for an impressive 167 yards on 24 carries and registered 16 receiving yards on a pair of catches. His final tally put him in rare company as he became just the third player in the FBS since 1996 to record over 1,000 yards from scrimmage in the first six games of the season, matching Tyrell Sutton (Northwestern) and Michael Crabtree (Texas Tech). No Mountain West player has ever achieved such a feat.

## STATISTICAL LEADERS

## SAN JOSÉ STATE

Rushing	Att	Yds	TD	Lg	Avg
K. Robinson	12	61	1	14	5.1
C. Cordeiro	9	29	1	21	3.2
Q. Conley	3	9	1	6	3.0
I. Jernagin	2	5	0	3	2.5
Passing	C-A-I	Yds	TD	Lg	Sack
C. Cordeiro	23-38-1	325	0	63	3
Receiving	Rec	Yds	TD	Lg	
N. Nash	4	99	0	58	
K. Robinson	3	73	0	63	
I. Jernagin	1	34	0	34	
C. Ross	3	28	0	14	
Q. Conley	2	25	0	19	
D. Mazotti	3	25	0	21	
M. Coleman	2	20	0	16	
S. Loving-Black	2	8	0	7	
J. Bates	2	7	0	4	
M. Miller	1	6	0	6	

## BOISE STATE

Rushing	Att	Yds	TD	Lg	Avg
A. Jeanty	24	167	0	68	7.0
T. Green	5	40	2	15	8.0
M. Madsen	8	39	1	21	4.9
J. Dubar	3	14	0	8	4.7
T. Crowe	1	4	0	4	4.0
Passing	C-A-I	Yds	TD	Lg	Sack
M. Madsen	9-16-1	155	1	83	2
T. Green	4-8-0	75	1	44	0
Receiving	Rec	Yds	TD	Lg	
E. McAlister	5	170	1	83	
B. Bowens	2	18	0	11	
T. Crowe	2	17	0	10	
A. Jeanty	2	16	0	11	
J. Dubar	1	7	0	7	
R. Smith	1	2	1	2	
S. Cobbs	0	0	0	0	
S. Whiting	0	0	0	0	

Defensive	TOT	TFL	Sk	FF-FR	INT	BrUp	QH
B. Parham	12	-/-	-/-	1/2	-	-	-
J. Pollard	7	1.0/2	-/-	1/-	1-5	-	-
C. Williams	4	0.5/3	-/-	-/-	-	-	-
N. Lavulo	4	1.0/1	1.0/1	-/-	-	-	-
M. Dansby	4	-/-	-/-	-/-	-	-	-
T. Smith	3	-/-	-/-	-/-	-	-	-
T. Jenkins	3	-/-	-/-	-/-	-	-	-
T. Latu	3	0.5/3	-/-	-/-	-	-	-
S. Toia	3	-/-	-/-	-/-	-	-	-
J. Kakiva	3	1.0/8	1.0/8	-/-	-	-	-
J. Cole	2	-/-	-/-	-/-	-	-	-
Defensive	TOT	TFL	Sk	FF-FR	INT	BrUp	QH
Z. Washington	6	-/-	-/-	-/-	-	-	-
M. Notarainni	6	1.0/3	1.0/3	-/-	-	1	-
A. Simpson	5	0.5/6	0.5/6	-/-	-	-	1
R. Robinson	4	1.0/1	-/-	-/-	-	-	-
J. Clark	4	-/-	-/-	-/-	-	1	1
T. Benefield	4	-/-	-/-	-/-	-	-	-
A. Hassanein	4	1.5/7	1.5/7	-/-	-	-	-
S. Oladipo	3	-/-	-/-	-/-	-	-	-
A. Teubner	3	-/-	-/-	-/-	-	-	-
M. Reed	2	-/-	-/-	-/-	-	2	-
A. McCoy	2	-/-	-/-	-/-	1-0	2	-





## RAMS DEFEAT BRONCOS ON GAME'S FINAL PLAY

OCT. 14, 2023 • CANVAS STADIUM • FORT COLLINS, COLO. • ATT: 34,901

## TEAM STATISTICS

	BSU	CSU
<b>FIRST DOWNS</b>		
Total	23	21
Rushing	13	2
Passing	7	18
Penalty	3	1
<b>RUSHING</b>		
Total (Net)	244	42
Attempts	42	21
Avg. Per Rush	5.8	2.0
Rushing TDs	3	1
Yds. Gained	248	62
Yds. Lost	4	20
<b>PASSING</b>		
Total (Net)	138	359
Comp.-Att.-Int.	15-24-2	32-54-1
Avg. / Att.	5.8	6.6
Avg. / Comp.	9.2	11.2
TDs	0	3
<b>TOTAL OFFENSE</b>		
Yards	382	401
Plays	66	75
Avg. / Play	5.8	5.3
Fumbles - Lost	1-1	0-0
Penalties - Yds.	9-73	10-84
<b>PUNTING</b>		
Punts - Yds.	3-125	6-257
Avg. / Punt	41.7	42.8
Inside 20	1	3
50+ Yds.	0	1
Touchbacks	1	0
Fair Catch	0	2
<b>KICKOFFS</b>		
Total - Yds.	7-450	3-180
Avg. Yds. / Kickoff	64.3	60.0
Touchbacks	6	2
<b>RETURNS</b>		
Punt: Total - Yds. - TDs	1--2-0	0-0-0
Punt: Avg. / Return	-2.0	0
Kickoff: Total - Yds. - TDs	1-21-0	1-22-0
Kickoff: Avg. / Return	22.0	
INT: Total - Yds. - TDs	1-20-0	2-3-0
Fumble: Total - Yds. - TDs	0-0-0	0-0-0
<b>MISCELLANEOUS</b>		
Misc. Yards	44	0
Poss. Time	34:23	25:36
3rd. Down Conv.	4 of 11	7 of 17
4th. Down Conversions	0 of 0	0 of 1
Red-Zone: Scores - Chances	4-4	3-3
Sacks: Total - Yds.	2-18	0-0
PAT: Total - Made	3-3	4-4
2PT Conversion: Total - Made	0-0	0-0
Field Goals: Total - Made	3-3	1-2

BOISE STATE  
COLORADO STATE

7	10	0	13	30
0	0	10	21	31

## Qtr. Time Team Scoring Play

1st	09:03	BSU	Jeanty, Ashton 3 yd run (Dalmas, Jonah kick)
2nd	11:03	BSU	Jeanty, Ashton 3 yd run (Dalmas, Jonah kick)
2nd	02:45	BSU	Dalmas, Jonah 49 yd field goal
3rd	09:58	CSU	Schild, Vann 5 yd run (Noyes, Jordan kick)
3rd	04:07	CSU	Noyes, Jordan 48 yd field goal
4th	14:56	BSU	Dalmas, Jonah 43 yd field goal
4th	07:06	BSU	Dalmas, Jonah 29 yd field goal
4th	06:12	BSU	Jeanty, Ashton 7 yd run (Dalmas, Jonah kick)
4th	04:01	CSU	Brown IV, Louis 12 yd pass from Fowler-Nicolosi, Brayden (Noyes, Jordan kick)
4th	01:53	CSU	Goffney, Dylan 2 yd pass from Fowler-Nicolosi, Brayden (Noyes, Jordan kick)
4th	00:01	CSU	Holker, Dallin 33 yd pass from Fowler-Nicolosi, Brayden (Noyes, Jordan kick)

Plays-Yds	TOP	BSU-CSU
8-68	03:56	7-0
10-87	05:26	14-0
7-28	03:00	17-0
10-56	03:18	17-7
7-49	02:16	17-10
9-54	04:07	20-10
9-32	04:56	23-10
2-8	00:47	30-10
6-75	02:11	30-17
9-38	02:04	30-24
5-88	00:32	30-31

**FORT COLLINS, Colo.** - Colorado State's Dallin Holker's 33-yard tipped touchdown reception as time expired lifted the Rams to a 31-30, come-from-behind victory over Boise State at Canvas Stadium in Fort Collins, Colo., Saturday.

The Rams (3-3, 1-1 Mountain West) scored three touchdowns in the final 4:01 of regulation to take down the Broncos (3-4, 2-1 Mountain West).

The first half was dominated by the Boise State defense and Ashton Jeanty. The Broncos did not allow a Colorado State first down for nearly 20 minutes, limiting the Rams to 71 total yards in the half. Meanwhile, Jeanty gashed CSU for 167 rushing yards, scoring a pair of three-yard touchdowns on the ground. His touchdowns capped drives of 68 and 80 yards.

Late in the second quarter, Jonah Dalmas kicked a 49-yard field goal to extend Boise State's lead to 17 at the break. The Rams drove the field and had an opportunity to score with a 45-yard field goal, but Kaonohi Kaniho flew off the edge to block the kick.

The Rams scored the first 10 points of the second half to cut the lead to seven, but a pair of Dalmas field goals stretched the league back to 13. An Andrew Simpson interception set up Jeanty's third touchdown of the night to give Boise State a 30-10 lead with 6:12 remaining.

Colorado State responded quickly, scoring on a six-play, 75-yard drive with 4:01 left on the clock. After recovering an onside kick, the Rams scored another touchdown to cut the lead to six with 1:53 showing on the scoreboard.

The Broncos recovered a second Colorado State onside kick, but was forced to punt. With 33 seconds remaining, the Rams drove 88 yards in five plays to capture the comeback victory.

## BOISE STATE

Rushing	Att	Yds	TD	Lg	Avg
A. Jeanty	31	212	3	27	6.8
T. Crowe	7	22	0	8	3.1
T. Green	2	9	0	8	4.5
M. Madsen	2	1	0	1	0.5
Passing	C-A-I	Yds	TD	Lg	Sack
M. Madsen	10-16-1	110	0	23	0
T. Green	5-8-1	28	0	11	0
Receiving	Rec	Yds	TD	Lg	
A. Jeanty	5	42	0	11	
E. McAlister	2	32	0	22	
B. Bowens	2	29	0	23	
S. Cobbs	2	22	0	19	
R. Smith	1	8	0	8	
T. Crowe	1	4	0	4	
M. Lauter	1	1	0	1	
J. Dubar	1	0	0	0	
C. Wright	0	0	0	0	

Defensive	TOT	TFL	Sk	FF	FR	INT	BrUp	QH
M. Notaraini	10	-/-	-/-	-/-	-	-	-	-
R. Robinson	5	-/-	-/-	-/-	-	-	-	-
J. Clark	5	-/-	-/-	-/-	-	2	-	-
A. Simpson	5	2.0/12	1.0/7	-/-	1-20	-	-	-
T. Benefield	5	-/-	-/-	-/-	-	1	-	-
S. Oladipo	5	-/-	-/-	-/-	-	1	-	-
K. Kaniho	4	-/-	-/-	-/-	-	2	-	-
A. McCoy	4	1.0/1	-/-	-/-	-	-	-	-
C. Hogans	4	-/-	-/-	-/-	-	1	-	-
A. Hassanein	4	1.5/12	0/11	-/-	-	-	1	-

## STATISTICAL LEADERS

## COLORADO STATE

Rushing	Att	Yds	TD	Lg	Avg
V. Schild	15	51	1	11	3.4
P. Montini	2	2	0	2	1.0
B. Fowler-Nicolosi	4	-11	0	6	-2.8

Passing	C-A-I	Yds	TD	Lg	Sack
B. Fowler-Nicolosi	32-54-1	359	3	44	2

Receiving	Rec	Yds	TD	Lg
T. Horton	10	130	0	44
D. Holker	7	85	1	33
D. Goffney	7	85	1	40
L. Brown IV	4	33	1	12
P. Montini	3	21	0	11
D. Menegatti	1	5	0	5

Defensive	TOT	TFL	Sk	FF	FR	INT	BrUp	QH
J. Howell	15	-/-	-/-	-/-	-	1	-	-
J. Sanchez	9	-/-	-/-	1/-	-	-	-	-
B. Jock	9	-/-	-/-	-/-	-	-	-	-
D. Morris	7	-/-	-/-	-/-	-	1	-	-
T. Pierce, Jr.	6	0.5/-	-/-	-/-	-	-	-	-
N. Gatkotho	5	1.0/2	-/-	-/-	-	-	-	-
C. Anusiem	4	-/-	-/-	-/-	1-3	-	-	-
H. Blackburn	4	-/-	-/-	-/-	1-0	-	-	-
M. Kamara	3	0.5/1	-/-	-/-	-	-	1	-
J. Gardner	3	0.5/-	-/-	-/-	-	-	-	-



## COWBOYS BUCKED! BRONCOS DOMINATE ON THE BLUE IN 32-7 WIN

OCT. 28, 2023 • LYLE SMITH FIELD AT ALBERTSON'S STADIUM • BOISE, IDAHO • ATT: 35,189

### TEAM STATISTICS

	WYO	BSU
<b>FIRST DOWNS</b>		
Total	8	24
Rushing	3	13
Passing	4	10
Penalty	1	1
<b>RUSHING</b>		
Total (Net)	27	227
Rushing Attempts	24	50
Average Per Rush	1.1	4.5
Rushing Touchdowns	0	2
Yards Gained Rushing	67	234
Yards Lost Rushing	40	7
<b>PASSING</b>		
Total (Net)	85	216
Completions-Attempts-Int	10-21-1	15-21-0
Average Per Attempt	4.0	10.3
Average Per Completion	8.5	14.4
Passing Touchdowns	1	2
<b>TOTAL OFFENSE</b>		
Yards	112	443
Total offense plays	45	71
Average Gain Per Play	2.5	6.2
Fumbles: Number-Lost	0-0	2-2
Penalties: Number-Yards	5-37	3-25
<b>PUNTING</b>		
PUNTS-YARDS	9-372	3-156
Average Yards Per Punt	41.3	52.0
Net Yards Per Punt	39.7	52
Inside 20	2	3
50+ Yards	2	1
Touchbacks	0	0
Fair catch	1	0
<b>KICKOFFS</b>		
Total - Yds.	2-120	6-340
Average Yards Per Kickoff	60.0	56.7
Touchbacks	0	3
<b>RETURNS</b>		
Punt: Total - Yds. - TDs	0-0-0	2-15-0
Punt: Avg. / Return	0.0	7.5
Kickoff: Total - Yds. - TDs	2-33-0	1-25-0
Kickoff: Avg. / Return	16.5	25.0
INT: Total - Yds. - TDs	0-0-0	1-0-0
Fumble: Total - Yds. - TDs	1-40-0	0-0-0
<b>MISCELLANEOUS</b>		
Misc. Yards	0	0
Possession Time	21:29	38:31
3rd Down Conv.	1-11	8-14
4th Down Conv.	0-0	1-1
Red-Zone: Scores-Chances	1-1	3-4
Sacks: Total - Yds.	0-0	2-17
PAT: Total - Made	1-1	3-3
2PTs Conversions	0-0	1-1

### WYOMING BOISE STATE

7 0 0 0 7  
8 7 14 3 32

#### Qtr. Time Team Scoring Play

Qtr.	Time	Team	Scoring Play	Plays-Yds	TOP	WYO-BSU
1st	10:28	BSU	#80 E.McAlister 49 yd pass from #10 T.Green (#85 M.Lauter pass from #15 C.Fulton)	5-74	02:26	0-8
1st	01:46	WYO	#84 J.Gyllenberg 19 yd pass from #6 A.Pasley (#46 J.Hoyland kick)	1-19	00:05	7-8
2nd	02:04	BSU	#1 J.Dubar 2 yd rush (#35 J.Dalmas kick)	14-77	07:35	7-15
3rd	11:00	BSU	#10 T.Green 9 yd rush (#35 J.Dalmas kick)	8-72	03:55	7-22
3rd	01:44	BSU	#17 P.Strachan 6 yd pass from #4 M.Madsen (#35 J.Dalmas kick)	11-69	06:14	7-29
4th	08:25	BSU	#35 J.Dalmas 48 yd FG	9-41	05:02	7-32

**BOISE, Idaho** - Boise State's defense showed up in a big way Saturday afternoon in front of 35,189 fans at Albertsons Stadium as the Broncos limited Wyoming to a season-low 112 yards en route to a 32-7 dismantling of the Cowboys.

The Broncos (4-4, 3-1 Mountain West) ran for 227 yards and threw for another 216 while Wyoming (5-3, 2-2) was held to just 27 rushing yards as part of a 112-yard total offensive performance, the lowest in the 18-game series between the two programs.

"There's nothing more rewarding for guys to go all in and do more, and then have the type of success they had tonight," Boise State head coach Andy Avalos said of his team's defensive effort. "I've coached defense here at Boise State for a while now and those are probably some of the more impressive numbers we've ever had in a single game."

Wyoming's only score of the game came late in the first quarter when the Cowboys took advantage of a muffed punt to start their drive in the Boise State red zone, scoring on a 19-yard pass

on the next play. That would be Wyoming's only trip to the red zone throughout the entire game.

"We just got our butts kicked," Wyoming head coach Craig Bohl said.

Outside of that singular moment, the Boise State defense dominated throughout, holding Wyoming to 1 of 11 on third down conversions and registering seven tackles for a loss including two sacks.

"Honestly, don't know (what happened)," Wyoming defensive tackle Jordan Bertagnole said. "(We) just kind of got beat in every phase of the game. That's really all I've got. We just lost everywhere."

Meanwhile, the two-headed monster that has become the Bronco offense surpassed 30 points for the sixth consecutive game, a first for the program since a period spanning the 2015 and 2016 seasons. Eric McAlister caught seven passes for 160 yards including a 49-yard haul from Taylen Green for the first score of the game. Matt Lauter would catch a pass from Colt Fulton on the ensuing two-point conversion to put the Broncos up, 8-0.

Jambres Dubar scored his first career touchdown late in the first half on a two-yard run up the middle and Green found the end zone early in the third quarter with a nine-yard run. Prince Strachan's six-yard touchdown catch from Maddux Madsen was a career first for the receiver to put Boise State up 29-7 before Jonah Dalmas connected on a 48-yard field goal for the cherry on top in the 32-7 final.

Outside of their one-play touchdown drive, the Cowboys averaged only 7.5 yards gained per drive and ended up punting a season-high nine times.

Andrew Simpson led the defensive effort for Boise State with six total tackles, with three tackles for a loss of 15 yards. That included one sack for a loss of eight yards while getting credited with a QB hurry. Simpson was one of six Broncos to register a tackle behind Wyoming's line of scrimmage.

### WYOMING

Rushing	Att	Yds	TD	Lg	Avg
H. Waylee	10	18	0	8	1.8
J. Ferrell	3	13	0	15	4.3
S. Scott	1	9	0	9	9.0
W. Pelissier	1	4	0	4	4.0
A. Pasley	9	-17	0	4	-1.9
Passing	C-A-I	Yds	TD	Lg	Sack
A. Pasley	10-20-1	85	1	19	2
E. Svoboda	0-1-0	0	0	0	0
Receiving	Rec	Yds	TD	Lg	
T. Welch	3	28	0	13	
J.M. Gyllenberg	3	24	1	19	
C. O'Brien	1	14	0	14	
A. Asante	1	10	0	10	
A. Brown	1	8	0	8	
H. Waylee	1	1	0	1	
W. Wieland	0	0	0	0	
J. Ferrell	0	0	0	0	
G. Gentry	0	0	0	0	
S. Scott	0	0	0	0	

Defensive	TOT	TFL	Sk	FF/FR	INT	BrUp	QH
S. Suiaunoa	11	1.5-5	0-0-0	0/0	0-0	0	0
E. Gibbs	11	1.5-2	0-0-0	0/0	0-0	0	0
W. Brown	8	0-0-0	0-0-0	0/0	0-0	0	0
W. Ekelor	8	0-0-0	0-0-0	1/0	0-0	0	0
K. Taylor	6	0-0-0	0-0-0	0/1	0-0	0	0
J. Hawkins	5	0-0-0	0-0-0	0/0	0-0	1	0
D. Harris	5	0-0-0	0-0-0	0/0	0-0	0	0
J. Bertagnole	4	0-0-0	0-0-0	0/0	0-0	0	0

### STATISTICAL LEADERS

#### BOISE STATE

Rushing	Att	Yds	TD	Lg	Avg
G. Holani	20	75	0	11	3.8
A. Jeanty	6	53	0	16	8.8
J. Dubar	12	45	1	13	3.8
T. Green	4	32	1	19	8.0
M. Madsen	5	24	0	10	4.8
K. Dudley	2	0	0	1	0.0
S. Cobbs	1	-2	0	0	-2.0
Passing	C-A-I	Yds	TD	Lg	Sack
M. Madsen	12-15-0	147	1	36	0
T. Green	3-6-0	69	1	49	0
Receiving	Rec	Yds	TD	Lg	
E. McAlister	7	160	1	49	
G. Holani	3	17	0	17	
R. Smith	2	13	0	11	
S. Cobbs	1	12	0	12	
B. Bowens	1	8	0	8	
P. Strachan	1	6	1	6	
Matt Lauter	0	0	0	0	
A. Jeanty	0	0	0	0	

Defensive	TOT	TFL	Sk	FF/FR	INT	BrUp	QH
A. Simpson	63	0-15	1-0-8	0-0	0-0	0	1
S. Oladipo	5	0-0-0	0-0-0	0-0	0-0	1	0
J. Virgin	5	1-0-1	0-0-0	0-0	0-0	0	0
R. Robinson	4	0-0-0	0-0-0	0-0	0-0	0	1
A. Teubner	3	1-0-13	0-0-0	0-0	0-0	0	0
S. Newton	2	0-0-0	0-0-0	0-0	0-0	0	0
M. Lopez	2	0-0-0	0-0-0	0-0	0-0	0	0
A. Hassanein	2	1-0-9	1-0-9	0-0	0-0	0	2





## BRONCOS COME UP SHORT IN FRESNO

NOV. 4, 2023 • VALLEY CHILDREN'S STADIUM • FRESNO, CALIF. • ATT: 41,031

## TEAM STATISTICS

	BSU	FS
<b>FIRST DOWNS</b>		
Total	25	23
Rushing	9	5
Passing	15	17
Penalty	1	1
<b>RUSHING</b>		
Total (Net)	177	138
Attempts	34	29
Avg. Per Rush	5.2	4.8
Rushing TDs	2	2
Yds. Gained	192	155
Yds. Lost	15	17
<b>PASSING</b>		
Total (Net)	311	303
Comp.-Att.-Int.	24-46-2	25-40-1
Avg. / Att.	6.8	7.6
Avg. / Comp.	13.0	12.1
TDs	1	1
<b>TOTAL OFFENSE</b>		
Yards	488	441
Plays	80	69
Avg. / Play	6.1	6.4
Fumbles - Lost	0-0	0-0
Penalties - Yds.	4-35	1-15
<b>PUNTING</b>		
Punts - Yds.	4-204	4-157
Avg. / Punt	51	39.2
Inside 20	0	3
50+ Yds.	2	1
Touchbacks	0	0
Fair Catch	0	3
<b>KICKOFFS</b>		
Total - Yds.	6-383	7-436
Avg. Yds. / Kickoff	63.8	62.3
Touchbacks	2	1
<b>RETURNS</b>		
Punt: Total - Yds. - TDs	0-0-0	3-27-0
Punt: Avg. / Return	0	9.0
Kickoff: Total - Yds. - TDs	6-103-0	4-178-1
Kickoff: Avg. / Return	17.2	44.5
INT: Total - Yds. - TDs	1-0-0	2-6-0
Fumble: Total - Yds. - TDs	0-0-0	0-0-0
<b>MISCELLANEOUS</b>		
Misc. Yards	0	0
Poss. Time	29:31	30:29
3rd. Down Conv.	9 of 18	8 of 15
4th. Down Conversions	1 of 1	0 of 0
Red-Zone: Scores - Chances	3-3	3-3
Sacks: Total - Yds.	1-12	2-9
PAT: Total - Made	3-3	4-4
2PT Conversion: Total - Made	0-0	0-0
Field Goals: Total - Made	3-3	3-3

BOISE STATE  
FRESNO STATE

3	7	7	13	30
10	10	7	10	37

## Qtr. Time Team Scoring Play

1st	12:11	FST	Watson, Tre 25 yd pass from Keene, Mikey (Lynch, Dylan kick)
1st	07:30	FST	Lynch, Dylan 48 yd field goal
1st	02:16	BSU	Dalmas, Jonah 45 yd field goal
2nd	07:15	FST	Lynch, Dylan 22 yd field goal
2nd	00:07	BSU	Bowens, Billy 2 yd pass from Madsen, Maddux (Dalmas, Jonah kick)
2nd	00:00	FST	Sherrod, Malik 95 yd kickoff return (Lynch, Dylan kick)
3rd	06:31	FST	Gilliam, Elijah 1 yd run (Lynch, Dylan kick)
3rd	03:35	BSU	Holani, George 1 yd run (Dalmas, Jonah kick)
4th	12:42	BSU	Dalmas, Jonah 38 yd field goal
4th	10:00	FST	Lynch, Dylan 24 yd field goal
4th	04:40	BSU	Madsen, Maddux 27 yd run (Dalmas, Jonah kick)
4th	01:49	FST	Sherrod, Malik 52 yd run (Lynch, Dylan kick)
4th	00:31	BSU	Dalmas, Jonah 52 yd field goal

BOISE, Idaho -Jonah Dalmas' 52-yard field goal with 31 seconds remaining pulled Boise State within seven points of Fresno State. The Broncos were unable to recover the ensuing outside kick as the Bulldogs held on to defeat Boise State, 37-30, at Valley Children's Stadium.

Six of Boise State's nine games have been decided by one possession this season.

Dalmas' field goal was the fourth time the Broncos (4-5, 3-2 MW) pulled within one possession of Fresno State. Dalmas connected on field goals of 45, 38 and 52 yards on the night, while Maddux Madsen threw for a touchdown and added another score on the ground while passing for a career-high 256 yards. Dalmas set the program record for career field goals with 69.

The Bulldogs (8-1, 4-1 MW) scored on their first two possessions with a 25-yard touchdown pass from Mikey Keene to Trey Watson followed by a 48-yard field goal by Dylan Lynch for a 10-0 lead.

Boise State finally responded late in the opening quarter as Dalmas knocked a 45-yard field goal. Madsen hit Billy Bowens from two yards out of the endzone to make it 13-10 in favor of Fresno State. The Bulldogs scored a touchdown in the final seconds of the half, and added their third with 6:31 remaining in the third quarter.

George Holani scored from the one-yard line and another field goal from Dalmas continued to chip away at the Fresno State lead early in the fourth quarter.

Down 30-20 in the final seven minutes of the game, Madsen engineered a drive down into the Bulldogs' territory. He hit three different receivers to drive down to the Fresno State 27-yard line, and scrambled for a career-long 27 yard run to make it a one possession game once again. On the ensuing drive Fresno State extended its lead with a run across midfield into the endzone to put the Bulldogs up by 10 with 1:49 remaining. The Broncos were once again able to drive down the field to set up Dalmas' 52-yard field goal, but could not recover the onside kick to continue the game.

## STATISTICAL LEADERS

## BOISE STATE

Rushing	Att	Yds	TD	Lg	Avg
G. Holani	19	79	1	17	4.2
M. Madsen	9	61	1	27	6.8
K. Dudley	1	18	0	18	18.0
J. Dubar	1	13	0	13	13.0
T. Green	3	6	0	6	2.0
C. Penry	1	0	0	0	0.0

Passing	C-A-I	Yds	TD	Lg	Sack
M. Madsen	22-42-1	258	1	35	1
T. Green	1-2-1	32	0	32	1
J. Ferguson-Reynolds	1-1-0	21	0	21	0
TEAM	0-1-0	0	0	0	0

## Receiving

E. McAlister	8
G. Holani	6
B. Bowens	3
A. Bolt	1
C. Penry	2
P. Strahan	1
J. Virgin	1
S. Cobbs	1
K. Dudley	1

Defensive	TOT	TFL	Sk	FF/FR	INT	BrUp	QH
A. Simpson	12	2.5/3	-/-	-/-	-	-	-
R. Robinson	7	-/-	-/-	-/-	-	-	-
S. Oladipo	7	-/-	-/-	-/-	1-0	-	-
A. Teubner	7	-/-	-/-	-/-	-	1	-
DJ Schramm	5	0.5/-	-/-	-/-	-	-	-
A. Hassanein	5	1.0/12.0/12	-/-	-/-	-	-	1

## FRESNO STATE

Rushing	Att	Yds	TD	Lg	Avg
M. Sherrod	21	132	1	52	6.3
E. Gilliam	6	19	1	8	3.2
TEAM	1	-1	0	0	-1.0
M. Keene	1	-12	0	0	-12.0

Passing	C-A-I	Yds	TD	Lg	Sack
M. Keene	24-38-1	290	1	28	1
L. Fife	1-2-0	13	0	13	0

## Receiving

M. Dalena	6	85	0	28
J. Freeman	5	65	0	19
T. Watson	3	58	1	25
J. Moss	3	38	0	23
M. Sherrod	4	28	0	13
J. Gill	3	24	0	11
T. Gear Jr.	1	5	0	5
E. Brooks	0	0	0	0
E. Gilliam	0	0	0	0

## Defensive

TOT	TFL	Sk	FF/FR	INT	BrUp	QH
D. Clark	8	-/-	-/-	-/-	-	-
L. Bailey	7	-/-	-/-	-/-	-	1
M. Langley	7	0.5/-	-/-	-/-	-	1
C. Johnson	5	-/-	-/-	-/-	-	-
D. Bridges	5	1.0/8	1.0/8	-/-	-	1
S. Comstock	5	-/-	-/-	-/-	-	-
A. Hamilton	4	-/-	-/-	-/-	1-0	1
M. Norris Jr.	4	1.0/3	-/-	-/-	-	2
C. Gordon	4	-/-	-/-	-/-	-	1