



NEW MEXICO LOBOS

2024 BASEBALL GAME NOTES

X @UNMLOBOSBASEBALL | #GOLOBOS | GOLOBOS.COM

GAMES 9-12: VS. HOFSTRA, MARCH 1-3



NEW MEXICO (5-3)

Head Coach: Tod Brown (52-61, 3rd season) [393-411 overall]

2023 Record: 26-25 (13-17 Mountain West)

Home: 17-10 | Away: 6-14 | Neutral: 3-1



HOFSTRA (2-4)

Head Coach: Frank Catalanotto (58-53, 3rd season)

2023 Record: 26-26 (13-15 Summit League)

Home: 14-6 | Away: 12-20 | Neutral: 0-0

LEADING OFF...

LAST TIME OUT / THROUGH EIGHT

UNM's bats came alive last weekend in their first action at home, with the Lobos hitting for a .364 average against the Jackrabbits with 17 extra base hits. Eight different Lobos batted above .300 over the four-game set – Konner Kinkade (.600), Sean Stephens (.462), Luke Mansy (.444), Ethan Ott (.400), Tye Wood (.375), Reed Spennrath (.353), Khalil Walker (.333) and Will Asby (.308) – and UNM is up to a .291 team average after batting .219 through the first four games of the season in Surprise.

Getting the start at second base with Devon Dixon moving over to shortstop in Chase Weissenborn's short-term absence with injury, Kinkade had a career weekend against the Jackrabbits, connecting on his lone extra base hit of the season to tie things up in the bottom of the ninth on Friday and finishing with a career-high three RBI in the series finale. Along with Kinkade, Spennrath and Asby both drove in a team-high five runs each, with Asby connecting on his third homer of the season in the finale.

The Lobos' pitching staff weathered punches from a hard-hitting SDSU lineup that averaged 14.0 hits and 6.88 extra base hits per nine innings over the four-game set, but UNM pitchers struck out 40 over the weekend while only issuing seven walks in total to keep the Jackrabbits off the board when the Lobos needed it most. After SDSU plated two runs in the top of the ninth to go ahead late in Game Two, the Jackrabbits didn't score in the final two innings of either of their next two matchups.

ALL-TIME SERIES

UNM is 5-0 against Hofstra all-time with all five matchups being in Albuquerque – the two teams most recently faced in a three-game series in 2020 in which both teams scored

PROBABLE STARTERS

FRI, MARCH 1 - 2 P.M.

RHP David Lopez vs. RHP Michael O'Hanlon

FRI, MARCH 2 (DH)- NOON

RHP Wil Bannister vs. RHP Steven Kaenzig

RHP Brett Russell vs. RHP Carlos Martinez

SUN, MARCH 3 - NOON

TBA VS. TBA

double-digit runs every game and UNM won by one run in all three (12-11, 14-13, 11-10). Coach Brown has never faced the Pride during any point in his D-I head coaching career.

A LOOK AT THE STARTERS

- RHP David Lopez (1-0) moves into the Friday starting role this weekend after lasting the longest of any UNM starter in each of his first two appearances for a total of 9 $\frac{2}{3}$ IP. The junior juco transfer has averaged 78 total pitches per outing, and the Lobos are 2-0 in his two starts – he struck out five last Friday to limit the damage to six earned runs despite 11 SDSU hits during the time he was on the mound.

- For the first leg of Saturday's doubleheader, RHP Wil Bannister will make his second start for the Lobos after notching career highs in both innings pitched (5.0) and strikeouts (5) after getting his first first career start against SDSU in the doubleheader finale. Totalling 83 pitches, Bannister held the Jackrabbits to just two runs while working around seven hits and two walks.

- RHP Brett Russell will get the start on the mound for the first time since 2022 on Saturday after notching a career-high eight punchouts in a relief outing last Thursday.

CONTINUED ON PAGE 2

2024 SCHEDULE

HOME: 3-1 AWAY: 0-0 NEUTRAL: 2-2

DATE	OPPONENT	TIME/RESULT
2/16	Oregon State [^]	L, 6-15
2/17	CSU Bakersfield [^]	W, 4-3
2/18	Minnesota [^]	L, 2-11
2/19	CSU Bakersfield [^]	W, 6-2
2/22	S. Dakota St.	L, 5-11
2/23	S. Dakota St.	W, 12-11
2/24	S. Dakota St.	W, 9-8
2/24	S. Dakota St.	W (7), 13-2
3/1	Hofstra	2 p.m.
3/2	Hofstra (DH)	12 p.m.
3/3	Hofstra	12 p.m.
3/5	Texas Tech	2 p.m.
3/8	UNLV*	6 p.m.
3/9	UNLV*	2 p.m.
3/10	UNLV*	12 p.m.
3/12	Arizona State	6:30 p.m.
3/15	Nevada*	7:05 p.m.
3/16	Nevada*	3:05 p.m.
3/17	Nevada*	1:05 p.m.
3/19	New Mexico St.	6 p.m.
3/22	San Jose St.*	6 p.m.
3/23	San Jose St.*	2 p.m.
3/24	San Jose St.*	12 p.m.
3/28	San Diego St.*	7 p.m.
3/29	San Diego St.*	7 p.m.
3/30	San Diego St.*	2 p.m.
4/2	Arizona	6 p.m.
4/5	Sam Houston St.	6 p.m.
4/6	Sam Houston St.	2 p.m.
4/7	Sam Houston St.	12 p.m.
4/9	New Mexico St.	6 p.m.
4/12	Fresno State*	6 p.m.
4/13	Fresno State*	2 p.m.
4/14	Fresno State*	12 p.m.
4/16	CSU-Pueblo	6 p.m.
4/19	Air Force*	3:05 p.m.
4/20	Air Force*	1:05 p.m.
4/21	Air Force*	12:05 p.m.
4/23	Texas Tech	1 p.m.
4/26	San Diego St.*	6 p.m.
4/27	San Diego St.*	2 p.m.
4/28	San Diego St.*	12 p.m.
4/30	New Mexico St.	6 p.m.
5/3	UNLV*	7:05 p.m.
5/4	UNLV*	3:05 p.m.
5/5	UNLV*	1:05 p.m.
5/7	New Mexico St.	6 p.m.
5/10	Nevada*	6 p.m.
5/11	Nevada*	2 p.m.
5/12	Nevada*\$	12 p.m.
5/16	San Jose St.*	7:05 p.m.
5/17	San Jose St.*	3:05 p.m.
5/18	San Jose St.*	1:05 p.m.

[^] - Sanderson Ford College Baseball Classic

* - Mountain West Conference Game

\$ - Senior Day

Home Games in **Bold**



REGIONAL APPEARANCES

1962 2010 2011
2012 2013 2016



REGULAR SEASON CHAMPIONS
TOURNAMENT CHAMPIONS

1962 2000 2011
2011 2012 2013
2014 2016 2017

UNIVERSITY OF NEW MEXICO

Location	Albuquerque, N.M.
Founded	1889
Enrollment	8,800
Nickname	Lobos
Colors	Cherry and Silver
Affiliation	NCAA Division I
Conference	Mountain West
President	Garnett Stokes
Director of Athletics	Eddie Nunez
Faculty Representative	Karen Gaudreault
Athletic Dept. Phone	(505) 925-5521
Ticket Operations	(505) 925-5627

BASEBALL STADIUM

Home Field	Santa Ana Star Field
Capacity	1,000
Dimensions	338 (LF); 408 (LC); 420 (CF); 408 (RC) 338 (RF)

UNM BASEBALL HISTORY

First Season	1899
Overall Record	1,938-1,792-18 (.519)
Overall MW Record	337-260-1 (.564)
Years in NCAA Postseason	6 (1962, 2010, '11, '12, '13, '16)
Conference Titles	7 (1962, 2000, '11, '12, '13, '14, '17)
Conference Tournament Titles	3 (2011, '12, '16)

COACHING STAFF

Head Coach	Tod Brown
Phone	(505) 925-5500
Email	todbrown21@unm.edu
Years at UNM	3rd season
Record at UNM	52-61 (3 yr.)
Overall Record	393-411 (15 yrs.)
Pitching Coach	Michael Lopez
Phone	(505) 925-5500
Email	mlopez41@unm.edu
Years at UNM	3rd season
Asst. Coach/Recruiting Coord.	Matt Risdon
Phone	(847) 630-6105
Email	mrison@unm.edu
Years at UNM	2nd season
Assistant Coach/Hitting	Justin Mitchell
Years at UNM	1st season
Athletic Trainer	Robert Rimorin

2023 REVIEW

Overall Record	26-25
MWC Record (Finish)	13-17 (5th)
Home Record	17-10
Away Record	6-14
Neutral Record	3-1
Starters Returning/Lost	7/6
Pitchers Returning/Lost	8/8
Letterwinners Returning/Lost	15/19
Newcomers	24

5 THINGS TO KNOW

UNM finished the 2023 season with the third-best team batting average (.328) in college baseball.

The Lobos improved from 21-33 in Brown's first season to 26-25 in '23, going from a 9.06 ERA as a team to a 5.95.

UNM has won three straight for the first time since May 5 after the Lobos' bats heated up against the Jackrabbits late.

The Lobos lead the MW in total runs, total hits, double plays and BB -- they rank Top-10 in the nation in DPs per game.

UNM lost three starting pitchers from last season but bolster their pitching depth with 12 newcomers.

After letting two earned runs across in his first inning of the season, Russell proceeded to retire 12 straight to close things out, finishing without a single walk (5.0 IP, 2 H, 4 R / 2 ER, 8 K, 0 BB).
- Sunday's starter is still TBA.

LOBOS SEEING IT WELL

- UNM batters drew 28 walks in total over the weekend -- the Lobos rank No. 1 in the Mountain West in total base on balls (53) through eight games and No. 22 nationally. Khalil Walker (1.14) and Tye Wood (1.00) rank No. 1 and 2 in the MW in walks per game, with Wood leading the conference in on-base percentage (.615) as well.
- UNM has also racked up the most total hits (79) and runs (57) in the conference through eight games, with Konner Kinkade ranking fifth in the league in batting average (.400) and Stephens ranking 10th (.375). Stephens hit two triples last weekend -- more than he's hit in a single season during his time at UNM (2021 -) to tie for the most in the league.
- Will Asby's third home run of the year -- and the first for the Lobos at Santa Ana Star Field this season -- last Saturday put him into a tie for the most in the league.

DOUBLING UP

The Lobos' 12 double plays in total on the season rank No. 2 in the nation and No. 1 in the MW, and their 1.50 DP's per game rank No. 6 in the nation. Reed Spenrath has helped stitch 11 of those 12 total double plays while holding it down at first base, with 52 putouts and seven assists without any errors on 59 opportunities.

SCOUTING THE PRIDE

- The Pride were swept in three games to open the season by then-No. 11 Virginia, but sit at 2-4 on the season after a road series win against Liberty (9-7, 4-9, 12-6) last weekend. Hofstra is coming off a 26-26 season in 2023, returning 22 players from that team including five position starters and

14 pitchers. Steve Harrington and Dylan Palmer were both All-CAA selections in 2023, while the pair and Will Kennedy were tabbed as Preseason Honorable Mention All-CAA selections going into 2024.

- Hofstra also has 14 newcomers, with several expected to make an immediate impact led by outfielder Alex McCoy and first baseman Sean Lane. The pair are penciled in the Pride's projected starting lineup.

OTHER NOTES

- Ethan Ott is batting .316 and has five RBI this season -- all of which coming in his last three games -- but hasn't driven any in with a hit yet. His first two RBIs were a pair of bases-loaded walks against CSU Bakersfield (Feb. 19), followed by a fielder's choice RBI and a sac fly against SDSU (Feb. 23) followed by an RBI groundout the next day in the doubleheader finale (Feb. 24).

- Reed Spenrath has an 11-game on base streak dating back to the end of the 2023 season, even though he didn't have a hit this season until Feb. 22. He drew one walk in each of his first five games, and finished with two hits in the two games that he didn't draw at least one base on balls.

- LHP Justin Still is keeping it difficult in relief, with a 0.00 ERA over 4 innings of work. Opposing batters are hitting just .091 against him, and he struck out three in three clean innings of relief in his debut against Minnesota in Surprise.

SEASON-OPENING NOTES / EARLY RETURNS

- UNM looks to improve its standing in the Mountain West for a third consecutive season -- the Lobos finished sixth (10-20 MW) in Brown's first season as head coach in 2022 and narrowly missed out on the conference tournament with a fifth-place finish (13-17 MW) in 2023.

CONTINUED ON PAGE 3

PRESEASON MWC COACHES' POLL





2024 Predicted Order of Finish

RANK	SCHOOL	POINTS
1.	San José State (4)	33
2.	Fresno State (2)	28
3.	Air Force (1)	27
4.	San Diego State	19
5.	New Mexico	15
5.	UNLV	15
7.	Nevada	10

PRESEASON ALL-MOUNTAIN WEST

Name	Yr.	Pos.	Institution
Sam Kulasingam	Sr.	INF	Air Force
Jay Thomason	Sr.	INF	Air Force
Jake Dixon	GR.	P	Fresno State
Murf Gray	So.	INF	Fresno State
Tommy Hopfe	Jr.	UTL	Fresno State
Reed Spenrath	Sr.	INF	New Mexico
Chris Canada	Jr.	P	San Diego State
Omar Serrano	Jr.	P	San Diego State
Hunter Dorraugh	Sr.	INF	San José State
Robert Hamchuk	Sr.	OF	San José State
Theo Hardy	Sr.	INF	San José State
Mickey Thompson	Sr.	P	San José State
Rylan Charles	Sr.	OF	UNLV

THE WEEK AHEAD

SATURDAY	SUNDAY	MONDAY	TUESDAY	WEDNESDAY	THURSDAY	FRIDAY
2	3	4	5	6	7	8
 VS HOFSTRA (DH) NOON MT SANTA ANA STAR FIELD ALBUQUERQUE, N.M.	 VS HOFSTRA NOON MT SANTA ANA STAR FIELD ALBUQUERQUE, N.M.		 VS TEXAS TECH 2 P.M. MT SANTA ANA STAR FIELD ALBUQUERQUE, N.M.			 VS UNLV 6 P.M. MDT SANTA ANA STAR FIELD ALBUQUERQUE, N.M.

COACH BROWN VS. 2024 OPPONENTS

OPPONENT	OVERALL	UNM	LAST
Air Force	6-6	6-6	4/23/23
Arizona	2-12	1-2	4/25/23
Arizona State	1-1	1-1	3/23/22
Colorado State-Pueblo	1-1	1-1	4/12/23
CSU Bakersfield	2-0	2-0	2/19/2024
Fresno State	7-5	7-5	4/30/23
Hofstra	0-0	0-0	
Minnesota	11-17	1-1	2/18/24
Nevada	6-4	5-4	3/25/23
New Mexico State	6-2	6-2	5/16/23
Northern Colorado	20-14	0-0	2/25/23
Oregon State	1-5	1-4	2/19/23
San Diego State	0-9	0-9	4/2/23
San Jose State	3-6	3-6	4/8/23
South Dakota State	34-36	3-1	2/24/2
Texas Tech	2-3	2-3	3/28/23
UNLV	2-7	2-7	5/7/23

KEY POSITION PLAYER LOSSES

Player, Pos.	Avg.	R	H	2B	3B	HR	RBI
#4 Deylan Pigford, 2B	.297	39	43	9	3	5	13
#7 Jeffrey David, INF/OF	.306	38	59	13	5	3	41
#15 Braydon Runion, OF	.357	48	76	23	4	9	56
#33 Dylan Ditzenberger, OF	.437	42	59	9	1	2	27
#34 Lenny Junior Ashby, OF	.381	46	80	18	0	9	51

KEY PITCHING LOSSES

Name, Pos.	ERA	APP	IP	W-L	SV	BB	K
#2 Tristin Lively, SP	4.42	13	77.1	6-4	0	23	62
#10 Riley Egloff, SP	6.05	13	74.1	7-3	0	21	67
#27 Isaac Gallegos, SP	4.35	12	70.1	4-2	0	32	60

TOP RETURNING POSITION PLAYERS

Player, Pos., Yr.	Avg.	R	H	2B	3B	HR	RBI
#2 Chase Weissenborn, SS, Sr.	.291	36	52	10	2	1	27
#3 Devon Dixon, 2B, Sr.	.274	38	45	10	0	6	27
#11 Sean Stephens, OF Sr.	.349	11	22	5	1	1	8
#19 Jake Holland, C, Sr.	.333	29	50	7	1	12	39
#30 Reed Spennrath, 1B, Sr.	.321	54	61	11	4	19	65
#24 Kyle Smith, C/DH, Sr.	.271	17	19	3	3	5	13

TOP RETURNING PITCHERS

Pitcher, Yr.	ERA	APP	IP	W-L	SV	BB	K
#6 Brian McBroom, RHP, Jr.	5.53	25	40.2	4-2	3	11	39
#19 Justin Still, LHP, Jr.	5.91	17	21.1	0-1	0	16	20
#23 Jaren Jackson, LHP, Sr.	7.46	12	44.2	3-2	1	12	32
#35 Arthur Steinkamp, LHP, Sr.	2.81	15	25.2	0-1	0	4	12
#46 Ben Baker-Livingston, RHP, Jr.	8.62	10	24.0	0-4	0	10	10

TOP NEWCOMERS

Pos.	Name	Yr.	'23 School
RHP/INF	Andrew Neil	Jr.	Folsom Lake CC
3B	Josh McAlister	Jr.	Ohio State
OF	Tye Wood	Jr.	Iowa Western
RHP	Dayne Pengelly	Jr.	Pima CC
RHP	David Lopez	Jr.	Wharton County JC
1B/OF	Ethan Ott	Jr.	UNC Pembroke

Spennrath led the team and ranked second in the conference in 2023 with 19 home runs – the sixth-most in a single season in program history – and 65 RBIs. The 6'5" power hitter also led the team and ranked third in the conference with 54 runs scored, batting .321 while reaching base at a clip of .421. He finished the season with 16 multi-hit games and 18 multi-RBI games.

YOUR 2024 LOBOS ROSTER

- UNM's 2024 roster includes 16 returning players with 24 newcomers – the Lobos return seven position players who started at least 10 games in 2023 and losing six.
- Of the Lobos' newcomers, 8 are freshmen and 16 are transfers – 12 from junior colleges and four from four-year institutions.
- 29 players are upperclassmen – 13 seniors and 16 juniors – the most upperclassmen Brown

- The Lobos' offense in 2023 was one of their most productive in recent memory – UNM's .328 team batting average was the third-best in the NCAA and best in the Mountain West, as well as the Lobos' best since 2013.
- UNM's 26-25 record in 2023 was the most wins since 2017 and first winning season since then (not counting UNM's 14-4 record in the canceled COVID season of 2020).
- Reed Spennrath has been named to the Mountain West Baseball Preseason All-Conference Team, with the Lobos picked fifth in the preseason poll as voted on by the league's coaches. Spennrath was named to D1Baseball.com's Top 50 First Baseman rankings last week, coming in at No. 46 in the nation. He was named one of three captains for this year's Lobos squad along with fellow seniors Chase Weissenborn and Brett Russell.

BROWN'S PROGRAM-BUILDING RESUME

- In his first five seasons as head coach at North Dakota State, Brown's teams improved their winning percentage in each season, going from 15-30

(.333) in his first season in 2008 to 40-20 (.667) in 2012 and finishing each of the next nine seasons above .400. The Bison reached the Summit League tournament eight times in that span, advancing to NCAA Regionals in 2014 and 2021.
- Brown coached the Bison to 40-win seasons in 2012 and 2021.
- In Brown's second season at UNM, the Lobos improved to 26-25 from 21-33 the year prior, with the highest team batting average since 2013 (.328) and lowest team ERA since 2016 (5.95).
- In 16 years as a D-I Head Coach, Brown has finished the season above .400 13 times and above .500 five times – the only three seasons in which he's finished below .400 were his first two years in Grand Forks (2008, 2009) and his first season in Albuquerque (2022).

SPENNRATH CRACKS THE TOP 50 1B'S

- UNM Senior First Baseman Reed Spennrath was named to D1Baseball.com's Top 50 first baseman rankings, coming in at No. 46 in the nation. A first-team all-conference selection in first season with the Lobos,

has had on a roster in Albuquerque.

PITCHING RETURNERS

- The Lobos lost three weekend starters (Tristin Lively, Riley Egloff,) to graduation, but return LHP Jaren Jackson, who made eight starts last season while pitching the most innings of any returner (44.2 IP).
- Five returners – Brian McBroom, Arthur Steinkamp, Ben Baker-Livingston, Justin Still and Wil Bannister – all saw significant action in '23. UNM brings in 12 incoming pitchers this season – eight transfers and four freshmen.
- Steinkamp posted the lowest ERA of any pitcher with more than two appearances in 2023 (2.81), going his final 10 appearances without walking a single batter and only walking four on the season.
- McBroom led the Lobos with 25 appearances all out of the bullpen in '23, leading the team and ranking seventh in the conference with three saves while allowing zero or one earned runs in 20 appearances.

RETURNERS IN THE LINEUP

- UNM returns three starters that batted above .300 in 2023 – Jake Holland (.333), Reed Spenrath (.321) and Sean Stephens (.349). Spenrath and Holland led the team in slugging percentage last year, with Spenrath slugging at a .721 clip and Holland at .633, good for second and fourth-best in the Mountain West that season.
- The Lobos also return senior middle infield duo Chase Weissenborn (.291) and Devon Dixon (.274). Weissenborn is the Lobos' only returning player who started every game in 2023. Dixon and Weissenborn both connected on 10 doubles each last season.
- Other experienced seniors include catcher/DH Kyle Smith (20 starts in '23, 5 HR, 13 RBI) and infielder Konner Kinkade (10 starts, 35 appearances, 4 2B, 12 RBI). Both have earned multiple starts through the first eight games.

2023 BY THE NUMBERS

- UNM's .328 batting average in 2023 was its highest since 2013 – The Lobos led the Mountain West in that category and ranked third nationally.
- The Lobos hit 87 home runs – their most since 2003. That total led the Mountain West and is the third most in program history.
- UNM slugged .559 on the season, the sixth-highest in program history and highest since 2003, leading the Mountain West.
- With a .974 fielding percentage – second-highest in program history (2017) – the Lobos led the Mountain West.
- Improving from a 9.06 ERA as a team in Brown's first season to a 5.95, UNM only allowed 3.20 walks per nine innings, its lowest average since 2014 and the best in the Mountain West. The Lobos' 1.59 WHIP was its lowest since 2015.
- UNM scored 441 runs (most since 2017, led MW) and racked up 617 hits (most since 2017, led MW) to go with 24 triples (most since 2015, led MW) and 411 RBI (most since 2017, led MW).
- Lobo batters reached base at a .406 clip,

TEAM STATISTICS COMPARISON

GENERAL

NEW MEXICO	HOFSTRA
26-25	2023 RECORD
5-3	2024 RECORD

HITTING

.295	BATTING AVG.	.294
57	RUNS	45
79	HITS	64
17	2BS	6
3	3BS	0
6	HRS	7
51	RBIS	39
.448	SLG%	.417
.422	ON-BASE%	.398
3	SACRIFICE FLIES	2
2	SACRIFICE HITS	1
7-10	SB-SBA	15-15

DEFENSE

1204	PUTOUTS	150
65	ASSISTS	51
6	ERRORS	5
.978	FLD%	.976

PITCHING

7.41	ERA	10.80
2	SAVES	1
68.0	INNINGS PITCHED	50.0
95	HITS ALLOWED	60
63	RUNS ALLOWED	64
56	EARNED RUNS ALLOWED	60
25	WALKS	39
70	STRIKEOUTS	41
24	2BS ALLOWED	19
4	3BS ALLOWED	2
16	HRS ALLOWED	10
.333	BATTING AVG. AGAINST	.300

UNM's best average since 2017 (Led MW).
- UNM turned 48 double plays in 51 games, the most in the MW and 33rd-most in the nation. The Lobos' .94 double plays per game ranked No. 9 in the nation.

TOP NEWCOMERS

Josh McAlister | INF | JR
The junior infielder transferred to UNM from Ohio State over the offseason, where he appeared in 87 games over three seasons, starting 76. He posted career-highs in walks (25), RBI (18) and fielding percentage (.954) in 36 games for the Buckeyes in 2023, and has started all four games at third base for the Lobos, getting on base in all four and finishing with four hits and two RBI as well as his fifth career homer.
BROWN ON MCALISTER: "Very athletic, good defensive player; has some juice in his bat and can hit doubles and home runs.

He brings some experience at the Division I level coming in."

Tye Wood | OF | JR

A junior college transfer by way of Iowa Western, Wood hit for a .413 average last season at Iowa Western en route to his second First Team All-Region honor in as many seasons. In 2023, the switch-hitting outfielder connected on 16 doubles and five triples while stealing 23 bases. He's finished with a hit and a run in all three games he appeared in over the weekend, drawing three walks.

BROWN ON WOOD: "He's had a nice spring so far – he's a guy that we expect to see a lot of playing action early."

Khalil Walker | OF | JR

Another JuCo transfer outfielder, Walker comes to UNM by way of Eastern Arizona

NOTES, CONTINUED

College, where he was named First Team All-ACCAC and Second Team All-Region while also finishing the season as a National Golden Glove nominee. He hit .350 for EAC last season, getting on base at a .458 clip while driving in 31 runs for the Gila Monsters. In 11 at-bats over his first weekend of action, Walker drew four walks and scored a pair of runs, connecting on a big double against Minnesota.
BROWN ON WALKER: "Left-handed hitter, high-speed guy, high-contact guy that can steal bases. Big defender in the outfield."

Andrew Neil | RHP/INF | JR

Neil – a two-way player during his two seasons at Folsom Lake CC – was slated to start Friday's season opener for the Lobos before a hand injury. He displays a potent three-pitch mix and accumulated a 9-3 record on the mound with a 4.44 ERA last season for the Falcons, hitting .320 with 25 RBI to go with eight doubles and three homers.
BROWN ON NEIL: "Hopefully here in the next two, three weeks, he'll resume starting to throw and get back out there. He's gonna be a big part of our pitching staff, either as a starter or a closer."

A LOOK AT THE SCHEDULE

- UNM's 54-game 2024 schedule, including 30 Mountain West Conference games, features five different teams that reached NCAA Regionals last spring – Oregon State, Texas Tech, Arizona, San Jose State and Sam Houston State – with 27 games against nine opponents that ranked in the Top 150 in the nation in last season's final RPI rankings.

- UNM will play 30 games at Santa Ana Star Field in Albuquerque and 24 games on the road throughout the regular season.

- UNM's first midweek matchup of the season with Texas Tech – who the Lobos walked off with a ninth-inning Jake Holland homer for an 11-10 win at home in their last meeting – is set for March 5.

- Mountain West play begins March 8-10 with a home series against UNLV, with UNM's first true road games of the season the following week with a midweek matchup at Arizona State (March 12) and a three-game conference swing with Nevada in Reno (March 15-17).

- The first of four Rio Grande Rivalry matchups with New Mexico State will take place on March 19 at home before UNM plays host to defending MW Champions San Jose State (March 22-24). They'll face the Aggies twice more in Las Cruces (April 9, April 30) before concluding the four-game

season series at home on May 7.

- After a MW series with San Diego State on the road March 28-30, the Lobos get four consecutive matchups with 2023 NCAA Regional qualifiers, set for a midweek matchup with Arizona in Tucson on April 2 before returning home to host 2023 WAC Champions Sam Houston State for a three-game set April 5-7 – UNM's final multi-game nonconference series of the season.

- Up next, another four-game homestand includes UNM's only MW series with Fresno State April 12-14 before a matchup with D-II CSU-Pueblo on April 16. The Lobos then travel to Air Force – another MW opponent they'll only face in one series – for a three-game series April 19-21 before heading down to Lubbock, Texas for their second and final meeting with Texas Tech April 23. Rematches with San Diego State at home (April 26-28), UNLV on the road (May 3-5), Nevada at home (May 10-12) and San Jose State on the road (May 16-18) comprise the remainder of UNM's regular season, with Senior Day set for May 12.

- Should the Lobos finish among the Top Four in the Mountain West standings, they'll earn a berth to the MWC Championships May 23-25, hosted this year by San Diego State. The winner earns the conference's automatic berth to an NCAA Regional.

2024 NEW MEXICO PITCH MIXES AND VELO RANGES

#6 BRIAN MCBROOM (RHP)

2-SEAM FB 87-90

SL 77-79

CH 76-77

#13 BRETT RUSSELL (RHP)

FB 90-94

CB 80-83

SPLT 81-83

#17 CRISTIAN MOGEN (RHP)

FB 88-91

CB 74-76

CH 78-80

#19 JUSTIN STILL (LHP)

FB 88-90

SL 78-80

SPLT 74-76

#22 BEN BAKER-LIVINGSTON (RHP)

FB 89-93

CUT 82-85

SL 78-81

CB 78-81

#23 JAREN JACKSON (LHP)

FB 89-93

SL 78-80

CH 76-78

#27 DAVID LOPEZ (RHP)

FB 90-94

SL 82-84

CB 74-77

SPLT 84-87

#29 WYATT HARDY (RHP)

FB 89-92

SL 76-78

CUT 81-83

CB 72-74

CH 79-81

#31 DAYNE PENGELLY (RHP)

FB 92-95 (97)

SL 83-85

CH 85-87

#33 DAXTON PURSER (LHP)

FB 88-92

CB 74-76

SL 71-73

#34 JOSH BARNHOUSE (RHP)

FB 88-90

CB 73-75

SL 79-82

CH 79-81

#40 WIL BANNISTER (RHP)

FB 88-91

CUT 77-79

SL 73-75

CB 68-70

2024 NEW MEXICO BASEBALL ROSTER

NO.	NAME	POS.	HT.	WT.	B/T	YR.	HOMETOWN
1	Jordan Martinez	RHP	5-11	185	R/R	SO	Albuquerque, NM
2	Chase Weissenborn	INF	5-11	185	R/R	SR	Albuquerque, NM
3	Devon Dixon	INF	6-1	185	R/R	SR	Phoenix, AZ
4	Tye Wood	OF	5-11	185	S/L	JR	Gardner, KS
5	Cooper Brass	INF	5-10	170	R/R	FR	Chandler, AZ
6	Brian McBroom	RHP	6-0	180	R/R	SR	Oakley, CA
7	Derek Montijo	INF/OF	6-0	175	R/R	FR	Rio Rico, AZ
8	Konner Kinkade	INF	5-10	190	R/R	SR	Pullman, WA
9	Josh McAlister	INF	6-2	185	R/R	JR	Homewood, IL
10	Austin Munguia	C	5-10	190	R/R	JR	Round Rock, TX
11	Sean Stephens	OF	5-11	190	R/R	SR	Forney, TX
12	Will Asby	OF	5-11	200	L/R	SR	Sacramento, CA
13	Brett Russell	RHP	6-0	200	R/R	SR	Enid, OK
14	Akili Carris	INF	6-2	185	R/R	SO	Albuquerque, NM
15	Khalil Walker	OF	5-10	170	L/L	JR	Mansfield, TX
17	Cristian Mogen	RHP/INF	6-0	180	R/R	FR	Peoria, AZ
18	Jake Holland	C	6-4	235	R/R	SR	Orlando, FL
19	Justin Still	LHP	6-3	215	L/L	JR	Chandler, AZ
20	Luke Banister	C	5-10	200	R/R	JR	Round Rock, TX
22	Ben Baker-Livingston	RHP	6-2	185	R/R	JR	Richardson, TX
23	Jaren Jackson	LHP	6-3	225	L/L	SR	Albuquerque, NM
24	Kyle Smith	C	6-0	205	R/R	SR	Wilmington, NC
25	Luke Wiseman	RHP	6-0	215	R/R	JR	Wylie, TX
26	Luke Mansy	INF/OF	5-10	180	L/R	SO	San Diego, CA
27	David Lopez	RHP	5-10	170	R/R	JR	Mission, TX
29	Wyatt Hardy	RHP	6-2	185	R/R	JR	Valor, CO
30	Reed Spenrath	1B/OF	6-5	230	L/R	SR	El Campo, TX
31	Dayne Pengelly	RHP	6-2	195	L/R	JR	Rio Rancho, NM
33	Daxton Purser	LHP	6-1	225	L/L	JR	Providence, UT
34	Josh Barnhouse	RHP	6-5	220	R/R	JR	Prosper, TX
35	Arthur Steinkamp	LHP	6-0	180	L/L	SR	Los Alamos, NM
38	Blake Lehmbeck	RHP	6-1	195	R/R	FR	Tucson, AZ
39	Ryan Castillo	RHP	6-2	180	R/R	FR	Los Lunas, NM
40	Wil Bannister	RHP	6-3	205	R/R	SR	Las Cruces, NM
41	Blane Romero	RHP	6-0	180	R/R	SR	Spring, TX
43	Gene Trujillo	1B	6-5	230	L/R	FR	Albuquerque, NM
44	Vascon Smith	OF	6-0	185	R/R	FR	Rio Rancho, NM
47	Ethan Ott	1B/OF	6-2	215	R/R	JR	Chesapeake, VA
48	Andrew Neil	RHP/INF	5-11	185	L/R	JR	Oakley, CA
49	Cayne Killion	LHP	6-0	200	L/L	FR	Mesa, AZ

COACHING STAFF

HEAD COACH: Tod Brown (3rd season)

ASSISTANT COACH/PITCHING: Michael Lopez (3rd season)

ASSISTANT COACH/RECRUITING COORDINATOR: Matt Risdon (2nd season)

ASSISTANT COACH/HITTING: Justin Mitchell (1st season)

PRONUNCIATIONS

2 – WIZE-en-born
3 – DEVV-in
4 – DEY-lin
7 – mon-TI-HO
8 – kinn-KADE
9 – micALister

10 – moon-hee-yuh
12 – Ass-bee
14 – uh-KILL-ee
15 – Kuhleel
17 – Mow-gen
27 – Dah-veed

31 – Pen-GHELL-ee
35 – stine-camp
38 – lem-beck
43 – Tru-hee-yo
44 – vas-kun
48 – neal

BY CLASS

Seniors (8): Devon Dixon, Konner Kinkade, Sean Stephens, Chase Weissenborn, Brett Russell, Jake Holland, Jaren Jackson, Kyle Smith, Reed Spenrath, Arthur Steinkamp, Wil Bannister

Juniors (21): Justin Still, Ben Baker-Livingston

Sophomores (3): Jordan Martinez, Akili Carris, Luke Mansy

Freshmen (9): Cooper Brass, Derek Montijo, Cristian Mogen, Blake Lehmbeck, Ryan Castillo, Gene Trujillo, Vascon Smith, Cayne Killion

BY STATE

New Mexico (10): Jordan Martinez, Chase Weissenborn, Akili Carris, Jaren Jackson, Arthur Steinkamp, Wil Bannister, Dayne Pengelly, Ryan Castillo, Gene Trujillo, Vascon Smith

Texas (10): Austin Munguia, Sean Stephens, Khalil Walker, Luke Banister, Ben Baker-Livingston, Luke Wiseman, David Lopez, Reed Spenrath, Josh Barnhouse, Blane Romero

Arizona (7): Devon Dixon, Derek Montijo, Cooper Brass, Justin Still, Cristian Mogen, Blake Lehmbeck, Cayne Killion

California (4): Brian McBroom, Will Asby, Luke Mansy, Andrew Neil

Colorado (1): Wyatt Hardy

Florida (1): Jake Holland

Illinois (1): Josh McAlister

Kansas (1): Tye Wood
North Carolina (1): Kyle Smith

Oklahoma (1): Brett Russell

Utah (1): Daxton Purser

Virginia (1): Ethan Ott

Washington (1): Konner Kinkade

2024 NEW MEXICO OVERALL STATS

Record: 5-3 Home: 3-1 Away: 0-0 Neutral: 2-2 MW: 0-0

Date	Opponent	Score	Player	avg	slug	ob%	g	ab	r	h	2b	3b	hr	rbi	bb	so	sb	cs	e
2/16	vs #7 Oregon State	L 6-15	KINKADE, Konner	.400	.450	.500	8	20	6	8	1	0	0	7	5	4	0	0	0
2/17	vs CSU Bakersfield	w 4-3	STEPHENS, Sean	.375	.583	.500	7	24	3	9	1	2	0	4	6	1	2	1	0
2/18	vs Minnesota	L 2-11	WOOD, Tye	.375	.438	.615	7	16	7	6	1	0	0	2	7	4	2	0	0
2/19	vs CSU Bakersfield	w 6-2	ASBY, Will	.348	.783	.483	8	23	4	8	1	0	3	9	6	2	0	0	0
2/22	SOUTH DAKOTA STATE	L 5-11	OTT, Ethan	.316	.368	.417	5	19	1	6	1	0	0	5	4	8	0	0	0
2/23	SOUTH DAKOTA STATE	w 12-11	HOLLAND, Jake	.278	.611	.333	5	18	3	5	3	0	1	3	1	3	0	0	0
2/24	SOUTH DAKOTA STATE	w 9-8	WALKER, Khalil	.263	.316	.481	7	19	6	5	1	0	0	2	8	5	0	1	0
2/24	SOUTH DAKOTA STATE	w 13-2	MCALISTER, Josh	.258	.355	.343	8	31	6	8	0	0	1	3	3	6	3	0	1
			SPENRATH, Reed	.222	.370	.382	8	27	4	6	2	1	0	5	7	8	0	0	0
			DIXON, Devon	.192	.231	.222	7	26	5	5	1	0	0	2	0	9	0	0	0
			MANSY, Luke	.333	.400	.444	6	15	4	5	1	0	0	2	3	2	0	0	0
			SMITH, Kyle	.333	.467	.500	5	15	5	5	2	0	0	2	3	4	0	1	1
			TRUJILLO, Gene	.333	1.333	.333	3	3	1	1	0	0	1	2	0	2	0	0	0
			WEISSENBORN, C	.167	.333	.167	4	12	0	2	2	0	0	3	0	5	0	0	1
			NEIL, Andrew	.000	.000	.000	2	0	2	0	0	0	0	0	0	0	0	0	0
			MUNGUIA, Austin	.000	.000	.000	1	0	0	0	0	0	0	0	0	0	0	0	0
			Totals	.295	.448	.422	8	268	57	79	17	3	6	51	53	63	7	3	6
			Opponents	.333	.614	.402	8	285	63	95	24	4	16	57	25	70	8	1	10

LOB - Team (81), Opp (59). DPs turned - Team (12), Opp (7). IBB - Team (1), MCALISTER, J 1. Picked off - STEPHENS, S. 1.

Player	era	w-l	app	gs	cg	sh	sv	ip	h	r	er	bb	so	avg	hr
LOPEZ, David	7.45	1-0	2	2	0	0	0	9.2	15	9	8	4	7	.366	1
STILL, Justin	0.00	1-0	2	0	0	0	0	4.0	1	0	0	2	3	.091	0
MOGEN, Cristian	0.00	1-0	1	0	0	0	0	2.0	2	0	0	0	0	.250	0
STEINKAMP, Arthur	2.08	0-0	2	0	0	0	0	4.1	5	2	1	1	2	.278	0
BAKER-LIVINGSTON	3.00	0-0	2	2	0	0	0	6.0	6	2	2	1	8	.286	0
PURSER, Daxton	3.38	0-0	2	0	0	0	0	5.1	3	2	2	3	5	.176	1
BANNISTER, Wil	3.52	1-0	2	1	0	0	0	7.2	10	3	3	2	5	.313	1
HARDY, Wyatt	3.60	0-0	2	0	0	0	1	5.0	5	2	2	0	7	.250	1
RUSSELL, Brett	3.60	0-0	1	0	0	0	0	5.0	2	4	2	0	8	.111	0
MCBROOM, Brian	5.40	1-0	2	0	0	0	1	3.1	4	2	2	0	5	.286	1
LEHMBECK, Blake	9.00	0-0	1	0	0	0	0	1.0	3	1	1	0	2	.500	0
BARNHOUSE, Josh	13.50	0-0	2	0	0	0	0	6.0	14	11	9	4	7	.467	3
JACKSON, Jaren	18.41	0-2	2	2	0	0	0	7.1	18	15	15	3	10	.474	8
PENGELLY, Dayne	54.00	0-1	1	1	0	0	0	1.0	5	6	6	3	1	.625	0
CASTILLO, Ryan	81.00	0-0	1	0	0	0	0	0.1	2	4	3	2	0	.667	0
Totals	7.41	5-3	8	8	0	0	2	68.0	95	63	56	25	70	.333	16
Opponents	6.34	3-5	8	8	0	0	1	65.1	79	57	46	53	63	.295	6

PB - Team (2), HOLLAND, J. 2, Opp (2). Pickoffs - Team (0), Opp (1). SBA/ATT - SMITH, K. (6-6), LOPEZ, D. (4-4), HOLLAND, J. (2-3), JACKSON, J. (1-2), STEINKAMP, A (2-2), BARNHOUSE, J (1-1).

Score by innings	1	2	3	4	5	6	7	8	9	Total
New Mexico	3	5	5	11	5	3	12	7	6	57
Opponents	7	11	5	10	16	4	5	1	4	63

Win-loss breakouts: Day 4-2; Night 1-1; vs Left 1-0; vs Right 4-3;
1-run games 3-0; 2-run games 0-0; 5+run games 1-3; Extra inns 0-0; Shutouts 0-0.
Current streak: Won 3; Longest winning streak: 3; Longest losing streak: 1.
Attendance: Home 1412 (avg 470); Away 4263 (avg 1065); Total 5675 (avg 810).

MOUNTAIN WEST AT A GLANCE

AIR FORCE (28-31, 17-13 MW)

Starters R/L: 8/3
Pitchers R/L: 11/5

Letterwinners R/L: 24/8
Newcomers: 14

Top Returning Players

Player, Pos., Yr.	Avg.	R	H	2B	3B	HR	RBI
Sam Kulasingam, IF, Sr.	.426	71	100	28	4	6	51
Jay Thomason, IF, Sr.	.344	55	78	21	1	21	74
Jake Greiving, OF/DH, Sr.	.297	38	73	24	3	7	62
Aerik Joe, SS, Sr.	.271	46	61	9	4	0	19
Chase Spencer, OF, Jr.	.292	40	56	15	2	4	30

Top Returning Pitchers

Starting Pitcher, Yr.	ERA	APP	IP	W-L	SV	BB	K
Dylan Rogers, Jr.	8.51	15	67.2	2-5	0	24	46
Seungmin Shim, Sr.	7.38	18	42.2	4-3	0	26	36
Ben Weber, So.	6.13	21	54.1	2-3	0	20	30

Relief Pitcher, Yr.	ERA	APP	IP	W-L	SV	BB	K
Doyle Gehring, Sr.	6.32	16	74.0	4-4	1	33	63

FRESNO STATE (30-27, 16-15 MW)

Starters R/L: 7/2
Pitchers R/L: 8/6

Letterwinners R/L: 7/4
Newcomers: 18

Top Returning Players

Player, Pos., Yr.	Avg.	R	H	2B	3B	HR	RBI
Tommy Hopfe, UTL., Sr.	.321	37	70	14	3	13	54
Triston "Murf" Gray, INF, So.	.298	29	54	8	2	8	38
Grady Morgan, OF, Gr.	.286	46	59	14	4	9	30
Bobby Blandford	.252	34	51	10	5	7	30

Top Returning Pitchers

Starting Pitcher, Yr.	ERA	APP	IP	W-L	SV	BB	K
Jake Dixon, Gr.	5.09	8	40.2	3-3	0	6	42

NEVADA (20-33, 10-20 MW)

Starters R/L: 9/4
Pitchers R/L: 7/10

Letterwinners R/L: 17/16
Newcomers: 18

Top Returning Players

Player, Pos., Yr.	Avg.	R	H	2B	3B	HR	RBI
Jesse Pierce, OF/INF, 5Y	.318	41	55	12	2	11	36
Nolan Wilson, DH/OF, R-Jr.	.288	36	59	17	3	4	29
Taylor Holder, OF, R-Jr.	.280	20	26	8	3	3	13

Top Returning Pitchers

Starting Pitcher, Yr.	ERA	APP	IP	W-L	SV	BB	K
Jason Doktorczyk, Jr.	6.45	14	75.1	3-5	0	18	71
Casey Burfield, Sr.	5.50	7	34.1	2-2	0	9	25

Relief Pitcher, Yr.	ERA	APP	IP	W-L	SV	BB	K
Kolby Kmetko, Sr.	5.84	23	24.2	0-1	8	20	30
Clayton Ray, 5Y	4.50	15	8.0	0-1	0	3	8

NEW MEXICO (26-25, 13-17 MW)

Starters R/L: 7/6
Pitchers R/L: 8/8

Letterwinners R/L: 15/19
Newcomers: 24

Top Returning Players

Player, Pos., Yr.	Avg.	R	H	2B	3B	HR	RBI
Chase Weissenborn, SS, Sr.	.291	36	52	10	2	1	27
Devon Dixon, 2B, Sr.	.274	38	45	10	0	6	27
Sean Stephens, OF Sr.	.349	11	22	5	1	1	8
Jake Holland, C, Sr.	.333	29	50	7	1	12	39
Reed Spenrath, 1B, Sr.	.321	54	61	11	4	19	65
Kyle Smith, C/DH, Sr.	.271	17	19	3	3	5	13

Top Returning Pitchers

Starting Pitcher, Yr.	ERA	APP	IP	W-L	SV	BB	K
Jaren Jackson, LHP, Sr.	7.46	12	44.2	3-2	1	12	32

Relief Pitcher, Yr.	ERA	APP	IP	W-L	SV	BB	K
Brian McBroom, RHP, Jr.	5.53	25	40.2	4-2	3	11	39
Justin Still, LHP, Jr.	5.91	17	21.1	0-1	0	16	20
Arthur Steinkamp, LHP, Sr.	2.81	15	25.2	0-1	0	4	12
Ben Baker-Livingston, RHP, Jr.	8.62	10	24.0	0-4	0	10	10

SAN DIEGO STATE (24-29, 18-11 MW)

Starters R/L: 5/4
Pitchers R/L: 8/9

Letterwinners R/L: 17/15
Newcomers: 22

Top Returning Players

Player, Pos., Yr.	Avg.	R	H	2B	3B	HR	RBI
Shaun Montoya, OF, Jr.	.298	36	56	15	4	2	15
Irvin Weems, OF, Jr.	.266	29	38	9	1	3	19
Xavier Gonzalez, IF, Sr.	.247	17	44	8	1	1	21

Top Returning Pitchers

Starting Pitcher, Yr.	ERA	APP	IP	W-L	SV	BB	K
Omar Serrano, Jr.	5.43	16	53.0	1-5	1	21	62
Chris Canada, Jr.	5.69	13	61.2	3-5	0	29	72
Xavier Cardenas III, So.	3.31	15	16.1	1-0	0	16	24

Relief Pitcher, Yr.	ERA	APP	IP	W-L	SV	BB	K
Jadon Bercovich, Sr.	7.36	4	7.1	0-2	0	4	8

SAN JOSÉ STATE (31-27, 18-11 MW)

Starters R/L: 4/4/1
Pitchers R/L: 14/5

Letterwinners R/L: 16/9
Newcomers: 14

Top Returning Players

Player, Pos., Yr.	Avg.	R	H	2B	3B	HR	RBI
Theo Hardy SS, Sr.	.329	43	71	12	4	2	27
Hunter Dorrrough 1B, Sr.	.324	51	72	18	0	10	45
Robert Hamchuk LF, Sr.	.300	41	70	19	0	7	37
Dalton Bowling 3B, Sr.	.299	39	67	19	0	12	53
#Matt Spear C, Sr.	.247	29	42	6	0	5	26

Top Returning Pitchers

Starting Pitcher, Yr.	ERA	APP	IP	W-L	SV	BB	K
Mickey Thompson, Sr.	4.44	16	79.0	3-5	0	41	59
Jesse Gutierrez, So.	5.52	17	29.1	1-2	0	12	32
Ethan Ross, Sr.	8.35	13	36.2	3-1	0	23	37
Cade Van Allen, Sr.	6.39	16	31.0	3-3	0	19	25

Relief Pitcher, Yr.	ERA	APP	IP	W-L	SV	BB	K
Cade Van Allen, Sr.	6.39	16	31.0	3-3	0	19	25

UNLV (21-30, 12-18 MW)

Starters R/L: 6/3
Pitchers R/L: 21/2

Letterwinners R/L: 11/3
Newcomers: 22

Top Returning Players

Player, Pos., Yr.	Avg.	R	H	2B	3B	HR	RBI
Alex Pimentel, OF	.314	45	54	10	5	4	40
Rylan Charles, OF	.280	46	60	9	5	7	39

Top Returning Pitchers

Starting Pitcher, Yr.	ERA	APP	IP	W-L	SV	BB	K
Jordan Hanson, So.	5.35	9	35.1	2-1	0	12	19
Noah Carabajal, Sr.	6.07	14	46	1-8	1	18	42

Relief Pitcher, Yr.	ERA	APP	IP	W-L	SV	BB	K
Reese Lueck, So.	9.00	13	13	0-0	1	7	8
Sam Simon, Jr.	5.74	14	26.2	0-1	1	9	15

MOUNTAIN WEST STATS LEADERS

TEAM BATTING

	g	avg	ab	r	h	2b	3b	hr	bb	so	sb-att
Nevada	7	.313	252	52	79	18	2	9	29	56	5-10
UNLV	8	.307	283	63	87	17	3	7	48	49	5-9
New Mexico	8	.295	268	57	79	17	3	6	53	63	7-10
San Diego State	8	.260	292	57	76	19	4	5	26	96	5-8
Fresno State	7	.258	229	38	59	16	4	5	19	59	3-4
Air Force	8	.244	254	43	62	11	1	7	37	86	12-15
San Jose State	8	.207	256	33	53	5	5	6	25	71	4-5
Totals	27	.270	1834	343	495	103	22	45	237	480	41-61

TEAM PITCHING

	g	era	w	l	sv	ip	h	r	er	bb	so
Fresno State	7	2.36	5	2	2	61.0	51	20	16	17	66
UNLV	8	2.41	7	1	2	71.0	55	20	19	20	62
San Diego State	8	4.44	3	5	1	75.0	55	53	37	53	95
Air Force	8	4.64	3	4	0	66.0	62	41	34	36	63
Nevada	7	4.65	4	3	0	60.0	58	32	31	30	57
San Jose State	8	6.39	3	5	1	69.0	78	57	49	35	43
New Mexico	8	7.41	5	3	2	68.0	95	63	56	25	70
Totals	27	4.63	30	23	8	470.0	454	286	242	216	456

TEAM FIELDING

	g	po	a	e	pct	dp	pb	sba-att
Fresno State	7	183	76	4	.985	10	1	2-5
San Jose State	8	207	69	5	.982	8	1	8-12
UNLV	8	213	74	6	.980	3	0	4-6
New Mexico	8	204	65	6	.978	12	2	8-9
Nevada	7	180	62	6	.976	5	2	3-5
Air Force	8	198	102	13	.958	6	0	10-15
San Diego State	8	225	67	16	.948	7	6	14-21
Totals	27	1410	515	56	.972	51	12	49-73

INDIVIDUAL BATTING

Min 2.5 AB/Team game	g	avg	ab	r	h	rbi	2b	3b	hr	bb
HARVEY, Jake-NV	5	.500	18	6	9	1	2	0	0	3
WILSON, Nolan-NV	7	.452	31	6	14	12	4	1	1	2
MORGAN, Grady-FS	7	.440	25	5	11	8	2	1	3	4
PIERCE, Jesse-NV	7	.429	28	9	12	6	1	0	1	7
TURNER, Colby-SD	8	.406	32	6	13	9	2	3	0	1
KRYSZCZUK-LV	8	.400	30	8	12	11	3	1	1	5
KINKADE, K.-NM	8	.400	20	6	8	7	1	0	0	5
Jay Thomason-AF	8	.375	32	10	12	6	2	1	2	4
STEPHENS, S.-NM	7	.375	24	3	9	4	1	2	0	6
BALL, Michael-NV	7	.370	27	6	10	6	3	0	1	0
SALDIVAR, Eddie-FS	7	.367	30	8	11	4	1	2	0	0
HEFFT-LV	8	.367	30	6	11	6	0	1	1	3
HIGGINS-LV	8	.364	33	8	12	4	3	0	1	4
HOPFE, Tommy-FS	7	.360	25	5	9	4	3	0	1	5
ASBY, W.-NM	8	.348	23	4	8	9	1	0	3	6
Chris Stallings-AF	8	.345	29	6	10	9	2	0	1	5
FREETHY, JR-NV	7	.333	27	8	9	6	2	0	2	5
CADENA, Nathan-SJ	8	.310	29	1	9	7	1	1	0	0
Jake Greiving-AF	8	.300	30	6	9	9	2	0	3	1
DORRAUGH, Hunter-SJ	8	.296	27	8	8	5	0	0	3	5

INDIVIDUAL PITCHING

Min 1.0 IP/Team game	app	era	w-l	sv	ip	h	r	er	bb	so
SIMON-LV	2	0.00	2-0	0	14.0	9	0	0	3	12
RIDING, Jake-FS	3	0.00	1-0	0	7.0	4	0	0	2	6
ANKER, Jack-FS	2	0.69	2-0	0	13.0	8	1	1	2	13
DIXON, Jake-FS	2	0.75	1-0	0	12.0	12	2	1	5	15
MILLAS, Theo-NV	2	1.12	0-0	0	8.0	8	1	1	0	7
DOKTORCZYK, Jason-NV	2	2.13	2-0	0	12.2	7	3	3	0	12
Seungmin Shim-AF	2	2.25	1-0	0	12.0	12	4	3	3	17
ARAIZA, Issac-SD	4	2.25	0-0	0	8.0	6	5	2	8	12
ROSS, Ethan-SJ	2	2.45	0-2	0	11.0	8	3	3	5	10
ROBLEZ-LV	2	3.12	1-0	0	8.2	4	4	3	6	9
RIORDAN, Jacob-SD	4	3.24	1-0	0	8.1	8	3	3	8	11
CARDENAS, Xavier-SD	2	3.60	1-0	0	10.0	6	5	4	6	9
BEAL, Noah-FS	2	4.09	0-1	0	11.0	13	8	5	2	13
CATES-LV	2	4.09	1-1	0	11.0	14	5	5	3	10
SERRANO, Omar-SD	2	4.15	0-0	0	8.2	6	4	4	6	7

HITS

WILSON, Nolan-NV	14
TURNER, Colby-SD	13
4 tied with 12 hit(s)	

RUNS SCORED

Jay Thomason-AF	10
SCHMIDT-LV	9
PIERCE, Jesse-NV	9
7 tied with 8 run(s) scored	

RUNS BATTED IN

WILSON, Nolan-NV	12
KRYSZCZUK-LV	11
MCCOMBS, Jacob-SD	11
5 tied with 9 RBI(s)	

DOUBLES

WILSON, Nolan-NV	4
11 tied with 3 double(s)	

TRIPLES

TURNER, Colby-SD	3
SALDIVAR, Eddie-FS	2
STEPHENS, S.-NM	2
HAMCHUK, Robert-SJ	2
HARDY, Theo-SJ	2

HOME RUNS

MORGAN, Grady-FS	3
Jake Greiving-AF	3
DORRAUGH, Hunter-SJ	3
ASBY, W.-NM	3
6 tied with 2 home run(s)	

TOTAL BASES

MORGAN, Grady-FS	24
WILSON, Nolan-NV	23
Jay Thomason-AF	22
TURNER, Colby-SD	21
2 tied with 20 total base(s)	

STOLEN BASES

	sb-att
Chris Stallings-AF	4-4
SCHMIDT-LV	4-5
PIERCE, Jesse-NV	4-5
MCALISTER, J-NM	3-3
6 tied with 2 stolen base(s)	

STRIKEOUTS

	ip	so
Seungmin Shim-AF	12.0	17
DIXON, Jake-FS	12.0	15
BEAL, Noah-FS	11.0	13
ANKER, Jack-FS	13.0	13
3 tied with 12 strikeout(s)		

NCAA RANKING SUMMARY

Statistic	National Rank	Conference Rank	Value	National Leader	Value	Conference Leader	Value
Base on Balls (294 ranked)	22	1	53	South Carolina	76	New Mexico	53
Batting Average (294 ranked)	97	3	0.291	Wofford	0.383	Nevada	0.324
Double Plays (290 ranked)	2	1	12	Michigan	13	New Mexico	12
Double Plays Per Game (290 ranked)	6	1	1.50	Michigan	1.86	New Mexico	1.50
Doubles (292 ranked)	57	2	16	Austin Peay	32	San Diego St.	18
Doubles Per Game (293 ranked)	93	5	2.00	Ark.-Pine Bluff	3.75	Nevada	2.67
Earned Run Average (294 ranked)	206	7	7.41	Texas A&M	0.76	Fresno St.	2.36
Fielding Percentage (294 ranked)	66	3	0.978	Oral Roberts	0.996	Fresno St.	0.985
Hit Batters (292 ranked)	125	5	10	Lafayette Northern Colo.	29	San Diego St.	20
Hit by Pitch (290 ranked)	175	5	8	Longwood	31	Air Force Fresno St. UNLV	14 14 14
Hits (294 ranked)	53	1	78	Austin Peay	115	New Mexico	78
Hits Allowed Per Nine Innings (294 ranked)	265	7	12.57	Louisiana Tech	4.64	San Diego St.	5.91
Home Runs (280 ranked)	149	3	6	Georgia	22	Nevada	8
Home Runs Per Game (291 ranked)	178	5	0.75	Georgia	3.14	Nevada	1.33
On Base Percentage (294 ranked)	78	2	0.419	Creighton	0.515	UNLV	0.422
Runs (294 ranked)	74	1	57	Ark.-Pine Bluff	121	New Mexico	57
Sacrifice Bunts (175 ranked)	112	5	2	Western Ky.	14	Air Force	5
Sacrifice Flies (230 ranked)	112	3	3	Abilene Christian	13	Nevada UNLV	4 4
Scoring (294 ranked)	122	2	7.1	Ark.-Pine Bluff	15.1	Nevada	8.0
Shutouts (14 ranked)				Alabama Texas Texas A&M	3 3 3	Fresno St. UNLV	2 2
Slugging Percentage (294 ranked)	123	3	0.440	Georgia	0.736	Nevada	0.525
Stolen Bases (273 ranked)	147	2	7	Wofford	35	Air Force	12
Stolen Bases Per Game (288 ranked)	173	2	0.88	Radford Wofford	5.00 5.00	Air Force	1.50
Strikeout-to-Walk Ratio (294 ranked)	47	3	2.80	Texas A&M	6.54	Fresno St.	3.88
Strikeouts Per Nine Innings (294 ranked)	130	3	9.3	Florida St.	16.3	San Diego St.	11.0
Triple Plays (1 ranked)				Tennessee	1		
Triples (127 ranked)	35	3	3	UIW	8	San Jose St.	5
Triples Per Game (212 ranked)	57	5	0.38	Fairfield	1.17	San Jose St.	0.71
WHIP (294 ranked)	193	7	1.76	Louisiana Tech	0.81	Fresno St.	1.11
WL Pct (275 ranked)	89	4	0.625	16 teams tied	1.000	UNLV	0.857
Walks Allowed Per Nine Innings (294 ranked)	39	3	3.31	Sam Houston	1.60	Fresno St.	2.51

ACTIVE NCAA CAREER LEADERS

Slugging Pct			
Overall Rank	Division Rank	Player	Value
50	12	Reed Spenrath	0.677

Fewest Walks Per Nine Innings			
Overall Rank	Division Rank	Player	Value
-	48	Brian McBroom	2.28

2024 SEASON / CAREER STATS COMPARISON

Player	SEASON													CAREER													
	Avg	G-GS	AB	R	H	2B	3B	HR	RBI	BB	Hbp	SO	Sb-Att	Avg	G-GS	AB	R	H	2B	3B	HR	RBI	BB	Hbp	SO	Sb-Att	
8 KINKADE, Konner	.400	8-5	20	6	8	1	0	0	7	5	0	4	0-0	.303	43-15	76	19	23	5	0	2	19	20	1	12	0-0	
11 STEPHENS, Sean	.375	7-7	24	3	9	1	2	0	4	6	0	1	2-3	.312	81-42	199	45	62	10	3	4	26	23	3	42	12-16	
4 WOOD, Tye	.375	7-6	16	7	6	1	0	0	2	7	3	4	2-2	.375	7-6	16	7	6	1	0	0	2	7	3	4	2-2	
12 ASBY, Will	.348	8-6	23	4	8	1	0	3	9	6	0	2	0-0	.348	8-6	23	4	8	1	0	3	9	6	0	2	0-0	
47 OTT, Ethan	.316	5-5	19	1	6	1	0	0	5	4	0	8	0-0	.316	5-5	19	1	6	1	0	0	5	4	0	8	0-0	
18 HOLLAND, Jake	.278	5-5	18	3	5	3	0	1	3	1	1	3	0-0	.327	46-39	168	32	55	10	1	13	42	9	2	35	0-0	
15 WALKER, Khalil	.263	7-5	19	6	5	1	0	0	2	8	0	5	0-1	.263	7-5	19	6	5	1	0	0	2	8	0	5	0-1	
9 MCALISTER, Josh	.258	8-8	31	6	8	0	0	1	3	3	1	6	3-3	.258	8-8	31	6	8	0	0	1	3	3	1	6	3-3	
30 SPENRATH, Reed	.222	8-7	27	4	6	2	1	0	5	7	0	8	0-0	.309	58-57	217	58	67	13	5	19	70	41	1	78	3-3	
3 DIXON, Devon	.192	7-7	26	5	5	1	0	0	2	0	1	9	0-0	.263	56-52	190	43	50	11	0	6	29	16	3	38	2-3	
26 MANSY, Luke	.333	6-3	15	4	5	1	0	0	2	3	0	2	0-0	.333	6-3	15	4	5	1	0	0	2	3	0	2	0-0	
24 SMITH, Kyle	.333	5-4	15	5	5	2	0	0	2	3	2	4	0-1	.284	65-34	148	32	42	8	5	8	33	25	12	32	2-3	
43 TRUJILLO, Gene	.333	3-0	3	1	1	0	0	1	2	0	0	2	0-0	.333	3-0	3	1	1	0	0	1	2	0	0	2	0-0	
2 WEISSENBORN, Chase	.167	4-4	12	0	2	2	0	0	3	0	0	5	0-0	.270	128-121	422	80	114	25	4	1	56	44	9	100	7-10	
48 NEIL, Andrew	.000	2-0	0	2	0	0	0	0	0	0	0	0	0-0	.000	2-0	0	2	0	0	0	0	0	0	0	0	0-0	
10 MUNGUA, Austin	.000	1-0	0	0	0	0	0	0	0	0	0	0	0-0	.000	1-0	0	0	0	0	0	0	0	0	0	0	0-0	
Totals	.295	8-8	268	57	79	17	3	6	51	53	8	63	7-10														
Opponents	.333	8-8	285	63	95	24	4	16	57	25	10	70	8-9														

(All games Sorted by Earned run avg)

Player	SEASON														CAREER													
	ERA	W-L	App	GS	CG	Sho	Sv	IP	H	R	ER	BB	SO	ERA	W-L	App	GS	CG	Sho	Sv	IP	H	R	ER	BB	SO		
27 LOPEZ, David	7.45	1-0	2	2	0	0	0	9.2	15	9	8	4	7	7.45	1-0	2	2	0	0	0	9.2	15	9	8	4	7		

19 STILL, Justin	0.00	1-0	2	0	0	0	0	4.0	1	0	0	2	3	7.81	2-5	32	5	0	0	0	55.1	71	54	48	36	56		
17 MOGEN, Cristian	0.00	1-0	1	0	0	0	0	2.0	2	0	0	0	0	0.00	1-0	1	0	0	0	0	2.0	2	0	0	0	0		
35 STEINKAMP, Arthur	2.08	0-0	2	0	0	0	0	4.1	5	2	1	1	2	5.72	1-1	34	0	0	0	0	45.2	57	40	29	9	26		
22 BAKER-LIVINGSTON,B	3.00	0-0	2	2	0	0	0	6.0	6	2	2	1	8	8.89	2-5	24	8	0	0	0	52.2	87	53	52	22	36		
33 PURSER, Daxton	3.38	0-0	2	0	0	0	0	5.1	3	2	2	3	5	3.38	0-0	2	0	0	0	0	5.1	3	2	2	3	5		
40 BANNISTER, Wil	3.52	1-0	2	1	0	0	0	7.2	10	3	3	2	5	7.76	2-3	18	2	0	0	1	26.2	41	24	23	10	16		
29 HARDY, Wyatt	3.60	0-0	2	0	0	0	1	5.0	5	2	2	0	7	3.60	0-0	2	0	0	0	1	5.0	5	2	2	0	7		
13 RUSSELL, Brett	3.60	0-0	1	0	0	0	0	5.0	2	4	2	0	8	9.04	1-7	21	14	0	0	0	69.2	125	85	70	33	61		
6 MCBROOM, Brian	5.40	1-0	2	0	0	0	1	3.1	4	2	2	0	5	5.86	7-4	44	0	0	0	7	83.0	103	64	54	21	72		
38 LEHMBECK, Blake	9.00	0-0	1	0	0	0	0	1.0	3	1	1	0	2	9.00	0-0	1	0	0	0	0	1.0	3	1	1	0	2		
34 BARNHOUSE, Josh	13.50	0-0	2	0	0	0	0	6.0	14	11	9	4	7	13.50	0-0	2	0	0	0	0	6.0	14	11	9	4	7		
23 JACKSON, Jaren	18.41	0-2	2	2	0	0	0	7.1	18	15	15	3	10	9.00	3-4	14	10	0	0	1	52.0	79	53	52	15	42		
31 PENGELLY, Dayne	54.00	0-1	1	1	0	0	0	1.0	5	6	6	3	1	54.00	0-1	1	1	0	0	0	1.0	5	6	6	3	1		
39 CASTILLO, Ryan	81.00	0-0	1	0	0	0	0	0.1	2	4	3	2	0	81.00	0-0	1	0	0	0	0	0.1	2	4	3	2	0		
Totals	7.41	5-3	8	8	0	0	2	68.0	95	63	56	25	70															
Opponents	6.34	3-5	8	8	0	0	1	65.1	79	57	46	53	63															

2024 SEASON / CAREER FIELDING COMPARISON

Player	SEASON										CAREER									
	CH	PO	A	E	Fld%	SBA	CSB	SBA%	PB	CI	Ch	PO	A	E	Fld%	SBA	CSB	SBA%	PB	CI
30 SPENRATH, Reed	59	52	7	0	1.000	0	0	---	0	0	437	410	25	2	.995	0	0	---	0	0
18 HOLLAND, Jake	39	38	1	0	1.000	2	1	.667	2	0	284	256	26	2	.993	27	7	.794	2	0
3 DIXON, Devon	24	7	17	0	1.000	0	0	---	0	0	228	76	146	6	.974	0	0	---	0	0
8 KINKADE, Konner	20	10	10	0	1.000	0	0	---	0	0	92	40	48	4	.957	0	0	---	0	0
11 STEPHENS, Sean	12	12	0	0	1.000	0	0	---	0	0	120	115	2	3	.975	0	0	---	0	0
15 WALKER, Khalil	10	10	0	0	1.000	0	0	---	0	0	10	10	0	0	1.000	0	0	---	0	0
12 ASBY, Will	9	9	0	0	1.000	0	0	---	0	0	9	9	0	0	1.000	0	0	---	0	0
4 WOOD, Tye	9	9	0	0	1.000	0	0	---	0	0	9	9	0	0	1.000	0	0	---	0	0
47 OTT, Ethan	7	7	0	0	1.000	0	0	---	0	0	7	7	0	0	1.000	0	0	---	0	0
27 LOPEZ, David	6	1	5	0	1.000	4	0	1.000	0	0	6	1	5	0	1.000	4	0	1.000	0	0
26 MANSY, Luke	6	2	4	0	1.000	0	0	---	0	0	6	2	4	0	1.000	0	0	---	0	0
10 MUNGUA, Austin	2	2	0	0	1.000	0	0	---	0	0	2	2	0	0	1.000	0	0	---	0	0
23 JACKSON, Jaren	2	0	2	0	1.000	1	1	.500	0	0	6	0	6	0	1.000	9	1	.900	0	0
19 STILL, Justin	1	1	0	0	1.000	0	0	---	0	0	13	3	9	1	.923	4	3	.571	0	0
22 BAKER-LIVINGSTON,B	1	0	1	0	1.000	0	0	---	0	0	13	3	10	0	1.000	2	1	.667	0	0
43 TRUJILLO, Gene	1	1	0	0	1.000	0	0	---	0	0	1	1	0	0	1.000	0	0	---	0	0
29 HARDY, Wyatt	1	1	0	0	1.000	0	0	---	0	0	1	1	0	0	1.000	0	0	---	0	0
24 SMITH, Kyle	32	31	0	1	.969	6	0	1.000	0	0	204	182	20	2	.990	14	10	.583	2	0
2 WEISSENBORN, Chase	15	8	6	1	.933	0	0	---	0	0	546	167	354	25	.954	0	0	---	0	0
9 MCALISTER, Josh	14	2	11	1	.929	0	0	---	0	0	14	2	11	1	.929	0	0	---	0	0
35 STEINKAMP, Arthur	3	1	1	1	.667	2	0	1.000	0	0	18	5	12	1	.944	3	0	1.000	0	0
34 BARNHOUSE, Josh	1	0	0	1	.000	1	0	1.000	0	0	1	0	0	1	.000	1	0	1.000	0	0
13 RUSSELL, Brett	1	0	0	1	.000	0	0	---	0	0	16	4	9	3	.813	13	1	.929	0	0
39 CASTILLO, Ryan	0	0	0	0	.000	0	0	---	0	0	0	0	0	0	.000	0	0	---	0	0
31 PENGELLY, Dayne	0	0	0	0	.000	0	0	---	0	0	0	0	0	0	.000	0	0	---	0	0
38 LEHMBECK, Blake	0	0	0	0	.000	0	0	---	0	0	0	0	0	0	.000	0	0	---	0	0
6 MCBROOM, Brian	0	0	0	0	.000	0	0	---	0	0	13	6	6	1	.923	3	4	.429	0	0
40 BANNISTER, Wil	0	0	0	0	.000	0	0	---	0	0	4	1	2	1	.750	0	0	---	0	0
33 PURSER, Daxton	0	0	0	0	.000	0	0	---	0	0	0	0	0	0	.000	0	0	---	0	0
17 MOGEN, Cristian	0	0	0	0	.000	0	0	---	0	0	0	0	0	0	.000	0	0	---	0	0
48 NEIL, Andrew	0	0	0	0	.000	0	0	---	0	0	0	0	0	0	.000	0	0	---	0	0
Totals	275	204	65	6	.978	8	1	.889	2	0										
Opponents	266	196	60	10	.962	7	3	.700	2	0										

2024 SITUATIONAL HITTING ANALYSIS

Player	vs left			vs right			w/runners			w/bases empty			w/bases loaded			as leadoff			fly	gnd	fly/
	h	ab	avg	h	ab	avg	h	ab	avg	h	ab	avg	h	ab	avg	rch	ops	pct	out	out	gnd
12 ASBY, Will	0	4	.000	8	19	.421	6	15	.400	2	8	.250	1	2	.500	3	6	.500	9	3	3.0
3 DIXON, Devon	2	5	.400	3	21	.143	3	17	.176	2	9	.222	0	0	---	1	4	.250	4	8	0.5
18 HOLLAND, Jake	2	6	.333	3	12	.250	1	10	.100	4	8	.500	0	1	.000	1	3	.333	7	4	1.8
8 KINKADE, Konner	1	4	.250	7	16	.438	5	10	.500	3	10	.300	1	1	1.000	1	5	.200	5	4	1.2
26 MANSY, Luke	0	2	.000	5	13	.385	2	7	.286	3	8	.375	0	1	.000	1	3	.333	3	5	0.6
9 MCALISTER, Josh	1	6	.167	7	25	.280	5	19	.263	3	12	.250	0	2	.000	7	11	.636	8	9	0.9
47 OTT, Ethan	1	3	.333	5	16	.313	3	13	.231	3	6	.500	0	2	.000	2	3	.667	3	2	1.5
24 SMITH, Kyle	0	1	.000	5	14	.357	3	10	.300	2	5	.400	0	3	.000	3	4	.750	4	2	2.0
30 SPENRATH, Reed	1	6	.167	5	21	.238	4	16	.250	2	11	.182	1	3	.333	1	7	.143	8	4	2.0
11 STEPHENS, Sean	2	5	.400	7	19	.368	4	10	.400	5	14	.357	0	1	.000	2	9	.222	4	9	0.4
43 TRUJILLO, Gene	1	2	.500	0	1	.000	1	3	.333	0	0	---	0	0	---	0	0	---	0	0	0.0
15 WALKER, Khalil	1	3	.333	4	16	.250	2	7	.286	3	12	.250	0	0	---	3	7	.429	2	6	0.3
2 WEISSENBORN, Cha	2	3	.667	0	9	.000	1	6	.167	1	6	.167	1	1	1.000	1	2	.500	4	1	4.0
4 WOOD, Tye	2	3	.667	4	13	.308	5	11	.455	1	5	.200	0	0	---	2	4	.500	3	3	1.0
Totals	16	53	.302	63	215	.293	45	154	.292	34	114	.298	4	17	.235	28	68	.412	64	60	1.1
Opponents	27	84	.321	68	201	.338	41	140	.293	54	145	.372	3	8	.375	33	71	.465	58	63	0.9

Player	pinch hitting			w/runners in scoring pos			w/runner on 3rd and LT 2 out			with 2 outs			success adv runners			2- out	rnrs adv	rnrs	rch	rch	
	h	ab	avg	h	ab	avg	rbi	ops	pct	h	ab	avg	adv	ops	pct	rbi	w/out	lob	err	fc	kl
12 ASBY, Will	1	2	.500	6	12	.500	2	4	.500	3	4	.750	10	17	.588	4	1	0	1	0	0
3 DIXON, Devon	0	0	---	2	12	.167	1	1	1.000	2	9	.222	10	18	.556	1	7	8	0	1	5
18 HOLLAND, Jake	0	0	---	1	4	.250	1	3	.333	1	2	.500	3	12	.250	0	1	2	0	1	0
8 KINKADE, Konner	0	0	---	4	8	.500	5	5	1.000	2	5	.400	8	12	.667	1	4	2	0	0	1
26 MANSY, Luke	1	2	.500	1	6	.167	1	1	1.000	2	6	.333	4	7	.571	1	2	6	0	1	0
9 MCALISTER, Josh	0	0	---	3	11	.273	1	2	.500	2	12	.167	8	20	.400	1	3	15	1	1	1
47 OTT, Ethan	0	0	---	0	7	.000	4	4	1.000	3	9	.333	10	16	.625	1	6	6	1	1	1
24 SMITH, Kyle	1	1	1.000	2	7	.286	0	1	.000	1	6	.167	7	13	.538	1	0	11	0	1	2
30 SPENRATH, Reed	0	1	.000	3	11	.273	3	4	.750	1	9	.111	8	18	.444	0	3	12	1	0	1
11 STEPHENS, Sean	0	0	---	3	9	.333	1	1	1.000	3	8	.375	10	13	.769	3	1	3	1	1	1
43 TRUJILLO, Gene	1	3	.333	0	2	.000	0	1	.000	0	1	.000	1	3	.333	0	0	2	0	0	2
15 WALKER, Khalil	0	0	---	2	4	.500	2	2	1.000	1	6	.167	6	10	.600	0	1	4	1	0	2
2 WEISSENBORN, Cha	0	0	---	1	3	.333	0	0	---	1	3	.333	1	6	.167	3	0	1	0	0	3
4 WOOD, Tye	0	0	---	3	6	.500	0	0	---	4	6	.667	8	13	.615	0	1	3	0	0	1
Totals	4	9	.444	31	102	.304	21	29	.724	26	86	.302	94	178	.528	16	30	81	6	7	20
Opponents	4	11	.364	22	82	.268	16	28	.571	21	83	.253	75	158	.475	10	23	59	3	5	23

Success Advancing Runners = percentage of times the batter advanced at least one runner during a plate appearance

#Rnrs Adv w/Out = TOTAL number of runners advanced when the player made an out

SITUATIONAL GAME-BY-GAME

Date	Opponent	Total h/ab	vs Left	vs Right	With Runners	Bases Empty	Bases Loaded	With 2-outs	With RBI-op	Reach as Leadoff	3rd and LT 2out	LOB
Feb 16	vs Oregon State	10-38	3-6	7-32	6-22	4-16	1-1	4-14	2-13	1-9	0-0	12
Feb 17	vs CSU Bakersfield	5-29	0-0	5-29	1-8	4-21	0-0	3-11	1-2	2-8	0-0	4
Feb 18	vs Minnesota	4-32	1-13	3-19	2-16	2-16	0-1	2-11	2-8	3-9	0-1	10
Feb 19	vs CSU Bakersfield	9-29	3-9	6-20	5-21	4-8	1-4	2-7	3-13	5-8	4-7	11
Feb 22	SOUTH DAKOTA STATE	8-35	4-16	4-19	3-13	5-22	0-2	6-15	2-9	1-9	2-3	9
Feb 23	SOUTH DAKOTA STATE	16-41	3-3	13-38	10-26	6-15	1-4	4-12	7-22	5-9	8-8	13
Feb 24	SOUTH DAKOTA STATE	12-35	0-0	12-35	7-25	5-10	0-1	1-8	5-15	6-9	4-6	8
Feb 24	SOUTH DAKOTA STATE	15-29	2-6	13-23	11-23	4-6	1-4	4-8	9-20	5-7	3-4	8
Totals		79-268	16-53	63-215	45-154	34-114	4-17	26-86	31-102	28-68	21-29	75
		.295	.302	.293	.292	.298	.235	.302	.304	.412	.724	

2024 SITUATIONAL PITCHING ANALYSIS

Player	vs left			vs right			w/runners			w/bases empty			vs leadoff			with 2 outs			fly	gnd	fly/
	h	ab	avg	h	ab	avg	h	ab	avg	h	ab	avg	rch	ops	pct	h	ab	avg	out	out	gnd
22 BAKER-LIVINGSTON	3	8	.375	3	13	.231	3	12	.250	3	9	.333	2	7	.286	0	4	.000	4	4	1.0
40 BANNISTER, Wil	6	15	.400	4	17	.235	4	13	.308	6	19	.316	2	9	.222	6	13	.462	14	4	3.5
34 BARNHOUSE, Josh	5	12	.417	9	18	.500	9	16	.563	5	14	.357	4	7	.571	5	10	.500	4	5	0.8
39 CASTILLO, Ryan	1	1	1.000	1	2	.500	1	2	.500	1	1	1.000	1	1	1.000	0	1	.000	0	1	0.0
29 HARDY, Wyatt	1	7	.143	4	13	.308	1	6	.167	4	14	.286	1	5	.200	2	7	.286	4	4	1.0
23 JACKSON, Jaren	10	15	.667	8	23	.348	5	15	.333	13	23	.565	7	10	.700	1	8	.125	5	5	1.0
38 LEHMBECK, Blake	2	2	1.000	1	4	.250	2	5	.400	1	1	1.000	1	1	1.000	1	2	.500	0	1	0.0
27 LOPEZ, David	6	17	.353	9	24	.375	8	22	.364	7	19	.368	4	10	.400	2	10	.200	8	12	0.7
6 MCBROOM, Brian	3	8	.375	1	6	.167	1	7	.143	3	7	.429	2	3	.667	0	4	.000	5	0	99.
17 MOGEN, Cristian	1	2	.500	1	6	.167	0	5	.000	2	3	.667	1	2	.500	0	2	.000	3	3	1.0
31 PENGELLY, Dayne	0	1	.000	5	7	.714	3	6	.500	2	2	1.000	2	2	1.000	1	2	.500	1	1	1.0
33 PURSER, Daxton	2	7	.286	1	10	.100	1	10	.100	2	7	.286	4	5	.800	0	5	.000	4	5	0.8
13 RUSSELL, Brett	0	6	.000	2	12	.167	2	5	.400	0	13	.000	0	4	.000	0	5	.000	2	5	0.4
35 STEINKAMP, Arthur	1	4	.250	4	14	.286	1	9	.111	4	9	.444	1	3	.333	2	6	.333	3	7	0.4
19 STILL, Justin	0	5	.000	1	6	.167	0	7	.000	1	4	.250	1	2	.500	1	4	.250	1	6	0.2
Totals	41	110	.373	54	175	.309	41	140	.293	54	145	.372	33	71	.465	21	83	.253	58	63	0.9
Opponents	29	100	.290	50	168	.298	45	154	.292	34	114	.298	28	68	.412	26	86	.302	64	60	1.1

Player	app	gs	ip/app	*h/g	*r/g	*er/g	*bb/g	*so/g	k/bb	*2b/g	*3b/g	*hr/g	*fo/g	*go/g	*bf/g	sba	att	pct
22 BAKER-LIVINGSTON	2	2	3.00	9.00	3.00	3.00	1.50	12.00	8.0	1.50	0.00	0.00	6.00	6.00	37.50	0	0	---
40 BANNISTER, Wil	2	1	3.83	11.74	3.52	3.52	2.35	5.87	2.5	2.35	2.35	1.17	16.43	4.70	41.09	0	0	---
34 BARNHOUSE, Josh	2	0	3.00	21.00	16.50	13.50	6.00	10.50	1.8	6.00	0.00	4.50	6.00	7.50	52.50	1	1	1.000
39 CASTILLO, Ryan	1	0	0.33	54.00	99.00	81.00	54.00	0.00	0.0	0.00	27.00	0.00	0.00	27.00	99.00	0	0	---
29 HARDY, Wyatt	2	0	2.50	9.00	3.60	3.60	0.00	12.60	99.0	0.00	0.00	1.80	7.20	7.20	36.00	0	0	---
23 JACKSON, Jaren	2	2	3.67	22.09	18.41	18.41	3.68	12.27	3.3	6.14	0.00	9.82	6.14	6.14	54.00	1	2	.500
38 LEHMBECK, Blake	1	0	1.00	27.00	9.00	9.00	0.00	18.00	99.0	18.00	0.00	0.00	0.00	9.00	54.00	0	0	---
27 LOPEZ, David	2	2	4.83	13.97	8.38	7.45	3.72	6.52	1.8	3.72	0.00	0.93	7.45	11.17	43.76	4	4	1.000
6 MCBROOM, Brian	2	0	1.67	10.80	5.40	5.40	0.00	13.50	99.0	2.70	0.00	2.70	13.50	0.00	37.80	0	0	---
17 MOGEN, Cristian	1	0	2.00	9.00	0.00	0.00	0.00	0.00	0.0	4.50	0.00	0.00	13.50	13.50	36.00	0	0	---
31 PENGELLY, Dayne	1	1	1.00	45.00	54.00	54.00	27.00	9.00	0.3	9.00	0.00	0.00	9.00	9.00	99.00	0	0	---
33 PURSER, Daxton	2	0	2.67	5.06	3.38	3.38	5.06	8.44	1.7	1.69	0.00	1.69	6.75	8.44	35.44	0	0	---
13 RUSSELL, Brett	1	0	5.00	3.60	7.20	3.60	0.00	14.40	99.0	1.80	0.00	0.00	3.60	9.00	34.20	0	0	---
35 STEINKAMP, Arthur	2	0	2.17	10.38	4.15	2.08	2.08	4.15	2.0	2.08	2.08	0.00	6.23	14.54	39.46	2	2	1.000
19 STILL, Justin	2	0	2.00	2.25	0.00	0.00	4.50	6.75	1.5	0.00	0.00	0.00	2.25	13.50	31.50	0	0	---
Totals	8	8	8.50	12.57	8.34	7.41	3.31	9.26	2.8	3.18	0.53	2.12	7.68	8.34	43.15	8	9	.889
Opponents	8	8	8.17	10.88	7.85	6.34	7.30	8.68	1.2	2.34	0.41	0.83	8.82	8.27	46.01	7	10	.700

* = average based on 9-inning game

SITUATIONAL GAME-BY-GAME

Date	Opponent	Score	Total	vs	vs	With	Bases	With	Reach as	Gnd	Fly	ERA
		Score	h/ab	Left	Right	Runners	Empty	2-outs	Leadoff	Out	Out	
Feb 16	vs Oregon State	6-15	17-38	7-12	10-26	6-15	11-23	5-12	4-8	9	3	16.88
Feb 17	vs CSU Bakersfield	4-3	7-33	2-13	5-20	3-11	4-22	3-11	0-9	9	13	9.53
Feb 18	vs Minnesota	2-11	10-32	3-10	7-22	6-22	4-10	2-9	6-8	9	5	10.08
Feb 19	vs CSU Bakersfield	6-2	8-34	2-8	6-26	2-14	6-20	1-9	2-9	9	8	7.94
Feb 22	SOUTH DAKOTA STATE	5-11	11-38	4-14	7-24	5-14	6-24	0-8	4-10	7	5	8.16
Feb 23	SOUTH DAKOTA STATE	12-11	19-45	9-20	10-25	8-27	11-18	2-11	7-9	9	8	8.31
Feb 24	SOUTH DAKOTA STATE	9-8	14-36	8-17	6-19	8-23	6-13	3-11	7-10	8	6	7.97
Feb 24	SOUTH DAKOTA STATE	13-2	9-29	6-16	3-13	3-14	6-15	5-12	3-8	3	10	7.41
Totals		57-63	95-285	41-110	54-175	41-140	54-145	21-83	33-71	63	58	7.41
			.333	.373	.309	.293	.372	.253	.465			

2024 NEW MEXICO GAMES SUMMARY

Score by innings	1	2	3	4	5	6	7	8	9	Total
New Mexico	3	5	5	11	5	3	12	7	6	57
Opponents	7	11	5	10	16	4	5	1	4	63

Record when ...

Overall	5-3	After 6 leading	3-0
Conference	0-0 trailing	2-3
Non-Conference	5-3 tied	0-0
Home games	3-1	After 7 leading	3-0
Away games	0-0 trailing	1-3
Neutral site	2-2 tied	0-0
Day games	4-2	After 8 leading	3-0
Night games	1-1 trailing	1-3
vs Left starter	1-0 tied	0-0
vs Right starter	4-3		
1-Run games	3-0	Hit 0 home runs	3-2
2-Run games	0-0	... 1 home run	0-1
5+Run games	1-3	... 2+ home runs	2-0
Extra innings	0-0		
Shutouts	0-0	Opponent 0 home runs	1-1
	 1 home run	3-0
	 2+ HRs	1-2
Scoring 0-2 runs	0-1		
..... 3-5 runs	1-1	Made 0 errors	3-1
..... 6-9 runs	2-1	... 1 error	1-2
..... 10+ runs	2-0	... 2+ errors	1-0
Opponent 0-2 runs	2-0		
..... 3-5 runs	1-0	Opp. made 0 errors	2-0
..... 6-9 runs	1-0 1 error	1-2
..... 10+ runs	1-3 2+ errors	2-1
Scored in 1st inning	2-0	Out-hit opponent	2-0
Opp. scored in 1st	0-3	Out-hit by opponent	3-3
Scores first	4-0	Hits are tied	0-0
Opp. scores first	1-3		

Record when team scores:

Runs	0	1	2	3	4	5	6	7	8	9	10+
W-L	0-0	0-0	0-1	0-0	1-0	0-1	1-1	0-0	0-0	1-0	2-0

Record when opponent scores:

Runs	0	1	2	3	4	5	6	7	8	9	10+
W-L	0-0	0-0	2-0	1-0	0-0	0-0	0-0	0-0	1-0	0-0	1-3

Record when leading after:

Inn.	1	2	3	4	5	6	7	8
W-L	2-0	2-0	3-0	3-0	3-0	3-0	3-0	3-0

Record when trailing after:

Inn.	1	2	3	4	5	6	7	8
W-L	0-3	2-3	2-3	0-3	2-3	2-3	1-3	1-3

Record when tied after:

Inn.	1	2	3	4	5	6	7	8
W-L	3-0	1-0	0-0	2-0	0-0	0-0	0-0	0-0

Current winning streak: 3

Longest winning streak: 3

Longest losing streak: 1

Home attendance : 1412 (3 dates avg = 470)

Away attendance : 4263 (4 dates avg = 1065)

Total attendance: 5675 (7 dates avg = 810)

2024 BATTING LEADERS

Hitting minimums - 1 Games 1 AB 2.0 AB/Game 1 TPA 2.0 TPA/Game
Pitching minimums - 1 Games 1.0 IP/Game

Batting avg		Slugging pct		On base pct	
1. 8 KINKADE, Konner	.400	1. 12 ASBY, Will	.783	1. 4 WOOD, Tye	.615
2. 11 STEPHENS, Sean	.375	2. 18 HOLLAND, Jake	.611	2. 11 STEPHENS, Sean	.500
4 WOOD, Tye	.375	3. 11 STEPHENS, Sean	.583	8 KINKADE, Konner	.500
4. 12 ASBY, Will	.348	4. 8 KINKADE, Konner	.450	4. 12 ASBY, Will	.483
5. 47 OTT, Ethan	.316	5. 4 WOOD, Tye	.438	5. 15 WALKER, Khalil	.481
Runs scored		Hits		Runs batted in	
1. 4 WOOD, Tye	7	1. 11 STEPHENS, Sean	9	1. 12 ASBY, Will	9
2. 8 KINKADE, Konner	6	2. 9 MCALISTER, Josh	8	2. 8 KINKADE, Konner	7
15 WALKER, Khalil	6	12 ASBY, Will	8	3. 30 SPENRATH, Reed	5
9 MCALISTER, Josh	6	8 KINKADE, Konner	8	47 OTT, Ethan	5
5. 2 tied at.....	5	5. 3 tied at.....	6	5. 11 STEPHENS, Sean	4
Doubles		Triples		Home runs	
1. 18 HOLLAND, Jake	3	1. 11 STEPHENS, Sean	2	1. 12 ASBY, Will	3
2. 24 SMITH, Kyle	2	2. 30 SPENRATH, Reed	1	2. 18 HOLLAND, Jake	1
30 SPENRATH, Reed	2			9 MCALISTER, Josh	1
2 WEISSENBORN, Chase	2			43 TRUJILLO, Gene	1
5. 8 tied at....	1				
Total bases		Walks		Hit by pitch	
1. 12 ASBY, Will	18	1. 15 WALKER, Khalil	8	1. 4 WOOD, Tye	3
2. 11 STEPHENS, Sean	14	2. 4 WOOD, Tye	7	2. 24 SMITH, Kyle	2
3. 18 HOLLAND, Jake	11	30 SPENRATH, Reed	7	3. 18 HOLLAND, Jake	1
9 MCALISTER, Josh	11	4. 12 ASBY, Will	6	3 DIXON, Devon	1
5. 30 SPENRATH, Reed	10	11 STEPHENS, Sean	6	9 MCALISTER, Josh	1
Sac bunts		Sac flies		Stolen bases	
1. 9 MCALISTER, Josh	1	1. 47 OTT, Ethan	1	1. 9 MCALISTER, Josh	3
3 DIXON, Devon	1	8 KINKADE, Konner	1	2. 4 WOOD, Tye	2
		18 HOLLAND, Jake	1	11 STEPHENS, Sean	2
Caught stealing		Steal attempts		Stolen base pct	
1. 24 SMITH, Kyle	1	1. 11 STEPHENS, Sean	3	1. 9 MCALISTER, Josh	1.000
15 WALKER, Khalil	1	9 MCALISTER, Josh	3	4 WOOD, Tye	1.000
11 STEPHENS, Sean	1	3. 4 WOOD, Tye	2	3. 11 STEPHENS, Sean	.667
		4. 15 WALKER, Khalil	1	4. 15 WALKER, Khalil	.000
		24 SMITH, Kyle	1		
Strikeouts		Grounded into DP		Total plate appearances	
1. 3 DIXON, Devon	9	1. 18 HOLLAND, Jake	2	1. 9 MCALISTER, Josh	36
2. 30 SPENRATH, Reed	8	2. 9 MCALISTER, Josh	1	2. 30 SPENRATH, Reed	34
47 OTT, Ethan	8	11 STEPHENS, Sean	1	3. 11 STEPHENS, Sean	30
4. 9 MCALISTER, Josh	6	24 SMITH, Kyle	1	4. 12 ASBY, Will	29
5. 2 tied at.....	5	3 DIXON, Devon	1	5. 3 DIXON, Devon	28
At bats		Games played		Game starts	
1. 9 MCALISTER, Josh	31	1. 30 SPENRATH, Reed	8	1. 9 MCALISTER, Josh	8
2. 30 SPENRATH, Reed	27	12 ASBY, Will	8	2. 30 SPENRATH, Reed	7
3. 3 DIXON, Devon	26	8 KINKADE, Konner	8	3 DIXON, Devon	7
4. 11 STEPHENS, Sean	24	9 MCALISTER, Josh	8	11 STEPHENS, Sean	7
5. 12 ASBY, Will	23	5. 4 tied at.....	7	5. 2 tied at....	6
Games as sub					
1. 8 KINKADE, Konner	3				
26 MANSY, Luke	3				
43 TRUJILLO, Gene	3				
4. 3 tied at.....	2				

2024 PITCHING LEADERS

Hitting minimums - 1 Games 1 AB 2.0 AB/Game 1 TPA 2.0 TPA/Game
Pitching minimums - 1 Games 1.0 IP/Game

Earned run avg 1. 27 LOPEZ, David 7.45	Opposing bat avg 1. 27 LOPEZ, David .366	Won-loss pct 1. 27 LOPEZ, David 1.000
Wins 1. 27 LOPEZ, David 1 19 STILL, Justin 1 40 BANNISTER, Wil 1 6 MCBROOM, Brian 1 17 MOGEN, Cristian 1	Losses 1. 23 JACKSON, Jaren 2 2. 31 PENGELLY, Dayne 1	Saves 1. 6 MCBROOM, Brian 1 29 HARDY, Wyatt 1
Innings pitched 1. 27 LOPEZ, David 9.2	Batters struck out 1. 23 JACKSON, Jaren 10 2. 22 BAKER-LIVINGSTON, Ben 8 13 RUSSELL, Brett 8 4. 3 tied at..... 7	Appearances 1. 10 tied at..... 2
Games started 1. 23 JACKSON, Jaren 2 22 BAKER-LIVINGSTON, Ben 2 27 LOPEZ, David 2 4. 31 PENGELLY, Dayne 1 40 BANNISTER, Wil 1	Games finished 1. 29 HARDY, Wyatt 2 6 MCBROOM, Brian 2 3. 4 tied at..... 1	Games in relief 1. 6 tied at..... 2
Wild pitches 1. 9 tied at..... 1	Balks	Hit batters 1. 31 PENGELLY, Dayne 3 2. 23 JACKSON, Jaren 2 22 BAKER-LIVINGSTON, Ben 2 4. 3 tied at..... 1
Intentional BB allowed	Runners picked off	Batters SO out looking 1. 13 RUSSELL, Brett 6 2. 23 JACKSON, Jaren 5 3. 4 tied at..... 2
Sac bunts allowed 1. 27 LOPEZ, David 2 2. 23 JACKSON, Jaren 1	Sac flies allowed 1. 22 BAKER-LIVINGSTON, Ben 1 40 BANNISTER, Wil 1 34 BARNHOUSE, Josh 1	Hits allowed 1. 27 LOPEZ, David 15
Runs allowed 1. 27 LOPEZ, David 9	Earned runs allowed 1. 27 LOPEZ, David 8	Walks allowed 1. 27 LOPEZ, David 4
Doubles allowed 1. 27 LOPEZ, David 4	Triples allowed 1. 27 LOPEZ, David 0	Home runs allowed 1. 27 LOPEZ, David 1

2024 FIELDING LEADERS

Fielding pct	Chances	Putouts
1. 30 SPENRATH, Reed 1.000	1. 30 SPENRATH, Reed 59	1. 30 SPENRATH, Reed 52
18 HOLLAND, Jake 1.000	2. 18 HOLLAND, Jake 39	2. 18 HOLLAND, Jake 38
3 DIXON, Devon 1.000	3. 24 SMITH, Kyle 32	3. 24 SMITH, Kyle 31
8 KINKADE, Konner 1.000	4. 3 DIXON, Devon 24	4. 11 STEPHENS, Sean 12
11 STEPHENS, Sean 1.000	5. 8 KINKADE, Konner 20	5. 2 tied at..... 10
Assists	Errors	Fielding double plays
1. 3 DIXON, Devon 17	1. 6 tied at..... 1	1. 30 SPENRATH, Reed 11
2. 9 MCALISTER, Josh 11		2. 3 DIXON, Devon 6
3. 8 KINKADE, Konner 10		3. 8 KINKADE, Konner 5
4. 30 SPENRATH, Reed 7		2 WEISSENBORN, Chase 5
5. 2 WEISSENBORN, Chase 6		5. 9 MCALISTER, Josh 2
Stolen bases against	Caught stealing by	Steal attempts against
1. 24 SMITH, Kyle 6	1. 23 JACKSON, Jaren 1	1. 24 SMITH, Kyle 6
2. 27 LOPEZ, David 4	18 HOLLAND, Jake 1	2. 27 LOPEZ, David 4
3. 35 STEINKAMP, Arthur 2		3. 18 HOLLAND, Jake 3
18 HOLLAND, Jake 2		4. 35 STEINKAMP, Arthur 2
5. 2 tied at..... 1		23 JACKSON, Jaren 2
Passed balls	Catchers interference	
1. 18 HOLLAND, Jake 2		

2024 STARTERS BY POSITION / LINEUP

Starting Lineup By Position
(Team W-L record when starter)

PITCHER:		
22 BAKER-LIVINGSTON, Ben	2	(2-0)
27 LOPEZ, David	2	(2-0)
23 JACKSON, Jaren	2	(0-2)
31 PENGELLY, Dayne	1	(0-1)
40 BANNISTER, Wil	1	(1-0)
CATCHER:		
18 HOLLAND, Jake	4	(1-3)
24 SMITH, Kyle	4	(4-0)
FIRST BASE:		
30 SPENRATH, Reed	7	(4-3)
47 OTT, Ethan	1	(1-0)
SECOND BASE:		
8 KINKADE, Konner	4	(2-2)
3 DIXON, Devon	3	(2-1)
26 MANSY, Luke	1	(1-0)
THIRD BASE:		
9 MCALISTER, Josh	8	(5-3)
SHORTSTOP:		
3 DIXON, Devon	4	(3-1)
2 WEISSENBORN, Chase	4	(2-2)
LEFT FIELD:		
15 WALKER, Khalil	4	(2-2)
4 WOOD, Tye	3	(2-1)
8 KINKADE, Konner	1	(1-0)
CENTER FIELD:		
11 STEPHENS, Sean	7	(5-2)
15 WALKER, Khalil	1	(0-1)
RIGHT FIELD:		
12 ASBY, Will	5	(4-1)
4 WOOD, Tye	3	(1-2)
DESIGNATED HITTER:		
47 OTT, Ethan	4	(2-2)
26 MANSY, Luke	2	(2-0)
12 ASBY, Will	1	(0-1)
18 HOLLAND, Jake	1	(1-0)

Starting Lineup By Lineup Spot
(Team W-L record when starter)

LEADOFF:		
15 WALKER, Khalil	5	(2-3)
11 STEPHENS, Sean	2	(2-0)
8 KINKADE, Konner	1	(1-0)
2ND SPOT:		
26 MANSY, Luke	2	(2-0)
12 ASBY, Will	2	(1-1)
4 WOOD, Tye	1	(0-1)
2 WEISSENBORN, Chase	1	(0-1)
8 KINKADE, Konner	1	(1-0)
24 SMITH, Kyle	1	(1-0)
3RD SPOT:		
18 HOLLAND, Jake	3	(2-1)
47 OTT, Ethan	2	(0-2)
12 ASBY, Will	2	(2-0)
24 SMITH, Kyle	1	(1-0)
CLEANUP:		
30 SPENRATH, Reed	4	(2-2)
47 OTT, Ethan	3	(3-0)
12 ASBY, Will	1	(0-1)
5TH SPOT:		
9 MCALISTER, Josh	3	(2-1)
18 HOLLAND, Jake	2	(0-2)
26 MANSY, Luke	1	(1-0)
24 SMITH, Kyle	1	(1-0)
30 SPENRATH, Reed	1	(1-0)
6TH SPOT:		
9 MCALISTER, Josh	3	(3-0)
4 WOOD, Tye	2	(0-2)
30 SPENRATH, Reed	1	(0-1)
12 ASBY, Will	1	(1-0)
24 SMITH, Kyle	1	(1-0)
7TH SPOT:		
4 WOOD, Tye	3	(3-0)
8 KINKADE, Konner	2	(1-1)
9 MCALISTER, Josh	2	(0-2)
30 SPENRATH, Reed	1	(1-0)
8TH SPOT:		
3 DIXON, Devon	7	(5-2)
8 KINKADE, Konner	1	(0-1)
9TH SPOT:		
11 STEPHENS, Sean	5	(3-2)
2 WEISSENBORN, Chase	3	(2-1)

2024 TEAM SINGLE-GAME HIGHS

Batting

At bats:	41	-	vs South Dakota State (Feb 23, 2024)
Runs scored:	13	-	vs South Dakota State (Feb 24, 2024)
Hits:	16	-	vs South Dakota State (Feb 23, 2024)
RBI's:	13	-	vs South Dakota State (Feb 24, 2024)
Doubles:	4	-	vs South Dakota State (Feb 23, 2024)
	4	-	vs South Dakota State (Feb 24, 2024)
Triples:	1	-	vs South Dakota State (Feb 22, 2024)
	1	-	vs South Dakota State (Feb 23, 2024)
	1	-	vs South Dakota State (Feb 24, 2024)
Home runs:	3	-	vs CSU Bakersfield (Feb 17, 2024 at Surprise, Ariz.)
Total bases:	25	-	vs South Dakota State (Feb 24, 2024)
Walks:	11	-	vs CSU Bakersfield (Feb 19, 2024 at Surprise, Ariz.)
Strikeouts:	13	-	vs Minnesota (Feb 18, 2024 at Surprise, Ariz.)
Sac hits:	1	-	vs CSU Bakersfield (Feb 19, 2024 at Surprise, Ariz.)
	1	-	vs South Dakota State (Feb 24, 2024)
Sac flies:	1	-	vs South Dakota State (Feb 22, 2024)
	1	-	vs South Dakota State (Feb 23, 2024)
	1	-	vs South Dakota State (Feb 24, 2024)
Stolen bases:	2	-	vs CSU Bakersfield (Feb 19, 2024 at Surprise, Ariz.)
	2	-	vs South Dakota State (Feb 24, 2024)
Hit by pitch:	4	-	vs South Dakota State (Feb 24, 2024)
Caught stealing:	1	-	vs Oregon State (Feb 16, 2024 at Surprise, Ariz.)
	1	-	vs CSU Bakersfield (Feb 19, 2024 at Surprise, Ariz.)
	1	-	vs South Dakota State (Feb 24, 2024)
Runners LOB:	16	-	vs South Dakota State (Feb 23, 2024)
Hit into DP:	3	-	vs South Dakota State (Feb 24, 2024)

Fielding

Putouts:	27	-	(5 times)
Assists:	10	-	vs Oregon State (Feb 16, 2024 at Surprise, Ariz.)
	10	-	vs South Dakota State (Feb 23, 2024)
	10	-	vs South Dakota State (Feb 24, 2024)
Errors:	3	-	vs South Dakota State (Feb 23, 2024)
Passed balls:	1	-	vs Minnesota (Feb 18, 2024 at Surprise, Ariz.)
	1	-	vs South Dakota State (Feb 24, 2024)
DPs turned:	4	-	vs South Dakota State (Feb 24, 2024)

Pitching

Innings pitched:	9.0	-	(5 times)
Runs allowed:	15	-	vs Oregon State (Feb 16, 2024 at Surprise, Ariz.)
Earned runs:	15	-	vs Oregon State (Feb 16, 2024 at Surprise, Ariz.)
Walks allowed:	8	-	vs Minnesota (Feb 18, 2024 at Surprise, Ariz.)
Strikeouts:	14	-	vs South Dakota State (Feb 22, 2024)
Hits allowed:	19	-	vs South Dakota State (Feb 23, 2024)
Doubles allowed:	6	-	vs South Dakota State (Feb 23, 2024)
Triples allowed:	2	-	vs South Dakota State (Feb 24, 2024)
Homers allowed:	7	-	vs Oregon State (Feb 16, 2024 at Surprise, Ariz.)
Wild pitches:	3	-	vs Minnesota (Feb 18, 2024 at Surprise, Ariz.)

2024 INDIVIDUAL SINGLE-GAME HIGHS

Batting

At bats:	6	-	SPENRATH, Reed vs South Dakota State (Feb 23, 2024)
Runs scored:	3	-	WALKER, Khalil vs South Dakota State (Feb 23, 2024)
	3	-	SPENRATH, Reed vs South Dakota State (Feb 24, 2024)
	3	-	MANSY, Luke vs South Dakota State (Feb 24, 2024)
Hits:	3	-	ASBY, Will vs CSU Bakersfield (Feb 17, 2024 at Surprise, Ariz.)
	3	-	STEPHENS, Sean vs South Dakota State (Feb 23, 2024)
	3	-	MANSY, Luke vs South Dakota State (Feb 24, 2024)
RBI's:	4	-	ASBY, Will vs South Dakota State (Feb 24, 2024)
Doubles:	1	-	(17 times)
Triples:	1	-	STEPHENS, Sean vs South Dakota State (Feb 22, 2024)
	1	-	STEPHENS, Sean vs South Dakota State (Feb 23, 2024)
	1	-	SPENRATH, Reed vs South Dakota State (Feb 24, 2024)
Home runs:	2	-	ASBY, Will vs CSU Bakersfield (Feb 17, 2024 at Surprise, Ariz.)
Total bases:	9	-	ASBY, Will vs CSU Bakersfield (Feb 17, 2024 at Surprise, Ariz.)
Walks:	3	-	WALKER, Khalil vs Oregon State (Feb 16, 2024 at Surprise, Ariz.)
	3	-	OTT, Ethan vs CSU Bakersfield (Feb 19, 2024 at Surprise, Ariz.)
Strikeouts:	3	-	SPENRATH, Reed vs CSU Bakersfield (Feb 17, 2024 at Surprise, Ariz.)
	3	-	OTT, Ethan vs Minnesota (Feb 18, 2024 at Surprise, Ariz.)
Sac hits:	1	-	DIXON, Devon vs CSU Bakersfield (Feb 19, 2024 at Surprise, Ariz.)
	1	-	MCALISTER, Josh vs South Dakota State (Feb 24, 2024)
Sac flies:	1	-	HOLLAND, Jake vs South Dakota State (Feb 22, 2024)
	1	-	OTT, Ethan vs South Dakota State (Feb 23, 2024)
	1	-	KINKADE, Konner vs South Dakota State (Feb 24, 2024)
Stolen bases:	2	-	MCALISTER, Josh vs CSU Bakersfield (Feb 19, 2024 at Surprise, Ariz.)
Hit by pitch:	1	-	(8 times)
Caught stealing:	1	-	WALKER, Khalil vs Oregon State (Feb 16, 2024 at Surprise, Ariz.)
	1	-	SMITH, Kyle vs CSU Bakersfield (Feb 19, 2024 at Surprise, Ariz.)
	1	-	STEPHENS, Sean vs South Dakota State (Feb 24, 2024)
Runners LOB:	7	-	SMITH, Kyle vs CSU Bakersfield (Feb 19, 2024 at Surprise, Ariz.)

Fielding

Putouts:	14	-	HOLLAND, Jake vs South Dakota State (Feb 22, 2024)
Assists:	4	-	(4 times)
Errors:	1	-	(6 times)
Passed balls:	1	-	HOLLAND, Jake vs Minnesota (Feb 18, 2024 at Surprise, Ariz.)
	1	-	HOLLAND, Jake vs South Dakota State (Feb 24, 2024)

Pitching

Innings pitched:	5.0	-	LOPEZ, David vs CSU Bakersfield (Feb 17, 2024 at Surprise, Ariz.)
	5.0	-	RUSSELL, Brett vs South Dakota State (Feb 22, 2024)
	5.0	-	BANNISTER, Wil vs South Dakota State (Feb 24, 2024)
Runs allowed:	8	-	JACKSON, Jaren vs Oregon State (Feb 16, 2024 at Surprise, Ariz.)
Earned runs:	8	-	JACKSON, Jaren vs Oregon State (Feb 16, 2024 at Surprise, Ariz.)
Walks allowed:	3	-	JACKSON, Jaren vs Oregon State (Feb 16, 2024 at Surprise, Ariz.)
	3	-	BARNHOUSE, Josh vs Oregon State (Feb 16, 2024 at Surprise, Ariz.)
	3	-	PENGELLY, Dayne vs Minnesota (Feb 18, 2024 at Surprise, Ariz.)
Strikeouts:	8	-	RUSSELL, Brett vs South Dakota State (Feb 22, 2024)
Hits allowed:	11	-	LOPEZ, David vs South Dakota State (Feb 23, 2024)
Doubles allowed:	4	-	LOPEZ, David vs South Dakota State (Feb 23, 2024)
Triples allowed:	2	-	BANNISTER, Wil vs South Dakota State (Feb 24, 2024)
Homers allowed:	4	-	JACKSON, Jaren vs Oregon State (Feb 16, 2024 at Surprise, Ariz.)
	4	-	JACKSON, Jaren vs South Dakota State (Feb 22, 2024)
Wild pitches:	1	-	(9 times)
Hit batters:	3	-	PENGELLY, Dayne vs Minnesota (Feb 18, 2024 at Surprise, Ariz.)

2024 PER-GAME STATISTICS

Record: 5-3 Home: 3-1 Away: 0-0 Neutral: 2-2 MW: 0-0

Player	g	ab	h/g	2b/g	3b/g	hr/g	bb/g	so/g	rbi/g	sb/g	r/g	*ab	*r	*h	*rbi	*bb	*k	*tb	*fly	*gnd
8 KINKADE, Konner	8	20	1.00	.13	.00	.00	.63	.50	.88	.00	.75	76	23	30	26	19	15	34	19	15
11 STEPHENS, Sean	7	24	1.29	.14	.29	.00	.86	.14	.57	.29	.43	80	10	30	13	20	3	46	13	30
4 WOOD, Tye	7	16	.86	.14	.00	.00	1.00	.57	.29	.29	1.00	61	26	23	7	26	15	26	11	11
12 ASBY, Will	8	23	1.00	.13	.00	.38	.75	.25	1.13	.00	.50	79	13	27	31	20	6	62	31	10
47 OTT, Ethan	5	19	1.20	.20	.00	.00	.80	1.60	1.00	.00	.20	79	4	25	20	16	33	29	12	8
18 HOLLAND, Jake	5	18	1.00	.60	.00	.20	.20	.60	.60	.00	.60	85	14	23	14	4	14	52	33	19
15 WALKER, Khalil	7	19	.71	.14	.00	.00	1.14	.71	.29	.00	.86	70	22	18	7	29	18	22	7	22
9 MCALISTER, Josh	8	31	1.00	.00	.00	.13	.38	.75	.38	.38	.75	86	16	22	8	8	16	30	22	25
30 SPENRATH, Reed	8	27	.75	.25	.13	.00	.88	1.00	.63	.00	.50	79	11	17	14	20	23	29	23	11
3 DIXON, Devon	7	26	.71	.14	.00	.00	.00	1.29	.29	.00	.71	92	17	17	7	0	32	21	14	28

26 MANSY, Luke	6	15	.83	.17	.00	.00	.50	.33	.33	.00	.67	83	22	27	11	16	11	33	16	27
24 SMITH, Kyle	5	15	1.00	.40	.00	.00	.60	.80	.40	.00	1.00	75	25	25	10	15	20	35	20	10
43 TRUJILLO, Gene	3	3	.33	.00	.00	.33	.00	.67	.67	.00	.33	100	33	33	66	0	66	133	0	0
2 WEISSENBORN, Ch	4	12	.50	.50	.00	.00	.00	1.25	.75	.00	.00	100	0	16	25	0	41	33	33	8
Totals	8	268	9.88	2.13	.38	.75	6.63	7.88	6.38	.88	7.13	80	17	23	15	15	18	35	19	17
Opponents	8	285	11.88	3.00	.50	2.00	3.13	8.75	7.13	1.00	7.88	87	19	29	17	7	21	53	17	19

* = average based on 100 plate appearances

(All games Sorted by Earned run avg)

Player	app	ip	ip/app	w-l	+ip	+h	+r	+er	+bb	+so	+2b	+3b	+hr	+bf	+era	+fly	+gnd
27 LOPEZ, David	2	9.2	4.2	1-0	9.0	14.0	8.4	7.4	3.7	6.5	3.7	---	0.9	43.8	7.45	7.4	11.2

19 STILL, Justin	2	4.0	2.0	1-0	9.0	2.2	0.0	0.0	4.5	6.8	---	---	---	31.5	0.00	2.2	13.5
17 MOGEN, Cristian	1	2.0	2.0	1-0	9.0	9.0	0.0	0.0	0.0	0.0	4.5	---	---	36.0	0.00	13.5	13.5
35 STEINKAMP, Arthur	2	4.1	2.0	0-0	9.0	10.4	4.2	2.1	2.1	4.2	2.1	2.1	---	39.5	2.08	6.2	14.5
22 BAKER-LIVINGSTON,	2	6.0	3.0	0-0	9.0	9.0	3.0	3.0	1.5	12.0	1.5	---	---	37.5	3.00	6.0	6.0
33 PURSER, Daxton	2	5.1	2.2	0-0	9.0	5.1	3.4	3.4	5.1	8.4	1.7	---	1.7	35.4	3.38	6.8	8.4
40 BANNISTER, Wil	2	7.2	3.2	1-0	9.0	11.7	3.5	3.5	2.3	5.9	2.3	2.3	1.2	41.1	3.52	16.4	4.7
29 HARDY, Wyatt	2	5.0	2.1	0-0	9.0	9.0	3.6	3.6	0.0	12.6	---	---	1.8	36.0	3.60	7.2	7.2
13 RUSSELL, Brett	1	5.0	5.0	0-0	9.0	3.6	7.2	3.6	0.0	14.4	1.8	---	---	34.2	3.60	3.6	9.0
6 MCBROOM, Brian	2	3.1	1.2	1-0	9.0	10.8	5.4	5.4	0.0	13.5	2.7	---	2.7	37.8	5.40	13.5	0.0
38 LEHMBECK, Blake	1	1.0	1.0	0-0	9.0	27.0	9.0	9.0	0.0	18.0	18.0	---	---	54.0	9.00	0.0	9.0
34 BARNHOUSE, Josh	2	6.0	3.0	0-0	9.0	21.0	16.5	13.5	6.0	10.5	6.0	---	4.5	52.5	13.50	6.0	7.5
23 JACKSON, Jaren	2	7.1	3.2	0-2	9.0	22.1	18.4	18.4	3.7	12.3	6.1	---	9.8	54.0	18.41	6.1	6.1
31 PENGELLY, Dayne	1	1.0	1.0	0-1	9.0	45.0	54.0	54.0	27.0	9.0	9.0	---	---	99.0	54.00	9.0	9.0
39 CASTILLO, Ryan	1	0.1	0.1	0-0	9.0	54.0	99.0	81.0	54.0	0.0	---	27.0	---	99.0	81.00	0.0	27.0
Totals	8	68.0	8.1	5-3	9.0	12.6	8.3	7.4	3.3	9.3	3.2	0.5	2.1	43.1	7.41	7.7	8.3
Opponents	8	65.1	8.0	3-5	9.0	10.9	7.9	6.3	7.3	8.7	2.3	0.4	0.8	46.0	6.34	8.8	8.3

+ = average based on 9-inning game

Hitting minimums - 1 Games 1 AB 2.0 AB/Game 1 TPA 2.0 TPA/Game

Pitching minimums - 1 Games 1.0 IP/Game

UNM SINGLE-GAME RECORDS

AT-BATS

58	vs. New Mexico St.	2/9/02
57	vs. Fresno St.	4/1/99
56	vs. Air Force	5/14/09
56	vs. Binghamton	3/7/09
56	vs. Air Force	5/2/03
55	vs. Fresno St.	4/9/16
54	vs. Hawaii	3/14/97
54	vs. New Mexico St.	2/24/72
53	vs. Oklahoma St.	2/16/13
53	vs. Coppin St.	4/18/10
53	vs. New Mexico St.	3/30/99
53	vs. Colorado St.	3/17/73
53	vs. Northern Colorado	2/27/05

RUNS

31	vs. Air Force	4/17/04 (W, 31-11)
30	vs. Northern Colo.	2/24/23 (W, 30-1)
30	vs. Binghamton	3/7/09 (W, 30-2)
29	at UNLV	3/24/17 (W, 29-8)
29	vs. Coppin St.	4/18/10 (W, 29-3)
28	vs. N.M. Highlands	2/9/03 (W, 28-5)
28	vs. N.M. St.	3/30/99 (W, 28-18)
27	vs. Fresno St.	4/1/99 (W, 27-26)
27	vs. Rice	4/12/98 (W, 27-26)
27	vs. Iowa	3/24/85 (W, 27-13)
27	vs. Creighton	3/26/71 (W, 27-5)
26	vs. Air Force	4/12/08 (W, 26-9)
26	vs. Air Force	4/14/06 (W, 26-11)
26	vs. Utah	3/13/93 (W, 26-8)

HITS

32	vs. Fresno St.	4/1/99
31	vs. Binghamton	3/7/09
30	vs. Hawaii	3/14/97
29	vs. Coppin St.	4/18/10
29	vs. Air Force	4/17/04
28	vs. Northern Colo.	2/24/23
28	at Air Force	3/4/17
28	vs. Air Force	4/12/08
28	vs. New Mexico St.	3/30/99
27	vs. Air Force	5/2/03
26	vs. San Diego St.	5/26/12
26	vs. Northwestern	2/22/97
26	vs. Washington	3/26/95

RBI

28	vs. Coppin St.	4/18/10
28	vs. Binghamton	3/7/09
28	vs. Air Force	4/17/04
27	vs. Northern Colo.	2/24/23
27	vs. Iowa	3/24/85
26	vs. Air Force	4/12/08
26	vs. N.M. Highlands	2/9/03
26	vs. New Mexico St.	3/30/99
26	vs. Rice	4/12/98
25	vs. Air Force	4/14/06
24	vs. UNLV	3/24/17
24	vs. Fresno St.	4/1/99

24	vs. Utah	4/23/94
----	----------	---------

DOUBLES

13	vs. N.M. Highlands	2/9/03
10	vs. Coppin St.	4/18/10
9	at Nevada	4/21/13
9	vs. Northern Colorado	3/5/06
9	vs. Utah	3/16/02
9	vs. UNLV	4/4/98
8	at New Mexico State	3/29/22
8	vs. Fresno St.	3/31/17
8	vs. San Jose St.	5/9/15
8	vs. San Jose St.	5/10/15
8	vs. San Diego St.	3/17/00
8	vs. Fresno St.	4/1/99
8	vs. Rice	4/12/98
8	vs. UTEP	4/18/80
8	vs. Southern Colorado	5/17/75

TRIPLES

7	vs. Southern Colorado	3/27/76
6	vs. TAMU-CC	2/21/09
6	vs. Hartford	3/16/86
5	vs. Holy Cross	2/25/22
4	vs. Coppin St.	4/18/10
4	vs. ENMU	4/30/97
4	vs. Colorado St.	3/20/75
4	vs. NE Illinois	4/18/78
4	vs. UTEP	5/11/73
4	vs. Northern Illinois	3/27/72

HOME RUNS

10	vs. New Mexico St.	3/30/99
8	vs. Air Force	4/12/08
8	vs. Air Force	4/18/04
7	vs. Fresno State	4/29/23
6	vs. Air Force	5/6/17
6	vs. Binghamton	2/18/17
6	vs. Fresno St.	4/9/16
6	vs. Air Force	4/13/06 (Game 2)
6	vs. Air Force	4/17/04
6	vs. UNLV	5/9/99
6	vs. Rice	4/12/98
6	vs. New Mexico St.	2/25/98
6	vs. Utah	5/15/94
6	vs. Air Force	4/26/86
6	vs. Air Force	4/25/86

TOTAL BASES

63	vs. New Mexico St.	3/30/99
61	vs. Air Force	4/12/08
54	vs. Fresno St.	4/1/99

WALKS

17	at Hawai'i	2/21/16
16	vs. Air Force	4/17/04
15	vs. Fresno St.	3/31/17
14	at UNLV	3/24/17
14	at Utah	4/4/87

STOLEN BASES

9	vs. Wayland Baptist	4/13/94
8	vs. Maine	3/18/94
8	vs. New Mexico St.	2/11/00
8	vs. Brigham Young	4/8/00
7	vs. New Mexico St.	4/17/13
7	vs. Toledo	3/10/02
7	vs. N.M. Highlands	2/10/98
7	vs. Grand Canyon	5/4/96

LONGEST GAME (Innings)

15	NMSU 4, UNM 3	2/9/02
15	UNM 10, Gonzaga 8	3/31/72
14	UNM 8, ENMU 7	2/5-6/96
14	UNM 9, Colorado St. 8	3/17/73

LAST TIME IT HAPPENED...

HITTING (Individual)

Grand slam: Justin Olson vs. Fresno State, 4/28/23
Hit for the cycle: Danny Collier vs. Air Force, 3/24/18
Five hits: Jeffrey David vs. Northern Colorado, 2/24/23
Six hits: Carl Stajduhar vs. Fresno St., 4/9/16
Eight at bats: Josh Mader vs. Air Force, 5/2/03
Four runs: Reed Spennath vs. St. Bonaventure, 3/4/23
Five runs: Sean Stephens at Nevada, 5/7/22
Six runs: Justin Howard vs. Coppin St., 4/18/10*
Five RBI: Justin Olson vs. Fresno State, 4/29/23
Six RBI: Justin Olson vs. Fresno State, 4/29/23
Seven RBI: Justin Olson vs. Fresno State, 4/29/23
Eight RBI: Justin Olson vs. Fresno State, 4/29/23
10 RBI: Brian Cavazos-Galvez vs. Air Force, 4/12/08*#
Three doubles: Braydon Runion vs. New Mexico St., 5/2/23
Four doubles: Reece Weber vs. San José St., 5/10/15
Four extra-base hits: Braydon Runion vs. New Mexico St., 5/2/23
Two triples: Willie Cano vs. Holy Cross, 2/25/22
Back-to-back-to-back triples: ... Mike Brownstein, Dane Hamilton, Brian Cavazos-Galvez vs. TAMU-CC (Game 2), 2/21/09
Inside-the-Park home run: DJ Peterson vs. TCU, 5/20/11
Walk-off home run: Jake Holland vs. Texas Tech, 3/28/23
Two home runs: Will Asby vs. CSUB, 2/17/24
Three home runs: Justin Olson vs. Fresno State, 4/29/23
Four home runs: ... Brian Cavazos-Galvez vs. Air Force, 4/12/08*#
Two home runs in one inning: Josh Mader at Utah, 4/8/04
Two+ players with multi-homers: Brian Cavazos-Galvez (4), Kevin Atkinson (2) vs. Air Force, 4/12/08
Back-to-back homers: Josh McAlister, Will Asby vs. CSUB, 2/17/24
Back-to-back-to-back homers: Daniel Stovall, Matt Hibbitts, Ian Hollick vs. Hawaii-Hilo, 4/28/07
Multiple back-to-back homers in same game: (2), Joe Salas, Daniel Stovall, vs. Air Force, 5/16/04
HR in 3 straight games: Lenny Junior Ashby vs. Nevada, 5/12-13/23
Three + sacrifice bunts in a game: 3, Jared Holley at Nevada 4/20/13
Four strikeouts: Deylan Pigford vs. Fresno State, 4/28/23
Three HBP: Jared Holley vs. LaSalle, 3/5/13
Three stolen bases: Luke Campbell at UNLV, 3/16/13
Four Walks: Justin Watari vs. UNLV, 5/11/19
Five Walks: DJ Peterson vs. UC Riverside, 3/9/13*

HITTING (Team)

Five + home runs (team): ... 7, vs. Fresno State (W, 17-7), 4/29/23
20+ hits: 20, vs. Northern Colorado (W, 18-2), 2/25/23 (G2)
25+ hits: 28, vs. Northern Colorado (W, 30-1), 2/24/23
30+ hits: 31, vs. Binghamton (Game 1), 3/7/09
Allowed 20 + hits: 20, vs. St. Bonaventure (L, 17-8), 3/4/23
20+ runs: 20, vs. St. Bonaventure (W, 20-3), 3/4/23
Allowed 20 + runs: 25, vs. Air Force (L, 25-6), 5/19/22
30+ runs: 30, vs. Northern Colorado (W, 30-1), 2/24/23
20+ RBI: 27, vs. Northern Colorado, 2/24/23
40+ total bases: 42, vs. Fresno State, 4/29/23
50+ total bases: 52, vs. Northern Colorado, 2/24/23
60+ total bases: 61, vs. Air Force, 4/12/08
No strikeouts: 5/4/14 vs. San Diego St. (35 at-bats)
No walks: 3/31/23 vs. San Diego State (34 at-bats)
10+ strikeouts: 13, vs. Minnesota 2/18/24
10+ walks: 11, vs. CSUB, 2/19/24
15+ walks: 15, Fresno St., 3/31/17
5+ HBP: 5, vs. San Jose State, 4/29/22
Was no-hit (7-inning game): at Utah, 4/21/90
Was no-hit (9-inning game): at Wichita St., 3/20/90

PITCHING (Individual)

No-hitter (7-inning game): Mike Connell vs. N.M. Highlands, 3/24/77
No-hitter (9-inning game): Jim Kremmel vs. Arizona, 4/17/70
One-hitter: Tyler Stevens vs. Air Force, 4/12/15
Complete game: Cody Dye vs. UNLV, 4/21/18..... Justin Armbruster at San Jose State, 5/22/21 (7 innings)
Complete-game shutout: Colton Thomson vs. Nevada, 5/26/16
10+ strikeouts: ..12, Justin Armbruster at San Jose State, 5/22/21
15+ strikeouts: 17, Justin Armbruster at Fresno State, 3/13/21
No walks (complete game): Justin Armbruster at San Jose State, 5/22/21

PITCHING (Team)

10+ strikeouts: 11, at UNLV, 5/5/23
15+ strikeouts: 16, vs. Nevada, 3/27/21
No strikeouts: 3/5/17 at Air Force
No walks: vs. South Dakota State, 2/22/24
10 + walks: at California, 5/14/22

FIELDING

Five+ errors (Team): 6, vs. San Jose State, 4/8/23
Three+ errors (Ind.): 3, Hayden Schilling vs. Central Michigan, 2/22/18
Eight+ assists: 8, Konner Kinkade vs. Texas Tech, 3/28/23
Caught three runners stealing: Mitch Garver vs. Texas Tech, 4/25/12
15 + putouts: 15, Reed Spennath vs. New Mexico State, 3/21/23
UNM turned a triple play: 5/13/16 vs. Nevada (4-6-3-2)
UNM hit into a triple play: 4/23/09 at BYU

SCORING AND MISCELLANEOUS

Stole home: Harry Fullerton vs. Nevada, 3/27/21
Stole seven+ bases: 7, 4/17/13 vs. New Mexico St. (W, 13-6)
Tied: 4/28/19 at Fresno St. (T, 6-6)
Shut out: 5/16/23 vs. New Mexico State (L, 0-8/7 Inn.)
Shut out opponent: 4/18/23 at New Mexico State (W, 13-0)
Shut out at home: 3/21/23 vs. New Mexico State (L, 0-2)
Shut out on the road: 5/16/23 at New Mexico State (L, 0-8/ 7 Inn)
Shut out opponent at home: 3/11/23 vs. Air Force (W, 15-0)
Shut out opponent on road: 4/18/23 at New Mexico St. (W, 13-0)
Recorded back-to-back shutouts: 5/6-5/7, 2011 vs. Air Force (5-0, 10-0)
Recorded three straight shutouts: 2/24-3/3, 1973 vs. New Mexico St. (1-0) and New Mexico Highlands (7-0, 4-0)
Shut out in back-to-back games: 3/14-15/2017 at Oklahoma St.
Most runs in three-game series: .73, vs. Air Force (4/13-14, 2006)
Consecutive one-run games: 2, vs. San Jose State (4/29-30, 2022)
Four straight one-run games: vs. BYU, Gonzaga, Northern Colorado, 2/15-23, 2020
Five straight one-run games: March 18-24, 2015*

LAST TIME IT HAPPENED... CONTINUED

EXTRA INNINGS

Won an extra-inning game: 4/30/23 vs. Fresno State (6-5, 10 inn.)
Lost an extra-inning game: 3/10/23 vs. Air Force (9-7, 10 Inn.)
Extra inning games in a row: 2, 4/23-4/24, 2021 at Washington
3 straight extra-inning games: at Utah, 4/9-11, 2009
Played a 10-inning game: vs. Fresno State, 4/30/23 (W, 6-5)
Played an 11-inning game: vs. Fresno State, 3/13/22 (W, 9-8)
Played a 12-inning game: vs. Minnesota, 2/20/22 (W, 4-3)
Played a 13-inning game: vs. Columbia, 6/1/13 (L, 6-5, NCAA Tourn.)
Played a 14-inning game: vs. Eastern N.M., 2/5-6, 1996 (W, 8-7)
Played a 15-inning game: at New Mexico St., 2/9/02 (L, 4-3)

IN AN INNING

10+ runs in an inning: 10, vs. Air Force (8th), 3/11/23
15+ runs in an inning: 15, vs. Savannah St., 3/11/05
4+ homers in an inning: 4, at Air Force, 5/19/05
5+ doubles in an inning: 5, at Nevada, 4/21/13
4+ triples in an inning: 4, vs. TAMU-CC (Game 2), 2/21/09^
10+ hits in an inning: 10, vs. New Mexico State, 5/2/23
10+ consecutive hits: 11, vs. Savannah St., 3/11/05*
10+ consecutive batters reach base: 12, vs. Fresno St., 4/13/13
15+ consecutive batters reach base: 16, vs. Savannah St., 3/11/05
Player w/hits from both sides of plate: Sam Haggerty
 vs. Fresno St. 4/12/13

UNM SCORING IN AN INNING

Most runs in top of 1st: 11, at Air Force (5/14/09)
Most runs in top of 2nd: 10, 2x, last at Air Force (4/15/97)
Most runs in top of 3rd: 8, 3x, last at Air Force (4/25/10, Game One)
Most runs in top of 4th: 12, at Air Force (4/15/07)
Most runs in top of 5th: 12, at Air Force (4/17/04)
Most runs in top of 6th: 10, at Air Force (5/19/16)
Most runs in top of 7th: 9, at Air Force (4/16/07)
Most runs in top of 8th: 12, at Utah (4/1/00)
Most runs in top of 9th: 9, at New Mexico St. (2/16/86)
Most runs in top of 10th: 4, at Texas St. (2/11/06)
Most runs in top of 11th: 6, at Arizona (1/30/93)
Most runs in top of 12th: 3, at Washington (4/24/21)
Most runs in top of 13th: N/A
Most runs in top of 14th: N/A
Most runs in top of 15th: 1, vs. Gonzaga at Fresno St. (3/31/72)

Most runs in bottom of 1st: 11, 2x, last vs. St. Bonaventure. (3/4/23)
Most runs in bottom of 2nd: 15, vs. Savannah St. (3/11/05)
Most runs in bottom of 3rd: 13, vs. NM Highlands (2/28/90)
Most runs in bottom of 4th: ... 12, vs. Air Force at UNLV (5/27/04)
Most runs in bottom of 5th: 10, 2x, last vs. Utah (4/22/06)
Most runs in bottom of 6th: 20, vs. Utah (3/13/93)*
Most runs in bottom of 7th: 11, vs. Texas St. (2/18/05)
Most runs in bottom of 8th: 12, 3x, last vs. Fresno St. (4/13/13)
Most runs in bottom of 9th: 9, 2x, last vs. New Mexico St. (3/26/02)
Most runs in bottom of 10th: 7, vs. Louisiana Tech (3/13/10)
Most runs in bottom of 11th: 2, 2x, last vs. Fresno St. (3/13/22)
Most runs in bottom of 12th: 2, vs. UNLV (3/9/14)
Most runs in bottom of 13th: 1, 2x, last vs. Northwestern (3/7/03)
Most runs in bottom of 14th: 1, 2x, last vs. ENMU (2/5-6, 1996)
Most runs in bottom of 15th: N/A

OPPONENT SCORING IN AN INNING

Most runs in top of 1st: 12, vs. BYU (3/26/94)
Most runs in top of 2nd: 9, vs. UC Riverside (4/18/19)
Most runs in top of 3rd: 12, vs. Wichita St. (3/16/89)
Most runs in top of 4th: 11, vs. Rice (4/11/98)
Most runs in top of 5th: 10, 2x, last vs. UNLV (4/3/22)
Most runs in top of 6th: 10, vs. BYU (4/11/02)
Most runs in top of 7th: 11, vs. BYU (4/6/00)
Most runs in top of 8th: 8, 2x, last vs. Rice (4/12/98)
Most runs in top of 9th: 12, vs. BYU (3/18/05, Game Two)

Most runs in top of 10th: 9, vs. San Francisco (3/18/06)
Most runs in top of 11th: 6, vs. Nevada at Las Vegas, Nev. (5/23/14)
Most runs in top of 12th: 1, 4x, last vs. UNLV (3/9/14)
Most runs in top of 13th: 1, 2x, last vs. Columbia (6/1/13)
Most runs in top of 14th: N/A
Most runs in top of 15th: N/A

Most runs in bottom of 1st: 11, at Arizona St. (2/9/80, Game One)
Most runs in bottom of 2nd: 16, at Texas Tech (3/15/22)*
Most runs in bottom of 3rd: 15, at Hawaii (4/22/89)
Most runs in bottom of 4th: 12, 2x, last at Air Force (4/15/90)
Most runs in bottom of 5th: 12, at Cal St. Fullerton (3/7/86)
Most runs in bottom of 6th: 12, at LMU (3/11/86)
Most runs in bottom of 7th: 9, at California (5/14/22)
Most runs in bottom of 8th: 11, vs. Oregon State (2/18/22)
Most runs in bottom of 9th: 4, 7x, last at Air Force (4/15/07)
Most runs in bottom of 10th: 4, at Air Force (4/24/65)
Most runs in bottom of 11th: 2, vs. BYU at San Diego St. (3/31/06)
Most runs in bottom of 12th: 2, vs. BYU at San Diego St. (3/31/06)
Most runs in bottom of 13th: N/A
Most runs in bottom of 14th: N/A
Most runs in bottom of 15th: 1, at New Mexico St. (2/9/02)

SERIES

Swept non-conf. series, home: ..vs. Northern Colo., 2/24-26, 2023
Swept non-conf. series, road: at No. 23 Oklahoma St., 3/14-15, 2017
Swept in non-conf. series, home: vs. Dallas Baptist, 3/4-6, 2016
Swept in non-conf. series, road: at California, 5/13-15/2022
Swept MW series, home: vs. Fresno State, 4/28-30, 2023
Swept MW series, road: at San Jose State, 5/22-23, 2021
Swept multiple MW series in a row: 3, 3/3/17-3/26/17
 at Air Force, vs. San José St., at UNLV
Swept in MW series, home: vs. San Diego State, 3/31-4/2, 2023
Swept in MW series, road: at Air Force, 5/8-9, 2021
Swept in multiple MW series in a row: 3, 4/2-5/9/2021
 at San Diego State, vs. Fresno State, at Air Force

WALK-OFFS

Won on last at-bat: 2/24/24
 Gene Trujillo (PH) vs. S. Dakota State (13-2 run rule, 7 innings)
Back-to-back games won in last at-bat: 2/24/24
 vs. South Dakota State (9-8, 13-2 [run rule, 7 Inn.])
Back-to-back-to-back games won in last at-bat: .. 2/23-2/24/24
 vs. S. Dakota State (12-11, 9-8, 13-2)
Lost on last at-bat: 3/18/23
 at Fresno State (8-9, 9 innings)
Scored two runs in last at-bat: 5/20/22
 vs. South Dakota State (13-2, run rule 7 innings)
Scored three runs in last at-bat: 2/24/24
 vs. Texas Tech (11-10, 9 innings)
Scored four runs in last at-bat: 5/20/22
 vs. Air Force (13-12, 9 innings)
Scored five runs in last at-bat: 5/20/22
 vs. Air Force (13-12, 9 innings)
Scored six runs in last at-bat: 5/20/22
 vs. Air Force (13-12, 9 innings)
Scored seven runs in last at-bat: 5/20/22
 vs. Air Force (13-12, 9 innings)
Scored nine runs in last at-bat: 3/21/99
 vs. TCU (17-16)
Allowed two runs in last at-bat: 3/18/23
 at Fresno State (8-9)
Allowed three runs in last at-bat: 4/2/21
 at San Diego State (9-10)
Allowed four runs in last at-bat: 4/2/21
 at San Diego State (9-10)
Allowed five runs in last at-bat: 4/2/21
 at San Diego State (9-10)
Allowed six runs in last at-bat: 4/2/21
 at San Diego State (9-10)

2024 PITCHING GAME LOGS & CAREER HIGHS

6 | BRIAN MCBROOM | JR. | RIGHT-HANDED PITCHER

Innings.....4.0 (4x, last vs San Jose St. 4/6/23)

Strikeouts..... 6 (2x, last vs San Jose St. 4/6/23)

DATE	OPPONENT	RESULT	IP	H	R/ER	K/BB
------	----------	--------	----	---	------	------

2/17	CSU Bakersfield	SV (1)	1.1	0	0/0	2/0
------	-----------------	--------	-----	---	-----	-----

2/23	S. Dakota St.	W (1-0)	2.0	4	2/2	3/0
------	---------------	---------	-----	---	-----	-----

13 | BRETT RUSSELL | SR. | RIGHT-HANDED PITCHER

Innings.....6.2 (at San Jose St. 3/5/22)

Strikeouts..... 8 (2x, last vs South Dakota St. 2/22/24)

DATE	OPPONENT	RESULT	IP	H	R/ER	K/BB
------	----------	--------	----	---	------	------

2/22	S. Dakota St.	ND (L, 5-11)	5.0	2	4/2	8/0
------	---------------	--------------	-----	---	-----	-----

17 | CRISTIAN MOGEN | FR. | RIGHT-HANDED PITCHER

Innings.....2.0 (vs. CSU Bakersfield, 2/19)

Strikeouts.....

DATE	OPPONENT	RESULT	IP	H	R/ER	K/BB
------	----------	--------	----	---	------	------

2/19	CSU Bakersfield	W (1-0)	2.0	2	0/0	0/0
------	-----------------	---------	-----	---	-----	-----

19 | JUSTIN STILL | JR. | LEFT-HANDED PITCHER

Innings.....5.0 (at California 5/15/22)

Strikeouts..... 6 (at California 5/15/22)

DATE	OPPONENT	RESULT	IP	H	R/ER	K/BB
------	----------	--------	----	---	------	------

2/18	Minnesota	ND (L, 2-11)	3.0	0	0/0	3/2
------	-----------	--------------	-----	---	-----	-----

2/24	S. Dakota St.	W (1-0)	1.0	1	0/0	0/0
------	---------------	---------	-----	---	-----	-----

22 | BEN BAKER-LIVINGSTON | JR. | RIGHT-HANDED PITCHER

Innings.....5.0 (2x, last vs New Mexico St. 3/21/23)

Strikeouts..... 5 (2x, last vs CSU Bakersfield 2/19/23)

DATE	OPPONENT	RESULT	IP	H	R/ER	K/BB
------	----------	--------	----	---	------	------

2/19	CSU Bakersfield	ND (W, 6-2)	4.0	3	0/0	5/1
------	-----------------	-------------	-----	---	-----	-----

2/24	S. Dakota St.	ND (W, 9-8)	2.0	3	2/2	3/0
------	---------------	-------------	-----	---	-----	-----

23 | JAREN JACKSON | SR. | LEFT-HANDED PITCHER

Innings.....7.0 (vs. CSU Pueblo 4/11/23)

Strikeouts..... 6 (2x, last vs South Dakota St. 2/22/24)

DATE	OPPONENT	RESULT	IP	H	R/ER	K/BB
------	----------	--------	----	---	------	------

2/16	Oregon St.	L (0-1)	3.1	9	8/8	4/3
------	------------	---------	-----	---	-----	-----

2/22	S. Dakota St.	L (0-2)	4.0	9	7/7	6/0
------	---------------	---------	-----	---	-----	-----

27 | DAVID LOPEZ | JR. | RIGHT-HANDED PITCHER

Innings.....5.0 (vs. CSUB 2/17/24)

Strikeouts..... 5 (vs. S. Dakota St. 2/23/24)

DATE	OPPONENT	RESULT	IP	H	R/ER	K/BB
------	----------	--------	----	---	------	------

2/17	CSU Bakersfield	W (1-0)	5.0	4	2/2	2/2
------	-----------------	---------	-----	---	-----	-----

2/23	S. Dakota St.	ND (W, 12-11)	4.2	11	7/6	5/2
------	---------------	---------------	-----	----	-----	-----

29 | WYATT HARDY | JR. | RIGHT-HANDED PITCHER

Innings.....3.0 (vs. CSU Bakersfield, 2/19/24)

Strikeouts..... 4 (vs. CSU Bakersfield, 2/19/24)

DATE	OPPONENT	RESULT	IP	H	R/ER	K/BB
------	----------	--------	----	---	------	------

2/19	CSU Bakersfield	SV (1)	3.0	3	2/2	4/0
------	-----------------	--------	-----	---	-----	-----

2/24	S. Dakota St.	ND (W, 13-2)	2.0	2	0/0	3/0
------	---------------	--------------	-----	---	-----	-----

31 | DAYNE PENGELLY | JR. | RIGHT-HANDED PITCHER

Innings.....1.0 (vs. Minnesota 2/18/24)

Strikeouts..... 1 (vs. Minnesota 2/18/24)

DATE	OPPONENT	RESULT	IP	H	R/ER	K/BB
------	----------	--------	----	---	------	------

2/18	Minnesota	L (0-1)	1.0	5	6/6	1/3
------	-----------	---------	-----	---	-----	-----

33 | DAXTON PURSER | JR. | LEFT-HANDED PITCHER

Innings.....2.2 (vs. Minnesota, 2/18/24)

Strikeouts..... 3 (vs. S. Dakota St., 2/123/24)

DATE	OPPONENT	RESULT	IP	H	R/ER	K/BB
------	----------	--------	----	---	------	------

2/18	Minnesota	ND (L, 2-11)	2.2	0	0/0	2/1
------	-----------	--------------	-----	---	-----	-----

2/24	S. Dakota St.	ND (W, 9-8)	2.2	3	2/2	3/2
------	---------------	-------------	-----	---	-----	-----

34 | JOSH BARNHOUSE | JR. | RIGHT-HANDED PITCHER

Innings.....3.1 (at Missouri 3/9/22)

Strikeouts..... 4 (at Texas Tech 2/18/23)

DATE	OPPONENT	RESULT	IP	H	R/ER	K/BB
------	----------	--------	----	---	------	------

2/16	Oregon St.	ND (L, 15-6)	2.2	7	7/7	4/3
------	------------	--------------	-----	---	-----	-----

2/24	S. Dakota St.	ND (W, 9-8)	3.1	7	4/2	3/1
------	---------------	-------------	-----	---	-----	-----

35 | ARTHUR STEINKAMP | SR. | LEFT-HANDED PITCHER

Innings.....4.1 (vs Fresno St. 4/28/23)

Strikeouts..... 4 (at San Diego St. 5/18/23)

DATE	OPPONENT	RESULT	IP	H	R/ER	K/BB
------	----------	--------	----	---	------	------

2/16	Oregon St.	ND (L, 15-6)	2.0	1	0/0	1/1
------	------------	--------------	-----	---	-----	-----

2/23	S. Dakota St.	ND (W, 12-11)	2.1	4	2/1	1/0
------	---------------	---------------	-----	---	-----	-----

38 | BLAKE LEHMBECK | FR. | RIGHT-HANDED PITCHER

Innings.....1.0 (vs. Minnesota 2/18/24)

Strikeouts.....2 (vs. Minnesota 2/18/24)

DATE	OPPONENT	RESULT	IP	H	R/ER	K/BB
------	----------	--------	----	---	------	------

2/18	Minnesota	ND (L, 2-11)	1.0	3	1/1	2/0
------	-----------	--------------	-----	---	-----	-----

39 | RYAN CASTILLO | FR. | RIGHT-HANDED PITCHER

Innings.....0.1 (vs. Minnesota, 2/18/24)

Strikeouts.....

DATE	OPPONENT	RESULT	IP	H	R/ER	K/BB
------	----------	--------	----	---	------	------

2/18	Minnesota	ND (L, 2-11)	0.1	2	4/3	0/2
------	-----------	--------------	-----	---	-----	-----

40 | WIL BANNISTER | SR. | RIGHT-HANDED PITCHER

Innings.....2.2 (vs. CSUB 2/17/24)

Strikeouts..... 5 (vs. S. Dakota St. 2/24/24)

DATE	OPPONENT	RESULT	IP	H	R/ER	K/BB
------	----------	--------	----	---	------	------

2/17	CSU Bakersfield	ND (W, 4-3)	2.2	3	1/1	0/0
------	-----------------	-------------	-----	---	-----	-----

2/24	S. Dakota St.	W (1-0)	5.0	7	2/2	5/2
------	---------------	---------	-----	---	-----	-----

1 | JORDAN MARTINEZ | SO. | RIGHT-HANDED PITCHER

Innings.....3.0 (St. Bonaventure, 3/4/23)

Strikeouts..... 1 (CSU Pueblo, 4/12/23)

25 | LUKE WISEMAN | JR. | RIGHT-HANDED PITCHER

Innings.....

Strikeouts.....

41 | BLANE ROMERO | SR. | RIGHT-HANDED PITCHER

Innings.....3.1 (vs. Rice, 2/28/23)*

Strikeouts..... 4 (vs. Rice, 2/28/23)*

*While playing for Sam Houston St. (2022, 2023)

49 | CAYNE KILLION | FR. | RIGHT-HANDED PITCHER

Innings.....

Strikeouts.....

2024 UNM BATTING / FIELDING SEASON & CAREER HIGHS

2 | CHASE WEISSENBORN | SR. | SHORTSTOP

CATEGORY	'24 SEASON	CAREER
Hits.....	1 (2x, last vs CSUB, 2/19)	4 (2x, last 3/11/23)
Runs.....		3 (2x, last 5/7/22)
RBI's.....	3 (vs. Oregon St., 2/16/24)	3 (4x, last 3/11/23)
Walks.....		2 (5x, last 4/6/23)
Putouts.....	4 (vs. CSUB, 2/17)	5 (vs. AFA 4/23/23)
Assists.....	3 (vs. Oregon St., 2/16)	8 (vs. AFA 3/10/23)
Hit Streak.....		8 games (5/2 - 5/14/23)
On Base Streak.....		16 games (3/15 - 4/19/22)

3 | DEVON DIXON | SR. | SECOND BASEMAN

CATEGORY	'24 SEASON	CAREER
Hits.....	1 (5x, last vs. S. Dakota St., 2/24)	3 (3x, last 5/6/23)
Runs.....	2 (vs. S. Dakota St., 2/22)	4 (vs. N. Colo., 2/24/23)
RBI's.....	1 (2x, last vs. S. Dakota St., 2/23)	4 (vs. Fresno St., 3/18/23)
Walks.....		3 (vs. St. Bona., 3/4/23)
Putouts.....	3 (vs. Oregon St. 2/16)	4 (4x, last 5/12/23)
Assists.....	4 (2x, last vs. S. Dakota St. 2/24)	7 (vs. Nevada, 5/12/23)
Hit Streak.....	5 (2/19 - present)	8 games (4/28 - 5/12/23)
On Base Streak.....	5 (2/19 - present)	8 games (4/28 - 5/12/23)

4 | TYE WOOD | JR. | OUTFIELDER

CATEGORY	'24 SEASON	CAREER
Hits.....	1 (6x, last vs. S. Dakota St., 2/24)	Same
Runs.....	2 (vs. S. Dakota St., 2/24)	Same
RBI's.....	1 (2x, last vs. S. Dakota St. 2/24)	Same
Walks.....	2 (2x, last vs. vs. S. Dakota St., 2/24)	Same
Putouts.....	6 (vs. vs. S. Dakota St., 2/24)	Same
Assists.....		
Hit Streak.....	6 games (2/16 - present)	Same
On Base Streak.....	6 games (2/16 - present)	Same

5 | COOPER BRASS | FR. | OUTFIELDER

CATEGORY	'24 SEASON	CAREER
Hits.....		
Runs.....		
RBI's.....		
Walks.....		
Putouts.....		
Assists.....		
Hit Streak.....		
On Base Streak.....		

7 | DEREK MONTIJO | FR. | INFILDE/OUTFIELD

CATEGORY	'24 SEASON	CAREER
Hits.....		
Runs.....		
RBI's.....		
Walks.....		
Putouts.....		
Assists.....		
Hit Streak.....		
On Base Streak.....		

8 | KONNER KINKADE | SR. | INFILDE/OUTFIELD

CATEGORY	'24 SEASON	CAREER
Hits.....	2 (2x, last vs. S. Dakota St. 2/24)	2 (4x, last 2/24/24)
Runs.....	2 (2x, last vs. S. Dakota St. 2/22)	2 (3x, last 2/22/24)
RBI's.....	3 (vs. S. Dakota St. 2/24)	Same
Walks.....	2 (vs. S. Dakota St. 2/24)	2 (3x, last 2/24/24)
Putouts.....	2 (4x, last vs. S. Dakota St. 2/24)	4 (4x, last 5/12/23)
Assists.....	4 (vs. S. Dakota St. 2/24)	8 (vs. TTU, 3/28/23)
Hit Streak.....	5 games (2/19 - present)	Same
On Base Streak.....	5 games (2/19 - present)	7 games (3/25 - 4/8/23)

9 | JOSH MCALISTER | JR. | INFILDER

CATEGORY	'24 SEASON	CAREER
Hits.....	2 (2x, last vs. S. Dakota St., 2/24)	4 (vs. CSUB 4/11/23)*
Runs.....	1 (6x, last vs. S. Dakota St., 2/24)	2 (7x, last 2/16/24)*
RBI's.....	1 (3x, last vs. S. Dakota St., 2/24)	3 (3x, last 4/16/23)*
Walks.....	1 (3x, last vs. S. Dakota St., 2/23)	3 (vs. Missis. St., 3/3/23)*
Putouts.....	1 (2x, last vs. S. Dakota St., 2/24)	7 (vs. CSUB, 3/11/23)*
Assists.....	3 (vs. Minnesota 2/18)	5 (vs. Maryland, 4/14/23)*
Hit Streak.....	4 games (2/19-24)	5 games (2/18 - 25/23)*
On Base Streak.....	8 games (2/16 - present)	10 games (3/5 - 25/23)*

10 | AUSTIN MUNGUIA | JR. | CATCHER

CATEGORY	'24 SEASON	CAREER
Hits.....		
Runs.....		
RBI's.....		
Walks.....		
Putouts.....	2 (vs. Minnesota, 2/18)	Same
Assists.....		
Hit Streak.....		
On Base Streak.....		

11 | SEAN STEPHENS | SR. | OUTFIELDER

CATEGORY	'24 SEASON	CAREER
Hits.....	3 (vs. S. Dakota St., 2/23)	5 (vs. Nevada, 5/7/22)
Runs.....	2 (vs. S. Dakota St., 2/23)	5 (vs. Nevada, 5/7/22)
RBI's.....	2 (2x, last vs. S. Dakota St., 2/24)	4 (vs. Nevada, 5/7/22)
Walks.....	2 (2x, last vs. S. Dakota St., 2/23)	2 (2x, last 2/19/24)
Putouts.....	4 (vs. CSUB, 2/19)	5 (4x, last 5/19/23)
Assists.....		1 (2x, last 2/25/23)
Hit Streak.....	3 games (2/17 - 2/23)	5 games (4/3 - 10/22)
On Base Streak.....	5 games (2/19 - present)	17 games (3/15 - 4/29/22)

12 | WILL ASBY | SR. | OUTFIELDER

CATEGORY	'24 SEASON	CAREER
Hits.....	3 (vs. CSUB, 2/17)	3 (3x, last 2/17/2024)*
Runs.....	2 (2x, last S. Dakota St. 2/24)	3 (vs. San Diego, 4/23/23)*
RBI's.....	4 (vs. S. Dakota St., 2/24)	4 (vs. San Diego, 4/23/23)*
Walks.....	2 (2x, last vs. S. Dakota St. 2/24)	2 (3x, last 2/24/24)*
Putouts.....	3 (vs. CSUB, 2/17)	4 (2x, last 5/18/23)*
Assists.....		2 (vs. San Jose St., 5/9/23)*
Hit Streak.....	3 games (2/23 - present)	6 games (3/24 - 4/2/23)*
On Base Streak.....	3 games (2x, last 2/23 - present)	9 games (3/15 - 4/2/23)*

14 | AKILI CARRIS | SO. | INFILDER

CATEGORY	'24 SEASON	CAREER
Hits.....		1 (vs. N. Color., 2/24/23)
Runs.....		2 (vs. N. Colo., 2/24/23)
RBI's.....		
Walks.....		
Putouts.....	1 (2x, last vs. St. Bona., 3/4/23)	
Assists.....	3 (vs. N. Colo., 2/24/23)	
Hit Streak.....		
On Base Streak.....		

15 | KHALIL WALKER | JR. | OUTFIELDER

CATEGORY	'24 SEASON	CAREER
Hits.....	2 (vs. S. Dakota St., 2/23)	Same
Runs.....	3 (vs. S. Dakota St., 2/23)	Same
RBI's.....	1 (2x, last vs. S. Dakota St., 2/23)	Same
Walks.....	3 (vs. Oregon St., 2/16)	Same
Putouts.....	3 (2x, last vs. S. Dakota St., 2/24)	Same
Assists.....		
Hit Streak.....	3 games (2/22 - present)	Same
On Base Streak.....	3 games (2/22 - present)	Same

2024 BATTING / FIELDING SEASON & CAREER HIGHS

18 | JAKE HOLLAND | SR. | CATCHER

CATEGORY	'24 SEASON	CAREER
Hits.....	2 (vs. Oregon St. 2/16).....	3 (4x, last 5/14/23)
Runs.....	2 (vs. Oregon St. 2/16).....	2 (10x, last 2/16/24)
RBI's	1 (3x, last vs. S. Dakota St. 2/22).....	5 (vs. St. Bona., 3/3/23)
Walks.....	1 (vs. CSUB 2/19).....	1 (16x, last 2/19/24)
Putouts.....	14 (vs. S. Dakota St. 2/22).....	13 (vs. Oregon St., 2/17/23)
Assists	1 (vs. Oregon St. 2/16).....	3 (vs. Fresno St., 4/30/23)
Hit Streak.....	2 games (2x, last 2/22 - present).....	10 games
On Base Streak....	5 games (2/16 - present).....	14 games

20 | LUKE BANISTER | JR. | CATCHER

CATEGORY	'24 SEASON	CAREER
Hits.....		
Runs.....		
RBI's		
Walks.....		
Putouts.....		
Assists		
Hit Streak.....		
On Base Streak....		

24 | KYLE SMITH | SR. | CATCHER

CATEGORY	'24 SEASON	CAREER
Hits.....	2 (vs. S. Dakota St. 2/23).....	4 (vs. UNLV, 4/24/22)
Runs.....	2 (2x, last vs. S. Dakota St. 2/24).....	3 (2x, last 4/29/23)
RBI's	1 (2x, last vs. S. Dakota St. 2/23).....	6 (vs. UNLV, 4/24/22)
Walks.....	2 (vs. S. Dakota St. 2/23).....	2 (4x, last 4/29/23)
Putouts.....	10 (vs. CSUB, 2/19).....	9 (3x, last 2/25/23)
Assists		2 (5x, last 4/7/23)
Hit Streak.....	3 games (2/19 - present).....	7 games
On Base Streak....	5 games (2/16 - present).....	18 games

26 | LUKE MANSY | SO. | INFIELDER/OUTFIELDER

CATEGORY	'24 SEASON	CAREER
Hits.....	3 (vs. S. Dakota St. 2/24).....	Same
Runs.....	3 (vs. S. Dakota St. 2/24).....	Same
RBI's	2 (vs. S. Dakota St. 2/23).....	Same
Walks.....	1 (2x, vs. CSUB, 2/19).....	Same
Putouts.....	2 (vs. S. Dakota St. 2/23).....	Same
Assists	4 (vs. S. Dakota St. 2/23).....	Same
Hit Streak.....	3 games (2/19 - present).....	Same
On Base Streak....	3 games (2/19 - present).....	Same

30 | REED SPENRATH | SR. | FIRST BASEMAN

CATEGORY	'24 SEASON	CAREER
Hits.....	2 (2x, last vs. S. Dakota St. 2/24).....	4 (4x, last 4/8/23)
Runs.....	3 (vs. S. Dakota St. 2/24).....	4 (vs. St. Bona., 3/3/23)
RBI's	3 (vs. S. Dakota St. 2/23).....	6 (2x, last 4/6/23)
Walks.....	2 (vs. S. Dakota St. 2/24).....	3 (3x, last 3/4/23)
Putouts.....	9 (2x, last vs. S. Dakota St. 2/24).....	15 (vs. NM St., 3/21/23)
Assists	2 (2x, last vs. Minnesota 2/18).....	2 (3x, last 2/18/24)
Hit Streak.....	4 game (2/22 - present).....	16 games
On Base Streak....	8 games (2/16 - present).....	16 games

43 | GENE TRUJILLO | FR. | FIRST BASEMAN

CATEGORY	'24 SEASON	CAREER
Hits.....	1 (vs. S. Dakota St. 2/24).....	Same
Runs.....	1 (vs. S. Dakota St. 2/24).....	Same
RBI's	2 (vs. S. Dakota St. 2/24).....	Same
Walks.....		
Putouts.....	1 (vs. Minnesota 2/18).....	Same
Assists		
Hit Streak.....	1 (2/24 - present).....	Same
On Base Streak....	1 (2/24 - present).....	Same

44 | VASCON SMITH | FR. | OUTFIELDER

CATEGORY	'24 SEASON	CAREER
Hits.....		
Runs.....		
RBI's		
Walks.....		
Putouts.....		
Assists		
Hit Streak.....		
On Base Streak....		

47 | ETHAN OTT | JR. | INFIELDER/DH

CATEGORY	'24 SEASON	CAREER
Hits.....	2 (2x, last vs. S. Dakota St. 2/24).....	4 (4x, last 3/10/23)*
Runs.....	1 (vs. S. Dakota St. 2/23).....	5 (vs. VA Wise, 2/10/23)*
RBI's	2 (2x, last vs. S. Dakota St. 2/23).....	5 (vs. Clarion, 3/6/22)*
Walks.....	3 (vs. CSUB 2/19).....	4 (vs. Erskine, 4/1/23)*
Putouts.....	7 (vs. CSUB 2/19).....	14 (2x, last 5/20/23)*
Assists		4 (vs. Southern Wesleyan 2/19/22)*
Hit Streak.....	2(2x, last 2/23 - present).....	11 games (3/4 - 4/6/23)*
On Base Streak....	5 games (2/16 - present).....	21 games*

48 | ANDREW NEIL | JR. | INFIELDER/PITCHER

CATEGORY	'24 SEASON	CAREER
Hits.....		
Runs.....	1 (2x, last vs. S. Dakota St. 2/24).....	Same
RBI's		
Walks.....		
Putouts.....		
Assists		
Hit Streak.....		
On Base Streak....		

2024 STREAKS / STARTERS SUMMARY

Multiple Hit Games	2	3	4	5+	Total
11 STEPHENS, Sean	2	1	-	-	3
30 SPENRATH, Reed	2	-	-	-	2
8 KINKADE, Konner	2	-	-	-	2
47 OTT, Ethan	2	-	-	-	2
12 ASBY, Will	1	1	-	-	2
9 MCALISTER, Josh	2	-	-	-	2
26 MANSY, Luke	-	1	-	-	1
24 SMITH, Kyle	1	-	-	-	1
15 WALKER, Khalil	1	-	-	-	1
18 HOLLAND, Jake	1	-	-	-	1
TEAM	14	3	0	0	17

Multiple RBI Games	2	3	4	5+	Total
47 OTT, Ethan	2	-	-	-	2
8 KINKADE, Konner	1	1	-	-	2
11 STEPHENS, Sean	2	-	-	-	2
12 ASBY, Will	-	1	1	-	2
43 TRUJILLO, Gene	1	-	-	-	1
30 SPENRATH, Reed	-	1	-	-	1
26 MANSY, Luke	1	-	-	-	1
2 WEISSENBORN, Ch	-	1	-	-	1
TEAM	7	4	1	0	12

Hitting Streaks	Longest	Current
4 WOOD, Tye	6	6
3 DIXON, Devon	5	5
8 KINKADE, Konner	5	5
47 OTT, Ethan	4	4
9 MCALISTER, Josh	4	-
30 SPENRATH, Reed	4	4
11 STEPHENS, Sean	3	1
26 MANSY, Luke	3	3
15 WALKER, Khalil	3	3
24 SMITH, Kyle	3	3
12 ASBY, Will	3	3
18 HOLLAND, Jake	2	2
43 TRUJILLO, Gene	1	1
2 WEISSENBORN, Ch	1	1

Reached Base Streaks	Longest	Current
30 SPENRATH, Reed	8	8
9 MCALISTER, Josh	8	8
4 WOOD, Tye	6	6
47 OTT, Ethan	5	5
8 KINKADE, Konner	5	5
3 DIXON, Devon	5	5
11 STEPHENS, Sean	5	5
18 HOLLAND, Jake	5	5
24 SMITH, Kyle	5	5
15 WALKER, Khalil	3	3
12 ASBY, Will	3	3
26 MANSY, Luke	3	3
2 WEISSENBORN, Ch	1	1
43 TRUJILLO, Gene	1	1

STARTERS SUMMARY

		Position											Batting Order								
Player	GS	p	c	1b	2b	3b	ss	lf	cf	rf	of	dh	1st	2nd	3rd	4th	5th	6th	7th	8th	9th
9 MCALISTER, Jo	8	8	3	3	2	.	.
30 SPENRATH, Re	7	.	.	7	4	1	1	1	.	.
3 DIXON, Devon	7	.	.	.	3	.	4	7	.
11 STEPHENS, Se	7	7	.	.	.	2	5
12 ASBY, Will	6	5	.	1	.	2	2	1	.	1	.	.	.
4 WOOD, Tye	6	3	.	3	.	.	.	1	.	.	.	2	3	.	.
18 HOLLAND, Jak	5	.	4	1	.	.	3	.	2
15 WALKER, Khalil	5	4	1	.	.	.	5
8 KINKADE, Konn	5	.	.	.	4	.	.	1	1	1	2	1	.
47 OTT, Ethan	5	.	.	1	4	.	.	2	3
2 WEISSENBORN	4	4	1	3
24 SMITH, Kyle	4	.	4	1	1	.	1	1	.	.	.
26 MANSY, Luke	3	.	.	.	1	2	.	2	.	.	1
22 BAKER-LIVING	2	2
27 LOPEZ, David	2	2
23 JACKSON, Jare	2	2
40 BANNISTER, W	1	1
31 PENGELLY, Da	1	1

2023 NEW MEXICO OVERALL STATS

Record: 26-25 Home: 17-11 Away: 6-13 Neutral: 3-1 MW: 13-17

Date	Opponent	Score	Player	avg	slug	ob%	g	ab	r	h	2b	3b	hr	rbi	bb	so	sb	cs	e
#2/17	vs #23 Oregon State	w 7-2	DITZENBERGER, D	.437	.563	.490	37	135	42	59	9	1	2	27	15	19	6	0	2
#2/18	vs UC Santa Barbara	w 3-1	ASHBY, Lenny Juni	.381	.595	.455	51	210	46	80	18	0	9	51	26	25	0	1	4
#2/19	vs #23 Oregon State	L 6-14	RUNION, Braydon	.357	.629	.398	51	213	48	76	23	4	9	56	11	51	1	2	1
#2/20	vs Minnesota	w 4-3	HOLLAND, Jake	.333	.633	.371	41	150	29	50	7	1	12	39	8	32	0	0	2
2/24	NORTHERN COLORADO	w 30-1	SPENRATH, Reed	.321	.721	.421	50	190	54	61	11	4	19	65	34	70	3	0	2
2/25	NORTHERN COLORADO	w 11-3	DAVID, Jeffrey	.306	.472	.349	42	193	38	59	13	5	3	41	11	27	3	2	6
2/25	NORTHERN COLORADO	w 18-2	PIGFORD, Deylan	.297	.503	.389	45	145	39	43	9	3	5	13	17	35	8	2	4
3/3	ST. BONAVENTURE	w 14-4	WEISSENBORN, C	.291	.385	.360	51	179	36	52	10	2	1	27	19	37	3	0	8
3/4	ST. BONAVENTURE	L 8-17	DIXON, Devon	.274	.445	.346	49	164	38	45	10	0	6	27	16	29	2	1	6
3/4	ST. BONAVENTURE	w 20-3	-----																
3/5	ST. BONAVENTURE	w 16-6	HERD, Caleb	.429	.571	.556	9	7	3	3	1	0	0	1	2	1	0	0	0
3/7	at Texas Tech	L 3-6	OLSON, Justin	.367	.822	.504	37	90	24	33	2	0	13	31	25	27	0	0	2
*3/10	AIR FORCE	L 7-9	STEPHENS, Sean	.349	.508	.388	37	63	11	22	5	1	1	8	3	11	4	2	1
*3/11	AIR FORCE	w 15-0	SMITH, Kyle	.271	.614	.469	28	70	17	19	3	3	5	13	16	17	2	0	0
*3/12	AIR FORCE	w 11-4	KINKADE, Konner	.268	.446	.425	35	56	13	15	4	0	2	12	15	8	0	0	4
3/14	at Grand Canyon	L 8-11	CARRIS, Akili	.143	.143	.250	8	7	2	1	0	0	0	0	0	2	0	0	1
*3/17	at Fresno State	L 3-5	FELIX, Dominic	.000	.000	.125	6	7	1	0	0	0	0	1	1	0	0	0	1
*3/18	at Fresno State	L 8-9	DEWYER, Trent	.000	.000	.000	2	0	0	0	0	0	0	0	0	0	0	0	0
*3/19	at Fresno State	w 7-2	STANFIELD, Alec	.000	.000	.000	1	0	0	0	0	0	0	0	0	0	0	0	0
3/21	NEW MEXICO STATE	L 0-2	STEINKAMP, Arthu	.000	.000	.000	15	0	0	0	0	0	0	0	0	0	0	0	0
*3/24	at Nevada	w 9-5	STILL, Justin	.000	.000	.000	17	0	0	0	0	0	0	0	0	0	0	0	0
*3/25	at Nevada	w 12-1	JACKSON, Jaren	.000	.000	.000	12	0	0	0	0	0	0	0	0	0	0	0	0
3/28	#22 TEXAS TECH	w 11-10	ITURRALDE, Adolfo	.000	.000	.000	8	0	0	0	0	0	0	0	0	0	0	0	0
*3/31	SAN DIEGO STATE	L 3-5	FLORES, Junior	.000	.000	.000	1	0	0	0	0	0	0	0	0	0	0	0	0
*4/1	SAN DIEGO STATE	L 1-3	MARTINEZ, Jordan	.000	.000	.000	5	0	0	0	0	0	0	0	0	0	0	0	0
*4/2	SAN DIEGO STATE	L 7-19	RUSSELL, Brett	.000	.000	.000	5	0	0	0	0	0	0	0	0	0	0	0	0
*4/6	SAN JOSE STATE	w 16-8	BAKER-LIVINGSTO	.000	.000	.000	10	0	0	0	0	0	0	0	0	0	0	0	0
*4/7	SAN JOSE STATE	L 3-8	GALLEGOS, Isaac	.000	.000	.000	12	0	0	0	0	0	0	0	0	0	0	0	0
*4/8	SAN JOSE STATE	L 3-14	HUDSON, Terrell	.000	.000	.000	10	0	0	0	0	0	0	0	0	0	0	0	0
4/11	CSU PUEBLO	w 8-7	LIVELY, Tristin	.000	.000	.000	13	0	0	0	0	0	0	0	0	0	0	0	1
4/12	CSU PUEBLO	L 6-8	MCBROOM, Brian	.000	.000	.000	25	0	0	0	0	0	0	0	0	0	0	0	1
4/18	at New Mexico State	w 13-0	EGLOFF, Riley	.000	.000	.000	13	0	0	0	0	0	0	0	0	0	0	0	2
*4/21	at Air Force	L 6-9	BANNISTER, Wil	.000	.000	.000	16	0	0	0	0	0	0	0	0	0	0	0	1
*4/23	at Air Force	w 12-1	Totals	.329	.560	.407	51	1879	441	618	125	24	87	412	219	391	32	10	49
*4/23	at Air Force	L 8-13	Opponents	.304	.464	.370	51	1770	324	538	112	23	42	300	155	341	32	16	61
4/25	at Arizona	L 8-11																	

LOB - Team (414), Opp (376). DPs turned - Team (48), Opp (33). CI - Team (0), Opp (1). IBB - Team (6), SPENRATH, R. 3, OLSON, J. 2, PIGFORD, D. 1, Opp (8). Picked off - PIGFORD, D. 1, DIXON, D. 1, STEPHENS, S. 1, DAVID, J. 1.

Player	era	w-l	app	gs	cg	sh	sv	ip	h	r	er	bb	so	avg	hr
GALLEGOS, Isaac	4.35	4-2	12	12	0	0	0	70.1	69	46	34	32	60	.253	4
LIVELY, Tristin	4.42	6-4	13	13	1	0	0	77.1	83	42	38	23	62	.277	5
EGLOFF, Riley	6.05	7-3	13	13	0	0	0	74.1	95	55	50	21	67	.310	12

DEWYER, Trent	0.00	0-0	2	0	0	0	0	2.2	3	0	0	0	1	.300	0
STEINKAMP, Arthur	2.81	0-1	15	0	0	0	0	25.2	27	12	8	4	12	.273	1
ITURRALDE, Adolfo	4.00	0-0	8	0	0	0	0	9.0	9	5	4	2	9	.281	1
MCBROOM, Brian	5.53	4-2	25	0	0	0	3	40.2	47	28	25	11	39	.290	3
STILL, Justin	5.91	0-1	17	0	0	0	0	21.1	22	14	14	16	20	.268	1
JACKSON, Jaren	7.46	3-2	12	8	0	0	1	44.2	61	38	37	12	32	.318	2
HUDSON, Terrell	8.10	1-2	10	0	0	0	0	13.1	18	12	12	4	10	.327	4
BAKER-LIVINGSTON	8.62	0-4	10	4	0	0	0	24.0	40	24	23	10	10	.374	1
BANNISTER, Wil	9.47	1-3	16	1	0	0	1	19.0	31	21	20	8	11	.369	3
MARTINEZ, Jordan	12.86	0-0	5	0	0	0	0	7.0	10	10	10	5	1	.357	1
RUSSELL, Brett	17.47	0-1	5	0	0	0	0	5.2	16	12	11	4	7	.500	3
STANFIELD, Alec	54.00	0-0	1	0	0	0	0	0.1	3	2	2	2	0	1.000	0
FLORES, Junior	81.00	0-0	1	0	0	0	0	0.1	4	3	3	1	0	.800	1
Totals	5.95	26-25	51	51	1	2	5	435.2	538	324	288	155	341	.304	42
Opponents	8.02	25-26	51	51	1	2	15	433.1	618	441	386	219	391	.329	87

PB - Team (2), SMITH, K. 2, Opp (2). Pickoffs - Team (2), EGLOFF, R. 2, Opp (3). SBA/ATT - HOLLAND, J. (25-31), SMITH, K. (7-17), GALLEGOS, I. (7-10), LIVELY, T. (5-9), JACKSON, J. (8-8), EGLOFF, R. (6-8), MCBROOM, B. (1-4), ITURRALDE, A (1-3), BAKER-LIVING (2-3), STILL, J. (1-2), STEINKAMP, A (1-1).

2023 NCAA RANKING SUMMARY

Statistic	National Rank	Conference Rank	Value	National Leader	Value	Conference Leader	Value
Base on Balls (295 ranked)	214	3	219	Wake Forest	424	Air Force	258
Batting Average (295 ranked)	3	1	0.329	Alabama St.	0.332	New Mexico	0.329
Double Plays (294 ranked)	33	2	48	Southern Ill. UNC Greensboro	61	San Jose St.	49
Double Plays Per Game (295 ranked)	9	1	0.94	Southern Ill.	1.07	New Mexico	0.94
Doubles (295 ranked)	43	3	125	Virginia	172	Air Force	140
Doubles Per Game (295 ranked)	5	1	2.45	Virginia	2.65	New Mexico	2.45
Earned Run Average (295 ranked)	148	4	5.95	Wake Forest	2.83	San Diego St.	4.87
Fielding Percentage (295 ranked)	78	2	0.974	Oral Roberts	0.984	Air Force	0.975
Hit Batters (295 ranked)	282	7	43	Iona	121	Nevada	71
Hit by Pitch (295 ranked)	286	7	37	Campbell	146	Air Force	72
Hits (295 ranked)	32	2	618	Virginia	766	Air Force	631
Hits Allowed Per Nine Innings (295 ranked)	253	5	11.11	Wake Forest	6.59	San Diego St.	8.48
Home Runs (295 ranked)	53	1	87	Florida	146	New Mexico	87
Home Runs Per Game (295 ranked)	31	1	1.71	FGCU	2.37	New Mexico	1.71
On Base Percentage (295 ranked)	31	1	0.407	Campbell	0.439	New Mexico	0.407
Runs (295 ranked)	57	1	441	LSU	634	New Mexico	441
Sacrifice Bunts (293 ranked)	291	7	4	Wofford	86	Fresno St.	25
Sacrifice Flies (295 ranked)	260	7	15	UC Irvine	52	UNLV	34
Scoring (295 ranked)	10	1	8.6	FGCU	9.6	New Mexico	8.6
Shutouts (165 ranked)	100	3	2	LSU	12	Fresno St. San Diego St.	4 4
Slugging Percentage (295 ranked)	4	1	0.560	FGCU	0.592	New Mexico	0.560
Stolen Bases (295 ranked)	262	3	32	VMI	192	San Diego St.	72
Stolen Bases Per Game (295 ranked)	250	3	0.63	VMI	3.49	San Diego St.	1.36
Strikeout-to-Walk Ratio (295 ranked)	59	3	2.20	Wake Forest	4.26	Fresno St.	2.45
Strikeouts Per Nine Innings (295 ranked)	263	6	7.0	Wake Forest	12.1	San Diego St.	9.7
Triple Plays (2 ranked)				Lafayette	2		
Triples (295 ranked)	5	1	24	Michigan St.	30	New Mexico	24
Triples Per Game (295 ranked)	5	1	0.47	Michigan St.	0.55	New Mexico	0.47
WHIP (295 ranked)	130	3	1.59	Wake Forest	1.05	San Diego St.	1.41
WL Pct (295 ranked)	149	3	0.510	Wake Forest	0.818	San Jose St.	0.534
Walks Allowed Per Nine Innings (295 ranked)	10	1	3.20	Wofford	2.38	New Mexico	3.20

2023 MOUNTAIN WEST BY RPI

Team	Conference	Adj. RPI	Adj. RPI Value	Prev Adj. RPI	RPI	Orig RPI Value	WL	Adj. Non-Conf RPI	Non-Conf Record	Conf. Record	Road WL	Q1	Q2	Q3	Q4	vs TOP 100	vs below 150	NC SOS	SOS
San Jose St.	Mountain West	105	0.51683	105	105	0.51683	31-27	123	10-15	21-12	14-16	1-3	0-3	1-3	29-18	2-9	21-8	28	116
Air Force	Mountain West	140	0.49908	140	140	0.49908	28-31	162	9-16	19-15	9-20	0-1	0-3	4-6	24-21	4-10	13-12	101	139
San Diego St.	Mountain West	148	0.49538	149	148	0.49538	24-29	200	6-16	18-13	8-16	1-3	0-1	2-11	21-14	3-15	15-7	23	88
Fresno St.	Mountain West	177	0.48199	178	177	0.48199	30-27	192	13-12	17-15	7-13	0-0	0-1	3-4	27-22	3-5	22-11	184	205
UNLV	Mountain West	209	0.47164	211	209	0.47164	21-30	129	9-12	12-18	7-18	0-2	1-2	1-4	19-22	2-8	10-11	92	175
Nevada	Mountain West	220	0.46668	221	220	0.46668	20-33	140	10-13	10-20	9-18	0-0	1-1	2-5	17-27	3-6	9-16	68	138
New Mexico	Mountain West	243	0.45326	244	241	0.45506	25-24	225	12-7	13-17	6-13	0-0	2-2	1-2	22-20	3-4	18-9	299	290

2023 NEW MEXICO HITTING ANALYSIS

Player	vs left			vs right			w/runners			w/bases empty			w/bases loaded			as leadoff			fly	gnd	fly/
	h	ab	avg	h	ab	avg	h	ab	avg	h	ab	avg	h	ab	avg	rch	ops	pct	out	out	gnd
34 ASHBY, Lenny Junior	21	63	.333	59	147	.401	42	111	.378	38	99	.384	5	6	.833	17	39	.436	58	44	1.3
14 CARRIS, Akili	1	2	.500	0	5	.000	0	4	.000	1	3	.333	0	0	---	0	1	.000	2	2	1.0
7 DAVID, Jeffrey	15	52	.288	44	141	.312	36	108	.333	23	85	.271	2	4	.500	10	35	.286	51	50	1.0
33 DITZENBERGER, Dyl	18	39	.462	41	96	.427	30	55	.545	29	80	.363	1	1	1.000	22	58	.379	26	30	0.9
3 DIXON, Devon	15	44	.341	30	120	.250	25	88	.284	20	76	.263	3	8	.375	9	33	.273	49	37	1.3
44 FELIX, Dominic	0	2	.000	0	5	.000	0	5	.000	0	2	.000	0	1	.000	0	2	.000	3	4	0.8
29 HERD, Caleb	0	1	.000	3	6	.500	3	5	.600	0	2	.000	0	0	---	1	1	1.000	1	2	0.5
18 HOLLAND, Jake	12	39	.308	38	111	.342	30	77	.390	20	73	.274	4	11	.364	14	33	.424	33	30	1.1
8 KINKADE, Konner	4	16	.250	11	40	.275	9	29	.310	6	27	.222	1	1	1.000	5	10	.500	21	12	1.8
25 OLSON, Justin	8	17	.471	25	73	.342	19	43	.442	14	47	.298	1	4	.250	10	20	.500	17	13	1.3
4 PIGFORD, Deylan	10	42	.238	33	103	.320	15	70	.214	28	75	.373	0	4	.000	15	37	.405	44	23	1.9
15 RUNION, Braydon	20	63	.317	56	150	.373	51	133	.383	25	80	.313	3	6	.500	15	36	.417	46	39	1.2
24 SMITH, Kyle	8	29	.276	11	41	.268	11	30	.367	8	40	.200	1	5	.200	10	22	.455	21	13	1.6
30 SPENRATH, Reed	16	57	.281	45	133	.338	36	104	.346	25	86	.291	2	4	.500	22	49	.449	45	16	2.8
11 STEPHENS, Sean	7	25	.280	15	38	.395	7	29	.241	15	34	.441	1	2	.500	4	14	.286	16	14	1.1
12 WEISSENBORN, Cha	10	46	.217	42	133	.316	23	81	.284	29	98	.296	3	6	.500	16	49	.327	58	34	1.7
Totals	165	537	.307	453	1342	.338	337	972	.347	281	907	.310	27	63	.429	170	439	.387	491	363	1.4
Opponents	114	378	.302	424	1392	.305	270	875	.309	268	895	.299	23	58	.397	168	446	.377	412	481	0.9

Player	pinch hitting			w/runners in scoring pos			w/runner on 3rd and LT 2 out			with 2 outs			success adv runners			2- rch	rnrs	rnrs	rch	rch	kl
	h	ab	avg	h	ab	avg	rbi	ops	pct	h	ab	avg	adv	ops	pct	rbi	w/out	lob	err	fc	kl
34 ASHBY, Lenny Junior	0	0	---	29	76	.382	16	21	.762	25	64	.391	75	125	.600	16	19	28	4	5	10
14 CARRIS, Akili	0	4	.000	0	2	.000	0	0	---	0	1	.000	0	4	.000	0	0	1	0	0	0
7 DAVID, Jeffrey	0	0	---	22	55	.400	10	15	.667	16	49	.327	57	116	.491	21	14	29	6	12	9
33 DITZENBERGER, Dyl	0	0	---	25	39	.641	9	10	.900	19	36	.528	40	63	.635	10	4	13	4	6	6
3 DIXON, Devon	1	1	1.000	15	53	.283	7	11	.636	16	53	.302	36	95	.379	6	2	45	4	9	4
44 FELIX, Dominic	0	4	.000	0	3	.000	1	2	.500	0	0	---	2	5	.400	0	1	2	0	1	0
29 HERD, Caleb	2	3	.667	2	4	.500	1	1	1.000	1	3	.333	5	6	.833	0	2	2	0	0	0
18 HOLLAND, Jake	0	5	.000	17	48	.354	7	12	.583	12	45	.267	34	79	.430	9	1	41	5	4	8
8 KINKADE, Konner	3	11	.273	7	19	.368	3	3	1.000	3	16	.188	18	35	.514	4	3	12	1	4	1
25 OLSON, Justin	3	9	.333	14	28	.500	4	9	.444	7	27	.259	28	52	.538	7	0	21	0	0	5
4 PIGFORD, Deylan	0	3	.000	6	43	.140	3	14	.214	11	47	.234	26	77	.338	4	4	40	1	2	7
15 RUNION, Braydon	0	0	---	31	84	.369	14	24	.583	29	82	.354	63	139	.453	18	6	45	3	7	12
24 SMITH, Kyle	2	2	1.000	6	21	.286	3	7	.429	5	22	.227	18	35	.514	2	1	20	0	1	6
30 SPENRATH, Reed	0	0	---	26	70	.371	9	14	.643	17	68	.250	55	120	.458	21	5	54	1	1	16
11 STEPHENS, Sean	1	8	.125	4	21	.190	1	3	.333	9	21	.429	13	32	.406	5	4	14	0	2	5
12 WEISSENBORN, Cha	0	0	---	16	51	.314	6	15	.400	19	56	.339	39	94	.415	14	8	36	1	3	13
Totals	12	50	.240	220	617	.357	94	161	.584	189	590	.320	509	1077	.473	137	74	414	30	57	102
Opponents	12	45	.267	172	543	.317	89	151	.589	146	554	.264	472	979	.482	93	135	376	28	50	89

2023 NEW MEXICO PITCHING ANALYSIS

Player	vs left			vs right			w/runners			w/bases empty			vs leadoff			with 2 outs			fly	gnd	fly/
	h	ab	avg	h	ab	avg	h	ab	avg	h	ab	avg	rch	ops	pct	h	ab	avg	out	out	gnd
22 BAKER-LIVINGSTON,	16	49	.327	24	58	.414	24	59	.407	16	48	.333	14	29	.483	12	35	.343	23	35	0.7
40 BANNISTER, Wil	20	41	.488	11	43	.256	17	44	.386	14	40	.350	9	19	.474	5	22	.227	27	17	1.6
9 DEWYER, Trent	2	4	.500	1	6	.167	1	7	.143	2	3	.667	1	2	.500	1	3	.333	4	2	2.0
10 EGLOFF, Riley	31	104	.298	64	202	.317	43	128	.336	52	178	.292	25	83	.301	25	92	.272	66	78	0.8
16 FLORES, Junior	2	2	1.000	2	3	.667	3	3	1.000	1	2	.500	0	0	---	2	2	1.000	1	0	99.0
27 GALLEGOS, Isaac	35	123	.285	34	150	.227	31	130	.238	38	143	.266	25	73	.342	21	86	.244	64	76	0.8
36 HUDSON, Terrell	6	26	.231	12	29	.414	8	26	.308	10	29	.345	3	11	.273	3	14	.214	9	18	0.5
49 ITURRALDE, Adolfo	3	15	.200	6	17	.353	5	21	.238	4	11	.364	2	6	.333	2	10	.200	2	12	0.2
23 JACKSON, Jaren	21	54	.389	40	138	.290	32	93	.344	29	99	.293	16	47	.340	23	68	.338	55	44	1.2
2 LIVELY, Tristin	38	134	.284	45	166	.271	35	143	.245	48	157	.306	34	83	.410	21	92	.228	74	83	0.9
1 MARTINEZ, Jordan	1	8	.125	9	20	.450	5	13	.385	5	15	.333	5	8	.625	3	8	.375	8	10	0.8
6 MCBROOM, Brian	15	60	.250	32	102	.314	27	83	.325	20	79	.253	11	36	.306	13	55	.236	43	33	1.3
13 RUSSELL, Brett	6	9	.667	10	23	.435	10	22	.455	6	10	.600	4	6	.667	3	6	.500	5	3	1.7
42 STANFIELD, Alec	0	0	---	3	3	1.000	3	3	1.000	0	0	---	0	0	---	0	0	---	1	0	99.0
35 STEINKAMP, Arthur	8	28	.286	19	71	.268	14	51	.275	13	48	.271	10	24	.417	6	31	.194	15	43	0.3
19 STILL, Justin	6	27	.222	16	55	.291	12	49	.245	10	33	.303	9	19	.474	6	30	.200	15	27	0.6
Totals	210	684	.307	328	1086	.302	270	875	.309	268	895	.299	168	446	.377	146	554	.264	412	481	0.9
Opponents	276	770	.358	342	1109	.308	337	972	.347	281	907	.310	170	439	.387	189	590	.320	491	363	1.4

Player	ap	qs	ip/app	*h/g	*r/g	*er/g	*bb/g	*so/g	k/bb	*2b/g	*3b/g	*hr/g	*fo/g	*go/g	*bf/g	sba	att	pct
22 BAKER-LIVINGST	10	4	2.40	15.00	9.00	8.62	3.75	3.75	1.0	4.50	0.00	0.38	8.62	13.12	45.75	2	3	.667
40 BANNISTER, Wil	16	1	1.19	14.68	9.95	9.47	3.79	5.21	1.4	1.42	0.00	1.42	12.79	8.05	46.42	0	0	---
9 DEWYER, Trent	2	0	1.33	10.12	0.00	0.00	0.00	3.38	99.0	3.38	0.00	0.00	13.50	6.75	33.75	0	0	---
10 EGLOFF, Riley	13	13	5.72	11.50	6.66	6.05	2.54	8.11	3.2	2.06	0.61	1.45	7.99	9.44	40.80	6	8	.750
16 FLORES, Junior	1	0	0.33	99.00	81.00	81.00	27.00	0.00	0.0	0.00	0.00	27.00	27.00	0.00	99.00	0	0	---
27 GALLEGOS, Isaac	12	12	5.86	8.83	5.89	4.35	4.09	7.68	1.9	1.54	0.51	0.51	8.19	9.73	40.56	7	10	.700
36 HUDSON, Terrell	10	0	1.33	12.15	8.10	8.10	2.70	6.75	2.5	2.03	0.68	2.70	6.08	12.15	41.85	0	0	---
49 ITURRALDE, Adolf	8	0	1.13	9.00	5.00	4.00	2.00	9.00	4.5	2.00	1.00	1.00	2.00	12.00	37.00	1	3	.333
23 JACKSON, Jaren	12	8	3.72	12.29	7.66	7.46	2.42	6.45	2.7	3.43	0.81	0.40	11.08	8.87	42.31	8	8	1.000
2 LIVELY, Tristin	13	13	5.95	9.66	4.89	4.42	2.68	7.22	2.7	1.63	0.23	0.58	8.61	9.66	38.99	5	9	.556
1 MARTINEZ, Jordan	5	0	1.40	12.86	12.86	12.86	6.43	1.29	0.2	2.57	1.29	1.29	10.29	12.86	45.00	0	0	---
6 MCBROOM, Brian	25	0	1.63	10.40	6.20	5.53	2.43	8.63	3.5	3.10	0.44	0.66	9.52	7.30	40.28	1	4	.250
13 RUSSELL, Brett	5	0	1.13	25.41	19.06	17.47	6.35	11.12	1.8	4.76	1.59	4.76	7.94	4.76	58.76	0	0	---
42 STANFIELD, Alec	1	0	0.33	81.00	54.00	54.00	54.00	0.00	0.0	27.00	0.00	0.00	27.00	0.00	99.00	0	0	---
35 STEINKAMP, Arth	15	0	1.71	9.47	4.21	2.81	1.40	4.21	3.0	2.10	0.35	0.35	5.26	15.08	37.87	1	1	1.000
19 STILL, Justin	17	0	1.25	9.28	5.91	5.91	6.75	8.44	1.3	2.11	0.42	0.42	6.33	11.39	44.30	1	2	.500
Totals	51	51	8.54	11.11	6.69	5.95	3.20	7.04	2.2	2.31	0.48	0.87	8.51	9.94	41.46	32	48	.667

2023 NEW MEXICO STREAKS / STARTERS SUMMARY

Multiple Hit Games	2	3	4	5+	Total
34 ASHBY, Lenny Junior	17	7	2	-	26
15 RUNION, Braydon	16	6	2	-	24
33 DITZENBERGER, Dylan	10	5	3	-	18
7 DAVID, Jeffrey	12	3	2	1	18
30 SPENRATH, Reed	6	8	2	-	16
18 HOLLAND, Jake	11	4	-	-	15
12 WEISSENBORN, Chase	9	1	3	-	13
4 PIGFORD, Deylan	10	3	-	-	13
3 DIXON, Devon	10	3	-	-	13
25 OLSON, Justin	7	2	-	-	9
11 STEPHENS, Sean	4	2	-	-	6
24 SMITH, Kyle	3	1	-	-	4
8 KINKADE, Konner	2	-	-	-	2
TEAM	117	45	14	1	177

Multiple RBI Games	2	3	4	5+	Total
15 RUNION, Braydon	12	4	1	1	18
30 SPENRATH, Reed	9	4	2	3	18
34 ASHBY, Lenny Junior	8	4	1	1	14
18 HOLLAND, Jake	7	2	2	1	12
7 DAVID, Jeffrey	4	5	-	1	10
12 WEISSENBORN, Chase	5	4	-	-	9
33 DITZENBERGER, Dylan	2	5	-	-	7
3 DIXON, Devon	4	2	1	-	7
25 OLSON, Justin	4	-	1	1	6
24 SMITH, Kyle	5	-	-	-	5
11 STEPHENS, Sean	-	1	-	-	1
4 PIGFORD, Deylan	1	-	-	-	1
TEAM	61	31	8	8	108

Hitting Streaks	Longest	Current
33 DITZENBERGER, Dylan	19	5
30 SPENRATH, Reed	16	2
34 ASHBY, Lenny Junior	15	9
15 RUNION, Braydon	13	-
18 HOLLAND, Jake	10	-
4 PIGFORD, Deylan	9	-
7 DAVID, Jeffrey	9	2
12 WEISSENBORN, Chase	8	-
3 DIXON, Devon	8	1
24 SMITH, Kyle	7	-
11 STEPHENS, Sean	5	4
25 OLSON, Justin	4	-
8 KINKADE, Konner	3	-
29 HERD, Caleb	2	1
14 CARRIS, Akili	1	-

Reached Base Streaks	Longest	Current
33 DITZENBERGER, Dylan	23	5
24 SMITH, Kyle	18	4
34 ASHBY, Lenny Junior	18	12
30 SPENRATH, Reed	16	3
4 PIGFORD, Deylan	15	-
15 RUNION, Braydon	15	1
18 HOLLAND, Jake	14	1
7 DAVID, Jeffrey	10	2
25 OLSON, Justin	10	-
3 DIXON, Devon	8	1
12 WEISSENBORN, Chase	8	-
8 KINKADE, Konner	7	6
11 STEPHENS, Sean	6	4
29 HERD, Caleb	3	1
44 FELIX, Dominic	1	-
14 CARRIS, Akili	1	-

Player	GS	Position											Batting Order								
		p	c	1b	2b	3b	ss	lf	cf	rf	of	dh	1st	2nd	3rd	4th	5th	6th	7th	8th	9th
12 WEISSENBORN, Cha	51	51	5	5	41
34 ASHBY, Lenny Junior	51	28	.	3	.	20	.	11	40
15 RUNION, Braydon	51	31	.	20	.	.	11	39	1
30 SPENRATH, Reed	50	.	.	36	14	11	39
3 DIXON, Devon	45	.	.	.	38	7	3	42	.
7 DAVID, Jeffrey	42	.	.	.	6	7	.	.	29	.	.	.	6	36
4 PIGFORD, Deylan	38	23	12	3	.	.	6	24	4	4
33 DITZENBERGER, Dyl	34	34	31	3
18 HOLLAND, Jake	34	.	32	2	.	.	.	1	6	26	1	.	.
25 OLSON, Justin	23	.	.	15	8	14	9	.	.	.
24 SMITH, Kyle	20	.	19	1	5	11	4	.	.
2 LIVELY, Tristin	13	13
10 EGLOFF, Riley	13	13
27 GALLEGOS, Isaac	12	12
11 STEPHENS, Sean	10	10	.	.	.	3	4	.	3
8 KINKADE, Konner	10	.	.	.	7	3	4	6	.	.
23 JACKSON, Jaren	8	8
22 BAKER-LIVINGSTON,	4	4
40 BANNISTER, Wil	1	1

2023 NEW MEXICO TEAM HIGHS

Batting

At bats:	50	-	vs Northern Colorado (2/24/2023)
Runs scored:	30	-	vs Northern Colorado (2/24/2023)
Hits:	28	-	vs Northern Colorado (2/24/2023)
RBIs:	27	-	vs Northern Colorado (2/24/2023)
Doubles:	7	-	at Nevada (3/25/2023)
	7	-	vs Fresno State (4/28/2023)
Triples:	3	-	vs Air Force (3/11/2023)
	3	-	vs Nevada (5/13/2023)
Home runs:	7	-	vs Fresno State (4/29/2023)
Total bases:	52	-	vs Northern Colorado (2/24/2023)
Walks:	12	-	vs Northern Colorado (2/25/2023)
Strikeouts:	14	-	vs Oregon State (2/17/2023 at Surprise, AZ)
	14	-	vs UC Santa Barbara (2/18/2023 at Surprise, AZ)
Sac hits:	1	-	(4 times)
Sac flies:	2	-	(4 times)
Stolen bases:	4	-	vs Northern Colorado (2/25/2023)
Hit by pitch:	4	-	at New Mexico State (5/16/2023)
Caught stealing:	2	-	at Air Force (4/23/2023)
Runners LOB:	14	-	vs Oregon State (2/17/2023 at Surprise, AZ)
Hit into DP:	3	-	vs San Jose State (4/8/2023)

Fielding

Putouts:	36	-	vs Minnesota (2/20/2023 at Surprise, AZ)
Assists:	17	-	(4 times)
Errors:	6	-	vs San Jose State (4/8/2023)
Passed balls:	1	-	vs UC Santa Barbara (2/18/2023 at Surprise, AZ)
	1	-	vs Air Force (3/11/2023)
DPs turned:	4	-	vs San Jose State (4/7/2023)

Pitching

Innings pitched:	12.0	-	vs Minnesota (2/20/2023 at Surprise, AZ)
Runs allowed:	19	-	vs San Diego State (4/2/2023)
Earned runs:	18	-	vs San Diego State (4/2/2023)
Walks allowed:	9	-	vs Oregon State (2/19/2023 at Surprise, AZ)
Strikeouts:	13	-	vs Oregon State (2/17/2023 at Surprise, AZ)
Hits allowed:	22	-	vs San Diego State (4/2/2023)
Doubles allowed:	6	-	at Nevada (3/24/2023)
	6	-	vs CSU Pueblo (4/12/2023)
	6	-	at New Mexico State (5/16/2023)
Triples allowed:	3	-	vs San Jose State (4/8/2023)
Homers allowed:	3	-	vs St. Bonaventure (3/4/2023)
	3	-	at UNLV (5/5/2023)
Wild pitches:	5	-	at San Diego State (5/20/2023)
Hit batters:	4	-	vs St. Bonaventure (3/4/2023)
	4	-	at Nevada (3/25/2023)
	4	-	at UNLV (5/7/2023)

2023 NEW MEXICO INDIVIDUAL HIGHS

Batting

At bats:	7	-	DAVID, Jeffrey vs Northern Colorado (2/24/2023)
Runs scored:	4	-	(4 times)
Hits:	5	-	DAVID, Jeffrey vs Northern Colorado (2/24/2023)
RBI:	8	-	OLSON, Justin vs Fresno State (4/29/2023)
Doubles:	3	-	RUNION, Braydon vs New Mexico State (5/2/2023)
Triples:	1	-	(24 times)
Home runs:	3	-	SPENRATH, Reed vs Northern Colorado (2/24/2023)
	3	-	OLSON, Justin vs Fresno State (4/29/2023)
Total bases:	12	-	SPENRATH, Reed vs Northern Colorado (2/24/2023)
	12	-	OLSON, Justin vs Fresno State (4/29/2023)
Walks:	3	-	(6 times)
Strikeouts:	4	-	DIXON, Devon vs Oregon State (2/17/2023 at Surprise, AZ)
	4	-	SPENRATH, Reed at Fresno State (3/19/2023)
	4	-	PIGFORD, Deylan vs Fresno State (4/28/2023)
Sac hits:	1	-	(4 times)
Sac flies:	1	-	(15 times)
Stolen bases:	2	-	PIGFORD, Deylan at Texas Tech (3/7/2023)
	2	-	PIGFORD, Deylan vs Air Force (3/11/2023)
Hit by pitch:	2	-	SMITH, Kyle at New Mexico State (5/16/2023)
Caught stealing:	2	-	PIGFORD, Deylan at Air Force (4/23/2023)
Runners LOB:	6	-	SPENRATH, Reed vs Oregon State (2/17/2023 at Surprise, AZ)
	6	-	HOLLAND, Jake vs St. Bonaventure (3/4/2023)
	6	-	SMITH, Kyle vs San Diego State (4/2/2023)

Fielding

Putouts:	15	-	SPENRATH, Reed vs New Mexico State (3/21/2023)
Assists:	8	-	WEISSENBORN, Chase vs Air Force (3/10/2023)
	8	-	KINKADE, Konner vs Texas Tech (3/28/2023)
Errors:	2	-	(5 times)
Passed balls:	1	-	SMITH, Kyle vs UC Santa Barbara (2/18/2023 at Surprise, AZ)
	1	-	SMITH, Kyle vs Air Force (3/11/2023)

Pitching

Innings pitched:	8.1	-	LIVELY, Tristin vs Air Force (3/11/2023)
Runs allowed:	9	-	EGLOFF, Riley vs Fresno State (4/28/2023)
Earned runs:	9	-	EGLOFF, Riley vs Fresno State (4/28/2023)
Walks allowed:	6	-	LIVELY, Tristin vs Nevada (5/12/2023)
Strikeouts:	9	-	EGLOFF, Riley at UNLV (5/5/2023)
Hits allowed:	13	-	EGLOFF, Riley vs Nevada (5/12/2023)
Doubles allowed:	5	-	EGLOFF, Riley at Nevada (3/24/2023)
Triples allowed:	2	-	GALLEGOS, Isaac vs San Jose State (4/8/2023)
	2	-	JACKSON, Jaren vs CSU Pueblo (4/11/2023)
Homers allowed:	3	-	EGLOFF, Riley at UNLV (5/5/2023)
Wild pitches:	4	-	GALLEGOS, Isaac at San Diego State (5/20/2023)
Hit batters:	2	-	(6 times)

2023 NEW MEXICO HITTING LEADERS

Hitting minimums - 1 Games 1 AB 2.0 AB/Game 1 TPA 2.0 TPA/Game
Pitching minimums - 1 Games 1.0 IP/Game

Batting avg	
1. 33 DITZENBERGER, Dylan	.437
2. 34 ASHBY, Lenny Junior	.381
3. 15 RUNION, Braydon	.357
4. 18 HOLLAND, Jake	.333
5. 30 SPENRATH, Reed	.321

Runs scored	
1. 30 SPENRATH, Reed	54
2. 15 RUNION, Braydon	48
3. 34 ASHBY, Lenny Junior	46
4. 33 DITZENBERGER, Dylan	42
5. 4 PIGFORD, Deylan	39

Doubles	
1. 15 RUNION, Braydon	23
2. 34 ASHBY, Lenny Junior	18
3. 7 DAVID, Jeffrey	13
4. 30 SPENRATH, Reed	11
5. 2 tied at.....	10

Total bases	
1. 30 SPENRATH, Reed	137
2. 15 RUNION, Braydon	134
3. 34 ASHBY, Lenny Junior	125
4. 18 HOLLAND, Jake	95
5. 7 DAVID, Jeffrey	91

Sac bunts	
1. 33 DITZENBERGER, Dylan	3
2. 4 PIGFORD, Deylan	1

Caught stealing	
1. 7 DAVID, Jeffrey	2
4 PIGFORD, Deylan	2
11 STEPHENS, Sean	2
15 RUNION, Braydon	2
5. 2 tied at.....	1

Strikeouts	
1. 30 SPENRATH, Reed	70
2. 15 RUNION, Braydon	51
3. 12 WEISSENBORN, Chase	37
4. 4 PIGFORD, Deylan	35
5. 18 HOLLAND, Jake	32

At bats	
1. 15 RUNION, Braydon	213
2. 34 ASHBY, Lenny Junior	210
3. 7 DAVID, Jeffrey	193
4. 30 SPENRATH, Reed	190
5. 12 WEISSENBORN, Chase	179

Games as sub	
1. 11 STEPHENS, Sean	27
2. 6 MCBROOM, Brian	25
8 KINKADE, Konner	25
4. 19 STILL, Justin	17
5. 2 tied at.....	15

Slugging pct	
1. 30 SPENRATH, Reed	.721
2. 18 HOLLAND, Jake	.633
3. 15 RUNION, Braydon	.629
4. 34 ASHBY, Lenny Junior	.595
5. 33 DITZENBERGER, Dylan	.563

Hits	
1. 34 ASHBY, Lenny Junior	80
2. 15 RUNION, Braydon	76
3. 30 SPENRATH, Reed	61
4. 7 DAVID, Jeffrey	59
33 DITZENBERGER, Dylan	59

Triples	
1. 7 DAVID, Jeffrey	5
2. 30 SPENRATH, Reed	4
15 RUNION, Braydon	4
4. 4 PIGFORD, Deylan	3
24 SMITH, Kyle	3

Walks	
1. 30 SPENRATH, Reed	34
2. 34 ASHBY, Lenny Junior	26
3. 25 OLSON, Justin	25
4. 12 WEISSENBORN, Chase	19
5. 4 PIGFORD, Deylan	17

Sac flies	
1. 12 WEISSENBORN, Chase	3
30 SPENRATH, Reed	3
34 ASHBY, Lenny Junior	3
4. 15 RUNION, Braydon	2
7 DAVID, Jeffrey	2

Steal attempts	
1. 4 PIGFORD, Deylan	10
2. 33 DITZENBERGER, Dylan	6
11 STEPHENS, Sean	6
4. 7 DAVID, Jeffrey	5
5. 4 tied at.....	3

Grounded into DP	
1. 34 ASHBY, Lenny Junior	6
2. 3 DIXON, Devon	5
3. 12 WEISSENBORN, Chase	3
4. 7 DAVID, Jeffrey	2
44 FELIX, Dominic	2

Games played	
1. 12 WEISSENBORN, Chase	51
34 ASHBY, Lenny Junior	51
15 RUNION, Braydon	51
4. 30 SPENRATH, Reed	50
5. 3 DIXON, Devon	49

On base pct	
1. 33 DITZENBERGER, Dylan	.490
2. 34 ASHBY, Lenny Junior	.455
3. 30 SPENRATH, Reed	.421
4. 15 RUNION, Braydon	.398
5. 4 PIGFORD, Deylan	.389

Runs batted in	
1. 30 SPENRATH, Reed	65
2. 15 RUNION, Braydon	56
3. 34 ASHBY, Lenny Junior	51
4. 7 DAVID, Jeffrey	41
5. 18 HOLLAND, Jake	39

Home runs	
1. 30 SPENRATH, Reed	19
2. 25 OLSON, Justin	13
3. 18 HOLLAND, Jake	12
4. 34 ASHBY, Lenny Junior	9
15 RUNION, Braydon	9

Hit by pitch	
1. 24 SMITH, Kyle	10
2. 15 RUNION, Braydon	5
4 PIGFORD, Deylan	5
34 ASHBY, Lenny Junior	5
5. 7 DAVID, Jeffrey	3

Stolen bases	
1. 4 PIGFORD, Deylan	8
2. 33 DITZENBERGER, Dylan	6
3. 11 STEPHENS, Sean	4
4. 3 tied at.....	3

Stolen base pct	
1. 30 SPENRATH, Reed	1.000
12 WEISSENBORN, Chase	1.000
33 DITZENBERGER, Dylan	1.000
4. 4 PIGFORD, Deylan	.800
5. 3 DIXON, Devon	.667

Total plate appearances	
1. 34 ASHBY, Lenny Junior	244
2. 15 RUNION, Braydon	231
3. 30 SPENRATH, Reed	228
4. 7 DAVID, Jeffrey	209
5. 12 WEISSENBORN, Chase	203

Game starts	
1. 12 WEISSENBORN, Chase	51
15 RUNION, Braydon	51
34 ASHBY, Lenny Junior	51
4. 30 SPENRATH, Reed	50
5. 3 DIXON, Devon	45

2023 NEW MEXICO PITCHING LEADERS

Hitting minimums - 1 Games 1 AB 2.0 AB/Game 1 TPA 2.0 TPA/Game
Pitching minimums - 1 Games 1.0 IP/Game

Earned run avg		Opposing bat avg		Won-loss pct	
1. 27 GALLEGOS, Isaac	4.35	1. 27 GALLEGOS, Isaac	.253	1. 10 EGLOFF, Riley	.700
2. 2 LIVELY, Tristin	4.42	2. 2 LIVELY, Tristin	.277	2. 27 GALLEGOS, Isaac	.667
3. 10 EGLOFF, Riley	6.05	3. 10 EGLOFF, Riley	.310	3. 2 LIVELY, Tristin	.600
Wins		Losses		Saves	
1. 10 EGLOFF, Riley	7	1. 2 LIVELY, Tristin	4	1. 6 MCBROOM, Brian	3
2. 2 LIVELY, Tristin	6	22 BAKER-LIVINGSTON, Ben	4	2. 40 BANNISTER, Wil	1
3. 27 GALLEGOS, Isaac	4	3. 40 BANNISTER, Wil	3	23 JACKSON, Jaren	1
6 MCBROOM, Brian	4	10 EGLOFF, Riley	3		
5. 23 JACKSON, Jaren	3	5. 4 tied at.....	2		
Innings pitched		Batters struck out		Appearances	
1. 2 LIVELY, Tristin	77.1	1. 10 EGLOFF, Riley	67	1. 6 MCBROOM, Brian	25
2. 10 EGLOFF, Riley	74.1	2. 2 LIVELY, Tristin	62	2. 19 STILL, Justin	17
3. 27 GALLEGOS, Isaac	70.1	3. 27 GALLEGOS, Isaac	60	3. 40 BANNISTER, Wil	16
		4. 6 MCBROOM, Brian	39	4. 35 STEINKAMP, Arthur	15
		5. 23 JACKSON, Jaren	32	5. 2 tied at.....	13
Games started		Games finished		Games in relief	
1. 10 EGLOFF, Riley	13	1. 6 MCBROOM, Brian	16	1. 6 MCBROOM, Brian	25
2 LIVELY, Tristin	13	2. 19 STILL, Justin	8	2. 19 STILL, Justin	17
3. 27 GALLEGOS, Isaac	12	35 STEINKAMP, Arthur	8	3. 40 BANNISTER, Wil	15
4. 23 JACKSON, Jaren	8	4. 40 BANNISTER, Wil	6	35 STEINKAMP, Arthur	15
5. 22 BAKER-LIVINGSTON, Ben	4	5. 36 HUDSON, Terrell	5	5. 36 HUDSON, Terrell	10
Wild pitches		Balks		Hit batters	
1. 27 GALLEGOS, Isaac	11	1. 6 MCBROOM, Brian	2	1. 2 LIVELY, Tristin	7
2. 2 LIVELY, Tristin	10			2. 27 GALLEGOS, Isaac	6
3. 10 EGLOFF, Riley	7			3. 6 MCBROOM, Brian	5
4. 40 BANNISTER, Wil	3			4. 3 tied at.....	4
22 BAKER-LIVINGSTON, Ben	3				
Intentional BB allowed		Runners picked off		Batters SO out looking	
1. 6 MCBROOM, Brian	3	1. 10 EGLOFF, Riley	2	1. 10 EGLOFF, Riley	22
2. 36 HUDSON, Terrell	2			2. 6 MCBROOM, Brian	15
3. 27 GALLEGOS, Isaac	1			3. 2 LIVELY, Tristin	12
40 BANNISTER, Wil	1			4. 27 GALLEGOS, Isaac	9
19 STILL, Justin	1			5. 19 STILL, Justin	7
Sac bunts allowed		Sac flies allowed		Hits allowed	
1. 40 BANNISTER, Wil	3	1. 27 GALLEGOS, Isaac	5	1. 27 GALLEGOS, Isaac	69
10 EGLOFF, Riley	3	2. 10 EGLOFF, Riley	3	2. 2 LIVELY, Tristin	83
22 BAKER-LIVINGSTON, Ben	3	2 LIVELY, Tristin	3	3. 10 EGLOFF, Riley	95
4. 3 tied at.....	2	4. 6 MCBROOM, Brian	2		
		23 JACKSON, Jaren	2		
Runs allowed		Earned runs allowed		Walks allowed	
1. 2 LIVELY, Tristin	42	1. 27 GALLEGOS, Isaac	34	1. 10 EGLOFF, Riley	21
2. 27 GALLEGOS, Isaac	46	2. 2 LIVELY, Tristin	38	2. 2 LIVELY, Tristin	23
3. 10 EGLOFF, Riley	55	3. 10 EGLOFF, Riley	50	3. 27 GALLEGOS, Isaac	32
Doubles allowed		Triples allowed		Home runs allowed	
1. 27 GALLEGOS, Isaac	12	1. 2 LIVELY, Tristin	2	1. 27 GALLEGOS, Isaac	4
2. 2 LIVELY, Tristin	14	2. 27 GALLEGOS, Isaac	4	2. 2 LIVELY, Tristin	5
3. 10 EGLOFF, Riley	17	3. 10 EGLOFF, Riley	5	3. 10 EGLOFF, Riley	12

2023 NEW MEXICO CONFERENCE STATS

Record: 13-17 Home: 8-8 Away: 5-9 MW: 13-17

Date	Opponent	Score	Player	avg	slug	ob%	g	ab	r	h	2b	3b	hr	rbi	bb	so	sb	cs	e
*3/10	AIR FORCE	L 7-9	DITZENBERGER, D	.405	.544	.440	21	79	16	32	6	1	1	12	5	11	2	0	2
*3/11	AIR FORCE	W 15-0	ASHBY, Lenny Juni	.373	.579	.449	30	126	25	47	11	0	5	27	14	17	0	0	3
*3/12	AIR FORCE	W 11-4	SPENRATH, Reed	.353	.793	.433	29	116	32	41	6	3	13	37	17	44	1	0	2
*3/17	at Fresno State	L 3-5	RUNION, Braydon	.316	.579	.361	30	133	24	42	14	3	5	31	7	31	0	2	1
*3/18	at Fresno State	L 8-9	HOLLAND, Jake	.309	.521	.343	25	94	15	29	5	0	5	17	4	17	0	0	2
*3/19	at Fresno State	W 7-2	WEISSENBORN, C	.286	.384	.352	30	112	18	32	6	1	1	18	12	24	3	0	7
*3/24	at Nevada	W 9-5	DIXON, Devon	.274	.415	.325	29	106	22	29	6	0	3	13	7	19	1	0	3
*3/25	at Nevada	W 12-1	DAVID, Jeffrey	.272	.379	.324	22	103	17	28	7	2	0	16	6	13	0	1	4
*3/31	SAN DIEGO STATE	L 3-5	PIGFORD, Deylan	.243	.446	.341	25	74	16	18	4	1	3	4	8	20	3	2	4
*4/1	SAN DIEGO STATE	L 1-3	-----																
*4/2	SAN DIEGO STATE	L 7-19	HERD, Caleb	.500	.500	.500	3	2	1	1	0	0	0	0	0	1	0	0	0
*4/6	SAN JOSE STATE	W 16-8	STEPHENS, Sean	.394	.606	.459	20	33	8	13	4	0	1	5	3	6	4	2	1
*4/7	SAN JOSE STATE	L 3-8	OLSON, Justin	.310	.793	.481	22	58	18	18	1	0	9	22	19	16	0	0	1
*4/8	SAN JOSE STATE	L 3-14	SMITH, Kyle	.297	.703	.490	15	37	14	11	2	2	3	8	8	8	1	0	0
*4/21	at Air Force	L 6-9	KINKADE, Konner	.231	.436	.362	19	39	7	9	2	0	2	9	8	6	0	0	3
*4/23	at Air Force	W 12-1	CARRIS, Akili	.000	.000	.000	1	1	0	0	0	0	0	0	0	0	0	0	1
*4/23	at Air Force	L 8-13	MARTINEZ, Jordan	.000	.000	.000	1	0	0	0	0	0	0	0	0	0	0	0	0
*4/28	FRESNO STATE	W 16-10	RUSSELL, Brett	.000	.000	.000	1	0	0	0	0	0	0	0	0	0	0	0	0
*4/29	FRESNO STATE	W 17-7	FELIX, Dominic	.000	.000	.000	1	0	0	0	0	0	0	0	0	0	0	0	1
*4/30	FRESNO STATE	W 6-5	BAKER-LIVINGSTON	.000	.000	.000	1	0	0	0	0	0	0	0	0	0	0	0	0
*5/5	at UNLV	W 13-5	ITURRALDE, Adolfo	.000	.000	.000	3	0	0	0	0	0	0	0	0	0	0	0	0
*5/6	at UNLV	L 5-7	STEINKAMP, Arthu	.000	.000	.000	10	0	0	0	0	0	0	0	0	0	0	0	0
*5/7	at UNLV	L 3-8	JACKSON, Jaren	.000	.000	.000	5	0	0	0	0	0	0	0	0	0	0	0	0
*5/12	NEVADA	W 9-5	HUDSON, Terrell	.000	.000	.000	5	0	0	0	0	0	0	0	0	0	0	0	0
*5/12	NEVADA	L 8-9	GALLEGOS, Isaac	.000	.000	.000	9	0	0	0	0	0	0	0	0	0	0	0	0
*5/13	NEVADA	L 6-8	LIVELY, Tristin	.000	.000	.000	10	0	0	0	0	0	0	0	0	0	0	0	0
*5/14	NEVADA	W 7-3	STILL, Justin	.000	.000	.000	11	0	0	0	0	0	0	0	0	0	0	0	0
*5/18	at San Diego State	L 3-5	BANNISTER, Wil	.000	.000	.000	8	0	0	0	0	0	0	0	0	0	0	0	1
*5/19	at San Diego State	L 3-4	EGLOFF, Riley	.000	.000	.000	10	0	0	0	0	0	0	0	0	0	0	0	2
*5/20	at San Diego State	L 6-8	MCBROOM, Brian	.000	.000	.000	14	0	0	0	0	0	0	0	0	0	0	0	0
Totals				.314	.542	.390	30	1113	233	350	74	13	51	219	118	233	15	7	38
Opponents				.296	.450	.372	30	1057	199	313	59	16	24	181	105	207	19	8	31

= Sanderson Ford College Baseball Classification

* = Conference game

LOB - Team (245), Opp (234). DPs turned - Team (31), Opp (15). CI - Team (0), Opp (1). IBB - Team (5), OLSON, J. 2, SPENRATH, R. 2, PIGFORD, D. 1, Opp (7). Picked off - PIGFORD, D. 1, STEPHENS, S. 1, DAVID, J. 1.











Player	era	w-l	app	gs	cg	sh	sv	ip	h	r	er	bb	so	avg	hr
LIVELY, Tristin	4.41	4-3	10	10	1	0	0	63.1	66	35	31	21	49	.269	4
GALLEGOS, Isaac	5.04	2-2	9	9	0	0	0	55.1	62	43	31	28	47	.279	2
EGLOFF, Riley	7.06	4-3	10	10	0	0	0	57.1	82	50	45	19	47	.337	10

MARTINEZ, Jordan	0.00	0-0	1	0	0	0	0	1.1	0	0	0	1	0	.000	0
STEINKAMP, Arthur	2.55	0-1	10	0	0	0	0	17.2	17	9	5	1	9	.243	1
ITURRALDE, Adolfo	4.50	0-0	3	0	0	0	0	2.0	2	1	1	1	1	.286	1
JACKSON, Jaren	4.72	1-1	5	1	0	0	1	13.1	12	7	7	6	9	.240	0
MCBROOM, Brian	6.35	2-2	14	0	0	0	1	22.2	26	17	16	8	20	.286	2
STILL, Justin	9.82	0-1	11	0	0	0	0	11.0	17	12	12	9	13	.347	1
HUDSON, Terrell	10.12	0-2	5	0	0	0	0	5.1	7	6	6	3	4	.304	1
BANNISTER, Wil	13.50	0-2	8	0	0	0	0	8.2	16	14	13	6	5	.400	1
BAKER-LIVINGSTON	13.50	0-0	1	0	0	0	0	1.1	3	2	2	2	0	.429	0
RUSSELL, Brett	18.00	0-0	1	0	0	0	0	1.0	3	3	2	0	3	.429	1
Totals	5.84	13-17	30	30	1	1	2	260.1	313	199	169	105	207	.296	24
Opponents	7.23	17-13	30	30	0	0	9	261.1	350	233	210	118	233	.314	51

PB - Team (1), SMITH, K. 1, Opp (1). Pickoffs - Team (2), EGLOFF, R. 2, Opp (2). SBA/ATT - HOLLAND, J. (16-21), GALLEGOS, I. (6-9), SMITH, K. (3-6), LIVELY, T. (3-5), EGLOFF, R. (3-5), JACKSON, J. (4-4), ITURRALDE, A (1-1), MCBROOM, B. (1-1), BAKER-LIVING (0-1), STEINKAMP, A (1-1).

Score by innings	1	2	3	4	5	6	7	8	9	EX	Total
New Mexico	24	37	37	28	18	27	14	31	16	1	233
Opponents	29	15	13	24	14	27	40	22	13	2	199

TV / PHOTO ROSTER





TOD BROWN

HEAD COACH

Tod Brown was named the 12th Lobo Baseball Head Coach on June 17, 2021. He enters the 2024 season in his third year at the helm.

In Brown's second season, the Lobos posted their best winning percentage in a full season since 2017 (.510), finishing fifth in the Mountain West standings (26-25, 13-17 MW) and leading the league in a variety of categories including team batting average (.328), runs (441), RBI (411), triples (24), home runs (87), slugging % (.559) and

on-base % (.406). UNM also improved from a 9.06 ERA as a team in Brown's first season to a 5.95 ERA — the program's lowest in a single season since 2016 — while averaging only 3.20 walks per nine innings, its fewest since 2014. Following the completion of that season, RHP Isaac Gallegos became the first UNM player coached by Brown to be selected in the MLB Draft, going in the 16th Round to the Atlanta Braves.

The 2023 Lobos ranked in the Top 10 in the country in a variety of team statistical categories:

No. 3 in Batting Average (.329)

No. 9 in Double Plays per Game (0.94)

No. 5 in Doubles Per Game (2.45)

No. 10 in Runs per Game (8.60)

No. 4 in Slugging Percentage (.560)

No. 5 in Triples (24) and Triples per Game (0.47)

No. 10 in Walks Allowed per Nine Innings (3.20)

Following the 2023 season, the Lobos also got three All-MW selections — first baseman Reed Spennath was a first-team selection, while third baseman Dylan Ditzenberger and left fielder Lenny Junior Ashby were second-team selections. Ditzenberger went on to be named a CSC Academic All-American for his efforts on the field and in the classroom. Both UNM teams that Brown has coached (2022, 2023) have earned the ABCA Team Academic Excellence Award for their academic accomplishments.

In the 2022 season — Brown's first season in Albuquerque — UNM went 21-33 and finished sixth in the MW standings, with Lenny Junior Ashby and Jeffrey David named to the All-MW Second Team.

PRIOR TO UNM

Brown came to New Mexico after a successful 14 years and 341 wins with North Dakota State, where he currently sits as the second-winningest coach in program history and is the all-time leader in wins per season (24.4). In 2021, Brown led the Bison to the 2021 NCAA Tournament, winning its first Division I postseason game 6-1 over Mountain West opponent Nevada. In the same season, NDSU broke a school record with 20 Summit League victories, besting the previous record of 19 set by his 2017 team, and posted an overall record of 42-19. The Bison also led the nation with 25 road wins and set new school records in strikeouts (474) and putouts (1,567) in a single season.

Brown is no stranger to winning — he owns the two highest single season win totals in NDSU history (42 wins in 2021, 40 wins in 2012), and the only two 40+ win seasons by the program. Brown also owns three of the top-five single-season win totals in NDSU history. Under Brown's leadership, NDSU has played in five Summit League championship games, winning it outright in 2021 and 2014, and qualified for the league's baseball championship eight out of the last 11 years.

Brown took the helm of NDSU in 2008 and turned around a program that had faced three consecutive losing seasons, posting just 38 wins from 2005-07. In 2012, NDSU won a then-school-record 40 games, including an 8-2 win over a No. 5-ranked Arizona team that went on to win the 2012 College World Series. North Dakota State had a school-record .973 fielding percentage and posted a team ERA of 3.38, which was the program's lowest ERA in 37 years.

In 2016, the Bison posted a 29-25 overall record and set a new record for home wins at Newman Outdoor Field with 17 victories. In addition, North Dakota State set a new single season record in saves (17). NDSU defeated No. 19-ranked Minnesota on April 26 in Fargo, marking the second-ever win over an NCAA Division I top-25 opponent.

In the Summit League, Brown has coached two Summit League Players of the Year, one Summit League Newcomer of the Year, 46 All-Summit League selections, 22 Summit

THE BROWN FILE

Education

University of Arizona

1989-94

Coaching Experience

2008-2021	Head Coach	North Dakota State
2022-Present	Head Coach	University of New Mexico

Career Coaching Record (Year-By-Year)

School	Year	Record	Win Pct.
NDSU	2008	15-30	.333
NDSU	2009	16-28	.372
NDSU	2010	22-30	.423
NDSU	2011	22-32	.407
NDSU	2012	40-20	.667
NDSU	2013	26-27	.491
NDSU	2014	25-26	.490
NDSU	2015	21-30	.412
NDSU	2016	29-25	.537
NDSU	2017	31-25	.554
NDSU	2018	26-24	.520
NDSU	2019	19-24	.442
NDSU	2020*	8-9	.471
NDSU	2021	42-19	.689
NDSU	14 yrs	341-350	.493
UNM	2022	21-33	.390
UNM	2023	26-25	.541
UNM	2 yrs	47-57	.465
Career	16 yrs	388-407	.490

*Incomplete season
due to COVID-19

League Players of the Week, and 30 Summit League Pitchers of the Week. Under his leadership, Brown has also led players to two Collegiate Baseball Freshmen All-America selections and two College Baseball National Players of the Week.

Not only does Brown produce talent on the field, but also in the classroom. During his tenure at NDSU, Brown has had three NCAA Postgraduate Scholarship Winners, one Senior CLASS Award All-America, one CoSIDA Academic All-America Athlete of the Year, nine CoSIDA Academic All-America selections, 11 CoSIDA Academic All-District selections, one Summit League Scholar-Athlete of the Year, 16 Summit League Academic All-League selections, and was twice honored by NCAA with Public Recognition for perfect APR scores (2012-13 and 2015-16).

The Tucson, Ariz. native, was a left-handed pitcher for the Arizona Wildcats from 1989-94, leading the team in 1992 to a Pac-10 Championship. In 1993 he won six games and saved eight, setting a record with 35 appearances as Arizona fell one game short of Omaha.

Brown then made a career out of coaching college ball in the northern tier of the country. He came to NDSU after eight seasons in Ohio as the pitching coach and recruiting coordinator for Bowling Green State University.

During this time, he recruited or helped develop eight players who have reached the major leagues, including former UNM pitching standout Jamie Vermilyea, who played for the Lobos from 2001-03. This list also includes Jay Flaa, who made his MLB debut this year, J.J. Hardy and pitcher Tim Wood from Sabino High School, in Tucson, Ariz., outfielder Shelley Duncan and pitchers Josh Pearce and Ben Diggins at the University of Arizona, and pitcher Burke Badenhop and outfielder Nolan Reimold from Bowling Green.

After two years as the pitching coach at Sabino High School in Tucson, Ariz., Brown began his collegiate coaching career in 1999 as a volunteer assistant for Arizona. He worked with pitchers and catchers and was the first-base coach for the Wildcats, who qualified for an NCAA regional.

Brown was also a head coach for the San Francisco Seals of the California Coastal Collegiate League in the summer of 1999, compiling a 43-29 record and making a fourth-place finish in the National Baseball Congress World Series.

Tod and his wife Janet have a 23-year old son, Brooks, and a 20-year old daughter, Blake.



MICHAEL LOPEZ

ASSISTANT COACH: PITCHING

Michael Lopez, who previously served as head coach at Howard Community College in Big Spring, Texas, joined the Lobos in the 2021-22 season as a pitching coach. Lopez joined the Lobo squad after spending two seasons at the helm of the Howard program, bolstering a 48-19 overall record.

In the second season with Lopez coordinating UNM's pitching, the team's ERA improved from

9.06 to 5.95 — UNM's lowest since 2016. UNM pitchers under Lopez also posted their lowest WHIP (1.59) since 2015 and fewest walks per nine innings (3.20) since 2014 in the process, with RHP Isaac Gallegos selected in the 2023 MLB Draft following the season's completion.

Under Lopez, two Howard Hawks were named to the 2021 All-Region V Baseball Team, including pitcher Kris Anglin, who led the league in strikeouts (103). Howard's Ethan Coombes was second in the league in strikeouts, retiring 82 throughout the season. Prior to becoming the head coach of the Hawks, Lopez spent three years as an assistant coach under previous head coach, Rob Martinez.

During his time at Howard College, Lopez worked primarily with the pitchers and served as the recruiting coordinator. He has had over 40 players sign with Division I

schools during his tenure, three players sign contracts with professional teams, and three players selected as NJCAA All-Americans.

Lopez originally came to Howard College after a one-year stint with a brand-new NAIA program, Marymount California University (MCU). During his one year at MCU, Lopez was named the associate head coach and helped with day-to-day recruiting. In the first year of the program, Lopez helped the Mariners win the CAL PAC Conference Championship and reach the 2016 West Grouping Championship. Lopez had three players selected to the 2016 All-California Pacific Conference Team while also coaching the CAL PAC conference player of the year and the CAL PAC Freshman of the year.

Prior to coaching at Marymount California University, Lopez was the volunteer assistant coach for two seasons at the University of Arizona under head coach Andy Lopez. Lopez assisted with the pitchers during practices and helped run the bullpen during games. Off the field, his job consisted of preparing scouting reports on opposing teams, directing the Andy Lopez Baseball Camp, and assisting with recruiting. Lopez's collegiate career in baseball includes four years (2009-2012) at the University of Arizona. Lopez was named captain of the 2012 team, which won the NCAA National Championship in Omaha, Nebraska.

Lopez graduated from The University of Arizona in 2013 with a bachelor's degree in family studies.



MATT RISDON

ASSISTANT COACH / RECRUITING COORDINATOR

Matt Risdon joined the Lobo Family in 2022 as a volunteer assistant coach, and he currently serves recruiting coordinator and assistant coach. Risdon was previously at Lenoir-Rhyne University for three seasons. Risdon was a Division I catcher at Western Illinois for two seasons and served on the coaching staff for the Fighting Leathernecks from August 2015-July 2019.

Last season, Risdon-coached hitters posted

UNM's highest team batting average since 2013 (.328) — good for best in the conference and No. 3 in NCAA D-I — while leading the MWC in OPS, hits, runs, triples, RBI and home runs. The Lobos' .974 fielding percentage in 2022 was the second-best in program history and best in the MWC, and their 48 double plays turned was the most in the conference.

In 2022, Risdon helped Lenoir-Rhyne University to the best season in program history with a 46-13 overall record and a record 25 wins at home. The Bears would post a 19-game winning streak, the longest in program history, and were ranked as high as

No. 11 in the nation. The Bears would capture just the third SAC Tournament title in program history and advanced to just the second NCAA Tournament appearance in team history. Risdon was the catching coach and assisted with hitting and recruiting. In 2022 the Bears broke multiple offensive records such as: home runs, runs, RBIs, walks, HBPs, hits, as well as many other team records. The Bears season was capped off with their senior catcher, Nick Clarno, signing with the Atlanta Braves. Risdon began his coaching career as the Director of Baseball Operations with WIU in August 2015 and served in that role for one season before being named the program's graduate assistant. After finishing his Master in Sports Management in May 2017, Risdon earned the title of assistant coach and recruiting coordinator prior to the 2018 campaign. Risdon was primarily responsible for catchers and assisted with hitting and infielders while also serving as the third base coach. Risdon helped with defensive positioning and discussed hitting approach with players during game review. Risdon also helped with administrative duties such as: travel, team meals, fundraising, scouting, and monitoring student-athlete academic eligibility. Risdon played in 40 career games for Western Illinois. He earned his bachelor's degree in exercise science in 2015.



JUSTIN MITCHELL

ASSISTANT COACH: HITTING

Justin Mitchell joined the Lobo Family in August of 2023 and he serves as assistant coach. He will handle UNM's catchers as well as hitting for head coach Tod Brown. Mitchell spent the 2023 season as a graduate assistant coach at K-State under Pete Hughes. The 2023 Wildcats went 35-24 and advanced to the semifinals of the Big 12 Championship. His G.A. stint came after he

played one season at K-State, hitting .308 with five homers and 22 RBIs over 52 games, playing catcher as a grad transfer. Mitchell played four seasons at Oklahoma, where he graduated. Over his time he played in 116 games, hitting .261 with two homers and 38 RBIs. He recorded 991 career putouts as a catcher. He graduated from Oklahoma in 2022.



JORDAN MARTINEZ

RHP • 5-11 • SO.
Albuquerque, N.M. • Sandia HS

1

2023 (FRESHMAN): In debut collegiate season pitched in five games out of the bullpen...made collegiate debut on Feb. 19 vs. Oregon State...notched first collegiate strikeout on April 12 vs. CSU Pueblo...threw a season-high three innings on March 4 vs. St. Bonaventure...had first shutout appearance with 1 1/3 scoreless frames on April 23 at Air Force.

SANDIA HS (CLASS OF 2022): Two-time first team all-state selection...two-time first team all-district selection...four-year letterwinner on the diamond...earned the all-academic award.

2023 GAME-BY-GAME

Date	Opponent	GS	IP	H	R	ER	BB	SO	2B	3B	HR	WP	BK	HBP	IBB	Score	W-L	Sv	ERA	NP
2/19/2023	vs Oregon State		0.0	1	3	3	2	0	0	0	0	0	0	0	0	6-14	0-0	0	999.00	16
3/4/2023	ST. BONAVENTURE-1		3.0	5	4	4	0	0	1	0	1	0	0	0	0	8-17	0-0	0	21.00	39
4/12/2023	CSU PUEBLO		0.2	2	1	1	1	1	1	0	0	0	0	0	0	6-8	0-0	0	19.64	19
4/23/2023	at Air Force-2		1.1	0	0	0	1	0	0	0	0	0	0	1	0	8-13	0-0	0	14.40	29
5/2/2023	NEW MEXICO STATE		2.0	2	2	2	1	0	0	1	0	1	0	0	0	14-6	0-0	0	12.86	28
Totals		0	7.0	10	10	10	5	1	2	1	1	1	0	1	0	42-58	0-0	0	12.86	-

CAREER SUMMARY

Year	era	w-l	app	gs	cq	sho	sv	ip	h	r	er	bb	so	2b	3b	hr	bf	bavg	wp	hbp	bk	sfa	sha
2023	12.86	0-0	5	0	0	0/0	0	7.0	10	10	10	5	1	2	1	1	35	.357	1	1	0	1	0
TOTAL	12.86	0-0	5	0	0	0/0	0	7.0	10	10	10	5	1	2	1	1	35	.357	1	1	0	1	0



CHASE WEISSENBORN

SS • 5-11 • SR.
Albuquerque, N.M. • ABQ Academy

2

2023 (JUNIOR): In third season with the Lobos was 1 of 3 players to start all 51 games...batted .291 while reaching base at .360 and slugging .385...totaled 10 doubles, two triples, and one home run...drove in 27 runs and scored 36 times...stole three bases in three attempts...tied for the team lead with three sacrifice flies...led the team with 155 assists defensively...posted a fielding percentage of .963 across 218 chances...had a season-high four hits on three occasions...had a season-high three RBIs on four occasions...racked up a season-high eight total bases with first collegiate home run and two doubles on May 5 at UNLV...had a season-high eight assists on March 10 vs. Air Force...had a season-high five putouts on April 23 at Air Force...helped the Lobos turn 28 double plays.

2022 (SOPHOMORE): In second season with the Lobos hit .277 with 18 RBIs...played in 43 games...had seven doubles and a pair of triples...scored 27 runs...had a season-high three hits on May 17 against New Mexico State...posted a .937 fielding percentage in 191 total chances.

2021 (FRESHMAN): Saw action in 30 games as a true freshman...posted a slash line of .234/.324/.298...had six doubles and eight RBIs...scored 17 runs...notched first collegiate hit on Feb. 22 at Oregon State...academic all-conference selection.

ALBUQUERQUE ACADEMY (CLASS OF 2020): All-state shortstop as a junior...named the district player of the year and all-district as a junior...named district player of the year and first-team shortstop as a junior...honorable mention all-state as a junior...honorable mention all-state as a freshman and first team all-district.

2024 GAME-BY-GAME

Date	Opponent	Pos	AB	R	H	RBI	2B	3B	HR	BB	SB	CS	HBP	SAC	SF	GDP	K	PO	A	E	Avg
Feb 16	vs Oregon State	*ss	5	0	1	3	1	0	0	0	0	0	0	0	0	0	2	1	3	1	.200
Feb 17	vs CSU Bakersfield	*ss	3	0	0	0	0	0	0	0	0	0	0	0	0	0	2	4	1	0	.125
Feb 18	vs Minnesota	*ss	3	0	0	0	0	0	0	0	0	0	0	0	0	0	1	3	2	0	.091
Feb 19	vs CSU Bakersfield	*ss	1	0	1	0	1	0	0	0	0	0	0	0	0	0	0	0	0	0	.167
Totals		4gs	12	0	2	3	2	0	0	0	0	0	0	0	0	0	5	8	6	1	.167

On base pct. .167 • Slugging pct. .333

CAREER SUMMARY

Year	avg	gp-gs	ab	r	h	2b	3b	hr	rbi	tb	slg%	bb	hbp	so	gdp	ob%	sf	sh	sb-att	po	a	e	fld%
2021	.234	30-28	94	17	22	6	0	0	8	28	.298	11	2	16	3	.324	1	0	3-6	52	65	4	.967
2022	.277	43-38	137	27	38	7	2	0	18	49	.358	14	5	42	0	.358	3	1	1-1	52	128	12	.938
2023	.291	51-51	179	36	52	10	2	1	27	69	.385	19	2	37	3	.360	3	0	3-3	55	155	8	.963
TOTAL	.273	124-117	410	80	112	23	4	1	53	146	.356	44	9	95	6	.351	7	1	7-10	159	348	24	.955



DEVON DIXON

INF • 6-1 • SR.
Phoenix, Ariz. • Mountain Pointe

3

2023 (JUNIOR): Started 45 games and played in 49 primarily at second base during debut season with the Lobos...posted a fielding percentage of .971 with 69 putouts and 129 assists...helped the team turn 29 double plays...slashed .274/.346/.445 in 164 at-bats...finished with 10 doubles, six home runs, and 27 RBIs...scored 38 runs...stole a pair of bases...had 13 multi-hit games and seven multi-RBI games...had a season-high three hits on three different occasions...scored a season-high four runs on Feb. 24 vs. Northern Colorado...had a season-high four RBIs on March 18 at Fresno State...racked up a season-high eight total bases on Feb. 24 vs. Northern Colorado...drew a season-high three walks on March 4 vs. St. Bonaventure...hit first home run in a Lobo uniform on Feb. 24 vs. Northern Colorado...had a season-high seven assists on May 12 vs. Nevada.

2022 (SOPHOMORE, C. ARIZONA COLLEGE): Saw action in 48 games, posting a .248 batting average...scored 21 runs and drove in 21...stole four bases...had a season-high four hits and four RBIs on March 17 against Frasier Valley.

2021 (FRESHMAN, C. ARIZONA COLLEGE): Played in 55 games in debut collegiate season...hit five home runs and drove in 42...posted a slash line of .333/.420/.482...hit 10 doubles...scored 43 runs...stole six bases.

2024 GAME-BY-GAME

Date	Opponent	Pos	AB	R	H	RBI	2B	3B	HR	BB	SB	CS	HBP	SAC	SF	GDP	K	PO	A	E	Avg
Feb 16	vs Oregon State	*2b	4	0	0	0	0	0	0	0	0	0	0	0	0	0	1	3	3	0	.000
Feb 17	vs CSU Bakersfield	*2b	3	0	0	0	0	0	0	0	0	0	0	0	0	0	2	1	3	0	.000
Feb 19	vs CSU Bakersfield	*2b/ss	3	1	1	0	0	0	0	0	0	0	0	1	0	0	2	0	4	0	.100
Feb 22	SOUTH DAKOTA STA	*ss	4	2	1	1	1	0	0	0	0	0	0	0	0	0	2	0	2	0	.143
Feb 23	SOUTH DAKOTA STA	*ss	5	0	1	1	0	0	0	0	0	0	0	0	0	0	0	1	0	0	.158
Feb 24	SOUTH DAKOTA STA	*ss	4	1	1	0	0	0	0	0	0	0	0	0	0	0	1	2	4	0	.174
Feb 24	SOUTH DAKOTA STA	*ss	3	1	1	0	0	0	0	0	0	0	1	0	0	1	1	0	1	0	.192
Totals		7gs	26	5	5	2	1	0	0	0	0	0	1	1	0	1	9	7	17	0	.192

On base pct. .222 • Slugging pct. .231

CAREER SUMMARY

Year	avg	gp-gs	ab	r	h	2b	3b	hr	rbi	tb	slg%	bb	hbp	so	gdp	ob%	sf	sh	sb-att	po	a	e	fld%
2021*	.333	55-55	168	43	56	10	0	5	42	81	.482	21	7	43	4	.420	4	4	6-11	75	119	18	.915
2022*	.248	48-48	125	21	31	13	0	1	21	47	.376	12	1	35	4	.310	4	1	4-5	229	44	4	.986
2023	.274	49-45	164	38	45	10	0	6	27	73	.445	16	2	29	5	.346	0	0	2-3	69	129	6	.971
TOTAL	.274	49-45	164	38	45	10	0	6	27	73	.445	16	2	29	5	.346	0	0	2-3	69	129	6	.971
All*	.289	152-148	457	102	132	33	0	12	90	201	.440	49	10	107	13	.365	8	5	12-19	373	292	28	.900

4



TYE WOOD

OF • 5-11 • JR.
Gardner, Kan. • Gardner Edgerton

2023 (SOPHOMORE, IOWA WESTERN): Saw action in 44 games, posting a .413 batting average...scored 59 runs and drove in 29...stole a league-leading 23 bases for the second year in a row ... Named First Team All-Region for second consecutive season.

2022 (FRESHMAN, IOWA WESTERN): Played in 44 games for Iowa Western, batting .375 on the season with six doubles, four triples and a homer ... stole 23 bases ... drove in 21 runs with a .375/.500/.508 slash line ... Named First Team All-Region following the season's conclusion.

COACH BROWN ON WOOD: "He's had a nice spring so far – he's a guy that we expect to see a lot of playing action early."

2024 GAME-BY-GAME

Date	Opponent	Pos	AB	R	H	RBI	2B	3B	HR	BB	SB	CS	HBP	SAC	SF	GDP	K	PO	A	E	Avg
Feb 16	vs Oregon State	*of	3	1	1	0	0	0	0	0	0	0	1	0	0	0	1	0	0	0	.333
Feb 18	vs Minnesota	*of	3	1	1	0	0	0	0	1	0	0	1	0	0	0	0	0	0	0	.333
Feb 19	vs CSU Bakersfield	*of/of	2	1	1	0	0	0	0	2	0	0	0	0	0	0	0	1	0	0	.375
Feb 22	SOUTH DAKOTA STA	*of	3	1	1	0	0	0	0	1	1	0	0	0	0	0	1	2	0	0	.364
Feb 23	SOUTH DAKOTA STA	pr	0	1	0	0	0	0	0	0	0	0	0	0	0	0	0	0	0	0	.364
Feb 24	SOUTH DAKOTA STA	*of	4	0	1	1	1	0	0	1	0	0	0	0	0	0	2	0	0	0	.333
Feb 24	SOUTH DAKOTA STA	*of	1	2	1	1	0	0	0	2	1	0	1	0	0	0	0	6	0	0	.375
Totals		6gs	16	7	6	2	1	0	0	7	2	0	3	0	0	0	4	9	0	0	.375

On base pct. .615 • Slugging pct. .438



COOPER BRASS

INF • 5-10 • FR.
Chandler, Ariz. • Hamilton

5

HAMILTON HS (CLASS OF 2023): Two-time 6A State Champion ... 1st Team All-Arizona, 1st Team All State 6A, 1st Team All Region, 1st Team All District ... Hit .415 his senior year with a .516 OBP and 1.050 OPS, only striking out five times all season.



BRIAN MCBROOM

RHP • 6-0 • JR.
Oakley, Calif. • Freedom HS

6

2023 (JUNIOR): In second season with the Lobos led the team with 25 appearances all out of the bullpen...led the team and ranked seventh in the conference with three saves...struck out 39 hitters in 40 2/3 innings pitched...held an ERA of 5.53...earned four victories on the season...threw a season-high 4 2/3 innings on May 12 vs. Nevada...had a season-high six strikeouts on Feb. 17 vs. Oregon State and on April 6 vs. San Jose State...allowed zero or one earned runs in 20 of 25 appearances...had 12 shutout appearances including five in-a-row from March 17 to March 28...had a scoreless inning streak of 8 1/3.

2022 (SOPHOMORE): Key relief arm in first season with the Lobos...pitched in 17 games out of the bullpen...earned two saves...logged 39 innings while striking out 28 and walking just 10...earned two wins on the season...posted an ERA of 6.23...had a season-high four strikeouts on March 13 against Fresno State, and earned first collegiate win...earned first collegiate save on March 11 against Fresno State...threw a season-high four innings on two occasions...academic all-conference selection.

2021 (FRESHMAN, HOWARD COLLEGE): Pitched in four games in first collegiate season...totaled 7 2/3 innings, striking out seven hitters.

FREEDOM HS (CLASS OF 2020): First-team all-BVAL selection in 2019...graduated in the spring of 2020.

2024 GAME-BY-GAME

Date	Opponent	GS	IP	H	R	ER	BB	SO	2B	3B	HR	WP	BK	HBP	IBB	Score	W-L	Sv	ERA	NP
Feb 17	vs CSU Bakersfield		1.1	0	0	0	0	2	0	0	0	0	0	0	0	4-3	0-0	1	0.00	13
Feb 23	SOUTH DAKOTA STA		2.0	4	2	2	0	3	1	0	1	0	0	0	0	12-11	1-0	1	5.40	38
Totals		0	3.1	4	2	2	0	5	1	0	1	0	0	0	0	16-14	1-0	1	5.40	-

CAREER SUMMARY

Year	era	w-l	app	gs	cq	sho	sv	ip	h	r	er	bb	so	2b	3b	hr	bf	bavq	wp	hbp	bk	sfa	sha
2021*	12.91	0-0	4	0	0	0/0	0	7.2	13	11	11	5	7	0	0	1	0	.591	0	0	0	0	0
2022	6.23	2-2	17	0	0	0/1	3	39.0	52	34	27	10	28	12	3	5	184	.321	3	9	0	2	1
2023	5.53	4-2	25	0	0	0/1	3	40.2	47	28	25	11	39	14	2	3	182	.290	1	5	2	2	2
TOTAL	5.87	6-4	42	0	0	0/2	6	79.2	99	62	52	21	67	26	5	8	366	.306	4	14	2	4	3
All*	6.49	6-4	46	0	0	0/2	6	87.1	112	73	63	26	74	26	5	9	366	.324	4	14	2	4	3



DEREK MONTIJO

INF/OF • 6-0 • FR.
Rio Rico, Ariz. • Nogales HS

7

NOGALES HS (CLASS OF 2023): 1st Team All Region, 2nd Team All Conference, 5A State Runner Up ... batted .383 in his senior season.



KONNER KINKADE

INF • 5-10 • SR.
Pullman, Wash. • Pullman HS



2023 (JUNIOR): In debut season with the Lobos played in 35 games and earned 10 starts in the infield...batted .268 in 56 at-bats with four doubles and two home runs...supplied a walk-off sacrifice fly on April 11 vs. CSU Pueblo...connected on first collegiate home run on April 7 vs. San Jose State...reached base at a clip of .425 and slugged .446...matched season high of two hits on two occasions...had a career-high eight assists on March 28 vs. Texas Tech...had a season-high four putouts on April 2 vs. San Diego State...drove in 12 runs and crossed the plate 13 times...posted a fielding percentage of .944 with 30 putouts, 38 assists, and four errors...had a hand in 11 of the Lobos' 48 double plays.

2022 (SOPHOMORE, CSU BAKERSFIELD): Made 15 appearances and two starts, contributing mainly as a pinch hit option off the CSUB bench...Finished 5-for-22 with a double and a pair of RBI...Walked three times, was hit twice for a .370 on-base percentage and scored four runs...Drove in a run with a pinch-hit single in the team's win at Fresno State...Plated the winning run with an RBI ground out in a 2-1 victory over Pacific...2-for-4 in series at UC Santa Barbara.

2021 (FRESHMAN, CSU BAKERSFIELD): Made two appearances and one start during freshman campaign...Made first-career start at Santa Clara on Mar. 7.

PULLMAN HS (CLASS OF 2019): Named team and Great Northern League MVP as a senior...Led team to league championships in 2018 and 2019...Earned All-State accolades in 2019...Also competed in football and basketball...Named League MVP and earned All-State selection in football during senior season.

2024 GAME-BY-GAME

Date	Opponent	Pos	AB	R	H	RBI	2B	3B	HR	BB	SB	CS	HBP	SAC	SF	GDP	K	PO	A	E	Avg
Feb 16	vs Oregon State	ph	0	0	0	0	0	0	0	1	0	0	0	0	0	0	0	0	0	0	.000
Feb 17	vs CSU Bakersfield	*of	3	0	1	0	0	0	0	0	0	0	0	0	0	0	1	2	0	0	.333
Feb 18	vs Minnesota	*2b	4	0	0	0	0	0	0	0	0	0	0	0	0	0	1	2	2	0	.143
Feb 19	vs CSU Bakersfield	pr/2b	3	2	1	2	0	0	0	0	0	0	0	0	0	0	0	1	1	0	.200
Feb 22	SOUTH DAKOTA STA	*2b	3	2	1	0	0	0	0	1	0	0	0	0	0	0	1	1	2	0	.231
Feb 23	SOUTH DAKOTA STA	2b	1	0	1	1	1	0	0	0	0	0	0	0	0	0	0	0	0	0	.286
Feb 24	SOUTH DAKOTA STA	*2b	3	1	2	1	0	0	0	1	0	0	0	0	1	0	0	2	4	0	.353
Feb 24	SOUTH DAKOTA STA	*2b	3	1	2	3	0	0	0	2	0	0	0	0	0	0	1	2	1	0	.400
Totals		5gs	20	6	8	7	1	0	0	5	0	0	0	0	1	0	4	10	10	0	.400

On base pct. .500 • Slugging pct. .450

CAREER SUMMARY

Year	avg	gp-gs	ab	r	h	2b	3b	hr	rbi	tb	slg%	bb	hbp	so	qdp	ob%	sf	sh	sb-att	po	a	e	fld%
2020*	.000	2-1	6	0	0	0	0	0	0	0	.000	0	0	2	0	.000	0	0	0-0	1	1	1	.667
2021*	.227	15-2	22	4	5	1	0	0	2	6	.273	3	2	5	0	.370	0	0	0-0	2	0	0	1.000
2022*	.283	30-30	99	17	28	9	2	0	9	41	.414	10	2	16	2	.354	2	1	0-3	107	36	3	.979
2023	.268	35-10	56	13	15	4	0	2	12	25	.446	15	1	8	1	.425	1	0	0-0	30	38	4	.944
TOTAL	.268	35-10	56	13	15	4	0	2	12	25	.446	15	1	8	1	.425	1	0	0-0	30	38	4	.944
All*	.262	82-43	183	34	48	14	2	2	23	72	.393	28	5	31	3	.370	3	1	0-3	140	75	8	.964



JOSH MCALISTER

INF • 6-2 • JR.
Homewood, Ill. • Homewood HS

9

2023 (SOPHOMORE, OHIO STATE): Played in 36 games and started in 35 ... Batted .200 with 26 runs scored, 22 hits, four homeruns and 18 RBIs ... Went 8-for-9 in stolen bases ... Had a season-high three RBIs three times.

2022 (FRESHMAN, OHIO STATE): Played in 18 games during his freshman campaign, starting 11 of them at shortstop. Batted .257 with three doubles and nine runs scored across 35 at-bats, reaching base at a .447 clip ... In games he played from March 11 at West Virginia through April 1 against Nebraska, McAlister had a five-game hit streak ... On May 19 against Cincinnati, McAlister had two doubles and an RBI in the 5-3 win.

COACH BROWN ON MCALISTER: "Very athletic, good defensive player; has some juice in his bat and can hit doubles and home runs. He brings some experience at the Division I level coming in."

2024 GAME-BY-GAME

Date	Opponent	Pos	AB	R	H	RBI	2B	3B	HR	BB	SB	CS	HBP	SAC	SF	GDP	K	PO	A	E	Avg
Feb 16	vs Oregon State	*3b	4	1	2	1	0	0	0	0	0	0	0	0	0	0	1	0	1	0	.500
Feb 17	vs CSU Bakersfield	*3b	4	1	1	1	0	0	1	0	0	0	0	0	0	0	0	0	0	0	.375
Feb 18	vs Minnesota	*3b/ss	3	0	0	0	0	0	0	1	0	0	0	0	0	0	2	0	3	0	.273
Feb 19	vs CSU Bakersfield	*3b	3	1	1	0	0	0	0	1	2	0	0	0	0	0	1	0	2	0	.286
Feb 22	SOUTH DAKOTA STA	*3b	5	0	1	0	0	0	0	0	0	0	0	0	0	0	2	0	1	0	.263
Feb 23	SOUTH DAKOTA STA	*3b	5	1	1	0	0	0	0	1	0	0	0	0	0	0	0	1	2	1	.250
Feb 24	SOUTH DAKOTA STA	*3b	4	1	2	1	0	0	0	0	1	0	0	1	0	0	0	1	2	0	.286
Feb 24	SOUTH DAKOTA STA	*3b	3	1	0	0	0	0	0	0	0	0	1	0	0	1	0	0	0	0	.258
Totals		8gs	31	6	8	3	0	0	1	3	3	0	1	1	0	1	6	2	11	1	.258

On base pct. .343 • Slugging pct. .355

CAREER SUMMARY

Year	avg	gp-gs	ab	r	h	2b	3b	hr	rbi	tb	slg%	bb	hbp	so	gdp	ob%	sf	sh	sb-att	po	a	e	fld%
2022	.257	18-11	35	9	9	3	0	0	2	12	.343	8	4	11	1	.447	0	1	0-0	12	15	7	.794
2023	.200	36-35	110	26	22	1	2	4	18	39	.355	25	4	32	0	.364	1	2	8-9	63	83	7	.954
TOTAL	.214	54-46	145	35	31	4	2	4	20	51	.352	33	8	43	1	.385	1	3	8-9	75	98	14	.925



AUSTIN MUNGUIA

C • 5-10 • JR.
Round Rock, Texas • Round Rock HS

10

2023 (SOPHOMORE, CISCO COLLEGE): Hit .396 on the season as a sophomore, finishing the season with 44 hits, six doubles, two triples, four homers and 34 RBI while drawing 13 walks and stealing three bases.

2022 (FRESHMAN, NAVARRO COLLEGE): Played in five games, finishing the season with four hits and an RBI for a .286 batting average.

2024 GAME-BY-GAME

Date	Opponent	Pos	AB	R	H	RBI	2B	3B	HR	BB	SB	CS	HBP	SAC	SF	GDP	K	PO	A	E	Avg
Feb 18	vs Minnesota	pr/c	0	0	0	0	0	0	0	0	0	0	0	0	0	0	0	2	0	0	.000
Totals		0gs	0	0	0	0	0	0	0	0	0	0	0	0	0	0	0	2	0	0	.000

On base pct. .000 • Slugging pct. .000



SEAN STEPHENS

OF • 5-11 • SR.
Forney, Texas • Forney HS



2023 (JUNIOR): In second season with the Lobos played in 37 games and made 10 starts primarily in center field...batted .349 in 63 at-bats with five doubles, one triple, and one home run...reached base at a clip of .388 and slugged .508...stole four bases in six attempts...committed just one error in 43 chances for a fielding percentage of .977...scored 11 runs and drove in eight...had a season-high three hits on April 25 at Arizona and April 29 vs. Fresno State...sent the Lobos home victorious with a walk-off single on Feb. 20 against Minnesota...had a season-high five putouts on April 25 at Arizona and May 19 at San Diego State.

2022 (SOPHOMORE): In first season with the Lobos saw action in 37 games primarily as the right fielder...led the team with six stolen bases...had four doubles and three home runs...drove in 14 runs...batted .277 and scored 31 runs...had a season-high five hits and four RBIs on May 7 at Nevada...academic all-conference selection.

2021 (FRESHMAN, ODESSA COLLEGE): Played in 42 games in second season...posted a slash line of .349/.433/.530...racked up eight doubles, two triples, and five home runs...drove in 33 runs...led the team with 15 stolen bases...ranked third on the team with 42 runs scored...had a season-high five RBIs on April 27 against Midland.

2020 (COVID FRESHMAN, ODESSA COLLEGE): In his debut collegiate season played in 22 games before the coronavirus pandemic canceled the campaign...batted .414 with three doubles, three triples, and one home run...ranked third on the team with 20 RBIs and 25 runs scored...stole seven bases...put together an OPS of 1.052...picked up first collegiate hit in first game on Feb. 1 against Cisco College...hit first collegiate home run on Feb. 8 against Western Oklahoma State.

FORNEY HS (CLASS OF 2019): As a senior in 2019 batted .420 while striking out just seven times in 117 plate appearances...helped the team to a runner-up finish at the state tournament in 2018...collected 42 stolen bases in prep career...also competed in football, where he was a first team all-district running back...member of the National Honor Society and was in the top-10 percent of his school academically.

2024 GAME-BY-GAME

Date	Opponent	Pos	AB	R	H	RBI	2B	3B	HR	BB	SB	CS	HBP	SAC	SF	GDP	K	PO	A	E	Avg
Feb 16	vs Oregon State	*of	4	1	2	0	0	0	0	0	0	0	0	0	0	0	0	1	0	0	.500
Feb 17	vs CSU Bakersfield	*of	4	0	0	0	0	0	0	0	0	0	0	0	0	0	0	2	0	0	.250
Feb 19	vs CSU Bakersfield	*of	3	0	1	0	0	0	0	2	0	0	0	0	0	0	0	4	0	0	.273
Feb 22	SOUTH DAKOTA STA	*of	3	0	1	2	0	1	0	1	0	0	0	0	0	0	1	0	0	0	.286
Feb 23	SOUTH DAKOTA STA	*of	3	2	3	0	1	1	0	2	1	0	0	0	0	0	0	3	0	0	.412
Feb 24	SOUTH DAKOTA STA	*of	3	0	0	0	0	0	0	1	0	0	0	0	0	0	0	1	0	0	.350
Feb 24	SOUTH DAKOTA STA	*of	4	0	2	2	0	0	0	0	1	1	0	0	0	1	0	1	0	0	.375
Totals		7gs	24	3	9	4	1	2	0	6	2	1	0	0	0	1	1	12	0	0	.375

On base pct. .500 • Slugging pct. .583

CAREER SUMMARY

Year	avg	gp-gs	ab	r	h	2b	3b	hr	rbi	tb	slg%	bb	hbp	so	gdp	ob%	sf	sh	sb-att	po	a	e	fld%
2020*	.414	22-22	70	25	29	3	3	1	20	41	.586	8	2	8	0	.476	2	0	7-8	27	0	1	.964
2021*	.349	42-42	149	42	52	8	2	5	33	79	.530	17	5	22	0	.433	0	0	15-18	82	43	8	.940
2022	.277	37-25	112	31	31	4	0	3	14	44	.393	14	2	30	0	.364	1	1	6-7	62	1	2	.969
2023	.349	37-10	63	11	22	5	1	1	8	32	.508	3	1	11	0	.388	0	0	4-6	41	1	1	.977
TOTAL	.303	74-35	175	42	53	9	1	4	22	76	.434	17	3	41	0	.372	1	1	10-13	103	2	3	.972
All*	.340	138-99	394	109	134	20	6	10	75	196	.497	42	10	71	0	.414	3	1	32-39	212	45	12	.955



WILL ASBY

OF • 5-11 • SR.
Sacramento, Calif. • Jesuit HS

12

2023 (JUNIOR, SAN FRANCISCO): Played in 41 games and started 38 ... batted .263 on the season with 40 hits, 10 doubles, a triple and seven homers while driving in 26 RBI ... Posted a .982 fielding percentage in the outfield.

2022 (SOPHOMORE, SACRAMENTO CITY COLLEGE): Appeared in 34 games, batting .316 on the season ... Posted a slash line of .316/.401/.470 with 4 home runs and a team-high 26 RBI to go along with 20 runs scored, 15 walks and two stolen bases.

2021 (FRESHMAN, SACRAMENTO CITY COLLEGE): Played in 11 games in his first collegiate season, driving in five runs on three hits.

2024 GAME-BY-GAME

Date	Opponent	Pos	AB	R	H	RBI	2B	3B	HR	BB	SB	CS	HBP	SAC	SF	GDP	K	PO	A	E	Avg
Feb 16	vs Oregon State	ph	1	0	0	0	0	0	0	0	0	0	0	0	0	0	0	0	0	0	.000
Feb 17	vs CSU Bakersfield	*of	3	2	3	3	0	0	2	0	0	0	0	0	0	0	0	3	0	0	.750
Feb 18	vs Minnesota	*of	2	0	0	0	0	0	0	2	0	0	0	0	0	0	0	2	0	0	.500
Feb 19	vs CSU Bakersfield	*of	4	0	1	1	0	0	0	0	0	0	0	0	0	0	1	1	0	0	.400
Feb 22	SOUTH DAKOTA STA	*dh	5	0	0	0	0	0	0	0	0	0	0	0	0	0	1	0	0	0	.267
Feb 23	SOUTH DAKOTA STA	*of	4	0	1	0	0	0	0	2	0	0	0	0	0	0	0	2	0	0	.263
Feb 24	SOUTH DAKOTA STA	ph	1	0	1	1	0	0	0	0	0	0	0	0	0	0	0	0	0	0	.300
Feb 24	SOUTH DAKOTA STA	*of	3	2	2	4	1	0	1	2	0	0	0	0	0	0	0	1	0	0	.348
Totals		6gs	23	4	8	9	1	0	3	6	0	0	0	0	0	0	2	9	0	0	.348

On base pct. .483 • Slugging pct. .783

CAREER SUMMARY (SAN FRANCISCO 2023)

	AVG	GP	GS	AB	R	H	2B	3B	HR	RBI	SLG%	BB	HBP	SO	GDP	OB%	SF	SH	SB
2023	.263	41	38	152	20	40	10	1	7	26	.480	16	3	33	7	.341	2	0	2



BRETT RUSSELL

RHP • 6-0 • SR.
Enid, Okla. • Enid HS

13

2023 (JUNIOR): Voted team captain by players...in second season with Lobos pitched in five games out of the bullpen...to-taled 5 2/3 innings pitched...struck out seven hitters...threw a season-high 2 1/3 innings on Feb. 19 vs. Oregon State...threw one shutout inning at Grand Canyon on March 14...had a season-high three strikeouts on April 8 vs. San Jose State.

2022 (SOPHOMORE): In first season on the Lobo staff pitched in 15 games and led the team with 14 starts...ranked second on the team with 59 innings pitched and 46 strikeouts...earned first win as a Lobo on March 26 at Air Force...had a season-high eight strikeouts on March 5 at San Jose State...academic all-conference selection...named a Mountain West Scholar Athlete.

2021 (FRESHMAN, SEMINOLE STATE COLLEGE): Pitched in 14 games, making 11 starts and picking up five wins in second collegiate season...logged 55 innings while striking out 77 for an average of 12.6 strikeouts per game...reached double-figure strikeouts on two occasions, including a season-high 13 strikeouts on March 11 against Northeastern Oklahoma A&M...threw a season-high 6 2/3 innings on April 1 against Connors State College...NJCAA Academic All-American for the second straight season.

2020 (COVID FRESHMAN, SEMINOLE STATE COLLEGE): Pitched in seven games during the coronavirus-short-ened 2020 season...made six starts and collected three wins...struck out 46 hitters in 29 innings, for a strikeout-per-game rate of 14.28...named an NJCAA Academic All-American.

ENID HS (CLASS OF 2019): Helped his team to the 2018 Class 6A district championship...graduated in the spring of 2019.

2024 GAME-BY-GAME

Date	Opponent	GS	IP	H	R	ER	BB	SO	2B	3B	HR	WP	BK	HBP	IBB	Score	W-L	Sv	ERA	NP
Feb 22	SOUTH DAKOTA STA		5.0	2	4	2	0	8	1	0	0	1	0	1	0	5-11	0-0	0	3.60	74
Totals		0	5.0	2	4	2	0	8	1	0	0	1	0	1	0	5-11	0-0	0	3.60	-

CAREER SUMMARY

Year	era	w-l	app	qs	cq	sho	sv	ip	h	r	er	bb	so	2b	3b	hr	bf	bavg	wp	hbp	bk	sfa	sha
2020*	3.41	3-0	7	6	0	0/0	0	29.0	19	13	11	20	46	1	0	1	0	.213	2	1	2	0	0
2021*	6.38	5-5	14	11	0	0/0	0	55.0	50	59	39	34	77	0	0	7	0	.287	6	8	1	0	0
2022	8.69	1-6	15	14	0	0/0	0	59.0	107	69	57	29	46	25	2	9	317	.386	9	6	1	2	3
2023	17.47	0-1	5	0	0	0/0	0	5.2	16	12	11	4	7	3	1	3	37	.500	0	0	0	1	0
TOTAL	9.46	1-7	20	14	0	0/0	0	64.2	123	81	68	33	53	28	3	12	354	.398	9	6	1	3	3
All*	7.14	9-12	41	31	0	0/0	0	148.2	192	153	118	87	176	29	3	20	354	.336	17	15	4	3	3



AKILI CARRIS

INF • 6-2 • SO.
Albuquerque, N.M. • La Cueva HS

14

2023 (FRESHMAN): In debut collegiate season saw action in eight games coming off the bench...picked up first collegiate hit in career debut on Feb. 24 vs. Northern Colorado...went 1-for-7 on the season...scored a pair of runs...made a season-high four defensive plays on Feb. 24 vs. Northern Colorado.. Represented Greece at the Euro Baseball Championships in fall of '23,
LA CUEVA HS (CLASS OF 2022): Helped team to a state championship in 2021...two-time first-team all-state and all-district shortstop...two-time Albuquerque Metro Player of the Year...named the 2022 district player of the year...two-time first-team all-academic...as a senior in 2022 hit .495 with seven home runs, 15 doubles, and 38 RBIs...reached base at a clip of .564...as a junior in 2021 hit .456 with 10 doubles, 34 RBIs, and a .512 on-base percentage...named the La Cueva male science student of the year in 2022...also competed for the Albuquerque Baseball Academy.

2023 GAME-BY-GAME

Date	Opponent	Pos	AB	R	H	RBI	2B	3B	HR	BB	SB	CS	HBP	SAC	SF	GDP	K	PO	A	E	Avg
2/24/2023	NORTHERN COLORA	ph/2b	2	2	1	0	0	0	0	0	0	0	1	0	0	0	0	1	3	0	.500
2/25/2023	NORTHERN COLORA	ph/2b	1	0	0	0	0	0	0	0	0	0	0	0	0	0	1	0	0	0	.333
3/4/2023	ST. BONAVENTURE-1	ph	1	0	0	0	0	0	0	0	0	0	0	0	0	0	0	0	0	0	.250
3/4/2023	ST. BONAVENTURE-2	ph/2b	1	0	0	0	0	0	0	0	0	0	0	0	0	0	1	1	0	0	.200
4/8/2023	SAN JOSE STATE	pr/2b	1	0	0	0	0	0	0	0	0	0	0	0	0	0	0	0	1	1	.167
4/11/2023	CSU PUEBLO	pr/dh	0	0	0	0	0	0	0	0	0	0	0	0	0	0	0	0	0	0	.167
4/12/2023	CSU PUEBLO	pr	0	0	0	0	0	0	0	0	0	0	0	0	0	0	0	0	0	0	.167
5/16/2023	at New Mexico State	ph/ss	1	0	0	0	0	0	0	0	0	0	0	0	0	0	0	0	0	0	.143
Totals		Ogs	7	2	1	0	0	0	0	0	0	0	1	0	0	0	2	2	4	1	.143

CAREER SUMMARY

Year	avg	gp-gs	ab	r	h	2b	3b	hr	rbi	tb	slg%	bb	hbp	so	gdp	ob%	sf	sh	sb-att	po	a	e	fld%
2023	.143	8-0	7	2	1	0	0	0	0	1	.143	0	1	2	0	.250	0	0	0-0	2	4	1	.857
TOTAL	.143	8-0	7	2	1	0	0	0	0	1	.143	0	1	2	0	.250	0	0	0-0	2	4	1	.857



KHALIL WALKER

OF • 5-10 • JR.
Mansfield, Texas • Timberview HS

15

2022-23 (FRESHMAN/SOPHOMORE, EASTERN ARIZONA COLLEGE): First Team All ACCAC 2022 & 2023. Second Team NJCAA All Region 2022 & 2023. Arizona NJCAA Gold Glove 2022 & 2023.
MANSFIELD TIMBERVIEW HS (CLASS OF 2021): District 5-5A Offensive MVP following 2021 season... graduated that spring.

2024 GAME-BY-GAME

Date	Opponent	Pos	AB	R	H	RBI	2B	3B	HR	BB	SB	CS	HBP	SAC	SF	GDP	K	PO	A	E	Avg
Feb 16	vs Oregon State	*of	2	1	0	0	0	0	0	3	0	1	0	0	0	0	0	1	0	0	.000
Feb 17	vs CSU Bakersfield	of	0	0	0	0	0	0	0	0	0	0	0	0	0	0	0	2	0	0	.000
Feb 18	vs Minnesota	*of	4	1	1	0	1	0	0	1	0	0	0	0	0	0	2	0	0	0	.167
Feb 19	vs CSU Bakersfield	of	1	0	0	0	0	0	0	0	0	0	0	0	0	0	1	0	0	0	.143
Feb 22	SOUTH DAKOTA STA	*of	4	0	1	1	0	0	0	1	0	0	0	0	0	0	2	3	0	0	.182
Feb 23	SOUTH DAKOTA STA	*of	4	3	2	1	0	0	0	2	0	0	0	0	0	0	0	1	0	0	.267
Feb 24	SOUTH DAKOTA STA	*of	4	1	1	0	0	0	0	1	0	0	0	0	0	0	0	3	0	0	.263
Totals		5gs	19	6	5	2	1	0	0	8	0	1	0	0	0	0	5	10	0	0	.263

On base pct. .481 • Slugging pct. .316



CRISTIAN MOGEN

INF/RHP • 6-0 • FR.
Peoria, Ariz. • Centennial HS

17

CENTENNIAL HS (CLASS OF 2023): 1st Team All-Region, 1st Team All-State ... Led a 22-win Centennial team with .462 batting average, 40 runs scored, 37 hits, 30 RBI to go with a 7-2 record and 1.52 ERA on the mound.

2024 GAME-BY-GAME

Date	Opponent	GS	IP	H	R	ER	BB	SO	2B	3B	HR	WP	BK	HBP	IBB	Score	W-L	Sv	ERA	NP
Feb 19	vs CSU Bakersfield		2.0	2	0	0	0	0	1	0	0	0	0	0	0	6-2	1-0	0	0.00	26
Totals		0	2.0	2	0	0	0	0	1	0	0	0	0	0	0	6-2	1-0	0	0.00	-



JAKE HOLLAND

C • 6-4 • SR.
Orlando, Fla. • Montverde Academy

18

2023 (JUNIOR): In first season with the Lobos earned mention on the Buster Posey National Collegiate Catcher of the Year Award watch list...started 34 games and played in 41 behind the plate...ranked third on the team and fifth in the conference with 12 home runs...ranked third on the team and fifth in the conference with a slugging percentage of .633...reached base at a clip of .371...hit a walk-off home run on March 28 vs. Texas Tech...hit two home runs on March 3 vs. St. Bonaventure and again on April 23 at Air Force...added seven doubles and a triple among 50 hits...totaled 39 RBIs and 29 runs scored...batted .333 on the season...defensively committed just two errors in 245 chances for a fielding percentage of .992...had a season-high three hits on four occasions...had a season-high five RBIs and nine total bases on March 3 vs. St. Bonaventure...had a season-high 13 putouts on Feb. 17 vs. Oregon State...had a season-high three assists on April 30 vs. Fresno State.

2022 (SOPHOMORE, CHIPOLA COLLEGE): As a sophomore played in 32 games primarily as a catcher...tallied six home runs and 17 RBIs...slashed .221/.257/.442...posted a .976 fielding percentage in 208 chances...drove in a season-high five runs on Jan. 28 against College of Central Florida.

2021 (FRESHMAN, GEORGIA TECH): Played in 15 games, making eight starts in second season in the program...had one home run and six RBIs in 38 at-bats...hit first collegiate home run on Feb. 19 against Eastern Kentucky...had a season-high two hits on Feb. 28 at NC State...committed just two errors in 47 defensive chances.

2020 (COVID FRESHMAN, GEORGIA TECH): Appeared in 15 games, making 14 starts at catcher in the shortened 2020 season ... Finished with six hits, three doubles and three RBI on the year ... Drew three walks ... Recorded a .978 fielding percentage behind the dish ... Caught four would-be base thieves ... Finished the year hitting .158 ... Was a part of the first all-freshmen Opening Day battery in Georgia Tech history on Feb. 14 against St. Peter's with Zach Maxwell ... Had two crucial hits, including a double, in the come-from-behind win at Georgia Southern (Feb. 18) ... Recorded a hit and a walk against then-No. 4 Georgia (Feb. 28) ... Also recorded an RBI single against then-No. 14 Auburn (March 10) to close the season...ACC academic honor roll selection.

2024 GAME-BY-GAME

Date	Opponent	Pos	AB	R	H	RBI	2B	3B	HR	BB	SB	CS	HBP	SAC	SF	GDP	K	PO	A	E	Avg
Feb 16	vs Oregon State	*c	4	2	2	1	1	0	1	0	0	0	0	0	0	0	0	9	1	0	.500
Feb 18	vs Minnesota	*c	4	0	1	1	1	0	0	0	0	0	0	0	0	0	2	6	0	0	.375
Feb 19	vs CSU Bakersfield	*dh	2	0	0	0	0	0	0	1	0	0	0	0	0	1	1	0	0	0	.300
Feb 22	SOUTH DAKOTA STA	*c	4	0	1	1	1	0	0	0	0	0	0	0	1	0	14	0	0	0	.286
Feb 24	SOUTH DAKOTA STA	*c	4	1	1	0	0	0	0	0	0	0	1	0	0	1	0	9	0	0	.278
Totals		5gs	18	3	5	3	3	0	1	1	0	0	1	0	1	2	3	38	1	0	.278

On base pct. .333 • Slugging pct. .611

CAREER SUMMARY

Year	avg	gp-gs	ab	r	h	2b	3b	hr	rbi	tb	slg%	bb	hbp	so	gdp	ob%	sf	sh	sb-att	po	a	e	fld%
2020*	.158	15-14	38	2	6	3	0	0	3	9	.237	3	1	19	1	.233	1	0	0-0	125	6	3	.978
2021*	.158	15-8	38	4	6	1	1	1	6	12	.316	4	0	17	1	.238	0	0	0-0	47	4	2	.962
2022*	.221	32-32	95	14	21	3	0	6	17	42	.442	5	0	35	3	.257	1	1	0-0	201	2	5	.976
2023	.333	41-34	150	29	50	7	1	12	39	95	.633	8	1	32	1	.371	0	0	0-0	218	25	2	.992
TOTAL	.333	41-34	150	29	50	7	1	12	39	95	.633	8	1	32	1	.371	0	0	0-0	218	25	2	.992
All*	.259	103-88	321	49	83	14	2	19	65	158	.492	20	2	103	6	.304	2	1	0-0	591	37	12	.981



JUSTIN STILL

LHP • 6-3 • JR.
Chandler, Ariz. • Perry HS

19

2023 (SOPHOMORE): In second season with the Lobos pitched in 17 games out of the bullpen...posted an ERA of 5.91 across 21 1/3 innings pitched...totaled 20 strikeouts and limited the opposition to a batting average of .268...posted a scoreless inning streak of 7.0 from season debut on Feb. 20-March 28, a span of six consecutive scoreless outings...had a season-high five strikeouts in final outing of the year on May 13 vs. Nevada...allowed no runs in 10 of 17 appearances overall...threw a season-high 42 pitches on Feb. 20 vs. Minnesota...threw a season-high 2 1/3 innings on April 12 vs. CSU Pueblo.

2022 (FRESHMAN): As a true freshman saw action in 13 games and made five starts on the hill...totaled 30 innings and had 33 strikeouts against 18 walks...earned first collegiate win on March 19 at Wichita State...had a season-high six strikeouts on May 15 at California...academic all-conference selection...named a Mountain West Scholar Athlete.

PERRY HS (CLASS OF 2021): Two-time pitcher of the year – in 2019 and 2021...as a senior totaled 47 strikeouts on the season...broke his school record for strikeouts-per-9 innings.

2024 GAME-BY-GAME

Date	Opponent	GS	IP	H	R	ER	BB	SO	2B	3B	HR	WP	BK	HBP	IBB	Score	W-L	Sv	ERA	NP
Feb 18	vs Minnesota		3.0	0	0	0	2	3	0	0	0	1	0	0	0	2-11	0-0	0	0.00	38
Feb 24	SOUTH DAKOTA STA		1.0	1	0	0	0	0	0	0	0	0	0	1	0	9-8	1-0	0	0.00	15
Totals		0	4.0	1	0	0	2	3	0	0	0	1	0	1	0	11-19	1-0	0	0.00	-

CAREER SUMMARY

Year	era	w-l	app	gs	cq	sho	sv	ip	h	r	er	bb	so	2b	3b	hr	bf	bavg	wp	hbp	bk	sfa	sha
2022	10.20	1-4	13	5	0	0/0	0	30.0	48	40	34	18	33	10	2	10	163	.361	7	9	0	0	3
2023	5.91	0-1	17	0	0	0/1	0	21.1	22	14	14	16	20	5	1	1	105	.268	1	4	0	1	2
TOTAL	8.42	1-5	30	5	0	0/1	0	51.1	70	54	48	34	53	15	3	11	268	.326	8	13	0	1	5



LUKE BANISTER

C • 5-10 • JR.
Round Rock, Texas • Hutto HS

20

2023 (SOPHOMORE, CLEVELAND CC): Had a breakout year at Cleveland College, batting .314 with twice as many RBI (18) as strikeouts (9) ... hit five doubles and three triples ...drew 12 walks.

2022 (FRESHMAN, TEMPLE COLLEGE): Appeared in 36 games in his first collegiate season, driving in four runs on nine hits with two doubles.

2021 (FRESHMAN, BLINN COLLEGE): Redshirted.

HUTTO HS (CLASS OF 2020): Three-year letter winner for Coach Jay Elmore at Hutto High School... Newcomer of the Year Sophomore year... First Team All-District Catcher Junior year... AP Scholar Senior year... helped team reach second round of playoffs Junior year... Ranked 16th best catcher in the state 123rd nationally on PerfectGame... played summer ball for MVP Baseball



BEN BAKER-LIVINGSTON

RHP • 6-2 • JR.
Richardson, Texas • Plano East HS

22

2023 (SOPHOMORE): In second season with the Lobos pitched in 10 games including four starts...totaled 24 innings...threw a season-high five innings on March 21 vs. New Mexico State, allowing one run on four hits...had a season-high three strikeouts on March 14 at Grand Canyon...had a career-high five assists on April 12 vs. CSU Pueblo.

2022 (FRESHMAN): Pitched in 12 games as a true freshman, earning a pair of starts...logged 22 2/3 innings with a 10.72 ERA...had 18 strikeouts against 11 walks...earned two wins on the season...earned first collegiate win on May 10 against New Mexico State, and had a season-high five strikeouts in the game...was twice named the Mountain West Freshman of the Week...threw a season-best five innings on May 17 against New Mexico State...had a pair of shutout performances on the season...allowed just one home run...named academic all-conference...named a Mountain West Scholar Athlete.

PLANO EAST HS (CLASS OF 2021): Graduated in the spring of 2021...three-time academic all-district selection...first-team all-district outfielder in 2021.

2024 GAME-BY-GAME

Date	Opponent	GS	IP	H	R	ER	BB	SO	2B	3B	HR	WP	BK	HBP	IBB	Score	W-L	Sv	ERA	NP
Feb 19	vs CSU Bakersfield	*	4.0	3	0	0	1	5	0	0	0	1	0	1	0	6-2	0-0	0	0.00	59
Feb 24	SOUTH DAKOTA STA	*	2.0	3	2	2	0	3	1	0	0	0	0	1	0	9-8	0-0	0	3.00	40
Totals		2	6.0	6	2	2	1	8	1	0	0	1	0	2	0	15-10	0-0	0	3.00	-

CAREER SUMMARY

Year	era	w-l	app	gs	cq	sho	sv	ip	h	r	er	bb	so	2b	3b	hr	bf	bavg	wp	hbp	bk	sfa	sha
2022	10.72	2-1	12	2	0	0/0	0	22.2	41	27	27	11	18	6	5	1	120	.394	8	3	0	2	0
2023	8.62	0-4	10	4	0	0/0	0	24.0	40	24	23	10	10	12	0	1	122	.374	3	1	0	1	3
TOTAL	9.64	2-5	22	6	0	0/0	0	46.2	81	51	50	21	28	18	5	2	242	.384	11	4	0	3	3



JAREN JACKSON

LHP • 6-3 • SR.
Albuquerque, N.M. • Cleveland HS

23

2023 (JUNIOR): In debut season with the Lobos pitched in 12 games and made eight starts...ranked fourth on the team with 44 2/3 innings pitched...struck out 32 hitters against 12 walks...had a season-high six strikeouts in a five-inning shutout performance at New Mexico State on April 18...allowed three or fewer earned runs in 7 of 12 appearances including his last four outings of the season...earned first win as a Lobo on March 4 vs. St. Bonaventure...earned first collegiate save on April 29 vs. Fresno State...threw a season-high 101 pitches on May 14 vs. Nevada, across 6 2/3 shutout innings.

2022 (SOPHOMORE, PIMA CC): Second-team all-ACCAC pitcher...made 13 starts on the mound as a sophomore...earned six wins and tossed three complete games...logged 65 2/3 innings while striking out 58 to go against 22 free passes...notched a 2.88 ERA...had a season-high eight strikeouts on Feb. 19 against Community Christian.

2021 (FRESHMAN, PIMA CC): Made 12 starts in second collegiate season...earned seven victories...logged 65 1/3 innings, striking out 67 and walking just 22...threw a season-high seven innings on three occasions...had a season-high 10 strikeouts on Feb. 23 at Paradise Valley CC.

2020 (COVID FRESHMAN, PIMA CC): Made five starts during the coronavirus-shortened 2020 season...earned two wins and notched a 5.79 ERA...logged 23 1/3 innings...struck out 23 hitters while allowing just 10 walks...earned first collegiate win in first collegiate start, on Jan. 31

against Colorado Northwestern CC...had a season-high seven strikeouts in the victory.

CLEVELAND HS (CLASS OF 2019): First-team all-state pitcher as a senior in 2019...first-team all-state first baseman as a junior in 2018...also competed in football...graduated in the spring of 2019.

2024 GAME-BY-GAME

Date	Opponent	GS	IP	H	R	ER	BB	SO	2B	3B	HR	WP	BK	HBP	IBB	Score	W-L	Sv	ERA	NP
Feb 16	vs Oregon State	*	3.1	9	8	8	3	4	3	0	4	0	0	0	0	6-15	0-1	0	21.60	79
Feb 22	SOUTH DAKOTA STA	*	4.0	9	7	7	0	6	2	0	4	0	0	2	0	5-11	0-2	0	18.41	79
Totals		2	7.1	18	15	15	3	10	5	0	8	0	0	2	0	11-26	0-2	0	18.41	-

CAREER SUMMARY

Year	era	w-l	app	gs	cq	sho	sv	ip	h	r	er	bb	so	2b	3b	hr	bf	bavg	wp	hbp	bk	sfa	sha
2020*	5.79	2-1	5	5	0	0/0	0	23.1	25	18	15	10	23	0	0	0	99.000	2	3	0	0	0	0
2021*	6.20	7-2	12	12	0	0/0	0	65.1	76	55	45	22	67	0	0	5	0 99.000	4	2	0	0	0	0
2022*	2.88	6-2	13	13	3	2/0	0	65.2	61	29	21	22	58	0	0	0	0 99.000	2	3	0	0	0	0
2023	7.46	3-2	12	8	0	0/1	1	44.2	61	38	37	12	32	17	4	2	210	.318	1	3	0	2	1
TOTAL	7.46	3-2	12	8	0	0/1	1	44.2	61	38	37	12	32	17	4	2	210	.318	1	3	0	2	1
All*	5.34	18-7	42	38	3	2/1	1	199.0	223	140	118	66	180	17	4	7	210	1.161	9	11	0	2	1



KYLE SMITH

C • 6-0 • SR.

Wilmington, N.C. • New Hanover HS

24

2023 (JUNIOR): In second season with the Lobos played in 28 games while making 20 starts behind the plate...batted .271 in 70 at-bats...had three doubles, three triples, and five home runs on the way to a slugging percentage of .508...reached base at a clip of .388...totaled 13 RBIs and 17 runs scored...drew 16 walks and led the team with 10 hit by pitch against just 17 strikeouts...stole two bases in two attempts...posted a perfect 1.000 fielding percentage in 130 chances behind the plate...had a season-high three hits on April 23 at Air Force...had five multi-RBI games...had a season-high eight total bases on April 23 at Air Force...had a season-high nine putouts on two occasions...had a season-high two assists on five occasions...reached base in 18 consecutive games from Feb. 24-May 6...had a seven-game hitting streak...named a CSC academic all-district selection.

2022 (SOPHOMORE): In first season with the Lobos hit .286 with three home runs and 18 RBIs...suited up in 32 games and logged 63 at-bats...added three doubles and two triples for a slugging percentage of .540...had a season-high four hits and six RBIs on April 24 at UNLV...academic all-conference selection...named a Mountain West Scholar Athlete.

2021 (FRESHMAN, ST. JOHNS RIVER STATE COLLEGE): In second collegiate season played 49 games and hit .294 with four home runs and 28 RBIs...ranked second on the team with 15 doubles...was a perfect 4-for-4 in stolen base attempts...posted an OPS of .887...ranked second on the team with 36 runs scored...posted a .980 fielding percentage in a team-high 306 chances...had a season-high four RBIs on April 9 against Florida State College at Jacksonville.

NEW HANOVER HS (CLASS OF 2019): Helped team to back-to-back state championships in 2018 and 2019...graduated in the top-10 percent of his class in the spring of 2019...committed more than 80 volunteer hours.

2024 GAME-BY-GAME

Date	Opponent	Pos	AB	R	H	RBI	2B	3B	HR	BB	SB	CS	HBP	SAC	SF	GDP	K	PO	A	E	Avg
Feb 16	vs Oregon State	ph	1	0	1	0	0	0	0	0	0	0	0	0	0	0	0	0	0	0	1.000
Feb 17	vs CSU Bakersfield	*c	3	1	0	0	0	0	0	0	0	0	1	0	0	0	2	4	0	0	.250
Feb 19	vs CSU Bakersfield	*c	5	0	1	1	0	0	0	0	0	1	0	0	0	1	1	10	0	0	.222
Feb 23	SOUTH DAKOTA STA	*c	4	2	2	1	1	0	0	2	0	0	0	0	0	0	1	9	0	1	.308
Feb 24	SOUTH DAKOTA STA	*c	2	2	1	0	1	0	0	1	0	0	1	0	0	0	0	8	0	0	.333
Totals		4gs	15	5	5	2	2	0	0	3	0	1	2	0	0	1	4	31	0	1	.333

On base pct. .500 • Slugging pct. .467

CAREER SUMMARY

Year	avg	gp-gs	ab	r	h	2b	3b	hr	rbi	tb	slg%	bb	hbp	so	gdp	ob%	sf	sh	sb-att	po	a	e	fld%
2021*	.294	49-49	170	36	50	15	2	4	28	81	.476	16	19	41	1	.411	2	0	4-4	289	11	6	.980
2022	.286	32-10	63	10	18	3	2	3	18	34	.540	6	0	11	0	.348	0	0	0-0	39	2	1	.976
2023	.271	28-20	70	17	19	3	3	5	13	43	.614	16	10	17	0	.469	0	0	2-2	112	18	0	1.000
TOTAL	.278	60-30	133	27	37	6	5	8	31	77	.579	22	10	28	0	.418	0	0	2-2	151	20	1	.994
All*	.287	109-79	303	63	87	21	7	12	59	158	.521	38	29	69	1	.414	2	0	6-6	440	31	7	.985



LUKE WISEMAN

RHP • 6-0 • JR.

Wylie, Texas • Wylie HS

25

2022-23 (FRESHMAN/SOPHOMORE, ODESSA COLLEGE): Named to 2023 WJCAC All-Conference and All-Academic teams for Odessa College ... Made 21 appearances with one start in the 2023 season for a total of 37.1 IP ... Struck out 53 in that span while picking up one win and one save ... Finished the season with a 3.71 ERA.

WYLIE HS (CLASS OF 2021): 2021 District 9-6A MVP, 0.71 ERA in Senior year of highschool.



LUKE MANSY

INF/OF • 5-10 • SO.
San Diego, Calif. • St. Augustine

26

2023 (FRESHMAN, GROSSMONT COLLEGE): Appeared in 43 games for Grossmont in 2023, batting .297 on the season while racking up 31 RBI ... Finished the season with almost twice as many walks (30) as K's (16) ... Hit nine doubles, two triples and three homers, getting on base at a .415 clip.

2022 (REDSHIRT FRESHMAN, SANTA CLARA): Did not play.

ST. AUGUSTINE HS (CLASS OF 2021): A 2021 graduate of St. Augustine High School in San Diego ... four-year varsity starter for the Saints.

2024 GAME-BY-GAME

Date	Opponent	Pos	AB	R	H	RBI	2B	3B	HR	BB	SB	CS	HBP	SAC	SF	GDP	K	PO	A	E	Avg
Feb 16	vs Oregon State	ph	1	0	0	0	0	0	0	0	0	0	0	0	0	0	1	0	0	0	.000
Feb 17	vs CSU Bakersfield	*dh	3	0	0	0	0	0	0	1	0	0	0	0	0	0	1	0	0	0	.000
Feb 18	vs Minnesota	3b	1	0	0	0	0	0	0	0	0	0	0	0	0	0	0	0	0	0	.000
Feb 19	vs CSU Bakersfield	ph/dh	1	1	1	0	0	0	0	1	0	0	0	0	0	0	0	0	0	0	.167
Feb 23	SOUTH DAKOTA STA	*2b	4	0	1	2	0	0	0	1	0	0	0	0	0	0	0	2	4	0	.200
Feb 24	SOUTH DAKOTA STA	*dh	5	3	3	0	1	0	0	0	0	0	0	0	0	0	0	0	0	0	.333
Totals		3gs	15	4	5	2	1	0	0	3	0	0	0	0	0	0	2	2	4	0	.333

On base pct. .444 • Slugging pct. .400



DAVID LOPEZ

RHP • 6-2 • JR.
Mission, Texas • Sharyland Pioneer

27

2023 (SOPHOMORE, WHARTON COUNTY JC): In second season with WCJC, pitching 57.0 innings over 13 appearances -- 10 starts ... Finished the season with a 4-2 record and one save, striking out 51 while posting a 1.42 WHIP and 5.37 ERA

2022 (FRESHMAN, WHARTON COUNTY JC): As a true freshman saw action in 18 games, starting 9 ... Pitched 42.2 innings, posting a 2-4 record with one save ... struck out 37 (7.80 K/9) and finished the season with a 6.96 ERA.

SHARYLAND PIONEER HS (CLASS OF 2021): Finished third place in the State of Texas ULA ... Represented his birth country of Mexico at the 11U level in 2014 before representing the USA at the 16U level in 2018.

2024 GAME-BY-GAME

Date	Opponent	GS	IP	H	R	ER	BB	SO	2B	3B	HR	WP	BK	HBP	IBB	Score	W-L	Sv	ERA	NP
Feb 17	vs CSU Bakersfield	*	5.0	4	2	2	2	2	0	0	0	1	0	0	0	4-3	1-0	0	3.60	73
Feb 23	SOUTH DAKOTA STA	*	4.2	11	7	6	2	5	4	0	1	0	0	0	0	12-11	1-0	0	7.45	83
Totals		2	9.2	15	9	8	4	7	4	0	1	1	0	0	0	16-14	1-0	0	7.45	-



WYATT HARDY

RHP • 6-2 • JR.
Parker, Colo. • Valor Christian

29

2023 (SOPHOMORE, PIMA CC): Made 20 appearances for a total of 27.1 IP on the season ... Accumulated a 3-0 record with one save, striking out 26 while finishing with a 1.43 WHIP and 5.93 ERA.

2022 (FRESHMAN, WASHBURN UNIVERSITY): Pitched 18 1/3 innings in 10 games and made two starts on the mound ... finished the season with a 1-3 record and 13 strikeouts ... earned first win against Oklahoma Baptist (Feb. 13) and allowed one run on two hits and zero walks in two innings of work while striking out two ... recorded a season-high four strikeouts in 2 2/3 frames against No. 4 Central Missouri in the MIAA Tournament (May 14) ... named to MIAA Academic Honor Roll.

VALOR CHRISTIAN (CLASS OF 2021): Tossed two no-hitters in his freshman season ... led the team in wins and strikeouts as a freshman and sophomore ... did not have a high school season his junior year due to the COVID-19 pandemic ... played on a club team, the Slammers, and received multiple national awards and recognition through Perfect Game ... as a senior, was named second team all-conference and helped the team advance to the state championship, finishing as the runner-up.

2024 GAME-BY-GAME

Date	Opponent	GS	IP	H	R	ER	BB	SO	2B	3B	HR	WP	BK	HBP	IBB	Score	W-L	Sv	ERA	NP
Feb 19	vs CSU Bakersfield		3.0	3	2	2	0	4	0	0	1	1	0	0	0	6-2	0-0	1	6.00	49
Feb 24	SOUTH DAKOTA STA		2.0	2	0	0	0	3	0	0	0	0	0	0	0	13-2	0-0	1	3.60	30
Totals		0	5.0	5	2	2	0	7	0	0	1	1	0	0	0	19-4	0-0	1	3.60	-



REED SPENRATH

1B • 6-5 • SR.
El Campo, Texas • El Campo HS

30

2023 (JUNIOR): First-team all-conference selection in first season with the Lobos...led the team and ranked second in the conference with 19 home runs...ranked second on the team and third in the conference with a slugging percentage off .716...ranked third in the conference with an OPS of 1.133...led the team and ranked second in the conference with 65 RBIs...led the team and ranked third in the conference with 54 runs scored...started 50 of 51 games...made 36 starts at first base and 14 in right field...batted .321 while reaching base at a clip of .421...home run total was tied for sixth highest in UNM single-season history...was a perfect 3-for-3 in stolen base attempts...defensively in 378 chances committed just two errors for a fielding percentage of .995...helped the Lobos turn 32 double plays...had a season-high four hits on April 6 and April 8 vs. San Jose State...scored a season-high four runs on March 3 vs. St. Bonaventure...had a season-high six RBIs on Feb. 24 vs. Northern Colorado and on April 6 vs. San Jose State...hit three home runs vs. Northern Colorado on Feb. 24, racking up a season-high 12 total bases in the game...had a season-high 15 putouts on March 21 vs. New Mexico State...had a season-high two assists on two occasions...homered in three consecutive games from May 2-6...had 16 multi-hit games and 18 multi-RBI games.

2022 (SOPHOMORE, TCU): Started 25 games as part of 32 appearances on the season...made 21 starts as the designated hitter and four at first base...hit .209 on the year with a .374 slugging percentage and a .318 on-base percentage...totaled 19 hits, three of which were doubles and four were home runs...tallied 13 RBIs, six of which came with two outs...recorded a hit in 15 games and reached safely in 32...collected three multi-hit games and two multiple-RBI contests...made season debut on Feb. 20 against Houston...went 2-for-4 with four RBIs against the Cougars...was 1-for-2 with an RBI in the win over Stephen F. Austin...started all three games against Nebraska (Feb. 25-27)...

collected two hits in the series with a double and an RBI...had a double in a start against Army (March 12)...connected on first home run of the season off the bench at UT Arlington (April 5)...hit safely in both starts at Texas (April 9-10)...homered in start at Dallas Baptist (April 12)...went 3-for-5 with a home run and 2 RBIs in the series finale against Texas Tech (April 16)...went 2-for-4 with an RBI in a win over UT Arlington (April 19)...started all three games of the Oklahoma State series (April 22-24)...homered in the series finale against the Cowboys (April 24)...tallied a hit in each of the last two games against Oklahoma (May 7-8)...drew three walks and scored twice as a pinch hitter at Kansas (May 14)...drew six walks in his final four appearances of the season.

2020-21 (FRESHMAN, CISCO COLLEGE): Played two seasons at Cisco College...was a third-team JUCO All-American as a sophomore...earned first-team all-region honors in 2021...tabbed an all-conference performer...earned NJCAC Baseball Player of the Week honors (May 2-8, 2021)...played in 68 games as a sophomore...hit .423 as a sophomore with 16 home runs and 84 RBIs...in a shortened 2020 campaign, hit .479 with seven home runs and 38 RBIs.

2019 (REDSHIRT FRESHMAN, TEXAS A&M): Did not compete.

EL CAMPO HS (CLASS OF 2018): Four-year letterwinner at El Campo High School...earned Rawlings/Perfect Game All-American Honorable Mention and Rawlings/Perfect Game Texas All-Region Honorable Mention in 2018...named Collin Street Bakery/Texas Sports Writers Association Class 4A All-State Honorable Mention in 2016 and '17...batted .385 with 17 extra-base hits and 31 RBI as a junior...hit .380 with 36 runs, seven doubles, two triples, six home runs and 41 RBI as a sophomore...selected for the Victoria Advocate All-Area Second team in 2017 (1B) and 2018 (DH)...tabbed All-District 27-4A Second Team in 2016 and All-District 26-4A in 2017 and '18...earned District 27-4A Newcomer of the year in 2015...picked up District 26-4 All-Academic First Team as a junior and senior.

2024 GAME-BY-GAME

Date	Opponent	Pos	AB	R	H	RBI	2B	3B	HR	BB	SB	CS	HBP	SAC	SF	GDP	K	PO	A	E	Avg
Feb 16	vs Oregon State	*1b	4	0	0	0	0	0	0	1	0	0	0	0	0	0	1	9	1	0	.000
Feb 17	vs CSU Bakersfield	*1b	3	0	0	0	0	0	0	1	0	0	0	0	0	0	3	8	2	0	.000
Feb 18	vs Minnesota	*1b	2	0	0	0	0	0	0	1	0	0	0	0	0	0	1	7	2	0	.000
Feb 19	vs CSU Bakersfield	ph/1b	1	0	0	0	0	0	0	1	0	0	0	0	0	0	1	2	1	0	.000
Feb 22	SOUTH DAKOTA STA	*1b	4	0	1	0	0	0	0	1	0	0	0	0	0	0	1	7	0	0	.071
Feb 23	SOUTH DAKOTA STA	*1b	6	1	2	3	1	0	0	0	0	0	0	0	0	0	0	7	1	0	.150
Feb 24	SOUTH DAKOTA STA	*1b	3	3	1	1	0	1	0	2	0	0	0	0	0	0	0	9	0	0	.174
Feb 24	SOUTH DAKOTA STA	*1b	4	0	2	1	1	0	0	0	0	0	0	0	0	0	1	3	0	0	.222
Totals		7gs	27	4	6	5	2	1	0	7	0	0	0	0	0	0	8	52	7	0	.222

On base pct. .382 • Slugging pct. .370

CAREER SUMMARY

Year	avg	gp-gs	ab	r	h	2b	3b	hr	rbi	tb	slg%	bb	hbp	so	gdp	ob%	sf	sh	sb-att	po	a	e	fld%
2020*	.479	23-23	73	24	35	5	0	7	38	61	.836	18	0	18	0	.576	1	0	4-4	121	9	3	.977
2021*	.402	58-58	194	61	78	18	3	13	70	141	.727	37	3	47	0	.498	3	0	3-4	237	11	2	.992
2022*	.209	32-25	91	12	19	3	0	4	13	34	.374	14	1	40	0	.318	1	0	1-1	26	1	1	.964
2023	.321	50-50	190	54	61	11	4	19	65	137	.721	34	1	70	1	.421	3	0	3-3	358	18	2	.995
TOTAL	.321	50-50	190	54	61	11	4	19	65	137	.721	34	1	70	1	.421	3	0	3-3	358	18	2	.995
All*	.352	163-156	548	151	193	37	7	43	186	373	.681	103	5	175	1	.453	8	0	11-12	742	39	8	.990



DAYNE PENGELLY

RHP • 6-2 • JR.
Rio Rancho, N.M. • Cleveland HS

31

2023 (SOPHOMORE, PIMA CC): Struck out 31 over 29.1 innings of work, making 21 appearances in relief ... Finished the season with a 2-0 record to go with 3.38 ERA and 1.67 WHIP ...

2022 (FRESHMAN, EMBRY-RIDDLE AERONAUTICAL UNIVERSITY): As a true freshman saw action in 18 games, starting 2 ... finished the season with a 2-2 record ... Struck out 37 over 23.0 IP.

V. SUE CLEVELAND HS (CLASS OF 2021): 1st Team All-State Pitcher, 2nd Team All-State First Baseman ... Connie Mack World Series All-Tournament Pitcher ... Graduated in 2021.

2024 GAME-BY-GAME

Date	Opponent	GS	IP	H	R	ER	BB	SO	2B	3B	HR	WP	BK	HBP	IBB	Score	W-L	Sv	ERA	NP
Feb 18	vs Minnesota	*	1.0	5	6	6	3	1	1	0	0	0	0	3	0	2-11	0-1	0	54.00	44
Totals		1	1.0	5	6	6	3	1	1	0	0	0	0	3	0	2-11	0-1	0	54.00	-



DAXTON PURSER

LHP • 6-2 • JR.
Providence, Utah • Ridgeline HS

33

2023 (SOPHOMORE, SALT LAKE CC): Posted a 2.70 ERA on the season ... Made seven appearances on the mound -- all starts -- striking out 41 over 36.2 IP ... Struck out at least four in each outing, always lasting at least four innings.

2022 (FRESHMAN, SALT LAKE CC): NJCAA All-American, All-Conference First Team in second year at SLCC ... threw 74.1 innings, finishing the season with a 1.70 ERA and 92 punchouts to only 30 walks ... Left the mound in eight games without surrendering an earned run.

2021 (FRESHMAN, SALT LAKE CC): Threw 17.1 innings over 13 appearances in his first collegiate action, striking out 15.

RIDGELINE HS (CLASS OF 2020): Graduated in 2020 ... Ranked as the No. 2 LHP in his class in the state of Utah and No. 19 overall.

2024 GAME-BY-GAME

Date	Opponent	GS	IP	H	R	ER	BB	SO	2B	3B	HR	WP	BK	HBP	IBB	Score	W-L	Sv	ERA	NP
Feb 18	vs Minnesota		2.2	0	0	0	1	2	0	0	0	1	0	1	0	2-11	0-0	0	0.00	39
Feb 24	SOUTH DAKOTA STA		2.2	3	2	2	2	3	1	0	1	0	0	0	0	9-8	0-0	0	3.38	45
Totals		0	5.1	3	2	2	3	5	1	0	1	1	0	1	0	11-19	0-0	0	3.38	-



JOSH BARNHOUSE

RHP • 6-6 • JR.
Prosper, Texas • Prosper HS

34

2023 (SOPHOMORE, CROWDER JC): Made 12 appearances in his second season at Crowder, starting six ... Accumulated a 6-1 record with two saves ... Struck out 54 over 47.2 IP on the season ... 4.34 ERA and 1.22 WHIP on the season.

2022 (FRESHMAN, CROWDER JC): As a true freshman, threw 39.2 innings of work, striking out 55 (12.48 K/9) ... 3.18 ERA and 1.03 WHIP.

PROSPER HS (CLASS OF 2021): Named to NTHSBCA All-Star Game following senior year in 2021.

2024 GAME-BY-GAME

Date	Opponent	GS	IP	H	R	ER	BB	SO	2B	3B	HR	WP	BK	HBP	IBB	Score	W-L	Sv	ERA	NP
Feb 16	vs Oregon State		2.2	7	7	7	3	4	1	0	3	1	0	0	0	6-15	0-0	0	23.62	75
Feb 24	SOUTH DAKOTA STA		3.1	7	4	2	1	3	3	0	0	0	0	0	0	9-8	0-0	0	13.50	64
Totals		0	6.0	14	11	9	4	7	4	0	3	1	0	0	0	15-23	0-0	0	13.50	-



BLAKE LEHMBECK

RHP • 6-1 • FR.
Tucson, Ariz. • Canyon Del Oro

38

2023 (FRESHMAN): Greyshirted.

CANYON DEL ORO HS (CLASS OF 2022): Helped lead team to the 2022 Arizona state championship...named the Southern Arizona High School Pitcher of the Year...participated on the Arizona high school all-star team...as a senior in 2022 struck out 87 hitters in 67 innings while compiling a 1.90 ERA...graduated in the top-10 of his class...also competed for the Baseball Next Level club.

2024 GAME-BY-GAME

Date	Opponent	GS	IP	H	R	ER	BB	SO	2B	3B	HR	WP	BK	HBP	IBB	Score	W-L	Sv	ERA	NP
Feb 18	vs Minnesota		1.0	3	1	1	0	2	2	0	0	0	0	0	0	2-11	0-0	0	9.00	26
Totals		0	1.0	3	1	1	0	2	2	0	0	0	0	0	0	2-11	0-0	0	9.00	-



ARTHUR STEINKAMP

LHP • 6-0 • SR.
Los Alamos, N.M. • Los Alamos HS

35

2023 (JUNIOR): Led the team with a 2.81 ERA across 15 appearances out of the bullpen...logged 25 2/3 innings in relief...struck out 12 batters while issuing just four walks...posted a streak of 14 1/3 consecutive scoreless innings from April 28-May 18...threw a season-high 4 1/3 shutout innings on April 28 vs. Fresno State...had a season-high four strikeouts on May 18 at San Diego State, including a career-high 71 pitches...allowed one home run among 108 batters faced...named a CSC academic all-district selection.

2022 (SOPHOMORE): In third season with the Lobos saw innings in four different games out of the bullpen...had a season-high two strikeouts on Feb. 18 at Oregon State...academic all-conference for the third straight season...named a Mountain West Scholar Athlete for the third straight season.

2021 (FRESHMAN): In second season with UNM pitched in nine games out of the bullpen...totaled 7 1/3 innings and eight strikeouts...had a season-high two strikeouts on April 3 at San Diego State...academic all-conference for the second straight season...named a Mountain West Scholar Athlete for the second straight season.

2020 (COVID FRESHMAN): In the coronavirus-shortened campaign, pitched in four games out of the bullpen...notched a 5.40 ERA in his five innings of work...earned first collegiate victory on March 7 against Hofstra...had a season-high two strikeouts on Feb. 28 against BYU...academic all-conference selection...named a Mountain West Scholar Athlete.

LOS ALAMOS HS (CLASS OF 2019): Competed in baseball and soccer...graduated in 2019...was named the New Mexico Soccer Player of the Year in 2018...played for Four Corners Frackers...in baseball posted a 2.20 ERA in 11 starts, striking out 82 hitters in 57 innings pitched...as a senior batted .400...team captain...two-time first-team all-state selection...three-time first-team all-district selection...in soccer broke school record with 48 goals and 11 assists in 24 games...two-time district player of the year...two-time first-team all-state selection...named to the USC all-region team...named the 2019 LAHS Athlete of the Year.

2024 GAME-BY-GAME

Date	Opponent	GS	IP	H	R	ER	BB	SO	2B	3B	HR	WP	BK	HBP	IBB	Score	W-L	Sv	ERA	NP
Feb 16	vs Oregon State		2.0	1	0	0	1	1	0	0	0	0	0	0	0	6-15	0-0	0	0.00	25
Feb 23	SOUTH DAKOTA STA		2.1	4	2	1	0	1	1	1	0	0	0	0	0	12-11	0-0	0	2.08	38
Totals		0	4.1	5	2	1	1	2	1	1	0	0	0	0	0	18-26	0-0	0	2.08	-

CAREER SUMMARY

Year	era	w-l	app	gs	cq	sho	sv	ip	h	r	er	bb	so	2b	3b	hr	bf	bavg	wp	hbp	bk	sfa	sha
2020	5.40	1-0	4	0	0	0/0	0	5.0	6	3	3	0	2	1	0	0	22	.286	2	1	0	0	0
2021	9.82	0-0	9	0	0	0/0	0	7.1	8	8	8	2	8	2	1	1	33	.276	1	2	0	0	0
2022	24.30	0-0	4	0	0	0/0	0	3.1	11	15	9	2	2	2	1	1	28	.458	1	2	0	0	0
2023	2.81	0-1	15	0	0	0/0	0	25.2	27	12	8	4	12	6	1	1	108	.273	1	4	0	0	1
TOTAL	6.10	1-1	32	0	0	0/0	0	41.1	52	38	28	8	24	11	3	3	191	.301	5	9	0	0	1



RYAN CASTILLO

RHP • 6-2 • FR.
Los Lunas, N.M. • Los Lunas HS

39

LOS LUNAS HS (CLASS OF 2023): Named NM All-State as well as competing in the State All-Star Game ...Multiple-time All-Metro, All-District ... Named District Player of the Year following senior season in 2023.

2024 GAME-BY-GAME

Date	Opponent	GS	IP	H	R	ER	BB	SO	2B	3B	HR	WP	BK	HBP	IBB	Score	W-L	Sv	ERA	NP
Feb 18	vs Minnesota		0.1	2	4	3	2	0	0	1	0	1	0	0	0	2-11	0-0	0	81.00	17
Totals		0	0.1	2	4	3	2	0	0	1	0	1	0	0	0	2-11	0-0	0	81.00	-



WIL BANNISTER

RHP • 6-3 • SR.
Las Cruces, N.M. • Centennial HS

40

2023 (JUNIOR): In first season with the Lobos appeared in 16 games including one start on the mound...racked up 19 innings pitched with 11 strikeouts against eight walks...earned first win as a Lobo on May 2 with a two-inning performance against New Mexico State, including a season-high three strikeouts...earned first save as a Lobo on Feb. 18 vs. UC Santa Barbara with two shutout innings...threw a season-high 2 1/3 innings on March 10 vs. Air Force...had multiple strikeouts in three appearances.

2022 (SOPHOMORE, PIMA CC): As a sophomore posted a 3.77 ERA across 18 appearances primarily out of the bullpen...led the team with four saves...struck out 37 hitters while walking just 13 in 31 innings of work...earned three wins on the season...had a season-high six strikeouts on Feb. 2 against Northeastern Junior College...threw a season-high five innings on Feb. 18 against Community Christian College.

2021 (FRESHMAN, PIMA CC): As a true freshman logged 49 2/3 innings across 11 appearances...made 10 starts...carried a 5.62 ERA...had 42 strikeouts against 20 walks...tossed a pair of complete games...earned four wins and one save on the season...had a season-high nine strikeouts on Feb. 23 at Paradise Valley CC...threw first collegiate shutout on March 9 in a 7-0 win over Phoenix College...logged a one-hit shutout in an 8-0 win over Glendale CC on March 30.

2020 (COVID FRESHMAN, NEW MEXICO STATE): Pitched in two games out of the bullpen...struck out two hitters in one inning of work.

2024 GAME-BY-GAME

Date	Opponent	GS	IP	H	R	ER	BB	SO	2B	3B	HR	WP	BK	HBP	IBB	Score	W-L	Sv	ERA	NP
Feb 17	vs CSU Bakersfield		2.2	3	1	1	0	0	1	0	0	1	0	0	0	4-3	0-0	0	3.38	43
Feb 24	SOUTH DAKOTA STA	*	5.0	7	2	2	2	5	1	2	1	0	0	0	0	13-2	1-0	0	3.52	83
Totals		1	7.2	10	3	3	2	5	2	2	1	1	0	0	0	17-5	1-0	0	3.52	-

CAREER SUMMARY

Year	era	w-l	app	gs	cq	sho	sv	ip	h	r	er	bb	so	2b	3b	hr	bf	bavg	wp	hbp	bk	sfa	sha
2021*	5.62	4-3	11	10	2	2/0	1	49.2	59	38	31	20	42	0	0	8	0	.99.000	1	9	0	0	0
2022*	3.77	3-1	18	1	0	0/0	4	31.0	24	19	13	13	37	0	0	0	0	.99.000	0	2	0	0	0
2023	9.47	1-3	16	1	0	0/1	1	19.0	31	21	20	8	11	3	0	3	98	.369	3	3	0	0	3
TOTAL	9.47	1-3	16	1	0	0/1	1	19.0	31	21	20	8	11	3	0	3	98	.369	3	3	0	0	3
All*	5.78	8-7	45	12	2	2/1	6	99.2	114	78	64	41	90	3	0	11	98	1.357	4	14	0	0	3



BLANE ROMERO

RHP • 6-0 • SR.
Spring, Texas • Oak Ridge HS

41

2023 (JUNIOR, SAM HOUSTON): Made six appearances for Sam Houston for a total of 9.1 IP ... struck out seven and held batters to a .265 average ... finished the season with a 7.71 ERA.

2022 (SOPHOMORE, SAM HOUSTON): Made 17 appearances out of the bullpen for a total of 20 1/3 IP ... Struck out 20 and walked 9 in that span, finishing the season with a 6.64 ERA.

2020-21 (FRESHMAN, BLINN COLLEGE): Was part of Buccaneer squad in both 2020 and 2021 ... had 16 strikeouts in 15.0 IP ... made 9 appearances in 2021, punching out 7 in 8.2 IP

OAK RIDGE HS (CLASS OF 2019): Led prep team to district title in and state playoffs in 2018 and 2019 ... twice named all-district at pitcher and second base ... also a standout in football, earning all-state honors at quarterback ... named ORHS offensive MVP and academic all-state

CAREER SUMMARY (SAM HOUSTON STATE)

Year	era	w-l	app	gs	cq	sho	sv	ip	h	r	er	bb	so	2b	3b	hr	bf	bavg	wp	hbp	bk	sfa	sha
2022	6.64	1-0	17	0	0	0/0	0	20.1	25	17	15	9	21	5	0	2	98	.301	5	4	1	1	1
2023	7.71	0-0	6	0	0	0/0	0	9.1	9	8	8	6	7	3	0	1	42	.265	2	1	0	1	0
TOTAL	6.98	1-0	23	0	0	0/0	0	29.2	34	25	23	15	28	8	0	3	140	.291	7	5	1	2	1



GENE TRUJILLO

1B • 6-5 • FR.
Albuquerque, N.M. • St. Pius X

43

ST. PIUS X (CLASS OF 2023): .597 batting average and 12 homers in senior season ... Ranked as the No. 1 First Baseman in his class in New Mexico and No. 3 overall (Perfect Game) ... Ranked as the No. 24 First Baseman in his class nationally. Three-time preseason All-American (Perfect Game).

2024 GAME-BY-GAME

Date	Opponent	Pos	AB	R	H	RBI	2B	3B	HR	BB	SB	CS	HBP	SAC	SF	GDP	K	PO	A	E	Avg
Feb 16	vs Oregon State	ph	1	0	0	0	0	0	0	0	0	0	0	0	0	0	1	0	0	0	.000
Feb 18	vs Minnesota	ph/1b	1	0	0	0	0	0	0	0	0	0	0	0	0	0	1	1	0	0	.000
Feb 24	SOUTH DAKOTA STA	ph	1	1	1	2	0	0	1	0	0	0	0	0	0	0	0	0	0	0	.333
Totals		Ogs	3	1	1	2	0	0	1	0	0	0	0	0	0	0	2	1	0	0	.333

On base pct. .333 • Slugging pct. 1.333



VASCON SMITH

OF • 6-0 • FR.
Rio Rancho, N.M. • Rio Rancho HS

44

RIO RANCHO HS (CLASS OF 2023): 2022 and 2023 First Team All-Metro ... 2022 and 2023 5A District 1st team ... 2023 5A All-State First Team ... 2023 NM District 1 5A Co-Player of the Year ... 2023 NM All-Stars First Team ... Won a state championship in his senior year, posting a .523 batting average to go with 41 RBI, 41 runs and seven homers, getting on base at a .593 clip ... 2022 All-Metro First Team (Football).



ETHAN OTT

1B/OF • 6-2 • JR.
Chesapeake, Va. • Greenbriar Christian

47

2023 (SOPHOMORE, UNC PEMBROKE): Improved his batting average to .369 in his second season, once again earning All-Conference honors ... Started all 55 games for UNCP ... Hit 10 homers and 10 doubles while drawing 35 walks .. stole seven bases.

2022 (FRESHMAN, UNC PEMBROKE): Conference Carolinas Freshman of the Year ... Hit .345 on the season while driving in a team-high 57 runs ... 14 2B, 1 3B and nine homers.

GREENBRIAR CHRISTIAN ACADEMY (CLASS OF 2021): Prepped at Greenbriar Christian Academy for coach Patrick Nichols ... Earned first team all-area, all-conference and conference player of the year laurels as a senior after hitting .500 with 10 extra-base hits, 30 RBI and 30 runs scored ... Junior campaign was canceled due to COVID restrictions.

2024 GAME-BY-GAME

Date	Opponent	Pos	AB	R	H	RBI	2B	3B	HR	BB	SB	CS	HBP	SAC	SF	GDP	K	PO	A	E	Avg
Feb 16	vs Oregon State	*dh	4	0	1	0	0	0	0	1	0	0	0	0	0	0	2	0	0	0	.250
Feb 18	vs Minnesota	*dh	5	0	1	0	0	0	0	0	0	0	0	0	0	0	3	0	0	0	.222
Feb 19	vs CSU Bakersfield	*1b	0	0	0	2	0	0	0	3	0	0	0	0	0	0	0	7	0	0	.222
Feb 23	SOUTH DAKOTA STA	*dh	5	1	2	2	0	0	0	0	0	0	0	0	1	0	1	0	0	0	.286
Feb 24	SOUTH DAKOTA STA	*dh	5	0	2	1	1	0	0	0	0	0	0	0	0	0	2	0	0	0	.316
Totals		5gs	19	1	6	5	1	0	0	4	0	0	0	0	1	0	8	7	0	0	.316

On base pct. .417 • Slugging pct. .368



ANDREW NEIL

INF/RHP • 5-11 • JR.
Oakley, Calif. • Freedom HS

48

2023 (SOPHOMORE, FOLSOM LAKE CC): First Team All-Conference Utility player after hitting .320 on the season while also pitching 79 innings .. struck out 73 and finished the season with a 4.44 ERA ... three homers, one triple and eight doubles while driving in 25 RBI ...
2022 (FRESHMAN, LOS MEDANOS JC): Conference MVP, Freshman Pitcher of the Year, JUCO All-American ... hit .331 while scoring a team-high 52 runs and driving in 28 more ... threw 79 innings in total with a 2.39 ERA and 1.01 WHIP while striking out 89 in that span.
FREEDOM HS (CLASS OF 2021): First-team all-BVAL selection in 2021 ... Graduated that spring.

2024 GAME-BY-GAME

Date	Opponent	Pos	AB	R	H	RBI	2B	3B	HR	BB	SB	CS	HBP	SAC	SF	GDP	K	PO	A	E	Avg
Feb 23	SOUTH DAKOTA STA	pr	0	1	0	0	0	0	0	0	0	0	0	0	0	0	0	0	0	0	.000
Feb 24	SOUTH DAKOTA STA	pr	0	1	0	0	0	0	0	0	0	0	0	0	0	0	0	0	0	0	.000
Totals		Ogs	0	2	0	0	0	0	0	0	0	0	0	0	0	0	0	0	0	0	.000

On base pct. .000 • Slugging pct. .000



CAYNE KILLION

LHP • 6-0 • FR.
Mesa, Ariz. • Red Mountain HS

49

RED MOUNTAIN HS (CLASS OF 2023): Ranked as the No. 4 LHP prospect in the state of Arizona in his class by Perfect Game and No. 39 in the state overall ... Top-500 recruit nationally, No. 164 LHP in the nation for class of '23.

NEW MEXICO 2024 FIELDING STATS

Player	c	po	a	e	fld%	dp	sba	csb	sba%	pb	ci
30 SPENRATH, Reed	59	52	7	0	1.000	11	0	0	---	0	0
18 HOLLAND, Jake	39	38	1	0	1.000	0	2	1	.667	2	0
3 DIXON, Devon	24	7	17	0	1.000	6	0	0	---	0	0
8 KINKADE, Konner	20	10	10	0	1.000	5	0	0	---	0	0
11 STEPHENS, Sean	12	12	0	0	1.000	0	0	0	---	0	0
15 WALKER, Khalil	10	10	0	0	1.000	0	0	0	---	0	0
12 ASBY, Will	9	9	0	0	1.000	0	0	0	---	0	0
4 WOOD, Tye	9	9	0	0	1.000	0	0	0	---	0	0
47 OTT, Ethan	7	7	0	0	1.000	1	0	0	---	0	0
27 LOPEZ, David	6	1	5	0	1.000	0	4	0	1.000	0	0
26 MANSY, Luke	6	2	4	0	1.000	1	0	0	---	0	0
23 JACKSON, Jaren	2	0	2	0	1.000	0	1	1	.500	0	0
10 MUNGUIA, Austin	2	2	0	0	1.000	0	0	0	---	0	0
19 STILL, Justin	1	1	0	0	1.000	0	0	0	---	0	0
22 BAKER-LIVINGSTON, Be	1	0	1	0	1.000	0	0	0	---	0	0
43 TRUJILLO, Gene	1	1	0	0	1.000	0	0	0	---	0	0
29 HARDY, Wyatt	1	1	0	0	1.000	0	0	0	---	0	0
24 SMITH, Kyle	32	31	0	1	.969	0	6	0	1.000	0	0
2 WEISSENBORN, Chase	15	8	6	1	.933	5	0	0	---	0	0
9 MCALISTER, Josh	14	2	11	1	.929	2	0	0	---	0	0
35 STEINKAMP, Arthur	3	1	1	1	.667	0	2	0	1.000	0	0
34 BARNHOUSE, Josh	1	0	0	1	.000	0	1	0	1.000	0	0
13 RUSSELL, Brett	1	0	0	1	.000	0	0	0	---	0	0
6 MCBROOM, Brian	0	0	0	0	.000	0	0	0	---	0	0
17 MOGEN, Cristian	0	0	0	0	.000	0	0	0	---	0	0
38 LEHMBECK, Blake	0	0	0	0	.000	0	0	0	---	0	0
48 NEIL, Andrew	0	0	0	0	.000	0	0	0	---	0	0
39 CASTILLO, Ryan	0	0	0	0	.000	0	0	0	---	0	0
40 BANNISTER, Wil	0	0	0	0	.000	0	0	0	---	0	0
31 PENGELLY, Dayne	0	0	0	0	.000	0	0	0	---	0	0
33 PURSER, Daxton	0	0	0	0	.000	0	0	0	---	0	0
Totals	275	204	65	6	.978	12	8	1	.889	2	0
Opponents	266	196	60	10	.962	7	7	3	.700	2	0

Hitting minimums - 1 Games 1 AB 2.0 AB/Game 1 TPA 2.0 TPA/Game

Pitching minimums - 1 Games 1.0 IP/Game

NEW MEXICO 2024 OVERALL STATS

Record: 5-3 Home: 3-1 Away: 0-0 Neutral: 2-2 MW: 0-0

Player	avg	gp-gs	ab	r	h	2b	3b	hr	rbi	tb	slg%	bb	hp	so	gdp	ob%	sf	sh	sb-att	po	a	e	fld%
8 KINKADE, Konner	.400	8-5	20	6	8	1	0	0	7	9	.450	5	0	4	0	.500	1	0	0-0	10	10	0	1.000
11 STEPHENS, Sean	.375	7-7	24	3	9	1	2	0	4	14	.583	6	0	1	1	.500	0	0	2-3	12	0	0	1.000
4 WOOD, Tye	.375	7-6	16	7	6	1	0	0	2	7	.438	7	3	4	0	.615	0	0	2-2	9	0	0	1.000
12 ASBY, Will	.348	8-6	23	4	8	1	0	3	9	18	.783	6	0	2	0	.483	0	0	0-0	9	0	0	1.000
47 OTT, Ethan	.316	5-5	19	1	6	1	0	0	5	7	.368	4	0	8	0	.417	1	0	0-0	7	0	0	1.000
18 HOLLAND, Jake	.278	5-5	18	3	5	3	0	1	3	11	.611	1	1	3	2	.333	1	0	0-0	38	1	0	1.000
15 WALKER, Khalil	.263	7-5	19	6	5	1	0	0	2	6	.316	8	0	5	0	.481	0	0	0-1	10	0	0	1.000
9 MCALISTER, Josh	.258	8-8	31	6	8	0	0	1	3	11	.355	3	1	6	1	.343	0	1	3-3	2	11	1	.929
30 SPENRATH, Reed	.222	8-7	27	4	6	2	1	0	5	10	.370	7	0	8	0	.382	0	0	0-0	52	7	0	1.000
3 DIXON, Devon	.192	7-7	26	5	5	1	0	0	2	6	.231	0	1	9	1	.222	0	1	0-0	7	17	0	1.000

24 SMITH, Kyle	.333	5-4	15	5	5	2	0	0	2	7	.467	3	2	4	1	.500	0	0	0-1	31	0	1	.969
26 MANSY, Luke	.333	6-3	15	4	5	1	0	0	2	6	.400	3	0	2	0	.444	0	0	0-0	2	4	0	1.000
43 TRUJILLO, Gene	.333	3-0	3	1	1	0	0	1	2	4	1.333	0	0	2	0	.333	0	0	0-0	1	0	0	1.000
2 WEISSENBORN, Chase	.167	4-4	12	0	2	2	0	0	3	4	.333	0	0	5	0	.167	0	0	0-0	8	6	1	.933
10 MUNGUIA, Austin	.000	1-0	0	0	0	0	0	0	0	0	.000	0	0	0	0	.000	0	0	0-0	2	0	0	1.000
48 NEIL, Andrew	.000	2-0	0	2	0	0	0	0	0	0	.000	0	0	0	0	.000	0	0	0-0	0	0	0	.000
Totals	.295	8	268	57	79	17	3	6	51	120	.448	53	8	63	6	.422	3	2	7-10	204	65	6	.978
Opponents	.333	8	285	63	95	24	4	16	57	175	.614	25	10	70	11	.402	3	3	8-9	196	60	10	.962

LOB - Team (81), Opp (59). DPs turned - Team (12), Opp (7). IBB - Team (1), MCALISTER, J 1. Picked off - STEPHENS, S. 1.

(All games Sorted by Earned run avg)

Player	era	w-l	app	gs	cg	sho	sv	ip	h	r	er	bb	so	2b	3b	hr	b/avg	wp	hp	bk	sfa	sha
27 LOPEZ, David	7.45	1-0	2	2	0	0/0	0	9.2	15	9	8	4	7	4	0	1	.366	1	0	0	0	2

19 STILL, Justin	0.00	1-0	2	0	0	0/0	0	4.0	1	0	0	2	3	0	0	0	.091	1	1	0	0	0
17 MOGEN, Cristian	0.00	1-0	1	0	0	0/0	0	2.0	2	0	0	0	0	1	0	0	.250	0	0	0	0	0
35 STEINKAMP, Arthur	2.08	0-0	2	0	0	0/0	0	4.1	5	2	1	1	2	1	1	0	.278	0	0	0	0	0
22 BAKER-LIVINGSTON,Be	3.00	0-0	2	2	0	0/0	0	6.0	6	2	2	1	8	1	0	0	.286	1	2	0	1	0
33 PURSER, Daxton	3.38	0-0	2	0	0	0/0	0	5.1	3	2	2	3	5	1	0	1	.176	1	1	0	0	0
40 BANNISTER, Wil	3.52	1-0	2	1	0	0/0	0	7.2	10	3	3	2	5	2	2	1	.313	1	0	0	1	0
29 HARDY, Wyatt	3.60	0-0	2	0	0	0/0	1	5.0	5	2	2	0	7	0	0	1	.250	1	0	0	0	0
13 RUSSELL, Brett	3.60	0-0	1	0	0	0/0	0	5.0	2	4	2	0	8	1	0	0	.111	1	1	0	0	0
6 MCBROOM, Brian	5.40	1-0	2	0	0	0/0	1	3.1	4	2	2	0	5	1	0	1	.286	0	0	0	0	0
38 LEHMBECK, Blake	9.00	0-0	1	0	0	0/0	0	1.0	3	1	1	0	2	2	0	0	.500	0	0	0	0	0
34 BARNHOUSE, Josh	13.50	0-0	2	0	0	0/0	0	6.0	14	11	9	4	7	4	0	3	.467	1	0	0	1	0
23 JACKSON, Jaren	18.41	0-2	2	2	0	0/0	0	7.1	18	15	15	3	10	5	0	8	.474	0	2	0	0	1
31 PENGELLY, Dayne	54.00	0-1	1	1	0	0/0	0	1.0	5	6	6	3	1	1	0	0	.625	0	3	0	0	0
39 CASTILLO, Ryan	81.00	0-0	1	0	0	0/0	0	0.1	2	4	3	2	0	0	1	0	.667	1	0	0	0	0
Totals	7.41	5-3	8	8	0	0/0	2	68.0	95	63	56	25	70	24	4	16	.333	9	10	0	3	3
Opponents	6.34	3-5	8	8	0	0/0	1	65.1	79	57	46	53	63	17	3	6	.295	11	8	1	3	2

PB - Team (2), HOLLAND, J. 2, Opp (2). Pickoffs - Team (0), Opp (1). SBA/ATT - SMITH, K. (6-6), LOPEZ, D. (4-4), HOLLAND, J. (2-3), JACKSON, J. (1-2), STEINKAMP, A (2-2), BARNHOUSE, J (1-1).