



NEW MEXICO LOBOS

2024 BASEBALL GAME NOTES

X @UNMLoboBaseball | #GoLobos | GoLobos.com

GAMES 1-4: SURPRISE TOURNAMENT (VS. OREGON ST., CSUB, MINNESOTA)



OREGON STATE

FRIDAY, FEB. 16 • 12 P.M. MT

LIVE STATS: GoLobos.com/BaseballStats | WATCH: FloBaseball

Head Coach: Mitch Canham (131-71, 5th season) | 2023 Record: 41-20 (18-12 Pac-12)



CAL STATE BAKERSFIELD

SATURDAY, FEB. 17 • 5 P.M. MT / MONDAY, FEB. 19 • 2 P.M. MT

LIVE STATS: GoLobos.com/BaseballStats | WATCH: FloBaseball

Head Coach: Jeremy Beard (138-195, 8th season) | 2023 Record: 18-34 (9-21 Big West)



MINNESOTA

SUNDAY, FEB. 18 • 5 P.M. MT

LIVE STATS: GoLobos.com/BaseballStats | WATCH: FloBaseball

Head Coach: John Anderson (1,365-997-3, 39th season) | 2023 Record: 18-34 (10-14 B1G)

LEADING OFF...

HISTORY IN SURPRISE

The Lobos have played 32 games in total at Surprise Stadium since 2015, compiling a 13-19 record in that span. They've faced Oregon State the most – 13 times to be exact, posting a 3-10 record against one of the premier college baseball programs in the west in the process. The Lobos went 2-0 against the Beavers in their first meeting at Surprise Stadium in 2015, but didn't pick up another win until last season.

UNM is 1-0 against Minnesota in Surprise after a 12-inning walk-off thriller last season in their lone matchup, and CSUB is making its first appearance in the annual tournament this year.

SEASON-OPENING NOTES / EARLY RETURNS

- UNM looks to improve its standing in the Mountain West for a third consecutive season – the Lobos finished sixth (10-20 MW) in Brown's first season as head coach in 2022 and narrowly missed out on the conference tournament with a fifth-place finish (13-17 MW) in 2023.

- The Lobos' offense in 2023 was one of their most productive in recent memory – UNM's .328 team batting average was the third-best in the NCAA and best in the Mountain West, as well as the Lobos' best since 2013. - UNM's 26-25 record in 2023 was the most wins since 2017 and first winning season since then (not counting UNM's 14-4 record in the canceled COVID season of 2020).

- Reed Spennath has been named to the Mountain West Baseball Preseason All-Conference Team, with the Lobos picked fifth in the preseason poll as voted on by the league's coaches. Spennath was named to D1Baseball.com's Top 50 First Baseman rankings last week, coming in at No. 46 in the nation. He was named one of three captains for this year's Lobos squad along with fellow seniors Chase Weissenborn and Brett Russell.

SCOUTING THE FIELD

OREGON STATE

- The three-time CWS champion Beavers start the season at No. 7 in D1Baseball.com's Preseason Top 25 rankings, and are picked to win the Pac-12 in 2024 by the league's coaches.

- The Lobos are 5-18 against OSU all-time and 4-15 in neutral-site games, snapping a nine-game losing streak

PROBABLE STARTERS

FRI, FEB. 16

LHP Jaren Jackson vs. RHP Aiden May

SAT, FEB. 17

RHP David Lopez vs. RHP Gary Grosjean

SUN, FEB. 18

RHP Dayne Pengelly vs. RHP Will Semb

MON, FEB. 19

TBA vs. TBA

to the Beavers after upsetting them 7-2 on Opening Day last season but falling 6-14 two days later.

- OSU went 41-20 (18-12 Pac-12) in 2023, with the Beavers' season ending with 13-7 loss to eventual CWS Champions LSU in the NCAA Baton Rouge Regional. They finished the regular season second in the Pac-12 standings.

MINNESOTA

- UNM is 2-2 against Minnesota all-time and 2-1 in neutral-site games, walking off the Gophers 4-3 in a 12-inning thriller last season in Surprise.

Minnesota finished 10th in the Big 10 last season with an 18-34 (10-14 B1G) record.

- UM Head Coach John Anderson is the winningest baseball coach in the history of the Big Ten with a 1,365-997-3 (.579) overall record and a 614-414 (.598) record against conference opponents. Inducted into the American Baseball Coaches Association in 2008, Anderson has been named the Big Ten Coach of the Year eight times, most recently in 2018 after leading Minnesota to a Big Ten Championship and the Super Regional for the first time in program history. He announced in December that he will be retiring at the end of the 2024 season.

CAL STATE BAKERSFIELD

- This weekend will be the first two meetings between the Roadrunners and Lobos. Bakersfield finished ninth in the Big West in 2023 with an 18-34 (9-21 BW) record. They're picked to finish 10th in the Big West Preseason Poll.

BROWN'S PROGRAM-BUILDING RESUME

- In his first five seasons as head coach at North

CONTINUED ON PAGE 2

2024 SCHEDULE

DATE	OPPONENT	TIME (MT)
2/16	Oregon State [^]	12 p.m.
2/17	CSU Bakersfield [^]	5 p.m.
2/18	Minnesota [^]	5 p.m.
2/19	CSU Bakersfield [^]	2 p.m.
2/22	S. Dakota St.	2 p.m.
2/23	S. Dakota St.	2 p.m.
2/24	S. Dakota St. (DH)	12 p.m.
3/1	Hofstra	2 p.m.
3/2	Hofstra (DH)	12 p.m.
3/3	Hofstra	12 p.m.
3/5	Texas Tech	2 p.m.
3/8	UNLV*	6 p.m.
3/9	UNLV*	2 p.m.
3/10	UNLV*	12 p.m.
3/12	Arizona State	6:30 p.m.
3/15	Nevada*	7:05 p.m.
3/16	Nevada*	3:05 p.m.
3/17	Nevada*	1:05 p.m.
3/19	New Mexico St.	6 p.m.
3/22	San Jose St.*	6 p.m.
3/23	San Jose St.*	2 p.m.
3/24	San Jose St.*	12 p.m.
3/28	San Diego St.*	7 p.m.
3/29	San Diego St.*	7 p.m.
3/30	San Diego St.*	2 p.m.
4/2	Arizona	6 p.m.
4/5	Sam Houston St.	6 p.m.
4/6	Sam Houston St.	2 p.m.
4/7	Sam Houston St.	12 p.m.
4/9	New Mexico St.	6 p.m.
4/12	Fresno State*	6 p.m.
4/13	Fresno State*	2 p.m.
4/14	Fresno State*	12 p.m.
4/16	CSU-Pueblo	6 p.m.
4/19	Air Force*	3:05 p.m.
4/20	Air Force*	1:05 p.m.
4/21	Air Force*	12:05 p.m.
4/23	Texas Tech	1 p.m.
4/26	San Diego St.*	6 p.m.
4/27	San Diego St.*	2 p.m.
4/28	San Diego St.*	12 p.m.
4/30	New Mexico St.	6 p.m.
5/3	UNLV*	7:05 p.m.
5/4	UNLV*	3:05 p.m.
5/5	UNLV*	1:05 p.m.
5/7	New Mexico St.	6 p.m.
5/10	Nevada*	6 p.m.
5/11	Nevada*	2 p.m.
5/12	Nevada*\$	12 p.m.
5/16	San Jose St.*	7:05 p.m.
5/17	San Jose St.*	3:05 p.m.
5/18	San Jose St.*	1:05 p.m.

[^] - Sanderson Ford College Baseball Classic

* - Mountain West Conference Game

\$ - Senior Day

Home Games in **Bold**



REGIONAL APPEARANCES

1962 2010 2011
2012 2013 2016



REGULAR SEASON CHAMPIONS
TOURNAMENT CHAMPIONS

1962 2000 2011
2011 2012 2013
2014 2016 2017

UNIVERSITY OF NEW MEXICO

Location	Albuquerque, N.M.
Founded	1889
Enrollment	8,800
Nickname	Lobos
Colors	Cherry and Silver
Affiliation	NCAA Division I
Conference	Mountain West
President	Garnett Stokes
Director of Athletics	Eddie Nunez
Faculty Representative	Karen Gaudreault
Athletic Dept. Phone	(505) 925-5521
Ticket Operations	(505) 925-5627

BASEBALL STADIUM

Home Field	Santa Ana Star Field
Capacity	1,000
Dimensions	338 (LF); 408 (LC); 420 (CF); 408 (RC) 338 (RF)

UNM BASEBALL HISTORY

First Season	1899
Overall Record	1,929-1,762-17 (.523)
Overall MW Record	337-260-1 (.564)
Years in NCAA Postseason	6 (1962, 2010, '11, '12, '13, '16)
Conference Titles	7 (1962, 2000, '11, '12, '13, '14, '17)
Conference Tournament Titles	3 (2011, '12, '16)

COACHING STAFF

Head Coach	Tod Brown
Phone	(505) 925-5500
Email	todbrown21@unm.edu
Years at UNM	3rd season
Record at UNM	47-58 (2 yr.)
Overall Record	388-408 (15 yrs.)
Pitching Coach	Michael Lopez
Phone	(505) 925-5500
Email	mlopez41@unm.edu
Years at UNM	3rd season
Asst. Coach/Recruiting Coord.	Matt Risdon
Phone	(847) 630-6105
Email	mrison@unm.edu
Years at UNM	2nd season
Assistant Coach/Hitting	Justin Mitchell
Years at UNM	1st season
Athletic Trainer	Robert Rimorin

2023 REVIEW

Overall Record	26-25
MWC Record (Finish)	13-17 (5th)
Home Record	17-10
Away Record	6-14
Neutral Record	3-1
Starters Returning/Lost	7/6
Pitchers Returning/Lost	8/8
Letterwinners Returning/Lost	15/19
Newcomers	24

5 THINGS TO KNOW

UNM finished the 2023 season with the third-best team batting average (.328) in college baseball.

The Lobos improved from 21-33 in Brown's first season to 26-25 in '23, going from a 9.06 ERA as a team to a 5.95.

Reed Spenrath -- the Lobos' leader in HR, RBI and runs last season - is ranked among the Top 50 1B's in the nation.

The Lobos ranked third in the nation in batting average in '23, leading the MW in HR, DP, fielding%, slugging and more.

UNM lost three starting pitchers from last season but bolster their pitching depth with 12 newcomers.

Dakota State, Brown's teams improved their winning percentage in each season, going from 15-30 (.333) in his first season in 2008 to 40-20 (.667) in 2012 and finishing each of the next nine seasons above .400. The Bison reached the Summit League tournament eight times in that span, advancing to NCAA Regionals in 2014 and 2021.

- Brown coached the Bison to 40-win seasons in 2012 and 2021.

- In Brown's second season at UNM, the Lobos improved to 26-25 from 21-33 the year prior, with the highest team batting average since 2013 (.328) and lowest team ERA since 2016 (5.95).

- In 16 years as a D-I Head Coach, Brown has finished the season above .400 13 times and above .500 five times -- the only three seasons in which he's finished below .400 were his first two years in Grand Forks (2008, 2009) and his first season in Albuquerque (2022).

SPENRATH CRACKS THE TOP 50 1B'S

- UNM Senior First Baseman Reed Spenrath was named to D1Baseball.com's Top 50 first baseman rankings, coming in at No. 46 in the nation. A first-team all-conference selection in first season with the Lobos, Spenrath led the team and ranked second in the conference in 2023 with 19 home runs -- the sixth-most in a single season in program history -- and 65 RBIs. The 6'5" power hitter also led the team and ranked third in the conference with 54 runs scored, batting .321 while reaching base at a clip of .421. He finished the season with 16 multi-hit games and 18 multi-RBI games.

YOUR 2024 LOBOS ROSTER

- UNM's 2024 roster includes 16 returning players with 24 newcomers -- the Lobos return seven position players who started at least 10 games in 2023 and losing six.

- Of the Lobos' newcomers, 8 are freshmen and 16 are transfers -- 12 from junior colleges and four from four-year institutions.

- 29 players are upperclassmen -- 13 seniors and 16 juniors -- the most upperclassmen Brown has had on a roster in Albuquerque.

PITCHING ROUNDUP

- The Lobos lost three weekend starters (Tristin Lively, Riley Egloff,) to graduation, but return LHP Jaren Jackson, who made eight starts last season while pitching the most innings of any returner (44.2 IP).

- Five returners -- Brian McBroom (), Arthur Steinkamp (), Ben Baker-Livingston (), Justin Still () and Wil Bannister () all saw significant action in '23. UNM brings in 12 incoming pitchers this season -- eight transfers and four freshmen.

- Steinkamp posted the lowest ERA of any pitcher with more than two appearances in 2023 (2.81), going his final 10 appearances without walking a single batter and only walking four on the season.

- McBroom led the Lobos with 25 appearances all out of the bullpen in '23, leading the team and ranking seventh in the conference with three saves while allowing zero or one earned runs in 20 appearances.

RETURNER-FILLED LINEUP

- UNM returns three starters that batted above .300 in 2023 -- Jake Holland (.333), Reed Spenrath (.321) and Sean Stephens (.349). Spenrath and Holland led the team in slugging percentage last year, with Spenrath slugging at a .721 clip and Holland at .633, good for second and fourth-best in the Mountain West that season.

- The Lobos also return senior middle infield duo Chase Weissenborn (.291) and Devon Dixon (.274). Weissenborn is the Lobos' only returning player who started every game in 2023. Dixon and Weissenborn both connected on 10 doubles each last season.

- Other experienced seniors include catcher/DH Kyle Smith (20 starts in '23, 5 HR, 13 RBI) and infielder Konner Kinkade (10 starts, 35 appearances, 4 2B, 12 RBI).

BREAKDOWN BY POSITION

Pitchers: 8 Returners / 12 Newcomers

Catchers: 2 Returners / 2 Newcomers

Infielders: 4 Returners / 6 Newcomers

Outfielders: 1 Returners / 7 Newcomers

2023 BY THE NUMBERS

- UNM's .328 batting average in 2023 was its highest since 2013 -- The Lobos led the Mountain West in that category and ranked third nationally.

- The Lobos hit 87 home runs -- their most since 2003. That total led the Mountain West and is the third most in program history.

- UNM slugged .559 on the season, the sixth-highest in program history and highest since 2003, leading the Mountain West.

- With a .974 fielding percentage -- second-highest in program history (2017) -- the Lobos led the Mountain West.

- Improving from a 9.06 ERA as a team in Brown's first season to a 5.95, UNM only allowed 3.20 walks per nine innings, its lowest average since 2014 and the best in the Mountain West. The Lobos' 1.59 WHIP was its lowest since 2015.

- UNM scored 441 runs (most since 2017, led MW) and racked up 617 hits (most since 2017, led MW) to go with 24 triples (most since 2015, led MW) and 411 RBI (most since 2017, led MW).

- Lobo batters reached base at a .406 clip, UNM's best average since 2017 (Led MW).

- UNM turned 48 double plays in 51 games, the most in the MW and 33rd-most in the nation. The Lobos' .94 double plays per game ranked No. 9 in the nation.

PROJECTED TOP NEWCOMERS

Josh McAlister | INF | JR

The junior infielder transferred to UNM from Ohio

CONTINUED ON PAGE 3

PRESEASON MWC COACHES' POLL

2024 Predicted Order of Finish

RANK	SCHOOL	POINTS
1.	San José State (4)	33
2.	Fresno State (2)	28
3.	Air Force (1)	27
4.	San Diego State	19
5.	New Mexico	15
5.	UNLV	15
7.	Nevada	10

PRESEASON ALL-MOUNTAIN WEST

Name	Yr.	Pos.	Institution
Sam Kulasingam	Sr.	INF	Air Force
Jay Thomason	Sr.	INF	Air Force
Jake Dixon	GR.	P	Fresno State
Murf Gray	So.	INF	Fresno State
Tommy Hopfe	Jr.	UTL	Fresno State
Reed Spenrath	Sr.	INF	New Mexico
Chris Canada	Jr.	P	San Diego State
Omar Serrano	Jr.	P	San Diego State
Hunter Dorraugh	Sr.	INF	San José State
Robert Hamchuk	Sr.	OF	San José State
Theo Hardy	Sr.	INF	San José State
Mickey Thompson	Sr.	P	San José State

THE WEEK AHEAD

FRIDAY	SATURDAY	SUNDAY	MONDAY	TUESDAY	WEDNESDAY	THURSDAY
 16	 17	 18	 19	20	21	 22
vs Oregon State 12 p.m. MDT Surprise Stadium Surprise, Ariz.	vs CSU Bakersfield 5 p.m. MDT Surprise Stadium Surprise, Ariz.	vs Minnesota 5 p.m. MDT Surprise Stadium Surprise, Ariz.	vs CSU Bakersfield 2 p.m. MDT Surprise Stadium Surprise, Ariz.			vs South Dakota St. 2 p.m. MDT Santa Ana Star Field Albuquerque, N.M..

COACH BROWN VS. 2024 OPPONENTS

Opponent	Overall	UNM	Last
Air Force	6-6	6-6	4/23/23
Arizona	2-12	1-2	4/25/23
Arizona State	1-1	1-1	3/23/22
Colorado State-Pueblo	1-1	1-1	4/12/23
Fresno State	7-5	7-5	4/30/23
Hofstra	0-0	0-0	
Minnesota	11-16	1-0	2/20/23
Nevada	6-4	5-4	3/25/23
New Mexico State	6-2	6-2	5/16/23
Northern Colorado	20-14	0-0	2/25/23
Oregon State	1-4	1-3	2/19/23
San Diego State	0-9	0-9	4/2/23
San Jose State	3-6	3-6	4/8/23
South Dakota State	31-35	0-0	5/16/21
Texas Tech	2-3	2-3	3/28/23
UNLV	2-7	2-7	5/7/23

State over the offseason, where he appeared in 87 games over three seasons, starting 76. He posted career-highs in walks (25), RBI (18) and fielding percentage (.954) in 36 games for the Buckeyes in 2023, and is slated to get the start at third base for the Lobos this weekend.

BROWN ON MCALISTER: "Very athletic, good defensive player; has some juice in his bat and can hit doubles and home runs. He brings some experience at the Division I level coming in."

Tye Wood | OF | JR

A junior college transfer by way of Iowa Western, Wood hit for a .413 average last season at Iowa Western en route to his second First Team All-Region honor in as many seasons. In 2023, the switch-hitting outfielder connected on 16 doubles and five triples while stealing 23 bases. He's projected to start in the outfield and hit at the heart of the order.

BROWN ON WOOD: "He's had a nice spring so far – he's a guy that we expect to see a lot of playing action early."

Khalil Walker | OF | JR

Another JuCo transfer outfielder, Walker comes to UNM by way of Eastern Arizona College, where he was named First Team All-ACCAC and Second Team All-Region while also finishing the season as a National Golden Glove nominee. He hit .350 for EAC last season, getting on base at a .458 clip while driving in 31 runs for the Gila Monsters.

BROWN ON WALKER: "Left-handed hitter, high-speed guy, high-contact guy that can steal bases. Big defender in the outfield."

Andrew Neil | RHP/INF | JR

Neil – a two-way player during his two seasons at Folsom Lake CC – was slated to start Friday's season opener

for the Lobos before a hand injury. He displays a potent three-pitch mix and accumulated a 9-3 record on the mound with a 4.44 ERA last season for the Falcons, hitting .320 with 25 RBI to go with eight doubles and three homers.

BROWN ON NEIL: "Hopefully here in the next two, three weeks, he'll resume starting to throw and get back out there. He's gonna be a big part of our pitching staff, either as a starter or a closer."

A LOOK AT THE SCHEDULE

- UNM's 54-game 2024 schedule, including 30 Mountain West Conference games, features five different teams that reached NCAA Regionals last spring – Oregon State, Texas Tech, Arizona, San Jose State and Sam Houston State – with 27 games against nine opponents that ranked in the Top 150 in the nation in last season's final RPI rankings.

- UNM will play 30 games at Santa Ana Star Field in Albuquerque and 24 games on the road throughout the regular season.

- For the seventh season in a row, UNM is opening the season at the Sanderson Ford Collegiate Baseball Classic in Surprise, Ariz.

- The Lobos then return to Albuquerque for 12 home games in a row at Santa Ana Star Field, opening things up with a four-game series with South Dakota State Feb. 22-24 (DH on Feb. 24), followed by another four-game swing with Hofstra March 1-3 (DH on March 2). UNM's first midweek matchup of the season with Texas Tech – who the Lobos walked off with a ninth-inning Jake Holland homer for an 11-10 win at home in their last meeting – is set for March 5.

- Mountain West play begins March 8-10 with a home series against UNLV, with UNM's first true road games

KEY POSITION PLAYER LOSSES

Player, Pos.	Avg.	R	H	2B	3B	HR	RBI
#4 Deylan Pigford, 2B	.297	39	43	9	3	5	13
#7 Jeffrey David, INF/OF	.306	38	59	13	5	3	41
#15 Braydon Runion, OF	.357	48	76	23	4	9	56
#33 Dylan Ditzenberger, OF	.437	42	59	9	1	2	27
#34 Lenny Junior Ashby, OF	.381	46	80	18	0	9	51

KEY PITCHING LOSSES

Name, Pos.	ERA	APP	IP	W-L	SV	BB	K
#2 Tristin Lively, SP	4.42	13	77.1	6-4	0	23	62
#10 Riley Egloff, SP	6.05	13	74.1	7-3	0	21	67
#27 Isaac Gallegos, SP	4.35	12	70.1	4-2	0	32	60

TOP RETURNING POSITION PLAYERS

Player, Pos., Yr.	Avg.	R	H	2B	3B	HR	RBI
#2 Chase Weissenborn, SS, Sr.	.291	36	52	10	2	1	27
#3 Devon Dixon, 2B, Sr.	.274	38	45	10	0	6	27
#11 Sean Stephens, OF Sr.	.349	11	22	5	1	1	8
#19 Jake Holland, C, Sr.	.333	29	50	7	1	12	39
#30 Reed Spenrath, 1B, Sr.	.321	54	61	11	4	19	65
#24 Kyle Smith, C/DH, Sr.	.271	17	19	3	3	5	13

TOP RETURNING PITCHERS

Pitcher, Yr.	ERA	APP	IP	W-L	SV	BB	K
#6 Brian McBroom, RHP, Jr.	5.53	25	40.2	4-2	3	11	39
#19 Justin Still, LHP, Jr.	5.91	17	21.1	0-1	0	16	20
#23 Jaren Jackson, LHP, Sr.	7.46	12	44.2	3-2	1	12	32
#35 Arthur Steinkamp, LHP, Sr.	2.81	15	25.2	0-1	0	4	12
#46 Ben Baker-Livingston, RHP, Jr.	8.62	10	24.0	0-4	0	10	10

TOP NEWCOMERS

Pos.	Name	Yr.	'23 School
RHP/INF	Andrew Neil	Jr.	Folsom Lake CC
3B	Josh McAlister	Jr.	Ohio State
OF	Tye Wood	Jr.	Iowa Western
RHP	Dayne Pengelly	Jr.	Pima CC
RHP	David Lopez	Jr.	Wharton County JC
1B/OF	Ethan Ott	Jr.	UNC Pembroke

of the season the following week with a midweek matchup at Arizona State (March 12) and a three-game conference swing with Nevada in Reno (March 15-17).

- The first of four Rio Grande Rivalry matchups with New Mexico State will take place on March 19 at home before UNM plays host to defending MW Champions San Jose State (March 22-24). They'll face the Aggies twice more in Las Cruces (April 9, April 30) before concluding the four-game season series at home on May 7.

- After a MW series with San Diego State on the road March 28-30, the Lobos get four consecutive matchups with 2023 NCAA Regional qualifiers, set for a midweek matchup with Arizona in Tucson on April 2 before

returning home to host 2023 WAC Champions Sam Houston State for a three-game set April 5-7 – UNM's final multi-game nonconference series of the season.

- Up next, another four-game homestand includes UNM's only MW series with Fresno State April 12-14 before a matchup with D-II CSU-Pueblo on April 16. The Lobos then travel to Air Force – another MW opponent they'll only face in one series – for a three-game series April 19-21 before heading down to Lubbock, Texas for their second and final meeting with Texas Tech April 23. Rematches with San Diego State at home (April 26-28), UNLV on the road (May 3-5), Nevada at home (May 10-12) and San Jose State on the road

2024 NEW MEXICO BASEBALL ROSTER

NO.	NAME	POS.	HT.	WT.	B/T	YR.	HOMETOWN
1	Jordan Martinez	RHP	5-11	185	R/R	SO	Albuquerque, NM
2	Chase Weissenborn	INF	5-11	185	R/R	SR	Albuquerque, NM
3	Devon Dixon	INF	6-1	185	R/R	SR	Phoenix, AZ
4	Tye Wood	OF	5-11	185	S/L	JR	Gardner, KS
5	Cooper Brass	INF	5-10	170	R/R	FR	Chandler, AZ
6	Brian McBroom	RHP	6-0	180	R/R	SR	Oakley, CA
7	Derek Montijo	INF/OF	6-0	175	R/R	FR	Rio Rico, AZ
8	Konner Kinkade	INF	5-10	190	R/R	SR	Pullman, WA
9	Josh McAlister	INF	6-2	185	R/R	JR	Homewood, IL
10	Austin Munguia	C	5-10	190	R/R	JR	Round Rock, TX
11	Sean Stephens	OF	5-11	190	R/R	SR	Forney, TX
12	Will Asby	OF	5-11	200	L/R	SR	Sacramento, CA
13	Brett Russell	RHP	6-0	200	R/R	SR	Enid, OK
14	Akili Carris	INF	6-2	185	R/R	SO	Albuquerque, NM
15	Khalil Walker	OF	5-10	170	L/L	JR	Mansfield, TX
17	Cristian Mogen	RHP/INF	6-0	180	R/R	FR	Peoria, AZ
18	Jake Holland	C	6-4	235	R/R	SR	Orlando, FL
19	Justin Still	LHP	6-3	215	L/L	JR	Chandler, AZ
20	Luke Banister	C	5-10	200	R/R	JR	Round Rock, TX
22	Ben Baker-Livingston	RHP	6-2	185	R/R	JR	Richardson, TX
23	Jaren Jackson	LHP	6-3	225	L/L	SR	Albuquerque, NM
24	Kyle Smith	C	6-0	205	R/R	SR	Wilmington, NC
25	Luke Wiseman	RHP	6-0	215	R/R	JR	Wylie, TX
26	Luke Mansy	INF/OF	5-10	180	L/R	SO	San Diego, CA
27	David Lopez	RHP	5-10	170	R/R	JR	Mission, TX
29	Wyatt Hardy	RHP	6-2	185	R/R	JR	Valor, CO
30	Reed Spenrath	1B/OF	6-5	230	L/R	SR	El Campo, TX
31	Dayne Pengelly	RHP	6-2	195	L/R	JR	Rio Rancho, NM
33	Daxton Purser	LHP	6-1	225	L/L	JR	Providence, UT
34	Josh Barnhouse	RHP	6-5	220	R/R	JR	Prosper, TX
35	Arthur Steinkamp	LHP	6-0	180	L/L	SR	Los Alamos, NM
38	Blake Lehmbeck	RHP	6-1	195	R/R	FR	Tucson, AZ
39	Ryan Castillo	RHP	6-2	180	R/R	FR	Los Lunas, NM
40	Wil Bannister	RHP	6-3	205	R/R	SR	Las Cruces, NM
41	Blane Romero	RHP	6-0	180	R/R	SR	Spring, TX
43	Gene Trujillo	1B	6-5	230	L/R	FR	Albuquerque, NM
44	Vascon Smith	OF	6-0	185	R/R	FR	Rio Rancho, NM
47	Ethan Ott	1B/OF	6-2	215	R/R	JR	Chesapeake, VA
48	Andrew Neil	RHP/INF	5-11	185	L/R	JR	Oakley, CA
49	Cayne Killion	LHP	6-0	200	L/L	FR	Mesa, AZ

COACHING STAFF

HEAD COACH: Tod Brown (3rd season)

ASSISTANT COACH/PITCHING: Michael Lopez (3rd season)

ASSISTANT COACH/RECRUITING COORDINATOR: Matt Risdon (2nd season)

ASSISTANT COACH/HITTING: Justin Mitchell (1st season)

PRONUNCIATIONS

2 – WIZE-en-born
3 – DEVV-in
4 – DEY-lin
7 – mon-TI-HO
8 – kinn-KADE
9 – micALister

10 – mun-Ghee-yuh
14 – uh-KILL-ee
15 – Kuhleel
17 – Mow-gen
27 – Dah-veed
31 – Pen-GHELL-ee

35 – stine-camp
38 – lem-beck
43 – Tru-hee-yo
44 – vas-kun
48 – neal

BY CLASS

Seniors (8): Devon Dixon, Konner Kinkade, Sean Stephens, Chase Weissenborn, Brett Russell, Jake Holland, Jaren Jackson, Kyle Smith, Reed Spenrath, Arthur Steinkamp, Wil Bannister

Juniors (21): Justin Still, Ben Baker-Livingston

Sophomores (3):

Jordan Martinez, Akili Carris, Luke Mansy
Freshmen (9): Cooper Brass, Derek Montijo, Cristian Mogen, Blake Lehmbeck, Ryan Castillo, Gene Trujillo, Vascon Smith, Cayne Killion

BY STATE

New Mexico (10):

Jordan Martinez, Chase Weissenborn, Akili Carris, Jaren Jackson, Arthur Steinkamp, Wil Bannister, Dayne Pengelly, Ryan Castillo, Gene Trujillo, Vascon Smith

Texas (10): Austin Munguia, Sean Stephens, Khalil Walker, Luke Banister, Ben Baker-Livingston, Luke Wiseman, David Lopez, Reed Spenrath, Josh Barnhouse, Blane Romero

Arizona (7): Devon Dixon, Derek Montijo, Cooper Brass, Justin Still, Cristian Mogen, Blake Lehmbeck, Cayne Killion

California (4): Brian McBroom, Will Asby, Luke Mansy, Andrew Neil

Colorado (1): Wyatt Hardy

Florida (1): Jake Holland

Illinois (1): Josh McAlister

Kansas (1): Tye Wood

North Carolina (1): Kyle Smith

Oklahoma (1): Brett Russell

Utah (1): Daxton Purser

Virginia (1): Ethan Ott

Washington (1): Konner Kinkade

MOUNTAIN WEST AT A GLANCE

AIR FORCE (28-31, 17-13 MW)

Starters R/L: 8/3
Pitchers R/L: 11/5

Letterwinners R/L: 24/8
Newcomers: 14

Top Returning Players

Player, Pos., Yr.	Avg.	R	H	2B	3B	HR	RBI
Sam Kulasingam, IF, Sr.	.426	71	100	28	4	6	51
Jay Thomason, IF, Sr.	.344	55	78	21	1	21	74
Jake Greiving, OF/DH, Sr.	.297	38	73	24	3	7	62
Aerik Joe, SS, Sr.	.271	46	61	9	4	0	19
Chase Spencer, OF, Jr.	.292	40	56	15	2	4	30

Top Returning Pitchers

Starting Pitcher, Yr.	ERA	APP	IP	W-L	SV	BB	K
Dylan Rogers, Jr.	8.51	15	67.2	2-5	0	24	46
Seungmin Shim, Sr.	7.38	18	42.2	4-3	0	26	36
Ben Weber, So.	6.13	21	54.1	2-3	0	20	30

Relief Pitcher, Yr.	ERA	APP	IP	W-L	SV	BB	K
Doyle Gehring, Sr.	6.32	16	74.0	4-4	1	33	63

FRESNO STATE (30-27, 16-15 MW)

Starters R/L: 7/2
Pitchers R/L: 8/6

Letterwinners R/L: 7/4
Newcomers: 18

Top Returning Players

Player, Pos., Yr.	Avg.	R	H	2B	3B	HR	RBI
Tommy Hopfe, UTL., Sr.	.321	37	70	14	3	13	54
Triston "Murf" Gray, INF, So.	.298	29	54	8	2	8	38
Grady Morgan, OF, Gr.	.286	46	59	14	4	9	30
Bobby Blandford	.252	34	51	10	5	7	30

Top Returning Pitchers

Starting Pitcher, Yr.	ERA	APP	IP	W-L	SV	BB	K
Jake Dixon, Gr.	5.09	8	40.2	3-3	0	6	42

NEVADA (20-33, 10-20 MW)

Starters R/L: 9/4
Pitchers R/L: 7/10

Letterwinners R/L: 17/16
Newcomers: 18

Top Returning Players

Player, Pos., Yr.	Avg.	R	H	2B	3B	HR	RBI
Jesse Pierce, OF/INF, 5Y	.318	41	55	12	2	11	36
Nolan Wilson, DH/OF, R-Jr.	.288	36	59	17	3	4	29
Taylor Holder, OF, R-Jr.	.280	20	26	8	3	3	13

Top Returning Pitchers

Starting Pitcher, Yr.	ERA	APP	IP	W-L	SV	BB	K
Jason Doktorczyk, Jr.	6.45	14	75.1	3-5	0	18	71
Casey Burfield, Sr.	5.50	7	34.1	2-2	0	9	25

Relief Pitcher, Yr.	ERA	APP	IP	W-L	SV	BB	K
Kolby Kmetko, Sr.	5.84	23	24.2	0-1	8	20	30
Clayton Ray, 5Y	4.50	15	8.0	0-1	0	3	8

NEW MEXICO (26-25, 13-17 MW)

Starters R/L: 7/6
Pitchers R/L: 8/8

Letterwinners R/L: 15/19
Newcomers: 24

Top Returning Players

Player, Pos., Yr.	Avg.	R	H	2B	3B	HR	RBI
Chase Weissenborn, SS, Sr.	.291	36	52	10	2	1	27
Devon Dixon, 2B, Sr.	.274	38	45	10	0	6	27
Sean Stephens, OF Sr.	.349	11	22	5	1	1	8
Jake Holland, C, Sr.	.333	29	50	7	1	12	39
Reed Spenrath, 1B, Sr.	.321	54	61	11	4	19	65
Kyle Smith, C/DH, Sr.	.271	17	19	3	3	5	13

Top Returning Pitchers

Starting Pitcher, Yr.	ERA	APP	IP	W-L	SV	BB	K
Jaren Jackson, LHP, Sr.	7.46	12	44.2	3-2	1	12	32

Relief Pitcher, Yr.	ERA	APP	IP	W-L	SV	BB	K
Brian McBroom, RHP, Jr.	5.53	25	40.2	4-2	3	11	39
Justin Still, LHP, Jr.	5.91	17	21.1	0-1	0	16	20
Arthur Steinkamp, LHP, Sr.	2.81	15	25.2	0-1	0	4	12
Ben Baker-Livingston, RHP, Jr.	8.62	10	24.0	0-4	0	10	10

SAN DIEGO STATE (24-29, 18-11 MW)

Starters R/L: 5/4
Pitchers R/L: 8/9

Letterwinners R/L: 17/15
Newcomers: 22

Top Returning Players

Player, Pos., Yr.	Avg.	R	H	2B	3B	HR	RBI
Shaun Montoya, OF, Jr.	.298	36	56	15	4	2	15
Irvin Weems, OF, Jr.	.266	29	38	9	1	3	19
Xavier Gonzalez, IF, Sr.	.247	17	44	8	1	1	21

Top Returning Pitchers

Starting Pitcher, Yr.	ERA	APP	IP	W-L	SV	BB	K
Omar Serrano, Jr.	5.43	16	53.0	1-5	1	21	62
Chris Canada, Jr.	5.69	13	61.2	3-5	0	29	72
Xavier Cardenas III, So.	3.31	15	16.1	1-0	0	16	24

Relief Pitcher, Yr.	ERA	APP	IP	W-L	SV	BB	K
Jadon Bercovich, Sr.	7.36	4	7.1	0-2	0	4	8

SAN JOSÉ STATE (31-27, 18-11 MW)

Starters R/L: 4/4/1
Pitchers R/L: 14/5

Letterwinners R/L: 16/9
Newcomers: 14

Top Returning Players

Player, Pos., Yr.	Avg.	R	H	2B	3B	HR	RBI
Theo Hardy SS, Sr.	.329	43	71	12	4	2	27
Hunter Dorrrough 1B, Sr.	.324	51	72	18	0	10	45
Robert Hamchuk LF, Sr.	.300	41	70	19	0	7	37
Dalton Bowling 3B, Sr.	.299	39	67	19	0	12	53
#Matt Spear C, Sr.	.247	29	42	6	0	5	26

Top Returning Pitchers

Starting Pitcher, Yr.	ERA	APP	IP	W-L	SV	BB	K
Mickey Thompson, Sr.	4.44	16	79.0	3-5	0	41	59
Jesse Gutierrez, So.	5.52	17	29.1	1-2	0	12	32
Ethan Ross, Sr.	8.35	13	36.2	3-1	0	23	37
Cade Van Allen, Sr.	6.39	16	31.0	3-3	0	19	25

Relief Pitcher, Yr.	ERA	APP	IP	W-L	SV	BB	K
Cade Van Allen, Sr.	6.39	16	31.0	3-3	0	19	25

UNLV (21-30, 12-18 MW)

Starters R/L: 6/3
Pitchers R/L: 21/2

Letterwinners R/L: 11/3
Newcomers: 22

Top Returning Players

Player, Pos., Yr.	Avg.	R	H	2B	3B	HR	RBI
Alex Pimentel, OF	.314	45	54	10	5	4	40
Rylan Charles, OF	.280	46	60	9	5	7	39

Top Returning Pitchers

Starting Pitcher, Yr.	ERA	APP	IP	W-L	SV	BB	K
Jordan Hanson, So.	5.35	9	35.1	2-1	0	12	19
Noah Carabajal, Sr.	6.07	14	46	1-8	1	18	42

Relief Pitcher, Yr.	ERA	APP	IP	W-L	SV	BB	K
Reese Lueck, So.	9.00	13	13	0-0	1	7	8
Sam Simon, Jr.	5.74	14	26.2	0-1	1	9	15

2023 NEW MEXICO NCAA RANKING SUMMARY

Statistic	National Rank	Conference Rank	Value	National Leader	Value	Conference Leader	Value
Base on Balls (295 ranked)	214	3	219	Wake Forest	424	Air Force	258
Batting Average (295 ranked)	3	1	0.329	Alabama St.	0.332	New Mexico	0.329
Double Plays (294 ranked)	33	2	48	Southern Ill. UNC Greensboro	61	San Jose St.	49
Double Plays Per Game (295 ranked)	9	1	0.94	Southern Ill.	1.07	New Mexico	0.94
Doubles (295 ranked)	43	3	125	Virginia	172	Air Force	140
Doubles Per Game (295 ranked)	5	1	2.45	Virginia	2.65	New Mexico	2.45
Earned Run Average (295 ranked)	148	4	5.95	Wake Forest	2.83	San Diego St.	4.87
Fielding Percentage (295 ranked)	78	2	0.974	Oral Roberts	0.984	Air Force	0.975
Hit Batters (295 ranked)	282	7	43	Iona	121	Nevada	71
Hit by Pitch (295 ranked)	286	7	37	Campbell	146	Air Force	72
Hits (295 ranked)	32	2	618	Virginia	766	Air Force	631
Hits Allowed Per Nine Innings (295 ranked)	253	5	11.11	Wake Forest	6.59	San Diego St.	8.48
Home Runs (295 ranked)	53	1	87	Florida	146	New Mexico	87
Home Runs Per Game (295 ranked)	31	1	1.71	FGCU	2.37	New Mexico	1.71
On Base Percentage (295 ranked)	31	1	0.407	Campbell	0.439	New Mexico	0.407
Runs (295 ranked)	57	1	441	LSU	634	New Mexico	441
Sacrifice Bunts (293 ranked)	291	7	4	Wofford	86	Fresno St.	25
Sacrifice Flies (295 ranked)	260	7	15	UC Irvine	52	UNLV	34
Scoring (295 ranked)	10	1	8.6	FGCU	9.6	New Mexico	8.6
Shutouts (165 ranked)	100	3	2	LSU	12	Fresno St. San Diego St.	4 4
Slugging Percentage (295 ranked)	4	1	0.560	FGCU	0.592	New Mexico	0.560
Stolen Bases (295 ranked)	262	3	32	VMI	192	San Diego St.	72
Stolen Bases Per Game (295 ranked)	250	3	0.63	VMI	3.49	San Diego St.	1.36
Strikeout-to-Walk Ratio (295 ranked)	59	3	2.20	Wake Forest	4.26	Fresno St.	2.45
Strikeouts Per Nine Innings (295 ranked)	263	6	7.0	Wake Forest	12.1	San Diego St.	9.7
Triple Plays (2 ranked)				Lafayette	2		
Triples (295 ranked)	5	1	24	Michigan St.	30	New Mexico	24
Triples Per Game (295 ranked)	5	1	0.47	Michigan St.	0.55	New Mexico	0.47
WHIP (295 ranked)	130	3	1.59	Wake Forest	1.05	San Diego St.	1.41
WL Pct (295 ranked)	149	3	0.510	Wake Forest	0.818	San Jose St.	0.534
Walks Allowed Per Nine Innings (295 ranked)	10	1	3.20	Wofford	2.38	New Mexico	3.20

2023 MOUNTAIN WEST BY RPI

Team	Conference	Adj. RPI	Adj. RPI Value	Prev Adj. RPI	RPI	Orig RPI Value	WL	Adj. Non-Conf RPI	Non-Conf Record	Conf. Record	Road WL	Q1	Q2	Q3	Q4	vs TOP 100	vs below 150	NC SOS	SOS
San Jose St.	Mountain West	105	0.51683	105	105	0.51683	31-27	123	10-15	21-12	14-16	1-3	0-3	1-3	29-18	2-9	21-8	28	116
Air Force	Mountain West	140	0.49908	140	140	0.49908	28-31	162	9-16	19-15	9-20	0-1	0-3	4-6	24-21	4-10	13-12	101	139
San Diego St.	Mountain West	148	0.49538	149	148	0.49538	24-29	200	6-16	18-13	8-16	1-3	0-1	2-11	21-14	3-15	15-7	23	88
Fresno St.	Mountain West	177	0.48199	178	177	0.48199	30-27	192	13-12	17-15	7-13	0-0	0-1	3-4	27-22	3-5	22-11	184	205
UNLV	Mountain West	209	0.47164	211	209	0.47164	21-30	129	9-12	12-18	7-18	0-2	1-2	1-4	19-22	2-8	10-11	92	175
Nevada	Mountain West	220	0.46668	221	220	0.46668	20-33	140	10-13	10-20	9-18	0-0	1-1	2-5	17-27	3-6	9-16	68	138
New Mexico	Mountain West	243	0.45326	244	241	0.45506	25-24	225	12-7	13-17	6-13	0-0	2-2	1-2	22-20	3-4	18-9	299	290

UNM SINGLE-GAME RECORDS

AT-BATS

58	vs. New Mexico St.	2/9/02
57	vs. Fresno St.	4/1/99
56	vs. Air Force	5/14/09
56	vs. Binghamton	3/7/09
56	vs. Air Force	5/2/03
55	vs. Fresno St.	4/9/16
54	vs. Hawaii	3/14/97
54	vs. New Mexico St.	2/24/72
53	vs. Oklahoma St.	2/16/13
53	vs. Coppin St.	4/18/10
53	vs. New Mexico St.	3/30/99
53	vs. Colorado St.	3/17/73
53	vs. Northern Colorado	2/27/05

RUNS

31	vs. Air Force	4/17/04 (W, 31-11)
30	vs. Northern Colo.	2/24/23 (W, 30-1)
30	vs. Binghamton	3/7/09 (W, 30-2)
29	at UNLV	3/24/17 (W, 29-8)
29	vs. Coppin St.	4/18/10 (W, 29-3)
28	vs. N.M. Highlands	2/9/03 (W, 28-5)
28	vs. N.M. St.	3/30/99 (W, 28-18)
27	vs. Fresno St.	4/1/99 (W, 27-26)
27	vs. Rice	4/12/98 (W, 27-26)
27	vs. Iowa	3/24/85 (W, 27-13)
27	vs. Creighton	3/26/71 (W, 27-5)
26	vs. Air Force	4/12/08 (W, 26-9)
26	vs. Air Force	4/14/06 (W, 26-11)
26	vs. Utah	3/13/93 (W, 26-8)

HITS

32	vs. Fresno St.	4/1/99
31	vs. Binghamton	3/7/09
30	vs. Hawaii	3/14/97
29	vs. Coppin St.	4/18/10
29	vs. Air Force	4/17/04
28	vs. Northern Colo.	2/24/23
28	at Air Force	3/4/17
28	vs. Air Force	4/12/08
28	vs. New Mexico St.	3/30/99
27	vs. Air Force	5/2/03
26	vs. San Diego St.	5/26/12
26	vs. Northwestern	2/22/97
26	vs. Washington	3/26/95

RBI

28	vs. Coppin St.	4/18/10
28	vs. Binghamton	3/7/09
28	vs. Air Force	4/17/04
27	vs. Northern Colo.	2/24/23
27	vs. Iowa	3/24/85
26	vs. Air Force	4/12/08
26	vs. N.M. Highlands	2/9/03
26	vs. New Mexico St.	3/30/99
26	vs. Rice	4/12/98
25	vs. Air Force	4/14/06
24	vs. UNLV	3/24/17
24	vs. Fresno St.	4/1/99

24	vs. Utah	4/23/94
----	----------	---------

DOUBLES

13	vs. N.M. Highlands	2/9/03
10	vs. Coppin St.	4/18/10
9	at Nevada	4/21/13
9	vs. Northern Colorado	3/5/06
9	vs. Utah	3/16/02
9	vs. UNLV	4/4/98
8	at New Mexico State	3/29/22
8	vs. Fresno St.	3/31/17
8	vs. San Jose St.	5/9/15
8	vs. San Jose St.	5/10/15
8	vs. San Diego St.	3/17/00
8	vs. Fresno St.	4/1/99
8	vs. Rice	4/12/98
8	vs. UTEP	4/18/80
8	vs. Southern Colorado	5/17/75

TRIPLES

7	vs. Southern Colorado	3/27/76
6	vs. TAMU-CC	2/21/09
6	vs. Hartford	3/16/86
5	vs. Holy Cross	2/25/22
4	vs. Coppin St.	4/18/10
4	vs. ENMU	4/30/97
4	vs. Colorado St.	3/20/75
4	vs. NE Illinois	4/18/78
4	vs. UTEP	5/11/73
4	vs. Northern Illinois	3/27/72

HOME RUNS

10	vs. New Mexico St.	3/30/99
8	vs. Air Force	4/12/08
8	vs. Air Force	4/18/04
7	vs. Fresno State	4/29/23
6	vs. Air Force	5/6/17
6	vs. Binghamton	2/18/17
6	vs. Fresno St.	4/9/16
6	vs. Air Force	4/13/06 (Game 2)
6	vs. Air Force	4/17/04
6	vs. UNLV	5/9/99
6	vs. Rice	4/12/98
6	vs. New Mexico St.	2/25/98
6	vs. Utah	5/15/94
6	vs. Air Force	4/26/86
6	vs. Air Force	4/25/86

TOTAL BASES

63	vs. New Mexico St.	3/30/99
61	vs. Air Force	4/12/08
54	vs. Fresno St.	4/1/99

WALKS

17	at Hawai'i	2/21/16
16	vs. Air Force	4/17/04
15	vs. Fresno St.	3/31/17
14	at UNLV	3/24/17
14	at Utah	4/4/87

STOLEN BASES

9	vs. Wayland Baptist	4/13/94
8	vs. Maine	3/18/94
8	vs. New Mexico St.	2/11/00
8	vs. Brigham Young	4/8/00
7	vs. New Mexico St.	4/17/13
7	vs. Toledo	3/10/02
7	vs. N.M. Highlands	2/10/98
7	vs. Grand Canyon	5/4/96

LONGEST GAME (Innings)

15	NMSU 4, UNM 3	2/9/02
15	UNM 10, Gonzaga 8	3/31/72
14	UNM 8, ENMU 7	2/5-6/96
14	UNM 9, Colorado St. 8	3/17/73

LAST TIME IT HAPPENED...

HITTING (Individual)

Grand slam: Justin Olson vs. Fresno State, 4/28/23
Hit for the cycle: Danny Collier vs. Air Force, 3/24/18
Five hits: Jeffrey David vs. Northern Colorado, 2/24/23
Six hits: Carl Stajduhar vs. Fresno St., 4/9/16
Eight at bats: Josh Mader vs. Air Force, 5/2/03
Four runs: Reed Spennrath vs. St. Bonaventure, 3/4/23
Five runs: Sean Stephens at Nevada, 5/7/22
Six runs: Justin Howard vs. Coppin St., 4/18/10*
Five RBI: Justin Olson vs. Fresno State, 4/29/23
Six RBI: Justin Olson vs. Fresno State, 4/29/23
Seven RBI: Justin Olson vs. Fresno State, 4/29/23
Eight RBI: Justin Olson vs. Fresno State, 4/29/23
10 RBI: Brian Cavazos-Galvez vs. Air Force, 4/12/08*#
Three doubles: Braydon Runion vs. New Mexico St., 5/2/23
Four doubles: Reece Weber vs. San José St., 5/10/15
Four extra-base hits: Braydon Runion vs. New Mexico St., 5/2/23
Two triples: Willie Cano vs. Holy Cross, 2/25/22
Back-to-back-to-back triples: ... Mike Brownstein, Dane Hamilton, Brian Cavazos-Galvez vs. TAMU-CC (Game 2), 2/21/09
Inside-the-Park home run: DJ Peterson vs. TCU, 5/20/11
Walk-off home run: Jake Holland vs. Texas Tech, 3/28/23
Two home runs: Reed Spennrath vs. UNLV, 5/6/23
Three home runs: Justin Olson vs. Fresno State, 4/29/23
Four home runs: ... Brian Cavazos-Galvez vs. Air Force, 4/12/08*#
Two home runs in one inning: Josh Mader at Utah, 4/8/04
Two+ players with multi-homers: Brian Cavazos-Galvez (4), Kevin Atkinson (2) vs. Air Force, 4/12/08
Back-to-back homers: Justin Olson, Konner Kinkade vs. Nevada, 5/14/23
Back-to-back-to-back homers: Daniel Stovall, Matt Hibbitts, Ian Hollick vs. Hawaii-Hilo, 4/28/07
Multiple back-to-back homers in same game: (2), Joe Salas, Daniel Stovall, vs. Air Force, 5/16/04
HR in 3 straight games: Lenny Junior Ashby vs. Nevada, 5/12-13/23
Three + sacrifice bunts in a game: 3, Jared Holley at Nevada 4/20/13
Four strikeouts: Deylan Pigford vs. Fresno State, 4/28/23
Three HBP: Jared Holley vs. LaSalle, 3/5/13
Three stolen bases: Luke Campbell at UNLV, 3/16/13
Four Walks: Justin Watari vs. UNLV, 5/11/19
Five Walks: DJ Peterson vs. UC Riverside, 3/9/13*

HITTING (Team)

Five + home runs (team): ... 7, vs. Fresno State (W, 17-7), 4/29/23
20+ hits: 20, vs. Northern Colorado (W, 18-2), 2/25/23 (G2)
25+ hits: 28, vs. Northern Colorado (W, 30-1), 2/24/23
30+ hits: 31, vs. Binghamton (Game 1), 3/7/09
Allowed 20 + hits: 20, vs. St. Bonaventure (L, 17-8), 3/4/23
20+ runs: 20, vs. St. Bonaventure (W, 20-3), 3/4/23
Allowed 20 + runs: 25, vs. Air Force (L, 25-6), 5/19/22
30+ runs: 30, vs. Northern Colorado (W, 30-1), 2/24/23
20+ RBI: 27, vs. Northern Colorado, 2/24/23
40+ total bases: 42, vs. Fresno State, 4/29/23
50+ total bases: 52, vs. Northern Colorado, 2/24/23
60+ total bases: 61, vs. Air Force, 4/12/08
No strikeouts: 5/4/14 vs. San Diego St. (35 at-bats)
No walks: 3/31/23 vs. San Diego State (34 at-bats)
10+ strikeouts: 12, vs. Fresno State, 4/29/23
10+ walks: 10, vs. St. Bonaventure (Game 1), 3/4/23
15+ walks: 15, Fresno St., 3/31/17
5+ HBP: 5, vs. San Jose State, 4/29/22
Was no-hit (7-inning game): at Utah, 4/21/90
Was no-hit (9-inning game): at Wichita St., 3/20/90

PITCHING (Individual)

No-hitter (7-inning game): Mike Connell vs. N.M. Highlands, 3/24/77
No-hitter (9-inning game): Jim Kremmel vs. Arizona, 4/17/70
One-hitter: Tyler Stevens vs. Air Force, 4/12/15
Complete game: Cody Dye vs. UNLV, 4/21/18..... Justin Armbruster at San Jose State, 5/22/21 (7 innings)
Complete-game shutout: Colton Thomson vs. Nevada, 5/26/16
10+ strikeouts: ..12, Justin Armbruster at San Jose State, 5/22/21
15+ strikeouts: 17, Justin Armbruster at Fresno State, 3/13/21
No walks (complete game): Justin Armbruster at San Jose State, 5/22/21

PITCHING (Team)

10+ strikeouts: 11, at UNLV, 5/5/23
15+ strikeouts: 16, vs. Nevada, 3/27/21
No strikeouts: 3/5/17 at Air Force ... (J. Tripp 30 BF; D. Gillespie 5 BF, A. Isenhardt 1 BF, C. Tripp 8 BF)
No walks: vs. St. Bonaventure, 3/5/23
10 + walks: at California, 5/14/22

FIELDING

Five+ errors (Team): 6, vs. San Jose State, 4/8/23
Three+ errors (Ind.): 3, Hayden Schilling vs. Central Michigan, 2/22/18
Eight+ assists: 8, Konner Kinkade vs. Texas Tech, 3/28/23
Caught three runners stealing: Mitch Garver vs. Texas Tech, 4/25/12
15 + putouts: 15, Reed Spennrath vs. New Mexico State, 3/21/23
UNM turned a triple play: 5/13/16 vs. Nevada (4-6-3-2)
UNM hit into a triple play: 4/23/09 at BYU

SCORING AND MISCELLANEOUS

Stole home: Harry Fullerton vs. Nevada, 3/27/21
Stole seven+ bases: 7, 4/17/13 vs. New Mexico St. (W, 13-6)
Tied: 4/28/19 at Fresno St. (T, 6-6)
Shut out: 5/16/23 vs. New Mexico State (L, 0-8/ 7 Inn.)
Shut out opponent: 4/18/23 at New Mexico State (W, 13-0)
Shut out at home: 3/21/23 vs. New Mexico State (L, 0-2)
Shut out on the road: 5/16/23 at New Mexico State (L, 0-8/ 7 Inn)
Shut out opponent at home: 3/11/23 vs. Air Force (W, 15-0)
Shut out opponent on road: 4/18/23 at New Mexico St. (W, 13-0)
Recorded back-to-back shutouts: 5/6-5/7, 2011 vs. Air Force (5-0, 10-0)
Recorded three straight shutouts: 2/24-3/3, 1973 vs. New Mexico St. (1-0) and New Mexico Highlands (7-0, 4-0)
Shut out in back-to-back games: 3/14-15/2017 at Oklahoma St.
Most runs in three-game series: .73, vs. Air Force (4/13-14, 2006)
Consecutive one-run games: 2, vs. San Jose State (4/29-30, 2022)
Four straight one-run games: vs. BYU, Gonzaga, Northern Colorado, 2/15-23, 2020
Five straight one-run games: March 18-24, 2015*

LAST TIME IT HAPPENED... CONTINUED

EXTRA INNINGS

Won an extra-inning game: 4/30/23 vs. Fresno State (6-5, 10 inn.)
Lost an extra-inning game: 3/10/23 vs. Air Force (9-7, 10 Inn.)
Extra inning games in a row: 2, 4/23-4/24, 2021 at Washington
3 straight extra-inning games: at Utah, 4/9-11, 2009
Played a 10-inning game: vs. Fresno State, 4/30/23 (W, 6-5)
Played an 11-inning game: vs. Fresno State, 3/13/22 (W, 9-8)
Played a 12-inning game: vs. Minnesota, 2/20/22 (W, 4-3)
Played a 13-inning game: vs. Columbia, 6/1/13 (L, 6-5, NCAA Tourn.)
Played a 14-inning game: vs. Eastern N.M., 2/5-6, 1996 (W, 8-7)
Played a 15-inning game: at New Mexico St., 2/9/02 (L, 4-3)

IN AN INNING

10+ runs in an inning: 10, vs. Air Force (8th), 3/11/23
15+ runs in an inning: 15, vs. Savannah St., 3/11/05
4+ homers in an inning: 4, at Air Force, 5/19/05
5+ doubles in an inning: 5, at Nevada, 4/21/13
4+ triples in an inning: 4, vs. TAMU-CC (Game 2), 2/21/09^
10+ hits in an inning: 10, vs. New Mexico State, 5/2/23
10+ consecutive hits: 11, vs. Savannah St., 3/11/05*
10+ consecutive batters reach base: 12, vs. Fresno St., 4/13/13
15+ consecutive batters reach base: 16, vs. Savannah St., 3/11/05
Player w/hits from both sides of plate: Sam Haggerty
 vs. Fresno St. 4/12/13

UNM SCORING IN AN INNING

Most runs in top of 1st: 11, at Air Force (5/14/09)
Most runs in top of 2nd: 10, 2x, last at Air Force (4/15/97)
Most runs in top of 3rd: 8, 3x, last at Air Force (4/25/10, Game One)
Most runs in top of 4th: 12, at Air Force (4/15/07)
Most runs in top of 5th: 12, at Air Force (4/17/04)
Most runs in top of 6th: 10, at Air Force (5/19/16)
Most runs in top of 7th: 9, at Air Force (4/16/07)
Most runs in top of 8th: 12, at Utah (4/1/00)
Most runs in top of 9th: 9, at New Mexico St. (2/16/86)
Most runs in top of 10th: 4, at Texas St. (2/11/06)
Most runs in top of 11th: 6, at Arizona (1/30/93)
Most runs in top of 12th: 3, at Washington (4/24/21)
Most runs in top of 13th: N/A
Most runs in top of 14th: N/A
Most runs in top of 15th: 1, vs. Gonzaga at Fresno St. (3/31/72)

Most runs in bottom of 1st: 11, 2x, last vs. St. Bonaventure. (3/4/23)
Most runs in bottom of 2nd: 15, vs. Savannah St. (3/11/05)
Most runs in bottom of 3rd: 13, vs. NM Highlands (2/28/90)
Most runs in bottom of 4th: ... 12, vs. Air Force at UNLV (5/27/04)
Most runs in bottom of 5th: 10, 2x, last vs. Utah (4/22/06)
Most runs in bottom of 6th: 20, vs. Utah (3/13/93)*
Most runs in bottom of 7th: 11, vs. Texas St. (2/18/05)
Most runs in bottom of 8th: 12, 3x, last vs. Fresno St. (4/13/13)
Most runs in bottom of 9th: 9, 2x, last vs. New Mexico St. (3/26/02)
Most runs in bottom of 10th: 7, vs. Louisiana Tech (3/13/10)
Most runs in bottom of 11th: 2, 2x, last vs. Fresno St. (3/13/22)
Most runs in bottom of 12th: 2, vs. UNLV (3/9/14)
Most runs in bottom of 13th: 1, 2x, last vs. Northwestern (3/7/03)
Most runs in bottom of 14th: 1, 2x, last vs. ENMU (2/5-6, 1996)
Most runs in bottom of 15th: N/A

OPPONENT SCORING IN AN INNING

Most runs in top of 1st: 12, vs. BYU (3/26/94)
Most runs in top of 2nd: 9, vs. UC Riverside (4/18/19)
Most runs in top of 3rd: 12, vs. Wichita St. (3/16/89)
Most runs in top of 4th: 11, vs. Rice (4/11/98)
Most runs in top of 5th: 10, 2x, last vs. UNLV (4/3/22)
Most runs in top of 6th: 10, vs. BYU (4/11/02)
Most runs in top of 7th: 11, vs. BYU (4/6/00)
Most runs in top of 8th: 8, 2x, last vs. Rice (4/12/98)
Most runs in top of 9th: 12, vs. BYU (3/18/05, Game Two)

Most runs in top of 10th: 9, vs. San Francisco (3/18/06)
Most runs in top of 11th: 6, vs. Nevada at Las Vegas, Nev. (5/23/14)
Most runs in top of 12th: 1, 4x, last vs. UNLV (3/9/14)
Most runs in top of 13th: 1, 2x, last vs. Columbia (6/1/13)
Most runs in top of 14th: N/A
Most runs in top of 15th: N/A

Most runs in bottom of 1st: 11, at Arizona St. (2/9/80, Game One)
Most runs in bottom of 2nd: 16, at Texas Tech (3/15/22)*
Most runs in bottom of 3rd: 15, at Hawaii (4/22/89)
Most runs in bottom of 4th: 12, 2x, last at Air Force (4/15/90)
Most runs in bottom of 5th: 12, at Cal St. Fullerton (3/7/86)
Most runs in bottom of 6th: 12, at LMU (3/11/86)
Most runs in bottom of 7th: 9, at California (5/14/22)
Most runs in bottom of 8th: 11, vs. Oregon State (2/18/22)
Most runs in bottom of 9th: 4, 7x, last at Air Force (4/15/07)
Most runs in bottom of 10th: 4, at Air Force (4/24/65)
Most runs in bottom of 11th: 2, vs. BYU at San Diego St. (3/31/06)
Most runs in bottom of 12th: 2, vs. BYU at San Diego St. (3/31/06)
Most runs in bottom of 13th: N/A
Most runs in bottom of 14th: N/A
Most runs in bottom of 15th: 1, at New Mexico St. (2/9/02)

SERIES

Swept non-conf. series, home: ..vs. Northern Colo., 2/24-26, 2023
Swept non-conf. series, road: at No. 23 Oklahoma St., 3/14-15, 2017
Swept in non-conf. series, home: vs. Dallas Baptist, 3/4-6, 2016
Swept in non-conf. series, road: at California, 5/13-15/2022
Swept MW series, home: vs. Fresno State, 4/28-30, 2023
Swept MW series, road: at San Jose State, 5/22-23, 2021
Swept multiple MW series in a row: 3, 3/3/17-3/26/17
 at Air Force, vs. San José St., at UNLV
Swept in MW series, home:vs. San Diego State, 3/31-4/2, 2023
Swept in MW series, road: at Air Force, 5/8-9, 2021
Swept in multiple MW series in a row: 3, 4/2-5/9/2021
 at San Diego State, vs. Fresno State, at Air Force

WALK-OFFS

Won on last at-bat: 4/30/23
 Kyle Smith (1B) vs. Fresno State (6-5, 10 innings)
Lost on last at-bat: 3/18/23
 at Fresno State (8-9, 9 innings)
Scored two runs in last at-bat: 5/20/22
 vs. Air Force (13-12, 9 innings)
Scored three runs in last at-bat: 4/19/22
 vs. Texas Tech (11-10, 9 innings)
Scored four runs in last at-bat: 5/20/22
 vs. Air Force (13-12, 9 innings)
Scored five runs in last at-bat: 5/20/22
 vs. Air Force (13-12, 9 innings)
Scored six runs in last at-bat: 5/20/22
 vs. Air Force (13-12, 9 innings)
Scored seven runs in last at-bat: 5/20/22
 vs. Air Force (13-12, 9 innings)
Scored nine runs in last at-bat: 3/21/99
 vs. TCU (17-16)
Allowed two runs in last at-bat: 3/18/23
 at Fresno State (8-9)
Allowed three runs in last at-bat: 4/2/21
 at San Diego State (9-10)
Allowed four runs in last at-bat: 4/2/21
 at San Diego State (9-10)
Allowed five runs in last at-bat: 4/2/21
 at San Diego State (9-10)
Allowed six runs in last at-bat: 4/2/21
 at San Diego State (9-10)

* = School record

= Mountain West record

^ = NCAA record

2023 NEW MEXICO OVERALL STATS

Record: 26-25 Home: 17-11 Away: 6-13 Neutral: 3-1 MW: 13-17

Date	Opponent	Score	Player	avg	slug	ob%	g	ab	r	h	2b	3b	hr	rbi	bb	so	sb	cs	e
#2/17	vs #23 Oregon State	w 7-2	DITZENBERGER, D	.437	.563	.490	37	135	42	59	9	1	2	27	15	19	6	0	2
#2/18	vs UC Santa Barbara	w 3-1	ASHBY, Lenny Juni	.381	.595	.455	51	210	46	80	18	0	9	51	26	25	0	1	4
#2/19	vs #23 Oregon State	L 6-14	RUNION, Braydon	.357	.629	.398	51	213	48	76	23	4	9	56	11	51	1	2	1
#2/20	vs Minnesota	w 4-3	HOLLAND, Jake	.333	.633	.371	41	150	29	50	7	1	12	39	8	32	0	0	2
2/24	NORTHERN COLORADO	w 30-1	SPENRATH, Reed	.321	.721	.421	50	190	54	61	11	4	19	65	34	70	3	0	2
2/25	NORTHERN COLORADO	w 11-3	DAVID, Jeffrey	.306	.472	.349	42	193	38	59	13	5	3	41	11	27	3	2	6
2/25	NORTHERN COLORADO	w 18-2	PIGFORD, Deylan	.297	.503	.389	45	145	39	43	9	3	5	13	17	35	8	2	4
3/3	ST. BONAVENTURE	w 14-4	WEISSENBORN, C	.291	.385	.360	51	179	36	52	10	2	1	27	19	37	3	0	8
3/4	ST. BONAVENTURE	L 8-17	DIXON, Devon	.274	.445	.346	49	164	38	45	10	0	6	27	16	29	2	1	6
3/4	ST. BONAVENTURE	w 20-3	-----																
3/5	ST. BONAVENTURE	w 16-6	HERD, Caleb	.429	.571	.556	9	7	3	3	1	0	0	1	2	1	0	0	0
3/7	at Texas Tech	L 3-6	OLSON, Justin	.367	.822	.504	37	90	24	33	2	0	13	31	25	27	0	0	2
*3/10	AIR FORCE	L 7-9	STEPHENS, Sean	.349	.508	.388	37	63	11	22	5	1	1	8	3	11	4	2	1
*3/11	AIR FORCE	w 15-0	SMITH, Kyle	.271	.614	.469	28	70	17	19	3	3	5	13	16	17	2	0	0
*3/12	AIR FORCE	w 11-4	KINKADE, Konner	.268	.446	.425	35	56	13	15	4	0	2	12	15	8	0	0	4
3/14	at Grand Canyon	L 8-11	CARRIS, Akili	.143	.143	.250	8	7	2	1	0	0	0	0	0	2	0	0	1
*3/17	at Fresno State	L 3-5	FELIX, Dominic	.000	.000	.125	6	7	1	0	0	0	0	1	1	0	0	0	1
*3/18	at Fresno State	L 8-9	DEWYER, Trent	.000	.000	.000	2	0	0	0	0	0	0	0	0	0	0	0	0
*3/19	at Fresno State	w 7-2	STANFIELD, Alec	.000	.000	.000	1	0	0	0	0	0	0	0	0	0	0	0	0
3/21	NEW MEXICO STATE	L 0-2	STEINKAMP, Arthu	.000	.000	.000	15	0	0	0	0	0	0	0	0	0	0	0	0
*3/24	at Nevada	w 9-5	STILL, Justin	.000	.000	.000	17	0	0	0	0	0	0	0	0	0	0	0	0
*3/25	at Nevada	w 12-1	JACKSON, Jaren	.000	.000	.000	12	0	0	0	0	0	0	0	0	0	0	0	0
3/28	#22 TEXAS TECH	w 11-10	ITURRALDE, Adolfo	.000	.000	.000	8	0	0	0	0	0	0	0	0	0	0	0	0
*3/31	SAN DIEGO STATE	L 3-5	FLORES, Junior	.000	.000	.000	1	0	0	0	0	0	0	0	0	0	0	0	0
*4/1	SAN DIEGO STATE	L 1-3	MARTINEZ, Jordan	.000	.000	.000	5	0	0	0	0	0	0	0	0	0	0	0	0
*4/2	SAN DIEGO STATE	L 7-19	RUSSELL, Brett	.000	.000	.000	5	0	0	0	0	0	0	0	0	0	0	0	0
*4/6	SAN JOSE STATE	w 16-8	BAKER-LIVINGSTO	.000	.000	.000	10	0	0	0	0	0	0	0	0	0	0	0	0
*4/7	SAN JOSE STATE	L 3-8	GALLEGOS, Isaac	.000	.000	.000	12	0	0	0	0	0	0	0	0	0	0	0	0
*4/8	SAN JOSE STATE	L 3-14	HUDSON, Terrell	.000	.000	.000	10	0	0	0	0	0	0	0	0	0	0	0	0
4/11	CSU PUEBLO	w 8-7	LIVELY, Tristin	.000	.000	.000	13	0	0	0	0	0	0	0	0	0	0	0	1
4/12	CSU PUEBLO	L 6-8	MCBROOM, Brian	.000	.000	.000	25	0	0	0	0	0	0	0	0	0	0	0	1
4/18	at New Mexico State	w 13-0	EGLOFF, Riley	.000	.000	.000	13	0	0	0	0	0	0	0	0	0	0	0	2
*4/21	at Air Force	L 6-9	BANNISTER, Wil	.000	.000	.000	16	0	0	0	0	0	0	0	0	0	0	0	1
*4/23	at Air Force	w 12-1	Totals	.329	.560	.407	51	1879	441	618	125	24	87	412	219	391	32	10	49
*4/23	at Air Force	L 8-13	Opponents	.304	.464	.370	51	1770	324	538	112	23	42	300	155	341	32	16	61
4/25	at Arizona	L 8-11																	

LOB - Team (414), Opp (376). DPs turned - Team (48), Opp (33). CI - Team (0), Opp (1). IBB - Team (6), SPENRATH, R. 3, OLSON, J. 2, PIGFORD, D. 1, Opp (8). Picked off - PIGFORD, D. 1, DIXON, D. 1, STEPHENS, S. 1, DAVID, J. 1.

Player	era	w-l	app	gs	cg	sh	sv	ip	h	r	er	bb	so	avg	hr
GALLEGOS, Isaac	4.35	4-2	12	12	0	0	0	70.1	69	46	34	32	60	.253	4
LIVELY, Tristin	4.42	6-4	13	13	1	0	0	77.1	83	42	38	23	62	.277	5
EGLOFF, Riley	6.05	7-3	13	13	0	0	0	74.1	95	55	50	21	67	.310	12

DEWYER, Trent	0.00	0-0	2	0	0	0	0	2.2	3	0	0	0	1	.300	0
STEINKAMP, Arthur	2.81	0-1	15	0	0	0	0	25.2	27	12	8	4	12	.273	1
ITURRALDE, Adolfo	4.00	0-0	8	0	0	0	0	9.0	9	5	4	2	9	.281	1
MCBROOM, Brian	5.53	4-2	25	0	0	0	3	40.2	47	28	25	11	39	.290	3
STILL, Justin	5.91	0-1	17	0	0	0	0	21.1	22	14	14	16	20	.268	1
JACKSON, Jaren	7.46	3-2	12	8	0	0	1	44.2	61	38	37	12	32	.318	2
HUDSON, Terrell	8.10	1-2	10	0	0	0	0	13.1	18	12	12	4	10	.327	4
BAKER-LIVINGSTON	8.62	0-4	10	4	0	0	0	24.0	40	24	23	10	10	.374	1
BANNISTER, Wil	9.47	1-3	16	1	0	0	1	19.0	31	21	20	8	11	.369	3
MARTINEZ, Jordan	12.86	0-0	5	0	0	0	0	7.0	10	10	10	5	1	.357	1
RUSSELL, Brett	17.47	0-1	5	0	0	0	0	5.2	16	12	11	4	7	.500	3
STANFIELD, Alec	54.00	0-0	1	0	0	0	0	0.1	3	2	2	2	0	1.000	0
FLORES, Junior	81.00	0-0	1	0	0	0	0	0.1	4	3	3	1	0	.800	1
Totals	5.95	26-25	51	51	1	2	5	435.2	538	324	288	155	341	.304	42
Opponents	8.02	25-26	51	51	1	2	15	433.1	618	441	386	219	391	.329	87

PB - Team (2), SMITH, K. 2, Opp (2). Pickoffs - Team (2), EGLOFF, R. 2, Opp (3). SBA/ATT - HOLLAND, J. (25-31), SMITH, K. (7-17), GALLEGOS, I. (7-10), LIVELY, T. (5-9), JACKSON, J. (8-8), EGLOFF, R. (6-8), MCBROOM, B. (1-4), ITURRALDE, A (1-3), BAKER-LIVING (2-3), STILL, J. (1-2), STEINKAMP, A (1-1).

2023 NEW MEXICO FIELDING STATS

Player	c	po	a	e	fld%	dp	sba	csb	sba%	pb	ci
24 SMITH, Kyle	130	112	18	0	1.000	1	7	10	.412	2	0
27 GALLEGOS, Isaac	11	4	7	0	1.000	0	7	3	.700	0	0
29 HERD, Caleb	10	10	0	0	1.000	0	0	0	---	0	0
22 BAKER-LIVINGSTON, B	8	2	6	0	1.000	0	2	1	.667	0	0
35 STEINKAMP, Arthur	8	2	6	0	1.000	0	1	0	1.000	0	0
36 HUDSON, Terrell	5	2	3	0	1.000	0	0	0	---	0	0
19 STILL, Justin	5	1	4	0	1.000	1	1	1	.500	0	0
23 JACKSON, Jaren	4	0	4	0	1.000	0	8	0	1.000	0	0
1 MARTINEZ, Jordan	2	0	2	0	1.000	0	0	0	---	0	0
49 ITURRALDE, Adolfo	1	0	1	0	1.000	0	1	2	.333	0	0
30 SPENRATH, Reed	378	358	18	2	.995	32	0	0	---	0	0
18 HOLLAND, Jake	245	218	25	2	.992	1	25	6	.806	0	0
25 OLSON, Justin	138	125	11	2	.986	15	0	0	---	0	0
15 RUNION, Braydon	50	44	5	1	.980	0	0	0	---	0	0
11 STEPHENS, Sean	43	41	1	1	.977	0	0	0	---	0	0
33 DITZENBERGER, Dylan	78	14	62	2	.974	4	0	0	---	0	0
3 DIXON, Devon	204	69	129	6	.971	29	0	0	---	0	0
12 WEISSENBORN, Chase	218	55	155	8	.963	28	0	0	---	0	0
7 DAVID, Jeffrey	117	73	38	6	.949	9	0	0	---	0	0
4 PIGFORD, Deylan	73	67	2	4	.945	0	0	0	---	0	0
8 KINKADE, Konner	72	30	38	4	.944	11	0	0	---	0	0
34 ASHBY, Lenny Junior	68	62	2	4	.941	0	0	0	---	0	0
10 EGLOFF, Riley	21	8	11	2	.905	3	6	2	.750	0	0
2 LIVELY, Tristin	10	6	3	1	.900	1	5	4	.556	0	0
14 CARRIS, Akili	7	2	4	1	.857	1	0	0	---	0	0
6 MCBROOM, Brian	5	1	3	1	.800	0	1	3	.250	0	0
40 BANNISTER, Wil	4	1	2	1	.750	0	0	0	---	0	0
44 FELIX, Dominic	3	0	2	1	.667	1	0	0	---	0	0
42 STANFIELD, Alec	0	0	0	0	.000	0	0	0	---	0	0
16 FLORES, Junior	0	0	0	0	.000	0	0	0	---	0	0
13 RUSSELL, Brett	0	0	0	0	.000	0	0	0	---	0	0
9 DEWYER, Trent	0	0	0	0	.000	0	0	0	---	0	0
Totals	1918	1307	562	49	.974	48	32	16	.667	2	0
Opponents	1758	1300	397	61	.965	33	32	10	.762	2	1

2023 NEW MEXICO FIELDING LEADERS

Hitting minimums - 1 Games
Pitching minimums - 1 Games 1.0 IP/Game

Fielding pct	Chances	Putouts
1. 24 SMITH, Kyle 1.000	1. 30 SPENRATH, Reed 378	1. 30 SPENRATH, Reed 358
27 GALLEGOS, Isaac 1.000	2. 18 HOLLAND, Jake 245	2. 18 HOLLAND, Jake 218
29 HERD, Caleb 1.000	3. 12 WEISSENBORN, Chase 218	3. 25 OLSON, Justin 125
35 STEINKAMP, Arthur 1.000	4. 3 DIXON, Devon 204	4. 24 SMITH, Kyle 112
22 BAKER-LIVINGSTON, Ben 1.000	5. 25 OLSON, Justin 138	5. 7 DAVID, Jeffrey 73
Assists	Errors	Fielding double plays
1. 12 WEISSENBORN, Chase 155	1. 12 WEISSENBORN, Chase 8	1. 30 SPENRATH, Reed 32
2. 3 DIXON, Devon 129	2. 7 DAVID, Jeffrey 6	2. 3 DIXON, Devon 29
3. 33 DITZENBERGER, Dylan 62	3 DIXON, Devon 6	3. 12 WEISSENBORN, Chase 28
4. 8 KINKADE, Konner 38	4. 3 tied at..... 4	4. 25 OLSON, Justin 15
7 DAVID, Jeffrey 38		5. 8 KINKADE, Konner 11
Stolen bases against	Caught stealing by	Steal attempts against
1. 18 HOLLAND, Jake 25	1. 24 SMITH, Kyle 10	1. 18 HOLLAND, Jake 31
2. 23 JACKSON, Jaren 8	2. 18 HOLLAND, Jake 6	2. 24 SMITH, Kyle 17
3. 24 SMITH, Kyle 7	3. 2 LIVELY, Tristin 4	3. 27 GALLEGOS, Isaac 10
27 GALLEGOS, Isaac 7	4. 6 MCBROOM, Brian 3	4. 2 LIVELY, Tristin 9
5. 10 EGLOFF, Riley 6	27 GALLEGOS, Isaac 3	5. 2 tied at..... 8
Passed balls	Catchers interference	
1. 24 SMITH, Kyle 2		

2023 NEW MEXICO HITTING ANALYSIS

Player	vs left			vs right			w/runners			w/bases empty			w/bases loaded			as leadoff			fly	gnd	fly/
	h	ab	avg	h	ab	avg	h	ab	avg	h	ab	avg	h	ab	avg	rch	ops	pct	out	out	gnd
34 ASHBY, Lenny Junior	21	63	.333	59	147	.401	42	111	.378	38	99	.384	5	6	.833	17	39	.436	58	44	1.3
14 CARRIS, Akili	1	2	.500	0	5	.000	0	4	.000	1	3	.333	0	0	---	0	1	.000	2	2	1.0
7 DAVID, Jeffrey	15	52	.288	44	141	.312	36	108	.333	23	85	.271	2	4	.500	10	35	.286	51	50	1.0
33 DITZENBERGER, Dyl	18	39	.462	41	96	.427	30	55	.545	29	80	.363	1	1	1.000	22	58	.379	26	30	0.9
3 DIXON, Devon	15	44	.341	30	120	.250	25	88	.284	20	76	.263	3	8	.375	9	33	.273	49	37	1.3
44 FELIX, Dominic	0	2	.000	0	5	.000	0	5	.000	0	2	.000	0	1	.000	0	2	.000	3	4	0.8
29 HERD, Caleb	0	1	.000	3	6	.500	3	5	.600	0	2	.000	0	0	---	1	1	1.000	1	2	0.5
18 HOLLAND, Jake	12	39	.308	38	111	.342	30	77	.390	20	73	.274	4	11	.364	14	33	.424	33	30	1.1
8 KINKADE, Konner	4	16	.250	11	40	.275	9	29	.310	6	27	.222	1	1	1.000	5	10	.500	21	12	1.8
25 OLSON, Justin	8	17	.471	25	73	.342	19	43	.442	14	47	.298	1	4	.250	10	20	.500	17	13	1.3
4 PIGFORD, Deylan	10	42	.238	33	103	.320	15	70	.214	28	75	.373	0	4	.000	15	37	.405	44	23	1.9
15 RUNION, Braydon	20	63	.317	56	150	.373	51	133	.383	25	80	.313	3	6	.500	15	36	.417	46	39	1.2
24 SMITH, Kyle	8	29	.276	11	41	.268	11	30	.367	8	40	.200	1	5	.200	10	22	.455	21	13	1.6
30 SPENRATH, Reed	16	57	.281	45	133	.338	36	104	.346	25	86	.291	2	4	.500	22	49	.449	45	16	2.8
11 STEPHENS, Sean	7	25	.280	15	38	.395	7	29	.241	15	34	.441	1	2	.500	4	14	.286	16	14	1.1
12 WEISSENBORN, Cha	10	46	.217	42	133	.316	23	81	.284	29	98	.296	3	6	.500	16	49	.327	58	34	1.7
Totals	165	537	.307	453	1342	.338	337	972	.347	281	907	.310	27	63	.429	170	439	.387	491	363	1.4
Opponents	114	378	.302	424	1392	.305	270	875	.309	268	895	.299	23	58	.397	168	446	.377	412	481	0.9

Player	pinch hitting			w/runners in scoring pos			w/runner on 3rd and LT 2 out			with 2 outs			success adv runners			2- rch	rnrs	rnrs	rch	rch	kl
	h	ab	avg	h	ab	avg	rbi	ops	pct	h	ab	avg	adv	ops	pct	rbi	w/out	lob	err	fc	kl
34 ASHBY, Lenny Junior	0	0	---	29	76	.382	16	21	.762	25	64	.391	75	125	.600	16	19	28	4	5	10
14 CARRIS, Akili	0	4	.000	0	2	.000	0	0	---	0	1	.000	0	4	.000	0	0	1	0	0	0
7 DAVID, Jeffrey	0	0	---	22	55	.400	10	15	.667	16	49	.327	57	116	.491	21	14	29	6	12	9
33 DITZENBERGER, Dyl	0	0	---	25	39	.641	9	10	.900	19	36	.528	40	63	.635	10	4	13	4	6	6
3 DIXON, Devon	1	1	1.000	15	53	.283	7	11	.636	16	53	.302	36	95	.379	6	2	45	4	9	4
44 FELIX, Dominic	0	4	.000	0	3	.000	1	2	.500	0	0	---	2	5	.400	0	1	2	0	1	0
29 HERD, Caleb	2	3	.667	2	4	.500	1	1	1.000	1	3	.333	5	6	.833	0	2	2	0	0	0
18 HOLLAND, Jake	0	5	.000	17	48	.354	7	12	.583	12	45	.267	34	79	.430	9	1	41	5	4	8
8 KINKADE, Konner	3	11	.273	7	19	.368	3	3	1.000	3	16	.188	18	35	.514	4	3	12	1	4	1
25 OLSON, Justin	3	9	.333	14	28	.500	4	9	.444	7	27	.259	28	52	.538	7	0	21	0	0	5
4 PIGFORD, Deylan	0	3	.000	6	43	.140	3	14	.214	11	47	.234	26	77	.338	4	4	40	1	2	7
15 RUNION, Braydon	0	0	---	31	84	.369	14	24	.583	29	82	.354	63	139	.453	18	6	45	3	7	12
24 SMITH, Kyle	2	2	1.000	6	21	.286	3	7	.429	5	22	.227	18	35	.514	2	1	20	0	1	6
30 SPENRATH, Reed	0	0	---	26	70	.371	9	14	.643	17	68	.250	55	120	.458	21	5	54	1	1	16
11 STEPHENS, Sean	1	8	.125	4	21	.190	1	3	.333	9	21	.429	13	32	.406	5	4	14	0	2	5
12 WEISSENBORN, Cha	0	0	---	16	51	.314	6	15	.400	19	56	.339	39	94	.415	14	8	36	1	3	13
Totals	12	50	.240	220	617	.357	94	161	.584	189	590	.320	509	1077	.473	137	74	414	30	57	102
Opponents	12	45	.267	172	543	.317	89	151	.589	146	554	.264	472	979	.482	93	135	376	28	50	89

2023 NEW MEXICO PITCHING ANALYSIS

Player	vs left			vs right			w/runners			w/bases empty			vs leadoff			with 2 outs			fly	gnd	fly/
	h	ab	avg	h	ab	avg	h	ab	avg	h	ab	avg	rch	ops	pct	h	ab	avg	out	out	gnd
22 BAKER-LIVINGSTON,	16	49	.327	24	58	.414	24	59	.407	16	48	.333	14	29	.483	12	35	.343	23	35	0.7
40 BANNISTER, Wil	20	41	.488	11	43	.256	17	44	.386	14	40	.350	9	19	.474	5	22	.227	27	17	1.6
9 DEWYER, Trent	2	4	.500	1	6	.167	1	7	.143	2	3	.667	1	2	.500	1	3	.333	4	2	2.0
10 EGLOFF, Riley	31	104	.298	64	202	.317	43	128	.336	52	178	.292	25	83	.301	25	92	.272	66	78	0.8
16 FLORES, Junior	2	2	1.000	2	3	.667	3	3	1.000	1	2	.500	0	0	---	2	2	1.000	1	0	99.0
27 GALLEGOS, Isaac	35	123	.285	34	150	.227	31	130	.238	38	143	.266	25	73	.342	21	86	.244	64	76	0.8
36 HUDSON, Terrell	6	26	.231	12	29	.414	8	26	.308	10	29	.345	3	11	.273	3	14	.214	9	18	0.5
49 ITURRALDE, Adolfo	3	15	.200	6	17	.353	5	21	.238	4	11	.364	2	6	.333	2	10	.200	2	12	0.2
23 JACKSON, Jaren	21	54	.389	40	138	.290	32	93	.344	29	99	.293	16	47	.340	23	68	.338	55	44	1.2
2 LIVELY, Tristin	38	134	.284	45	166	.271	35	143	.245	48	157	.306	34	83	.410	21	92	.228	74	83	0.9
1 MARTINEZ, Jordan	1	8	.125	9	20	.450	5	13	.385	5	15	.333	5	8	.625	3	8	.375	8	10	0.8
6 MCBROOM, Brian	15	60	.250	32	102	.314	27	83	.325	20	79	.253	11	36	.306	13	55	.236	43	33	1.3
13 RUSSELL, Brett	6	9	.667	10	23	.435	10	22	.455	6	10	.600	4	6	.667	3	6	.500	5	3	1.7
42 STANFIELD, Alec	0	0	---	3	3	1.000	3	3	1.000	0	0	---	0	0	---	0	0	---	1	0	99.0
35 STEINKAMP, Arthur	8	28	.286	19	71	.268	14	51	.275	13	48	.271	10	24	.417	6	31	.194	15	43	0.3
19 STILL, Justin	6	27	.222	16	55	.291	12	49	.245	10	33	.303	9	19	.474	6	30	.200	15	27	0.6
Totals	210	684	.307	328	1086	.302	270	875	.309	268	895	.299	168	446	.377	146	554	.264	412	481	0.9
Opponents	276	770	.358	342	1109	.308	337	972	.347	281	907	.310	170	439	.387	189	590	.320	491	363	1.4

Player	ap	qs	ip/app	*h/g	*r/g	*er/g	*bb/g	*so/g	k/bb	*2b/g	*3b/g	*hr/g	*fo/g	*go/g	*bf/g	sba	att	pct
22 BAKER-LIVINGST	10	4	2.40	15.00	9.00	8.62	3.75	3.75	1.0	4.50	0.00	0.38	8.62	13.12	45.75	2	3	.667
40 BANNISTER, Wil	16	1	1.19	14.68	9.95	9.47	3.79	5.21	1.4	1.42	0.00	1.42	12.79	8.05	46.42	0	0	---
9 DEWYER, Trent	2	0	1.33	10.12	0.00	0.00	0.00	3.38	99.0	3.38	0.00	0.00	13.50	6.75	33.75	0	0	---
10 EGLOFF, Riley	13	13	5.72	11.50	6.66	6.05	2.54	8.11	3.2	2.06	0.61	1.45	7.99	9.44	40.80	6	8	.750
16 FLORES, Junior	1	0	0.33	99.00	81.00	81.00	27.00	0.00	0.0	0.00	0.00	27.00	27.00	0.00	99.00	0	0	---
27 GALLEGOS, Isaac	12	12	5.86	8.83	5.89	4.35	4.09	7.68	1.9	1.54	0.51	0.51	8.19	9.73	40.56	7	10	.700
36 HUDSON, Terrell	10	0	1.33	12.15	8.10	8.10	2.70	6.75	2.5	2.03	0.68	2.70	6.08	12.15	41.85	0	0	---
49 ITURRALDE, Adolf	8	0	1.13	9.00	5.00	4.00	2.00	9.00	4.5	2.00	1.00	1.00	2.00	12.00	37.00	1	3	.333
23 JACKSON, Jaren	12	8	3.72	12.29	7.66	7.46	2.42	6.45	2.7	3.43	0.81	0.40	11.08	8.87	42.31	8	8	1.000
2 LIVELY, Tristin	13	13	5.95	9.66	4.89	4.42	2.68	7.22	2.7	1.63	0.23	0.58	8.61	9.66	38.99	5	9	.556
1 MARTINEZ, Jordan	5	0	1.40	12.86	12.86	12.86	6.43	1.29	0.2	2.57	1.29	1.29	10.29	12.86	45.00	0	0	---
6 MCBROOM, Brian	25	0	1.63	10.40	6.20	5.53	2.43	8.63	3.5	3.10	0.44	0.66	9.52	7.30	40.28	1	4	.250
13 RUSSELL, Brett	5	0	1.13	25.41	19.06	17.47	6.35	11.12	1.8	4.76	1.59	4.76	7.94	4.76	58.76	0	0	---
42 STANFIELD, Alec	1	0	0.33	81.00	54.00	54.00	54.00	0.00	0.0	27.00	0.00	0.00	27.00	0.00	99.00	0	0	---
35 STEINKAMP, Arth	15	0	1.71	9.47	4.21	2.81	1.40	4.21	3.0	2.10	0.35	0.35	5.26	15.08	37.87	1	1	1.000
19 STILL, Justin	17	0	1.25	9.28	5.91	5.91	6.75	8.44	1.3	2.11	0.42	0.42	6.33	11.39	44.30	1	2	.500
Totals	51	51	8.54	11.11	6.69	5.95	3.20	7.04	2.2	2.31	0.48	0.87	8.51	9.94	41.46	32	48	.667

2023 NEW MEXICO STREAKS / STARTERS SUMMARY

Multiple Hit Games	2	3	4	5+	Total
34 ASHBY, Lenny Junior	17	7	2	-	26
15 RUNION, Braydon	16	6	2	-	24
33 DITZENBERGER, Dylan	10	5	3	-	18
7 DAVID, Jeffrey	12	3	2	1	18
30 SPENRATH, Reed	6	8	2	-	16
18 HOLLAND, Jake	11	4	-	-	15
12 WEISSENBORN, Chase	9	1	3	-	13
4 PIGFORD, Deylan	10	3	-	-	13
3 DIXON, Devon	10	3	-	-	13
25 OLSON, Justin	7	2	-	-	9
11 STEPHENS, Sean	4	2	-	-	6
24 SMITH, Kyle	3	1	-	-	4
8 KINKADE, Konner	2	-	-	-	2
TEAM	117	45	14	1	177

Multiple RBI Games	2	3	4	5+	Total
15 RUNION, Braydon	12	4	1	1	18
30 SPENRATH, Reed	9	4	2	3	18
34 ASHBY, Lenny Junior	8	4	1	1	14
18 HOLLAND, Jake	7	2	2	1	12
7 DAVID, Jeffrey	4	5	-	1	10
12 WEISSENBORN, Chase	5	4	-	-	9
33 DITZENBERGER, Dylan	2	5	-	-	7
3 DIXON, Devon	4	2	1	-	7
25 OLSON, Justin	4	-	1	1	6
24 SMITH, Kyle	5	-	-	-	5
11 STEPHENS, Sean	-	1	-	-	1
4 PIGFORD, Deylan	1	-	-	-	1
TEAM	61	31	8	8	108

Hitting Streaks	Longest	Current
33 DITZENBERGER, Dylan	19	5
30 SPENRATH, Reed	16	2
34 ASHBY, Lenny Junior	15	9
15 RUNION, Braydon	13	-
18 HOLLAND, Jake	10	-
4 PIGFORD, Deylan	9	-
7 DAVID, Jeffrey	9	2
12 WEISSENBORN, Chase	8	-
3 DIXON, Devon	8	1
24 SMITH, Kyle	7	-
11 STEPHENS, Sean	5	4
25 OLSON, Justin	4	-
8 KINKADE, Konner	3	-
29 HERD, Caleb	2	1
14 CARRIS, Akili	1	-

Reached Base Streaks	Longest	Current
33 DITZENBERGER, Dylan	23	5
24 SMITH, Kyle	18	4
34 ASHBY, Lenny Junior	18	12
30 SPENRATH, Reed	16	3
4 PIGFORD, Deylan	15	-
15 RUNION, Braydon	15	1
18 HOLLAND, Jake	14	1
7 DAVID, Jeffrey	10	2
25 OLSON, Justin	10	-
3 DIXON, Devon	8	1
12 WEISSENBORN, Chase	8	-
8 KINKADE, Konner	7	6
11 STEPHENS, Sean	6	4
29 HERD, Caleb	3	1
44 FELIX, Dominic	1	-
14 CARRIS, Akili	1	-

STARTERS SUMMARY

Player	GS	Position											Batting Order								
		p	c	1b	2b	3b	ss	lf	cf	rf	of	dh	1st	2nd	3rd	4th	5th	6th	7th	8th	9th
12 WEISSENBORN, Cha	51	51	5	5	41
34 ASHBY, Lenny Junior	51	28	.	3	.	20	.	11	40
15 RUNION, Braydon	51	31	.	20	.	.	11	39	1
30 SPENRATH, Reed	50	.	.	36	14	11	39
3 DIXON, Devon	45	.	.	.	38	7	3	42	.
7 DAVID, Jeffrey	42	.	.	.	6	7	.	.	29	.	.	.	6	36
4 PIGFORD, Deylan	38	23	12	3	.	.	6	24	4	4
33 DITZENBERGER, Dyl	34	34	31	3
18 HOLLAND, Jake	34	.	32	2	.	.	.	1	6	26	1	.	.
25 OLSON, Justin	23	.	.	15	8	14	9	.	.	.
24 SMITH, Kyle	20	.	19	1	5	11	4	.	.
2 LIVELY, Tristin	13	13
10 EGLOFF, Riley	13	13
27 GALLEGOS, Isaac	12	12
11 STEPHENS, Sean	10	10	.	.	.	3	4	.	3
8 KINKADE, Konner	10	.	.	.	7	3	4	6	.	.
23 JACKSON, Jaren	8	8
22 BAKER-LIVINGSTON,	4	4
40 BANNISTER, Wil	1	1

2023 NEW MEXICO MISCELLANEOUS STATS, CONTINUED

Starting Lineup By Position (Team W-L record when starter)

PITCHER:		
2 LIVELY, Tristin	13	(6-7)
10 EGLOFF, Riley	13	(8-5)
27 GALLEGOS, Isaac	12	(5-7)
23 JACKSON, Jaren	8	(6-2)
22 BAKER-LIVINGSTON, Ben	4	(1-3)
40 BANNISTER, Wil	1	(0-1)
CATCHER:		
18 HOLLAND, Jake	32	(16-16)
24 SMITH, Kyle	19	(10-9)
FIRST BASE:		
30 SPENRATH, Reed	36	(20-16)
25 OLSON, Justin	15	(6-9)
SECOND BASE:		
3 DIXON, Devon	38	(21-17)
8 KINKADE, Konner	7	(2-5)
7 DAVID, Jeffrey	6	(3-3)
THIRD BASE:		
33 DITZENBERGER, Dylan	34	(19-15)
3 DIXON, Devon	7	(2-5)
7 DAVID, Jeffrey	7	(4-3)
8 KINKADE, Konner	3	(1-2)
SHORTSTOP:		
12 WEISSENBERN, Chase	51	(26-25)
LEFT FIELD:		
34 ASHBY, Lenny Junior	28	(13-15)
4 PIGFORD, Deylan	23	(13-10)
CENTER FIELD:		
7 DAVID, Jeffrey	29	(17-12)
4 PIGFORD, Deylan	12	(6-6)
11 STEPHENS, Sean	10	(3-7)
RIGHT FIELD:		
15 RUNION, Braydon	31	(18-13)
30 SPENRATH, Reed	14	(6-8)
4 PIGFORD, Deylan	3	(2-1)
34 ASHBY, Lenny Junior	3	(0-3)
DESIGNATED HITTER:		
34 ASHBY, Lenny Junior	20	(13-7)
15 RUNION, Braydon	20	(8-12)
25 OLSON, Justin	8	(5-3)
18 HOLLAND, Jake	2	(0-2)
24 SMITH, Kyle	1	(0-1)

Starting Lineup By Lineup Spot (Team W-L record when starter)

LEADOFF:		
33 DITZENBERGER, Dylan	31	(18-13)
4 PIGFORD, Deylan	6	(3-3)
7 DAVID, Jeffrey	6	(4-2)
12 WEISSENBERN, Chase	5	(1-4)
11 STEPHENS, Sean	3	(0-3)
2ND SPOT:		
7 DAVID, Jeffrey	36	(20-16)
34 ASHBY, Lenny Junior	11	(5-6)
8 KINKADE, Konner	4	(1-3)
3RD SPOT:		
34 ASHBY, Lenny Junior	40	(21-19)
15 RUNION, Braydon	11	(5-6)
CLEANUP:		
15 RUNION, Braydon	39	(21-18)
30 SPENRATH, Reed	11	(5-6)
18 HOLLAND, Jake	1	(0-1)
5TH SPOT:		
30 SPENRATH, Reed	39	(21-18)
18 HOLLAND, Jake	6	(3-3)
24 SMITH, Kyle	5	(2-3)
15 RUNION, Braydon	1	(0-1)
6TH SPOT:		
18 HOLLAND, Jake	26	(13-13)
25 OLSON, Justin	14	(6-8)
24 SMITH, Kyle	11	(7-4)
7TH SPOT:		
4 PIGFORD, Deylan	24	(14-10)
25 OLSON, Justin	9	(5-4)
8 KINKADE, Konner	6	(2-4)
24 SMITH, Kyle	4	(1-3)
11 STEPHENS, Sean	4	(3-1)
3 DIXON, Devon	3	(1-2)
18 HOLLAND, Jake	1	(0-1)
8TH SPOT:		
3 DIXON, Devon	42	(22-20)
12 WEISSENBERN, Chase	5	(2-3)
4 PIGFORD, Deylan	4	(2-2)
9TH SPOT:		
12 WEISSENBERN, Chase	41	(23-18)
4 PIGFORD, Deylan	4	(2-2)
11 STEPHENS, Sean	3	(0-3)
33 DITZENBERGER, Dylan	3	(1-2)

2023 NEW MEXICO TEAM HIGHS

Batting

At bats:	50	-	vs Northern Colorado (2/24/2023)
Runs scored:	30	-	vs Northern Colorado (2/24/2023)
Hits:	28	-	vs Northern Colorado (2/24/2023)
RBI's:	27	-	vs Northern Colorado (2/24/2023)
Doubles:	7	-	at Nevada (3/25/2023)
	7	-	vs Fresno State (4/28/2023)
Triples:	3	-	vs Air Force (3/11/2023)
	3	-	vs Nevada (5/13/2023)
Home runs:	7	-	vs Fresno State (4/29/2023)
Total bases:	52	-	vs Northern Colorado (2/24/2023)
Walks:	12	-	vs Northern Colorado (2/25/2023)
Strikeouts:	14	-	vs Oregon State (2/17/2023 at Surprise, AZ)
	14	-	vs UC Santa Barbara (2/18/2023 at Surprise, AZ)
Sac hits:	1	-	(4 times)
Sac flies:	2	-	(4 times)
Stolen bases:	4	-	vs Northern Colorado (2/25/2023)
Hit by pitch:	4	-	at New Mexico State (5/16/2023)
Caught stealing:	2	-	at Air Force (4/23/2023)
Runners LOB:	14	-	vs Oregon State (2/17/2023 at Surprise, AZ)
Hit into DP:	3	-	vs San Jose State (4/8/2023)

Fielding

Putouts:	36	-	vs Minnesota (2/20/2023 at Surprise, AZ)
Assists:	17	-	(4 times)
Errors:	6	-	vs San Jose State (4/8/2023)
Passed balls:	1	-	vs UC Santa Barbara (2/18/2023 at Surprise, AZ)
	1	-	vs Air Force (3/11/2023)
DPs turned:	4	-	vs San Jose State (4/7/2023)

Pitching

Innings pitched:	12.0	-	vs Minnesota (2/20/2023 at Surprise, AZ)
Runs allowed:	19	-	vs San Diego State (4/2/2023)
Earned runs:	18	-	vs San Diego State (4/2/2023)
Walks allowed:	9	-	vs Oregon State (2/19/2023 at Surprise, AZ)
Strikeouts:	13	-	vs Oregon State (2/17/2023 at Surprise, AZ)
Hits allowed:	22	-	vs San Diego State (4/2/2023)
Doubles allowed:	6	-	at Nevada (3/24/2023)
	6	-	vs CSU Pueblo (4/12/2023)
	6	-	at New Mexico State (5/16/2023)
Triples allowed:	3	-	vs San Jose State (4/8/2023)
Homers allowed:	3	-	vs St. Bonaventure (3/4/2023)
	3	-	at UNLV (5/5/2023)
Wild pitches:	5	-	at San Diego State (5/20/2023)
Hit batters:	4	-	vs St. Bonaventure (3/4/2023)
	4	-	at Nevada (3/25/2023)
	4	-	at UNLV (5/7/2023)

2023 NEW MEXICO INDIVIDUAL HIGHS

Batting

At bats:	7	-	DAVID, Jeffrey vs Northern Colorado (2/24/2023)
Runs scored:	4	-	(4 times)
Hits:	5	-	DAVID, Jeffrey vs Northern Colorado (2/24/2023)
RBI:	8	-	OLSON, Justin vs Fresno State (4/29/2023)
Doubles:	3	-	RUNION, Braydon vs New Mexico State (5/2/2023)
Triples:	1	-	(24 times)
Home runs:	3	-	SPENRATH, Reed vs Northern Colorado (2/24/2023)
	3	-	OLSON, Justin vs Fresno State (4/29/2023)
Total bases:	12	-	SPENRATH, Reed vs Northern Colorado (2/24/2023)
	12	-	OLSON, Justin vs Fresno State (4/29/2023)
Walks:	3	-	(6 times)
Strikeouts:	4	-	DIXON, Devon vs Oregon State (2/17/2023 at Surprise, AZ)
	4	-	SPENRATH, Reed at Fresno State (3/19/2023)
	4	-	PIGFORD, Deylan vs Fresno State (4/28/2023)
Sac hits:	1	-	(4 times)
Sac flies:	1	-	(15 times)
Stolen bases:	2	-	PIGFORD, Deylan at Texas Tech (3/7/2023)
	2	-	PIGFORD, Deylan vs Air Force (3/11/2023)
Hit by pitch:	2	-	SMITH, Kyle at New Mexico State (5/16/2023)
Caught stealing:	2	-	PIGFORD, Deylan at Air Force (4/23/2023)
Runners LOB:	6	-	SPENRATH, Reed vs Oregon State (2/17/2023 at Surprise, AZ)
	6	-	HOLLAND, Jake vs St. Bonaventure (3/4/2023)
	6	-	SMITH, Kyle vs San Diego State (4/2/2023)

Fielding

Putouts:	15	-	SPENRATH, Reed vs New Mexico State (3/21/2023)
Assists:	8	-	WEISSENBORN, Chase vs Air Force (3/10/2023)
	8	-	KINKADE, Konner vs Texas Tech (3/28/2023)
Errors:	2	-	(5 times)
Passed balls:	1	-	SMITH, Kyle vs UC Santa Barbara (2/18/2023 at Surprise, AZ)
	1	-	SMITH, Kyle vs Air Force (3/11/2023)

Pitching

Innings pitched:	8.1	-	LIVELY, Tristin vs Air Force (3/11/2023)
Runs allowed:	9	-	EGLOFF, Riley vs Fresno State (4/28/2023)
Earned runs:	9	-	EGLOFF, Riley vs Fresno State (4/28/2023)
Walks allowed:	6	-	LIVELY, Tristin vs Nevada (5/12/2023)
Strikeouts:	9	-	EGLOFF, Riley at UNLV (5/5/2023)
Hits allowed:	13	-	EGLOFF, Riley vs Nevada (5/12/2023)
Doubles allowed:	5	-	EGLOFF, Riley at Nevada (3/24/2023)
Triples allowed:	2	-	GALLEGOS, Isaac vs San Jose State (4/8/2023)
	2	-	JACKSON, Jaren vs CSU Pueblo (4/11/2023)
Homers allowed:	3	-	EGLOFF, Riley at UNLV (5/5/2023)
Wild pitches:	4	-	GALLEGOS, Isaac at San Diego State (5/20/2023)
Hit batters:	2	-	(6 times)

2023 NEW MEXICO HITTING LEADERS

Hitting minimums - 1 Games 1 AB 2.0 AB/Game 1 TPA 2.0 TPA/Game
Pitching minimums - 1 Games 1.0 IP/Game

Batting avg	
1. 33 DITZENBERGER, Dylan	.437
2. 34 ASHBY, Lenny Junior	.381
3. 15 RUNION, Braydon	.357
4. 18 HOLLAND, Jake	.333
5. 30 SPENRATH, Reed	.321

Runs scored	
1. 30 SPENRATH, Reed	54
2. 15 RUNION, Braydon	48
3. 34 ASHBY, Lenny Junior	46
4. 33 DITZENBERGER, Dylan	42
5. 4 PIGFORD, Deylan	39

Doubles	
1. 15 RUNION, Braydon	23
2. 34 ASHBY, Lenny Junior	18
3. 7 DAVID, Jeffrey	13
4. 30 SPENRATH, Reed	11
5. 2 tied at.....	10

Total bases	
1. 30 SPENRATH, Reed	137
2. 15 RUNION, Braydon	134
3. 34 ASHBY, Lenny Junior	125
4. 18 HOLLAND, Jake	95
5. 7 DAVID, Jeffrey	91

Sac bunts	
1. 33 DITZENBERGER, Dylan	3
2. 4 PIGFORD, Deylan	1

Caught stealing	
1. 7 DAVID, Jeffrey	2
4 PIGFORD, Deylan	2
11 STEPHENS, Sean	2
15 RUNION, Braydon	2
5. 2 tied at.....	1

Strikeouts	
1. 30 SPENRATH, Reed	70
2. 15 RUNION, Braydon	51
3. 12 WEISSENBORN, Chase	37
4. 4 PIGFORD, Deylan	35
5. 18 HOLLAND, Jake	32

At bats	
1. 15 RUNION, Braydon	213
2. 34 ASHBY, Lenny Junior	210
3. 7 DAVID, Jeffrey	193
4. 30 SPENRATH, Reed	190
5. 12 WEISSENBORN, Chase	179

Games as sub	
1. 11 STEPHENS, Sean	27
2. 6 MCBROOM, Brian	25
8 KINKADE, Konner	25
4. 19 STILL, Justin	17
5. 2 tied at.....	15

Slugging pct	
1. 30 SPENRATH, Reed	.721
2. 18 HOLLAND, Jake	.633
3. 15 RUNION, Braydon	.629
4. 34 ASHBY, Lenny Junior	.595
5. 33 DITZENBERGER, Dylan	.563

Hits	
1. 34 ASHBY, Lenny Junior	80
2. 15 RUNION, Braydon	76
3. 30 SPENRATH, Reed	61
4. 7 DAVID, Jeffrey	59
33 DITZENBERGER, Dylan	59

Triples	
1. 7 DAVID, Jeffrey	5
2. 30 SPENRATH, Reed	4
15 RUNION, Braydon	4
4. 4 PIGFORD, Deylan	3
24 SMITH, Kyle	3

Walks	
1. 30 SPENRATH, Reed	34
2. 34 ASHBY, Lenny Junior	26
3. 25 OLSON, Justin	25
4. 12 WEISSENBORN, Chase	19
5. 4 PIGFORD, Deylan	17

Sac flies	
1. 12 WEISSENBORN, Chase	3
30 SPENRATH, Reed	3
34 ASHBY, Lenny Junior	3
4. 15 RUNION, Braydon	2
7 DAVID, Jeffrey	2

Steal attempts	
1. 4 PIGFORD, Deylan	10
2. 33 DITZENBERGER, Dylan	6
11 STEPHENS, Sean	6
4. 7 DAVID, Jeffrey	5
5. 4 tied at.....	3

Grounded into DP	
1. 34 ASHBY, Lenny Junior	6
2. 3 DIXON, Devon	5
3. 12 WEISSENBORN, Chase	3
4. 7 DAVID, Jeffrey	2
44 FELIX, Dominic	2

Games played	
1. 12 WEISSENBORN, Chase	51
34 ASHBY, Lenny Junior	51
15 RUNION, Braydon	51
4. 30 SPENRATH, Reed	50
5. 3 DIXON, Devon	49

On base pct	
1. 33 DITZENBERGER, Dylan	.490
2. 34 ASHBY, Lenny Junior	.455
3. 30 SPENRATH, Reed	.421
4. 15 RUNION, Braydon	.398
5. 4 PIGFORD, Deylan	.389

Runs batted in	
1. 30 SPENRATH, Reed	65
2. 15 RUNION, Braydon	56
3. 34 ASHBY, Lenny Junior	51
4. 7 DAVID, Jeffrey	41
5. 18 HOLLAND, Jake	39

Home runs	
1. 30 SPENRATH, Reed	19
2. 25 OLSON, Justin	13
3. 18 HOLLAND, Jake	12
4. 34 ASHBY, Lenny Junior	9
15 RUNION, Braydon	9

Hit by pitch	
1. 24 SMITH, Kyle	10
2. 15 RUNION, Braydon	5
4 PIGFORD, Deylan	5
34 ASHBY, Lenny Junior	5
5. 7 DAVID, Jeffrey	3

Stolen bases	
1. 4 PIGFORD, Deylan	8
2. 33 DITZENBERGER, Dylan	6
3. 11 STEPHENS, Sean	4
4. 3 tied at.....	3

Stolen base pct	
1. 30 SPENRATH, Reed	1.000
12 WEISSENBORN, Chase	1.000
33 DITZENBERGER, Dylan	1.000
4. 4 PIGFORD, Deylan	.800
5. 3 DIXON, Devon	.667

Total plate appearances	
1. 34 ASHBY, Lenny Junior	244
2. 15 RUNION, Braydon	231
3. 30 SPENRATH, Reed	228
4. 7 DAVID, Jeffrey	209
5. 12 WEISSENBORN, Chase	203

Game starts	
1. 12 WEISSENBORN, Chase	51
15 RUNION, Braydon	51
34 ASHBY, Lenny Junior	51
4. 30 SPENRATH, Reed	50
5. 3 DIXON, Devon	45

2023 NEW MEXICO PITCHING LEADERS

Hitting minimums - 1 Games 1 AB 2.0 AB/Game 1 TPA 2.0 TPA/Game
Pitching minimums - 1 Games 1.0 IP/Game

Earned run avg		Opposing bat avg		Won-loss pct	
1. 27 GALLEGOS, Isaac	4.35	1. 27 GALLEGOS, Isaac	.253	1. 10 EGLOFF, Riley	.700
2. 2 LIVELY, Tristin	4.42	2. 2 LIVELY, Tristin	.277	2. 27 GALLEGOS, Isaac	.667
3. 10 EGLOFF, Riley	6.05	3. 10 EGLOFF, Riley	.310	3. 2 LIVELY, Tristin	.600
Wins		Losses		Saves	
1. 10 EGLOFF, Riley	7	1. 2 LIVELY, Tristin	4	1. 6 MCBROOM, Brian	3
2. 2 LIVELY, Tristin	6	22 BAKER-LIVINGSTON, Ben	4	2. 40 BANNISTER, Wil	1
3. 27 GALLEGOS, Isaac	4	3. 40 BANNISTER, Wil	3	23 JACKSON, Jaren	1
6 MCBROOM, Brian	4	10 EGLOFF, Riley	3		
5. 23 JACKSON, Jaren	3	5. 4 tied at.....	2		
Innings pitched		Batters struck out		Appearances	
1. 2 LIVELY, Tristin	77.1	1. 10 EGLOFF, Riley	67	1. 6 MCBROOM, Brian	25
2. 10 EGLOFF, Riley	74.1	2. 2 LIVELY, Tristin	62	2. 19 STILL, Justin	17
3. 27 GALLEGOS, Isaac	70.1	3. 27 GALLEGOS, Isaac	60	3. 40 BANNISTER, Wil	16
		4. 6 MCBROOM, Brian	39	4. 35 STEINKAMP, Arthur	15
		5. 23 JACKSON, Jaren	32	5. 2 tied at.....	13
Games started		Games finished		Games in relief	
1. 10 EGLOFF, Riley	13	1. 6 MCBROOM, Brian	16	1. 6 MCBROOM, Brian	25
2 LIVELY, Tristin	13	2. 19 STILL, Justin	8	2. 19 STILL, Justin	17
3. 27 GALLEGOS, Isaac	12	35 STEINKAMP, Arthur	8	3. 40 BANNISTER, Wil	15
4. 23 JACKSON, Jaren	8	4. 40 BANNISTER, Wil	6	35 STEINKAMP, Arthur	15
5. 22 BAKER-LIVINGSTON, Ben	4	5. 36 HUDSON, Terrell	5	5. 36 HUDSON, Terrell	10
Wild pitches		Balks		Hit batters	
1. 27 GALLEGOS, Isaac	11	1. 6 MCBROOM, Brian	2	1. 2 LIVELY, Tristin	7
2. 2 LIVELY, Tristin	10			2. 27 GALLEGOS, Isaac	6
3. 10 EGLOFF, Riley	7			3. 6 MCBROOM, Brian	5
4. 40 BANNISTER, Wil	3			4. 3 tied at.....	4
22 BAKER-LIVINGSTON, Ben	3				
Intentional BB allowed		Runners picked off		Batters SO out looking	
1. 6 MCBROOM, Brian	3	1. 10 EGLOFF, Riley	2	1. 10 EGLOFF, Riley	22
2. 36 HUDSON, Terrell	2			2. 6 MCBROOM, Brian	15
3. 27 GALLEGOS, Isaac	1			3. 2 LIVELY, Tristin	12
40 BANNISTER, Wil	1			4. 27 GALLEGOS, Isaac	9
19 STILL, Justin	1			5. 19 STILL, Justin	7
Sac bunts allowed		Sac flies allowed		Hits allowed	
1. 40 BANNISTER, Wil	3	1. 27 GALLEGOS, Isaac	5	1. 27 GALLEGOS, Isaac	69
10 EGLOFF, Riley	3	2. 10 EGLOFF, Riley	3	2. 2 LIVELY, Tristin	83
22 BAKER-LIVINGSTON, Ben	3	2 LIVELY, Tristin	3	3. 10 EGLOFF, Riley	95
4. 3 tied at.....	2	4. 6 MCBROOM, Brian	2		
		23 JACKSON, Jaren	2		
Runs allowed		Earned runs allowed		Walks allowed	
1. 2 LIVELY, Tristin	42	1. 27 GALLEGOS, Isaac	34	1. 10 EGLOFF, Riley	21
2. 27 GALLEGOS, Isaac	46	2. 2 LIVELY, Tristin	38	2. 2 LIVELY, Tristin	23
3. 10 EGLOFF, Riley	55	3. 10 EGLOFF, Riley	50	3. 27 GALLEGOS, Isaac	32
Doubles allowed		Triples allowed		Home runs allowed	
1. 27 GALLEGOS, Isaac	12	1. 2 LIVELY, Tristin	2	1. 27 GALLEGOS, Isaac	4
2. 2 LIVELY, Tristin	14	2. 27 GALLEGOS, Isaac	4	2. 2 LIVELY, Tristin	5
3. 10 EGLOFF, Riley	17	3. 10 EGLOFF, Riley	5	3. 10 EGLOFF, Riley	12

2023 NEW MEXICO CONFERENCE STATS

Record: 13-17 Home: 8-8 Away: 5-9 MW: 13-17

Date	Opponent	Score	Player	avg	slug	ob%	g	ab	r	h	2b	3b	hr	rbi	bb	so	sb	cs	e
*3/10	AIR FORCE	L 7-9	DITZENBERGER, D	.405	.544	.440	21	79	16	32	6	1	1	12	5	11	2	0	2
*3/11	AIR FORCE	w 15-0	ASHBY, Lenny Juni	.373	.579	.449	30	126	25	47	11	0	5	27	14	17	0	0	3
*3/12	AIR FORCE	w 11-4	SPENRATH, Reed	.353	.793	.433	29	116	32	41	6	3	13	37	17	44	1	0	2
*3/17	at Fresno State	L 3-5	RUNION, Braydon	.316	.579	.361	30	133	24	42	14	3	5	31	7	31	0	2	1
*3/18	at Fresno State	L 8-9	HOLLAND, Jake	.309	.521	.343	25	94	15	29	5	0	5	17	4	17	0	0	2
*3/19	at Fresno State	w 7-2	WEISSENBORN, C	.286	.384	.352	30	112	18	32	6	1	1	18	12	24	3	0	7
*3/24	at Nevada	w 9-5	DIXON, Devon	.274	.415	.325	29	106	22	29	6	0	3	13	7	19	1	0	3
*3/25	at Nevada	w 12-1	DAVID, Jeffrey	.272	.379	.324	22	103	17	28	7	2	0	16	6	13	0	1	4
*3/31	SAN DIEGO STATE	L 3-5	PIGFORD, Deylan	.243	.446	.341	25	74	16	18	4	1	3	4	8	20	3	2	4
*4/1	SAN DIEGO STATE	L 1-3	-----																
*4/2	SAN DIEGO STATE	L 7-19	HERD, Caleb	.500	.500	.500	3	2	1	1	0	0	0	0	0	1	0	0	0
*4/6	SAN JOSE STATE	w 16-8	STEPHENS, Sean	.394	.606	.459	20	33	8	13	4	0	1	5	3	6	4	2	1
*4/7	SAN JOSE STATE	L 3-8	OLSON, Justin	.310	.793	.481	22	58	18	18	1	0	9	22	19	16	0	0	1
*4/8	SAN JOSE STATE	L 3-14	SMITH, Kyle	.297	.703	.490	15	37	14	11	2	2	3	8	8	8	1	0	0
*4/21	at Air Force	L 6-9	KINKADE, Konner	.231	.436	.362	19	39	7	9	2	0	2	9	8	6	0	0	3
*4/23	at Air Force	w 12-1	CARRIS, Akili	.000	.000	.000	1	1	0	0	0	0	0	0	0	0	0	0	1
*4/23	at Air Force	L 8-13	MARTINEZ, Jordan	.000	.000	.000	1	0	0	0	0	0	0	0	0	0	0	0	0
*4/28	FRESNO STATE	w 16-10	RUSSELL, Brett	.000	.000	.000	1	0	0	0	0	0	0	0	0	0	0	0	0
*4/29	FRESNO STATE	w 17-7	FELIX, Dominic	.000	.000	.000	1	0	0	0	0	0	0	0	0	0	0	0	1
*4/30	FRESNO STATE	w 6-5	BAKER-LIVINGSTON	.000	.000	.000	1	0	0	0	0	0	0	0	0	0	0	0	0
*5/5	at UNLV	w 13-5	ITURRALDE, Adolfo	.000	.000	.000	3	0	0	0	0	0	0	0	0	0	0	0	0
*5/6	at UNLV	L 5-7	STEINKAMP, Arthu	.000	.000	.000	10	0	0	0	0	0	0	0	0	0	0	0	0
*5/7	at UNLV	L 3-8	JACKSON, Jaren	.000	.000	.000	5	0	0	0	0	0	0	0	0	0	0	0	0
*5/12	NEVADA	w 9-5	HUDSON, Terrell	.000	.000	.000	5	0	0	0	0	0	0	0	0	0	0	0	0
*5/12	NEVADA	L 8-9	GALLEGOS, Isaac	.000	.000	.000	9	0	0	0	0	0	0	0	0	0	0	0	0
*5/13	NEVADA	L 6-8	LIVELY, Tristin	.000	.000	.000	10	0	0	0	0	0	0	0	0	0	0	0	0
*5/14	NEVADA	w 7-3	STILL, Justin	.000	.000	.000	11	0	0	0	0	0	0	0	0	0	0	0	0
*5/18	at San Diego State	L 3-5	BANNISTER, Wil	.000	.000	.000	8	0	0	0	0	0	0	0	0	0	0	0	1
*5/19	at San Diego State	L 3-4	EGLOFF, Riley	.000	.000	.000	10	0	0	0	0	0	0	0	0	0	0	0	2
*5/20	at San Diego State	L 6-8	MCBROOM, Brian	.000	.000	.000	14	0	0	0	0	0	0	0	0	0	0	0	0
Totals				.314	.542	.390	30	1113	233	350	74	13	51	219	118	233	15	7	38
Opponents				.296	.450	.372	30	1057	199	313	59	16	24	181	105	207	19	8	31

= Sanderson Ford College Baseball Classification

* = Conference game

LOB - Team (245), Opp (234). DPs turned - Team (31), Opp (15). CI - Team (0), Opp (1). IBB - Team (5), OLSON, J. 2, SPENRATH, R. 2, PIGFORD, D. 1, Opp (7). Picked off - PIGFORD, D. 1, STEPHENS, S. 1, DAVID, J. 1.

Player	era	w-l	app	gs	cg	sh	sv	ip	h	r	er	bb	so	avg	hr
LIVELY, Tristin	4.41	4-3	10	10	1	0	0	63.1	66	35	31	21	49	.269	4
GALLEGOS, Isaac	5.04	2-2	9	9	0	0	0	55.1	62	43	31	28	47	.279	2
EGLOFF, Riley	7.06	4-3	10	10	0	0	0	57.1	82	50	45	19	47	.337	10

MARTINEZ, Jordan	0.00	0-0	1	0	0	0	0	1.1	0	0	0	1	0	.000	0
STEINKAMP, Arthur	2.55	0-1	10	0	0	0	0	17.2	17	9	5	1	9	.243	1
ITURRALDE, Adolfo	4.50	0-0	3	0	0	0	0	2.0	2	1	1	1	1	.286	1
JACKSON, Jaren	4.72	1-1	5	1	0	0	1	13.1	12	7	7	6	9	.240	0
MCBROOM, Brian	6.35	2-2	14	0	0	0	1	22.2	26	17	16	8	20	.286	2
STILL, Justin	9.82	0-1	11	0	0	0	0	11.0	17	12	12	9	13	.347	1
HUDSON, Terrell	10.12	0-2	5	0	0	0	0	5.1	7	6	6	3	4	.304	1
BANNISTER, Wil	13.50	0-2	8	0	0	0	0	8.2	16	14	13	6	5	.400	1
BAKER-LIVINGSTON	13.50	0-0	1	0	0	0	0	1.1	3	2	2	2	0	.429	0
RUSSELL, Brett	18.00	0-0	1	0	0	0	0	1.0	3	3	2	0	3	.429	1
Totals	5.84	13-17	30	30	1	1	2	260.1	313	199	169	105	207	.296	24
Opponents	7.23	17-13	30	30	0	0	9	261.1	350	233	210	118	233	.314	51

PB - Team (1), SMITH, K. 1, Opp (1). Pickoffs - Team (2), EGLOFF, R. 2, Opp (2). SBA/ATT - HOLLAND, J. (16-21), GALLEGOS, I. (6-9), SMITH, K. (3-6), LIVELY, T. (3-5), EGLOFF, R. (3-5), JACKSON, J. (4-4), ITURRALDE, A (1-1), MCBROOM, B. (1-1), BAKER-LIVING (0-1), STEINKAMP, A (1-1).

Score by innings	1	2	3	4	5	6	7	8	9	EX	Total
New Mexico	24	37	37	28	18	27	14	31	16	1	233
Opponents	29	15	13	24	14	27	40	22	13	2	199

2023 NEW MEXICO PER-GAME STATS

Player	g	ab	h/g	2b/g	3b/g	hr/g	bb/g	so/g	rbi/g	sb/g	r/g	*ab	*r	*h	*rbi	*bb	*k	*tb	*fly	*gnd
33 DITZENBERGER, D	37	135	1.59	.24	.03	.05	.41	.51	.73	.16	1.14	87	27	38	17	9	12	49	16	19
34 ASHBY, Lenny Junio	51	210	1.57	.35	.00	.18	.51	.49	1.00	.00	.90	86	18	32	20	10	10	51	23	18
15 RUNION, Braydon	51	213	1.49	.45	.08	.18	.22	1.00	1.10	.02	.94	92	20	32	24	4	22	58	19	16
18 HOLLAND, Jake	41	150	1.22	.17	.02	.29	.20	.78	.95	.00	.71	94	18	31	24	5	20	59	20	18
30 SPENRATH, Reed	50	190	1.22	.22	.08	.38	.68	1.40	1.30	.06	1.08	83	23	26	28	14	30	60	19	7
7 DAVID, Jeffrey	42	193	1.40	.31	.12	.07	.26	.64	.98	.07	.90	92	18	28	19	5	12	43	24	23
4 PIGFORD, Deylan	45	145	.96	.20	.07	.11	.38	.78	.29	.18	.87	86	23	25	7	10	20	43	26	13
12 WEISSENBORN, Ch	51	179	1.02	.20	.04	.02	.37	.73	.53	.06	.71	88	17	25	13	9	18	33	28	16
3 DIXON, Devon	49	164	.92	.20	.00	.12	.33	.59	.55	.04	.78	90	20	24	14	8	15	40	26	20

29 HERD, Caleb	9	7	.33	.11	.00	.00	.22	.11	.11	.00	.33	77	33	33	11	22	11	44	11	22
25 OLSON, Justin	37	90	.89	.05	.00	.35	.68	.73	.84	.00	.65	77	20	28	26	21	23	63	14	11
11 STEPHENS, Sean	37	63	.59	.14	.03	.03	.08	.30	.22	.11	.30	94	16	32	11	4	16	47	23	20
24 SMITH, Kyle	28	70	.68	.11	.11	.18	.57	.61	.46	.07	.61	72	17	19	13	16	17	44	21	13
8 KINKADE, Konner	35	56	.43	.11	.00	.06	.43	.23	.34	.00	.37	76	17	20	16	20	10	34	28	16
14 CARRIS, Akili	8	7	.13	.00	.00	.00	.00	.25	.00	.00	.25	87	25	12	0	0	25	12	25	25
44 FELIX, Dominic	6	7	.00	.00	.00	.00	.17	.00	.17	.00	.17	87	12	0	12	12	0	0	37	50
Totals	51	1879	12.12	2.45	.47	1.71	4.29	7.67	8.08	.63	8.65	87	20	28	19	10	18	48	22	16
Opponents	51	1770	10.55	2.20	.45	.82	3.04	6.69	5.88	.63	6.35	88	16	26	14	7	16	40	20	23

* = average based on 100 plate appearances

(All games Sorted by Earned run avg)

Player	app	ip	ip/app	w-l	+ip	+h	+r	+er	+bb	+so	+2b	+3b	+hr	+bf	+era	+fly	+gnd
27 GALLEGOS, Isaac	12	70.1	5.2	4-2	9.0	8.8	5.9	4.4	4.1	7.7	1.5	0.5	0.5	40.6	4.35	8.2	9.7
2 LIVELY, Tristin	13	77.1	5.2	6-4	9.0	9.7	4.9	4.4	2.7	7.2	1.6	0.2	0.6	39.0	4.42	8.6	9.7
10 EGLOFF, Riley	13	74.1	5.2	7-3	9.0	11.5	6.7	6.1	2.5	8.1	2.1	0.6	1.5	40.8	6.05	8.0	9.4

9 DEWYER, Trent	2	2.2	1.1	0-0	9.0	10.1	0.0	0.0	0.0	3.4	3.4	---	---	33.8	0.00	13.5	6.8
35 STEINKAMP, Arthur	15	25.2	1.2	0-1	9.0	9.5	4.2	2.8	1.4	4.2	2.1	0.4	0.4	37.9	2.81	5.3	15.1
49 ITURRALDE, Adolfo	8	9.0	1.0	0-0	9.0	9.0	5.0	4.0	2.0	9.0	2.0	1.0	1.0	37.0	4.00	2.0	12.0
6 MCBROOM, Brian	25	40.2	1.1	4-2	9.0	10.4	6.2	5.5	2.4	8.6	3.1	0.4	0.7	40.3	5.53	9.5	7.3
19 STILL, Justin	17	21.1	1.0	0-1	9.0	9.3	5.9	5.9	6.8	8.4	2.1	0.4	0.4	44.3	5.91	6.3	11.4
23 JACKSON, Jaren	12	44.2	3.2	3-2	9.0	12.3	7.7	7.5	2.4	6.4	3.4	0.8	0.4	42.3	7.46	11.1	8.9
36 HUDSON, Terrell	10	13.1	1.1	1-2	9.0	12.2	8.1	8.1	2.7	6.8	2.0	0.7	2.7	41.9	8.10	6.1	12.2
22 BAKER-LIVINGSTON,	10	24.0	2.1	0-4	9.0	15.0	9.0	8.6	3.8	3.8	4.5	---	0.4	45.8	8.62	8.6	13.1
40 BANNISTER, Wil	16	19.0	1.0	1-3	9.0	14.7	9.9	9.5	3.8	5.2	1.4	---	1.4	46.4	9.47	12.8	8.1
1 MARTINEZ, Jordan	5	7.0	1.1	0-0	9.0	12.9	12.9	12.9	6.4	1.3	2.6	1.3	1.3	45.0	12.86	10.3	12.9
13 RUSSELL, Brett	5	5.2	1.0	0-1	9.0	25.4	19.1	17.5	6.4	11.1	4.8	1.6	4.8	58.8	17.47	7.9	4.8
42 STANFIELD, Alec	1	0.1	0.1	0-0	9.0	81.0	54.0	54.0	54.0	0.0	27.0	---	---	99.0	54.00	27.0	0.0
16 FLORES, Junior	1	0.1	0.1	0-0	9.0	99.0	81.0	81.0	27.0	0.0	---	---	27.0	99.0	81.00	27.0	0.0
Totals	51	435.2	8.1	26-25	9.0	11.1	6.7	5.9	3.2	7.0	2.3	0.5	0.9	41.5	5.95	8.5	9.9
Opponents	51	433.1	8.1	25-26	9.0	12.8	9.2	8.0	4.5	8.1	2.6	0.5	1.8	44.8	8.02	10.2	7.5

+ = average based on 9-inning game

Hitting minimums - 1 Games 1 AB 2.0 AB/Game 1 TPA 2.0 TPA/Game

Pitching minimums - 1 Games 1.0 IP/Game

2023 NEW MEXICO STATS BY POSITION

Player	avg	g	ab	r	h	2b	3b	hr	rbi	tb	slg%	bb	hp	so	ob%	sf	sh	sb-att	po	a	e	fld%
c-HOLLAND, Jake - UNM	.346	34	136	27	47	7	1	11	37	89	.654	7	1	27	.382	0	0	0-0	218	25	2	.992
c-SMITH, Kyle - UNM	.254	21	63	15	16	2	3	5	12	39	.619	13	7	14	.434	0	0	2-2	109	18	0	1.000
c-HERD, Caleb - UNM	.250	6	4	0	1	0	0	0	1	1	.250	1	0	1	.400	0	0	0-0	10	0	0	1.000
1b-SMITH, Kyle - UNM	1.000	3	1	0	1	0	0	0	1	1	1.000	0	0	0	1.000	0	0	0-0	3	0	0	1.000
1b-OLSON, Justin - UNM	.385	17	52	13	20	0	0	9	22	47	.904	13	0	12	.508	0	0	0-0	125	11	2	.986
1b-SPENRATH, Reed - UNM	.341	39	138	42	47	9	2	13	51	99	.717	27	1	52	.449	1	0	2-2	333	18	1	.997
2b-CARRIS, Akili - UNM	.333	4	3	1	1	0	0	0	0	1	.333	0	0	0	.333	0	0	0-0	2	4	1	.857
2b-DIXON, Devon - UNM	.264	41	129	29	34	6	0	5	22	55	.426	13	2	24	.340	0	0	2-3	61	108	3	.983
2b-KINKADE, Konner - UNM	.250	24	32	6	8	2	0	1	7	13	.406	7	1	2	.400	0	0	0-0	25	33	1	.983
2b-DAVID, Jeffrey - UNM	.208	7	24	5	5	0	0	1	4	8	.333	4	0	6	.310	1	0	1-1	10	21	4	.886
3b-DITZENBERGER, Dylan - UN	.437	37	135	42	59	9	1	2	27	76	.563	15	0	19	.490	1	3	6-6	14	62	2	.974
3b-DAVID, Jeffrey - UNM	.429	11	35	10	15	6	0	1	6	24	.686	0	1	5	.444	0	0	1-2	3	16	1	.950
3b-DIXON, Devon - UNM	.296	11	27	7	8	4	0	0	3	12	.444	1	0	4	.321	0	0	0-0	4	12	3	.842
3b-KINKADE, Konner - UNM	.250	3	12	3	3	0	0	1	2	6	.500	2	0	3	.357	0	0	0-0	4	5	3	.750
3b-FELIX, Dominic - UNM	.000	5	3	0	0	0	0	0	0	0	.000	0	0	0	.000	0	0	0-0	0	2	1	.667
ss-WEISSENBORN, Chase - UN	.291	51	179	36	52	10	2	1	27	69	.385	19	2	37	.360	3	0	3-3	55	155	8	.963
ss-DIXON, Devon - UNM	.286	12	7	2	2	0	0	1	2	5	.714	2	0	1	.444	0	0	0-0	4	9	0	1.000
of-KINKADE, Konner - UNM	1.000	4	1	1	1	0	0	0	0	1	1.000	0	0	0	1.000	0	0	0-0	1	0	0	1.000
of-ASHBY, Lenny Junior - UNM	.419	31	129	29	54	11	0	6	33	83	.643	16	2	17	.486	1	0	0-1	62	2	4	.941
of-STEPHENS, Sean - UNM	.382	29	55	6	21	5	1	1	8	31	.564	3	1	8	.424	0	0	2-4	41	1	1	.977
of-RUNION, Braydon - UNM	.369	31	130	29	48	9	2	4	32	73	.562	7	3	35	.411	1	0	1-2	44	5	1	.980
of-PIGFORD, Deylan - UNM	.303	50	142	38	43	9	3	5	12	73	.514	17	5	34	.396	0	1	8-10	67	2	4	.945
of-DAVID, Jeffrey - UNM	.291	40	134	23	39	7	5	1	31	59	.440	7	2	16	.333	1	0	1-2	60	1	1	.984
of-SPENRATH, Reed - UNM	.269	14	52	12	14	2	2	6	14	38	.731	7	0	18	.344	2	0	1-1	25	0	1	.962
dh-OLSON, Justin - UNM	.345	13	29	8	10	1	0	4	9	23	.793	8	0	9	.486	0	0	0-0	0	0	0	.000
dh-RUNION, Braydon - UNM	.337	20	83	19	28	14	2	5	24	61	.735	4	2	16	.378	1	0	0-1	0	0	0	.000
dh-HOLLAND, Jake - UNM	.333	2	9	2	3	0	0	1	2	6	.667	0	0	3	.333	0	0	0-0	0	0	0	.000
dh-ASHBY, Lenny Junior - UNM	.321	20	81	17	26	7	0	3	18	42	.519	10	3	8	.406	2	0	0-0	0	0	0	.000
dh-SMITH, Kyle - UNM	.000	2	4	0	0	0	0	0	0	0	.000	1	1	3	.333	0	0	0-0	0	0	0	.000
dh-KINKADE, Konner - UNM	.000	1	0	0	0	0	0	0	0	0	.000	1	0	0	1.000	0	0	0-0	0	0	0	.000
ph-SMITH, Kyle - UNM	1.000	6	2	2	2	1	0	0	0	3	1.500	2	2	0	1.000	0	0	0-0	0	0	0	.000
ph-DIXON, Devon - UNM	1.000	1	1	0	1	0	0	0	0	1	1.000	0	0	0	1.000	0	0	0-0	0	0	0	.000
ph-HERD, Caleb - UNM	.667	4	3	2	2	1	0	0	0	3	1.000	1	0	0	.750	0	0	0-0	0	0	0	.000
ph-OLSON, Justin - UNM	.333	13	9	3	3	1	0	0	0	4	.444	4	0	6	.538	0	0	0-0	0	0	0	.000
ph-KINKADE, Konner - UNM	.273	17	11	3	3	2	0	0	3	5	.455	5	0	3	.471	1	0	0-0	0	0	0	.000
ph-STEPHENS, Sean - UNM	.125	8	8	0	1	0	0	0	0	1	.125	0	0	3	.125	0	0	0-0	0	0	0	.000
ph-HOLLAND, Jake - UNM	.000	6	5	0	0	0	0	0	0	0	.000	1	0	2	.167	0	0	0-0	0	0	0	.000
ph-FELIX, Dominic - UNM	.000	5	4	1	0	0	0	0	1	0	.000	1	0	0	.200	0	0	0-0	0	0	0	.000
ph-CARRIS, Akili - UNM	.000	5	4	1	0	0	0	0	0	0	.000	0	1	2	.200	0	0	0-0	0	0	0	.000
ph-PIGFORD, Deylan - UNM	.000	3	3	0	0	0	0	0	1	0	.000	0	0	1	.000	0	0	0-0	0	0	0	.000
p-STILL, Justin - UNM	.000	17	0	0	0	0	0	0	0	0	.000	0	0	0	.000	0	0	0-0	1	4	0	1.000
p-ITURRALDE, Adolfo - UNM	.000	8	0	0	0	0	0	0	0	0	.000	0	0	0	.000	0	0	0-0	0	1	0	1.000
p-GALLEGOS, Isaac - UNM	.000	12	0	0	0	0	0	0	0	0	.000	0	0	0	.000	0	0	0-0	4	7	0	1.000
p-BANNISTER, Wil - UNM	.000	16	0	0	0	0	0	0	0	0	.000	0	0	0	.000	0	0	0-0	1	2	1	.750
p-LIVELY, Tristin - UNM	.000	13	0	0	0	0	0	0	0	0	.000	0	0	0	.000	0	0	0-0	6	3	1	.900
p-DEWYER, Trent - UNM	.000	2	0	0	0	0	0	0	0	0	.000	0	0	0	.000	0	0	0-0	0	0	0	.000
p-FLORES, Junior - UNM	.000	1	0	0	0	0	0	0	0	0	.000	0	0	0	.000	0	0	0-0	0	0	0	.000
p-MARTINEZ, Jordan - UNM	.000	5	0	0	0	0	0	0	0	0	.000	0	0	0	.000	0	0	0-0	0	2	0	1.000
p-EGLOFF, Riley - UNM	.000	13	0	0	0	0	0	0	0	0	.000	0	0	0	.000	0	0	0-0	8	11	2	.905
p-MCBROOM, Brian - UNM	.000	25	0	0	0	0	0	0	0	0	.000	0	0	0	.000	0	0	0-0	1	3	1	.800
p-RUSSELL, Brett - UNM	.000	5	0	0	0	0	0	0	0	0	.000	0	0	0	.000	0	0	0-0	0	0	0	.000
p-STANFIELD, Alec - UNM	.000	1	0	0	0	0	0	0	0	0	.000	0	0	0	.000	0	0	0-0	0	0	0	.000
p-BAKER-LIVINGSTON, Ben - U	.000	10	0	0	0	0	0	0	0	0	.000	0	0	0	.000	0	0	0-0	2	6	0	1.000
p-STEINKAMP, Arthur - UNM	.000	15	0	0	0	0	0	0	0	0	.000	0	0	0	.000	0	0	0-0	2	6	0	1.000
p-JACKSON, Jaren - UNM	.000	12	0	0	0	0	0	0	0	0	.000	0	0	0	.000	0	0	0-0	0	4	0	1.000
p-HUDSON, Terrell - UNM	.000	10	0	0	0	0	0	0	0	0	.000	0	0	0	.000	0	0	0-0	2	3	0	1.000
2b-WEISSENBORN, Chase - UN	.000	1	0	0	0	0	0	0	0	0	.000	0	0	0	.000	0	0	0-0	0	0	0	.000
ss-CARRIS, Akili - UNM	.000	1	0	0	0	0	0	0	0	0	.000	0	0	0	.000	0	0	0-0	0	0	0	.000
dh-CARRIS, Akili - UNM	.000	1	0	0	0	0	0	0	0	0	.000	0	0	0	.000	0	0	0-0	0	0	0	.000


TV / PHOTO ROSTER



1 JORDAN MARTINEZ
RHP | 5-11 | SO



2 CHASE WEISSENBORN
INF | 5-11 | SR




3 DEVON DIXON
INF | 6-1 | SR



4 TYE WOOD
OF | 5-11 | JR



5 COOPER BRASS
INF | 5-10 | FR



6 BRIAN MCBROOM
RHP | 6-0 | JR



7 DEREK MONTIJO
INF/OF | 6-0 | FR



8 KONNER KINKADE
INF | 5-10 | SR



9 JOSH McALISTER
INF | 6-2 | JR



10 AUSTIN MUNGUIA
C | 5-10 | JR



11 SEAN STEPHENS
OF | 5-11 | SR



12 WILL ASBY
OF | 5-11 | SR



13 BRETT RUSSELL
RHP | 6-1 | SR



14 AKILI CARRIS
INF | 6-2 | SO



15 KHALIL WALKER
OF | 5-10 | JR



17 CRISTIAN MOGEN
RHP/INF | 6-0 | FR



18 JAKE HOLLAND
C | 6-4 | SR



19 JUSTIN STILL
LHP | 6-3 | JR



20 LUKE BANISTER
C | 5-10 | JR



22 BEN BAKER-LIVINGSTON
RHP | 6-2 | JR



23 JAREN JACKSON
LHP | 6-3 | SR



24 KYLE SMITH
C | 6-0 | SR



25 LUKE WISEMAN
RHP | 6-0 | JR



26 LUKE MANSY
INF/OF | 5-10 | SO




27 DAVID LOPEZ
RHP | 6-2 | JR



29 WYATT HARDY
RHP | 6-2 | JR



30 REED SPENRATH
1B | 6-5 | SR



31 DAYNE PENGELLY
RHP | 6-2 | JR



33 DAXTON PURSER
LHP | 6-2 | JR



34 JOSH BARNHOUSE
RHP | 6-5 | JR



35 ARTHUR STEINKAMP
LHP | 6-0 | SR



38 BLAKE LEHMBECK
RHP | 6-1 | FR



39 RYAN CASTILLO
RHP | 6-5 | FR



40 WIL BANNISTER
RHP | 6-3 | SR



41 BLANE ROMERO
RHP | 6-1 | SR



43 GENE TRUJILLO
1B | 6-5 | FR



44 VASCON SMITH
OF | 6-0 | FR



47 ETHAN OTT
1B/OF | 6-2 | JR



48 ANDREW NEIL
INF/RHP | 6-0 | JR



49 CAYNE KILLION
LHP | 6-0 | FR



TOD BROWN
HEAD COACH



MICHAEL LOPEZ
PITCHING COACH



MATT RISDON
ASSISTANT COACH



JUSTIN MITCHELL
ASSISTANT COACH



TOD BROWN HEAD COACH

Tod Brown was named the 12th Lobo Baseball Head Coach on June 17, 2021. He enters the 2024 season in his third year at the helm.

In Brown's second season, the Lobos posted their best winning percentage in a full season since 2017 (.510), finishing fifth in the Mountain West standings (26-25, 13-17 MW) and leading the league in a variety of categories including team batting average (.328), runs (441), RBI (411), triples (24), home runs (87), slugging % (.559) and

on-base % (.406). UNM also improved from a 9.06 ERA as a team in Brown's first season to a 5.95 ERA — the program's lowest in a single season since 2016 — while averaging only 3.20 walks per nine innings, its fewest since 2014. Following the completion of that season, RHP Isaac Gallegos became the first UNM player coached by Brown to be selected in the MLB Draft, going in the 16th Round to the Atlanta Braves.

The 2023 Lobos ranked in the Top 10 in the country in a variety of team statistical categories:

No. 3 in Batting Average (.329)

No. 9 in Double Plays per Game (0.94)

No. 5 in Doubles Per Game (2.45)

No. 10 in Runs per Game (8.60)

No. 4 in Slugging Percentage (.560)

No. 5 in Triples (24) and Triples per Game (0.47)

No. 10 in Walks Allowed per Nine Innings (3.20)

Following the 2023 season, the Lobos also got three All-MW selections — first baseman Reed Spennath was a first-team selection, while third baseman Dylan Ditzenberger and left fielder Lenny Junior Ashby were second-team selections. Ditzenberger went on to be named a CSC Academic All-American for his efforts on the field and in the classroom. Both UNM teams that Brown has coached (2022, 2023) have earned the ABCA Team Academic Excellence Award for their academic accomplishments.

In the 2022 season — Brown's first season in Albuquerque — UNM went 21-33 and finished sixth in the MW standings, with Lenny Junior Ashby and Jeffrey David named to the All-MW Second Team.

PRIOR TO UNM

Brown came to New Mexico after a successful 14 years and 341 wins with North Dakota State, where he currently sits as the second-winningest coach in program history and is the all-time leader in wins per season (24.4). In 2021, Brown led the Bison to the 2021 NCAA Tournament, winning its first Division I postseason game 6-1 over Mountain West opponent Nevada. In the same season, NDSU broke a school record with 20 Summit League victories, besting the previous record of 19 set by his 2017 team, and posted an overall record of 42-19. The Bison also led the nation with 25 road wins and set new school records in strikeouts (474) and putouts (1,567) in a single season.

Brown is no stranger to winning — he owns the two highest single season win totals in NDSU history (42 wins in 2021, 40 wins in 2012), and the only two 40+ win seasons by the program. Brown also owns three of the top-five single-season win totals in NDSU history. Under Brown's leadership, NDSU has played in five Summit League championship games, winning it outright in 2021 and 2014, and qualified for the league's baseball championship eight out of the last 11 years.

Brown took the helm of NDSU in 2008 and turned around a program that had faced three consecutive losing seasons, posting just 38 wins from 2005-07. In 2012, NDSU won a then-school-record 40 games, including an 8-2 win over a No. 5-ranked Arizona team that went on to win the 2012 College World Series. North Dakota State had a school-record .973 fielding percentage and posted a team ERA of 3.38, which was the program's lowest ERA in 37 years.

In 2016, the Bison posted a 29-25 overall record and set a new record for home wins at Newman Outdoor Field with 17 victories. In addition, North Dakota State set a new single season record in saves (17). NDSU defeated No. 19-ranked Minnesota on April 26 in Fargo, marking the second-ever win over an NCAA Division I top-25 opponent.

In the Summit League, Brown has coached two Summit League Players of the Year, one Summit League Newcomer of the Year, 46 All-Summit League selections, 22 Summit

THE BROWN FILE

Education

University of Arizona

1989-94

Coaching Experience

2008-2021	Head Coach	North Dakota State
2022-Present	Head Coach	University of New Mexico

Career Coaching Record (Year-By-Year)

School	Year	Record	Win Pct.
NDSU	2008	15-30	.333
NDSU	2009	16-28	.372
NDSU	2010	22-30	.423
NDSU	2011	22-32	.407
NDSU	2012	40-20	.667
NDSU	2013	26-27	.491
NDSU	2014	25-26	.490
NDSU	2015	21-30	.412
NDSU	2016	29-25	.537
NDSU	2017	31-25	.554
NDSU	2018	26-24	.520
NDSU	2019	19-24	.442
NDSU	2020*	8-9	.471
NDSU	2021	42-19	.689
NDSU	14 yrs	341-350	.493
UNM	2022	21-33	.390
UNM	2023	26-25	.541
UNM	2 yrs	47-57	.465
Career	16 yrs	388-407	.490

*Incomplete season
due to COVID-19

League Players of the Week, and 30 Summit League Pitchers of the Week. Under his leadership, Brown has also led players to two Collegiate Baseball Freshmen All-America selections and two College Baseball National Players of the Week.

Not only does Brown produce talent on the field, but also in the classroom. During his tenure at NDSU, Brown has had three NCAA Postgraduate Scholarship Winners, one Senior CLASS Award All-America, one CoSIDA Academic All-America Athlete of the Year, nine CoSIDA Academic All-America selections, 11 CoSIDA Academic All-District selections, one Summit League Scholar-Athlete of the Year, 16 Summit League Academic All-League selections, and was twice honored by NCAA with Public Recognition for perfect APR scores (2012-13 and 2015-16).

The Tucson, Ariz. native, was a left-handed pitcher for the Arizona Wildcats from 1989-94, leading the team in 1992 to a Pac-10 Championship. In 1993 he won six games and saved eight, setting a record with 35 appearances as Arizona fell one game short of Omaha.

Brown then made a career out of coaching college ball in the northern tier of the country. He came to NDSU after eight seasons in Ohio as the pitching coach and recruiting coordinator for Bowling Green State University.

During this time, he recruited or helped develop eight players who have reached the major leagues, including former UNM pitching standout Jamie Vermilyea, who played for the Lobos from 2001-03. This list also includes Jay Flaa, who made his MLB debut this year, J.J. Hardy and pitcher Tim Wood from Sabino High School, in Tucson, Ariz., outfielder Shelley Duncan and pitchers Josh Pearce and Ben Diggins at the University of Arizona, and pitcher Burke Badenhop and outfielder Nolan Reimold from Bowling Green.

After two years as the pitching coach at Sabino High School in Tucson, Ariz., Brown began his collegiate coaching career in 1999 as a volunteer assistant for Arizona. He worked with pitchers and catchers and was the first-base coach for the Wildcats, who qualified for an NCAA regional.

Brown was also a head coach for the San Francisco Seals of the California Coastal Collegiate League in the summer of 1999, compiling a 43-29 record and making a fourth-place finish in the National Baseball Congress World Series.

Tod and his wife Janet have a 23-year old son, Brooks, and a 20-year old daughter, Blake.



MICHAEL LOPEZ

ASSISTANT COACH: PITCHING

Michael Lopez, who previously served as head coach at Howard Community College in Big Spring, Texas, joined the Lobos in the 2021-22 season as a pitching coach. Lopez joined the Lobo squad after spending two seasons at the helm of the Howard program, bolstering a 48-19 overall record.

In the second season with Lopez coordinating UNM's pitching, the team's ERA improved from

9.06 to 5.95 — UNM's lowest since 2016. UNM pitchers under Lopez also posted their lowest WHIP (1.59) since 2015 and fewest walks per nine innings (3.20) since 2014 in the process, with RHP Isaac Gallegos selected in the 2023 MLB Draft following the season's completion.

Under Lopez, two Howard Hawks were named to the 2021 All-Region V Baseball Team, including pitcher Kris Anglin, who led the league in strikeouts (103). Howard's Ethan Coombes was second in the league in strikeouts, retiring 82 throughout the season. Prior to becoming the head coach of the Hawks, Lopez spent three years as an assistant coach under previous head coach, Rob Martinez.

During his time at Howard College, Lopez worked primarily with the pitchers and served as the recruiting coordinator. He has had over 40 players sign with Division I

schools during his tenure, three players sign contracts with professional teams, and three players selected as NJCAA All-Americans.

Lopez originally came to Howard College after a one-year stint with a brand-new NAIA program, Marymount California University (MCU). During his one year at MCU, Lopez was named the associate head coach and helped with day-to-day recruiting. In the first year of the program, Lopez helped the Mariners win the CAL PAC Conference Championship and reach the 2016 West Grouping Championship. Lopez had three players selected to the 2016 All-California Pacific Conference Team while also coaching the CAL PAC conference player of the year and the CAL PAC Freshman of the year.

Prior to coaching at Marymount California University, Lopez was the volunteer assistant coach for two seasons at the University of Arizona under head coach Andy Lopez. Lopez assisted with the pitchers during practices and helped run the bullpen during games. Off the field, his job consisted of preparing scouting reports on opposing teams, directing the Andy Lopez Baseball Camp, and assisting with recruiting. Lopez's collegiate career in baseball includes four years (2009-2012) at the University of Arizona. Lopez was named captain of the 2012 team, which won the NCAA National Championship in Omaha, Nebraska.

Lopez graduated from The University of Arizona in 2013 with a bachelor's degree in family studies.



MATT RISDON

ASSISTANT COACH / RECRUITING COORDINATOR

Matt Risdon joined the Lobo Family in 2022 as a volunteer assistant coach, and he currently serves recruiting coordinator and assistant coach. Risdon was previously at Lenoir-Rhyne University for three seasons. Risdon was a Division I catcher at Western Illinois for two seasons and served on the coaching staff for the Fighting Leathernecks from August 2015-July 2019.

Last season, Risdon-coached hitters posted

UNM's highest team batting average since 2013 (.328) — good for best in the conference and No. 3 in NCAA D-I — while leading the MWC in OPS, hits, runs, triples, RBI and home runs. The Lobos' .974 fielding percentage in 2022 was the second-best in program history and best in the MWC, and their 48 double plays turned was the most in the conference.

In 2022, Risdon helped Lenoir-Rhyne University to the best season in program history with a 46-13 overall record and a record 25 wins at home. The Bears would post a 19-game winning streak, the longest in program history, and were ranked as high as

No. 11 in the nation. The Bears would capture just the third SAC Tournament title in program history and advanced to just the second NCAA Tournament appearance in team history. Risdon was the catching coach and assisted with hitting and recruiting. In 2022 the Bears broke multiple offensive records such as: home runs, runs, RBIs, walks, HBPs, hits, as well as many other team records. The Bears season was capped off with their senior catcher, Nick Clarno, signing with the Atlanta Braves. Risdon began his coaching career as the Director of Baseball Operations with WIU in August 2015 and served in that role for one season before being named the program's graduate assistant. After finishing his Master in Sports Management in May 2017, Risdon earned the title of assistant coach and recruiting coordinator prior to the 2018 campaign. Risdon was primarily responsible for catchers and assisted with hitting and infielders while also serving as the third base coach. Risdon helped with defensive positioning and discussed hitting approach with players during game review. Risdon also helped with administrative duties such as: travel, team meals, fundraising, scouting, and monitoring student-athlete academic eligibility. Risdon played in 40 career games for Western Illinois. He earned his bachelor's degree in exercise science in 2015.



JUSTIN MITCHELL

ASSISTANT COACH: HITTING

Justin Mitchell joined the Lobo Family in August of 2023 and he serves as assistant coach. He will handle UNM's catchers as well as hitting for head coach Tod Brown.

Mitchell spent the 2023 season as a graduate assistant coach at K-State under Pete Hughes. The 2023 Wildcats went 35-24 and advanced to the semifinals of the Big 12 Championship. His G.A. stint came after he

played one season at K-State, hitting .308 with five homers and 22 RBIs over 52 games, playing catcher as a grad transfer. Mitchell played four seasons at Oklahoma, where he graduated. Over his time he played in 116 games, hitting .261 with two homers and 38 RBIs. He recorded 991 career putouts as a catcher. He graduated from Oklahoma in 2022.

2023 NEW MEXICO SEASON/CAREER STATS

Player	SEASON											CAREER										
	CH	PO	A	E	Fld%	SBA	CSB	SBA%	PB	CI	Ch	PO	A	E	Fld%	SBA	CSB	SBA%	PB	CI		
24 SMITH, Kyle	130	112	18	0	1.000	7	10	.412	2	0	172	151	20	1	.994	8	10	.444	2	0		
27 GALLEGOS, Isaac	11	4	7	0	1.000	7	3	.700	0	0	11	4	7	0	1.000	7	3	.700	0	0		
29 HERD, Caleb	10	10	0	0	1.000	0	0	---	0	0	10	10	0	0	1.000	0	0	---	0	0		
35 STEINKAMP, Arthur	8	2	6	0	1.000	1	0	1.000	0	0	15	4	11	0	1.000	1	0	1.000	0	0		
22 BAKER-LIVINGSTON,B	8	2	6	0	1.000	2	1	.667	0	0	12	3	9	0	1.000	2	1	.667	0	0		
19 STILL, Justin	5	1	4	0	1.000	1	1	.500	0	0	12	2	9	1	.917	4	3	.571	0	0		
36 HUDSON, Terrell	5	2	3	0	1.000	0	0	---	0	0	20	6	13	1	.950	3	1	.750	0	0		
23 JACKSON, Jaren	4	0	4	0	1.000	8	0	1.000	0	0	4	0	4	0	1.000	8	0	1.000	0	0		
1 MARTINEZ, Jordan	2	0	2	0	1.000	0	0	---	0	0	2	0	2	0	1.000	0	0	---	0	0		
49 ITURRALDE, Adolfo	1	0	1	0	1.000	1	2	.333	0	0	2	0	2	0	1.000	1	2	.333	0	0		
30 SPENRATH, Reed	378	358	18	2	.995	0	0	---	0	0	378	358	18	2	.995	0	0	---	0	0		
18 HOLLAND, Jake	245	218	25	2	.992	25	6	.806	0	0	245	218	25	2	.992	25	6	.806	0	0		
25 OLSON, Justin	138	125	11	2	.986	0	0	---	0	0	335	307	24	4	.988	0	0	---	0	0		
15 RUNION, Braydon	50	44	5	1	.980	0	0	---	0	0	116	94	17	5	.957	0	0	---	0	0		
11 STEPHENS, Sean	43	41	1	1	.977	0	0	---	0	0	108	103	2	3	.972	0	0	---	0	0		
33 DITZENBERGER, Dylan	78	14	62	2	.974	0	0	---	0	0	78	14	62	2	.974	0	0	---	0	0		
3 DIXON, Devon	204	69	129	6	.971	0	0	---	0	0	204	69	129	6	.971	0	0	---	0	0		
12 WEISSENBORN, Chase	218	55	155	8	.963	0	0	---	0	0	531	159	348	24	.955	0	0	---	0	0		
7 DAVID, Jeffrey	117	73	38	6	.949	0	0	---	0	0	249	195	44	10	.960	0	0	---	0	0		
4 PIGFORD, Deylan	73	67	2	4	.945	0	0	---	0	0	73	67	2	4	.945	0	0	---	0	0		
8 KINKADE, Konner	72	30	38	4	.944	0	0	---	0	0	72	30	38	4	.944	0	0	---	0	0		
34 ASHBY, Lenny Junior	68	62	2	4	.941	0	0	---	0	0	157	149	3	5	.968	0	0	---	0	0		
10 EGLOFF, Riley	21	8	11	2	.905	6	2	.750	0	0	33	14	17	2	.939	12	3	.800	0	0		
2 LIVELY, Tristin	10	6	3	1	.900	5	4	.556	0	0	20	12	7	1	.950	16	10	.615	0	0		
14 CARRIS, Akili	7	2	4	1	.857	0	0	---	0	0	7	2	4	1	.857	0	0	---	0	0		
6 MCBROOM, Brian	5	1	3	1	.800	1	3	.250	0	0	13	6	6	1	.923	3	4	.429	0	0		
40 BANNISTER, Wil	4	1	2	1	.750	0	0	---	0	0	4	1	2	1	.750	0	0	---	0	0		
44 FELIX, Dominic	3	0	2	1	.667	0	0	---	0	0	3	0	2	1	.667	0	0	---	0	0		
16 FLORES, Junior	0	0	0	0	.000	0	0	---	0	0	0	0	0	0	.000	0	0	---	0	0		
42 STANFIELD, Alec	0	0	0	0	.000	0	0	---	0	0	0	0	0	0	.000	0	0	---	0	0		
13 RUSSELL, Brett	0	0	0	0	.000	0	0	---	0	0	15	4	9	2	.867	13	1	.929	0	0		
9 DEWYER, Trent	0	0	0	0	.000	0	0	---	0	0	0	0	0	0	.000	0	0	---	0	0		
Totals	1918	1307	562	49	.974	32	16	.667	2	0												
Opponents	1758	1300	397	61	.965	32	10	.762	2	1												

2024 NEW MEXICO ROSTER IN DETAIL



JORDAN MARTINEZ

RHP • 5-11 • SO.
Albuquerque, N.M. • Sandia HS

1

2023 (FRESHMAN): In debut collegiate season pitched in five games out of the bullpen...made collegiate debut on Feb. 19 vs. Oregon State...notched first collegiate strikeout on April 12 vs. CSU Pueblo...threw a season-high three innings on March 4 vs. St. Bonaventure...had first shutout appearance with 1 1/3 scoreless frames on April 23 at Air Force.

SANDIA HS (CLASS OF 2022): Two-time first team all-state selection...two-time first team all-district selection...four-year letterwinner on the diamond...earned the all-academic award.

2023 GAME-BY-GAME

Date	Opponent	GS	IP	H	R	ER	BB	SO	2B	3B	HR	WP	BK	HBP	IBB	Score	W-L	Sv	ERA	NP
2/19/2023	vs Oregon State		0.0	1	3	3	2	0	0	0	0	0	0	0	0	6-14	0-0	0	999.00	16
3/4/2023	ST. BONAVENTURE-1		3.0	5	4	4	0	0	1	0	1	0	0	0	0	8-17	0-0	0	21.00	39
4/12/2023	CSU PUEBLO		0.2	2	1	1	1	1	1	0	0	0	0	0	0	6-8	0-0	0	19.64	19
4/23/2023	at Air Force-2		1.1	0	0	0	1	0	0	0	0	0	0	1	0	8-13	0-0	0	14.40	29
5/2/2023	NEW MEXICO STATE		2.0	2	2	2	1	0	0	1	0	1	0	0	0	14-6	0-0	0	12.86	28
Totals		0	7.0	10	10	10	5	1	2	1	1	1	0	1	0	42-58	0-0	0	12.86	-

CAREER SUMMARY

Year	era	w-l	app	gs	cq	sho	sv	ip	h	r	er	bb	so	2b	3b	hr	bf	bavg	wp	hbp	bk	sfa	sha
2023	12.86	0-0	5	0	0	0/0	0	7.0	10	10	10	5	1	2	1	1	35	.357	1	1	0	1	0
TOTAL	12.86	0-0	5	0	0	0/0	0	7.0	10	10	10	5	1	2	1	1	35	.357	1	1	0	1	0



CHASE WEISSENBORN

SS • 5-11 • SR.
Albuquerque, N.M. • ABQ Academy

2

2023 (JUNIOR): In third season with the Lobos was 1 of 3 players to start all 51 games...batted .291 while reaching base at .360 and slugging .385...totaled 10 doubles, two triples, and one home run...drove in 27 runs and scored 36 times...stole three bases in three attempts...tied for the team lead with three sacrifice flies...led the team with 155 assists defensively...posted a fielding percentage of .963 across 218 chances...had a season-high four hits on three occasions...had a season-high three RBIs on four occasions...racked up a season-high eight total bases with first collegiate home run and two doubles on May 5 at UNLV...had a season-high eight assists on March 10 vs. Air Force...had a season-high five putouts on April 23 at Air Force...helped the Lobos turn 28 double plays.

2022 (SOPHOMORE): In second season with the Lobos hit .277 with 18 RBIs...played in 43 games...had seven doubles and a pair of triples...scored 27 runs...had a season-high three hits on May 17 against New Mexico State...posted a .937 fielding percentage in 191 total chances.

2021 (FRESHMAN): Saw action in 30 games as a true freshman...posted a slash line of .234/.324/.298...had six doubles and eight RBIs...scored 17 runs...notched first collegiate hit on Feb. 22 at Oregon State...academic all-conference selection.

ALBUQUERQUE ACADEMY (CLASS OF 2020): All-state shortstop as a junior...named the district player of the year and all-district as a junior...named district player of the year and first-team shortstop as a junior...honorable mention all-state as a junior...honorable mention all-state as a freshman and first team all-district.

2023 GAME-BY-GAME

Date	Opponent	Pos	AB	R	H	RBI	2B	3B	HR	BB	SB	CS	HBP	SAC	SF	GDP	K	PO	A	E	Avg
2/17/2023	vs Oregon State	*ss	5	0	0	0	0	0	0	0	0	0	0	0	0	0	1	0	1	0	.000
2/18/2023	vs UC Santa Barbara	*ss	3	1	0	0	0	0	0	1	0	0	0	0	0	0	1	0	3	0	.000
2/19/2023	vs Oregon State	*ss	2	1	0	0	0	0	0	1	0	0	0	0	0	1	1	0	1	0	.000
2/20/2023	vs Minnesota	*ss	5	1	4	1	0	0	0	0	0	0	0	0	0	0	0	1	2	0	.267
2/24/2023	NORTHERN COLORA	*ss	2	2	1	1	0	1	0	1	0	0	0	0	1	0	0	0	1	0	.294
2/25/2023	NORTHERN COLORA	*ss	4	0	2	0	0	0	0	0	0	0	0	0	0	0	1	3	3	1	.333
2/25/2023	NORTHERN COLORA	*ss	3	2	2	0	1	0	0	0	0	0	0	0	0	0	1	2	0	0	.375
3/3/2023	ST. BONAVENTURE	*ss	3	0	0	0	0	0	0	0	0	0	0	0	0	0	0	1	4	0	.333
3/4/2023	ST. BONAVENTURE-1	*ss/2b	3	2	1	0	0	0	0	1	0	0	0	0	0	0	0	1	5	0	.333
3/4/2023	ST. BONAVENTURE-2	*ss	2	2	1	3	1	0	0	1	0	0	0	0	0	0	0	2	2	0	.344
3/5/2023	ST. BONAVENTURE	*ss	2	2	1	0	0	0	0	1	0	0	0	0	0	0	1	0	2	0	.353
3/7/2023	at Texas Tech	*ss	4	1	0	0	0	0	0	0	0	0	0	0	0	0	1	0	5	0	.316
3/10/2023	AIR FORCE	*ss	5	0	0	0	0	0	0	0	0	0	0	0	0	1	1	1	8	0	.279
3/11/2023	AIR FORCE	*ss	4	2	4	3	0	0	0	1	1	0	0	0	0	0	0	4	0	0	.340
3/12/2023	AIR FORCE	*ss	4	1	1	2	1	0	0	0	0	0	0	0	0	0	0	3	0	0	.333
3/14/2023	at Grand Canyon	*ss	3	2	1	0	0	0	0	1	0	0	0	0	0	0	2	2	5	0	.333
3/17/2023	at Fresno State	*ss	4	1	1	0	1	0	0	0	0	0	0	0	0	0	2	2	0	0	.328
3/18/2023	at Fresno State	*ss	4	1	1	0	0	0	0	1	0	0	0	0	0	0	1	1	1	1	.323
3/19/2023	at Fresno State	*ss	4	1	2	2	0	0	0	0	0	0	0	0	0	0	1	3	4	2	.333
3/21/2023	NEW MEXICO STATE	*ss	3	0	0	0	0	0	0	0	0	0	0	0	0	0	0	1	5	0	.319
3/24/2023	at Nevada	*ss	3	1	1	1	0	0	0	0	0	0	0	0	1	0	1	1	4	0	.319
3/25/2023	at Nevada	*ss	3	1	0	0	0	0	0	1	0	0	0	0	0	0	1	0	1	0	.307
3/28/2023	TEXAS TECH	*ss	3	0	1	2	0	0	0	0	0	0	0	0	1	0	1	1	6	0	.308
3/31/2023	SAN DIEGO STATE	*ss	3	0	0	0	0	0	0	0	0	0	0	0	0	0	0	2	3	0	.296
4/1/2023	SAN DIEGO STATE	*ss	3	0	1	0	0	0	0	1	0	0	0	0	0	0	0	0	4	0	.298
4/2/2023	SAN DIEGO STATE	*ss	4	1	1	0	0	0	0	1	0	0	0	0	0	0	1	1	6	1	.295
4/6/2023	SAN JOSE STATE	*ss	3	2	2	0	0	0	0	2	1	0	0	0	0	0	1	1	3	0	.308
4/7/2023	SAN JOSE STATE	*ss	5	0	0	0	0	0	0	0	0	0	0	0	0	0	2	1	3	0	.292
4/8/2023	SAN JOSE STATE	*ss	3	0	2	0	0	0	0	0	0	0	0	0	1	0	0	0	1	0	.303
4/11/2023	CSU PUEBLO	*ss	3	0	1	0	0	0	0	0	0	0	1	0	0	0	0	1	3	0	.304
4/12/2023	CSU PUEBLO	*ss	3	0	2	0	1	0	0	0	0	0	1	0	0	0	0	1	3	0	.314
4/18/2023	at New Mexico State	*ss	3	0	0	0	0	0	0	0	0	0	0	0	0	0	1	0	1	0	.306
4/21/2023	at Air Force	*ss	3	0	0	0	0	0	0	0	0	0	0	0	0	0	1	0	3	0	.297
4/23/2023	at Air Force-1	*ss	5	1	1	0	0	0	0	0	0	0	0	0	0	0	0	2	2	0	.293
4/23/2023	at Air Force-2	*ss	4	0	0	0	0	0	0	0	0	0	0	0	0	0	2	5	4	0	.283
4/25/2023	at Arizona	*ss	4	1	1	0	0	0	0	0	0	0	0	0	0	0	2	0	3	0	.282
4/28/2023	FRESNO STATE	*ss	2	0	0	0	0	0	0	1	0	0	0	0	0	0	2	1	5	1	.278
4/29/2023	FRESNO STATE	*ss	5	0	1	1	0	0	0	0	1	0	0	0	0	0	0	1	5	0	.275
4/30/2023	FRESNO STATE	*ss	3	0	0	0	0	0	0	0	0	0	0	0	0	0	1	1	3	0	.269
5/2/2023	NEW MEXICO STATE	*ss	4	1	2	2	1	0	0	0	0	0	0	0	0	0	0	3	5	0	.275
5/5/2023	at UNLV	*ss	5	1	3	3	2	0	1	0	0	0	0	0	0	0	0	2	3	0	.287
5/6/2023	at UNLV	*ss	2	1	1	1	1	0	0	2	0	0	0	0	0	0	0	1	3	0	.290
5/7/2023	at UNLV	*ss	4	1	2	0	0	0	0	0	0	0	0	0	0	0	0	2	1	0	.295
5/12/2023	NEVADA-1	*ss	4	1	4	2	0	0	0	0	0	0	0	0	0	0	0	0	3	0	.314
5/12/2023	NEVADA-2	*ss	4	1	1	0	0	0	0	1	0	0	0	0	0	0	0	2	4	0	.312
5/13/2023	NEVADA	*ss	4	1	1	0	0	1	0	0	0	0	0	0	0	0	0	6	0	0	.311
5/14/2023	NEVADA	*ss	4	0	2	3	1	0	0	1	0	0	0	0	0	0	1	0	3	0	.315
5/16/2023	at New Mexico State	*ss	3	0	0	0	0	0	0	0	0	0	0	0	0	0	0	1	1	0	.310
5/18/2023	at San Diego State	*ss	5	0	0	0	0	0	0	0	0	0	0	0	0	0	3	2	1	0	.301
5/19/2023	at San Diego State	*ss	3	0	0	0	0	0	0	0	0	0	0	0	0	0	2	0	1	0	.295
5/20/2023	at San Diego State	*ss	3	0	0	0	0	0	0	0	0	0	0	0	0	0	1	3	3	1	.291
Totals		51gs	179	36	52	27	10	2	1	19	3	0	2	0	3	3	37	55	155	8	.291

CAREER SUMMARY

Year	avg	gp-gs	ab	r	h	2b	3b	hr	rbi	tb	slg%	bb	hbp	so	gdp	ob%	sf	sh	sb-att	po	a	e	fld%
2021	.234	30-28	94	17	22	6	0	0	8	28	.298	11	2	16	3	.324	1	0	3-6	52	65	4	.967
2022	.277	43-38	137	27	38	7	2	0	18	49	.358	14	5	42	0	.358	3	1	1-1	52	128	12	.938
2023	.291	51-51	179	36	52	10	2	1	27	69	.385	19	2	37	3	.360	3	0	3-3	55	155	8	.963
TOTAL	.273	124-117	410	80	112	23	4	1	53	146	.356	44	9	95	6	.351	7	1	7-10	159	348	24	.955



DEVON DIXON

INF • 6-1 • SR.
Phoenix, Ariz. • Mountain Pointe

3

2023 (JUNIOR): Started 45 games and played in 49 primarily at second base during debut season with the Lobos...posted a fielding percentage of .971 with 69 putouts and 129 assists...helped the team turn 29 double plays...slashed .274/.346/.445 in 164 at-bats...finished with 10 doubles, six home runs, and 27 RBIs...scored 38 runs...stole a pair of bases...had 13 multi-hit games and seven multi-RBI games...had a season-high three hits on three different occasions...scored a season-high four runs on Feb. 24 vs. Northern Colorado...had a season-high four RBIs on March 18 at Fresno State...racked up a season-high eight total bases on Feb. 24 vs. Northern Colorado...drew a season-high three walks on March 4 vs. St. Bonaventure...hit first home run in a Lobo uniform on Feb. 24 vs. Northern Colorado...had a season-high seven assists on May 12 vs. Nevada.

2022 (SOPHOMORE, C. ARIZONA COLLEGE): Saw action in 48 games, posting a .248 batting average...scored 21 runs and drove in 21...stole four bases...had a season-high four hits and four RBIs on March 17 against Frasier Valley.

2021 (FRESHMAN, C. ARIZONA COLLEGE): Played in 55 games in debut collegiate season...hit five home runs and drove in 42...posted a slash line of .333/.420/.482...hit 10 doubles...scored 43 runs...stole six bases.

2023 GAME-BY-GAME

Date	Opponent	Pos	AB	R	H	RBI	2B	3B	HR	BB	SB	CS	HBP	SAC	SF	GDP	K	PO	A	E	Avg
2/17/2023	vs Oregon State	*2b	4	0	0	0	0	0	0	1	0	0	0	0	0	0	4	2	2	0	.000
2/18/2023	vs UC Santa Barbara	2b	0	0	0	0	0	0	0	0	0	0	0	0	0	0	0	2	1	0	.000
2/19/2023	vs Oregon State	ss	0	0	0	0	0	0	0	0	0	0	0	0	0	0	0	0	0	0	.000
2/20/2023	vs Minnesota	*2b	3	0	1	0	0	0	0	0	0	0	0	0	0	0	0	2	3	0	.143
2/24/2023	NORTHERN COLORA	*2b/3b	5	4	3	3	2	0	1	2	0	0	0	0	0	1	0	1	2	0	.333
2/25/2023	NORTHERN COLORA	*2b/ss	4	3	2	1	0	0	0	1	0	0	0	0	0	0	0	0	3	0	.375
3/3/2023	ST. BONAVENTURE	*2b/ss	4	1	2	2	0	0	0	0	0	0	0	0	0	0	0	3	3	0	.400
3/4/2023	ST. BONAVENTURE-1	ss/2b	0	0	0	0	0	0	0	0	0	0	0	0	0	0	0	0	0	0	.400
3/4/2023	ST. BONAVENTURE-2	*2b/ss	2	3	0	1	0	0	0	3	0	0	0	0	0	0	0	2	3	1	.364
3/5/2023	ST. BONAVENTURE	*2b/ss	4	1	2	3	1	0	1	0	0	0	0	0	0	0	1	1	4	0	.385
3/7/2023	at Texas Tech	*2b/3b	3	0	0	0	0	0	0	1	0	0	0	0	0	0	0	4	3	0	.345
3/10/2023	AIR FORCE	*2b	2	0	0	0	0	0	0	0	0	0	0	0	0	0	2	2	2	0	.323
3/11/2023	AIR FORCE	*2b	5	1	1	0	0	0	0	0	0	0	0	0	0	0	1	1	6	0	.306
3/12/2023	AIR FORCE	*2b	4	1	1	1	1	0	0	0	0	0	0	0	0	0	0	0	2	0	.300
3/14/2023	at Grand Canyon	*2b	3	0	0	0	0	0	0	0	0	0	0	0	0	0	2	2	1	0	.279
3/17/2023	at Fresno State	*2b	3	0	0	0	0	0	0	0	0	0	0	0	0	0	1	0	2	0	.261
3/18/2023	at Fresno State	*2b	4	2	1	4	0	0	1	1	0	0	0	0	0	0	2	2	1	0	.260
3/19/2023	at Fresno State	*2b	4	3	1	1	0	0	1	0	0	0	0	0	0	0	0	0	5	0	.259
3/21/2023	NEW MEXICO STATE	*2b	3	0	0	0	0	0	0	0	0	0	0	0	0	0	0	1	6	1	.246
3/24/2023	at Nevada	*2b	4	0	1	1	1	0	0	0	0	0	0	0	0	0	0	4	3	0	.246
3/25/2023	at Nevada	*2b/ss	5	1	3	2	0	0	0	0	0	0	0	0	0	0	0	1	4	0	.273
3/28/2023	TEXAS TECH	*3b	4	2	2	1	1	0	0	0	0	0	0	0	0	0	1	1	1	1	.286
3/31/2023	SAN DIEGO STATE	*2b	3	0	0	0	0	0	0	0	0	0	0	0	0	0	3	2	3	0	.274
4/1/2023	SAN DIEGO STATE	*2b/3b	3	0	1	0	0	0	0	0	0	0	0	0	0	0	0	1	5	1	.276
4/2/2023	SAN DIEGO STATE	*3b	4	1	2	0	1	0	0	0	0	0	0	0	0	1	0	0	1	0	.287
4/6/2023	SAN JOSE STATE	*2b	5	1	1	0	0	0	0	0	0	0	0	0	0	0	2	0	4	0	.282
4/7/2023	SAN JOSE STATE	*2b	2	0	0	0	0	0	0	0	0	0	1	0	0	0	0	4	5	0	.276
4/8/2023	SAN JOSE STATE	*2b/ss	3	0	0	0	0	0	0	1	0	0	0	0	0	0	0	2	3	0	.267
4/11/2023	CSU PUEBLO	*2b	4	0	1	1	0	0	0	0	0	0	0	0	0	1	0	1	2	0	.266
4/12/2023	CSU PUEBLO	*2b	2	0	0	0	0	0	0	1	0	1	0	0	0	0	0	2	2	0	.260
4/18/2023	at New Mexico State	*2b/ss	4	1	1	2	0	0	1	0	0	0	0	0	0	0	0	0	3	0	.260
4/21/2023	at Air Force	*2b	3	0	0	0	0	0	0	0	0	0	0	0	0	0	1	3	4	0	.252
4/23/2023	at Air Force-1	ph/2b	1	0	1	0	0	0	0	0	0	0	0	0	0	0	0	0	0	0	.260
4/25/2023	at Arizona	*2b	3	0	0	0	0	0	0	0	0	0	0	0	0	0	1	3	4	0	.252
4/28/2023	FRESNO STATE	*2b/ss	3	1	2	1	1	0	0	2	0	0	0	0	0	1	0	0	3	0	.264
4/29/2023	FRESNO STATE	*2b/3b	5	1	1	0	0	0	0	0	0	0	0	0	0	0	0	2	3	0	.261
4/30/2023	FRESNO STATE	*2b/ss	4	0	1	0	0	0	0	1	0	0	0	0	0	0	1	1	2	1	.261
5/2/2023	NEW MEXICO STATE	*2b	3	1	2	0	0	0	0	0	1	0	1	0	0	0	0	2	3	0	.270
5/5/2023	at UNLV	*2b	4	2	2	2	0	0	1	1	0	0	0	0	0	0	0	0	3	0	.278
5/6/2023	at UNLV	*2b	4	2	3	0	1	0	0	0	0	0	0	0	0	0	0	3	3	0	.292
5/7/2023	at UNLV	*2b	4	1	2	0	0	0	0	0	0	0	0	0	0	0	0	0	1	1	.299
5/12/2023	NEVADA-1	*2b	4	2	2	0	0	0	0	1	0	0	0	0	0	1	0	4	7	0	.304
5/12/2023	NEVADA-2	*2b	5	0	0	0	0	0	0	0	0	0	0	0	0	0	2	1	3	0	.294
5/13/2023	NEVADA	*2b	4	0	0	0	0	0	0	0	0	0	0	0	0	0	2	3	1	0	.286
5/14/2023	NEVADA	*3b	4	1	1	1	1	0	0	0	0	0	0	0	0	0	0	1	1	0	.285
5/16/2023	at New Mexico State	*3b	3	0	0	0	0	0	0	0	0	0	0	0	0	0	1	0	1	0	.279
5/18/2023	at San Diego State	*3b	3	1	1	0	0	0	0	1	0	0	0	0	0	0	1	0	2	0	.280
5/19/2023	at San Diego State	*3b	3	0	0	0	0	0	0	0	0	0	0	0	0	0	1	1	1	0	.275
5/20/2023	at San Diego State	*3b	4	1	1	0	0	0	0	0	0	0	0	0	0	0	0	1	2	1	.274
Totals		45gs	164	38	45	27	10	0	6	16	2	1	2	0	0	5	29	69	129	6	.274

CAREER SUMMARY

Year	avq	gp-gs	ab	r	h	2b	3b	hr	rbi	tb	slg%	bb	hbp	so	gdp	ob%	sf	sh	sb-att	po	a	e	fld%
2021*	.333	55-55	168	43	56	10	0	5	42	81	.482	21	7	43	4	.420	4	4	6-11	75	119	18	.915
2022*	.248	48-48	125	21	31	13	0	1	21	47	.376	12	1	35	4	.310	4	1	4-5	229	44	4	.986
2023	.274	49-45	164	38	45	10	0	6	27	73	.445	16	2	29	5	.346	0	0	2-3	69	129	6	.971
TOTAL	.274	49-45	164	38	45	10	0	6	27	73	.445	16	2	29	5	.346	0	0	2-3	69	129	6	.971
All*	.289	152-148	457	102	132	33	0	12	90	201	.440	49	10	107	13	.365	8	5	12-19	373	292	28	.960



TYE WOOD

OF • 5-11 • JR.
Gardner, Kan. • Gardner Edgerton

4

2023 (SOPHOMORE, IOWA WESTERN): Saw action in 44 games, posting a .413 batting average...scored 59 runs and drove in 29...stole a league-leading 23 bases for the second year in a row ... Named First Team All-Region for second consecutive season.

2022 (FRESHMAN, IOWA WESTERN): Played in 44 games for Iowa Western, batting .375 on the season with six doubles, four triples and a homer ... stole 23 bases ... drove in 21 runs with a .375/.500/.508 slash line ... Named First Team All-Region following the season's conclusion.

COACH BROWN ON WOOD: "He's had a nice spring so far – he's a guy that we expect to see a lot of playing action early."



COOPER BRASS

INF • 5-10 • FR.
Chandler, Ariz. • Hamilton

5

HAMILTON HS (CLASS OF 2023): Two-time 6A State Champion ... 1st Team All-Arizona, 1st Team All State 6A, 1st Team All Region, 1st Team All District ... Hit .415 his senior year with a .516 OBP and 1.050 OPS, only striking out five times all season.



BRIAN MCBROOM

RHP • 6-0 • JR.
Oakley, Calif. • Freedom HS

6

2023 (JUNIOR): In second season with the Lobos led the team with 25 appearances all out of the bullpen...led the team and ranked seventh in the conference with three saves...struck out 39 hitters in 40 2/3 innings pitched...held an ERA of 5.53...earned four victories on the season...threw a season-high 4 2/3 innings on May 12 vs. Nevada...had a season-high six strikeouts on Feb. 17 vs. Oregon State and on April 6 vs. San Jose State...allowed zero or one earned runs in 20 of 25 appearances...had 12 shutout appearances including five in-a-row from March 17 to March 28...had a scoreless inning streak of 8 1/3.

2022 (SOPHOMORE): Key relief arm in first season with the Lobos...pitched in 17 games out of the bullpen...earned two saves...logged 39 innings while striking out 28 and walking just 10...earned two wins on the season...posted an ERA of 6.23...had a season-high four strikeouts on March 13 against Fresno State, and earned first collegiate win...earned first collegiate save on March 11 against Fresno State...threw a season-high four innings on two occasions...academic all-conference selection.

2021 (FRESHMAN, HOWARD COLLEGE): Pitched in four games in first collegiate season...totaled 7 2/3 innings, striking out seven hitters.

FREEDOM HS (CLASS OF 2020): First-team all-BVAL selection in 2019...graduated in the spring of 2020.

2023 GAME-BY-GAME

Date	Opponent	GS	IP	H	R	ER	BB	SO	2B	3B	HR	WP	BK	HBP	IBB	Score	W-L	Sv	ERA	NP
2/17/2023	vs Oregon State		4.0	2	1	1	0	6	2	0	0	0	0	1	0	7-2	0-0	1	2.25	60
2/20/2023	vs Minnesota		1.0	1	1	1	1	1	0	0	0	0	0	0	0	4-3	0-0	1	3.60	23
2/25/2023	NORTHERN COLORA		3.0	3	1	1	0	1	1	0	0	0	0	0	0	11-3	0-0	2	3.38	41
3/4/2023	ST. BONAVENTURE-1		2.0	6	6	4	0	2	1	0	1	0	1	2	0	8-17	0-0	2	6.30	46
3/7/2023	at Texas Tech		0.2	1	0	0	0	0	0	0	0	0	0	0	0	3-6	0-0	2	5.91	6
3/10/2023	AIR FORCE		1.1	0	0	0	2	0	0	0	0	0	0	0	0	7-9	0-0	2	5.25	24
3/14/2023	at Grand Canyon		1.0	2	1	1	1	0	0	0	0	0	1	0	1	8-11	0-0	2	5.54	14
3/17/2023	at Fresno State		1.1	1	0	0	0	0	0	0	0	0	0	0	0	3-5	0-0	2	5.02	14
3/18/2023	at Fresno State		1.1	1	0	0	0	2	0	0	0	0	0	0	0	8-9	0-0	2	4.60	20
3/21/2023	NEW MEXICO STATE		2.0	1	0	0	0	1	0	0	0	0	0	0	0	0-2	0-0	2	4.08	29
3/24/2023	at Nevada		2.0	2	0	0	0	1	1	0	0	0	0	0	0	9-5	0-0	2	3.66	24
3/28/2023	TEXAS TECH		1.0	0	0	0	0	1	0	0	0	0	0	0	0	11-10	1-0	2	3.48	9
4/1/2023	SAN DIEGO STATE		0.2	3	2	1	0	0	1	0	0	0	0	0	0	1-3	1-1	2	3.80	17
4/6/2023	SAN JOSE STATE		4.0	2	1	1	0	6	0	0	0	1	0	0	0	16-8	1-1	3	3.55	47
4/11/2023	CSU PUEBLO		2.0	3	1	1	0	3	1	0	0	0	0	0	0	8-7	2-1	3	3.62	31
4/18/2023	at New Mexico State		1.0	2	0	0	0	3	0	0	0	0	0	0	0	13-0	2-1	3	3.49	23
4/21/2023	at Air Force		1.1	4	4	4	2	1	2	1	0	0	0	0	1	6-9	2-1	3	4.55	37
4/23/2023	at Air Force-2		0.1	0	0	0	0	0	0	0	0	0	0	0	0	8-13	2-1	3	4.50	1
4/25/2023	at Arizona		0.1	0	0	0	1	1	0	0	0	0	0	0	0	8-11	2-1	3	4.45	8
4/28/2023	FRESNO STATE		2.0	1	1	1	1	2	0	0	1	0	0	0	0	16-10	3-1	3	4.45	39
4/30/2023	FRESNO STATE		1.0	1	0	0	1	1	1	0	0	0	0	0	1	6-5	4-1	3	4.32	15
5/7/2023	at UNLV		0.1	4	4	4	0	0	1	1	0	0	0	1	0	3-8	4-1	3	5.35	19
5/12/2023	NEVADA-2		4.2	2	2	2	2	4	2	0	0	0	0	1	0	8-9	4-2	3	5.17	58
5/14/2023	NEVADA		1.1	3	3	3	0	1	1	0	1	0	0	0	0	7-3	4-2	3	5.67	22
5/20/2023	at San Diego State		1.0	2	0	0	0	2	0	0	0	0	0	0	0	6-8	4-2	3	5.53	19
Totals		0	40.2	47	28	25	11	39	14	2	3	1	2	5	3	185-176	4-2	3	5.53	-

CAREER SUMMARY

Year	era	w-l	app	gs	cq	sho	sv	ip	h	r	er	bb	so	2b	3b	hr	bf	bavq	wp	hbp	bk	sfa	sha
2021*	12.91	0-0	4	0	0	0/0	0	7.2	13	11	11	5	7	0	0	1	0	.591	0	0	0	0	0
2022	6.23	2-2	17	0	0	0/1	3	39.0	52	34	27	10	28	12	3	5	184	.321	3	9	0	2	1
2023	5.53	4-2	25	0	0	0/1	3	40.2	47	28	25	11	39	14	2	3	182	.290	1	5	2	2	2
TOTAL	5.87	6-4	42	0	0	0/2	6	79.2	99	62	52	21	67	26	5	8	366	.306	4	14	2	4	3
All*	6.49	6-4	46	0	0	0/2	6	87.1	112	73	63	26	74	26	5	9	366	.324	4	14	2	4	3



DEREK MONTIJO

INF/OF • 6-0 • FR.
Rio Rico, Ariz. • Nogales HS

7

NOGALES HS (CLASS OF 2023): 1st Team All Region, 2nd Team All Conference, 5A State Runner Up ... batted .383 in his senior season.



KONNER KINKADE

INF • 5-10 • SR.
Pullman, Wash. • Pullman HS

8

2023 (JUNIOR): In debut season with the Lobos played in 35 games and earned 10 starts in the infield...batted .268 in 56 at-bats with four doubles and two home runs...supplied a walk-off sacrifice fly on April 11 vs. CSU Pueblo...connected on first collegiate home run on April 7 vs. San Jose State...reached base at a clip of .425 and slugged .446...matched season high of two hits on two occasions...had a career-high eight assists on March 28 vs. Texas Tech...had a season-high four putouts on April 2 vs. San Diego State...drove in 12 runs and crossed the plate 13 times...posted a fielding percentage of .944 with 30 putouts, 38 assists, and four errors...had a hand in 11 of the Lobos' 48 double plays.

2022 (SOPHOMORE, CSU BAKERSFIELD): Made 15 appearances and two starts, contributing mainly as a pinch hit option off the CSUB bench...Finished 5-for-22 with a double and a pair of RBI...Walked three times, was hit twice for a .370 on-base percentage and scored four runs...Drove in a run with a pinch-hit single in the team's win at Fresno State...Plated the winning run with an RBI ground out in a 2-1 victory over Pacific...2-for-4 in series at UC Santa Barbara.

2021 (FRESHMAN, CSU BAKERSFIELD): Made two appearances and one start during freshman campaign...Made first-career start at Santa Clara on Mar. 7.

PULLMAN HS (CLASS OF 2019): Named team and Great Northern League MVP as a senior...Led team to league championships in 2018 and 2019...Earned All-State accolades in 2019...Also competed in football and basketball...Named League MVP and earned All-State selection in football during senior season.

2023 GAME-BY-GAME

Date	Opponent	Pos	AB	R	H	RBI	2B	3B	HR	BB	SB	CS	HBP	SAC	SF	GDP	K	PO	A	E	Avg
2/19/2023	vs Oregon State	ph	1	0	0	0	0	0	0	0	0	0	0	0	0	0	1	0	0	0	.000
2/20/2023	vs Minnesota	pr/2b	1	0	0	0	0	0	0	0	0	0	0	0	0	0	0	1	0	0	.000
2/24/2023	NORTHERN COLORADO	ph/2b	2	2	2	1	1	0	0	1	0	0	0	0	0	0	0	0	1	0	.500
2/25/2023	NORTHERN COLORADO	ph/dh	1	0	0	0	0	0	0	1	0	0	0	0	0	0	0	0	0	0	.400
2/25/2023	NORTHERN COLORADO	2b/of	2	0	2	0	1	0	0	0	0	0	0	0	0	0	0	3	1	0	.571
3/3/2023	ST. BONAVENTURE	ph/2b	0	0	0	0	0	0	0	1	0	0	0	0	0	0	0	0	0	0	.571
3/4/2023	ST. BONAVENTURE-1	ph/of	0	1	0	0	0	0	0	1	0	0	0	0	0	0	0	0	0	0	.571
3/4/2023	ST. BONAVENTURE-2	ph/2b	1	0	0	0	0	0	0	0	0	0	0	0	0	0	0	2	1	0	.500
3/5/2023	ST. BONAVENTURE	2b	1	0	1	0	0	0	0	0	0	0	0	0	0	0	0	1	1	0	.556
3/7/2023	at Texas Tech	2b	2	0	0	0	0	0	0	0	0	0	0	0	0	0	0	1	1	0	.455
3/10/2023	AIR FORCE	pr/2b	2	0	0	0	0	0	0	0	0	0	0	0	0	0	1	2	2	0	.385
3/14/2023	at Grand Canyon	2b	0	0	0	0	0	0	0	0	0	0	0	0	0	0	0	0	0	0	.385
3/17/2023	at Fresno State	2b	0	0	0	0	0	0	0	0	0	0	0	0	0	0	0	1	1	0	.385
3/25/2023	at Nevada	ph/2b	1	1	1	1	1	0	0	0	0	0	0	0	0	0	0	2	0	0	.429
3/28/2023	TEXAS TECH	*2b	2	2	1	1	0	0	0	2	0	0	0	0	0	0	0	1	8	0	.438
4/1/2023	SAN DIEGO STATE	ph/2b	2	0	1	0	0	0	0	0	0	0	0	0	0	0	0	1	0	0	.444
4/2/2023	SAN DIEGO STATE	*2b	3	0	0	1	0	0	0	2	0	0	0	0	0	0	0	4	2	0	.381
4/6/2023	SAN JOSE STATE	*3b	5	1	1	1	0	0	0	1	0	0	0	0	0	0	2	2	0	1	.346
4/7/2023	SAN JOSE STATE	*3b	4	1	1	1	0	0	1	0	0	0	0	0	0	0	1	0	4	0	.333
4/8/2023	SAN JOSE STATE	*3b	3	1	1	0	0	0	0	1	0	0	0	0	0	0	0	2	1	2	.333
4/11/2023	CSU PUEBLO	ph	0	0	0	1	0	0	0	0	0	0	0	0	1	0	0	0	0	0	.333
4/12/2023	CSU PUEBLO	ph/2b	1	1	0	0	0	0	0	1	0	0	0	0	0	0	0	0	1	0	.324
4/18/2023	at New Mexico State	ph/2b	1	0	0	0	0	0	0	0	0	0	0	0	0	0	1	0	0	0	.314
4/21/2023	at Air Force	ph	1	0	0	0	0	0	0	0	0	0	0	0	0	0	0	0	0	0	.306
4/28/2023	FRESNO STATE	2b	1	1	1	1	0	0	0	0	0	0	0	0	0	0	0	1	1	0	.324
4/29/2023	FRESNO STATE	ph/2b	1	0	0	0	0	0	0	0	0	0	0	0	0	0	0	0	0	0	.316
4/30/2023	FRESNO STATE	ph/2b	1	0	1	1	1	0	0	0	0	0	0	0	0	0	0	0	0	0	.333
5/5/2023	at UNLV	ph	1	0	0	0	0	0	0	0	0	0	0	0	0	0	1	0	0	0	.325
5/12/2023	NEVADA-2	ph	1	0	0	0	0	0	0	0	0	0	0	0	0	0	0	0	0	0	.317
5/13/2023	NEVADA	ph	0	0	0	0	0	0	0	1	0	0	0	0	0	0	0	0	0	0	.317
5/14/2023	NEVADA	*2b	3	1	1	1	0	0	1	1	0	0	0	0	0	1	0	3	4	0	.318
5/16/2023	at New Mexico State	*2b	2	0	0	0	0	0	0	0	0	0	1	0	0	0	0	1	2	0	.304
5/18/2023	at San Diego State	*2b	3	0	0	1	0	0	0	1	0	0	0	0	0	0	0	0	1	0	.286
5/19/2023	at San Diego State	*2b	4	0	1	1	0	0	0	0	0	0	0	0	0	0	1	2	3	0	.283
5/20/2023	at San Diego State	*2b	3	1	0	0	0	0	0	1	0	0	0	0	0	0	0	2	2	0	.268
Totals		10gs	56	13	15	12	4	0	2	15	0	0	1	0	1	1	8	30	38	4	.268

CAREER SUMMARY

Year	avg	gp-gs	ab	r	h	2b	3b	hr	rbi	tb	slg%	bb	hbp	so	gdp	ob%	sf	sh	sb-att	po	a	e	fld%
2020*	.000	2-1	6	0	0	0	0	0	0	0	.000	0	0	2	0	.000	0	0	0-0	1	1	1	.667
2021*	.227	15-2	22	4	5	1	0	0	2	6	.273	3	2	5	0	.370	0	0	0-0	2	0	0	1.000
2022*	.283	30-30	99	17	28	9	2	0	9	41	.414	10	2	16	2	.354	2	1	0-3	107	36	3	.979
2023	.268	35-10	56	13	15	4	0	2	12	25	.446	15	1	8	1	.425	1	0	0-0	30	38	4	.944
TOTAL	.268	35-10	56	13	15	4	0	2	12	25	.446	15	1	8	1	.425	1	0	0-0	30	38	4	.944
All*	.262	82-43	183	34	48	14	2	2	23	72	.393	28	5	31	3	.370	3	1	0-3	140	75	8	.964



JOSH MCALISTER

INF • 6-2 • JR.
Homewood, Ill. • Homewood HS

9

2023 (SOPHOMORE, OHIO STATE): Played in 36 games and started in 35 ... Batted .200 with 26 runs scored, 22 hits, four homeruns and 18 RBIs ... Went 8-for-9 in stolen bases ... Had a season-high three RBIs three times.

2022 (FRESHMAN, OHIO STATE): Played in 18 games during his freshman campaign, starting 11 of them at shortstop. Batted .257 with three doubles and nine runs scored across 35 at-bats, reaching base at a .447 clip ... In games he played from March 11 at West Virginia through April 1 against Nebraska, McAlister had a five-game hit streak ... On May 19 against Cincinnati, McAlister had two doubles and an RBI in the 5-3 win.

COACH BROWN ON MCALISTER: "Very athletic, good defensive player; has some juice in his bat and can hit doubles and home runs. He brings some experience at the Division I level coming in."

2023 GAME-BY-GAME (OHIO STATE)

Date	Opponent	Pos	AB	R	H	RBI	2B	3B	HR	BB	SB	CS	HBP	SAC	SF	GDP	K	PO	A	E	Avg
Feb 17	vs UCONN	*2b	3	0	0	0	0	0	0	0	0	0	0	0	0	0	1	1	3	0	.000
Feb 18	vs UCONN	*2b	2	0	0	0	0	0	0	0	0	0	0	0	0	0	0	0	0	0	.000
Feb 19	vs UCONN	*2b	3	2	1	0	0	0	0	2	1	0	0	0	0	0	1	1	2	0	.125
Feb 20	vs UCONN	*2b	5	1	1	1	0	0	0	0	0	0	0	0	0	0	3	1	2	1	.154
Feb 23	at Grand Canyon	*2b	3	0	1	0	0	1	0	0	0	0	1	0	0	0	2	0	1	0	.188
Feb 24	vs Gonzaga	*2b	4	0	2	0	0	0	0	0	0	0	1	0	0	0	1	2	4	0	.250
Feb 25	at Grand Canyon	*2b	4	0	2	0	0	0	0	0	0	1	0	0	0	0	1	1	4	0	.292
Mar 3	vs Mississippi State	*2b	1	2	0	0	0	0	0	3	1	0	0	0	0	0	0	1	2	1	.280
Mar 4	vs California	*2b	2	0	0	0	0	0	0	0	0	0	0	0	0	0	1	1	1	0	.259
Mar 5	vs Oklahoma	*2b	4	1	1	1	0	0	0	0	1	0	0	1	0	0	1	1	4	0	.258
Mar 11	at CSU Bakersfield-1	*2b	4	4	2	3	0	0	1	2	0	0	0	0	0	0	1	7	5	0	.286
Mar 12	at CSU Bakersfield-1	*2b	6	1	1	0	0	0	0	0	0	0	0	0	0	0	3	5	2	1	.268
Mar 12	at CSU Bakersfield-2	*2b	1	0	0	1	0	0	0	2	1	0	0	0	1	0	1	3	2	0	.262
Mar 15	at Marshall	*2b	4	1	1	0	0	1	0	0	0	0	0	0	0	0	1	0	1	0	.261
Mar 17	DAYTON	*2b	3	0	0	0	0	0	0	1	1	0	0	0	0	0	1	1	2	0	.245
Mar 19	DAYTON	*2b	3	2	1	1	0	0	0	1	0	0	0	0	0	0	2	4	5	0	.250
Mar 21	WRIGHT STATE	*2b	2	0	0	0	0	0	0	1	0	0	0	0	0	0	1	2	1	0	.241
Mar 22	TOLEDO	*2b	3	2	2	1	1	0	1	1	2	0	0	0	0	0	0	2	1	0	.263
Mar 25	at Indiana	*2b	4	0	1	0	0	0	0	0	0	0	0	0	0	0	0	0	2	0	.262
Mar 26	at Indiana-1	*2b	3	0	0	0	0	0	0	0	0	0	0	0	0	0	0	1	0	2	.250
Mar 28	XAVIER	*2b	4	0	1	0	0	0	0	0	0	0	0	0	0	0	2	1	1	0	.250
Mar 31	MINNESOTA	*2b	2	0	2	2	0	0	0	2	0	0	0	0	0	0	0	2	1	0	.271
Apr 01	MINNESOTA	*2b	0	0	0	0	0	0	0	0	0	0	0	0	0	0	0	0	0	0	.271
Apr 04	KENT STATE	*2b/3b	3	1	0	0	0	0	0	0	0	0	0	0	0	0	0	0	5	0	.260
Apr 07	at Michigan State	*2b	2	0	0	0	0	0	0	1	1	0	0	0	0	0	0	2	4	0	.253
Apr 08	at Michigan State-1	*2b	3	1	0	0	0	0	0	0	0	0	1	0	0	0	1	0	2	0	.244
Apr 08	at Michigan State-2	*2b	3	0	0	0	0	0	0	0	0	0	0	0	0	0	1	2	4	0	.235
Apr 11	AKRON	*2b	2	3	1	3	0	0	1	2	0	0	0	0	0	0	0	1	1	0	.241
Apr 12	BOWLING GREEN	*2b	3	0	0	0	0	0	0	0	0	0	1	0	0	0	1	5	3	0	.233
Apr 14	MARYLAND	*2b	3	0	0	0	0	0	0	1	0	0	0	1	0	0	0	3	5	0	.225
Apr 15	MARYLAND	*2b	3	0	0	1	0	0	0	1	0	0	0	0	0	0	2	4	4	0	.217
Apr 16	MARYLAND	*2b	3	2	1	3	0	0	1	1	0	0	0	0	0	0	0	3	4	0	.221
Apr 18	at Miami	*2b	3	2	1	1	0	0	0	2	0	0	0	0	0	0	1	3	1	0	.224
Apr 19	DAYTON	*2b	4	1	0	0	0	0	0	1	0	0	0	0	0	0	2	1	1	0	.216
Apr 22	at Penn State	*2b	3	0	0	0	0	0	0	1	0	0	0	0	0	0	1	1	1	0	.210
Apr 23	at Penn State	*2b	5	0	0	0	0	0	0	0	0	0	0	0	0	0	0	1	2	2	.200
Totals		35gs	110	26	22	18	1	2	4	25	8	1	4	2	1	0	32	63	83	7	.200

CAREER SUMMARY

Year	avg	gp-gs	ab	r	h	2b	3b	hr	rbi	tb	slg%	bb	hbp	so	gdp	ob%	sf	sh	sb-att	po	a	e	fld%
2022	.257	18-11	35	9	9	3	0	0	2	12	.343	8	4	11	1	.447	0	1	0-0	12	15	7	.794
2023	.200	36-35	110	26	22	1	2	4	18	39	.355	25	4	32	0	.364	1	2	8-9	63	83	7	.954
TOTAL	.214	54-46	145	35	31	4	2	4	20	51	.352	33	8	43	1	.385	1	3	8-9	75	98	14	.925



AUSTIN MUNGUIA

C • 5-10 • JR.
Round Rock, Texas • Round Rock HS

10

2023 (SOPHOMORE, CISCO COLLEGE): Hit .396 on the season as a sophomore, finishing the season with 44 hits, six doubles, two triples, four homers and 34 RBI while drawing 13 walks and stealing three bases.

2022 (FRESHMAN, NAVARRO COLLEGE): Played in five games, finishing the season with four hits and an RBI for a .286 batting average.



SEAN STEPHENS

OF • 5-11 • SR.
Forney, Texas • Forney HS



2023 (JUNIOR): In second season with the Lobos played in 37 games and made 10 starts primarily in center field...batted .349 in 63 at-bats with five doubles, one triple, and one home run...reached base at a clip of .388 and slugged .508...stole four bases in six attempts...committed just one error in 43 chances for a fielding percentage of .977...scored 11 runs and drove in eight...had a season-high three hits on April 25 at Arizona and April 29 vs. Fresno State...sent the Lobos home victorious with a walk-off single on Feb. 20 against Minnesota...had a season-high five putouts on April 25 at Arizona and May 19 at San Diego State.

2022 (SOPHOMORE): In first season with the Lobos saw action in 37 games primarily as the right fielder...led the team with six stolen bases...had four doubles and three home runs...drove in 14 runs...batted .277 and scored 31 runs...had a season-high five hits and four RBIs on May 7 at Nevada...academic all-conference selection.

2021 (FRESHMAN, ODESSA COLLEGE): Played in 42 games in second season...posted a slash line of .349/.433/.530...racked up eight doubles, two triples, and five home runs...drove in 33 runs...led the team with 15 stolen bases...ranked third on the team with 42 runs scored...had a season-high five RBIs on April 27 against Midland.

2020 (COVID FRESHMAN, ODESSA COLLEGE): In his debut collegiate season played in 22 games before the coronavirus pandemic canceled the campaign...batted .414 with three doubles, three triples, and one home run...ranked third on the team with 20 RBIs and 25 runs scored...stole seven bases...put together an OPS of 1.052...picked up first collegiate hit in first game on Feb. 1 against Cisco College...hit first collegiate home run on Feb. 8 against Western Oklahoma State.

FORNEY HS (CLASS OF 2019): As a senior in 2019 batted .420 while striking out just seven times in 117 plate appearances...helped the team to a runner-up finish at the state tournament in 2018...collected 42 stolen bases in prep career...also competed in football, where he was a first team all-district running back...member of the National Honor Society and was in the top-10 percent of his school academically.

2023 GAME-BY-GAME

Date	Opponent	Pos	AB	R	H	RBI	2B	3B	HR	BB	SB	CS	HBP	SAC	SF	GDP	K	PO	A	E	Avg
2/18/2023	vs UC Santa Barbara	pr/of	0	0	0	0	0	0	0	0	0	0	0	0	0	0	0	2	0	0	.000
2/19/2023	vs Oregon State	ph	1	0	0	0	0	0	0	0	0	0	0	0	0	0	1	0	0	0	.000
2/20/2023	vs Minnesota	pr/of	2	0	1	1	0	0	0	0	0	0	0	0	0	0	0	1	0	0	.333
2/24/2023	NORTHERN COLORA	ph/of	3	0	1	1	0	0	0	0	0	0	0	0	0	0	2	0	0	0	.333
2/25/2023	NORTHERN COLORA	ph/of	2	0	0	0	0	0	0	0	0	0	0	0	0	0	0	0	1	0	.250
2/25/2023	NORTHERN COLORA	ph/of	1	0	0	0	0	0	0	0	0	0	0	0	0	0	0	0	0	0	.222
3/3/2023	ST. BONAVENTURE	of	1	0	0	0	0	0	0	0	0	0	0	0	0	0	0	1	0	0	.200
3/4/2023	ST. BONAVENTURE-1	ph/of	2	0	0	0	0	0	0	0	0	0	0	0	0	0	1	1	0	0	.167
3/4/2023	ST. BONAVENTURE-2	of	1	1	1	0	0	1	0	0	0	0	0	0	0	0	0	0	0	0	.231
3/5/2023	ST. BONAVENTURE	of	1	0	1	0	0	0	0	0	0	0	0	0	0	0	2	0	0	0	.286
3/7/2023	at Texas Tech	pr	0	0	0	0	0	0	0	0	0	0	0	0	0	0	0	0	0	0	.286
3/10/2023	AIR FORCE	pr	0	0	0	0	0	0	0	0	1	0	0	0	0	0	0	0	0	0	.286
3/12/2023	AIR FORCE	pr/dh	0	1	0	0	0	0	0	0	0	0	0	0	0	0	0	0	0	0	.286
3/21/2023	NEW MEXICO STATE	pr	0	0	0	0	0	0	0	0	0	0	0	0	0	0	0	0	0	0	.286
3/24/2023	at Nevada	pr	0	0	0	0	0	0	0	0	0	0	0	0	0	0	0	0	0	0	.286
3/25/2023	at Nevada	pr/of	0	1	0	0	0	0	0	0	0	0	0	0	0	0	0	0	0	0	.286
4/2/2023	SAN DIEGO STATE	*of	3	1	2	0	0	0	0	1	0	1	0	0	0	0	0	2	0	0	.353
4/6/2023	SAN JOSE STATE	*of	0	0	0	0	0	0	0	0	0	0	0	0	0	0	0	0	0	0	.353
4/7/2023	SAN JOSE STATE	*of	4	0	0	0	0	0	0	0	0	1	0	0	0	0	1	1	0	0	.286
4/11/2023	CSU PUEBLO	pr	0	1	0	0	0	0	0	0	0	0	0	0	0	0	0	0	0	0	.286
4/12/2023	CSU PUEBLO	*of	5	0	0	0	0	0	0	0	0	0	0	0	0	0	0	1	0	0	.231
4/21/2023	at Air Force	ph	1	0	0	0	0	0	0	0	0	0	0	0	0	0	0	0	0	0	.222
4/23/2023	at Air Force-1	of	0	0	0	0	0	0	0	0	0	0	0	0	0	0	0	1	0	0	.222
4/25/2023	at Arizona	*of	4	0	3	1	1	0	0	0	0	0	0	0	0	0	0	5	0	0	.290
4/28/2023	FRESNO STATE	ph/of	3	1	1	3	1	0	0	1	0	0	0	0	0	0	1	2	0	0	.294
4/29/2023	FRESNO STATE	*of	5	0	3	0	1	0	0	0	1	0	0	0	0	0	0	2	0	0	.333
4/30/2023	FRESNO STATE	*of	5	1	2	1	0	0	1	0	0	0	0	0	0	0	2	3	0	1	.341
5/2/2023	NEW MEXICO STATE	*of	4	1	1	0	0	0	0	0	0	0	0	0	0	0	1	3	0	0	.333
5/5/2023	at UNLV	pr/of	0	1	0	0	0	0	0	0	1	0	0	0	0	0	0	0	0	0	.333
5/12/2023	NEVADA-1	pr/of	0	0	0	0	0	0	0	0	0	0	0	0	0	0	0	1	0	0	.333
5/12/2023	NEVADA-2	pr/of	0	0	0	0	0	0	0	0	0	0	0	0	0	0	0	1	0	0	.333
5/13/2023	NEVADA	of	2	0	0	0	0	0	0	1	0	0	0	0	0	0	0	3	0	0	.320
5/14/2023	NEVADA	pr/of	1	1	0	0	0	0	0	0	0	0	0	0	0	0	1	1	0	0	.314
5/16/2023	at New Mexico State	*of	3	0	1	0	0	0	0	0	0	0	0	0	0	0	0	1	0	0	.315
5/18/2023	at San Diego State	ph/of	2	0	2	1	1	0	0	0	0	0	0	0	0	0	0	0	0	0	.339
5/19/2023	at San Diego State	*of	4	0	2	0	1	0	0	0	0	0	0	0	0	0	0	5	0	0	.350
5/20/2023	at San Diego State	*of	3	1	1	0	0	0	0	0	1	0	1	0	0	0	1	2	0	0	.349
Totals		10gs	63	11	22	8	5	1	1	3	4	2	1	0	0	0	11	41	1	1	.349

CAREER SUMMARY

Year	avg	gp-gs	ab	r	h	2b	3b	hr	rbi	tb	slg%	bb	hbp	so	gdp	ob%	sf	sh	sb-att	po	a	e	fld%
2020*	.414	22-22	70	25	29	3	3	1	20	41	.586	8	2	8	0	.476	2	0	7-8	27	0	1	.964
2021*	.349	42-42	149	42	52	8	2	5	33	79	.530	17	5	22	0	.433	0	0	15-18	82	43	8	.940
2022	.277	37-25	112	31	31	4	0	3	14	44	.393	14	2	30	0	.364	1	1	6-7	62	1	2	.969
2023	.349	37-10	63	11	22	5	1	1	8	32	.508	3	1	11	0	.388	0	0	4-6	41	1	1	.977
TOTAL	.303	74-35	175	42	53	9	1	4	22	76	.434	17	3	41	0	.372	1	1	10-13	103	2	3	.972
All*	.340	138-99	394	109	134	20	6	10	75	196	.497	42	10	71	0	.414	3	1	32-39	212	45	12	.955



WILL ASBY

OF • 5-11 • SR.
Sacramento, Calif. • Jesuit HS

12

2023 (JUNIOR, SAN FRANCISCO): Played in 41 games and started 38 ... batted .263 on the season with 40 hits, 10 doubles, a triple and seven homers while driving in 26 RBI ... Posted a .982 fielding percentage in the outfield.

2022 (SOPHOMORE, SACRAMENTO CITY COLLEGE): Appeared in 34 games, batting .316 on the season ... Posted a slash line of .316/.401/.470 with 4 home runs and a team-high 26 RBI to go along with 20 runs scored, 15 walks and two stolen bases.

2021 (FRESHMAN, SACRAMENTO CITY COLLEGE): Played in 11 games in his first collegiate season, driving in five runs on three hits.

2023 GAME-BY-GAME (SAN FRANCISCO)

Date	Opponent	Pos	AB	R	H	RBI	2B	3B	HR	BB	SB	CS	HBP	SAC	SF	GDP	K	PO	A	E	Avg
Feb 17	UTAH	*dh	5	0	1	0	0	0	0	0	0	0	0	0	0	0	3	0	0	0	.200
Feb 18	UTAH	*dh	4	1	2	0	0	0	0	0	0	0	0	0	0	0	1	0	0	0	.333
Feb 19	UTAH	*of	3	0	1	0	0	0	0	0	0	0	0	0	0	0	0	0	0	0	.333
Feb 20	UTAH	ph	1	0	0	0	0	0	0	0	0	0	0	0	0	0	1	0	0	0	.308
Mar 01	at Fresno State	*dh	4	0	0	0	0	0	0	1	0	0	0	0	0	0	2	0	0	0	.235
Mar 05	VILLANOVA	*dh	4	2	2	0	2	0	0	1	0	0	0	0	0	0	0	0	0	0	.286
Mar 07	at San Jose State	of	0	0	0	0	0	0	0	1	0	0	0	0	0	0	0	1	0	0	.286
Mar 11	YALE	*of	3	0	0	0	0	0	0	0	0	0	0	0	0	0	2	1	0	0	.250
Mar 15	at Washington Stat	*dh	6	2	2	3	0	0	1	0	0	0	0	0	0	0	1	0	0	0	.267
Mar 17	at Gonzaga	*dh	4	0	1	0	0	0	0	0	0	0	0	0	0	0	2	0	0	0	.265
Mar 19	at Gonzaga	*of	3	0	0	0	0	0	0	1	0	0	0	0	0	1	0	2	0	0	.243
Mar 24	LOYOLA MARYM	*dh	4	0	1	0	0	0	0	0	0	0	0	0	0	0	1	0	0	0	.244
Mar 25	LOYOLA MARYM	ph	1	0	1	0	1	0	0	0	0	0	0	0	0	0	0	0	0	0	.262
Mar 26	LOYOLA MARYM	*dh	4	1	1	1	0	0	1	1	0	0	0	0	0	1	0	0	0	0	.261
Mar 31	at Pacific Baseball	*dh	3	0	1	2	0	0	0	1	0	0	0	0	1	0	1	0	0	0	.265
Apr 01	at Pacific Baseball	*dh	4	2	3	4	0	0	1	0	1	0	1	0	0	0	0	0	0	0	.302
Apr 02	at Pacific Baseball	*of	4	1	1	1	0	0	0	2	0	0	0	0	0	0	1	2	0	0	.298
Apr 06	at BYU	*of	4	0	0	0	0	0	0	0	0	0	0	0	0	0	2	3	0	0	.279
Apr 07	at BYU	*of	6	1	2	2	0	0	0	0	0	0	0	0	0	0	2	1	0	0	.284
Apr 08	at BYU	*of	4	0	0	0	0	0	0	0	0	0	1	0	0	0	2	0	0	0	.268
4/11/23	at Oregon	*of	4	0	1	1	1	0	0	0	0	0	0	0	0	0	0	1	0	0	.267
4/12/23	at Oregon	*of	4	0	0	1	0	0	0	1	0	0	0	0	0	1	0	3	0	0	.253
Apr 14	PEPPERDINE	*of	4	0	1	1	1	0	0	0	0	0	0	0	0	0	1	1	0	0	.253
Apr 15	PEPPERDINE	*of	4	2	2	0	0	1	0	1	1	0	0	0	0	0	0	1	3	0	.264
Apr 16	PEPPERDINE	*of	5	1	2	2	0	0	1	0	0	0	0	0	0	1	0	2	0	1	.272
Apr 18	at CAL	*of	4	0	0	0	0	0	0	0	0	0	0	0	0	0	0	1	0	0	.260
Apr 21	at San Diego	*of	3	0	0	0	0	0	0	0	0	0	0	0	0	1	1	3	0	0	.253
Apr 22	at San Diego	*of	4	0	1	2	1	0	0	0	0	1	0	0	0	0	0	2	0	0	.252
Apr 23	at San Diego	*of	5	3	3	4	1	0	2	0	0	0	0	0	0	0	0	3	0	0	.269
Apr 26	FRESNO STATE	*of	4	0	0	1	0	0	0	0	0	0	0	0	1	0	1	2	0	0	.259
Apr 28	SAINT MARY'S	*of	4	0	2	0	0	0	0	0	0	0	0	0	0	0	0	0	0	0	.267
Apr 29	SAINT MARY'S	*of	4	1	1	1	0	0	1	1	0	0	0	0	0	0	2	4	0	0	.267
Apr 30	SAINT MARY'S	*of	4	0	0	0	0	0	0	0	0	0	0	0	0	2	1	2	0	0	.258
May 05	at Santa Clara	*of	4	0	0	0	0	0	0	0	0	0	0	0	0	0	1	2	0	0	.250
May 06	at Santa Clara	*of	5	1	2	0	0	0	0	0	0	0	0	0	0	0	2	2	0	0	.256
May 07	at Santa Clara	*of	4	0	1	0	1	0	0	0	0	0	0	0	0	0	0	2	0	0	.255
May 09	SAN JOSE STATE	*of	3	1	0	0	0	0	0	1	0	0	0	0	0	0	1	3	2	0	.250
May 16	UC DAVIS	*of	3	0	2	0	1	0	0	1	0	1	0	0	0	0	0	0	0	0	.259
May 18	PORTLAND	*of	3	0	1	0	0	0	0	1	0	0	0	0	0	0	0	4	0	0	.260
May 19	PORTLAND	*dh	5	1	2	0	1	0	0	1	0	0	1	0	0	0	1	0	0	0	.265
May 20	PORTLAND	*of	1	0	0	0	0	0	0	1	0	0	0	0	0	0	0	2	0	0	.263
Totals		38gs	152	20	40	26	10	1	7	16	2	2	3	0	2	7	33	52	2	1	.263



BRETT RUSSELL

RHP • 6-0 • SR.
Enid, Okla. • Enid HS

13

2023 (JUNIOR): Voted team captain by players...in second season with Lobos pitched in five games out of the bullpen...to-taled 5 2/3 innings pitched...struck out seven hitters...threw a season-high 2 1/3 innings on Feb. 19 vs. Oregon State...threw one shutout inning at Grand Canyon on March 14...had a season-high three strikeouts on April 8 vs. San Jose State.

2022 (SOPHOMORE): In first season on the Lobo staff pitched in 15 games and led the team with 14 starts...ranked second on the team with 59 innings pitched and 46 strikeouts...earned first win as a Lobo on March 26 at Air Force...had a season-high eight strikeouts on March 5 at San Jose State...academic all-conference selection...named a Mountain West Scholar Athlete.

2021 (FRESHMAN, SEMINOLE STATE COLLEGE): Pitched in 14 games, making 11 starts and picking up five wins in second collegiate season...logged 55 innings while striking out 77 for an average of 12.6 strikeouts per game...reached double-figure strikeouts on two occasions, including a season-high 13 strikeouts on March 11 against Northeastern Oklahoma A&M...threw a season-high 6 2/3 innings on April 1 against Connors State College...NJCAA Academic All-American for the second straight season.

2020 (COVID FRESHMAN, SEMINOLE STATE COLLEGE): Pitched in seven games during the coronavirus-shortened 2020 season...made six starts and collected three wins...struck out 46 hitters in 29 innings, for a strikeout-per-game rate of 14.28...named an NJCAA Academic All-American.

ENID HS (CLASS OF 2019): Helped his team to the 2018 Class 6A district championship...graduated in the spring of 2019.

2023 GAME-BY-GAME

Date	Opponent	GS	IP	H	R	ER	BB	SO	2B	3B	HR	WP	BK	HBP	IBB	Score	W-L	Sv	ERA	NP
2/19/2023	vs Oregon State		2.1	5	3	3	2	2	1	1	1	0	0	0	0	6-14	0-1	0	11.57	63
3/5/2023	ST. BONAVENTURE		0.2	3	3	3	0	0	1	0	0	0	0	0	0	16-6	0-1	0	18.00	19
3/14/2023	at Grand Canyon		1.0	2	0	0	1	1	0	0	0	0	0	0	0	8-11	0-1	0	13.50	17
4/8/2023	SAN JOSE STATE		1.0	3	3	2	0	3	0	0	1	0	0	0	0	3-14	0-1	0	14.40	27
4/12/2023	CSU PUEBLO		0.2	3	3	3	1	1	1	0	1	0	0	0	0	6-8	0-1	0	17.47	21
Totals		0	5.2	16	12	11	4	7	3	1	3	0	0	0	0	39-53	0-1	0	17.47	-

CAREER SUMMARY

Year	era	w-l	app	gs	cq	sho	sv	ip	h	r	er	bb	so	2b	3b	hr	bf	bavq	wp	hbp	bk	sfa	sha
2020*	3.41	3-0	7	6	0	0/0	0	29.0	19	13	11	20	46	1	0	1	0	.213	2	1	2	0	0
2021*	6.38	5-5	14	11	0	0/0	0	55.0	50	59	39	34	77	0	0	7	0	.287	6	8	1	0	0
2022	8.69	1-6	15	14	0	0/0	0	59.0	107	69	57	29	46	25	2	9	317	.386	9	6	1	2	3
2023	17.47	0-1	5	0	0	0/0	0	5.2	16	12	11	4	7	3	1	3	37	.500	0	0	0	1	0
TOTAL	9.46	1-7	20	14	0	0/0	0	64.2	123	81	68	33	53	28	3	12	354	.398	9	6	1	3	3
All*	7.14	9-12	41	31	0	0/0	0	148.2	192	153	118	87	176	29	3	20	354	.336	17	15	4	3	3



AKILI CARRIS

INF • 6-2 • SO.
Albuquerque, N.M. • La Cueva HS

14

2023 (FRESHMAN): In debut collegiate season saw action in eight games coming off the bench...picked up first collegiate hit in career debut on Feb. 24 vs. Northern Colorado...went 1-for-7 on the season...scored a pair of runs...made a season-high four defensive plays on Feb. 24 vs. Northern Colorado.. Represented Greece at the Euro Baseball Championships in fall of '23.

LA CUEVA HS (CLASS OF 2022): Helped team to a state championship in 2021...two-time first-team all-state and all-district shortstop...two-time Albuquerque Metro Player of the Year...named the 2022 district player of the year...two-time first-team all-academic...as a senior in 2022 hit .495 with seven home runs, 15 doubles, and 38 RBIs...reached base at a clip of .564...as a junior in 2021 hit .456 with 10 doubles, 34 RBIs, and a .512 on-base percentage...named the La Cueva male science student of the year in 2022...also competed for the Albuquerque Baseball Academy.

2023 GAME-BY-GAME

Date	Opponent	Pos	AB	R	H	RBI	2B	3B	HR	BB	SB	CS	HBP	SAC	SF	GDP	K	PO	A	E	Avg
2/24/2023	NORTHERN COLORA	ph/2b	2	2	1	0	0	0	0	0	0	0	0	1	0	0	0	1	3	0	.500
2/25/2023	NORTHERN COLORA	ph/2b	1	0	0	0	0	0	0	0	0	0	0	0	0	0	1	0	0	0	.333
3/4/2023	ST. BONAVENTURE-1	ph	1	0	0	0	0	0	0	0	0	0	0	0	0	0	0	0	0	0	.250
3/4/2023	ST. BONAVENTURE-2	ph/2b	1	0	0	0	0	0	0	0	0	0	0	0	0	0	1	1	0	0	.200
4/8/2023	SAN JOSE STATE	pr/2b	1	0	0	0	0	0	0	0	0	0	0	0	0	0	0	0	1	1	.167
4/11/2023	CSU PUEBLO	pr/dh	0	0	0	0	0	0	0	0	0	0	0	0	0	0	0	0	0	0	.167
4/12/2023	CSU PUEBLO	pr	0	0	0	0	0	0	0	0	0	0	0	0	0	0	0	0	0	0	.167
5/16/2023	at New Mexico State	ph/ss	1	0	0	0	0	0	0	0	0	0	0	0	0	0	0	0	0	0	.143
Totals		Ogs	7	2	1	0	0	0	0	0	0	0	0	1	0	0	2	2	4	1	.143

CAREER SUMMARY

Year	avg	gp-gs	ab	r	h	2b	3b	hr	rbi	tb	slg%	bb	hbp	so	gdp	ob%	sf	sh	sb-att	po	a	e	fld%
2023	.143	8-0	7	2	1	0	0	0	0	1	.143	0	1	2	0	.250	0	0	0-0	2	4	1	.857
TOTAL	.143	8-0	7	2	1	0	0	0	0	1	.143	0	1	2	0	.250	0	0	0-0	2	4	1	.857



KHALIL WALKER

OF • 5-10 • JR.
Mansfield, Texas • Timberview HS

15

2022-23 (FRESHMAN/SOPHOMORE, EASTERN ARIZONA COLLEGE): First Team All ACCAC 2022 & 2023. Second Team NJCAA All Region 2022 & 2023. Arizona NJCAA Gold Glove 2022 & 2023.

MANSFIELD TIMBERVIEW HS (CLASS OF 2021): District 5-5A Offensive MVP following 2021 season... graduated that spring.



CRISTIAN MOGEN

INF/RHP • 6-0 • FR.
Peoria, Ariz. • Centennial HS

17

CENTENNIAL HS (CLASS OF 2023): 1st Team All-Region, 1st Team All-State ... Led a 22-win Centennial team with .462 batting average, 40 runs scored, 37 hits, 30 RBI to go with a 7-2 record and 1.52 ERA on the mound.



JUSTIN STILL

LHP • 6-3 • JR.
Chandler, Ariz. • Perry HS

19

2023 (SOPHOMORE): In second season with the Lobos pitched in 17 games out of the bullpen...posted an ERA of 5.91 across 21 1/3 innings pitched...totaled 20 strikeouts and limited the opposition to a batting average of .268...posted a scoreless inning streak of 7.0 from season debut on Feb. 20-March 28, a span of six consecutive scoreless outings...had a season-high five strikeouts in final outing of the year on May 13 vs. Nevada...allowed no runs in 10 of 17 appearances overall...threw a season-high 42 pitches on Feb. 20 vs. Minnesota...threw a season-high 2 1/3 innings on April 12 vs. CSU Pueblo.

2022 (FRESHMAN): As a true freshman saw action in 13 games and made five starts on the hill...totaled 30 innings and had 33 strikeouts against 18 walks...earned first collegiate win on March 19 at Wichita State...had a season-high six strikeouts on May 15 at California...academic all-conference selection...named a Mountain West Scholar Athlete.

PERRY HS (CLASS OF 2021): Two-time pitcher of the year – in 2019 and 2021...as a senior totaled 47 strikeouts on the season...broke his school record for strikeouts-per-9 innings.

2023 GAME-BY-GAME

Date	Opponent	GS	IP	H	R	ER	BB	SO	2B	3B	HR	WP	BK	HBP	IBB	Score	W-L	Sv	ERA	NP
2/20/2023	vs Minnesota		2.0	1	0	0	2	2	0	0	0	0	0	0	0	4-3	0-0	0	0.00	42
3/7/2023	at Texas Tech		1.2	0	0	0	2	1	0	0	0	0	0	0	0	3-6	0-0	0	0.00	21
3/10/2023	AIR FORCE		0.1	1	0	0	0	1	0	0	0	0	0	0	0	7-9	0-0	0	0.00	6
3/11/2023	AIR FORCE		0.2	0	0	0	1	1	0	0	0	0	0	0	0	15-0	0-0	0	0.00	14
3/19/2023	at Fresno State		1.0	1	0	0	1	1	0	0	0	0	0	0	0	7-2	0-0	0	0.00	21
3/21/2023	NEW MEXICO STATE		1.0	1	0	0	1	1	0	0	0	0	0	0	0	0-2	0-0	0	0.00	24
3/28/2023	TEXAS TECH		2.0	1	1	1	1	1	0	0	0	1	0	0	0	11-10	0-0	0	1.04	29
4/1/2023	SAN DIEGO STATE		0.1	0	0	0	0	1	0	0	0	0	0	0	0	1-3	0-0	0	1.00	4
4/2/2023	SAN DIEGO STATE		0.0	4	4	4	0	0	1	0	0	0	0	0	0	7-19	0-0	0	5.00	10
4/8/2023	SAN JOSE STATE		1.1	3	3	3	3	1	1	1	0	0	0	1	0	3-14	0-0	0	6.97	36
4/12/2023	CSU PUEBLO		2.1	1	0	0	1	1	1	0	0	0	0	0	0	6-8	0-0	0	5.68	30
4/23/2023	at Air Force-1		2.0	2	1	1	0	2	1	0	0	0	0	0	0	12-1	0-0	0	5.52	22
4/25/2023	at Arizona		1.1	1	1	1	0	1	1	0	0	0	0	0	0	8-11	0-0	0	5.62	17
4/30/2023	FRESNO STATE		2.0	3	2	2	2	1	0	0	0	0	0	0	0	6-5	0-0	0	6.00	40
5/6/2023	at UNLV		1.0	0	0	0	1	0	0	0	0	0	0	1	1	5-7	0-0	0	5.68	10
5/7/2023	at UNLV		0.1	0	0	0	0	0	0	0	0	0	0	2	0	3-8	0-0	0	5.59	7
5/13/2023	NEVADA		2.0	3	2	2	1	5	0	0	1	0	0	0	0	6-8	0-1	0	5.91	41
Totals		0	21.1	22	14	14	16	20	5	1	1	1	0	4	1	104-116	0-1	0	5.91	-

CAREER SUMMARY

Year	era	w-l	app	qs	cq	sho	sv	ip	h	r	er	bb	so	2b	3b	hr	bf	bavg	wp	hbp	bk	sfa	sha
2022	10.20	1-4	13	5	0	0/0	0	30.0	48	40	34	18	33	10	2	10	163	.361	7	9	0	0	3
2023	5.91	0-1	17	0	0	0/1	0	21.1	22	14	14	16	20	5	1	1	105	.268	1	4	0	1	2
TOTAL	8.42	1-5	30	5	0	0/1	0	51.1	70	54	48	34	53	15	3	11	268	.326	8	13	0	1	5



JAKE HOLLAND

C • 6-4 • SR.
Orlando, Fla. • Montverde Academy

18

2023 (JUNIOR): In first season with the Lobos earned mention on the Buster Posey National Collegiate Catcher of the Year Award watch list...started 34 games and played in 41 behind the plate...ranked third on the team and fifth in the conference with 12 home runs...ranked third on the team and fifth in the conference with a slugging percentage of .633...reached base at a clip of .371...hit a walk-off home run on March 28 vs. Texas Tech...hit two home runs on March 3 vs. St. Bonaventure and again on April 23 at Air Force...added seven doubles and a triple among 50 hits...totaled 39 RBIs and 29 runs scored...batted .333 on the season...defensively committed just two errors in 245 chances for a fielding percentage of .992...had a season-high three hits on four occasions...had a season-high five RBIs and nine total bases on March 3 vs. St. Bonaventure...had a season-high 13 putouts on Feb. 17 vs. Oregon State...had a season-high three assists on April 30 vs. Fresno State.

2022 (SOPHOMORE, CHIPOLA COLLEGE): As a sophomore played in 32 games primarily as a catcher...tallied six home runs and 17 RBIs...slashed .221/.257/.442...posted a .976 fielding percentage in 208 chances...drove in a season-high five runs on Jan. 28 against College of Central Florida.

2021 (FRESHMAN, GEORGIA TECH): Played in 15 games, making eight starts in second season in the program...had one home run and six RBIs in 38 at-bats...hit first collegiate home run on Feb. 19 against Eastern Kentucky...had a season-high two hits on Feb. 28 at NC State...committed just two errors in 47 defensive chances.

2020 (COVID FRESHMAN, GEORGIA TECH): Appeared in 15 games, making 14 starts at catcher in the shortened 2020 season ... Finished with six hits, three doubles and three RBI on the year ... Drew three walks ... Recorded a .978 fielding percentage behind the dish ... Caught four would-be base thieves ... Finished the year hitting .158 ... Was a part of the first all-freshmen Opening Day battery in Georgia Tech history on Feb. 14 against St. Peter's with Zach Maxwell ... Had two crucial hits, including a double, in the come-from-behind win at Georgia Southern (Feb. 18) ... Recorded a hit and a walk against then-No. 4 Georgia (Feb. 28) ... Also recorded an RBI single against then-No. 14 Auburn (March 10) to close the season...ACC academic honor roll selection.

2023 GAME-BY-GAME

Date	Opponent	Pos	AB	R	H	RBI	2B	3B	HR	BB	SB	CS	HBP	SAC	SF	GDP	K	PO	A	E	Avq
2/17/2023	vs Oregon State	*c	5	2	3	0	0	0	0	0	0	0	0	0	0	0	1	13	0	0	.600
2/19/2023	vs Oregon State	*c	4	0	1	0	0	0	0	0	0	0	0	0	0	0	0	8	1	0	.444
2/20/2023	vs Minnesota	ph	0	0	0	0	0	0	0	1	0	0	0	0	0	0	0	0	0	0	.444
2/24/2023	NORTHERN COLORA	*c	3	2	1	1	0	0	1	1	0	0	0	0	0	0	1	8	0	0	.417
2/25/2023	NORTHERN COLORA	*c	4	0	2	4	0	0	0	0	0	0	0	0	0	0	0	5	1	0	.438
3/3/2023	ST. BONAVENTURE	*c	5	2	3	5	0	0	2	0	0	0	0	0	0	0	0	6	0	0	.476
3/4/2023	ST. BONAVENTURE-1	*dh	5	1	1	2	0	0	1	0	0	0	0	0	0	0	3	0	0	0	.423
3/4/2023	ST. BONAVENTURE-2	*c	4	1	2	2	1	0	0	0	0	0	0	0	0	0	0	2	0	0	.433
3/7/2023	at Texas Tech	*c	4	0	1	0	0	0	0	0	0	0	0	0	0	0	0	5	0	0	.412
3/10/2023	AIR FORCE	*c	4	1	2	3	1	0	1	1	0	0	0	0	0	0	1	5	0	0	.421
3/12/2023	AIR FORCE	*c	5	0	2	2	0	0	0	0	0	0	0	0	0	0	1	8	0	0	.419
3/14/2023	at Grand Canyon	*c	3	0	0	0	0	0	0	1	0	0	0	0	0	0	2	7	1	0	.391
3/17/2023	at Fresno State	*c	4	0	2	1	0	0	0	0	0	0	0	0	0	0	0	5	1	0	.400
3/19/2023	at Fresno State	*c	4	1	1	0	0	0	0	0	0	0	0	0	0	0	1	5	2	0	.389
3/21/2023	NEW MEXICO STATE	ph	1	0	0	0	0	0	0	0	0	0	0	0	0	0	1	0	0	0	.382
3/24/2023	at Nevada	*c	5	1	2	1	0	0	0	0	0	0	0	0	0	0	0	5	0	0	.383
3/28/2023	TEXAS TECH	*c	5	2	2	2	0	0	1	0	0	0	0	0	0	0	3	5	0	0	.385
3/31/2023	SAN DIEGO STATE	*c	4	0	1	0	0	0	0	0	0	0	0	0	0	0	0	7	1	0	.377
4/1/2023	SAN DIEGO STATE	ph	1	0	0	0	0	0	0	0	0	0	0	0	0	0	0	0	0	0	.371
4/2/2023	SAN DIEGO STATE	*c	4	2	1	0	0	0	0	0	0	0	0	0	0	0	1	6	0	1	.365
4/6/2023	SAN JOSE STATE	*c	5	1	1	2	0	0	1	0	0	0	0	0	0	0	0	10	1	0	.354
4/7/2023	SAN JOSE STATE	*dh	4	1	2	0	0	0	0	0	0	0	0	0	0	0	0	0	0	0	.361
4/8/2023	SAN JOSE STATE	*c	4	0	1	1	0	0	0	0	0	0	0	0	0	0	1	11	2	0	.356
4/11/2023	CSU PUEBLO	ph	1	0	0	0	0	0	0	0	0	0	0	0	0	0	0	0	0	0	.352
4/12/2023	CSU PUEBLO	*c	4	1	1	1	0	0	1	1	0	0	0	0	0	0	2	5	0	0	.348
4/18/2023	at New Mexico State	*c	4	1	2	2	0	1	0	0	0	0	0	0	0	0	1	8	0	0	.354
4/21/2023	at Air Force	*c	3	0	1	0	0	0	0	0	0	0	0	0	0	0	1	3	2	0	.354
4/23/2023	at Air Force-2	*c	4	2	2	4	0	0	2	0	0	0	0	0	0	0	1	4	0	0	.359
4/25/2023	at Arizona	*c	4	2	2	3	1	0	1	0	0	0	0	0	0	0	1	5	1	0	.364
4/28/2023	FRESNO STATE	*c	4	2	3	0	1	0	0	1	0	0	0	0	0	0	0	4	0	0	.378
4/30/2023	FRESNO STATE	*c	5	1	1	2	0	0	1	0	0	0	0	0	0	0	1	8	3	1	.371
5/5/2023	at UNLV	*c	6	2	1	1	0	0	0	0	0	0	0	0	0	0	3	8	1	0	.361
5/6/2023	at UNLV	ph/c	1	0	0	0	0	0	0	0	0	0	0	0	0	0	1	0	0	0	.358
5/7/2023	at UNLV	*c	3	0	1	0	0	0	0	1	0	0	0	0	0	0	0	8	2	0	.357
5/12/2023	NEVADA-1	*c	5	0	0	0	0	0	0	0	0	0	0	0	0	0	1	8	1	0	.344
5/12/2023	NEVADA-2	pr/c	4	0	1	0	1	0	0	0	0	0	0	0	0	0	2	6	1	0	.341
5/13/2023	NEVADA	*c	4	0	1	0	1	0	0	0	0	0	0	0	0	0	1	8	1	0	.338
5/14/2023	NEVADA	*c	4	1	3	0	1	0	0	0	0	0	0	0	0	0	0	5	1	0	.350
5/18/2023	at San Diego State	*c	4	0	0	0	0	0	0	0	0	0	0	0	0	0	0	12	1	0	.340
5/19/2023	at San Diego State	ph	1	0	0	0	0	0	0	0	0	0	0	0	0	0	0	0	0	0	.338
5/20/2023	at San Diego State	*c	2	0	0	0	0	0	0	1	0	0	1	0	0	0	1	5	1	0	.333
Totals		34gs	150	29	50	39	7	1	12	8	0	0	1	0	0	1	32	218	25	2	.333

CAREER SUMMARY

Year	avg	gp-gs	ab	r	h	2b	3b	hr	rbi	tb	slg%	bb	hbp	so	gdp	ob%	sf	sh	sb-att	po	a	e	fld%
2020*	.158	15-14	38	2	6	3	0	0	3	9	.237	3	1	19	1	.233	1	0	0-0	125	6	3	.978
2021*	.158	15-8	38	4	6	1	1	1	6	12	.316	4	0	17	1	.238	0	0	0-0	47	4	2	.962
2022*	.221	32-32	95	14	21	3	0	6	17	42	.442	5	0	35	3	.257	1	1	0-0	201	2	5	.976
2023	.333	41-34	150	29	50	7	1	12	39	95	.633	8	1	32	1	.371	0	0	0-0	218	25	2	.992
TOTAL	.333	41-34	150	29	50	7	1	12	39	95	.633	8	1	32	1	.371	0	0	0-0	218	25	2	.992
All*	.259	103-88	321	49	83	14	2	19	65	158	.492	20	2	103	6	.304	2	1	0-0	591	37	12	.981



LUKE BANISTER

C • 5-10 • JR.
Round Rock, Texas • Hutto HS

20

2023 (SOPHOMORE, CLEVELAND CC): Had a breakout year at Cleveland College, batting .314 with twice as many RBI (18) as strikeouts (9) ... hit five doubles and three triples ... drew 12 walks.

2022 (FRESHMAN, TEMPLE COLLEGE): Appeared in 36 games in his first collegiate season, driving in four runs on nine hits with two doubles.

2021 (FRESHMAN, BLINN COLLEGE): Redshirted.

HUTTO HS (CLASS OF 2020): Three-year letter winner for Coach Jay Elmore at Hutto High School... Newcomer of the Year Sophomore year... First Team All-District Catcher Junior year... AP Scholar Senior year... helped team reach second round of playoffs Junior year... Ranked 16th best catcher in the state 123rd nationally on PerfectGame... played summer ball for MVP Baseball



BEN BAKER-LIVINGSTON

RHP • 6-2 • JR.
Richardson, Texas • Plano East HS

22

2023 (SOPHOMORE): In second season with the Lobos pitched in 10 games including four starts... totaled 24 innings... threw a season-high five innings on March 21 vs. New Mexico State, allowing one run on four hits... had a season-high three strikeouts on March 14 at Grand Canyon... had a career-high five assists on April 12 vs. CSU Pueblo.

2022 (FRESHMAN): Pitched in 12 games as a true freshman, earning a pair of starts... logged 22 2/3 innings with a 10.72 ERA... had 18 strikeouts against 11 walks... earned two wins on the season... earned first collegiate win on May 10 against New Mexico State, and had a season-high five strikeouts in the game... was twice named the Mountain West Freshman of the Week... threw a season-best five innings on May 17 against New Mexico State... had a pair of shutout performances on the season... allowed just one home run... named academic all-conference... named a Mountain West Scholar Athlete.

PLANO EAST HS (CLASS OF 2021): Graduated in the spring of 2021... three-time academic all-district selection... first-team all-district outfielder in 2021.

2023 GAME-BY-GAME

Date	Opponent	GS	IP	H	R	ER	BB	SO	2B	3B	HR	WP	BK	HBP	IBB	Score	W-L	Sv	ERA	NP
2/19/2023	vs Oregon State		0.0	3	4	4	1	0	2	0	0	0	0	0	0	6-14	0-0	0	999.00	14
2/24/2023	NORTHERN COLORADO		3.0	4	1	1	0	2	0	0	0	0	0	1	0	30-1	0-0	0	15.00	34
3/5/2023	ST. BONAVENTURE		0.2	2	0	0	0	0	0	0	0	0	0	0	0	16-6	0-0	0	12.27	12
3/14/2023	at Grand Canyon		3.0	3	3	3	1	3	1	0	1	1	0	0	0	8-11	0-1	0	10.80	45
3/21/2023	NEW MEXICO STATE	*	5.0	4	1	1	2	1	0	0	0	0	0	0	0	0-2	0-2	0	6.94	78
3/28/2023	TEXAS TECH		2.0	3	3	2	1	0	0	0	0	0	0	0	0	11-10	0-2	0	7.24	39
4/7/2023	SAN JOSE STATE		1.1	3	2	2	2	0	2	0	0	0	0	0	0	3-8	0-2	0	7.80	32
4/12/2023	CSU PUEBLO	*	4.0	8	4	4	1	2	3	0	0	0	0	0	0	6-8	0-3	0	8.05	57
5/2/2023	NEW MEXICO STATE	*	3.0	5	3	3	1	1	1	0	0	2	0	0	0	14-6	0-3	0	8.18	39
5/16/2023	at New Mexico State	*	2.0	5	3	3	1	1	3	0	0	0	0	0	0	0-8	0-4	0	8.62	44
Totals		4	24.0	40	24	23	10	10	12	0	1	3	0	1	0	94-74	0-4	0	8.62	-

CAREER SUMMARY

Year	era	w-l	app	gs	cq	sho	sv	ip	h	r	er	bb	so	2b	3b	hr	bf	bavg	wp	hbp	bk	sfa	sha
2022	10.72	2-1	12	2	0	0/0	0	22.2	41	27	27	11	18	6	5	1	120	.394	8	3	0	2	0
2023	8.62	0-4	10	4	0	0/0	0	24.0	40	24	23	10	10	12	0	1	122	.374	3	1	0	1	3
TOTAL	9.64	2-5	22	6	0	0/0	0	46.2	81	51	50	21	28	18	5	2	242	.384	11	4	0	3	3



LUKE WISEMAN

RHP • 6-0 • JR.
Wylie, Texas • Wylie HS

25

2022-23 (FRESHMAN/SOPHOMORE, ODESSA COLLEGE): Named to 2023 WJCAC All-Conference and All-Academic teams for Odessa College ... Made 21 appearances with one start in the 2023 season for a total of 37.1 IP ... Struck out 53 in that span while picking up one win and one save ... Finished the season with a 3.71 ERA.

WYLIE HS (CLASS OF 2021): 2021 District 9-6A MVP, 0.71 ERA in Senior year of highschool.



JAREN JACKSON

LHP • 6-3 • SR.
Albuquerque, N.M. • Cleveland HS

23

2023 (JUNIOR): In debut season with the Lobos pitched in 12 games and made eight starts...ranked fourth on the team with 44 2/3 innings pitched...struck out 32 hitters against 12 walks...had a season-high six strikeouts in a five-inning shutout performance at New Mexico State on April 18...allowed three or fewer earned runs in 7 of 12 appearances including his last four outings of the season...earned first win as a Lobo on March 4 vs. St. Bonaventure...earned first collegiate save on April 29 vs. Fresno State...threw a season-high 101 pitches on May 14 vs. Nevada, across 6 2/3 shutout innings.

2022 (SOPHOMORE, PIMA CC): Second-team all-ACCAC pitcher...made 13 starts on the mound as a sophomore...earned six wins and tossed three complete games...logged 65 2/3 innings while striking out 58 to go against 22 free passes...notched a 2.88 ERA...had a season-high eight strikeouts on Feb. 19 against Community Christian.

2021 (FRESHMAN, PIMA CC): Made 12 starts in second collegiate season...earned seven victories...logged 65 1/3 innings, striking out 67 and walking just 22...threw a season-high seven innings on three occasions...had a season-high 10 strikeouts on Feb. 23 at Paradise Valley CC.

2020 (COVID FRESHMAN, PIMA CC): Made five starts during the coronavirus-shortened 2020 season...earned two wins and notched a 5.79 ERA...logged 23 1/3 innings...struck out 23 hitters while allowing just 10 walks...earned first collegiate win in first collegiate start, on Jan. 31

against Colorado Northwestern CC...had a season-high seven strikeouts in the victory.

CLEVELAND HS (CLASS OF 2019): First-team all-state pitcher as a senior in 2019...first-team all-state first baseman as a junior in 2018...also competed in football...graduated in the spring of 2019.

2023 GAME-BY-GAME

Date	Opponent	GS	IP	H	R	ER	BB	SO	2B	3B	HR	WP	BK	HBP	IBB	Score	W-L	Sv	ERA	NP
2/20/2023	vs Minnesota	*	5.0	7	1	1	1	3	2	0	0	0	0	0	0	4-3	0-0	0	1.80	95
3/4/2023	ST. BONAVENTURE-2	*	6.0	3	3	2	1	4	1	0	1	0	0	0	0	20-3	1-0	0	2.45	87
3/14/2023	at Grand Canyon	*	3.0	7	7	7	2	3	2	0	0	0	0	0	0	8-11	1-0	0	6.43	71
3/18/2023	at Fresno State	*	1.0	2	3	3	0	1	1	0	0	0	0	2	0	8-9	1-0	0	7.80	30
3/28/2023	TEXAS TECH	*	4.0	11	6	6	0	3	4	0	1	0	0	0	0	11-10	1-0	0	9.00	81
4/11/2023	CSU PUEBLO	*	7.0	8	6	6	1	4	3	2	0	0	0	0	0	8-7	1-0	0	8.65	82
4/18/2023	at New Mexico State	*	5.0	5	0	0	1	6	1	0	0	0	0	0	0	13-0	2-0	0	7.26	80
4/25/2023	at Arizona	*	1.1	8	8	8	0	0	1	1	0	0	0	0	0	8-11	2-1	0	9.19	44
4/29/2023	FRESNO STATE	*	3.0	1	0	0	1	2	1	0	0	0	0	0	0	17-7	2-1	1	8.41	40
5/6/2023	at UNLV	*	1.1	2	1	1	0	0	0	0	0	0	0	0	0	5-7	2-1	1	8.35	15
5/14/2023	NEVADA	*	6.2	4	0	0	3	5	1	0	0	0	0	1	0	7-3	3-1	1	7.06	101
5/20/2023	at San Diego State	*	1.1	3	3	3	2	1	0	1	0	1	0	0	0	6-8	3-2	1	7.46	47
Totals		8	44.2	61	38	37	12	32	17	4	2	1	0	3	0	115-79	3-2	1	7.46	-

CAREER SUMMARY

Year	era	w-l	app	gs	cq	sho	sv	ip	h	r	er	bb	so	2b	3b	hr	bf	bavg	wp	hbp	bk	sfa	sha
2020*	5.79	2-1	5	5	0	0/0	0	23.1	25	18	15	10	23	0	0	0	0	99.000	2	3	0	0	0
2021*	6.20	7-2	12	12	0	0/0	0	65.1	76	55	45	22	67	0	0	5	0	99.000	4	2	0	0	0
2022*	2.88	6-2	13	13	3	2/0	0	65.2	61	29	21	22	58	0	0	0	0	99.000	2	3	0	0	0
2023	7.46	3-2	12	8	0	0/1	1	44.2	61	38	37	12	32	17	4	2	210	.318	1	3	0	2	1
TOTAL	7.46	3-2	12	8	0	0/1	1	44.2	61	38	37	12	32	17	4	2	210	.318	1	3	0	2	1
All*	5.34	18-7	42	38	3	2/1	1	199.0	223	140	118	66	180	17	4	7	210	1.161	9	11	0	2	1



LUKE MANSY

INF/OF • 5-10 • SO.
San Diego, Calif. • St. Augustine

26

2023 (FRESHMAN): Appeared in 43 games for Grossmont in 2023, batting .297 on the season while racking up 31 RBI ... Finished the season with almost twice as many walks (30) as K's (16) ... Hit nine doubles, two triples and three homers, getting on base at a .415 clip.

2022 (REDSHIRT FRESHMAN, SANTA CLARA): Did not play.

ST. AUGUSTINE HS (CLASS OF 2021): A 2021 graduate of St. Augustine High School in San Diego ... four-year varsity starter for the Saints.



DAVID LOPEZ

RHP • 6-2 • JR.
Mission, Texas • Sharyland Pioneer

27

2023 (SOPHOMORE, WHARTON COUNTY JC): In second season with WCJC, pitching 57.0 innings over 13 appearances -- 10 starts ... Finished the season with a 4-2 record and one save, striking out 51 while posting a 1.42 WHIP and 5.37 ERA

2022 (FRESHMAN, WHARTON COUNTY JC): As a true freshman saw action in 18 games, starting 9 ... Pitched 42.2 innings, posting a 2-4 record with one save ... struck out 37 (7.80 K/9) and finished the season with a 6.96 ERA.

SHARYLAND PIONEER HS (CLASS OF 2021): Finished third place in the State of Texas ULA ... Represented his birth country of Mexico at the 11U level in 2014 before representing the USA at the 16U level in 2018.



KYLE SMITH

C • 6-0 • SR.
Wilmington, N.C. • New Hanover HS

24

2023 (JUNIOR): In second season with the Lobos played in 28 games while making 20 starts behind the plate...batted .271 in 70 at-bats...had three doubles, three triples, and five home runs on the way to a slugging percentage of .508...reached base at a clip of .388...totaled 13 RBIs and 17 runs scored...drew 16 walks and led the team with 10 hit by pitch against just 17 strikeouts...stole two bases in two attempts...posted a perfect 1.000 fielding percentage in 130 chances behind the plate...had a season-high three hits on April 23 at Air Force...had five multi-RBI games...had a season-high eight total bases on April 23 at Air Force...had a season-high nine putouts on two occasions...had a season-high two assists on five occasions...reached base in 18 consecutive games from Feb. 24-May 6...had a seven-game hitting streak...named a CSC academic all-district selection.

2022 (SOPHOMORE): In first season with the Lobos hit .286 with three home runs and 18 RBIs...suited up in 32 games and logged 63 at-bats...added three doubles and two triples for a slugging percentage of .540...had a season-high four hits and six RBIs on April 24 at UNLV...academic all-conference selection...named a Mountain West Scholar Athlete.

2021 (FRESHMAN, ST. JOHNS RIVER STATE COLLEGE): In second collegiate season played 49 games and hit .294 with four home runs and 28 RBIs...ranked second on the team with 15 doubles...was a perfect 4-for-4 in stolen base attempts...posted an OPS of .887...ranked second on the team with 36 runs scored...posted a .980 fielding percentage in a team-high 306 chances...had a season-high four RBIs on April 9 against Florida State College at Jacksonville.

NEW HANOVER HS (CLASS OF 2019): Helped team to back-to-back state championships in 2018 and 2019...graduated in the top-10 percent of his class in the spring of 2019...committed more than 80 volunteer hours.

2023 GAME-BY-GAME

Date	Opponent	Pos	AB	R	H	RBI	2B	3B	HR	BB	SB	CS	HBP	SAC	SF	GDP	K	PO	A	E	Avg
2/18/2023	vs UC Santa Barbara	*c	4	0	1	0	0	1	0	0	0	0	0	0	0	0	2	9	2	0	.250
2/19/2023	vs Oregon State	ph	0	0	0	0	0	0	0	0	0	0	1	0	0	0	0	0	0	0	.250
2/20/2023	vs Minnesota	*c	5	0	0	0	0	0	0	0	0	0	0	0	0	0	1	8	2	0	.111
2/24/2023	NORTHERN COLORA	ph/dh	2	0	1	0	0	0	0	1	0	0	0	0	0	0	1	0	0	0	.182
2/25/2023	NORTHERN COLORA	*c	4	0	1	2	0	0	0	1	0	0	0	0	0	0	2	9	2	0	.200
3/4/2023	ST. BONAVENTURE-1	*c	3	0	0	0	0	0	0	2	0	0	0	0	0	0	1	2	1	0	.167
3/4/2023	ST. BONAVENTURE-2	ph/1b	0	0	0	0	0	0	0	1	0	0	0	0	0	0	0	1	0	0	.167
3/5/2023	ST. BONAVENTURE	*c	3	2	1	2	0	0	1	1	0	0	0	0	0	0	0	5	0	0	.190
3/10/2023	AIR FORCE	c	0	0	0	0	0	0	0	0	0	0	0	0	0	0	0	1	0	0	.190
3/11/2023	AIR FORCE	*c	3	3	1	2	0	1	0	1	0	0	1	0	0	0	1	6	1	0	.208
3/18/2023	at Fresno State	*c	5	2	2	1	0	0	1	0	0	0	0	0	0	0	1	8	1	0	.241
3/21/2023	NEW MEXICO STATE	*c	3	0	2	0	1	0	0	1	1	0	0	0	0	0	0	4	0	0	.281
3/25/2023	at Nevada	*c	4	1	0	0	0	0	0	0	0	0	1	0	0	0	0	7	1	0	.250
4/1/2023	SAN DIEGO STATE	*c	2	0	0	0	0	0	0	2	0	0	0	0	0	0	2	8	2	0	.237
4/2/2023	SAN DIEGO STATE	*dh	3	0	0	0	0	0	0	0	0	0	1	0	0	0	2	0	0	0	.220
4/7/2023	SAN JOSE STATE	*c	3	1	1	0	0	0	0	0	0	0	1	0	0	0	0	1	2	0	.227
4/11/2023	CSU PUEBLO	*c	4	0	1	0	0	0	0	0	0	0	1	0	0	0	1	7	1	0	.229
4/18/2023	at New Mexico State	c	0	0	0	0	0	0	0	0	0	0	0	0	0	0	0	3	0	0	.229
4/21/2023	at Air Force	ph	1	1	1	0	1	0	0	0	0	0	0	0	0	0	0	0	0	0	.245
4/23/2023	at Air Force-1	*c	4	1	3	2	0	1	1	1	1	0	0	0	0	0	0	5	1	0	.283
4/29/2023	FRESNO STATE	*c	4	3	2	2	1	0	1	2	0	0	0	0	0	0	0	5	1	0	.298
4/30/2023	FRESNO STATE	ph/1b	1	1	1	1	0	0	0	1	0	0	0	0	0	0	0	2	0	0	.310
5/2/2023	NEW MEXICO STATE	*c	4	1	1	1	0	0	1	1	0	0	0	0	0	0	1	4	0	0	.306
5/6/2023	at UNLV	*c/1b	4	0	0	0	0	0	0	0	0	0	0	0	0	0	0	7	0	0	.288
5/12/2023	NEVADA-2	*c	0	0	0	0	0	0	0	0	0	0	1	0	0	0	0	0	0	0	.288
5/14/2023	NEVADA	ph	0	0	0	0	0	0	0	0	0	0	1	0	0	0	0	0	0	0	.288
5/16/2023	at New Mexico State	*c	1	0	0	0	0	0	0	0	0	0	2	0	0	0	0	6	1	0	.284
5/19/2023	at San Diego State	*c	3	1	0	0	0	0	0	1	0	0	0	0	0	0	2	4	0	0	.271
Totals		20gs	70	17	19	13	3	3	5	16	2	0	10	0	0	0	17	112	18	0	.271

CAREER SUMMARY

Year	avg	gp-gs	ab	r	h	2b	3b	hr	rbi	tb	slg%	bb	hbp	so	gdp	ob%	sf	sh	sb-att	po	a	e	fld%
2021*	.294	49-49	170	36	50	15	2	4	28	81	.476	16	19	41	1	.411	2	0	4-4	289	11	6	.980
2022	.286	32-10	63	10	18	3	2	3	18	34	.540	6	0	11	0	.348	0	0	0-0	39	2	1	.976
2023	.271	28-20	70	17	19	3	3	5	13	43	.614	16	10	17	0	.469	0	0	2-2	112	18	0	1.000
TOTAL	.278	60-30	133	27	37	6	5	8	31	77	.579	22	10	28	0	.418	0	0	2-2	151	20	1	.994
All*	.287	109-79	303	63	87	21	7	12	59	158	.521	38	29	69	1	.414	2	0	6-6	440	31	7	.985



WYATT HARDY

RHP • 6-2 • JR.
Parker, Colo. • Valor Christian

29

2023 (SOPHOMORE, PIMA CC): Made 20 appearances for a total of 27.1 IP on the season ... Accumulated a 3-0 record with one save, striking out 26 while finishing with a 1.43 WHIP and 5.93 ERA.

2022 (FRESHMAN, WASHBURN UNIVERSITY): Pitched 18 1/3 innings in 10 games and made two starts on the mound ... finished the season with a 1-3 record and 13 strikeouts ... earned first win against Oklahoma Baptist (Feb. 13) and allowed one run on two hits and zero walks in two innings of work while striking out two ... recorded a season-high four strikeouts in 2 2/3 frames against No. 4 Central Missouri in the MIAA Tournament (May 14) ... named to MIAA Academic Honor Roll.

VALOR CHRISTIAN (CLASS OF 2021): Tossed two no-hitters in his freshman season ... led the team in wins and strikeouts as a freshman and sophomore ... did not have a high school season his junior year due to the COVID-19 pandemic ... played on a club team, the Slammers, and received multiple national awards and recognition through Perfect Game ... as a senior, was named second team all-conference and helped the team advance to the state championship, finishing as the runner-up.



REED SPENRATH

1B • 6-5 • SR.
El Campo, Texas • El Campo HS

30

2023 (JUNIOR): First-team all-conference selection in first season with the Lobos...led the team and ranked second in the conference with 19 home runs...ranked second on the team and third in the conference with a slugging percentage off .716...ranked third in the conference with an OPS of 1.133...led the team and ranked second in the conference with 65 RBIs...led the team and ranked third in the conference with 54 runs scored...started 50 of 51 games...made 36 starts at first base and 14 in right field...batted .321 while reaching base at a clip of .421...home run total was tied for sixth highest in UNM single-season history...was a perfect 3-for-3 in stolen base attempts...defensively in 378 chances committed just two errors for a fielding percentage of .995...helped the Lobos turn 32 double plays...had a season-high four hits on April 6 and April 8 vs. San Jose State...scored a season-high four runs on March 3 vs. St. Bonaventure...had a season-high six RBIs on Feb. 24 vs. Northern Colorado and on April 6 vs. San Jose State...hit three home runs vs. Northern Colorado on Feb. 24, racking up a season-high 12 total bases in the game...had a season-high 15 putouts on March 21 vs. New Mexico State...had a season-high two assists on two occasions...homered in three consecutive games from May 2-6...had 16 multi-hit games and 18 multi-RBI games.

2022 (SOPHOMORE, TCU): Started 25 games as part of 32 appearances on the season...made 21 starts as the designated hitter and four at first base...hit .209 on the year with a .374 slugging percentage and a .318 on-base percentage...totaled 19 hits, three of which were doubles and four were home runs...tallied 13 RBIs, six of which came with two outs...recorded a hit in 15 games and reached safely in 32...collected three multi-hit games and two multiple-RBI contests...

made season debut on Feb. 20 against Houston...went 2-for-4 with four RBIs against the Cougars...was 1-for-2 with an RBI in the win over Stephen F. Austin...started all three games against Nebraska (Feb. 25-27)...collected two hits in the series with a double and an RBI...had a double in a start against Army (March 12)...connected on first home run of the season off the bench at UT Arlington (April 5)...hit safely in both starts at Texas (April 9-10)...homered in start at Dallas Baptist (April 12)...went 3-for-5 with a home run and 2 RBIs in the series finale against Texas Tech (April 16)...went 2-for-4 with an RBI in a win over UT Arlington (April 19)...started all three games of the Oklahoma State series (April 22-24)...homered in the series finale against the Cowboys (April 24)...tallied a hit in each of the last two games against Oklahoma (May 7-8)...drew three walks and scored twice as a pinch hitter at Kansas (May 14)...drew six walks in his final four appearances of the season.

2020-21 (FRESHMAN, CISCO COLLEGE): Played two seasons at Cisco College...was a third-team JUCO All-American as a sophomore...earned first-team all-region honors in 2021...tabbed an all-conference performer...earned NJCAC Baseball Player of the Week honors (May 2-8, 2021)...played in 68 games as a sophomore...hit .423 as a sophomore with 16 home runs and 84 RBIs...in a shortened 2020 campaign, hit .479 with seven home runs and 38 RBIs.

2019 (REDSHIRT FRESHMAN, TEXAS A&M): Did not compete.

EL CAMPO HS (CLASS OF 2018): Four-year letterwinner at El Campo High School...earned Rawlings/Perfect Game All-American Honorable Mention and Rawlings/Perfect Game Texas All-Region Honorable Mention in 2018...named Collin Street Bakery/Texas Sports Writers Association Class 4A All-State Honorable Mention in 2016 and '17...batted .385 with 17 extra-base hits and 31 RBI as a junior...hit .380 with 36 runs, seven doubles, two triples, six home runs and 41 RBI as a sophomore...selected for the Victoria Advocate All-Area Second team in 2017 (1B) and 2018 (DH)...tabbed All-District 27-4A Second Team in 2016 and All-District 26-4A in 2017 and '18...earned District 27-4A Newcomer of the year in 2015...picked up District 26-4 All-Academic First Team as a junior and senior.

2023 GAME-BY-GAME

Date	Opponent	Pos	AB	R	H	RBI	2B	3B	HR	BB	SB	CS	HBP	SAC	SF	GDP	K	PO	A	E	Avg
2/17/2023	vs Oregon State	*1b	5	0	1	1	1	0	0	0	0	0	0	0	0	0	2	6	0	0	.200
2/18/2023	vs UC Santa Barbara	*1b	4	0	0	0	0	0	0	0	0	0	0	0	0	0	3	7	0	0	.111
2/19/2023	vs Oregon State	*1b	4	1	1	1	1	0	0	0	0	0	0	0	0	0	1	5	0	0	.154
2/20/2023	vs Minnesota	*1b	5	0	0	0	0	0	0	0	0	0	0	0	0	0	3	12	0	0	.111
2/24/2023	NORTHERN COLORA	*1b	4	3	3	6	0	0	3	0	0	0	0	0	0	0	1	4	1	0	.227
2/25/2023	NORTHERN COLORA	*1b	2	1	0	0	0	0	0	3	1	0	0	0	0	0	0	8	1	0	.208
2/25/2023	NORTHERN COLORA	*1b	2	2	1	0	0	0	0	3	0	0	0	0	0	0	1	7	0	0	.231
3/3/2023	ST. BONAVENTURE	*1b	3	4	3	3	1	0	1	2	0	0	0	0	0	0	0	12	1	0	.310
3/4/2023	ST. BONAVENTURE-1	*1b	1	1	0	1	0	0	0	3	0	0	0	0	1	0	0	13	0	0	.300
3/4/2023	ST. BONAVENTURE-2	*1b	3	1	0	0	0	0	0	1	0	0	0	0	0	0	1	7	0	0	.273
3/5/2023	ST. BONAVENTURE	*1b	2	2	1	2	1	0	0	1	1	0	0	0	0	0	1	3	0	0	.286
3/7/2023	at Texas Tech	*1b	4	0	0	0	0	0	0	0	0	0	1	0	0	1	0	11	0	0	.256
3/10/2023	AIR FORCE	*1b	5	3	3	2	1	0	1	0	0	0	0	0	0	0	1	11	1	0	.295
3/11/2023	AIR FORCE	*1b	4	1	1	1	0	0	0	1	0	0	0	0	0	0	2	13	1	0	.292
3/12/2023	AIR FORCE	*1b	4	2	2	2	0	0	1	1	0	0	0	0	0	0	1	11	0	0	.308
3/14/2023	at Grand Canyon	*1b	4	1	1	4	0	0	1	0	0	0	0	0	0	0	2	7	0	0	.304
3/17/2023	at Fresno State	*1b	3	0	0	0	0	0	0	1	0	0	0	0	0	0	2	8	1	0	.288
3/18/2023	at Fresno State	*1b	3	1	1	0	0	0	0	2	0	0	0	0	0	0	2	6	1	0	.290
3/19/2023	at Fresno State	*1b	4	0	0	0	0	0	0	0	0	0	0	0	0	0	4	12	1	0	.273
3/21/2023	NEW MEXICO STATE	*1b	3	0	0	0	0	0	0	1	0	0	0	0	0	0	3	15	0	0	.261
3/24/2023	at Nevada	*1b	4	0	0	0	0	0	0	1	0	0	0	0	0	0	1	8	1	0	.247
3/25/2023	at Nevada	*1b	5	2	3	1	0	0	1	0	0	0	0	0	0	0	1	11	0	0	.269
3/28/2023	TEXAS TECH	*1b	5	1	2	1	0	0	0	0	0	0	0	0	0	0	2	14	1	0	.277
3/31/2023	SAN DIEGO STATE	*1b	4	0	0	0	0	0	0	0	0	0	0	0	0	0	3	10	1	1	.264
4/1/2023	SAN DIEGO STATE	*1b	4	0	0	0	0	0	0	0	0	0	0	0	0	0	3	13	0	0	.253
4/6/2023	SAN JOSE STATE	*1b	5	3	4	6	2	0	1	0	0	0	0	0	0	0	0	7	1	0	.281
4/7/2023	SAN JOSE STATE	*1b	3	0	1	0	0	0	0	1	0	0	0	0	0	0	2	12	2	0	.283
4/8/2023	SAN JOSE STATE	*1b	4	1	4	1	0	1	0	0	0	0	0	0	0	0	0	3	0	0	.311
4/11/2023	CSU PUEBLO	*1b	4	1	2	3	0	1	0	1	0	0	0	0	0	0	1	11	0	0	.318
4/12/2023	CSU PUEBLO	*1b	5	0	1	1	1	0	0	0	0	0	0	0	0	0	2	13	1	0	.312
4/18/2023	at New Mexico State	*1b	3	2	1	2	0	0	0	1	0	0	0	0	0	0	1	6	0	0	.313
4/21/2023	at Air Force	*1b	4	0	1	0	0	0	0	0	0	0	0	0	0	0	2	11	1	0	.311
4/23/2023	at Air Force-1	*1b	4	3	3	5	1	0	2	1	0	0	0	0	0	0	0	4	0	0	.325
4/23/2023	at Air Force-2	*1b	4	2	1	3	0	0	1	1	0	0	0	0	0	0	2	7	0	0	.323
4/25/2023	at Arizona	*1b	5	1	1	1	0	0	0	0	0	0	0	0	0	0	2	7	0	0	.318
4/28/2023	FRESNO STATE	*1b	4	3	3	4	0	0	1	1	0	0	0	0	0	0	0	14	2	0	.331
4/29/2023	FRESNO STATE	*of/1b	5	3	3	2	0	0	1	1	0	0	0	0	0	0	0	2	0	1	.340
4/30/2023	FRESNO STATE	*of/1b	4	1	1	0	0	1	0	1	0	0	0	0	0	0	1	2	0	0	.338
5/2/2023	NEW MEXICO STATE	*of	3	1	2	2	0	0	1	1	0	0	0	0	1	0	0	2	0	0	.345
5/5/2023	at UNLV	*of/1b	5	2	3	2	0	1	1	1	0	0	0	0	0	0	0	3	0	0	.353
5/6/2023	at UNLV	*of	4	2	2	2	0	0	2	0	0	0	0	0	0	0	1	4	0	0	.357
5/7/2023	at UNLV	*of	4	0	0	0	0	0	0	0	0	0	0	0	0	0	2	2	0	0	.348
5/12/2023	NEVADA-1	*of	4	0	0	0	0	0	0	1	0	0	0	0	0	0	2	1	0	0	.339
5/12/2023	NEVADA-2	*of	5	0	2	2	1	0	0	0	1	0	0	0	0	0	1	0	0	0	.341
5/13/2023	NEVADA	*of	3	0	1	1	0	0	0	1	0	0	0	0	0	0	2	2	0	0	.341
5/14/2023	NEVADA	*of	3	1	0	0	0	0	0	1	0	0	0	0	0	0	2	3	0	0	.335
5/16/2023	at New Mexico State	*of	3	0	0	0	0	0	0	0	0	0	0	0	0	0	0	1	0	0	.330
5/18/2023	at San Diego State	*of	4	0	0	0	0	0	0	1	0	0	0	0	0	0	3	2	0	0	.322
5/19/2023	at San Diego State	*of	4	1	1	0	1	0	0	0	0	0	0	0	0	0	2	3	0	0	.321
5/20/2023	at San Diego State	*of	3	1	1	3	0	0	1	0	0	0	0	0	1	0	2	2	0	0	.321
Totals		50gs	190	54	61	65	11	4	19	34	3	0	1	0	3	1	70	358	18	2	.321

CAREER SUMMARY

Year	avg	gp-gs	ab	r	h	2b	3b	hr	rbi	tb	slg%	bb	hbp	so	gdp	ob%	sf	sh	sb-att	po	a	e	fld%
2020*	.479	23-23	73	24	35	5	0	7	38	61	.836	18	0	18	0	.576	1	0	4-4	121	9	3	.977
2021*	.402	58-58	194	61	78	18	3	13	70	141	.727	37	3	47	0	.498	3	0	3-4	237	11	2	.992
2022*	.209	32-25	91	12	19	3	0	4	13	34	.374	14	1	40	0	.318	1	0	1-1	26	1	1	.964
2023	.321	50-50	190	54	61	11	4	19	65	137	.721	34	1	70	1	.421	3	0	3-3	358	18	2	.995
TOTAL	.321	50-50	190	54	61	11	4	19	65	137	.721	34	1	70	1	.421	3	0	3-3	358	18	2	.995
All*	.352	163-156	548	151	193	37	7	43	186	373	.681	103	5	175	1	.453	8	0	11-12	742	39	8	.990



DAYNE PENGELLY

RHP • 6-2 • JR.
Rio Rancho, N.M. • Cleveland HS

31

2023 (SOPHOMORE, PIMA CC): Struck out 31 over 29.1 innings of work, making 21 appearances in relief ... Finished the season with a 2-0 record to go with 3.38 ERA and 1.67 WHIP ...

2022 (FRESHMAN, EMBRY-RIDDLE AERONAUTICAL UNIVERSITY): As a true freshman saw action in 18 games, starting 2 ... finished the season with a 2-2 record ... Struck out 37 over 23.0 IP.

V. SUE CLEVELAND HS (CLASS OF 2021): 1st Team All-State Pitcher, 2nd Team All-State First Baseman ... Connie Mack World Series All-Tournament Pitcher ... Graduated in 2021.



DAKTON PURSER

LHP • 6-2 • JR.
Providence, Utah • Ridgeline HS

33

2023 (SOPHOMORE, SALT LAKE CC): Posted a 2.70 ERA on the season ... Made seven appearances on the mound -- all starts -- striking out 41 over 36.2 IP ... Struck out at least four in each outing, always lasting at least four innings.

2022 (FRESHMAN, SALT LAKE CC): NJCAA All-American, All-Conference First Team in second year at SLCC ... threw 74.1 innings, finishing the season with a 1.70 ERA and 92 punchouts to only 30 walks ... Left the mound in eight games without surrendering an earned run.

2022 (FRESHMAN, SALT LAKE CC): Threw 17.1 innings over 13 appearances in his first collegiate action, striking out 15.

RIDGELINE HS (CLASS OF 2020): Graduated in 2020 ... Ranked as the No. 2 LHP in his class in the state of Utah and No. 19 overall.



JOSH BARNHOUSE

RHP • 6-6 • JR.
Prosper, Texas • Prosper HS

34

2023 (SOPHOMORE, CROWDER JC): Made 12 appearances in his second season at Crowder, starting six ... Accumulated a 6-1 record with two saves ... Struck out 54 over 47.2 IP on the season ... 4.34 ERA and 1.22 WHIP on the season.

2022 (FRESHMAN, CROWDER JC): As a true freshman, threw 39.2 innings of work, striking out 55 (12.48 K/9) ... 3.18 ERA and 1.03 WHIP.

PROSPER HS (CLASS OF 2021): Named to NTHSBCA All-Star Game following senior year in 2021.



BLAKE LEHMBECK

RHP • 6-1 • FR.
Tucson, Ariz. • Canyon Del Oro

38

2023 (FRESHMAN): Greyshirted.

CANYON DEL ORO HS (CLASS OF 2022): Helped lead team to the 2022 Arizona state championship...named the Southern Arizona High School Pitcher of the Year...participated on the Arizona high school all-star team...as a senior in 2022 struck out 87 hitters in 67 innings while compiling a 1.90 ERA...graduated in the top-10 of his class...also competed for the Baseball Next Level club.



ARTHUR STEINKAMP

LHP • 6-0 • SR.
Los Alamos, N.M. • Los Alamos HS

35

2023 (JUNIOR): Led the team with a 2.81 ERA across 15 appearances out of the bullpen...logged 25 2/3 innings in relief...struck out 12 batters while issuing just four walks...posted a streak of 14 1/3 consecutive scoreless innings from April 28-May 18...threw a season-high 4 1/3 shutout innings on April 28 vs. Fresno State...had a season-high four strikeouts on May 18 at San Diego State, including a career-high 71 pitches...allowed one home run among 108 batters faced...named a CSC academic all-district selection.

2022 (SOPHOMORE): In third season with the Lobos saw innings in four different games out of the bullpen...had a season-high two strikeouts on Feb. 18 at Oregon State...academic all-conference for the third straight season...named a Mountain West Scholar Athlete for the third straight season.

2021 (FRESHMAN): In second season with UNM pitched in nine games out of the bullpen...totaled 7 1/3 innings and eight strikeouts...had a season-high two strikeouts on April 3 at San Diego State...academic all-conference for the second straight season...named a Mountain West Scholar Athlete for the second straight season.

2020 (COVID FRESHMAN): In the coronavirus-shortened campaign, pitched in four games out of the bullpen...notched a 5.40 ERA in his five innings of work...earned first collegiate victory on March 7 against Hofstra...had a season-high two strikeouts on Feb. 28 against BYU...academic all-conference selection...named a Mountain West Scholar Athlete.

LOS ALAMOS HS (CLASS OF 2019): Competed in baseball and soccer...graduated in 2019...was named the New Mexico Soccer Player of the Year in 2018...played for Four Corners Frackers...in baseball posted a 2.20 ERA in 11 starts, striking out 82 hitters in 57 innings pitched...as a senior batted .400...team captain...two-time first-team all-state selection...three-time first-team all-district selection...in soccer broke school record with 48 goals and 11 assists in 24 games...two-time district player of the year...two-time first-team all-state selection...named to the USC all-region team...named the 2019 LAHS Athlete of the Year.

2023 GAME-BY-GAME

Date	Opponent	GS	IP	H	R	ER	BB	SO	2B	3B	HR	WP	BK	HBP	IBB	Score	W-L	Sv	ERA	NP
2/25/2023	NORTHERN COLORA		2.0	3	0	0	0	1	0	0	0	0	0	0	0	18-2	0-0	0	0.00	24
3/7/2023	at Texas Tech		2.0	3	2	2	3	2	1	0	0	0	0	1	0	3-6	0-0	0	4.50	40
3/25/2023	at Nevada		1.2	0	0	0	0	0	0	0	0	0	0	1	0	12-1	0-0	0	3.18	12
3/31/2023	SAN DIEGO STATE		0.1	2	2	0	0	0	1	0	0	0	0	0	0	3-5	0-0	0	3.00	8
4/2/2023	SAN DIEGO STATE		1.0	2	2	1	1	1	1	0	0	0	0	1	0	7-19	0-0	0	3.86	28
4/12/2023	CSU PUEBLO		1.1	2	0	0	0	0	0	0	0	0	0	0	0	6-8	0-0	0	3.24	23
4/23/2023	at Air Force-2		0.0	2	1	0	0	0	1	0	0	0	0	0	0	8-13	0-0	0	3.24	3
4/25/2023	at Arizona		1.2	1	1	1	0	0	1	0	0	0	0	0	0	8-11	0-0	0	3.60	21
4/28/2023	FRESNO STATE		4.1	1	0	0	0	0	0	0	0	1	0	0	0	16-10	0-0	0	2.51	45
5/2/2023	NEW MEXICO STATE		1.0	1	0	0	0	0	0	0	0	0	0	0	0	14-6	0-0	0	2.35	10
5/5/2023	at UNLV		2.0	2	0	0	0	2	0	0	0	0	0	0	0	13-5	0-0	0	2.08	27
5/7/2023	at UNLV		0.2	1	0	0	0	1	0	0	0	0	0	0	0	3-8	0-0	0	2.00	9
5/12/2023	NEVADA-1		2.2	1	0	0	0	1	1	0	0	0	0	0	0	9-5	0-0	0	1.74	33
5/14/2023	NEVADA		1.0	0	0	0	0	0	0	0	0	0	0	0	0	7-3	0-0	0	1.66	5
5/18/2023	at San Diego State		4.0	6	4	4	0	4	0	1	1	0	0	1	0	3-5	0-1	0	2.81	71
Totals		0	25.2	27	12	8	4	12	6	1	1	1	0	4	0	130-107	0-1	0	2.81	-

CAREER SUMMARY

Year	era	w-l	app	gs	cq	sho	sv	ip	h	r	er	bb	so	2b	3b	hr	bf	bavg	wp	hbp	bk	sfa	sha
2020	5.40	1-0	4	0	0	0/0	0	5.0	6	3	3	0	2	1	0	0	22	.286	2	1	0	0	0
2021	9.82	0-0	9	0	0	0/0	0	7.1	8	8	8	2	8	2	1	1	33	.276	1	2	0	0	0
2022	24.30	0-0	4	0	0	0/0	0	3.1	11	15	9	2	2	2	1	1	28	.458	1	2	0	0	0
2023	2.81	0-1	15	0	0	0/0	0	25.2	27	12	8	4	12	6	1	1	108	.273	1	4	0	0	1
TOTAL	6.10	1-1	32	0	0	0/0	0	41.1	52	38	28	8	24	11	3	3	191	.301	5	9	0	0	1



RYAN CASTILLO

RHP • 6-2 • FR.
Los Lunas, N.M. • Los Lunas HS

39

LOS LUNAS HS (CLASS OF 2023): Named NM All-State as well as competing in the State All-Star Game ...Multiple-time All-Metro, All-District ... Named District Player of the Year following senior season in 2023.



WIL BANNISTER

RHP • 6-3 • SR.
Las Cruces, N.M. • Centennial HS

40

2023 (JUNIOR): In first season with the Lobos appeared in 16 games including one start on the mound...racked up 19 innings pitched with 11 strikeouts against eight walks...earned first win as a Lobo on May 2 with a two-inning performance against New Mexico State, including a season-high three strikeouts...earned first save as a Lobo on Feb. 18 vs. UC Santa Barbara with two shutout innings...threw a season-high 2 1/3 innings on March 10 vs. Air Force...had multiple strikeouts in three appearances.

2022 (SOPHOMORE, PIMA CC): As a sophomore posted a 3.77 ERA across 18 appearances primarily out of the bullpen...led the team with four saves...struck out 37 hitters while walking just 13 in 31 innings of work...earned three wins on the season...had a season-high six strikeouts on Feb. 2 against Northeastern Junior College...threw a season-high five innings on Feb. 18 against Community Christian College.

2021 (FRESHMAN, PIMA CC): As a true freshman logged 49 2/3 innings across 11 appearances...made 10 starts...carried a 5.62 ERA...had 42 strikeouts against 20 walks...tossed a pair of complete games...earned four wins and one save on the season...had a season-high nine strikeouts on Feb. 23 at Paradise Valley CC...threw first collegiate shutout on March 9 in a 7-0 win over Phoenix College...logged a one-hit shutout in an 8-0 win over Glendale CC on March 30.

2020 (COVID FRESHMAN, NEW MEXICO STATE): Pitched in two games out of the bullpen...struck out two hitters in one inning of work.

2023 GAME-BY-GAME

Date	Opponent	GS	IP	H	R	ER	BB	SO	2B	3B	HR	WP	BK	HBP	IBB	Score	W-L	Sv	ERA	NP
2/18/2023	vs UC Santa Barbara		2.0	1	0	0	0	0	0	0	0	0	0	0	0	3-1	0-0	1	0.00	25
2/20/2023	vs Minnesota		1.0	2	1	1	0	0	0	0	0	0	0	0	0	4-3	0-0	1	3.00	18
3/4/2023	ST. BONAVENTURE-2		1.0	0	0	0	0	1	0	0	0	0	0	0	0	20-3	0-0	1	2.25	7
3/7/2023	at Texas Tech	*	1.1	3	3	3	2	0	1	0	0	0	0	0	0	3-6	0-1	1	6.75	34
3/10/2023	AIR FORCE		2.1	5	4	4	0	2	0	0	1	0	0	0	0	7-9	0-2	1	9.39	38
3/12/2023	AIR FORCE		1.0	1	0	0	0	0	1	0	0	0	0	0	0	11-4	0-2	1	8.31	10
3/18/2023	at Fresno State		1.2	2	2	2	1	2	0	0	0	0	0	1	0	8-9	0-3	1	8.71	41
3/25/2023	at Nevada		0.1	1	1	1	2	0	0	0	0	2	0	1	0	12-1	0-3	1	9.28	19
4/2/2023	SAN DIEGO STATE		1.0	4	4	4	0	1	0	0	0	0	0	1	0	7-19	0-3	1	11.57	31
4/18/2023	at New Mexico State		1.0	0	0	0	0	1	0	0	0	0	0	0	0	13-0	0-3	1	10.66	13
4/21/2023	at Air Force		1.1	1	0	0	1	0	0	0	0	0	0	0	0	6-9	0-3	1	9.64	15
4/23/2023	at Air Force-2		0.1	1	3	2	1	0	0	0	0	1	0	0	1	8-13	0-3	1	10.67	16
4/25/2023	at Arizona		0.2	1	0	0	0	0	0	0	0	0	0	0	0	8-11	0-3	1	10.20	14
5/2/2023	NEW MEXICO STATE		2.0	4	1	1	0	3	0	0	1	0	0	0	0	14-6	1-3	1	9.53	48
5/7/2023	at UNLV		0.2	1	0	0	1	0	0	0	0	0	0	0	0	3-8	1-3	1	9.17	19
5/16/2023	at New Mexico State		1.1	4	2	2	0	1	1	0	1	0	0	0	0	0-8	1-3	1	9.47	25
Totals		1	19.0	31	21	20	8	11	3	0	3	3	0	3	1	127-110	1-3	1	9.47	-

CAREER SUMMARY

Year	era	w-l	app	gs	cq	sho	sv	ip	h	r	er	bb	so	2b	3b	hr	bf	bavg	wp	hbp	bk	sfa	sha
2021*	5.62	4-3	11	10	2	2/0	1	49.2	59	38	31	20	42	0	0	8	0	99.000	1	9	0	0	0
2022*	3.77	3-1	18	1	0	0/0	4	31.0	24	19	13	13	37	0	0	0	0	99.000	0	2	0	0	0
2023	9.47	1-3	16	1	0	0/1	1	19.0	31	21	20	8	11	3	0	3	98	.369	3	3	0	0	3
TOTAL	9.47	1-3	16	1	0	0/1	1	19.0	31	21	20	8	11	3	0	3	98	.369	3	3	0	0	3
All*	5.78	8-7	45	12	2	2/1	6	99.2	114	78	64	41	90	3	0	11	98	1.357	4	14	0	0	3



BLANE ROMERO

RHP • 6-0 • SR.
Spring, Texas • Oak Ridge HS

41

2023 (JUNIOR, SAM HOUSTON): Made six appearances for Sam Houston for a total of 9.1 IP ... struck out seven and held batters to a .265 average ... finished the season with a 7.71 ERA.

2022 (SOPHOMORE, SAM HOUSTON): Made 17 appearances out of the bullpen for a total of 20 1/3 IP ... Struck out 20 and walked 9 in that span, finishing the season with a 6.64 ERA.

2020-21 (FRESHMAN, BLINN COLLEGE): Was part of Buccaneer squad in both 2020 and 2021 ... had 16 strikeouts in 15.0 IP ... made 9 appearances in 2021, punching out 7 in 8.2 IP

OAK RIDGE HS (CLASS OF 2019): Led prep team to district title in and state playoffs in 2018 and 2019 ... twice named all-district at pitcher and second base ... also a standout in football, earning all-state honors at quarterback ... named ORHS offensive MVP and academic all-state

CAREER SUMMARY (SAM HOUSTON STATE)

Year	era	w-l	app	gs	cq	sho	sv	ip	h	r	er	bb	so	2b	3b	hr	bf	bavg	wp	hbp	bk	sfa	sha
2022	6.64	1-0	17	0	0	0/0	0	20.1	25	17	15	9	21	5	0	2	98	.301	5	4	1	1	1
2023	7.71	0-0	6	0	0	0/0	0	9.1	9	8	8	6	7	3	0	1	42	.265	2	1	0	1	0
TOTAL	6.98	1-0	23	0	0	0/0	0	29.2	34	25	23	15	28	8	0	3	140	.291	7	5	1	2	1



GENE TRUJILLO

1B • 6-5 • FR.
Albuquerque, N.M. • St. Pius X

43

ST. PIUS X (CLASS OF 2023): .597 batting average and 12 homers in senior season ... Ranked as the No. 1 First Baseman in his class in New Mexico and No. 3 overall (Perfect Game) ... Ranked as the No. 24 First Baseman in his class nationally. Three-time preseason All-American (Perfect Game).



VASCON SMITH

OF • 6-0 • FR.
Rio Rancho, N.M. • Rio Rancho HS

44

RIO RANCHO HS (CLASS OF 2023): 2022 and 2023 First Team All-Metro ... 2022 and 2023 5A District 1st team ... 2023 5A All-State First Team ... 2023 NM District 1 5A Co-Player of the Year ... 2023 NM All-Stars First Team ... Won a state championship in his senior year, posting a .523 batting average to go with 41 RBI, 41 runs and seven homers, getting on base at a .593 clip ... 2022 All-Metro First Team (Football).



ETHAN OTT

1B/OF • 6-2 • JR.
Chesapeake, Va. • Greenbriar Christian

47

2023 (SOPHOMORE, UNC PEMBROKE): Improved his batting average to .369 in his second season, once again earning All-Conference honors ... Started all 55 games for UNCP ... Hit 10 homers and 10 doubles while drawing 35 walks ... stole seven bases.

2022 (FRESHMAN, UNC PEMBROKE): Conference Carolinas Freshman of the Year ... Hit .345 on the season while driving in a team-high 57 runs ... 14 2B, 1 3B and nine homers.

GREENBRIAR CHRISTIAN ACADEMY (CLASS OF 2021): Prepped at Greenbriar Christian Academy for coach Patrick Nichols ... Earned first team all-area, all-conference and conference player of the year laurels as a senior after hitting .500 with 10 extra-base hits, 30 RBI and 30 runs scored ... Junior campaign was canceled due to COVID restrictions.



ANDREW NEIL

INF/RHP • 5-11 • JR.
Oakley, Calif. • Freedom HS

48

2023 (SOPHOMORE, FOLSOM LAKE CC): First Team All-Conference Utility player after hitting .320 on the season while also pitching 79 innings ... struck out 73 and finished the season with a 4.44 ERA ... three homers, one triple and eight doubles while driving in 25 RBI ...

2022 (FRESHMAN, LOS MEDANOS JC): Conference MVP, Freshman Pitcher of the Year, JUCO All-American ... hit .331 while scoring a team-high 52 runs and driving in 28 more ... threw 79 innings in total with a 2.39 ERA and 1.01 WHIP while striking out 89 in that span.

FREEDOM HS (CLASS OF 2021): First-team all-BVAL selection in 2021 ... Graduated that spring.



CAYNE KILLION

LHP • 6-0 • FR.
Mesa, Ariz. • Red Mountain HS

49

RED MOUNTAIN HS (CLASS OF 2023): Ranked as the No. 4 LHP prospect in the state of Arizona in his class by Perfect Game and No. 39 in the state overall ... Top-500 recruit nationally, No. 164 LHP in the nation for class of '23.

NEW MEXICO 2023 OVERALL STATS

Player	avg	gp-gs	ab	r	h	2b	3b	hr	rbi	tb	slg%	bb	hp	so	gdp	ob%	sf	sh	sb-att	po	a	e	fld%
33 DITZENBERGER, Dylan	.437	37-34	135	42	59	9	1	2	27	76	.563	15	0	19	1	.490	1	3	6-6	14	62	2	.974
34 ASHBY, Lenny Junior	.381	51-51	210	46	80	18	0	9	51	125	.595	26	5	25	6	.455	3	0	0-1	62	2	4	.941
15 RUNION, Braydon	.357	51-51	213	48	76	23	4	9	56	134	.629	11	5	51	0	.398	2	0	1-3	44	5	1	.980
18 HOLLAND, Jake	.333	41-34	150	29	50	7	1	12	39	95	.633	8	1	32	1	.371	0	0	0-0	218	25	2	.992
30 SPENRATH, Reed	.321	50-50	190	54	61	11	4	19	65	137	.721	34	1	70	1	.421	3	0	3-3	358	18	2	.995
7 DAVID, Jeffrey	.306	42-42	193	38	59	13	5	3	41	91	.472	11	3	27	2	.349	2	0	3-5	73	38	6	.949
4 PIGFORD, Deylan	.297	45-38	145	39	43	9	3	5	13	73	.503	17	5	35	0	.389	0	1	8-10	67	2	4	.945
12 WEISSENBORN, Chase	.291	51-51	179	36	52	10	2	1	27	69	.385	19	2	37	3	.360	3	0	3-3	55	155	8	.963
3 DIXON, Devon	.274	49-45	164	38	45	10	0	6	27	73	.445	16	2	29	5	.346	0	0	2-3	69	129	6	.971
29 HERD, Caleb	.429	9-0	7	3	3	1	0	0	1	4	.571	2	0	1	0	.556	0	0	0-0	10	0	0	1.000
25 OLSON, Justin	.367	37-23	90	24	33	2	0	13	31	74	.822	25	0	27	1	.504	0	0	0-0	125	11	2	.986
11 STEPHENS, Sean	.349	37-10	63	11	22	5	1	1	8	32	.508	3	1	11	0	.388	0	0	4-6	41	1	1	.977
24 SMITH, Kyle	.271	28-20	70	17	19	3	3	5	13	43	.614	16	10	17	0	.469	0	0	2-2	112	18	0	1.000
8 KINKADE, Konner	.268	35-10	56	13	15	4	0	2	12	25	.446	15	1	8	1	.425	1	0	0-0	30	38	4	.944
14 CARRIS, Akili	.143	8-0	7	2	1	0	0	0	0	1	.143	0	1	2	0	.250	0	0	0-0	2	4	1	.857
44 FELIX, Dominic	.000	6-0	7	1	0	0	0	0	1	0	.000	1	0	0	2	.125	0	0	0-0	0	2	1	.667
2 LIVELY, Tristin	.000	13-13	0	0	0	0	0	0	0	0	.000	0	0	0	0	.000	0	0	0-0	6	3	1	.900
13 RUSSELL, Brett	.000	5-0	0	0	0	0	0	0	0	0	.000	0	0	0	0	.000	0	0	0-0	0	0	0	.000
42 STANFIELD, Alec	.000	1-0	0	0	0	0	0	0	0	0	.000	0	0	0	0	.000	0	0	0-0	0	0	0	.000
27 GALLEGOS, Isaac	.000	12-12	0	0	0	0	0	0	0	0	.000	0	0	0	0	.000	0	0	0-0	4	7	0	1.000
9 DEWYER, Trent	.000	2-0	0	0	0	0	0	0	0	0	.000	0	0	0	0	.000	0	0	0-0	0	0	0	.000
16 FLORES, Junior	.000	1-0	0	0	0	0	0	0	0	0	.000	0	0	0	0	.000	0	0	0-0	0	0	0	.000
1 MARTINEZ, Jordan	.000	5-0	0	0	0	0	0	0	0	0	.000	0	0	0	0	.000	0	0	0-0	0	2	0	1.000
23 JACKSON, Jaren	.000	12-8	0	0	0	0	0	0	0	0	.000	0	0	0	0	.000	0	0	0-0	0	4	0	1.000
10 EGLOFF, Riley	.000	13-13	0	0	0	0	0	0	0	0	.000	0	0	0	0	.000	0	0	0-0	8	11	2	.905
40 BANNISTER, Wil	.000	16-1	0	0	0	0	0	0	0	0	.000	0	0	0	0	.000	0	0	0-0	1	2	1	.750
36 HUDSON, Terrell	.000	10-0	0	0	0	0	0	0	0	0	.000	0	0	0	0	.000	0	0	0-0	2	3	0	1.000
6 MCBROOM, Brian	.000	25-0	0	0	0	0	0	0	0	0	.000	0	0	0	0	.000	0	0	0-0	1	3	1	.800
35 STEINKAMP, Arthur	.000	15-0	0	0	0	0	0	0	0	0	.000	0	0	0	0	.000	0	0	0-0	2	6	0	1.000
19 STILL, Justin	.000	17-0	0	0	0	0	0	0	0	0	.000	0	0	0	0	.000	0	0	0-0	1	4	0	1.000
22 BAKER-LIVINGSTON, B	.000	10-4	0	0	0	0	0	0	0	0	.000	0	0	0	0	.000	0	0	0-0	2	6	0	1.000
49 ITURRALDE, Adolfo	.000	8-0	0	0	0	0	0	0	0	0	.000	0	0	0	0	.000	0	0	0-0	0	1	0	1.000
Totals	.329	51	1879	441	618	125	24	87	412	1052	.560	219	37	391	23	.407	15	4	32-42	1307	562	49	.974
Opponents	.304	51	1770	324	538	112	23	42	300	822	.464	155	43	341	37	.370	20	19	32-48	1300	397	61	.965

LOB - Team (414), Opp (376). DPs turned - Team (48), Opp (33). CI - Team (0), Opp (1). IBB - Team (6), SPENRATH, R. 3, OLSON, J. 2, PIGFORD, D. 1, Opp (8). Picked off - PIGFORD, D. 1, DIXON, D. 1, STEPHENS, S. 1, DAVID, J. 1.

(All games Sorted by Earned run avg)

Player	era	w-l	app	gs	cg	sho	sv	ip	h	r	er	bb	so	2b	3b	hr	b/avg	wp	hp	bks	sfa	sha
27 GALLEGOS, Isaac	4.35	4-2	12	12	0	0/0	0	70.1	69	46	34	32	60	12	4	4	.253	11	6	0	5	1
2 LIVELY, Tristin	4.42	6-4	13	13	1	0/1	0	77.1	83	42	38	23	62	14	2	5	.277	10	7	0	3	2
10 EGLOFF, Riley	6.05	7-3	13	13	0	0/0	0	74.1	95	55	50	21	67	17	5	12	.310	7	4	0	3	3
9 DEWYER, Trent	0.00	0-0	2	0	0	0/0	0	2.2	3	0	0	0	1	1	0	0	.300	0	0	0	0	0
35 STEINKAMP, Arthur	2.81	0-1	15	0	0	0/0	0	25.2	27	12	8	4	12	6	1	1	.273	1	4	0	0	1
49 ITURRALDE, Adolfo	4.00	0-0	8	0	0	0/0	0	9.0	9	5	4	2	9	2	1	1	.281	0	3	0	0	0
6 MCBROOM, Brian	5.53	4-2	25	0	0	0/1	3	40.2	47	28	25	11	39	14	2	3	.290	1	5	2	2	2
19 STILL, Justin	5.91	0-1	17	0	0	0/1	0	21.1	22	14	14	16	20	5	1	1	.268	1	4	0	1	2
23 JACKSON, Jaren	7.46	3-2	12	8	0	0/1	1	44.2	61	38	37	12	32	17	4	2	.318	1	3	0	2	1
36 HUDSON, Terrell	8.10	1-2	10	0	0	0/0	0	13.1	18	12	12	4	10	3	1	4	.327	1	2	0	0	1
22 BAKER-LIVINGSTON, B	8.62	0-4	10	4	0	0/0	0	24.0	40	24	23	10	10	12	0	1	.374	3	1	0	1	3
40 BANNISTER, Wil	9.47	1-3	16	1	0	0/1	1	19.0	31	21	20	8	11	3	0	3	.369	3	3	0	0	3
1 MARTINEZ, Jordan	12.86	0-0	5	0	0	0/0	0	7.0	10	10	10	5	1	2	1	1	.357	1	1	0	1	0
13 RUSSELL, Brett	17.47	0-1	5	0	0	0/0	0	5.2	16	12	11	4	7	3	1	3	.500	0	0	0	1	0
42 STANFIELD, Alec	54.00	0-0	1	0	0	0/0	0	0.1	3	2	2	2	0	1	0	0	1.000	1	0	0	1	0
16 FLORES, Junior	81.00	0-0	1	0	0	0/0	0	0.1	4	3	3	1	0	0	0	1	.800	0	0	0	0	0
Totals	5.95	26-25	51	51	1	2/2	5	435.2	538	324	288	155	341	112	23	42	.304	41	43	2	20	19
Opponents	8.02	25-26	51	51	1	2/1	15	433.1	618	441	386	219	391	125	24	87	.329	61	37	9	15	4

PB - Team (2), SMITH, K. 2, Opp (2). Pickoffs - Team (2), EGLOFF, R. 2, Opp (3). SBA/ATT - HOLLAND, J. (25-31), SMITH, K. (7-17), GALLEGOS, I. (7-10), LIVELY, T. (5-9), JACKSON, J. (8-8), EGLOFF, R. (6-8), MCBROOM, B. (1-4), ITURRALDE, A (1-3), BAKER-LIVING (2-3), STILL, J. (1-2), STEINKAMP, A (1-1).