



new MEXICO LOBOS

2024 BASEBALL GAME NOTES

X @UNMLOBOBASEBALL | #GOLOBOS | GOLOBOS.COM

GAME 13: VS. #17 TEXAS TECH, MARCH 5



NEW MEXICO (7-5)

Head Coach: Tod Brown (54-63, 3rd season) [395-413 overall]

2023 Record: 26-25 (13-17 Mountain West)

Home: 17-10 | Away: 6-14 | Neutral: 3-1



#17 TEXAS TECH (9-2)

Head Coach: Tim Tadlock

2023 Record: 41-23 (12-12 Big 12)

Home: 30-7 | Away: 7-12 | Neutral: 4-4

LEADING OFF...

LAST WEEKEND

The Lobos (7-5) won back-to-back games to secure the series split in their four-game set with Hofstra last weekend, dropping a pair of one-run games with a tying run on third in the first two (9-10, 15-16) before hitting six homers over the next two games – three of which from Jake Holland with two more from Tye Wood – en route to comfortable 11-7 and 9-6 wins to avoid the series loss.

Sean Stephens (8 H) and Reed Spenrath (7 H) both batted .500 over the series to lead all Lobos who appeared in all four games, with eight Lobos batting above .300 on the weekend and 10 picking up at least three hits in that span. Stephens went 4-for-5 on stolen bases against Hofstra, with the rest of team combined going 1-for-3.

Jake Holland drove in a team-high eight runs on 1.083 slugging – seven of which being in the last two games – and Kyle Smith added seven more in just two games, with Tye Wood, Ethan Ott and Will Asby all finishing with five each.

UNM batted .355 as a team on the weekend, outslugging Hofstra .631 to .523 while connecting on 22 extra base hits to the Pride's 18. Hofstra was a perfect 15-for-15 on stolen bases headed into last weekend but were caught stealing three times against UNM.

As a team, the Lobos got on base at a .484 clip – all but two Lobo batters finished the series with multiple walks, with Spenrath and Mansy both drawing a team-high six.

ALL-TIME SERIES

UNM is 49-80-1 against Texas Tech all-time, but the Lobos are 29-25-1 against the Red Raiders at home and the two teams have split their last four meetings in the 2022 and 2023 seasons. The Lobos' two wins in that span both came by the same score of 11-10,

PROBABLE STARTERS

RHP WYATT HARDY
(0-1, 5.2 IP, 8 K, 0 BB, 12.71 ERA)

LHP TABER FAST
(0-0, 3.0 IP, 2 K, 0 BB, 0.00 ERA)

and both were at Santa Ana Star Field. Last season, Jake Holland walked off the Red Raiders – ranked No. 22 at that point – in the bottom of the ninth with a solo homer to avenge a 6-3 previous loss in Lubbock earlier that season.

SCOUTING THE RED RAIDERS

The Red Raiders (9-2) – No. 17 in this week's NCAA/D1Baseball.com Top 25 – will be the second ranked opponent the Lobos face this season after opening the season against then-No. 7 Oregon State in Surprise, Ariz. TTU is fresh off a perfect 6-0 homestand that included two different three-game sweeps over Texas Southern and Gardner-Webb. Over the six game homestand the Red Raiders hit .430 as a team and outscored the Tigers and Bulldogs, 116-29.

Over their last three games, the Red Raiders were led in batting average by Damian Bravo (.667) and Cade McGee (.500), who combined for 12 RBI to lead 10 TTU players who drove in multiple runs over the weekend.

LOBOS SWINGING HOT BATS

UNM improved its team batting average for a second consecutive weekend after batting .353 over last weekend – the Lobos now tout a .315 team average, up from their .291 average after eight games and a .219 average through their first four. They're also leading the conference and rank No. 11 in

CONTINUED ON PAGE 2

2024 SCHEDULE

HOME: 5-3 AWAY: 0-0 NEUTRAL: 2-2

| DATE | OPPONENT | TIME/RESULT |
|------|------------------------------|-------------|
| 2/16 | Oregon State [^] | L, 6-15 |
| 2/17 | CSU Bakersfield [^] | W, 4-3 |
| 2/18 | Minnesota [^] | L, 2-11 |
| 2/19 | CSU Bakersfield [^] | W, 6-2 |
| 2/22 | S. Dakota St. | L, 5-11 |
| 2/23 | S. Dakota St. | W, 12-11 |
| 2/24 | S. Dakota St. | W, 9-8 |
| 2/24 | S. Dakota St. | W (7), 13-2 |
| 3/1 | Hofstra | L, 9-10 |
| 3/2 | Hofstra | L, 15-16 |
| 3/2 | Hofstra | W, 11-7 |
| 3/3 | Hofstra | W, 9-6 |
| 3/5 | Texas Tech | 2 p.m. ◀ |
| 3/8 | UNLV* | 6 p.m. |
| 3/9 | UNLV* | 2 p.m. |
| 3/10 | UNLV* | 12 p.m. |
| 3/12 | Arizona State | 6:30 p.m. |
| 3/15 | Nevada* | 7:05 p.m. |
| 3/16 | Nevada* | 3:05 p.m. |
| 3/17 | Nevada* | 1:05 p.m. |
| 3/19 | New Mexico St. | 6 p.m. |
| 3/22 | San Jose St.* | 6 p.m. |
| 3/23 | San Jose St.* | 2 p.m. |
| 3/24 | San Jose St.* | 12 p.m. |
| 3/28 | San Diego St.* | 7 p.m. |
| 3/29 | San Diego St.* | 7 p.m. |
| 3/30 | San Diego St.* | 2 p.m. |
| 4/2 | Arizona | 6 p.m. |
| 4/5 | Sam Houston St. | 6 p.m. |
| 4/6 | Sam Houston St. | 2 p.m. |
| 4/7 | Sam Houston St. | 12 p.m. |
| 4/9 | New Mexico St. | 6 p.m. |
| 4/12 | Fresno State* | 6 p.m. |
| 4/13 | Fresno State* | 2 p.m. |
| 4/14 | Fresno State* | 12 p.m. |
| 4/16 | CSU-Pueblo | 6 p.m. |
| 4/19 | Air Force* | 3:05 p.m. |
| 4/20 | Air Force* | 1:05 p.m. |
| 4/21 | Air Force* | 12:05 p.m. |
| 4/23 | Texas Tech | 1 p.m. |
| 4/26 | San Diego St.* | 6 p.m. |
| 4/27 | San Diego St.* | 2 p.m. |
| 4/28 | San Diego St.* | 12 p.m. |
| 4/30 | New Mexico St. | 6 p.m. |
| 5/3 | UNLV* | 7:05 p.m. |
| 5/4 | UNLV* | 3:05 p.m. |
| 5/5 | UNLV* | 1:05 p.m. |
| 5/7 | New Mexico St. | 6 p.m. |
| 5/10 | Nevada* | 6 p.m. |
| 5/11 | Nevada* | 2 p.m. |
| 5/12 | Nevada*\$ | 12 p.m. |
| 5/16 | San Jose St.* | 7:05 p.m. |
| 5/17 | San Jose St.* | 3:05 p.m. |
| 5/18 | San Jose St.* | 1:05 p.m. |

[^] - Sanderson Ford College Baseball Classic

* - Mountain West Conference Game

\$ - Senior Day

Home Games in **Bold**



REGIONAL APPEARANCES

| | | |
|------|------|------|
| 1962 | 2010 | 2011 |
| 2012 | 2013 | 2016 |



REGULAR SEASON CHAMPIONS
TOURNAMENT CHAMPIONS

| | | |
|------|------|------|
| 1962 | 2000 | 2011 |
| 2011 | 2012 | 2013 |
| 2014 | 2016 | 2017 |

UNIVERSITY OF NEW MEXICO

| | |
|------------------------|-------------------|
| Location | Albuquerque, N.M. |
| Founded | 1889 |
| Enrollment | 8,800 |
| Nickname | Lobos |
| Colors | Cherry and Silver |
| Affiliation | NCAA Division I |
| Conference | Mountain West |
| President | Garnett Stokes |
| Director of Athletics | Eddie Nunez |
| Faculty Representative | Karen Gaudreault |
| Athletic Dept. Phone | (505) 925-5521 |
| Ticket Operations | (505) 925-5627 |

BASEBALL STADIUM

| | |
|------------|---|
| Home Field | Santa Ana Star Field |
| Capacity | 1,000 |
| Dimensions | 338 (LF); 408 (LC); 420 (CF); 408 (RC) 338 (RF) |

UNM BASEBALL HISTORY

| | |
|------------------------------|--|
| First Season | 1899 |
| Overall Record | 1,940-1,794-18 (.519) |
| Overall MW Record | 337-260-1 (.564) |
| Years in NCAA Postseason | 6 (1962, 2010, '11, '12, '13, '16) |
| Conference Titles | 7 (1962, 2000, '11, '12, '13, '14, '17) |
| Conference Tournament Titles | 3 (2011, '12, '16) |

COACHING STAFF

| | |
|-------------------------------|--------------------|
| Head Coach | Tod Brown |
| Phone | (505) 925-5500 |
| Email | todbrown21@unm.edu |
| Years at UNM | 3rd season |
| Record at UNM | 54-63 (3 yr.) |
| Overall Record | 395-413 (15 yrs.) |
| Pitching Coach | Michael Lopez |
| Phone | (505) 925-5500 |
| Email | mlopez41@unm.edu |
| Years at UNM | 3rd season |
| Asst. Coach/Recruiting Coord. | Matt Risdon |
| Phone | (847) 630-6105 |
| Email | mrison@unm.edu |
| Years at UNM | 2nd season |
| Assistant Coach/Hitting | Justin Mitchell |
| Years at UNM | 1st season |
| Athletic Trainer | Robert Rimorin |

2023 REVIEW

| | |
|------------------------------|----------------|
| Overall Record | 26-25 |
| MWC Record (Finish) | 13-17 (5th) |
| Home Record | 17-10 |
| Away Record | 6-14 |
| Neutral Record | 3-1 |
| Starters Returning/Lost | 7/6 |
| Pitchers Returning/Lost | 8/8 |
| Letterwinners Returning/Lost | 15/19 |
| Newcomers | 24 |

5 THINGS TO KNOW

- UNM finished 2023 with the third-best team batting average (.328) in D-I and are up to .315 after last weekend.
- The Lobos improved from 21-33 in Brown's first season to 26-25 in '23, going from a 9.06 ERA as a team to a 5.95.
- UNM has rallied to avoid a series loss in both of their two four-game weekend series at home.
- The Lobos lead the MW in HR, total runs, total hits, double plays and BB -- they rank Top-5 in the nation in DPs per
- UNM lost three starting pitchers from last season but bolster their pitching depth with 12 newcomers.

NCAA D-I in walks, drawing 85 in total. Reed Spenrath and Sean Stephens are both riding impressive on-base and hitting streaks — Spenrath has reached base successfully in 15 straight games dating back to last season and has picked up a hit in eight straight, while Stephens has reached safely in 10 straight with a five-game hit streak. Stephens has connected on two or more hits in four of his last five, while Spenrath has finished with multiple hits in three of his last five.

OTHER NOTES

- Reed Spenrath has an 11-game on base streak dating back to the end of the 2023 season, even though he didn't have a hit this season until Feb. 22. He drew one walk in each of his first five games, and finished with two hits in the two games that he didn't draw at least one base on balls.
- LHP Justin Still is keeping it difficult in relief, with a 0.00 ERA over 4 innings of work. Opposing batters are hitting just .091 against him, and he struck out three in three clean innings of relief in his debut against Minnesota in Surprise.
- In Chase Weissenborn's absence due to injury, Devon Dixon has been efficient at shortstop, producing multiple putouts and multiple assists in each of his last four.

MOUNTAIN WEST BREAKDOWN

Through 12 games, the Lobos lead the Mountain West in 7 statistical categories:

- On Base Percentage (.444)
- Doubles (30)
- Home Runs (14)
- Walks (85)
- Putouts (309)
- Double Plays (14)
- Saves (4)

The Lobos rank second in the conference in 10 more categories -- they're just behind this weekend's opponents UNLV in seven of them.

- Batting Average (.315)
- Slugging Percentage (.511)

- Runs Scored (101)
- Hits (129)
- RBI (93)
- Total Bases (209)
- Stolen Bases (12)
- Batters Struck Out (98)
- Batters Struck Out Looking (33)
- Wins (7)

SEASON-OPENING NOTES / EARLY RETURNS

- UNM looks to improve its standing in the Mountain West for a third consecutive season — the Lobos finished sixth (10-20 MW) in Brown's first season as head coach in 2022 and narrowly missed out on the conference tournament with a fifth-place finish (13-17 MW) in 2023.
- The Lobos' offense in 2023 was one of their most productive in recent memory — UNM's .328 team batting average was the third-best in the NCAA and best in the Mountain West, as well as the Lobos' best since 2013.
- UNM's 26-25 record in 2023 was the most wins since 2017 and first winning season since then (not counting UNM's 14-4 record in the canceled COVID season of 2020).
- Reed Spenrath has been named to the Mountain West Baseball Preseason All-Conference Team, with the Lobos picked fifth in the preseason poll as voted on by the league's coaches. Spenrath was named to D1Baseball.com's Top 50 First Baseman rankings last week, coming in at No. 46 in the nation. He was named one of three captains for this year's Lobos squad along with fellow seniors Chase Weissenborn and Brett Russell.

BROWN'S PROGRAM-BUILDING RESUME

- In his first five seasons as head coach at North Dakota State, Brown's teams improved their winning percentage in each

CONTINUED ON PAGE 3

PRESEASON MWC COACHES' POLL





2024 Predicted Order of Finish

| RANK | SCHOOL | POINTS |
|------|--------------------|-----------|
| 1. | San José State (4) | 33 |
| 2. | Fresno State (2) | 28 |
| 3. | Air Force (1) | 27 |
| 4. | San Diego State | 19 |
| 5. | New Mexico | 15 |
| 5. | UNLV | 15 |
| 7. | Nevada | 10 |

PRESEASON ALL-MOUNTAIN WEST

| Name | Yr. | Pos. | Institution |
|----------------------|------------|------------|-------------------|
| Sam Kulasingam | Sr. | INF | Air Force |
| Jay Thomason | Sr. | INF | Air Force |
| Jake Dixon | GR. | P | Fresno State |
| Murf Gray | So. | INF | Fresno State |
| Tommy Hopfe | Jr. | UTL | Fresno State |
| Reed Spenrath | Sr. | INF | New Mexico |
| Chris Canada | Jr. | P | San Diego State |
| Omar Serrano | Jr. | P | San Diego State |
| Hunter Dorraugh | Sr. | INF | San José State |
| Robert Hamchuk | Sr. | OF | San José State |
| Theo Hardy | Sr. | INF | San José State |
| Mickey Thompson | Sr. | P | San José State |
| Rylan Charles | Sr. | OF | UNLV |

THE WEEK AHEAD

| Saturday | Sunday | Monday | Tuesday | Wednesday | Thursday | Friday |
|--|---|----------|--|-----------|----------|---|
|  2 VS HOFSTRA (DH) NOON MT SANTA ANA STAR FIELD ALBUQUERQUE, N.M. |  3 VS HOFSTRA NOON MT SANTA ANA STAR FIELD ALBUQUERQUE, N.M. | 4 |  5 VS TEXAS TECH 2 P.M. MT SANTA ANA STAR FIELD ALBUQUERQUE, N.M. | 6 | 7 |  8 VS UNLV 6 P.M. MDT SANTA ANA STAR FIELD ALBUQUERQUE, N.M. |

COACH BROWN VS. 2024 OPPONENTS

| OPPONENT | OVERALL | UNM | LAST |
|-----------------------|---------|-----|---------|
| Air Force | 6-6 | 6-6 | 4/23/23 |
| Arizona | 2-12 | 1-2 | 4/25/23 |
| Arizona State | 1-1 | 1-1 | 3/23/22 |
| Colorado State-Pueblo | 1-1 | 1-1 | 4/12/23 |
| CSU Bakersfield | 2-0 | 2-0 | 2/19/24 |
| Fresno State | 7-5 | 7-5 | 4/30/23 |
| Hofstra | 2-2 | 2-2 | 3/3/24 |
| Minnesota | 11-17 | 1-1 | 2/18/24 |
| Nevada | 6-4 | 5-4 | 3/25/23 |
| New Mexico State | 6-2 | 6-2 | 5/16/23 |
| Northern Colorado | 20-14 | 0-0 | 2/25/23 |
| Oregon State | 1-5 | 1-4 | 2/19/23 |
| San Diego State | 0-9 | 0-9 | 4/2/23 |
| San Jose State | 3-6 | 3-6 | 4/8/23 |
| South Dakota State | 34-36 | 3-1 | 2/24/2 |
| Texas Tech | 2-3 | 2-3 | 3/28/23 |
| UNLV | 2-7 | 2-7 | 5/7/23 |

season, going from 15-30 (.333) in his first season in 2008 to 40-20 (.667) in 2012 and finishing each of the next nine seasons above .400. The Bison reached the Summit League tournament eight times in that span, advancing to NCAA Regionals in 2014 and 2021.

- Brown coached the Bison to 40-win seasons in 2012 and 2021.

- In Brown's second season at UNM, the Lobos improved to 26-25 from 21-33 the year prior, with the highest team batting average since 2013 (.328) and lowest team ERA since 2016 (5.95).

- In 16 years as a D-I Head Coach, Brown has finished the season above .400 13 times and above .500 five times – the only three seasons in which he's finished below .400 were his first two years in Grand Forks (2008, 2009) and his first season in Albuquerque (2022).

SPENRATH CRACKS THE TOP 50 1B'S

- UNM Senior First Baseman Reed Spenrath was named to D1Baseball.com's Top 50 first baseman rankings, coming in at No. 46 in the nation.

A first-team all-conference selection in first season with the Lobos, Spenrath led the team and ranked second in the conference in 2023 with 19 home runs – the sixth-most in a single season in program history – and 65 RBIs. The 6'5" power hitter also led the team and ranked third in the conference with 54 runs scored, batting .321 while reaching base at a clip of .421. He finished the season with 16 multi-hit games and 18 multi-RBI games.

YOUR 2024 LOBOS ROSTER

- UNM's 2024 roster includes 16 returning players with 24 newcomers – the Lobos return seven position players who started at least 10 games in 2023 and losing six.

- Of the Lobos' newcomers, 8 are freshmen and 16 are transfers – 12 from junior colleges and four from four-year institutions.

- 29 players are upperclassmen – 13 seniors and 16 juniors – the most upperclassmen Brown has had on a roster in Albuquerque.

PITCHING RETURNERS

- The Lobos lost three

KEY POSITION PLAYER LOSSES

| Player, Pos. | Avg. | R | H | 2B | 3B | HR | RBI |
|----------------------------|------|----|----|----|----|----|-----|
| #4 Deylan Pigford, 2B | .297 | 39 | 43 | 9 | 3 | 5 | 13 |
| #7 Jeffrey David, INF/OF | .306 | 38 | 59 | 13 | 5 | 3 | 41 |
| #15 Braydon Runion, OF | .357 | 48 | 76 | 23 | 4 | 9 | 56 |
| #33 Dylan Ditzenberger, OF | .437 | 42 | 59 | 9 | 1 | 2 | 27 |
| #34 Lenny Junior Ashby, OF | .381 | 46 | 80 | 18 | 0 | 9 | 51 |

KEY PITCHING LOSSES

| Name, Pos. | ERA | APP | IP | W-L | SV | BB | K |
|------------------------|------|-----|------|-----|----|----|----|
| #2 Tristin Lively, SP | 4.42 | 13 | 77.1 | 6-4 | 0 | 23 | 62 |
| #10 Riley Egloff, SP | 6.05 | 13 | 74.1 | 7-3 | 0 | 21 | 67 |
| #27 Isaac Gallegos, SP | 4.35 | 12 | 70.1 | 4-2 | 0 | 32 | 60 |

TOP RETURNING POSITION PLAYERS

| Player, Pos., Yr. | Avg. | R | H | 2B | 3B | HR | RBI |
|-------------------------------|------|----|----|----|----|----|-----|
| #2 Chase Weissenborn, SS, Sr. | .291 | 36 | 52 | 10 | 2 | 1 | 27 |
| #3 Devon Dixon, 2B, Sr. | .274 | 38 | 45 | 10 | 0 | 6 | 27 |
| #11 Sean Stephens, OF Sr. | .349 | 11 | 22 | 5 | 1 | 1 | 8 |
| #19 Jake Holland, C, Sr. | .333 | 29 | 50 | 7 | 1 | 12 | 39 |
| #30 Reed Spenrath, 1B, Sr. | .321 | 54 | 61 | 11 | 4 | 19 | 65 |
| #24 Kyle Smith, C/DH, Sr. | .271 | 17 | 19 | 3 | 3 | 5 | 13 |

TOP RETURNING PITCHERS

| Pitcher, Yr. | ERA | APP | IP | W-L | SV | BB | K |
|------------------------------------|------|-----|------|-----|----|----|----|
| #6 Brian McBroom, RHP, Jr. | 5.53 | 25 | 40.2 | 4-2 | 3 | 11 | 39 |
| #19 Justin Still, LHP, Jr. | 5.91 | 17 | 21.1 | 0-1 | 0 | 16 | 20 |
| #23 Jaren Jackson, LHP, Sr. | 7.46 | 12 | 44.2 | 3-2 | 1 | 12 | 32 |
| #35 Arthur Steinkamp, LHP, Sr. | 2.81 | 15 | 25.2 | 0-1 | 0 | 4 | 12 |
| #46 Ben Baker-Livingston, RHP, Jr. | 8.62 | 10 | 24.0 | 0-4 | 0 | 10 | 10 |

TOP NEWCOMERS

| Pos. | Name | Yr. | '23 School |
|---------|----------------|-----|-------------------|
| RHP/INF | Andrew Neil | Jr. | Folsom Lake CC |
| 3B | Josh McAlister | Jr. | Ohio State |
| OF | Tye Wood | Jr. | Iowa Western |
| RHP | Dayne Pengelly | Jr. | Pima CC |
| RHP | David Lopez | Jr. | Wharton County JC |
| 1B/OF | Ethan Ott | Jr. | UNC Pembroke |

weekend starters (Tristin Lively, Riley Egloff,) to graduation, but return LHP Jaren Jackson, who made eight starts last season while pitching the most innings of any returner (44.2 IP).

- Five returners – Brian McBroom, Arthur Steinkamp, Ben Baker-Livingston, Justin Still and Wil Bannister -- all saw significant action in '23. UNM brings in 12 incoming pitchers this season – eight transfers and four freshmen. - Steinkamp posted the lowest

ERA of any pitcher with more than two appearances in 2023 (2.81), going his final 10 appearances without walking a single batter and only walking four on the season.

- McBroom led the Lobos with 25 appearances all out of the bullpen in '23, leading the team and ranking seventh in the conference with three saves while allowing zero or one earned runs in 20 appearances.

RETURNERS IN THE LINEUP

- UNM returns three starters that batted above .300 in 2023 – Jake Holland (.333), Reed Spenrath (.321) and Sean Stephens (.349). Spenrath and Holland led the team in slugging percentage last year, with Spenrath slugging at a .721 clip and Holland at .633, good for second and fourth-best in the Mountain West that season.

- The Lobos also return senior middle infield duo Chase Weissenborn (.291) and Devon Dixon (.274). Weissenborn is the Lobos' only returning player who started every game in 2023. Dixon and Weissenborn both connected on 10 doubles each last season.

- Other experienced seniors include catcher/DH Kyle Smith (20 starts in '23, 5 HR, 13 RBI) and infielder Konner Kinkade (10 starts, 35 appearances, 4 2B, 12 RBI). Both have earned multiple starts through the first eight games.

2023 BY THE NUMBERS

- UNM's .328 batting average in 2023 was its highest since 2013 – The Lobos led the Mountain West in that category and ranked third nationally.

- The Lobos hit 87 home runs – their most since 2003. That total led the Mountain West and is the third most in program history.

- UNM slugged .559 on the season, the sixth-highest in program history and highest since 2003, leading the Mountain West.

- With a .974 fielding percentage – second-highest in program history (2017) – the Lobos led the Mountain West.

- Improving from a 9.06 ERA as a team in Brown's first season to a 5.95, UNM only allowed 3.20 walks per nine innings, its lowest average since 2014 and the best in the Mountain West. The Lobos' 1.59 WHIP was its lowest since 2015.

- UNM scored 441 runs (most since 2017, led MW) and racked up 617 hits (most since 2017, led MW) to go with 24 triples (most since 2015, led MW) and 411 RBI (most since 2017, led MW).

- Lobo batters reached base at a .406 clip, UNM's best average since 2017 (Led MW).

- UNM turned 48 double plays in 51 games, the most in the MW and 33rd-most in the nation. The Lobos' .94 double plays per game ranked No. 9 in the nation.

TOP NEWCOMERS

Josh McAlister | INF | JR

The junior infielder transferred to UNM from Ohio State over the offseason, where he appeared in 87 games over three seasons, starting 76. He posted career-highs in walks (25), RBI (18) and fielding percentage (.954) in 36 games for the Buckeyes in 2023, and has started all four games at third base for the Lobos, getting on base in all four and finishing with four hits and two RBI as well as his fifth career homer.

BROWN ON MCALISTER: "Very athletic, good defensive player; has some juice

TEAM STATISTICS COMPARISON

GENERAL

NEW MEXICO

| | | |
|-------|-------------|-------|
| 26-25 | 2023 RECORD | 26-26 |
| 7-5 | 2024 RECORD | 9-2 |

TEXAS TECH

HITTING

| | | |
|-------|-----------------|-------|
| .315 | BATTING AVG. | .371 |
| 101 | RUNS | 152 |
| 129 | HITS | 151 |
| 30 | 2BS | 44 |
| 4 | 3BS | 3 |
| 14 | HRS | 20 |
| 93 | RBI | 139 |
| .511 | SLG% | .641 |
| .444 | ON-BASE% | .494 |
| 6 | SACRIFICE FLIES | 11 |
| 3 | SACRIFICE HITS | 0 |
| 12-18 | SB-SBA | 14-14 |

DEFENSE

| | | |
|------|---------|------|
| 309 | PUTOUTS | 291 |
| 103 | ASSISTS | 80 |
| 14 | ERRORS | 12 |
| .967 | FLD% | .969 |

PITCHING

| | | |
|-------|----------------------|------|
| 8.04 | ERA | 4.73 |
| 4 | SAVES | 3 |
| 103.0 | INNINGS PITCHED | 97.0 |
| 151 | HITS ALLOWED | 107 |
| 102 | RUNS ALLOWED | 56 |
| 92 | EARNED RUNS ALLOWED | 51 |
| 50 | WALKS | 40 |
| 98 | STRIKEOUTS | 106 |
| 38 | 2BS ALLOWED | 18 |
| 5 | 3BS ALLOWED | 2 |
| 19 | HRS ALLOWED | 9 |
| .343 | BATTING AVG. AGAINST | .279 |

SERIES NOTES:

| | |
|---------------------------|----|
| Highest Scoring Game: | 42 |
| Largest Margin of Defeat | 26 |
| Largest Margin of Victory | 15 |
| Most Runs by Texas Tech | 8 |
| Most Runs by UNM | 18 |

| |
|---------------------------|
| Tech 27, UNM 15 (4/26/17) |
| Tech 28, UNM 2 (3/15/22) |
| Tech 3, UNM 18 (2/9/85) |
| Mar. 15, 2022 |
| Feb. 9, 1985 |

in his bat and can hit doubles and home runs. He brings some experience at the Division I level coming in."

Tye Wood | OF | JR

A junior college transfer by way of Iowa Western, Wood hit for a .413 average last season at Iowa Western en route to his second First Team All-Region honor in as many seasons. In 2023, the switch-hitting outfielder connected on 16 doubles and five triples while stealing 23 bases. He's finished with a hit and a run in all three

games he appeared in over the weekend, drawing three walks.

BROWN ON WOOD: "He's had a nice spring so far – he's a guy that we expect to see a lot of playing action early."

Khalil Walker | OF | JR

Another JuCo transfer outfielder, Walker comes to UNM by way of Eastern Arizona College, where he was named First Team All-ACCAC and Second Team All-Region while also finishing the season as a National Golden Glove nominee.

NOTES, CONTINUED

He hit .350 for EAC last season, getting on base at a .458 clip while driving in 31 runs for the Gila Monsters. In 11 at-bats over his first weekend of action, Walker drew four walks and scored a pair of runs, connecting on a big double against Minnesota.

BROWN ON WALKER: "Left-handed hitter, high-speed guy, high-contact guy that can steal bases. Big defender in the outfield."

Andrew Neil | RHP/INF | JR

Neil – a two-way player during his two seasons at Folsom Lake CC – was slated to start Friday's season opener for the Lobos before a hand injury. He displays a potent three-pitch mix and accumulated a 9-3 record on the mound with a 4.44 ERA last season for the Falcons, hitting .320 with 25 RBI to go with eight doubles and three homers.

BROWN ON NEIL: "Hopefully here in the next two, three weeks, he'll resume starting to throw and get back out there. He's gonna be a big part of our pitching staff, either as a starter or a closer."

A LOOK AT THE SCHEDULE

- UNM's 54-game 2024 schedule, including 30 Mountain West Conference games, features five different teams that

reached NCAA Regionals last spring – Oregon State, Texas Tech, Arizona, San Jose State and Sam Houston State – with 27 games against nine opponents that ranked in the Top 150 in the nation in last season's final RPI rankings.

- UNM will play 30 games at Santa Ana Star Field in Albuquerque and 24 games on the road throughout the regular season. - UNM's first midweek matchup of the season with Texas Tech – who the Lobos walked off with a ninth-inning Jake Holland homer for an 11-10 win at home in their last meeting – is set for March 5.

- Mountain West play begins March 8-10 with a home series against UNLV, with UNM's first true road games of the season the following week with a midweek matchup at Arizona State (March 12) and a three-game conference swing with Nevada in Reno (March 15-17).

- The first of four Rio Grande Rivalry matchups with New Mexico State will take place on March 19 at home before UNM plays host to defending MW Champions San Jose State (March 22-24). They'll face the Aggies twice more in Las Cruces (April 9, April 30) before concluding the four-game season series at home on May 7.

- After a MW series with San Diego State on the road March 28-30, the Lobos

get four consecutive matchups with 2023 NCAA Regional qualifiers, set for a midweek matchup with Arizona in Tucson on April 2 before returning home to host 2023 WAC Champions Sam Houston State for a three-game set April 5-7 – UNM's final multi-game nonconference series of the season.

- Up next, another four-game homestand includes UNM's only MW series with Fresno State April 12-14 before a matchup with D-II CSU-Pueblo on April 16. The Lobos then travel to Air Force – another MW opponent they'll only face in one series – for a three-game series April 19-21 before heading down to Lubbock, Texas for their second and final meeting with Texas Tech April 23. Rematches with San Diego State at home (April 26-28), UNLV on the road (May 3-5), Nevada at home (May 10-12) and San Jose State on the road (May 16-18) comprise the remainder of UNM's regular season, with Senior Day set for May 12.

- Should the Lobos finish among the Top Four in the Mountain West standings, they'll earn a berth to the MWC Championships May 23-25, hosted this year by San Diego State. The winner earns the conference's automatic berth to an NCAA Regional.

2024 NEW MEXICO PITCH MIXES AND VELO RANGES

#6 BRIAN MCBROOM (RHP)

2-SEAM FB 87-90

SL 77-79

CH 76-77

#13 BRETT RUSSELL (RHP)

FB 90-94

CB 80-83

SPLT 81-83

#17 CRISTIAN MOGEN (RHP)

FB 88-91

CB 74-76

CH 78-80

#19 JUSTIN STILL (LHP)

FB 88-90

SL 78-80

SPLT 74-76

#22 BEN BAKER-LIVINGSTON (RHP)

FB 89-93

CUT 82-85

SL 78-81

CB 78-81

#23 JAREN JACKSON (LHP)

FB 89-93

SL 78-80

CH 76-78

#27 DAVID LOPEZ (RHP)

FB 90-94

SL 82-84

CB 74-77

SPLT 84-87

#29 WYATT HARDY (RHP)

FB 89-92

SL 76-78

CUT 81-83

CB 72-74

CH 79-81

#31 DAYNE PENGELLY (RHP)

FB 92-95 (97)

SL 83-85

CH 85-87

#33 DAXTON PURSER (LHP)

FB 88-92

CB 74-76

SL 71-73

#34 JOSH BARNHOUSE (RHP)

FB 88-90

CB 73-75

SL 79-82

CH 79-81

#40 WIL BANNISTER (RHP)

FB 88-91

CUT 77-79

SL 73-75

CB 68-70

2024 NEW MEXICO BASEBALL ROSTER

| NO. | NAME | POS. | HT. | WT. | B/T | YR. | HOMETOWN |
|-----|----------------------|---------|------|-----|-----|-----|-----------------|
| 1 | Jordan Martinez | RHP | 5-11 | 185 | R/R | SO | Albuquerque, NM |
| 2 | Chase Weissenborn | INF | 5-11 | 185 | R/R | SR | Albuquerque, NM |
| 3 | Devon Dixon | INF | 6-1 | 185 | R/R | SR | Phoenix, AZ |
| 4 | Tye Wood | OF | 5-11 | 185 | S/L | JR | Gardner, KS |
| 5 | Cooper Brass | INF | 5-10 | 170 | R/R | FR | Chandler, AZ |
| 6 | Brian McBroom | RHP | 6-0 | 180 | R/R | SR | Oakley, CA |
| 7 | Derek Montijo | INF/OF | 6-0 | 175 | R/R | FR | Rio Rico, AZ |
| 8 | Konner Kinkade | INF | 5-10 | 190 | R/R | SR | Pullman, WA |
| 9 | Josh McAlister | INF | 6-2 | 185 | R/R | JR | Homewood, IL |
| 10 | Austin Munguia | C | 5-10 | 190 | R/R | JR | Round Rock, TX |
| 11 | Sean Stephens | OF | 5-11 | 190 | R/R | SR | Forney, TX |
| 12 | Will Asby | OF | 5-11 | 200 | L/R | SR | Sacramento, CA |
| 13 | Brett Russell | RHP | 6-0 | 200 | R/R | SR | Enid, OK |
| 14 | Akili Carris | INF | 6-2 | 185 | R/R | SO | Albuquerque, NM |
| 15 | Khalil Walker | OF | 5-10 | 170 | L/L | JR | Mansfield, TX |
| 17 | Cristian Mogen | RHP/INF | 6-0 | 180 | R/R | FR | Peoria, AZ |
| 18 | Jake Holland | C | 6-4 | 235 | R/R | SR | Orlando, FL |
| 19 | Justin Still | LHP | 6-3 | 215 | L/L | JR | Chandler, AZ |
| 20 | Luke Banister | C | 5-10 | 200 | R/R | JR | Round Rock, TX |
| 22 | Ben Baker-Livingston | RHP | 6-2 | 185 | R/R | JR | Richardson, TX |
| 23 | Jaren Jackson | LHP | 6-3 | 225 | L/L | SR | Albuquerque, NM |
| 24 | Kyle Smith | C | 6-0 | 205 | R/R | SR | Wilmington, NC |
| 25 | Luke Wiseman | RHP | 6-0 | 215 | R/R | JR | Wylie, TX |
| 26 | Luke Mansy | INF/OF | 5-10 | 180 | L/R | SO | San Diego, CA |
| 27 | David Lopez | RHP | 5-10 | 170 | R/R | JR | Mission, TX |
| 29 | Wyatt Hardy | RHP | 6-2 | 185 | R/R | JR | Valor, CO |
| 30 | Reed Spenrath | 1B/OF | 6-5 | 230 | L/R | SR | El Campo, TX |
| 31 | Dayne Pengelly | RHP | 6-2 | 195 | L/R | JR | Rio Rancho, NM |
| 33 | Daxton Purser | LHP | 6-1 | 225 | L/L | JR | Providence, UT |
| 34 | Josh Barnhouse | RHP | 6-5 | 220 | R/R | JR | Prosper, TX |
| 35 | Arthur Steinkamp | LHP | 6-0 | 180 | L/L | SR | Los Alamos, NM |
| 38 | Blake Lehmbeck | RHP | 6-1 | 195 | R/R | FR | Tucson, AZ |
| 39 | Ryan Castillo | RHP | 6-2 | 180 | R/R | FR | Los Lunas, NM |
| 40 | Wil Bannister | RHP | 6-3 | 205 | R/R | SR | Las Cruces, NM |
| 41 | Blane Romero | RHP | 6-0 | 180 | R/R | SR | Spring, TX |
| 43 | Gene Trujillo | 1B | 6-5 | 230 | L/R | FR | Albuquerque, NM |
| 44 | Vascon Smith | OF | 6-0 | 185 | R/R | FR | Rio Rancho, NM |
| 47 | Ethan Ott | 1B/OF | 6-2 | 215 | R/R | JR | Chesapeake, VA |
| 48 | Andrew Neil | RHP/INF | 5-11 | 185 | L/R | JR | Oakley, CA |
| 49 | Cayne Killion | LHP | 6-0 | 200 | L/L | FR | Mesa, AZ |

COACHING STAFF

HEAD COACH: Tod Brown (3rd season)

ASSISTANT COACH/PITCHING: Michael Lopez (3rd season)

ASSISTANT COACH/RECRUITING COORDINATOR: Matt Risdon (2nd season)

ASSISTANT COACH/HITTING: Justin Mitchell (1st season)

PRONUNCIATIONS

2 – WIZE-en-born
3 – DEVV-in
7 – mon-TI-HO
8 – kinn-KADE
9 – micAlister
10 – moon-hee-yuh

12 – Ass-bee
14 – uh-KILL-ee
15 – Kuhleel
17 – Mow-gen
27 – Dah-veed
31 – Pen-GHELL-ee

35 – stine-camp
38 – lem-beck
43 – Tru-hee-yo
44 – vas-kun
48 – neal

BY CLASS

Seniors (8): Devon Dixon, Konner Kinkade, Sean Stephens, Chase Weissenborn, Brett Russell, Jake Holland, Jaren Jackson, Kyle Smith, Reed Spenrath, Arthur Steinkamp, Wil Bannister

Juniors (21): Justin Still, Ben Baker-Livingston

Sophomores (3): Jordan Martinez, Akili Carris, Luke Mansy

Freshmen (9): Cooper Brass, Derek Montijo, Cristian Mogen, Blake Lehmbeck, Ryan Castillo, Gene Trujillo, Vascon Smith, Cayne Killion

BY STATE

New Mexico (10): Jordan Martinez, Chase Weissenborn, Akili Carris, Jaren Jackson, Arthur Steinkamp, Wil Bannister, Dayne Pengelly, Ryan Castillo, Gene Trujillo, Vascon Smith

Texas (10): Austin Munguia, Sean Stephens, Khalil Walker, Luke Banister, Ben Baker-Livingston, Luke Wiseman, David Lopez, Reed Spenrath, Josh Barnhouse, Blane Romero

Arizona (7): Devon Dixon, Derek Montijo, Cooper Brass, Justin Still, Cristian Mogen, Blake Lehmbeck, Cayne Killion

California (4): Brian McBroom, Will Asby, Luke Mansy, Andrew Neil

Colorado (1): Wyatt Hardy

Florida (1): Jake Holland

Illinois (1): Josh McAlister

Kansas (1): Tye Wood
North Carolina (1): Kyle Smith

Oklahoma (1): Brett Russell

Utah (1): Daxton Purser

Virginia (1): Ethan Ott

Washington (1): Konner Kinkade

2024 NEW MEXICO OVERALL STATS

Record: 7-5 Home: 5-3 Away: 0-0 Neutral: 2-2 MW: 0-0

| Date | Opponent | Score | Player | avg | slug | ob% | g | ab | r | h | 2b | 3b | hr | rbi | bb | so | sb | cs | e |
|-------|--------------------|---------|-----------------|------|-------|------|----|-----|-----|-----|----|----|----|-----|----|----|----|----|----|
| 2/16 | vs #7 Oregon State | L 6-15 | STEPHENS, Sean | .425 | .550 | .540 | 11 | 40 | 9 | 17 | 1 | 2 | 0 | 6 | 9 | 3 | 6 | 2 | 0 |
| 2/17 | vs CSU Bakersfield | w 4-3 | OTT, Ethan | .355 | .548 | .447 | 8 | 31 | 5 | 11 | 3 | 0 | 1 | 10 | 5 | 13 | 0 | 0 | 0 |
| 2/18 | vs Minnesota | L 2-11 | ASBY, Will | .325 | .700 | .440 | 12 | 40 | 11 | 13 | 3 | 0 | 4 | 14 | 8 | 3 | 0 | 0 | 0 |
| 2/19 | vs CSU Bakersfield | w 6-2 | SPENRATH, Reed | .317 | .488 | .491 | 12 | 41 | 9 | 13 | 5 | 1 | 0 | 6 | 13 | 13 | 0 | 0 | 1 |
| 2/22 | SOUTH DAKOTA STATE | L 5-11 | KINKADE, Konner | .313 | .375 | .429 | 12 | 32 | 7 | 10 | 2 | 0 | 0 | 9 | 7 | 9 | 0 | 0 | 2 |
| 2/23 | SOUTH DAKOTA STATE | w 12-11 | HOLLAND, Jake | .300 | .800 | .324 | 8 | 30 | 6 | 9 | 3 | 0 | 4 | 11 | 1 | 7 | 0 | 0 | 1 |
| 2/24 | SOUTH DAKOTA STATE | w 9-8 | MCALISTER, Josh | .295 | .455 | .380 | 12 | 44 | 9 | 13 | 2 | 1 | 1 | 7 | 5 | 10 | 3 | 0 | 1 |
| 2/24 | SOUTH DAKOTA STATE | w 13-2 | WALKER, Khalil | .286 | .321 | .474 | 9 | 28 | 9 | 8 | 1 | 0 | 0 | 4 | 10 | 6 | 0 | 2 | 1 |
| 3/1 | HOFSTRA | L 9-10 | MANSY, Luke | .240 | .280 | .441 | 10 | 25 | 7 | 6 | 1 | 0 | 0 | 3 | 9 | 4 | 0 | 0 | 0 |
| 3/2 | HOFSTRA | L 15-16 | DIXON, Devon | .200 | .250 | .289 | 11 | 40 | 8 | 8 | 2 | 0 | 0 | 2 | 4 | 11 | 0 | 0 | 1 |
| ----- | | | | | | | | | | | | | | | | | | | |
| 3/2 | HOFSTRA | w 11-7 | SMITH, Kyle | .429 | .762 | .571 | 7 | 21 | 8 | 9 | 4 | 0 | 1 | 9 | 5 | 6 | 0 | 1 | 1 |
| 3/3 | HOFSTRA | w 9-6 | WOOD, Tye | .409 | .727 | .629 | 10 | 22 | 10 | 9 | 1 | 0 | 2 | 7 | 9 | 6 | 3 | 1 | 1 |
| | | | TRUJILLO, Gene | .333 | 1.333 | .333 | 3 | 3 | 1 | 1 | 0 | 0 | 1 | 2 | 0 | 2 | 0 | 0 | 0 |
| | | | WEISSENBORN, C | .167 | .333 | .167 | 4 | 12 | 0 | 2 | 2 | 0 | 0 | 3 | 0 | 5 | 0 | 0 | 1 |
| | | | NEIL, Andrew | .000 | .000 | .000 | 2 | 0 | 2 | 0 | 0 | 0 | 0 | 0 | 0 | 0 | 0 | 0 | 0 |
| | | | MUNGUIA, Austin | .000 | .000 | .000 | 1 | 0 | 0 | 0 | 0 | 0 | 0 | 0 | 0 | 0 | 0 | 0 | 0 |
| | | | Totals | .315 | .511 | .444 | 12 | 409 | 101 | 129 | 30 | 4 | 14 | 93 | 85 | 98 | 12 | 6 | 14 |
| | | | Opponents | .343 | .582 | .421 | 12 | 440 | 102 | 151 | 38 | 5 | 19 | 94 | 50 | 98 | 20 | 4 | 16 |

LOB - Team (121), Opp (103). DPs turned - Team (14), Opp (8). IBB - Team (2), SPENRATH, R. 1, MCALISTER, J 1. Picked off - STEPHENS, S. 1.

| Player | era | w-l | app | gs | cg | sh | sv | ip | h | r | er | bb | so | avg | hr |
|-------------------|-------|-----|-----|----|----|----|----|-------|-----|-----|----|----|----|------|----|
| BANNISTER, Wil | 5.68 | 1-0 | 3 | 2 | 0 | 0 | 0 | 12.2 | 19 | 8 | 8 | 5 | 9 | .345 | 2 |
| LOPEZ, David | 6.14 | 1-0 | 3 | 3 | 0 | 0 | 0 | 14.2 | 20 | 12 | 10 | 5 | 12 | .323 | 1 |
| ----- | | | | | | | | | | | | | | | |
| STILL, Justin | 0.00 | 1-0 | 4 | 0 | 0 | 0 | 1 | 6.0 | 4 | 1 | 0 | 6 | 7 | .190 | 0 |
| MOGEN, Cristian | 0.00 | 1-0 | 1 | 0 | 0 | 0 | 0 | 2.0 | 2 | 0 | 0 | 0 | 0 | .250 | 0 |
| BAKER-LIVINGSTON | 3.00 | 0-0 | 2 | 2 | 0 | 0 | 0 | 6.0 | 6 | 2 | 2 | 1 | 8 | .286 | 0 |
| PURSER, Daxton | 3.38 | 0-0 | 4 | 1 | 0 | 0 | 0 | 10.2 | 8 | 4 | 4 | 8 | 6 | .222 | 1 |
| MCBROOM, Brian | 5.06 | 1-0 | 4 | 0 | 0 | 0 | 2 | 5.1 | 6 | 3 | 3 | 0 | 6 | .273 | 2 |
| STEINKAMP, Arthur | 7.20 | 0-0 | 4 | 0 | 0 | 0 | 0 | 5.0 | 9 | 5 | 4 | 2 | 2 | .391 | 0 |
| RUSSELL, Brett | 8.10 | 1-0 | 2 | 1 | 0 | 0 | 0 | 10.0 | 10 | 11 | 9 | 3 | 11 | .256 | 1 |
| LEHMBECK, Blake | 9.00 | 0-0 | 1 | 0 | 0 | 0 | 0 | 1.0 | 3 | 1 | 1 | 0 | 2 | .500 | 0 |
| HARDY, Wyatt | 12.71 | 0-1 | 3 | 0 | 0 | 0 | 1 | 5.2 | 11 | 8 | 8 | 0 | 8 | .393 | 1 |
| BARNHOUSE, Josh | 13.50 | 0-0 | 4 | 0 | 0 | 0 | 0 | 8.0 | 17 | 14 | 12 | 6 | 9 | .436 | 3 |
| JACKSON, Jaren | 15.68 | 0-3 | 3 | 2 | 0 | 0 | 0 | 10.1 | 22 | 19 | 18 | 7 | 12 | .440 | 8 |
| PENGELLY, Dayne | 16.88 | 1-1 | 2 | 1 | 0 | 0 | 0 | 5.1 | 12 | 10 | 10 | 5 | 6 | .444 | 0 |
| CASTILLO, Ryan | 81.00 | 0-0 | 1 | 0 | 0 | 0 | 0 | 0.1 | 2 | 4 | 3 | 2 | 0 | .667 | 0 |
| Totals | 8.04 | 7-5 | 12 | 12 | 0 | 0 | 4 | 103.0 | 151 | 102 | 92 | 50 | 98 | .343 | 19 |
| Opponents | 7.96 | 5-7 | 12 | 12 | 0 | 0 | 2 | 98.1 | 129 | 101 | 87 | 85 | 98 | .315 | 14 |

PB - Team (2), HOLLAND, J. 2, Opp (2). Pickoffs - Team (2), RUSSELL, B. 1, BARNHOUSE, J 1, Opp (1). SBA/ATT - HOLLAND, J. (10-13), SMITH, K. (10-10), LOPEZ, D. (5-5), RUSSELL, B. (4-4), BARNHOUSE, J (2-3), PURSER, D. (1-3), STEINKAMP, A (3-3), BANNISTER, W (2-2), JACKSON, J. (1-2), PENGELLY, D. (1-1), STILL, J. (1-1).

| Score by innings | 1 | 2 | 3 | 4 | 5 | 6 | 7 | 8 | 9 | EX | Total |
|------------------|----|----|---|----|----|----|----|----|---|----|-------|
| New Mexico | 6 | 9 | 9 | 16 | 15 | 11 | 15 | 12 | 7 | 1 | 101 |
| Opponents | 14 | 14 | 6 | 15 | 18 | 8 | 9 | 12 | 4 | 2 | 102 |

Win-loss breakouts: Day 6-4; Night 1-1; vs Left 1-0; vs Right 6-5;
1-run games 3-2; 2-run games 0-0; 5+run games 1-3; Extra inns 0-1; Shutouts 0-0.
Current streak: Won 2; Longest winning streak: 3; Longest losing streak: 2.
Attendance: Home 3314 (avg 473); Away 4263 (avg 1065); Total 7577 (avg 688).

MOUNTAIN WEST AT A GLANCE

AIR FORCE (28-31, 17-13 MW)

Starters R/L: 8/3
Pitchers R/L: 11/5

Letterwinners R/L: 24/8
Newcomers: 14

Top Returning Players

| Player, Pos., Yr. | Avg. | R | H | 2B | 3B | HR | RBI |
|---------------------------|------|----|-----|----|----|----|-----|
| Sam Kulasingam, IF, Sr. | .426 | 71 | 100 | 28 | 4 | 6 | 51 |
| Jay Thomason, IF, Sr. | .344 | 55 | 78 | 21 | 1 | 21 | 74 |
| Jake Greiving, OF/DH, Sr. | .297 | 38 | 73 | 24 | 3 | 7 | 62 |
| Aerik Joe, SS, Sr. | .271 | 46 | 61 | 9 | 4 | 0 | 19 |
| Chase Spencer, OF, Jr. | .292 | 40 | 56 | 15 | 2 | 4 | 30 |

Top Returning Pitchers

| Starting Pitcher, Yr. | ERA | APP | IP | W-L | SV | BB | K |
|-----------------------|------|-----|------|-----|----|----|----|
| Dylan Rogers, Jr. | 8.51 | 15 | 67.2 | 2-5 | 0 | 24 | 46 |
| Seungmin Shim, Sr. | 7.38 | 18 | 42.2 | 4-3 | 0 | 26 | 36 |
| Ben Weber, So. | 6.13 | 21 | 54.1 | 2-3 | 0 | 20 | 30 |

| Relief Pitcher, Yr. | ERA | APP | IP | W-L | SV | BB | K |
|---------------------|------|-----|------|-----|----|----|----|
| Doyle Gehring, Sr. | 6.32 | 16 | 74.0 | 4-4 | 1 | 33 | 63 |

FRESNO STATE (30-27, 16-15 MW)

Starters R/L: 7/2
Pitchers R/L: 8/6

Letterwinners R/L: 7/4
Newcomers: 18

Top Returning Players

| Player, Pos., Yr. | Avg. | R | H | 2B | 3B | HR | RBI |
|-------------------------------|------|----|----|----|----|----|-----|
| Tommy Hopfe, UTL., Sr. | .321 | 37 | 70 | 14 | 3 | 13 | 54 |
| Triston "Murf" Gray, INF, So. | .298 | 29 | 54 | 8 | 2 | 8 | 38 |
| Grady Morgan, OF, Gr. | .286 | 46 | 59 | 14 | 4 | 9 | 30 |
| Bobby Blandford | .252 | 34 | 51 | 10 | 5 | 7 | 30 |

Top Returning Pitchers

| Starting Pitcher, Yr. | ERA | APP | IP | W-L | SV | BB | K |
|-----------------------|------|-----|------|-----|----|----|----|
| Jake Dixon, Gr. | 5.09 | 8 | 40.2 | 3-3 | 0 | 6 | 42 |

NEVADA (20-33, 10-20 MW)

Starters R/L: 9/4
Pitchers R/L: 7/10

Letterwinners R/L: 17/16
Newcomers: 18

Top Returning Players

| Player, Pos., Yr. | Avg. | R | H | 2B | 3B | HR | RBI |
|----------------------------|------|----|----|----|----|----|-----|
| Jesse Pierce, OF/INF, 5Y | .318 | 41 | 55 | 12 | 2 | 11 | 36 |
| Nolan Wilson, DH/OF, R-Jr. | .288 | 36 | 59 | 17 | 3 | 4 | 29 |
| Taylor Holder, OF, R-Jr. | .280 | 20 | 26 | 8 | 3 | 3 | 13 |

Top Returning Pitchers

| Starting Pitcher, Yr. | ERA | APP | IP | W-L | SV | BB | K |
|-----------------------|------|-----|------|-----|----|----|----|
| Jason Doktorczyk, Jr. | 6.45 | 14 | 75.1 | 3-5 | 0 | 18 | 71 |
| Casey Burfield, Sr. | 5.50 | 7 | 34.1 | 2-2 | 0 | 9 | 25 |

| Relief Pitcher, Yr. | ERA | APP | IP | W-L | SV | BB | K |
|---------------------|------|-----|------|-----|----|----|----|
| Kolby Kmetko, Sr. | 5.84 | 23 | 24.2 | 0-1 | 8 | 20 | 30 |
| Clayton Ray, 5Y | 4.50 | 15 | 8.0 | 0-1 | 0 | 3 | 8 |

NEW MEXICO (26-25, 13-17 MW)

Starters R/L: 7/6
Pitchers R/L: 8/8

Letterwinners R/L: 15/19
Newcomers: 24

Top Returning Players

| Player, Pos., Yr. | Avg. | R | H | 2B | 3B | HR | RBI |
|----------------------------|------|----|----|----|----|----|-----|
| Chase Weissenborn, SS, Sr. | .291 | 36 | 52 | 10 | 2 | 1 | 27 |
| Devon Dixon, 2B, Sr. | .274 | 38 | 45 | 10 | 0 | 6 | 27 |
| Sean Stephens, OF Sr. | .349 | 11 | 22 | 5 | 1 | 1 | 8 |
| Jake Holland, C, Sr. | .333 | 29 | 50 | 7 | 1 | 12 | 39 |
| Reed Spenrath, 1B, Sr. | .321 | 54 | 61 | 11 | 4 | 19 | 65 |
| Kyle Smith, C/DH, Sr. | .271 | 17 | 19 | 3 | 3 | 5 | 13 |

Top Returning Pitchers

| Starting Pitcher, Yr. | ERA | APP | IP | W-L | SV | BB | K |
|-------------------------|------|-----|------|-----|----|----|----|
| Jaren Jackson, LHP, Sr. | 7.46 | 12 | 44.2 | 3-2 | 1 | 12 | 32 |

| Relief Pitcher, Yr. | ERA | APP | IP | W-L | SV | BB | K |
|--------------------------------|------|-----|------|-----|----|----|----|
| Brian McBroom, RHP, Jr. | 5.53 | 25 | 40.2 | 4-2 | 3 | 11 | 39 |
| Justin Still, LHP, Jr. | 5.91 | 17 | 21.1 | 0-1 | 0 | 16 | 20 |
| Arthur Steinkamp, LHP, Sr. | 2.81 | 15 | 25.2 | 0-1 | 0 | 4 | 12 |
| Ben Baker-Livingston, RHP, Jr. | 8.62 | 10 | 24.0 | 0-4 | 0 | 10 | 10 |

SAN DIEGO STATE (24-29, 18-11 MW)

Starters R/L: 5/4
Pitchers R/L: 8/9

Letterwinners R/L: 17/15
Newcomers: 22

Top Returning Players

| Player, Pos., Yr. | Avg. | R | H | 2B | 3B | HR | RBI |
|--------------------------|------|----|----|----|----|----|-----|
| Shaun Montoya, OF, Jr. | .298 | 36 | 56 | 15 | 4 | 2 | 15 |
| Irvin Weems, OF, Jr. | .266 | 29 | 38 | 9 | 1 | 3 | 19 |
| Xavier Gonzalez, IF, Sr. | .247 | 17 | 44 | 8 | 1 | 1 | 21 |

Top Returning Pitchers

| Starting Pitcher, Yr. | ERA | APP | IP | W-L | SV | BB | K |
|--------------------------|------|-----|------|-----|----|----|----|
| Omar Serrano, Jr. | 5.43 | 16 | 53.0 | 1-5 | 1 | 21 | 62 |
| Chris Canada, Jr. | 5.69 | 13 | 61.2 | 3-5 | 0 | 29 | 72 |
| Xavier Cardenas III, So. | 3.31 | 15 | 16.1 | 1-0 | 0 | 16 | 24 |

| Relief Pitcher, Yr. | ERA | APP | IP | W-L | SV | BB | K |
|----------------------|------|-----|-----|-----|----|----|---|
| Jadon Bercovich, Sr. | 7.36 | 4 | 7.1 | 0-2 | 0 | 4 | 8 |

SAN JOSÉ STATE (31-27, 18-11 MW)

Starters R/L: 4/4/1
Pitchers R/L: 14/5

Letterwinners R/L: 16/9
Newcomers: 14

Top Returning Players

| Player, Pos., Yr. | Avg. | R | H | 2B | 3B | HR | RBI |
|--------------------------|------|----|----|----|----|----|-----|
| Theo Hardy SS, Sr. | .329 | 43 | 71 | 12 | 4 | 2 | 27 |
| Hunter Dorrrough 1B, Sr. | .324 | 51 | 72 | 18 | 0 | 10 | 45 |
| Robert Hamchuk LF, Sr. | .300 | 41 | 70 | 19 | 0 | 7 | 37 |
| Dalton Bowling 3B, Sr. | .299 | 39 | 67 | 19 | 0 | 12 | 53 |
| #Matt Spear C, Sr. | .247 | 29 | 42 | 6 | 0 | 5 | 26 |

Top Returning Pitchers

| Starting Pitcher, Yr. | ERA | APP | IP | W-L | SV | BB | K |
|-----------------------|------|-----|------|-----|----|----|----|
| Mickey Thompson, Sr. | 4.44 | 16 | 79.0 | 3-5 | 0 | 41 | 59 |
| Jesse Gutierrez, So. | 5.52 | 17 | 29.1 | 1-2 | 0 | 12 | 32 |
| Ethan Ross, Sr. | 8.35 | 13 | 36.2 | 3-1 | 0 | 23 | 37 |
| Cade Van Allen, Sr. | 6.39 | 16 | 31.0 | 3-3 | 0 | 19 | 25 |

| Relief Pitcher, Yr. | ERA | APP | IP | W-L | SV | BB | K |
|---------------------|------|-----|------|-----|----|----|----|
| Cade Van Allen, Sr. | 6.39 | 16 | 31.0 | 3-3 | 0 | 19 | 25 |

UNLV (21-30, 12-18 MW)

Starters R/L: 6/3
Pitchers R/L: 21/2

Letterwinners R/L: 11/3
Newcomers: 22

Top Returning Players

| Player, Pos., Yr. | Avg. | R | H | 2B | 3B | HR | RBI |
|-------------------|------|----|----|----|----|----|-----|
| Alex Pimentel, OF | .314 | 45 | 54 | 10 | 5 | 4 | 40 |
| Rylan Charles, OF | .280 | 46 | 60 | 9 | 5 | 7 | 39 |

Top Returning Pitchers

| Starting Pitcher, Yr. | ERA | APP | IP | W-L | SV | BB | K |
|-----------------------|------|-----|------|-----|----|----|----|
| Jordan Hanson, So. | 5.35 | 9 | 35.1 | 2-1 | 0 | 12 | 19 |
| Noah Carabajal, Sr. | 6.07 | 14 | 46 | 1-8 | 1 | 18 | 42 |

| Relief Pitcher, Yr. | ERA | APP | IP | W-L | SV | BB | K |
|---------------------|------|-----|------|-----|----|----|----|
| Reese Lueck, So. | 9.00 | 13 | 13 | 0-0 | 1 | 7 | 8 |
| Sam Simon, Jr. | 5.74 | 14 | 26.2 | 0-1 | 1 | 9 | 15 |

MOUNTAIN WEST STATS LEADERS

TEAM BATTING

| | g | avg | ab | r | h | 2b | 3b | hr | bb | so | sb-att |
|-----------------|----|------|------|-----|-----|-----|----|----|-----|-----|--------|
| UNLV | 11 | .324 | 401 | 107 | 130 | 29 | 6 | 14 | 63 | 73 | 5-10 |
| New Mexico | 12 | .315 | 409 | 101 | 129 | 30 | 4 | 14 | 85 | 98 | 12-18 |
| Nevada | 10 | .291 | 357 | 62 | 104 | 27 | 2 | 11 | 34 | 80 | 7-12 |
| Fresno State | 10 | .276 | 326 | 62 | 90 | 27 | 4 | 7 | 29 | 80 | 4-6 |
| San Diego State | 11 | .261 | 394 | 71 | 103 | 28 | 4 | 6 | 33 | 124 | 5-8 |
| Air Force | 11 | .241 | 349 | 56 | 84 | 15 | 2 | 8 | 51 | 117 | 19-22 |
| San Jose State | 11 | .235 | 375 | 61 | 88 | 16 | 7 | 12 | 44 | 97 | 4-5 |
| Totals | 38 | .279 | 2611 | 520 | 728 | 172 | 29 | 72 | 339 | 669 | 56-81 |

TEAM PITCHING

| | g | era | w | l | sv | ip | h | r | er | bb | so |
|-----------------|----|------|----|----|----|-------|-----|-----|-----|-----|-----|
| Fresno State | 10 | 2.90 | 7 | 3 | 2 | 87.0 | 78 | 34 | 28 | 24 | 94 |
| UNLV | 11 | 3.40 | 9 | 2 | 2 | 98.0 | 90 | 48 | 37 | 39 | 88 |
| San Diego State | 11 | 5.45 | 4 | 7 | 1 | 99.0 | 86 | 77 | 60 | 63 | 116 |
| Nevada | 10 | 5.76 | 4 | 6 | 0 | 86.0 | 89 | 60 | 55 | 43 | 81 |
| Air Force | 11 | 6.20 | 3 | 7 | 0 | 90.0 | 101 | 72 | 62 | 51 | 75 |
| San Jose State | 11 | 7.95 | 4 | 7 | 1 | 94.0 | 121 | 101 | 83 | 50 | 67 |
| New Mexico | 12 | 8.04 | 7 | 5 | 4 | 103.0 | 151 | 102 | 92 | 50 | 98 |
| Totals | 38 | 5.71 | 38 | 37 | 10 | 657.0 | 716 | 494 | 417 | 320 | 619 |

TEAM FIELDING

| | g | po | a | e | pct | dp | pb | sba-att |
|-----------------|----|------|-----|----|------|----|----|---------|
| Fresno State | 10 | 261 | 96 | 8 | .978 | 11 | 1 | 2-5 |
| San Jose State | 11 | 282 | 95 | 11 | .972 | 9 | 2 | 8-13 |
| UNLV | 11 | 294 | 109 | 12 | .971 | 5 | 0 | 4-6 |
| New Mexico | 12 | 309 | 103 | 14 | .967 | 14 | 2 | 20-24 |
| Nevada | 10 | 258 | 91 | 12 | .967 | 6 | 2 | 13-17 |
| San Diego State | 11 | 297 | 91 | 18 | .956 | 11 | 6 | 15-23 |
| Air Force | 11 | 270 | 138 | 20 | .953 | 7 | 2 | 20-27 |
| Totals | 38 | 1971 | 723 | 95 | .966 | 63 | 15 | 82-115 |

INDIVIDUAL BATTING

| Min 2.5 AB/Team game | g | avg | ab | r | h | rbi | 2b | 3b | hr | bb |
|----------------------|----|------|----|----|----|-----|----|----|----|----|
| SCHMIDT-LV | 10 | .448 | 29 | 12 | 13 | 7 | 1 | 1 | 0 | 6 |
| DITMAR-LV | 9 | .429 | 28 | 7 | 12 | 9 | 4 | 0 | 1 | 4 |
| STEPHENS, S.-NM | 11 | .425 | 40 | 9 | 17 | 6 | 1 | 2 | 0 | 9 |
| HIGGINS-LV | 11 | .400 | 45 | 15 | 18 | 5 | 5 | 1 | 1 | 6 |
| TURNER, Colby-SD | 11 | .395 | 43 | 10 | 17 | 12 | 3 | 3 | 1 | 3 |
| MORGAN, Grady-FS | 10 | .395 | 38 | 6 | 15 | 10 | 3 | 1 | 3 | 4 |
| SALDIVAR, Eddie-FS | 10 | .395 | 38 | 14 | 15 | 7 | 2 | 2 | 1 | 4 |
| HARVEY, Jake-NV | 8 | .393 | 28 | 6 | 11 | 2 | 2 | 0 | 0 | 3 |
| WILSON, Nolan-NV | 10 | .390 | 41 | 7 | 16 | 13 | 4 | 1 | 1 | 4 |
| KRYSZCZUK-LV | 11 | .381 | 42 | 12 | 16 | 18 | 4 | 1 | 3 | 8 |
| HEFFT-LV | 11 | .381 | 42 | 11 | 16 | 7 | 4 | 1 | 1 | 4 |
| PIERCE, Jesse-NV | 10 | .375 | 40 | 10 | 15 | 7 | 2 | 0 | 1 | 7 |
| CADENA, Nathan-SJ | 11 | .372 | 43 | 5 | 16 | 10 | 4 | 1 | 1 | 2 |
| Jay Thomason-AF | 11 | .364 | 44 | 12 | 16 | 7 | 3 | 1 | 2 | 6 |
| OTT, E.-NM | 8 | .355 | 31 | 5 | 11 | 10 | 3 | 0 | 1 | 5 |
| HOPFE, Tommy-FS | 10 | .351 | 37 | 6 | 13 | 9 | 6 | 0 | 1 | 6 |
| FREETHEY, JR-NV | 10 | .342 | 38 | 9 | 13 | 6 | 5 | 0 | 2 | 5 |
| ASBY, W.-NM | 12 | .325 | 40 | 11 | 13 | 14 | 3 | 0 | 4 | 8 |
| Chris Stallings-AF | 11 | .324 | 37 | 10 | 12 | 12 | 2 | 0 | 2 | 10 |
| BALL, Michael-NV | 10 | .324 | 37 | 7 | 12 | 8 | 3 | 0 | 2 | 1 |

INDIVIDUAL PITCHING

| Min 1.0 IP/Team game | app | era | w-l | sv | ip | h | r | er | bb | so |
|----------------------|-----|------|-----|----|------|----|----|----|----|----|
| RIDING, Jake-FS | 4 | 0.75 | 1-0 | 0 | 12.0 | 7 | 1 | 1 | 3 | 10 |
| ANKER, Jack-FS | 3 | 0.90 | 3-0 | 0 | 20.0 | 12 | 2 | 2 | 2 | 21 |
| SIMON-LV | 3 | 0.92 | 2-0 | 0 | 19.2 | 14 | 6 | 2 | 6 | 14 |
| DIXON, Jake-FS | 3 | 1.00 | 2-0 | 0 | 18.0 | 17 | 3 | 2 | 7 | 20 |
| SERRANO, Omar-SD | 3 | 2.55 | 1-0 | 0 | 17.2 | 11 | 5 | 5 | 6 | 13 |
| CATES-LV | 3 | 2.81 | 2-1 | 0 | 16.0 | 19 | 5 | 5 | 4 | 21 |
| Seungmin Shim-AF | 3 | 2.87 | 1-0 | 0 | 15.2 | 21 | 8 | 5 | 3 | 19 |
| DOKTORCZYK, Jason-NV | 3 | 2.89 | 2-0 | 0 | 18.2 | 12 | 6 | 6 | 2 | 19 |
| RIORDAN, Jacob-SD | 5 | 4.40 | 1-0 | 0 | 14.1 | 15 | 7 | 7 | 9 | 16 |
| CARDENAS, Xavier-SD | 3 | 5.65 | 1-1 | 0 | 14.1 | 12 | 10 | 9 | 8 | 13 |
| BANNISTER, W-NM | 3 | 5.68 | 1-0 | 0 | 12.2 | 19 | 8 | 8 | 5 | 9 |
| BEAL, Noah-FS | 3 | 6.00 | 0-2 | 0 | 15.0 | 24 | 14 | 10 | 2 | 17 |
| FOSHER, Peyton-NV | 3 | 6.14 | 0-1 | 0 | 14.2 | 20 | 12 | 10 | 4 | 8 |
| LOPEZ, D.-NM | 3 | 6.14 | 1-0 | 0 | 14.2 | 20 | 12 | 10 | 5 | 12 |
| CHASE, Keaton-SJ | 4 | 6.35 | 0-0 | 0 | 11.1 | 10 | 8 | 8 | 7 | 5 |

HITS

| | |
|-----------------------|----|
| HIGGINS-LV | 18 |
| TURNER, Colby-SD | 17 |
| STEPHENS, S.-NM | 17 |
| 5 tied with 16 hit(s) | |

RUNS SCORED

| | |
|--------------------|----|
| HIGGINS-LV | 15 |
| SALDIVAR, Eddie-FS | 14 |
| KRYSZCZUK-LV | 12 |
| SCHMIDT-LV | 12 |
| Jay Thomason-AF | 12 |

RUNS BATTED IN

| | |
|-----------------------|----|
| KRYSZCZUK-LV | 18 |
| ASBY, W.-NM | 14 |
| WILSON, Nolan-NV | 13 |
| 3 tied with 12 RBI(s) | |

DOUBLES

| | |
|-----------------|---|
| HOPFE, Tommy-FS | 6 |
| FREETHEY, JR-NV | 5 |
| HIGGINS-LV | 5 |
| SIPE, Evan-SD | 5 |
| SPENRATH, R.-NM | 5 |

TRIPLES

| | |
|--------------------|---|
| HARDY, Theo-SJ | 3 |
| TURNER, Colby-SD | 3 |
| SALDIVAR, Eddie-FS | 2 |
| STEPHENS, S.-NM | 2 |
| HAMCHUK, Robert-SJ | 2 |

HOME RUNS

| | |
|---------------------------|---|
| BOWLING, Dalton-SJ | 4 |
| DORRAUGH, Hunter-SJ | 4 |
| HOLLAND, J.-NM | 4 |
| ASBY, W.-NM | 4 |
| 4 tied with 3 home run(s) | |

TOTAL BASES

| | |
|------------------------------|----|
| KRYSZCZUK-LV | 31 |
| CHARLES-LV | 30 |
| TURNER, Colby-SD | 29 |
| MORGAN, Grady-FS | 29 |
| 2 tied with 28 total base(s) | |

STOLEN BASES

| | sb-att |
|--------------------|--------|
| STEPHENS, S.-NM | 6-8 |
| Chris Stallings-AF | 5-5 |
| Chase Spencer-AF | 5-5 |
| SCHMIDT-LV | 4-5 |
| PIERCE, Jesse-NV | 4-5 |

STRIKEOUTS

| | ip | so |
|----------------------|------|----|
| ANKER, Jack-FS | 20.0 | 21 |
| CATES-LV | 16.0 | 21 |
| DIXON, Jake-FS | 18.0 | 20 |
| Seungmin Shim-AF | 15.2 | 19 |
| DOKTORCZYK, Jason-NV | 18.2 | 19 |

MOUNTAIN WEST STATS LEADERS, CONT.

Batting avg

| | |
|--------------------|------|
| 1. UNLV | .322 |
| 2. Fresno State | .320 |
| 3. San Jose State | .294 |
| 4. San Diego State | .265 |

Runs scored

| | |
|--------------------|----|
| 1. UNLV | 59 |
| 2. San Jose State | 28 |
| 3. Fresno State | 24 |
| 4. San Diego State | 14 |

Doubles

| | |
|--------------------|----|
| 1. UNLV | 16 |
| 2. San Jose State | 11 |
| Fresno State | 11 |
| 4. San Diego State | 9 |

Total bases

| | |
|--------------------|-----|
| 1. UNLV | 121 |
| 2. San Jose State | 68 |
| 3. Fresno State | 48 |
| 4. San Diego State | 39 |

Walks

| | |
|--------------------|----|
| 1. UNLV | 37 |
| 2. San Jose State | 19 |
| 3. Fresno State | 10 |
| 4. San Diego State | 7 |

Sac bunts

| | |
|-----------------|---|
| 1. Fresno State | 2 |
| 2. UNLV | 1 |

Earned run avg

| | |
|--------------------|-------|
| 1. UNLV | 4.00 |
| 2. Fresno State | 4.15 |
| 3. San Diego State | 8.62 |
| 4. San Jose State | 12.24 |

Batters struck out

| | |
|--------------------|----|
| 1. UNLV | 49 |
| 2. Fresno State | 28 |
| 3. San Jose State | 24 |
| 4. San Diego State | 21 |

Losses

| | |
|-----------------|---|
| 1. UNLV | 2 |
| San Diego State | 2 |
| San Jose State | 2 |
| 4. Fresno State | 1 |

Sac bunts allowed

| | |
|-------------------|---|
| 1. UNLV | 2 |
| San Diego State | 2 |
| 3. San Jose State | 1 |

Runs allowed

| | |
|--------------------|----|
| 1. Fresno State | 14 |
| 2. San Diego State | 24 |
| 3. UNLV | 35 |
| 4. San Jose State | 44 |

Doubles allowed

| | |
|--------------------|----|
| 1. Fresno State | 9 |
| 2. San Diego State | 11 |
| 3. San Jose State | 12 |
| 4. UNLV | 14 |

Wild pitches

| | |
|--------------------|---|
| 1. San Jose State | 5 |
| UNLV | 5 |
| 3. Fresno State | 4 |
| 4. San Diego State | 2 |

Slugging pct

| | |
|--------------------|------|
| 1. San Jose State | .571 |
| 2. UNLV | .533 |
| 3. Fresno State | .495 |
| 4. San Diego State | .382 |

Hits

| | |
|--------------------|----|
| 1. UNLV | 73 |
| 2. San Jose State | 35 |
| 3. Fresno State | 31 |
| 4. San Diego State | 27 |

Triples

| | |
|-------------------|---|
| 1. UNLV | 4 |
| 2. San Jose State | 2 |

Total plate appearances

| | |
|--------------------|-----|
| 1. UNLV | 278 |
| 2. San Jose State | 140 |
| 3. Fresno State | 119 |
| 4. San Diego State | 113 |

Hit by pitch

| | |
|--------------------|---|
| 1. UNLV | 9 |
| Fresno State | 9 |
| 3. San Diego State | 4 |
| 4. San Jose State | 2 |

Sac flies

| | |
|-----------------|---|
| 1. UNLV | 4 |
| 2. Fresno State | 1 |

Opposing bat avg

| | |
|--------------------|------|
| 1. UNLV | .263 |
| 2. Fresno State | .265 |
| 3. San Diego State | .320 |
| 4. San Jose State | .364 |

Batters SO out looking

| | |
|--------------------|----|
| 1. UNLV | 16 |
| 2. San Jose State | 9 |
| 3. San Diego State | 8 |
| 4. Fresno State | 7 |

Saves

| | |
|--------------------|---|
| 1. UNLV | 2 |
| 2. San Diego State | 1 |
| San Jose State | 1 |

Sac flies allowed

| | |
|--------------------|---|
| 1. UNLV | 2 |
| 2. San Diego State | 1 |
| San Jose State | 1 |

Earned runs allowed

| | |
|--------------------|----|
| 1. Fresno State | 12 |
| 2. San Diego State | 23 |
| 3. UNLV | 24 |
| 4. San Jose State | 34 |

Triples allowed

| | |
|--------------------|---|
| 1. San Diego State | 0 |
| Fresno State | 0 |
| 3. UNLV | 3 |
| San Jose State | 3 |

Balks

| | |
|--------------------|---|
| 1. San Diego State | 2 |
| 2. Fresno State | 1 |

On base pct

| | |
|--------------------|------|
| 1. UNLV | .430 |
| 2. Fresno State | .427 |
| 3. San Jose State | .400 |
| 4. San Diego State | .336 |

Runs batted in

| | |
|--------------------|----|
| 1. UNLV | 51 |
| 2. San Jose State | 24 |
| Fresno State | 24 |
| 4. San Diego State | 12 |

Home runs

| | |
|--------------------|---|
| 1. UNLV | 8 |
| 2. San Jose State | 6 |
| 3. Fresno State | 2 |
| 4. San Diego State | 1 |

At bats

| | |
|--------------------|-----|
| 1. UNLV | 227 |
| 2. San Jose State | 119 |
| 3. San Diego State | 102 |
| 4. Fresno State | 97 |

Strikeouts

| | |
|--------------------|----|
| 1. UNLV | 39 |
| 2. San Diego State | 28 |
| 3. San Jose State | 26 |
| 4. Fresno State | 21 |

Stolen bases

| | |
|-----------------|---|
| 1. UNLV | 2 |
| 2. Fresno State | 1 |

Innings pitched

| | |
|--------------------|------|
| 1. UNLV | 54.0 |
| 2. Fresno State | 26.0 |
| 3. San Jose State | 25.0 |
| 4. San Diego State | 24.0 |

Wins

| | |
|-------------------|---|
| 1. UNLV | 4 |
| 2. Fresno State | 2 |
| 3. San Jose State | 1 |
| San Diego State | 1 |

Runners picked off

| | |
|----------------|---|
| 1. UNLV | 1 |
| Fresno State | 1 |
| San Jose State | 1 |

Hits allowed

| | |
|--------------------|----|
| 1. Fresno State | 27 |
| 2. San Diego State | 31 |
| 3. San Jose State | 43 |
| 4. UNLV | 57 |

Walks allowed

| | |
|--------------------|----|
| 1. Fresno State | 7 |
| 2. San Diego State | 10 |
| 3. San Jose State | 15 |
| 4. UNLV | 31 |

Home runs allowed

| | |
|--------------------|---|
| 1. Fresno State | 1 |
| 2. San Diego State | 2 |
| 3. UNLV | 6 |
| 4. San Jose State | 7 |

Hit batters

| | |
|--------------------|---|
| 1. San Diego State | 9 |
| 2. San Jose State | 5 |
| 3. Fresno State | 4 |
| 4. UNLV | 2 |

NCAA RANKING SUMMARY (TEAM)

| Statistic | National Rank | Conference Rank | Value | National Leader | Value | Conference Leader | Value |
|---|---------------|-----------------|-------|--|----------------|-------------------------|--------------|
| Base on Balls (295 ranked) | 11 | 1 | 85 | Ole Miss | 107 | New Mexico | 85 |
| Batting Average (295 ranked) | 40 | 2 | 0.315 | Wofford | 0.371 | UNLV | 0.324 |
| Double Plays (293 ranked) | 4 | 1 | 14 | Arkansas St. Coastal Carolina Michigan | 15 15 15 | New Mexico | 14 |
| Double Plays Per Game (293 ranked) | 14 | 1 | 1.17 | Washington | 1.56 | New Mexico | 1.17 |
| Doubles (295 ranked) | 17 | 1 | 30 | Texas Tech | 44 | New Mexico | 30 |
| Doubles Per Game (295 ranked) | 34 | 5 | 2.50 | Texas Tech | 4.00 | Fresno St. Nevada | 2.70 2.70 |
| Earned Run Average (295 ranked) | 241 | 7 | 8.04 | Texas A&M | 1.45 | Fresno St. | 2.90 |
| Fielding Percentage (295 ranked) | 147 | 4 | 0.967 | Creighton | 0.992 | Fresno St. | 0.978 |
| Hit Batters (295 ranked) | 155 | 5 | 14 | Northern Colo. | 37 | San Diego St. | 33 |
| Hit by Pitch (294 ranked) | 157 | 5 | 14 | Rutgers | 42 | Fresno St. UNLV | 23 23 |
| Hits (295 ranked) | 22 | 2 | 129 | Evansville | 152 | UNLV | 130 |
| Hits Allowed Per Nine Innings (295 ranked) | 278 | 7 | 13.19 | Louisiana Tech | 5.14 | San Diego St. | 7.82 |
| Home Runs (290 ranked) | 73 | 1 | 14 | Georgia | 30 | New Mexico UNLV | 14 14 |
| Home Runs Per Game (293 ranked) | 103 | 2 | 1.17 | Notre Dame | 2.90 | UNLV | 1.27 |
| On Base Percentage (295 ranked) | 25 | 1 | 0.444 | Texas Tech | 0.494 | New Mexico | 0.444 |
| Runs (295 ranked) | 40 | 2 | 101 | Texas Tech | 152 | UNLV | 107 |
| Sacrifice Bunts (225 ranked) | 130 | 4 | 3 | Western Ky. | 21 | Air Force Fresno St. | 6 6 |
| Sacrifice Flies (273 ranked) | 64 | 2 | 6 | Ole Miss Samford | 16 16 | UNLV | 7 |
| Scoring (295 ranked) | 67 | 2 | 8.4 | Texas Tech | 13.8 | UNLV | 9.7 |
| Shutouts (24 ranked) | | | | Alabama Nicholls Texas A&M | 4 4 4 | Fresno St. UNLV | 2 2 |
| Slugging Percentage (295 ranked) | 52 | 2 | 0.511 | Georgia | 0.672 | UNLV | 0.531 |
| Stolen Bases (294 ranked) | 137 | 2 | 12 | Radford | 48 | Air Force | 19 |
| Stolen Bases Per Game (294 ranked) | 158 | 2 | 1.00 | Radford | 4.80 | Air Force | 1.73 |
| Strikeout-to-Walk Ratio (295 ranked) | 124 | 3 | 1.96 | Arkansas | 5.62 | Fresno St. | 3.92 |
| Strikeouts Per Nine Innings (295 ranked) | 165 | 3 | 8.6 | Arkansas | 14.8 | San Diego St. | 10.5 |
| Triple Plays (1 ranked) | | | | Tennessee | 1 | | |
| Triples (189 ranked) | 35 | 3 | 4 | UIW | 10 | San Jose St. | 7 |
| Triples Per Game (251 ranked) | 60 | 5 | 0.33 | Radford | 0.90 | San Jose St. | 0.64 |
| WHIP (295 ranked) | 231 | 7 | 1.95 | Arkansas | 0.91 | Fresno St. | 1.17 |
| WL Pct (283 ranked) | 106 | 3 | 0.583 | 5 teams tied | 1.000 | UNLV | 0.818 |
| Walks Allowed Per Nine Innings (295 ranked) | 98 | 3 | 4.37 | Old Dominion | 2.30 | Fresno St. | 2.48 |

NCAA ACTIVE CAREER LEADERS

| Slugging Pct | | | |
|--------------|---------------|---------------|-------|
| Overall Rank | Division Rank | Player | Value |
| 45 | 13 | Reed Spenrath | 0.680 |

| Fewest Walks Per Nine Innings | | | |
|-------------------------------|---------------|---------------|-------|
| Overall Rank | Division Rank | Player | Value |
| - | 46 | Brian McBroom | 2.22 |

NCAA RANKING SUMMARY (INDIVIDUALS)

| Statistic | Player | National Rank | Conference Rank | Value | National Leader | Value | Conference Leader | Value |
|---|--|----------------|-----------------|----------------|--|----------------|---|----------------------|
| Base on Balls (111 ranked) | Reed Spenrath Khalil Walker | 24 111 | 1 2 | 13 10 | Will Turner, South Alabama | 17 | Reed Spenrath, New Mexico | 13 |
| Base on Balls Per Game (149 ranked) | Khalil Walker Reed Spenrath | 51 78 | 1 2 | 1.11 1.08 | Myles Smith, UC Irvine | 1.88 | Khalil Walker, New Mexico | 1.11 |
| Batting Average (248 ranked) | Sean Stephens Tye Wood | 99 150 | 3 4 | 0.425 0.409 | Joseph Eichelberger, Jackson St. | 0.639 | Parker Schmidt, UNLV | 0.448 |
| Complete Games (1 ranked) | | | | | 27 players tied | 1 | Omar Serrano, San Diego St. | 1 |
| Doubles (78 ranked) | Reed Spenrath | 78 | 2 | 5 | Damian Bravo, Texas Tech | 10 | Tommy Hopfe, Fresno St. | 6 |
| Doubles Per Game (116 ranked) | | | | | Damian Bravo, Texas Tech | 0.91 | Tommy Hopfe, Fresno St. | 0.60 |
| Earned Run Average (199 ranked) | | | | | 12 players tied | 0.00 | Jake Riding, Fresno St. | 0.75 |
| Games Started (9 ranked) | David Lopez | 9 | 1 | 3 | 8 players tied | 4 | 17 players tied | 3 |
| Hit Batters (58 ranked) | Dayne Pengelly | 58 | 4 | 4 | Brett Gastman, Charleston So. | 9 | Jacob Riordan, San Diego St. | 6 |
| Hit By Pitch Per Game (128 ranked) | Tye Wood | 128 | 1 | 0.40 | Angel Colon, Coppin St. Matt Masciangelo, Sacramento St. | 1.00 1.00 | Rocco Peppi, Fresno St. Eddie Saldivar, Fresno St. Tye Wood, New Mexico | 0.40 0.40 0.40 |
| Hit by Pitch (117 ranked) | Tye Wood | 117 | 1 | 4 | Matt Masciangelo, Sacramento St. Kody Watanabe, San Francisco | 10 10 | 6 players tied | 4 |
| Hits (113 ranked) | Sean Stephens | 113 | 2 | 17 | Damian Bravo, Texas Tech Charlie Condon, Georgia | 25 25 | Kade Higgins, UNLV | 18 |
| Hits Allowed Per Nine Innings (149 ranked) | | | | | RJ Sales, UNCW | 1.37 | Jake Riding, Fresno St. | 5.25 |
| Hits Per Game (150 ranked) | | | | | Joseph Eichelberger, Jackson St. Dylan Palmer, Hofstra | 2.30 2.30 | Kade Higgins, UNLV | 1.64 |
| Home Runs (81 ranked) | Will Asby Jake Holland | 81 81 | 1 1 | 4 4 | Drew Burress, Georgia Tech | 9 | 4 players tied | 4 |
| Home Runs Per Game (127 ranked) | | | | | Drew Burress, Georgia Tech | 0.90 | Dalton Bowling, San Jose St. Hunter Dorraugh, San Jose St. | 0.36 0.36 |
| On Base Percentage (150 ranked) | Tye Wood Sean Stephens | 9 97 | 1 3 | 0.629 0.540 | Joseph Eichelberger, Jackson St. | 0.717 | Tye Wood, New Mexico | 0.629 |
| Pitching Appearances (109 ranked) | | | | | 4 players tied | 8 | Evan Miranda, San Diego St. Jacob Riordan, San Diego St. Garvey Rumary, San Diego St. | 5 5 5 |
| Runs (115 ranked) | | | | | Patrick Clohisy, Saint Louis Hayden Moore, Saint Louis Marshall Toole, Wofford | 21 21 21 | Kade Higgins, UNLV | 15 |
| Runs Batted In (121 ranked) | Will Asby | 121 | 2 | 14 | Joel Dragoo, Presbyterian | 27 | Austin Kryszczuk, UNLV | 16 |
| Runs Batted In Per Game (149 ranked) | | | | | Jack Cooper, Columbia | 2.50 | Austin Kryszczuk, UNLV | 1.45 |
| Runs Per Game (137 ranked) | | | | | Ryley Preece, Morehead St. | 2.00 | Eddie Saldivar, Fresno St. | 1.40 |
| Sacrifice Bunts (61 ranked) | | | | | Garrison Weiss, Prairie View | 7 | Michael McKernan, Fresno St. | 2 |
| Sacrifice Bunts Per Game (116 ranked) | | | | | Garrison Weiss, Prairie View | 0.64 | Michael McKernan, Fresno St. | 0.25 |
| Sacrifice Flies (46 ranked) | Jake Holland Konner Kinkade | 46 46 | 2 2 | 2 2 | Lucas Steele, Samford | 5 | Alex Pimentel, UNLV | 3 |
| Saves (95 ranked) | Brian McBroom Wyatt Hardy Justin Still | 24 95 95 | 1 3 3 | 2 1 1 | Charlie Beilenson, Duke | 5 | Tommy Hopfe, Fresno St. Brian McBroom, New Mexico | 2 2 |
| Slugging Percentage (250 ranked) | Tye Wood Will Asby | 168 201 | 2 4 | 0.727 0.700 | Grant Knipp, Campbell | 1.290 | Grady Morgan, Fresno St. | 0.763 |
| Stolen Bases (144 ranked) | Sean Stephens | 58 | 1 | 6 | Marshall Toole, Wofford | 14 | Sean Stephens, New Mexico | 6 |
| Stolen Bases Per Game (145 ranked) | Sean Stephens | 75 | 1 | 0.55 | Marshall Toole, Wofford | 1.27 | Sean Stephens, New Mexico | 0.55 |
| Strikeout-to-Walk Ratio (137 ranked) | | | | | 10 players tied | 0.00 | Jack Anker, Fresno St. | 10.50 |
| Strikeouts (143 ranked) | | | | | Riley Huge, Winthrop | 37 | Jack Anker, Fresno St. Austin Cates, UNLV | 21 21 |
| Strikeouts Per Nine Innings (150 ranked) | | | | | Hagen Smith, Arkansas | 21.46 | Austin Cates, UNLV | 11.81 |
| Total Bases (148 ranked) | | | | | Charlie Condon, Georgia | 56 | Austin Kryszczuk, UNLV | 31 |
| Toughest to Strike Out (144 ranked) | Will Asby Sean Stephens | 71 71 | 3 3 | 13.3 13.3 | 8 players tied | 0.0 | Austin Kryszczuk, UNLV | 21.5 |
| Triples (80 ranked) | Sean Stephens Josh McAlister Reed Spenrath | 9 80 80 | 3 6 6 | 2 1 1 | Coleman Schmidt, Saint Mary's (CA) | 4 | Theo Hardy, San Jose St. Colby Turner, San Diego St. | 3 3 |
| Triples Per Game (118 ranked) | Sean Stephens | 51 | 5 | 0.18 | Coleman Schmidt, Saint Mary's (CA) | 0.36 | Theo Hardy, San Jose St. Colby Turner, San Diego St. | 0.27 0.27 |
| Victories (38 ranked) | | | | | Zachary Cawyer, TCU Matthew Matthijs, North Carolina Joshua Romero, CSUN | 4 4 4 | Jack Anker, Fresno St. | 3 |
| WHIP (150 ranked) | | | | | Luke Lyon, Troy | 0.48 | Jack Anker, Fresno St. | 0.70 |
| Walks Allowed Per Nine Innings (150 ranked) | | | | | 10 players tied | 0.00 | Jack Anker, Fresno St. | 0.90 |

LAST WEEK'S SERIES STATS (VS. HOFSTRA)

| Player | avg | gp-gs | ab | r | h | 2b | 3b | hr | rbi | tb | slg% | bb | hp | so | gdp | ob% | sf | sh | sb-att | po | a | e | fld% |
|-------------------|------|-------|-----|----|----|----|----|----|-----|----|-------|----|----|----|-----|------|----|----|--------|-----|----|---|-------|
| 11 STEPHENS, Sean | .500 | 4-4 | 16 | 6 | 8 | 0 | 0 | 0 | 2 | 8 | .500 | 3 | 1 | 2 | 0 | .600 | 0 | 0 | 4-5 | 10 | 0 | 0 | 1.000 |
| 30 SPENRATH, Reed | .500 | 4-4 | 14 | 5 | 7 | 3 | 0 | 0 | 1 | 10 | .714 | 6 | 1 | 5 | 0 | .667 | 0 | 0 | 0-0 | 32 | 1 | 1 | .971 |
| 47 OTT, Ethan | .417 | 3-3 | 12 | 4 | 5 | 2 | 0 | 1 | 5 | 10 | .833 | 1 | 1 | 5 | 0 | .500 | 0 | 0 | 0-0 | 0 | 0 | 0 | .000 |
| 9 MCALISTER, Josh | .385 | 4-3 | 13 | 3 | 5 | 2 | 1 | 0 | 4 | 9 | .692 | 2 | 0 | 4 | 0 | .467 | 0 | 0 | 0-0 | 1 | 2 | 0 | 1.000 |
| 18 HOLLAND, Jake | .333 | 3-3 | 12 | 3 | 4 | 0 | 0 | 3 | 8 | 13 | 1.083 | 0 | 0 | 4 | 0 | .308 | 1 | 0 | 0-0 | 23 | 4 | 1 | .964 |
| 15 WALKER, Khalil | .333 | 2-2 | 9 | 3 | 3 | 0 | 0 | 0 | 2 | 3 | .333 | 2 | 0 | 1 | 0 | .455 | 0 | 0 | 0-1 | 6 | 0 | 1 | .857 |
| 12 ASBY, Will | .294 | 4-4 | 17 | 7 | 5 | 2 | 0 | 1 | 5 | 10 | .588 | 2 | 1 | 1 | 0 | .381 | 1 | 0 | 0-0 | 5 | 0 | 0 | 1.000 |
| 3 DIXON, Devon | .214 | 4-4 | 14 | 3 | 3 | 1 | 0 | 0 | 0 | 4 | .286 | 4 | 0 | 2 | 1 | .389 | 0 | 0 | 0-0 | 9 | 11 | 1 | .952 |
| 8 KINKADE, Konner | .167 | 4-3 | 12 | 1 | 2 | 1 | 0 | 0 | 2 | 3 | .250 | 2 | 1 | 5 | 0 | .313 | 1 | 0 | 0-0 | 4 | 11 | 2 | .882 |
| 26 MANSY, Luke | .100 | 4-3 | 10 | 3 | 1 | 0 | 0 | 0 | 1 | 1 | .100 | 6 | 0 | 2 | 0 | .438 | 0 | 1 | 0-0 | 2 | 4 | 0 | 1.000 |
| ----- | | | | | | | | | | | | | | | | | | | | | | | |
| 24 SMITH, Kyle | .667 | 2-1 | 6 | 3 | 4 | 2 | 0 | 1 | 7 | 9 | 1.500 | 2 | 0 | 2 | 0 | .750 | 0 | 0 | 0-0 | 7 | 0 | 0 | 1.000 |
| 4 WOOD, Tye | .500 | 3-2 | 6 | 3 | 3 | 0 | 0 | 2 | 5 | 9 | 1.500 | 2 | 1 | 2 | 0 | .667 | 0 | 0 | 1-2 | 5 | 1 | 1 | .857 |
| Totals | .355 | 4 | 141 | 44 | 50 | 13 | 1 | 8 | 42 | 89 | .631 | 32 | 6 | 35 | 1 | .484 | 3 | 1 | 5-8 | 105 | 38 | 8 | .947 |
| Opponents | .361 | 4 | 155 | 39 | 56 | 14 | 1 | 3 | 37 | 81 | .523 | 25 | 4 | 28 | 2 | .452 | 4 | 0 | 12-15 | 99 | 32 | 6 | .956 |

LOB - Team (40), Opp (44). DPs turned - Team (2), Opp (1). IBB - Team (1), SPENRATH, R. 1.

(All games vs Hofstra Sorted by Earned run avg)

| Player | era | w-l | app | gs | cg | sho | sv | ip | h | r | er | bb | so | 2b | 3b | hr | b/avg | wp | hp | bk | sfa | sha |
|----------------------|-------|-----|-----|----|----|-----|----|------|----|----|----|----|----|----|----|----|-------|----|----|----|-----|-----|
| 33 PURSER, Daxton | 3.38 | 0-0 | 2 | 1 | 0 | 0/0 | 0 | 5.1 | 5 | 2 | 2 | 5 | 1 | 1 | 0 | 0 | .263 | 0 | 0 | 0 | 0 | 0 |
| 27 LOPEZ, David | 3.60 | 0-0 | 1 | 1 | 0 | 0/0 | 0 | 5.0 | 5 | 3 | 2 | 1 | 5 | 1 | 0 | 0 | .238 | 0 | 2 | 0 | 0 | 0 |
| 31 PENGELLY, Dayne | 8.31 | 1-0 | 1 | 0 | 0 | 0/0 | 0 | 4.1 | 7 | 4 | 4 | 2 | 5 | 1 | 1 | 0 | .368 | 3 | 1 | 1 | 1 | 0 |
| 40 BANNISTER, Wil | 9.00 | 0-0 | 1 | 1 | 0 | 0/0 | 0 | 5.0 | 9 | 5 | 5 | 3 | 4 | 1 | 0 | 1 | .391 | 0 | 0 | 0 | 0 | 0 |
| 13 RUSSELL, Brett | 12.60 | 1-0 | 1 | 1 | 0 | 0/0 | 0 | 5.0 | 8 | 7 | 7 | 3 | 3 | 3 | 0 | 1 | .381 | 0 | 0 | 0 | 0 | 0 |
| ----- | | | | | | | | | | | | | | | | | | | | | | |
| 19 STILL, Justin | 0.00 | 0-0 | 2 | 0 | 0 | 0/0 | 1 | 2.0 | 3 | 1 | 0 | 4 | 4 | 0 | 0 | 0 | .300 | 0 | 0 | 0 | 0 | 0 |
| 6 MCBROOM, Brian | 4.50 | 0-0 | 2 | 0 | 0 | 0/0 | 1 | 2.0 | 2 | 1 | 1 | 0 | 1 | 0 | 0 | 1 | .250 | 0 | 0 | 0 | 0 | 0 |
| 23 JACKSON, Jaren | 9.00 | 0-1 | 1 | 0 | 0 | 0/0 | 0 | 3.0 | 4 | 4 | 3 | 4 | 2 | 1 | 0 | 0 | .333 | 0 | 1 | 0 | 2 | 0 |
| 34 BARNHOUSE, Josh | 13.50 | 0-0 | 2 | 0 | 0 | 0/0 | 0 | 2.0 | 3 | 3 | 3 | 2 | 2 | 2 | 0 | 0 | .333 | 0 | 0 | 0 | 0 | 0 |
| 35 STEINKAMP, Arthur | 40.50 | 0-0 | 2 | 0 | 0 | 0/0 | 0 | 0.2 | 4 | 3 | 3 | 1 | 0 | 2 | 0 | 0 | .800 | 0 | 0 | 0 | 1 | 0 |
| 29 HARDY, Wyatt | 81.00 | 0-1 | 1 | 0 | 0 | 0/0 | 0 | 0.2 | 6 | 6 | 6 | 0 | 1 | 2 | 0 | 0 | .750 | 0 | 0 | 0 | 0 | 0 |
| Totals | 9.26 | 2-2 | 4 | 4 | 0 | 0/0 | 2 | 35.0 | 56 | 39 | 36 | 25 | 28 | 14 | 1 | 3 | .361 | 3 | 4 | 1 | 4 | 0 |
| Opponents | 11.18 | 2-2 | 4 | 4 | 0 | 0/0 | 1 | 33.0 | 50 | 44 | 41 | 32 | 35 | 13 | 1 | 8 | .355 | 7 | 6 | 1 | 3 | 1 |

Pickoffs - Team (2), BARNHOUSE, J 1, RUSSELL, B. 1. SBA/ATT - HOLLAND, J. (8-10), SMITH, K. (4-4), RUSSELL, B. (4-4), PURSER, D. (1-3), BARNHOUSE, J (1-2), BANNISTER, W (2-2), STEINKAMP, A (1-1), PENGELLY, D. (1-1), LOPEZ, D. (1-1), STILL, J. (1-1).

2024 SEASON / CAREER STATS COMPARISON

| Player | SEASON | | | | | | | | | | CAREER | | | | | | | | | |
|-----------------------|--------|-----|-----|----|-------|-----|-----|-------|----|----|--------|-----|-----|----|-------|-----|-----|-------|----|----|
| | CH | PO | A | E | Fld% | SBA | CSB | SBA% | PB | CI | Ch | PO | A | E | Fld% | SBA | CSB | SBA% | PB | CI |
| 11 STEPHENS, Sean | 22 | 22 | 0 | 0 | 1.000 | 0 | 0 | --- | 0 | 0 | 130 | 125 | 2 | 3 | .977 | 0 | 0 | --- | 0 | 0 |
| 12 ASBY, Will | 14 | 14 | 0 | 0 | 1.000 | 0 | 0 | --- | 0 | 0 | 14 | 14 | 0 | 0 | 1.000 | 0 | 0 | --- | 0 | 0 |
| 26 MANSY, Luke | 12 | 4 | 8 | 0 | 1.000 | 0 | 0 | --- | 0 | 0 | 12 | 4 | 8 | 0 | 1.000 | 0 | 0 | --- | 0 | 0 |
| 47 OTT, Ethan | 7 | 7 | 0 | 0 | 1.000 | 0 | 0 | --- | 0 | 0 | 7 | 7 | 0 | 0 | 1.000 | 0 | 0 | --- | 0 | 0 |
| 27 LOPEZ, David | 6 | 1 | 5 | 0 | 1.000 | 5 | 0 | 1.000 | 0 | 0 | 6 | 1 | 5 | 0 | 1.000 | 5 | 0 | 1.000 | 0 | 0 |
| 23 JACKSON, Jaren | 2 | 0 | 2 | 0 | 1.000 | 1 | 1 | .500 | 0 | 0 | 6 | 0 | 6 | 0 | 1.000 | 9 | 1 | .900 | 0 | 0 |
| 10 MUNGUIA, Austin | 2 | 2 | 0 | 0 | 1.000 | 0 | 0 | --- | 0 | 0 | 2 | 2 | 0 | 0 | 1.000 | 0 | 0 | --- | 0 | 0 |
| 31 PENGELLY, Dayne | 1 | 0 | 1 | 0 | 1.000 | 1 | 0 | 1.000 | 0 | 0 | 1 | 0 | 1 | 0 | 1.000 | 1 | 0 | 1.000 | 0 | 0 |
| 22 BAKER-LIVINGSTON,B | 1 | 0 | 1 | 0 | 1.000 | 0 | 0 | --- | 0 | 0 | 13 | 3 | 10 | 0 | 1.000 | 2 | 1 | .667 | 0 | 0 |
| 19 STILL, Justin | 1 | 1 | 0 | 0 | 1.000 | 1 | 0 | 1.000 | 0 | 0 | 13 | 3 | 9 | 1 | .923 | 5 | 3 | .625 | 0 | 0 |
| 43 TRUJILLO, Gene | 1 | 1 | 0 | 0 | 1.000 | 0 | 0 | --- | 0 | 0 | 1 | 1 | 0 | 0 | 1.000 | 0 | 0 | --- | 0 | 0 |
| 29 HARDY, Wyatt | 1 | 1 | 0 | 0 | 1.000 | 0 | 0 | --- | 0 | 0 | 1 | 1 | 0 | 0 | 1.000 | 0 | 0 | --- | 0 | 0 |
| 30 SPENRATH, Reed | 93 | 84 | 8 | 1 | .989 | 0 | 0 | --- | 0 | 0 | 471 | 442 | 26 | 3 | .994 | 0 | 0 | --- | 0 | 0 |
| 18 HOLLAND, Jake | 67 | 61 | 5 | 1 | .985 | 10 | 3 | .769 | 2 | 0 | 312 | 279 | 30 | 3 | .990 | 35 | 9 | .795 | 2 | 0 |
| 3 DIXON, Devon | 45 | 16 | 28 | 1 | .978 | 0 | 0 | --- | 0 | 0 | 249 | 85 | 157 | 7 | .972 | 0 | 0 | --- | 0 | 0 |
| 24 SMITH, Kyle | 39 | 38 | 0 | 1 | .974 | 10 | 0 | 1.000 | 0 | 0 | 211 | 189 | 20 | 2 | .991 | 18 | 10 | .643 | 2 | 0 |
| 8 KINKADE, Konner | 37 | 14 | 21 | 2 | .946 | 0 | 0 | --- | 0 | 0 | 109 | 44 | 59 | 6 | .945 | 0 | 0 | --- | 0 | 0 |
| 15 WALKER, Khalil | 17 | 16 | 0 | 1 | .941 | 0 | 0 | --- | 0 | 0 | 17 | 16 | 0 | 1 | .941 | 0 | 0 | --- | 0 | 0 |
| 9 MCALISTER, Josh | 17 | 3 | 13 | 1 | .941 | 0 | 0 | --- | 0 | 0 | 17 | 3 | 13 | 1 | .941 | 0 | 0 | --- | 0 | 0 |
| 4 WOOD, Tye | 16 | 14 | 1 | 1 | .938 | 0 | 0 | --- | 0 | 0 | 16 | 14 | 1 | 1 | .938 | 0 | 0 | --- | 0 | 0 |
| 2 WEISSENBORN, Chase | 15 | 8 | 6 | 1 | .933 | 0 | 0 | --- | 0 | 0 | 546 | 167 | 354 | 25 | .954 | 0 | 0 | --- | 0 | 0 |
| 35 STEINKAMP, Arthur | 3 | 1 | 1 | 1 | .667 | 3 | 0 | 1.000 | 0 | 0 | 18 | 5 | 12 | 1 | .944 | 4 | 0 | 1.000 | 0 | 0 |
| 34 BARNHOUSE, Josh | 3 | 0 | 2 | 1 | .667 | 2 | 1 | .667 | 0 | 0 | 3 | 0 | 2 | 1 | .667 | 2 | 1 | .667 | 0 | 0 |
| 13 RUSSELL, Brett | 3 | 1 | 1 | 1 | .667 | 4 | 0 | 1.000 | 0 | 0 | 18 | 5 | 10 | 3 | .833 | 17 | 1 | .944 | 0 | 0 |
| 40 BANNISTER, Wil | 1 | 0 | 0 | 1 | .000 | 2 | 0 | 1.000 | 0 | 0 | 5 | 1 | 2 | 2 | .600 | 2 | 0 | 1.000 | 0 | 0 |
| 39 CASTILLO, Ryan | 0 | 0 | 0 | 0 | .000 | 0 | 0 | --- | 0 | 0 | 0 | 0 | 0 | 0 | .000 | 0 | 0 | --- | 0 | 0 |
| 38 LEHMBECK, Blake | 0 | 0 | 0 | 0 | .000 | 0 | 0 | --- | 0 | 0 | 0 | 0 | 0 | 0 | .000 | 0 | 0 | --- | 0 | 0 |
| 6 MCBROOM, Brian | 0 | 0 | 0 | 0 | .000 | 0 | 0 | --- | 0 | 0 | 13 | 6 | 6 | 1 | .923 | 3 | 4 | .429 | 0 | 0 |
| 33 PURSER, Daxton | 0 | 0 | 0 | 0 | .000 | 1 | 2 | .333 | 0 | 0 | 0 | 0 | 0 | 0 | .000 | 1 | 2 | .333 | 0 | 0 |
| 17 MOGEN, Cristian | 0 | 0 | 0 | 0 | .000 | 0 | 0 | --- | 0 | 0 | 0 | 0 | 0 | 0 | .000 | 0 | 0 | --- | 0 | 0 |
| 48 NEIL, Andrew | 0 | 0 | 0 | 0 | .000 | 0 | 0 | --- | 0 | 0 | 0 | 0 | 0 | 0 | .000 | 0 | 0 | --- | 0 | 0 |
| Totals | 426 | 309 | 103 | 14 | .967 | 20 | 4 | .833 | 2 | 0 | | | | | | | | | | |
| Opponents | 403 | 295 | 92 | 16 | .960 | 12 | 6 | .667 | 2 | 0 | | | | | | | | | | |

2024 SEASON / CAREER FIELDING COMPARISON

| Player | SEASON | | | | | | | | | | | | | CAREER | | | | | | | | | | | | | |
|----------------------|--------|-------|-----|-----|-----|----|----|----|-----|----|-----|----|--------|--------|---------|-----|----|-----|----|----|----|-----|----|-----|-----|--------|--|
| | Avg | G-GS | AB | R | H | 2B | 3B | HR | RBI | BB | Hbp | SO | Sb-Att | Avg | G-GS | AB | R | H | 2B | 3B | HR | RBI | BB | Hbp | SO | Sb-Att | |
| 11 STEPHENS, Sean | .425 | 11-11 | 40 | 9 | 17 | 1 | 2 | 0 | 6 | 9 | 1 | 3 | 6-8 | .326 | 85-46 | 215 | 51 | 70 | 10 | 3 | 4 | 28 | 26 | 4 | 44 | 16-21 | |
| 47 OTT, Ethan | .355 | 8-8 | 31 | 5 | 11 | 3 | 0 | 1 | 10 | 5 | 1 | 13 | 0-0 | .355 | 8-8 | 31 | 5 | 11 | 3 | 0 | 1 | 10 | 5 | 1 | 13 | 0-0 | |
| 12 ASBY, Will | .325 | 12-10 | 40 | 11 | 13 | 3 | 0 | 4 | 14 | 8 | 1 | 3 | 0-0 | .325 | 12-10 | 40 | 11 | 13 | 3 | 0 | 4 | 14 | 8 | 1 | 3 | 0-0 | |
| 30 SPENRATH, Reed | .317 | 12-11 | 41 | 9 | 13 | 5 | 1 | 0 | 6 | 13 | 1 | 13 | 0-0 | .320 | 62-61 | 231 | 63 | 74 | 16 | 5 | 19 | 71 | 47 | 2 | 83 | 3-3 | |
| 8 KINKADE, Konner | .313 | 12-8 | 32 | 7 | 10 | 2 | 0 | 0 | 9 | 7 | 1 | 9 | 0-0 | .284 | 47-18 | 88 | 20 | 25 | 6 | 0 | 2 | 21 | 22 | 2 | 17 | 0-0 | |
| 18 HOLLAND, Jake | .300 | 8-8 | 30 | 6 | 9 | 3 | 0 | 4 | 11 | 1 | 1 | 7 | 0-0 | .328 | 49-42 | 180 | 35 | 59 | 10 | 1 | 16 | 50 | 9 | 2 | 39 | 0-0 | |
| 9 MCALISTER, Josh | .295 | 12-11 | 44 | 9 | 13 | 2 | 1 | 1 | 7 | 5 | 1 | 10 | 3-3 | .295 | 12-11 | 44 | 9 | 13 | 2 | 1 | 1 | 7 | 5 | 1 | 10 | 3-3 | |
| 15 WALKER, Khalil | .286 | 9-7 | 28 | 9 | 8 | 1 | 0 | 0 | 4 | 10 | 0 | 6 | 0-2 | .286 | 9-7 | 28 | 9 | 8 | 1 | 0 | 0 | 4 | 10 | 0 | 6 | 0-2 | |
| 26 MANSY, Luke | .240 | 10-6 | 25 | 7 | 6 | 1 | 0 | 0 | 3 | 9 | 0 | 4 | 0-0 | .240 | 10-6 | 25 | 7 | 6 | 1 | 0 | 0 | 3 | 9 | 0 | 4 | 0-0 | |
| 3 DIXON, Devon | .200 | 11-11 | 40 | 8 | 8 | 2 | 0 | 0 | 2 | 4 | 1 | 11 | 0-0 | .260 | 60-56 | 204 | 46 | 53 | 12 | 0 | 6 | 29 | 20 | 3 | 40 | 2-3 | |
| | | | | | | | | | | | | | | | | | | | | | | | | | | | |
| 24 SMITH, Kyle | .429 | 7-5 | 21 | 8 | 9 | 4 | 0 | 1 | 9 | 5 | 2 | 6 | 0-1 | .299 | 67-35 | 154 | 35 | 46 | 10 | 5 | 9 | 40 | 27 | 12 | 34 | 2-3 | |
| 4 WOOD, Tye | .409 | 10-8 | 22 | 10 | 9 | 1 | 0 | 2 | 7 | 9 | 4 | 6 | 3-4 | .409 | 10-8 | 22 | 10 | 9 | 1 | 0 | 2 | 7 | 9 | 4 | 6 | 3-4 | |
| 43 TRUJILLO, Gene | .333 | 3-0 | 3 | 1 | 1 | 0 | 0 | 1 | 2 | 0 | 0 | 2 | 0-0 | .333 | 3-0 | 3 | 1 | 1 | 0 | 0 | 1 | 2 | 0 | 0 | 2 | 0-0 | |
| 2 WEISSENBORN, Chase | .167 | 4-4 | 12 | 0 | 2 | 2 | 0 | 0 | 3 | 0 | 0 | 5 | 0-0 | .270 | 128-121 | 422 | 80 | 114 | 25 | 4 | 1 | 56 | 44 | 9 | 100 | 7-10 | |
| 48 NEIL, Andrew | .000 | 2-0 | 0 | 2 | 0 | 0 | 0 | 0 | 0 | 0 | 0 | 0 | 0-0 | .000 | 2-0 | 0 | 2 | 0 | 0 | 0 | 0 | 0 | 0 | 0 | 0 | 0-0 | |
| 10 MUNGUIA, Austin | .000 | 1-0 | 0 | 0 | 0 | 0 | 0 | 0 | 0 | 0 | 0 | 0 | 0-0 | .000 | 1-0 | 0 | 0 | 0 | 0 | 0 | 0 | 0 | 0 | 0 | 0 | 0-0 | |
| Totals | .315 | 12-12 | 409 | 101 | 129 | 30 | 4 | 14 | 93 | 85 | 14 | 98 | 12-18 | | | | | | | | | | | | | | |
| Opponents | .343 | 12-12 | 440 | 102 | 151 | 38 | 5 | 19 | 94 | 50 | 14 | 98 | 20-24 | | | | | | | | | | | | | | |

(All games Sorted by Earned run avg)

| Player | (All Games Sorted by Earned Run Avg) | | | | | | | | | | | | | | CAREER | | | | | | | | | | | | | |
|-----------------------|--------------------------------------|-----|-----|----|----|-----|----|-------|-----|-----|----|----|----|-------|--------|-----|----|----|-----|----|------|-----|----|----|----|----|--|--|
| | ERA | W-L | App | GS | CG | Sho | Sv | IP | H | R | ER | BB | SO | ERA | W-L | App | GS | CG | Sho | Sv | IP | H | R | ER | BB | SO | | |
| 40 BANNISTER, Wil | 5.68 | 1-0 | 3 | 2 | 0 | 0 | 0 | 12.2 | 19 | 8 | 8 | 5 | 9 | 7.96 | 2-3 | 19 | 3 | 0 | 0 | 1 | 31.2 | 50 | 29 | 28 | 13 | 20 | | |
| 27 LOPEZ, David | 6.14 | 1-0 | 3 | 3 | 0 | 0 | 0 | 14.2 | 20 | 12 | 10 | 5 | 12 | 6.14 | 1-0 | 3 | 3 | 0 | 0 | 0 | 14.2 | 20 | 12 | 10 | 5 | 12 | | |
| 19 STILL, Justin | 0.00 | 1-0 | 4 | 0 | 0 | 0 | 1 | 6.0 | 4 | 1 | 0 | 6 | 7 | 7.53 | 2-5 | 34 | 5 | 0 | 0 | 1 | 57.1 | 74 | 55 | 48 | 40 | 60 | | |
| 17 MOGEN, Cristian | 0.00 | 1-0 | 1 | 0 | 0 | 0 | 0 | 2.0 | 2 | 0 | 0 | 0 | 0 | 0.00 | 1-0 | 1 | 0 | 0 | 0 | 0 | 2.0 | 2 | 0 | 0 | 0 | 0 | | |
| 22 BAKER-LIVINGSTON,B | 3.00 | 0-0 | 2 | 2 | 0 | 0 | 0 | 6.0 | 6 | 2 | 2 | 1 | 8 | 8.89 | 2-5 | 24 | 8 | 0 | 0 | 0 | 52.2 | 87 | 53 | 52 | 22 | 36 | | |
| 33 PURSER, Daxton | 3.38 | 0-0 | 4 | 1 | 0 | 0 | 0 | 10.2 | 8 | 4 | 4 | 8 | 6 | 3.38 | 0-0 | 4 | 1 | 0 | 0 | 0 | 10.2 | 8 | 4 | 4 | 8 | 6 | | |
| 6 MCBROOM, Brian | 5.06 | 1-0 | 4 | 0 | 0 | 0 | 2 | 5.1 | 6 | 3 | 3 | 0 | 6 | 5.82 | 7-4 | 46 | 0 | 0 | 0 | 8 | 85.0 | 105 | 65 | 55 | 21 | 73 | | |
| 35 STEINKAMP, Arthur | 7.20 | 0-0 | 4 | 0 | 0 | 0 | 0 | 5.0 | 9 | 5 | 4 | 2 | 2 | 6.22 | 1-1 | 36 | 0 | 0 | 0 | 0 | 46.1 | 61 | 43 | 32 | 10 | 26 | | |
| 13 RUSSELL, Brett | 8.10 | 1-0 | 2 | 1 | 0 | 0 | 0 | 10.0 | 10 | 11 | 9 | 3 | 11 | 9.28 | 2-7 | 22 | 15 | 0 | 0 | 0 | 74.2 | 133 | 92 | 77 | 36 | 64 | | |
| 38 LEHMBECK, Blake | 9.00 | 0-0 | 1 | 0 | 0 | 0 | 0 | 1.0 | 3 | 1 | 1 | 0 | 2 | 9.00 | 0-0 | 1 | 0 | 0 | 0 | 0 | 1.0 | 3 | 1 | 1 | 0 | 2 | | |
| 29 HARDY, Wyatt | 12.71 | 0-1 | 3 | 0 | 0 | 0 | 1 | 5.2 | 11 | 8 | 8 | 0 | 8 | 12.71 | 0-1 | 3 | 0 | 0 | 0 | 1 | 5.2 | 11 | 8 | 8 | 0 | 8 | | |
| 34 BARNHOUSE, Josh | 13.50 | 0-0 | 4 | 0 | 0 | 0 | 0 | 8.0 | 17 | 14 | 12 | 6 | 9 | 13.50 | 0-0 | 4 | 0 | 0 | 0 | 0 | 8.0 | 17 | 14 | 12 | 6 | 9 | | |
| 23 JACKSON, Jaren | 15.68 | 0-3 | 3 | 2 | 0 | 0 | 0 | 10.1 | 22 | 19 | 18 | 7 | 12 | 9.00 | 3-5 | 15 | 10 | 0 | 0 | 1 | 55.0 | 83 | 57 | 55 | 19 | 44 | | |
| 31 PENGELLY, Dayne | 16.88 | 1-1 | 2 | 1 | 0 | 0 | 0 | 5.1 | 12 | 10 | 10 | 5 | 6 | 16.88 | 1-1 | 2 | 1 | 0 | 0 | 0 | 5.1 | 12 | 10 | 10 | 5 | 6 | | |
| 39 CASTILLO, Ryan | 81.00 | 0-0 | 1 | 0 | 0 | 0 | 0 | 0.1 | 2 | 4 | 3 | 2 | 0 | 81.00 | 0-0 | 1 | 0 | 0 | 0 | 0 | 0.1 | 2 | 4 | 3 | 2 | 0 | | |
| Totals | 8.04 | 7-5 | 12 | 12 | 0 | 0 | 4 | 103.0 | 151 | 102 | 92 | 50 | 98 | | | | | | | | | | | | | | | |
| Opponents | 7.96 | 5-7 | 12 | 12 | 0 | 0 | 2 | 98.1 | 129 | 101 | 87 | 85 | 98 | | | | | | | | | | | | | | | |

2024 SITUATIONAL HITTING ANALYSIS

| Player | vs left | | | vs right | | | w/runners | | | w/bases empty | | | w/bases loaded | | | as leadoff | | | fly | gnd | fly/ |
|--------------------|---------|-----|------|----------|-----|------|-----------|-----|------|---------------|-----|------|----------------|----|-------|------------|-----|------|-----|-----|------|
| | h | ab | avg | h | ab | avg | h | ab | avg | h | ab | avg | h | ab | avg | rch | ops | pct | out | out | gnd |
| 12 ASBY, Will | 0 | 6 | .000 | 13 | 34 | .382 | 7 | 26 | .269 | 6 | 14 | .429 | 1 | 5 | .200 | 4 | 9 | .444 | 16 | 8 | 2.0 |
| 3 DIXON, Devon | 2 | 7 | .286 | 6 | 33 | .182 | 4 | 25 | .160 | 4 | 15 | .267 | 0 | 1 | .000 | 2 | 6 | .333 | 6 | 15 | 0.4 |
| 18 HOLLAND, Jake | 2 | 7 | .286 | 7 | 23 | .304 | 5 | 17 | .294 | 4 | 13 | .308 | 0 | 2 | .000 | 1 | 5 | .200 | 10 | 6 | 1.7 |
| 8 KINKADE, Konner | 1 | 5 | .200 | 9 | 27 | .333 | 6 | 17 | .353 | 4 | 15 | .267 | 1 | 1 | 1.000 | 3 | 8 | .375 | 11 | 4 | 2.8 |
| 26 MANSY, Luke | 1 | 4 | .250 | 5 | 21 | .238 | 3 | 12 | .250 | 3 | 13 | .231 | 0 | 2 | .000 | 2 | 7 | .286 | 6 | 9 | 0.7 |
| 9 MCALISTER, Josh | 3 | 9 | .333 | 10 | 35 | .286 | 7 | 26 | .269 | 6 | 18 | .333 | 0 | 5 | .000 | 9 | 16 | .563 | 10 | 11 | 0.9 |
| 47 OTT, Ethan | 2 | 5 | .400 | 9 | 26 | .346 | 8 | 22 | .364 | 3 | 9 | .333 | 0 | 2 | .000 | 2 | 4 | .500 | 4 | 3 | 1.3 |
| 24 SMITH, Kyle | 1 | 2 | .500 | 8 | 19 | .421 | 7 | 16 | .438 | 2 | 5 | .400 | 1 | 5 | .200 | 3 | 4 | .750 | 4 | 2 | 2.0 |
| 30 SPENRATH, Reed | 1 | 7 | .143 | 12 | 34 | .353 | 6 | 22 | .273 | 7 | 19 | .368 | 1 | 3 | .333 | 4 | 11 | .364 | 10 | 4 | 2.5 |
| 11 STEPHENS, Sean | 4 | 8 | .500 | 13 | 32 | .406 | 8 | 19 | .421 | 9 | 21 | .429 | 0 | 1 | .000 | 7 | 16 | .438 | 5 | 14 | 0.4 |
| 43 TRUJILLO, Gene | 1 | 2 | .500 | 0 | 1 | .000 | 1 | 3 | .333 | 0 | 0 | --- | 0 | 0 | --- | 0 | 0 | --- | 0 | 0 | 0.0 |
| 15 WALKER, Khalil | 2 | 5 | .400 | 6 | 23 | .261 | 4 | 14 | .286 | 4 | 14 | .286 | 0 | 0 | --- | 4 | 8 | .500 | 4 | 9 | 0.4 |
| 2 WEISSENBORN, Cha | 2 | 3 | .667 | 0 | 9 | .000 | 1 | 6 | .167 | 1 | 6 | .167 | 1 | 1 | 1.000 | 1 | 2 | .500 | 4 | 1 | 4.0 |
| 4 WOOD, Tye | 3 | 4 | .750 | 6 | 18 | .333 | 6 | 14 | .429 | 3 | 8 | .375 | 1 | 1 | 1.000 | 3 | 5 | .600 | 3 | 4 | 0.8 |
| Totals | 25 | 74 | .338 | 104 | 335 | .310 | 73 | 239 | .305 | 56 | 170 | .329 | 6 | 29 | .207 | 45 | 101 | .446 | 93 | 90 | 1.0 |
| Opponents | 43 | 130 | .331 | 108 | 310 | .348 | 73 | 236 | .309 | 78 | 204 | .382 | 3 | 19 | .158 | 50 | 111 | .450 | 94 | 97 | 1.0 |

| Player | pinch hitting | | | w/runners in scoring pos | | | w/runner on 3rd and LT 2 out | | | with 2 outs | | | success adv runners | | | 2- rnrns | | | rch | rch | |
|--------------------|---------------|----|------|-----------------------------|-----|------|---------------------------------|-----|-------|-------------|-----|------|------------------------|-----|------|----------|-------|-----|-----|-----|----|
| | h | ab | avg | h | ab | avg | rbi | ops | pct | h | ab | avg | adv | ops | pct | rbi | w/out | lob | err | fc | kl |
| 12 ASBY, Will | 1 | 2 | .500 | 7 | 20 | .350 | 6 | 9 | .667 | 3 | 8 | .375 | 18 | 31 | .581 | 4 | 7 | 8 | 1 | 1 | 0 |
| 3 DIXON, Devon | 0 | 0 | --- | 3 | 18 | .167 | 1 | 3 | .333 | 3 | 12 | .250 | 11 | 27 | .407 | 1 | 7 | 10 | 0 | 1 | 7 |
| 18 HOLLAND, Jake | 0 | 0 | --- | 3 | 9 | .333 | 2 | 5 | .400 | 2 | 5 | .400 | 8 | 20 | .400 | 3 | 2 | 3 | 0 | 1 | 0 |
| 8 KINKADE, Konner | 0 | 0 | --- | 5 | 14 | .357 | 6 | 7 | .857 | 3 | 8 | .375 | 13 | 22 | .591 | 2 | 6 | 3 | 0 | 0 | 3 |
| 26 MANSY, Luke | 1 | 2 | .500 | 1 | 9 | .111 | 2 | 3 | .667 | 2 | 8 | .250 | 7 | 13 | .538 | 1 | 5 | 8 | 1 | 1 | 0 |
| 9 MCALISTER, Josh | 0 | 0 | --- | 5 | 18 | .278 | 2 | 3 | .667 | 3 | 16 | .188 | 12 | 28 | .429 | 3 | 6 | 23 | 1 | 1 | 2 |
| 47 OTT, Ethan | 0 | 0 | --- | 1 | 12 | .083 | 5 | 5 | 1.000 | 3 | 12 | .250 | 16 | 25 | .640 | 1 | 8 | 9 | 1 | 1 | 1 |
| 24 SMITH, Kyle | 1 | 2 | .500 | 4 | 11 | .364 | 1 | 2 | .500 | 3 | 10 | .300 | 13 | 21 | .619 | 4 | 0 | 16 | 0 | 1 | 3 |
| 30 SPENRATH, Reed | 0 | 1 | .000 | 4 | 15 | .267 | 4 | 5 | .800 | 5 | 15 | .333 | 11 | 24 | .458 | 0 | 4 | 13 | 1 | 0 | 2 |
| 11 STEPHENS, Sean | 0 | 0 | --- | 5 | 15 | .333 | 2 | 2 | 1.000 | 6 | 14 | .429 | 18 | 24 | .750 | 4 | 2 | 5 | 1 | 3 | 1 |
| 43 TRUJILLO, Gene | 1 | 3 | .333 | 0 | 2 | .000 | 0 | 1 | .000 | 0 | 1 | .000 | 1 | 3 | .333 | 0 | 0 | 2 | 0 | 0 | 2 |
| 15 WALKER, Khalil | 0 | 0 | --- | 4 | 10 | .400 | 2 | 2 | 1.000 | 2 | 10 | .200 | 10 | 17 | .588 | 1 | 3 | 8 | 1 | 0 | 2 |
| 2 WEISSENBORN, Cha | 0 | 0 | --- | 1 | 3 | .333 | 0 | 0 | --- | 1 | 3 | .333 | 1 | 6 | .167 | 3 | 0 | 1 | 0 | 0 | 3 |
| 4 WOOD, Tye | 0 | 0 | --- | 4 | 9 | .444 | 0 | 1 | .000 | 5 | 9 | .556 | 10 | 17 | .588 | 4 | 1 | 5 | 0 | 0 | 2 |
| Totals | 4 | 10 | .400 | 47 | 165 | .285 | 33 | 48 | .688 | 41 | 131 | .313 | 149 | 278 | .536 | 31 | 51 | 121 | 7 | 10 | 28 |
| Opponents | 5 | 13 | .385 | 43 | 145 | .297 | 33 | 52 | .635 | 32 | 126 | .254 | 134 | 270 | .496 | 21 | 37 | 103 | 7 | 12 | 33 |

SITUATIONAL GAME-BY-GAME

| Date | Opponent | Total h/ab | vs Left | vs Right | With Runners | Bases Empty | Bases Loaded | With 2-outs | With RBI-op | Reach as Leadoff | 3rd and LT 2out | LOB |
|--------|--------------------|---------------|------------|-------------|-----------------|----------------|-----------------|----------------|----------------|---------------------|--------------------|-----|
| Feb 16 | vs Oregon State | 10-38 | 3-6 | 7-32 | 6-22 | 4-16 | 1-1 | 4-14 | 2-13 | 1-9 | 0-0 | 12 |
| Feb 17 | vs CSU Bakersfield | 5-29 | 0-0 | 5-29 | 1-8 | 4-21 | 0-0 | 3-11 | 1-2 | 2-8 | 0-0 | 4 |
| Feb 18 | vs Minnesota | 4-32 | 1-13 | 3-19 | 2-16 | 2-16 | 0-1 | 2-11 | 2-8 | 3-9 | 0-1 | 10 |
| Feb 19 | vs CSU Bakersfield | 9-29 | 3-9 | 6-20 | 5-21 | 4-8 | 1-4 | 2-7 | 3-13 | 5-8 | 4-7 | 11 |
| Feb 22 | SOUTH DAKOTA STATE | 8-35 | 4-16 | 4-19 | 3-13 | 5-22 | 0-2 | 6-15 | 2-9 | 1-9 | 2-3 | 9 |
| Feb 23 | SOUTH DAKOTA STATE | 16-41 | 3-3 | 13-38 | 10-26 | 6-15 | 1-4 | 4-12 | 7-22 | 5-9 | 8-8 | 13 |
| Feb 24 | SOUTH DAKOTA STATE | 12-35 | 0-0 | 12-35 | 7-25 | 5-10 | 0-1 | 1-8 | 5-15 | 6-9 | 4-6 | 8 |
| Feb 24 | SOUTH DAKOTA STATE | 15-29 | 2-6 | 13-23 | 11-23 | 4-6 | 1-4 | 4-8 | 9-20 | 5-7 | 3-4 | 8 |
| Mar 01 | HOFSTRA | 14-40 | 0-0 | 14-40 | 7-23 | 7-17 | 0-1 | 7-16 | 6-22 | 5-9 | 3-5 | 12 |
| Mar 02 | HOFSTRA | 10-37 | 3-10 | 7-27 | 8-27 | 2-10 | 1-5 | 5-13 | 4-18 | 5-10 | 4-7 | 14 |
| Mar 02 | HOFSTRA | 14-31 | 0-0 | 14-31 | 7-16 | 7-15 | 0-0 | 2-8 | 4-12 | 3-6 | 2-2 | 5 |
| Mar 03 | HOFSTRA | 12-33 | 6-11 | 6-22 | 6-19 | 6-14 | 1-6 | 1-8 | 2-11 | 4-8 | 3-5 | 8 |
| Totals | | 129-409 | 25-74 | 104-335 | 73-239 | 56-170 | 6-29 | 41-131 | 47-165 | 45-101 | 33-48 | 114 |
| | | .315 | .338 | .310 | .305 | .329 | .207 | .313 | .285 | .446 | .688 | |

2024 SITUATIONAL PITCHING ANALYSIS

| Player | vs left | | | vs right | | | w/runners | | | w/bases empty | | | vs leadoff | | | with 2 outs | | | fly | gnd | fly/ |
|----------------------|---------|-----|-------|----------|-----|------|-----------|-----|------|---------------|-----|-------|------------|-----|-------|-------------|-----|------|-----|-----|------|
| | h | ab | avg | h | ab | avg | h | ab | avg | h | ab | avg | rch | ops | pct | h | ab | avg | out | out | gnd |
| 22 BAKER-LIVINGSTON | 3 | 8 | .375 | 3 | 13 | .231 | 3 | 12 | .250 | 3 | 9 | .333 | 2 | 7 | .286 | 0 | 4 | .000 | 4 | 4 | 1.0 |
| 40 BANNISTER, Wil | 12 | 27 | .444 | 7 | 28 | .250 | 9 | 31 | .290 | 10 | 24 | .417 | 6 | 16 | .375 | 8 | 19 | .421 | 20 | 8 | 2.5 |
| 34 BARNHOUSE, Josh | 7 | 18 | .389 | 10 | 21 | .476 | 11 | 21 | .524 | 6 | 18 | .333 | 5 | 9 | .556 | 5 | 13 | .385 | 6 | 7 | 0.9 |
| 39 CASTILLO, Ryan | 1 | 1 | 1.000 | 1 | 2 | .500 | 1 | 2 | .500 | 1 | 1 | 1.000 | 1 | 1 | 1.000 | 0 | 1 | .000 | 0 | 1 | 0.0 |
| 29 HARDY, Wyatt | 4 | 11 | .364 | 7 | 17 | .412 | 6 | 12 | .500 | 5 | 16 | .313 | 1 | 6 | .167 | 5 | 10 | .500 | 4 | 5 | 0.8 |
| 23 JACKSON, Jaren | 11 | 20 | .550 | 11 | 30 | .367 | 7 | 24 | .292 | 15 | 26 | .577 | 9 | 13 | .692 | 1 | 11 | .091 | 9 | 8 | 1.1 |
| 38 LEHMBECK, Blake | 2 | 2 | 1.000 | 1 | 4 | .250 | 2 | 5 | .400 | 1 | 1 | 1.000 | 1 | 1 | 1.000 | 1 | 2 | .500 | 0 | 1 | 0.0 |
| 27 LOPEZ, David | 9 | 29 | .310 | 11 | 33 | .333 | 11 | 33 | .333 | 9 | 29 | .310 | 5 | 16 | .313 | 3 | 16 | .188 | 13 | 17 | 0.8 |
| 6 MCBROOM, Brian | 3 | 11 | .273 | 3 | 11 | .273 | 2 | 10 | .200 | 4 | 12 | .333 | 2 | 4 | .500 | 0 | 6 | .000 | 9 | 1 | 9.0 |
| 17 MOGEN, Cristian | 1 | 2 | .500 | 1 | 6 | .167 | 0 | 5 | .000 | 2 | 3 | .667 | 1 | 2 | .500 | 0 | 2 | .000 | 3 | 3 | 1.0 |
| 31 PENGELLY, Dayne | 5 | 11 | .455 | 7 | 16 | .438 | 7 | 19 | .368 | 5 | 8 | .625 | 3 | 6 | .500 | 1 | 6 | .167 | 3 | 6 | 0.5 |
| 33 PURSER, Daxton | 5 | 14 | .357 | 3 | 22 | .136 | 2 | 19 | .105 | 6 | 17 | .353 | 7 | 12 | .583 | 1 | 10 | .100 | 13 | 9 | 1.4 |
| 13 RUSSELL, Brett | 4 | 16 | .250 | 6 | 23 | .261 | 6 | 15 | .400 | 4 | 24 | .167 | 3 | 10 | .300 | 3 | 12 | .250 | 3 | 13 | 0.2 |
| 35 STEINKAMP, Arthur | 3 | 7 | .429 | 6 | 16 | .375 | 4 | 13 | .308 | 5 | 10 | .500 | 2 | 4 | .500 | 2 | 7 | .286 | 4 | 8 | 0.5 |
| 19 STILL, Justin | 0 | 6 | .000 | 4 | 15 | .267 | 2 | 15 | .133 | 2 | 6 | .333 | 2 | 4 | .500 | 2 | 7 | .286 | 3 | 6 | 0.5 |
| Totals | 70 | 183 | .383 | 81 | 257 | .315 | 73 | 236 | .309 | 78 | 204 | .382 | 50 | 111 | .450 | 32 | 126 | .254 | 94 | 97 | 1.0 |
| Opponents | 47 | 155 | .303 | 82 | 254 | .323 | 73 | 239 | .305 | 56 | 170 | .329 | 45 | 101 | .446 | 41 | 131 | .313 | 93 | 90 | 1.0 |

| Player | app | gs | ip/app | *h/g | *r/g | *er/g | *bb/g | *so/g | k/bb | *2b/g | *3b/g | *hr/g | *fo/g | *go/g | *bf/g | sba | att | pct |
|----------------------|-----|----|--------|-------|-------|-------|-------|-------|------|-------|-------|-------|-------|-------|-------|-----|-----|-------|
| 22 BAKER-LIVINGSTON | 2 | 2 | 3.00 | 9.00 | 3.00 | 3.00 | 1.50 | 12.00 | 8.0 | 1.50 | 0.00 | 0.00 | 6.00 | 6.00 | 37.50 | 0 | 0 | --- |
| 40 BANNISTER, Wil | 3 | 2 | 4.22 | 13.50 | 5.68 | 5.68 | 3.55 | 6.39 | 1.8 | 2.13 | 1.42 | 1.42 | 14.21 | 5.68 | 43.34 | 2 | 2 | 1.000 |
| 34 BARNHOUSE, Josh | 4 | 0 | 2.00 | 19.12 | 15.75 | 13.50 | 6.75 | 10.12 | 1.5 | 6.75 | 0.00 | 3.38 | 6.75 | 7.88 | 51.75 | 2 | 3 | .667 |
| 39 CASTILLO, Ryan | 1 | 0 | 0.33 | 54.00 | 99.00 | 81.00 | 54.00 | 0.00 | 0.0 | 0.00 | 27.00 | 0.00 | 0.00 | 27.00 | 99.00 | 0 | 0 | --- |
| 29 HARDY, Wyatt | 3 | 0 | 1.89 | 17.47 | 12.71 | 12.71 | 0.00 | 12.71 | 99.0 | 3.18 | 0.00 | 1.59 | 6.35 | 7.94 | 44.47 | 0 | 0 | --- |
| 23 JACKSON, Jaren | 3 | 2 | 3.44 | 19.16 | 16.55 | 15.68 | 6.10 | 10.45 | 1.7 | 5.23 | 0.00 | 6.97 | 7.84 | 6.97 | 54.87 | 1 | 2 | .500 |
| 38 LEHMBECK, Blake | 1 | 0 | 1.00 | 27.00 | 9.00 | 9.00 | 0.00 | 18.00 | 99.0 | 18.00 | 0.00 | 0.00 | 0.00 | 9.00 | 54.00 | 0 | 0 | --- |
| 27 LOPEZ, David | 3 | 3 | 4.89 | 12.27 | 7.36 | 6.14 | 3.07 | 7.36 | 2.4 | 3.07 | 0.00 | 0.61 | 7.98 | 10.43 | 43.57 | 5 | 5 | 1.000 |
| 6 MCBROOM, Brian | 4 | 0 | 1.33 | 10.12 | 5.06 | 5.06 | 0.00 | 10.12 | 99.0 | 1.69 | 0.00 | 3.38 | 15.19 | 1.69 | 37.12 | 0 | 0 | --- |
| 17 MOGEN, Cristian | 1 | 0 | 2.00 | 9.00 | 0.00 | 0.00 | 0.00 | 0.00 | 0.0 | 4.50 | 0.00 | 0.00 | 13.50 | 13.50 | 36.00 | 0 | 0 | --- |
| 31 PENGELLY, Dayne | 2 | 1 | 2.67 | 20.25 | 16.88 | 16.88 | 8.44 | 10.12 | 1.2 | 3.38 | 1.69 | 0.00 | 5.06 | 10.12 | 62.44 | 1 | 1 | 1.000 |
| 33 PURSER, Daxton | 4 | 1 | 2.67 | 6.75 | 3.38 | 3.38 | 6.75 | 5.06 | 0.8 | 1.69 | 0.00 | 0.84 | 10.97 | 7.59 | 37.97 | 1 | 3 | .333 |
| 13 RUSSELL, Brett | 2 | 1 | 5.00 | 9.00 | 9.90 | 8.10 | 2.70 | 9.90 | 3.7 | 3.60 | 0.00 | 0.90 | 2.70 | 11.70 | 38.70 | 4 | 4 | 1.000 |
| 35 STEINKAMP, Arthur | 4 | 0 | 1.25 | 16.20 | 9.00 | 7.20 | 3.60 | 3.60 | 1.0 | 5.40 | 1.80 | 0.00 | 7.20 | 14.40 | 46.80 | 3 | 3 | 1.000 |
| 19 STILL, Justin | 4 | 0 | 1.50 | 6.00 | 1.50 | 0.00 | 9.00 | 10.50 | 1.2 | 0.00 | 0.00 | 0.00 | 4.50 | 9.00 | 42.00 | 1 | 1 | 1.000 |
| Totals | 12 | 12 | 8.58 | 13.19 | 8.91 | 8.04 | 4.37 | 8.56 | 2.0 | 3.32 | 0.44 | 1.66 | 8.21 | 8.48 | 44.91 | 20 | 24 | .833 |
| Opponents | 12 | 12 | 8.19 | 11.81 | 9.24 | 7.96 | 7.78 | 8.97 | 1.2 | 2.75 | 0.37 | 1.28 | 8.51 | 8.24 | 47.32 | 12 | 18 | .667 |

* = average based on 9-inning game

SITUATIONAL GAME-BY-GAME

| Date | Opponent | Score | Total | vs | vs | With | Bases | With | Reach as | Gnd | Fly | ERA |
|--------|--------------------|---------|---------|--------|--------|---------|--------|--------|----------|-----|-----|-------|
| | | Score | h/ab | Left | Right | Runners | Empty | 2-outs | Leadoff | Out | Out | |
| Feb 16 | vs Oregon State | 6-15 | 17-38 | 7-12 | 10-26 | 6-15 | 11-23 | 5-12 | 4-8 | 9 | 3 | 16.88 |
| Feb 17 | vs CSU Bakersfield | 4-3 | 7-33 | 2-13 | 5-20 | 3-11 | 4-22 | 3-11 | 0-9 | 9 | 13 | 9.53 |
| Feb 18 | vs Minnesota | 2-11 | 10-32 | 3-10 | 7-22 | 6-22 | 4-10 | 2-9 | 6-8 | 9 | 5 | 10.08 |
| Feb 19 | vs CSU Bakersfield | 6-2 | 8-34 | 2-8 | 6-26 | 2-14 | 6-20 | 1-9 | 2-9 | 9 | 8 | 7.94 |
| Feb 22 | SOUTH DAKOTA STATE | 5-11 | 11-38 | 4-14 | 7-24 | 5-14 | 6-24 | 0-8 | 4-10 | 7 | 5 | 8.16 |
| Feb 23 | SOUTH DAKOTA STATE | 12-11 | 19-45 | 9-20 | 10-25 | 8-27 | 11-18 | 2-11 | 7-9 | 9 | 8 | 8.31 |
| Feb 24 | SOUTH DAKOTA STATE | 9-8 | 14-36 | 8-17 | 6-19 | 8-23 | 6-13 | 3-11 | 7-10 | 8 | 6 | 7.97 |
| Feb 24 | SOUTH DAKOTA STATE | 13-2 | 9-29 | 6-16 | 3-13 | 3-14 | 6-15 | 5-12 | 3-8 | 3 | 10 | 7.41 |
| Mar 01 | HOFSTRA | 9-10 | 13-40 | 6-21 | 7-19 | 9-22 | 4-18 | 6-14 | 2-10 | 9 | 9 | 7.48 |
| Mar 02 | HOFSTRA | 15-16 | 22-49 | 11-24 | 11-25 | 13-37 | 9-12 | 2-11 | 8-12 | 7 | 15 | 8.17 |
| Mar 02 | HOFSTRA | 11-7 | 10-30 | 4-11 | 6-19 | 5-17 | 5-13 | 3-9 | 4-8 | 8 | 3 | 8.23 |
| Mar 03 | HOFSTRA | 9-6 | 11-36 | 8-17 | 3-19 | 5-20 | 6-16 | 0-9 | 3-10 | 10 | 9 | 8.04 |
| Totals | | 101-102 | 151-440 | 70-183 | 81-257 | 73-236 | 78-204 | 32-126 | 50-111 | 97 | 94 | 8.04 |
| | | | .343 | .383 | .315 | .309 | .382 | .254 | .450 | | | |

2024 NEW MEXICO GAMES SUMMARY

| | | | | | | | | | | | |
|------------------|----|----|---|----|----|----|----|----|---|----|-------|
| Score by innings | 1 | 2 | 3 | 4 | 5 | 6 | 7 | 8 | 9 | EX | Total |
| New Mexico | 6 | 9 | 9 | 16 | 15 | 11 | 15 | 12 | 7 | 1 | 101 |
| Opponents | 14 | 14 | 6 | 15 | 18 | 8 | 9 | 12 | 4 | 2 | 102 |

Record when ...

| | | | |
|----------------------|-----|----------------------|-----|
| Overall | 7-5 | After 6 leading | 5-2 |
| Conference | 0-0 | trailing | 2-3 |
| Non-Conference | 7-5 | tied | 0-0 |
| Home games | 5-3 | After 7 leading | 4-1 |
| Away games | 0-0 | trailing | 1-3 |
| Neutral site | 2-2 | tied | 0-1 |
| Day games | 6-4 | After 8 leading | 4-0 |
| Night games | 1-1 | trailing | 1-4 |
| vs Left starter | 1-0 | tied | 0-1 |
| vs Right starter | 6-5 | | |
| 1-Run games | 3-2 | Hit 0 home runs | 3-2 |
| 2-Run games | 0-0 | ... 1 home run | 0-3 |
| 5+Run games | 1-3 | ... 2+ home runs | 4-0 |
| Extra innings | 0-1 | | |
| Shutouts | 0-0 | Opponent 0 home runs | 2-2 |
| | | 1 home run | 4-0 |
| Scoring 0-2 runs | 0-1 | 2+ HRs | 1-3 |
| 3-5 runs | 1-1 | | |
| 6-9 runs | 3-2 | Made 0 errors | 3-1 |
| 10+ runs | 3-1 | 1 error | 2-2 |
| | | 2+ errors | 2-2 |
| Opponent 0-2 runs | 2-0 | | |
| 3-5 runs | 1-0 | Opp. made 0 errors | 2-1 |
| 6-9 runs | 3-0 | 1 error | 2-2 |
| 10+ runs | 1-5 | 2+ errors | 3-2 |
| Scored in 1st inning | 3-1 | Out-hit opponent | 4-1 |
| Opp. scored in 1st | 1-5 | Out-hit by opponent | 3-4 |
| Scores first | 5-0 | Hits are tied | 0-0 |
| Opp. scores first | 2-5 | | |

Record when team scores:

| | | | | | | | | | | | |
|------|-----|-----|-----|-----|-----|-----|-----|-----|-----|-----|-----|
| Runs | 0 | 1 | 2 | 3 | 4 | 5 | 6 | 7 | 8 | 9 | 10+ |
| W-L | 0-0 | 0-0 | 0-1 | 0-0 | 1-0 | 0-1 | 1-1 | 0-0 | 0-0 | 2-1 | 3-1 |

Record when opponent scores:

| | | | | | | | | | | | |
|------|-----|-----|-----|-----|-----|-----|-----|-----|-----|-----|-----|
| Runs | 0 | 1 | 2 | 3 | 4 | 5 | 6 | 7 | 8 | 9 | 10+ |
| W-L | 0-0 | 0-0 | 2-0 | 1-0 | 0-0 | 0-0 | 1-0 | 1-0 | 1-0 | 0-0 | 1-5 |

Record when leading after:

| | | | | | | | | |
|------|-----|-----|-----|-----|-----|-----|-----|-----|
| Inn. | 1 | 2 | 3 | 4 | 5 | 6 | 7 | 8 |
| W-L | 2-0 | 3-0 | 4-1 | 4-0 | 5-1 | 5-2 | 4-1 | 4-0 |

Record when trailing after:

| | | | | | | | | |
|------|-----|-----|-----|-----|-----|-----|-----|-----|
| Inn. | 1 | 2 | 3 | 4 | 5 | 6 | 7 | 8 |
| W-L | 1-5 | 3-5 | 3-4 | 1-5 | 2-4 | 2-3 | 1-3 | 1-4 |

Record when tied after:

| | | | | | | | | |
|------|-----|-----|-----|-----|-----|-----|-----|-----|
| Inn. | 1 | 2 | 3 | 4 | 5 | 6 | 7 | 8 |
| W-L | 4-0 | 1-0 | 0-0 | 2-0 | 0-0 | 0-0 | 0-1 | 0-1 |

Current winning streak: 2

Longest winning streak: 3

Longest losing streak: 2

Home attendance : 3314 (7 dates avg = 473)

Away attendance : 4263 (4 dates avg = 1065)

Total attendance: 7577 (11 dates avg = 688)

2024 BATTING LEADERS

Hitting minimums - 1 Games 1 AB 2.0 AB/Game 1 TPA 2.0 TPA/Game
Pitching minimums - 1 Games 1.0 IP/Game

| | | | | | |
|----------------------|------|----------------------|------|-------------------------|-------|
| Batting avg | | Slugging pct | | On base pct | |
| 1. 11 STEPHENS, Sean | .425 | 1. 18 HOLLAND, Jake | .800 | 1. 11 STEPHENS, Sean | .540 |
| 2. 47 OTT, Ethan | .355 | 2. 12 ASBY, Will | .700 | 2. 30 SPENRATH, Reed | .491 |
| 3. 12 ASBY, Will | .325 | 3. 11 STEPHENS, Sean | .550 | 3. 15 WALKER, Khalil | .474 |
| 4. 30 SPENRATH, Reed | .317 | 4. 47 OTT, Ethan | .548 | 4. 47 OTT, Ethan | .447 |
| 5. 8 KINKADE, Konner | .313 | 5. 30 SPENRATH, Reed | .488 | 5. 26 MANSY, Luke | .441 |
| Runs scored | | Hits | | Runs batted in | |
| 1. 12 ASBY, Will | 11 | 1. 11 STEPHENS, Sean | 17 | 1. 12 ASBY, Will | 14 |
| 2. 4 WOOD, Tye | 10 | 2. 9 MCALISTER, Josh | 13 | 2. 18 HOLLAND, Jake | 11 |
| 3. 4 tied at..... | 9 | 30 SPENRATH, Reed | 13 | 3. 47 OTT, Ethan | 10 |
| | | 12 ASBY, Will | 13 | 4. 8 KINKADE, Konner | 9 |
| | | 5. 47 OTT, Ethan | 11 | 24 SMITH, Kyle | 9 |
| Doubles | | Triples | | Home runs | |
| 1. 30 SPENRATH, Reed | 5 | 1. 11 STEPHENS, Sean | 2 | 1. 18 HOLLAND, Jake | 4 |
| 2. 24 SMITH, Kyle | 4 | 2. 30 SPENRATH, Reed | 1 | 12 ASBY, Will | 4 |
| 3. 18 HOLLAND, Jake | 3 | 9 MCALISTER, Josh | 1 | 3. 4 WOOD, Tye | 2 |
| 47 OTT, Ethan | 3 | | | 4. 4 tied at..... | 1 |
| 12 ASBY, Will | 3 | | | | |
| Total bases | | Walks | | Hit by pitch | |
| 1. 12 ASBY, Will | 28 | 1. 30 SPENRATH, Reed | 13 | 1. 4 WOOD, Tye | 4 |
| 2. 18 HOLLAND, Jake | 24 | 2. 15 WALKER, Khalil | 10 | 2. 24 SMITH, Kyle | 2 |
| 3. 11 STEPHENS, Sean | 22 | 3. 26 MANSY, Luke | 9 | 3. 8 tied at..... | 1 |
| 4. 9 MCALISTER, Josh | 20 | 4 WOOD, Tye | 9 | | |
| 30 SPENRATH, Reed | 20 | 11 STEPHENS, Sean | 9 | | |
| Sac bunts | | Sac flies | | Stolen bases | |
| 1. 9 MCALISTER, Josh | 1 | 1. 18 HOLLAND, Jake | 2 | 1. 11 STEPHENS, Sean | 6 |
| 3 DIXON, Devon | 1 | 8 KINKADE, Konner | 2 | 2. 9 MCALISTER, Josh | 3 |
| 26 MANSY, Luke | 1 | 3. 47 OTT, Ethan | 1 | 4 WOOD, Tye | 3 |
| | | 12 ASBY, Will | 1 | | |
| Caught stealing | | Steal attempts | | Stolen base pct | |
| 1. 11 STEPHENS, Sean | 2 | 1. 11 STEPHENS, Sean | 8 | 1. 9 MCALISTER, Josh | 1.000 |
| 15 WALKER, Khalil | 2 | 2. 4 WOOD, Tye | 4 | 2. 11 STEPHENS, Sean | .750 |
| 3. 4 WOOD, Tye | 1 | 3. 9 MCALISTER, Josh | 3 | 3. 15 WALKER, Khalil | .000 |
| 24 SMITH, Kyle | 1 | 4. 15 WALKER, Khalil | 2 | | |
| | | 5. 24 SMITH, Kyle | 1 | | |
| Strikeouts | | Grounded into DP | | Total plate appearances | |
| 1. 47 OTT, Ethan | 13 | 1. 3 DIXON, Devon | 2 | 1. 30 SPENRATH, Reed | 55 |
| 30 SPENRATH, Reed | 13 | 18 HOLLAND, Jake | 2 | 2. 9 MCALISTER, Josh | 51 |
| 3. 3 DIXON, Devon | 11 | 3. 11 STEPHENS, Sean | 1 | 3. 11 STEPHENS, Sean | 50 |
| 4. 9 MCALISTER, Josh | 10 | 9 MCALISTER, Josh | 1 | 12 ASBY, Will | 50 |
| 5. 8 KINKADE, Konner | 9 | 24 SMITH, Kyle | 1 | 5. 3 DIXON, Devon | 46 |
| At bats | | Games played | | Game starts | |
| 1. 9 MCALISTER, Josh | 44 | 1. 8 KINKADE, Konner | 12 | 1. 3 DIXON, Devon | 11 |
| 2. 30 SPENRATH, Reed | 41 | 30 SPENRATH, Reed | 12 | 9 MCALISTER, Josh | 11 |
| 3. 12 ASBY, Will | 40 | 12 ASBY, Will | 12 | 11 STEPHENS, Sean | 11 |
| 3 DIXON, Devon | 40 | 9 MCALISTER, Josh | 12 | 30 SPENRATH, Reed | 11 |
| 11 STEPHENS, Sean | 40 | 5. 2 tied at..... | 11 | 5. 12 ASBY, Will | 10 |
| Games as sub | | | | | |
| 1. 26 MANSY, Luke | 4 | | | | |
| 8 KINKADE, Konner | 4 | | | | |
| 3. 43 TRUJILLO, Gene | 3 | | | | |
| 4. 5 tied at.... | 2 | | | | |

2024 PITCHING LEADERS

Hitting minimums - 1 Games 1 AB 2.0 AB/Game 1 TPA 2.0 TPA/Game
Pitching minimums - 1 Games 1.0 IP/Game

| | | | | | |
|-----------------------------|------|-----------------------|------|--------------------------|-------|
| Earned run avg | | Opposing bat avg | | Won-loss pct | |
| 1. 40 BANNISTER, Wil | 5.68 | 1. 27 LOPEZ, David | .323 | 1. 27 LOPEZ, David | 1.000 |
| 2. 27 LOPEZ, David | 6.14 | 2. 40 BANNISTER, Wil | .345 | 40 BANNISTER, Wil | 1.000 |
| Wins | | Losses | | Saves | |
| 1. 7 tied at..... | 1 | 1. 23 JACKSON, Jaren | 3 | 1. 6 MCBROOM, Brian | 2 |
| | | 2. 29 HARDY, Wyatt | 1 | 2. 29 HARDY, Wyatt | 1 |
| | | 31 PENGELLY, Dayne | 1 | 19 STILL, Justin | 1 |
| Innings pitched | | Batters struck out | | Appearances | |
| 1. 27 LOPEZ, David | 14.2 | 1. 27 LOPEZ, David | 12 | 1. 6 MCBROOM, Brian | 4 |
| 2. 40 BANNISTER, Wil | 12.2 | 23 JACKSON, Jaren | 12 | 33 PURSER, Daxton | 4 |
| | | 3. 13 RUSSELL, Brett | 11 | 35 STEINKAMP, Arthur | 4 |
| | | 4. 40 BANNISTER, Wil | 9 | 19 STILL, Justin | 4 |
| | | 34 BARNHOUSE, Josh | 9 | 34 BARNHOUSE, Josh | 4 |
| Games started | | Games finished | | Games in relief | |
| 1. 27 LOPEZ, David | 3 | 1. 6 MCBROOM, Brian | 4 | 1. 35 STEINKAMP, Arthur | 4 |
| 2. 22 BAKER-LIVINGSTON, Ben | 2 | 2. 19 STILL, Justin | 2 | 34 BARNHOUSE, Josh | 4 |
| 23 JACKSON, Jaren | 2 | 29 HARDY, Wyatt | 2 | 19 STILL, Justin | 4 |
| 40 BANNISTER, Wil | 2 | 4. 4 tied at..... | 1 | 6 MCBROOM, Brian | 4 |
| 5. 3 tied at..... | 1 | | | 5. 2 tied at..... | 3 |
| Wild pitches | | Balks | | Hit batters | |
| 1. 31 PENGELLY, Dayne | 3 | 1. 31 PENGELLY, Dayne | 1 | 1. 31 PENGELLY, Dayne | 4 |
| 2. 9 tied at..... | 1 | | | 2. 23 JACKSON, Jaren | 3 |
| | | | | 3. 27 LOPEZ, David | 2 |
| | | | | 22 BAKER-LIVINGSTON, Ben | 2 |
| | | | | 5. 3 tied at..... | 1 |
| Intentional BB allowed | | Runners picked off | | Batters SO out looking | |
| | | 1. 34 BARNHOUSE, Josh | 1 | 1. 23 JACKSON, Jaren | 7 |
| | | 13 RUSSELL, Brett | 1 | 2. 13 RUSSELL, Brett | 6 |
| | | | | 3. 33 PURSER, Daxton | 3 |
| | | | | 27 LOPEZ, David | 3 |
| | | | | 29 HARDY, Wyatt | 3 |
| Sac bunts allowed | | Sac flies allowed | | Hits allowed | |
| 1. 27 LOPEZ, David | 2 | 1. 23 JACKSON, Jaren | 2 | 1. 40 BANNISTER, Wil | 19 |
| 2. 23 JACKSON, Jaren | 1 | 2. 5 tied at..... | 1 | 2. 27 LOPEZ, David | 20 |
| Runs allowed | | Earned runs allowed | | Walks allowed | |
| 1. 40 BANNISTER, Wil | 8 | 1. 40 BANNISTER, Wil | 8 | 1. 27 LOPEZ, David | 5 |
| 2. 27 LOPEZ, David | 12 | 2. 27 LOPEZ, David | 10 | 40 BANNISTER, Wil | 5 |
| Doubles allowed | | Triples allowed | | Home runs allowed | |
| 1. 40 BANNISTER, Wil | 3 | 1. 27 LOPEZ, David | 0 | 1. 27 LOPEZ, David | 1 |
| 2. 27 LOPEZ, David | 5 | 2. 40 BANNISTER, Wil | 2 | 2. 40 BANNISTER, Wil | 2 |

2024 FIELDING LEADERS

| | | | | | |
|-------------------------|-------|-----------------------|----|-------------------------|----|
| Fielding pct | | Chances | | Putouts | |
| 1. 11 STEPHENS, Sean | 1.000 | 1. 30 SPENRATH, Reed | 93 | 1. 30 SPENRATH, Reed | 84 |
| 12 ASBY, Will | 1.000 | 2. 18 HOLLAND, Jake | 67 | 2. 18 HOLLAND, Jake | 61 |
| 26 MANSY, Luke | 1.000 | 3. 3 DIXON, Devon | 45 | 3. 24 SMITH, Kyle | 38 |
| 47 OTT, Ethan | 1.000 | 4. 24 SMITH, Kyle | 39 | 4. 11 STEPHENS, Sean | 22 |
| 10 MUNGUJA, Austin | 1.000 | 5. 8 KINKADE, Konner | 37 | 5. 2 tied at..... | 16 |
| Assists | | Errors | | Fielding double plays | |
| 1. 3 DIXON, Devon | 28 | 1. 8 KINKADE, Konner | 2 | 1. 30 SPENRATH, Reed | 13 |
| 2. 8 KINKADE, Konner | 21 | 2. 12 tied at.... | 1 | 2. 3 DIXON, Devon | 8 |
| 3. 9 MCALISTER, Josh | 13 | | | 3. 8 KINKADE, Konner | 6 |
| 4. 26 MANSY, Luke | 8 | | | 4. 2 WEISSENBOEN, Chase | 5 |
| 30 SPENRATH, Reed | 8 | | | 5. 9 MCALISTER, Josh | 2 |
| Stolen bases against | | Caught stealing by | | Steal attempts against | |
| 1. 18 HOLLAND, Jake | 10 | 1. 18 HOLLAND, Jake | 3 | 1. 18 HOLLAND, Jake | 13 |
| 24 SMITH, Kyle | 10 | 2. 33 PURSER, Daxton | 2 | 2. 24 SMITH, Kyle | 10 |
| 3. 27 LOPEZ, David | 5 | 3. 34 BARNHOUSE, Josh | 1 | 3. 27 LOPEZ, David | 5 |
| 4. 13 RUSSELL, Brett | 4 | 23 JACKSON, Jaren | 1 | 4. 13 RUSSELL, Brett | 4 |
| 5. 35 STEINKAMP, Arthur | 3 | | | 5. 3 tied at..... | 3 |
| Passed balls | | Catchers interference | | | |
| 1. 18 HOLLAND, Jake | 2 | | | | |

2024 STARTERS BY POSITION / LINEUP

Starting Lineup By Position
(Team W-L record when starter)

| | | |
|--------------------------|----|-------|
| PITCHER: | | |
| 27 LOPEZ, David | 3 | (2-1) |
| 40 BANNISTER, Wil | 2 | (1-1) |
| 22 BAKER-LIVINGSTON, Ben | 2 | (2-0) |
| 23 JACKSON, Jaren | 2 | (0-2) |
| 33 PURSER, Daxton | 1 | (1-0) |
| 13 RUSSELL, Brett | 1 | (1-0) |
| 31 PENGELLY, Dayne | 1 | (0-1) |
| CATCHER: | | |
| 18 HOLLAND, Jake | 7 | (3-4) |
| 24 SMITH, Kyle | 5 | (4-1) |
| FIRST BASE: | | |
| 30 SPENRATH, Reed | 11 | (6-5) |
| 47 OTT, Ethan | 1 | (1-0) |
| SECOND BASE: | | |
| 8 KINKADE, Konner | 7 | (3-4) |
| 3 DIXON, Devon | 3 | (2-1) |
| 26 MANSY, Luke | 2 | (2-0) |
| THIRD BASE: | | |
| 9 MCALISTER, Josh | 11 | (6-5) |
| 26 MANSY, Luke | 1 | (1-0) |
| SHORTSTOP: | | |
| 3 DIXON, Devon | 8 | (5-3) |
| 2 WEISSENBOEN, Chase | 4 | (2-2) |
| LEFT FIELD: | | |
| 15 WALKER, Khalil | 6 | (2-4) |
| 4 WOOD, Tye | 5 | (4-1) |
| 8 KINKADE, Konner | 1 | (1-0) |
| CENTER FIELD: | | |
| 11 STEPHENS, Sean | 11 | (7-4) |
| 15 WALKER, Khalil | 1 | (0-1) |
| RIGHT FIELD: | | |
| 12 ASBY, Will | 9 | (6-3) |
| 4 WOOD, Tye | 3 | (1-2) |
| DESIGNATED HITTER: | | |
| 47 OTT, Ethan | 7 | (4-3) |
| 26 MANSY, Luke | 3 | (2-1) |
| 12 ASBY, Will | 1 | (0-1) |
| 18 HOLLAND, Jake | 1 | (1-0) |

Starting Lineup By Lineup Spot
(Team W-L record when starter)

| | | |
|----------------------|---|-------|
| LEADOFF: | | |
| 15 WALKER, Khalil | 5 | (2-3) |
| 11 STEPHENS, Sean | 4 | (4-0) |
| 8 KINKADE, Konner | 3 | (1-2) |
| 2ND SPOT: | | |
| 26 MANSY, Luke | 5 | (4-1) |
| 12 ASBY, Will | 3 | (1-2) |
| 4 WOOD, Tye | 1 | (0-1) |
| 2 WEISSENBOEN, Chase | 1 | (0-1) |
| 8 KINKADE, Konner | 1 | (1-0) |
| 24 SMITH, Kyle | 1 | (1-0) |
| 3RD SPOT: | | |
| 12 ASBY, Will | 5 | (4-1) |
| 18 HOLLAND, Jake | 4 | (2-2) |
| 47 OTT, Ethan | 2 | (0-2) |
| 24 SMITH, Kyle | 1 | (1-0) |
| CLEANUP: | | |
| 30 SPENRATH, Reed | 6 | (2-4) |
| 47 OTT, Ethan | 5 | (5-0) |
| 12 ASBY, Will | 1 | (0-1) |
| 5TH SPOT: | | |
| 30 SPENRATH, Reed | 3 | (3-0) |
| 9 MCALISTER, Josh | 3 | (2-1) |
| 18 HOLLAND, Jake | 2 | (0-2) |
| 24 SMITH, Kyle | 2 | (1-1) |
| 26 MANSY, Luke | 1 | (1-0) |
| 47 OTT, Ethan | 1 | (0-1) |
| 6TH SPOT: | | |
| 9 MCALISTER, Josh | 5 | (3-2) |
| 4 WOOD, Tye | 2 | (0-2) |
| 18 HOLLAND, Jake | 2 | (2-0) |
| 24 SMITH, Kyle | 1 | (1-0) |
| 12 ASBY, Will | 1 | (1-0) |
| 30 SPENRATH, Reed | 1 | (0-1) |
| 7TH SPOT: | | |
| 4 WOOD, Tye | 5 | (5-0) |
| 9 MCALISTER, Josh | 2 | (0-2) |
| 8 KINKADE, Konner | 2 | (1-1) |
| 3 DIXON, Devon | 2 | (0-2) |
| 30 SPENRATH, Reed | 1 | (1-0) |
| 8TH SPOT: | | |
| 3 DIXON, Devon | 9 | (7-2) |
| 15 WALKER, Khalil | 2 | (0-2) |
| 8 KINKADE, Konner | 1 | (0-1) |
| 9TH SPOT: | | |
| 11 STEPHENS, Sean | 7 | (3-4) |
| 2 WEISSENBOEN, Chase | 3 | (2-1) |
| 9 MCALISTER, Josh | 1 | (1-0) |
| 8 KINKADE, Konner | 1 | (1-0) |

2024 TEAM SINGLE-GAME HIGHS

TEAM GAME HIGHS

Batting

| | | | |
|------------------|----|---|--|
| At bats: | 41 | - | vs South Dakota State (Feb 23, 2024) |
| Runs scored: | 15 | - | vs Hofstra (Mar 02, 2024) |
| Hits: | 16 | - | vs South Dakota State (Feb 23, 2024) |
| RBI's: | 13 | - | vs South Dakota State (Feb 24, 2024) |
| | 13 | - | vs Hofstra (Mar 02, 2024) |
| Doubles: | 6 | - | vs Hofstra (Mar 01, 2024) |
| Triples: | 1 | - | (4 times) |
| Home runs: | 4 | - | vs Hofstra (Mar 02, 2024) |
| Total bases: | 28 | - | vs Hofstra (Mar 02, 2024) |
| Walks: | 17 | - | vs Hofstra (Mar 02, 2024) |
| Strikeouts: | 13 | - | vs Minnesota (Feb 18, 2024 at Surprise, Ariz.) |
| Sac hits: | 1 | - | vs CSU Bakersfield (Feb 19, 2024 at Surprise, Ariz.) |
| | 1 | - | vs South Dakota State (Feb 24, 2024) |
| | 1 | - | vs Hofstra (Mar 02, 2024) |
| Sac flies: | 1 | - | (6 times) |
| Stolen bases: | 3 | - | vs Hofstra (Mar 01, 2024) |
| Hit by pitch: | 4 | - | vs South Dakota State (Feb 24, 2024) |
| | 4 | - | vs Hofstra (Mar 02, 2024) |
| Caught stealing: | 1 | - | (6 times) |
| Runners LOB: | 16 | - | vs South Dakota State (Feb 23, 2024) |
| Hit into DP: | 3 | - | vs South Dakota State (Feb 24, 2024) |

Fielding

| | | | |
|---------------|----|---|--|
| Putouts: | 30 | - | vs Hofstra (Mar 02, 2024) |
| Assists: | 11 | - | vs Hofstra (Mar 03, 2024) |
| Errors: | 3 | - | vs South Dakota State (Feb 23, 2024) |
| | 3 | - | vs Hofstra (Mar 02, 2024) |
| Passed balls: | 1 | - | vs Minnesota (Feb 18, 2024 at Surprise, Ariz.) |
| | 1 | - | vs South Dakota State (Feb 24, 2024) |
| DPs turned: | 4 | - | vs South Dakota State (Feb 24, 2024) |

Pitching

| | | | |
|------------------|------|---|---|
| Innings pitched: | 10.0 | - | vs Hofstra (Mar 02, 2024) |
| Runs allowed: | 16 | - | vs Hofstra (Mar 02, 2024) |
| Earned runs: | 15 | - | vs Oregon State (Feb 16, 2024 at Surprise, Ariz.) |
| | 15 | - | vs Hofstra (Mar 02, 2024) |
| Walks allowed: | 9 | - | vs Hofstra (Mar 02, 2024) |
| Strikeouts: | 14 | - | vs South Dakota State (Feb 22, 2024) |
| Hits allowed: | 22 | - | vs Hofstra (Mar 02, 2024) |
| Doubles allowed: | 6 | - | vs South Dakota State (Feb 23, 2024) |
| | 6 | - | vs Hofstra (Mar 02, 2024) |
| Triples allowed: | 2 | - | vs South Dakota State (Feb 24, 2024) |
| Homers allowed: | 7 | - | vs Oregon State (Feb 16, 2024 at Surprise, Ariz.) |
| Wild pitches: | 3 | - | vs Minnesota (Feb 18, 2024 at Surprise, Ariz.) |
| | 3 | - | vs Hofstra (Mar 03, 2024) |
| Hit batters: | 4 | - | vs Minnesota (Feb 18, 2024 at Surprise, Ariz.) |

2024 INDIVIDUAL SINGLE-GAME HIGHS

INDIVIDUAL GAME HIGHS

Batting

| | | | |
|------------------|---|---|---|
| At bats: | 7 | - | MCALISTER, Josh vs Hofstra (Mar 02, 2024) |
| Runs scored: | 4 | - | ASBY, Will vs Hofstra (Mar 02, 2024) |
| Hits: | 4 | - | SMITH, Kyle vs Hofstra (Mar 02, 2024) |
| | 4 | - | ASBY, Will vs Hofstra (Mar 02, 2024) |
| RBI's: | 7 | - | SMITH, Kyle vs Hofstra (Mar 02, 2024) |
| Doubles: | 3 | - | SPENRATH, Reed vs Hofstra (Mar 01, 2024) |
| Triples: | 1 | - | (4 times) |
| Home runs: | 2 | - | ASBY, Will vs CSU Bakersfield (Feb 17, 2024 at Surprise, Ariz.) |
| | 2 | - | HOLLAND, Jake vs Hofstra (Mar 02, 2024) |
| Total bases: | 9 | - | ASBY, Will vs CSU Bakersfield (Feb 17, 2024 at Surprise, Ariz.) |
| | 9 | - | SMITH, Kyle vs Hofstra (Mar 02, 2024) |
| Walks: | 4 | - | SPENRATH, Reed vs Hofstra (Mar 02, 2024) |
| Strikeouts: | 3 | - | (5 times) |
| Sac hits: | 1 | - | DIXON, Devon vs CSU Bakersfield (Feb 19, 2024 at Surprise, Ariz.) |
| | 1 | - | MCALISTER, Josh vs South Dakota State (Feb 24, 2024) |
| | 1 | - | MANSY, Luke vs Hofstra (Mar 02, 2024) |
| Sac flies: | 1 | - | (6 times) |
| Stolen bases: | 3 | - | STEPHENS, Sean vs Hofstra (Mar 01, 2024) |
| Hit by pitch: | 1 | - | (14 times) |
| Caught stealing: | 1 | - | (6 times) |
| Runners LOB: | 7 | - | SMITH, Kyle vs CSU Bakersfield (Feb 19, 2024 at Surprise, Ariz.) |

Fielding

| | | | |
|---------------|----|---|--|
| Putouts: | 14 | - | HOLLAND, Jake vs South Dakota State (Feb 22, 2024) |
| Assists: | 5 | - | KINKADE, Konner vs Hofstra (Mar 01, 2024) |
| Errors: | 1 | - | (14 times) |
| Passed balls: | 1 | - | HOLLAND, Jake vs Minnesota (Feb 18, 2024 at Surprise, Ariz.) |
| | 1 | - | HOLLAND, Jake vs South Dakota State (Feb 24, 2024) |

Pitching

| | | | |
|------------------|-----|---|--|
| Innings pitched: | 5.0 | - | (6 times) |
| Runs allowed: | 8 | - | JACKSON, Jaren vs Oregon State (Feb 16, 2024 at Surprise, Ariz.) |
| Earned runs: | 8 | - | JACKSON, Jaren vs Oregon State (Feb 16, 2024 at Surprise, Ariz.) |
| Walks allowed: | 4 | - | JACKSON, Jaren vs Hofstra (Mar 02, 2024) |
| Strikeouts: | 8 | - | RUSSELL, Brett vs South Dakota State (Feb 22, 2024) |
| Hits allowed: | 11 | - | LOPEZ, David vs South Dakota State (Feb 23, 2024) |
| Doubles allowed: | 4 | - | LOPEZ, David vs South Dakota State (Feb 23, 2024) |
| Triples allowed: | 2 | - | BANNISTER, Wil vs South Dakota State (Feb 24, 2024) |
| Homers allowed: | 4 | - | JACKSON, Jaren vs Oregon State (Feb 16, 2024 at Surprise, Ariz.) |
| | 4 | - | JACKSON, Jaren vs South Dakota State (Feb 22, 2024) |
| Wild pitches: | 3 | - | PENGELLY, Dayne vs Hofstra (Mar 03, 2024) |
| Hit batters: | 3 | - | PENGELLY, Dayne vs Minnesota (Feb 18, 2024 at Surprise, Ariz.) |

2024 GAME BY GAME

Batting (All games)

| Date | Opponent | ab | r | h | rbi | 2b | 3b | hr | tb | bb | ibb | sb | cs | hbp | sac | sf | gdp | k | po | a | e | lob | avg |
|--------|--------------------|-----|-----|-----|-----|----|----|----|-----|----|-----|----|----|-----|-----|----|-----|----|-----|-----|----|-----|------|
| Feb 16 | vs Oregon State | 38 | 6 | 10 | 5 | 2 | 0 | 1 | 15 | 6 | 0 | 0 | 1 | 1 | 0 | 0 | 0 | 10 | 24 | 10 | 1 | 12 | .263 |
| Feb 17 | vs CSU Bakersfield | 29 | 4 | 5 | 4 | 0 | 0 | 3 | 14 | 2 | 0 | 0 | 0 | 1 | 0 | 0 | 0 | 11 | 27 | 9 | 0 | 4 | .224 |
| Feb 18 | vs Minnesota | 32 | 2 | 4 | 1 | 2 | 0 | 0 | 6 | 6 | 0 | 0 | 0 | 1 | 0 | 0 | 0 | 13 | 24 | 9 | 0 | 10 | .192 |
| Feb 19 | vs CSU Bakersfield | 29 | 6 | 9 | 6 | 1 | 0 | 0 | 10 | 11 | 0 | 2 | 1 | 0 | 1 | 0 | 2 | 8 | 27 | 9 | 0 | 11 | .219 |
| Feb 22 | SOUTH DAKOTA STAT | 35 | 5 | 8 | 5 | 2 | 1 | 0 | 12 | 5 | 0 | 1 | 0 | 0 | 0 | 1 | 0 | 11 | 27 | 6 | 1 | 9 | .221 |
| Feb 23 | SOUTH DAKOTA STAT | 41 | 12 | 16 | 11 | 4 | 1 | 0 | 22 | 10 | 1 | 1 | 0 | 0 | 0 | 1 | 0 | 2 | 27 | 10 | 3 | 16 | .255 |
| Feb 24 | SOUTH DAKOTA STAT | 35 | 9 | 12 | 6 | 2 | 1 | 0 | 16 | 6 | 0 | 1 | 0 | 1 | 1 | 1 | 1 | 5 | 27 | 10 | 1 | 10 | .268 |
| Feb 24 | SOUTH DAKOTA STAT | 29 | 13 | 15 | 13 | 4 | 0 | 2 | 25 | 7 | 0 | 2 | 1 | 4 | 0 | 0 | 3 | 3 | 21 | 2 | 0 | 9 | .295 |
| Mar 01 | HOFSTRA | 40 | 9 | 14 | 9 | 6 | 0 | 1 | 23 | 6 | 0 | 3 | 0 | 1 | 0 | 1 | 0 | 9 | 27 | 10 | 2 | 12 | .302 |
| Mar 02 | HOFSTRA | 37 | 15 | 10 | 13 | 3 | 1 | 1 | 18 | 17 | 1 | 1 | 1 | 4 | 1 | 1 | 0 | 9 | 30 | 7 | 2 | 15 | .299 |
| Mar 02 | HOFSTRA | 31 | 11 | 14 | 11 | 2 | 0 | 4 | 28 | 3 | 0 | 0 | 1 | 0 | 0 | 0 | 0 | 10 | 21 | 10 | 3 | 5 | .311 |
| Mar 03 | HOFSTRA | 33 | 9 | 12 | 9 | 2 | 0 | 2 | 20 | 6 | 0 | 1 | 1 | 1 | 0 | 1 | 1 | 7 | 27 | 11 | 1 | 8 | .315 |
| Totals | | 409 | 101 | 129 | 93 | 30 | 4 | 14 | 209 | 85 | 2 | 12 | 6 | 14 | 3 | 6 | 7 | 98 | 309 | 103 | 14 | 121 | .315 |

2024 New Mexico Baseball

Team Game-by-Game for New Mexico (as of Mar 04, 2024)

Pitching (All games)

| Date | Opponent | ip | h | r | er | bb | so | 2b | 3b | hr | wp | bk | hbp | dp | ibb | score | w-l | sv | era |
|--------|--------------------|-------|-----|-----|----|----|----|----|----|----|----|----|-----|----|-----|---------|-----|----|-------|
| Feb 16 | vs Oregon State | 8.0 | 17 | 15 | 15 | 7 | 9 | 4 | 0 | 7 | 1 | 0 | 0 | 2 | 0 | 6-15 | 0-1 | 0 | 16.88 |
| Feb 17 | vs CSU Bakersfield | 9.0 | 7 | 3 | 3 | 2 | 4 | 1 | 0 | 0 | 2 | 0 | 0 | 1 | 0 | 4-3 | 1-1 | 1 | 9.53 |
| Feb 18 | vs Minnesota | 8.0 | 10 | 11 | 10 | 8 | 8 | 3 | 1 | 0 | 3 | 0 | 4 | 2 | 0 | 2-11 | 1-2 | 1 | 10.08 |
| Feb 19 | vs CSU Bakersfield | 9.0 | 8 | 2 | 2 | 1 | 9 | 1 | 0 | 1 | 2 | 0 | 1 | 1 | 0 | 6-2 | 2-2 | 2 | 7.94 |
| Feb 22 | SOUTH DAKOTA STAT | 9.0 | 11 | 11 | 9 | 0 | 14 | 3 | 0 | 4 | 1 | 0 | 3 | 1 | 0 | 5-11 | 2-3 | 2 | 8.16 |
| Feb 23 | SOUTH DAKOTA STAT | 9.0 | 19 | 11 | 9 | 2 | 9 | 6 | 1 | 2 | 0 | 0 | 0 | 1 | 0 | 12-11 | 3-3 | 2 | 8.31 |
| Feb 24 | SOUTH DAKOTA STAT | 9.0 | 14 | 8 | 6 | 3 | 9 | 5 | 0 | 1 | 0 | 0 | 2 | 4 | 0 | 9-8 | 4-3 | 2 | 7.97 |
| Feb 24 | SOUTH DAKOTA STAT | 7.0 | 9 | 2 | 2 | 2 | 8 | 1 | 2 | 1 | 0 | 0 | 0 | 0 | 0 | 13-2 | 5-3 | 2 | 7.41 |
| Mar 01 | HOFSTRA | 9.0 | 13 | 10 | 8 | 5 | 8 | 3 | 0 | 0 | 0 | 0 | 2 | 0 | 0 | 9-10 | 5-4 | 2 | 7.48 |
| Mar 02 | HOFSTRA | 10.0 | 22 | 16 | 15 | 9 | 7 | 6 | 0 | 2 | 0 | 0 | 1 | 1 | 0 | 15-16 | 5-5 | 2 | 8.17 |
| Mar 02 | HOFSTRA | 7.0 | 10 | 7 | 7 | 6 | 7 | 3 | 0 | 1 | 0 | 0 | 0 | 1 | 0 | 11-7 | 6-5 | 3 | 8.23 |
| Mar 03 | HOFSTRA | 9.0 | 11 | 6 | 6 | 5 | 6 | 2 | 1 | 0 | 3 | 1 | 1 | 0 | 0 | 9-6 | 7-5 | 4 | 8.04 |
| Totals | | 103.0 | 151 | 102 | 92 | 50 | 98 | 38 | 5 | 19 | 12 | 1 | 14 | 14 | 0 | 101-102 | 7-5 | 4 | 8.04 |

UNM SINGLE-GAME RECORDS

AT-BATS

| | | |
|----|----------------------------|---------|
| 58 | vs. New Mexico St..... | 2/9/02 |
| 57 | vs. Fresno St..... | 4/1/99 |
| 56 | vs. Air Force | 5/14/09 |
| 56 | vs. Binghamton | 3/7/09 |
| 56 | vs. Air Force | 5/2/03 |
| 55 | vs. Fresno St..... | 4/9/16 |
| 54 | vs. Hawaii..... | 3/14/97 |
| 54 | vs. New Mexico St..... | 2/24/72 |
| 53 | vs. Oklahoma St..... | 2/16/13 |
| 53 | vs. Coppin St..... | 4/18/10 |
| 53 | vs. New Mexico St..... | 3/30/99 |
| 53 | vs. Colorado St..... | 3/17/73 |
| 53 | vs. Northern Colorado..... | 2/27/05 |

RUNS

| | | |
|----|--------------------------|--------------------|
| 31 | vs. Air Force | 4/17/04 (W, 31-11) |
| 30 | vs. Northern Colo. | 2/24/23 (W, 30-1) |
| 30 | vs. Binghamton | 3/7/09 (W, 30-2) |
| 29 | at UNLV..... | 3/24/17 (W, 29-8) |
| 29 | vs. Coppin St..... | 4/18/10 (W, 29-3) |
| 28 | vs. N.M. Highlands. | 2/9/03 (W, 28-5) |
| 28 | vs. N.M. St..... | 3/30/99 (W, 28-18) |
| 27 | vs. Fresno St..... | 4/1/99 (W, 27-26) |
| 27 | vs. Rice | 4/12/98 (W, 27-26) |
| 27 | vs. Iowa | 3/24/85 (W, 27-13) |
| 27 | vs. Creighton..... | 3/26/71 (W, 27-5) |
| 26 | vs. Air Force | 4/12/08 (W, 26-9) |
| 26 | vs. Air Force | 4/14/06 (W, 26-11) |
| 26 | vs. Utah..... | 3/13/93 (W, 26-8) |

HITS

| | | |
|----|-------------------------|---------|
| 32 | vs. Fresno St..... | 4/1/99 |
| 31 | vs. Binghamton | 3/7/09 |
| 30 | vs. Hawaii..... | 3/14/97 |
| 29 | vs. Coppin St..... | 4/18/10 |
| 29 | vs. Air Force | 4/17/04 |
| 28 | vs. Northern Colo. | 2/24/23 |
| 28 | at Air Force..... | 3/4/17 |
| 28 | vs. Air Force | 4/12/08 |
| 28 | vs. New Mexico St..... | 3/30/99 |
| 27 | vs. Air Force | 5/2/03 |
| 26 | vs. San Diego St..... | 5/26/12 |
| 26 | vs. Northwestern | 2/22/97 |
| 26 | vs. Washington..... | 3/26/95 |

RBI

| | | |
|----|-------------------------|---------|
| 28 | vs. Coppin St..... | 4/18/10 |
| 28 | vs. Binghamton | 3/7/09 |
| 28 | vs. Air Force | 4/17/04 |
| 27 | vs. Northern Colo. | 2/24/23 |
| 27 | vs. Iowa | 3/24/85 |
| 26 | vs. Air Force | 4/12/08 |
| 26 | vs. N.M. Highlands..... | 2/9/03 |
| 26 | vs. New Mexico St..... | 3/30/99 |
| 26 | vs. Rice | 4/12/98 |
| 25 | vs. Air Force | 4/14/06 |
| 24 | vs. UNLV | 3/24/17 |
| 24 | vs. Fresno St..... | 4/1/99 |

| | | |
|----|---------------|---------|
| 24 | vs. Utah..... | 4/23/94 |
|----|---------------|---------|

DOUBLES

| | | |
|----|----------------------------|---------|
| 13 | vs. N.M. Highlands..... | 2/9/03 |
| 10 | vs. Coppin St..... | 4/18/10 |
| 9 | at Nevada | 4/21/13 |
| 9 | vs. Northern Colorado..... | 3/5/06 |
| 9 | vs. Utah..... | 3/16/02 |
| 9 | vs. UNLV | 4/4/98 |
| 8 | at New Mexico State | 3/29/22 |
| 8 | vs. Fresno St..... | 3/31/17 |
| 8 | vs. San Jose St..... | 5/9/15 |
| 8 | vs. San Jose St..... | 5/10/15 |
| 8 | vs. San Diego St..... | 3/17/00 |
| 8 | vs. Fresno St..... | 4/1/99 |
| 8 | vs. Rice | 4/12/98 |
| 8 | vs. UTEP | 4/18/80 |
| 8 | vs. Southern Colorado..... | 5/17/75 |

TRIPLES

| | | |
|---|----------------------------|---------|
| 7 | vs. Southern Colorado..... | 3/27/76 |
| 6 | vs. TAMU-CC | 2/21/09 |
| 6 | vs. Hartford | 3/16/86 |
| 5 | vs. Holy Cross | 2/25/22 |
| 4 | vs. Coppin St..... | 4/18/10 |
| 4 | vs. ENMU..... | 4/30/97 |
| 4 | vs. Colorado St..... | 3/20/75 |
| 4 | vs. NE Illinois | 4/18/78 |
| 4 | vs. UTEP | 5/11/73 |
| 4 | vs. Northern Illinois..... | 3/27/72 |

HOME RUNS

| | | |
|----|------------------------|------------------|
| 10 | vs. New Mexico St..... | 3/30/99 |
| 8 | vs. Air Force | 4/12/08 |
| 8 | vs. Air Force | 4/18/04 |
| 7 | vs. Fresno State | 4/29/23 |
| 6 | vs. Air Force | 5/6/17 |
| 6 | vs. Binghamton | 2/18/17 |
| 6 | vs. Fresno St..... | 4/9/16 |
| 6 | vs. Air Force, | 4/13/06 (Game 2) |
| 6 | vs. Air Force, | 4/17/04 |
| 6 | vs. UNLV | 5/9/99 |
| 6 | vs. Rice | 4/12/98 |
| 6 | vs. New Mexico St..... | 2/25/98 |
| 6 | vs. Utah..... | 5/15/94 |
| 6 | vs. Air Force | 4/26/86 |
| 6 | vs. Air Force | 4/25/86 |

TOTAL BASES

| | | |
|----|------------------------|---------|
| 63 | vs. New Mexico St..... | 3/30/99 |
| 61 | vs. Air Force | 4/12/08 |
| 54 | vs. Fresno St..... | 4/1/99 |

WALKS

| | | |
|----|---------------------|---------|
| 17 | at Hawai'i..... | 2/21/16 |
| 16 | vs. Air Force | 4/17/04 |
| 15 | vs. Fresno St..... | 3/31/17 |
| 14 | at UNLV..... | 3/24/17 |
| 14 | at Utah | 4/4/87 |

STOLEN BASES

| | | |
|---|--------------------------|---------|
| 9 | vs. Wayland Baptist..... | 4/13/94 |
| 8 | vs. Maine | 3/18/94 |
| 8 | vs. New Mexico St..... | 2/11/00 |
| 8 | vs. Brigham Young | 4/8/00 |
| 7 | vs. New Mexico St..... | 4/17/13 |
| 7 | vs. Toledo | 3/10/02 |
| 7 | vs. N.M. Highlands..... | 2/10/98 |
| 7 | vs. Grand Canyon..... | 5/4/96 |

LONGEST GAME (Innings)

| | | |
|----|----------------------------|----------|
| 15 | NMSU 4, UNM 3..... | 2/9/02 |
| 15 | UNM 10, Gonzaga 8 | 3/31/72 |
| 14 | UNM 8, ENMU 7..... | 2/5-6/96 |
| 14 | UNM 9, Colorado St. 8..... | 3/17/73 |

LAST TIME IT HAPPENED...

HITTING (Individual)

Grand slam: Tye Wood vs. Hofstra, 3/3/24
Hit for the cycle: Danny Collier vs. Air Force, 3/24/18
Five hits: Jeffrey David vs. Northern Colorado, 2/24/23
Six hits: Carl Stajduhar vs. Fresno St., 4/9/16
Eight at bats: Josh Mader vs. Air Force, 5/2/03
Four runs: Reed Spennath vs. St. Bonaventure, 3/4/23
Five runs: Sean Stephens at Nevada, 5/7/22
Six runs: Justin Howard vs. Coppin St., 4/18/10*
Five RBI: Justin Olson vs. Fresno State, 4/29/23
Six RBI: Justin Olson vs. Fresno State, 4/29/23
Seven RBI: Justin Olson vs. Fresno State, 4/29/23
Eight RBI: Justin Olson vs. Fresno State, 4/29/23
10 RBI: Brian Cavazos-Galvez vs. Air Force, 4/12/08*#
Three doubles: Reed Spennath vs. Hofstra, 3/1/24
Four doubles: Reece Weber vs. San José St., 5/10/15
Four extra-base hits: Braydon Runion vs. New Mexico St., 5/2/23
Two triples: Willie Cano vs. Holy Cross, 2/25/22
Back-to-back-to-back triples: ... Mike Brownstein, Dane Hamilton, Brian Cavazos-Galvez vs. TAMU-CC (Game 2), 2/21/09
Inside-the-Park home run: DJ Peterson vs. TCU, 5/20/11
Walk-off home run: Jake Holland vs. Texas Tech, 3/28/23
Two home runs: Jake Holland vs. Hofstra, 3/2/24
Three home runs: Justin Olson vs. Fresno State, 4/29/23
Four home runs: ... Brian Cavazos-Galvez vs. Air Force, 4/12/08*#
Two home runs in one inning: Josh Mader at Utah, 4/8/04
Two+ players with multi-homers: Brian Cavazos-Galvez (4), Kevin Atkinson (2) vs. Air Force, 4/12/08
Back-to-back homers: Josh McAlister, Will Asby vs. CSUB, 2/17/24
Back-to-back-to-back homers: Daniel Stovall, Matt Hibbitts, Ian Hollick vs. Hawaii-Hilo, 4/28/07
Multiple back-to-back homers in same game: (2), Joe Salas, Daniel Stovall, vs. Air Force, 5/16/04
HR in 3 straight games: Lenny Junior Ashby vs. Nevada, 5/12-13/23
Three + sacrifice bunts in a game: 3, Jared Holley at Nevada 4/20/13
Four strikeouts: Deylan Pigford vs. Fresno State, 4/28/23
Three HBP: Jared Holley vs. LaSalle, 3/5/13
Three stolen bases: Luke Campbell at UNLV, 3/16/13
Four Walks: Justin Watari vs. UNLV, 5/11/19
Five Walks: DJ Peterson vs. UC Riverside, 3/9/13*

HITTING (Team)

Five + home runs (team): ... 7, vs. Fresno State (W, 17-7), 4/29/23
20+ hits: 20, vs. Northern Colorado (W, 18-2), 2/25/23 (G2)
25+ hits: 28, vs. Northern Colorado (W, 30-1), 2/24/23
30+ hits: 31, vs. Binghamton (Game 1), 3/7/09
Allowed 20 + hits: 22, vs. Hofstra 3/2/24
20+ runs: 20, vs. St. Bonaventure (W, 20-3), 3/4/23
Allowed 20 + runs: 25, vs. Air Force (L, 25-6), 5/19/22
30+ runs: 30, vs. Northern Colorado (W, 30-1), 2/24/23
20+ RBI: 27, vs. Northern Colorado, 2/24/23
40+ total bases: 42, vs. Fresno State, 4/29/23
50+ total bases: 52, vs. Northern Colorado, 2/24/23
60+ total bases: 61, vs. Air Force, 4/12/08
No strikeouts: 5/4/14 vs. San Diego St. (35 at-bats)
No walks: 3/31/23 vs. San Diego State (34 at-bats)
10+ strikeouts: 13, vs. Minnesota 2/18/24
10+ walks: 11, vs. CSUB, 2/19/24
15+ walks: 15, Fresno St., 3/31/17
5+ HBP: 5, vs. San Jose State, 4/29/22
Was no-hit (7-inning game): at Utah, 4/21/90
Was no-hit (9-inning game): at Wichita St., 3/20/90

PITCHING (Individual)

No-hitter (7-inning game): Mike Connell vs. N.M. Highlands, 3/24/77
No-hitter (9-inning game): Jim Kremmel vs. Arizona, 4/17/70
One-hitter: Tyler Stevens vs. Air Force, 4/12/15
Complete game: Cody Dye vs. UNLV, 4/21/18..... Justin Armbruster at San Jose State, 5/22/21 (7 innings)
Complete-game shutout: Colton Thomson vs. Nevada, 5/26/16
10+ strikeouts: ..12, Justin Armbruster at San Jose State, 5/22/21
15+ strikeouts: 17, Justin Armbruster at Fresno State, 3/13/21
No walks (complete game): Justin Armbruster at San Jose State, 5/22/21

PITCHING (Team)

10+ strikeouts: 11, at UNLV, 5/5/23
15+ strikeouts: 16, vs. Nevada, 3/27/21
No strikeouts: 3/5/17 at Air Force ... (J. Tripp 30 BF; D. Gillespie 5 BF, A. Isenhardt 1 BF, C. Tripp 8 BF)
No walks: vs. South Dakota State, 2/22/24
10 + walks: at California, 5/14/22

FIELDING

Five+ errors (Team): 6, vs. San Jose State, 4/8/23
Three+ errors (Ind.): 3, Hayden Schilling vs. Central Michigan, 2/22/18
Eight+ assists: 8, Konner Kinkade vs. Texas Tech, 3/28/23
Caught three runners stealing: Mitch Garver vs. Texas Tech, 4/25/12
15 + putouts: 15, Reed Spennath vs. New Mexico State, 3/21/23
UNM turned a triple play: 5/13/16 vs. Nevada (4-6-3-2)
UNM hit into a triple play: 4/23/09 at BYU

SCORING AND MISCELLANEOUS

Stole home: Harry Fullerton vs. Nevada, 3/27/21
Stole seven+ bases: 7, 4/17/13 vs. New Mexico St. (W, 13-6)
Tied: 4/28/19 at Fresno St. (T, 6-6)
Shut out: 5/16/23 vs. New Mexico State (L, 0-8/7 Inn.)
Shut out opponent: 4/18/23 at New Mexico State (W, 13-0)
Shut out at home: 3/21/23 vs. New Mexico State (L, 0-2)
Shut out on the road: 5/16/23 at New Mexico State (L, 0-8/ 7 Inn)
Shut out opponent at home: 3/11/23 vs. Air Force (W, 15-0)
Shut out opponent on road: 4/18/23 at New Mexico St. (W, 13-0)
Recorded back-to-back shutouts: 5/6-5/7, 2011 vs. Air Force (5-0, 10-0)
Recorded three straight shutouts: 2/24-3/3, 1973 vs. New Mexico St. (1-0) and New Mexico Highlands (7-0, 4-0)
Shut out in back-to-back games: 3/14-15/2017 at Oklahoma St.
Most runs in three-game series: .73, vs. Air Force (4/13-14, 2006)
Consecutive one-run games: 2, vs. San Jose State (4/29-30, 2022)
Four straight one-run games: vs. BYU, Gonzaga, Northern Colorado, 2/15-23, 2020
Five straight one-run games: March 18-24, 2015*

LAST TIME IT HAPPENED... CONTINUED

EXTRA INNINGS

Won an extra-inning game: 4/30/23 vs. Fresno State (6-5, 10 inn.)
Lost an extra-inning game:3/2/24 vs. Hofstra (15-16, 10 Inn.)
Extra inning games in a row:2, 4/23-4/24, 2021 at Washington
3 straight extra-inning games:at Utah, 4/9-11, 2009
Played a 10-inning game:vs. Hofstra, 3/2/24
Played an 11-inning game:vs. Fresno State, 3/13/22 (W, 9-8)
Played a 12-inning game:vs. Minnesota, 2/20/22 (W, 4-3)
Played a 13-inning game:vs. Columbia, 6/1/13 (L, 6-5, NCAA Tourn.)
Played a 14-inning game:vs. Eastern N.M., 2/5-6, 1996 (W, 8-7)
Played a 15-inning game:at New Mexico St., 2/9/02 (L, 4-3)

IN AN INNING

10+ runs in an inning:10, vs. Air Force (8th), 3/11/23
15+ runs in an inning:15, vs. Savannah St., 3/11/05
4+ homers in an inning:4, at Air Force, 5/19/05
5+ doubles in an inning:5, at Nevada, 4/21/13
4+ triples in an inning:4, vs. TAMU-CC (Game 2), 2/21/09^
10+ hits in an inning:10, vs. New Mexico State, 5/2/23
10+ consecutive hits:11, vs. Savannah St., 3/11/05*
10+ consecutive batters reach base:12, vs. Fresno St., 4/13/13
15+ consecutive batters reach base:16, vs. Savannah St., 3/11/05
Player w/hits from both sides of plate: Sam Haggerty
..... vs. Fresno St. 4/12/13

UNM SCORING IN AN INNING

Most runs in top of 1st:11, at Air Force (5/14/09)
Most runs in top of 2nd:10, 2x, last at Air Force (4/15/97)
Most runs in top of 3rd:8, 3x, last at Air Force (4/25/10, Game One)
Most runs in top of 4th:12, at Air Force (4/15/07)
Most runs in top of 5th:12, at Air Force (4/17/04)
Most runs in top of 6th:10, at Air Force (5/19/16)
Most runs in top of 7th:9, at Air Force (4/16/07)
Most runs in top of 8th:12, at Utah (4/1/00)
Most runs in top of 9th:9, at New Mexico St. (2/16/86)
Most runs in top of 10th:4, at Texas St. (2/11/06)
Most runs in top of 11th:6, at Arizona (1/30/93)
Most runs in top of 12th:3, at Washington (4/24/21)
Most runs in top of 13th:N/A
Most runs in top of 14th:N/A
Most runs in top of 15th:1, vs. Gonzaga at Fresno St. (3/31/72)

Most runs in bottom of 1st: 11, 2x, last vs. St. Bonaventure. (3/4/23)
Most runs in bottom of 2nd:15, vs. Savannah St. (3/11/05)
Most runs in bottom of 3rd:13, vs. NM Highlands (2/28/90)
Most runs in bottom of 4th: ...12, vs. Air Force at UNLV (5/27/04)
Most runs in bottom of 5th:10, 2x, last vs. Utah (4/22/06)
Most runs in bottom of 6th:20, vs. Utah (3/13/93)*
Most runs in bottom of 7th:11, vs. Texas St. (2/18/05)
Most runs in bottom of 8th:12, 3x, last vs. Fresno St. (4/13/13)
Most runs in bottom of 9th:9, 2x, last vs. New Mexico St. (3/26/02)
Most runs in bottom of 10th:7, vs. Louisiana Tech (3/13/10)
Most runs in bottom of 11th:2, 2x, last vs. Fresno St. (3/13/22)
Most runs in bottom of 12th:2, vs. UNLV (3/9/14)
Most runs in bottom of 13th: 1, 2x, last vs. Northwestern (3/7/03)
Most runs in bottom of 14th:1, 2x, last vs. ENMU (2/5-6, 1996)
Most runs in bottom of 15th:N/A

OPPONENT SCORING IN AN INNING

Most runs in top of 1st:12, vs. BYU (3/26/94)
Most runs in top of 2nd:9, vs. UC Riverside (4/18/19)
Most runs in top of 3rd:12, vs. Wichita St. (3/16/89)
Most runs in top of 4th:11, vs. Rice (4/11/98)
Most runs in top of 5th:10, 2x, last vs. UNLV (4/3/22)
Most runs in top of 6th:10, vs. BYU (4/11/02)
Most runs in top of 7th:11, vs. BYU (4/6/00)
Most runs in top of 8th:8, 2x, last vs. Rice (4/12/98)
Most runs in top of 9th:12, vs. BYU (3/18/05, Game Two)

Most runs in top of 10th:9, vs. San Francisco (3/18/06)
Most runs in top of 11th: 6, vs. Nevada at Las Vegas, Nev. (5/23/14)
Most runs in top of 12th:1, 4x, last vs. UNLV (3/9/14)
Most runs in top of 13th:1, 2x, last vs. Columbia (6/1/13)
Most runs in top of 14th:N/A
Most runs in top of 15th:N/A

Most runs in bottom of 1st: 11, at Arizona St. (2/9/80, Game One)
Most runs in bottom of 2nd:16, at Texas Tech (3/15/22)*
Most runs in bottom of 3rd:15, at Hawaii (4/22/89)
Most runs in bottom of 4th:12, 2x, last at Air Force (4/15/90)
Most runs in bottom of 5th:12, at Cal St. Fullerton (3/7/86)
Most runs in bottom of 6th:12, at LMU (3/11/86)
Most runs in bottom of 7th:9, at California (5/14/22)
Most runs in bottom of 8th:11, vs. Oregon State (2/18/22)
Most runs in bottom of 9th:4, 7x, last at Air Force (4/15/07)
Most runs in bottom of 10th:4, at Air Force (4/24/65)
Most runs in bottom of 11th: 2, vs. BYU at San Diego St. (3/31/06)
Most runs in bottom of 12th: 2, vs. BYU at San Diego St. (3/31/06)
Most runs in bottom of 13th:N/A
Most runs in bottom of 14th:N/A
Most runs in bottom of 15th:1, at New Mexico St. (2/9/02)

SERIES

Swept non-conf. series, home: ..vs. Northern Colo., 2/24-26, 2023
Swept non-conf. series, road: at No. 23 Oklahoma St., 3/14-15, 2017
Swept in non-conf. series, home:vs. Dallas Baptist, 3/4-6, 2016
Swept in non-conf. series, road:at California, 5/13-15/2022
Swept MW series, home:vs. Fresno State, 4/28-30, 2023
Swept MW series, road:at San Jose State, 5/22-23, 2021
Swept multiple MW series in a row:3, 3/3/17-3/26/17
..... at Air Force, vs. San José St., at UNLV
Swept in MW series, home:vs. San Diego State, 3/31-4/2, 2023
Swept in MW series, road:at Air Force, 5/8-9, 2021
Swept in multiple MW series in a row:3, 4/2-5/9/2021
..... at San Diego State, vs. Fresno State, at Air Force

WALK-OFFS

Won on last at-bat:2/24/24
..... Gene Trujillo (PH) vs. S. Dakota State (13-2 run rule, 7 innings)
Back-to-back games won in last at-bat:2/24/24
.....vs. South Dakota State (9-8, 13-2 [run rule, 7 Inn.])
Back-to-back-to-back games won in last at-bat: ..2/23-2/24/24
.....vs. S. Dakota State (12-11, 9-8, 13-2)
Lost on last at-bat:3/18/23
..... at Fresno State (8-9, 9 innings)
Scored two runs in last at-bat:5/20/22
.....vs. South Dakota State (13-2, run rule 7 innings)
Scored three runs in last at-bat:2/24/24
.....vs. Texas Tech (11-10, 9 innings)
Scored four runs in last at-bat:5/20/22
.....vs. Air Force (13-12, 9 innings)
Scored five runs in last at-bat:5/20/22
.....vs. Air Force (13-12, 9 innings)
Scored six runs in last at-bat:5/20/22
.....vs. Air Force (13-12, 9 innings)
Scored seven runs in last at-bat:5/20/22
.....vs. Air Force (13-12, 9 innings)
Scored nine runs in last at-bat:3/21/99
..... vs. TCU (17-16)
Allowed two runs in last at-bat:3/18/23
..... at Fresno State (8-9)
Allowed three runs in last at-bat:4/2/21
..... at San Diego State (9-10)
Allowed four runs in last at-bat:4/2/21
..... at San Diego State (9-10)
Allowed five runs in last at-bat:4/2/21
..... at San Diego State (9-10)
Allowed six runs in last at-bat:4/2/21
..... at San Diego State (9-10)

2024 PITCHING GAME LOGS & CAREER HIGHS

6 | BRIAN MCBROOM | JR. | RIGHT-HANDED PITCHER

| Innings..... | 4.0 (4x, last vs San Jose St. 4/6/23) | | | | | |
|-----------------|---------------------------------------|---------------|-----|---|------|------|
| Strikeouts..... | 6 (2x, last vs San Jose St. 4/6/23) | | | | | |
| DATE | OPPONENT | RESULT | IP | H | R/ER | K/BB |
| 2/17 | CSU Bakersfield | SV (1) | 1.1 | 0 | 0/0 | 2/0 |
| 2/23 | S. Dakota St. | W (1-0) | 2.0 | 4 | 2/2 | 3/0 |
| 3/2 | Hofstra | ND (L, 15-16) | 1.0 | 2 | 1/1 | 0/0 |
| 3/4 | Hofstra | SV (2) | 1.0 | 0 | 0/0 | 1/0 |

13 | BRETT RUSSELL | SR. | RIGHT-HANDED PITCHER

| Innings..... | 6.2 (at San Jose St. 3/5/22) | | | | | |
|-----------------|--|---------------|-----------|----------|-------------|-------------|
| Strikeouts..... | 8 (2x, last vs South Dakota St. 2/22/24) | | | | | |
| <u>DATE</u> | <u>OPPONENT</u> | <u>RESULT</u> | <u>IP</u> | <u>H</u> | <u>R/ER</u> | <u>K/BB</u> |
| 2/22 | S. Dakota St. | ND (L, 5-11) | 5.0 | 2 | 4/2 | 8/0 |
| 3/2/24 | Hofstra | W (1-0) | 5.0 | 8 | 7/7 | 3/3 |

17 | CRISTIAN MOGEN | FR. | RIGHT-HANDED PITCHER

| | | | | | | |
|-----------------|---------------------------------|---------------|-----------|----------|-------------|-------------|
| Innings..... | 2.0 (vs. CSU Bakersfield, 2/19) | | | | | |
| Strikeouts..... | | | | | | |
| DATE | OPPONENT | RESULT | IP | H | R/ER | K/BB |
| 2/19 | CSU Bakersfield | W (1-0) | 2.0 | 2 | 0/0 | 0/0 |

19 | JUSTIN STILL | JR. | LEFT-HANDED PITCHER

| Innings..... | 5.0 (at California 5/15/22) | | | | | |
|-----------------|-----------------------------|--------------|-----|---|------|------|
| Strikeouts..... | 6 (at California 5/15/22) | | | | | |
| DATE | OPPONENT | RESULT | IP | H | R/ER | K/BB |
| 2/18 | Minnesota | ND (L, 2-11) | 3.0 | 0 | 0/0 | 3/2 |
| 2/24 | S. Dakota St. | W (1-0) | 1.0 | 1 | 0/0 | 0/0 |
| 3/1 | Hofstra | ND (L, 9-10) | 0.0 | 1 | 1/0 | 1/0 |
| 3/2 | Hofstra | SV (1) | 2.0 | 0 | 0/0 | 4/3 |

22 | BEN BAKER-LIVINGSTON | JR. | RIGHT-HANDED PITCHER

| | | | | | | |
|-----------------|--|---------------|-----------|----------|-------------|-------------|
| Innings..... | 5.0 (2x, last vs New Mexico St. 3/21/23) | | | | | |
| Strikeouts..... | 5 (2x, last vs CSU Bakersfield 2/19/23) | | | | | |
| DATE | OPPONENT | RESULT | IP | H | R/ER | K/BB |
| 2/19 | CSU Bakersfield | ND (W, 6-2) | 4.0 | 3 | 0/0 | 5/1 |
| 2/24 | S. Dakota St. | ND (W, 9-8) | 2.0 | 3 | 2/2 | 3/0 |

23 | JAREN JACKSON | SR. | LEFT-HANDED PITCHER

| Innings..... | 7.0 (vs. CSU Pueblo 4/11/23) | | | | | |
|-----------------|--|---------|-----|---|------|------|
| Strikeouts..... | 6 (2x, last vs South Dakota St. 2/22/24) | | | | | |
| DATE | OPPONENT | RESULT | IP | H | R/ER | K/BB |
| 2/16 | Oregon St. | L (0-1) | 3.1 | 9 | 8/8 | 4/3 |
| 2/22 | S. Dakota St. | L (0-2) | 4.0 | 9 | 7/7 | 6/0 |
| 3/2 | Hofstra | L (0-3) | 3.0 | 3 | 4/3 | 2/4 |

27 | DAVID LOPEZ | JR. | RIGHT-HANDED PITCHER

| Innings..... | 5.0 (vs. CSUB 2/17/24) | | | | | |
|-----------------|-------------------------------|---------------|-----|----|------|------|
| Strikeouts..... | 5 (vs. S. Dakota St. 2/23/24) | | | | | |
| DATE | OPPONENT | RESULT | IP | H | R/ER | K/BB |
| 2/17 | CSU Bakersfield | W (1-0) | 5.0 | 4 | 2/2 | 2/2 |
| 2/23 | S. Dakota St. | ND (W, 12-11) | 4.2 | 11 | 7/6 | 5/2 |
| 3/1 | Hofstra | ND (L, 9-10) | 5.0 | 5 | 3/2 | 5/1 |

29 | WYATT HARDY | JR. | RIGHT-HANDED PITCHER

| Innings..... | 3.0 (vs. CSU Bakersfield, 2/19/24) | | | | | |
|-----------------|------------------------------------|---------------|-----------|----------|-------------|-------------|
| Strikeouts..... | 4 (vs. CSU Bakersfield, 2/19/24) | | | | | |
| DATE | OPPONENT | RESULT | IP | H | R/ER | K/BB |
| 2/19 | CSU Bakersfield | SV (1) | 3.0 | 3 | 2/2 | 4/0 |
| 2/24 | S. Dakota St. | ND (W, 13-2) | 2.0 | 2 | 0/0 | 3/0 |
| 3/1 | Hofstra | L (0-1) | 0.2 | 6 | 6/6 | 1/0 |

31 | DAYNE PENGELLY | JR. | RIGHT-HANDED PITCHER

| Innings..... | 4.1 (vs. Hofstra 3/3/24) | | | | | |
|-----------------|---------------------------|---------|-----|---|------|------|
| Strikeouts..... | 1 (vs. Minnesota 2/18/24) | | | | | |
| DATE | OPPONENT | RESULT | IP | H | R/ER | K/BB |
| 2/18 | Minnesota | L (0-1) | 1.0 | 5 | 6/6 | 1/3 |
| 3/3 | Hofstra | W (1-1) | 4.1 | 7 | 4/4 | 5/2 |

33 | DAXTON PURSER | JR. | LEFT-HANDED PITCHER

| Innings..... | 3.1 (vs. Hofstra, 3/3/24) | | | | | |
|-----------------|--------------------------------|--------------|-----|---|------|------|
| Strikeouts..... | 3 (vs. S. Dakota St., 2/23/24) | | | | | |
| DATE | OPPONENT | RESULT | IP | H | R/ER | K/BB |
| 2/18 | Minnesota | ND (L, 2-11) | 2.2 | 0 | 0/0 | 2/1 |
| 2/24 | S. Dakota St. | ND (W, 9-8) | 2.2 | 3 | 2/2 | 3/2 |
| 3/1 | Hofstra | ND (L, 9-10) | 2.0 | 1 | 0/0 | 1/2 |
| 3/3 | Hofstra | ND (W, 9-6) | 3.1 | 4 | 2/2 | 0/3 |

34 | JOSH BARNHOUSE | JR. | RIGHT-HANDED PITCHER

| Innings..... | 3.1 (vs. S. Dakota St., 2/24) | | | | | |
|-----------------|-------------------------------|---------------|-----|---|------|------|
| Strikeouts..... | 4 (vs. Oregon St. 2/16/24) | | | | | |
| DATE | OPPONENT | RESULT | IP | H | R/ER | K/BB |
| 2/16 | Oregon St. | ND (L, 15-6) | 2.2 | 7 | 7/7 | 4/3 |
| 2/24 | S. Dakota St. | ND (W, 9-8) | 3.1 | 7 | 4/2 | 3/1 |
| 3/1 | Hofstra | ND (L, 9-10) | 1.1 | 0 | 0/0 | 1/1 |
| 3/2 | Hofstra | ND (L, 15-16) | 0.2 | 3 | 3/3 | 1/1 |

35 | ARTHUR STEINKAMP | SR. | LEFT-HANDED PITCHER

| Innings..... | 4.1 (vs Fresno St. 4/28/23) | | | | | |
|-----------------|------------------------------|---------------|-----|---|------|------|
| Strikeouts..... | 4 (at San Diego St. 5/18/23) | | | | | |
| DATE | OPPONENT | RESULT | IP | H | R/ER | K/BB |
| 2/16 | Oregon St. | ND (L, 15-6) | 2.0 | 1 | 0/0 | 1/1 |
| 2/23 | S. Dakota St. | ND (W,12-11) | 2.1 | 4 | 2/1 | 1/0 |
| 3/2 | Hofstra | ND (L, 15-16) | 0.1 | 4 | 3/3 | 0/1 |
| 3/3 | Hofstra | ND (W, 11-7) | 0.1 | 0 | 0/0 | 0/0 |

38 | BLAKE LEHMBECK | FR. | RIGHT-HANDED PITCHER

| | | | | | | |
|-----------------|-----------------------------|---------------|-----------|----------|-------------|-------------|
| Innings..... | 1.0 (vs. Minnesota 2/18/24) | | | | | |
| Strikeouts..... | 2 (vs. Minnesota 2/18/24) | | | | | |
| DATE | OPPONENT | RESULT | IP | H | R/ER | K/BB |
| 2/18 | Minnesota | ND (L, 2-11) | 1.0 | 3 | 1/1 | 2/0 |

39 | RYAN CASTILLO | FR. | RIGHT-HANDED PITCHER

| Innings..... | 0.1 (vs. Minnesota, 2/18/24) | | | | | |
|-----------------|------------------------------|--------------|-----|---|------|------|
| Strikeouts..... | | | | | | |
| DATE | OPPONENT | RESULT | IP | H | R/ER | K/BB |
| 2/18 | Minnesota | ND (L, 2-11) | 0.1 | 2 | 4/3 | 0/2 |

40 | WIL BANNISTER | SR. | RIGHT-HANDED PITCHER

| Innings..... | 2.2 (vs. CSUB 2/17/24) | | | | | |
|-----------------|-------------------------------|---------------|-----------|----------|-------------|-------------|
| Strikeouts..... | 5 (vs. S. Dakota St. 2/24/24) | | | | | |
| DATE | OPPONENT | RESULT | IP | H | R/ER | K/BB |
| 2/17 | CSU Bakersfield | ND (W, 4-3) | 2.2 | 3 | 1/1 | 0/0 |
| 2/24 | S. Dakota St. | W (1-0) | 5.0 | 7 | 2/2 | 5/2 |
| 3/2 | Hofstra | ND (L, 15-16) | 5.0 | 9 | 5/5 | 4/3 |

1 | JORDAN MARTINEZ | SO. | RIGHT-HANDED PITCHER

| | |
|-----------------|-------------------------------|
| Innings..... | 3.0 (St. Bonaventure, 3/4/23) |
| Strikeouts..... | 1 (CSU Pueblo, 4/12/23) |

41 | BLANE ROMERO | SR. | RIGHT-HANDED PITCHER

| | |
|-----------------|--------------------------|
| Innings..... | 3.1 (vs. Rice, 2/28/23)* |
| Strikeouts..... | 4 (vs. Rice, 2/28/23)* |

*While playing for Sam Houston St. (2022, 2023)

2024 UNM BATTING / FIELDING SEASON & CAREER HIGHS

2 | CHASE WEISSENBORN | SR. | SHORTSTOP

| CATEGORY | '24 SEASON | CAREER |
|---------------------|-----------------------------|---------------------------|
| Hits..... | 1 (2x, last vs CSUB, 2/19) | 4 (2x, last 3/11/23) |
| Runs..... | | 3 (2x, last 5/7/22) |
| RBI's..... | 3 (vs. Oregon St., 2/16/24) | 3 (4x, last 3/11/23) |
| Walks..... | | 2 (5x, last 4/6/23) |
| Putouts..... | 4 (vs. CSUB, 2/17) | 5 (vs. AFA 4/23/23) |
| Assists..... | 3 (vs. Oregon St., 2/16) | 8 (vs. AFA 3/10/23) |
| Hit Streak..... | | 8 games (5/2 - 5/14/23) |
| On Base Streak..... | | 16 games (3/15 - 4/19/22) |

3 | DEVON DIXON | SR. | SECOND BASEMAN

| CATEGORY | '24 SEASON | CAREER |
|---------------------|-------------------------------------|-----------------------------|
| Hits..... | 2 (vs. Hofstra, 3/1) | 3 (3x, last 5/6/23) |
| Runs..... | 2 (2x, last vs. Hofstra 3/1) | 4 (vs. N. Colo., 2/24/23) |
| RBI's..... | 1 (2x, last vs. S. Dakota St. 2/23) | 4 (vs. Fresno St., 3/18/23) |
| Walks..... | 2 (vs. Hofstra 3/2) | 3 (vs. St. Bona., 3/4/23) |
| Putouts..... | 3 (3x, last vs. Hofstra 3/2) | 4 (4x, last 5/12/23) |
| Assists..... | 4 (4x, last vs. Hofstra 3/3) | 7 (vs. Nevada, 5/12/23) |
| Hit Streak..... | 6 (2/19 - 3/1) | 8 games (4/28 - 5/12/23) |
| On Base Streak..... | 2 (2/19 - 3/2) | 8 games (4/28 - 5/12/23) |

4 | TYE WOOD | JR. | OUTFIELDER

| CATEGORY | '24 SEASON | CAREER |
|---------------------|--------------------------------------|--------|
| Hits..... | 2 (vs. Hofstra, 3/3) | Same |
| Runs..... | 2 (vs. S. Dakota St., 2/24) | Same |
| RBI's..... | 4 (vs. Hofstra 3/3) | Same |
| Walks..... | 2 (2x, last vs. S. Dakota St., 2/24) | Same |
| Putouts..... | 6 (vs. S. Dakota St., 2/24) | Same |
| Assists..... | 1 (vs. Hofstra, 3/3) | Same |
| Hit Streak..... | 6 games (2/16 - 2/24) | Same |
| On Base Streak..... | 6 games (2/16 - 2/24) | Same |

5 | COOPER BRASS | FR. | OUTFIELDER

| CATEGORY | '24 SEASON | CAREER |
|---------------------|------------|--------|
| Hits..... | | |
| Runs..... | | |
| RBI's..... | | |
| Walks..... | | |
| Putouts..... | | |
| Assists..... | | |
| Hit Streak..... | | |
| On Base Streak..... | | |

7 | DEREK MONTIJO | FR. | INFIELD/OUTFIELD

| CATEGORY | '24 SEASON | CAREER |
|---------------------|------------|--------|
| Hits..... | | |
| Runs..... | | |
| RBI's..... | | |
| Walks..... | | |
| Putouts..... | | |
| Assists..... | | |
| Hit Streak..... | | |
| On Base Streak..... | | |

8 | KONNER KINKADE | SR. | INFIELD/OUTFIELD

| CATEGORY | '24 SEASON | CAREER |
|---------------------|-------------------------------------|-------------------------|
| Hits..... | 2 (3x, last vs. Hofstra 3/1) | 2 (5x, last 3/1/24) |
| Runs..... | 2 (2x, last vs. S. Dakota St. 2/22) | 2 (3x, last 2/22/24) |
| RBI's..... | 3 (vs. S. Dakota St. 2/24) | Same |
| Walks..... | 2 (2x, last vs. Hofstra 3/2) | 2 (3x, last 2/24/24) |
| Putouts..... | 2 (5x, last vs. Hofstra 3/1) | 4 (4x, last 5/12/23) |
| Assists..... | 5 (vs. Hofstra 3/1) | 8 (vs. TTU, 3/28/23) |
| Hit Streak..... | 6 games (2/19 - 3/1) | Same |
| On Base Streak..... | 7 games (2/19 - 3/2) | 7 games (3/25 - 4/8/23) |

9 | JOSH MCALISTER | JR. | INFIELDER

| CATEGORY | '24 SEASON | CAREER |
|---------------------|-------------------------------|------------------------------|
| Hits..... | 3 (vs. Hofstra 3/2) | 4 (vs. CSUB 4/11/23)* |
| Runs..... | 1 (9x, last vs. Hofstra 3/3) | 2 (7x, last 2/16/24)* |
| RBI's..... | 4 (vs. Hofstra, 3/2) | Same |
| Walks..... | 1 (5x, last vs. Hofstra, 3/3) | 3 (vs. Missis. St., 3/3/23)* |
| Putouts..... | 1 (3x, last vs. Hofstra 3/2) | 7 (vs. CSUB, 3/11/23)* |
| Assists..... | 3 (vs. Minnesota 2/18) | 5 (vs. Maryland, 4/14/23)* |
| Hit Streak..... | 4 games (2/19-24) | 5 games (2/18 - 25/23)* |
| On Base Streak..... | 10 games (2/16 - 3/2) | 10 games (3/5 - 25/23)* |

10 | AUSTIN MUNGUIA | JR. | CATCHER

| CATEGORY | '24 SEASON | CAREER |
|---------------------|-------------------------|--------|
| Hits..... | | |
| Runs..... | | |
| RBI's..... | | |
| Walks..... | | |
| Putouts..... | 2 (vs. Minnesota, 2/18) | Same |
| Assists..... | | |
| Hit Streak..... | | |
| On Base Streak..... | | |

11 | SEAN STEPHENS | SR. | OUTFIELDER

| CATEGORY | '24 SEASON | CAREER |
|---------------------|-------------------------------|---------------------------|
| Hits..... | 3 (2x, last vs. Hofstra, 3/1) | 5 (vs. Nevada, 5/7/22) |
| Runs..... | 2 (3x, last vs. Hofstra 3/3) | 5 (vs. Nevada, 5/7/22) |
| RBI's..... | 2 (3x, last vs. Hofstra 3/1) | 4 (vs. Nevada, 5/7/22) |
| Walks..... | 2 (3x, last vs. Hofstra 3/2) | 2 (2x, last 2/19/24) |
| Putouts..... | 4 (2x, last vs. Hofstra 3/2) | 5 (4x, last 5/19/23) |
| Assists..... | | 1 (2x, last 2/25/23) |
| Hit Streak..... | 5 games (2/24 - present) | 5 games (4/3 - 10/22) |
| On Base Streak..... | 9 games (2/19 - present) | 17 games (3/15 - 4/29/22) |

12 | WILL ASBY | SR. | OUTFIELDER

| CATEGORY | '24 SEASON | CAREER |
|---------------------|-------------------------------------|-------------------------------|
| Hits..... | 4 (vs. Hofstra, 3/2) | Same |
| Runs..... | 4 (vs. Hofstra, 3/2) | Same |
| RBI's..... | 4 (vs. S. Dakota St., 2/24) | 4 (vs. San Diego, 4/23/23)* |
| Walks..... | 2 (3x, last vs. S. Dakota St. 2/24) | 2 (3x, last 2/24/24)* |
| Putouts..... | 3 (2x, last vs. Hofstra 3/2) | 4 (2x, last 5/18/23)* |
| Assists..... | | 2 (vs. San Jose St., 5/9/23)* |
| Hit Streak..... | 4 games (2/23 - 3/1) | 6 games (3/24 - 4/2/23)* |
| On Base Streak..... | 6 games (2/23 - 3/2) | 9 games (3/15 - 4/2/23)* |

14 | AKILI CARRIS | SO. | INFIELDER

| CATEGORY | '24 SEASON | CAREER |
|---------------------|------------|------------------------------------|
| Hits..... | | 1 (vs. N. Color., 2/24/23) |
| Runs..... | | 2 (vs. N. Colo., 2/24/23) |
| RBI's..... | | |
| Walks..... | | |
| Putouts..... | | 1 (2x, last vs. St. Bona., 3/4/23) |
| Assists..... | | 3 (vs. N. Colo., 2/24/23) |
| Hit Streak..... | | |
| On Base Streak..... | | |

15 | KHALIL WALKER | JR. | OUTFIELDER

| CATEGORY | '24 SEASON | CAREER |
|---------------------|-------------------------------|--------|
| Hits..... | 2 (2x, last vs. Hofstra, 3/1) | Same |
| Runs..... | 3 (vs. S. Dakota St., 2/23) | Same |
| RBI's..... | 2 (vs. Hofstra, 3/1) | Same |
| Walks..... | 3 (vs. Oregon St., 2/16) | Same |
| Putouts..... | 4 (vs. Hofstra, 3/2) | Same |
| Assists..... | | |
| Hit Streak..... | 5 games (2/22 - present) | Same |
| On Base Streak..... | 5 games (2/22 - present) | Same |

2024 BATTING / FIELDING SEASON & CAREER HIGHS

18 | JAKE HOLLAND | SR. | CATCHER

| CATEGORY | '24 SEASON | CAREER |
|--------------------|----------------------------------|------------------------------|
| Hits..... | 2 (3x, last vs. Hofstra 3/3) | 3 (4x, last 5/14/23) |
| Runs..... | 2 (2x, last vs. Hofstra 3/2) | 2 (10x, last 2/16/24) |
| RBI's | 5 (vs. Hofstra 3/2) | 5 (2x, last vs. Hofstra 3/2) |
| Walks..... | 1 (vs. CSUB 2/19) | 1 (16x, last 2/19/24) |
| Putouts..... | 14 (vs. S. Dakota St. 2/22) | 13 (vs. Oregon St., 2/17/23) |
| Assists | 2 (vs. Hofstra 3/2) | 3 (vs. Fresno St., 4/30/23) |
| Hit Streak..... | 2 games (3x, last 3/2 - present) | 10 games |
| On Base Streak.... | 5 games (2/16 - 2/24) | 14 games |

20 | LUKE BANISTER | JR. | CATCHER

| CATEGORY | '24 SEASON | CAREER |
|--------------------|------------|--------|
| Hits..... | | |
| Runs..... | | |
| RBI's | | |
| Walks..... | | |
| Putouts..... | | |
| Assists | | |
| Hit Streak..... | | |
| On Base Streak.... | | |

24 | KYLE SMITH | SR. | CATCHER

| CATEGORY | '24 SEASON | CAREER |
|--------------------|------------------------------|----------------------|
| Hits..... | 4 (vs. Hofstra 3/2) | 4 (2x, last 3/2/24) |
| Runs..... | 3 (vs. Hofstra 3/2) | 3 (2x, last 3/2/24) |
| RBI's | 7 (vs. Hofstra 3/2) | Same |
| Walks..... | 2 (2x, last vs. Hofstra 3/2) | 2 (5x, last 3/2) |
| Putouts..... | 10 (vs. CSUB, 2/19) | 9 (3x, last 2/25/23) |
| Assists | | 2 (5x, last 4/7/23) |
| Hit Streak..... | 3 games (2/19 - 2/24) | 7 games |
| On Base Streak.... | 5 games (2/16 - 2/24) | 18 games |

26 | LUKE MANSY | SO. | INFIELDER/OUTFIELDER

| CATEGORY | '24 SEASON | CAREER |
|--------------------|----------------------------|--------|
| Hits..... | 3 (vs. S. Dakota St. 2/24) | Same |
| Runs..... | 3 (vs. S. Dakota St. 2/24) | Same |
| RBI's | 2 (vs. S. Dakota St. 2/23) | Same |
| Walks..... | 3 (vs. Hofstra 3/3) | Same |
| Putouts..... | 2 (vs. S. Dakota St. 2/23) | Same |
| Assists | 4 (vs. S. Dakota St. 2/23) | Same |
| Hit Streak..... | 3 games (2/19 - 2/24) | Same |
| On Base Streak.... | 5 games (2/19 - 3/2) | Same |

30 | REED SPENRATH | SR. | FIRST BASEMAN

| CATEGORY | '24 SEASON | CAREER |
|--------------------|---------------------------------|---------------------------|
| Hits..... | 3 (vs. Hofstra 3/1) | 4 (4x, last 4/8/23) |
| Runs..... | 3 (vs. S. Dakota St. 2/24) | 4 (vs. St. Bona., 3/3/23) |
| RBI's | 3 (vs. S. Dakota St. 2/23) | 6 (2x, last 4/6/23) |
| Walks..... | 4 (vs. Hofstra 3/2) | Same |
| Putouts..... | 10 (vs. Hofstra 3/2) | 15 (vs. NM St., 3/21/23) |
| Assists | 2 (2x, last vs. Minnesota 2/18) | 2 (3x, last 2/18/24) |
| Hit Streak..... | 8 games (2/22 - present) | 16 games |
| On Base Streak.... | 12 games (2/16 - present) | 16 games |

43 | GENE TRUJILLO | FR. | FIRST BASEMAN

| CATEGORY | '24 SEASON | CAREER |
|--------------------|----------------------------|--------|
| Hits..... | 1 (vs. S. Dakota St. 2/24) | Same |
| Runs..... | 1 (vs. S. Dakota St. 2/24) | Same |
| RBI's | 2 (vs. S. Dakota St. 2/24) | Same |
| Walks..... | | |
| Putouts..... | 1 (vs. Minnesota 2/18) | Same |
| Assists | | |
| Hit Streak..... | 1 (2/24 - present) | Same |
| On Base Streak.... | 1 (2/24 - present) | Same |

44 | VASCON SMITH | FR. | OUTFIELDER

| CATEGORY | '24 SEASON | CAREER |
|--------------------|------------|--------|
| Hits..... | | |
| Runs..... | | |
| RBI's | | |
| Walks..... | | |
| Putouts..... | | |
| Assists | | |
| Hit Streak..... | | |
| On Base Streak.... | | |

47 | ETHAN OTT | JR. | INFIELDER/DH

| CATEGORY | '24 SEASON | CAREER |
|--------------------|--------------------------|------------------------------------|
| Hits..... | 3 (vs. Hofstra 3/2) | 4 (4x, last 3/10/23)* |
| Runs..... | 3 (vs. Hofstra 3/2) | 5 (vs. VA Wise, 2/10/23)* |
| RBI's | 3 (vs. Hofstra 3/2) | 5 (vs. Clarion, 3/6/22)* |
| Walks..... | 3 (vs. CSUB 2/19) | 4 (vs. Erskine, 4/1/23)* |
| Putouts..... | 7 (vs. CSUB 2/19) | 14 (2x, last 5/20/23)* |
| Assists | | 4 (vs. Southern Wesleyan 2/19/22)* |
| Hit Streak..... | 5 games (2/23 - present) | 11 games (3/4 - 4/6/23)* |
| On Base Streak.... | 8 games (2/16 - present) | 21 games* |

48 | ANDREW NEIL | JR. | INFIELDER/PITCHER

| CATEGORY | '24 SEASON | CAREER |
|--------------------|-------------------------------------|--------|
| Hits..... | | |
| Runs..... | 1 (2x, last vs. S. Dakota St. 2/24) | Same |
| RBI's | | |
| Walks..... | | |
| Putouts..... | | |
| Assists | | |
| Hit Streak..... | | |
| On Base Streak.... | | |

2024 STREAKS / STARTERS SUMMARY

| Multiple Hit Games | 2 | 3 | 4 | 5+ | Total |
|--------------------|----|---|---|----|-------|
| 11 STEPHENS, Sean | 4 | 2 | - | - | 6 |
| 9 MCALISTER, Josh | 3 | 1 | - | - | 4 |
| 30 SPENRATH, Reed | 3 | 1 | - | - | 4 |
| 12 ASBY, Will | 1 | 1 | 1 | - | 3 |
| 8 KINKADE, Konner | 3 | - | - | - | 3 |
| 47 OTT, Ethan | 2 | 1 | - | - | 3 |
| 18 HOLLAND, Jake | 3 | - | - | - | 3 |
| 15 WALKER, Khalil | 2 | - | - | - | 2 |
| 24 SMITH, Kyle | 1 | - | 1 | - | 2 |
| 3 DIXON, Devon | 1 | - | - | - | 1 |
| 26 MANSY, Luke | - | 1 | - | - | 1 |
| 4 WOOD, Tye | 1 | - | - | - | 1 |
| TEAM | 24 | 7 | 2 | 0 | 33 |

| Multiple RBI Games | 2 | 3 | 4 | 5+ | Total |
|-----------------------|----|---|---|----|-------|
| 12 ASBY, Will | 2 | 1 | 1 | - | 4 |
| 47 OTT, Ethan | 2 | 1 | - | - | 3 |
| 11 STEPHENS, Sean | 3 | - | - | - | 3 |
| 8 KINKADE, Konner | 1 | 1 | - | - | 2 |
| 18 HOLLAND, Jake | 1 | - | - | 1 | 2 |
| 30 SPENRATH, Reed | - | 1 | - | - | 1 |
| 26 MANSY, Luke | 1 | - | - | - | 1 |
| 9 MCALISTER, Josh | - | - | 1 | - | 1 |
| 24 SMITH, Kyle | - | - | - | 1 | 1 |
| 15 WALKER, Khalil | 1 | - | - | - | 1 |
| 4 WOOD, Tye | - | - | 1 | - | 1 |
| 43 TRUJILLO, Gene | 1 | - | - | - | 1 |
| 2 WEISSENBOERN, Chase | - | 1 | - | - | 1 |
| TEAM | 12 | 5 | 3 | 2 | 22 |

| Hitting Streaks | Longest | Current |
|-----------------------|---------|---------|
| 30 SPENRATH, Reed | 8 | 8 |
| 47 OTT, Ethan | 7 | 7 |
| 3 DIXON, Devon | 6 | - |
| 4 WOOD, Tye | 6 | 2 |
| 8 KINKADE, Konner | 6 | - |
| 15 WALKER, Khalil | 5 | 5 |
| 11 STEPHENS, Sean | 5 | 5 |
| 9 MCALISTER, Josh | 4 | 2 |
| 12 ASBY, Will | 4 | - |
| 24 SMITH, Kyle | 3 | 1 |
| 26 MANSY, Luke | 3 | 1 |
| 18 HOLLAND, Jake | 2 | 2 |
| 2 WEISSENBOERN, Chase | 1 | 1 |
| 43 TRUJILLO, Gene | 1 | 1 |

| Reached Base Streaks | Longest | Current |
|-----------------------|---------|---------|
| 30 SPENRATH, Reed | 12 | 12 |
| 9 MCALISTER, Josh | 11 | 11 |
| 11 STEPHENS, Sean | 9 | 9 |
| 3 DIXON, Devon | 8 | - |
| 47 OTT, Ethan | 8 | 8 |
| 8 KINKADE, Konner | 7 | - |
| 4 WOOD, Tye | 6 | 2 |
| 12 ASBY, Will | 6 | - |
| 24 SMITH, Kyle | 5 | 1 |
| 26 MANSY, Luke | 5 | 1 |
| 15 WALKER, Khalil | 5 | 5 |
| 18 HOLLAND, Jake | 5 | 2 |
| 2 WEISSENBOERN, Chase | 1 | 1 |
| 43 TRUJILLO, Gene | 1 | 1 |

| Player | GS | Position | | | | | | | | | | | Batting Order | | | | | | | | |
|---------------------|----|----------|---|----|----|----|----|----|----|----|----|----|---------------|-----|-----|-----|-----|-----|-----|-----|-----|
| | | p | c | 1b | 2b | 3b | ss | lf | cf | rf | of | dh | 1st | 2nd | 3rd | 4th | 5th | 6th | 7th | 8th | 9th |
| 11 STEPHENS, Sean | 11 | . | . | . | . | . | . | . | 11 | . | . | . | 4 | . | . | . | . | . | . | . | 7 |
| 30 SPENRATH, Reed | 11 | . | . | 11 | . | . | . | . | . | . | . | . | . | . | . | 6 | 3 | 1 | 1 | . | . |
| 9 MCALISTER, Josh | 11 | . | . | . | . | 11 | . | . | . | . | . | . | . | . | . | . | 3 | 5 | 2 | . | 1 |
| 3 DIXON, Devon | 11 | . | . | . | 3 | . | 8 | . | . | . | . | . | . | . | . | . | . | . | 2 | 9 | . |
| 12 ASBY, Will | 10 | . | . | . | . | . | . | . | . | 9 | . | 1 | . | 3 | 5 | 1 | . | 1 | . | . | . |
| 18 HOLLAND, Jake | 8 | . | 7 | . | . | . | . | . | . | . | . | 1 | . | . | 4 | . | 2 | 2 | . | . | . |
| 47 OTT, Ethan | 8 | . | . | 1 | . | . | . | . | . | . | . | 7 | . | . | 2 | 5 | 1 | . | . | . | . |
| 4 WOOD, Tye | 8 | . | . | . | . | . | . | 5 | . | 3 | . | . | . | 1 | . | . | . | 2 | 5 | . | . |
| 8 KINKADE, Konner | 8 | . | . | . | 7 | . | . | 1 | . | . | . | . | 3 | 1 | . | . | . | . | 2 | 1 | 1 |
| 15 WALKER, Khalil | 7 | . | . | . | . | . | . | 6 | 1 | . | . | . | 5 | . | . | . | . | . | . | 2 | . |
| 26 MANSY, Luke | 6 | . | . | . | 2 | 1 | . | . | . | . | . | 3 | . | 5 | . | . | 1 | . | . | . | . |
| 24 SMITH, Kyle | 5 | . | 5 | . | . | . | . | . | . | . | . | . | . | 1 | 1 | . | 2 | 1 | . | . | . |
| 2 WEISSENBORN, Cha | 4 | . | . | . | . | . | 4 | . | . | . | . | . | . | 1 | . | . | . | . | . | . | 3 |
| 27 LOPEZ, David | 3 | 3 | . | . | . | . | . | . | . | . | . | . | . | . | . | . | . | . | . | . | . |
| 40 BANNISTER, Wil | 2 | 2 | . | . | . | . | . | . | . | . | . | . | . | . | . | . | . | . | . | . | . |
| 23 JACKSON, Jaren | 2 | 2 | . | . | . | . | . | . | . | . | . | . | . | . | . | . | . | . | . | . | . |
| 22 BAKER-LIVINGSTON | 2 | 2 | . | . | . | . | . | . | . | . | . | . | . | . | . | . | . | . | . | . | . |
| 31 PENGELLY, Dayne | 1 | 1 | . | . | . | . | . | . | . | . | . | . | . | . | . | . | . | . | . | . | . |
| 33 PURSER, Daxton | 1 | 1 | . | . | . | . | . | . | . | . | . | . | . | . | . | . | . | . | . | . | . |
| 13 RUSSELL, Brett | 1 | 1 | . | . | . | . | . | . | . | . | . | . | . | . | . | . | . | . | . | . | . |

2023 NEW MEXICO OVERALL STATS

Record: 26-25 Home: 17-11 Away: 6-13 Neutral: 3-1 MW: 13-17

| Date | Opponent | Score | Player | avg | slug | ob% | g | ab | r | h | 2b | 3b | hr | rbi | bb | so | sb | cs | e |
|-------|---------------------|---------|-------------------|------|------|------|----|------|-----|-----|-----|----|----|-----|-----|-----|----|----|----|
| #2/17 | vs #23 Oregon State | w 7-2 | DITZENBERGER, D | .437 | .563 | .490 | 37 | 135 | 42 | 59 | 9 | 1 | 2 | 27 | 15 | 19 | 6 | 0 | 2 |
| #2/18 | vs UC Santa Barbara | w 3-1 | ASHBY, Lenny Juni | .381 | .595 | .455 | 51 | 210 | 46 | 80 | 18 | 0 | 9 | 51 | 26 | 25 | 0 | 1 | 4 |
| #2/19 | vs #23 Oregon State | L 6-14 | RUNION, Braydon | .357 | .629 | .398 | 51 | 213 | 48 | 76 | 23 | 4 | 9 | 56 | 11 | 51 | 1 | 2 | 1 |
| #2/20 | vs Minnesota | w 4-3 | HOLLAND, Jake | .333 | .633 | .371 | 41 | 150 | 29 | 50 | 7 | 1 | 12 | 39 | 8 | 32 | 0 | 0 | 2 |
| 2/24 | NORTHERN COLORADO | w 30-1 | SPENRATH, Reed | .321 | .721 | .421 | 50 | 190 | 54 | 61 | 11 | 4 | 19 | 65 | 34 | 70 | 3 | 0 | 2 |
| 2/25 | NORTHERN COLORADO | w 11-3 | DAVID, Jeffrey | .306 | .472 | .349 | 42 | 193 | 38 | 59 | 13 | 5 | 3 | 41 | 11 | 27 | 3 | 2 | 6 |
| 2/25 | NORTHERN COLORADO | w 18-2 | PIGFORD, Deylan | .297 | .503 | .389 | 45 | 145 | 39 | 43 | 9 | 3 | 5 | 13 | 17 | 35 | 8 | 2 | 4 |
| 3/3 | ST. BONAVENTURE | w 14-4 | WEISSENBORN, C | .291 | .385 | .360 | 51 | 179 | 36 | 52 | 10 | 2 | 1 | 27 | 19 | 37 | 3 | 0 | 8 |
| 3/4 | ST. BONAVENTURE | L 8-17 | DIXON, Devon | .274 | .445 | .346 | 49 | 164 | 38 | 45 | 10 | 0 | 6 | 27 | 16 | 29 | 2 | 1 | 6 |
| 3/4 | ST. BONAVENTURE | w 20-3 | ----- | | | | | | | | | | | | | | | | |
| 3/5 | ST. BONAVENTURE | w 16-6 | HERD, Caleb | .429 | .571 | .556 | 9 | 7 | 3 | 3 | 1 | 0 | 0 | 1 | 2 | 1 | 0 | 0 | 0 |
| 3/7 | at Texas Tech | L 3-6 | OLSON, Justin | .367 | .822 | .504 | 37 | 90 | 24 | 33 | 2 | 0 | 13 | 31 | 25 | 27 | 0 | 0 | 2 |
| *3/10 | AIR FORCE | L 7-9 | STEPHENS, Sean | .349 | .508 | .388 | 37 | 63 | 11 | 22 | 5 | 1 | 1 | 8 | 3 | 11 | 4 | 2 | 1 |
| *3/11 | AIR FORCE | w 15-0 | SMITH, Kyle | .271 | .614 | .469 | 28 | 70 | 17 | 19 | 3 | 3 | 5 | 13 | 16 | 17 | 2 | 0 | 0 |
| *3/12 | AIR FORCE | w 11-4 | KINKADE, Konner | .268 | .446 | .425 | 35 | 56 | 13 | 15 | 4 | 0 | 2 | 12 | 15 | 8 | 0 | 0 | 4 |
| 3/14 | at Grand Canyon | L 8-11 | CARRIS, Akili | .143 | .143 | .250 | 8 | 7 | 2 | 1 | 0 | 0 | 0 | 0 | 0 | 2 | 0 | 0 | 1 |
| *3/17 | at Fresno State | L 3-5 | FELIX, Dominic | .000 | .000 | .125 | 6 | 7 | 1 | 0 | 0 | 0 | 0 | 1 | 1 | 0 | 0 | 0 | 1 |
| *3/18 | at Fresno State | L 8-9 | DEWYER, Trent | .000 | .000 | .000 | 2 | 0 | 0 | 0 | 0 | 0 | 0 | 0 | 0 | 0 | 0 | 0 | 0 |
| *3/19 | at Fresno State | w 7-2 | STANFIELD, Alec | .000 | .000 | .000 | 1 | 0 | 0 | 0 | 0 | 0 | 0 | 0 | 0 | 0 | 0 | 0 | 0 |
| 3/21 | NEW MEXICO STATE | L 0-2 | STEINKAMP, Arthu | .000 | .000 | .000 | 15 | 0 | 0 | 0 | 0 | 0 | 0 | 0 | 0 | 0 | 0 | 0 | 0 |
| *3/24 | at Nevada | w 9-5 | STILL, Justin | .000 | .000 | .000 | 17 | 0 | 0 | 0 | 0 | 0 | 0 | 0 | 0 | 0 | 0 | 0 | 0 |
| *3/25 | at Nevada | w 12-1 | JACKSON, Jaren | .000 | .000 | .000 | 12 | 0 | 0 | 0 | 0 | 0 | 0 | 0 | 0 | 0 | 0 | 0 | 0 |
| 3/28 | #22 TEXAS TECH | w 11-10 | ITURRALDE, Adolfo | .000 | .000 | .000 | 8 | 0 | 0 | 0 | 0 | 0 | 0 | 0 | 0 | 0 | 0 | 0 | 0 |
| *3/31 | SAN DIEGO STATE | L 3-5 | FLORES, Junior | .000 | .000 | .000 | 1 | 0 | 0 | 0 | 0 | 0 | 0 | 0 | 0 | 0 | 0 | 0 | 0 |
| *4/1 | SAN DIEGO STATE | L 1-3 | MARTINEZ, Jordan | .000 | .000 | .000 | 5 | 0 | 0 | 0 | 0 | 0 | 0 | 0 | 0 | 0 | 0 | 0 | 0 |
| *4/2 | SAN DIEGO STATE | L 7-19 | RUSSELL, Brett | .000 | .000 | .000 | 5 | 0 | 0 | 0 | 0 | 0 | 0 | 0 | 0 | 0 | 0 | 0 | 0 |
| *4/6 | SAN JOSE STATE | w 16-8 | BAKER-LIVINGSTO | .000 | .000 | .000 | 10 | 0 | 0 | 0 | 0 | 0 | 0 | 0 | 0 | 0 | 0 | 0 | 0 |
| *4/7 | SAN JOSE STATE | L 3-8 | GALLEGOS, Isaac | .000 | .000 | .000 | 12 | 0 | 0 | 0 | 0 | 0 | 0 | 0 | 0 | 0 | 0 | 0 | 0 |
| *4/8 | SAN JOSE STATE | L 3-14 | HUDSON, Terrell | .000 | .000 | .000 | 10 | 0 | 0 | 0 | 0 | 0 | 0 | 0 | 0 | 0 | 0 | 0 | 0 |
| 4/11 | CSU PUEBLO | w 8-7 | LIVELY, Tristin | .000 | .000 | .000 | 13 | 0 | 0 | 0 | 0 | 0 | 0 | 0 | 0 | 0 | 0 | 0 | 1 |
| 4/12 | CSU PUEBLO | L 6-8 | MCBROOM, Brian | .000 | .000 | .000 | 25 | 0 | 0 | 0 | 0 | 0 | 0 | 0 | 0 | 0 | 0 | 0 | 1 |
| 4/18 | at New Mexico State | w 13-0 | EGLOFF, Riley | .000 | .000 | .000 | 13 | 0 | 0 | 0 | 0 | 0 | 0 | 0 | 0 | 0 | 0 | 0 | 2 |
| *4/21 | at Air Force | L 6-9 | BANNISTER, Wil | .000 | .000 | .000 | 16 | 0 | 0 | 0 | 0 | 0 | 0 | 0 | 0 | 0 | 0 | 0 | 1 |
| *4/23 | at Air Force | w 12-1 | Totals | .329 | .560 | .407 | 51 | 1879 | 441 | 618 | 125 | 24 | 87 | 412 | 219 | 391 | 32 | 10 | 49 |
| *4/23 | at Air Force | L 8-13 | Opponents | .304 | .464 | .370 | 51 | 1770 | 324 | 538 | 112 | 23 | 42 | 300 | 155 | 341 | 32 | 16 | 61 |
| 4/25 | at Arizona | L 8-11 | | | | | | | | | | | | | | | | | |

LOB - Team (414), Opp (376). DPs turned - Team (48), Opp (33). CI - Team (0), Opp (1). IBB - Team (6), SPENRATH, R. 3, OLSON, J. 2, PIGFORD, D. 1, Opp (8). Picked off - PIGFORD, D. 1, DIXON, D. 1, STEPHENS, S. 1, DAVID, J. 1.

| Player | era | w-l | app | gs | cg | sh | sv | ip | h | r | er | bb | so | avg | hr |
|-------------------|-------|-------|-----|----|----|----|----|-------|-----|-----|-----|-----|-----|-------|----|
| GALLEGOS, Isaac | 4.35 | 4-2 | 12 | 12 | 0 | 0 | 0 | 70.1 | 69 | 46 | 34 | 32 | 60 | .253 | 4 |
| LIVELY, Tristin | 4.42 | 6-4 | 13 | 13 | 1 | 0 | 0 | 77.1 | 83 | 42 | 38 | 23 | 62 | .277 | 5 |
| EGLOFF, Riley | 6.05 | 7-3 | 13 | 13 | 0 | 0 | 0 | 74.1 | 95 | 55 | 50 | 21 | 67 | .310 | 12 |
| ----- | | | | | | | | | | | | | | | |
| DEWYER, Trent | 0.00 | 0-0 | 2 | 0 | 0 | 0 | 0 | 2.2 | 3 | 0 | 0 | 0 | 1 | .300 | 0 |
| STEINKAMP, Arthur | 2.81 | 0-1 | 15 | 0 | 0 | 0 | 0 | 25.2 | 27 | 12 | 8 | 4 | 12 | .273 | 1 |
| ITURRALDE, Adolfo | 4.00 | 0-0 | 8 | 0 | 0 | 0 | 0 | 9.0 | 9 | 5 | 4 | 2 | 9 | .281 | 1 |
| MCBROOM, Brian | 5.53 | 4-2 | 25 | 0 | 0 | 0 | 3 | 40.2 | 47 | 28 | 25 | 11 | 39 | .290 | 3 |
| STILL, Justin | 5.91 | 0-1 | 17 | 0 | 0 | 0 | 0 | 21.1 | 22 | 14 | 14 | 16 | 20 | .268 | 1 |
| JACKSON, Jaren | 7.46 | 3-2 | 12 | 8 | 0 | 0 | 1 | 44.2 | 61 | 38 | 37 | 12 | 32 | .318 | 2 |
| HUDSON, Terrell | 8.10 | 1-2 | 10 | 0 | 0 | 0 | 0 | 13.1 | 18 | 12 | 12 | 4 | 10 | .327 | 4 |
| BAKER-LIVINGSTON | 8.62 | 0-4 | 10 | 4 | 0 | 0 | 0 | 24.0 | 40 | 24 | 23 | 10 | 10 | .374 | 1 |
| BANNISTER, Wil | 9.47 | 1-3 | 16 | 1 | 0 | 0 | 1 | 19.0 | 31 | 21 | 20 | 8 | 11 | .369 | 3 |
| MARTINEZ, Jordan | 12.86 | 0-0 | 5 | 0 | 0 | 0 | 0 | 7.0 | 10 | 10 | 10 | 5 | 1 | .357 | 1 |
| RUSSELL, Brett | 17.47 | 0-1 | 5 | 0 | 0 | 0 | 0 | 5.2 | 16 | 12 | 11 | 4 | 7 | .500 | 3 |
| STANFIELD, Alec | 54.00 | 0-0 | 1 | 0 | 0 | 0 | 0 | 0.1 | 3 | 2 | 2 | 2 | 0 | 1.000 | 0 |
| FLORES, Junior | 81.00 | 0-0 | 1 | 0 | 0 | 0 | 0 | 0.1 | 4 | 3 | 3 | 1 | 0 | .800 | 1 |
| Totals | 5.95 | 26-25 | 51 | 51 | 1 | 2 | 5 | 435.2 | 538 | 324 | 288 | 155 | 341 | .304 | 42 |
| Opponents | 8.02 | 25-26 | 51 | 51 | 1 | 2 | 15 | 433.1 | 618 | 441 | 386 | 219 | 391 | .329 | 87 |

PB - Team (2), SMITH, K. 2, Opp (2). Pickoffs - Team (2), EGLOFF, R. 2, Opp (3). SBA/ATT - HOLLAND, J. (25-31), SMITH, K. (7-17), GALLEGOS, I. (7-10), LIVELY, T. (5-9), JACKSON, J. (8-8), EGLOFF, R. (6-8), MCBROOM, B. (1-4), ITURRALDE, A (1-3), BAKER-LIVING (2-3), STILL, J. (1-2), STEINKAMP, A (1-1).

2023 NCAA RANKING SUMMARY

| Statistic | National Rank | Conference Rank | Value | National Leader | Value | Conference Leader | Value |
|---|---------------|-----------------|-------|---------------------------------|-------|-----------------------------|--------|
| Base on Balls (295 ranked) | 214 | 3 | 219 | Wake Forest | 424 | Air Force | 258 |
| Batting Average (295 ranked) | 3 | 1 | 0.329 | Alabama St. | 0.332 | New Mexico | 0.329 |
| Double Plays (294 ranked) | 33 | 2 | 48 | Southern Ill. UNC Greensboro | 61 | San Jose St. | 49 |
| Double Plays Per Game (295 ranked) | 9 | 1 | 0.94 | Southern Ill. | 1.07 | New Mexico | 0.94 |
| Doubles (295 ranked) | 43 | 3 | 125 | Virginia | 172 | Air Force | 140 |
| Doubles Per Game (295 ranked) | 5 | 1 | 2.45 | Virginia | 2.65 | New Mexico | 2.45 |
| Earned Run Average (295 ranked) | 148 | 4 | 5.95 | Wake Forest | 2.83 | San Diego St. | 4.87 |
| Fielding Percentage (295 ranked) | 78 | 2 | 0.974 | Oral Roberts | 0.984 | Air Force | 0.975 |
| Hit Batters (295 ranked) | 282 | 7 | 43 | Iona | 121 | Nevada | 71 |
| Hit by Pitch (295 ranked) | 286 | 7 | 37 | Campbell | 146 | Air Force | 72 |
| Hits (295 ranked) | 32 | 2 | 618 | Virginia | 766 | Air Force | 631 |
| Hits Allowed Per Nine Innings (295 ranked) | 253 | 5 | 11.11 | Wake Forest | 6.59 | San Diego St. | 8.48 |
| Home Runs (295 ranked) | 53 | 1 | 87 | Florida | 146 | New Mexico | 87 |
| Home Runs Per Game (295 ranked) | 31 | 1 | 1.71 | FGCU | 2.37 | New Mexico | 1.71 |
| On Base Percentage (295 ranked) | 31 | 1 | 0.407 | Campbell | 0.439 | New Mexico | 0.407 |
| Runs (295 ranked) | 57 | 1 | 441 | LSU | 634 | New Mexico | 441 |
| Sacrifice Bunts (293 ranked) | 291 | 7 | 4 | Wofford | 86 | Fresno St. | 25 |
| Sacrifice Flies (295 ranked) | 260 | 7 | 15 | UC Irvine | 52 | UNLV | 34 |
| Scoring (295 ranked) | 10 | 1 | 8.6 | FGCU | 9.6 | New Mexico | 8.6 |
| Shutouts (165 ranked) | 100 | 3 | 2 | LSU | 12 | Fresno St. San Diego St. | 4 4 |
| Slugging Percentage (295 ranked) | 4 | 1 | 0.560 | FGCU | 0.592 | New Mexico | 0.560 |
| Stolen Bases (295 ranked) | 262 | 3 | 32 | VMI | 192 | San Diego St. | 72 |
| Stolen Bases Per Game (295 ranked) | 250 | 3 | 0.63 | VMI | 3.49 | San Diego St. | 1.36 |
| Strikeout-to-Walk Ratio (295 ranked) | 59 | 3 | 2.20 | Wake Forest | 4.26 | Fresno St. | 2.45 |
| Strikeouts Per Nine Innings (295 ranked) | 263 | 6 | 7.0 | Wake Forest | 12.1 | San Diego St. | 9.7 |
| Triple Plays (2 ranked) | | | | Lafayette | 2 | | |
| Triples (295 ranked) | 5 | 1 | 24 | Michigan St. | 30 | New Mexico | 24 |
| Triples Per Game (295 ranked) | 5 | 1 | 0.47 | Michigan St. | 0.55 | New Mexico | 0.47 |
| WHIP (295 ranked) | 130 | 3 | 1.59 | Wake Forest | 1.05 | San Diego St. | 1.41 |
| WL Pct (295 ranked) | 149 | 3 | 0.510 | Wake Forest | 0.818 | San Jose St. | 0.534 |
| Walks Allowed Per Nine Innings (295 ranked) | 10 | 1 | 3.20 | Wofford | 2.38 | New Mexico | 3.20 |

2023 MOUNTAIN WEST BY RPI

| Team | Conference | Adj. RPI | Adj. RPI Value | Prev Adj. RPI | RPI | Orig RPI Value | WL | Adj. Non-Conf RPI | Non-Conf Record | Conf. Record | Road WL | Q1 | Q2 | Q3 | Q4 | vs TOP 100 | vs below 150 | NC SOS | SOS |
|---------------|---------------|----------|----------------|---------------|-----|----------------|-------|-------------------|-----------------|--------------|---------|-----|-----|------|-------|------------|--------------|--------|-----|
| San Jose St. | Mountain West | 105 | 0.51683 | 105 | 105 | 0.51683 | 31-27 | 123 | 10-15 | 21-12 | 14-16 | 1-3 | 0-3 | 1-3 | 29-18 | 2-9 | 21-8 | 28 | 116 |
| Air Force | Mountain West | 140 | 0.49908 | 140 | 140 | 0.49908 | 28-31 | 162 | 9-16 | 19-15 | 9-20 | 0-1 | 0-3 | 4-6 | 24-21 | 4-10 | 13-12 | 101 | 139 |
| San Diego St. | Mountain West | 148 | 0.49538 | 149 | 148 | 0.49538 | 24-29 | 200 | 6-16 | 18-13 | 8-16 | 1-3 | 0-1 | 2-11 | 21-14 | 3-15 | 15-7 | 23 | 88 |
| Fresno St. | Mountain West | 177 | 0.48199 | 178 | 177 | 0.48199 | 30-27 | 192 | 13-12 | 17-15 | 7-13 | 0-0 | 0-1 | 3-4 | 27-22 | 3-5 | 22-11 | 184 | 205 |
| UNLV | Mountain West | 209 | 0.47164 | 211 | 209 | 0.47164 | 21-30 | 129 | 9-12 | 12-18 | 7-18 | 0-2 | 1-2 | 1-4 | 19-22 | 2-8 | 10-11 | 92 | 175 |
| Nevada | Mountain West | 220 | 0.46668 | 221 | 220 | 0.46668 | 20-33 | 140 | 10-13 | 10-20 | 9-18 | 0-0 | 1-1 | 2-5 | 17-27 | 3-6 | 9-16 | 68 | 138 |
| New Mexico | Mountain West | 243 | 0.45326 | 244 | 241 | 0.45506 | 25-24 | 225 | 12-7 | 13-17 | 6-13 | 0-0 | 2-2 | 1-2 | 22-20 | 3-4 | 18-9 | 299 | 290 |

2023 NEW MEXICO HITTING ANALYSIS

| Player | vs left | | | vs right | | | w/runners | | | w/bases empty | | | w/bases loaded | | | as leadoff | | | fly | gnd | fly/ |
|------------------------|---------|-----|------|----------|------|------|-----------|-----|------|---------------|-----|------|----------------|----|-------|------------|-----|-------|-----|-----|------|
| | h | ab | avg | h | ab | avg | h | ab | avg | h | ab | avg | h | ab | avg | rch | ops | pct | out | out | gnd |
| 34 ASHBY, Lenny Junior | 21 | 63 | .333 | 59 | 147 | .401 | 42 | 111 | .378 | 38 | 99 | .384 | 5 | 6 | .833 | 17 | 39 | .436 | 58 | 44 | 1.3 |
| 14 CARRIS, Akili | 1 | 2 | .500 | 0 | 5 | .000 | 0 | 4 | .000 | 1 | 3 | .333 | 0 | 0 | --- | 0 | 1 | .000 | 2 | 2 | 1.0 |
| 7 DAVID, Jeffrey | 15 | 52 | .288 | 44 | 141 | .312 | 36 | 108 | .333 | 23 | 85 | .271 | 2 | 4 | .500 | 10 | 35 | .286 | 51 | 50 | 1.0 |
| 33 DITZENBERGER, Dyl | 18 | 39 | .462 | 41 | 96 | .427 | 30 | 55 | .545 | 29 | 80 | .363 | 1 | 1 | 1.000 | 22 | 58 | .379 | 26 | 30 | 0.9 |
| 3 DIXON, Devon | 15 | 44 | .341 | 30 | 120 | .250 | 25 | 88 | .284 | 20 | 76 | .263 | 3 | 8 | .375 | 9 | 33 | .273 | 49 | 37 | 1.3 |
| 44 FELIX, Dominic | 0 | 2 | .000 | 0 | 5 | .000 | 0 | 5 | .000 | 0 | 2 | .000 | 0 | 1 | .000 | 0 | 2 | .000 | 3 | 4 | 0.8 |
| 29 HERD, Caleb | 0 | 1 | .000 | 3 | 6 | .500 | 3 | 5 | .600 | 0 | 2 | .000 | 0 | 0 | --- | 1 | 1 | 1.000 | 1 | 2 | 0.5 |
| 18 HOLLAND, Jake | 12 | 39 | .308 | 38 | 111 | .342 | 30 | 77 | .390 | 20 | 73 | .274 | 4 | 11 | .364 | 14 | 33 | .424 | 33 | 30 | 1.1 |
| 8 KINKADE, Konner | 4 | 16 | .250 | 11 | 40 | .275 | 9 | 29 | .310 | 6 | 27 | .222 | 1 | 1 | 1.000 | 5 | 10 | .500 | 21 | 12 | 1.8 |
| 25 OLSON, Justin | 8 | 17 | .471 | 25 | 73 | .342 | 19 | 43 | .442 | 14 | 47 | .298 | 1 | 4 | .250 | 10 | 20 | .500 | 17 | 13 | 1.3 |
| 4 PIGFORD, Deylan | 10 | 42 | .238 | 33 | 103 | .320 | 15 | 70 | .214 | 28 | 75 | .373 | 0 | 4 | .000 | 15 | 37 | .405 | 44 | 23 | 1.9 |
| 15 RUNION, Braydon | 20 | 63 | .317 | 56 | 150 | .373 | 51 | 133 | .383 | 25 | 80 | .313 | 3 | 6 | .500 | 15 | 36 | .417 | 46 | 39 | 1.2 |
| 24 SMITH, Kyle | 8 | 29 | .276 | 11 | 41 | .268 | 11 | 30 | .367 | 8 | 40 | .200 | 1 | 5 | .200 | 10 | 22 | .455 | 21 | 13 | 1.6 |
| 30 SPENRATH, Reed | 16 | 57 | .281 | 45 | 133 | .338 | 36 | 104 | .346 | 25 | 86 | .291 | 2 | 4 | .500 | 22 | 49 | .449 | 45 | 16 | 2.8 |
| 11 STEPHENS, Sean | 7 | 25 | .280 | 15 | 38 | .395 | 7 | 29 | .241 | 15 | 34 | .441 | 1 | 2 | .500 | 4 | 14 | .286 | 16 | 14 | 1.1 |
| 12 WEISSENBORN, Cha | 10 | 46 | .217 | 42 | 133 | .316 | 23 | 81 | .284 | 29 | 98 | .296 | 3 | 6 | .500 | 16 | 49 | .327 | 58 | 34 | 1.7 |
| Totals | 165 | 537 | .307 | 453 | 1342 | .338 | 337 | 972 | .347 | 281 | 907 | .310 | 27 | 63 | .429 | 170 | 439 | .387 | 491 | 363 | 1.4 |
| Opponents | 114 | 378 | .302 | 424 | 1392 | .305 | 270 | 875 | .309 | 268 | 895 | .299 | 23 | 58 | .397 | 168 | 446 | .377 | 412 | 481 | 0.9 |

| Player | pinch hitting | | | w/runners in scoring pos | | | w/runner on 3rd and LT 2 out | | | with 2 outs | | | success adv runners | | | 2- rch | rnrs | rnrs | rch | rch | kl |
|------------------------|---------------|----|-------|--------------------------|-----|------|------------------------------|-----|-------|-------------|-----|------|---------------------|------|------|--------|-------|------|-----|-----|-----|
| | h | ab | avg | h | ab | avg | rbi | ops | pct | h | ab | avg | adv | ops | pct | rbi | w/out | lob | err | fc | kl |
| 34 ASHBY, Lenny Junior | 0 | 0 | --- | 29 | 76 | .382 | 16 | 21 | .762 | 25 | 64 | .391 | 75 | 125 | .600 | 16 | 19 | 28 | 4 | 5 | 10 |
| 14 CARRIS, Akili | 0 | 4 | .000 | 0 | 2 | .000 | 0 | 0 | --- | 0 | 1 | .000 | 0 | 4 | .000 | 0 | 0 | 1 | 0 | 0 | 0 |
| 7 DAVID, Jeffrey | 0 | 0 | --- | 22 | 55 | .400 | 10 | 15 | .667 | 16 | 49 | .327 | 57 | 116 | .491 | 21 | 14 | 29 | 6 | 12 | 9 |
| 33 DITZENBERGER, Dyl | 0 | 0 | --- | 25 | 39 | .641 | 9 | 10 | .900 | 19 | 36 | .528 | 40 | 63 | .635 | 10 | 4 | 13 | 4 | 6 | 6 |
| 3 DIXON, Devon | 1 | 1 | 1.000 | 15 | 53 | .283 | 7 | 11 | .636 | 16 | 53 | .302 | 36 | 95 | .379 | 6 | 2 | 45 | 4 | 9 | 4 |
| 44 FELIX, Dominic | 0 | 4 | .000 | 0 | 3 | .000 | 1 | 2 | .500 | 0 | 0 | --- | 2 | 5 | .400 | 0 | 1 | 2 | 0 | 1 | 0 |
| 29 HERD, Caleb | 2 | 3 | .667 | 2 | 4 | .500 | 1 | 1 | 1.000 | 1 | 3 | .333 | 5 | 6 | .833 | 0 | 2 | 2 | 0 | 0 | 0 |
| 18 HOLLAND, Jake | 0 | 5 | .000 | 17 | 48 | .354 | 7 | 12 | .583 | 12 | 45 | .267 | 34 | 79 | .430 | 9 | 1 | 41 | 5 | 4 | 8 |
| 8 KINKADE, Konner | 3 | 11 | .273 | 7 | 19 | .368 | 3 | 3 | 1.000 | 3 | 16 | .188 | 18 | 35 | .514 | 4 | 3 | 12 | 1 | 4 | 1 |
| 25 OLSON, Justin | 3 | 9 | .333 | 14 | 28 | .500 | 4 | 9 | .444 | 7 | 27 | .259 | 28 | 52 | .538 | 7 | 0 | 21 | 0 | 0 | 5 |
| 4 PIGFORD, Deylan | 0 | 3 | .000 | 6 | 43 | .140 | 3 | 14 | .214 | 11 | 47 | .234 | 26 | 77 | .338 | 4 | 4 | 40 | 1 | 2 | 7 |
| 15 RUNION, Braydon | 0 | 0 | --- | 31 | 84 | .369 | 14 | 24 | .583 | 29 | 82 | .354 | 63 | 139 | .453 | 18 | 6 | 45 | 3 | 7 | 12 |
| 24 SMITH, Kyle | 2 | 2 | 1.000 | 6 | 21 | .286 | 3 | 7 | .429 | 5 | 22 | .227 | 18 | 35 | .514 | 2 | 1 | 20 | 0 | 1 | 6 |
| 30 SPENRATH, Reed | 0 | 0 | --- | 26 | 70 | .371 | 9 | 14 | .643 | 17 | 68 | .250 | 55 | 120 | .458 | 21 | 5 | 54 | 1 | 1 | 16 |
| 11 STEPHENS, Sean | 1 | 8 | .125 | 4 | 21 | .190 | 1 | 3 | .333 | 9 | 21 | .429 | 13 | 32 | .406 | 5 | 4 | 14 | 0 | 2 | 5 |
| 12 WEISSENBORN, Cha | 0 | 0 | --- | 16 | 51 | .314 | 6 | 15 | .400 | 19 | 56 | .339 | 39 | 94 | .415 | 14 | 8 | 36 | 1 | 3 | 13 |
| Totals | 12 | 50 | .240 | 220 | 617 | .357 | 94 | 161 | .584 | 189 | 590 | .320 | 509 | 1077 | .473 | 137 | 74 | 414 | 30 | 57 | 102 |
| Opponents | 12 | 45 | .267 | 172 | 543 | .317 | 89 | 151 | .589 | 146 | 554 | .264 | 472 | 979 | .482 | 93 | 135 | 376 | 28 | 50 | 89 |

2023 NEW MEXICO PITCHING ANALYSIS

| Player | vs left | | | vs right | | | w/runners | | | w/bases empty | | | vs leadoff | | | with 2 outs | | | fly | gnd | fly/ |
|----------------------|---------|-----|-------|----------|------|-------|-----------|-----|-------|---------------|-----|------|------------|-----|------|-------------|-----|-------|-----|-----|------|
| | h | ab | avg | h | ab | avg | h | ab | avg | h | ab | avg | rch | ops | pct | h | ab | avg | out | out | gnd |
| 22 BAKER-LIVINGSTON, | 16 | 49 | .327 | 24 | 58 | .414 | 24 | 59 | .407 | 16 | 48 | .333 | 14 | 29 | .483 | 12 | 35 | .343 | 23 | 35 | 0.7 |
| 40 BANNISTER, Wil | 20 | 41 | .488 | 11 | 43 | .256 | 17 | 44 | .386 | 14 | 40 | .350 | 9 | 19 | .474 | 5 | 22 | .227 | 27 | 17 | 1.6 |
| 9 DEWYER, Trent | 2 | 4 | .500 | 1 | 6 | .167 | 1 | 7 | .143 | 2 | 3 | .667 | 1 | 2 | .500 | 1 | 3 | .333 | 4 | 2 | 2.0 |
| 10 EGLOFF, Riley | 31 | 104 | .298 | 64 | 202 | .317 | 43 | 128 | .336 | 52 | 178 | .292 | 25 | 83 | .301 | 25 | 92 | .272 | 66 | 78 | 0.8 |
| 16 FLORES, Junior | 2 | 2 | 1.000 | 2 | 3 | .667 | 3 | 3 | 1.000 | 1 | 2 | .500 | 0 | 0 | --- | 2 | 2 | 1.000 | 1 | 0 | 99.0 |
| 27 GALLEGOS, Isaac | 35 | 123 | .285 | 34 | 150 | .227 | 31 | 130 | .238 | 38 | 143 | .266 | 25 | 73 | .342 | 21 | 86 | .244 | 64 | 76 | 0.8 |
| 36 HUDSON, Terrell | 6 | 26 | .231 | 12 | 29 | .414 | 8 | 26 | .308 | 10 | 29 | .345 | 3 | 11 | .273 | 3 | 14 | .214 | 9 | 18 | 0.5 |
| 49 ITURRALDE, Adolfo | 3 | 15 | .200 | 6 | 17 | .353 | 5 | 21 | .238 | 4 | 11 | .364 | 2 | 6 | .333 | 2 | 10 | .200 | 2 | 12 | 0.2 |
| 23 JACKSON, Jaren | 21 | 54 | .389 | 40 | 138 | .290 | 32 | 93 | .344 | 29 | 99 | .293 | 16 | 47 | .340 | 23 | 68 | .338 | 55 | 44 | 1.2 |
| 2 LIVELY, Tristin | 38 | 134 | .284 | 45 | 166 | .271 | 35 | 143 | .245 | 48 | 157 | .306 | 34 | 83 | .410 | 21 | 92 | .228 | 74 | 83 | 0.9 |
| 1 MARTINEZ, Jordan | 1 | 8 | .125 | 9 | 20 | .450 | 5 | 13 | .385 | 5 | 15 | .333 | 5 | 8 | .625 | 3 | 8 | .375 | 8 | 10 | 0.8 |
| 6 MCBROOM, Brian | 15 | 60 | .250 | 32 | 102 | .314 | 27 | 83 | .325 | 20 | 79 | .253 | 11 | 36 | .306 | 13 | 55 | .236 | 43 | 33 | 1.3 |
| 13 RUSSELL, Brett | 6 | 9 | .667 | 10 | 23 | .435 | 10 | 22 | .455 | 6 | 10 | .600 | 4 | 6 | .667 | 3 | 6 | .500 | 5 | 3 | 1.7 |
| 42 STANFIELD, Alec | 0 | 0 | --- | 3 | 3 | 1.000 | 3 | 3 | 1.000 | 0 | 0 | --- | 0 | 0 | --- | 0 | 0 | --- | 1 | 0 | 99.0 |
| 35 STEINKAMP, Arthur | 8 | 28 | .286 | 19 | 71 | .268 | 14 | 51 | .275 | 13 | 48 | .271 | 10 | 24 | .417 | 6 | 31 | .194 | 15 | 43 | 0.3 |
| 19 STILL, Justin | 6 | 27 | .222 | 16 | 55 | .291 | 12 | 49 | .245 | 10 | 33 | .303 | 9 | 19 | .474 | 6 | 30 | .200 | 15 | 27 | 0.6 |
| Totals | 210 | 684 | .307 | 328 | 1086 | .302 | 270 | 875 | .309 | 268 | 895 | .299 | 168 | 446 | .377 | 146 | 554 | .264 | 412 | 481 | 0.9 |
| Opponents | 276 | 770 | .358 | 342 | 1109 | .308 | 337 | 972 | .347 | 281 | 907 | .310 | 170 | 439 | .387 | 189 | 590 | .320 | 491 | 363 | 1.4 |

| Player | ap | qs | ip/app | *h/g | *r/g | *er/g | *bb/g | *so/g | k/bb | *2b/g | *3b/g | *hr/g | *fo/g | *go/g | *bf/g | sba | att | pct |
|---------------------|----|----|--------|-------|-------|-------|-------|-------|------|-------|-------|-------|-------|-------|-------|-----|-----|-------|
| 22 BAKER-LIVINGST | 10 | 4 | 2.40 | 15.00 | 9.00 | 8.62 | 3.75 | 3.75 | 1.0 | 4.50 | 0.00 | 0.38 | 8.62 | 13.12 | 45.75 | 2 | 3 | .667 |
| 40 BANNISTER, Wil | 16 | 1 | 1.19 | 14.68 | 9.95 | 9.47 | 3.79 | 5.21 | 1.4 | 1.42 | 0.00 | 1.42 | 12.79 | 8.05 | 46.42 | 0 | 0 | --- |
| 9 DEWYER, Trent | 2 | 0 | 1.33 | 10.12 | 0.00 | 0.00 | 0.00 | 3.38 | 99.0 | 3.38 | 0.00 | 0.00 | 13.50 | 6.75 | 33.75 | 0 | 0 | --- |
| 10 EGLOFF, Riley | 13 | 13 | 5.72 | 11.50 | 6.66 | 6.05 | 2.54 | 8.11 | 3.2 | 2.06 | 0.61 | 1.45 | 7.99 | 9.44 | 40.80 | 6 | 8 | .750 |
| 16 FLORES, Junior | 1 | 0 | 0.33 | 99.00 | 81.00 | 81.00 | 27.00 | 0.00 | 0.0 | 0.00 | 0.00 | 27.00 | 27.00 | 0.00 | 99.00 | 0 | 0 | --- |
| 27 GALLEGOS, Isaac | 12 | 12 | 5.86 | 8.83 | 5.89 | 4.35 | 4.09 | 7.68 | 1.9 | 1.54 | 0.51 | 0.51 | 8.19 | 9.73 | 40.56 | 7 | 10 | .700 |
| 36 HUDSON, Terrell | 10 | 0 | 1.33 | 12.15 | 8.10 | 8.10 | 2.70 | 6.75 | 2.5 | 2.03 | 0.68 | 2.70 | 6.08 | 12.15 | 41.85 | 0 | 0 | --- |
| 49 ITURRALDE, Adolf | 8 | 0 | 1.13 | 9.00 | 5.00 | 4.00 | 2.00 | 9.00 | 4.5 | 2.00 | 1.00 | 1.00 | 2.00 | 12.00 | 37.00 | 1 | 3 | .333 |
| 23 JACKSON, Jaren | 12 | 8 | 3.72 | 12.29 | 7.66 | 7.46 | 2.42 | 6.45 | 2.7 | 3.43 | 0.81 | 0.40 | 11.08 | 8.87 | 42.31 | 8 | 8 | 1.000 |
| 2 LIVELY, Tristin | 13 | 13 | 5.95 | 9.66 | 4.89 | 4.42 | 2.68 | 7.22 | 2.7 | 1.63 | 0.23 | 0.58 | 8.61 | 9.66 | 38.99 | 5 | 9 | .556 |
| 1 MARTINEZ, Jordan | 5 | 0 | 1.40 | 12.86 | 12.86 | 12.86 | 6.43 | 1.29 | 0.2 | 2.57 | 1.29 | 1.29 | 10.29 | 12.86 | 45.00 | 0 | 0 | --- |
| 6 MCBROOM, Brian | 25 | 0 | 1.63 | 10.40 | 6.20 | 5.53 | 2.43 | 8.63 | 3.5 | 3.10 | 0.44 | 0.66 | 9.52 | 7.30 | 40.28 | 1 | 4 | .250 |
| 13 RUSSELL, Brett | 5 | 0 | 1.13 | 25.41 | 19.06 | 17.47 | 6.35 | 11.12 | 1.8 | 4.76 | 1.59 | 4.76 | 7.94 | 4.76 | 58.76 | 0 | 0 | --- |
| 42 STANFIELD, Alec | 1 | 0 | 0.33 | 81.00 | 54.00 | 54.00 | 54.00 | 0.00 | 0.0 | 27.00 | 0.00 | 0.00 | 27.00 | 0.00 | 99.00 | 0 | 0 | --- |
| 35 STEINKAMP, Arth | 15 | 0 | 1.71 | 9.47 | 4.21 | 2.81 | 1.40 | 4.21 | 3.0 | 2.10 | 0.35 | 0.35 | 5.26 | 15.08 | 37.87 | 1 | 1 | 1.000 |
| 19 STILL, Justin | 17 | 0 | 1.25 | 9.28 | 5.91 | 5.91 | 6.75 | 8.44 | 1.3 | 2.11 | 0.42 | 0.42 | 6.33 | 11.39 | 44.30 | 1 | 2 | .500 |
| Totals | 51 | 51 | 8.54 | 11.11 | 6.69 | 5.95 | 3.20 | 7.04 | 2.2 | 2.31 | 0.48 | 0.87 | 8.51 | 9.94 | 41.46 | 32 | 48 | .667 |

2023 NEW MEXICO STREAKS / STARTERS SUMMARY

| Multiple Hit Games | 2 | 3 | 4 | 5+ | Total |
|------------------------|-----|----|----|----|-------|
| 34 ASHBY, Lenny Junior | 17 | 7 | 2 | - | 26 |
| 15 RUNION, Braydon | 16 | 6 | 2 | - | 24 |
| 33 DITZENBERGER, Dylan | 10 | 5 | 3 | - | 18 |
| 7 DAVID, Jeffrey | 12 | 3 | 2 | 1 | 18 |
| 30 SPENRATH, Reed | 6 | 8 | 2 | - | 16 |
| 18 HOLLAND, Jake | 11 | 4 | - | - | 15 |
| 12 WEISSENBORN, Chase | 9 | 1 | 3 | - | 13 |
| 4 PIGFORD, Deylan | 10 | 3 | - | - | 13 |
| 3 DIXON, Devon | 10 | 3 | - | - | 13 |
| 25 OLSON, Justin | 7 | 2 | - | - | 9 |
| 11 STEPHENS, Sean | 4 | 2 | - | - | 6 |
| 24 SMITH, Kyle | 3 | 1 | - | - | 4 |
| 8 KINKADE, Konner | 2 | - | - | - | 2 |
| TEAM | 117 | 45 | 14 | 1 | 177 |

| Multiple RBI Games | 2 | 3 | 4 | 5+ | Total |
|------------------------|----|----|---|----|-------|
| 15 RUNION, Braydon | 12 | 4 | 1 | 1 | 18 |
| 30 SPENRATH, Reed | 9 | 4 | 2 | 3 | 18 |
| 34 ASHBY, Lenny Junior | 8 | 4 | 1 | 1 | 14 |
| 18 HOLLAND, Jake | 7 | 2 | 2 | 1 | 12 |
| 7 DAVID, Jeffrey | 4 | 5 | - | 1 | 10 |
| 12 WEISSENBORN, Chase | 5 | 4 | - | - | 9 |
| 33 DITZENBERGER, Dylan | 2 | 5 | - | - | 7 |
| 3 DIXON, Devon | 4 | 2 | 1 | - | 7 |
| 25 OLSON, Justin | 4 | - | 1 | 1 | 6 |
| 24 SMITH, Kyle | 5 | - | - | - | 5 |
| 11 STEPHENS, Sean | - | 1 | - | - | 1 |
| 4 PIGFORD, Deylan | 1 | - | - | - | 1 |
| TEAM | 61 | 31 | 8 | 8 | 108 |

| Hitting Streaks | Longest | Current |
|------------------------|---------|---------|
| 33 DITZENBERGER, Dylan | 19 | 5 |
| 30 SPENRATH, Reed | 16 | 2 |
| 34 ASHBY, Lenny Junior | 15 | 9 |
| 15 RUNION, Braydon | 13 | - |
| 18 HOLLAND, Jake | 10 | - |
| 4 PIGFORD, Deylan | 9 | - |
| 7 DAVID, Jeffrey | 9 | 2 |
| 12 WEISSENBORN, Chase | 8 | - |
| 3 DIXON, Devon | 8 | 1 |
| 24 SMITH, Kyle | 7 | - |
| 11 STEPHENS, Sean | 5 | 4 |
| 25 OLSON, Justin | 4 | - |
| 8 KINKADE, Konner | 3 | - |
| 29 HERD, Caleb | 2 | 1 |
| 14 CARRIS, Akili | 1 | - |

| Reached Base Streaks | Longest | Current |
|------------------------|---------|---------|
| 33 DITZENBERGER, Dylan | 23 | 5 |
| 24 SMITH, Kyle | 18 | 4 |
| 34 ASHBY, Lenny Junior | 18 | 12 |
| 30 SPENRATH, Reed | 16 | 3 |
| 4 PIGFORD, Deylan | 15 | - |
| 15 RUNION, Braydon | 15 | 1 |
| 18 HOLLAND, Jake | 14 | 1 |
| 7 DAVID, Jeffrey | 10 | 2 |
| 25 OLSON, Justin | 10 | - |
| 3 DIXON, Devon | 8 | 1 |
| 12 WEISSENBORN, Chase | 8 | - |
| 8 KINKADE, Konner | 7 | 6 |
| 11 STEPHENS, Sean | 6 | 4 |
| 29 HERD, Caleb | 3 | 1 |
| 44 FELIX, Dominic | 1 | - |
| 14 CARRIS, Akili | 1 | - |

| Player | GS | Position | | | | | | | | | | | Batting Order | | | | | | | | |
|------------------------|----|----------|----|----|----|----|----|----|----|----|----|----|---------------|-----|-----|-----|-----|-----|-----|-----|-----|
| | | p | c | 1b | 2b | 3b | ss | lf | cf | rf | of | dh | 1st | 2nd | 3rd | 4th | 5th | 6th | 7th | 8th | 9th |
| 12 WEISSENBORN, Cha | 51 | . | . | . | . | . | 51 | . | . | . | . | . | 5 | . | . | . | . | . | . | 5 | 41 |
| 34 ASHBY, Lenny Junior | 51 | . | . | . | . | . | . | 28 | . | 3 | . | 20 | . | 11 | 40 | . | . | . | . | . | . |
| 15 RUNION, Braydon | 51 | . | . | . | . | . | . | . | . | 31 | . | 20 | . | . | 11 | 39 | 1 | . | . | . | . |
| 30 SPENRATH, Reed | 50 | . | . | 36 | . | . | . | . | . | 14 | . | . | . | . | . | 11 | 39 | . | . | . | . |
| 3 DIXON, Devon | 45 | . | . | . | 38 | 7 | . | . | . | . | . | . | . | . | . | . | . | . | 3 | 42 | . |
| 7 DAVID, Jeffrey | 42 | . | . | . | 6 | 7 | . | . | 29 | . | . | . | 6 | 36 | . | . | . | . | . | . | . |
| 4 PIGFORD, Deylan | 38 | . | . | . | . | . | . | 23 | 12 | 3 | . | . | 6 | . | . | . | . | . | 24 | 4 | 4 |
| 33 DITZENBERGER, Dyl | 34 | . | . | . | . | 34 | . | . | . | . | . | . | 31 | . | . | . | . | . | . | . | 3 |
| 18 HOLLAND, Jake | 34 | . | 32 | . | . | . | . | . | . | . | . | 2 | . | . | . | 1 | 6 | 26 | 1 | . | . |
| 25 OLSON, Justin | 23 | . | . | 15 | . | . | . | . | . | . | . | 8 | . | . | . | . | 14 | 9 | . | . | . |
| 24 SMITH, Kyle | 20 | . | 19 | . | . | . | . | . | . | . | . | 1 | . | . | . | . | 5 | 11 | 4 | . | . |
| 2 LIVELY, Tristin | 13 | 13 | . | . | . | . | . | . | . | . | . | . | . | . | . | . | . | . | . | . | . |
| 10 EGLOFF, Riley | 13 | 13 | . | . | . | . | . | . | . | . | . | . | . | . | . | . | . | . | . | . | . |
| 27 GALLEGOS, Isaac | 12 | 12 | . | . | . | . | . | . | . | . | . | . | . | . | . | . | . | . | . | . | . |
| 11 STEPHENS, Sean | 10 | . | . | . | . | . | . | . | 10 | . | . | . | 3 | . | . | . | . | . | 4 | . | 3 |
| 8 KINKADE, Konner | 10 | . | . | . | 7 | 3 | . | . | . | . | . | . | . | 4 | . | . | . | . | 6 | . | . |
| 23 JACKSON, Jaren | 8 | 8 | . | . | . | . | . | . | . | . | . | . | . | . | . | . | . | . | . | . | . |
| 22 BAKER-LIVINGSTON, | 4 | 4 | . | . | . | . | . | . | . | . | . | . | . | . | . | . | . | . | . | . | . |
| 40 BANNISTER, Wil | 1 | 1 | . | . | . | . | . | . | . | . | . | . | . | . | . | . | . | . | . | . | . |

2023 NEW MEXICO TEAM HIGHS

Batting

| | | | |
|------------------|----|---|---|
| At bats: | 50 | - | vs Northern Colorado (2/24/2023) |
| Runs scored: | 30 | - | vs Northern Colorado (2/24/2023) |
| Hits: | 28 | - | vs Northern Colorado (2/24/2023) |
| RBIs: | 27 | - | vs Northern Colorado (2/24/2023) |
| Doubles: | 7 | - | at Nevada (3/25/2023) |
| | 7 | - | vs Fresno State (4/28/2023) |
| Triples: | 3 | - | vs Air Force (3/11/2023) |
| | 3 | - | vs Nevada (5/13/2023) |
| Home runs: | 7 | - | vs Fresno State (4/29/2023) |
| Total bases: | 52 | - | vs Northern Colorado (2/24/2023) |
| Walks: | 12 | - | vs Northern Colorado (2/25/2023) |
| Strikeouts: | 14 | - | vs Oregon State (2/17/2023 at Surprise, AZ) |
| | 14 | - | vs UC Santa Barbara (2/18/2023 at Surprise, AZ) |
| Sac hits: | 1 | - | (4 times) |
| Sac flies: | 2 | - | (4 times) |
| Stolen bases: | 4 | - | vs Northern Colorado (2/25/2023) |
| Hit by pitch: | 4 | - | at New Mexico State (5/16/2023) |
| Caught stealing: | 2 | - | at Air Force (4/23/2023) |
| Runners LOB: | 14 | - | vs Oregon State (2/17/2023 at Surprise, AZ) |
| Hit into DP: | 3 | - | vs San Jose State (4/8/2023) |

Fielding

| | | | |
|---------------|----|---|---|
| Putouts: | 36 | - | vs Minnesota (2/20/2023 at Surprise, AZ) |
| Assists: | 17 | - | (4 times) |
| Errors: | 6 | - | vs San Jose State (4/8/2023) |
| Passed balls: | 1 | - | vs UC Santa Barbara (2/18/2023 at Surprise, AZ) |
| | 1 | - | vs Air Force (3/11/2023) |
| DPs turned: | 4 | - | vs San Jose State (4/7/2023) |

Pitching

| | | | |
|------------------|------|---|---|
| Innings pitched: | 12.0 | - | vs Minnesota (2/20/2023 at Surprise, AZ) |
| Runs allowed: | 19 | - | vs San Diego State (4/2/2023) |
| Earned runs: | 18 | - | vs San Diego State (4/2/2023) |
| Walks allowed: | 9 | - | vs Oregon State (2/19/2023 at Surprise, AZ) |
| Strikeouts: | 13 | - | vs Oregon State (2/17/2023 at Surprise, AZ) |
| Hits allowed: | 22 | - | vs San Diego State (4/2/2023) |
| Doubles allowed: | 6 | - | at Nevada (3/24/2023) |
| | 6 | - | vs CSU Pueblo (4/12/2023) |
| | 6 | - | at New Mexico State (5/16/2023) |
| Triples allowed: | 3 | - | vs San Jose State (4/8/2023) |
| Homers allowed: | 3 | - | vs St. Bonaventure (3/4/2023) |
| | 3 | - | at UNLV (5/5/2023) |
| Wild pitches: | 5 | - | at San Diego State (5/20/2023) |
| Hit batters: | 4 | - | vs St. Bonaventure (3/4/2023) |
| | 4 | - | at Nevada (3/25/2023) |
| | 4 | - | at UNLV (5/7/2023) |

2023 NEW MEXICO INDIVIDUAL HIGHS

Batting

| | | | |
|------------------|----|---|--|
| At bats: | 7 | - | DAVID, Jeffrey vs Northern Colorado (2/24/2023) |
| Runs scored: | 4 | - | (4 times) |
| Hits: | 5 | - | DAVID, Jeffrey vs Northern Colorado (2/24/2023) |
| RBI: | 8 | - | OLSON, Justin vs Fresno State (4/29/2023) |
| Doubles: | 3 | - | RUNION, Braydon vs New Mexico State (5/2/2023) |
| Triples: | 1 | - | (24 times) |
| Home runs: | 3 | - | SPENRATH, Reed vs Northern Colorado (2/24/2023) |
| | 3 | - | OLSON, Justin vs Fresno State (4/29/2023) |
| Total bases: | 12 | - | SPENRATH, Reed vs Northern Colorado (2/24/2023) |
| | 12 | - | OLSON, Justin vs Fresno State (4/29/2023) |
| Walks: | 3 | - | (6 times) |
| Strikeouts: | 4 | - | DIXON, Devon vs Oregon State (2/17/2023 at Surprise, AZ) |
| | 4 | - | SPENRATH, Reed at Fresno State (3/19/2023) |
| | 4 | - | PIGFORD, Deylan vs Fresno State (4/28/2023) |
| Sac hits: | 1 | - | (4 times) |
| Sac flies: | 1 | - | (15 times) |
| Stolen bases: | 2 | - | PIGFORD, Deylan at Texas Tech (3/7/2023) |
| | 2 | - | PIGFORD, Deylan vs Air Force (3/11/2023) |
| Hit by pitch: | 2 | - | SMITH, Kyle at New Mexico State (5/16/2023) |
| Caught stealing: | 2 | - | PIGFORD, Deylan at Air Force (4/23/2023) |
| Runners LOB: | 6 | - | SPENRATH, Reed vs Oregon State (2/17/2023 at Surprise, AZ) |
| | 6 | - | HOLLAND, Jake vs St. Bonaventure (3/4/2023) |
| | 6 | - | SMITH, Kyle vs San Diego State (4/2/2023) |

Fielding

| | | | |
|---------------|----|---|---|
| Putouts: | 15 | - | SPENRATH, Reed vs New Mexico State (3/21/2023) |
| Assists: | 8 | - | WEISSENBORN, Chase vs Air Force (3/10/2023) |
| | 8 | - | KINKADE, Konner vs Texas Tech (3/28/2023) |
| Errors: | 2 | - | (5 times) |
| Passed balls: | 1 | - | SMITH, Kyle vs UC Santa Barbara (2/18/2023 at Surprise, AZ) |
| | 1 | - | SMITH, Kyle vs Air Force (3/11/2023) |

Pitching

| | | | |
|------------------|-----|---|--|
| Innings pitched: | 8.1 | - | LIVELY, Tristin vs Air Force (3/11/2023) |
| Runs allowed: | 9 | - | EGLOFF, Riley vs Fresno State (4/28/2023) |
| Earned runs: | 9 | - | EGLOFF, Riley vs Fresno State (4/28/2023) |
| Walks allowed: | 6 | - | LIVELY, Tristin vs Nevada (5/12/2023) |
| Strikeouts: | 9 | - | EGLOFF, Riley at UNLV (5/5/2023) |
| Hits allowed: | 13 | - | EGLOFF, Riley vs Nevada (5/12/2023) |
| Doubles allowed: | 5 | - | EGLOFF, Riley at Nevada (3/24/2023) |
| Triples allowed: | 2 | - | GALLEGOS, Isaac vs San Jose State (4/8/2023) |
| | 2 | - | JACKSON, Jaren vs CSU Pueblo (4/11/2023) |
| Homers allowed: | 3 | - | EGLOFF, Riley at UNLV (5/5/2023) |
| Wild pitches: | 4 | - | GALLEGOS, Isaac at San Diego State (5/20/2023) |
| Hit batters: | 2 | - | (6 times) |

2023 NEW MEXICO HITTING LEADERS

Hitting minimums - 1 Games 1 AB 2.0 AB/Game 1 TPA 2.0 TPA/Game
Pitching minimums - 1 Games 1.0 IP/Game

| Batting avg | |
|---------------------------|------|
| 1. 33 DITZENBERGER, Dylan | .437 |
| 2. 34 ASHBY, Lenny Junior | .381 |
| 3. 15 RUNION, Braydon | .357 |
| 4. 18 HOLLAND, Jake | .333 |
| 5. 30 SPENRATH, Reed | .321 |

| Runs scored | |
|---------------------------|----|
| 1. 30 SPENRATH, Reed | 54 |
| 2. 15 RUNION, Braydon | 48 |
| 3. 34 ASHBY, Lenny Junior | 46 |
| 4. 33 DITZENBERGER, Dylan | 42 |
| 5. 4 PIGFORD, Deylan | 39 |

| Doubles | |
|---------------------------|----|
| 1. 15 RUNION, Braydon | 23 |
| 2. 34 ASHBY, Lenny Junior | 18 |
| 3. 7 DAVID, Jeffrey | 13 |
| 4. 30 SPENRATH, Reed | 11 |
| 5. 2 tied at..... | 10 |

| Total bases | |
|---------------------------|-----|
| 1. 30 SPENRATH, Reed | 137 |
| 2. 15 RUNION, Braydon | 134 |
| 3. 34 ASHBY, Lenny Junior | 125 |
| 4. 18 HOLLAND, Jake | 95 |
| 5. 7 DAVID, Jeffrey | 91 |

| Sac bunts | |
|---------------------------|---|
| 1. 33 DITZENBERGER, Dylan | 3 |
| 2. 4 PIGFORD, Deylan | 1 |

| Caught stealing | |
|---------------------|---|
| 1. 7 DAVID, Jeffrey | 2 |
| 4 PIGFORD, Deylan | 2 |
| 11 STEPHENS, Sean | 2 |
| 15 RUNION, Braydon | 2 |
| 5. 2 tied at..... | 1 |

| Strikeouts | |
|--------------------------|----|
| 1. 30 SPENRATH, Reed | 70 |
| 2. 15 RUNION, Braydon | 51 |
| 3. 12 WEISSENBORN, Chase | 37 |
| 4. 4 PIGFORD, Deylan | 35 |
| 5. 18 HOLLAND, Jake | 32 |

| At bats | |
|---------------------------|-----|
| 1. 15 RUNION, Braydon | 213 |
| 2. 34 ASHBY, Lenny Junior | 210 |
| 3. 7 DAVID, Jeffrey | 193 |
| 4. 30 SPENRATH, Reed | 190 |
| 5. 12 WEISSENBORN, Chase | 179 |

| Games as sub | |
|----------------------|----|
| 1. 11 STEPHENS, Sean | 27 |
| 2. 6 MCBROOM, Brian | 25 |
| 8 KINKADE, Konner | 25 |
| 4. 19 STILL, Justin | 17 |
| 5. 2 tied at..... | 15 |

| Slugging pct | |
|---------------------------|------|
| 1. 30 SPENRATH, Reed | .721 |
| 2. 18 HOLLAND, Jake | .633 |
| 3. 15 RUNION, Braydon | .629 |
| 4. 34 ASHBY, Lenny Junior | .595 |
| 5. 33 DITZENBERGER, Dylan | .563 |

| Hits | |
|---------------------------|----|
| 1. 34 ASHBY, Lenny Junior | 80 |
| 2. 15 RUNION, Braydon | 76 |
| 3. 30 SPENRATH, Reed | 61 |
| 4. 7 DAVID, Jeffrey | 59 |
| 33 DITZENBERGER, Dylan | 59 |

| Triples | |
|----------------------|---|
| 1. 7 DAVID, Jeffrey | 5 |
| 2. 30 SPENRATH, Reed | 4 |
| 15 RUNION, Braydon | 4 |
| 4. 4 PIGFORD, Deylan | 3 |
| 24 SMITH, Kyle | 3 |

| Walks | |
|---------------------------|----|
| 1. 30 SPENRATH, Reed | 34 |
| 2. 34 ASHBY, Lenny Junior | 26 |
| 3. 25 OLSON, Justin | 25 |
| 4. 12 WEISSENBORN, Chase | 19 |
| 5. 4 PIGFORD, Deylan | 17 |

| Sac flies | |
|--------------------------|---|
| 1. 12 WEISSENBORN, Chase | 3 |
| 30 SPENRATH, Reed | 3 |
| 34 ASHBY, Lenny Junior | 3 |
| 4. 15 RUNION, Braydon | 2 |
| 7 DAVID, Jeffrey | 2 |

| Steal attempts | |
|---------------------------|----|
| 1. 4 PIGFORD, Deylan | 10 |
| 2. 33 DITZENBERGER, Dylan | 6 |
| 11 STEPHENS, Sean | 6 |
| 4. 7 DAVID, Jeffrey | 5 |
| 5. 4 tied at..... | 3 |

| Grounded into DP | |
|---------------------------|---|
| 1. 34 ASHBY, Lenny Junior | 6 |
| 2. 3 DIXON, Devon | 5 |
| 3. 12 WEISSENBORN, Chase | 3 |
| 4. 7 DAVID, Jeffrey | 2 |
| 44 FELIX, Dominic | 2 |

| Games played | |
|--------------------------|----|
| 1. 12 WEISSENBORN, Chase | 51 |
| 34 ASHBY, Lenny Junior | 51 |
| 15 RUNION, Braydon | 51 |
| 4. 30 SPENRATH, Reed | 50 |
| 5. 3 DIXON, Devon | 49 |

| On base pct | |
|---------------------------|------|
| 1. 33 DITZENBERGER, Dylan | .490 |
| 2. 34 ASHBY, Lenny Junior | .455 |
| 3. 30 SPENRATH, Reed | .421 |
| 4. 15 RUNION, Braydon | .398 |
| 5. 4 PIGFORD, Deylan | .389 |

| Runs batted in | |
|---------------------------|----|
| 1. 30 SPENRATH, Reed | 65 |
| 2. 15 RUNION, Braydon | 56 |
| 3. 34 ASHBY, Lenny Junior | 51 |
| 4. 7 DAVID, Jeffrey | 41 |
| 5. 18 HOLLAND, Jake | 39 |

| Home runs | |
|---------------------------|----|
| 1. 30 SPENRATH, Reed | 19 |
| 2. 25 OLSON, Justin | 13 |
| 3. 18 HOLLAND, Jake | 12 |
| 4. 34 ASHBY, Lenny Junior | 9 |
| 15 RUNION, Braydon | 9 |

| Hit by pitch | |
|------------------------|----|
| 1. 24 SMITH, Kyle | 10 |
| 2. 15 RUNION, Braydon | 5 |
| 4 PIGFORD, Deylan | 5 |
| 34 ASHBY, Lenny Junior | 5 |
| 5. 7 DAVID, Jeffrey | 3 |

| Stolen bases | |
|---------------------------|---|
| 1. 4 PIGFORD, Deylan | 8 |
| 2. 33 DITZENBERGER, Dylan | 6 |
| 3. 11 STEPHENS, Sean | 4 |
| 4. 3 tied at..... | 3 |

| Stolen base pct | |
|------------------------|-------|
| 1. 30 SPENRATH, Reed | 1.000 |
| 12 WEISSENBORN, Chase | 1.000 |
| 33 DITZENBERGER, Dylan | 1.000 |
| 4. 4 PIGFORD, Deylan | .800 |
| 5. 3 DIXON, Devon | .667 |

| Total plate appearances | |
|---------------------------|-----|
| 1. 34 ASHBY, Lenny Junior | 244 |
| 2. 15 RUNION, Braydon | 231 |
| 3. 30 SPENRATH, Reed | 228 |
| 4. 7 DAVID, Jeffrey | 209 |
| 5. 12 WEISSENBORN, Chase | 203 |

| Game starts | |
|--------------------------|----|
| 1. 12 WEISSENBORN, Chase | 51 |
| 15 RUNION, Braydon | 51 |
| 34 ASHBY, Lenny Junior | 51 |
| 4. 30 SPENRATH, Reed | 50 |
| 5. 3 DIXON, Devon | 45 |

2023 NEW MEXICO PITCHING LEADERS

Hitting minimums - 1 Games 1 AB 2.0 AB/Game 1 TPA 2.0 TPA/Game
Pitching minimums - 1 Games 1.0 IP/Game

| | | | | | |
|-----------------------------|------|--------------------------|------|-------------------------|------|
| Earned run avg | | Opposing bat avg | | Won-loss pct | |
| 1. 27 GALLEGOS, Isaac | 4.35 | 1. 27 GALLEGOS, Isaac | .253 | 1. 10 EGLOFF, Riley | .700 |
| 2. 2 LIVELY, Tristin | 4.42 | 2. 2 LIVELY, Tristin | .277 | 2. 27 GALLEGOS, Isaac | .667 |
| 3. 10 EGLOFF, Riley | 6.05 | 3. 10 EGLOFF, Riley | .310 | 3. 2 LIVELY, Tristin | .600 |
| Wins | | Losses | | Saves | |
| 1. 10 EGLOFF, Riley | 7 | 1. 2 LIVELY, Tristin | 4 | 1. 6 MCBROOM, Brian | 3 |
| 2. 2 LIVELY, Tristin | 6 | 22 BAKER-LIVINGSTON, Ben | 4 | 2. 40 BANNISTER, Wil | 1 |
| 3. 27 GALLEGOS, Isaac | 4 | 3. 40 BANNISTER, Wil | 3 | 23 JACKSON, Jaren | 1 |
| 6 MCBROOM, Brian | 4 | 10 EGLOFF, Riley | 3 | | |
| 5. 23 JACKSON, Jaren | 3 | 5. 4 tied at..... | 2 | | |
| Innings pitched | | Batters struck out | | Appearances | |
| 1. 2 LIVELY, Tristin | 77.1 | 1. 10 EGLOFF, Riley | 67 | 1. 6 MCBROOM, Brian | 25 |
| 2. 10 EGLOFF, Riley | 74.1 | 2. 2 LIVELY, Tristin | 62 | 2. 19 STILL, Justin | 17 |
| 3. 27 GALLEGOS, Isaac | 70.1 | 3. 27 GALLEGOS, Isaac | 60 | 3. 40 BANNISTER, Wil | 16 |
| | | 4. 6 MCBROOM, Brian | 39 | 4. 35 STEINKAMP, Arthur | 15 |
| | | 5. 23 JACKSON, Jaren | 32 | 5. 2 tied at..... | 13 |
| Games started | | Games finished | | Games in relief | |
| 1. 10 EGLOFF, Riley | 13 | 1. 6 MCBROOM, Brian | 16 | 1. 6 MCBROOM, Brian | 25 |
| 2 LIVELY, Tristin | 13 | 2. 19 STILL, Justin | 8 | 2. 19 STILL, Justin | 17 |
| 3. 27 GALLEGOS, Isaac | 12 | 35 STEINKAMP, Arthur | 8 | 3. 40 BANNISTER, Wil | 15 |
| 4. 23 JACKSON, Jaren | 8 | 4. 40 BANNISTER, Wil | 6 | 35 STEINKAMP, Arthur | 15 |
| 5. 22 BAKER-LIVINGSTON, Ben | 4 | 5. 36 HUDSON, Terrell | 5 | 5. 36 HUDSON, Terrell | 10 |
| Wild pitches | | Balks | | Hit batters | |
| 1. 27 GALLEGOS, Isaac | 11 | 1. 6 MCBROOM, Brian | 2 | 1. 2 LIVELY, Tristin | 7 |
| 2. 2 LIVELY, Tristin | 10 | | | 2. 27 GALLEGOS, Isaac | 6 |
| 3. 10 EGLOFF, Riley | 7 | | | 3. 6 MCBROOM, Brian | 5 |
| 4. 40 BANNISTER, Wil | 3 | | | 4. 3 tied at..... | 4 |
| 22 BAKER-LIVINGSTON, Ben | 3 | | | | |
| Intentional BB allowed | | Runners picked off | | Batters SO out looking | |
| 1. 6 MCBROOM, Brian | 3 | 1. 10 EGLOFF, Riley | 2 | 1. 10 EGLOFF, Riley | 22 |
| 2. 36 HUDSON, Terrell | 2 | | | 2. 6 MCBROOM, Brian | 15 |
| 3. 27 GALLEGOS, Isaac | 1 | | | 3. 2 LIVELY, Tristin | 12 |
| 40 BANNISTER, Wil | 1 | | | 4. 27 GALLEGOS, Isaac | 9 |
| 19 STILL, Justin | 1 | | | 5. 19 STILL, Justin | 7 |
| Sac bunts allowed | | Sac flies allowed | | Hits allowed | |
| 1. 40 BANNISTER, Wil | 3 | 1. 27 GALLEGOS, Isaac | 5 | 1. 27 GALLEGOS, Isaac | 69 |
| 10 EGLOFF, Riley | 3 | 2. 10 EGLOFF, Riley | 3 | 2. 2 LIVELY, Tristin | 83 |
| 22 BAKER-LIVINGSTON, Ben | 3 | 2 LIVELY, Tristin | 3 | 3. 10 EGLOFF, Riley | 95 |
| 4. 3 tied at..... | 2 | 4. 6 MCBROOM, Brian | 2 | | |
| | | 23 JACKSON, Jaren | 2 | | |
| Runs allowed | | Earned runs allowed | | Walks allowed | |
| 1. 2 LIVELY, Tristin | 42 | 1. 27 GALLEGOS, Isaac | 34 | 1. 10 EGLOFF, Riley | 21 |
| 2. 27 GALLEGOS, Isaac | 46 | 2. 2 LIVELY, Tristin | 38 | 2. 2 LIVELY, Tristin | 23 |
| 3. 10 EGLOFF, Riley | 55 | 3. 10 EGLOFF, Riley | 50 | 3. 27 GALLEGOS, Isaac | 32 |
| Doubles allowed | | Triples allowed | | Home runs allowed | |
| 1. 27 GALLEGOS, Isaac | 12 | 1. 2 LIVELY, Tristin | 2 | 1. 27 GALLEGOS, Isaac | 4 |
| 2. 2 LIVELY, Tristin | 14 | 2. 27 GALLEGOS, Isaac | 4 | 2. 2 LIVELY, Tristin | 5 |
| 3. 10 EGLOFF, Riley | 17 | 3. 10 EGLOFF, Riley | 5 | 3. 10 EGLOFF, Riley | 12 |

2023 NEW MEXICO CONFERENCE STATS

Record: 13-17 Home: 8-8 Away: 5-9 MW: 13-17

| Date | Opponent | Score | Player | avg | slug | ob% | g | ab | r | h | 2b | 3b | hr | rbi | bb | so | sb | cs | e |
|-----------|--------------------|---------|-------------------|------|------|------|----|------|-----|-----|----|----|----|-----|-----|-----|----|----|----|
| *3/10 | AIR FORCE | L 7-9 | DITZENBERGER, D | .405 | .544 | .440 | 21 | 79 | 16 | 32 | 6 | 1 | 1 | 12 | 5 | 11 | 2 | 0 | 2 |
| *3/11 | AIR FORCE | w 15-0 | ASHBY, Lenny Juni | .373 | .579 | .449 | 30 | 126 | 25 | 47 | 11 | 0 | 5 | 27 | 14 | 17 | 0 | 0 | 3 |
| *3/12 | AIR FORCE | w 11-4 | SPENRATH, Reed | .353 | .793 | .433 | 29 | 116 | 32 | 41 | 6 | 3 | 13 | 37 | 17 | 44 | 1 | 0 | 2 |
| *3/17 | at Fresno State | L 3-5 | RUNION, Braydon | .316 | .579 | .361 | 30 | 133 | 24 | 42 | 14 | 3 | 5 | 31 | 7 | 31 | 0 | 2 | 1 |
| *3/18 | at Fresno State | L 8-9 | HOLLAND, Jake | .309 | .521 | .343 | 25 | 94 | 15 | 29 | 5 | 0 | 5 | 17 | 4 | 17 | 0 | 0 | 2 |
| *3/19 | at Fresno State | w 7-2 | WEISSENBORN, C | .286 | .384 | .352 | 30 | 112 | 18 | 32 | 6 | 1 | 1 | 18 | 12 | 24 | 3 | 0 | 7 |
| *3/24 | at Nevada | w 9-5 | DIXON, Devon | .274 | .415 | .325 | 29 | 106 | 22 | 29 | 6 | 0 | 3 | 13 | 7 | 19 | 1 | 0 | 3 |
| *3/25 | at Nevada | w 12-1 | DAVID, Jeffrey | .272 | .379 | .324 | 22 | 103 | 17 | 28 | 7 | 2 | 0 | 16 | 6 | 13 | 0 | 1 | 4 |
| *3/31 | SAN DIEGO STATE | L 3-5 | PIGFORD, Deylan | .243 | .446 | .341 | 25 | 74 | 16 | 18 | 4 | 1 | 3 | 4 | 8 | 20 | 3 | 2 | 4 |
| *4/1 | SAN DIEGO STATE | L 1-3 | ----- | | | | | | | | | | | | | | | | |
| *4/2 | SAN DIEGO STATE | L 7-19 | HERD, Caleb | .500 | .500 | .500 | 3 | 2 | 1 | 1 | 0 | 0 | 0 | 0 | 0 | 1 | 0 | 0 | 0 |
| *4/6 | SAN JOSE STATE | w 16-8 | STEPHENS, Sean | .394 | .606 | .459 | 20 | 33 | 8 | 13 | 4 | 0 | 1 | 5 | 3 | 6 | 4 | 2 | 1 |
| *4/7 | SAN JOSE STATE | L 3-8 | OLSON, Justin | .310 | .793 | .481 | 22 | 58 | 18 | 18 | 1 | 0 | 9 | 22 | 19 | 16 | 0 | 0 | 1 |
| *4/8 | SAN JOSE STATE | L 3-14 | SMITH, Kyle | .297 | .703 | .490 | 15 | 37 | 14 | 11 | 2 | 2 | 3 | 8 | 8 | 8 | 1 | 0 | 0 |
| *4/21 | at Air Force | L 6-9 | KINKADE, Konner | .231 | .436 | .362 | 19 | 39 | 7 | 9 | 2 | 0 | 2 | 9 | 8 | 6 | 0 | 0 | 3 |
| *4/23 | at Air Force | w 12-1 | CARRIS, Akili | .000 | .000 | .000 | 1 | 1 | 0 | 0 | 0 | 0 | 0 | 0 | 0 | 0 | 0 | 0 | 1 |
| *4/23 | at Air Force | L 8-13 | MARTINEZ, Jordan | .000 | .000 | .000 | 1 | 0 | 0 | 0 | 0 | 0 | 0 | 0 | 0 | 0 | 0 | 0 | 0 |
| *4/28 | FRESNO STATE | w 16-10 | RUSSELL, Brett | .000 | .000 | .000 | 1 | 0 | 0 | 0 | 0 | 0 | 0 | 0 | 0 | 0 | 0 | 0 | 0 |
| *4/29 | FRESNO STATE | w 17-7 | FELIX, Dominic | .000 | .000 | .000 | 1 | 0 | 0 | 0 | 0 | 0 | 0 | 0 | 0 | 0 | 0 | 0 | 1 |
| *4/30 | FRESNO STATE | w 6-5 | BAKER-LIVINGSTON | .000 | .000 | .000 | 1 | 0 | 0 | 0 | 0 | 0 | 0 | 0 | 0 | 0 | 0 | 0 | 0 |
| *5/5 | at UNLV | w 13-5 | ITURRALDE, Adolfo | .000 | .000 | .000 | 3 | 0 | 0 | 0 | 0 | 0 | 0 | 0 | 0 | 0 | 0 | 0 | 0 |
| *5/6 | at UNLV | L 5-7 | STEINKAMP, Arthu | .000 | .000 | .000 | 10 | 0 | 0 | 0 | 0 | 0 | 0 | 0 | 0 | 0 | 0 | 0 | 0 |
| *5/7 | at UNLV | L 3-8 | JACKSON, Jaren | .000 | .000 | .000 | 5 | 0 | 0 | 0 | 0 | 0 | 0 | 0 | 0 | 0 | 0 | 0 | 0 |
| *5/12 | NEVADA | w 9-5 | HUDSON, Terrell | .000 | .000 | .000 | 5 | 0 | 0 | 0 | 0 | 0 | 0 | 0 | 0 | 0 | 0 | 0 | 0 |
| *5/12 | NEVADA | L 8-9 | GALLEGOS, Isaac | .000 | .000 | .000 | 9 | 0 | 0 | 0 | 0 | 0 | 0 | 0 | 0 | 0 | 0 | 0 | 0 |
| *5/13 | NEVADA | L 6-8 | LIVELY, Tristin | .000 | .000 | .000 | 10 | 0 | 0 | 0 | 0 | 0 | 0 | 0 | 0 | 0 | 0 | 0 | 0 |
| *5/14 | NEVADA | w 7-3 | STILL, Justin | .000 | .000 | .000 | 11 | 0 | 0 | 0 | 0 | 0 | 0 | 0 | 0 | 0 | 0 | 0 | 0 |
| *5/18 | at San Diego State | L 3-5 | BANNISTER, Wil | .000 | .000 | .000 | 8 | 0 | 0 | 0 | 0 | 0 | 0 | 0 | 0 | 0 | 0 | 0 | 1 |
| *5/19 | at San Diego State | L 3-4 | EGLOFF, Riley | .000 | .000 | .000 | 10 | 0 | 0 | 0 | 0 | 0 | 0 | 0 | 0 | 0 | 0 | 0 | 2 |
| *5/20 | at San Diego State | L 6-8 | MCBROOM, Brian | .000 | .000 | .000 | 14 | 0 | 0 | 0 | 0 | 0 | 0 | 0 | 0 | 0 | 0 | 0 | 0 |
| Totals | | | | .314 | .542 | .390 | 30 | 1113 | 233 | 350 | 74 | 13 | 51 | 219 | 118 | 233 | 15 | 7 | 38 |
| Opponents | | | | .296 | .450 | .372 | 30 | 1057 | 199 | 313 | 59 | 16 | 24 | 181 | 105 | 207 | 19 | 8 | 31 |

= Sanderson Ford College Baseball Classification

* = Conference game


LOB - Team (245), Opp (234). DPs turned - Team (31), Opp (15). CI - Team (0), Opp (1). IBB - Team (5), OLSON, J. 2, SPENRATH, R. 2, PIGFORD, D. 1, Opp (7). Picked off - PIGFORD, D. 1, STEPHENS, S. 1, DAVID, J. 1.

| Player | era | w-l | app | gs | cg | sh | sv | ip | h | r | er | bb | so | avg | hr |
|-------------------|-------|-------|-----|----|----|----|----|-------|-----|-----|-----|-----|-----|------|----|
| LIVELY, Tristin | 4.41 | 4-3 | 10 | 10 | 1 | 0 | 0 | 63.1 | 66 | 35 | 31 | 21 | 49 | .269 | 4 |
| GALLEGOS, Isaac | 5.04 | 2-2 | 9 | 9 | 0 | 0 | 0 | 55.1 | 62 | 43 | 31 | 28 | 47 | .279 | 2 |
| EGLOFF, Riley | 7.06 | 4-3 | 10 | 10 | 0 | 0 | 0 | 57.1 | 82 | 50 | 45 | 19 | 47 | .337 | 10 |
| ----- | | | | | | | | | | | | | | | |
| MARTINEZ, Jordan | 0.00 | 0-0 | 1 | 0 | 0 | 0 | 0 | 1.1 | 0 | 0 | 0 | 1 | 0 | .000 | 0 |
| STEINKAMP, Arthur | 2.55 | 0-1 | 10 | 0 | 0 | 0 | 0 | 17.2 | 17 | 9 | 5 | 1 | 9 | .243 | 1 |
| ITURRALDE, Adolfo | 4.50 | 0-0 | 3 | 0 | 0 | 0 | 0 | 2.0 | 2 | 1 | 1 | 1 | 1 | .286 | 1 |
| JACKSON, Jaren | 4.72 | 1-1 | 5 | 1 | 0 | 0 | 1 | 13.1 | 12 | 7 | 7 | 6 | 9 | .240 | 0 |
| MCBROOM, Brian | 6.35 | 2-2 | 14 | 0 | 0 | 0 | 1 | 22.2 | 26 | 17 | 16 | 8 | 20 | .286 | 2 |
| STILL, Justin | 9.82 | 0-1 | 11 | 0 | 0 | 0 | 0 | 11.0 | 17 | 12 | 12 | 9 | 13 | .347 | 1 |
| HUDSON, Terrell | 10.12 | 0-2 | 5 | 0 | 0 | 0 | 0 | 5.1 | 7 | 6 | 6 | 3 | 4 | .304 | 1 |
| BANNISTER, Wil | 13.50 | 0-2 | 8 | 0 | 0 | 0 | 0 | 8.2 | 16 | 14 | 13 | 6 | 5 | .400 | 1 |
| BAKER-LIVINGSTON | 13.50 | 0-0 | 1 | 0 | 0 | 0 | 0 | 1.1 | 3 | 2 | 2 | 2 | 0 | .429 | 0 |
| RUSSELL, Brett | 18.00 | 0-0 | 1 | 0 | 0 | 0 | 0 | 1.0 | 3 | 3 | 2 | 0 | 3 | .429 | 1 |
| ----- | | | | | | | | | | | | | | | |
| Totals | 5.84 | 13-17 | 30 | 30 | 1 | 1 | 2 | 260.1 | 313 | 199 | 169 | 105 | 207 | .296 | 24 |
| Opponents | 7.23 | 17-13 | 30 | 30 | 0 | 0 | 9 | 261.1 | 350 | 233 | 210 | 118 | 233 | .314 | 51 |

PB - Team (1), SMITH, K. 1, Opp (1). Pickoffs - Team (2), EGLOFF, R. 2, Opp (2). SBA/ATT - HOLLAND, J. (16-21), GALLEGOS, I. (6-9), SMITH, K. (3-6), LIVELY, T. (3-5), EGLOFF, R. (3-5), JACKSON, J. (4-4), ITURRALDE, A (1-1), MCBROOM, B. (1-1), BAKER-LIVING (0-1), STEINKAMP, A (1-1).

| Score by innings | 1 | 2 | 3 | 4 | 5 | 6 | 7 | 8 | 9 | EX | Total |
|------------------|----|----|----|----|----|----|----|----|----|----|-------|
| New Mexico | 24 | 37 | 37 | 28 | 18 | 27 | 14 | 31 | 16 | 1 | 233 |
| Opponents | 29 | 15 | 13 | 24 | 14 | 27 | 40 | 22 | 13 | 2 | 199 |

TV / PHOTO ROSTER





TOD BROWN

HEAD COACH

Tod Brown was named the 12th Lobo Baseball Head Coach on June 17, 2021. He enters the 2024 season in his third year at the helm.

In Brown's second season, the Lobos posted their best winning percentage in a full season since 2017 (.510), finishing fifth in the Mountain West standings (26-25, 13-17 MW) and leading the league in a variety of categories including team batting average (.328), runs (441), RBI (411), triples (24), home runs (87), slugging % (.559) and

on-base % (.406). UNM also improved from a 9.06 ERA as a team in Brown's first season to a 5.95 ERA — the program's lowest in a single season since 2016 — while averaging only 3.20 walks per nine innings, its fewest since 2014. Following the completion of that season, RHP Isaac Gallegos became the first UNM player coached by Brown to be selected in the MLB Draft, going in the 16th Round to the Atlanta Braves.

The 2023 Lobos ranked in the Top 10 in the country in a variety of team statistical categories:

No. 3 in Batting Average (.329)

No. 9 in Double Plays per Game (0.94)

No. 5 in Doubles Per Game (2.45)

No. 10 in Runs per Game (8.60)

No. 4 in Slugging Percentage (.560)

No. 5 in Triples (24) and Triples per Game (0.47)

No. 10 in Walks Allowed per Nine Innings (3.20)

Following the 2023 season, the Lobos also got three All-MW selections — first baseman Reed Spennath was a first-team selection, while third baseman Dylan Ditzenberger and left fielder Lenny Junior Ashby were second-team selections. Ditzenberger went on to be named a CSC Academic All-American for his efforts on the field and in the classroom. Both UNM teams that Brown has coached (2022, 2023) have earned the ABCA Team Academic Excellence Award for their academic accomplishments.

In the 2022 season — Brown's first season in Albuquerque — UNM went 21-33 and finished sixth in the MW standings, with Lenny Junior Ashby and Jeffrey David named to the All-MW Second Team.

PRIOR TO UNM

Brown came to New Mexico after a successful 14 years and 341 wins with North Dakota State, where he currently sits as the second-winningest coach in program history and is the all-time leader in wins per season (24.4). In 2021, Brown led the Bison to the 2021 NCAA Tournament, winning its first Division I postseason game 6-1 over Mountain West opponent Nevada. In the same season, NDSU broke a school record with 20 Summit League victories, besting the previous record of 19 set by his 2017 team, and posted an overall record of 42-19. The Bison also led the nation with 25 road wins and set new school records in strikeouts (474) and putouts (1,567) in a single season.

Brown is no stranger to winning — he owns the two highest single season win totals in NDSU history (42 wins in 2021, 40 wins in 2012), and the only two 40+ win seasons by the program. Brown also owns three of the top-five single-season win totals in NDSU history. Under Brown's leadership, NDSU has played in five Summit League championship games, winning it outright in 2021 and 2014, and qualified for the league's baseball championship eight out of the last 11 years.

Brown took the helm of NDSU in 2008 and turned around a program that had faced three consecutive losing seasons, posting just 38 wins from 2005-07. In 2012, NDSU won a then-school-record 40 games, including an 8-2 win over a No. 5-ranked Arizona team that went on to win the 2012 College World Series. North Dakota State had a school-record .973 fielding percentage and posted a team ERA of 3.38, which was the program's lowest ERA in 37 years.

In 2016, the Bison posted a 29-25 overall record and set a new record for home wins at Newman Outdoor Field with 17 victories. In addition, North Dakota State set a new single season record in saves (17). NDSU defeated No. 19-ranked Minnesota on April 26 in Fargo, marking the second-ever win over an NCAA Division I top-25 opponent.

In the Summit League, Brown has coached two Summit League Players of the Year, one Summit League Newcomer of the Year, 46 All-Summit League selections, 22 Summit

THE BROWN FILE

Education

University of Arizona

1989-94

Coaching Experience

| | | |
|--------------|------------|--------------------------|
| 2008-2021 | Head Coach | North Dakota State |
| 2022-Present | Head Coach | University of New Mexico |

Career Coaching Record (Year-By-Year)

| School | Year | Record | Win Pct. |
|-------------|---------------|----------------|-------------|
| NDSU | 2008 | 15-30 | .333 |
| NDSU | 2009 | 16-28 | .372 |
| NDSU | 2010 | 22-30 | .423 |
| NDSU | 2011 | 22-32 | .407 |
| NDSU | 2012 | 40-20 | .667 |
| NDSU | 2013 | 26-27 | .491 |
| NDSU | 2014 | 25-26 | .490 |
| NDSU | 2015 | 21-30 | .412 |
| NDSU | 2016 | 29-25 | .537 |
| NDSU | 2017 | 31-25 | .554 |
| NDSU | 2018 | 26-24 | .520 |
| NDSU | 2019 | 19-24 | .442 |
| NDSU | 2020* | 8-9 | .471 |
| NDSU | 2021 | 42-19 | .689 |
| NDSU | 14 yrs | 341-350 | .493 |
| UNM | 2022 | 21-33 | .390 |
| UNM | 2023 | 26-25 | .541 |
| UNM | 2 yrs | 47-57 | .465 |
| Career | 16 yrs | 388-407 | .490 |

*Incomplete season due to COVID-19

League Players of the Week, and 30 Summit League Pitchers of the Week. Under his leadership, Brown has also led players to two Collegiate Baseball Freshmen All-America selections and two College Baseball National Players of the Week.

Not only does Brown produce talent on the field, but also in the classroom. During his tenure at NDSU, Brown has had three NCAA Postgraduate Scholarship Winners, one Senior CLASS Award All-America, one CoSIDA Academic All-America Athlete of the Year, nine CoSIDA Academic All-America selections, 11 CoSIDA Academic All-District selections, one Summit League Scholar-Athlete of the Year, 16 Summit League Academic All-League selections, and was twice honored by NCAA with Public Recognition for perfect APR scores (2012-13 and 2015-16).

The Tucson, Ariz. native, was a left-handed pitcher for the Arizona Wildcats from 1989-94, leading the team in 1992 to a Pac-10 Championship. In 1993 he won six games and saved eight, setting a record with 35 appearances as Arizona fell one game short of Omaha. Brown then made a career out of coaching college ball in the northern tier of the country. He came to NDSU after eight seasons in Ohio as the pitching coach and recruiting coordinator for Bowling Green State University.

During this time, he recruited or helped develop eight players who have reached the major leagues, including former UNM pitching standout Jamie Vermilyea, who played for the Lobos from 2001-03. This list also includes Jay Flaa, who made his MLB debut this year, J.J. Hardy and pitcher Tim Wood from Sabino High School, in Tucson, Ariz., outfielder Shelley Duncan and pitchers Josh Pearce and Ben Diggins at the University of Arizona, and pitcher Burke Badenhop and outfielder Nolan Reimold from Bowling Green.

After two years as the pitching coach at Sabino High School in Tucson, Ariz., Brown began his collegiate coaching career in 1999 as a volunteer assistant for Arizona. He worked with pitchers and catchers and was the first-base coach for the Wildcats, who qualified for an NCAA regional.

Brown was also a head coach for the San Francisco Seals of the California Coastal Collegiate League in the summer of 1999, compiling a 43-29 record and making a fourth-place finish in the National Baseball Congress World Series.

Tod and his wife Janet have a 23-year old son, Brooks, and a 20-year old daughter, Blake.



MICHAEL LOPEZ

ASSISTANT COACH: PITCHING

Michael Lopez, who previously served as head coach at Howard Community College in Big Spring, Texas, joined the Lobos in the 2021-22 season as a pitching coach. Lopez joined the Lobo squad after spending two seasons at the helm of the Howard program, bolstering a 48-19 overall record.

In the second season with Lopez coordinating UNM's pitching, the team's ERA improved from

9.06 to 5.95 — UNM's lowest since 2016. UNM pitchers under Lopez also posted their lowest WHIP (1.59) since 2015 and fewest walks per nine innings (3.20) since 2014 in the process, with RHP Isaac Gallegos selected in the 2023 MLB Draft following the season's completion.

Under Lopez, two Howard Hawks were named to the 2021 All-Region V Baseball Team, including pitcher Kris Anglin, who led the league in strikeouts (103). Howard's Ethan Coombes was second in the league in strikeouts, retiring 82 throughout the season. Prior to becoming the head coach of the Hawks, Lopez spent three years as an assistant coach under previous head coach, Rob Martinez.

During his time at Howard College, Lopez worked primarily with the pitchers and served as the recruiting coordinator. He has had over 40 players sign with Division I

schools during his tenure, three players sign contracts with professional teams, and three players selected as NJCAA All-Americans.

Lopez originally came to Howard College after a one-year stint with a brand-new NAIA program, Marymount California University (MCU). During his one year at MCU, Lopez was named the associate head coach and helped with day-to-day recruiting. In the first year of the program, Lopez helped the Mariners win the CAL PAC Conference Championship and reach the 2016 West Grouping Championship. Lopez had three players selected to the 2016 All-California Pacific Conference Team while also coaching the CAL PAC conference player of the year and the CAL PAC Freshman of the year.

Prior to coaching at Marymount California University, Lopez was the volunteer assistant coach for two seasons at the University of Arizona under head coach Andy Lopez. Lopez assisted with the pitchers during practices and helped run the bullpen during games. Off the field, his job consisted of preparing scouting reports on opposing teams, directing the Andy Lopez Baseball Camp, and assisting with recruiting. Lopez's collegiate career in baseball includes four years (2009-2012) at the University of Arizona. Lopez was named captain of the 2012 team, which won the NCAA National Championship in Omaha, Nebraska.

Lopez graduated from The University of Arizona in 2013 with a bachelor's degree in family studies.



MATT RISDON

ASSISTANT COACH / RECRUITING COORDINATOR

Matt Risdon joined the Lobo Family in 2022 as a volunteer assistant coach, and he currently serves recruiting coordinator and assistant coach. Risdon was previously at Lenoir-Rhyne University for three seasons. Risdon was a Division I catcher at Western Illinois for two seasons and served on the coaching staff for the Fighting Leathernecks from August 2015-July 2019.

Last season, Risdon-coached hitters posted

UNM's highest team batting average since 2013 (.328) — good for best in the conference and No. 3 in NCAA D-I — while leading the MWC in OPS, hits, runs, triples, RBI and home runs. The Lobos' .974 fielding percentage in 2022 was the second-best in program history and best in the MWC, and their 48 double plays turned was the most in the conference.

In 2022, Risdon helped Lenoir-Rhyne University to the best season in program history with a 46-13 overall record and a record 25 wins at home. The Bears would post a 19-game winning streak, the longest in program history, and were ranked as high as

No. 11 in the nation. The Bears would capture just the third SAC Tournament title in program history and advanced to just the second NCAA Tournament appearance in team history. Risdon was the catching coach and assisted with hitting and recruiting. In 2022 the Bears broke multiple offensive records such as: home runs, runs, RBIs, walks, HBPs, hits, as well as many other team records. The Bears season was capped off with their senior catcher, Nick Clarno, signing with the Atlanta Braves. Risdon began his coaching career as the Director of Baseball Operations with WIU in August 2015 and served in that role for one season before being named the program's graduate assistant. After finishing his Master in Sports Management in May 2017, Risdon earned the title of assistant coach and recruiting coordinator prior to the 2018 campaign. Risdon was primarily responsible for catchers and assisted with hitting and infielders while also serving as the third base coach. Risdon helped with defensive positioning and discussed hitting approach with players during game review. Risdon also helped with administrative duties such as: travel, team meals, fundraising, scouting, and monitoring student-athlete academic eligibility. Risdon played in 40 career games for Western Illinois. He earned his bachelor's degree in exercise science in 2015.



JUSTIN MITCHELL

ASSISTANT COACH: HITTING

Justin Mitchell joined the Lobo Family in August of 2023 and he serves as assistant coach. He will handle UNM's catchers as well as hitting for head coach Tod Brown. Mitchell spent the 2023 season as a graduate assistant coach at K-State under Pete Hughes. The 2023 Wildcats went 35-24 and advanced to the semifinals of the Big 12 Championship. His G.A. stint came after he

played one season at K-State, hitting .308 with five homers and 22 RBIs over 52 games, playing catcher as a grad transfer. Mitchell played four seasons at Oklahoma, where he graduated. Over his time he played in 116 games, hitting .261 with two homers and 38 RBIs. He recorded 991 career putouts as a catcher. He graduated from Oklahoma in 2022.



JORDAN MARTINEZ

RHP • 5-11 • SO.
Albuquerque, N.M. • Sandia HS

1

2023 (FRESHMAN): In debut collegiate season pitched in five games out of the bullpen...made collegiate debut on Feb. 19 vs. Oregon State...notched first collegiate strikeout on April 12 vs. CSU Pueblo...threw a season-high three innings on March 4 vs. St. Bonaventure...had first shutout appearance with 1 1/3 scoreless frames on April 23 at Air Force.

SANDIA HS (CLASS OF 2022): Two-time first team all-state selection...two-time first team all-district selection...four-year letterwinner on the diamond...earned the all-academic award.

2023 GAME-BY-GAME

| Date | Opponent | GS | IP | H | R | ER | BB | SO | 2B | 3B | HR | WP | BK | HBP | IBB | Score | W-L | Sv | ERA | NP |
|-----------|-------------------|----|-----|----|----|----|----|----|----|----|----|----|----|-----|-----|-------|-----|----|--------|----|
| 2/19/2023 | vs Oregon State | | 0.0 | 1 | 3 | 3 | 2 | 0 | 0 | 0 | 0 | 0 | 0 | 0 | 0 | 6-14 | 0-0 | 0 | 999.00 | 16 |
| 3/4/2023 | ST. BONAVENTURE-1 | | 3.0 | 5 | 4 | 4 | 0 | 0 | 1 | 0 | 1 | 0 | 0 | 0 | 0 | 8-17 | 0-0 | 0 | 21.00 | 39 |
| 4/12/2023 | CSU PUEBLO | | 0.2 | 2 | 1 | 1 | 1 | 1 | 1 | 0 | 0 | 0 | 0 | 0 | 0 | 6-8 | 0-0 | 0 | 19.64 | 19 |
| 4/23/2023 | at Air Force-2 | | 1.1 | 0 | 0 | 0 | 1 | 0 | 0 | 0 | 0 | 0 | 0 | 1 | 0 | 8-13 | 0-0 | 0 | 14.40 | 29 |
| 5/2/2023 | NEW MEXICO STATE | | 2.0 | 2 | 2 | 2 | 1 | 0 | 0 | 1 | 0 | 1 | 0 | 0 | 0 | 14-6 | 0-0 | 0 | 12.86 | 28 |
| Totals | | 0 | 7.0 | 10 | 10 | 10 | 5 | 1 | 2 | 1 | 1 | 1 | 0 | 1 | 0 | 42-58 | 0-0 | 0 | 12.86 | - |

CAREER SUMMARY

| Year | era | w-l | app | gs | cq | sho | sv | ip | h | r | er | bb | so | 2b | 3b | hr | bf | bavg | wp | hbp | bk | sfa | sha |
|-------|-------|-----|-----|----|----|-----|----|-----|----|----|----|----|----|----|----|----|----|------|----|-----|----|-----|-----|
| 2023 | 12.86 | 0-0 | 5 | 0 | 0 | 0/0 | 0 | 7.0 | 10 | 10 | 10 | 5 | 1 | 2 | 1 | 1 | 35 | .357 | 1 | 1 | 0 | 1 | 0 |
| TOTAL | 12.86 | 0-0 | 5 | 0 | 0 | 0/0 | 0 | 7.0 | 10 | 10 | 10 | 5 | 1 | 2 | 1 | 1 | 35 | .357 | 1 | 1 | 0 | 1 | 0 |



CHASE WEISSENBORN

SS • 5-11 • SR.
Albuquerque, N.M. • ABQ Academy

2

2023 (JUNIOR): In third season with the Lobos was 1 of 3 players to start all 51 games...batted .291 while reaching base at .360 and slugging .385...totaled 10 doubles, two triples, and one home run...drove in 27 runs and scored 36 times...stole three bases in three attempts...tied for the team lead with three sacrifice flies...led the team with 155 assists defensively...posted a fielding percentage of .963 across 218 chances...had a season-high four hits on three occasions...had a season-high three RBIs on four occasions...racked up a season-high eight total bases with first collegiate home run and two doubles on May 5 at UNLV...had a season-high eight assists on March 10 vs. Air Force...had a season-high five putouts on April 23 at Air Force...helped the Lobos turn 28 double plays.

2022 (SOPHOMORE): In second season with the Lobos hit .277 with 18 RBIs...played in 43 games...had seven doubles and a pair of triples...scored 27 runs...had a season-high three hits on May 17 against New Mexico State...posted a .937 fielding percentage in 191 total chances.

2021 (FRESHMAN): Saw action in 30 games as a true freshman...posted a slash line of .234/.324/.298...had six doubles and eight RBIs...scored 17 runs...notched first collegiate hit on Feb. 22 at Oregon State...academic all-conference selection.

ALBUQUERQUE ACADEMY (CLASS OF 2020): All-state shortstop as a junior...named the district player of the year and all-district as a junior...named district player of the year and first-team shortstop as a junior...honorable mention all-state as a junior...honorable mention all-state as a freshman and first team all-district.

2024 GAME-BY-GAME

| Date | Opponent | Pos | AB | R | H | RBI | 2B | 3B | HR | BB | SB | CS | HBP | SAC | SF | GDP | K | PO | A | E | Avg |
|--------|--------------------|-----|----|---|---|-----|----|----|----|----|----|----|-----|-----|----|-----|---|----|---|---|------|
| Feb 16 | vs Oregon State | *ss | 5 | 0 | 1 | 3 | 1 | 0 | 0 | 0 | 0 | 0 | 0 | 0 | 0 | 0 | 2 | 1 | 3 | 1 | .200 |
| Feb 17 | vs CSU Bakersfield | *ss | 3 | 0 | 0 | 0 | 0 | 0 | 0 | 0 | 0 | 0 | 0 | 0 | 0 | 0 | 2 | 4 | 1 | 0 | .125 |
| Feb 18 | vs Minnesota | *ss | 3 | 0 | 0 | 0 | 0 | 0 | 0 | 0 | 0 | 0 | 0 | 0 | 0 | 0 | 1 | 3 | 2 | 0 | .091 |
| Feb 19 | vs CSU Bakersfield | *ss | 1 | 0 | 1 | 0 | 1 | 0 | 0 | 0 | 0 | 0 | 0 | 0 | 0 | 0 | 0 | 0 | 0 | 0 | .167 |
| Totals | | 4gs | 12 | 0 | 2 | 3 | 2 | 0 | 0 | 0 | 0 | 0 | 0 | 0 | 0 | 0 | 5 | 8 | 6 | 1 | .167 |

On base pct. .167 • Slugging pct. .333

CAREER SUMMARY

| Year | avg | gp-gs | ab | r | h | 2b | 3b | hr | rbi | tb | slg% | bb | hbp | so | gdp | ob% | sf | sh | sb-att | po | a | e | fld% |
|-------|------|---------|-----|----|-----|----|----|----|-----|-----|------|----|-----|----|-----|------|----|----|--------|-----|-----|----|------|
| 2021 | .234 | 30-28 | 94 | 17 | 22 | 6 | 0 | 0 | 8 | 28 | .298 | 11 | 2 | 16 | 3 | .324 | 1 | 0 | 3-6 | 52 | 65 | 4 | .967 |
| 2022 | .277 | 43-38 | 137 | 27 | 38 | 7 | 2 | 0 | 18 | 49 | .358 | 14 | 5 | 42 | 0 | .358 | 3 | 1 | 1-1 | 52 | 128 | 12 | .938 |
| 2023 | .291 | 51-51 | 179 | 36 | 52 | 10 | 2 | 1 | 27 | 69 | .385 | 19 | 2 | 37 | 3 | .360 | 3 | 0 | 3-3 | 55 | 155 | 8 | .963 |
| TOTAL | .273 | 124-117 | 410 | 80 | 112 | 23 | 4 | 1 | 53 | 146 | .356 | 44 | 9 | 95 | 6 | .351 | 7 | 1 | 7-10 | 159 | 348 | 24 | .955 |



DEVON DIXON

INF • 6-1 • SR.
Phoenix, Ariz. • Mountain Pointe

3

2023 (JUNIOR): Started 45 games and played in 49 primarily at second base during debut season with the Lobos...posted a fielding percentage of .971 with 69 putouts and 129 assists...helped the team turn 29 double plays...slashed .274/.346/.445 in 164 at-bats...finished with 10 doubles, six home runs, and 27 RBIs...scored 38 runs...stole a pair of bases...had 13 multi-hit games and seven multi-RBI games...had a season-high three hits on three different occasions...scored a season-high four runs on Feb. 24 vs. Northern Colorado...had a season-high four RBIs on March 18 at Fresno State...racked up a season-high eight total bases on Feb. 24 vs. Northern Colorado...drew a season-high three walks on March 4 vs. St. Bonaventure...hit first home run in a Lobo uniform on Feb. 24 vs. Northern Colorado...had a season-high seven assists on May 12 vs. Nevada.

2022 (SOPHOMORE, C. ARIZONA COLLEGE): Saw action in 48 games, posting a .248 batting average...scored 21 runs and drove in 21...stole four bases...had a season-high four hits and four RBIs on March 17 against Frasier Valley.

2021 (FRESHMAN, C. ARIZONA COLLEGE): Played in 55 games in debut collegiate season...hit five home runs and drove in 42...posted a slash line of .333/.420/.482...hit 10 doubles...scored 43 runs...stole six bases.

2024 GAME-BY-GAME

| Date | Opponent | Pos | AB | R | H | RBI | 2B | 3B | HR | BB | SB | CS | HBP | SAC | SF | GDP | K | PO | A | E | Avg |
|--------|--------------------|--------|----|---|---|-----|----|----|----|----|----|----|-----|-----|----|-----|---|----|----|---|------|
| Feb 16 | vs Oregon State | *2b | 4 | 0 | 0 | 0 | 0 | 0 | 0 | 0 | 0 | 0 | 0 | 0 | 0 | 0 | 1 | 3 | 3 | 0 | .000 |
| Feb 17 | vs CSU Bakersfield | *2b | 3 | 0 | 0 | 0 | 0 | 0 | 0 | 0 | 0 | 0 | 0 | 0 | 0 | 0 | 2 | 1 | 3 | 0 | .000 |
| Feb 19 | vs CSU Bakersfield | *2b/ss | 3 | 1 | 1 | 0 | 0 | 0 | 0 | 0 | 0 | 0 | 0 | 1 | 0 | 0 | 2 | 0 | 4 | 0 | .100 |
| Feb 22 | SOUTH DAKOTA STA | *ss | 4 | 2 | 1 | 1 | 1 | 0 | 0 | 0 | 0 | 0 | 0 | 0 | 0 | 0 | 2 | 0 | 2 | 0 | .143 |
| Feb 23 | SOUTH DAKOTA STA | *ss | 5 | 0 | 1 | 1 | 0 | 0 | 0 | 0 | 0 | 0 | 0 | 0 | 0 | 0 | 0 | 1 | 0 | 0 | .158 |
| Feb 24 | SOUTH DAKOTA STA | *ss | 4 | 1 | 1 | 0 | 0 | 0 | 0 | 0 | 0 | 0 | 0 | 0 | 0 | 0 | 1 | 2 | 4 | 0 | .174 |
| Feb 24 | SOUTH DAKOTA STA | *ss | 3 | 1 | 1 | 0 | 0 | 0 | 0 | 0 | 0 | 0 | 1 | 0 | 0 | 1 | 1 | 0 | 1 | 0 | .192 |
| Totals | | 7gs | 26 | 5 | 5 | 2 | 1 | 0 | 0 | 0 | 0 | 0 | 1 | 1 | 0 | 1 | 9 | 7 | 17 | 0 | .192 |

On base pct. .222 • Slugging pct. .231

CAREER SUMMARY

| Year | avg | gp-gs | ab | r | h | 2b | 3b | hr | rbi | tb | slg% | bb | hbp | so | gdp | ob% | sf | sh | sb-att | po | a | e | fld% |
|-------|------|---------|-----|-----|-----|----|----|----|-----|-----|------|----|-----|-----|-----|------|----|----|--------|-----|-----|----|------|
| 2021* | .333 | 55-55 | 168 | 43 | 56 | 10 | 0 | 5 | 42 | 81 | .482 | 21 | 7 | 43 | 4 | .420 | 4 | 4 | 6-11 | 75 | 119 | 18 | .915 |
| 2022* | .248 | 48-48 | 125 | 21 | 31 | 13 | 0 | 1 | 21 | 47 | .376 | 12 | 1 | 35 | 4 | .310 | 4 | 1 | 4-5 | 229 | 44 | 4 | .986 |
| 2023 | .274 | 49-45 | 164 | 38 | 45 | 10 | 0 | 6 | 27 | 73 | .445 | 16 | 2 | 29 | 5 | .346 | 0 | 0 | 2-3 | 69 | 129 | 6 | .971 |
| TOTAL | .274 | 49-45 | 164 | 38 | 45 | 10 | 0 | 6 | 27 | 73 | .445 | 16 | 2 | 29 | 5 | .346 | 0 | 0 | 2-3 | 69 | 129 | 6 | .971 |
| All* | .289 | 152-148 | 457 | 102 | 132 | 33 | 0 | 12 | 90 | 201 | .440 | 49 | 10 | 107 | 13 | .365 | 8 | 5 | 12-19 | 373 | 292 | 28 | .900 |

4



TYE WOOD

OF • 5-11 • JR.
Gardner, Kan. • Gardner Edgerton

2023 (SOPHOMORE, IOWA WESTERN): Saw action in 44 games, posting a .413 batting average...scored 59 runs and drove in 29...stole a league-leading 23 bases for the second year in a row ... Named First Team All-Region for second consecutive season.

2022 (FRESHMAN, IOWA WESTERN): Played in 44 games for Iowa Western, batting .375 on the season with six doubles, four triples and a homer ... stole 23 bases ... drove in 21 runs with a .375/.500/.508 slash line ... Named First Team All-Region following the season's conclusion.

COACH BROWN ON WOOD: "He's had a nice spring so far – he's a guy that we expect to see a lot of playing action early."

2024 GAME-BY-GAME

| Date | Opponent | Pos | AB | R | H | RBI | 2B | 3B | HR | BB | SB | CS | HBP | SAC | SF | GDP | K | PO | A | E | Avg |
|--------|--------------------|--------|----|---|---|-----|----|----|----|----|----|----|-----|-----|----|-----|---|----|---|---|------|
| Feb 16 | vs Oregon State | *of | 3 | 1 | 1 | 0 | 0 | 0 | 0 | 0 | 0 | 0 | 1 | 0 | 0 | 0 | 1 | 0 | 0 | 0 | .333 |
| Feb 18 | vs Minnesota | *of | 3 | 1 | 1 | 0 | 0 | 0 | 0 | 1 | 0 | 0 | 1 | 0 | 0 | 0 | 0 | 0 | 0 | 0 | .333 |
| Feb 19 | vs CSU Bakersfield | *of/of | 2 | 1 | 1 | 0 | 0 | 0 | 0 | 2 | 0 | 0 | 0 | 0 | 0 | 0 | 0 | 1 | 0 | 0 | .375 |
| Feb 22 | SOUTH DAKOTA STA | *of | 3 | 1 | 1 | 0 | 0 | 0 | 0 | 1 | 1 | 0 | 0 | 0 | 0 | 0 | 1 | 2 | 0 | 0 | .364 |
| Feb 23 | SOUTH DAKOTA STA | pr | 0 | 1 | 0 | 0 | 0 | 0 | 0 | 0 | 0 | 0 | 0 | 0 | 0 | 0 | 0 | 0 | 0 | 0 | .364 |
| Feb 24 | SOUTH DAKOTA STA | *of | 4 | 0 | 1 | 1 | 1 | 0 | 0 | 1 | 0 | 0 | 0 | 0 | 0 | 0 | 2 | 0 | 0 | 0 | .333 |
| Feb 24 | SOUTH DAKOTA STA | *of | 1 | 2 | 1 | 1 | 0 | 0 | 0 | 2 | 1 | 0 | 1 | 0 | 0 | 0 | 0 | 6 | 0 | 0 | .375 |
| Totals | | 6gs | 16 | 7 | 6 | 2 | 1 | 0 | 0 | 7 | 2 | 0 | 3 | 0 | 0 | 0 | 4 | 9 | 0 | 0 | .375 |

On base pct. .615 • Slugging pct. .438



COOPER BRASS

INF • 5-10 • FR.
Chandler, Ariz. • Hamilton

5

HAMILTON HS (CLASS OF 2023): Two-time 6A State Champion ... 1st Team All-Arizona, 1st Team All State 6A, 1st Team All Region, 1st Team All District ... Hit .415 his senior year with a .516 OBP and 1.050 OPS, only striking out five times all season.



BRIAN MCBROOM

RHP • 6-0 • JR.
Oakley, Calif. • Freedom HS

6

2023 (JUNIOR): In second season with the Lobos led the team with 25 appearances all out of the bullpen...led the team and ranked seventh in the conference with three saves...struck out 39 hitters in 40 2/3 innings pitched...held an ERA of 5.53...earned four victories on the season...threw a season-high 4 2/3 innings on May 12 vs. Nevada...had a season-high six strikeouts on Feb. 17 vs. Oregon State and on April 6 vs. San Jose State...allowed zero or one earned runs in 20 of 25 appearances...had 12 shutout appearances including five in-a-row from March 17 to March 28...had a scoreless inning streak of 8 1/3.

2022 (SOPHOMORE): Key relief arm in first season with the Lobos...pitched in 17 games out of the bullpen...earned two saves...logged 39 innings while striking out 28 and walking just 10...earned two wins on the season...posted an ERA of 6.23...had a season-high four strikeouts on March 13 against Fresno State, and earned first collegiate win...earned first collegiate save on March 11 against Fresno State...threw a season-high four innings on two occasions...academic all-conference selection.

2021 (FRESHMAN, HOWARD COLLEGE): Pitched in four games in first collegiate season...totaled 7 2/3 innings, striking out seven hitters.

FREEDOM HS (CLASS OF 2020): First-team all-BVAL selection in 2019...graduated in the spring of 2020.

2024 GAME-BY-GAME

| Date | Opponent | GS | IP | H | R | ER | BB | SO | 2B | 3B | HR | WP | BK | HBP | IBB | Score | W-L | Sv | ERA | NP |
|--------|--------------------|----|-----|---|---|----|----|----|----|----|----|----|----|-----|-----|-------|-----|----|------|----|
| Feb 17 | vs CSU Bakersfield | | 1.1 | 0 | 0 | 0 | 0 | 2 | 0 | 0 | 0 | 0 | 0 | 0 | 0 | 4-3 | 0-0 | 1 | 0.00 | 13 |
| Feb 23 | SOUTH DAKOTA STA | | 2.0 | 4 | 2 | 2 | 0 | 3 | 1 | 0 | 1 | 0 | 0 | 0 | 0 | 12-11 | 1-0 | 1 | 5.40 | 38 |
| Totals | | 0 | 3.1 | 4 | 2 | 2 | 0 | 5 | 1 | 0 | 1 | 0 | 0 | 0 | 0 | 16-14 | 1-0 | 1 | 5.40 | - |

CAREER SUMMARY

| Year | era | w-l | app | gs | cq | sho | sv | ip | h | r | er | bb | so | 2b | 3b | hr | bf | bavq | wp | hbp | bk | sfa | sha |
|-------|-------|-----|-----|----|----|-----|----|------|-----|----|----|----|----|----|----|----|-----|------|----|-----|----|-----|-----|
| 2021* | 12.91 | 0-0 | 4 | 0 | 0 | 0/0 | 0 | 7.2 | 13 | 11 | 11 | 5 | 7 | 0 | 0 | 1 | 0 | .591 | 0 | 0 | 0 | 0 | 0 |
| 2022 | 6.23 | 2-2 | 17 | 0 | 0 | 0/1 | 3 | 39.0 | 52 | 34 | 27 | 10 | 28 | 12 | 3 | 5 | 184 | .321 | 3 | 9 | 0 | 2 | 1 |
| 2023 | 5.53 | 4-2 | 25 | 0 | 0 | 0/1 | 3 | 40.2 | 47 | 28 | 25 | 11 | 39 | 14 | 2 | 3 | 182 | .290 | 1 | 5 | 2 | 2 | 2 |
| TOTAL | 5.87 | 6-4 | 42 | 0 | 0 | 0/2 | 6 | 79.2 | 99 | 62 | 52 | 21 | 67 | 26 | 5 | 8 | 366 | .306 | 4 | 14 | 2 | 4 | 3 |
| All* | 6.49 | 6-4 | 46 | 0 | 0 | 0/2 | 6 | 87.1 | 112 | 73 | 63 | 26 | 74 | 26 | 5 | 9 | 366 | .324 | 4 | 14 | 2 | 4 | 3 |



DEREK MONTIJO

INF/OF • 6-0 • FR.
Rio Rico, Ariz. • Nogales HS

7

NOGALES HS (CLASS OF 2023): 1st Team All Region, 2nd Team All Conference, 5A State Runner Up ... batted .383 in his senior season.



KONNER KINKADE

INF • 5-10 • SR.
Pullman, Wash. • Pullman HS



2023 (JUNIOR): In debut season with the Lobos played in 35 games and earned 10 starts in the infield...batted .268 in 56 at-bats with four doubles and two home runs...supplied a walk-off sacrifice fly on April 11 vs. CSU Pueblo...connected on first collegiate home run on April 7 vs. San Jose State...reached base at a clip of .425 and slugged .446...matched season high of two hits on two occasions...had a career-high eight assists on March 28 vs. Texas Tech...had a season-high four putouts on April 2 vs. San Diego State...drove in 12 runs and crossed the plate 13 times...posted a fielding percentage of .944 with 30 putouts, 38 assists, and four errors...had a hand in 11 of the Lobos' 48 double plays.

2022 (SOPHOMORE, CSU BAKERSFIELD): Made 15 appearances and two starts, contributing mainly as a pinch hit option off the CSUB bench...Finished 5-for-22 with a double and a pair of RBI...Walked three times, was hit twice for a .370 on-base percentage and scored four runs...Drove in a run with a pinch-hit single in the team's win at Fresno State...Plated the winning run with an RBI ground out in a 2-1 victory over Pacific...2-for-4 in series at UC Santa Barbara.

2021 (FRESHMAN, CSU BAKERSFIELD): Made two appearances and one start during freshman campaign...Made first-career start at Santa Clara on Mar. 7.

PULLMAN HS (CLASS OF 2019): Named team and Great Northern League MVP as a senior...Led team to league championships in 2018 and 2019...Earned All-State accolades in 2019...Also competed in football and basketball...Named League MVP and earned All-State selection in football during senior season.

2024 GAME-BY-GAME

| Date | Opponent | Pos | AB | R | H | RBI | 2B | 3B | HR | BB | SB | CS | HBP | SAC | SF | GDP | K | PO | A | E | Avg |
|--------|--------------------|-------|----|---|---|-----|----|----|----|----|----|----|-----|-----|----|-----|---|----|----|---|------|
| Feb 16 | vs Oregon State | ph | 0 | 0 | 0 | 0 | 0 | 0 | 0 | 1 | 0 | 0 | 0 | 0 | 0 | 0 | 0 | 0 | 0 | 0 | .000 |
| Feb 17 | vs CSU Bakersfield | *of | 3 | 0 | 1 | 0 | 0 | 0 | 0 | 0 | 0 | 0 | 0 | 0 | 0 | 0 | 1 | 2 | 0 | 0 | .333 |
| Feb 18 | vs Minnesota | *2b | 4 | 0 | 0 | 0 | 0 | 0 | 0 | 0 | 0 | 0 | 0 | 0 | 0 | 0 | 1 | 2 | 2 | 0 | .143 |
| Feb 19 | vs CSU Bakersfield | pr/2b | 3 | 2 | 1 | 2 | 0 | 0 | 0 | 0 | 0 | 0 | 0 | 0 | 0 | 0 | 0 | 1 | 1 | 0 | .200 |
| Feb 22 | SOUTH DAKOTA STA | *2b | 3 | 2 | 1 | 0 | 0 | 0 | 0 | 1 | 0 | 0 | 0 | 0 | 0 | 0 | 1 | 1 | 2 | 0 | .231 |
| Feb 23 | SOUTH DAKOTA STA | 2b | 1 | 0 | 1 | 1 | 1 | 0 | 0 | 0 | 0 | 0 | 0 | 0 | 0 | 0 | 0 | 0 | 0 | 0 | .286 |
| Feb 24 | SOUTH DAKOTA STA | *2b | 3 | 1 | 2 | 1 | 0 | 0 | 0 | 1 | 0 | 0 | 0 | 0 | 1 | 0 | 0 | 2 | 4 | 0 | .353 |
| Feb 24 | SOUTH DAKOTA STA | *2b | 3 | 1 | 2 | 3 | 0 | 0 | 0 | 2 | 0 | 0 | 0 | 0 | 0 | 0 | 1 | 2 | 1 | 0 | .400 |
| Totals | | 5gs | 20 | 6 | 8 | 7 | 1 | 0 | 0 | 5 | 0 | 0 | 0 | 0 | 1 | 0 | 4 | 10 | 10 | 0 | .400 |

On base pct. .500 • Slugging pct. .450

CAREER SUMMARY

| Year | avg | gp-gs | ab | r | h | 2b | 3b | hr | rbi | tb | slg% | bb | hbp | so | qdp | ob% | sf | sh | sb-att | po | a | e | fld% |
|-------|------|-------|-----|----|----|----|----|----|-----|----|------|----|-----|----|-----|------|----|----|--------|-----|----|---|-------|
| 2020* | .000 | 2-1 | 6 | 0 | 0 | 0 | 0 | 0 | 0 | 0 | .000 | 0 | 0 | 2 | 0 | .000 | 0 | 0 | 0-0 | 1 | 1 | 1 | .667 |
| 2021* | .227 | 15-2 | 22 | 4 | 5 | 1 | 0 | 0 | 2 | 6 | .273 | 3 | 2 | 5 | 0 | .370 | 0 | 0 | 0-0 | 2 | 0 | 0 | 1.000 |
| 2022* | .283 | 30-30 | 99 | 17 | 28 | 9 | 2 | 0 | 9 | 41 | .414 | 10 | 2 | 16 | 2 | .354 | 2 | 1 | 0-3 | 107 | 36 | 3 | .979 |
| 2023 | .268 | 35-10 | 56 | 13 | 15 | 4 | 0 | 2 | 12 | 25 | .446 | 15 | 1 | 8 | 1 | .425 | 1 | 0 | 0-0 | 30 | 38 | 4 | .944 |
| TOTAL | .268 | 35-10 | 56 | 13 | 15 | 4 | 0 | 2 | 12 | 25 | .446 | 15 | 1 | 8 | 1 | .425 | 1 | 0 | 0-0 | 30 | 38 | 4 | .944 |
| All* | .262 | 82-43 | 183 | 34 | 48 | 14 | 2 | 2 | 23 | 72 | .393 | 28 | 5 | 31 | 3 | .370 | 3 | 1 | 0-3 | 140 | 75 | 8 | .964 |



JOSH MCALISTER

INF • 6-2 • JR.
Homewood, Ill. • Homewood HS

9

2023 (SOPHOMORE, OHIO STATE): Played in 36 games and started in 35 ... Batted .200 with 26 runs scored, 22 hits, four homeruns and 18 RBIs ... Went 8-for-9 in stolen bases ... Had a season-high three RBIs three times.

2022 (FRESHMAN, OHIO STATE): Played in 18 games during his freshman campaign, starting 11 of them at shortstop. Batted .257 with three doubles and nine runs scored across 35 at-bats, reaching base at a .447 clip ... In games he played from March 11 at West Virginia through April 1 against Nebraska, McAlister had a five-game hit streak ... On May 19 against Cincinnati, McAlister had two doubles and an RBI in the 5-3 win.

COACH BROWN ON MCALISTER: "Very athletic, good defensive player; has some juice in his bat and can hit doubles and home runs. He brings some experience at the Division I level coming in."

2024 GAME-BY-GAME

| Date | Opponent | Pos | AB | R | H | RBI | 2B | 3B | HR | BB | SB | CS | HBP | SAC | SF | GDP | K | PO | A | E | Avg |
|--------|--------------------|--------|----|---|---|-----|----|----|----|----|----|----|-----|-----|----|-----|---|----|----|---|------|
| Feb 16 | vs Oregon State | *3b | 4 | 1 | 2 | 1 | 0 | 0 | 0 | 0 | 0 | 0 | 0 | 0 | 0 | 0 | 1 | 0 | 1 | 0 | .500 |
| Feb 17 | vs CSU Bakersfield | *3b | 4 | 1 | 1 | 1 | 0 | 0 | 1 | 0 | 0 | 0 | 0 | 0 | 0 | 0 | 0 | 0 | 0 | 0 | .375 |
| Feb 18 | vs Minnesota | *3b/ss | 3 | 0 | 0 | 0 | 0 | 0 | 0 | 1 | 0 | 0 | 0 | 0 | 0 | 0 | 2 | 0 | 3 | 0 | .273 |
| Feb 19 | vs CSU Bakersfield | *3b | 3 | 1 | 1 | 0 | 0 | 0 | 0 | 1 | 2 | 0 | 0 | 0 | 0 | 0 | 1 | 0 | 2 | 0 | .286 |
| Feb 22 | SOUTH DAKOTA STA | *3b | 5 | 0 | 1 | 0 | 0 | 0 | 0 | 0 | 0 | 0 | 0 | 0 | 0 | 0 | 2 | 0 | 1 | 0 | .263 |
| Feb 23 | SOUTH DAKOTA STA | *3b | 5 | 1 | 1 | 0 | 0 | 0 | 0 | 1 | 0 | 0 | 0 | 0 | 0 | 0 | 0 | 1 | 2 | 1 | .250 |
| Feb 24 | SOUTH DAKOTA STA | *3b | 4 | 1 | 2 | 1 | 0 | 0 | 0 | 0 | 1 | 0 | 0 | 1 | 0 | 0 | 0 | 1 | 2 | 0 | .286 |
| Feb 24 | SOUTH DAKOTA STA | *3b | 3 | 1 | 0 | 0 | 0 | 0 | 0 | 0 | 0 | 0 | 1 | 0 | 0 | 1 | 0 | 0 | 0 | 0 | .258 |
| Totals | | 8gs | 31 | 6 | 8 | 3 | 0 | 0 | 1 | 3 | 3 | 0 | 1 | 1 | 0 | 1 | 6 | 2 | 11 | 1 | .258 |

On base pct. .343 • Slugging pct. .355

CAREER SUMMARY

| Year | avg | gp-gs | ab | r | h | 2b | 3b | hr | rbi | tb | slg% | bb | hbp | so | gdp | ob% | sf | sh | sb-att | po | a | e | fld% |
|-------|------|-------|-----|----|----|----|----|----|-----|----|------|----|-----|----|-----|------|----|----|--------|----|----|----|------|
| 2022 | .257 | 18-11 | 35 | 9 | 9 | 3 | 0 | 0 | 2 | 12 | .343 | 8 | 4 | 11 | 1 | .447 | 0 | 1 | 0-0 | 12 | 15 | 7 | .794 |
| 2023 | .200 | 36-35 | 110 | 26 | 22 | 1 | 2 | 4 | 18 | 39 | .355 | 25 | 4 | 32 | 0 | .364 | 1 | 2 | 8-9 | 63 | 83 | 7 | .954 |
| TOTAL | .214 | 54-46 | 145 | 35 | 31 | 4 | 2 | 4 | 20 | 51 | .352 | 33 | 8 | 43 | 1 | .385 | 1 | 3 | 8-9 | 75 | 98 | 14 | .925 |



AUSTIN MUNGUIA

C • 5-10 • JR.
Round Rock, Texas • Round Rock HS

10

2023 (SOPHOMORE, CISCO COLLEGE): Hit .396 on the season as a sophomore, finishing the season with 44 hits, six doubles, two triples, four homers and 34 RBI while drawing 13 walks and stealing three bases.

2022 (FRESHMAN, NAVARRO COLLEGE): Played in five games, finishing the season with four hits and an RBI for a .286 batting average.

2024 GAME-BY-GAME

| Date | Opponent | Pos | AB | R | H | RBI | 2B | 3B | HR | BB | SB | CS | HBP | SAC | SF | GDP | K | PO | A | E | Avg |
|--------|--------------|------|----|---|---|-----|----|----|----|----|----|----|-----|-----|----|-----|---|----|---|---|------|
| Feb 18 | vs Minnesota | pr/c | 0 | 0 | 0 | 0 | 0 | 0 | 0 | 0 | 0 | 0 | 0 | 0 | 0 | 0 | 0 | 2 | 0 | 0 | .000 |
| Totals | | 0gs | 0 | 0 | 0 | 0 | 0 | 0 | 0 | 0 | 0 | 0 | 0 | 0 | 0 | 0 | 0 | 2 | 0 | 0 | .000 |

On base pct. .000 • Slugging pct. .000



SEAN STEPHENS

OF • 5-11 • SR.
Forney, Texas • Forney HS



2023 (JUNIOR): In second season with the Lobos played in 37 games and made 10 starts primarily in center field...batted .349 in 63 at-bats with five doubles, one triple, and one home run...reached base at a clip of .388 and slugged .508...stole four bases in six attempts...committed just one error in 43 chances for a fielding percentage of .977...scored 11 runs and drove in eight...had a season-high three hits on April 25 at Arizona and April 29 vs. Fresno State...sent the Lobos home victorious with a walk-off single on Feb. 20 against Minnesota...had a season-high five putouts on April 25 at Arizona and May 19 at San Diego State.

2022 (SOPHOMORE): In first season with the Lobos saw action in 37 games primarily as the right fielder...led the team with six stolen bases...had four doubles and three home runs...drove in 14 runs...batted .277 and scored 31 runs...had a season-high five hits and four RBIs on May 7 at Nevada...academic all-conference selection.

2021 (FRESHMAN, ODESSA COLLEGE): Played in 42 games in second season...posted a slash line of .349/.433/.530...racked up eight doubles, two triples, and five home runs...drove in 33 runs...led the team with 15 stolen bases...ranked third on the team with 42 runs scored...had a season-high five RBIs on April 27 against Midland.

2020 (COVID FRESHMAN, ODESSA COLLEGE): In his debut collegiate season played in 22 games before the coronavirus pandemic canceled the campaign...batted .414 with three doubles, three triples, and one home run...ranked third on the team with 20 RBIs and 25 runs scored...stole seven bases...put together an OPS of 1.052...picked up first collegiate hit in first game on Feb. 1 against Cisco College...hit first collegiate home run on Feb. 8 against Western Oklahoma State.

FORNEY HS (CLASS OF 2019): As a senior in 2019 batted .420 while striking out just seven times in 117 plate appearances...helped the team to a runner-up finish at the state tournament in 2018...collected 42 stolen bases in prep career...also competed in football, where he was a first team all-district running back...member of the National Honor Society and was in the top-10 percent of his school academically.

2024 GAME-BY-GAME

| Date | Opponent | Pos | AB | R | H | RBI | 2B | 3B | HR | BB | SB | CS | HBP | SAC | SF | GDP | K | PO | A | E | Avg |
|--------|--------------------|-----|----|---|---|-----|----|----|----|----|----|----|-----|-----|----|-----|---|----|---|---|------|
| Feb 16 | vs Oregon State | *of | 4 | 1 | 2 | 0 | 0 | 0 | 0 | 0 | 0 | 0 | 0 | 0 | 0 | 0 | 0 | 1 | 0 | 0 | .500 |
| Feb 17 | vs CSU Bakersfield | *of | 4 | 0 | 0 | 0 | 0 | 0 | 0 | 0 | 0 | 0 | 0 | 0 | 0 | 0 | 0 | 2 | 0 | 0 | .250 |
| Feb 19 | vs CSU Bakersfield | *of | 3 | 0 | 1 | 0 | 0 | 0 | 0 | 2 | 0 | 0 | 0 | 0 | 0 | 0 | 0 | 4 | 0 | 0 | .273 |
| Feb 22 | SOUTH DAKOTA STA | *of | 3 | 0 | 1 | 2 | 0 | 1 | 0 | 1 | 0 | 0 | 0 | 0 | 0 | 0 | 1 | 0 | 0 | 0 | .286 |
| Feb 23 | SOUTH DAKOTA STA | *of | 3 | 2 | 3 | 0 | 1 | 1 | 0 | 2 | 1 | 0 | 0 | 0 | 0 | 0 | 0 | 3 | 0 | 0 | .412 |
| Feb 24 | SOUTH DAKOTA STA | *of | 3 | 0 | 0 | 0 | 0 | 0 | 0 | 1 | 0 | 0 | 0 | 0 | 0 | 0 | 0 | 1 | 0 | 0 | .350 |
| Feb 24 | SOUTH DAKOTA STA | *of | 4 | 0 | 2 | 2 | 0 | 0 | 0 | 0 | 1 | 1 | 0 | 0 | 0 | 1 | 0 | 1 | 0 | 0 | .375 |
| Totals | | 7gs | 24 | 3 | 9 | 4 | 1 | 2 | 0 | 6 | 2 | 1 | 0 | 0 | 0 | 1 | 1 | 12 | 0 | 0 | .375 |

On base pct. .500 • Slugging pct. .583

CAREER SUMMARY

| Year | avg | gp-gs | ab | r | h | 2b | 3b | hr | rbi | tb | slg% | bb | hbp | so | gdp | ob% | sf | sh | sb-att | po | a | e | fld% |
|-------|------|--------|-----|-----|-----|----|----|----|-----|-----|------|----|-----|----|-----|------|----|----|--------|-----|----|----|------|
| 2020* | .414 | 22-22 | 70 | 25 | 29 | 3 | 3 | 1 | 20 | 41 | .586 | 8 | 2 | 8 | 0 | .476 | 2 | 0 | 7-8 | 27 | 0 | 1 | .964 |
| 2021* | .349 | 42-42 | 149 | 42 | 52 | 8 | 2 | 5 | 33 | 79 | .530 | 17 | 5 | 22 | 0 | .433 | 0 | 0 | 15-18 | 82 | 43 | 8 | .940 |
| 2022 | .277 | 37-25 | 112 | 31 | 31 | 4 | 0 | 3 | 14 | 44 | .393 | 14 | 2 | 30 | 0 | .364 | 1 | 1 | 6-7 | 62 | 1 | 2 | .969 |
| 2023 | .349 | 37-10 | 63 | 11 | 22 | 5 | 1 | 1 | 8 | 32 | .508 | 3 | 1 | 11 | 0 | .388 | 0 | 0 | 4-6 | 41 | 1 | 1 | .977 |
| TOTAL | .303 | 74-35 | 175 | 42 | 53 | 9 | 1 | 4 | 22 | 76 | .434 | 17 | 3 | 41 | 0 | .372 | 1 | 1 | 10-13 | 103 | 2 | 3 | .972 |
| All* | .340 | 138-99 | 394 | 109 | 134 | 20 | 6 | 10 | 75 | 196 | .497 | 42 | 10 | 71 | 0 | .414 | 3 | 1 | 32-39 | 212 | 45 | 12 | .955 |



WILL ASBY

OF • 5-11 • SR.
Sacramento, Calif. • Jesuit HS

12

2023 (JUNIOR, SAN FRANCISCO): Played in 41 games and started 38 ... batted .263 on the season with 40 hits, 10 doubles, a triple and seven homers while driving in 26 RBI ... Posted a .982 fielding percentage in the outfield.

2022 (SOPHOMORE, SACRAMENTO CITY COLLEGE): Appeared in 34 games, batting .316 on the season ... Posted a slash line of .316/.401/.470 with 4 home runs and a team-high 26 RBI to go along with 20 runs scored, 15 walks and two stolen bases.

2021 (FRESHMAN, SACRAMENTO CITY COLLEGE): Played in 11 games in his first collegiate season, driving in five runs on three hits.

2024 GAME-BY-GAME

| Date | Opponent | Pos | AB | R | H | RBI | 2B | 3B | HR | BB | SB | CS | HBP | SAC | SF | GDP | K | PO | A | E | Avg |
|--------|--------------------|-----|----|---|---|-----|----|----|----|----|----|----|-----|-----|----|-----|---|----|---|---|------|
| Feb 16 | vs Oregon State | ph | 1 | 0 | 0 | 0 | 0 | 0 | 0 | 0 | 0 | 0 | 0 | 0 | 0 | 0 | 0 | 0 | 0 | 0 | .000 |
| Feb 17 | vs CSU Bakersfield | *of | 3 | 2 | 3 | 3 | 0 | 0 | 2 | 0 | 0 | 0 | 0 | 0 | 0 | 0 | 0 | 3 | 0 | 0 | .750 |
| Feb 18 | vs Minnesota | *of | 2 | 0 | 0 | 0 | 0 | 0 | 0 | 2 | 0 | 0 | 0 | 0 | 0 | 0 | 0 | 2 | 0 | 0 | .500 |
| Feb 19 | vs CSU Bakersfield | *of | 4 | 0 | 1 | 1 | 0 | 0 | 0 | 0 | 0 | 0 | 0 | 0 | 0 | 0 | 1 | 1 | 0 | 0 | .400 |
| Feb 22 | SOUTH DAKOTA STA | *dh | 5 | 0 | 0 | 0 | 0 | 0 | 0 | 0 | 0 | 0 | 0 | 0 | 0 | 0 | 1 | 0 | 0 | 0 | .267 |
| Feb 23 | SOUTH DAKOTA STA | *of | 4 | 0 | 1 | 0 | 0 | 0 | 0 | 2 | 0 | 0 | 0 | 0 | 0 | 0 | 0 | 2 | 0 | 0 | .263 |
| Feb 24 | SOUTH DAKOTA STA | ph | 1 | 0 | 1 | 1 | 0 | 0 | 0 | 0 | 0 | 0 | 0 | 0 | 0 | 0 | 0 | 0 | 0 | 0 | .300 |
| Feb 24 | SOUTH DAKOTA STA | *of | 3 | 2 | 2 | 4 | 1 | 0 | 1 | 2 | 0 | 0 | 0 | 0 | 0 | 0 | 0 | 1 | 0 | 0 | .348 |
| Totals | | 6gs | 23 | 4 | 8 | 9 | 1 | 0 | 3 | 6 | 0 | 0 | 0 | 0 | 0 | 0 | 2 | 9 | 0 | 0 | .348 |

On base pct. .483 • Slugging pct. .783

CAREER SUMMARY (SAN FRANCISCO 2023)

| | AVG | GP | GS | AB | R | H | 2B | 3B | HR | RBI | SLG% | BB | HBP | SO | GDP | OB% | SF | SH | SB |
|------|------|----|----|-----|----|----|----|----|----|-----|------|----|-----|----|-----|------|----|----|----|
| 2023 | .263 | 41 | 38 | 152 | 20 | 40 | 10 | 1 | 7 | 26 | .480 | 16 | 3 | 33 | 7 | .341 | 2 | 0 | 2 |



BRETT RUSSELL

RHP • 6-0 • SR.
Enid, Okla. • Enid HS

13

2023 (JUNIOR): Voted team captain by players...in second season with Lobos pitched in five games out of the bullpen...tallied 5 2/3 innings pitched...struck out seven hitters...threw a season-high 2 1/3 innings on Feb. 19 vs. Oregon State...threw one shutout inning at Grand Canyon on March 14...had a season-high three strikeouts on April 8 vs. San Jose State.

2022 (SOPHOMORE): In first season on the Lobo staff pitched in 15 games and led the team with 14 starts...ranked second on the team with 59 innings pitched and 46 strikeouts...earned first win as a Lobo on March 26 at Air Force...had a season-high eight strikeouts on March 5 at San Jose State...academic all-conference selection...named a Mountain West Scholar Athlete.

2021 (FRESHMAN, SEMINOLE STATE COLLEGE): Pitched in 14 games, making 11 starts and picking up five wins in second collegiate season...logged 55 innings while striking out 77 for an average of 12.6 strikeouts per game...reached double-figure strikeouts on two occasions, including a season-high 13 strikeouts on March 11 against Northeastern Oklahoma A&M...threw a season-high 6 2/3 innings on April 1 against Connors State College...NJCAA Academic All-American for the second straight season.

2020 (COVID FRESHMAN, SEMINOLE STATE COLLEGE): Pitched in seven games during the coronavirus-shortened 2020 season...made six starts and collected three wins...struck out 46 hitters in 29 innings, for a strikeout-per-game rate of 14.28...named an NJCAA Academic All-American.

ENID HS (CLASS OF 2019): Helped his team to the 2018 Class 6A district championship...graduated in the spring of 2019.

2024 GAME-BY-GAME

| Date | Opponent | GS | IP | H | R | ER | BB | SO | 2B | 3B | HR | WP | BK | HBP | IBB | Score | W-L | Sv | ERA | NP |
|--------|------------------|----|-----|---|---|----|----|----|----|----|----|----|----|-----|-----|-------|-----|----|------|----|
| Feb 22 | SOUTH DAKOTA STA | | 5.0 | 2 | 4 | 2 | 0 | 8 | 1 | 0 | 0 | 1 | 0 | 1 | 0 | 5-11 | 0-0 | 0 | 3.60 | 74 |
| Totals | | 0 | 5.0 | 2 | 4 | 2 | 0 | 8 | 1 | 0 | 0 | 1 | 0 | 1 | 0 | 5-11 | 0-0 | 0 | 3.60 | - |

CAREER SUMMARY

| Year | era | w-l | app | qs | cq | sho | sv | ip | h | r | er | bb | so | 2b | 3b | hr | bf | bavg | wp | hbp | bk | sfa | sha |
|-------|-------|------|-----|----|----|-----|----|-------|-----|-----|-----|----|-----|----|----|----|-----|------|----|-----|----|-----|-----|
| 2020* | 3.41 | 3-0 | 7 | 6 | 0 | 0/0 | 0 | 29.0 | 19 | 13 | 11 | 20 | 46 | 1 | 0 | 1 | 0 | .213 | 2 | 1 | 2 | 0 | 0 |
| 2021* | 6.38 | 5-5 | 14 | 11 | 0 | 0/0 | 0 | 55.0 | 50 | 59 | 39 | 34 | 77 | 0 | 0 | 7 | 0 | .287 | 6 | 8 | 1 | 0 | 0 |
| 2022 | 8.69 | 1-6 | 15 | 14 | 0 | 0/0 | 0 | 59.0 | 107 | 69 | 57 | 29 | 46 | 25 | 2 | 9 | 317 | .386 | 9 | 6 | 1 | 2 | 3 |
| 2023 | 17.47 | 0-1 | 5 | 0 | 0 | 0/0 | 0 | 5.2 | 16 | 12 | 11 | 4 | 7 | 3 | 1 | 3 | 37 | .500 | 0 | 0 | 0 | 1 | 0 |
| TOTAL | 9.46 | 1-7 | 20 | 14 | 0 | 0/0 | 0 | 64.2 | 123 | 81 | 68 | 33 | 53 | 28 | 3 | 12 | 354 | .398 | 9 | 6 | 1 | 3 | 3 |
| All* | 7.14 | 9-12 | 41 | 31 | 0 | 0/0 | 0 | 148.2 | 192 | 153 | 118 | 87 | 176 | 29 | 3 | 20 | 354 | .336 | 17 | 15 | 4 | 3 | 3 |



AKILI CARRIS

INF • 6-2 • SO.
Albuquerque, N.M. • La Cueva HS

14

2023 (FRESHMAN): In debut collegiate season saw action in eight games coming off the bench...picked up first collegiate hit in career debut on Feb. 24 vs. Northern Colorado...went 1-for-7 on the season...scored a pair of runs...made a season-high four defensive plays on Feb. 24 vs. Northern Colorado.. Represented Greece at the Euro Baseball Championships in fall of '23,
LA CUEVA HS (CLASS OF 2022): Helped team to a state championship in 2021...two-time first-team all-state and all-district shortstop...two-time Albuquerque Metro Player of the Year...named the 2022 district player of the year...two-time first-team all-academic...as a senior in 2022 hit .495 with seven home runs, 15 doubles, and 38 RBIs...reached base at a clip of .564...as a junior in 2021 hit .456 with 10 doubles, 34 RBIs, and a .512 on-base percentage...named the La Cueva male science student of the year in 2022...also competed for the Albuquerque Baseball Academy.

2023 GAME-BY-GAME

| Date | Opponent | Pos | AB | R | H | RBI | 2B | 3B | HR | BB | SB | CS | HBP | SAC | SF | GDP | K | PO | A | E | Avg |
|-----------|---------------------|-------|----|---|---|-----|----|----|----|----|----|----|-----|-----|----|-----|---|----|---|---|------|
| 2/24/2023 | NORTHERN COLORA | ph/2b | 2 | 2 | 1 | 0 | 0 | 0 | 0 | 0 | 0 | 0 | 1 | 0 | 0 | 0 | 0 | 1 | 3 | 0 | .500 |
| 2/25/2023 | NORTHERN COLORA | ph/2b | 1 | 0 | 0 | 0 | 0 | 0 | 0 | 0 | 0 | 0 | 0 | 0 | 0 | 0 | 1 | 0 | 0 | 0 | .333 |
| 3/4/2023 | ST. BONAVENTURE-1 | ph | 1 | 0 | 0 | 0 | 0 | 0 | 0 | 0 | 0 | 0 | 0 | 0 | 0 | 0 | 0 | 0 | 0 | 0 | .250 |
| 3/4/2023 | ST. BONAVENTURE-2 | ph/2b | 1 | 0 | 0 | 0 | 0 | 0 | 0 | 0 | 0 | 0 | 0 | 0 | 0 | 0 | 1 | 1 | 0 | 0 | .200 |
| 4/8/2023 | SAN JOSE STATE | pr/2b | 1 | 0 | 0 | 0 | 0 | 0 | 0 | 0 | 0 | 0 | 0 | 0 | 0 | 0 | 0 | 0 | 1 | 1 | .167 |
| 4/11/2023 | CSU PUEBLO | pr/dh | 0 | 0 | 0 | 0 | 0 | 0 | 0 | 0 | 0 | 0 | 0 | 0 | 0 | 0 | 0 | 0 | 0 | 0 | .167 |
| 4/12/2023 | CSU PUEBLO | pr | 0 | 0 | 0 | 0 | 0 | 0 | 0 | 0 | 0 | 0 | 0 | 0 | 0 | 0 | 0 | 0 | 0 | 0 | .167 |
| 5/16/2023 | at New Mexico State | ph/ss | 1 | 0 | 0 | 0 | 0 | 0 | 0 | 0 | 0 | 0 | 0 | 0 | 0 | 0 | 0 | 0 | 0 | 0 | .143 |
| Totals | | Ogs | 7 | 2 | 1 | 0 | 0 | 0 | 0 | 0 | 0 | 0 | 1 | 0 | 0 | 0 | 2 | 2 | 4 | 1 | .143 |

CAREER SUMMARY

| Year | avg | gp-gs | ab | r | h | 2b | 3b | hr | rbi | tb | slg% | bb | hbp | so | gdp | ob% | sf | sh | sb-att | po | a | e | fld% |
|-------|------|-------|----|---|---|----|----|----|-----|----|------|----|-----|----|-----|------|----|----|--------|----|---|---|------|
| 2023 | .143 | 8-0 | 7 | 2 | 1 | 0 | 0 | 0 | 0 | 1 | .143 | 0 | 1 | 2 | 0 | .250 | 0 | 0 | 0-0 | 2 | 4 | 1 | .857 |
| TOTAL | .143 | 8-0 | 7 | 2 | 1 | 0 | 0 | 0 | 0 | 1 | .143 | 0 | 1 | 2 | 0 | .250 | 0 | 0 | 0-0 | 2 | 4 | 1 | .857 |



KHALIL WALKER

OF • 5-10 • JR.
Mansfield, Texas • Timberview HS

15

2022-23 (FRESHMAN/SOPHOMORE, EASTERN ARIZONA COLLEGE): First Team All ACCAC 2022 & 2023. Second Team NJCAA All Region 2022 & 2023. Arizona NJCAA Gold Glove 2022 & 2023.
MANSFIELD TIMBERVIEW HS (CLASS OF 2021): District 5-5A Offensive MVP following 2021 season... graduated that spring.

2024 GAME-BY-GAME

| Date | Opponent | Pos | AB | R | H | RBI | 2B | 3B | HR | BB | SB | CS | HBP | SAC | SF | GDP | K | PO | A | E | Avg |
|--------|--------------------|-----|----|---|---|-----|----|----|----|----|----|----|-----|-----|----|-----|---|----|---|---|------|
| Feb 16 | vs Oregon State | *of | 2 | 1 | 0 | 0 | 0 | 0 | 0 | 3 | 0 | 1 | 0 | 0 | 0 | 0 | 0 | 1 | 0 | 0 | .000 |
| Feb 17 | vs CSU Bakersfield | of | 0 | 0 | 0 | 0 | 0 | 0 | 0 | 0 | 0 | 0 | 0 | 0 | 0 | 0 | 0 | 2 | 0 | 0 | .000 |
| Feb 18 | vs Minnesota | *of | 4 | 1 | 1 | 0 | 1 | 0 | 0 | 1 | 0 | 0 | 0 | 0 | 0 | 0 | 2 | 0 | 0 | 0 | .167 |
| Feb 19 | vs CSU Bakersfield | of | 1 | 0 | 0 | 0 | 0 | 0 | 0 | 0 | 0 | 0 | 0 | 0 | 0 | 0 | 1 | 0 | 0 | 0 | .143 |
| Feb 22 | SOUTH DAKOTA STA | *of | 4 | 0 | 1 | 1 | 0 | 0 | 0 | 1 | 0 | 0 | 0 | 0 | 0 | 0 | 2 | 3 | 0 | 0 | .182 |
| Feb 23 | SOUTH DAKOTA STA | *of | 4 | 3 | 2 | 1 | 0 | 0 | 0 | 2 | 0 | 0 | 0 | 0 | 0 | 0 | 0 | 1 | 0 | 0 | .267 |
| Feb 24 | SOUTH DAKOTA STA | *of | 4 | 1 | 1 | 0 | 0 | 0 | 0 | 1 | 0 | 0 | 0 | 0 | 0 | 0 | 0 | 3 | 0 | 0 | .263 |
| Totals | | 5gs | 19 | 6 | 5 | 2 | 1 | 0 | 0 | 8 | 0 | 1 | 0 | 0 | 0 | 0 | 5 | 10 | 0 | 0 | .263 |

On base pct. .481 • Slugging pct. .316



CRISTIAN MOGEN

INF/RHP • 6-0 • FR.
Peoria, Ariz. • Centennial HS

17

CENTENNIAL HS (CLASS OF 2023): 1st Team All-Region, 1st Team All-State ... Led a 22-win Centennial team with .462 batting average, 40 runs scored, 37 hits, 30 RBI to go with a 7-2 record and 1.52 ERA on the mound.

2024 GAME-BY-GAME

| Date | Opponent | GS | IP | H | R | ER | BB | SO | 2B | 3B | HR | WP | BK | HBP | IBB | Score | W-L | Sv | ERA | NP |
|--------|--------------------|----|-----|---|---|----|----|----|----|----|----|----|----|-----|-----|-------|-----|----|------|----|
| Feb 19 | vs CSU Bakersfield | | 2.0 | 2 | 0 | 0 | 0 | 0 | 1 | 0 | 0 | 0 | 0 | 0 | 0 | 6-2 | 1-0 | 0 | 0.00 | 26 |
| Totals | | 0 | 2.0 | 2 | 0 | 0 | 0 | 0 | 1 | 0 | 0 | 0 | 0 | 0 | 0 | 6-2 | 1-0 | 0 | 0.00 | - |



JAKE HOLLAND

C • 6-4 • SR.
Orlando, Fla. • Montverde Academy

18

2023 (JUNIOR): In first season with the Lobos earned mention on the Buster Posey National Collegiate Catcher of the Year Award watch list...started 34 games and played in 41 behind the plate...ranked third on the team and fifth in the conference with 12 home runs...ranked third on the team and fifth in the conference with a slugging percentage of .633...reached base at a clip of .371...hit a walk-off home run on March 28 vs. Texas Tech...hit two home runs on March 3 vs. St. Bonaventure and again on April 23 at Air Force...added seven doubles and a triple among 50 hits...totaled 39 RBIs and 29 runs scored...batted .333 on the season...defensively committed just two errors in 245 chances for a fielding percentage of .992...had a season-high three hits on four occasions...had a season-high five RBIs and nine total bases on March 3 vs. St. Bonaventure...had a season-high 13 putouts on Feb. 17 vs. Oregon State...had a season-high three assists on April 30 vs. Fresno State.

2022 (SOPHOMORE, CHIPOLA COLLEGE): As a sophomore played in 32 games primarily as a catcher...tallied six home runs and 17 RBIs...slashed .221/.257/.442...posted a .976 fielding percentage in 208 chances...drove in a season-high five runs on Jan. 28 against College of Central Florida.

2021 (FRESHMAN, GEORGIA TECH): Played in 15 games, making eight starts in second season in the program...had one home run and six RBIs in 38 at-bats...hit first collegiate home run on Feb. 19 against Eastern Kentucky...had a season-high two hits on Feb. 28 at NC State...committed just two errors in 47 defensive chances.

2020 (COVID FRESHMAN, GEORGIA TECH): Appeared in 15 games, making 14 starts at catcher in the shortened 2020 season ... Finished with six hits, three doubles and three RBI on the year ... Drew three walks ... Recorded a .978 fielding percentage behind the dish ... Caught four would-be base thieves ... Finished the year hitting .158 ... Was a part of the first all-freshmen Opening Day battery in Georgia Tech history on Feb. 14 against St. Peter's with Zach Maxwell ... Had two crucial hits, including a double, in the come-from-behind win at Georgia Southern (Feb. 18) ... Recorded a hit and a walk against then-No. 4 Georgia (Feb. 28) ... Also recorded an RBI single against then-No. 14 Auburn (March 10) to close the season...ACC academic honor roll selection.

2024 GAME-BY-GAME

| Date | Opponent | Pos | AB | R | H | RBI | 2B | 3B | HR | BB | SB | CS | HBP | SAC | SF | GDP | K | PO | A | E | Avg |
|--------|--------------------|-----|----|---|---|-----|----|----|----|----|----|----|-----|-----|----|-----|----|----|---|---|------|
| Feb 16 | vs Oregon State | *c | 4 | 2 | 2 | 1 | 1 | 0 | 1 | 0 | 0 | 0 | 0 | 0 | 0 | 0 | 0 | 9 | 1 | 0 | .500 |
| Feb 18 | vs Minnesota | *c | 4 | 0 | 1 | 1 | 1 | 0 | 0 | 0 | 0 | 0 | 0 | 0 | 0 | 0 | 2 | 6 | 0 | 0 | .375 |
| Feb 19 | vs CSU Bakersfield | *dh | 2 | 0 | 0 | 0 | 0 | 0 | 0 | 1 | 0 | 0 | 0 | 0 | 0 | 1 | 1 | 0 | 0 | 0 | .300 |
| Feb 22 | SOUTH DAKOTA STA | *c | 4 | 0 | 1 | 1 | 1 | 0 | 0 | 0 | 0 | 0 | 0 | 0 | 1 | 0 | 14 | 0 | 0 | 0 | .286 |
| Feb 24 | SOUTH DAKOTA STA | *c | 4 | 1 | 1 | 0 | 0 | 0 | 0 | 0 | 0 | 0 | 1 | 0 | 0 | 1 | 0 | 9 | 0 | 0 | .278 |
| Totals | | 5gs | 18 | 3 | 5 | 3 | 3 | 0 | 1 | 1 | 0 | 0 | 1 | 0 | 1 | 2 | 3 | 38 | 1 | 0 | .278 |

On base pct. .333 • Slugging pct. .611

CAREER SUMMARY

| Year | avg | gp-gs | ab | r | h | 2b | 3b | hr | rbi | tb | slg% | bb | hbp | so | gdp | ob% | sf | sh | sb-att | po | a | e | fld% |
|-------|------|--------|-----|----|----|----|----|----|-----|-----|------|----|-----|-----|-----|------|----|----|--------|-----|----|----|------|
| 2020* | .158 | 15-14 | 38 | 2 | 6 | 3 | 0 | 0 | 3 | 9 | .237 | 3 | 1 | 19 | 1 | .233 | 1 | 0 | 0-0 | 125 | 6 | 3 | .978 |
| 2021* | .158 | 15-8 | 38 | 4 | 6 | 1 | 1 | 1 | 6 | 12 | .316 | 4 | 0 | 17 | 1 | .238 | 0 | 0 | 0-0 | 47 | 4 | 2 | .962 |
| 2022* | .221 | 32-32 | 95 | 14 | 21 | 3 | 0 | 6 | 17 | 42 | .442 | 5 | 0 | 35 | 3 | .257 | 1 | 1 | 0-0 | 201 | 2 | 5 | .976 |
| 2023 | .333 | 41-34 | 150 | 29 | 50 | 7 | 1 | 12 | 39 | 95 | .633 | 8 | 1 | 32 | 1 | .371 | 0 | 0 | 0-0 | 218 | 25 | 2 | .992 |
| TOTAL | .333 | 41-34 | 150 | 29 | 50 | 7 | 1 | 12 | 39 | 95 | .633 | 8 | 1 | 32 | 1 | .371 | 0 | 0 | 0-0 | 218 | 25 | 2 | .992 |
| All* | .259 | 103-88 | 321 | 49 | 83 | 14 | 2 | 19 | 65 | 158 | .492 | 20 | 2 | 103 | 6 | .304 | 2 | 1 | 0-0 | 591 | 37 | 12 | .981 |



JUSTIN STILL

LHP • 6-3 • JR.
Chandler, Ariz. • Perry HS

19

2023 (SOPHOMORE): In second season with the Lobos pitched in 17 games out of the bullpen...posted an ERA of 5.91 across 21 1/3 innings pitched...totaled 20 strikeouts and limited the opposition to a batting average of .268...posted a scoreless inning streak of 7.0 from season debut on Feb. 20-March 28, a span of six consecutive scoreless outings...had a season-high five strikeouts in final outing of the year on May 13 vs. Nevada...allowed no runs in 10 of 17 appearances overall...threw a season-high 42 pitches on Feb. 20 vs. Minnesota...threw a season-high 2 1/3 innings on April 12 vs. CSU Pueblo.

2022 (FRESHMAN): As a true freshman saw action in 13 games and made five starts on the hill...totaled 30 innings and had 33 strikeouts against 18 walks...earned first collegiate win on March 19 at Wichita State...had a season-high six strikeouts on May 15 at California...academic all-conference selection...named a Mountain West Scholar Athlete.

PERRY HS (CLASS OF 2021): Two-time pitcher of the year – in 2019 and 2021...as a senior totaled 47 strikeouts on the season...broke his school record for strikeouts-per-9 innings.

2024 GAME-BY-GAME

| Date | Opponent | GS | IP | H | R | ER | BB | SO | 2B | 3B | HR | WP | BK | HBP | IBB | Score | W-L | Sv | ERA | NP |
|--------|------------------|----|-----|---|---|----|----|----|----|----|----|----|----|-----|-----|-------|-----|----|------|----|
| Feb 18 | vs Minnesota | | 3.0 | 0 | 0 | 0 | 2 | 3 | 0 | 0 | 0 | 1 | 0 | 0 | 0 | 2-11 | 0-0 | 0 | 0.00 | 38 |
| Feb 24 | SOUTH DAKOTA STA | | 1.0 | 1 | 0 | 0 | 0 | 0 | 0 | 0 | 0 | 0 | 0 | 1 | 0 | 9-8 | 1-0 | 0 | 0.00 | 15 |
| Totals | | 0 | 4.0 | 1 | 0 | 0 | 2 | 3 | 0 | 0 | 0 | 1 | 0 | 1 | 0 | 11-19 | 1-0 | 0 | 0.00 | - |

CAREER SUMMARY

| Year | era | w-l | app | gs | cq | sho | sv | ip | h | r | er | bb | so | 2b | 3b | hr | bf | bavg | wp | hbp | bk | sfa | sha |
|-------|-------|-----|-----|----|----|-----|----|------|----|----|----|----|----|----|----|----|-----|------|----|-----|----|-----|-----|
| 2022 | 10.20 | 1-4 | 13 | 5 | 0 | 0/0 | 0 | 30.0 | 48 | 40 | 34 | 18 | 33 | 10 | 2 | 10 | 163 | .361 | 7 | 9 | 0 | 0 | 3 |
| 2023 | 5.91 | 0-1 | 17 | 0 | 0 | 0/1 | 0 | 21.1 | 22 | 14 | 14 | 16 | 20 | 5 | 1 | 1 | 105 | .268 | 1 | 4 | 0 | 1 | 2 |
| TOTAL | 8.42 | 1-5 | 30 | 5 | 0 | 0/1 | 0 | 51.1 | 70 | 54 | 48 | 34 | 53 | 15 | 3 | 11 | 268 | .326 | 8 | 13 | 0 | 1 | 5 |



LUKE BANISTER

C • 5-10 • JR.
Round Rock, Texas • Hutto HS

20

2023 (SOPHOMORE, CLEVELAND CC): Had a breakout year at Cleveland College, batting .314 with twice as many RBI (18) as strikeouts (9) ... hit five doubles and three triples ...drew 12 walks.

2022 (FRESHMAN, TEMPLE COLLEGE): Appeared in 36 games in his first collegiate season, driving in four runs on nine hits with two doubles.

2021 (FRESHMAN, BLINN COLLEGE): Redshirted.

HUTTO HS (CLASS OF 2020): Three-year letter winner for Coach Jay Elmore at Hutto High School... Newcomer of the Year Sophomore year... First Team All-District Catcher Junior year... AP Scholar Senior year... helped team reach second round of playoffs Junior year... Ranked 16th best catcher in the state 123rd nationally on PerfectGame... played summer ball for MVP Baseball



BEN BAKER-LIVINGSTON

RHP • 6-2 • JR.
Richardson, Texas • Plano East HS

22

2023 (SOPHOMORE): In second season with the Lobos pitched in 10 games including four starts...totaled 24 innings...threw a season-high five innings on March 21 vs. New Mexico State, allowing one run on four hits...had a season-high three strikeouts on March 14 at Grand Canyon...had a career-high five assists on April 12 vs. CSU Pueblo.

2022 (FRESHMAN): Pitched in 12 games as a true freshman, earning a pair of starts...logged 22 2/3 innings with a 10.72 ERA...had 18 strikeouts against 11 walks...earned two wins on the season...earned first collegiate win on May 10 against New Mexico State, and had a season-high five strikeouts in the game...was twice named the Mountain West Freshman of the Week...threw a season-best five innings on May 17 against New Mexico State...had a pair of shutout performances on the season...allowed just one home run...named academic all-conference...named a Mountain West Scholar Athlete.

PLANO EAST HS (CLASS OF 2021): Graduated in the spring of 2021...three-time academic all-district selection...first-team all-district outfielder in 2021.

2024 GAME-BY-GAME

| Date | Opponent | GS | IP | H | R | ER | BB | SO | 2B | 3B | HR | WP | BK | HBP | IBB | Score | W-L | Sv | ERA | NP |
|--------|--------------------|----|-----|---|---|----|----|----|----|----|----|----|----|-----|-----|-------|-----|----|------|----|
| Feb 19 | vs CSU Bakersfield | * | 4.0 | 3 | 0 | 0 | 1 | 5 | 0 | 0 | 0 | 1 | 0 | 1 | 0 | 6-2 | 0-0 | 0 | 0.00 | 59 |
| Feb 24 | SOUTH DAKOTA STA | * | 2.0 | 3 | 2 | 2 | 0 | 3 | 1 | 0 | 0 | 0 | 0 | 1 | 0 | 9-8 | 0-0 | 0 | 3.00 | 40 |
| Totals | | 2 | 6.0 | 6 | 2 | 2 | 1 | 8 | 1 | 0 | 0 | 1 | 0 | 2 | 0 | 15-10 | 0-0 | 0 | 3.00 | - |

CAREER SUMMARY

| Year | era | w-l | app | gs | cq | sho | sv | ip | h | r | er | bb | so | 2b | 3b | hr | bf | bavg | wp | hbp | bk | sfa | sha |
|-------|-------|-----|-----|----|----|-----|----|------|----|----|----|----|----|----|----|----|-----|------|----|-----|----|-----|-----|
| 2022 | 10.72 | 2-1 | 12 | 2 | 0 | 0/0 | 0 | 22.2 | 41 | 27 | 27 | 11 | 18 | 6 | 5 | 1 | 120 | .394 | 8 | 3 | 0 | 2 | 0 |
| 2023 | 8.62 | 0-4 | 10 | 4 | 0 | 0/0 | 0 | 24.0 | 40 | 24 | 23 | 10 | 10 | 12 | 0 | 1 | 122 | .374 | 3 | 1 | 0 | 1 | 3 |
| TOTAL | 9.64 | 2-5 | 22 | 6 | 0 | 0/0 | 0 | 46.2 | 81 | 51 | 50 | 21 | 28 | 18 | 5 | 2 | 242 | .384 | 11 | 4 | 0 | 3 | 3 |



JAREN JACKSON

LHP • 6-3 • SR.
Albuquerque, N.M. • Cleveland HS

23

2023 (JUNIOR): In debut season with the Lobos pitched in 12 games and made eight starts...ranked fourth on the team with 44 2/3 innings pitched...struck out 32 hitters against 12 walks...had a season-high six strikeouts in a five-inning shutout performance at New Mexico State on April 18...allowed three or fewer earned runs in 7 of 12 appearances including his last four outings of the season...earned first win as a Lobo on March 4 vs. St. Bonaventure...earned first collegiate save on April 29 vs. Fresno State...threw a season-high 101 pitches on May 14 vs. Nevada, across 6 2/3 shutout innings.

2022 (SOPHOMORE, PIMA CC): Second-team all-ACCAC pitcher...made 13 starts on the mound as a sophomore...earned six wins and tossed three complete games...logged 65 2/3 innings while striking out 58 to go against 22 free passes...notched a 2.88 ERA...had a season-high eight strikeouts on Feb. 19 against Community Christian.

2021 (FRESHMAN, PIMA CC): Made 12 starts in second collegiate season...earned seven victories...logged 65 1/3 innings, striking out 67 and walking just 22...threw a season-high seven innings on three occasions...had a season-high 10 strikeouts on Feb. 23 at Paradise Valley CC.

2020 (COVID FRESHMAN, PIMA CC): Made five starts during the coronavirus-shortened 2020 season...earned two wins and notched a 5.79 ERA...logged 23 1/3 innings...struck out 23 hitters while allowing just 10 walks...earned first collegiate win in first collegiate start, on Jan. 31

against Colorado Northwestern CC...had a season-high seven strikeouts in the victory.

CLEVELAND HS (CLASS OF 2019): First-team all-state pitcher as a senior in 2019...first-team all-state first baseman as a junior in 2018...also competed in football...graduated in the spring of 2019.

2024 GAME-BY-GAME

| Date | Opponent | GS | IP | H | R | ER | BB | SO | 2B | 3B | HR | WP | BK | HBP | IBB | Score | W-L | Sv | ERA | NP |
|--------|------------------|----|-----|----|----|----|----|----|----|----|----|----|----|-----|-----|-------|-----|----|-------|----|
| Feb 16 | vs Oregon State | * | 3.1 | 9 | 8 | 8 | 3 | 4 | 3 | 0 | 4 | 0 | 0 | 0 | 0 | 6-15 | 0-1 | 0 | 21.60 | 79 |
| Feb 22 | SOUTH DAKOTA STA | * | 4.0 | 9 | 7 | 7 | 0 | 6 | 2 | 0 | 4 | 0 | 0 | 2 | 0 | 5-11 | 0-2 | 0 | 18.41 | 79 |
| Totals | | 2 | 7.1 | 18 | 15 | 15 | 3 | 10 | 5 | 0 | 8 | 0 | 0 | 2 | 0 | 11-26 | 0-2 | 0 | 18.41 | - |

CAREER SUMMARY

| Year | era | w-l | app | gs | cq | sho | sv | ip | h | r | er | bb | so | 2b | 3b | hr | bf | bavg | wp | hbp | bk | sfa | sha |
|-------|------|------|-----|----|----|-----|----|-------|-----|-----|-----|----|-----|----|----|----|----------|-------|----|-----|----|-----|-----|
| 2020* | 5.79 | 2-1 | 5 | 5 | 0 | 0/0 | 0 | 23.1 | 25 | 18 | 15 | 10 | 23 | 0 | 0 | 0 | 99.000 | 2 | 3 | 0 | 0 | 0 | 0 |
| 2021* | 6.20 | 7-2 | 12 | 12 | 0 | 0/0 | 0 | 65.1 | 76 | 55 | 45 | 22 | 67 | 0 | 0 | 5 | 0 99.000 | 4 | 2 | 0 | 0 | 0 | 0 |
| 2022* | 2.88 | 6-2 | 13 | 13 | 3 | 2/0 | 0 | 65.2 | 61 | 29 | 21 | 22 | 58 | 0 | 0 | 0 | 0 99.000 | 2 | 3 | 0 | 0 | 0 | 0 |
| 2023 | 7.46 | 3-2 | 12 | 8 | 0 | 0/1 | 1 | 44.2 | 61 | 38 | 37 | 12 | 32 | 17 | 4 | 2 | 210 | .318 | 1 | 3 | 0 | 2 | 1 |
| TOTAL | 7.46 | 3-2 | 12 | 8 | 0 | 0/1 | 1 | 44.2 | 61 | 38 | 37 | 12 | 32 | 17 | 4 | 2 | 210 | .318 | 1 | 3 | 0 | 2 | 1 |
| All* | 5.34 | 18-7 | 42 | 38 | 3 | 2/1 | 1 | 199.0 | 223 | 140 | 118 | 66 | 180 | 17 | 4 | 7 | 210 | 1.161 | 9 | 11 | 0 | 2 | 1 |



KYLE SMITH

C • 6-0 • SR.

Wilmington, N.C. • New Hanover HS

24

2023 (JUNIOR): In second season with the Lobos played in 28 games while making 20 starts behind the plate...batted .271 in 70 at-bats...had three doubles, three triples, and five home runs on the way to a slugging percentage of .508...reached base at a clip of .388...totaled 13 RBIs and 17 runs scored...drew 16 walks and led the team with 10 hit by pitch against just 17 strikeouts...stole two bases in two attempts...posted a perfect 1.000 fielding percentage in 130 chances behind the plate...had a season-high three hits on April 23 at Air Force...had five multi-RBI games...had a season-high eight total bases on April 23 at Air Force...had a season-high nine putouts on two occasions...had a season-high two assists on five occasions...reached base in 18 consecutive games from Feb. 24-May 6...had a seven-game hitting streak...named a CSC academic all-district selection.

2022 (SOPHOMORE): In first season with the Lobos hit .286 with three home runs and 18 RBIs...suited up in 32 games and logged 63 at-bats...added three doubles and two triples for a slugging percentage of .540...had a season-high four hits and six RBIs on April 24 at UNLV...academic all-conference selection...named a Mountain West Scholar Athlete.

2021 (FRESHMAN, ST. JOHNS RIVER STATE COLLEGE): In second collegiate season played 49 games and hit .294 with four home runs and 28 RBIs...ranked second on the team with 15 doubles...was a perfect 4-for-4 in stolen base attempts...posted an OPS of .887...ranked second on the team with 36 runs scored...posted a .980 fielding percentage in a team-high 306 chances...had a season-high four RBIs on April 9 against Florida State College at Jacksonville.

NEW HANOVER HS (CLASS OF 2019): Helped team to back-to-back state championships in 2018 and 2019...graduated in the top-10 percent of his class in the spring of 2019...committed more than 80 volunteer hours.

2024 GAME-BY-GAME

| Date | Opponent | Pos | AB | R | H | RBI | 2B | 3B | HR | BB | SB | CS | HBP | SAC | SF | GDP | K | PO | A | E | Avg |
|--------|--------------------|-----|----|---|---|-----|----|----|----|----|----|----|-----|-----|----|-----|---|----|---|---|-------|
| Feb 16 | vs Oregon State | ph | 1 | 0 | 1 | 0 | 0 | 0 | 0 | 0 | 0 | 0 | 0 | 0 | 0 | 0 | 0 | 0 | 0 | 0 | 1.000 |
| Feb 17 | vs CSU Bakersfield | *c | 3 | 1 | 0 | 0 | 0 | 0 | 0 | 0 | 0 | 0 | 1 | 0 | 0 | 0 | 2 | 4 | 0 | 0 | .250 |
| Feb 19 | vs CSU Bakersfield | *c | 5 | 0 | 1 | 1 | 0 | 0 | 0 | 0 | 0 | 1 | 0 | 0 | 0 | 1 | 1 | 10 | 0 | 0 | .222 |
| Feb 23 | SOUTH DAKOTA STA | *c | 4 | 2 | 2 | 1 | 1 | 0 | 0 | 2 | 0 | 0 | 0 | 0 | 0 | 0 | 1 | 9 | 0 | 1 | .308 |
| Feb 24 | SOUTH DAKOTA STA | *c | 2 | 2 | 1 | 0 | 1 | 0 | 0 | 1 | 0 | 0 | 1 | 0 | 0 | 0 | 0 | 8 | 0 | 0 | .333 |
| Totals | | 4gs | 15 | 5 | 5 | 2 | 2 | 0 | 0 | 3 | 0 | 1 | 2 | 0 | 0 | 1 | 4 | 31 | 0 | 1 | .333 |

On base pct. .500 • Slugging pct. .467

CAREER SUMMARY

| Year | avg | gp-gs | ab | r | h | 2b | 3b | hr | rbi | tb | slg% | bb | hbp | so | gdp | ob% | sf | sh | sb-att | po | a | e | fld% |
|-------|------|--------|-----|----|----|----|----|----|-----|-----|------|----|-----|----|-----|------|----|----|--------|-----|----|---|-------|
| 2021* | .294 | 49-49 | 170 | 36 | 50 | 15 | 2 | 4 | 28 | 81 | .476 | 16 | 19 | 41 | 1 | .411 | 2 | 0 | 4-4 | 289 | 11 | 6 | .980 |
| 2022 | .286 | 32-10 | 63 | 10 | 18 | 3 | 2 | 3 | 18 | 34 | .540 | 6 | 0 | 11 | 0 | .348 | 0 | 0 | 0-0 | 39 | 2 | 1 | .976 |
| 2023 | .271 | 28-20 | 70 | 17 | 19 | 3 | 3 | 5 | 13 | 43 | .614 | 16 | 10 | 17 | 0 | .469 | 0 | 0 | 2-2 | 112 | 18 | 0 | 1.000 |
| TOTAL | .278 | 60-30 | 133 | 27 | 37 | 6 | 5 | 8 | 31 | 77 | .579 | 22 | 10 | 28 | 0 | .418 | 0 | 0 | 2-2 | 151 | 20 | 1 | .994 |
| All* | .287 | 109-79 | 303 | 63 | 87 | 21 | 7 | 12 | 59 | 158 | .521 | 38 | 29 | 69 | 1 | .414 | 2 | 0 | 6-6 | 440 | 31 | 7 | .985 |



LUKE WISEMAN

RHP • 6-0 • JR.

Wylie, Texas • Wylie HS

25

2022-23 (FRESHMAN/SOPHOMORE, ODESSA COLLEGE): Named to 2023 WJCAC All-Conference and All-Academic teams for Odessa College ... Made 21 appearances with one start in the 2023 season for a total of 37.1 IP ... Struck out 53 in that span while picking up one win and one save ... Finished the season with a 3.71 ERA.

WYLIE HS (CLASS OF 2021): 2021 District 9-6A MVP, 0.71 ERA in Senior year of highschool.



LUKE MANSY

INF/OF • 5-10 • SO.
San Diego, Calif. • St. Augustine

26

2023 (FRESHMAN, GROSSMONT COLLEGE): Appeared in 43 games for Grossmont in 2023, batting .297 on the season while racking up 31 RBI ... Finished the season with almost twice as many walks (30) as K's (16) ... Hit nine doubles, two triples and three homers, getting on base at a .415 clip.

2022 (REDSHIRT FRESHMAN, SANTA CLARA): Did not play.

ST. AUGUSTINE HS (CLASS OF 2021): A 2021 graduate of St. Augustine High School in San Diego ... four-year varsity starter for the Saints.

2024 GAME-BY-GAME

| Date | Opponent | Pos | AB | R | H | RBI | 2B | 3B | HR | BB | SB | CS | HBP | SAC | SF | GDP | K | PO | A | E | Avg |
|--------|--------------------|-------|----|---|---|-----|----|----|----|----|----|----|-----|-----|----|-----|---|----|---|---|------|
| Feb 16 | vs Oregon State | ph | 1 | 0 | 0 | 0 | 0 | 0 | 0 | 0 | 0 | 0 | 0 | 0 | 0 | 0 | 1 | 0 | 0 | 0 | .000 |
| Feb 17 | vs CSU Bakersfield | *dh | 3 | 0 | 0 | 0 | 0 | 0 | 0 | 1 | 0 | 0 | 0 | 0 | 0 | 0 | 1 | 0 | 0 | 0 | .000 |
| Feb 18 | vs Minnesota | 3b | 1 | 0 | 0 | 0 | 0 | 0 | 0 | 0 | 0 | 0 | 0 | 0 | 0 | 0 | 0 | 0 | 0 | 0 | .000 |
| Feb 19 | vs CSU Bakersfield | ph/dh | 1 | 1 | 1 | 0 | 0 | 0 | 0 | 1 | 0 | 0 | 0 | 0 | 0 | 0 | 0 | 0 | 0 | 0 | .167 |
| Feb 23 | SOUTH DAKOTA STA | *2b | 4 | 0 | 1 | 2 | 0 | 0 | 0 | 1 | 0 | 0 | 0 | 0 | 0 | 0 | 0 | 2 | 4 | 0 | .200 |
| Feb 24 | SOUTH DAKOTA STA | *dh | 5 | 3 | 3 | 0 | 1 | 0 | 0 | 0 | 0 | 0 | 0 | 0 | 0 | 0 | 0 | 0 | 0 | 0 | .333 |
| Totals | | 3gs | 15 | 4 | 5 | 2 | 1 | 0 | 0 | 3 | 0 | 0 | 0 | 0 | 0 | 0 | 2 | 2 | 4 | 0 | .333 |

On base pct. .444 • Slugging pct. .400



DAVID LOPEZ

RHP • 6-2 • JR.
Mission, Texas • Sharyland Pioneer

27

2023 (SOPHOMORE, WHARTON COUNTY JC): In second season with WCJC, pitching 57.0 innings over 13 appearances -- 10 starts ... Finished the season with a 4-2 record and one save, striking out 51 while posting a 1.42 WHIP and 5.37 ERA

2022 (FRESHMAN, WHARTON COUNTY JC): As a true freshman saw action in 18 games, starting 9 ... Pitched 42.2 innings, posting a 2-4 record with one save ... struck out 37 (7.80 K/9) and finished the season with a 6.96 ERA.

SHARYLAND PIONEER HS (CLASS OF 2021): Finished third place in the State of Texas ULA ... Represented his birth country of Mexico at the 11U level in 2014 before representing the USA at the 16U level in 2018.

2024 GAME-BY-GAME

| Date | Opponent | GS | IP | H | R | ER | BB | SO | 2B | 3B | HR | WP | BK | HBP | IBB | Score | W-L | Sv | ERA | NP |
|--------|--------------------|----|-----|----|---|----|----|----|----|----|----|----|----|-----|-----|-------|-----|----|------|----|
| Feb 17 | vs CSU Bakersfield | * | 5.0 | 4 | 2 | 2 | 2 | 2 | 0 | 0 | 0 | 1 | 0 | 0 | 0 | 4-3 | 1-0 | 0 | 3.60 | 73 |
| Feb 23 | SOUTH DAKOTA STA | * | 4.2 | 11 | 7 | 6 | 2 | 5 | 4 | 0 | 1 | 0 | 0 | 0 | 0 | 12-11 | 1-0 | 0 | 7.45 | 83 |
| Totals | | 2 | 9.2 | 15 | 9 | 8 | 4 | 7 | 4 | 0 | 1 | 1 | 0 | 0 | 0 | 16-14 | 1-0 | 0 | 7.45 | - |



WYATT HARDY

RHP • 6-2 • JR.
Parker, Colo. • Valor Christian

29

2023 (SOPHOMORE, PIMA CC): Made 20 appearances for a total of 27.1 IP on the season ... Accumulated a 3-0 record with one save, striking out 26 while finishing with a 1.43 WHIP and 5.93 ERA.

2022 (FRESHMAN, WASHBURN UNIVERSITY): Pitched 18 1/3 innings in 10 games and made two starts on the mound ... finished the season with a 1-3 record and 13 strikeouts ... earned first win against Oklahoma Baptist (Feb. 13) and allowed one run on two hits and zero walks in two innings of work while striking out two ... recorded a season-high four strikeouts in 2 2/3 frames against No. 4 Central Missouri in the MIAA Tournament (May 14) ... named to MIAA Academic Honor Roll.

VALOR CHRISTIAN (CLASS OF 2021): Tossed two no-hitters in his freshman season ... led the team in wins and strikeouts as a freshman and sophomore ... did not have a high school season his junior year due to the COVID-19 pandemic ... played on a club team, the Slammers, and received multiple national awards and recognition through Perfect Game ... as a senior, was named second team all-conference and helped the team advance to the state championship, finishing as the runner-up.

2024 GAME-BY-GAME

| Date | Opponent | GS | IP | H | R | ER | BB | SO | 2B | 3B | HR | WP | BK | HBP | IBB | Score | W-L | Sv | ERA | NP |
|--------|--------------------|----|-----|---|---|----|----|----|----|----|----|----|----|-----|-----|-------|-----|----|------|----|
| Feb 19 | vs CSU Bakersfield | | 3.0 | 3 | 2 | 2 | 0 | 4 | 0 | 0 | 1 | 1 | 0 | 0 | 0 | 6-2 | 0-0 | 1 | 6.00 | 49 |
| Feb 24 | SOUTH DAKOTA STA | | 2.0 | 2 | 0 | 0 | 0 | 3 | 0 | 0 | 0 | 0 | 0 | 0 | 0 | 13-2 | 0-0 | 1 | 3.60 | 30 |
| Totals | | 0 | 5.0 | 5 | 2 | 2 | 0 | 7 | 0 | 0 | 1 | 1 | 0 | 0 | 0 | 19-4 | 0-0 | 1 | 3.60 | - |



REED SPENRATH

1B • 6-5 • SR.
El Campo, Texas • El Campo HS

30

2023 (JUNIOR): First-team all-conference selection in first season with the Lobos...led the team and ranked second in the conference with 19 home runs...ranked second on the team and third in the conference with a slugging percentage off .716...ranked third in the conference with an OPS of 1.133...led the team and ranked second in the conference with 65 RBIs...led the team and ranked third in the conference with 54 runs scored...started 50 of 51 games...made 36 starts at first base and 14 in right field...batted .321 while reaching base at a clip of .421...home run total was tied for sixth highest in UNM single-season history...was a perfect 3-for-3 in stolen base attempts...defensively in 378 chances committed just two errors for a fielding percentage of .995...helped the Lobos turn 32 double plays...had a season-high four hits on April 6 and April 8 vs. San Jose State...scored a season-high four runs on March 3 vs. St. Bonaventure...had a season-high six RBIs on Feb. 24 vs. Northern Colorado and on April 6 vs. San Jose State...hit three home runs vs. Northern Colorado on Feb. 24, racking up a season-high 12 total bases in the game...had a season-high 15 putouts on March 21 vs. New Mexico State...had a season-high two assists on two occasions...homered in three consecutive games from May 2-6...had 16 multi-hit games and 18 multi-RBI games.

2022 (SOPHOMORE, TCU): Started 25 games as part of 32 appearances on the season...made 21 starts as the designated hitter and four at first base...hit .209 on the year with a .374 slugging percentage and a .318 on-base percentage...totaled 19 hits, three of which were doubles and four were home runs...tallied 13 RBIs, six of which came with two outs...recorded a hit in 15 games and reached safely in 32...collected three multi-hit games and two multiple-RBI contests...made season debut on Feb. 20 against Houston...went 2-for-4 with four RBIs against the Cougars...was 1-for-2 with an RBI in the win over Stephen F. Austin...started all three games against Nebraska (Feb. 25-27)...

collected two hits in the series with a double and an RBI...had a double in a start against Army (March 12)...connected on first home run of the season off the bench at UT Arlington (April 5)...hit safely in both starts at Texas (April 9-10)...homered in start at Dallas Baptist (April 12)...went 3-for-5 with a home run and 2 RBIs in the series finale against Texas Tech (April 16)...went 2-for-4 with an RBI in a win over UT Arlington (April 19)...started all three games of the Oklahoma State series (April 22-24)...homered in the series finale against the Cowboys (April 24)...tallied a hit in each of the last two games against Oklahoma (May 7-8)...drew three walks and scored twice as a pinch hitter at Kansas (May 14)...drew six walks in his final four appearances of the season.

2020-21 (FRESHMAN, CISCO COLLEGE): Played two seasons at Cisco College...was a third-team JUCO All-American as a sophomore...earned first-team all-region honors in 2021...tabbed an all-conference performer...earned NJCAC Baseball Player of the Week honors (May 2-8, 2021)...played in 68 games as a sophomore...hit .423 as a sophomore with 16 home runs and 84 RBIs...in a shortened 2020 campaign, hit .479 with seven home runs and 38 RBIs.

2019 (REDSHIRT FRESHMAN, TEXAS A&M): Did not compete.

EL CAMPO HS (CLASS OF 2018): Four-year letterwinner at El Campo High School...earned Rawlings/Perfect Game All-American Honorable Mention and Rawlings/Perfect Game Texas All-Region Honorable Mention in 2018...named Collin Street Bakery/Texas Sports Writers Association Class 4A All-State Honorable Mention in 2016 and '17...batted .385 with 17 extra-base hits and 31 RBI as a junior...hit .380 with 36 runs, seven doubles, two triples, six home runs and 41 RBI as a sophomore...selected for the Victoria Advocate All-Area Second team in 2017 (1B) and 2018 (DH)...tabbed All-District 27-4A Second Team in 2016 and All-District 26-4A in 2017 and '18...earned District 27-4A Newcomer of the year in 2015...picked up District 26-4 All-Academic First Team as a junior and senior.

2024 GAME-BY-GAME

| Date | Opponent | Pos | AB | R | H | RBI | 2B | 3B | HR | BB | SB | CS | HBP | SAC | SF | GDP | K | PO | A | E | Avg |
|--------|--------------------|-------|----|---|---|-----|----|----|----|----|----|----|-----|-----|----|-----|---|----|---|---|------|
| Feb 16 | vs Oregon State | *1b | 4 | 0 | 0 | 0 | 0 | 0 | 0 | 1 | 0 | 0 | 0 | 0 | 0 | 0 | 1 | 9 | 1 | 0 | .000 |
| Feb 17 | vs CSU Bakersfield | *1b | 3 | 0 | 0 | 0 | 0 | 0 | 0 | 1 | 0 | 0 | 0 | 0 | 0 | 0 | 3 | 8 | 2 | 0 | .000 |
| Feb 18 | vs Minnesota | *1b | 2 | 0 | 0 | 0 | 0 | 0 | 0 | 1 | 0 | 0 | 0 | 0 | 0 | 0 | 1 | 7 | 2 | 0 | .000 |
| Feb 19 | vs CSU Bakersfield | ph/1b | 1 | 0 | 0 | 0 | 0 | 0 | 0 | 1 | 0 | 0 | 0 | 0 | 0 | 0 | 1 | 2 | 1 | 0 | .000 |
| Feb 22 | SOUTH DAKOTA STA | *1b | 4 | 0 | 1 | 0 | 0 | 0 | 0 | 1 | 0 | 0 | 0 | 0 | 0 | 0 | 1 | 7 | 0 | 0 | .071 |
| Feb 23 | SOUTH DAKOTA STA | *1b | 6 | 1 | 2 | 3 | 1 | 0 | 0 | 0 | 0 | 0 | 0 | 0 | 0 | 0 | 0 | 7 | 1 | 0 | .150 |
| Feb 24 | SOUTH DAKOTA STA | *1b | 3 | 3 | 1 | 1 | 0 | 1 | 0 | 2 | 0 | 0 | 0 | 0 | 0 | 0 | 0 | 9 | 0 | 0 | .174 |
| Feb 24 | SOUTH DAKOTA STA | *1b | 4 | 0 | 2 | 1 | 1 | 0 | 0 | 0 | 0 | 0 | 0 | 0 | 0 | 0 | 1 | 3 | 0 | 0 | .222 |
| Totals | | 7gs | 27 | 4 | 6 | 5 | 2 | 1 | 0 | 7 | 0 | 0 | 0 | 0 | 0 | 0 | 8 | 52 | 7 | 0 | .222 |

On base pct. .382 • Slugging pct. .370

CAREER SUMMARY

| Year | avg | gp-gs | ab | r | h | 2b | 3b | hr | rbi | tb | slg% | bb | hbp | so | gdp | ob% | sf | sh | sb-att | po | a | e | fld% |
|-------|------|---------|-----|-----|-----|----|----|----|-----|-----|------|-----|-----|-----|-----|------|----|----|--------|-----|----|---|------|
| 2020* | .479 | 23-23 | 73 | 24 | 35 | 5 | 0 | 7 | 38 | 61 | .836 | 18 | 0 | 18 | 0 | .576 | 1 | 0 | 4-4 | 121 | 9 | 3 | .977 |
| 2021* | .402 | 58-58 | 194 | 61 | 78 | 18 | 3 | 13 | 70 | 141 | .727 | 37 | 3 | 47 | 0 | .498 | 3 | 0 | 3-4 | 237 | 11 | 2 | .992 |
| 2022* | .209 | 32-25 | 91 | 12 | 19 | 3 | 0 | 4 | 13 | 34 | .374 | 14 | 1 | 40 | 0 | .318 | 1 | 0 | 1-1 | 26 | 1 | 1 | .964 |
| 2023 | .321 | 50-50 | 190 | 54 | 61 | 11 | 4 | 19 | 65 | 137 | .721 | 34 | 1 | 70 | 1 | .421 | 3 | 0 | 3-3 | 358 | 18 | 2 | .995 |
| TOTAL | .321 | 50-50 | 190 | 54 | 61 | 11 | 4 | 19 | 65 | 137 | .721 | 34 | 1 | 70 | 1 | .421 | 3 | 0 | 3-3 | 358 | 18 | 2 | .995 |
| All* | .352 | 163-156 | 548 | 151 | 193 | 37 | 7 | 43 | 186 | 373 | .681 | 103 | 5 | 175 | 1 | .453 | 8 | 0 | 11-12 | 742 | 39 | 8 | .990 |



DAYNE PENGELLY

RHP • 6-2 • JR.
Rio Rancho, N.M. • Cleveland HS

31

2023 (SOPHOMORE, PIMA CC): Struck out 31 over 29.1 innings of work, making 21 appearances in relief ... Finished the season with a 2-0 record to go with 3.38 ERA and 1.67 WHIP ...

2022 (FRESHMAN, EMBRY-RIDDLE AERONAUTICAL UNIVERSITY): As a true freshman saw action in 18 games, starting 2 ... finished the season with a 2-2 record ... Struck out 37 over 23.0 IP.

V. SUE CLEVELAND HS (CLASS OF 2021): 1st Team All-State Pitcher, 2nd Team All-State First Baseman ... Connie Mack World Series All-Tournament Pitcher ... Graduated in 2021.

2024 GAME-BY-GAME

| Date | Opponent | GS | IP | H | R | ER | BB | SO | 2B | 3B | HR | WP | BK | HBP | IBB | Score | W-L | Sv | ERA | NP |
|--------|--------------|----|-----|---|---|----|----|----|----|----|----|----|----|-----|-----|-------|-----|----|-------|----|
| Feb 18 | vs Minnesota | * | 1.0 | 5 | 6 | 6 | 3 | 1 | 1 | 0 | 0 | 0 | 0 | 3 | 0 | 2-11 | 0-1 | 0 | 54.00 | 44 |
| Totals | | 1 | 1.0 | 5 | 6 | 6 | 3 | 1 | 1 | 0 | 0 | 0 | 0 | 3 | 0 | 2-11 | 0-1 | 0 | 54.00 | - |



DAXTON PURSER

LHP • 6-2 • JR.
Providence, Utah • Ridgeline HS

33

2023 (SOPHOMORE, SALT LAKE CC): Posted a 2.70 ERA on the season ... Made seven appearances on the mound -- all starts -- striking out 41 over 36.2 IP ... Struck out at least four in each outing, always lasting at least four innings.

2022 (FRESHMAN, SALT LAKE CC): NJCAA All-American, All-Conference First Team in second year at SLCC ... threw 74.1 innings, finishing the season with a 1.70 ERA and 92 punchouts to only 30 walks ... Left the mound in eight games without surrendering an earned run.

2021 (FRESHMAN, SALT LAKE CC): Threw 17.1 innings over 13 appearances in his first collegiate action, striking out 15.

RIDGELINE HS (CLASS OF 2020): Graduated in 2020 ... Ranked as the No. 2 LHP in his class in the state of Utah and No. 19 overall.

2024 GAME-BY-GAME

| Date | Opponent | GS | IP | H | R | ER | BB | SO | 2B | 3B | HR | WP | BK | HBP | IBB | Score | W-L | Sv | ERA | NP |
|--------|------------------|----|-----|---|---|----|----|----|----|----|----|----|----|-----|-----|-------|-----|----|------|----|
| Feb 18 | vs Minnesota | | 2.2 | 0 | 0 | 0 | 1 | 2 | 0 | 0 | 0 | 1 | 0 | 1 | 0 | 2-11 | 0-0 | 0 | 0.00 | 39 |
| Feb 24 | SOUTH DAKOTA STA | | 2.2 | 3 | 2 | 2 | 2 | 3 | 1 | 0 | 1 | 0 | 0 | 0 | 0 | 9-8 | 0-0 | 0 | 3.38 | 45 |
| Totals | | 0 | 5.1 | 3 | 2 | 2 | 3 | 5 | 1 | 0 | 1 | 1 | 0 | 1 | 0 | 11-19 | 0-0 | 0 | 3.38 | - |



JOSH BARNHOUSE

RHP • 6-6 • JR.
Prosper, Texas • Prosper HS

34

2023 (SOPHOMORE, CROWDER JC): Made 12 appearances in his second season at Crowder, starting six ... Accumulated a 6-1 record with two saves ... Struck out 54 over 47.2 IP on the season ... 4.34 ERA and 1.22 WHIP on the season.

2022 (FRESHMAN, CROWDER JC): As a true freshman, threw 39.2 innings of work, striking out 55 (12.48 K/9) ... 3.18 ERA and 1.03 WHIP.

PROSPER HS (CLASS OF 2021): Named to NTHSBCA All-Star Game following senior year in 2021.

2024 GAME-BY-GAME

| Date | Opponent | GS | IP | H | R | ER | BB | SO | 2B | 3B | HR | WP | BK | HBP | IBB | Score | W-L | Sv | ERA | NP |
|--------|------------------|----|-----|----|----|----|----|----|----|----|----|----|----|-----|-----|-------|-----|----|-------|----|
| Feb 16 | vs Oregon State | | 2.2 | 7 | 7 | 7 | 3 | 4 | 1 | 0 | 3 | 1 | 0 | 0 | 0 | 6-15 | 0-0 | 0 | 23.62 | 75 |
| Feb 24 | SOUTH DAKOTA STA | | 3.1 | 7 | 4 | 2 | 1 | 3 | 3 | 0 | 0 | 0 | 0 | 0 | 0 | 9-8 | 0-0 | 0 | 13.50 | 64 |
| Totals | | 0 | 6.0 | 14 | 11 | 9 | 4 | 7 | 4 | 0 | 3 | 1 | 0 | 0 | 0 | 15-23 | 0-0 | 0 | 13.50 | - |



BLAKE LEHMBECK

RHP • 6-1 • FR.
Tucson, Ariz. • Canyon Del Oro

38

2023 (FRESHMAN): Greyshirted.

CANYON DEL ORO HS (CLASS OF 2022): Helped lead team to the 2022 Arizona state championship...named the Southern Arizona High School Pitcher of the Year...participated on the Arizona high school all-star team...as a senior in 2022 struck out 87 hitters in 67 innings while compiling a 1.90 ERA...graduated in the top-10 of his class...also competed for the Baseball Next Level club.

2024 GAME-BY-GAME

| Date | Opponent | GS | IP | H | R | ER | BB | SO | 2B | 3B | HR | WP | BK | HBP | IBB | Score | W-L | Sv | ERA | NP |
|--------|--------------|----|-----|---|---|----|----|----|----|----|----|----|----|-----|-----|-------|-----|----|------|----|
| Feb 18 | vs Minnesota | | 1.0 | 3 | 1 | 1 | 0 | 2 | 2 | 0 | 0 | 0 | 0 | 0 | 0 | 2-11 | 0-0 | 0 | 9.00 | 26 |
| Totals | | 0 | 1.0 | 3 | 1 | 1 | 0 | 2 | 2 | 0 | 0 | 0 | 0 | 0 | 0 | 2-11 | 0-0 | 0 | 9.00 | - |



ARTHUR STEINKAMP

LHP • 6-0 • SR.
Los Alamos, N.M. • Los Alamos HS

35

2023 (JUNIOR): Led the team with a 2.81 ERA across 15 appearances out of the bullpen...logged 25 2/3 innings in relief...struck out 12 batters while issuing just four walks...posted a streak of 14 1/3 consecutive scoreless innings from April 28-May 18...threw a season-high 4 1/3 shutout innings on April 28 vs. Fresno State...had a season-high four strikeouts on May 18 at San Diego State, including a career-high 71 pitches...allowed one home run among 108 batters faced...named a CSC academic all-district selection.

2022 (SOPHOMORE): In third season with the Lobos saw innings in four different games out of the bullpen...had a season-high two strikeouts on Feb. 18 at Oregon State...academic all-conference for the third straight season...named a Mountain West Scholar Athlete for the third straight season.

2021 (FRESHMAN): In second season with UNM pitched in nine games out of the bullpen...totaled 7 1/3 innings and eight strikeouts...had a season-high two strikeouts on April 3 at San Diego State...academic all-conference for the second straight season...named a Mountain West Scholar Athlete for the second straight season.

2020 (COVID FRESHMAN): In the coronavirus-shortened campaign, pitched in four games out of the bullpen...notched a 5.40 ERA in his five innings of work...earned first collegiate victory on March 7 against Hofstra...had a season-high two strikeouts on Feb. 28 against BYU...academic all-conference selection...named a Mountain West Scholar Athlete.

LOS ALAMOS HS (CLASS OF 2019): Competed in baseball and soccer...graduated in 2019...was named the New Mexico Soccer Player of the Year in 2018...played for Four Corners Frackers...in baseball posted a 2.20 ERA in 11 starts, striking out 82 hitters in 57 innings pitched...as a senior batted .400...team captain...two-time first-team all-state selection...three-time first-team all-district selection...in soccer broke school record with 48 goals and 11 assists in 24 games...two-time district player of the year...two-time first-team all-state selection...named to the USC all-region team...named the 2019 LAHS Athlete of the Year.

2024 GAME-BY-GAME

| Date | Opponent | GS | IP | H | R | ER | BB | SO | 2B | 3B | HR | WP | BK | HBP | IBB | Score | W-L | Sv | ERA | NP |
|--------|------------------|----|-----|---|---|----|----|----|----|----|----|----|----|-----|-----|-------|-----|----|------|----|
| Feb 16 | vs Oregon State | | 2.0 | 1 | 0 | 0 | 1 | 1 | 0 | 0 | 0 | 0 | 0 | 0 | 0 | 6-15 | 0-0 | 0 | 0.00 | 25 |
| Feb 23 | SOUTH DAKOTA STA | | 2.1 | 4 | 2 | 1 | 0 | 1 | 1 | 1 | 0 | 0 | 0 | 0 | 0 | 12-11 | 0-0 | 0 | 2.08 | 38 |
| Totals | | 0 | 4.1 | 5 | 2 | 1 | 1 | 2 | 1 | 1 | 0 | 0 | 0 | 0 | 0 | 18-26 | 0-0 | 0 | 2.08 | - |

CAREER SUMMARY

| Year | era | w-l | app | gs | cq | sho | sv | ip | h | r | er | bb | so | 2b | 3b | hr | bf | bavg | wp | hbp | bk | sfa | sha |
|-------|-------|-----|-----|----|----|-----|----|------|----|----|----|----|----|----|----|----|-----|------|----|-----|----|-----|-----|
| 2020 | 5.40 | 1-0 | 4 | 0 | 0 | 0/0 | 0 | 5.0 | 6 | 3 | 3 | 0 | 2 | 1 | 0 | 0 | 22 | .286 | 2 | 1 | 0 | 0 | 0 |
| 2021 | 9.82 | 0-0 | 9 | 0 | 0 | 0/0 | 0 | 7.1 | 8 | 8 | 8 | 2 | 8 | 2 | 1 | 1 | 33 | .276 | 1 | 2 | 0 | 0 | 0 |
| 2022 | 24.30 | 0-0 | 4 | 0 | 0 | 0/0 | 0 | 3.1 | 11 | 15 | 9 | 2 | 2 | 2 | 1 | 1 | 28 | .458 | 1 | 2 | 0 | 0 | 0 |
| 2023 | 2.81 | 0-1 | 15 | 0 | 0 | 0/0 | 0 | 25.2 | 27 | 12 | 8 | 4 | 12 | 6 | 1 | 1 | 108 | .273 | 1 | 4 | 0 | 0 | 1 |
| TOTAL | 6.10 | 1-1 | 32 | 0 | 0 | 0/0 | 0 | 41.1 | 52 | 38 | 28 | 8 | 24 | 11 | 3 | 3 | 191 | .301 | 5 | 9 | 0 | 0 | 1 |



RYAN CASTILLO

RHP • 6-2 • FR.
Los Lunas, N.M. • Los Lunas HS

39

LOS LUNAS HS (CLASS OF 2023): Named NM All-State as well as competing in the State All-Star Game ...Multiple-time All-Metro, All-District ... Named District Player of the Year following senior season in 2023.

2024 GAME-BY-GAME

| Date | Opponent | GS | IP | H | R | ER | BB | SO | 2B | 3B | HR | WP | BK | HBP | IBB | Score | W-L | Sv | ERA | NP |
|--------|--------------|----|-----|---|---|----|----|----|----|----|----|----|----|-----|-----|-------|-----|----|-------|----|
| Feb 18 | vs Minnesota | | 0.1 | 2 | 4 | 3 | 2 | 0 | 0 | 1 | 0 | 1 | 0 | 0 | 0 | 2-11 | 0-0 | 0 | 81.00 | 17 |
| Totals | | 0 | 0.1 | 2 | 4 | 3 | 2 | 0 | 0 | 1 | 0 | 1 | 0 | 0 | 0 | 2-11 | 0-0 | 0 | 81.00 | - |



WIL BANNISTER

RHP • 6-3 • SR.
Las Cruces, N.M. • Centennial HS

40

2023 (JUNIOR): In first season with the Lobos appeared in 16 games including one start on the mound...racked up 19 innings pitched with 11 strikeouts against eight walks...earned first win as a Lobo on May 2 with a two-inning performance against New Mexico State, including a season-high three strikeouts...earned first save as a Lobo on Feb. 18 vs. UC Santa Barbara with two shutout innings...threw a season-high 2 1/3 innings on March 10 vs. Air Force...had multiple strikeouts in three appearances.

2022 (SOPHOMORE, PIMA CC): As a sophomore posted a 3.77 ERA across 18 appearances primarily out of the bullpen...led the team with four saves...struck out 37 hitters while walking just 13 in 31 innings of work...earned three wins on the season...had a season-high six strikeouts on Feb. 2 against Northeastern Junior College...threw a season-high five innings on Feb. 18 against Community Christian College.

2021 (FRESHMAN, PIMA CC): As a true freshman logged 49 2/3 innings across 11 appearances...made 10 starts...carried a 5.62 ERA...had 42 strikeouts against 20 walks...tossed a pair of complete games...earned four wins and one save on the season...had a season-high nine strikeouts on Feb. 23 at Paradise Valley CC...threw first collegiate shutout on March 9 in a 7-0 win over Phoenix College...logged a one-hit shutout in an 8-0 win over Glendale CC on March 30.

2020 (COVID FRESHMAN, NEW MEXICO STATE): Pitched in two games out of the bullpen...struck out two hitters in one inning of work.

2024 GAME-BY-GAME

| Date | Opponent | GS | IP | H | R | ER | BB | SO | 2B | 3B | HR | WP | BK | HBP | IBB | Score | W-L | Sv | ERA | NP |
|--------|--------------------|----|-----|----|---|----|----|----|----|----|----|----|----|-----|-----|-------|-----|----|------|----|
| Feb 17 | vs CSU Bakersfield | | 2.2 | 3 | 1 | 1 | 0 | 0 | 1 | 0 | 0 | 1 | 0 | 0 | 0 | 4-3 | 0-0 | 0 | 3.38 | 43 |
| Feb 24 | SOUTH DAKOTA STA | * | 5.0 | 7 | 2 | 2 | 2 | 5 | 1 | 2 | 1 | 0 | 0 | 0 | 0 | 13-2 | 1-0 | 0 | 3.52 | 83 |
| Totals | | 1 | 7.2 | 10 | 3 | 3 | 2 | 5 | 2 | 2 | 1 | 1 | 0 | 0 | 0 | 17-5 | 1-0 | 0 | 3.52 | - |

CAREER SUMMARY

| Year | era | w-l | app | gs | cq | sho | sv | ip | h | r | er | bb | so | 2b | 3b | hr | bf | bavg | wp | hbp | bk | sfa | sha |
|-------|------|-----|-----|----|----|-----|----|------|-----|----|----|----|----|----|----|----|----|---------|----|-----|----|-----|-----|
| 2021* | 5.62 | 4-3 | 11 | 10 | 2 | 2/0 | 1 | 49.2 | 59 | 38 | 31 | 20 | 42 | 0 | 0 | 8 | 0 | .99.000 | 1 | 9 | 0 | 0 | 0 |
| 2022* | 3.77 | 3-1 | 18 | 1 | 0 | 0/0 | 4 | 31.0 | 24 | 19 | 13 | 13 | 37 | 0 | 0 | 0 | 0 | .99.000 | 0 | 2 | 0 | 0 | 0 |
| 2023 | 9.47 | 1-3 | 16 | 1 | 0 | 0/1 | 1 | 19.0 | 31 | 21 | 20 | 8 | 11 | 3 | 0 | 3 | 98 | .369 | 3 | 3 | 0 | 0 | 3 |
| TOTAL | 9.47 | 1-3 | 16 | 1 | 0 | 0/1 | 1 | 19.0 | 31 | 21 | 20 | 8 | 11 | 3 | 0 | 3 | 98 | .369 | 3 | 3 | 0 | 0 | 3 |
| All* | 5.78 | 8-7 | 45 | 12 | 2 | 2/1 | 6 | 99.2 | 114 | 78 | 64 | 41 | 90 | 3 | 0 | 11 | 98 | 1.357 | 4 | 14 | 0 | 0 | 3 |



BLANE ROMERO

RHP • 6-0 • SR.
Spring, Texas • Oak Ridge HS

41

2023 (JUNIOR, SAM HOUSTON): Made six appearances for Sam Houston for a total of 9.1 IP ... struck out seven and held batters to a .265 average ... finished the season with a 7.71 ERA.

2022 (SOPHOMORE, SAM HOUSTON): Made 17 appearances out of the bullpen for a total of 20 1/3 IP ... Struck out 20 and walked 9 in that span, finishing the season with a 6.64 ERA.

2020-21 (FRESHMAN, BLINN COLLEGE): Was part of Buccaneer squad in both 2020 and 2021 ... had 16 strikeouts in 15.0 IP ... made 9 appearances in 2021, punching out 7 in 8.2 IP

OAK RIDGE HS (CLASS OF 2019): Led prep team to district title in and state playoffs in 2018 and 2019 ... twice named all-district at pitcher and second base ... also a standout in football, earning all-state honors at quarterback ... named ORHS offensive MVP and academic all-state

CAREER SUMMARY (SAM HOUSTON STATE)

| Year | era | w-l | app | gs | cq | sho | sv | ip | h | r | er | bb | so | 2b | 3b | hr | bf | bavg | wp | hbp | bk | sfa | sha |
|-------|------|-----|-----|----|----|-----|----|------|----|----|----|----|----|----|----|----|-----|------|----|-----|----|-----|-----|
| 2022 | 6.64 | 1-0 | 17 | 0 | 0 | 0/0 | 0 | 20.1 | 25 | 17 | 15 | 9 | 21 | 5 | 0 | 2 | 98 | .301 | 5 | 4 | 1 | 1 | 1 |
| 2023 | 7.71 | 0-0 | 6 | 0 | 0 | 0/0 | 0 | 9.1 | 9 | 8 | 8 | 6 | 7 | 3 | 0 | 1 | 42 | .265 | 2 | 1 | 0 | 1 | 0 |
| TOTAL | 6.98 | 1-0 | 23 | 0 | 0 | 0/0 | 0 | 29.2 | 34 | 25 | 23 | 15 | 28 | 8 | 0 | 3 | 140 | .291 | 7 | 5 | 1 | 2 | 1 |



GENE TRUJILLO

1B • 6-5 • FR.
Albuquerque, N.M. • St. Pius X

43

ST. PIUS X (CLASS OF 2023): .597 batting average and 12 homers in senior season ... Ranked as the No. 1 First Baseman in his class in New Mexico and No. 3 overall (Perfect Game) ... Ranked as the No. 24 First Baseman in his class nationally. Three-time preseason All-American (Perfect Game).

2024 GAME-BY-GAME

| Date | Opponent | Pos | AB | R | H | RBI | 2B | 3B | HR | BB | SB | CS | HBP | SAC | SF | GDP | K | PO | A | E | Avg |
|--------|------------------|-------|----|---|---|-----|----|----|----|----|----|----|-----|-----|----|-----|---|----|---|---|------|
| Feb 16 | vs Oregon State | ph | 1 | 0 | 0 | 0 | 0 | 0 | 0 | 0 | 0 | 0 | 0 | 0 | 0 | 0 | 1 | 0 | 0 | 0 | .000 |
| Feb 18 | vs Minnesota | ph/1b | 1 | 0 | 0 | 0 | 0 | 0 | 0 | 0 | 0 | 0 | 0 | 0 | 0 | 0 | 1 | 1 | 0 | 0 | .000 |
| Feb 24 | SOUTH DAKOTA STA | ph | 1 | 1 | 1 | 2 | 0 | 0 | 1 | 0 | 0 | 0 | 0 | 0 | 0 | 0 | 0 | 0 | 0 | 0 | .333 |
| Totals | | Ogs | 3 | 1 | 1 | 2 | 0 | 0 | 1 | 0 | 0 | 0 | 0 | 0 | 0 | 0 | 2 | 1 | 0 | 0 | .333 |

On base pct. .333 • Slugging pct. 1.333



VASCON SMITH

OF • 6-0 • FR.
Rio Rancho, N.M. • Rio Rancho HS

44

RIO RANCHO HS (CLASS OF 2023): 2022 and 2023 First Team All-Metro ... 2022 and 2023 5A District 1st team ... 2023 5A All-State First Team ... 2023 NM District 1 5A Co-Player of the Year ... 2023 NM All-Stars First Team ... Won a state championship in his senior year, posting a .523 batting average to go with 41 RBI, 41 runs and seven homers, getting on base at a .593 clip ... 2022 All-Metro First Team (Football).



ETHAN OTT

1B/OF • 6-2 • JR.
Chesapeake, Va. • Greenbriar Christian

47

2023 (SOPHOMORE, UNC PEMBROKE): Improved his batting average to .369 in his second season, once again earning All-Conference honors ... Started all 55 games for UNCP ... Hit 10 homers and 10 doubles while drawing 35 walks ... stole seven bases.

2022 (FRESHMAN, UNC PEMBROKE): Conference Carolinas Freshman of the Year ... Hit .345 on the season while driving in a team-high 57 runs ... 14 2B, 1 3B and nine homers.

GREENBRIAR CHRISTIAN ACADEMY (CLASS OF 2021): Prepped at Greenbriar Christian Academy for coach Patrick Nichols ... Earned first team all-area, all-conference and conference player of the year laurels as a senior after hitting .500 with 10 extra-base hits, 30 RBI and 30 runs scored ... Junior campaign was canceled due to COVID restrictions.

2024 GAME-BY-GAME

| Date | Opponent | Pos | AB | R | H | RBI | 2B | 3B | HR | BB | SB | CS | HBP | SAC | SF | GDP | K | PO | A | E | Avg |
|--------|--------------------|-----|----|---|---|-----|----|----|----|----|----|----|-----|-----|----|-----|---|----|---|---|------|
| Feb 16 | vs Oregon State | *dh | 4 | 0 | 1 | 0 | 0 | 0 | 0 | 1 | 0 | 0 | 0 | 0 | 0 | 0 | 2 | 0 | 0 | 0 | .250 |
| Feb 18 | vs Minnesota | *dh | 5 | 0 | 1 | 0 | 0 | 0 | 0 | 0 | 0 | 0 | 0 | 0 | 0 | 0 | 3 | 0 | 0 | 0 | .222 |
| Feb 19 | vs CSU Bakersfield | *1b | 0 | 0 | 0 | 2 | 0 | 0 | 0 | 3 | 0 | 0 | 0 | 0 | 0 | 0 | 0 | 7 | 0 | 0 | .222 |
| Feb 23 | SOUTH DAKOTA STA | *dh | 5 | 1 | 2 | 2 | 0 | 0 | 0 | 0 | 0 | 0 | 0 | 0 | 1 | 0 | 1 | 0 | 0 | 0 | .286 |
| Feb 24 | SOUTH DAKOTA STA | *dh | 5 | 0 | 2 | 1 | 1 | 0 | 0 | 0 | 0 | 0 | 0 | 0 | 0 | 0 | 2 | 0 | 0 | 0 | .316 |
| Totals | | 5gs | 19 | 1 | 6 | 5 | 1 | 0 | 0 | 4 | 0 | 0 | 0 | 0 | 1 | 0 | 8 | 7 | 0 | 0 | .316 |

On base pct. .417 • Slugging pct. .368



ANDREW NEIL

INF/RHP • 5-11 • JR.
Oakley, Calif. • Freedom HS

48

2023 (SOPHOMORE, FOLSOM LAKE CC): First Team All-Conference Utility player after hitting .320 on the season while also pitching 79 innings .. struck out 73 and finished the season with a 4.44 ERA ... three homers, one triple and eight doubles while driving in 25 RBI ...
2022 (FRESHMAN, LOS MEDANOS JC): Conference MVP, Freshman Pitcher of the Year, JUCO All-American ... hit .331 while scoring a team-high 52 runs and driving in 28 more ... threw 79 innings in total with a 2.39 ERA and 1.01 WHIP while striking out 89 in that span.
FREEDOM HS (CLASS OF 2021): First-team all-BVAL selection in 2021 ... Graduated that spring.

2024 GAME-BY-GAME

| Date | Opponent | Pos | AB | R | H | RBI | 2B | 3B | HR | BB | SB | CS | HBP | SAC | SF | GDP | K | PO | A | E | Avg |
|--------|------------------|-----|----|---|---|-----|----|----|----|----|----|----|-----|-----|----|-----|---|----|---|---|------|
| Feb 23 | SOUTH DAKOTA STA | pr | 0 | 1 | 0 | 0 | 0 | 0 | 0 | 0 | 0 | 0 | 0 | 0 | 0 | 0 | 0 | 0 | 0 | 0 | .000 |
| Feb 24 | SOUTH DAKOTA STA | pr | 0 | 1 | 0 | 0 | 0 | 0 | 0 | 0 | 0 | 0 | 0 | 0 | 0 | 0 | 0 | 0 | 0 | 0 | .000 |
| Totals | | Ogs | 0 | 2 | 0 | 0 | 0 | 0 | 0 | 0 | 0 | 0 | 0 | 0 | 0 | 0 | 0 | 0 | 0 | 0 | .000 |

On base pct. .000 • Slugging pct. .000



CAYNE KILLION

LHP • 6-0 • FR.
Mesa, Ariz. • Red Mountain HS

49

RED MOUNTAIN HS (CLASS OF 2023): Ranked as the No. 4 LHP prospect in the state of Arizona in his class by Perfect Game and No. 39 in the state overall ... Top-500 recruit nationally, No. 164 LHP in the nation for class of '23.

NEW MEXICO 2024 FIELDING STATS

| Player | c | po | a | e | fld% | dp | sba | csb | sba% | pb | ci |
|------------------------|-----|-----|-----|----|-------|----|-----|-----|-------|----|----|
| 11 STEPHENS, Sean | 22 | 22 | 0 | 0 | 1.000 | 0 | 0 | 0 | --- | 0 | 0 |
| 12 ASBY, Will | 14 | 14 | 0 | 0 | 1.000 | 0 | 0 | 0 | --- | 0 | 0 |
| 26 MANSY, Luke | 12 | 4 | 8 | 0 | 1.000 | 1 | 0 | 0 | --- | 0 | 0 |
| 47 OTT, Ethan | 7 | 7 | 0 | 0 | 1.000 | 1 | 0 | 0 | --- | 0 | 0 |
| 27 LOPEZ, David | 6 | 1 | 5 | 0 | 1.000 | 0 | 5 | 0 | 1.000 | 0 | 0 |
| 23 JACKSON, Jaren | 2 | 0 | 2 | 0 | 1.000 | 0 | 1 | 1 | .500 | 0 | 0 |
| 10 MUNGUIA, Austin | 2 | 2 | 0 | 0 | 1.000 | 0 | 0 | 0 | --- | 0 | 0 |
| 22 BAKER-LIVINGSTON,Be | 1 | 0 | 1 | 0 | 1.000 | 0 | 0 | 0 | --- | 0 | 0 |
| 29 HARDY, Wyatt | 1 | 1 | 0 | 0 | 1.000 | 0 | 0 | 0 | --- | 0 | 0 |
| 31 PENGELLY, Dayne | 1 | 0 | 1 | 0 | 1.000 | 0 | 1 | 0 | 1.000 | 0 | 0 |
| 19 STILL, Justin | 1 | 1 | 0 | 0 | 1.000 | 0 | 1 | 0 | 1.000 | 0 | 0 |
| 43 TRUJILLO, Gene | 1 | 1 | 0 | 0 | 1.000 | 0 | 0 | 0 | --- | 0 | 0 |
| 30 SPENRATH, Reed | 93 | 84 | 8 | 1 | .989 | 13 | 0 | 0 | --- | 0 | 0 |
| 18 HOLLAND, Jake | 67 | 61 | 5 | 1 | .985 | 0 | 10 | 3 | .769 | 2 | 0 |
| 3 DIXON, Devon | 45 | 16 | 28 | 1 | .978 | 8 | 0 | 0 | --- | 0 | 0 |
| 24 SMITH, Kyle | 39 | 38 | 0 | 1 | .974 | 0 | 10 | 0 | 1.000 | 0 | 0 |
| 8 KINKADE, Konner | 37 | 14 | 21 | 2 | .946 | 6 | 0 | 0 | --- | 0 | 0 |
| 15 WALKER, Khalil | 17 | 16 | 0 | 1 | .941 | 0 | 0 | 0 | --- | 0 | 0 |
| 9 MCALISTER, Josh | 17 | 3 | 13 | 1 | .941 | 2 | 0 | 0 | --- | 0 | 0 |
| 4 WOOD, Tye | 16 | 14 | 1 | 1 | .938 | 0 | 0 | 0 | --- | 0 | 0 |
| 2 WEISSENBORN, Chase | 15 | 8 | 6 | 1 | .933 | 5 | 0 | 0 | --- | 0 | 0 |
| 13 RUSSELL, Brett | 3 | 1 | 1 | 1 | .667 | 0 | 4 | 0 | 1.000 | 0 | 0 |
| 35 STEINKAMP, Arthur | 3 | 1 | 1 | 1 | .667 | 0 | 3 | 0 | 1.000 | 0 | 0 |
| 34 BARNHOUSE, Josh | 3 | 0 | 2 | 1 | .667 | 0 | 2 | 1 | .667 | 0 | 0 |
| 40 BANNISTER, Wil | 1 | 0 | 0 | 1 | .000 | 0 | 2 | 0 | 1.000 | 0 | 0 |
| 33 PURSER, Daxton | 0 | 0 | 0 | 0 | .000 | 0 | 1 | 2 | .333 | 0 | 0 |
| 39 CASTILLO, Ryan | 0 | 0 | 0 | 0 | .000 | 0 | 0 | 0 | --- | 0 | 0 |
| 38 LEHMBECK, Blake | 0 | 0 | 0 | 0 | .000 | 0 | 0 | 0 | --- | 0 | 0 |
| 6 MCBROOM, Brian | 0 | 0 | 0 | 0 | .000 | 0 | 0 | 0 | --- | 0 | 0 |
| 17 MOGEN, Cristian | 0 | 0 | 0 | 0 | .000 | 0 | 0 | 0 | --- | 0 | 0 |
| 48 NEIL, Andrew | 0 | 0 | 0 | 0 | .000 | 0 | 0 | 0 | --- | 0 | 0 |
| Totals | 426 | 309 | 103 | 14 | .967 | 14 | 20 | 4 | .833 | 2 | 0 |
| Opponents | 403 | 295 | 92 | 16 | .960 | 8 | 12 | 6 | .667 | 2 | 0 |

Hitting minimums - 1 Games 1 AB 2.0 AB/Game 1 TPA 2.0 TPA/Game

Pitching minimums - 1 Games 1.0 IP/Game

NEW MEXICO 2024 OVERALL STATS

Record: 7-5 Home: 5-3 Away: 0-0 Neutral: 2-2 MW: 0-0

| Player | avg | gp-gs | ab | r | h | 2b | 3b | hr | rbi | tb | slg% | bb | hp | so | gdp | ob% | sf | sh | sb-att | po | a | e | fld% |
|----------------------|------|-------|-----|-----|-----|----|----|----|-----|-----|-------|----|----|----|-----|------|----|----|--------|-----|-----|----|-------|
| 11 STEPHENS, Sean | .425 | 11-11 | 40 | 9 | 17 | 1 | 2 | 0 | 6 | 22 | .550 | 9 | 1 | 3 | 1 | .540 | 0 | 0 | 6-8 | 22 | 0 | 0 | 1.000 |
| 47 OTT, Ethan | .355 | 8-8 | 31 | 5 | 11 | 3 | 0 | 1 | 10 | 17 | .548 | 5 | 1 | 13 | 0 | .447 | 1 | 0 | 0-0 | 7 | 0 | 0 | 1.000 |
| 12 ASBY, Will | .325 | 12-10 | 40 | 11 | 13 | 3 | 0 | 4 | 14 | 28 | .700 | 8 | 1 | 3 | 0 | .440 | 1 | 0 | 0-0 | 14 | 0 | 0 | 1.000 |
| 30 SPENRATH, Reed | .317 | 12-11 | 41 | 9 | 13 | 5 | 1 | 0 | 6 | 20 | .488 | 13 | 1 | 13 | 0 | .491 | 0 | 0 | 0-0 | 84 | 8 | 1 | .989 |
| 8 KINKADE, Konner | .313 | 12-8 | 32 | 7 | 10 | 2 | 0 | 0 | 9 | 12 | .375 | 7 | 1 | 9 | 0 | .429 | 2 | 0 | 0-0 | 14 | 21 | 2 | .946 |
| 18 HOLLAND, Jake | .300 | 8-8 | 30 | 6 | 9 | 3 | 0 | 4 | 11 | 24 | .800 | 1 | 1 | 7 | 2 | .324 | 2 | 0 | 0-0 | 61 | 5 | 1 | .985 |
| 9 MCALISTER, Josh | .295 | 12-11 | 44 | 9 | 13 | 2 | 1 | 1 | 7 | 20 | .455 | 5 | 1 | 10 | 1 | .380 | 0 | 1 | 3-3 | 3 | 13 | 1 | .941 |
| 15 WALKER, Khalil | .286 | 9-7 | 28 | 9 | 8 | 1 | 0 | 0 | 4 | 9 | .321 | 10 | 0 | 6 | 0 | .474 | 0 | 0 | 0-2 | 16 | 0 | 1 | .941 |
| 26 MANSY, Luke | .240 | 10-6 | 25 | 7 | 6 | 1 | 0 | 0 | 3 | 7 | .280 | 9 | 0 | 4 | 0 | .441 | 0 | 1 | 0-0 | 4 | 8 | 0 | 1.000 |
| 3 DIXON, Devon | .200 | 11-11 | 40 | 8 | 8 | 2 | 0 | 0 | 2 | 10 | .250 | 4 | 1 | 11 | 2 | .289 | 0 | 1 | 0-0 | 16 | 28 | 1 | .978 |
| ----- | | | | | | | | | | | | | | | | | | | | | | | |
| 24 SMITH, Kyle | .429 | 7-5 | 21 | 8 | 9 | 4 | 0 | 1 | 9 | 16 | .762 | 5 | 2 | 6 | 1 | .571 | 0 | 0 | 0-1 | 38 | 0 | 1 | .974 |
| 4 WOOD, Tye | .409 | 10-8 | 22 | 10 | 9 | 1 | 0 | 2 | 7 | 16 | .727 | 9 | 4 | 6 | 0 | .629 | 0 | 0 | 3-4 | 14 | 1 | 1 | .938 |
| 43 TRUJILLO, Gene | .333 | 3-0 | 3 | 1 | 1 | 0 | 0 | 1 | 2 | 4 | 1.333 | 0 | 0 | 2 | 0 | .333 | 0 | 0 | 0-0 | 1 | 0 | 0 | 1.000 |
| 2 WEISSENBORN, Chase | .167 | 4-4 | 12 | 0 | 2 | 2 | 0 | 0 | 3 | 4 | .333 | 0 | 0 | 5 | 0 | .167 | 0 | 0 | 0-0 | 8 | 6 | 1 | .933 |
| 48 NEIL, Andrew | .000 | 2-0 | 0 | 2 | 0 | 0 | 0 | 0 | 0 | 0 | .000 | 0 | 0 | 0 | 0 | .000 | 0 | 0 | 0-0 | 0 | 0 | 0 | .000 |
| 10 MUNGUIA, Austin | .000 | 1-0 | 0 | 0 | 0 | 0 | 0 | 0 | 0 | 0 | .000 | 0 | 0 | 0 | 0 | .000 | 0 | 0 | 0-0 | 2 | 0 | 0 | 1.000 |
| Totals | .315 | 12 | 409 | 101 | 129 | 30 | 4 | 14 | 93 | 209 | .511 | 85 | 14 | 98 | 7 | .444 | 6 | 3 | 12-18 | 309 | 103 | 14 | .967 |
| Opponents | .343 | 12 | 440 | 102 | 151 | 38 | 5 | 19 | 94 | 256 | .582 | 50 | 14 | 98 | 13 | .421 | 7 | 3 | 20-24 | 295 | 92 | 16 | .960 |

LOB - Team (121), Opp (103). DPs turned - Team (14), Opp (8). IBB - Team (2), SPENRATH, R. 1, MCALISTER, J 1. Picked off - STEPHENS, S. 1.

(All games Sorted by Earned run avg)

| Player | era | w-l | app | gs | cg | sho | sv | ip | h | r | er | bb | so | 2b | 3b | hr | b/avg | wp | hp | bks | sfa | sha |
|------------------------|-------|-----|-----|----|----|-----|----|-------|-----|-----|----|----|----|----|----|----|-------|----|----|-----|-----|-----|
| 40 BANNISTER, Wil | 5.68 | 1-0 | 3 | 2 | 0 | 0/0 | 0 | 12.2 | 19 | 8 | 8 | 5 | 9 | 3 | 2 | 2 | .345 | 1 | 0 | 0 | 1 | 0 |
| 27 LOPEZ, David | 6.14 | 1-0 | 3 | 3 | 0 | 0/0 | 0 | 14.2 | 20 | 12 | 10 | 5 | 12 | 5 | 0 | 1 | .323 | 1 | 2 | 0 | 0 | 2 |
| ----- | | | | | | | | | | | | | | | | | | | | | | |
| 19 STILL, Justin | 0.00 | 1-0 | 4 | 0 | 0 | 0/0 | 1 | 6.0 | 4 | 1 | 0 | 6 | 7 | 0 | 0 | 0 | .190 | 1 | 1 | 0 | 0 | 0 |
| 17 MOGEN, Cristian | 0.00 | 1-0 | 1 | 0 | 0 | 0/0 | 0 | 2.0 | 2 | 0 | 0 | 0 | 0 | 1 | 0 | 0 | .250 | 0 | 0 | 0 | 0 | 0 |
| 22 BAKER-LIVINGSTON,Be | 3.00 | 0-0 | 2 | 2 | 0 | 0/0 | 0 | 6.0 | 6 | 2 | 2 | 1 | 8 | 1 | 0 | 0 | .286 | 1 | 2 | 0 | 1 | 0 |
| 33 PURSER, Daxton | 3.38 | 0-0 | 4 | 1 | 0 | 0/0 | 0 | 10.2 | 8 | 4 | 4 | 8 | 6 | 2 | 0 | 1 | .222 | 1 | 1 | 0 | 0 | 0 |
| 6 MCBROOM, Brian | 5.06 | 1-0 | 4 | 0 | 0 | 0/0 | 2 | 5.1 | 6 | 3 | 3 | 0 | 6 | 1 | 0 | 2 | .273 | 0 | 0 | 0 | 0 | 0 |
| 35 STEINKAMP, Arthur | 7.20 | 0-0 | 4 | 0 | 0 | 0/0 | 0 | 5.0 | 9 | 5 | 4 | 2 | 2 | 3 | 1 | 0 | .391 | 0 | 0 | 0 | 1 | 0 |
| 13 RUSSELL, Brett | 8.10 | 1-0 | 2 | 1 | 0 | 0/0 | 0 | 10.0 | 10 | 11 | 9 | 3 | 11 | 4 | 0 | 1 | .256 | 1 | 1 | 0 | 0 | 0 |
| 38 LEHMBECK, Blake | 9.00 | 0-0 | 1 | 0 | 0 | 0/0 | 0 | 1.0 | 3 | 1 | 1 | 0 | 2 | 2 | 0 | 0 | .500 | 0 | 0 | 0 | 0 | 0 |
| 29 HARDY, Wyatt | 12.71 | 0-1 | 3 | 0 | 0 | 0/0 | 1 | 5.2 | 11 | 8 | 8 | 0 | 8 | 2 | 0 | 1 | .393 | 1 | 0 | 0 | 0 | 0 |
| 34 BARNHOUSE, Josh | 13.50 | 0-0 | 4 | 0 | 0 | 0/0 | 0 | 8.0 | 17 | 14 | 12 | 6 | 9 | 6 | 0 | 3 | .436 | 1 | 0 | 0 | 1 | 0 |
| 23 JACKSON, Jaren | 15.68 | 0-3 | 3 | 2 | 0 | 0/0 | 0 | 10.1 | 22 | 19 | 18 | 7 | 12 | 6 | 0 | 8 | .440 | 0 | 3 | 0 | 2 | 1 |
| 31 PENGELLY, Dayne | 16.88 | 1-1 | 2 | 1 | 0 | 0/0 | 0 | 5.1 | 12 | 10 | 10 | 5 | 6 | 2 | 1 | 0 | .444 | 3 | 4 | 1 | 1 | 0 |
| 39 CASTILLO, Ryan | 81.00 | 0-0 | 1 | 0 | 0 | 0/0 | 0 | 0.1 | 2 | 4 | 3 | 2 | 0 | 0 | 1 | 0 | .667 | 1 | 0 | 0 | 0 | 0 |
| Totals | 8.04 | 7-5 | 12 | 12 | 0 | 0/0 | 4 | 103.0 | 151 | 102 | 92 | 50 | 98 | 38 | 5 | 19 | .343 | 12 | 14 | 1 | 7 | 3 |
| Opponents | 7.96 | 5-7 | 12 | 12 | 0 | 0/0 | 2 | 98.1 | 129 | 101 | 87 | 85 | 98 | 30 | 4 | 14 | .315 | 18 | 14 | 2 | 6 | 3 |

PB - Team (2), HOLLAND, J. 2, Opp (2). Pickoffs - Team (2), RUSSELL, B. 1, BARNHOUSE, J 1, Opp (1). SBA/ATT - HOLLAND, J. (10-13), SMITH, K. (10-10), LOPEZ, D. (5-5), RUSSELL, B. (4-4), BARNHOUSE, J (2-3), PURSER, D. (1-3), STEINKAMP, A (3-3), BANNISTER, W (2-2), JACKSON, J. (1-2), PENGELLY, D. (1-1), STILL, J. (1-1).