



# new MEXICO LOBOS

## 2024 BASEBALL GAME NOTES

X @UNMLOBOBASEBALL | #GOLOBOS | GOLOBOS.COM

### GAMES 14-16: VS. UNLV, MARCH 8-10



#### NEW MEXICO (7-6, 0-0 MW)

Head Coach: Tod Brown (54-64, 3rd season) [395-414 overall]

2023 Record: 26-25 (13-17 Mountain West)

Home: 17-10 | Away: 6-14 | Neutral: 3-1



#### UNLV (9-3, 2-1 MW)

Head Coach: Stan Stottle

2023 Record: 21-30 (12-18 Mountain West)

Home: 12-10 | Away: 7-18 | Neutral: 2-2

### LEADING OFF...

#### LAST WEEKEND (VS. HOFSTRA, 3/1-3)

The Lobos (7-5) won back-to-back games to secure the series split in their four-game set with Hofstra last weekend, dropping a pair of one-run games with a tying run on third in the first two (9-10, 15-16) before hitting six homers over the next two games – three of which from Jake Holland with two more from Tye Wood – en route to comfortable 11-7 and 9-6 wins to avoid the series loss. Sean Stephens (8 H) and Reed Spenrath (7 H) both batted .500 over the series to lead all Lobos who appeared in all four games, with eight Lobos batting above .300 on the weekend and 10 picking up at least three hits in that span. Stephens went 4-for-5 on stolen bases against Hofstra, with the rest of team combined going 1-for-3. Jake Holland drove in a team-high eight runs on 1.083 slugging — seven of which being in the last two games — and Kyle Smith added seven more in just two games, with Tye Wood, Ethan Ott and Will Asby all finishing with five each.

UNM batted .355 as a team on the weekend, outslugging Hofstra .631 to .523 while connecting on 22 extra base hits to the Pride's 18. Hofstra was a perfect 15-for-15 on stolen bases headed into last weekend but were caught stealing three times against UNM. As a team, the Lobos got on base at a .484 clip — all but two Lobo batters finished the series with multiple walks, with Spenrath and Mansy both drawing a team-high six.

#### LAST TIME OUT (VS. TEXAS TECH, 3/5)

UNM took an 8-7 lead heading into the seventh against No. 17 Texas Tech in midweek action Tuesday at Santa Ana Star Field, but the Lobos were kept off the board the rest of the way after a four-run sixth in response to fall 11-8.

Down 7-0 heading into the bottom of the second, the Lobos stormed back with four runs in the second and three more in the third to tie things, taking their first lead of the game on a fielder's choice knock from Konner Kinkade, who drove

#### PROBABLE STARTERS

**FRI:** RHP DAVID LOPEZ VS. RHP AUSTIN CATES

**SAT:** LHP DAXTON PURSER VS. RHP SAM SIMON

**SUN:** RHP WIL BANNISTER VS. RHP ALBERT ROBLETZ

in a career-high four RBI. But the Red Raiders' four runs in response in the top of the fourth were enough to last the rest of the way as neither team scored again.

Devon Dixon went 3-for-5 — matching a career-high he'd notched just three times in his career prior — to lead a 12-hit outing for UNM, with Sean Stephens (1 R, 2 RBI) and Kinkade (4 RBI) both adding two knocks each.

In his season debut, Akili Carris got the start at third base and picked up his first career RBI with a double and Khalil Walker (2 R, 1 RBI), Tye Wood (2 R), Reed Spenrath (1 R), and Will Asby all added a hit each. UNM actually out-hit Texas Tech 12-11, with four Lobos connecting on a two-bagger each.

#### SPENRATH BACK ON TRACK

After going hitless through UNM's first four games and striking out six times in that span, Preseason All-MW First Baseman Reed Spenrath is back to his old ways — he's now riding a nine-game hit streak, with multiple hits in four of those games to go with six doubles and a triple. He's yet to exit the yard, though — he hit a team-high 19 homers last season for UNM. Pitchers have been throwing carefully to Spenrath — he's drawn a walk in 10 out of his 13 games this season, with a career-high four against Hofstra on Saturday. Spenrath still has a 16-game on base streak dating back to the end of the 2023 season, even though he didn't have a hit this season until Feb. 22. He drew one walk

CONTINUED ON PAGE 2

### 2024 SCHEDULE

HOME: 5-4 AWAY: 0-0 NEUTRAL: 2-2

DATE	OPPONENT	TIME/RESULT
2/16	Oregon State <sup>^</sup>	L, 6-15
2/17	CSU Bakersfield <sup>^</sup>	W, 4-3
2/18	Minnesota <sup>^</sup>	L, 2-11
2/19	CSU Bakersfield <sup>^</sup>	W, 6-2
2/22	S. Dakota St.	L, 5-11
2/23	S. Dakota St.	W, 12-11
2/24	S. Dakota St.	W, 9-8
2/24	S. Dakota St.	W (7), 13-2
3/1	Hofstra	L, 9-10
3/2	Hofstra	L, 15-16
3/2	Hofstra	W, 11-7
3/3	Hofstra	W, 9-6
3/5	Texas Tech	L, 8-11
3/8	UNLV*	6 p.m.
3/9	UNLV*	2 p.m.
3/10	UNLV*	12 p.m.
3/12	Arizona State	6:30 p.m.
3/15	Nevada*	7:05 p.m.
3/16	Nevada*	3:05 p.m.
3/17	Nevada*	1:05 p.m.
3/19	New Mexico St.	6 p.m.
3/22	San Jose St.*	6 p.m.
3/23	San Jose St.*	2 p.m.
3/24	San Jose St.*	12 p.m.
3/28	San Diego St.*	7 p.m.
3/29	San Diego St.*	7 p.m.
3/30	San Diego St.*	2 p.m.
4/2	Arizona	6 p.m.
4/5	Sam Houston St.	6 p.m.
4/6	Sam Houston St.	2 p.m.
4/7	Sam Houston St.	12 p.m.
4/9	New Mexico St.	6 p.m.
4/12	Fresno State*	6 p.m.
4/13	Fresno State*	2 p.m.
4/14	Fresno State*	12 p.m.
4/16	CSU-Pueblo	6 p.m.
4/19	Air Force*	3:05 p.m.
4/20	Air Force*	1:05 p.m.
4/21	Air Force*	12:05 p.m.
4/23	Texas Tech	1 p.m.
4/26	San Diego St.*	6 p.m.
4/27	San Diego St.*	2 p.m.
4/28	San Diego St.*	12 p.m.
4/30	New Mexico St.	6 p.m.
5/3	UNLV*	7:05 p.m.
5/4	UNLV*	3:05 p.m.
5/5	UNLV*	1:05 p.m.
5/7	New Mexico St.	6 p.m.
5/10	Nevada*	6 p.m.
5/11	Nevada*	2 p.m.
5/12	Nevada*\$	12 p.m.
5/16	San Jose St.*	7:05 p.m.
5/17	San Jose St.*	3:05 p.m.
5/18	San Jose St.*	1:05 p.m.

<sup>^</sup> - Sanderson Ford College Baseball Classic

\* - Mountain West Conference Game

\$ - Senior Day

Home Games in **Bold**



REGIONAL APPEARANCES

1962 2010 2011  
2012 2013 2016



REGULAR SEASON CHAMPIONS  
TOURNAMENT CHAMPIONS

1962 2000 2011  
2011 2012 2013  
2014 2016 2017

## UNIVERSITY OF NEW MEXICO

Location	Albuquerque, N.M.
Founded	1889
Enrollment	8,800
Nickname	Lobos
Colors	Cherry and Silver
Affiliation	NCAA Division I
Conference	Mountain West
President	Garnett Stokes
Director of Athletics	Eddie Nunez
Faculty Representative	Karen Gaudreault
Athletic Dept. Phone	(505) 925-5521
Ticket Operations	(505) 925-5627

## BASEBALL STADIUM

Home Field	Santa Ana Star Field
Capacity	1,000
Dimensions	338 (LF); 408 (LC); 420 (CF); 408 (RC) 338 (RF)

## UNM BASEBALL HISTORY

First Season	1899
Overall Record	1,940-1,795-18 (.519)
Overall MW Record	337-260-1 (.564)
Years in NCAA Postseason	6 (1962, 2010, '11, '12, '13, '16)
Conference Titles	7 (1962, 2000, '11, '12, '13, '14, '17)
Conference Tournament Titles	3 (2011, '12, '16)

## COACHING STAFF

Head Coach	Tod Brown
Phone	(505) 925-5500
Email	todbrown21@unm.edu
Years at UNM	3rd season
Record at UNM	54-64 (3 yr.)
Overall Record	395-414 (15 yrs.)
Pitching Coach	Michael Lopez
Phone	(505) 925-5500
Email	mlopez41@unm.edu
Years at UNM	3rd season
Asst. Coach/Recruiting Coord.	Matt Risdon
Phone	(847) 630-6105
Email	mrison@unm.edu
Years at UNM	2nd season
Assistant Coach/Hitting	Justin Mitchell
Years at UNM	1st season
Athletic Trainer	Robert Rimorin

## 2023 REVIEW

Overall Record	26-25
MWC Record (Finish)	13-17 (5th)
Home Record	17-10
Away Record	6-14
Neutral Record	3-1
Starters Returning/Lost	7/6
Pitchers Returning/Lost	8/8
Letterwinners Returning/Lost	15/19
Newcomers	24

## 5 THINGS TO KNOW

- UNM finished 2023 with the third-best team batting average (.328) in D-I and are up to .315 after last weekend.
- The Lobos improved from 21-33 in Brown's first season to 26-25 in '23, going from a 9.06 ERA as a team to a 5.95.
- UNM has rallied to avoid a series loss in both of their two four-game weekend series at home.
- The Lobos lead the MW in HR, total runs, total hits, double plays and BB – they rank Top-5 in the nation in DPs per game.
- UNM lost three starting pitchers from last season but bolster their pitching depth with 12 newcomers.

in each of his first five games.

### LOBOS SHOWING SOME POWER

UNM's bats caught fire in the four-game series against Hofstra last weekend, with the Lobos' connecting on eight homers in that span after only hitting six in the eight games previous. The Lobos have hit multiple homers in three of their last six games, including a season-high four homers against Hofstra in the second leg of a doubleheader on March 2. In UNM's last five games, Jake Holland has hit three homers and Tye Wood has hit two – with the second being UNM's first grand slam of the season. Ethan Ott, Will Asby and Kyle Smith all added on each. UNM has hit 17 doubles in its last five games as well, with a season-high six against Hofstra on March 1 and four against No. 17 Texas Tech on Tuesday. Spennath has led the way in that span with four doubles, with Will Asby adding three more and Ott, Josh McAlister, Smith and Devon Dixon all adding two each. McAlister also added a triple to make it a total of 26 extra bases hits since last Friday.

### LOPEZ SETTLING INTO FRIDAY ROLE

RHP David Lopez (will be making his fourth start of the season and second Friday start after proving himself as one of the Lobos' most durable arms through 14 ⅔ innings of work. He's notched five strikeouts in each of his last two starts while walking two or less in both, holding Hofstra to just one extra base hit in an efficient outing last Friday (5 IP, 5 H, 2 ER, 2 BB, 5 K).

### PURSER AND BANNISTER BACK ON THE BUMP

LHP Daxton Purser (10.2 IP, 3.38 ERA) and RHP Wil Bannister (12.2 IP, 5.68 ERA) will both reprise their starting roles from last weekend – Purser's second career start and Bannister's third. Purser posted a team-best 3.38 ERA over two appearances last weekend for a total of 5 ⅓ innings of work, holding Hofstra to two earned runs in that span and blanking them for the first three innings for the first time all weekend in a crucial series finale to help the Lobos secure the split. Bannister earned the win in his second start last

weekend, striking out three while minimizing the damage from nine Hofstra hits to hold them to just five runs during his time on the mound.

### ALL-TIME SERIES

UNM trails the all-time series 86-102, but holds a 42-29 advantage over the Rebels at home. The Lobos only faced UNLV for one series last season, taking a game off the Rebels but dropping the series (13-5, 5-7, 3-8). This will be the first time UNLV plays at Santa Ana Star Field since April 1-3, 2022. A series win for UNM would be the first since 2019.

### SCOUTING THE REBELS

The Rebels enter the weekend 9-3, with series wins over Pacific and Bradley and midweek wins over then-No. 23 Stanford and Utah Tech before MW play began. UNLV has already started off Mountain West play with a series win, beating San Jose State last weekend in two out of three (23-5, 8-7, 13-16) but falling to BYU in midweek action on Tuesday (4-6) to move to 3-2 over the last five. Austin Kryszczuk led the Rebels with seven RBI over the three-game weekend series while batting .333 on the weekend – four other Rebels drove in at least four runs and eight batted above .300 in that span. Friday starter Austin Cates didn't allow a single run on five hits last weekend, striking out 11 while only walking one. He's one of four UNLV throwers who posted a 0.00 ERA in the series.

### LOBOS SWINGING HOT BATS

UNM improved its team batting average for a second consecutive weekend after batting .353 over last weekend – the Lobos now tout a .314 team average, up from their .291 average after eight games and a .219 average through their first four. They're also leading the conference and rank No. 11 in NCAA D-I in walks, drawing 85 in total. Reed Spennath and Sean Stephens are both riding impressive on-base and hitting streaks – Spennath has reached base successfully in 16 straight games dating back to last season and has picked up a hit in nine straight, while Stephens has reached safely in 11 straight with

CONTINUED ON PAGE 3

## PRESEASON MWC COACHES' POLL





### 2024 Predicted Order of Finish

RANK	SCHOOL	POINTS
1.	San José State (4)	33
2.	Fresno State (2)	28
3.	Air Force (1)	27
4.	San Diego State	19
5.	<b>New Mexico</b>	<b>15</b>
5.	UNLV	15
7.	Nevada	10

## PRESEASON ALL-MOUNTAIN WEST

Name	Yr.	Pos.	Institution
Sam Kulasingam	Sr.	INF	Air Force
Jay Thomason	Sr.	INF	Air Force
Jake Dixon	GR.	P	Fresno State
Murf Gray	So.	INF	Fresno State
Tommy Hopfe	Jr.	UTL	Fresno State
<b>Reed Spennath</b>	<b>Sr.</b>	<b>INF</b>	<b>New Mexico</b>
Chris Canada	Jr.	P	San Diego State
Omar Serrano	Jr.	P	San Diego State
Hunter Dorraugh	Sr.	INF	San José State
Robert Hamchuk	Sr.	OF	San José State
Theo Hardy	Sr.	INF	San José State
Mickey Thompson	Sr.	P	San José State
Rylan Charles	Sr.	OF	UNLV

## THE WEEK AHEAD

FRIDAY	SATURDAY	SUNDAY	MONDAY	TUESDAY	WEDNESDAY	THURSDAY
<b>8</b>	<b>9</b>	<b>10</b>	<b>11</b>	<b>12</b>	<b>13</b>	<b>14</b>
						
VS UNLV   6 P.M. MDT SANTA ANA STAR FIELD ALBUQUERQUE, N.M.	VS UNLV   2 P.M. MDT SANTA ANA STAR FIELD ALBUQUERQUE, N.M.	VS UNLV   6 P.M. MDT SANTA ANA STAR FIELD ALBUQUERQUE, N.M.		VS ARIZONA STATE   2 P.M. MT PHOENIX MUNICIPAL PHOENIX, ARIZ.		

### COACH BROWN VS. 2024 OPPONENTS

OPPONENT	OVERALL	UNM	LAST
Air Force	6-6	6-6	4/23/23
Arizona	2-12	1-2	4/25/23
Arizona State	1-1	1-1	3/23/22
Colorado State-Pueblo	1-1	1-1	4/12/23
CSU Bakersfield	2-0	2-0	2/19/24
Fresno State	7-5	7-5	4/30/23
Hofstra	2-2	2-2	3/3/24
Minnesota	11-17	1-1	2/18/24
Nevada	6-4	5-4	3/25/23
New Mexico State	6-2	6-2	5/16/23
Northern Colorado	20-14	0-0	2/25/23
Oregon State	1-5	1-4	2/19/23
San Diego State	0-9	0-9	4/2/23
San Jose State	3-6	3-6	4/8/23
South Dakota State	34-36	3-1	2/24/2
Texas Tech	2-4	2-4	3/5/24
UNLV	2-7	2-7	5/7/23

a six-game hit streak. Stephens has connected on two or more hits in five of his last six (three straight 2-hit games), while Spenrath has finished with multiple hits in three of his last six.

#### OTHER NOTES

- LHP Justin Still is keeping it difficult in relief, with a 0.00 ERA over 4 innings of work. Opposing batters are hitting just .091 against him, and he struck out three in three clean innings of relief in his debut against Minnesota in Surprise.

- In Chase Weissenborn's absence due to injury, Devon Dixon has been efficient at shortstop, producing multiple putouts and multiple assists in each of his last five.

#### MOUNTAIN WEST BREAKDOWN

Through 12 games, the Lobos lead the Mountain West in 7 statistical categories:

- On Base Percentage (.444)
- Doubles (30)
- Home Runs (14)
- Walks (85)
- Putouts (309)
- Double Plays (14)
- Saves (4)

The Lobos rank second in the conference in 10 more categories — they're just behind this

weekend's opponents UNLV in seven of them.

- Batting Average (.315)
- Slugging Percentage (.511)

- Runs Scored (101)
- Hits (129)
- RBI (93)
- Total Bases (209)
- Stolen Bases (12)
- Batters Struck Out (98)
- Batters Struck Out Looking (33)
- Wins (7)

#### SEASON-OPENING NOTES / EARLY RETURNS

- UNM looks to improve its standing in the Mountain West for a third consecutive season — the Lobos finished sixth (10-20 MW) in Brown's first season as head coach in 2022 and narrowly missed out on the conference tournament with a fifth-place finish (13-17 MW) in 2023.
- The Lobos' offense in 2023 was one of their most productive in recent memory — UNM's .328 team batting average was the third-best in the NCAA and best in the Mountain West, as well as the Lobos' best since 2013.
- UNM's 26-25 record in 2023 was the most wins since 2017 and first winning season since then (not counting UNM's 14-4 record in the canceled COVID season of 2020).
- Reed Spenrath has been named to the Mountain West Baseball

### KEY POSITION PLAYER LOSSES

Player, Pos.	Avg.	R	H	2B	3B	HR	RBI
#4 Deylan Pigford, 2B	.297	39	43	9	3	5	13
#7 Jeffrey David, INF/OF	.306	38	59	13	5	3	41
#15 Braydon Runion, OF	.357	48	76	23	4	9	56
#33 Dylan Ditzenberger, OF	.437	42	59	9	1	2	27
#34 Lenny Junior Ashby, OF	.381	46	80	18	0	9	51

### KEY PITCHING LOSSES

Name, Pos.	ERA	APP	IP	W-L	SV	BB	K
#2 Tristin Lively, SP	4.42	13	77.1	6-4	0	23	62
#10 Riley Egloff, SP	6.05	13	74.1	7-3	0	21	67
#27 Isaac Gallegos, SP	4.35	12	70.1	4-2	0	32	60

### TOP RETURNING POSITION PLAYERS

Player, Pos., Yr.	Avg.	R	H	2B	3B	HR	RBI
#2 Chase Weissenborn, SS, Sr.	.291	36	52	10	2	1	27
#3 Devon Dixon, 2B, Sr.	.274	38	45	10	0	6	27
#11 Sean Stephens, OF Sr.	.349	11	22	5	1	1	8
#19 Jake Holland, C, Sr.	.333	29	50	7	1	12	39
#30 Reed Spenrath, 1B, Sr.	.321	54	61	11	4	19	65
#24 Kyle Smith, C/DH, Sr.	.271	17	19	3	3	5	13

### TOP RETURNING PITCHERS

Pitcher, Yr.	ERA	APP	IP	W-L	SV	BB	K
#6 Brian McBroom, RHP, Jr.	5.53	25	40.2	4-2	3	11	39
#19 Justin Still, LHP, Jr.	5.91	17	21.1	0-1	0	16	20
#23 Jaren Jackson, LHP, Sr.	7.46	12	44.2	3-2	1	12	32
#35 Arthur Steinkamp, LHP, Sr.	2.81	15	25.2	0-1	0	4	12
#46 Ben Baker-Livingston, RHP, Jr.	8.62	10	24.0	0-4	0	10	10

### TOP NEWCOMERS

Pos.	Name	Yr.	'23 School
RHP/INF	Andrew Neil	Jr.	Folsom Lake CC
3B	Josh McAlister	Jr.	Ohio State
OF	Tye Wood	Jr.	Iowa Western
RHP	Dayne Pengelly	Jr.	Pima CC
RHP	David Lopez	Jr.	Wharton County JC
1B/OF	Ethan Ott	Jr.	UNC Pembroke

Preseason All-Conference Team, with the Lobos picked fifth in the preseason poll as voted on by the league's coaches.

#### BROWN'S PROGRAM-BUILDING RESUME

- In his first five seasons as head coach at North Dakota State, Brown's teams improved their winning percentage in each season, going from 15-30 (.333) in his first season in 2008 to 40-20 (.667) in 2012 and finishing each of the next nine seasons above .400. The Bison reached the

Summit League tournament eight times in that span, advancing to NCAA Regionals in 2014 and 2021.

- Brown coached the Bison to 40-win seasons in 2012 and 2021.
- In Brown's second season at UNM, the Lobos improved to 26-25 from 21-33 the year prior, with the highest team batting average since 2013 (.328) and lowest team ERA since 2016 (5.95).
- In 16 years as a D-I Head Coach, Brown has finished the season above .400 13 times and above .500 five times — the



# TEAM STATISTICS COMPARISON

## GENERAL

### NEW MEXICO

26-25	2023 RECORD	21-30
7-6	2024 RECORD	9-3 (2-1 MW)

## HITTING

.314	BATTING AVG.	.316
109	RUNS	111
141	HITS	137
34	2BS	30
4	3BS	6
14	HRS	14
101	RBIS	99
.501	SLG%	.510
.440	ON-BASE%	.432
6	SACRIFICE FLIES	6
3	SACRIFICE HITS	2
16-22	SB-SBA	6-11

## DEFENSE

336	PUTOUTS	321
113	ASSISTS	115
16	ERRORS	13
.966	FLD%	.971

## PITCHING

8.20	ERA	3.62
4	SAVES	4
112.0	INNINGS PITCHED	107.0
151	HITS ALLOWED	100
113	RUNS ALLOWED	54
102	EARNED RUNS ALLOWED	43
54	WALKS	42
102	STRIKEOUTS	97
42	2BS ALLOWED	24
6	3BS ALLOWED	4
20	HRS ALLOWED	11
.339	BATTING AVG. AGAINST	.243

only three seasons in which he's finished below .400 were his first two years in Grand Forks (2008, 2009) and his first season in Albuquerque (2022).

### SPENRATH CRACKS THE TOP 50 1B'S

- UNM Senior First Baseman Reed Spenrath was named to D1Baseball.com's Top 50 first baseman rankings, coming in at No. 46 in the nation. A first-team all-conference selection in first season with the Lobos, Spenrath led the team and ranked second in the conference in 2023 with 19 home runs – the sixth-most in a single season in program history – and 65 RBIs. The 6'5" power hitter also led the team and ranked third in the conference with 54 runs scored, batting .321 while reaching base at a clip of .421. He finished the season with 16 multi-hit games and 18 multi-RBI games.

### YOUR 2024 LOBOS ROSTER

- UNM's 2024 roster includes 16 returning players with 24 newcomers – the Lobos return

seven position players who started at least 10 games in 2023 and losing six.

- Of the Lobos' newcomers, 8 are freshmen and 16 are transfers – 12 from junior colleges and four from four-year institutions.

- 29 players are upperclassmen – 13 seniors and 16 juniors – the most upperclassmen Brown has had on a roster in Albuquerque.

### 2023 BY THE NUMBERS

- UNM's .328 batting average in 2023 was its highest since 2013 – The Lobos led the Mountain West in that category and ranked third nationally.

- The Lobos hit 87 home runs – their most since 2003. That total led the Mountain West and is the third most in program history.

- UNM slugged .559 on the season, the sixth-highest in program history and highest since 2003, leading the Mountain West.

- With a .974 fielding percentage – second-highest in program history (2017) – the Lobos led the Mountain West.

## UNLV ALL-TIME SERIES

### (SINCE 2010)

Series Record: 86-102

Home: 42-29; Away: 42-73; Neutral: 2-11

4/1/10	Las Vegas, Nev.	L, 5-7
4/2/10	Las Vegas, Nev.	W, 7-3
4/3/10	Las Vegas, Nev.	W, 6-2
5/26/10	San Diego, Calif.	L, 5-6
5/28/10	San Diego, Calif.	W, 10-3
3/25/11	Albuquerque, N.M.	W, 3-1
3/26/11	Albuquerque, N.M.	W, 7-6
3/27/11	Albuquerque, N.M.	W, 9-7
4/29/11	Las Vegas, Nev.	L, 0-8
4/30/11	Las Vegas, Nev.	L, 1-4
5/1/11	Las Vegas, Nev.	L, 4-8
4/27/12	Albuquerque, N.M.	W, 11-4
4/28/12	Albuquerque, N.M.	W, 16-5
4/29/12	Albuquerque, N.M.	W, 9-1
5/11/12	Las Vegas, Nev.	L, 4-7
5/12/12	Las Vegas, Nev.	W, 10-7
5/13/12	Las Vegas, Nev.	W, 11-7
5/24/12	Las Vegas, Nev. (MW Tourn.)	W, 13-0
3/15/13	Las Vegas, Nev.	W, 3-2
3/16/13	Las Vegas, Nev.	L, 7-8
3/17/13	Las Vegas, Nev.	W, 12-7
4/26/13	Albuquerque, N.M.	W, 9-0
4/27/13	Albuquerque, N.M.	W, 5-3
4/28/13	Albuquerque, N.M.	W, 14-13 (10)
5/24/13	Fresno, Calif. (MW Tourn.)	W, 7-1
3/7/14	Albuquerque, N.M.	L, 2-8
3/8/14	Albuquerque, N.M.	L, 2-3
3/9/14	Albuquerque, N.M.	W, 5-4 (12)
4/25/14	Las Vegas, Nev.	L, 2-11
4/26/14	Las Vegas, Nev.	L, 6-14
4/27/14	Las Vegas, Nev.	L, 2-14
4/17/15	Las Vegas, Nev.	W, 9-0
4/18/15	Las Vegas, Nev.	W, 10-8
4/19/15	Las Vegas, Nev.	L, 2-3
4/1/16	Albuquerque, N.M.	W, 15-3
4/2/16	Albuquerque, N.M.	W, 10-5
4/3/16	Albuquerque, N.M.	L, 5-6
5/6/16	Las Vegas, Nev.	L, 6-11
5/7/16	Las Vegas, Nev.	W, 6-2
5/8/16	Las Vegas, Nev.	L, 4-10
3/24/17	Las Vegas, Nev.	W, 29-8
3/25/17	Las Vegas, Nev.	W, 4-2
3/26/17	Las Vegas, Nev.	W, 7-3
4/21/17	Albuquerque, N.M.	W, 13-4
4/22/17	Albuquerque, N.M.	W, 13-4
4/23/17	Albuquerque, N.M.	W, 11-9
4/20/18	Albuquerque, N.M.	W, 8-5
4/21/18	Albuquerque, N.M.	W, 11-2
4/22/18	Albuquerque, N.M.	L, 3-8
3/29/19	Las Vegas, Nev.	W, 3-2
3/30/19	Las Vegas, Nev.	L, 0-8
3/31/19	Las Vegas, Nev.	W, 7-4
5/11/19	Albuquerque, N.M.	L, 2-4
5/11/19	Albuquerque, N.M.	L, 8-18
5/12/19	Albuquerque, N.M.	W, 3-2
3/6/21	Las Vegas, Nev.	L, 7-24
3/6/21	Las Vegas, Nev.	L, 5-8
3/7/21	Las Vegas, Nev.	L, 0-1 (11)
4/1/22	Albuquerque, N.M.	L, 3-18
4/2/22	Albuquerque, N.M.	L, 4-12
4/3/22	Albuquerque, N.M.	L, 6-27
4/22/22	Las Vegas, Nev.	L, 2-15
4/23/22	Las Vegas, Nev.	W, 7-4
4/24/22	Las Vegas, Nev.	L, 11-13
5/5/23	Las Vegas, Nev.	W, 13-5
5/6/23	Las Vegas, Nev.	L, 5-7
5/7/23	Las Vegas, Nev.	L, 3-8

- Improving from a 9.06 ERA as a team in Brown's first season to a 5.95, UNM only allowed 3.20 walks per nine innings, its lowest average since 2014 and the best in the Mountain West. The Lobos' 1.59 WHIP was its lowest since 2015.

- UNM scored 441 runs (most since 2017, led MW) and racked up 617 hits (most since 2017, led MW) to go with 24 triples (most since 2015, led MW) and 411 RBI (most since 2017, led

MW).

- Lobo batters reached base at a .406 clip, UNM's best average since 2017 (Led MW).
- UNM turned 48 double plays in 51 games, the most in the MW and 33rd-most in the nation. The Lobos' .94 double plays per game ranked No. 9 in the nation.

#### A LOOK AT THE SCHEDULE

- UNM's 54-game 2024 schedule, including 30 Mountain West Conference games, features five different teams that reached NCAA Regionals last spring – Oregon State, Texas Tech, Arizona, San Jose State and Sam Houston State – with 27 games against nine opponents that ranked in the Top 150 in the nation in last season's final RPI rankings.
- UNM will play 30 games at Santa Ana Star Field in Albuquerque and 24 games on the road throughout the regular season.
- After this weekend's series, UNM's first

true road games of the season are the following week with a midweek matchup at Arizona State (March 12) and a three-game conference swing with Nevada in Reno (March 15-17).

- The first of four Rio Grande Rivalry matchups with New Mexico State will take place on March 19 at home before UNM plays host to defending MW Champions San Jose State (March 22-24). They'll face the Aggies twice more in Las Cruces (April 9, April 30) before concluding the four-game season series at home on May 7.

- After a MW series with San Diego State on the road March 28-30, the Lobos get four consecutive matchups with 2023 NCAA Regional qualifiers, set for a midweek matchup with Arizona in Tucson on April 2 before returning home to host 2023 WAC Champions Sam Houston State for a three-game set April 5-7 – UNM's final multi-game nonconference

series of the season.

- Up next, another four-game homestand includes UNM's only MW series with Fresno State April 12-14 before a matchup with D-II CSU-Pueblo on April 16. The Lobos then travel to Air Force – another MW opponent they'll only face in one series – for a three-game series April 19-21 before heading down to Lubbock, Texas for their second meeting with Texas Tech April 23. Rematches with San Diego State at home (April 26-28), UNLV on the road (May 3-5), Nevada at home (May 10-12) and San Jose State on the road (May 16-18) comprise the remainder of UNM's regular season, with Senior Day set for May 12.
- Should the Lobos finish among the Top Four in the Mountain West standings, they'll earn a berth to the MWC Championships May 23-25, hosted this year by San Diego State. The winner earns the conference's automatic berth to an NCAA Regional.

## LOBO HOME RUN TRACKER

NO.	PLAYER	OPPONENT (DATE)	RUNS	DIR.	OUTS	COUNT	INNING
1	Jake Holland	Oregon State (2/16/24)	1	LF	1	0-0	8
2	Josh McAlister	CSU Bakersfield (2/17/24)	1	CF	0	0-0	2
3	Will Asby	CSU Bakersfield (2/17/24)	1	LC	0	3-1	2
4	Will Asby	CSU Bakersfield (2/17/24)	1	RF	2	1-1	4
5	Will Asby	South Dakota St. (2/24/24)	2	RF	1	2-1	1
6	Gene Trujillo	South Dakota St. (2/24/24)	2	RC	0	1-1	7
7	Will Asby	Hofstra (3/1/24)	2	RF	1	0-1	8
8	Kyle Smith	Hofstra (3/2/24)	2	LF	0	3-2	6
9	Ethan Ott	Hofstra (3/2/24)	2	LC	1	1-1	3
10	Jake Holland	Hofstra (3/2/24)	2	LF	1	0-0	5
11	Tye Wood	Hofstra (3/2/24)	1	LF	1	3-1	5
12	Jake Holland	Hofstra (3/2/24)	3	LF	2	1-0	6
13	Jake Holland	Hofstra (3/3/24)	2	LF	0	2-1	2
14	Tye Wood	Hofstra (3/3/24)	4	LF	2	0-1	4

## 2024 NEW MEXICO PITCH MIXES AND VELO RANGES

### #6 BRIAN MCBROOM (RHP)

2-SEAM FB 87-90  
SL 77-79  
CH 76-77

### #13 BRETT RUSSELL (RHP)

FB 90-94  
CB 80-83  
SPLT 81-83

### #17 CRISTIAN MOGEN (RHP)

FB 88-91  
CB 74-76  
CH 78-80

### #19 JUSTIN STILL (LHP)

FB 88-90  
SL 78-80  
SPLT 74-76

### #23 JAREN JACKSON (LHP)

FB 89-93  
SL 78-80  
CH 76-78

### #27 DAVID LOPEZ (RHP)

FB 90-96  
SL 82-84  
CB 74-77  
SPLT 84-87

### #29 WYATT HARDY (RHP)

FB 89-92  
SL 76-78  
CUT 81-83  
CB 72-74  
CH 79-81

### #31 DAYNE PENGELLY (RHP)

FB 92-95 (97)  
SL 83-85  
CH 85-87

### #33 DAXTON PURSER (LHP)

FB 88-92  
CB 74-76  
SL 71-73

### #34 JOSH BARNHOUSE (RHP)

FB 88-90  
CB 73-75  
SL 79-82  
CH 79-81

### #40 WIL BANNISTER (RHP)

FB 88-91  
CUT 77-79  
SL 73-75  
CB 68-70

# 2024 NEW MEXICO BASEBALL ROSTER

NO.	NAME	POS.	HT.	WT.	B/T	YR.	HOMETOWN
1	Jordan Martinez	RHP	5-11	185	R/R	SO	Albuquerque, NM
2	Chase Weissenborn	INF	5-11	185	R/R	SR	Albuquerque, NM
3	Devon Dixon	INF	6-1	185	R/R	SR	Phoenix, AZ
4	Tye Wood	OF	5-11	185	S/L	JR	Gardner, KS
5	Cooper Brass	INF	5-10	170	R/R	FR	Chandler, AZ
6	Brian McBroom	RHP	6-0	180	R/R	SR	Oakley, CA
7	Derek Montijo	INF/OF	6-0	175	R/R	FR	Rio Rico, AZ
8	Konner Kinkade	INF	5-10	190	R/R	SR	Pullman, WA
9	Josh McAlister	INF	6-2	185	R/R	JR	Homewood, IL
10	Austin Munguia	C	5-10	190	R/R	JR	Round Rock, TX
11	Sean Stephens	OF	5-11	190	R/R	SR	Forney, TX
12	Will Asby	OF	5-11	200	L/R	SR	Sacramento, CA
13	Brett Russell	RHP	6-0	200	R/R	SR	Enid, OK
14	Akili Carris	INF	6-2	185	R/R	SO	Albuquerque, NM
15	Khalil Walker	OF	5-10	170	L/L	JR	Mansfield, TX
17	Cristian Mogen	RHP/INF	6-0	180	R/R	FR	Peoria, AZ
18	Jake Holland	C	6-4	235	R/R	SR	Orlando, FL
19	Justin Still	LHP	6-3	215	L/L	JR	Chandler, AZ
20	Luke Banister	C	5-10	200	R/R	JR	Round Rock, TX
22	Ben Baker-Livingston	RHP	6-2	185	R/R	JR	Richardson, TX
23	Jaren Jackson	LHP	6-3	225	L/L	SR	Albuquerque, NM
24	Kyle Smith	C	6-0	205	R/R	SR	Wilmington, NC
25	Luke Wiseman	RHP	6-0	215	R/R	JR	Wylie, TX
26	Luke Mansy	INF/OF	5-10	180	L/R	SO	San Diego, CA
27	David Lopez	RHP	5-10	170	R/R	JR	Mission, TX
29	Wyatt Hardy	RHP	6-2	185	R/R	JR	Valor, CO
30	Reed Spenrath	1B/OF	6-5	230	L/R	SR	El Campo, TX
31	Dayne Pengelly	RHP	6-2	195	L/R	JR	Rio Rancho, NM
33	Daxton Purser	LHP	6-1	225	L/L	JR	Providence, UT
34	Josh Barnhouse	RHP	6-5	220	R/R	JR	Prosper, TX
35	Arthur Steinkamp	LHP	6-0	180	L/L	SR	Los Alamos, NM
38	Blake Lehmbeck	RHP	6-1	195	R/R	FR	Tucson, AZ
39	Ryan Castillo	RHP	6-2	180	R/R	FR	Los Lunas, NM
40	Wil Bannister	RHP	6-3	205	R/R	SR	Las Cruces, NM
41	Blane Romero	RHP	6-0	180	R/R	SR	Spring, TX
43	Gene Trujillo	1B	6-5	230	L/R	FR	Albuquerque, NM
44	Vascon Smith	OF	6-0	185	R/R	FR	Rio Rancho, NM
47	Ethan Ott	1B/OF	6-2	215	R/R	JR	Chesapeake, VA
48	Andrew Neil	RHP/INF	5-11	185	L/R	JR	Oakley, CA
49	Cayne Killion	LHP	6-0	200	L/L	FR	Mesa, AZ

## COACHING STAFF

**HEAD COACH:** Tod Brown (3rd season)

**ASSISTANT COACH/PITCHING:** Michael Lopez (3rd season)

**ASSISTANT COACH/RECRUITING COORDINATOR:** Matt Risdon (2nd season)

**ASSISTANT COACH/HITTING:** Justin Mitchell (1st season)

## PRONUNCIATIONS

2 – WIZE-en-born  
 3 – DEVV-in  
 7 – mon-TI-HO  
 8 – kinn-KADE  
 9 – micAlister  
 10 – moon-hee-yuh

12 – Ass-bee  
 14 – uh-KILL-ee  
 15 – Kuhleel  
 17 – Mow-gen  
 27 – Dah-veed  
 31 – Pen-GHELL-ee

35 – stine-camp  
 38 – lem-beck  
 43 – Tru-hee-yo  
 44 – vas-kun  
 48 – neal

## BY CLASS

**Seniors (8):** Devon Dixon, Konner Kinkade, Sean Stephens, Chase Weissenborn, Brett Russell, Jake Holland, Jaren Jackson, Kyle Smith, Reed Spenrath, Arthur Steinkamp, Wil Bannister

**Juniors (21):** Justin Still, Ben Baker-Livingston

**Sophomores (3):** Jordan Martinez, Akili Carris, Luke Mansy

**Freshmen (9):** Cooper Brass, Derek Montijo, Cristian Mogen, Blake Lehmbeck, Ryan Castillo, Gene Trujillo, Vascon Smith, Cayne Killion

## BY STATE

**New Mexico (10):** Jordan Martinez, Chase Weissenborn, Akili Carris, Jaren Jackson, Arthur Steinkamp, Wil Bannister, Dayne Pengelly, Ryan Castillo, Gene Trujillo, Vascon Smith

**Texas (10):** Austin Munguia, Sean Stephens, Khalil Walker, Luke Banister, Ben Baker-Livingston, Luke Wiseman, David Lopez, Reed Spenrath, Josh Barnhouse, Blane Romero

**Arizona (7):** Devon Dixon, Derek Montijo, Cooper Brass, Justin Still, Cristian Mogen, Blake Lehmbeck, Cayne Killion

**California (4):** Brian McBroom, Will Asby, Luke Mansy, Andrew Neil

**Colorado (1):** Wyatt Hardy

**Florida (1):** Jake Holland

**Illinois (1):** Josh McAlister

**Kansas (1):** Tye Wood  
**North Carolina (1):** Kyle Smith

**Oklahoma (1):** Brett Russell

**Utah (1):** Daxton Purser

**Virginia (1):** Ethan Ott

**Washington (1):** Konner Kinkade

# 2024 NEW MEXICO OVERALL STATS

Record: 7-6 Home: 5-4 Away: 0-0 Neutral: 2-2 MW: 0-0

Date	Opponent	Score	Player	avg	slug	ob%	g	ab	r	h	2b	3b	hr	rbi	bb	so	sb	cs	e
2/16	vs #7 Oregon State	L 6-15	STEPHENS, Sean	.422	.533	.536	12	45	10	19	1	2	0	8	10	4	8	2	0
2/17	vs CSU Bakersfield	w 4-3	WOOD, Tye	.385	.654	.600	11	26	12	10	1	0	2	7	10	8	5	1	2
2/18	vs Minnesota	L 2-11	OTT, Ethan	.355	.548	.447	8	31	5	11	3	0	1	10	5	13	0	0	0
2/19	vs CSU Bakersfield	w 6-2	SMITH, Kyle	.346	.615	.485	8	26	8	9	4	0	1	9	5	6	0	1	1
2/22	SOUTH DAKOTA STATE	L 5-11	KINKADE, Konner	.324	.378	.426	13	37	7	12	2	0	0	13	7	9	0	0	2
2/23	SOUTH DAKOTA STATE	w 12-11	ASBY, Will	.318	.682	.436	13	44	11	14	4	0	4	14	8	3	0	0	0
2/24	SOUTH DAKOTA STATE	w 9-8	SPENRATH, Reed	.311	.489	.483	13	45	10	14	6	1	0	6	14	14	0	0	2
2/24	SOUTH DAKOTA STATE	w 13-2	MCALISTER, Josh	.295	.455	.380	12	44	9	13	2	1	1	7	5	10	3	0	1
3/1	HOFSTRA	L 9-10	WALKER, Khalil	.290	.323	.488	10	31	11	9	1	0	0	5	12	6	0	2	1
3/2	HOFSTRA	L 15-16	HOLLAND, Jake	.290	.774	.314	9	31	6	9	3	0	4	11	1	7	0	0	1
3/2	HOFSTRA	w 11-7	DIXON, Devon	.250	.318	.340	12	44	9	11	3	0	0	2	5	12	0	0	1
3/3	HOFSTRA	w 9-6	-----																
3/5	#17 TEXAS TECH	L 8-11	TRUJILLO, Gene	.333	1.333	.333	3	3	1	1	0	0	1	2	0	2	0	0	0
			MANSY, Luke	.240	.280	.441	10	25	7	6	1	0	0	3	9	4	0	0	0
			CARRIS, Akili	.200	.400	.200	1	5	1	1	1	0	0	1	0	3	0	0	0
			WEISSENBORN, C	.167	.333	.167	4	12	0	2	2	0	0	3	0	5	0	0	1
			MUNGUIA, Austin	.000	.000	.000	1	0	0	0	0	0	0	0	0	0	0	0	0
			NEIL, Andrew	.000	.000	.000	2	0	2	0	0	0	0	0	0	0	0	0	0
			Totals	.314	.501	.440	13	449	109	141	34	4	14	101	91	106	16	6	16
			Opponents	.339	.577	.420	13	478	113	162	42	6	20	104	54	102	21	4	18

LOB - Team (133), Opp (111). DPs turned - Team (15), Opp (8). IBB - Team (2), SPENRATH, R. 1, MCALISTER, J 1. Picked off - STEPHENS, S. 1.

Player	era	w-l	app	gs	cg	sh	sv	ip	h	r	er	bb	so	avg	hr
LOPEZ, David	6.14	1-0	3	3	0	0	0	14.2	20	12	10	5	12	.323	1
-----															
STILL, Justin	0.00	1-0	4	0	0	0	1	6.0	4	1	0	6	7	.190	0
MOGEN, Cristian	0.00	1-0	1	0	0	0	0	2.0	2	0	0	0	0	.250	0
BAKER-LIVINGSTON	3.00	0-0	2	2	0	0	0	6.0	6	2	2	1	8	.286	0
PURSER, Daxton	3.38	0-0	4	1	0	0	0	10.2	8	4	4	8	6	.222	1
MCBROOM, Brian	5.06	1-0	4	0	0	0	2	5.1	6	3	3	0	6	.273	2
BANNISTER, Wil	5.68	1-0	3	2	0	0	0	12.2	19	8	8	5	9	.345	2
STEINKAMP, Arthur	7.00	0-1	5	0	0	0	0	9.0	12	9	7	3	3	.308	0
RUSSELL, Brett	8.10	1-0	2	1	0	0	0	10.0	10	11	9	3	11	.256	1
LEHMBECK, Blake	9.00	0-0	1	0	0	0	0	1.0	3	1	1	0	2	.500	0
CASTILLO, Ryan	10.38	0-0	2	0	0	0	0	4.1	6	6	5	2	2	.333	0
BARNHOUSE, Josh	13.50	0-0	4	0	0	0	0	8.0	17	14	12	6	9	.436	3
JACKSON, Jaren	15.68	0-3	3	2	0	0	0	10.1	22	19	18	7	12	.440	8
PENGELLY, Dayne	16.88	1-1	2	1	0	0	0	5.1	12	10	10	5	6	.444	0
HARDY, Wyatt	17.55	0-1	4	1	0	0	1	6.2	15	13	13	3	9	.429	2
Totals	8.20	7-6	13	13	0	0	4	112.0	162	113	102	54	102	.339	20
Opponents	7.97	6-7	13	13	0	0	3	107.1	141	109	95	91	106	.314	14

PB - Team (2), HOLLAND, J. 2, Opp (2). Pickoffs - Team (2), RUSSELL, B. 1, BARNHOUSE, J 1, Opp (1). SBA/ATT - HOLLAND, J. (10-13), SMITH, K. (11-11), LOPEZ, D. (5-5), RUSSELL, B. (4-4), BARNHOUSE, J (2-3), PURSER, D. (1-3), STEINKAMP, A (3-3), JACKSON, J. (1-2), BANNISTER, W (2-2), HARDY, W. (1-1), PENGELLY, D. (1-1), STILL, J. (1-1).

Score by innings	1	2	3	4	5	6	7	8	9	EX	Total
New Mexico	6	13	12	16	16	11	15	12	7	1	109
Opponents	19	16	6	15	18	12	9	12	4	2	113

Win-loss breakouts: Day 6-5; Night 1-1; vs Left 1-1; vs Right 6-5;  
1-run games 3-2; 2-run games 0-0; 5+run games 1-3; Extra inns 0-1; Shutouts 0-0.  
Current streak: Lost 1; Longest winning streak: 3; Longest losing streak: 2.  
Attendance: Home 3859 (avg 482); Away 4263 (avg 1065); Total 8122 (avg 676).

# MOUNTAIN WEST AT A GLANCE

## AIR FORCE (28-31, 17-13 MW)

Starters R/L: 8/3  
Pitchers R/L: 11/5

Letterwinners R/L: 24/8  
Newcomers: 14

### Top Returning Players

Player, Pos., Yr.	Avg.	R	H	2B	3B	HR	RBI
Sam Kulasingam, IF, Sr.	.426	71	100	28	4	6	51
Jay Thomason, IF, Sr.	.344	55	78	21	1	21	74
Jake Greiving, OF/DH, Sr.	.297	38	73	24	3	7	62
Aerik Joe, SS, Sr.	.271	46	61	9	4	0	19
Chase Spencer, OF, Jr.	.292	40	56	15	2	4	30

### Top Returning Pitchers

Starting Pitcher, Yr.	ERA	APP	IP	W-L	SV	BB	K
Dylan Rogers, Jr.	8.51	15	67.2	2-5	0	24	46
Seungmin Shim, Sr.	7.38	18	42.2	4-3	0	26	36
Ben Weber, So.	6.13	21	54.1	2-3	0	20	30

### Relief Pitcher, Yr.

Doyle Gehring, Sr.	6.32	16	74.0	4-4	1	33	63
--------------------	------	----	------	-----	---	----	----

## FRESNO STATE (30-27, 16-15 MW)

Starters R/L: 7/2  
Pitchers R/L: 8/6

Letterwinners R/L: 7/4  
Newcomers: 18

### Top Returning Players

Player, Pos., Yr.	Avg.	R	H	2B	3B	HR	RBI
Tommy Hopfe, UTL., Sr.	.321	37	70	14	3	13	54
Triston "Murf" Gray, INF, So.	.298	29	54	8	2	8	38
Grady Morgan, OF, Gr.	.286	46	59	14	4	9	30
Bobby Blandford	.252	34	51	10	5	7	30

### Top Returning Pitchers

Starting Pitcher, Yr.	ERA	APP	IP	W-L	SV	BB	K
Jake Dixon, Gr.	5.09	8	40.2	3-3	0	6	42

## NEVADA (20-33, 10-20 MW)

Starters R/L: 9/4  
Pitchers R/L: 7/10

Letterwinners R/L: 17/16  
Newcomers: 18

### Top Returning Players

Player, Pos., Yr.	Avg.	R	H	2B	3B	HR	RBI
Jesse Pierce, OF/INF, 5Y	.318	41	55	12	2	11	36
Nolan Wilson, DH/OF, R-Jr.	.288	36	59	17	3	4	29
Taylor Holder, OF, R-Jr.	.280	20	26	8	3	3	13

### Top Returning Pitchers

Starting Pitcher, Yr.	ERA	APP	IP	W-L	SV	BB	K
Jason Doktorczyk, Jr.	6.45	14	75.1	3-5	0	18	71
Casey Burfield, Sr.	5.50	7	34.1	2-2	0	9	25

### Relief Pitcher, Yr.

Kolby Kmetko, Sr.	5.84	23	24.2	0-1	8	20	30
Clayton Ray, 5Y	4.50	15	8.0	0-1	0	3	8

## NEW MEXICO (26-25, 13-17 MW)

Starters R/L: 7/6  
Pitchers R/L: 8/8

Letterwinners R/L: 15/19  
Newcomers: 24

### Top Returning Players

Player, Pos., Yr.	Avg.	R	H	2B	3B	HR	RBI
Chase Weissenborn, SS, Sr.	.291	36	52	10	2	1	27
Devon Dixon, 2B, Sr.	.274	38	45	10	0	6	27
Sean Stephens, OF Sr.	.349	11	22	5	1	1	8
Jake Holland, C, Sr.	.333	29	50	7	1	12	39
Reed Spenrath, 1B, Sr.	.321	54	61	11	4	19	65
Kyle Smith, C/DH, Sr.	.271	17	19	3	3	5	13

### Top Returning Pitchers

Starting Pitcher, Yr.	ERA	APP	IP	W-L	SV	BB	K
Jaren Jackson, LHP, Sr.	7.46	12	44.2	3-2	1	12	32

### Relief Pitcher, Yr.

Player Name, Yr	ERA	APP	IP	W-L	SV	BB	K
Brian McBroom, RHP, Jr.	5.53	25	40.2	4-2	3	11	39
Justin Still, LHP, Jr.	5.91	17	21.1	0-1	0	16	20
Arthur Steinkamp, LHP, Sr.	2.81	15	25.2	0-1	0	4	12
Ben Baker-Livingston, RHP, Jr.	8.62	10	24.0	0-4	0	10	10

## SAN DIEGO STATE (24-29, 18-11 MW)

Starters R/L: 5/4  
Pitchers R/L: 8/9

Letterwinners R/L: 17/15  
Newcomers: 22

### Top Returning Players

Player, Pos., Yr.	Avg.	R	H	2B	3B	HR	RBI
Shaun Montoya, OF, Jr.	.298	36	56	15	4	2	15
Irvin Weems, OF, Jr.	.266	29	38	9	1	3	19
Xavier Gonzalez, IF, Sr.	.247	17	44	8	1	1	21

### Top Returning Pitchers

Starting Pitcher, Yr.	ERA	APP	IP	W-L	SV	BB	K
Omar Serrano, Jr.	5.43	16	53.0	1-5	1	21	62
Chris Canada, Jr.	5.69	13	61.2	3-5	0	29	72
Xavier Cardenas III, So.	3.31	15	16.1	1-0	0	16	24

### Relief Pitcher, Yr.

Jadon Bercovich, Sr.	7.36	4	7.1	0-2	0	4	8
----------------------	------	---	-----	-----	---	---	---

## SAN JOSÉ STATE (31-27, 18-11 MW)

Starters R/L: 4/4/1  
Pitchers R/L: 14/5

Letterwinners R/L: 16/9  
Newcomers: 14

### Top Returning Players

Player, Pos., Yr.	Avg.	R	H	2B	3B	HR	RBI
Theo Hardy SS, Sr.	.329	43	71	12	4	2	27
Hunter Dorrrough 1B, Sr.	.324	51	72	18	0	10	45
Robert Hamchuk LF, Sr.	.300	41	70	19	0	7	37
Dalton Bowling 3B, Sr.	.299	39	67	19	0	12	53
#Matt Spear C, Sr.	.247	29	42	6	0	5	26

### Top Returning Pitchers

Starting Pitcher, Yr.	ERA	APP	IP	W-L	SV	BB	K
Mickey Thompson, Sr.	4.44	16	79.0	3-5	0	41	59
Jesse Gutierrez, So.	5.52	17	29.1	1-2	0	12	32
Ethan Ross, Sr.	8.35	13	36.2	3-1	0	23	37
Cade Van Allen, Sr.	6.39	16	31.0	3-3	0	19	25

### Relief Pitcher, Yr.

Cade Van Allen, Sr.	6.39	16	31.0	3-3	0	19	25
---------------------	------	----	------	-----	---	----	----

## UNLV (21-30, 12-18 MW)

Starters R/L: 6/3  
Pitchers R/L: 21/2

Letterwinners R/L: 11/3  
Newcomers: 22

### Top Returning Players

Player, Pos., Yr.	Avg.	R	H	2B	3B	HR	RBI
Alex Pimentel, OF	.314	45	54	10	5	4	40
Rylan Charles, OF	.280	46	60	9	5	7	39

### Top Returning Pitchers

Starting Pitcher, Yr.	ERA	APP	IP	W-L	SV	BB	K
Jordan Hanson, So.	5.35	9	35.1	2-1	0	12	19
Noah Carabajal, Sr.	6.07	14	46	1-8	1	18	42

### Relief Pitcher, Yr.

Reese Lueck, So.	9.00	13	13	0-0	1	7	8
Sam Simon, Jr.	5.74	14	26.2	0-1	1	9	15



# MOUNTAIN WEST STATS LEADERS

## TEAM BATTING

	g	avg	ab	r	h	2b	3b	hr	bb	so	sb-att
UNLV	12	.316	433	111	137	30	6	14	70	81	6-11
New Mexico	12	.315	409	101	129	30	4	14	85	98	12-18
Nevada	10	.291	357	62	104	27	2	11	34	80	7-12
Fresno State	11	.280	361	71	101	29	4	8	36	86	6-9
San Diego State	12	.260	427	73	111	31	4	7	37	136	5-9
Air Force	12	.247	388	60	96	18	2	9	52	128	21-24
San Jose State	12	.245	416	71	102	17	7	16	47	106	4-5
Totals	40	.279	2791	549	780	182	29	79	361	715	61-88

## TEAM PITCHING

	g	era	w	l	sv	ip	h	r	er	bb	so
Fresno State	11	3.06	8	3	2	97.0	86	42	33	30	105
UNLV	12	3.62	9	3	2	107.0	100	54	43	42	97
San Diego State	12	5.67	4	8	1	108.0	94	86	68	71	129
Nevada	10	5.76	4	6	0	86.0	89	60	55	43	81
Air Force	12	6.34	3	8	0	98.0	112	80	69	57	80
San Jose State	12	7.95	5	7	2	103.0	130	109	91	60	71
New Mexico	12	8.04	7	5	4	103.0	151	102	92	50	98
Totals	40	5.78	40	40	11	702.0	762	533	451	353	661

## TEAM FIELDING

	g	po	a	e	pct	dp	pb	sba-att
San Jose State	12	309	106	11	.974	9	3	9-14
UNLV	12	321	115	13	.971	5	0	5-7
Fresno State	11	291	109	12	.971	12	1	3-6
New Mexico	12	309	103	14	.967	14	2	20-24
Nevada	10	258	91	12	.967	6	2	13-17
San Diego State	12	324	100	20	.955	11	6	18-26
Air Force	12	294	149	23	.951	7	2	23-30
Totals	40	2106	773	105	.965	64	16	91-124

## INDIVIDUAL BATTING

Min 2.5 AB/Team game	g	avg	ab	r	h	rbi	2b	3b	hr	bb
SALDIVAR, Eddie-FS	11	.429	42	16	18	12	2	2	2	5
TURNER, Colby-SD	12	.426	47	11	20	12	4	3	1	3
STEPHENS, S.-NM	11	.425	40	9	17	6	1	2	0	9
HIGGINS-LV	12	.408	49	17	20	6	6	1	1	7
MORGAN, Grady-FS	11	.405	42	6	17	12	5	1	3	5
SCHMIDT-LV	11	.394	33	12	13	7	1	1	0	7
HARVEY, Jake-NV	8	.393	28	6	11	2	2	0	0	3
WILSON, Nolan-NV	10	.390	41	7	16	13	4	1	1	4
DITMAR-LV	10	.387	31	7	12	9	4	0	1	4
KRYSZCZUK-LV	12	.378	45	12	17	20	4	1	3	9
CADENA, Nathan-SJ	12	.375	48	5	18	11	5	1	1	2
PIERCE, Jesse-NV	10	.375	40	10	15	7	2	0	1	7
Chris Stallings-AF	12	.366	41	10	15	14	3	0	2	11
OTT, E.-NM	8	.355	31	5	11	10	3	0	1	5
HEFFT-LV	12	.348	46	12	16	7	4	1	1	5
Jay Thomason-AF	12	.347	49	13	17	8	3	1	3	6
FREETHEY, JR-NV	10	.342	38	9	13	6	5	0	2	5
HOPFE, Tommy-FS	11	.333	42	7	14	9	6	0	1	6
ASBY, W.-NM	12	.325	40	11	13	14	3	0	4	8
BALL, Michael-NV	10	.324	37	7	12	8	3	0	2	1

## INDIVIDUAL PITCHING

Min 1.0 IP/Team game	app	era	w-l	sv	ip	h	r	er	bb	so
RIDING, Jake-FS	4	0.75	1-0	0	12.0	7	1	1	3	10
ANKER, Jack-FS	3	0.90	3-0	0	20.0	12	2	2	2	21
SIMON-LV	3	0.92	2-0	0	19.2	14	6	2	6	14
DIXON, Jake-FS	3	1.00	2-0	0	18.0	17	3	2	7	20
SERRANO, Omar-SD	3	2.55	1-0	0	17.2	11	5	5	6	13
CATES-LV	3	2.81	2-1	0	16.0	19	5	5	4	21
Seungmin Shim-AF	3	2.87	1-0	0	15.2	21	8	5	3	19
DOKTORCZYK, Jason-NV	3	2.89	2-0	0	18.2	12	6	6	2	19
RIORDAN, Jacob-SD	5	4.40	1-0	0	14.1	15	7	7	9	16
CARDENAS, Xavier-SD	3	5.65	1-1	0	14.1	12	10	9	8	13
BANNISTER, W-NM	3	5.68	1-0	0	12.2	19	8	8	5	9
BEAL, Noah-FS	3	6.00	0-2	0	15.0	24	14	10	2	17
LOPEZ, D.-NM	3	6.14	1-0	0	14.2	20	12	10	5	12
FOSHER, Peyton-NV	3	6.14	0-1	0	14.2	20	12	10	4	8
MARKS, Easton-NV	3	6.57	1-1	0	12.1	12	9	9	12	11

## HITS

HIGGINS-LV	20
TURNER, Colby-SD	20
CADENA, Nathan-SJ	18
SALDIVAR, Eddie-FS	18
4 tied with 17 hit(s)	

## RUNS SCORED

HIGGINS-LV	17
SALDIVAR, Eddie-FS	16
HAMCHUK, Robert-SJ	13
Jay Thomason-AF	13
5 tied with 12 run(s) scored	

## RUNS BATTED IN

KRYSZCZUK-LV	20
Chris Stallings-AF	14
ASBY, W.-NM	14
MCCOMBS, Jacob-SD	13
WILSON, Nolan-NV	13

## DOUBLES

HOPFE, Tommy-FS	6
HIGGINS-LV	6
5 tied with 5 double(s)	

## TRIPLES

HARDY, Theo-SJ	3
TURNER, Colby-SD	3
STEPHENS, S.-NM	2
HAMCHUK, Robert-SJ	2
SALDIVAR, Eddie-FS	2

## HOME RUNS

BOWLING, Dalton-SJ	5
HOLLAND, J.-NM	4
ASBY, W.-NM	4
DORRAUGH, Hunter-SJ	4
HARDY, Theo-SJ	4

## TOTAL BASES

TURNER, Colby-SD	33
MORGAN, Grady-FS	33
HARDY, Theo-SJ	33
KRYSZCZUK-LV	32
3 tied with 31 total base(s)	

## STOLEN BASES

	sb-att
Chris Stallings-AF	6-6
Chase Spencer-AF	6-6
STEPHENS, S.-NM	6-8
SCHMIDT-LV	5-6
PIERCE, Jesse-NV	4-5

## STRIKEOUTS

	ip	so
CATES-LV	16.0	21
ANKER, Jack-FS	20.0	21
DIXON, Jake-FS	18.0	20
Seungmin Shim-AF	15.2	19
DOKTORCZYK, Jason-NV	18.2	19

# MOUNTAIN WEST STATS LEADERS (BATTING/FIELDING)

## Batting avg

1. UNLV	.316
2. New Mexico	.315
3. Nevada	.291
4. Fresno State	.280
5. San Diego State	.260
6. Air Force	.247
7. San Jose State	.245

## Slugging pct

1. New Mexico	.511
2. UNLV	.510
3. Nevada	.471
4. Fresno State	.449
5. San Jose State	.435
6. San Diego State	.400
7. Air Force	.374

## On base pct

1. New Mexico	.444
2. UNLV	.432
3. Fresno State	.381
4. Air Force	.363
5. Nevada	.357
6. San Jose State	.343
7. San Diego State	.335

## Runs scored

1. UNLV	111
2. New Mexico	101
3. San Diego State	73
4. Fresno State	71
San Jose State	71
6. Nevada	62
7. Air Force	60

## Hits

1. UNLV	137
2. New Mexico	129
3. San Diego State	111
4. Nevada	104
5. San Jose State	102
6. Fresno State	101
7. Air Force	96

## Runs batted in

1. UNLV	99
2. New Mexico	93
3. San Diego State	64
Fresno State	64
5. San Jose State	63
6. Nevada	61
7. Air Force	58

## Doubles

1. San Diego State	31
2. UNLV	30
New Mexico	30
4. Fresno State	29
5. Nevada	27
6. Air Force	18
7. San Jose State	17

## Triples

1. San Jose State	7
2. UNLV	6
3. Fresno State	4
New Mexico	4
San Diego State	4
6. Air Force	2
Nevada	2

## Home runs

1. San Jose State	16
2. UNLV	14
New Mexico	14
4. Nevada	11
5. Air Force	9
6. Fresno State	8
7. San Diego State	7

## Total bases

1. UNLV	221
2. New Mexico	209
3. San Jose State	181
4. San Diego State	171
5. Nevada	168
6. Fresno State	162
7. Air Force	145

## Total plate appearances

1. UNLV	534
2. New Mexico	517
3. San Jose State	484
4. San Diego State	482
5. Air Force	472
6. Fresno State	432
7. Nevada	403

## At bats

1. UNLV	433
2. San Diego State	427
3. San Jose State	416
4. New Mexico	409
5. Air Force	388
6. Fresno State	361
7. Nevada	357

## Walks

1. New Mexico	85
2. UNLV	70
3. Air Force	52
4. San Jose State	47
5. San Diego State	37
6. Fresno State	36
7. Nevada	34

## Hit by pitch

1. Fresno State	25
2. UNLV	23
3. Air Force	21
4. San Jose State	16
5. New Mexico	14
6. San Diego State	12
7. Nevada	5

## Strikeouts

1. San Diego State	136
2. Air Force	128
3. San Jose State	106
4. New Mexico	98
5. Fresno State	86
6. UNLV	81
7. Nevada	80

## Fielding pct

1. San Jose State	.974
2. UNLV	.971
3. Fresno State	.971
4. New Mexico	.967
5. Nevada	.967
6. San Diego State	.955
7. Air Force	.951

## Chances

1. Air Force	466
2. UNLV	449
3. San Diego State	444
4. New Mexico	426
San Jose State	426
6. Fresno State	412
7. Nevada	361

## Putouts

1. San Diego State	324
2. UNLV	321
3. New Mexico	309
San Jose State	309
5. Air Force	294
6. Fresno State	291
7. Nevada	258

## Assists

1. Air Force	149
2. UNLV	115
3. Fresno State	109
4. San Jose State	106
5. New Mexico	103
6. San Diego State	100
7. Nevada	91

## Errors

1. Air Force	23
2. San Diego State	20
3. New Mexico	14
4. UNLV	13
5. Fresno State	12
Nevada	12
7. San Jose State	11

## Fielding double plays

1. New Mexico	14
2. Fresno State	12
3. San Diego State	11
4. San Jose State	9
5. Air Force	7
6. Nevada	6
7. UNLV	5

## Stolen bases against

1. Air Force	23
2. New Mexico	20
3. San Diego State	18
4. Nevada	13
5. San Jose State	9
6. UNLV	5
7. Fresno State	3

## Caught stealing by

1. San Diego State	8
2. Air Force	7
3. San Jose State	5
4. New Mexico	4
Nevada	4
6. Fresno State	3
7. UNLV	2

## Steal attempts against

1. Air Force	30
2. San Diego State	26
3. New Mexico	24
4. Nevada	17
5. San Jose State	14
6. UNLV	7
7. Fresno State	6

# MOUNTAIN WEST STATS LEADERS (PITCHING)

## Earned run avg

1. Fresno State	3.06
2. UNLV	3.62
3. San Diego State	5.67
4. Nevada	5.76
5. Air Force	6.34
6. San Jose State	7.95
7. New Mexico	8.04

## Batters struck out

1. San Diego State	129
2. Fresno State	105
3. New Mexico	98
4. UNLV	97
5. Nevada	81
6. Air Force	80
7. San Jose State	71

## Losses

1. Air Force	8
San Diego State	8
3. San Jose State	7
4. Nevada	6
5. New Mexico	5
6. UNLV	3
Fresno State	3

## Sac bunts allowed

1. San Jose State	10
2. San Diego State	9
3. Air Force	6
4. Fresno State	5
5. UNLV	4
Nevada	4
7. New Mexico	3

## Runs allowed

1. Fresno State	42
2. UNLV	54
3. Nevada	60
4. Air Force	80
5. San Diego State	86
6. New Mexico	102
7. San Jose State	109

## Doubles allowed

1. Fresno State	14
2. Nevada	22
3. UNLV	24
4. San Diego State	25
5. Air Force	27
6. New Mexico	38
7. San Jose State	39

## Wild pitches

1. San Jose State	17
2. Air Force	15
3. San Diego State	14
4. New Mexico	12
Nevada	12
6. Fresno State	8
7. UNLV	5

## Opposing bat avg

1. San Diego State	.234
2. Fresno State	.242
3. UNLV	.243
4. Nevada	.267
5. Air Force	.290
6. San Jose State	.316
7. New Mexico	.343

## Batters SO out looking

1. Fresno State	39
2. New Mexico	33
3. San Diego State	29
4. UNLV	27
5. Nevada	24
6. Air Force	21
7. San Jose State	16

## Saves

1. New Mexico	4
2. UNLV	2
Fresno State	2
San Jose State	2
5. San Diego State	1

## Sac flies allowed

1. San Jose State	10
2. New Mexico	7
3. Air Force	4
4. Nevada	3
Fresno State	3
6. San Diego State	2
UNLV	2

## Earned runs allowed

1. Fresno State	33
2. UNLV	43
3. Nevada	55
4. San Diego State	68
5. Air Force	69
6. San Jose State	91
7. New Mexico	92

## Triples allowed

1. Nevada	2
2. Air Force	3
Fresno State	3
4. San Jose State	4
UNLV	4
San Diego State	4
7. New Mexico	5

## Balks

1. San Jose State	3
San Diego State	3
3. Nevada	2
4. Fresno State	1
Air Force	1
New Mexico	1

## Innings pitched

1. San Diego State	108.0
2. UNLV	107.0
3. San Jose State	103.0
New Mexico	103.0
5. Air Force	98.0
6. Fresno State	97.0
7. Nevada	86.0

## Wins

1. UNLV	9
2. Fresno State	8
3. New Mexico	7
4. San Jose State	5
5. Nevada	4
San Diego State	4
7. Air Force	3

## Runners picked off

1. Nevada	4
Air Force	4
3. San Jose State	2
UNLV	2
New Mexico	2
6. Fresno State	1

## Hits allowed

1. Fresno State	86
2. Nevada	89
3. San Diego State	94
4. UNLV	100
5. Air Force	112
6. San Jose State	130
7. New Mexico	151

## Walks allowed

1. Fresno State	30
2. UNLV	42
3. Nevada	43
4. New Mexico	50
5. Air Force	57
6. San Jose State	60
7. San Diego State	71

## Home runs allowed

1. Nevada	4
2. San Diego State	6
3. Fresno State	8
4. Air Force	9
5. UNLV	11
6. San Jose State	16
7. New Mexico	19

## Hit batters

1. San Diego State	34
2. Nevada	23
3. Air Force	22
4. San Jose State	19
5. New Mexico	14
6. Fresno State	11
7. UNLV	10

## NCAA RANKING SUMMARY (TEAM)

Statistic	National Rank	Conference Rank	Value	National Leader	Value	Conference Leader	Value
Base on Balls (295 ranked)	11	1	85	Ole Miss	107	New Mexico	85
Batting Average (295 ranked)	40	2	0.315	Wofford	0.371	UNLV	0.324
Double Plays (293 ranked)	4	1	14	Arkansas St. Coastal Carolina Michigan	15 15 15	New Mexico	14
Double Plays Per Game (293 ranked)	14	1	1.17	Washington	1.56	New Mexico	1.17
Doubles (295 ranked)	17	1	30	Texas Tech	44	New Mexico	30
Doubles Per Game (295 ranked)	34	5	2.50	Texas Tech	4.00	Fresno St. Nevada	2.70 2.70
Earned Run Average (295 ranked)	241	7	8.04	Texas A&M	1.45	Fresno St.	2.90
Fielding Percentage (295 ranked)	147	4	0.967	Creighton	0.992	Fresno St.	0.978
Hit Batters (295 ranked)	155	5	14	Northern Colo.	37	San Diego St.	33
Hit by Pitch (294 ranked)	157	5	14	Rutgers	42	Fresno St. UNLV	23 23
Hits (295 ranked)	22	2	129	Evansville	152	UNLV	130
Hits Allowed Per Nine Innings (295 ranked)	278	7	13.19	Louisiana Tech	5.14	San Diego St.	7.82
Home Runs (290 ranked)	73	1	14	Georgia	30	New Mexico UNLV	14 14
Home Runs Per Game (293 ranked)	103	2	1.17	Notre Dame	2.90	UNLV	1.27
On Base Percentage (295 ranked)	25	1	0.444	Texas Tech	0.494	New Mexico	0.444
Runs (295 ranked)	40	2	101	Texas Tech	152	UNLV	107
Sacrifice Bunts (225 ranked)	130	4	3	Western Ky.	21	Air Force Fresno St.	6 6
Sacrifice Flies (273 ranked)	64	2	6	Ole Miss Samford	16 16	UNLV	7
Scoring (295 ranked)	67	2	8.4	Texas Tech	13.8	UNLV	9.7
Shutouts (24 ranked)				Alabama Nicholls Texas A&M	4 4 4	Fresno St. UNLV	2 2
Slugging Percentage (295 ranked)	52	2	0.511	Georgia	0.672	UNLV	0.531
Stolen Bases (294 ranked)	137	2	12	Radford	48	Air Force	19
Stolen Bases Per Game (294 ranked)	158	2	1.00	Radford	4.80	Air Force	1.73
Strikeout-to-Walk Ratio (295 ranked)	124	3	1.96	Arkansas	5.62	Fresno St.	3.92
Strikeouts Per Nine Innings (295 ranked)	165	3	8.6	Arkansas	14.8	San Diego St.	10.5
Triple Plays (1 ranked)				Tennessee	1		
Triples (189 ranked)	35	3	4	UIW	10	San Jose St.	7
Triples Per Game (251 ranked)	60	5	0.33	Radford	0.90	San Jose St.	0.64
WHIP (295 ranked)	231	7	1.95	Arkansas	0.91	Fresno St.	1.17
WL Pct (283 ranked)	106	3	0.583	5 teams tied	1.000	UNLV	0.818
Walks Allowed Per Nine Innings (295 ranked)	98	3	4.37	Old Dominion	2.30	Fresno St.	2.48

## NCAA ACTIVE CAREER LEADERS

Slugging Pct			
Overall Rank	Division Rank	Player	Value
45	13	Reed Spenrath	0.680

Fewest Walks Per Nine Innings			
Overall Rank	Division Rank	Player	Value
-	46	Brian McBroom	2.22



# NCAA RANKING SUMMARY (INDIVIDUALS)

Statistic	Player	National Rank	Conference Rank	Value	National Leader	Value	Conference Leader	Value
Base on Balls (111 ranked)	Reed Spenrath Khalil Walker	24 111	1 2	13 10	Will Turner, South Alabama	17	Reed Spenrath, New Mexico	13
Base on Balls Per Game (149 ranked)	Khalil Walker Reed Spenrath	51 78	1 2	1.11 1.08	Myles Smith, UC Irvine	1.88	Khalil Walker, New Mexico	1.11
Batting Average (248 ranked)	Sean Stephens Tye Wood	99 150	3 4	0.425 0.409	Joseph Eichelberger, Jackson St.	0.639	Parker Schmidt, UNLV	0.448
Complete Games (1 ranked)					27 players tied	1	Omar Serrano, San Diego St.	1
Doubles (78 ranked)	Reed Spenrath	78	2	5	Damian Bravo, Texas Tech	10	Tommy Hopfe, Fresno St.	6
Doubles Per Game (116 ranked)					Damian Bravo, Texas Tech	0.91	Tommy Hopfe, Fresno St.	0.60
Earned Run Average (199 ranked)					12 players tied	0.00	Jake Riding, Fresno St.	0.75
Games Started (9 ranked)	David Lopez	9	1	3	8 players tied	4	17 players tied	3
Hit Batters (58 ranked)	Dayne Pengelly	58	4	4	Brett Gastman, Charleston So.	9	Jacob Riordan, San Diego St.	6
Hit By Pitch Per Game (128 ranked)	Tye Wood	128	1	0.40	Angel Colon, Coppin St. Matt Masciangelo, Sacramento St.	1.00 1.00	Rocco Peppi, Fresno St. Eddie Saldivar, Fresno St. Tye Wood, New Mexico	0.40 0.40 0.40
Hit by Pitch (117 ranked)	Tye Wood	117	1	4	Matt Masciangelo, Sacramento St. Kody Watanabe, San Francisco	10 10	6 players tied	4
Hits (113 ranked)	Sean Stephens	113	2	17	Damian Bravo, Texas Tech Charlie Condon, Georgia	25 25	Kade Higgins, UNLV	18
Hits Allowed Per Nine Innings (149 ranked)					RJ Sales, UNCW	1.37	Jake Riding, Fresno St.	5.25
Hits Per Game (150 ranked)					Joseph Eichelberger, Jackson St. Dylan Palmer, Hofstra	2.30 2.30	Kade Higgins, UNLV	1.64
Home Runs (81 ranked)	Will Asby Jake Holland	81 81	1 1	4 4	Drew Burress, Georgia Tech	9	4 players tied	4
Home Runs Per Game (127 ranked)					Drew Burress, Georgia Tech	0.90	Dalton Bowling, San Jose St. Hunter Dorraugh, San Jose St.	0.36 0.36
On Base Percentage (150 ranked)	Tye Wood Sean Stephens	9 97	1 3	0.629 0.540	Joseph Eichelberger, Jackson St.	0.717	Tye Wood, New Mexico	0.629
Pitching Appearances (109 ranked)					4 players tied	8	Evan Miranda, San Diego St. Jacob Riordan, San Diego St. Garvey Rumary, San Diego St.	5 5 5
Runs (115 ranked)					Patrick Clohisy, Saint Louis Hayden Moore, Saint Louis Marshall Toole, Wofford	21 21 21	Kade Higgins, UNLV	15
Runs Batted In (121 ranked)	Will Asby	121	2	14	Joel Dragoo, Presbyterian	27	Austin Kryszczuk, UNLV	16
Runs Batted In Per Game (149 ranked)					Jack Cooper, Columbia	2.50	Austin Kryszczuk, UNLV	1.45
Runs Per Game (137 ranked)					Ryley Preece, Morehead St.	2.00	Eddie Saldivar, Fresno St.	1.40
Sacrifice Bunts (61 ranked)					Garrison Weiss, Prairie View	7	Michael McKernan, Fresno St.	2
Sacrifice Bunts Per Game (116 ranked)					Garrison Weiss, Prairie View	0.64	Michael McKernan, Fresno St.	0.25
Sacrifice Flies (46 ranked)	Jake Holland Konner Kinkade	46 46	2 2	2 2	Lucas Steele, Samford	5	Alex Pimentel, UNLV	3
Saves (95 ranked)	Brian McBroom Wyatt Hardy Justin Still	24 95 95	1 3 3	2 1 1	Charlie Beilenson, Duke	5	Tommy Hopfe, Fresno St. Brian McBroom, New Mexico	2 2
Slugging Percentage (250 ranked)	Tye Wood Will Asby	168 201	2 4	0.727 0.700	Grant Knipp, Campbell	1.290	Grady Morgan, Fresno St.	0.763
Stolen Bases (144 ranked)	Sean Stephens	58	1	6	Marshall Toole, Wofford	14	Sean Stephens, New Mexico	6
Stolen Bases Per Game (145 ranked)	Sean Stephens	75	1	0.55	Marshall Toole, Wofford	1.27	Sean Stephens, New Mexico	0.55
Strikeout-to-Walk Ratio (137 ranked)					10 players tied	0.00	Jack Anker, Fresno St.	10.50
Strikeouts (143 ranked)					Riley Huge, Winthrop	37	Jack Anker, Fresno St. Austin Cates, UNLV	21 21
Strikeouts Per Nine Innings (150 ranked)					Hagen Smith, Arkansas	21.46	Austin Cates, UNLV	11.81
Total Bases (148 ranked)					Charlie Condon, Georgia	56	Austin Kryszczuk, UNLV	31
Toughest to Strike Out (144 ranked)	Will Asby Sean Stephens	71 71	3 3	13.3 13.3	8 players tied	0.0	Austin Kryszczuk, UNLV	21.5
Triples (80 ranked)	Sean Stephens Josh McAlister Reed Spenrath	9 80 80	3 6 6	2 1 1	Coleman Schmidt, Saint Mary's (CA)	4	Theo Hardy, San Jose St. Colby Turner, San Diego St.	3 3
Triples Per Game (118 ranked)	Sean Stephens	51	5	0.18	Coleman Schmidt, Saint Mary's (CA)	0.36	Theo Hardy, San Jose St. Colby Turner, San Diego St.	0.27 0.27
Victories (38 ranked)					Zachary Cawyer, TCU Matthew Matthijs, North Carolina Joshua Romero, CSUN	4 4 4	Jack Anker, Fresno St.	3
WHIP (150 ranked)					Luke Lyon, Troy	0.48	Jack Anker, Fresno St.	0.70
Walks Allowed Per Nine Innings (150 ranked)					10 players tied	0.00	Jack Anker, Fresno St.	0.90

## LAST WEEK'S SERIES STATS (VS. HOFSTRA)

Player	avg	gp-gs	ab	r	h	2b	3b	hr	rbi	tb	slg%	bb	hp	so	gdp	ob%	sf	sh	sb-att	po	a	e	fld%
11 STEPHENS, Sean	.500	4-4	16	6	8	0	0	0	2	8	.500	3	1	2	0	.600	0	0	4-5	10	0	0	1.000
30 SPENRATH, Reed	.500	4-4	14	5	7	3	0	0	1	10	.714	6	1	5	0	.667	0	0	0-0	32	1	1	.971
47 OTT, Ethan	.417	3-3	12	4	5	2	0	1	5	10	.833	1	1	5	0	.500	0	0	0-0	0	0	0	.000
9 MCALISTER, Josh	.385	4-3	13	3	5	2	1	0	4	9	.692	2	0	4	0	.467	0	0	0-0	1	2	0	1.000
18 HOLLAND, Jake	.333	3-3	12	3	4	0	0	3	8	13	1.083	0	0	4	0	.308	1	0	0-0	23	4	1	.964
15 WALKER, Khalil	.333	2-2	9	3	3	0	0	0	2	3	.333	2	0	1	0	.455	0	0	0-1	6	0	1	.857
12 ASBY, Will	.294	4-4	17	7	5	2	0	1	5	10	.588	2	1	1	0	.381	1	0	0-0	5	0	0	1.000
3 DIXON, Devon	.214	4-4	14	3	3	1	0	0	0	4	.286	4	0	2	1	.389	0	0	0-0	9	11	1	.952
8 KINKADE, Konner	.167	4-3	12	1	2	1	0	0	2	3	.250	2	1	5	0	.313	1	0	0-0	4	11	2	.882
26 MANSY, Luke	.100	4-3	10	3	1	0	0	0	1	1	.100	6	0	2	0	.438	0	1	0-0	2	4	0	1.000
-----																							
24 SMITH, Kyle	.667	2-1	6	3	4	2	0	1	7	9	1.500	2	0	2	0	.750	0	0	0-0	7	0	0	1.000
4 WOOD, Tye	.500	3-2	6	3	3	0	0	2	5	9	1.500	2	1	2	0	.667	0	0	1-2	5	1	1	.857
Totals	.355	4	141	44	50	13	1	8	42	89	.631	32	6	35	1	.484	3	1	5-8	105	38	8	.947
Opponents	.361	4	155	39	56	14	1	3	37	81	.523	25	4	28	2	.452	4	0	12-15	99	32	6	.956

LOB - Team (40), Opp (44). DPs turned - Team (2), Opp (1). IBB - Team (1), SPENRATH, R. 1.

### (All games vs Hofstra Sorted by Earned run avg)

Player	era	w-l	app	gs	cg	sho	sv	ip	h	r	er	bb	so	2b	3b	hr	b/avg	wp	hp	bk	sfa	sha
33 PURSER, Daxton	3.38	0-0	2	1	0	0/0	0	5.1	5	2	2	5	1	1	0	0	.263	0	0	0	0	0
27 LOPEZ, David	3.60	0-0	1	1	0	0/0	0	5.0	5	3	2	1	5	1	0	0	.238	0	2	0	0	0
31 PENGELLY, Dayne	8.31	1-0	1	0	0	0/0	0	4.1	7	4	4	2	5	1	1	0	.368	3	1	1	1	0
40 BANNISTER, Wil	9.00	0-0	1	1	0	0/0	0	5.0	9	5	5	3	4	1	0	1	.391	0	0	0	0	0
13 RUSSELL, Brett	12.60	1-0	1	1	0	0/0	0	5.0	8	7	7	3	3	3	0	1	.381	0	0	0	0	0
-----																						
19 STILL, Justin	0.00	0-0	2	0	0	0/0	1	2.0	3	1	0	4	4	0	0	0	.300	0	0	0	0	0
6 MCBROOM, Brian	4.50	0-0	2	0	0	0/0	1	2.0	2	1	1	0	1	0	0	1	.250	0	0	0	0	0
23 JACKSON, Jaren	9.00	0-1	1	0	0	0/0	0	3.0	4	4	3	4	2	1	0	0	.333	0	1	0	2	0
34 BARNHOUSE, Josh	13.50	0-0	2	0	0	0/0	0	2.0	3	3	3	2	2	2	0	0	.333	0	0	0	0	0
35 STEINKAMP, Arthur	40.50	0-0	2	0	0	0/0	0	0.2	4	3	3	1	0	2	0	0	.800	0	0	0	1	0
29 HARDY, Wyatt	81.00	0-1	1	0	0	0/0	0	0.2	6	6	6	0	1	2	0	0	.750	0	0	0	0	0
Totals	9.26	2-2	4	4	0	0/0	2	35.0	56	39	36	25	28	14	1	3	.361	3	4	1	4	0
Opponents	11.18	2-2	4	4	0	0/0	1	33.0	50	44	41	32	35	13	1	8	.355	7	6	1	3	1

Pickoffs - Team (2), BARNHOUSE, J 1, RUSSELL, B. 1. SBA/ATT - HOLLAND, J. (8-10), SMITH, K. (4-4), RUSSELL, B. (4-4), PURSER, D. (1-3), BARNHOUSE, J (1-2), BANNISTER, W (2-2), STEINKAMP, A (1-1), PENGELLY, D. (1-1), LOPEZ, D. (1-1), STILL, J. (1-1).

# 2024 SEASON / CAREER STATS COMPARISON

Player	SEASON													CAREER													
	Avg	G-GS	AB	R	H	2B	3B	HR	RBI	BB	Hbp	SO	Sb-Att	Avg	G-GS	AB	R	H	2B	3B	HR	RBI	BB	Hbp	SO	Sb-Att	
11 STEPHENS, Sean	.422	12-12	45	10	19	1	2	0	8	10	1	4	8-10	.327	86-47	220	52	72	10	3	4	30	27	4	45	18-23	
4 WOOD, Tye	.385	11-9	26	12	10	1	0	2	7	10	4	8	5-6	.385	11-9	26	12	10	1	0	2	7	10	4	8	5-6	
47 OTT, Ethan	.355	8-8	31	5	11	3	0	1	10	5	1	13	0-0	.355	8-8	31	5	11	3	0	1	10	5	1	13	0-0	
24 SMITH, Kyle	.346	8-6	26	8	9	4	0	1	9	5	2	6	0-1	.289	68-36	159	35	46	10	5	9	40	27	12	34	2-3	
8 KINKADE, Konner	.324	13-9	37	7	12	2	0	0	13	7	1	9	0-0	.290	48-19	93	20	27	6	0	2	25	22	2	17	0-0	
12 ASBY, Will	.318	13-11	44	11	14	4	0	4	14	8	2	3	0-0	.318	13-11	44	11	14	4	0	4	14	8	2	3	0-0	
30 SPENRATH, Reed	.311	13-12	45	10	14	6	1	0	6	14	1	14	0-0	.319	63-62	235	64	75	17	5	19	71	48	2	84	3-3	
9 MCALISTER, Josh	.295	12-11	44	9	13	2	1	1	7	5	1	10	3-3	.295	12-11	44	9	13	2	1	1	7	5	1	10	3-3	
15 WALKER, Khalil	.290	10-8	31	11	9	1	0	0	5	12	0	6	0-2	.290	10-8	31	11	9	1	0	0	5	12	0	6	0-2	
18 HOLLAND, Jake	.290	9-8	31	6	9	3	0	4	11	1	1	7	0-0	.326	50-42	181	35	59	10	1	16	50	9	2	39	0-0	
3 DIXON, Devon	.250	12-12	44	9	11	3	0	0	2	5	1	12	0-0	.269	61-57	208	47	56	13	0	6	29	21	3	41	2-3	
43 TRUJILLO, Gene	.333	3-0	3	1	1	0	0	1	2	0	0	2	0-0	.333	3-0	3	1	1	0	0	1	2	0	0	2	0-0	
26 MANSY, Luke	.240	10-6	25	7	6	1	0	0	3	9	0	4	0-0	.240	10-6	25	7	6	1	0	0	3	9	0	4	0-0	
14 CARRIS, Akili	.200	1-1	5	1	1	1	0	0	1	0	0	3	0-0	.167	9-1	12	3	2	1	0	0	1	0	1	5	0-0	
2 WEISSENBORN, Chase	.167	4-4	12	0	2	2	0	0	3	0	0	5	0-0	.270	128-121	422	80	114	25	4	1	56	44	9	100	7-10	
10 MUNGUIA, Austin	.000	1-0	0	0	0	0	0	0	0	0	0	0	0-0	.000	1-0	0	0	0	0	0	0	0	0	0	0	0-0	
48 NEIL, Andrew	.000	2-0	0	2	0	0	0	0	0	0	0	0	0-0	.000	2-0	0	2	0	0	0	0	0	0	0	0	0-0	
Totals	.314	13-13	449	109	141	34	4	14	101	91	15	106	16-22														
Opponents	.339	13-13	478	113	162	42	6	20	104	54	18	102	21-25														

(All games Sorted by Earned run avg)

Player	SEASON														CAREER													
	ERA	W-L	App	GS	CG	Sho	Sv	IP	H	R	ER	BB	SO	ERA	W-L	App	GS	CG	Sho	Sv	IP	H	R	ER	BB	SO		
27 LOPEZ, David	6.14	1-0	3	3	0	0	0	14.2	20	12	10	5	12	6.14	1-0	3	3	0	0	0	14.2	20	12	10	5	12		
19 STILL, Justin	0.00	1-0	4	0	0	0	1	6.0	4	1	0	6	7	7.53	2-5	34	5	0	0	1	57.1	74	55	48	40	60		
17 MOGEN, Cristian	0.00	1-0	1	0	0	0	0	2.0	2	0	0	0	0	0.00	1-0	1	0	0	0	0	2.0	2	0	0	0	0		
22 BAKER-LIVINGSTON, B	3.00	0-0	2	2	0	0	0	6.0	6	2	2	1	8	8.89	2-5	24	8	0	0	0	52.2	87	53	52	22	36		
33 PURSER, Daxton	3.38	0-0	4	1	0	0	0	10.2	8	4	4	8	6	3.38	0-0	4	1	0	0	0	10.2	8	4	4	8	6		
6 MCBROOM, Brian	5.06	1-0	4	0	0	0	2	5.1	6	3	3	0	6	5.82	7-4	46	0	0	0	8	85.0	105	65	55	21	73		
40 BANNISTER, Wil	5.68	1-0	3	2	0	0	0	12.2	19	8	8	5	9	7.96	2-3	19	3	0	0	1	31.2	50	29	28	13	20		
35 STEINKAMP, Arthur	7.00	0-1	5	0	0	0	0	9.0	12	9	7	3	3	6.26	1-2	37	0	0	0	0	50.1	64	47	35	11	27		
13 RUSSELL, Brett	8.10	1-0	2	1	0	0	0	10.0	10	11	9	3	11	9.28	2-7	22	15	0	0	0	74.2	133	92	77	36	64		
38 LEHMBECK, Blake	9.00	0-0	1	0	0	0	0	1.0	3	1	1	0	2	9.00	0-0	1	0	0	0	0	1.0	3	1	1	0	2		
39 CASTILLO, Ryan	10.38	0-0	2	0	0	0	0	4.1	6	6	5	2	2	10.38	0-0	2	0	0	0	0	4.1	6	6	5	2	2		
34 BARNHOUSE, Josh	13.50	0-0	4	0	0	0	0	8.0	17	14	12	6	9	13.50	0-0	4	0	0	0	0	8.0	17	14	12	6	9		
23 JACKSON, Jaren	15.68	0-3	3	2	0	0	0	10.1	22	19	18	7	12	9.00	3-5	15	10	0	0	1	55.0	83	57	55	19	44		
31 PENGELLY, Dayne	16.88	1-1	2	1	0	0	0	5.1	12	10	10	5	6	16.88	1-1	2	1	0	0	0	5.1	12	10	10	5	6		
29 HARDY, Wyatt	17.55	0-1	4	1	0	0	1	6.2	15	13	13	3	9	17.55	0-1	4	1	0	0	1	6.2	15	13	13	3	9		
Totals	8.20	7-6	13	13	0	0	4	112.0	162	113	102	54	102															
Opponents	7.97	6-7	13	13	0	0	3	107.1	141	109	95	91	106															

# 2024 SEASON / CAREER FIELDING COMPARISON

Player	SEASON										CAREER									
	CH	PO	A	E	Fld%	SBA	CSB	SBA%	PB	CI	Ch	PO	A	E	Fld%	SBA	CSB	SBA%	PB	CI
11 STEPHENS, Sean	25	25	0	0	1.000	0	0	---	0	0	133	128	2	3	.977	0	0	---	0	0
12 ASBY, Will	14	14	0	0	1.000	0	0	---	0	0	14	14	0	0	1.000	0	0	---	0	0
26 MANSY, Luke	12	4	8	0	1.000	0	0	---	0	0	12	4	8	0	1.000	0	0	---	0	0
47 OTT, Ethan	7	7	0	0	1.000	0	0	---	0	0	7	7	0	0	1.000	0	0	---	0	0
27 LOPEZ, David	6	1	5	0	1.000	5	0	1.000	0	0	6	1	5	0	1.000	5	0	1.000	0	0
10 MUNGUIA, Austin	2	2	0	0	1.000	0	0	---	0	0	2	2	0	0	1.000	0	0	---	0	0
23 JACKSON, Jaren	2	0	2	0	1.000	1	1	.500	0	0	6	0	6	0	1.000	9	1	.900	0	0
14 CARRIS, Akili	1	0	1	0	1.000	0	0	---	0	0	8	2	5	1	.875	0	0	---	0	0
22 BAKER-LIVINGSTON,B	1	0	1	0	1.000	0	0	---	0	0	13	3	10	0	1.000	2	1	.667	0	0
43 TRUJILLO, Gene	1	1	0	0	1.000	0	0	---	0	0	1	1	0	0	1.000	0	0	---	0	0
31 PENGELLY, Dayne	1	0	1	0	1.000	1	0	1.000	0	0	1	0	1	0	1.000	1	0	1.000	0	0
29 HARDY, Wyatt	1	1	0	0	1.000	1	0	1.000	0	0	1	1	0	0	1.000	1	0	1.000	0	0
19 STILL, Justin	1	1	0	0	1.000	1	0	1.000	0	0	13	3	9	1	.923	5	3	.625	0	0
18 HOLLAND, Jake	67	61	5	1	.985	10	3	.769	2	0	312	279	30	3	.990	35	9	.795	2	0
3 DIXON, Devon	53	18	34	1	.981	0	0	---	0	0	257	87	163	7	.973	0	0	---	0	0
30 SPENRATH, Reed	101	91	8	2	.980	0	0	---	0	0	479	449	26	4	.992	0	0	---	0	0
24 SMITH, Kyle	43	41	1	1	.977	11	0	1.000	0	0	215	192	21	2	.991	19	10	.655	2	0
15 WALKER, Khalil	22	21	0	1	.955	0	0	---	0	0	22	21	0	1	.955	0	0	---	0	0
8 KINKADE, Konner	43	18	23	2	.953	0	0	---	0	0	115	48	61	6	.948	0	0	---	0	0
9 MCALISTER, Josh	17	3	13	1	.941	0	0	---	0	0	17	3	13	1	.941	0	0	---	0	0
2 WEISSENBORN, Chase	15	8	6	1	.933	0	0	---	0	0	546	167	354	25	.954	0	0	---	0	0
4 WOOD, Tye	20	17	1	2	.900	0	0	---	0	0	20	17	1	2	.900	0	0	---	0	0
35 STEINKAMP, Arthur	3	1	1	1	.667	3	0	1.000	0	0	18	5	12	1	.944	4	0	1.000	0	0
34 BARNHOUSE, Josh	3	0	2	1	.667	2	1	.667	0	0	3	0	2	1	.667	2	1	.667	0	0
13 RUSSELL, Brett	3	1	1	1	.667	4	0	1.000	0	0	18	5	10	3	.833	17	1	.944	0	0
40 BANNISTER, Wil	1	0	0	1	.000	2	0	1.000	0	0	5	1	2	2	.600	2	0	1.000	0	0
38 LEHMBECK, Blake	0	0	0	0	.000	0	0	---	0	0	0	0	0	0	.000	0	0	---	0	0
39 CASTILLO, Ryan	0	0	0	0	.000	0	0	---	0	0	0	0	0	0	.000	0	0	---	0	0
6 MCBROOM, Brian	0	0	0	0	.000	0	0	---	0	0	13	6	6	1	.923	3	4	.429	0	0
33 PURSER, Daxton	0	0	0	0	.000	1	2	.333	0	0	0	0	0	0	.000	1	2	.333	0	0
48 NEIL, Andrew	0	0	0	0	.000	0	0	---	0	0	0	0	0	0	.000	0	0	---	0	0
17 MOGEN, Cristian	0	0	0	0	.000	0	0	---	0	0	0	0	0	0	.000	0	0	---	0	0
Totals	465	336	113	16	.966	21	4	.840	2	0										
Opponents	445	322	105	18	.960	16	6	.727	2	0										

# 2024 SITUATIONAL HITTING ANALYSIS

Player	vs left			vs right			w/runners			w/bases empty			w/bases loaded			as leadoff			fly	gnd	fly/
	h	ab	avg	h	ab	avg	h	ab	avg	h	ab	avg	h	ab	avg	rch	ops	pct	out	out	gnd
12 ASBY, Will	1	9	.111	13	35	.371	7	28	.250	7	16	.438	1	5	.200	4	10	.400	18	9	2.0
14 CARRIS, Akili	1	2	.500	0	3	.000	1	2	.500	0	3	.000	0	0	---	0	3	.000	1	0	99.9
3 DIXON, Devon	2	8	.250	9	36	.250	4	26	.154	7	18	.389	0	1	.000	2	6	.333	6	15	0.4
18 HOLLAND, Jake	2	7	.286	7	24	.292	5	18	.278	4	13	.308	0	2	.000	1	5	.200	11	6	1.8
8 KINKADE, Konner	3	8	.375	9	29	.310	8	21	.381	4	16	.250	1	2	.500	3	8	.375	12	6	2.0
26 MANSY, Luke	1	4	.250	5	21	.238	3	12	.250	3	13	.231	0	2	.000	2	7	.286	6	9	0.7
9 MCALISTER, Josh	3	9	.333	10	35	.286	7	26	.269	6	18	.333	0	5	.000	9	16	.563	10	11	0.9
47 OTT, Ethan	2	5	.400	9	26	.346	8	22	.364	3	9	.333	0	2	.000	2	4	.500	4	3	1.3
24 SMITH, Kyle	1	5	.200	8	21	.381	7	18	.389	2	8	.250	1	5	.200	3	6	.500	5	6	0.8
30 SPENRATH, Reed	2	9	.222	12	36	.333	6	22	.273	8	23	.348	1	3	.333	5	13	.385	10	6	1.7
11 STEPHENS, Sean	6	11	.545	13	34	.382	10	23	.435	9	22	.409	0	1	.000	7	17	.412	5	15	0.3
43 TRUJILLO, Gene	1	2	.500	0	1	.000	1	3	.333	0	0	---	0	0	---	0	0	---	0	0	0.0
15 WALKER, Khalil	3	7	.429	6	24	.250	5	17	.294	4	14	.286	0	0	---	4	8	.500	5	10	0.5
2 WEISSENBERN, Cha	2	3	.667	0	9	.000	1	6	.167	1	6	.167	1	1	1.000	1	2	.500	4	1	4.0
4 WOOD, Tye	4	6	.667	6	20	.300	7	16	.438	3	10	.300	1	1	1.000	3	5	.600	3	5	0.6
Totals	34	95	.358	107	354	.302	80	260	.308	61	189	.323	6	30	.200	46	110	.418	100	102	1.0
Opponents	46	146	.315	116	332	.349	78	257	.304	84	221	.380	6	22	.273	55	121	.455	108	105	1.0

Player	pinch hitting			w/runners			w/runner on 3rd and LT 2 out			with 2 outs			success			2- rnrns			rch	rch	fly/
	h	ab	avg	h	ab	avg	rbi	ops	pct	h	ab	avg	adv	ops	pct	rbi	w/out	lob	err	fc	kl
12 ASBY, Will	1	2	.500	7	22	.318	6	9	.667	4	11	.364	19	34	.559	4	7	12	1	1	0
14 CARRIS, Akili	0	0	---	1	2	.500	0	1	.000	0	0	---	1	2	.500	0	0	0	0	0	2
3 DIXON, Devon	0	0	---	3	19	.158	1	4	.250	3	12	.250	11	28	.393	1	7	10	0	1	7
18 HOLLAND, Jake	0	1	.000	3	10	.300	2	5	.400	2	6	.333	8	21	.381	3	2	5	0	1	0
8 KINKADE, Konner	0	0	---	7	18	.389	7	8	.875	5	11	.455	16	26	.615	5	6	5	0	1	3
26 MANSY, Luke	1	2	.500	1	9	.111	2	3	.667	2	8	.250	7	13	.538	1	5	8	1	1	0
9 MCALISTER, Josh	0	0	---	5	18	.278	2	3	.667	3	16	.188	12	28	.429	3	6	23	1	1	2
47 OTT, Ethan	0	0	---	1	12	.083	5	5	1.000	3	12	.250	16	25	.640	1	8	9	1	1	1
24 SMITH, Kyle	1	2	.500	4	13	.308	1	2	.500	3	12	.250	13	23	.565	4	0	19	0	2	3
30 SPENRATH, Reed	0	1	.000	4	15	.267	4	5	.800	5	15	.333	11	24	.458	0	4	13	1	0	2
11 STEPHENS, Sean	0	0	---	7	19	.368	2	2	1.000	8	17	.471	23	29	.793	6	2	5	2	4	1
43 TRUJILLO, Gene	1	3	.333	0	2	.000	0	1	.000	0	1	.000	1	3	.333	0	0	2	0	0	2
15 WALKER, Khalil	0	0	---	5	12	.417	2	2	1.000	3	11	.273	13	21	.619	2	3	8	1	1	2
2 WEISSENBERN, Cha	0	0	---	1	3	.333	0	0	---	1	3	.333	1	6	.167	3	0	1	0	0	3
4 WOOD, Tye	0	0	---	5	10	.500	0	1	.000	5	12	.417	11	19	.579	4	1	6	0	0	2
Totals	4	11	.364	54	184	.293	34	51	.667	47	147	.320	163	302	.540	37	51	133	8	14	30
Opponents	6	15	.400	47	159	.296	34	54	.630	35	139	.252	146	294	.497	28	39	111	8	14	34

Success Advancing Runners = percentage of times the batter advanced at least one runner during a plate appearance

#Rnrs Adv w/Out = TOTAL number of runners advanced when the player made an out

## SITUATIONAL GAME-BY-GAME

Date	Opponent	Total	vs	vs	With	Bases	Bases	With	With	Reach as	3rd and	
		h/ab	Left	Right	Runners	Empty	Loaded	2-outs	RBI-op	Leadoff	LT 2out	LOB
Feb 16	vs Oregon State	10-38	3-6	7-32	6-22	4-16	1-1	4-14	2-13	1-9	0-0	12
Feb 17	vs CSU Bakersfield	5-29	0-0	5-29	1-8	4-21	0-0	3-11	1-2	2-8	0-0	4
Feb 18	vs Minnesota	4-32	1-13	3-19	2-16	2-16	0-1	2-11	2-8	3-9	0-1	10
Feb 19	vs CSU Bakersfield	9-29	3-9	6-20	5-21	4-8	1-4	2-7	3-13	5-8	4-7	11
Feb 22	SOUTH DAKOTA STATE	8-35	4-16	4-19	3-13	5-22	0-2	6-15	2-9	1-9	2-3	9
Feb 23	SOUTH DAKOTA STATE	16-41	3-3	13-38	10-26	6-15	1-4	4-12	7-22	5-9	8-8	13
Feb 24	SOUTH DAKOTA STATE	12-35	0-0	12-35	7-25	5-10	0-1	1-8	5-15	6-9	4-6	8
Feb 24	SOUTH DAKOTA STATE	15-29	2-6	13-23	11-23	4-6	1-4	4-8	9-20	5-7	3-4	8
Mar 01	HOFSTRA	14-40	0-0	14-40	7-23	7-17	0-1	7-16	6-22	5-9	3-5	12
Mar 02	HOFSTRA	10-37	3-10	7-27	8-27	2-10	1-5	5-13	4-18	5-10	4-7	14
Mar 02	HOFSTRA	14-31	0-0	14-31	7-16	7-15	0-0	2-8	4-12	3-6	2-2	5
Mar 03	HOFSTRA	12-33	6-11	6-22	6-19	6-14	1-6	1-8	2-11	4-8	3-5	8
Mar 05	TEXAS TECH	12-40	9-21	3-19	7-21	5-19	0-1	6-16	7-19	1-9	1-3	12
Totals		141-449	34-95	107-354	80-260	61-189	6-30	47-147	54-184	46-110	34-51	126
		.314	.358	.302	.308	.323	.200	.320	.293	.418	.667	



# 2024 SITUATIONAL PITCHING ANALYSIS

Player	vs left			vs right			w/runners			w/bases empty			vs leadoff			with 2 outs			fly	gnd	fly/
	h	ab	avg	h	ab	avg	h	ab	avg	h	ab	avg	rch	ops	pct	h	ab	avg	out	out	gnd
22 BAKER-LIVINGSTON	3	8	.375	3	13	.231	3	12	.250	3	9	.333	2	7	.286	0	4	.000	4	4	1.0
40 BANNISTER, Wil	12	27	.444	7	28	.250	9	31	.290	10	24	.417	6	16	.375	8	19	.421	20	8	2.5
34 BARNHOUSE, Josh	7	18	.389	10	21	.476	11	21	.524	6	18	.333	5	9	.556	5	13	.385	6	7	0.9
39 CASTILLO, Ryan	2	8	.250	4	10	.400	3	9	.333	3	9	.333	3	5	.600	0	5	.000	6	4	1.5
29 HARDY, Wyatt	5	14	.357	10	21	.476	8	16	.500	7	19	.368	2	8	.250	7	13	.538	5	6	0.8
23 JACKSON, Jaren	11	20	.550	11	30	.367	7	24	.292	15	26	.577	9	13	.692	1	11	.091	9	8	1.1
38 LEHMBECK, Blake	2	2	1.000	1	4	.250	2	5	.400	1	1	1.000	1	1	1.000	1	2	.500	0	1	0.0
27 LOPEZ, David	9	29	.310	11	33	.333	11	33	.333	9	29	.310	5	16	.313	3	16	.188	13	17	0.8
6 MCBROOM, Brian	3	11	.273	3	11	.273	2	10	.200	4	12	.333	2	4	.500	0	6	.000	9	1	9.0
17 MOGEN, Cristian	1	2	.500	1	6	.167	0	5	.000	2	3	.667	1	2	.500	0	2	.000	3	3	1.0
31 PENGELLY, Dayne	5	11	.455	7	16	.438	7	19	.368	5	8	.625	3	6	.500	1	6	.167	3	6	0.5
33 PURSER, Daxton	5	14	.357	3	22	.136	2	19	.105	6	17	.353	7	12	.583	1	10	.100	13	9	1.4
13 RUSSELL, Brett	4	16	.250	6	23	.261	6	15	.400	4	24	.167	3	10	.300	3	12	.250	3	13	0.2
35 STEINKAMP, Arthur	5	12	.417	7	27	.259	5	23	.217	7	16	.438	4	8	.500	3	13	.231	11	12	0.9
19 STILL, Justin	0	6	.000	4	15	.267	2	15	.133	2	6	.333	2	4	.500	2	7	.286	3	6	0.5
Totals	74	198	.374	88	280	.314	78	257	.304	84	221	.380	55	121	.455	35	139	.252	108	105	1.0
Opponents	50	168	.298	91	281	.324	80	260	.308	61	189	.323	46	110	.418	47	147	.320	100	102	1.0

Player	app	gs	ip/app	*h/g	*r/g	*er/g	*bb/g	*so/g	k/bb	*2b/g	*3b/g	*hr/g	*fo/g	*go/g	*bf/g	sba	att	pct
22 BAKER-LIVINGSTON	2	2	3.00	9.00	3.00	3.00	1.50	12.00	8.0	1.50	0.00	0.00	6.00	6.00	37.50	0	0	---
40 BANNISTER, Wil	3	2	4.22	13.50	5.68	5.68	3.55	6.39	1.8	2.13	1.42	1.42	14.21	5.68	43.34	2	2	1.000
34 BARNHOUSE, Josh	4	0	2.00	19.12	15.75	13.50	6.75	10.12	1.5	6.75	0.00	3.38	6.75	7.88	51.75	2	3	.667
39 CASTILLO, Ryan	2	0	2.17	12.46	12.46	10.38	4.15	4.15	1.0	4.15	4.15	0.00	12.46	8.31	45.69	0	0	---
29 HARDY, Wyatt	4	1	1.67	20.25	17.55	17.55	4.05	12.15	3.0	2.70	0.00	2.70	6.75	8.10	51.30	1	1	1.000
23 JACKSON, Jaren	3	2	3.44	19.16	16.55	15.68	6.10	10.45	1.7	5.23	0.00	6.97	7.84	6.97	54.87	1	2	.500
38 LEHMBECK, Blake	1	0	1.00	27.00	9.00	9.00	0.00	18.00	99.0	18.00	0.00	0.00	0.00	9.00	54.00	0	0	---
27 LOPEZ, David	3	3	4.89	12.27	7.36	6.14	3.07	7.36	2.4	3.07	0.00	0.61	7.98	10.43	43.57	5	5	1.000
6 MCBROOM, Brian	4	0	1.33	10.12	5.06	5.06	0.00	10.12	99.0	1.69	0.00	3.38	15.19	1.69	37.12	0	0	---
17 MOGEN, Cristian	1	0	2.00	9.00	0.00	0.00	0.00	0.00	0.0	4.50	0.00	0.00	13.50	13.50	36.00	0	0	---
31 PENGELLY, Dayne	2	1	2.67	20.25	16.88	16.88	8.44	10.12	1.2	3.38	1.69	0.00	5.06	10.12	62.44	1	1	1.000
33 PURSER, Daxton	4	1	2.67	6.75	3.38	3.38	6.75	5.06	0.8	1.69	0.00	0.84	10.97	7.59	37.97	1	3	.333
13 RUSSELL, Brett	2	1	5.00	9.00	9.90	8.10	2.70	9.90	3.7	3.60	0.00	0.90	2.70	11.70	38.70	4	4	1.000
35 STEINKAMP, Arthur	5	0	1.80	12.00	9.00	7.00	3.00	3.00	1.0	5.00	1.00	0.00	11.00	12.00	45.00	3	3	1.000
19 STILL, Justin	4	0	1.50	6.00	1.50	0.00	9.00	10.50	1.2	0.00	0.00	0.00	4.50	9.00	42.00	1	1	1.000
Totals	13	13	8.62	13.02	9.08	8.20	4.34	8.20	1.9	3.38	0.48	1.61	8.68	8.44	45.00	21	25	.840
Opponents	13	13	8.26	11.82	9.14	7.97	7.63	8.89	1.2	2.85	0.34	1.17	8.39	8.55	47.29	16	22	.727

\* = average based on 9-inning game

# SITUATIONAL GAME-BY-GAME

Date	Opponent	Score	Total	vs	vs	With	Bases	With	Reach as	Gnd	Fly	ERA
		Score	h/ab	Left	Right	Runners	Empty	2-outs	Leadoff	Out	Out	
Feb 16	vs Oregon State	6-15	17-38	7-12	10-26	6-15	11-23	5-12	4-8	9	3	16.88
Feb 17	vs CSU Bakersfield	4-3	7-33	2-13	5-20	3-11	4-22	3-11	0-9	9	13	9.53
Feb 18	vs Minnesota	2-11	10-32	3-10	7-22	6-22	4-10	2-9	6-8	9	5	10.08
Feb 19	vs CSU Bakersfield	6-2	8-34	2-8	6-26	2-14	6-20	1-9	2-9	9	8	7.94
Feb 22	SOUTH DAKOTA STATE	5-11	11-38	4-14	7-24	5-14	6-24	0-8	4-10	7	5	8.16
Feb 23	SOUTH DAKOTA STATE	12-11	19-45	9-20	10-25	8-27	11-18	2-11	7-9	9	8	8.31
Feb 24	SOUTH DAKOTA STATE	9-8	14-36	8-17	6-19	8-23	6-13	3-11	7-10	8	6	7.97
Feb 24	SOUTH DAKOTA STATE	13-2	9-29	6-16	3-13	3-14	6-15	5-12	3-8	3	10	7.41
Mar 01	HOFSTRA	9-10	13-40	6-21	7-19	9-22	4-18	6-14	2-10	9	9	7.48
Mar 02	HOFSTRA	15-16	22-49	11-24	11-25	13-37	9-12	2-11	8-12	7	15	8.17
Mar 02	HOFSTRA	11-7	10-30	4-11	6-19	5-17	5-13	3-9	4-8	8	3	8.23
Mar 03	HOFSTRA	9-6	11-36	8-17	3-19	5-20	6-16	0-9	3-10	10	9	8.04
Mar 05	TEXAS TECH	8-11	11-38	4-15	7-23	5-21	6-17	3-13	5-10	8	14	8.20
Totals		109-113	162-478	74-198	88-280	78-257	84-221	35-139	55-121	105	108	8.20
			.339	.374	.314	.304	.380	.252	.455			

# 2024 NEW MEXICO GAMES SUMMARY

Score by innings	1	2	3	4	5	6	7	8	9	EX	Total
New Mexico	6	13	12	16	16	11	15	12	7	1	109
Opponents	19	16	6	15	18	12	9	12	4	2	113

## Record when ...

Overall	7-6	After 6 leading	5-2
Conference	0-0	..... trailing	2-4
Non-Conference	7-6	..... tied	0-0
Home games	5-4	After 7 leading	4-1
Away games	0-0	..... trailing	1-4
Neutral site	2-2	..... tied	0-1
Day games	6-5	After 8 leading	4-0
Night games	1-1	..... trailing	1-5
vs Left starter	1-1	..... tied	0-1
vs Right starter	6-5		
1-Run games	3-2	Hit 0 home runs	3-3
2-Run games	0-0	... 1 home run	0-3
5+Run games	1-3	... 2+ home runs	4-0
Extra innings	0-1		
Shutouts	0-0	Opponent 0 home runs	2-2
		..... 1 home run	4-1
		..... 2+ HRs	1-3
Scoring 0-2 runs	0-1		
..... 3-5 runs	1-1		
..... 6-9 runs	3-3	Made 0 errors	3-1
..... 10+ runs	3-1	... 1 error	2-2
		.... 2+ errors	2-3
Opponent 0-2 runs	2-0		
..... 3-5 runs	1-0	Opp. made 0 errors	2-1
..... 6-9 runs	3-0	..... 1 error	2-2
..... 10+ runs	1-6	..... 2+ errors	3-3
Scored in 1st inning	3-1		
Opp. scored in 1st	1-6	Out-hit opponent	4-2
Scores first	5-0	Out-hit by opponent	3-4
Opp. scores first	2-6	Hits are tied	0-0

## Record when team scores:

Runs	0	1	2	3	4	5	6	7	8	9	10+
W-L	0-0	0-0	0-1	0-0	1-0	0-1	1-1	0-0	0-1	2-1	3-1

## Record when opponent scores:

Runs	0	1	2	3	4	5	6	7	8	9	10+
W-L	0-0	0-0	2-0	1-0	0-0	0-0	1-0	1-0	1-0	0-0	1-6

## Record when leading after:

Inn.	1	2	3	4	5	6	7	8
W-L	2-0	3-0	4-1	4-0	5-2	5-2	4-1	4-0

## Record when trailing after:

Inn.	1	2	3	4	5	6	7	8
W-L	1-6	3-6	3-4	1-5	2-4	2-4	1-4	1-5

## Record when tied after:

Inn.	1	2	3	4	5	6	7	8
W-L	4-0	1-0	0-1	2-1	0-0	0-0	0-1	0-1

Current losing streak: 1

Longest winning streak: 3

Longest losing streak: 2

Home attendance : 3859 ( 8 dates avg = 482 )

Away attendance : 4263 ( 4 dates avg = 1065 )

Total attendance: 8122 ( 12 dates avg = 676 )

# 2024 BATTING LEADERS

## Batting avg

1. 11 STEPHENS, Sean	.422
2. 4 WOOD, Tye	.385
3. 47 OTT, Ethan	.355
4. 24 SMITH, Kyle	.346
5. 8 KINKADE, Konner	.324

## Slugging pct

1. 18 HOLLAND, Jake	.774
2. 12 ASBY, Will	.682
3. 4 WOOD, Tye	.654
4. 24 SMITH, Kyle	.615
5. 47 OTT, Ethan	.548

## On base pct

1. 4 WOOD, Tye	.600
2. 11 STEPHENS, Sean	.536
3. 15 WALKER, Khalil	.488
4. 24 SMITH, Kyle	.485
5. 30 SPENRATH, Reed	.483

## Runs scored

1. 4 WOOD, Tye	12
2. 12 ASBY, Will	11
15 WALKER, Khalil	11
4. 11 STEPHENS, Sean	10
30 SPENRATH, Reed	10

## Hits

1. 11 STEPHENS, Sean	19
2. 30 SPENRATH, Reed	14
12 ASBY, Will	14
4. 9 MCALISTER, Josh	13
5. 8 KINKADE, Konner	12

## Runs batted in

1. 12 ASBY, Will	14
2. 8 KINKADE, Konner	13
3. 18 HOLLAND, Jake	11
4. 47 OTT, Ethan	10
5. 24 SMITH, Kyle	9

## Doubles

1. 30 SPENRATH, Reed	6
2. 24 SMITH, Kyle	4
12 ASBY, Will	4
4. 3 tied at.....	3

## Triples

1. 11 STEPHENS, Sean	2
2. 30 SPENRATH, Reed	1
9 MCALISTER, Josh	1

## Home runs

1. 18 HOLLAND, Jake	4
12 ASBY, Will	4
3. 4 WOOD, Tye	2
4. 4 tied at.....	1

## Total bases

1. 12 ASBY, Will	30
2. 11 STEPHENS, Sean	24
18 HOLLAND, Jake	24
4. 30 SPENRATH, Reed	22
5. 9 MCALISTER, Josh	20

## Walks

1. 30 SPENRATH, Reed	14
2. 15 WALKER, Khalil	12
3. 11 STEPHENS, Sean	10
4 WOOD, Tye	10
5. 26 MANSY, Luke	9

## Hit by pitch

1. 4 WOOD, Tye	4
2. 24 SMITH, Kyle	2
12 ASBY, Will	2
4. 7 tied at.....	1

## Sac bunts

1. 9 MCALISTER, Josh	1
3 DIXON, Devon	1
26 MANSY, Luke	1

## Sac flies

1. 8 KINKADE, Konner	2
18 HOLLAND, Jake	2
3. 12 ASBY, Will	1
47 OTT, Ethan	1

## Stolen bases

1. 11 STEPHENS, Sean	8
2. 4 WOOD, Tye	5
3. 9 MCALISTER, Josh	3

## Caught stealing

1. 11 STEPHENS, Sean	2
15 WALKER, Khalil	2
3. 4 WOOD, Tye	1
24 SMITH, Kyle	1

## Steal attempts

1. 11 STEPHENS, Sean	10
2. 4 WOOD, Tye	6
3. 9 MCALISTER, Josh	3
4. 15 WALKER, Khalil	2
5. 24 SMITH, Kyle	1

## Stolen base pct

1. 9 MCALISTER, Josh	1.000
2. 4 WOOD, Tye	.833
3. 11 STEPHENS, Sean	.800
4. 15 WALKER, Khalil	.000
24 SMITH, Kyle	.000

## Strikeouts

1. 30 SPENRATH, Reed	14
2. 47 OTT, Ethan	13
3. 3 DIXON, Devon	12
4. 9 MCALISTER, Josh	10
5. 8 KINKADE, Konner	9

## Grounded into DP

1. 18 HOLLAND, Jake	2
3 DIXON, Devon	2
3. 24 SMITH, Kyle	1
11 STEPHENS, Sean	1
9 MCALISTER, Josh	1

## Total plate appearances

1. 30 SPENRATH, Reed	60
2. 11 STEPHENS, Sean	56
3. 12 ASBY, Will	55
4. 3 DIXON, Devon	51
9 MCALISTER, Josh	51

## At bats

1. 30 SPENRATH, Reed	45
11 STEPHENS, Sean	45
3. 9 MCALISTER, Josh	44
3 DIXON, Devon	44
12 ASBY, Will	44

## Games played

1. 8 KINKADE, Konner	13
12 ASBY, Will	13
30 SPENRATH, Reed	13
4. 3 tied at.....	12

## Game starts

1. 30 SPENRATH, Reed	12
3 DIXON, Devon	12
11 STEPHENS, Sean	12
4. 12 ASBY, Will	11
9 MCALISTER, Josh	11

## Games as sub

1. 8 KINKADE, Konner	4
26 MANSY, Luke	4
3. 43 TRUJILLO, Gene	3
4. 5 tied at...	2

# 2024 PITCHING LEADERS

Pitching minimums - 1 Games 1.0 IP/Game

Earned run avg		Opposing bat avg		Won-loss pct	
1. 27 LOPEZ, David	6.14	1. 27 LOPEZ, David	.323	1. 27 LOPEZ, David	1.000
Wins		Losses		Saves	
1. 7 tied at.....	1	1. 23 JACKSON, Jaren	3	1. 6 MCBROOM, Brian	2
		2. 29 HARDY, Wyatt	1	2. 29 HARDY, Wyatt	1
		35 STEINKAMP, Arthur	1	19 STILL, Justin	1
		31 PENGELLY, Dayne	1		
Innings pitched		Batters struck out		Appearances	
1. 27 LOPEZ, David	14.2	1. 23 JACKSON, Jaren	12	1. 35 STEINKAMP, Arthur	5
		27 LOPEZ, David	12	2. 5 tied at.....	4
		3. 13 RUSSELL, Brett	11		
		4. 3 tied at.....	9		
Games started		Games finished		Games in relief	
1. 27 LOPEZ, David	3	1. 6 MCBROOM, Brian	4	1. 35 STEINKAMP, Arthur	5
2. 23 JACKSON, Jaren	2	2. 35 STEINKAMP, Arthur	2	2. 19 STILL, Justin	4
22 BAKER-LIVINGSTON, Ben	2	19 STILL, Justin	2	34 BARNHOUSE, Josh	4
40 BANNISTER, Wil	2	29 HARDY, Wyatt	2	6 MCBROOM, Brian	4
5. 4 tied at.....	1	5. 3 tied at.....	1	5. 2 tied at.....	3
Wild pitches		Balks		Hit batters	
1. 31 PENGELLY, Dayne	3	1. 31 PENGELLY, Dayne	1	1. 31 PENGELLY, Dayne	4
2. 9 tied at.....	1			2. 23 JACKSON, Jaren	3
				3. 4 tied at.....	2
Intentional BB allowed		Runners picked off		Batters SO out looking	
		1. 34 BARNHOUSE, Josh	1	1. 23 JACKSON, Jaren	7
		13 RUSSELL, Brett	1	2. 13 RUSSELL, Brett	6
				3. 27 LOPEZ, David	3
				33 PURSER, Daxton	3
				29 HARDY, Wyatt	3
Sac bunts allowed		Sac flies allowed		Hits allowed	
1. 27 LOPEZ, David	2	1. 23 JACKSON, Jaren	2	1. 27 LOPEZ, David	20
2. 23 JACKSON, Jaren	1	2. 5 tied at.....	1		
Runs allowed		Earned runs allowed		Walks allowed	
1. 27 LOPEZ, David	12	1. 27 LOPEZ, David	10	1. 27 LOPEZ, David	5
Doubles allowed		Triples allowed		Home runs allowed	
1. 27 LOPEZ, David	5	1. 27 LOPEZ, David	0	1. 27 LOPEZ, David	1



## 2024 FIELDING LEADERS

Fielding pct		Chances		Putouts	
1. 11 STEPHENS, Sean	1.000	1. 30 SPENRATH, Reed	101	1. 30 SPENRATH, Reed	91
12 ASBY, Will	1.000	2. 18 HOLLAND, Jake	67	2. 18 HOLLAND, Jake	61
26 MANSY, Luke	1.000	3. 3 DIXON, Devon	53	3. 24 SMITH, Kyle	41
47 OTT, Ethan	1.000	4. 8 KINKADE, Konner	43	4. 11 STEPHENS, Sean	25
10 MUNGUIA, Austin	1.000	24 SMITH, Kyle	43	5. 15 WALKER, Khalil	21
Assists		Errors		Fielding double plays	
1. 3 DIXON, Devon	34	1. 8 KINKADE, Konner	2	1. 30 SPENRATH, Reed	14
2. 8 KINKADE, Konner	23	4 WOOD, Tye	2	2. 3 DIXON, Devon	9
3. 9 MCALISTER, Josh	13	30 SPENRATH, Reed	2	3. 8 KINKADE, Konner	7
4. 26 MANSY, Luke	8	4. 10 tied at.....	1	4. 2 WEISSENBORN, Chase	5
30 SPENRATH, Reed	8			5. 9 MCALISTER, Josh	2
Stolen bases against		Caught stealing by		Steal attempts against	
1. 24 SMITH, Kyle	11	1. 18 HOLLAND, Jake	3	1. 18 HOLLAND, Jake	13
2. 18 HOLLAND, Jake	10	2. 33 PURSER, Daxton	2	2. 24 SMITH, Kyle	11
3. 27 LOPEZ, David	5	3. 23 JACKSON, Jaren	1	3. 27 LOPEZ, David	5
4. 13 RUSSELL, Brett	4	34 BARNHOUSE, Josh	1	4. 13 RUSSELL, Brett	4
5. 35 STEINKAMP, Arthur	3			5. 3 tied at.....	3
Passed balls		Catchers interference			
1. 18 HOLLAND, Jake	2				

## 2024 STARTERS BY POSITION / LINEUP

Starting Lineup By Position  
(Team W-L record when starter)

### PITCHER:

27 LOPEZ, David	3	(2-1)
22 BAKER-LIVINGSTON, Ben	2	(2-0)
40 BANNISTER, Wil	2	(1-1)
23 JACKSON, Jaren	2	(0-2)
13 RUSSELL, Brett	1	(1-0)
31 PENGELLY, Dayne	1	(0-1)
33 PURSER, Daxton	1	(1-0)
29 HARDY, Wyatt	1	(0-1)

### CATCHER:

18 HOLLAND, Jake	7	(3-4)
24 SMITH, Kyle	6	(4-2)

### FIRST BASE:

30 SPENRATH, Reed	12	(6-6)
47 OTT, Ethan	1	(1-0)

### SECOND BASE:

8 KINKADE, Konner	8	(3-5)
3 DIXON, Devon	3	(2-1)
26 MANSY, Luke	2	(2-0)

### THIRD BASE:

9 MCALISTER, Josh	11	(6-5)
26 MANSY, Luke	1	(1-0)
14 CARRIS, Akili	1	(0-1)

### SHORTSTOP:

3 DIXON, Devon	9	(5-4)
2 WEISSENBORN, Chase	4	(2-2)

### LEFT FIELD:

15 WALKER, Khalil	7	(2-5)
4 WOOD, Tye	5	(4-1)
8 KINKADE, Konner	1	(1-0)

### CENTER FIELD:

11 STEPHENS, Sean	12	(7-5)
15 WALKER, Khalil	1	(0-1)

### RIGHT FIELD:

12 ASBY, Will	9	(6-3)
4 WOOD, Tye	4	(1-3)

### DESIGNATED HITTER:

47 OTT, Ethan	7	(4-3)
26 MANSY, Luke	3	(2-1)
12 ASBY, Will	2	(0-2)
18 HOLLAND, Jake	1	(1-0)

Starting Lineup By Lineup Spot  
(Team W-L record when starter)

### LEADOFF:

11 STEPHENS, Sean	5	(4-1)
15 WALKER, Khalil	5	(2-3)
8 KINKADE, Konner	3	(1-2)

### 2ND SPOT:

26 MANSY, Luke	5	(4-1)
12 ASBY, Will	3	(1-2)
8 KINKADE, Konner	2	(1-1)
2 WEISSENBORN, Chase	1	(0-1)
4 WOOD, Tye	1	(0-1)
24 SMITH, Kyle	1	(1-0)

### 3RD SPOT:

12 ASBY, Will	6	(4-2)
18 HOLLAND, Jake	4	(2-2)
47 OTT, Ethan	2	(0-2)
24 SMITH, Kyle	1	(1-0)

### CLEANUP:

30 SPENRATH, Reed	6	(2-4)
47 OTT, Ethan	5	(5-0)
24 SMITH, Kyle	1	(0-1)
12 ASBY, Will	1	(0-1)

### 5TH SPOT:

30 SPENRATH, Reed	4	(3-1)
9 MCALISTER, Josh	3	(2-1)
18 HOLLAND, Jake	2	(0-2)
24 SMITH, Kyle	2	(1-1)
47 OTT, Ethan	1	(0-1)
26 MANSY, Luke	1	(1-0)

### 6TH SPOT:

9 MCALISTER, Josh	5	(3-2)
4 WOOD, Tye	3	(0-3)
18 HOLLAND, Jake	2	(2-0)
12 ASBY, Will	1	(1-0)
24 SMITH, Kyle	1	(1-0)
30 SPENRATH, Reed	1	(0-1)

### 7TH SPOT:

4 WOOD, Tye	5	(5-0)
8 KINKADE, Konner	2	(1-1)
3 DIXON, Devon	2	(0-2)
9 MCALISTER, Josh	2	(0-2)
30 SPENRATH, Reed	1	(1-0)

14 CARRIS, Akili 1 (0-1)

### 8TH SPOT:

3 DIXON, Devon	10	(7-3)
15 WALKER, Khalil	2	(0-2)
8 KINKADE, Konner	1	(0-1)

### 9TH SPOT:

11 STEPHENS, Sean	7	(3-4)
2 WEISSENBORN, Chase	3	(2-1)
8 KINKADE, Konner	1	(1-0)
9 MCALISTER, Josh	1	(1-0)
15 WALKER, Khalil	1	(0-1)

## 2024 TEAM SINGLE-GAME HIGHS

### Batting

At bats:	41	-	vs South Dakota State (Feb 23, 2024)
Runs scored:	15	-	vs Hofstra (Mar 02, 2024)
Hits:	16	-	vs South Dakota State (Feb 23, 2024)
RBI's:	13	-	vs South Dakota State (Feb 24, 2024)
	13	-	vs Hofstra (Mar 02, 2024)
Doubles:	6	-	vs Hofstra (Mar 01, 2024)
Triples:	1	-	(4 times )
Home runs:	4	-	vs Hofstra (Mar 02, 2024)
Total bases:	28	-	vs Hofstra (Mar 02, 2024)
Walks:	17	-	vs Hofstra (Mar 02, 2024)
Strikeouts:	13	-	vs Minnesota (Feb 18, 2024 at Surprise, Ariz.)
Sac hits:	1	-	vs CSU Bakersfield (Feb 19, 2024 at Surprise, Ariz.)
	1	-	vs South Dakota State (Feb 24, 2024)
	1	-	vs Hofstra (Mar 02, 2024)
Sac flies:	1	-	(6 times )
Stolen bases:	4	-	vs Texas Tech (Mar 05, 2024)
Hit by pitch:	4	-	vs South Dakota State (Feb 24, 2024)
	4	-	vs Hofstra (Mar 02, 2024)
Caught stealing:	1	-	(6 times )
Runners LOB:	16	-	vs South Dakota State (Feb 23, 2024)
Hit into DP:	3	-	vs South Dakota State (Feb 24, 2024)

### Fielding

Putouts:	30	-	vs Hofstra (Mar 02, 2024)
Assists:	11	-	vs Hofstra (Mar 03, 2024)
Errors:	3	-	vs South Dakota State (Feb 23, 2024)
	3	-	vs Hofstra (Mar 02, 2024)
Passed balls:	1	-	vs Minnesota (Feb 18, 2024 at Surprise, Ariz.)
	1	-	vs South Dakota State (Feb 24, 2024)
DPs turned:	4	-	vs South Dakota State (Feb 24, 2024)

### Pitching

Innings pitched:	10.0	-	vs Hofstra (Mar 02, 2024)
Runs allowed:	16	-	vs Hofstra (Mar 02, 2024)
Earned runs:	15	-	vs Oregon State (Feb 16, 2024 at Surprise, Ariz.)
	15	-	vs Hofstra (Mar 02, 2024)
Walks allowed:	9	-	vs Hofstra (Mar 02, 2024)
Strikeouts:	14	-	vs South Dakota State (Feb 22, 2024)
Hits allowed:	22	-	vs Hofstra (Mar 02, 2024)
Doubles allowed:	6	-	vs South Dakota State (Feb 23, 2024)
	6	-	vs Hofstra (Mar 02, 2024)
Triples allowed:	2	-	vs South Dakota State (Feb 24, 2024)
Homers allowed:	7	-	vs Oregon State (Feb 16, 2024 at Surprise, Ariz.)
Wild pitches:	3	-	vs Minnesota (Feb 18, 2024 at Surprise, Ariz.)
	3	-	vs Hofstra (Mar 03, 2024)
Hit batters:	4	-	vs Minnesota (Feb 18, 2024 at Surprise, Ariz.)
	4	-	vs Texas Tech (Mar 05, 2024)

## 2024 INDIVIDUAL SINGLE-GAME HIGHS

### Batting

At bats:	7	-	MCALISTER, Josh vs Hofstra (Mar 02, 2024)
Runs scored:	4	-	ASBY, Will vs Hofstra (Mar 02, 2024)
Hits:	4	-	SMITH, Kyle vs Hofstra (Mar 02, 2024)
	4	-	ASBY, Will vs Hofstra (Mar 02, 2024)
RBIs:	7	-	SMITH, Kyle vs Hofstra (Mar 02, 2024)
Doubles:	3	-	SPENRATH, Reed vs Hofstra (Mar 01, 2024)
Triples:	1	-	(4 times )
Home runs:	2	-	ASBY, Will vs CSU Bakersfield (Feb 17, 2024 at Surprise, Ariz.)
	2	-	HOLLAND, Jake vs Hofstra (Mar 02, 2024)
Total bases:	9	-	ASBY, Will vs CSU Bakersfield (Feb 17, 2024 at Surprise, Ariz.)
	9	-	SMITH, Kyle vs Hofstra (Mar 02, 2024)
Walks:	4	-	SPENRATH, Reed vs Hofstra (Mar 02, 2024)
Strikeouts:	3	-	(6 times )
Sac hits:	1	-	DIXON, Devon vs CSU Bakersfield (Feb 19, 2024 at Surprise, Ariz.)
	1	-	MCALISTER, Josh vs South Dakota State (Feb 24, 2024)
	1	-	MANSY, Luke vs Hofstra (Mar 02, 2024)
Sac flies:	1	-	(6 times )
Stolen bases:	3	-	STEPHENS, Sean vs Hofstra (Mar 01, 2024)
Hit by pitch:	1	-	(15 times )
Caught stealing:	1	-	(6 times )
Runners LOB:	7	-	SMITH, Kyle vs CSU Bakersfield (Feb 19, 2024 at Surprise, Ariz.)

### Fielding

Putouts:	14	-	HOLLAND, Jake vs South Dakota State (Feb 22, 2024)
Assists:	6	-	DIXON, Devon vs Texas Tech (Mar 05, 2024)
Errors:	1	-	(16 times )
Passed balls:	1	-	HOLLAND, Jake vs Minnesota (Feb 18, 2024 at Surprise, Ariz.)
	1	-	HOLLAND, Jake vs South Dakota State (Feb 24, 2024)

### Pitching

Innings pitched:	5.0	-	(6 times )
Runs allowed:	8	-	JACKSON, Jaren vs Oregon State (Feb 16, 2024 at Surprise, Ariz.)
Earned runs:	8	-	JACKSON, Jaren vs Oregon State (Feb 16, 2024 at Surprise, Ariz.)
Walks allowed:	4	-	JACKSON, Jaren vs Hofstra (Mar 02, 2024)
Strikeouts:	8	-	RUSSELL, Brett vs South Dakota State (Feb 22, 2024)
Hits allowed:	11	-	LOPEZ, David vs South Dakota State (Feb 23, 2024)
Doubles allowed:	4	-	LOPEZ, David vs South Dakota State (Feb 23, 2024)
Triples allowed:	2	-	BANNISTER, Wil vs South Dakota State (Feb 24, 2024)
Homers allowed:	4	-	JACKSON, Jaren vs Oregon State (Feb 16, 2024 at Surprise, Ariz.)
	4	-	JACKSON, Jaren vs South Dakota State (Feb 22, 2024)
Wild pitches:	3	-	PENGELLY, Dayne vs Hofstra (Mar 03, 2024)
Hit batters:	3	-	PENGELLY, Dayne vs Minnesota (Feb 18, 2024 at Surprise, Ariz.)

# 2024 GAME BY GAME

## 2024 New Mexico Baseball Team Game-by-Game for New Mexico (as of Mar 07, 2024) Batting (All games)

Date	Opponent	ab	r	h	rbi	2b	3b	hr	tb	bb	ibb	sb	cs	hbp	sac	sf	gdp	k	po	a	e	lob	avg
Feb 16	vs Oregon State	38	6	10	5	2	0	1	15	6	0	0	1	1	0	0	0	10	24	10	1	12	.263
Feb 17	vs CSU Bakersfield	29	4	5	4	0	0	3	14	2	0	0	0	1	0	0	0	11	27	9	0	4	.224
Feb 18	vs Minnesota	32	2	4	1	2	0	0	6	6	0	0	0	1	0	0	0	13	24	9	0	10	.192
Feb 19	vs CSU Bakersfield	29	6	9	6	1	0	0	10	11	0	2	1	0	1	0	2	8	27	9	0	11	.219
Feb 22	SOUTH DAKOTA STAT	35	5	8	5	2	1	0	12	5	0	1	0	0	0	1	0	11	27	6	1	9	.221
Feb 23	SOUTH DAKOTA STAT	41	12	16	11	4	1	0	22	10	1	1	0	0	0	1	0	2	27	10	3	16	.255
Feb 24	SOUTH DAKOTA STAT	35	9	12	6	2	1	0	16	6	0	1	0	1	1	1	1	5	27	10	1	10	.268
Feb 24	SOUTH DAKOTA STAT	29	13	15	13	4	0	2	25	7	0	2	1	4	0	0	3	3	21	2	0	9	.295
Mar 01	HOFSTRA	40	9	14	9	6	0	1	23	6	0	3	0	1	0	1	0	9	27	10	2	12	.302
Mar 02	HOFSTRA	37	15	10	13	3	1	1	18	17	1	1	1	4	1	1	0	9	30	7	2	15	.299
Mar 02	HOFSTRA	31	11	14	11	2	0	4	28	3	0	0	1	0	0	0	0	10	21	10	3	5	.311
Mar 03	HOFSTRA	33	9	12	9	2	0	2	20	6	0	1	1	1	0	1	1	7	27	11	1	8	.315
Mar 05	TEXAS TECH	40	8	12	8	4	0	0	16	6	0	4	0	1	0	0	0	8	27	10	2	12	.314
Totals		449	109	141	101	34	4	14	225	91	2	16	6	15	3	6	7	106	336	113	16	133	.314

## 2024 New Mexico Baseball Team Game-by-Game for New Mexico (as of Mar 07, 2024) Pitching (All games)

Date	Opponent	ip	h	r	er	bb	so	2b	3b	hr	wp	bk	hbp	dp	ibb	score	w-l	sv	era
Feb 16	vs Oregon State	8.0	17	15	15	7	9	4	0	7	1	0	0	2	0	6-15	0-1	0	16.88
Feb 17	vs CSU Bakersfield	9.0	7	3	3	2	4	1	0	0	2	0	0	1	0	4-3	1-1	1	9.53
Feb 18	vs Minnesota	8.0	10	11	10	8	8	3	1	0	3	0	4	2	0	2-11	1-2	1	10.08
Feb 19	vs CSU Bakersfield	9.0	8	2	2	1	9	1	0	1	2	0	1	1	0	6-2	2-2	2	7.94
Feb 22	SOUTH DAKOTA STAT	9.0	11	11	9	0	14	3	0	4	1	0	3	1	0	5-11	2-3	2	8.16
Feb 23	SOUTH DAKOTA STAT	9.0	19	11	9	2	9	6	1	2	0	0	0	1	0	12-11	3-3	2	8.31
Feb 24	SOUTH DAKOTA STAT	9.0	14	8	6	3	9	5	0	1	0	0	2	4	0	9-8	4-3	2	7.97
Feb 24	SOUTH DAKOTA STAT	7.0	9	2	2	2	8	1	2	1	0	0	0	0	0	13-2	5-3	2	7.41
Mar 01	HOFSTRA	9.0	13	10	8	5	8	3	0	0	0	0	2	0	0	9-10	5-4	2	7.48
Mar 02	HOFSTRA	10.0	22	16	15	9	7	6	0	2	0	0	1	1	0	15-16	5-5	2	8.17
Mar 02	HOFSTRA	7.0	10	7	7	6	7	3	0	1	0	0	0	1	0	11-7	6-5	3	8.23
Mar 03	HOFSTRA	9.0	11	6	6	5	6	2	1	0	3	1	1	0	0	9-6	7-5	4	8.04
Mar 05	TEXAS TECH	9.0	11	11	10	4	4	4	1	1	0	0	4	1	0	8-11	7-6	4	8.20
Totals		112.0	162	113	102	54	102	42	6	20	12	1	18	15	0	109-113	7-6	4	8.20



# UNM SINGLE-GAME RECORDS

## AT-BATS

58	vs. New Mexico St.	2/9/02
57	vs. Fresno St.	4/1/99
56	vs. Air Force	5/14/09
56	vs. Binghamton	3/7/09
56	vs. Air Force	5/2/03
55	vs. Fresno St.	4/9/16
54	vs. Hawaii	3/14/97
54	vs. New Mexico St.	2/24/72
53	vs. Oklahoma St.	2/16/13
53	vs. Coppin St.	4/18/10
53	vs. New Mexico St.	3/30/99
53	vs. Colorado St.	3/17/73
53	vs. Northern Colorado	2/27/05

## RUNS

31	vs. Air Force	4/17/04 (W, 31-11)
30	vs. Northern Colo.	2/24/23 (W, 30-1)
30	vs. Binghamton	3/7/09 (W, 30-2)
29	at UNLV	3/24/17 (W, 29-8)
29	vs. Coppin St.	4/18/10 (W, 29-3)
28	vs. N.M. Highlands	2/9/03 (W, 28-5)
28	vs. N.M. St.	3/30/99 (W, 28-18)
27	vs. Fresno St.	4/1/99 (W, 27-26)
27	vs. Rice	4/12/98 (W, 27-26)
27	vs. Iowa	3/24/85 (W, 27-13)
27	vs. Creighton	3/26/71 (W, 27-5)
26	vs. Air Force	4/12/08 (W, 26-9)
26	vs. Air Force	4/14/06 (W, 26-11)
26	vs. Utah	3/13/93 (W, 26-8)

## HITS

32	vs. Fresno St.	4/1/99
31	vs. Binghamton	3/7/09
30	vs. Hawaii	3/14/97
29	vs. Coppin St.	4/18/10
29	vs. Air Force	4/17/04
28	vs. Northern Colo.	2/24/23
28	at Air Force	3/4/17
28	vs. Air Force	4/12/08
28	vs. New Mexico St.	3/30/99
27	vs. Air Force	5/2/03
26	vs. San Diego St.	5/26/12
26	vs. Northwestern	2/22/97
26	vs. Washington	3/26/95

## RBI

28	vs. Coppin St.	4/18/10
28	vs. Binghamton	3/7/09
28	vs. Air Force	4/17/04
27	vs. Northern Colo.	2/24/23
27	vs. Iowa	3/24/85
26	vs. Air Force	4/12/08
26	vs. N.M. Highlands	2/9/03
26	vs. New Mexico St.	3/30/99
26	vs. Rice	4/12/98
25	vs. Air Force	4/14/06
24	vs. UNLV	3/24/17
24	vs. Fresno St.	4/1/99

24	vs. Utah	4/23/94
----	----------	---------

## DOUBLES

13	vs. N.M. Highlands	2/9/03
10	vs. Coppin St.	4/18/10
9	at Nevada	4/21/13
9	vs. Northern Colorado	3/5/06
9	vs. Utah	3/16/02
9	vs. UNLV	4/4/98
8	at New Mexico State	3/29/22
8	vs. Fresno St.	3/31/17
8	vs. San Jose St.	5/9/15
8	vs. San Jose St.	5/10/15
8	vs. San Diego St.	3/17/00
8	vs. Fresno St.	4/1/99
8	vs. Rice	4/12/98
8	vs. UTEP	4/18/80
8	vs. Southern Colorado	5/17/75

## TRIPLES

7	vs. Southern Colorado	3/27/76
6	vs. TAMU-CC	2/21/09
6	vs. Hartford	3/16/86
5	vs. Holy Cross	2/25/22
4	vs. Coppin St.	4/18/10
4	vs. ENMU	4/30/97
4	vs. Colorado St.	3/20/75
4	vs. NE Illinois	4/18/78
4	vs. UTEP	5/11/73
4	vs. Northern Illinois	3/27/72

## HOME RUNS

10	vs. New Mexico St.	3/30/99
8	vs. Air Force	4/12/08
8	vs. Air Force	4/18/04
7	vs. Fresno State	4/29/23
6	vs. Air Force	5/6/17
6	vs. Binghamton	2/18/17
6	vs. Fresno St.	4/9/16
6	vs. Air Force	4/13/06 (Game 2)
6	vs. Air Force	4/17/04
6	vs. UNLV	5/9/99
6	vs. Rice	4/12/98
6	vs. New Mexico St.	2/25/98
6	vs. Utah	5/15/94
6	vs. Air Force	4/26/86
6	vs. Air Force	4/25/86

## TOTAL BASES

63	vs. New Mexico St.	3/30/99
61	vs. Air Force	4/12/08
54	vs. Fresno St.	4/1/99

## WALKS

17	at Hawai'i	2/21/16
16	vs. Air Force	4/17/04
15	vs. Fresno St.	3/31/17
14	at UNLV	3/24/17
14	at Utah	4/4/87

## STOLEN BASES

9	vs. Wayland Baptist	4/13/94
8	vs. Maine	3/18/94
8	vs. New Mexico St.	2/11/00
8	vs. Brigham Young	4/8/00
7	vs. New Mexico St.	4/17/13
7	vs. Toledo	3/10/02
7	vs. N.M. Highlands	2/10/98
7	vs. Grand Canyon	5/4/96

## LONGEST GAME (Innings)

15	NMSU 4, UNM 3	2/9/02
15	UNM 10, Gonzaga 8	3/31/72
14	UNM 8, ENMU 7	2/5-6/96
14	UNM 9, Colorado St. 8	3/17/73

# LAST TIME IT HAPPENED...

## HITTING (Individual)

**Grand slam:** ..... Tye Wood vs. Hofstra, 3/3/24  
**Hit for the cycle:** ..... Danny Collier vs. Air Force, 3/24/18  
**Five hits:** ..... Jeffrey David vs. Northern Colorado, 2/24/23  
**Six hits:** ..... Carl Stajduhar vs. Fresno St., 4/9/16  
**Eight at bats:** ..... Josh Mader vs. Air Force, 5/2/03  
**Four runs:** ..... Reed Spennath vs. St. Bonaventure, 3/4/23  
**Five runs:** ..... Sean Stephens at Nevada, 5/7/22  
**Six runs:** ..... Justin Howard vs. Coppin St., 4/18/10\*  
**Five RBI:** ..... Justin Olson vs. Fresno State, 4/29/23  
**Six RBI:** ..... Justin Olson vs. Fresno State, 4/29/23  
**Seven RBI:** ..... Justin Olson vs. Fresno State, 4/29/23  
**Eight RBI:** ..... Justin Olson vs. Fresno State, 4/29/23  
**10 RBI:** ..... Brian Cavazos-Galvez vs. Air Force, 4/12/08\*#  
**Three doubles:** ..... Reed Spennath vs. Hofstra, 3/1/24  
**Four doubles:** ..... Reece Weber vs. San José St., 5/10/15  
**Four extra-base hits:** Braydon Runion vs. New Mexico St., 5/2/23  
**Two triples:** ..... Willie Cano vs. Holy Cross, 2/25/22  
**Back-to-back-to-back triples:** ... Mike Brownstein, Dane Hamilton, ..... Brian Cavazos-Galvez vs. TAMU-CC (Game 2), 2/21/09  
**Inside-the-Park home run:** ..... DJ Peterson vs. TCU, 5/20/11  
**Walk-off home run:** ..... Jake Holland vs. Texas Tech, 3/28/23  
**Two home runs:** ..... Jake Holland vs. Hofstra, 3/2/24  
**Three home runs:** ..... Justin Olson vs. Fresno State, 4/29/23  
**Four home runs:** ... Brian Cavazos-Galvez vs. Air Force, 4/12/08\*#  
**Two home runs in one inning:** ..... Josh Mader at Utah, 4/8/04  
**Two+ players with multi-homers:** ..... Brian Cavazos-Galvez (4), ..... Kevin Atkinson (2) vs. Air Force, 4/12/08  
**Back-to-back homers:** ..... Josh McAlister, Will Asby ..... vs. CSUB, 2/17/24  
**Back-to-back-to-back homers:** ..... Daniel Stovall, Matt Hibbitts, ..... Ian Hollick vs. Hawaii-Hilo, 4/28/07  
**Multiple back-to-back homers in same game:** ..... (2), Joe Salas, ..... Daniel Stovall, vs. Air Force, 5/16/04  
**HR in 3 straight games:** Lenny Junior Ashby vs. Nevada, 5/12-13/23  
**Three + sacrifice bunts in a game:** ..... 3, Jared Holley at Nevada 4/20/13  
**Four strikeouts:** ..... Deylan Pigford vs. Fresno State, 4/28/23  
**Three HBP:** ..... Jared Holley vs. LaSalle, 3/5/13  
**Three stolen bases:** ..... Luke Campbell at UNLV, 3/16/13  
**Four Walks:** ..... Justin Watari vs. UNLV, 5/11/19  
**Five Walks:** ..... DJ Peterson vs. UC Riverside, 3/9/13\*

## HITTING (Team)

**Five + home runs (team):** ... 7, vs. Fresno State (W, 17-7), 4/29/23  
**20+ hits:** ..... 20, vs. Northern Colorado (W, 18-2), 2/25/23 (G2)  
**25+ hits:** ..... 28, vs. Northern Colorado (W, 30-1), 2/24/23  
**30+ hits:** ..... 31, vs. Binghamton (Game 1), 3/7/09  
**Allowed 20 + hits:** ..... 22, vs. Hofstra 3/2/24  
**20+ runs:** ..... 20, vs. St. Bonaventure (W, 20-3), 3/4/23  
**Allowed 20 + runs:** ..... 25, vs. Air Force (L, 25-6), 5/19/22  
**30+ runs:** ..... 30, vs. Northern Colorado (W, 30-1), 2/24/23  
**20+ RBI:** ..... 27, vs. Northern Colorado, 2/24/23  
**40+ total bases:** ..... 42, vs. Fresno State, 4/29/23  
**50+ total bases:** ..... 52, vs. Northern Colorado, 2/24/23  
**60+ total bases:** ..... 61, vs. Air Force, 4/12/08  
**No strikeouts:** ..... 5/4/14 vs. San Diego St. (35 at-bats)  
**No walks:** ..... 3/31/23 vs. San Diego State (34 at-bats)  
**10+ strikeouts:** ..... 13, vs. Minnesota 2/18/24  
**10+ walks:** ..... 11, vs. CSUB, 2/19/24  
**15+ walks:** ..... 15, Fresno St., 3/31/17  
**5+ HBP:** ..... 5, vs. San Jose State, 4/29/22  
**Was no-hit (7-inning game):** ..... at Utah, 4/21/90  
**Was no-hit (9-inning game):** ..... at Wichita St., 3/20/90

## PITCHING (Individual)

**No-hitter (7-inning game):** ..... Mike Connell vs. N.M. Highlands, 3/24/77  
**No-hitter (9-inning game):** ..... Jim Kremmel vs. Arizona, 4/17/70  
**One-hitter:** ..... Tyler Stevens vs. Air Force, 4/12/15  
**Complete game:** ..... Cody Dye vs. UNLV, 4/21/18..... Justin Armbruster at San Jose State, 5/22/21 (7 innings)  
**Complete-game shutout:** ..... Colton Thomson vs. Nevada, 5/26/16  
**10+ strikeouts:** ..12, Justin Armbruster at San Jose State, 5/22/21  
**15+ strikeouts:** ..... 17, Justin Armbruster at Fresno State, 3/13/21  
**No walks (complete game):** Justin Armbruster at San Jose State, 5/22/21

## PITCHING (Team)

**10+ strikeouts:** ..... 11, at UNLV, 5/5/23  
**15+ strikeouts:** ..... 16, vs. Nevada, 3/27/21  
**No strikeouts:** ..... 3/5/17 at Air Force ..... (J. Tripp 30 BF; D. Gillespie 5 BF, A. Isenhardt 1 BF, C. Tripp 8 BF)  
**No walks:** ..... vs. South Dakota State, 2/22/24  
**10 + walks:** ..... at California, 5/14/22

## FIELDING

**Five+ errors (Team):** ..... 6, vs. San Jose State, 4/8/23  
**Three+ errors (Ind.):** ..... 3, Hayden Schilling ..... vs. Central Michigan, 2/22/18  
**Eight+ assists:** ..... 8, Konner Kinkade ..... vs. Texas Tech, 3/28/23  
**Caught three runners stealing:** ..... Mitch Garver ..... vs. Texas Tech, 4/25/12  
**15 + putouts:** ..... 15, Reed Spennath ..... vs. New Mexico State, 3/21/23  
**UNM turned a triple play:** ..... 5/13/16 vs. Nevada (4-6-3-2)  
**UNM hit into a triple play:** ..... 4/23/09 at BYU

## SCORING AND MISCELLANEOUS

**Stole home:** ..... Harry Fullerton vs. Nevada, 3/27/21  
**Stole seven+ bases:** ..... 7, 4/17/13 vs. New Mexico St. (W, 13-6)  
**Tied:** ..... 4/28/19 at Fresno St. (T, 6-6)  
**Shut out:** ..... 5/16/23 vs. New Mexico State (L, 0-8/7 Inn.)  
**Shut out opponent:** ..... 4/18/23 at New Mexico State (W, 13-0)  
**Shut out at home:** ..... 3/21/23 vs. New Mexico State (L, 0-2)  
**Shut out on the road:** 5/16/23 at New Mexico State (L, 0-8/ 7 Inn)  
**Shut out opponent at home:** ..... 3/11/23 vs. Air Force (W, 15-0)  
**Shut out opponent on road:** 4/18/23 at New Mexico St. (W, 13-0)  
**Recorded back-to-back shutouts:** ..... 5/6-5/7, 2011 ..... vs. Air Force (5-0, 10-0)  
**Recorded three straight shutouts:** ..... 2/24-3/3, 1973 ..... vs. New Mexico St. (1-0) and New Mexico Highlands (7-0, 4-0)  
**Shut out in back-to-back games:** ..... 3/14-15/2017 at Oklahoma St.  
**Most runs in three-game series:** .73, vs. Air Force (4/13-14, 2006)  
**Consecutive one-run games:** 2, vs. San Jose State (4/29-30, 2022)  
**Four straight one-run games:** ..... vs. BYU, Gonzaga, Northern Colorado, 2/15-23, 2020  
**Five straight one-run games:** ..... March 18-24, 2015\*

# LAST TIME IT HAPPENED... CONTINUED

## EXTRA INNINGS

**Won an extra-inning game:** 4/30/23 vs. Fresno State (6-5, 10 inn.)  
**Lost an extra-inning game:** .....3/2/24 vs. Hofstra (15-16, 10 Inn.)  
**Extra inning games in a row:** ....2, 4/23-4/24, 2021 at Washington  
**3 straight extra-inning games:** .....at Utah, 4/9-11, 2009  
**Played a 10-inning game:** .....vs. Hofstra, 3/2/24  
**Played an 11-inning game:** .....vs. Fresno State, 3/13/22 (W, 9-8)  
**Played a 12-inning game:** .....vs. Minnesota, 2/20/22 (W, 4-3)  
**Played a 13-inning game:** .....vs. Columbia, 6/1/13 (L, 6-5, NCAA Tourn.)  
**Played a 14-inning game:** ....vs. Eastern N.M., 2/5-6, 1996 (W, 8-7)  
**Played a 15-inning game:** .....at New Mexico St., 2/9/02 (L, 4-3)

## IN AN INNING

**10+ runs in an inning:** .....10, vs. Air Force (8th), 3/11/23  
**15+ runs in an inning:** .....15, vs. Savannah St., 3/11/05  
**4+ homers in an inning:** .....4, at Air Force, 5/19/05  
**5+ doubles in an inning:** .....5, at Nevada, 4/21/13  
**4+ triples in an inning:** .....4, vs. TAMU-CC (Game 2), 2/21/09^  
**10+ hits in an inning:** .....10, vs. New Mexico State, 5/2/23  
**10+ consecutive hits:** .....11, vs. Savannah St., 3/11/05\*  
**10+ consecutive batters reach base:** .....12, vs. Fresno St., 4/13/13  
**15+ consecutive batters reach base:** .16, vs. Savannah St., 3/11/05  
**Player w/hits from both sides of plate:** ..... Sam Haggerty  
..... vs. Fresno St. 4/12/13

## UNM SCORING IN AN INNING

**Most runs in top of 1st:** .....11, at Air Force (5/14/09)  
**Most runs in top of 2nd:** .....10, 2x, last at Air Force (4/15/97)  
**Most runs in top of 3rd:** .....8, 3x, last at Air Force (4/25/10, Game One)  
**Most runs in top of 4th:** .....12, at Air Force (4/15/07)  
**Most runs in top of 5th:** .....12, at Air Force (4/17/04)  
**Most runs in top of 6th:** .....10, at Air Force (5/19/16)  
**Most runs in top of 7th:** .....9, at Air Force (4/16/07)  
**Most runs in top of 8th:** .....12, at Utah (4/1/00)  
**Most runs in top of 9th:** .....9, at New Mexico St. (2/16/86)  
**Most runs in top of 10th:** .....4, at Texas St. (2/11/06)  
**Most runs in top of 11th:** .....6, at Arizona (1/30/93)  
**Most runs in top of 12th:** .....3, at Washington (4/24/21)  
**Most runs in top of 13th:** .....N/A  
**Most runs in top of 14th:** .....N/A  
**Most runs in top of 15th:** .....1, vs. Gonzaga at Fresno St. (3/31/72)

**Most runs in bottom of 1st:** 11, 2x, last vs. St. Bonaventure. (3/4/23)  
**Most runs in bottom of 2nd:** .....15, vs. Savannah St. (3/11/05)  
**Most runs in bottom of 3rd:** .....13, vs. NM Highlands (2/28/90)  
**Most runs in bottom of 4th:** ...12, vs. Air Force at UNLV (5/27/04)  
**Most runs in bottom of 5th:** .....10, 2x, last vs. Utah (4/22/06)  
**Most runs in bottom of 6th:** .....20, vs. Utah (3/13/93)\*  
**Most runs in bottom of 7th:** .....11, vs. Texas St. (2/18/05)  
**Most runs in bottom of 8th:** .....12, 3x, last vs. Fresno St. (4/13/13)  
**Most runs in bottom of 9th:** .....9, 2x, last vs. New Mexico St. (3/26/02)  
**Most runs in bottom of 10th:** .....7, vs. Louisiana Tech (3/13/10)  
**Most runs in bottom of 11th:** .....2, 2x, last vs. Fresno St. (3/13/22)  
**Most runs in bottom of 12th:** .....2, vs. UNLV (3/9/14)  
**Most runs in bottom of 13th:** 1, 2x, last vs. Northwestern (3/7/03)  
**Most runs in bottom of 14th:** .....1, 2x, last vs. ENMU (2/5-6, 1996)  
**Most runs in bottom of 15th:** .....N/A

## OPPONENT SCORING IN AN INNING

**Most runs in top of 1st:** .....12, vs. BYU (3/26/94)  
**Most runs in top of 2nd:** .....9, vs. UC Riverside (4/18/19)  
**Most runs in top of 3rd:** .....12, vs. Wichita St. (3/16/89)  
**Most runs in top of 4th:** .....11, vs. Rice (4/11/98)  
**Most runs in top of 5th:** .....10, 2x, last vs. UNLV (4/3/22)  
**Most runs in top of 6th:** .....10, vs. BYU (4/11/02)  
**Most runs in top of 7th:** .....11, vs. BYU (4/6/00)  
**Most runs in top of 8th:** .....8, 2x, last vs. Rice (4/12/98)  
**Most runs in top of 9th:** .....12, vs. BYU (3/18/05, Game Two)

**Most runs in top of 10th:** .....9, vs. San Francisco (3/18/06)  
**Most runs in top of 11th:** 6, vs. Nevada at Las Vegas, Nev. (5/23/14)  
**Most runs in top of 12th:** .....1, 4x, last vs. UNLV (3/9/14)  
**Most runs in top of 13th:** .....1, 2x, last vs. Columbia (6/1/13)  
**Most runs in top of 14th:** .....N/A  
**Most runs in top of 15th:** .....N/A

**Most runs in bottom of 1st:** 11, at Arizona St. (2/9/80, Game One)  
**Most runs in bottom of 2nd:** .....16, at Texas Tech (3/15/22)\*  
**Most runs in bottom of 3rd:** .....15, at Hawaii (4/22/89)  
**Most runs in bottom of 4th:** .....12, 2x, last at Air Force (4/15/90)  
**Most runs in bottom of 5th:** .....12, at Cal St. Fullerton (3/7/86)  
**Most runs in bottom of 6th:** .....12, at LMU (3/11/86)  
**Most runs in bottom of 7th:** .....9, at California (5/14/22)  
**Most runs in bottom of 8th:** .....11, vs. Oregon State (2/18/22)  
**Most runs in bottom of 9th:** .....4, 7x, last at Air Force (4/15/07)  
**Most runs in bottom of 10th:** .....4, at Air Force (4/24/65)  
**Most runs in bottom of 11th:** 2, vs. BYU at San Diego St. (3/31/06)  
**Most runs in bottom of 12th:** 2, vs. BYU at San Diego St. (3/31/06)  
**Most runs in bottom of 13th:** .....N/A  
**Most runs in bottom of 14th:** .....N/A  
**Most runs in bottom of 15th:** .....1, at New Mexico St. (2/9/02)

## SERIES

**Swept non-conf. series, home:** ..vs. Northern Colo., 2/24-26, 2023  
**Swept non-conf. series, road:** at No. 23 Oklahoma St., 3/14-15, 2017  
**Swept in non-conf. series, home:** ....vs. Dallas Baptist, 3/4-6, 2016  
**Swept in non-conf. series, road:** .....at California, 5/13-15/2022  
**Swept MW series, home:** .....vs. Fresno State, 4/28-30, 2023  
**Swept MW series, road:** .....at San Jose State, 5/22-23, 2021  
**Swept multiple MW series in a row:** .....3, 3/3/17-3/26/17  
..... at Air Force, vs. San José St., at UNLV  
**Swept in MW series, home:** ....vs. San Diego State, 3/31-4/2, 2023  
**Swept in MW series, road:** .....at Air Force, 5/8-9, 2021  
**Swept in multiple MW series in a row:** .....3, 4/2-5/9/2021  
..... at San Diego State, vs. Fresno State, at Air Force

## WALK-OFFS

**Won on last at-bat:** .....2/24/24  
..... Gene Trujillo (PH) vs. S. Dakota State (13-2 run rule, 7 innings)  
**Back-to-back games won in last at-bat:** .....2/24/24  
.....vs. South Dakota State (9-8, 13-2 [run rule, 7 Inn.])  
**Back-to-back-to-back games won in last at-bat:** ..2/23-2/24/24  
.....vs. S. Dakota State (12-11, 9-8, 13-2)  
**Lost on last at-bat:** .....3/18/23  
..... at Fresno State (8-9, 9 innings)  
**Scored two runs in last at-bat:** .....5/20/22  
.....vs. South Dakota State (13-2, run rule 7 innings)  
**Scored three runs in last at-bat:** .....2/24/24  
.....vs. Texas Tech (11-10, 9 innings)  
**Scored four runs in last at-bat:** .....5/20/22  
.....vs. Air Force (13-12, 9 innings)  
**Scored five runs in last at-bat:** .....5/20/22  
.....vs. Air Force (13-12, 9 innings)  
**Scored six runs in last at-bat:** .....5/20/22  
.....vs. Air Force (13-12, 9 innings)  
**Scored seven runs in last at-bat:** .....5/20/22  
.....vs. Air Force (13-12, 9 innings)  
**Scored nine runs in last at-bat:** .....3/21/99  
..... vs. TCU (17-16)  
**Allowed two runs in last at-bat:** .....3/18/23  
..... at Fresno State (8-9)  
**Allowed three runs in last at-bat:** .....4/2/21  
..... at San Diego State (9-10)  
**Allowed four runs in last at-bat:** .....4/2/21  
..... at San Diego State (9-10)  
**Allowed five runs in last at-bat:** .....4/2/21  
..... at San Diego State (9-10)  
**Allowed six runs in last at-bat:** .....4/2/21  
..... at San Diego State (9-10)

# 2024 PITCHING GAME LOGS & CAREER HIGHS

## 6 | BRIAN MCBROOM | JR. | RIGHT-HANDED PITCHER

Innings.....	4.0 (4x, last vs San Jose St. 4/6/23)					
Strikeouts.....	6 (2x, last vs San Jose St. 4/6/23)					
<b>DATE</b>	<b>OPPONENT</b>	<b>RESULT</b>	<b>IP</b>	<b>H</b>	<b>R/ER</b>	<b>K/BB</b>
2/17	CSU Bakersfield	SV (1)	1.1	0	0/0	2/0
2/23	S. Dakota St.	W (1-0)	2.0	4	2/2	3/0
3/2	Hofstra	ND (L, 15-16)	1.0	2	1/1	0/0
3/4	Hofstra	SV (2)	1.0	0	0/0	1/0

## 13 | BRETT RUSSELL | SR. | RIGHT-HANDED PITCHER

Innings.....	6.2 (at San Jose St. 3/5/22)					
Strikeouts.....	8 (2x, last vs South Dakota St. 2/22/24)					
<b>DATE</b>	<b>OPPONENT</b>	<b>RESULT</b>	<b>IP</b>	<b>H</b>	<b>R/ER</b>	<b>K/BB</b>
2/22	S. Dakota St.	ND (L, 5-11)	5.0	2	4/2	8/0
3/2/24	Hofstra	W (1-0)	5.0	8	7/7	3/3

## 17 | CRISTIAN MOGEN | FR. | RIGHT-HANDED PITCHER

Innings.....	2.0 (vs. CSU Bakersfield, 2/19)					
Strikeouts.....						
<b>DATE</b>	<b>OPPONENT</b>	<b>RESULT</b>	<b>IP</b>	<b>H</b>	<b>R/ER</b>	<b>K/BB</b>
2/19	CSU Bakersfield	W (1-0)	2.0	2	0/0	0/0

## 19 | JUSTIN STILL | JR. | LEFT-HANDED PITCHER

Innings.....	5.0 (at California 5/15/22)					
Strikeouts.....	6 (at California 5/15/22)					
<b>DATE</b>	<b>OPPONENT</b>	<b>RESULT</b>	<b>IP</b>	<b>H</b>	<b>R/ER</b>	<b>K/BB</b>
2/18	Minnesota	ND (L, 2-11)	3.0	0	0/0	3/2
2/24	S. Dakota St.	W (1-0)	1.0	1	0/0	0/0
3/1	Hofstra	ND (L, 9-10)	0.0	1	1/0	1/0
3/2	Hofstra	SV (1)	2.0	0	0/0	4/3

## 22 | BEN BAKER-LIVINGSTON | JR. | RIGHT-HANDED PITCHER

Innings.....	5.0 (2x, last vs New Mexico St. 3/21/23)					
Strikeouts.....	5 (2x, last vs CSU Bakersfield 2/19/23)					
<b>DATE</b>	<b>OPPONENT</b>	<b>RESULT</b>	<b>IP</b>	<b>H</b>	<b>R/ER</b>	<b>K/BB</b>
2/19	CSU Bakersfield	ND (W, 6-2)	4.0	3	0/0	5/1
2/24	S. Dakota St.	ND (W, 9-8)	2.0	3	2/2	3/0

## 23 | JAREN JACKSON | SR. | LEFT-HANDED PITCHER

Innings.....	7.0 (vs. CSU Pueblo 4/11/23)					
Strikeouts.....	6 (2x, last vs South Dakota St. 2/22/24)					
<b>DATE</b>	<b>OPPONENT</b>	<b>RESULT</b>	<b>IP</b>	<b>H</b>	<b>R/ER</b>	<b>K/BB</b>
2/16	Oregon St.	L (0-1)	3.1	9	8/8	4/3
2/22	S. Dakota St.	L (0-2)	4.0	9	7/7	6/0
3/2	Hofstra	L (0-3)	3.0	3	4/3	2/4

## 27 | DAVID LOPEZ | JR. | RIGHT-HANDED PITCHER

Innings.....	5.0 (vs. CSUB 2/17/24)					
Strikeouts.....	5 (vs. S. Dakota St. 2/23/24)					
<b>DATE</b>	<b>OPPONENT</b>	<b>RESULT</b>	<b>IP</b>	<b>H</b>	<b>R/ER</b>	<b>K/BB</b>
2/17	CSU Bakersfield	W (1-0)	5.0	4	2/2	2/2
2/23	S. Dakota St.	ND (W, 12-11)	4.2	11	7/6	5/2
3/1	Hofstra	ND (L, 9-10)	5.0	5	3/2	5/1

## 29 | WYATT HARDY | JR. | RIGHT-HANDED PITCHER

Innings.....	3.0 (vs. CSU Bakersfield, 2/19/24)					
Strikeouts.....	4 (vs. CSU Bakersfield, 2/19/24)					
DATE	OPPONENT	RESULT	IP	H	R/ER	K/BB
2/19	CSU Bakersfield	SV (1)	3.0	3	2/2	4/0
2/24	S. Dakota St.	ND (W, 13-2)	2.0	2	0/0	3/0
3/1	Hofstra	L (0-1)	0.2	6	6/6	1/0
3/5	Texas Tech	ND (L, 8-11)	1.0	4	5/5	1/3

## 31 | DAYNE PENGELLY | JR. | RIGHT-HANDED PITCHER

Innings.....	4.1 (vs. Hofstra 3/3/24)					
Strikeouts.....	1 (vs. Minnesota 2/18/24)					
<b>DATE</b>	<b>OPPONENT</b>	<b>RESULT</b>	<b>IP</b>	<b>H</b>	<b>R/ER</b>	<b>K/BB</b>
2/18	Minnesota	L (0-1)	1.0	5	6/6	1/3
3/3	Hofstra	W (1-1)	4.1	7	4/4	5/2

## 33 | DAXTON PURSER | JR. | LEFT-HANDED PITCHER

Innings.....	3.1 (vs. Hofstra, 3/3/24)					
Strikeouts.....	3 (vs. S. Dakota St., 2/23/24)					
<b>DATE</b>	<b>OPPONENT</b>	<b>RESULT</b>	<b>IP</b>	<b>H</b>	<b>R/ER</b>	<b>K/BB</b>
2/18	Minnesota	ND (L, 2-11)	2.2	0	0/0	2/1
2/24	S. Dakota St.	ND (W, 9-8)	2.2	3	2/2	3/2
3/1	Hofstra	ND (L, 9-10)	2.0	1	0/0	1/2
3/3	Hofstra	ND (W, 9-6)	3.1	4	2/2	0/3

## 34 | JOSH BARNHOUSE | JR. | RIGHT-HANDED PITCHER

Innings.....	3.1 (vs. S. Dakota St., 2/24)					
Strikeouts.....	4 (vs. Oregon St. 2/16/24)					
DATE	OPPONENT	RESULT	IP	H	R/ER	K/BB
2/16	Oregon St.	ND (L, 15-6)	2.2	7	7/7	4/3
2/24	S. Dakota St.	ND (W, 9-8)	3.1	7	4/2	3/1
3/1	Hofstra	ND (L, 9-10)	1.1	0	0/0	1/1
3/2	Hofstra	ND (L, 15-16)	0.2	3	3/3	1/1

## 35 | ARTHUR STEINKAMP | SR. | LEFT-HANDED PITCHER

Innings.....	4.1 (vs Fresno St. 4/28/23)					
Strikeouts.....	4 (at San Diego St. 5/18/23)					
DATE	OPPONENT	RESULT	IP	H	R/ER	K/BB
2/16	Oregon St.	ND (L, 15-6)	2.0	1	0/0	1/1
2/23	S. Dakota St.	ND (W, 12-11)	2.1	4	2/1	1/0
3/2	Hofstra	ND (L, 15-16)	0.1	4	3/3	0/1
3/3	Hofstra	ND (W, 11-7)	0.1	0	0/0	0/0
3/5	Texas Tech	L (0-1)	4.0	3	4/3	1/1

## 38 | BLAKE LEHMBECK | FR. | RIGHT-HANDED PITCHER

Innings.....	1.0 (vs. Minnesota 2/18/24)					
Strikeouts.....	2 (vs. Minnesota 2/18/24)					
<b>DATE</b>	<b>OPPONENT</b>	<b>RESULT</b>	<b>IP</b>	<b>H</b>	<b>R/ER</b>	<b>K/BB</b>
2/18	Minnesota	ND (L, 2-11)	1.0	3	1/1	2/0

## 39 | RYAN CASTILLO | FR. | RIGHT-HANDED PITCHER

Innings.....	4.0 (vs. Texas Tech, 3/5/24)					
Strikeouts.....	2 (vs. Texas Tech, 3/5/24)					
<b>DATE</b>	<b>OPPONENT</b>	<b>RESULT</b>	<b>IP</b>	<b>H</b>	<b>R/ER</b>	<b>K/BB</b>
2/18	Minnesota	ND (L, 2-11)	0.1	2	4/3	0/2
3/5	Texas Tech	ND (L, 8-11)	4.0	4	2/2	2/0

## 40 | WIL BANNISTER | SR. | RIGHT-HANDED PITCHER

Innings.....	2.2 (vs. CSUB 2/17/24)					
Strikeouts.....	5 (vs. S. Dakota St. 2/24/24)					
<b>DATE</b>	<b>OPPONENT</b>	<b>RESULT</b>	<b>IP</b>	<b>H</b>	<b>R/ER</b>	<b>K/BB</b>
2/17	CSU Bakersfield	ND (W, 4-3)	2.2	3	1/1	0/0
2/24	S. Dakota St.	W (1-0)	5.0	7	2/2	5/2
3/2	Hofstra	ND (L, 15-16)	5.0	9	5/5	4/3

## 41 | BLANE ROMERO | SR. | RIGHT-HANDED PITCHER

Innings	3.1 (vs. Rice, 2/28/23)*
Strikeouts	4 (vs. Rice, 2/28/23)*

\*While playing for Sam Houston St. (2022, 2023)



# 2024 UNM BATTING / FIELDING SEASON & CAREER HIGHS

## 2 | CHASE WEISSENBORN | SR. | SHORTSTOP

CATEGORY	'24 SEASON	CAREER
Hits.....	1 (2x, last vs CSUB, 2/19)	4 (2x, last 3/11/23)
Runs.....		3 (2x, last 5/7/22)
RBIs .....	3 (vs. Oregon St., 2/16/24)	3 (4x, last 3/11/23)
Walks.....		2 (5x, last 4/6/23)
Putouts.....	4 (vs. CSUB, 2/17)	5 (vs. AFA 4/23/23)
Assists .....	3 (vs. Oregon St., 2/16)	8 (vs. AFA 3/10/23)
Hit Streak .....		8 games (5/2 - 5/14/23)
On Base Streak.....		16 games (3/15 - 4/19/22)

## 3 | DEVON DIXON | SR. | SECOND BASEMAN

CATEGORY	'24 SEASON	CAREER
Hits.....	2 (vs. Hofstra, 3/1)	3 (3x, last 5/6/23)
Runs.....	2 (2x, last vs. Hofstra 3/1)	4 (vs. N. Colo., 2/24/23)
RBIs .....	1 (2x, last vs. S. Dakota St, 2/23)	4 (vs. Fresno St., 3/18/23)
Walks.....	2 (vs. Hofstra 3/2)	3 (vs. St. Bona., 3/4/23)
Putouts.....	3 (3x, last vs. Hofstra 3/2)	4 (4x, last 5/12/23)
Assists .....	4 (4x, last vs. Hofstra 3/3)	7 (vs. Nevada, 5/12/23)
Hit Streak .....	6 (2/19 - 3/1)	8 games (4/28 - 5/12/23)
On Base Streak....	2 (2/19 - 3/2)	8 games (4/28 - 5/12/23)

## 4 | TYE WOOD | JR. | OUTFIELDER

CATEGORY	'24 SEASON	CAREER
Hits.....	2 (vs. Hofstra, 3/3)	Same
Runs.....	2 (vs. S. Dakota St., 2/24)	Same
RBIs .....	4 (vs. Hofstra 3/3)	Same
Walks.....	2 (2x, last vs. vs. S. Dakota St., 2/24)	Same
Putouts.....	6 (vs. vs. S. Dakota St., 2/24)	Same
Assists .....	1 (vs. Hofstra, 3/3)	Same
Hit Streak .....	6 games (2/16 - 2/24)	Same
On Base Streak....	6 games (2/16 - 2/24)	Same

## 5 | COOPER BRASS | FR. | OUTFIELDER

CATEGORY	'24 SEASON	CAREER
Hits.....		
Runs.....		
RBIs .....		
Walks.....		
Putouts.....		
Assists .....		
Hit Streak .....		
On Base Streak.....		

## 7 | DEREK MONTIJO | FR. | INFIELDER/OUTFIELD

CATEGORY	'24 SEASON	CAREER
Hits.....		
Runs.....		
RBIs .....		
Walks.....		
Putouts.....		
Assists .....		
Hit Streak .....		
On Base Streak.....		

## 8 | KONNER KINKADE | SR. | INFIELDER/OUTFIELD

CATEGORY	'24 SEASON	CAREER
Hits.....	2 (3x, last vs. Hofstra 3/1)	2 (5x, last 3/1/24)
Runs.....	2 (2x, last vs. S. Dakota St. 2/22)	2 (3x, last 2/22/24)
RBIs .....	4 (vs. Texas Tech 3/5)	Same
Walks.....	2 (2x, last vs. Hofstra 3/2)	2 (3x, last 2/24/24)
Putouts.....	2 (5x, last vs. Hofstra 3/1)	4 (4x, last 5/12/23)
Assists .....	5 (vs. Hofstra 3/1)	8 (vs. TTU, 3/28/23)
Hit Streak .....	6 games (2/19 - 3/1)	Same
On Base Streak....	7 games (2/19 - 3/2)	7 games (3/25 - 4/8/23)

## 9 | JOSH MCALISTER | JR. | INFIELDER

CATEGORY	'24 SEASON	CAREER
Hits.....	3 (vs. Hofstra 3/2)	4 (vs. CSUB 4/11/23)*
Runs.....	1 (9x, last vs. Hofstra 3/3)	2 (7x, last 2/16/24)*
RBIs .....	4 (vs. Hofstra, 3/2)	Same
Walks.....	1 (5x, last vs. Hofstra, 3/3)	3 (vs. Missis. St., 3/3/23)*
Putouts.....	1 (3x, last vs. Hofstra 3/2)	7 (vs. CSUB, 3/11/23)*
Assists .....	3 (vs. Minnesota 2/18)	5 (vs. Maryland, 4/14/23)*
Hit Streak .....	4 games (2/19-24)	5 games (2/18 - 25/23)*
On Base Streak....	10 games (2/16 - 3/2)	10 games (3/5 - 25/23)*

## 10 | AUSTIN MUNGUIA | JR. | CATCHER

CATEGORY	'24 SEASON	CAREER
Hits.....		
Runs.....		
RBIs .....		
Walks.....		
Putouts.....	2 (vs. Minnesota, 2/18)	Same
Assists .....		
Hit Streak .....		
On Base Streak.....		

## 11 | SEAN STEPHENS | SR. | OUTFIELDER

CATEGORY	'24 SEASON	CAREER
Hits.....	3 (2x, last vs. Hofstra, 3/1)	5 (vs. Nevada, 5/7/22)
Runs.....	2 (3x, last vs. Hofstra 3/3)	5 (vs. Nevada, 5/7/22)
RBIs .....	2 (3x, last vs. Hofstra 3/1)	4 (vs. Nevada, 5/7/22)
Walks.....	2 (3x, last vs. Hofstra 3/2)	2 (2x, last 2/19/24)
Putouts.....	4 (2x, last vs. Hofstra 3/2)	5 (4x, last 5/19/23)
Assists .....		1 (2x, last 2/25/23)
Hit Streak .....	5 games (2/24 - present)	5 games (4/3 - 10/22)
On Base Streak....	9 games (2/19 - present)	17 games (3/15 - 4/29/22)

## 12 | WILL ASBY | SR. | OUTFIELDER

CATEGORY	'24 SEASON	CAREER
Hits.....	4 (vs. Hofstra, 3/2)	Same
Runs.....	4 (vs. Hofstra, 3/2)	Same
RBIs .....	4 (vs. S. Dakota St., 2/24)	4 (vs. San Diego, 4/23/23)*
Walks.....	2 (3x, last vs. S. Dakota St. 2/24)	2 (3x, last 2/24/24)*
Putouts.....	3 (2x, last vs. Hofstra 3/2)	4 (2x, last 5/18/23)*
Assists .....		2 (vs. San Jose St., 5/9/23)*
Hit Streak .....	4 games (2/23 - 3/1)	6 games (3/24 - 4/2/23)*
On Base Streak....	6 games (2/23 - 3/2)	9 games (3/15 - 4/2/23)*

## 14 | AKILI CARRIS | SO. | INFIELDER

CATEGORY	'24 SEASON	CAREER
Hits.....	1 (vs. Texas Tech, 3/5)	1 (2x, last vs. Texas Tech, 3/5)
Runs.....	1 (vs. Texas Tech, 3/5)	2 (vs. N. Colo., 2/24/23)
RBIs .....	1 (vs. Texas Tech, 3/5)	Same
Walks.....		
Putouts.....		1 (2x, last vs. St. Bona., 3/4/23)
Assists .....	1 (vs. Texas Tech, 3/5)	3 (vs. N. Colo., 2/24/23)
Hit Streak .....		
On Base Streak.....		

## 15 | KHALIL WALKER | JR. | OUTFIELDER

CATEGORY	'24 SEASON	CAREER
Hits.....	2 (2x, last vs. Hofstra, 3/1)	Same
Runs.....	3 (vs. S. Dakota St., 2/23)	Same
RBIs .....	2 (vs. Hofstra, 3/1)	Same
Walks.....	3 (vs. Oregon St., 2/16)	Same
Putouts.....	4 (vs. Hofstra, 3/2)	Same
Assists .....		
Hit Streak .....	5 games (2/22 - present)	Same
On Base Streak....	5 games (2/22 - present)	Same



# 2024 BATTING / FIELDING SEASON & CAREER HIGHS

## 18 | JAKE HOLLAND | SR. | CATCHER

CATEGORY	'24 SEASON	CAREER
Hits.....	2 (3x, last vs. Hofstra 3/3)	3 (4x, last 5/14/23)
Runs.....	2 (2x, last vs. Hofstra 3/2)	2 (10x, last 2/16/24)
RBIs .....	5 (vs. Hofstra 3/2)	5 (2x, last vs. Hofstra 3/2)
Walks.....	1 (vs. CSUB 2/19)	1 (16x, last 2/19/24)
Putouts.....	14 (vs. S. Dakota St. 2/22)	13 (vs. Oregon St., 2/17/23)
Assists .....	2 (vs. Hofstra 3/2)	3 (vs. Fresno St., 4/30/23)
Hit Streak.....	2 games (3x, last 3/2 - present)	10 games
On Base Streak....	5 games (2/16 - 2/24)	14 games

## 20 | LUKE BANISTER | JR. | CATCHER

CATEGORY	'24 SEASON	CAREER
Hits.....		
Runs.....		
RBIs .....		
Walks.....		
Putouts.....		
Assists .....		
Hit Streak.....		
On Base Streak....		

## 24 | KYLE SMITH | SR. | CATCHER

CATEGORY	'24 SEASON	CAREER
Hits.....	4 (vs. Hofstra 3/2)	4 (2x, last 3/2/24)
Runs.....	3 (vs. Hofstra 3/2)	3 (2x, last 3/2/24)
RBIs .....	7 (vs. Hofstra 3/2)	Same
Walks.....	2 (2x, last vs. Hofstra 3/2)	2 (5x, last 3/2)
Putouts.....	10 (vs. CSUB, 2/19)	9 (3x, last 2/25/23)
Assists .....		2 (5x, last 4/7/23)
Hit Streak.....	3 games (2/19 - 2/24)	7 games
On Base Streak....	5 games (2/16 - 2/24)	18 games

## 26 | LUKE MANSY | SO. | INFILDER/OUTFIELDER

CATEGORY	'24 SEASON	CAREER
Hits.....	3 (vs. S. Dakota St. 2/24)	Same
Runs.....	3 (vs. S. Dakota St. 2/24)	Same
RBIs .....	2 (vs. S. Dakota St. 2/23)	Same
Walks.....	3 (vs. Hofstra 3/3)	Same
Putouts.....	2 (vs. S. Dakota St. 2/23)	Same
Assists .....	4 (vs. S. Dakota St. 2/23)	Same
Hit Streak.....	3 games (2/19 - 2/24)	Same
On Base Streak....	5 games (2/19 - 3/2)	Same

## 30 | REED SPENRATH | SR. | FIRST BASEMAN

CATEGORY	'24 SEASON	CAREER
Hits.....	3 (vs. Hofstra 3/1)	4 (4x, last 4/8/23)
Runs.....	3 (vs. S. Dakota St. 2/24)	4 (vs. St. Bona., 3/3/23)
RBIs .....	3 (vs. S. Dakota St. 2/23)	6 (2x, last 4/6/23)
Walks.....	4 (vs. Hofstra 3/2)	Same
Putouts.....	10 (vs. Hofstra 3/2)	15 (vs. NM St., 3/21/23)
Assists .....	2 (2x, last vs. Minnesota 2/18)	2 (3x, last 2/18/24)
Hit Streak.....	8 games (2/22 - present)	16 games
On Base Streak....	12 games (2/16 - present)	16 games

## 43 | GENE TRUJILLO | FR. | FIRST BASEMAN

CATEGORY	'24 SEASON	CAREER
Hits.....	1 (vs. S. Dakota St. 2/24)	Same
Runs.....	1 (vs. S. Dakota St. 2/24)	Same
RBIs .....	2 (vs. S. Dakota St. 2/24)	Same
Walks.....		
Putouts.....	1 (vs. Minnesota 2/18)	Same
Assists .....		
Hit Streak.....	1 (2/24 - present)	Same
On Base Streak....	1 (2/24 - present)	Same

## 44 | VASCON SMITH | FR. | OUTFIELDER

CATEGORY	'24 SEASON	CAREER
Hits.....		
Runs.....		
RBIs .....		
Walks.....		
Putouts.....		
Assists .....		
Hit Streak.....		
On Base Streak....		

## 47 | ETHAN OTT | JR. | INFILDER/DH

CATEGORY	'24 SEASON	CAREER
Hits.....	3 (vs. Hofstra 3/2)	4 (4x, last 3/10/23)*
Runs.....	3 (vs. Hofstra 3/2)	5 (vs. VA Wise, 2/10/23)*
RBIs .....	3 (vs. Hofstra 3/2)	5 (vs. Clarion, 3/6/22)*
Walks.....	3 (vs. CSUB 2/19)	4 (vs. Erskine, 4/1/23)*
Putouts.....	7 (vs. CSUB 2/19)	14 (2x, last 5/20/23)*
Assists .....		4 (vs. Southern Wesleyan 2/19/22)*
Hit Streak.....	5 games (2/23 - present)	11 games (3/4 - 4/6/23)*
On Base Streak....	8 games (2/16 - present)	21 games*

## 48 | ANDREW NEIL | JR. | INFILDER/PITCHER

CATEGORY	'24 SEASON	CAREER
Hits.....		
Runs.....	1 (2x, last vs. S. Dakota St. 2/24)	Same
RBIs .....		
Walks.....		
Putouts.....		
Assists .....		
Hit Streak.....		
On Base Streak....		

# 2024 STREAKS / STARTERS SUMMARY

Multiple Hit Games	2	3	4	5+	Total
11 STEPHENS, Sean	5	2	-	-	7
30 SPENRATH, Reed	3	1	-	-	4
8 KINKADE, Konner	4	-	-	-	4
9 MCALISTER, Josh	3	1	-	-	4
12 ASBY, Will	1	1	1	-	3
47 OTT, Ethan	2	1	-	-	3
18 HOLLAND, Jake	3	-	-	-	3
15 WALKER, Khalil	2	-	-	-	2
3 DIXON, Devon	1	1	-	-	2
24 SMITH, Kyle	1	-	1	-	2
26 MANSY, Luke	-	1	-	-	1
4 WOOD, Tye	1	-	-	-	1
TEAM	26	8	2	0	36

Multiple RBI Games	2	3	4	5+	Total
12 ASBY, Will	2	1	1	-	4
11 STEPHENS, Sean	4	-	-	-	4
8 KINKADE, Konner	1	1	1	-	3
47 OTT, Ethan	2	1	-	-	3
18 HOLLAND, Jake	1	-	-	1	2
2 WEISSENBORN, Chase	-	1	-	-	1
43 TRUJILLO, Gene	1	-	-	-	1
26 MANSY, Luke	1	-	-	-	1
24 SMITH, Kyle	-	-	-	1	1
30 SPENRATH, Reed	-	1	-	-	1
15 WALKER, Khalil	1	-	-	-	1
4 WOOD, Tye	-	-	1	-	1
9 MCALISTER, Josh	-	-	1	-	1
TEAM	13	5	4	2	24

Hitting Streaks	Longest	Current
30 SPENRATH, Reed	9	9
47 OTT, Ethan	7	7
3 DIXON, Devon	6	1
15 WALKER, Khalil	6	6
4 WOOD, Tye	6	3
11 STEPHENS, Sean	6	6
8 KINKADE, Konner	6	1
9 MCALISTER, Josh	4	2
12 ASBY, Will	4	1
26 MANSY, Luke	3	1
24 SMITH, Kyle	3	-
18 HOLLAND, Jake	2	-
2 WEISSENBORN, Chase	1	1
14 CARRIS, Akili	1	1
43 TRUJILLO, Gene	1	1

Reached Base Streaks	Longest	Current
30 SPENRATH, Reed	13	13
9 MCALISTER, Josh	11	11
11 STEPHENS, Sean	10	10
3 DIXON, Devon	8	1
47 OTT, Ethan	8	8
8 KINKADE, Konner	7	1
4 WOOD, Tye	6	3
12 ASBY, Will	6	1
15 WALKER, Khalil	6	6
26 MANSY, Luke	5	1
24 SMITH, Kyle	5	-
18 HOLLAND, Jake	5	-
2 WEISSENBORN, Chase	1	1
43 TRUJILLO, Gene	1	1
14 CARRIS, Akili	1	1

Player	GS	Position											Batting Order								
		p	c	1b	2b	3b	ss	lf	cf	rf	of	dh	1st	2nd	3rd	4th	5th	6th	7th	8th	9th
11 STEPHENS, Sean	12	.	.	.	.	.	.	.	12	.	.	.	5	.	.	.	.	.	.	.	7
30 SPENRATH, Reed	12	.	.	12	.	.	.	.	.	.	.	.	.	.	.	6	4	1	1	.	.
3 DIXON, Devon	12	.	.	.	3	.	9	.	.	.	.	.	.	.	.	.	.	.	2	10	.
12 ASBY, Will	11	.	.	.	.	.	.	.	.	9	.	2	.	3	6	1	.	1	.	.	.
9 MCALISTER, Josh	11	.	.	.	.	11	.	.	.	.	.	.	.	.	.	.	3	5	2	.	1
8 KINKADE, Konner	9	.	.	.	8	.	.	1	.	.	.	.	3	2	.	.	.	.	2	1	1
4 WOOD, Tye	9	.	.	.	.	.	.	5	.	4	.	.	.	1	.	.	.	3	5	.	.
47 OTT, Ethan	8	.	.	1	.	.	.	.	.	.	.	7	.	.	2	5	1	.	.	.	.
15 WALKER, Khalil	8	.	.	.	.	.	.	7	1	.	.	.	5	.	.	.	.	.	.	2	1
18 HOLLAND, Jake	8	.	7	.	.	.	.	.	.	.	.	1	.	.	4	.	2	2	.	.	.
26 MANSY, Luke	6	.	.	.	2	1	.	.	.	.	.	3	.	5	.	.	1	.	.	.	.
24 SMITH, Kyle	6	.	6	.	.	.	.	.	.	.	.	.	.	1	1	1	2	1	.	.	.
2 WEISSENBORN, Cha	4	.	.	.	.	.	4	.	.	.	.	.	.	1	.	.	.	.	.	.	3
27 LOPEZ, David	3	3	.	.	.	.	.	.	.	.	.	.	.	.	.	.	.	.	.	.	.
40 BANNISTER, Wil	2	2	.	.	.	.	.	.	.	.	.	.	.	.	.	.	.	.	.	.	.
22 BAKER-LIVINGSTON	2	2	.	.	.	.	.	.	.	.	.	.	.	.	.	.	.	.	.	.	.
23 JACKSON, Jaren	2	2	.	.	.	.	.	.	.	.	.	.	.	.	.	.	.	.	.	.	.
31 PENGELLY, Dayne	1	1	.	.	.	.	.	.	.	.	.	.	.	.	.	.	.	.	.	.	.
33 PURSER, Daxton	1	1	.	.	.	.	.	.	.	.	.	.	.	.	.	.	.	.	.	.	.
29 HARDY, Wyatt	1	1	.	.	.	.	.	.	.	.	.	.	.	.	.	.	.	.	.	.	.
13 RUSSELL, Brett	1	1	.	.	.	.	.	.	.	.	.	.	.	.	.	.	.	.	.	.	.
14 CARRIS, Akili	1	.	.	.	.	1	.	.	.	.	.	.	.	.	.	.	.	.	1	.	.

# 2023 NEW MEXICO OVERALL STATS

Record: 26-25 Home: 17-11 Away: 6-13 Neutral: 3-1 MW: 13-17

Date	Opponent	Score	Player	avg	slug	ob%	g	ab	r	h	2b	3b	hr	rbi	bb	so	sb	cs	e
#2/17	vs #23 Oregon State	w 7-2	DITZENBERGER, D	.437	.563	.490	37	135	42	59	9	1	2	27	15	19	6	0	2
#2/18	vs UC Santa Barbara	w 3-1	ASHBY, Lenny Juni	.381	.595	.455	51	210	46	80	18	0	9	51	26	25	0	1	4
#2/19	vs #23 Oregon State	L 6-14	RUNION, Braydon	.357	.629	.398	51	213	48	76	23	4	9	56	11	51	1	2	1
#2/20	vs Minnesota	w 4-3	HOLLAND, Jake	.333	.633	.371	41	150	29	50	7	1	12	39	8	32	0	0	2
2/24	NORTHERN COLORADO	w 30-1	SPENRATH, Reed	.321	.721	.421	50	190	54	61	11	4	19	65	34	70	3	0	2
2/25	NORTHERN COLORADO	w 11-3	DAVID, Jeffrey	.306	.472	.349	42	193	38	59	13	5	3	41	11	27	3	2	6
2/25	NORTHERN COLORADO	w 18-2	PIGFORD, Deylan	.297	.503	.389	45	145	39	43	9	3	5	13	17	35	8	2	4
3/3	ST. BONAVENTURE	w 14-4	WEISSENBORN, C	.291	.385	.360	51	179	36	52	10	2	1	27	19	37	3	0	8
3/4	ST. BONAVENTURE	L 8-17	DIXON, Devon	.274	.445	.346	49	164	38	45	10	0	6	27	16	29	2	1	6
3/4	ST. BONAVENTURE	w 20-3	-----																
3/5	ST. BONAVENTURE	w 16-6	HERD, Caleb	.429	.571	.556	9	7	3	3	1	0	0	1	2	1	0	0	0
3/7	at Texas Tech	L 3-6	OLSON, Justin	.367	.822	.504	37	90	24	33	2	0	13	31	25	27	0	0	2
*3/10	AIR FORCE	L 7-9	STEPHENS, Sean	.349	.508	.388	37	63	11	22	5	1	1	8	3	11	4	2	1
*3/11	AIR FORCE	w 15-0	SMITH, Kyle	.271	.614	.469	28	70	17	19	3	3	5	13	16	17	2	0	0
*3/12	AIR FORCE	w 11-4	KINKADE, Konner	.268	.446	.425	35	56	13	15	4	0	2	12	15	8	0	0	4
3/14	at Grand Canyon	L 8-11	CARRIS, Akili	.143	.143	.250	8	7	2	1	0	0	0	0	0	2	0	0	1
*3/17	at Fresno State	L 3-5	FELIX, Dominic	.000	.000	.125	6	7	1	0	0	0	0	1	1	0	0	0	1
*3/18	at Fresno State	L 8-9	DEWYER, Trent	.000	.000	.000	2	0	0	0	0	0	0	0	0	0	0	0	0
*3/19	at Fresno State	w 7-2	STANFIELD, Alec	.000	.000	.000	1	0	0	0	0	0	0	0	0	0	0	0	0
3/21	NEW MEXICO STATE	L 0-2	STEINKAMP, Arthu	.000	.000	.000	15	0	0	0	0	0	0	0	0	0	0	0	0
*3/24	at Nevada	w 9-5	STILL, Justin	.000	.000	.000	17	0	0	0	0	0	0	0	0	0	0	0	0
*3/25	at Nevada	w 12-1	JACKSON, Jaren	.000	.000	.000	12	0	0	0	0	0	0	0	0	0	0	0	0
3/28	#22 TEXAS TECH	w 11-10	ITURRALDE, Adolfo	.000	.000	.000	8	0	0	0	0	0	0	0	0	0	0	0	0
*3/31	SAN DIEGO STATE	L 3-5	FLORES, Junior	.000	.000	.000	1	0	0	0	0	0	0	0	0	0	0	0	0
*4/1	SAN DIEGO STATE	L 1-3	MARTINEZ, Jordan	.000	.000	.000	5	0	0	0	0	0	0	0	0	0	0	0	0
*4/2	SAN DIEGO STATE	L 7-19	RUSSELL, Brett	.000	.000	.000	5	0	0	0	0	0	0	0	0	0	0	0	0
*4/6	SAN JOSE STATE	w 16-8	BAKER-LIVINGSTO	.000	.000	.000	10	0	0	0	0	0	0	0	0	0	0	0	0
*4/7	SAN JOSE STATE	L 3-8	GALLEGOS, Isaac	.000	.000	.000	12	0	0	0	0	0	0	0	0	0	0	0	0
*4/8	SAN JOSE STATE	L 3-14	HUDSON, Terrell	.000	.000	.000	10	0	0	0	0	0	0	0	0	0	0	0	0
4/11	CSU PUEBLO	w 8-7	LIVELY, Tristin	.000	.000	.000	13	0	0	0	0	0	0	0	0	0	0	0	1
4/12	CSU PUEBLO	L 6-8	MCBROOM, Brian	.000	.000	.000	25	0	0	0	0	0	0	0	0	0	0	0	1
4/18	at New Mexico State	w 13-0	EGLOFF, Riley	.000	.000	.000	13	0	0	0	0	0	0	0	0	0	0	0	2
*4/21	at Air Force	L 6-9	BANNISTER, Wil	.000	.000	.000	16	0	0	0	0	0	0	0	0	0	0	0	1
*4/23	at Air Force	w 12-1	Totals	.329	.560	.407	51	1879	441	618	125	24	87	412	219	391	32	10	49
*4/23	at Air Force	L 8-13	Opponents	.304	.464	.370	51	1770	324	538	112	23	42	300	155	341	32	16	61
4/25	at Arizona	L 8-11																	

LOB - Team (414), Opp (376). DPs turned - Team (48), Opp (33). CI - Team (0), Opp (1). IBB - Team (6), SPENRATH, R. 3, OLSON, J. 2, PIGFORD, D. 1, Opp (8). Picked off - PIGFORD, D. 1, DIXON, D. 1, STEPHENS, S. 1, DAVID, J. 1.

Player	era	w-l	app	gs	cg	sh	sv	ip	h	r	er	bb	so	avg	hr
GALLEGOS, Isaac	4.35	4-2	12	12	0	0	0	70.1	69	46	34	32	60	.253	4
LIVELY, Tristin	4.42	6-4	13	13	1	0	0	77.1	83	42	38	23	62	.277	5
EGLOFF, Riley	6.05	7-3	13	13	0	0	0	74.1	95	55	50	21	67	.310	12
-----															
DEWYER, Trent	0.00	0-0	2	0	0	0	0	2.2	3	0	0	0	1	.300	0
STEINKAMP, Arthur	2.81	0-1	15	0	0	0	0	25.2	27	12	8	4	12	.273	1
ITURRALDE, Adolfo	4.00	0-0	8	0	0	0	0	9.0	9	5	4	2	9	.281	1
MCBROOM, Brian	5.53	4-2	25	0	0	0	3	40.2	47	28	25	11	39	.290	3
STILL, Justin	5.91	0-1	17	0	0	0	0	21.1	22	14	14	16	20	.268	1
JACKSON, Jaren	7.46	3-2	12	8	0	0	1	44.2	61	38	37	12	32	.318	2
HUDSON, Terrell	8.10	1-2	10	0	0	0	0	13.1	18	12	12	4	10	.327	4
BAKER-LIVINGSTON	8.62	0-4	10	4	0	0	0	24.0	40	24	23	10	10	.374	1
BANNISTER, Wil	9.47	1-3	16	1	0	0	1	19.0	31	21	20	8	11	.369	3
MARTINEZ, Jordan	12.86	0-0	5	0	0	0	0	7.0	10	10	10	5	1	.357	1
RUSSELL, Brett	17.47	0-1	5	0	0	0	0	5.2	16	12	11	4	7	.500	3
STANFIELD, Alec	54.00	0-0	1	0	0	0	0	0.1	3	2	2	2	0	1.000	0
FLORES, Junior	81.00	0-0	1	0	0	0	0	0.1	4	3	3	1	0	.800	1
Totals	5.95	26-25	51	51	1	2	5	435.2	538	324	288	155	341	.304	42
Opponents	8.02	25-26	51	51	1	2	15	433.1	618	441	386	219	391	.329	87

PB - Team (2), SMITH, K. 2, Opp (2). Pickoffs - Team (2), EGLOFF, R. 2, Opp (3). SBA/ATT - HOLLAND, J. (25-31), SMITH, K. (7-17), GALLEGOS, I. (7-10), LIVELY, T. (5-9), JACKSON, J. (8-8), EGLOFF, R. (6-8), MCBROOM, B. (1-4), ITURRALDE, A (1-3), BAKER-LIVING (2-3), STILL, J. (1-2), STEINKAMP, A (1-1).

## 2023 NCAA RANKING SUMMARY

Statistic	National Rank	Conference Rank	Value	National Leader	Value	Conference Leader	Value
Base on Balls (295 ranked)	214	3	219	Wake Forest	424	Air Force	258
Batting Average (295 ranked)	3	1	0.329	Alabama St.	0.332	New Mexico	0.329
Double Plays (294 ranked)	33	2	48	Southern Ill. UNC Greensboro	61	San Jose St.	49
Double Plays Per Game (295 ranked)	9	1	0.94	Southern Ill.	1.07	New Mexico	0.94
Doubles (295 ranked)	43	3	125	Virginia	172	Air Force	140
Doubles Per Game (295 ranked)	5	1	2.45	Virginia	2.65	New Mexico	2.45
Earned Run Average (295 ranked)	148	4	5.95	Wake Forest	2.83	San Diego St.	4.87
Fielding Percentage (295 ranked)	78	2	0.974	Oral Roberts	0.984	Air Force	0.975
Hit Batters (295 ranked)	282	7	43	Iona	121	Nevada	71
Hit by Pitch (295 ranked)	286	7	37	Campbell	146	Air Force	72
Hits (295 ranked)	32	2	618	Virginia	766	Air Force	631
Hits Allowed Per Nine Innings (295 ranked)	253	5	11.11	Wake Forest	6.59	San Diego St.	8.48
Home Runs (295 ranked)	53	1	87	Florida	146	New Mexico	87
Home Runs Per Game (295 ranked)	31	1	1.71	FGCU	2.37	New Mexico	1.71
On Base Percentage (295 ranked)	31	1	0.407	Campbell	0.439	New Mexico	0.407
Runs (295 ranked)	57	1	441	LSU	634	New Mexico	441
Sacrifice Bunts (293 ranked)	291	7	4	Wofford	86	Fresno St.	25
Sacrifice Flies (295 ranked)	260	7	15	UC Irvine	52	UNLV	34
Scoring (295 ranked)	10	1	8.6	FGCU	9.6	New Mexico	8.6
Shutouts (165 ranked)	100	3	2	LSU	12	Fresno St. San Diego St.	4 4
Slugging Percentage (295 ranked)	4	1	0.560	FGCU	0.592	New Mexico	0.560
Stolen Bases (295 ranked)	262	3	32	VMI	192	San Diego St.	72
Stolen Bases Per Game (295 ranked)	250	3	0.63	VMI	3.49	San Diego St.	1.36
Strikeout-to-Walk Ratio (295 ranked)	59	3	2.20	Wake Forest	4.26	Fresno St.	2.45
Strikeouts Per Nine Innings (295 ranked)	263	6	7.0	Wake Forest	12.1	San Diego St.	9.7
Triple Plays (2 ranked)				Lafayette	2		
Triples (295 ranked)	5	1	24	Michigan St.	30	New Mexico	24
Triples Per Game (295 ranked)	5	1	0.47	Michigan St.	0.55	New Mexico	0.47
WHIP (295 ranked)	130	3	1.59	Wake Forest	1.05	San Diego St.	1.41
WL Pct (295 ranked)	149	3	0.510	Wake Forest	0.818	San Jose St.	0.534
Walks Allowed Per Nine Innings (295 ranked)	10	1	3.20	Wofford	2.38	New Mexico	3.20

## 2023 MOUNTAIN WEST BY RPI

Team	Conference	Adj. RPI	Adj. RPI Value	Prev Adj. RPI	RPI	Orig RPI Value	WL	Adj. Non-Conf RPI	Non-Conf Record	Conf. Record	Road WL	Q1	Q2	Q3	Q4	vs TOP 100	vs below 150	NC SOS	SOS
San Jose St.	Mountain West	105	0.51683	105	105	0.51683	31-27	123	10-15	21-12	14-16	1-3	0-3	1-3	29-18	2-9	21-8	28	116
Air Force	Mountain West	140	0.49908	140	140	0.49908	28-31	162	9-16	19-15	9-20	0-1	0-3	4-6	24-21	4-10	13-12	101	139
San Diego St.	Mountain West	148	0.49538	149	148	0.49538	24-29	200	6-16	18-13	8-16	1-3	0-1	2-11	21-14	3-15	15-7	23	88
Fresno St.	Mountain West	177	0.48199	178	177	0.48199	30-27	192	13-12	17-15	7-13	0-0	0-1	3-4	27-22	3-5	22-11	184	205
UNLV	Mountain West	209	0.47164	211	209	0.47164	21-30	129	9-12	12-18	7-18	0-2	1-2	1-4	19-22	2-8	10-11	92	175
Nevada	Mountain West	220	0.46668	221	220	0.46668	20-33	140	10-13	10-20	9-18	0-0	1-1	2-5	17-27	3-6	9-16	68	138
New Mexico	Mountain West	243	0.45326	244	241	0.45506	25-24	225	12-7	13-17	6-13	0-0	2-2	1-2	22-20	3-4	18-9	299	290

# 2023 NEW MEXICO HITTING ANALYSIS

Player	vs left			vs right			w/runners			w/bases empty			w/bases loaded			as leadoff			fly	gnd	fly/
	h	ab	avg	h	ab	avg	h	ab	avg	h	ab	avg	h	ab	avg	rch	ops	pct	out	out	gnd
34 ASHBY, Lenny Junior	21	63	.333	59	147	.401	42	111	.378	38	99	.384	5	6	.833	17	39	.436	58	44	1.3
14 CARRIS, Akili	1	2	.500	0	5	.000	0	4	.000	1	3	.333	0	0	---	0	1	.000	2	2	1.0
7 DAVID, Jeffrey	15	52	.288	44	141	.312	36	108	.333	23	85	.271	2	4	.500	10	35	.286	51	50	1.0
33 DITZENBERGER, Dyl	18	39	.462	41	96	.427	30	55	.545	29	80	.363	1	1	1.000	22	58	.379	26	30	0.9
3 DIXON, Devon	15	44	.341	30	120	.250	25	88	.284	20	76	.263	3	8	.375	9	33	.273	49	37	1.3
44 FELIX, Dominic	0	2	.000	0	5	.000	0	5	.000	0	2	.000	0	1	.000	0	2	.000	3	4	0.8
29 HERD, Caleb	0	1	.000	3	6	.500	3	5	.600	0	2	.000	0	0	---	1	1	1.000	1	2	0.5
18 HOLLAND, Jake	12	39	.308	38	111	.342	30	77	.390	20	73	.274	4	11	.364	14	33	.424	33	30	1.1
8 KINKADE, Konner	4	16	.250	11	40	.275	9	29	.310	6	27	.222	1	1	1.000	5	10	.500	21	12	1.8
25 OLSON, Justin	8	17	.471	25	73	.342	19	43	.442	14	47	.298	1	4	.250	10	20	.500	17	13	1.3
4 PIGFORD, Deylan	10	42	.238	33	103	.320	15	70	.214	28	75	.373	0	4	.000	15	37	.405	44	23	1.9
15 RUNION, Braydon	20	63	.317	56	150	.373	51	133	.383	25	80	.313	3	6	.500	15	36	.417	46	39	1.2
24 SMITH, Kyle	8	29	.276	11	41	.268	11	30	.367	8	40	.200	1	5	.200	10	22	.455	21	13	1.6
30 SPENRATH, Reed	16	57	.281	45	133	.338	36	104	.346	25	86	.291	2	4	.500	22	49	.449	45	16	2.8
11 STEPHENS, Sean	7	25	.280	15	38	.395	7	29	.241	15	34	.441	1	2	.500	4	14	.286	16	14	1.1
12 WEISSENBORN, Cha	10	46	.217	42	133	.316	23	81	.284	29	98	.296	3	6	.500	16	49	.327	58	34	1.7
Totals	165	537	.307	453	1342	.338	337	972	.347	281	907	.310	27	63	.429	170	439	.387	491	363	1.4
Opponents	114	378	.302	424	1392	.305	270	875	.309	268	895	.299	23	58	.397	168	446	.377	412	481	0.9

Player	pinch hitting			w/runners in scoring pos			w/runner on 3rd and LT 2 out			with 2 outs			success adv runners			2- rch	rnrs	rnrs	rch	rch	kl
	h	ab	avg	h	ab	avg	rbi	ops	pct	h	ab	avg	adv	ops	pct	rbi	w/out	lob	err	fc	kl
34 ASHBY, Lenny Junior	0	0	---	29	76	.382	16	21	.762	25	64	.391	75	125	.600	16	19	28	4	5	10
14 CARRIS, Akili	0	4	.000	0	2	.000	0	0	---	0	1	.000	0	4	.000	0	0	1	0	0	0
7 DAVID, Jeffrey	0	0	---	22	55	.400	10	15	.667	16	49	.327	57	116	.491	21	14	29	6	12	9
33 DITZENBERGER, Dyl	0	0	---	25	39	.641	9	10	.900	19	36	.528	40	63	.635	10	4	13	4	6	6
3 DIXON, Devon	1	1	1.000	15	53	.283	7	11	.636	16	53	.302	36	95	.379	6	2	45	4	9	4
44 FELIX, Dominic	0	4	.000	0	3	.000	1	2	.500	0	0	---	2	5	.400	0	1	2	0	1	0
29 HERD, Caleb	2	3	.667	2	4	.500	1	1	1.000	1	3	.333	5	6	.833	0	2	2	0	0	0
18 HOLLAND, Jake	0	5	.000	17	48	.354	7	12	.583	12	45	.267	34	79	.430	9	1	41	5	4	8
8 KINKADE, Konner	3	11	.273	7	19	.368	3	3	1.000	3	16	.188	18	35	.514	4	3	12	1	4	1
25 OLSON, Justin	3	9	.333	14	28	.500	4	9	.444	7	27	.259	28	52	.538	7	0	21	0	0	5
4 PIGFORD, Deylan	0	3	.000	6	43	.140	3	14	.214	11	47	.234	26	77	.338	4	4	40	1	2	7
15 RUNION, Braydon	0	0	---	31	84	.369	14	24	.583	29	82	.354	63	139	.453	18	6	45	3	7	12
24 SMITH, Kyle	2	2	1.000	6	21	.286	3	7	.429	5	22	.227	18	35	.514	2	1	20	0	1	6
30 SPENRATH, Reed	0	0	---	26	70	.371	9	14	.643	17	68	.250	55	120	.458	21	5	54	1	1	16
11 STEPHENS, Sean	1	8	.125	4	21	.190	1	3	.333	9	21	.429	13	32	.406	5	4	14	0	2	5
12 WEISSENBORN, Cha	0	0	---	16	51	.314	6	15	.400	19	56	.339	39	94	.415	14	8	36	1	3	13
Totals	12	50	.240	220	617	.357	94	161	.584	189	590	.320	509	1077	.473	137	74	414	30	57	102
Opponents	12	45	.267	172	543	.317	89	151	.589	146	554	.264	472	979	.482	93	135	376	28	50	89

# 2023 NEW MEXICO PITCHING ANALYSIS

Player	vs left			vs right			w/runners			w/bases empty			vs leadoff			with 2 outs			fly	gnd	fly/
	h	ab	avg	h	ab	avg	h	ab	avg	h	ab	avg	rch	ops	pct	h	ab	avg	out	out	gnd
22 BAKER-LIVINGSTON,	16	49	.327	24	58	.414	24	59	.407	16	48	.333	14	29	.483	12	35	.343	23	35	0.7
40 BANNISTER, Wil	20	41	.488	11	43	.256	17	44	.386	14	40	.350	9	19	.474	5	22	.227	27	17	1.6
9 DEWYER, Trent	2	4	.500	1	6	.167	1	7	.143	2	3	.667	1	2	.500	1	3	.333	4	2	2.0
10 EGLOFF, Riley	31	104	.298	64	202	.317	43	128	.336	52	178	.292	25	83	.301	25	92	.272	66	78	0.8
16 FLORES, Junior	2	2	1.000	2	3	.667	3	3	1.000	1	2	.500	0	0	---	2	2	1.000	1	0	99.0
27 GALLEGOS, Isaac	35	123	.285	34	150	.227	31	130	.238	38	143	.266	25	73	.342	21	86	.244	64	76	0.8
36 HUDSON, Terrell	6	26	.231	12	29	.414	8	26	.308	10	29	.345	3	11	.273	3	14	.214	9	18	0.5
49 ITURRALDE, Adolfo	3	15	.200	6	17	.353	5	21	.238	4	11	.364	2	6	.333	2	10	.200	2	12	0.2
23 JACKSON, Jaren	21	54	.389	40	138	.290	32	93	.344	29	99	.293	16	47	.340	23	68	.338	55	44	1.2
2 LIVELY, Tristin	38	134	.284	45	166	.271	35	143	.245	48	157	.306	34	83	.410	21	92	.228	74	83	0.9
1 MARTINEZ, Jordan	1	8	.125	9	20	.450	5	13	.385	5	15	.333	5	8	.625	3	8	.375	8	10	0.8
6 MCBROOM, Brian	15	60	.250	32	102	.314	27	83	.325	20	79	.253	11	36	.306	13	55	.236	43	33	1.3
13 RUSSELL, Brett	6	9	.667	10	23	.435	10	22	.455	6	10	.600	4	6	.667	3	6	.500	5	3	1.7
42 STANFIELD, Alec	0	0	---	3	3	1.000	3	3	1.000	0	0	---	0	0	---	0	0	---	1	0	99.0
35 STEINKAMP, Arthur	8	28	.286	19	71	.268	14	51	.275	13	48	.271	10	24	.417	6	31	.194	15	43	0.3
19 STILL, Justin	6	27	.222	16	55	.291	12	49	.245	10	33	.303	9	19	.474	6	30	.200	15	27	0.6
Totals	210	684	.307	328	1086	.302	270	875	.309	268	895	.299	168	446	.377	146	554	.264	412	481	0.9
Opponents	276	770	.358	342	1109	.308	337	972	.347	281	907	.310	170	439	.387	189	590	.320	491	363	1.4

Player	ap	qs	ip/app	*h/g	*r/g	*er/g	*bb/g	*so/g	k/bb	*2b/g	*3b/g	*hr/g	*fo/g	*go/g	*bf/g	sba	att	pct
22 BAKER-LIVINGST	10	4	2.40	15.00	9.00	8.62	3.75	3.75	1.0	4.50	0.00	0.38	8.62	13.12	45.75	2	3	.667
40 BANNISTER, Wil	16	1	1.19	14.68	9.95	9.47	3.79	5.21	1.4	1.42	0.00	1.42	12.79	8.05	46.42	0	0	---
9 DEWYER, Trent	2	0	1.33	10.12	0.00	0.00	0.00	3.38	99.0	3.38	0.00	0.00	13.50	6.75	33.75	0	0	---
10 EGLOFF, Riley	13	13	5.72	11.50	6.66	6.05	2.54	8.11	3.2	2.06	0.61	1.45	7.99	9.44	40.80	6	8	.750
16 FLORES, Junior	1	0	0.33	99.00	81.00	81.00	27.00	0.00	0.0	0.00	0.00	27.00	27.00	0.00	99.00	0	0	---
27 GALLEGOS, Isaac	12	12	5.86	8.83	5.89	4.35	4.09	7.68	1.9	1.54	0.51	0.51	8.19	9.73	40.56	7	10	.700
36 HUDSON, Terrell	10	0	1.33	12.15	8.10	8.10	2.70	6.75	2.5	2.03	0.68	2.70	6.08	12.15	41.85	0	0	---
49 ITURRALDE, Adolf	8	0	1.13	9.00	5.00	4.00	2.00	9.00	4.5	2.00	1.00	1.00	2.00	12.00	37.00	1	3	.333
23 JACKSON, Jaren	12	8	3.72	12.29	7.66	7.46	2.42	6.45	2.7	3.43	0.81	0.40	11.08	8.87	42.31	8	8	1.000
2 LIVELY, Tristin	13	13	5.95	9.66	4.89	4.42	2.68	7.22	2.7	1.63	0.23	0.58	8.61	9.66	38.99	5	9	.556
1 MARTINEZ, Jordan	5	0	1.40	12.86	12.86	12.86	6.43	1.29	0.2	2.57	1.29	1.29	10.29	12.86	45.00	0	0	---
6 MCBROOM, Brian	25	0	1.63	10.40	6.20	5.53	2.43	8.63	3.5	3.10	0.44	0.66	9.52	7.30	40.28	1	4	.250
13 RUSSELL, Brett	5	0	1.13	25.41	19.06	17.47	6.35	11.12	1.8	4.76	1.59	4.76	7.94	4.76	58.76	0	0	---
42 STANFIELD, Alec	1	0	0.33	81.00	54.00	54.00	54.00	0.00	0.0	27.00	0.00	0.00	27.00	0.00	99.00	0	0	---
35 STEINKAMP, Arth	15	0	1.71	9.47	4.21	2.81	1.40	4.21	3.0	2.10	0.35	0.35	5.26	15.08	37.87	1	1	1.000
19 STILL, Justin	17	0	1.25	9.28	5.91	5.91	6.75	8.44	1.3	2.11	0.42	0.42	6.33	11.39	44.30	1	2	.500
Totals	51	51	8.54	11.11	6.69	5.95	3.20	7.04	2.2	2.31	0.48	0.87	8.51	9.94	41.46	32	48	.667



# 2023 NEW MEXICO STREAKS / STARTERS SUMMARY

Multiple Hit Games	2	3	4	5+	Total
34 ASHBY, Lenny Junior	17	7	2	-	26
15 RUNION, Braydon	16	6	2	-	24
33 DITZENBERGER, Dylan	10	5	3	-	18
7 DAVID, Jeffrey	12	3	2	1	18
30 SPENRATH, Reed	6	8	2	-	16
18 HOLLAND, Jake	11	4	-	-	15
12 WEISSENBORN, Chase	9	1	3	-	13
4 PIGFORD, Deylan	10	3	-	-	13
3 DIXON, Devon	10	3	-	-	13
25 OLSON, Justin	7	2	-	-	9
11 STEPHENS, Sean	4	2	-	-	6
24 SMITH, Kyle	3	1	-	-	4
8 KINKADE, Konner	2	-	-	-	2
TEAM	117	45	14	1	177

Multiple RBI Games	2	3	4	5+	Total
15 RUNION, Braydon	12	4	1	1	18
30 SPENRATH, Reed	9	4	2	3	18
34 ASHBY, Lenny Junior	8	4	1	1	14
18 HOLLAND, Jake	7	2	2	1	12
7 DAVID, Jeffrey	4	5	-	1	10
12 WEISSENBORN, Chase	5	4	-	-	9
33 DITZENBERGER, Dylan	2	5	-	-	7
3 DIXON, Devon	4	2	1	-	7
25 OLSON, Justin	4	-	1	1	6
24 SMITH, Kyle	5	-	-	-	5
11 STEPHENS, Sean	-	1	-	-	1
4 PIGFORD, Deylan	1	-	-	-	1
TEAM	61	31	8	8	108

Hitting Streaks	Longest	Current
33 DITZENBERGER, Dylan	19	5
30 SPENRATH, Reed	16	2
34 ASHBY, Lenny Junior	15	9
15 RUNION, Braydon	13	-
18 HOLLAND, Jake	10	-
4 PIGFORD, Deylan	9	-
7 DAVID, Jeffrey	9	2
12 WEISSENBORN, Chase	8	-
3 DIXON, Devon	8	1
24 SMITH, Kyle	7	-
11 STEPHENS, Sean	5	4
25 OLSON, Justin	4	-
8 KINKADE, Konner	3	-
29 HERD, Caleb	2	1
14 CARRIS, Akili	1	-

Reached Base Streaks	Longest	Current
33 DITZENBERGER, Dylan	23	5
24 SMITH, Kyle	18	4
34 ASHBY, Lenny Junior	18	12
30 SPENRATH, Reed	16	3
4 PIGFORD, Deylan	15	-
15 RUNION, Braydon	15	1
18 HOLLAND, Jake	14	1
7 DAVID, Jeffrey	10	2
25 OLSON, Justin	10	-
3 DIXON, Devon	8	1
12 WEISSENBORN, Chase	8	-
8 KINKADE, Konner	7	6
11 STEPHENS, Sean	6	4
29 HERD, Caleb	3	1
44 FELIX, Dominic	1	-
14 CARRIS, Akili	1	-

Player	GS	Position											Batting Order								
		p	c	1b	2b	3b	ss	lf	cf	rf	of	dh	1st	2nd	3rd	4th	5th	6th	7th	8th	9th
12 WEISSENBORN, Cha	51	.	.	.	.	.	51	.	.	.	.	.	5	.	.	.	.	.	.	5	41
34 ASHBY, Lenny Junior	51	.	.	.	.	.	.	28	.	3	.	20	.	11	40	.	.	.	.	.	.
15 RUNION, Braydon	51	.	.	.	.	.	.	.	.	31	.	20	.	.	11	39	1	.	.	.	.
30 SPENRATH, Reed	50	.	.	36	.	.	.	.	.	14	.	.	.	.	.	11	39	.	.	.	.
3 DIXON, Devon	45	.	.	.	38	7	.	.	.	.	.	.	.	.	.	.	.	.	3	42	.
7 DAVID, Jeffrey	42	.	.	.	6	7	.	.	29	.	.	.	6	36	.	.	.	.	.	.	.
4 PIGFORD, Deylan	38	.	.	.	.	.	.	23	12	3	.	.	6	.	.	.	.	.	24	4	4
33 DITZENBERGER, Dyl	34	.	.	.	.	34	.	.	.	.	.	.	31	.	.	.	.	.	.	.	3
18 HOLLAND, Jake	34	.	32	.	.	.	.	.	.	.	.	2	.	.	.	1	6	26	1	.	.
25 OLSON, Justin	23	.	.	15	.	.	.	.	.	.	.	8	.	.	.	.	14	9	.	.	.
24 SMITH, Kyle	20	.	19	.	.	.	.	.	.	.	.	1	.	.	.	.	5	11	4	.	.
2 LIVELY, Tristin	13	13	.	.	.	.	.	.	.	.	.	.	.	.	.	.	.	.	.	.	.
10 EGLOFF, Riley	13	13	.	.	.	.	.	.	.	.	.	.	.	.	.	.	.	.	.	.	.
27 GALLEGOS, Isaac	12	12	.	.	.	.	.	.	.	.	.	.	.	.	.	.	.	.	.	.	.
11 STEPHENS, Sean	10	.	.	.	.	.	.	.	10	.	.	.	3	.	.	.	.	.	4	.	3
8 KINKADE, Konner	10	.	.	.	7	3	.	.	.	.	.	.	.	4	.	.	.	.	6	.	.
23 JACKSON, Jaren	8	8	.	.	.	.	.	.	.	.	.	.	.	.	.	.	.	.	.	.	.
22 BAKER-LIVINGSTON,	4	4	.	.	.	.	.	.	.	.	.	.	.	.	.	.	.	.	.	.	.
40 BANNISTER, Wil	1	1	.	.	.	.	.	.	.	.	.	.	.	.	.	.	.	.	.	.	.

# 2023 NEW MEXICO TEAM HIGHS

## Batting

At bats:	50	-	vs Northern Colorado (2/24/2023)
Runs scored:	30	-	vs Northern Colorado (2/24/2023)
Hits:	28	-	vs Northern Colorado (2/24/2023)
RBIs:	27	-	vs Northern Colorado (2/24/2023)
Doubles:	7	-	at Nevada (3/25/2023)
	7	-	vs Fresno State (4/28/2023)
Triples:	3	-	vs Air Force (3/11/2023)
	3	-	vs Nevada (5/13/2023)
Home runs:	7	-	vs Fresno State (4/29/2023)
Total bases:	52	-	vs Northern Colorado (2/24/2023)
Walks:	12	-	vs Northern Colorado (2/25/2023)
Strikeouts:	14	-	vs Oregon State (2/17/2023 at Surprise, AZ)
	14	-	vs UC Santa Barbara (2/18/2023 at Surprise, AZ)
Sac hits:	1	-	(4 times )
Sac flies:	2	-	(4 times )
Stolen bases:	4	-	vs Northern Colorado (2/25/2023)
Hit by pitch:	4	-	at New Mexico State (5/16/2023)
Caught stealing:	2	-	at Air Force (4/23/2023)
Runners LOB:	14	-	vs Oregon State (2/17/2023 at Surprise, AZ)
Hit into DP:	3	-	vs San Jose State (4/8/2023)

## Fielding

Putouts:	36	-	vs Minnesota (2/20/2023 at Surprise, AZ)
Assists:	17	-	(4 times )
Errors:	6	-	vs San Jose State (4/8/2023)
Passed balls:	1	-	vs UC Santa Barbara (2/18/2023 at Surprise, AZ)
	1	-	vs Air Force (3/11/2023)
DPs turned:	4	-	vs San Jose State (4/7/2023)

## Pitching

Innings pitched:	12.0	-	vs Minnesota (2/20/2023 at Surprise, AZ)
Runs allowed:	19	-	vs San Diego State (4/2/2023)
Earned runs:	18	-	vs San Diego State (4/2/2023)
Walks allowed:	9	-	vs Oregon State (2/19/2023 at Surprise, AZ)
Strikeouts:	13	-	vs Oregon State (2/17/2023 at Surprise, AZ)
Hits allowed:	22	-	vs San Diego State (4/2/2023)
Doubles allowed:	6	-	at Nevada (3/24/2023)
	6	-	vs CSU Pueblo (4/12/2023)
	6	-	at New Mexico State (5/16/2023)
Triples allowed:	3	-	vs San Jose State (4/8/2023)
Homers allowed:	3	-	vs St. Bonaventure (3/4/2023)
	3	-	at UNLV (5/5/2023)
Wild pitches:	5	-	at San Diego State (5/20/2023)
Hit batters:	4	-	vs St. Bonaventure (3/4/2023)
	4	-	at Nevada (3/25/2023)
	4	-	at UNLV (5/7/2023)

# 2023 NEW MEXICO INDIVIDUAL HIGHS

## Batting

At bats:	7	-	DAVID, Jeffrey vs Northern Colorado (2/24/2023)
Runs scored:	4	-	(4 times )
Hits:	5	-	DAVID, Jeffrey vs Northern Colorado (2/24/2023)
RBI:	8	-	OLSON, Justin vs Fresno State (4/29/2023)
Doubles:	3	-	RUNION, Braydon vs New Mexico State (5/2/2023)
Triples:	1	-	(24 times )
Home runs:	3	-	SPENRATH, Reed vs Northern Colorado (2/24/2023)
	3	-	OLSON, Justin vs Fresno State (4/29/2023)
Total bases:	12	-	SPENRATH, Reed vs Northern Colorado (2/24/2023)
	12	-	OLSON, Justin vs Fresno State (4/29/2023)
Walks:	3	-	(6 times )
Strikeouts:	4	-	DIXON, Devon vs Oregon State (2/17/2023 at Surprise, AZ)
	4	-	SPENRATH, Reed at Fresno State (3/19/2023)
	4	-	PIGFORD, Deylan vs Fresno State (4/28/2023)
Sac hits:	1	-	(4 times )
Sac flies:	1	-	(15 times )
Stolen bases:	2	-	PIGFORD, Deylan at Texas Tech (3/7/2023)
	2	-	PIGFORD, Deylan vs Air Force (3/11/2023)
Hit by pitch:	2	-	SMITH, Kyle at New Mexico State (5/16/2023)
Caught stealing:	2	-	PIGFORD, Deylan at Air Force (4/23/2023)
Runners LOB:	6	-	SPENRATH, Reed vs Oregon State (2/17/2023 at Surprise, AZ)
	6	-	HOLLAND, Jake vs St. Bonaventure (3/4/2023)
	6	-	SMITH, Kyle vs San Diego State (4/2/2023)

## Fielding

Putouts:	15	-	SPENRATH, Reed vs New Mexico State (3/21/2023)
Assists:	8	-	WEISSENBORN, Chase vs Air Force (3/10/2023)
	8	-	KINKADE, Konner vs Texas Tech (3/28/2023)
Errors:	2	-	(5 times )
Passed balls:	1	-	SMITH, Kyle vs UC Santa Barbara (2/18/2023 at Surprise, AZ)
	1	-	SMITH, Kyle vs Air Force (3/11/2023)

## Pitching

Innings pitched:	8.1	-	LIVELY, Tristin vs Air Force (3/11/2023)
Runs allowed:	9	-	EGLOFF, Riley vs Fresno State (4/28/2023)
Earned runs:	9	-	EGLOFF, Riley vs Fresno State (4/28/2023)
Walks allowed:	6	-	LIVELY, Tristin vs Nevada (5/12/2023)
Strikeouts:	9	-	EGLOFF, Riley at UNLV (5/5/2023)
Hits allowed:	13	-	EGLOFF, Riley vs Nevada (5/12/2023)
Doubles allowed:	5	-	EGLOFF, Riley at Nevada (3/24/2023)
Triples allowed:	2	-	GALLEGOS, Isaac vs San Jose State (4/8/2023)
	2	-	JACKSON, Jaren vs CSU Pueblo (4/11/2023)
Homers allowed:	3	-	EGLOFF, Riley at UNLV (5/5/2023)
Wild pitches:	4	-	GALLEGOS, Isaac at San Diego State (5/20/2023)
Hit batters:	2	-	(6 times )

# 2023 NEW MEXICO HITTING LEADERS

Hitting minimums - 1 Games 1 AB 2.0 AB/Game 1 TPA 2.0 TPA/Game  
Pitching minimums - 1 Games 1.0 IP/Game

Batting avg	
1. 33 DITZENBERGER, Dylan	.437
2. 34 ASHBY, Lenny Junior	.381
3. 15 RUNION, Braydon	.357
4. 18 HOLLAND, Jake	.333
5. 30 SPENRATH, Reed	.321

Runs scored	
1. 30 SPENRATH, Reed	54
2. 15 RUNION, Braydon	48
3. 34 ASHBY, Lenny Junior	46
4. 33 DITZENBERGER, Dylan	42
5. 4 PIGFORD, Deylan	39

Doubles	
1. 15 RUNION, Braydon	23
2. 34 ASHBY, Lenny Junior	18
3. 7 DAVID, Jeffrey	13
4. 30 SPENRATH, Reed	11
5. 2 tied at.....	10

Total bases	
1. 30 SPENRATH, Reed	137
2. 15 RUNION, Braydon	134
3. 34 ASHBY, Lenny Junior	125
4. 18 HOLLAND, Jake	95
5. 7 DAVID, Jeffrey	91

Sac bunts	
1. 33 DITZENBERGER, Dylan	3
2. 4 PIGFORD, Deylan	1

Caught stealing	
1. 7 DAVID, Jeffrey	2
4 PIGFORD, Deylan	2
11 STEPHENS, Sean	2
15 RUNION, Braydon	2
5. 2 tied at.....	1

Strikeouts	
1. 30 SPENRATH, Reed	70
2. 15 RUNION, Braydon	51
3. 12 WEISSENBORN, Chase	37
4. 4 PIGFORD, Deylan	35
5. 18 HOLLAND, Jake	32

At bats	
1. 15 RUNION, Braydon	213
2. 34 ASHBY, Lenny Junior	210
3. 7 DAVID, Jeffrey	193
4. 30 SPENRATH, Reed	190
5. 12 WEISSENBORN, Chase	179

Games as sub	
1. 11 STEPHENS, Sean	27
2. 6 MCBROOM, Brian	25
8 KINKADE, Konner	25
4. 19 STILL, Justin	17
5. 2 tied at.....	15

Slugging pct	
1. 30 SPENRATH, Reed	.721
2. 18 HOLLAND, Jake	.633
3. 15 RUNION, Braydon	.629
4. 34 ASHBY, Lenny Junior	.595
5. 33 DITZENBERGER, Dylan	.563

Hits	
1. 34 ASHBY, Lenny Junior	80
2. 15 RUNION, Braydon	76
3. 30 SPENRATH, Reed	61
4. 7 DAVID, Jeffrey	59
33 DITZENBERGER, Dylan	59

Triples	
1. 7 DAVID, Jeffrey	5
2. 30 SPENRATH, Reed	4
15 RUNION, Braydon	4
4. 4 PIGFORD, Deylan	3
24 SMITH, Kyle	3

Walks	
1. 30 SPENRATH, Reed	34
2. 34 ASHBY, Lenny Junior	26
3. 25 OLSON, Justin	25
4. 12 WEISSENBORN, Chase	19
5. 4 PIGFORD, Deylan	17

Sac flies	
1. 12 WEISSENBORN, Chase	3
30 SPENRATH, Reed	3
34 ASHBY, Lenny Junior	3
4. 15 RUNION, Braydon	2
7 DAVID, Jeffrey	2

Steal attempts	
1. 4 PIGFORD, Deylan	10
2. 33 DITZENBERGER, Dylan	6
11 STEPHENS, Sean	6
4. 7 DAVID, Jeffrey	5
5. 4 tied at.....	3

Grounded into DP	
1. 34 ASHBY, Lenny Junior	6
2. 3 DIXON, Devon	5
3. 12 WEISSENBORN, Chase	3
4. 7 DAVID, Jeffrey	2
44 FELIX, Dominic	2

Games played	
1. 12 WEISSENBORN, Chase	51
34 ASHBY, Lenny Junior	51
15 RUNION, Braydon	51
4. 30 SPENRATH, Reed	50
5. 3 DIXON, Devon	49

On base pct	
1. 33 DITZENBERGER, Dylan	.490
2. 34 ASHBY, Lenny Junior	.455
3. 30 SPENRATH, Reed	.421
4. 15 RUNION, Braydon	.398
5. 4 PIGFORD, Deylan	.389

Runs batted in	
1. 30 SPENRATH, Reed	65
2. 15 RUNION, Braydon	56
3. 34 ASHBY, Lenny Junior	51
4. 7 DAVID, Jeffrey	41
5. 18 HOLLAND, Jake	39

Home runs	
1. 30 SPENRATH, Reed	19
2. 25 OLSON, Justin	13
3. 18 HOLLAND, Jake	12
4. 34 ASHBY, Lenny Junior	9
15 RUNION, Braydon	9

Hit by pitch	
1. 24 SMITH, Kyle	10
2. 15 RUNION, Braydon	5
4 PIGFORD, Deylan	5
34 ASHBY, Lenny Junior	5
5. 7 DAVID, Jeffrey	3

Stolen bases	
1. 4 PIGFORD, Deylan	8
2. 33 DITZENBERGER, Dylan	6
3. 11 STEPHENS, Sean	4
4. 3 tied at.....	3

Stolen base pct	
1. 30 SPENRATH, Reed	1.000
12 WEISSENBORN, Chase	1.000
33 DITZENBERGER, Dylan	1.000
4. 4 PIGFORD, Deylan	.800
5. 3 DIXON, Devon	.667

Total plate appearances	
1. 34 ASHBY, Lenny Junior	244
2. 15 RUNION, Braydon	231
3. 30 SPENRATH, Reed	228
4. 7 DAVID, Jeffrey	209
5. 12 WEISSENBORN, Chase	203

Game starts	
1. 12 WEISSENBORN, Chase	51
15 RUNION, Braydon	51
34 ASHBY, Lenny Junior	51
4. 30 SPENRATH, Reed	50
5. 3 DIXON, Devon	45

# 2023 NEW MEXICO PITCHING LEADERS

Hitting minimums - 1 Games 1 AB 2.0 AB/Game 1 TPA 2.0 TPA/Game  
Pitching minimums - 1 Games 1.0 IP/Game

Earned run avg		Opposing bat avg		Won-loss pct	
1. 27 GALLEGOS, Isaac	4.35	1. 27 GALLEGOS, Isaac	.253	1. 10 EGLOFF, Riley	.700
2. 2 LIVELY, Tristin	4.42	2. 2 LIVELY, Tristin	.277	2. 27 GALLEGOS, Isaac	.667
3. 10 EGLOFF, Riley	6.05	3. 10 EGLOFF, Riley	.310	3. 2 LIVELY, Tristin	.600
Wins		Losses		Saves	
1. 10 EGLOFF, Riley	7	1. 2 LIVELY, Tristin	4	1. 6 MCBROOM, Brian	3
2. 2 LIVELY, Tristin	6	22 BAKER-LIVINGSTON, Ben	4	2. 40 BANNISTER, Wil	1
3. 27 GALLEGOS, Isaac	4	3. 40 BANNISTER, Wil	3	23 JACKSON, Jaren	1
6 MCBROOM, Brian	4	10 EGLOFF, Riley	3		
5. 23 JACKSON, Jaren	3	5. 4 tied at.....	2		
Innings pitched		Batters struck out		Appearances	
1. 2 LIVELY, Tristin	77.1	1. 10 EGLOFF, Riley	67	1. 6 MCBROOM, Brian	25
2. 10 EGLOFF, Riley	74.1	2. 2 LIVELY, Tristin	62	2. 19 STILL, Justin	17
3. 27 GALLEGOS, Isaac	70.1	3. 27 GALLEGOS, Isaac	60	3. 40 BANNISTER, Wil	16
		4. 6 MCBROOM, Brian	39	4. 35 STEINKAMP, Arthur	15
		5. 23 JACKSON, Jaren	32	5. 2 tied at.....	13
Games started		Games finished		Games in relief	
1. 10 EGLOFF, Riley	13	1. 6 MCBROOM, Brian	16	1. 6 MCBROOM, Brian	25
2 LIVELY, Tristin	13	2. 19 STILL, Justin	8	2. 19 STILL, Justin	17
3. 27 GALLEGOS, Isaac	12	35 STEINKAMP, Arthur	8	3. 40 BANNISTER, Wil	15
4. 23 JACKSON, Jaren	8	4. 40 BANNISTER, Wil	6	35 STEINKAMP, Arthur	15
5. 22 BAKER-LIVINGSTON, Ben	4	5. 36 HUDSON, Terrell	5	5. 36 HUDSON, Terrell	10
Wild pitches		Balks		Hit batters	
1. 27 GALLEGOS, Isaac	11	1. 6 MCBROOM, Brian	2	1. 2 LIVELY, Tristin	7
2. 2 LIVELY, Tristin	10			2. 27 GALLEGOS, Isaac	6
3. 10 EGLOFF, Riley	7			3. 6 MCBROOM, Brian	5
4. 40 BANNISTER, Wil	3			4. 3 tied at.....	4
22 BAKER-LIVINGSTON, Ben	3				
Intentional BB allowed		Runners picked off		Batters SO out looking	
1. 6 MCBROOM, Brian	3	1. 10 EGLOFF, Riley	2	1. 10 EGLOFF, Riley	22
2. 36 HUDSON, Terrell	2			2. 6 MCBROOM, Brian	15
3. 27 GALLEGOS, Isaac	1			3. 2 LIVELY, Tristin	12
40 BANNISTER, Wil	1			4. 27 GALLEGOS, Isaac	9
19 STILL, Justin	1			5. 19 STILL, Justin	7
Sac bunts allowed		Sac flies allowed		Hits allowed	
1. 40 BANNISTER, Wil	3	1. 27 GALLEGOS, Isaac	5	1. 27 GALLEGOS, Isaac	69
10 EGLOFF, Riley	3	2. 10 EGLOFF, Riley	3	2. 2 LIVELY, Tristin	83
22 BAKER-LIVINGSTON, Ben	3	2 LIVELY, Tristin	3	3. 10 EGLOFF, Riley	95
4. 3 tied at.....	2	4. 6 MCBROOM, Brian	2		
		23 JACKSON, Jaren	2		
Runs allowed		Earned runs allowed		Walks allowed	
1. 2 LIVELY, Tristin	42	1. 27 GALLEGOS, Isaac	34	1. 10 EGLOFF, Riley	21
2. 27 GALLEGOS, Isaac	46	2. 2 LIVELY, Tristin	38	2. 2 LIVELY, Tristin	23
3. 10 EGLOFF, Riley	55	3. 10 EGLOFF, Riley	50	3. 27 GALLEGOS, Isaac	32
Doubles allowed		Triples allowed		Home runs allowed	
1. 27 GALLEGOS, Isaac	12	1. 2 LIVELY, Tristin	2	1. 27 GALLEGOS, Isaac	4
2. 2 LIVELY, Tristin	14	2. 27 GALLEGOS, Isaac	4	2. 2 LIVELY, Tristin	5
3. 10 EGLOFF, Riley	17	3. 10 EGLOFF, Riley	5	3. 10 EGLOFF, Riley	12



# 2023 NEW MEXICO CONFERENCE STATS

Record: 13-17 Home: 8-8 Away: 5-9 MW: 13-17

Date	Opponent	Score	Player	avg	slug	ob%	g	ab	r	h	2b	3b	hr	rbi	bb	so	sb	cs	e
*3/10	AIR FORCE	L 7-9	DITZENBERGER, D	.405	.544	.440	21	79	16	32	6	1	1	12	5	11	2	0	2
*3/11	AIR FORCE	W 15-0	ASHBY, Lenny Juni	.373	.579	.449	30	126	25	47	11	0	5	27	14	17	0	0	3
*3/12	AIR FORCE	W 11-4	SPENRATH, Reed	.353	.793	.433	29	116	32	41	6	3	13	37	17	44	1	0	2
*3/17	at Fresno State	L 3-5	RUNION, Braydon	.316	.579	.361	30	133	24	42	14	3	5	31	7	31	0	2	1
*3/18	at Fresno State	L 8-9	HOLLAND, Jake	.309	.521	.343	25	94	15	29	5	0	5	17	4	17	0	0	2
*3/19	at Fresno State	W 7-2	WEISSENBORN, C	.286	.384	.352	30	112	18	32	6	1	1	18	12	24	3	0	7
*3/24	at Nevada	W 9-5	DIXON, Devon	.274	.415	.325	29	106	22	29	6	0	3	13	7	19	1	0	3
*3/25	at Nevada	W 12-1	DAVID, Jeffrey	.272	.379	.324	22	103	17	28	7	2	0	16	6	13	0	1	4
*3/31	SAN DIEGO STATE	L 3-5	PIGFORD, Deylan	.243	.446	.341	25	74	16	18	4	1	3	4	8	20	3	2	4
*4/1	SAN DIEGO STATE	L 1-3	-----																
*4/2	SAN DIEGO STATE	L 7-19	HERD, Caleb	.500	.500	.500	3	2	1	1	0	0	0	0	0	1	0	0	0
*4/6	SAN JOSE STATE	W 16-8	STEPHENS, Sean	.394	.606	.459	20	33	8	13	4	0	1	5	3	6	4	2	1
*4/7	SAN JOSE STATE	L 3-8	OLSON, Justin	.310	.793	.481	22	58	18	18	1	0	9	22	19	16	0	0	1
*4/8	SAN JOSE STATE	L 3-14	SMITH, Kyle	.297	.703	.490	15	37	14	11	2	2	3	8	8	8	1	0	0
*4/21	at Air Force	L 6-9	KINKADE, Konner	.231	.436	.362	19	39	7	9	2	0	2	9	8	6	0	0	3
*4/23	at Air Force	W 12-1	CARRIS, Akili	.000	.000	.000	1	1	0	0	0	0	0	0	0	0	0	0	1
*4/23	at Air Force	L 8-13	MARTINEZ, Jordan	.000	.000	.000	1	0	0	0	0	0	0	0	0	0	0	0	0
*4/28	FRESNO STATE	W 16-10	RUSSELL, Brett	.000	.000	.000	1	0	0	0	0	0	0	0	0	0	0	0	0
*4/29	FRESNO STATE	W 17-7	FELIX, Dominic	.000	.000	.000	1	0	0	0	0	0	0	0	0	0	0	0	1
*4/30	FRESNO STATE	W 6-5	BAKER-LIVINGSTON	.000	.000	.000	1	0	0	0	0	0	0	0	0	0	0	0	0
*5/5	at UNLV	W 13-5	ITURRALDE, Adolfo	.000	.000	.000	3	0	0	0	0	0	0	0	0	0	0	0	0
*5/6	at UNLV	L 5-7	STEINKAMP, Arthu	.000	.000	.000	10	0	0	0	0	0	0	0	0	0	0	0	0
*5/7	at UNLV	L 3-8	JACKSON, Jaren	.000	.000	.000	5	0	0	0	0	0	0	0	0	0	0	0	0
*5/12	NEVADA	W 9-5	HUDSON, Terrell	.000	.000	.000	5	0	0	0	0	0	0	0	0	0	0	0	0
*5/12	NEVADA	L 8-9	GALLEGOS, Isaac	.000	.000	.000	9	0	0	0	0	0	0	0	0	0	0	0	0
*5/13	NEVADA	L 6-8	LIVELY, Tristin	.000	.000	.000	10	0	0	0	0	0	0	0	0	0	0	0	0
*5/14	NEVADA	W 7-3	STILL, Justin	.000	.000	.000	11	0	0	0	0	0	0	0	0	0	0	0	0
*5/18	at San Diego State	L 3-5	BANNISTER, Wil	.000	.000	.000	8	0	0	0	0	0	0	0	0	0	0	0	1
*5/19	at San Diego State	L 3-4	EGLOFF, Riley	.000	.000	.000	10	0	0	0	0	0	0	0	0	0	0	0	2
*5/20	at San Diego State	L 6-8	MCBROOM, Brian	.000	.000	.000	14	0	0	0	0	0	0	0	0	0	0	0	0
Totals				.314	.542	.390	30	1113	233	350	74	13	51	219	118	233	15	7	38
Opponents				.296	.450	.372	30	1057	199	313	59	16	24	181	105	207	19	8	31

# = Sanderson Ford College Baseball Classification

\* = Conference game


LOB - Team (245), Opp (234). DPs turned - Team (31), Opp (15). CI - Team (0), Opp (1). IBB - Team (5), OLSON, J. 2, SPENRATH, R. 2, PIGFORD, D. 1, Opp (7). Picked off - PIGFORD, D. 1, STEPHENS, S. 1, DAVID, J. 1.

Player	era	w-l	app	gs	cg	sh	sv	ip	h	r	er	bb	so	avg	hr
LIVELY, Tristin	4.41	4-3	10	10	1	0	0	63.1	66	35	31	21	49	.269	4
GALLEGOS, Isaac	5.04	2-2	9	9	0	0	0	55.1	62	43	31	28	47	.279	2
EGLOFF, Riley	7.06	4-3	10	10	0	0	0	57.1	82	50	45	19	47	.337	10
-----															
MARTINEZ, Jordan	0.00	0-0	1	0	0	0	0	1.1	0	0	0	1	0	.000	0
STEINKAMP, Arthur	2.55	0-1	10	0	0	0	0	17.2	17	9	5	1	9	.243	1
ITURRALDE, Adolfo	4.50	0-0	3	0	0	0	0	2.0	2	1	1	1	1	.286	1
JACKSON, Jaren	4.72	1-1	5	1	0	0	1	13.1	12	7	7	6	9	.240	0
MCBROOM, Brian	6.35	2-2	14	0	0	0	1	22.2	26	17	16	8	20	.286	2
STILL, Justin	9.82	0-1	11	0	0	0	0	11.0	17	12	12	9	13	.347	1
HUDSON, Terrell	10.12	0-2	5	0	0	0	0	5.1	7	6	6	3	4	.304	1
BANNISTER, Wil	13.50	0-2	8	0	0	0	0	8.2	16	14	13	6	5	.400	1
BAKER-LIVINGSTON	13.50	0-0	1	0	0	0	0	1.1	3	2	2	2	0	.429	0
RUSSELL, Brett	18.00	0-0	1	0	0	0	0	1.0	3	3	2	0	3	.429	1
Totals	5.84	13-17	30	30	1	1	2	260.1	313	199	169	105	207	.296	24
Opponents	7.23	17-13	30	30	0	0	9	261.1	350	233	210	118	233	.314	51

PB - Team (1), SMITH, K. 1, Opp (1). Pickoffs - Team (2), EGLOFF, R. 2, Opp (2). SBA/ATT - HOLLAND, J. (16-21), GALLEGOS, I. (6-9), SMITH, K. (3-6), LIVELY, T. (3-5), EGLOFF, R. (3-5), JACKSON, J. (4-4), ITURRALDE, A (1-1), MCBROOM, B. (1-1), BAKER-LIVING (0-1), STEINKAMP, A (1-1).

Score by innings	1	2	3	4	5	6	7	8	9	EX	Total
New Mexico	24	37	37	28	18	27	14	31	16	1	233
Opponents	29	15	13	24	14	27	40	22	13	2	199

# TV / PHOTO ROSTER





## TOD BROWN

### HEAD COACH

Tod Brown was named the 12th Lobo Baseball Head Coach on June 17, 2021. He enters the 2024 season in his third year at the helm.

In Brown's second season, the Lobos posted their best winning percentage in a full season since 2017 (.510), finishing fifth in the Mountain West standings (26-25, 13-17 MW) and leading the league in a variety of categories including team batting average (.328), runs (441), RBI (411), triples (24), home runs (87), slugging % (.559) and

on-base % (.406). UNM also improved from a 9.06 ERA as a team in Brown's first season to a 5.95 ERA — the program's lowest in a single season since 2016 — while averaging only 3.20 walks per nine innings, its fewest since 2014. Following the completion of that season, RHP Isaac Gallegos became the first UNM player coached by Brown to be selected in the MLB Draft, going in the 16th Round to the Atlanta Braves.

The 2023 Lobos ranked in the Top 10 in the country in a variety of team statistical categories:

**No. 3 in Batting Average (.329)**

**No. 9 in Double Plays per Game (0.94)**

**No. 5 in Doubles Per Game (2.45)**

**No. 10 in Runs per Game (8.60)**

**No. 4 in Slugging Percentage (.560)**

**No. 5 in Triples (24) and Triples per Game (0.47)**

**No. 10 in Walks Allowed per Nine Innings (3.20)**

Following the 2023 season, the Lobos also got three All-MW selections — first baseman Reed Spennath was a first-team selection, while third baseman Dylan Ditzenberger and left fielder Lenny Junior Ashby were second-team selections. Ditzenberger went on to be named a CSC Academic All-American for his efforts on the field and in the classroom. Both UNM teams that Brown has coached (2022, 2023) have earned the ABCA Team Academic Excellence Award for their academic accomplishments.

In the 2022 season — Brown's first season in Albuquerque — UNM went 21-33 and finished sixth in the MW standings, with Lenny Junior Ashby and Jeffrey David named to the All-MW Second Team.

### PRIOR TO UNM

Brown came to New Mexico after a successful 14 years and 341 wins with North Dakota State, where he currently sits as the second-winningest coach in program history and is the all-time leader in wins per season (24.4). In 2021, Brown led the Bison to the 2021 NCAA Tournament, winning its first Division I postseason game 6-1 over Mountain West opponent Nevada. In the same season, NDSU broke a school record with 20 Summit League victories, besting the previous record of 19 set by his 2017 team, and posted an overall record of 42-19. The Bison also led the nation with 25 road wins and set new school records in strikeouts (474) and putouts (1,567) in a single season.

Brown is no stranger to winning — he owns the two highest single season win totals in NDSU history (42 wins in 2021, 40 wins in 2012), and the only two 40+ win seasons by the program. Brown also owns three of the top-five single-season win totals in NDSU history. Under Brown's leadership, NDSU has played in five Summit League championship games, winning it outright in 2021 and 2014, and qualified for the league's baseball championship eight out of the last 11 years.

Brown took the helm of NDSU in 2008 and turned around a program that had faced three consecutive losing seasons, posting just 38 wins from 2005-07. In 2012, NDSU won a then-school-record 40 games, including an 8-2 win over a No. 5-ranked Arizona team that went on to win the 2012 College World Series. North Dakota State had a school-record .973 fielding percentage and posted a team ERA of 3.38, which was the program's lowest ERA in 37 years.

In 2016, the Bison posted a 29-25 overall record and set a new record for home wins at Newman Outdoor Field with 17 victories. In addition, North Dakota State set a new single season record in saves (17). NDSU defeated No. 19-ranked Minnesota on April 26 in Fargo, marking the second-ever win over an NCAA Division I top-25 opponent.

In the Summit League, Brown has coached two Summit League Players of the Year, one Summit League Newcomer of the Year, 46 All-Summit League selections, 22 Summit

## THE BROWN FILE

### Education

University of Arizona

1989-94

### Coaching Experience

2008-2021	Head Coach	North Dakota State
2022-Present	Head Coach	University of New Mexico

### Career Coaching Record (Year-By-Year)

School	Year	Record	Win Pct.
NDSU	2008	15-30	.333
NDSU	2009	16-28	.372
NDSU	2010	22-30	.423
NDSU	2011	22-32	.407
NDSU	2012	40-20	.667
NDSU	2013	26-27	.491
NDSU	2014	25-26	.490
NDSU	2015	21-30	.412
NDSU	2016	29-25	.537
NDSU	2017	31-25	.554
NDSU	2018	26-24	.520
NDSU	2019	19-24	.442
NDSU	2020*	8-9	.471
NDSU	2021	42-19	.689
<b>NDSU</b>	<b>14 yrs</b>	<b>341-350</b>	<b>.493</b>
UNM	2022	21-33	.390
UNM	2023	26-25	.541
<b>UNM</b>	<b>2 yrs</b>	<b>47-57</b>	<b>.465</b>
Career	16 yrs	388-407	.490

\*Incomplete season  
due to COVID-19

League Players of the Week, and 30 Summit League Pitchers of the Week. Under his leadership, Brown has also led players to two Collegiate Baseball Freshmen All-America selections and two College Baseball National Players of the Week.

Not only does Brown produce talent on the field, but also in the classroom. During his tenure at NDSU, Brown has had three NCAA Postgraduate Scholarship Winners, one Senior CLASS Award All-America, one CoSIDA Academic All-America Athlete of the Year, nine CoSIDA Academic All-America selections, 11 CoSIDA Academic All-District selections, one Summit League Scholar-Athlete of the Year, 16 Summit League Academic All-League selections, and was twice honored by NCAA with Public Recognition for perfect APR scores (2012-13 and 2015-16).

The Tucson, Ariz. native, was a left-handed pitcher for the Arizona Wildcats from 1989-94, leading the team in 1992 to a Pac-10 Championship. In 1993 he won six games and saved eight, setting a record with 35 appearances as Arizona fell one game short of Omaha. Brown then made a career out of coaching college ball in the northern tier of the country. He came to NDSU after eight seasons in Ohio as the pitching coach and recruiting coordinator for Bowling Green State University.

During this time, he recruited or helped develop eight players who have reached the major leagues, including former UNM pitching standout Jamie Vermilyea, who played for the Lobos from 2001-03. This list also includes Jay Flaa, who made his MLB debut this year, J.J. Hardy and pitcher Tim Wood from Sabino High School, in Tucson, Ariz., outfielder Shelley Duncan and pitchers Josh Pearce and Ben Diggins at the University of Arizona, and pitcher Burke Badenhop and outfielder Nolan Reimold from Bowling Green.

After two years as the pitching coach at Sabino High School in Tucson, Ariz., Brown began his collegiate coaching career in 1999 as a volunteer assistant for Arizona. He worked with pitchers and catchers and was the first-base coach for the Wildcats, who qualified for an NCAA regional.

Brown was also a head coach for the San Francisco Seals of the California Coastal Collegiate League in the summer of 1999, compiling a 43-29 record and making a fourth-place finish in the National Baseball Congress World Series.

Tod and his wife Janet have a 23-year old son, Brooks, and a 20-year old daughter, Blake.





## MICHAEL LOPEZ

### ASSISTANT COACH: PITCHING

Michael Lopez, who previously served as head coach at Howard Community College in Big Spring, Texas, joined the Lobos in the 2021-22 season as a pitching coach. Lopez joined the Lobo squad after spending two seasons at the helm of the Howard program, bolstering a 48-19 overall record.

In the second season with Lopez coordinating UNM's pitching, the team's ERA improved from

9.06 to 5.95 — UNM's lowest since 2016. UNM pitchers under Lopez also posted their lowest WHIP (1.59) since 2015 and fewest walks per nine innings (3.20) since 2014 in the process, with RHP Isaac Gallegos selected in the 2023 MLB Draft following the season's completion.

Under Lopez, two Howard Hawks were named to the 2021 All-Region V Baseball Team, including pitcher Kris Anglin, who led the league in strikeouts (103). Howard's Ethan Coombes was second in the league in strikeouts, retiring 82 throughout the season. Prior to becoming the head coach of the Hawks, Lopez spent three years as an assistant coach under previous head coach, Rob Martinez.

During his time at Howard College, Lopez worked primarily with the pitchers and served as the recruiting coordinator. He has had over 40 players sign with Division I

schools during his tenure, three players sign contracts with professional teams, and three players selected as NJCAA All-Americans.

Lopez originally came to Howard College after a one-year stint with a brand-new NAIA program, Marymount California University (MCU). During his one year at MCU, Lopez was named the associate head coach and helped with day-to-day recruiting. In the first year of the program, Lopez helped the Mariners win the CAL PAC Conference Championship and reach the 2016 West Grouping Championship. Lopez had three players selected to the 2016 All-California Pacific Conference Team while also coaching the CAL PAC conference player of the year and the CAL PAC Freshman of the year.

Prior to coaching at Marymount California University, Lopez was the volunteer assistant coach for two seasons at the University of Arizona under head coach Andy Lopez. Lopez assisted with the pitchers during practices and helped run the bullpen during games. Off the field, his job consisted of preparing scouting reports on opposing teams, directing the Andy Lopez Baseball Camp, and assisting with recruiting. Lopez's collegiate career in baseball includes four years (2009-2012) at the University of Arizona. Lopez was named captain of the 2012 team, which won the NCAA National Championship in Omaha, Nebraska.

Lopez graduated from The University of Arizona in 2013 with a bachelor's degree in family studies.



## MATT RISDON

### ASSISTANT COACH / RECRUITING COORDINATOR

Matt Risdon joined the Lobo Family in 2022 as a volunteer assistant coach, and he currently serves recruiting coordinator and assistant coach. Risdon was previously at Lenoir-Rhyne University for three seasons. Risdon was a Division I catcher at Western Illinois for two seasons and served on the coaching staff for the Fighting Leathernecks from August 2015-July 2019.

Last season, Risdon-coached hitters posted

UNM's highest team batting average since 2013 (.328) — good for best in the conference and No. 3 in NCAA D-I — while leading the MWC in OPS, hits, runs, triples, RBI and home runs. The Lobos' .974 fielding percentage in 2022 was the second-best in program history and best in the MWC, and their 48 double plays turned was the most in the conference.

In 2022, Risdon helped Lenoir-Rhyne University to the best season in program history with a 46-13 overall record and a record 25 wins at home. The Bears would post a 19-game winning streak, the longest in program history, and were ranked as high as

No. 11 in the nation. The Bears would capture just the third SAC Tournament title in program history and advanced to just the second NCAA Tournament appearance in team history. Risdon was the catching coach and assisted with hitting and recruiting. In 2022 the Bears broke multiple offensive records such as: home runs, runs, RBIs, walks, HBPs, hits, as well as many other team records. The Bears season was capped off with their senior catcher, Nick Clarno, signing with the Atlanta Braves. Risdon began his coaching career as the Director of Baseball Operations with WIU in August 2015 and served in that role for one season before being named the program's graduate assistant. After finishing his Master in Sports Management in May 2017, Risdon earned the title of assistant coach and recruiting coordinator prior to the 2018 campaign. Risdon was primarily responsible for catchers and assisted with hitting and infielders while also serving as the third base coach. Risdon helped with defensive positioning and discussed hitting approach with players during game review. Risdon also helped with administrative duties such as: travel, team meals, fundraising, scouting, and monitoring student-athlete academic eligibility. Risdon played in 40 career games for Western Illinois. He earned his bachelor's degree in exercise science in 2015.



## JUSTIN MITCHELL

### ASSISTANT COACH: HITTING

Justin Mitchell joined the Lobo Family in August of 2023 and he serves as assistant coach. He will handle UNM's catchers as well as hitting for head coach Tod Brown. Mitchell spent the 2023 season as a graduate assistant coach at K-State under Pete Hughes. The 2023 Wildcats went 35-24 and advanced to the semifinals of the Big 12 Championship. His G.A. stint came after he

played one season at K-State, hitting .308 with five homers and 22 RBIs over 52 games, playing catcher as a grad transfer. Mitchell played four seasons at Oklahoma, where he graduated. Over his time he played in 116 games, hitting .261 with two homers and 38 RBIs. He recorded 991 career putouts as a catcher. He graduated from Oklahoma in 2022.



## JORDAN MARTINEZ

RHP • 5-11 • SO.  
Albuquerque, N.M. • Sandia HS

1

**2023 (FRESHMAN):** In debut collegiate season pitched in five games out of the bullpen...made collegiate debut on Feb. 19 vs. Oregon State...notched first collegiate strikeout on April 12 vs. CSU Pueblo...threw a season-high three innings on March 4 vs. St. Bonaventure...had first shutout appearance with 1 1/3 scoreless frames on April 23 at Air Force.

**SANDIA HS (CLASS OF 2022):** Two-time first team all-state selection...two-time first team all-district selection...four-year letterwinner on the diamond...earned the all-academic award.

### 2023 GAME-BY-GAME

Date	Opponent	GS	IP	H	R	ER	BB	SO	2B	3B	HR	WP	BK	HBP	IBB	Score	W-L	Sv	ERA	NP
2/19/2023	vs Oregon State		0.0	1	3	3	2	0	0	0	0	0	0	0	0	6-14	0-0	0	999.00	16
3/4/2023	ST. BONAVENTURE-1		3.0	5	4	4	0	0	1	0	1	0	0	0	0	8-17	0-0	0	21.00	39
4/12/2023	CSU PUEBLO		0.2	2	1	1	1	1	1	0	0	0	0	0	0	6-8	0-0	0	19.64	19
4/23/2023	at Air Force-2		1.1	0	0	0	1	0	0	0	0	0	0	1	0	8-13	0-0	0	14.40	29
5/2/2023	NEW MEXICO STATE		2.0	2	2	2	1	0	0	1	0	1	0	0	0	14-6	0-0	0	12.86	28
Totals		0	7.0	10	10	10	5	1	2	1	1	1	0	1	0	42-58	0-0	0	12.86	-

### CAREER SUMMARY

Year	era	w-l	app	gs	cq	sho	sv	ip	h	r	er	bb	so	2b	3b	hr	bf	bavg	wp	hbp	bk	sfa	sha
2023	12.86	0-0	5	0	0	0/0	0	7.0	10	10	10	5	1	2	1	1	35	.357	1	1	0	1	0
TOTAL	12.86	0-0	5	0	0	0/0	0	7.0	10	10	10	5	1	2	1	1	35	.357	1	1	0	1	0



## CHASE WEISSENBORN

SS • 5-11 • SR.  
Albuquerque, N.M. • ABQ Academy

2

**2023 (JUNIOR):** In third season with the Lobos was 1 of 3 players to start all 51 games...batted .291 while reaching base at .360 and slugging .385...totaled 10 doubles, two triples, and one home run...drove in 27 runs and scored 36 times...stole three bases in three attempts...tied for the team lead with three sacrifice flies...led the team with 155 assists defensively...posted a fielding percentage of .963 across 218 chances...had a season-high four hits on three occasions...had a season-high three RBIs on four occasions...racked up a season-high eight total bases with first collegiate home run and two doubles on May 5 at UNLV...had a season-high eight assists on March 10 vs. Air Force...had a season-high five putouts on April 23 at Air Force...helped the Lobos turn 28 double plays.

**2022 (SOPHOMORE):** In second season with the Lobos hit .277 with 18 RBIs...played in 43 games...had seven doubles and a pair of triples...scored 27 runs...had a season-high three hits on May 17 against New Mexico State...posted a .937 fielding percentage in 191 total chances.

**2021 (FRESHMAN):** Saw action in 30 games as a true freshman...posted a slash line of .234/.324/.298...had six doubles and eight RBIs...scored 17 runs...notched first collegiate hit on Feb. 22 at Oregon State...academic all-conference selection.

**ALBUQUERQUE ACADEMY (CLASS OF 2020):** All-state shortstop as a junior...named the district player of the year and all-district as a junior...named district player of the year and first-team shortstop as a junior...honorable mention all-state as a junior...honorable mention all-state as a freshman and first team all-district.

### 2024 GAME-BY-GAME

Date	Opponent	Pos	AB	R	H	RBI	2B	3B	HR	BB	SB	CS	HBP	SAC	SF	GDP	K	PO	A	E	Avg
Feb 16	vs Oregon State	*ss	5	0	1	3	1	0	0	0	0	0	0	0	0	0	2	1	3	1	.200
Feb 17	vs CSU Bakersfield	*ss	3	0	0	0	0	0	0	0	0	0	0	0	0	0	2	4	1	0	.125
Feb 18	vs Minnesota	*ss	3	0	0	0	0	0	0	0	0	0	0	0	0	0	1	3	2	0	.091
Feb 19	vs CSU Bakersfield	*ss	1	0	1	0	1	0	0	0	0	0	0	0	0	0	0	0	0	0	.167
Totals		4gs	12	0	2	3	2	0	0	0	0	0	0	0	0	0	5	8	6	1	.167

On base pct. .167 • Slugging pct. .333

### CAREER SUMMARY

Year	avg	gp-gs	ab	r	h	2b	3b	hr	rbi	tb	slg%	bb	hbp	so	gdp	ob%	sf	sh	sb-att	po	a	e	fld%
2021	.234	30-28	94	17	22	6	0	0	8	28	.298	11	2	16	3	.324	1	0	3-6	52	65	4	.967
2022	.277	43-38	137	27	38	7	2	0	18	49	.358	14	5	42	0	.358	3	1	1-1	52	128	12	.938
2023	.291	51-51	179	36	52	10	2	1	27	69	.385	19	2	37	3	.360	3	0	3-3	55	155	8	.963
TOTAL	.273	124-117	410	80	112	23	4	1	53	146	.356	44	9	95	6	.351	7	1	7-10	159	348	24	.955



## DEVON DIXON

INF • 6-1 • SR.  
Phoenix, Ariz. • Mountain Pointe

# 3

**2023 (JUNIOR):** Started 45 games and played in 49 primarily at second base during debut season with the Lobos...posted a fielding percentage of .971 with 69 putouts and 129 assists...helped the team turn 29 double plays...slashed .274/.346/.445 in 164 at-bats...finished with 10 doubles, six home runs, and 27 RBIs...scored 38 runs...stole a pair of bases...had 13 multi-hit games and seven multi-RBI games...had a season-high three hits on three different occasions...scored a season-high four runs on Feb. 24 vs. Northern Colorado...had a season-high four RBIs on March 18 at Fresno State...racked up a season-high eight total bases on Feb. 24 vs. Northern Colorado...drew a season-high three walks on March 4 vs. St. Bonaventure...hit first home run in a Lobo uniform on Feb. 24 vs. Northern Colorado...had a season-high seven assists on May 12 vs. Nevada.

**2022 (SOPHOMORE, C. ARIZONA COLLEGE):** Saw action in 48 games, posting a .248 batting average...scored 21 runs and drove in 21...stole four bases...had a season-high four hits and four RBIs on March 17 against Frasier Valley.

**2021 (FRESHMAN, C. ARIZONA COLLEGE):** Played in 55 games in debut collegiate season...hit five home runs and drove in 42...posted a slash line of .333/.420/.482...hit 10 doubles...scored 43 runs...stole six bases.

### 2024 GAME-BY-GAME

Date	Opponent	Pos	AB	R	H	RBI	2B	3B	HR	BB	SB	CS	HBP	SAC	SF	GDP	K	PO	A	E	Avg
Feb 16	vs Oregon State	*2b	4	0	0	0	0	0	0	0	0	0	0	0	0	0	1	3	3	0	.000
Feb 17	vs CSU Bakersfield	*2b	3	0	0	0	0	0	0	0	0	0	0	0	0	0	2	1	3	0	.000
Feb 19	vs CSU Bakersfield	*2b/ss	3	1	1	0	0	0	0	0	0	0	0	1	0	0	2	0	4	0	.100
Feb 22	SOUTH DAKOTA STA	*ss	4	2	1	1	1	0	0	0	0	0	0	0	0	0	2	0	2	0	.143
Feb 23	SOUTH DAKOTA STA	*ss	5	0	1	1	0	0	0	0	0	0	0	0	0	0	0	1	0	0	.158
Feb 24	SOUTH DAKOTA STA	*ss	4	1	1	0	0	0	0	0	0	0	0	0	0	0	1	2	4	0	.174
Feb 24	SOUTH DAKOTA STA	*ss	3	1	1	0	0	0	0	0	0	0	1	0	0	1	1	0	1	0	.192
Mar 01	HOFSTRA	*ss	4	2	2	0	1	0	0	1	0	0	0	0	0	0	0	3	2	0	.233
Mar 02	HOFSTRA-1	*ss	4	1	0	0	0	0	0	2	0	0	0	0	0	0	0	3	2	0	.206
Mar 02	HOFSTRA-2	*ss	2	0	1	0	0	0	0	1	0	0	0	0	0	0	0	1	3	1	.222
Mar 03	HOFSTRA	*ss	4	0	0	0	0	0	0	0	0	0	0	0	0	1	2	2	4	0	.200
Mar 05	TEXAS TECH	*ss	4	1	3	0	1	0	0	1	0	0	0	0	0	0	1	2	6	0	.250
Totals		12gs	44	9	11	2	3	0	0	5	0	0	1	1	0	2	12	18	34	1	.250

### CAREER SUMMARY

Year	avg	gp-gs	ab	r	h	2b	3b	hr	rbi	tb	slg%	bb	hbp	so	gdp	ob%	sf	sh	sb-att	po	a	e	fld%
2021*	.333	55-55	168	43	56	10	0	5	42	81	.482	21	7	43	4	.420	4	4	6-11	75	119	18	.915
2022*	.248	48-48	125	21	31	13	0	1	21	47	.376	12	1	35	4	.310	4	1	4-5	229	44	4	.986
2023	.274	49-45	164	38	45	10	0	6	27	73	.445	16	2	29	5	.346	0	0	2-3	69	129	6	.971
TOTAL	.274	49-45	164	38	45	10	0	6	27	73	.445	16	2	29	5	.346	0	0	2-3	69	129	6	.971
All*	.289	152-148	457	102	132	33	0	12	90	201	.440	49	10	107	13	.365	8	5	12-19	373	292	28	.960



## TYE WOOD

OF • 5-11 • JR.  
Gardner, Kan. • Gardner Edgerton

# 4

**2023 (SOPHOMORE, IOWA WESTERN):** Saw action in 44 games, posting a .413 batting average...scored 59 runs and drove in 29...stole a league-leading 23 bases for the second year in a row ... Named First Team All-Region for second consecutive season.

**2022 (FRESHMAN, IOWA WESTERN):** Played in 44 games for Iowa Western, batting .375 on the season with six doubles, four triples and a homer ... stole 23 bases ... drove in 21 runs with a .375/.500/.508 slash line ... Named First Team All-Region following the season's conclusion.

**COACH BROWN ON WOOD:** "He's had a nice spring so far – he's a guy that we expect to see a lot of playing action early."

### 2024 GAME-BY-GAME

Date	Opponent	Pos	AB	R	H	RBI	2B	3B	HR	BB	SB	CS	HBP	SAC	SF	GDP	K	PO	A	E	Avg
Feb 16	vs Oregon State	*of	3	1	1	0	0	0	0	0	0	0	1	0	0	0	1	0	0	0	.333
Feb 18	vs Minnesota	*of	3	1	1	0	0	0	0	1	0	0	1	0	0	0	0	0	0	0	.333
Feb 19	vs CSU Bakersfield	*of/of	2	1	1	0	0	0	0	2	0	0	0	0	0	0	0	1	0	0	.375
Feb 22	SOUTH DAKOTA STA	*of	3	1	1	0	0	0	0	1	1	0	0	0	0	0	1	2	0	0	.364
Feb 23	SOUTH DAKOTA STA	pr	0	1	0	0	0	0	0	0	0	0	0	0	0	0	0	0	0	0	.364
Feb 24	SOUTH DAKOTA STA	*of	4	0	1	1	1	0	0	1	0	0	0	0	0	0	2	0	0	0	.333
Feb 24	SOUTH DAKOTA STA	*of	1	2	1	1	0	0	0	2	1	0	1	0	0	0	0	6	0	0	.375
Mar 02	HOFSTRA-1	pr/of	1	1	0	0	0	0	0	0	1	0	0	0	0	0	1	1	0	0	.353
Mar 02	HOFSTRA-2	*of	3	1	1	1	0	0	1	1	0	1	0	0	0	0	1	0	0	0	.350
Mar 03	HOFSTRA	*of	2	1	2	4	0	0	1	1	0	0	1	0	0	0	0	4	1	1	.409
Mar 05	TEXAS TECH	*of	4	2	1	0	0	0	0	1	2	0	0	0	0	0	2	3	0	1	.385
Totals		9gs	26	12	10	7	1	0	2	10	5	1	4	0	0	0	8	17	1	2	.385





## COOPER BRASS

INF • 5-10 • FR.  
Chandler, Ariz. • Hamilton

# 5

**HAMILTON HS (CLASS OF 2023):** Two-time 6A State Champion ... 1st Team All-Arizona, 1st Team All State 6A, 1st Team All Region, 1st Team All District ... Hit .415 his senior year with a .516 OBP and 1.050 OPS, only striking out five times all season.



## BRIAN MCBROOM

RHP • 6-0 • JR.  
Oakley, Calif. • Freedom HS

# 6

**2023 (JUNIOR):** In second season with the Lobos led the team with 25 appearances all out of the bullpen...led the team and ranked seventh in the conference with three saves...struck out 39 hitters in 40 2/3 innings pitched...held an ERA of 5.53...earned four victories on the season...threw a season-high 4 2/3 innings on May 12 vs. Nevada...had a season-high six strikeouts on Feb. 17 vs. Oregon State and on April 6 vs. San Jose State...allowed zero or one earned runs in 20 of 25 appearances...had 12 shutout appearances including five in-a-row from March 17 to March 28...had a scoreless inning streak of 8 1/3.

**2022 (SOPHOMORE):** Key relief arm in first season with the Lobos...pitched in 17 games out of the bullpen...earned two saves...logged 39 innings while striking out 28 and walking just 10...earned two wins on the season...posted an ERA of 6.23...had a season-high four strikeouts on March 13 against Fresno State, and earned first collegiate win...earned first collegiate save on March 11 against Fresno State...threw a season-high four innings on two occasions...academic all-conference selection.

**2021 (FRESHMAN, HOWARD COLLEGE):** Pitched in four games in first collegiate season...totaled 7 2/3 innings, striking out seven hitters.

**FREEDOM HS (CLASS OF 2020):** First-team all-BVAL selection in 2019...graduated in the spring of 2020.

### 2024 GAME-BY-GAME

Date	Opponent	GS	IP	H	R	ER	BB	SO	2B	3B	HR	WP	BK	HBP	IBB	Score	W-L	Sv	ERA	NP
Feb 17	vs CSU Bakersfield		1.1	0	0	0	0	0	0	0	0	0	0	0	0	4-3	0-0	1	0.00	13
Feb 23	SOUTH DAKOTA STA		2.0	4	2	2	0	3	1	0	1	0	0	0	0	12-11	1-0	1	5.40	38
Totals		0	3.1	4	2	2	0	5	1	0	1	0	0	0	0	16-14	1-0	1	5.40	-

### CAREER SUMMARY

Date	Opponent	GS	IP	H	R	ER	BB	SO	2B	3B	HR	WP	BK	HBP	IBB	Score	W-L	Sv	ERA	NP
Feb 17	vs CSU Bakersfield		1.1	0	0	0	0	0	0	0	0	0	0	0	0	4-3	0-0	1	0.00	13
Feb 23	SOUTH DAKOTA STA		2.0	4	2	2	0	3	1	0	1	0	0	0	0	12-11	1-0	1	5.40	38
Mar 02	HOFSTRA-1		1.0	2	1	1	0	0	0	0	1	0	0	0	0	15-16	1-0	1	6.23	18
Mar 03	HOFSTRA		1.0	0	0	0	0	1	0	0	0	0	0	0	0	9-6	1-0	2	5.06	16
Totals		0	5.1	6	3	3	0	6	1	0	2	0	0	0	0	40-36	1-0	2	5.06	-



## DEREK MONTIJO

INF/OF • 6-0 • FR.  
Rio Rico, Ariz. • Nogales HS

# 7

**NOGALES HS (CLASS OF 2023):** 1st Team All Region, 2nd Team All Conference, 5A State Runner Up ... batted .383 in his senior season.



KONNER KINKADE

INF • 5-10 • SR.  
Pullman, Wash. • Pullman HS



**2023 (JUNIOR):** In debut season with the Lobos played in 35 games and earned 10 starts in the infield...batted .268 in 56 at-bats with four doubles and two home runs...supplied a walk-off sacrifice fly on April 11 vs. CSU Pueblo...connected on first collegiate home run on April 7 vs. San Jose State...reached base at a clip of .425 and slugged .446...matched season high of two hits on two occasions...had a career-high eight assists on March 28 vs. Texas Tech...had a season-high four putouts on April 2 vs. San Diego State...drove in 12 runs and crossed the plate 13 times...posted a fielding percentage of .944 with 30 putouts, 38 assists, and four errors...had a hand in 11 of the Lobos' 48 double plays.

**2022 (SOPHOMORE, CSU BAKERSFIELD):** Made 15 appearances and two starts, contributing mainly as a pinch hit option off the CSUB bench...Finished 5-for-22 with a double and a pair of RBI...Walked three times, was hit twice for a .370 on-base percentage and scored four runs...Drove in a run with a pinch-hit single in the team's win at Fresno State...Plated the winning run with an RBI ground out in a 2-1 victory over Pacific...2-for-4 in series at UC Santa Barbara.

**2021 (FRESHMAN, CSU BAKERSFIELD):** Made two appearances and one start during freshman campaign...Made first-career start at Santa Clara on Mar. 7.

**PULLMAN HS (CLASS OF 2019):** Named team and Great Northern League MVP as a senior...Led team to league championships in 2018 and 2019...Earned All-State accolades in 2019...Also competed in football and basketball...Named League MVP and earned All-State selection in football during senior season.

2024 GAME-BY-GAME

Date	Opponent	Pos	AB	R	H	RBI	2B	3B	HR	BB	SB	CS	HBP	SAC	SF	GDP	K	PO	A	E	Avg
Feb 16	vs Oregon State	ph	0	0	0	0	0	0	0	1	0	0	0	0	0	0	0	0	0	0	.000
Feb 17	vs CSU Bakersfield	*of	3	0	1	0	0	0	0	0	0	0	0	0	0	0	1	2	0	0	.333
Feb 18	vs Minnesota	*2b	4	0	0	0	0	0	0	0	0	0	0	0	0	0	0	1	2	0	.143
Feb 19	vs CSU Bakersfield	pr/2b	3	2	1	2	0	0	0	0	0	0	0	0	0	0	0	1	1	0	.200
Feb 22	SOUTH DAKOTA STA	*2b	3	2	1	0	0	0	0	1	0	0	0	0	0	0	1	1	2	0	.231
Feb 23	SOUTH DAKOTA STA	2b	1	0	1	1	1	0	0	0	0	0	0	0	0	0	0	0	0	0	.286
Feb 24	SOUTH DAKOTA STA	*2b	3	1	2	1	0	0	0	1	0	0	0	0	1	0	0	2	4	0	.353
Feb 24	SOUTH DAKOTA STA	*2b	3	1	2	3	0	0	0	2	0	0	0	0	0	0	1	2	1	0	.400
Mar 01	HOFSTRA	*2b	6	1	2	1	1	0	0	0	0	0	0	0	0	0	1	2	5	1	.385
Mar 02	HOFSTRA-1	*2b	3	0	0	1	0	0	0	2	0	0	1	0	1	0	1	1	4	0	.345
Mar 02	HOFSTRA-2	*2b	3	0	0	0	0	0	0	0	0	0	0	0	0	0	3	0	1	1	.312
Mar 03	HOFSTRA	pr/2b	0	0	0	0	0	0	0	0	0	0	0	0	0	0	0	1	1	0	.312
Mar 05	TEXAS TECH	*2b	5	0	2	4	0	0	0	0	0	0	0	0	0	0	0	4	2	0	.324
Totals		9gs	37	7	12	13	2	0	0	7	0	0	1	0	2	0	9	18	23	2	.324

CAREER SUMMARY

Year	avg	gp-gs	ab	r	h	2b	3b	hr	rbi	tb	slg%	bb	hbp	so	gdp	ob%	sf	sh	sb-att	po	a	e	fld%
2020*	.000	2-1	6	0	0	0	0	0	0	0	.000	0	0	2	0	.000	0	0	0-0	1	1	1	.667
2021*	.227	15-2	22	4	5	1	0	0	2	6	.273	3	2	5	0	.370	0	0	0-0	2	0	0	1.000
2022*	.283	30-30	99	17	28	9	2	0	9	41	.414	10	2	16	2	.354	2	1	0-3	107	36	3	.979
2023	.268	35-10	56	13	15	4	0	2	12	25	.446	15	1	8	1	.425	1	0	0-0	30	38	4	.944
TOTAL	.268	35-10	56	13	15	4	0	2	12	25	.446	15	1	8	1	.425	1	0	0-0	30	38	4	.944
All*	.262	82-43	183	34	48	14	2	2	23	72	.393	28	5	31	3	.370	3	1	0-3	140	75	8	.964



## JOSH MCALISTER

INF • 6-2 • JR.  
Homewood, Ill. • Homewood HS

9

**2023 (SOPHOMORE, OHIO STATE):** Played in 36 games and started in 35 ... Batted .200 with 26 runs scored, 22 hits, four homeruns and 18 RBIs ... Went 8-for-9 in stolen bases ... Had a season-high three RBIs three times.

**2022 (FRESHMAN, OHIO STATE):** Played in 18 games during his freshman campaign, starting 11 of them at shortstop. Batted .257 with three doubles and nine runs scored across 35 at-bats, reaching base at a .447 clip ... In games he played from March 11 at West Virginia through April 1 against Nebraska, McAlister had a five-game hit streak ... On May 19 against Cincinnati, McAlister had two doubles and an RBI in the 5-3 win.

**COACH BROWN ON MCALISTER:** "Very athletic, good defensive player; has some juice in his bat and can hit doubles and home runs. He brings some experience at the Division I level coming in."

### 2024 GAME-BY-GAME

Date	Opponent	Pos	AB	R	H	RBI	2B	3B	HR	BB	SB	CS	HBP	SAC	SF	GDP	K	PO	A	E	Avg
Feb 16	vs Oregon State	*3b	4	1	2	1	0	0	0	0	0	0	0	0	0	0	1	0	1	0	.500
Feb 17	vs CSU Bakersfield	*3b	4	1	1	1	0	0	1	0	0	0	0	0	0	0	0	0	0	0	.375
Feb 18	vs Minnesota	*3b/ss	3	0	0	0	0	0	0	1	0	0	0	0	0	0	2	0	3	0	.273
Feb 19	vs CSU Bakersfield	*3b	3	1	1	0	0	0	0	1	2	0	0	0	0	0	1	0	2	0	.286
Feb 22	SOUTH DAKOTA STA	*3b	5	0	1	0	0	0	0	0	0	0	0	0	0	0	2	0	1	0	.263
Feb 23	SOUTH DAKOTA STA	*3b	5	1	1	0	0	0	0	1	0	0	0	0	0	0	0	1	2	1	.250
Feb 24	SOUTH DAKOTA STA	*3b	4	1	2	1	0	0	0	0	1	0	0	1	0	0	0	1	2	0	.286
Feb 24	SOUTH DAKOTA STA	*3b	3	1	0	0	0	0	0	0	0	0	1	0	0	1	0	0	0	0	.258
Mar 01	HOFSTRA	*3b	3	1	0	0	0	0	0	1	0	0	0	0	0	0	1	0	0	0	.235
Mar 02	HOFSTRA-1	*3b	7	1	3	4	1	1	0	0	0	0	0	0	0	0	3	1	1	0	.268
Mar 02	HOFSTRA-2	3b	0	0	0	0	0	0	0	0	0	0	0	0	0	0	0	0	0	0	.268
Mar 03	HOFSTRA	*3b	3	1	2	0	1	0	0	1	0	0	0	0	0	0	0	1	0	0	.295
Totals		11gs	44	9	13	7	2	1	1	5	3	0	1	1	0	1	10	3	13	1	.295

### CAREER SUMMARY

Year	avg	gp-gs	ab	r	h	2b	3b	hr	rbi	tb	slg%	bb	hbp	so	gdp	ob%	sf	sh	sb-att	po	a	e	fld%
2022	.257	18-11	35	9	9	3	0	0	2	12	.343	8	4	11	1	.447	0	1	0-0	12	15	7	.794
2023	.200	36-35	110	26	22	1	2	4	18	39	.355	25	4	32	0	.364	1	2	8-9	63	83	7	.954
TOTAL	.214	54-46	145	35	31	4	2	4	20	51	.352	33	8	43	1	.385	1	3	8-9	75	98	14	.925



## AUSTIN MUNGUIA

C • 5-10 • JR.  
Round Rock, Texas • Round Rock HS

10

**2023 (SOPHOMORE, CISCO COLLEGE):** Hit .396 on the season as a sophomore, finishing the season with 44 hits, six doubles, two triples, four homers and 34 RBI while drawing 13 walks and stealing three bases.

**2022 (FRESHMAN, NAVARRO COLLEGE):** Played in five games, finishing the season with four hits and an RBI for a .286 batting average.

### 2024 GAME-BY-GAME

Date	Opponent	Pos	AB	R	H	RBI	2B	3B	HR	BB	SB	CS	HBP	SAC	SF	GDP	K	PO	A	E	Avg
Feb 18	vs Minnesota	pr/c	0	0	0	0	0	0	0	0	0	0	0	0	0	0	0	2	0	0	.000
Totals		0gs	0	0	0	0	0	0	0	0	0	0	0	0	0	0	0	2	0	0	.000

On base pct. .000 • Slugging pct. .000



# SEAN STEPHENS

OF • 5-11 • SR.  
Forney, Texas • Forney HS



**2023 (JUNIOR):** In second season with the Lobos played in 37 games and made 10 starts primarily in center field...batted .349 in 63 at-bats with five doubles, one triple, and one home run...reached base at a clip of .388 and slugged .508...stole four bases in six attempts...committed just one error in 43 chances for a fielding percentage of .977...scored 11 runs and drove in eight...had a season-high three hits on April 25 at Arizona and April 29 vs. Fresno State...sent the Lobos home victorious with a walk-off single on Feb. 20 against Minnesota...had a season-high five putouts on April 25 at Arizona and May 19 at San Diego State.

**2022 (SOPHOMORE):** In first season with the Lobos saw action in 37 games primarily as the right fielder...led the team with six stolen bases...had four doubles and three home runs...drove in 14 runs...batted .277 and scored 31 runs...had a season-high five hits and four RBIs on May 7 at Nevada...academic all-conference selection.

**2021 (FRESHMAN, ODESSA COLLEGE):** Played in 42 games in second season...posted a slash line of .349/.433/.530...racked up eight doubles, two triples, and five home runs...drove in 33 runs...led the team with 15 stolen bases...ranked third on the team with 42 runs scored...had a season-high five RBIs on April 27 against Midland.

**2020 (COVID FRESHMAN, ODESSA COLLEGE):** In his debut collegiate season played in 22 games before the coronavirus pandemic canceled the campaign...batted .414 with three doubles, three triples, and one home run...ranked third on the team with 20 RBIs and 25 runs scored...stole seven bases...put together an OPS of 1.052...picked up first collegiate hit in first game on Feb. 1 against Cisco College...hit first collegiate home run on Feb. 8 against Western Oklahoma State.

**FORNEY HS (CLASS OF 2019):** As a senior in 2019 batted .420 while striking out just seven times in 117 plate appearances...helped the team to a runner-up finish at the state tournament in 2018...collected 42 stolen bases in prep career...also competed in football, where he was a first team all-district running back...member of the National Honor Society and was in the top-10 percent of his school academically.

## 2024 GAME-BY-GAME

Date	Opponent	Pos	AB	R	H	RBI	2B	3B	HR	BB	SB	CS	HBP	SAC	SF	GDP	K	PO	A	E	Avg
Feb 16	vs Oregon State	*of	4	1	2	0	0	0	0	0	0	0	0	0	0	0	0	1	0	0	.500
Feb 17	vs CSU Bakersfield	*of	4	0	0	0	0	0	0	0	0	0	0	0	0	0	0	2	0	0	.250
Feb 19	vs CSU Bakersfield	*of	3	0	1	0	0	0	0	2	0	0	0	0	0	0	0	4	0	0	.273
Feb 22	SOUTH DAKOTA STA	*of	3	0	1	2	0	1	0	1	0	0	0	0	0	0	1	0	0	0	.286
Feb 23	SOUTH DAKOTA STA	*of	3	2	3	0	1	1	0	2	1	0	0	0	0	0	0	3	0	0	.412
Feb 24	SOUTH DAKOTA STA	*of	3	0	0	0	0	0	0	1	0	0	0	0	0	0	0	1	0	0	.350
Feb 24	SOUTH DAKOTA STA	*of	4	0	2	2	0	0	0	0	1	1	0	0	0	1	0	1	0	0	.375
Mar 01	HOFSTRA	*of	4	1	3	2	0	0	0	1	3	0	0	0	0	0	0	3	0	0	.429
Mar 02	HOFSTRA-1	*of	3	2	1	0	0	0	0	2	0	0	1	0	0	0	0	4	0	0	.419
Mar 02	HOFSTRA-2	*of	4	1	2	0	0	0	0	0	0	0	0	0	0	0	2	1	0	0	.429
Mar 03	HOFSTRA	*of	5	2	2	0	0	0	0	0	1	1	0	0	0	0	0	2	0	0	.425
Mar 05	TEXAS TECH	*of	5	1	2	2	0	0	0	1	2	0	0	0	0	0	1	3	0	0	.422
Totals		12gs	45	10	19	8	1	2	0	10	8	2	1	0	0	1	4	25	0	0	.422

## CAREER SUMMARY

Year	avg	gp-gs	ab	r	h	2b	3b	hr	rbi	tb	slg%	bb	hbp	so	gdp	ob%	sf	sh	sb-att	po	a	e	fld%
2020*	.414	22-22	70	25	29	3	3	1	20	41	.586	8	2	8	0	.476	2	0	7-8	27	0	1	.964
2021*	.349	42-42	149	42	52	8	2	5	33	79	.530	17	5	22	0	.433	0	0	15-18	82	43	8	.940
2022	.277	37-25	112	31	31	4	0	3	14	44	.393	14	2	30	0	.364	1	1	6-7	62	1	2	.969
2023	.349	37-10	63	11	22	5	1	1	8	32	.508	3	1	11	0	.388	0	0	4-6	41	1	1	.977
TOTAL	.303	74-35	175	42	53	9	1	4	22	76	.434	17	3	41	0	.372	1	1	10-13	103	2	3	.972
All*	.340	138-99	394	109	134	20	6	10	75	196	.497	42	10	71	0	.414	3	1	32-39	212	45	12	.955





## WILL ASBY

OF • 5-11 • SR.  
Sacramento, Calif. • Jesuit HS

12

**2023 (JUNIOR, SAN FRANCISCO):** Played in 41 games and started 38 ... batted .263 on the season with 40 hits, 10 doubles, a triple and seven homers while driving in 26 RBI ... Posted a .982 fielding percentage in the outfield.

**2022 (SOPHOMORE, SACRAMENTO CITY COLLEGE):** Appeared in 34 games, batting .316 on the season ... Posted a slash line of .316/.401/.470 with 4 home runs and a team-high 26 RBI to go along with 20 runs scored, 15 walks and two stolen bases.

**2021 (FRESHMAN, SACRAMENTO CITY COLLEGE):** Played in 11 games in his first collegiate season, driving in five runs on three hits.

### 2024 GAME-BY-GAME

Date	Opponent	Pos	AB	R	H	RBI	2B	3B	HR	BB	SB	CS	HBP	SAC	SF	GDP	K	PO	A	E	Avg
Feb 16	vs Oregon State	ph	1	0	0	0	0	0	0	0	0	0	0	0	0	0	0	0	0	0	.000
Feb 17	vs CSU Bakersfield	*of	3	2	3	3	0	0	2	0	0	0	0	0	0	0	0	3	0	0	.750
Feb 18	vs Minnesota	*of	2	0	0	0	0	0	0	2	0	0	0	0	0	0	0	2	0	0	.500
Feb 19	vs CSU Bakersfield	*of	4	0	1	1	0	0	0	0	0	0	0	0	0	0	1	1	0	0	.400
Feb 22	SOUTH DAKOTA STA	*dh	5	0	0	0	0	0	0	0	0	0	0	0	0	0	1	0	0	0	.267
Feb 23	SOUTH DAKOTA STA	*of	4	0	1	0	0	0	0	2	0	0	0	0	0	0	0	2	0	0	.263
Feb 24	SOUTH DAKOTA STA	ph	1	0	1	1	0	0	0	0	0	0	0	0	0	0	0	0	0	0	.300
Feb 24	SOUTH DAKOTA STA	*of	3	2	2	4	1	0	1	2	0	0	0	0	0	0	0	1	0	0	.348
Mar 01	HOFSTRA	*of	5	1	1	2	0	0	1	1	0	0	0	0	0	0	1	0	0	0	.321
Mar 02	HOFSTRA-1	*of	4	2	0	1	0	0	0	1	0	0	1	0	0	0	0	3	0	0	.281
Mar 02	HOFSTRA-2	*of	4	4	4	0	2	0	0	0	0	0	0	0	0	0	0	0	0	0	.361
Mar 03	HOFSTRA	*of	4	0	0	2	0	0	0	0	0	0	0	0	1	0	0	2	0	0	.325
Mar 05	TEXAS TECH	*dh	4	0	1	0	1	0	0	0	0	0	1	0	0	0	0	0	0	0	.318
Totals		11gs	44	11	14	14	4	0	4	8	0	0	2	0	1	0	3	14	0	0	.318

### CAREER SUMMARY (SAN FRANCISCO 2023)

	AVG	GP	GS	AB	R	H	2B	3B	HR	RBI	SLG%	BB	HBP	SO	GDP	OB%	SF	SH	SB
2023	.263	41	38	152	20	40	10	1	7	26	.480	16	3	33	7	.341	2	0	2



## BRETT RUSSELL

RHP • 6-0 • SR.  
Enid, Okla. • Enid HS

13

**2023 (JUNIOR):** Voted team captain by players...in second season with Lobos pitched in five games out of the bullpen...totaled 5 2/3 innings pitched...struck out seven hitters...threw a season-high 2 1/3 innings on Feb. 19 vs. Oregon State...threw one shutout inning at Grand Canyon on March 14...had a season-high three strikeouts on April 8 vs. San Jose State.

**2022 (SOPHOMORE):** In first season on the Lobo staff pitched in 15 games and led the team with 14 starts...ranked second on the team with 59 innings pitched and 46 strikeouts...earned first win as a Lobo on March 26 at Air Force...had a season-high eight strikeouts on March 5 at San Jose State...academic all-conference selection...named a Mountain West Scholar Athlete.

**2021 (FRESHMAN, SEMINOLE STATE COLLEGE):** Pitched in 14 games, making 11 starts and picking up five wins in second collegiate season...logged 55 innings while striking out 77 for an average of 12.6 strikeouts per game...reached double-figure strikeouts on two occasions, including a season-high 13 strikeouts on March 11 against Northeastern Oklahoma A&M...threw a season-high 6 2/3 innings on April 1 against Connors State College...NJCAA Academic All-American for the second straight season.

**2020 (COVID FRESHMAN, SEMINOLE STATE COLLEGE):** Pitched in seven games during the coronavirus-shortened 2020 season...made six starts and collected three wins...struck out 46 hitters in 29 innings, for a strikeout-per-game rate of 14.28...named an NJCAA Academic All-American.

**ENID HS (CLASS OF 2019):** Helped his team to the 2018 Class 6A district championship...graduated in the spring of 2019.

### 2024 GAME-BY-GAME

Date	Opponent	GS	IP	H	R	ER	BB	SO	2B	3B	HR	WP	BK	HBP	IBB	Score	W-L	Sv	ERA	NP
Feb 22	SOUTH DAKOTA STA		5.0	2	4	2	0	8	1	0	0	1	0	1	0	5-11	0-0	0	3.60	74
Mar 02	HOFSTRA-2	*	5.0	8	7	7	3	3	3	0	1	0	0	0	0	11-7	1-0	0	8.10	96
Totals		1	10.0	10	11	9	3	11	4	0	1	1	0	1	0	16-18	1-0	0	8.10	-

### CAREER SUMMARY

Year	era	w-l	app	gs	cq	sho	sv	ip	h	r	er	bb	so	2b	3b	hr	bf	bavg	wp	hbp	bk	sfa	sha
2020*	3.41	3-0	7	6	0	0/0	0	29.0	19	13	11	20	46	1	0	1	0	.213	2	1	2	0	0
2021*	6.38	5-5	14	11	0	0/0	0	55.0	50	59	39	34	77	0	0	7	0	.287	6	8	1	0	0
2022	8.69	1-6	15	14	0	0/0	0	59.0	107	69	57	29	46	25	2	9	317	.386	9	6	1	2	3
2023	17.47	0-1	5	0	0	0/0	0	5.2	16	12	11	4	7	3	1	3	37	.500	0	0	0	1	0
TOTAL	9.46	1-7	20	14	0	0/0	0	64.2	123	81	68	33	53	28	3	12	354	.398	9	6	1	3	3
All*	7.14	9-12	41	31	0	0/0	0	148.2	192	153	118	87	176	29	3	20	354	.336	17	15	4	3	3





## AKILI CARRIS

INF • 6-2 • SO.  
Albuquerque, N.M. • La Cueva HS

14

**2023 (FRESHMAN):** In debut collegiate season saw action in eight games coming off the bench...picked up first collegiate hit in career debut on Feb. 24 vs. Northern Colorado...went 1-for-7 on the season...scored a pair of runs...made a season-high four defensive plays on Feb. 24 vs. Northern Colorado.. Represented Greece at the Euro Baseball Championships in fall of '23.  
**LA CUEVA HS (CLASS OF 2022):** Helped team to a state championship in 2021...two-time first-team all-state and all-district shortstop...two-time Albuquerque Metro Player of the Year...named the 2022 district player of the year...two-time first-team all-academic...as a senior in 2022 hit .495 with seven home runs, 15 doubles, and 38 RBIs...reached base at a clip of .564...as a junior in 2021 hit .456 with 10 doubles, 34 RBIs, and a .512 on-base percentage...named the La Cueva male science student of the year in 2022...also competed for the Albuquerque Baseball Academy.

### 2024 GAME-BY-GAME

Date	Opponent	Pos	AB	R	H	RBI	2B	3B	HR	BB	SB	CS	HBP	SAC	SF	GDP	K	PO	A	E	Avg
Mar 05	TEXAS TECH	*3b	5	1	1	1	1	0	0	0	0	0	0	0	0	0	3	0	1	0	.200
Totals		1gs	5	1	1	1	1	0	0	0	0	0	0	0	0	0	3	0	1	0	.200

### CAREER SUMMARY

Year	avg	gp-gs	ab	r	h	2b	3b	hr	rbi	tb	slg%	bb	hbp	so	gdp	ob%	sf	sh	sb-att	po	a	e	fld%
2023	.143	8-0	7	2	1	0	0	0	0	1	.143	0	1	2	0	.250	0	0	0-0	2	4	1	.857
TOTAL	.143	8-0	7	2	1	0	0	0	0	1	.143	0	1	2	0	.250	0	0	0-0	2	4	1	.857



## KHALIL WALKER

OF • 5-10 • JR.  
Mansfield, Texas • Timberview HS

**2022-23 (FRESHMAN/SOPHOMORE, EASTERN ARIZONA COLLEGE):** First Team All ACCAC 2022 & 2023. Second Team NJCAA All Region 2022 & 2023. Arizona NJCAA Gold Glove 2022 & 2023.  
**MANSFIELD TIMBERVIEW HS (CLASS OF 2021):** District 5-5A Offensive MVP following 2021 season... graduated that spring.

15

### 2024 GAME-BY-GAME

Date	Opponent	Pos	AB	R	H	RBI	2B	3B	HR	BB	SB	CS	HBP	SAC	SF	GDP	K	PO	A	E	Avg
Feb 16	vs Oregon State	*of	2	1	0	0	0	0	0	3	0	1	0	0	0	0	0	1	0	0	.000
Feb 17	vs CSU Bakersfield	of	0	0	0	0	0	0	0	0	0	0	0	0	0	0	0	2	0	0	.000
Feb 18	vs Minnesota	*of	4	1	1	0	1	0	0	1	0	0	0	0	0	0	2	0	0	0	.167
Feb 19	vs CSU Bakersfield	of	1	0	0	0	0	0	0	0	0	0	0	0	0	0	1	0	0	0	.143
Feb 22	SOUTH DAKOTA STA	*of	4	0	1	1	0	0	0	1	0	0	0	0	0	0	2	3	0	0	.182
Feb 23	SOUTH DAKOTA STA	*of	4	3	2	1	0	0	0	2	0	0	0	0	0	0	0	1	0	0	.267
Feb 24	SOUTH DAKOTA STA	*of	4	1	1	0	0	0	0	1	0	0	0	0	0	0	0	3	0	0	.263
Mar 01	HOFSTRA	*of	5	1	2	2	0	0	0	0	0	0	0	0	0	0	0	2	0	0	.292
Mar 02	HOFSTRA-1	*of	4	2	1	0	0	0	0	2	0	1	0	0	0	0	1	4	0	1	.286
Mar 05	TEXAS TECH	*of	3	2	1	1	0	0	0	2	0	0	0	0	0	0	0	5	0	0	.290
Totals		8gs	31	11	9	5	1	0	0	12	0	2	0	0	0	0	6	21	0	1	.290



## CRISTIAN MOGEN

INF/RHP • 6-0 • FR.  
Peoria, Ariz. • Centennial HS

17

**CENTENNIAL HS (CLASS OF 2023):** 1st Team All-Region, 1st Team All-State ... Led a 22-win Centennial team with .462 batting average, 40 runs scored, 37 hits, 30 RBI to go with a 7-2 record and 1.52 ERA on the mound.

### 2024 GAME-BY-GAME

Date	Opponent	GS	IP	H	R	ER	BB	SO	2B	3B	HR	WP	BK	HBP	IBB	Score	W-L	Sv	ERA	NP
Feb 19	vs CSU Bakersfield		2.0	2	0	0	0	0	1	0	0	0	0	0	0	6-2	1-0	0	0.00	26
Totals		0	2.0	2	0	0	0	0	1	0	0	0	0	0	0	6-2	1-0	0	0.00	-



## JAKE HOLLAND

C • 6-4 • SR.  
Orlando, Fla. • Montverde Academy

18

**2023 (JUNIOR):** In first season with the Lobos earned mention on the Buster Posey National Collegiate Catcher of the Year Award watch list...started 34 games and played in 41 behind the plate...ranked third on the team and fifth in the conference with 12 home runs...ranked third on the team and fifth in the conference with a slugging percentage of .633...reached base at a clip of .371...hit a walk-off home run on March 28 vs. Texas Tech...hit two home runs on March 3 vs. St. Bonaventure and again on April 23 at Air Force...added seven doubles and a triple among 50 hits...totaled 39 RBIs and 29 runs scored...batted .333 on the season...defensively committed just two errors in 245 chances for a fielding percentage of .992...had a season-high three hits on four occasions...had a season-high five RBIs and nine total bases on March 3 vs. St. Bonaventure...had a season-high 13 putouts on Feb. 17 vs. Oregon State...had a season-high three assists on April 30 vs. Fresno State.

**2022 (SOPHOMORE, CHIPOLA COLLEGE):** As a sophomore played in 32 games primarily as a catcher...tallied six home runs and 17 RBIs...slashed .221/.257/.442...posted a .976 fielding percentage in 208 chances...drove in a season-high five runs on Jan. 28 against College of Central Florida.

**2021 (FRESHMAN, GEORGIA TECH):** Played in 15 games, making eight starts in second season in the program...had one home run and six RBIs in 38 at-bats...hit first collegiate home run on Feb. 19 against Eastern Kentucky...had a season-high two hits on Feb. 28 at NC State...committed just two errors in 47 defensive chances.

**2020 (COVID FRESHMAN, GEORGIA TECH):** Appeared in 15 games, making 14 starts at catcher in the shortened 2020 season ... Finished with six hits, three doubles and three RBI on the year ... Drew three walks ... Recorded a .978 fielding percentage behind the dish ... Caught four would-be base thieves ... Finished the year hitting .158 ... Was a part of the first all-freshmen Opening Day battery in Georgia Tech history on Feb. 14 against St. Peter's with Zach Maxwell ... Had two crucial hits, including a double, in the come-from-behind win at Georgia Southern (Feb. 18) ... Recorded a hit and a walk against then-No. 4 Georgia (Feb. 28) ... Also recorded an RBI single against then-No. 14 Auburn (March 10) to close the season...ACC academic honor roll selection.

### 2024 GAME-BY-GAME

Date	Opponent	Pos	AB	R	H	RBI	2B	3B	HR	BB	SB	CS	HBP	SAC	SF	GDP	K	PO	A	E	Avg
Feb 16	vs Oregon State	*c	4	2	2	1	1	0	1	0	0	0	0	0	0	0	0	9	1	0	.500
Feb 18	vs Minnesota	*c	4	0	1	1	1	0	0	0	0	0	0	0	0	0	2	6	0	0	.375
Feb 19	vs CSU Bakersfield	*dh	2	0	0	0	0	0	0	0	1	0	0	0	0	0	1	0	0	0	.300
Feb 22	SOUTH DAKOTA STA	*c	4	0	1	1	1	0	0	0	0	0	0	0	1	0	0	14	0	0	.286
Feb 24	SOUTH DAKOTA STA	*c	4	1	1	0	0	0	0	0	0	0	1	0	0	1	0	9	0	0	.278
Mar 01	HOFSTRA	*c	4	0	0	1	0	0	0	0	0	0	0	0	1	0	2	9	1	0	.227
Mar 02	HOFSTRA-2	*c	4	2	2	5	0	0	2	0	0	0	0	0	0	0	1	7	2	1	.269
Mar 03	HOFSTRA	*c	4	1	2	2	0	0	1	0	0	0	0	0	0	0	1	7	1	0	.300
Mar 05	TEXAS TECH	ph	1	0	0	0	0	0	0	0	0	0	0	0	0	0	0	0	0	0	.290
Totals		8gs	31	6	9	11	3	0	4	1	0	0	1	0	2	2	7	61	5	1	.290

### CAREER SUMMARY

Year	avg	gp-gs	ab	r	h	2b	3b	hr	rbi	tb	slg%	bb	hbp	so	gdp	ob%	sf	sh	sb-att	po	a	e	fld%
2020*	.158	15-14	38	2	6	3	0	0	3	9	.237	3	1	19	1	.233	1	0	0-0	125	6	3	.978
2021*	.158	15-8	38	4	6	1	1	1	6	12	.316	4	0	17	1	.238	0	0	0-0	47	4	2	.962
2022*	.221	32-32	95	14	21	3	0	6	17	42	.442	5	0	35	3	.257	1	1	0-0	201	2	5	.976
2023	.333	41-34	150	29	50	7	1	12	39	95	.633	8	1	32	1	.371	0	0	0-0	218	25	2	.992
TOTAL	.333	41-34	150	29	50	7	1	12	39	95	.633	8	1	32	1	.371	0	0	0-0	218	25	2	.992
All*	.259	103-88	321	49	83	14	2	19	65	158	.492	20	2	103	6	.304	2	1	0-0	591	37	12	.981



## JUSTIN STILL

LHP • 6-3 • JR.  
Chandler, Ariz. • Perry HS

# 19

**2023 (SOPHOMORE):** In second season with the Lobos pitched in 17 games out of the bullpen...posted an ERA of 5.91 across 21 1/3 innings pitched...totalled 20 strikeouts and limited the opposition to a batting average of .268...posted a scoreless inning streak of 7.0 from season debut on Feb. 20-March 28, a span of six consecutive scoreless outings...had a season-high five strikeouts in final outing of the year on May 13 vs. Nevada...allowed no runs in 10 of 17 appearances overall...threw a season-high 42 pitches on Feb. 20 vs. Minnesota...threw a season-high 2 1/3 innings on April 12 vs. CSU Pueblo.

**2022 (FRESHMAN):** As a true freshman saw action in 13 games and made five starts on the hill...totalled 30 innings and had 33 strikeouts against 18 walks...earned first collegiate win on March 19 at Wichita State...had a season-high six strikeouts on May 15 at California...academic all-conference selection...named a Mountain West Scholar Athlete.

**PERRY HS (CLASS OF 2021):** Two-time pitcher of the year – in 2019 and 2021...as a senior totalled 47 strikeouts on the season...broke his school record for strikeouts-per-9 innings.

### 2024 GAME-BY-GAME

Date	Opponent	Pos	AB	R	H	RBI	2B	3B	HR	BB	SB	CS	HBP	SAC	SF	GDP	K	PO	A	E	Avg
Feb 16	vs Oregon State	*c	4	2	2	1	1	0	1	0	0	0	0	0	0	0	0	9	1	0	.500
Feb 18	vs Minnesota	*c	4	0	1	1	1	0	0	0	0	0	0	0	0	0	2	6	0	0	.375
Feb 19	vs CSU Bakersfield	*dh	2	0	0	0	0	0	0	1	0	0	0	0	0	1	1	0	0	0	.300
Feb 22	SOUTH DAKOTA STA	*c	4	0	1	1	1	0	0	0	0	0	0	0	1	0	0	14	0	0	.286
Feb 24	SOUTH DAKOTA STA	*c	4	1	1	0	0	0	0	0	0	0	1	0	0	1	0	9	0	0	.278
Mar 01	HOFSTRA	*c	4	0	0	1	0	0	0	0	0	0	0	0	1	0	2	9	1	0	.227
Mar 02	HOFSTRA-2	*c	4	2	2	5	0	0	2	0	0	0	0	0	0	0	1	7	2	1	.269
Mar 03	HOFSTRA	*c	4	1	2	2	0	0	1	0	0	0	0	0	0	0	1	7	1	0	.300
Mar 05	TEXAS TECH	ph	1	0	0	0	0	0	0	0	0	0	0	0	0	0	0	0	0	0	.290
Totals		8gs	31	6	9	11	3	0	4	1	0	0	1	0	2	2	7	61	5	1	.290

### CAREER SUMMARY

Year	era	w-l	app	gs	cq	sho	sv	ip	h	r	er	bb	so	2b	3b	hr	bf	bavg	wp	hbp	bk	sfa	sha
2022	10.20	1-4	13	5	0	0/0	0	30.0	48	40	34	18	33	10	2	10	163	.361	7	9	0	0	3
2023	5.91	0-1	17	0	0	0/1	0	21.1	22	14	14	16	20	5	1	1	105	.268	1	4	0	1	2
TOTAL	8.42	1-5	30	5	0	0/1	0	51.1	70	54	48	34	53	15	3	11	268	.326	8	13	0	1	5



## LUKE BANISTER

C • 5-10 • JR.  
Round Rock, Texas • Hutto HS

# 20

**2023 (SOPHOMORE, CLEVELAND CC):** Had a breakout year at Cleveland College, batting .314 with twice as many RBI (18) as strikeouts (9) ... hit five doubles and three triples ...drew 12 walks.

**2022 (FRESHMAN, TEMPLE COLLEGE):** Appeared in 36 games in his first collegiate season, driving in four runs on nine hits with two doubles.

**2021 (FRESHMAN, BLINN COLLEGE):** Redshirted.

**HUTTO HS (CLASS OF 2020):** Three-year letter winner for Coach Jay Elmore at Hutto High School... Newcomer of the Year Sophomore year... First Team All-District Catcher Junior year... AP Scholar Senior year... helped team reach second round of playoffs Junior year... Ranked 16th best catcher in the state 123rd nationally on PerfectGame... played summer ball for MVP Baseball



## BEN BAKER-LIVINGSTON

RHP • 6-2 • JR.  
Richardson, Texas • Plano East HS

22

**2023 (SOPHOMORE):** In second season with the Lobos pitched in 10 games including four starts...totaled 24 innings...threw a season-high five innings on March 21 vs. New Mexico State, allowing one run on four hits...had a season-high three strikeouts on March 14 at Grand Canyon...had a career-high five assists on April 12 vs. CSU Pueblo.

**2022 (FRESHMAN):** Pitched in 12 games as a true freshman, earning a pair of starts...logged 22 2/3 innings with a 10.72 ERA...had 18 strikeouts against 11 walks...earned two wins on the season...earned first collegiate win on May 10 against New Mexico State, and had a season-high five strikeouts in the game...was twice named the Mountain West Freshman of the Week...threw a season-best five innings on May 17 against New Mexico State...had a pair of shutout performances on the season...allowed just one home run...named academic all-conference...named a Mountain West Scholar Athlete.

**PLANO EAST HS (CLASS OF 2021):** Graduated in the spring of 2021...three-time academic all-district selection...first-team all-district outfielder in 2021.

### 2024 GAME-BY-GAME

Date	Opponent	GS	IP	H	R	ER	BB	SO	2B	3B	HR	WP	BK	HBP	IBB	Score	W-L	Sv	ERA	NP
Feb 19	vs CSU Bakersfield	*	4.0	3	0	0	1	5	0	0	0	1	0	1	0	6-2	0-0	0	0.00	59
Feb 24	SOUTH DAKOTA STA	*	2.0	3	2	2	0	3	1	0	0	0	0	1	0	9-8	0-0	0	3.00	40
Totals		2	6.0	6	2	2	1	8	1	0	0	1	0	2	0	15-10	0-0	0	3.00	-

### CAREER SUMMARY

Year	era	w-l	app	gs	cq	sho	sv	ip	h	r	er	bb	so	2b	3b	hr	bf	bavg	wp	hbp	bk	sfa	sha
2022	10.72	2-1	12	2	0	0/0	0	22.2	41	27	27	11	18	6	5	1	120	.394	8	3	0	2	0
2023	8.62	0-4	10	4	0	0/0	0	24.0	40	24	23	10	10	12	0	1	122	.374	3	1	0	1	3
TOTAL	9.64	2-5	22	6	0	0/0	0	46.2	81	51	50	21	28	18	5	2	242	.384	11	4	0	3	3



## JAREN JACKSON

LHP • 6-3 • SR.  
Albuquerque, N.M. • Cleveland HS

23

**2023 (JUNIOR):** In debut season with the Lobos pitched in 12 games and made eight starts...ranked fourth on the team with 44 2/3 innings pitched...struck out 32 hitters against 12 walks...had a season-high six strikeouts in a five-inning shutout performance at New Mexico State on April 18...allowed three or fewer earned runs in 7 of 12 appearances including his last four outings of the season...earned first win as a Lobo on March 4 vs. St. Bonaventure...earned first collegiate save on April 29 vs. Fresno State...threw a season-high 101 pitches on May 14 vs. Nevada, across 6 2/3 shutout innings.

**2022 (SOPHOMORE, PIMA CC):** Second-team all-ACCAC pitcher...made 13 starts on the mound as a sophomore...earned six wins and tossed three complete games...logged 65 2/3 innings while striking out 58 to go against 22 free passes...notched a 2.88 ERA...had a season-high eight strikeouts on Feb. 19 against Community Christian.

**2021 (FRESHMAN, PIMA CC):** Made 12 starts in second collegiate season...earned seven victories...logged 65 1/3 innings, striking out 67 and walking just 22...threw a season-high seven innings on three occasions...had a season-high 10 strikeouts on Feb. 23 at Paradise Valley CC.

**2020 (COVID FRESHMAN, PIMA CC):** Made five starts during the coronavirus-shortened 2020 season...earned two wins and notched a 5.79 ERA...logged 23 1/3 innings...struck out 23 hitters while allowing just 10 walks...earned first collegiate win in first collegiate start, on Jan. 31

against Colorado Northwestern CC...had a season-high seven strikeouts in the victory.

**CLEVELAND HS (CLASS OF 2019):** First-team all-state pitcher as a senior in 2019...first-team all-state first baseman as a junior in 2018...also competed in football...graduated in the spring of 2019.

### 2024 GAME-BY-GAME

Date	Opponent	GS	IP	H	R	ER	BB	SO	2B	3B	HR	WP	BK	HBP	IBB	Score	W-L	Sv	ERA	NP
Feb 16	vs Oregon State	*	3.1	9	8	8	3	4	3	0	4	0	0	0	0	6-15	0-1	0	21.60	79
Feb 22	SOUTH DAKOTA STA	*	4.0	9	7	7	0	6	2	0	4	0	0	2	0	5-11	0-2	0	18.41	79
Mar 02	HOFSTRA-1		3.0	4	4	3	4	2	1	0	0	0	0	1	0	15-16	0-3	0	15.68	87
Totals		2	10.1	22	19	18	7	12	6	0	8	0	0	3	0	26-42	0-3	0	15.68	-

### CAREER SUMMARY

Year	era	w-l	app	gs	cq	sho	sv	ip	h	r	er	bb	so	2b	3b	hr	bf	bavg	wp	hbp	bk	sfa	sha
2020*	5.79	2-1	5	5	0	0/0	0	23.1	25	18	15	10	23	0	0	0	99.000	2	3	0	0	0	0
2021*	6.20	7-2	12	12	0	0/0	0	65.1	76	55	45	22	67	0	0	5	0 99.000	4	2	0	0	0	0
2022*	2.88	6-2	13	13	3	2/0	0	65.2	61	29	21	22	58	0	0	0	0 99.000	2	3	0	0	0	0
2023	7.46	3-2	12	8	0	0/1	1	44.2	61	38	37	12	32	17	4	2	210	.318	1	3	0	2	1
TOTAL	7.46	3-2	12	8	0	0/1	1	44.2	61	38	37	12	32	17	4	2	210	.318	1	3	0	2	1
All*	5.34	18-7	42	38	3	2/1	1	199.0	223	140	118	66	180	17	4	7	210	1.161	9	11	0	2	1





## KYLE SMITH

C • 6-0 • SR.

Wilmington, N.C. • New Hanover HS

24

**2023 (JUNIOR):** In second season with the Lobos played in 28 games while making 20 starts behind the plate...batted .271 in 70 at-bats...had three doubles, three triples, and five home runs on the way to a slugging percentage of .508...reached base at a clip of .388...totaled 13 RBIs and 17 runs scored...drew 16 walks and led the team with 10 hit by pitch against just 17 strikeouts...stole two bases in two attempts...posted a perfect 1.000 fielding percentage in 130 chances behind the plate...had a season-high three hits on April 23 at Air Force...had five multi-RBI games...had a season-high eight total bases on April 23 at Air Force...had a season-high nine putouts on two occasions...had a season-high two assists on five occasions...reached base in 18 consecutive games from Feb. 24-May 6...had a seven-game hitting streak...named a CSC academic all-district selection.

**2022 (SOPHOMORE):** In first season with the Lobos hit .286 with three home runs and 18 RBIs...suited up in 32 games and logged 63 at-bats...added three doubles and two triples for a slugging percentage of .540...had a season-high four hits and six RBIs on April 24 at UNLV...academic all-conference selection...named a Mountain West Scholar Athlete.

**2021 (FRESHMAN, ST. JOHNS RIVER STATE COLLEGE):** In second collegiate season played 49 games and hit .294 with four home runs and 28 RBIs...ranked second on the team with 15 doubles...was a perfect 4-for-4 in stolen base attempts...posted an OPS of .887...ranked second on the team with 36 runs scored...posted a .980 fielding percentage in a team-high 306 chances...had a season-high four RBIs on April 9 against Florida State College at Jacksonville.

**NEW HANOVER HS (CLASS OF 2019):** Helped team to back-to-back state championships in 2018 and 2019...graduated in the top-10 percent of his class in the spring of 2019...committed more than 80 volunteer hours.

### 2024 GAME-BY-GAME

Date	Opponent	Pos	AB	R	H	RBI	2B	3B	HR	BB	SB	CS	HBP	SAC	SF	GDP	K	PO	A	E	Avg
Feb 16	vs Oregon State	ph	1	0	1	0	0	0	0	0	0	0	0	0	0	0	0	0	0	0	1.000
Feb 17	vs CSU Bakersfield	*c	3	1	0	0	0	0	0	0	0	0	0	1	0	0	2	4	0	0	.250
Feb 19	vs CSU Bakersfield	*c	5	0	1	1	0	0	0	0	0	1	0	0	0	1	1	10	0	0	.222
Feb 23	SOUTH DAKOTA STA	*c	4	2	2	1	1	0	0	2	0	0	0	0	0	0	1	9	0	1	.308
Feb 24	SOUTH DAKOTA STA	*c	2	2	1	0	1	0	0	1	0	0	1	0	0	0	0	8	0	0	.333
Mar 01	HOFSTRA	ph	1	0	0	0	0	0	0	0	0	0	0	0	0	0	1	0	0	0	.312
Mar 02	HOFSTRA-1	*c	5	3	4	7	2	0	1	2	0	0	0	0	0	0	1	7	0	0	.429
Mar 05	TEXAS TECH	*c	5	0	0	0	0	0	0	0	0	0	0	0	0	0	0	3	1	0	.346
Totals		6gs	26	8	9	9	4	0	1	5	0	1	2	0	0	1	6	41	1	1	.346

### CAREER SUMMARY

Year	avg	gp-gs	ab	r	h	2b	3b	hr	rbi	tb	slg%	bb	hbp	so	gdp	ob%	sf	sh	sb-att	po	a	e	fld%
2021*	.294	49-49	170	36	50	15	2	4	28	81	.476	16	19	41	1	.411	2	0	4-4	289	11	6	.980
2022	.286	32-10	63	10	18	3	2	3	18	34	.540	6	0	11	0	.348	0	0	0-0	39	2	1	.976
2023	.271	28-20	70	17	19	3	3	5	13	43	.614	16	10	17	0	.469	0	0	2-2	112	18	0	1.000
TOTAL	.278	60-30	133	27	37	6	5	8	31	77	.579	22	10	28	0	.418	0	0	2-2	151	20	1	.994
All*	.287	109-79	303	63	87	21	7	12	59	158	.521	38	29	69	1	.414	2	0	6-6	440	31	7	.985



## LUKE WISEMAN

RHP • 6-0 • JR.

Wylie, Texas • Wylie HS

25

**2022-23 (FRESHMAN/SOPHOMORE, ODESSA COLLEGE):** Named to 2023 WJCAC All-Conference and All-Academic teams for Odessa College ... Made 21 appearances with one start in the 2023 season for a total of 37.1 IP ... Struck out 53 in that span while picking up one win and one save ... Finished the season with a 3.71 ERA.

**WYLIE HS (CLASS OF 2021):** 2021 District 9-6A MVP, 0.71 ERA in Senior year of highschool.





## LUKE MANSY

INF/OF • 5-10 • SO.  
San Diego, Calif. • St. Augustine

# 26

**2023 (FRESHMAN, GROSSMONT COLLEGE):** Appeared in 43 games for Grossmont in 2023, batting .297 on the season while racking up 31 RBI ... Finished the season with almost twice as many walks (30) as K's (16) ... Hit nine doubles, two triples and three homers, getting on base at a .415 clip.

**2022 (REDSHIRT FRESHMAN, SANTA CLARA):** Did not play.

**ST. AUGUSTINE HS (CLASS OF 2021):** A 2021 graduate of St. Augustine High School in San Diego ... four-year varsity starter for the Saints.

### 2024 GAME-BY-GAME

Date	Opponent	Pos	AB	R	H	RBI	2B	3B	HR	BB	SB	CS	HBP	SAC	SF	GDP	K	PO	A	E	Avg
Feb 16	vs Oregon State	ph	1	0	0	0	0	0	0	0	0	0	0	0	0	0	1	0	0	0	.000
Feb 17	vs CSU Bakersfield	*dh	3	0	0	0	0	0	0	1	0	0	0	0	0	0	1	0	0	0	.000
Feb 18	vs Minnesota	3b	1	0	0	0	0	0	0	0	0	0	0	0	0	0	0	0	0	0	.000
Feb 19	vs CSU Bakersfield	ph/dh	1	1	1	0	0	0	0	1	0	0	0	0	0	0	0	0	0	0	.167
Feb 23	SOUTH DAKOTA STA	*2b	4	0	1	2	0	0	0	1	0	0	0	0	0	0	0	2	4	0	.200
Feb 24	SOUTH DAKOTA STA	*dh	5	3	3	0	1	0	0	0	0	0	0	0	0	0	0	0	0	0	.333
Mar 01	HOFSTRA	ph	0	1	0	0	0	0	0	1	0	0	0	0	0	0	0	0	0	0	.333
Mar 02	HOFSTRA-1	*dh	4	1	0	0	0	0	0	2	0	0	0	1	0	0	1	0	0	0	.263
Mar 02	HOFSTRA-2	*3b	4	0	0	1	0	0	0	0	0	0	0	0	0	0	1	1	2	0	.217
Mar 03	HOFSTRA	*2b/3b	2	1	1	0	0	0	0	3	0	0	0	0	0	0	0	1	2	0	.240
Totals		6gs	25	7	6	3	1	0	0	9	0	0	0	1	0	0	4	4	8	0	.240



## DAVID LOPEZ

RHP • 6-2 • JR.  
Mission, Texas • Sharyland Pioneer

# 27

**2023 (SOPHOMORE, WHARTON COUNTY JC):** In second season with WCJC, pitching 57.0 innings over 13 appearances -- 10 starts ... Finished the season with a 4-2 record and one save, striking out 51 while posting a 1.42 WHIP and 5.37 ERA

**2022 (FRESHMAN, WHARTON COUNTY JC):** As a true freshman saw action in 18 games, starting 9 ... Pitched 42.2 innings, posting a 2-4 record with one save ... struck out 37 (7.80 K/9) and finished the season with a 6.96 ERA.

**SHARYLAND PIONEER HS (CLASS OF 2021):** Finished third place in the State of Texas ULA ... Represented his birth country of Mexico at the 11U level in 2014 before representing the USA at the 16U level in 2018.

### 2024 GAME-BY-GAME

Date	Opponent	GS	IP	H	R	ER	BB	SO	2B	3B	HR	WP	BK	HBP	IBB	Score	W-L	Sv	ERA	NP
Feb 17	vs CSU Bakersfield	*	5.0	4	2	2	2	2	0	0	0	1	0	0	0	4-3	1-0	0	3.60	73
Feb 23	SOUTH DAKOTA STA	*	4.2	11	7	6	2	5	4	0	1	0	0	0	0	12-11	1-0	0	7.45	83
Mar 01	HOFSTRA	*	5.0	5	3	2	1	5	1	0	0	0	0	2	0	9-10	1-0	0	6.14	97
Totals		3	14.2	20	12	10	5	12	5	0	1	1	0	2	0	25-24	1-0	0	6.14	-



## WYATT HARDY

RHP • 6-2 • JR.  
Parker, Colo. • Valor Christian

# 29

**2023 (SOPHOMORE, PIMA CC):** Made 20 appearances for a total of 27.1 IP on the season ... Accumulated a 3-0 record with one save, striking out 26 while finishing with a 1.43 WHIP and 5.93 ERA.

**2022 (FRESHMAN, WASHBURN UNIVERSITY):** Pitched 18 1/3 innings in 10 games and made two starts on the mound ... finished the season with a 1-3 record and 13 strikeouts ... earned first win against Oklahoma Baptist (Feb. 13) and allowed one run on two hits and zero walks in two innings of work while striking out two ... recorded a season-high four strikeouts in 2 2/3 frames against No. 4 Central Missouri in the MIAA Tournament (May 14) ... named to MIAA Academic Honor Roll.

**VALOR CHRISTIAN (CLASS OF 2021):** Tossed two no-hitters in his freshman season ... led the team in wins and strikeouts as a freshman and sophomore ... did not have a high school season his junior year due to the COVID-19 pandemic ... played on a club team, the Slammers, and received multiple national awards and recognition through Perfect Game ... as a senior, was named second team all-conference and helped the team advance to the state championship, finishing as the runner-up.

### 2024 GAME-BY-GAME

Date	Opponent	GS	IP	H	R	ER	BB	SO	2B	3B	HR	WP	BK	HBP	IBB	Score	W-L	Sv	ERA	NP
Feb 19	vs CSU Bakersfield		3.0	3	2	2	0	4	0	0	1	1	0	0	0	6-2	0-0	1	6.00	49
Feb 24	SOUTH DAKOTA STA		2.0	2	0	0	0	3	0	0	0	0	0	0	0	13-2	0-0	1	3.60	30
Mar 01	HOFSTRA		0.2	6	6	6	0	1	2	0	0	0	0	0	0	9-10	0-1	1	12.71	27
Mar 05	TEXAS TECH	*	1.0	4	5	5	3	1	0	0	1	0	0	0	0	8-11	0-1	1	17.55	49
Totals		1	6.2	15	13	13	3	9	2	0	2	1	0	0	0	36-25	0-1	1	17.55	-



# REED SPENRATH

1B • 6-5 • SR.  
El Campo, Texas • El Campo HS

30

**2023 (JUNIOR):** First-team all-conference selection in first season with the Lobos...led the team and ranked second in the conference with 19 home runs...ranked second on the team and third in the conference with a slugging percentage off .716...ranked third in the conference with an OPS of 1.133...led the team and ranked second in the conference with 65 RBIs...led the team and ranked third in the conference with 54 runs scored...started 50 of 51 games...made 36 starts at first base and 14 in right field...batted .321 while reaching base at a clip of .421...home run total was tied for sixth highest in UNM single-season history...was a perfect 3-for-3 in stolen base attempts...defensively in 378 chances committed just two errors for a fielding percentage of .995...helped the Lobos turn 32 double plays...had a season-high four hits on April 6 and April 8 vs. San Jose State...scored a season-high four runs on March 3 vs. St. Bonaventure...had a season-high six RBIs on Feb. 24 vs. Northern Colorado and on April 6 vs. San Jose State...hit three home runs vs. Northern Colorado on Feb. 24, racking up a season-high 12 total bases in the game...had a season-high 15 putouts on March 21 vs. New Mexico State...had a season-high two assists on two occasions...homered in three consecutive games from May 2-6...had 16 multi-hit games and 18 multi-RBI games.

**2022 (SOPHOMORE, TCU):** Started 25 games as part of 32 appearances on the season...made 21 starts as the designated hitter and four at first base...hit .209 on the year with a .374 slugging percentage and a .318 on-base percentage...totaled 19 hits, three of which were doubles and four were home runs...tallied 13 RBIs, six of which came with two outs...recorded a hit in 15 games and reached safely in 32...collected three multi-hit games and two multiple-RBI contests...made season debut on Feb. 20 against Houston...went 2-for-4 with four RBIs against the Cougars...was 1-for-2 with an RBI in the win over Stephen F. Austin...started all three games against Nebraska (Feb. 25-27)...collected two hits in the series with a double and an RBI...had a double in a start against Army (March 12)...connected on first home run of the season off the bench at UT Arlington (April 5)...hit safely in both starts at Texas (April 9-10)...homered in start at Dallas Baptist

(April 12)...went 3-for-5 with a home run and 2 RBIs in the series finale against Texas Tech (April 16)...went 2-for-4 with an RBI in a win over UT Arlington (April 19)...started all three games of the Oklahoma State series (April 22-24)...homered in the series finale against the Cowboys (April 24)...tallied a hit in each of the last two games against Oklahoma (May 7-8)...drew three walks and scored twice as a pinch hitter at Kansas (May 14)...drew six walks in his final four appearances of the season.

**2020-21 (FRESHMAN, CISCO COLLEGE):** Played two seasons at Cisco College...was a third-team JUCO All-American as a sophomore...earned first-team all-region honors in 2021...tallied an all-conference performer...earned NJCAC Baseball Player of the Week honors (May 2-8, 2021)...played in 68 games as a sophomore...hit .423 as a sophomore with 16 home runs and 84 RBIs...in a shortened 2020 campaign, hit .479 with seven home runs and 38 RBIs.

**2019 (REDSHIRT FRESHMAN, TEXAS A&M):** Did not compete.

**EL CAMPO HS (CLASS OF 2018):** Four-year letterwinner at El Campo High School...earned Rawlings/Perfect Game All-American Honorable Mention and Rawlings/Perfect Game Texas All-Region Honorable Mention in 2018...named Collin Street Bakery/Texas Sports Writers Association Class 4A All-State Honorable Mention in 2016 and '17...batted .385 with 17 extra-base hits and 31 RBI as a junior...hit .380 with 36 runs, seven doubles, two triples, six home runs and 41 RBI as a sophomore...selected for the Victoria Advocate All-Area Second team in 2017 (1B) and 2018 (DH)...tallied All-District 27-4A Second Team in 2016 and All-District 26-4A in 2017 and '18...earned District 27-4A Newcomer of the year in 2015...picked up District 26-4 All-Academic First Team as a junior and senior.

## 2024 GAME-BY-GAME

Date	Opponent	Pos	AB	R	H	RBI	2B	3B	HR	BB	SB	CS	HBP	SAC	SF	GDP	K	PO	A	E	Avg
Feb 16	vs Oregon State	*1b	4	0	0	0	0	0	0	1	0	0	0	0	0	0	1	9	1	0	.000
Feb 17	vs CSU Bakersfield	*1b	3	0	0	0	0	0	0	1	0	0	0	0	0	0	3	8	2	0	.000
Feb 18	vs Minnesota	*1b	2	0	0	0	0	0	0	1	0	0	0	0	0	0	1	7	2	0	.000
Feb 19	vs CSU Bakersfield	ph/1b	1	0	0	0	0	0	0	1	0	0	0	0	0	0	1	2	1	0	.000
Feb 22	SOUTH DAKOTA STA	*1b	4	0	1	0	0	0	0	1	0	0	0	0	0	0	1	7	0	0	.071
Feb 23	SOUTH DAKOTA STA	*1b	6	1	2	3	1	0	0	0	0	0	0	0	0	0	0	7	1	0	.150
Feb 24	SOUTH DAKOTA STA	*1b	3	3	1	1	0	1	0	2	0	0	0	0	0	0	0	9	0	0	.174
Feb 24	SOUTH DAKOTA STA	*1b	4	0	2	1	1	0	0	0	0	0	0	0	0	0	1	3	0	0	.222
Mar 01	HOFSTRA	*1b	4	1	3	0	3	0	0	1	0	0	0	0	0	0	1	8	0	1	.290
Mar 02	HOFSTRA-1	*1b	2	2	1	0	0	0	0	4	0	0	1	0	0	0	1	6	0	0	.303
Mar 02	HOFSTRA-2	*1b	4	0	1	1	0	0	0	0	0	0	0	0	0	0	2	10	1	0	.297
Mar 03	HOFSTRA	*1b	4	2	2	0	0	0	0	1	0	0	0	0	0	0	1	8	0	0	.317
Mar 05	TEXAS TECH	*1b	4	1	1	0	1	0	0	1	0	0	0	0	0	0	1	7	0	1	.311
Totals		12gs	45	10	14	6	6	1	0	14	0	0	1	0	0	0	14	91	8	2	.311

## CAREER SUMMARY

Year	avg	gp-gs	ab	r	h	2b	3b	hr	rbi	tb	slg%	bb	hbp	so	gdp	ob%	sf	sh	sb-att	po	a	e	fld%
2020*	.479	23-23	73	24	35	5	0	7	38	61	.836	18	0	18	0	.576	1	0	4-4	121	9	3	.977
2021*	.402	58-58	194	61	78	18	3	13	70	141	.727	37	3	47	0	.498	3	0	3-4	237	11	2	.992
2022*	.209	32-25	91	12	19	3	0	4	13	34	.374	14	1	40	0	.318	1	0	1-1	26	1	1	.964
2023	.321	50-50	190	54	61	11	4	19	65	137	.721	34	1	70	1	.421	3	0	3-3	358	18	2	.995
TOTAL	.321	50-50	190	54	61	11	4	19	65	137	.721	34	1	70	1	.421	3	0	3-3	358	18	2	.995
All*	.352	163-156	548	151	193	37	7	43	186	373	.681	103	5	175	1	.453	8	0	11-12	742	39	8	.990



# DAYNE PENGELLY

RHP • 6-2 • JR.  
Rio Rancho, N.M. • Cleveland HS

31

**2023 (SOPHOMORE, PIMA CC):** Struck out 31 over 29.1 innings of work, making 21 appearances in relief ... Finished the season with a 2-0 record to go with 3.38 ERA and 1.67 WHIP ...

**2022 (FRESHMAN, EMBRY-RIDDLE AERONAUTICAL UNIVERSITY):** As a true freshman saw action in 18 games, starting 2 ... finished the season with a 2-2 record ... Struck out 37 over 23.0 IP.

**V. SUE CLEVELAND HS (CLASS OF 2021):** 1st Team All-State Pitcher, 2nd Team All-State First Baseman ... Connie Mack World Series All-Tournament Pitcher ... Graduated in 2021.

## 2024 GAME-BY-GAME

Date	Opponent	GS	IP	H	R	ER	BB	SO	2B	3B	HR	WP	BK	HBP	IBB	Score	W-L	Sv	ERA	NP
Feb 18	vs Minnesota	*	1.0	5	6	6	3	1	1	0	0	0	0	3	0	2-11	0-1	0	54.00	44
Mar 03	HOFSTRA		4.1	7	4	4	2	5	1	1	0	3	1	1	0	9-6	1-1	0	16.88	82
Totals		1	5.1	12	10	10	5	6	2	1	0	3	1	4	0	11-17	1-1	0	16.88	-



## DAXTON PURSER

LHP • 6-2 • JR.  
Providence, Utah • Ridgeline HS

33

**2023 (SOPHOMORE, SALT LAKE CC):** Posted a 2.70 ERA on the season ... Made seven appearances on the mound -- all starts -- striking out 41 over 36.2 IP ... Struck out at least four in each outing, always lasting at least four innings.

**2022 (FRESHMAN, SALT LAKE CC):** NJCAA All-American, All-Conference First Team in second year at SLCC ... threw 74.1 innings, finishing the season with a 1.70 ERA and 92 punchouts to only 30 walks ... Left the mound in eight games without surrendering an earned run.

**2021 (FRESHMAN, SALT LAKE CC):** Threw 17.1 innings over 13 appearances in his first collegiate action, striking out 15.

**RIDGELINE HS (CLASS OF 2020):** Graduated in 2020 ... Ranked as the No. 2 LHP in his class in the state of Utah and No. 19 overall.

### 2024 GAME-BY-GAME

Date	Opponent	GS	IP	H	R	ER	BB	SO	2B	3B	HR	WP	BK	HBP	IBB	Score	W-L	Sv	ERA	NP
Feb 18	vs Minnesota		2.2	0	0	0	1	2	0	0	0	1	0	1	0	2-11	0-0	0	0.00	39
Feb 24	SOUTH DAKOTA STA		2.2	3	2	2	2	3	1	0	1	0	0	0	0	9-8	0-0	0	3.38	45
Mar 01	HOFSTRA		2.0	1	0	0	2	1	0	0	0	0	0	0	0	9-10	0-0	0	2.45	29
Mar 03	HOFSTRA	*	3.1	4	2	2	3	0	1	0	0	0	0	0	0	9-6	0-0	0	3.38	56
Totals		1	10.2	8	4	4	8	6	2	0	1	1	0	1	0	29-35	0-0	0	3.38	-



## JOSH BARNHOUSE

RHP • 6-6 • JR.  
Prosper, Texas • Prosper HS

34

**2023 (SOPHOMORE, CROWDER JC):** Made 12 appearances in his second season at Crowder, starting six ... Accumulated a 6-1 record with two saves ... Struck out 54 over 47.2 IP on the season ... 4.34 ERA and 1.22 WHIP on the season.

**2022 (FRESHMAN, CROWDER JC):** As a true freshman, threw 39.2 innings of work, striking out 55 (12.48 K/9) ... 3.18 ERA and 1.03 WHIP.

**PROSPER HS (CLASS OF 2021):** Named to NTHSBCA All-Star Game following senior year in 2021.

### 2024 GAME-BY-GAME

Date	Opponent	GS	IP	H	R	ER	BB	SO	2B	3B	HR	WP	BK	HBP	IBB	Score	W-L	Sv	ERA	NP
Feb 16	vs Oregon State		2.2	7	7	7	3	4	1	0	3	1	0	0	0	6-15	0-0	0	23.62	75
Feb 24	SOUTH DAKOTA STA		3.1	7	4	2	1	3	3	0	0	0	0	0	0	9-8	0-0	0	13.50	64
Mar 01	HOFSTRA		1.1	0	0	0	1	1	0	0	0	0	0	0	0	9-10	0-0	0	11.05	20
Mar 02	HOFSTRA-1		0.2	3	3	3	1	1	2	0	0	0	0	0	0	15-16	0-0	0	13.50	22
Totals		0	8.0	17	14	12	6	9	6	0	3	1	0	0	0	39-49	0-0	0	13.50	-



## ARTHUR STEINKAMP

LHP • 6-0 • SR.  
Los Alamos, N.M. • Los Alamos HS

# 35

**2023 (JUNIOR):** Led the team with a 2.81 ERA across 15 appearances out of the bullpen...logged 25 2/3 innings in relief...struck out 12 batters while issuing just four walks...posted a streak of 14 1/3 consecutive scoreless innings from April 28-May 18...threw a season-high 4 1/3 shutout innings on April 28 vs. Fresno State...had a season-high four strikeouts on May 18 at San Diego State, including a career-high 71 pitches...allowed one home run among 108 batters faced...named a CSC academic all-district selection.

**2022 (SOPHOMORE):** In third season with the Lobos saw innings in four different games out of the bullpen...had a season-high two strikeouts on Feb. 18 at Oregon State...academic all-conference for the third straight season...named a Mountain West Scholar Athlete for the third straight season.

**2021 (FRESHMAN):** In second season with UNM pitched in nine games out of the bullpen...totaled 7 1/3 innings and eight strikeouts...had a season-high two strikeouts on April 3 at San Diego State...academic all-conference for the second straight season...named a Mountain West Scholar Athlete for the second straight season.

**2020 (COVID FRESHMAN):** In the coronavirus-shortened campaign, pitched in four games out of the bullpen...notched a 5.40 ERA in his five innings of work...earned first collegiate victory on March 7 against Hofstra...had a season-high two strikeouts on Feb. 28 against BYU...academic all-conference selection...named a Mountain West Scholar Athlete.

**LOS ALAMOS HS (CLASS OF 2019):** Competed in baseball and soccer...graduated in 2019...was named the New Mexico Soccer Player of the Year in 2018...played for Four Corners Frackers...in baseball posted a 2.20 ERA in 11 starts, striking out 82 hitters in 57 innings pitched...as a senior batted .400...team captain...two-time first-team all-state selection...three-time first-team all-district selection...in soccer broke school record with 48 goals and 11 assists in 24 games...two-time district player of the year...two-time first-team all-state selection...named to the USC all-region team...named the 2019 LAHS Athlete of the Year.

### 2024 GAME-BY-GAME

Date	Opponent	GS	IP	H	R	ER	BB	SO	2B	3B	HR	WP	BK	HBP	IBB	Score	W-L	Sv	ERA	NP
Feb 16	vs Oregon State		2.0	1	0	0	1	1	0	0	0	0	0	0	0	6-15	0-0	0	0.00	25
Feb 23	SOUTH DAKOTA STA		2.1	4	2	1	0	1	1	1	0	0	0	0	0	12-11	0-0	0	2.08	38
Totals		0	4.1	5	2	1	1	2	1	1	0	0	0	0	0	18-26	0-0	0	2.08	-

### CAREER SUMMARY

Year	era	w-l	app	gs	cq	sho	sv	ip	h	r	er	bb	so	2b	3b	hr	bf	bavg	wp	hbp	bk	sfa	sha
2020	5.40	1-0	4	0	0	0/0	0	5.0	6	3	3	0	2	1	0	0	22	.286	2	1	0	0	0
2021	9.82	0-0	9	0	0	0/0	0	7.1	8	8	8	2	8	2	1	1	33	.276	1	2	0	0	0
2022	24.30	0-0	4	0	0	0/0	0	3.1	11	15	9	2	2	2	1	1	28	.458	1	2	0	0	0
2023	2.81	0-1	15	0	0	0/0	0	25.2	27	12	8	4	12	6	1	1	108	.273	1	4	0	0	1
TOTAL	6.10	1-1	32	0	0	0/0	0	41.1	52	38	28	8	24	11	3	3	191	.301	5	9	0	0	1



## BLAKE LEHMBECK

RHP • 6-1 • FR.  
Tucson, Ariz. • Canyon Del Oro

# 38

**2023 (FRESHMAN):** Greyshirted.

**CANYON DEL ORO HS (CLASS OF 2022):** Helped lead team to the 2022 Arizona state championship...named the Southern Arizona High School Pitcher of the Year...participated on the Arizona high school all-star team...as a senior in 2022 struck out 87 hitters in 67 innings while compiling a 1.90 ERA...graduated in the top-10 of his class...also competed for the Baseball Next Level club.

### 2024 GAME-BY-GAME

Date	Opponent	GS	IP	H	R	ER	BB	SO	2B	3B	HR	WP	BK	HBP	IBB	Score	W-L	Sv	ERA	NP
Feb 18	vs Minnesota		1.0	3	1	1	0	2	2	0	0	0	0	0	0	2-11	0-0	0	9.00	26
Totals		0	1.0	3	1	1	0	2	2	0	0	0	0	0	0	2-11	0-0	0	9.00	-





## RYAN CASTILLO

RHP • 6-2 • FR.  
Los Lunas, N.M. • Los Lunas HS

# 39

**LOS LUNAS HS (CLASS OF 2023):** Named NM All-State as well as competing in the State All-Star Game ...Multiple-time All-Metro, All-District ... Named District Player of the Year following senior season in 2023.

### 2024 GAME-BY-GAME

Date	Opponent	GS	IP	H	R	ER	BB	SO	2B	3B	HR	WP	BK	HBP	IBB	Score	W-L	Sv	ERA	NP
Feb 18	vs Minnesota		0.1	2	4	3	2	0	0	1	0	1	0	0	0	2-11	0-0	0	81.00	17
Mar 05	TEXAS TECH		4.0	4	2	2	0	2	2	1	0	0	0	2	0	8-11	0-0	0	10.38	55
Totals		0	4.1	6	6	5	2	2	2	2	0	1	0	2	0	10-22	0-0	0	10.38	-



## WIL BANNISTER

RHP • 6-3 • SR.  
Las Cruces, N.M. • Centennial HS

# 40

**2023 (JUNIOR):** In first season with the Lobos appeared in 16 games including one start on the mound...racked up 19 innings pitched with 11 strikeouts against eight walks...earned first win as a Lobo on May 2 with a two-inning performance against New Mexico State, including a season-high three strikeouts...earned first save as a Lobo on Feb. 18 vs. UC Santa Barbara with two shutout innings...threw a season-high 2 1/3 innings on March 10 vs. Air Force...had multiple strikeouts in three appearances.

**2022 (SOPHOMORE, PIMA CC):** As a sophomore posted a 3.77 ERA across 18 appearances primarily out of the bullpen...led the team with four saves...struck out 37 hitters while walking just 13 in 31 innings of work...earned three wins on the season...had a season-high six strikeouts on Feb. 2 against Northeastern Junior College...threw a season-high five innings on Feb. 18 against Community Christian College.

**2021 (FRESHMAN, PIMA CC):** As a true freshman logged 49 2/3 innings across 11 appearances...made 10 starts...carried a 5.62 ERA...had 42 strikeouts against 20 walks...tossed a pair of complete games...earned four wins and one save on the season...had a season-high nine strikeouts on Feb. 23 at Paradise Valley CC...threw first collegiate shutout on March 9 in a 7-0 win over Phoenix College...logged a one-hit shutout in an 8-0 win over Glendale CC on March 30.

**2020 (COVID FRESHMAN, NEW MEXICO STATE):** Pitched in two games out of the bullpen...struck out two hitters in one inning of work.

### 2024 GAME-BY-GAME

Date	Opponent	GS	IP	H	R	ER	BB	SO	2B	3B	HR	WP	BK	HBP	IBB	Score	W-L	Sv	ERA	NP
Feb 17	vs CSU Bakersfield		2.2	3	1	1	0	0	1	0	0	1	0	0	0	4-3	0-0	0	3.38	43
Feb 24	SOUTH DAKOTA STA	*	5.0	7	2	2	2	5	1	2	1	0	0	0	0	13-2	1-0	0	3.52	83
Totals		1	7.2	10	3	3	2	5	2	2	1	1	0	0	0	17-5	1-0	0	3.52	-

### CAREER SUMMARY

Year	era	w-l	app	gs	cq	sho	sv	ip	h	r	er	bb	so	2b	3b	hr	bf	bavq	wp	hbp	bk	sfa	sha
2021*	5.62	4-3	11	10	2	2/0	1	49.2	59	38	31	20	42	0	0	8	0	99.000	1	9	0	0	0
2022*	3.77	3-1	18	1	0	0/0	4	31.0	24	19	13	13	37	0	0	0	0	99.000	0	2	0	0	0
2023	9.47	1-3	16	1	0	0/1	1	19.0	31	21	20	8	11	3	0	3	98	.369	3	3	0	0	3
TOTAL	9.47	1-3	16	1	0	0/1	1	19.0	31	21	20	8	11	3	0	3	98	.369	3	3	0	0	3
All*	5.78	8-7	45	12	2	2/1	6	99.2	114	78	64	41	90	3	0	11	98	1.357	4	14	0	0	3





## BLANE ROMERO

RHP • 6-0 • SR.  
Spring, Texas • Oak Ridge HS

# 41

**2023 (JUNIOR, SAM HOUSTON):** Made six appearances for Sam Houston for a total of 9.1 IP ... struck out seven and held batters to a .265 average ... finished the season with a 7.71 ERA.

**2022 (SOPHOMORE, SAM HOUSTON):** Made 17 appearances out of the bullpen for a total of 20 1/3 IP ... Struck out 20 and walked 9 in that span, finishing the season with a 6.64 ERA.

**2020-21 (FRESHMAN, BLINN COLLEGE):** Was part of Buccaneer squad in both 2020 and 2021 ... had 16 strikeouts in 15.0 IP ... made 9 appearances in 2021, punching out 7 in 8.2 IP

**OAK RIDGE HS (CLASS OF 2019):** Led prep team to district title in and state playoffs in 2018 and 2019 ... twice named all-district at pitcher and second base ... also a standout in football, earning all-state honors at quarterback ... named ORHS offensive MVP and academic all-state

### CAREER SUMMARY (SAM HOUSTON STATE)

Year	era	w-l	app	gs	cg	sho	sv	ip	h	r	er	bb	so	2b	3b	hr	bf	bavg	wp	hbp	bk	sfa	sha
2022	6.64	1-0	17	0	0	0/0	0	20.1	25	17	15	9	21	5	0	2	98	.301	5	4	1	1	1
2023	7.71	0-0	6	0	0	0/0	0	9.1	9	8	8	6	7	3	0	1	42	.265	2	1	0	1	0
TOTAL	6.98	1-0	23	0	0	0/0	0	29.2	34	25	23	15	28	8	0	3	140	.291	7	5	1	2	1



## GENE TRUJILLO

1B • 6-5 • FR.  
Albuquerque, N.M. • St. Pius X

# 43

**ST. PIUS X (CLASS OF 2023):** .597 batting average and 12 homers in senior season ... Ranked as the No. 1 First Baseman in his class in New Mexico and No. 3 overall (Perfect Game) ... Ranked as the No. 24 First Baseman in his class nationally. Three-time preseason All-American (Perfect Game).

### 2024 GAME-BY-GAME

Date	Opponent	Pos	AB	R	H	RBI	2B	3B	HR	BB	SB	CS	HBP	SAC	SF	GDP	K	PO	A	E	Avg
Feb 16	vs Oregon State	ph	1	0	0	0	0	0	0	0	0	0	0	0	0	0	1	0	0	0	.000
Feb 18	vs Minnesota	ph/1b	1	0	0	0	0	0	0	0	0	0	0	0	0	0	1	1	0	0	.000
Feb 24	SOUTH DAKOTA STA	ph	1	1	1	2	0	0	1	0	0	0	0	0	0	0	0	0	0	0	.333
Totals		Ogs	3	1	1	2	0	0	1	0	0	0	0	0	0	0	2	1	0	0	.333

On base pct. .333 • Slugging pct. 1.333



## VASCON SMITH

OF • 6-0 • FR.  
Rio Rancho, N.M. • Rio Rancho HS

# 44

**RIO RANCHO HS (CLASS OF 2023):** 2022 and 2023 First Team All-Metro ... 2022 and 2023 5A District 1st team ... 2023 5A All-State First Team ... 2023 NM District 1 5A Co-Player of the Year ... 2023 NM All-Stars First Team ... Won a state championship in his senior year, posting a .523 batting average to go with 41 RBI, 41 runs and seven homers, getting on base at a .593 clip ... 2022 All-Metro First Team (Football).



## ETHAN OTT

1B/OF • 6-2 • JR.  
Chesapeake, Va. • Greenbriar Christian

# 47

**2023 (SOPHOMORE, UNC PEMBROKE):** Improved his batting average to .369 in his second season, once again earning All-Conference honors ... Started all 55 games for UNCP ... Hit 10 homers and 10 doubles while drawing 35 walks ... stole seven bases.

**2022 (FRESHMAN, UNC PEMBROKE):** Conference Carolinas Freshman of the Year ... Hit .345 on the season while driving in a team-high 57 runs ... 14 2B, 1 3B and nine homers.

**GREENBRIAR CHRISTIAN ACADEMY (CLASS OF 2021):** Prepped at Greenbriar Christian Academy for coach Patrick Nichols ... Earned first team all-area, all-conference and conference player of the year laurels as a senior after hitting .500 with 10 extra-base hits, 30 RBI and 30 runs scored ... Junior campaign was canceled due to COVID restrictions.

### 2024 GAME-BY-GAME

Date	Opponent	Pos	AB	R	H	RBI	2B	3B	HR	BB	SB	CS	HBP	SAC	SF	GDP	K	PO	A	E	Avg
Feb 16	vs Oregon State	*dh	4	0	1	0	0	0	0	1	0	0	0	0	0	0	2	0	0	0	.250
Feb 18	vs Minnesota	*dh	5	0	1	0	0	0	0	0	0	0	0	0	0	0	3	0	0	0	.222
Feb 19	vs CSU Bakersfield	*1b	0	0	0	2	0	0	0	3	0	0	0	0	0	0	0	7	0	0	.222
Feb 23	SOUTH DAKOTA STA	*dh	5	1	2	2	0	0	0	0	0	0	0	0	1	0	1	0	0	0	.286
Feb 24	SOUTH DAKOTA STA	*dh	5	0	2	1	1	0	0	0	0	0	0	0	0	0	2	0	0	0	.316
Mar 01	HOFSTRA	*dh	4	0	1	1	1	0	0	0	0	0	1	0	0	0	2	0	0	0	.304
Mar 02	HOFSTRA-2	*dh	3	3	3	3	0	0	1	1	0	0	0	0	0	0	0	0	0	0	.385
Mar 03	HOFSTRA	*dh	5	1	1	1	1	0	0	0	0	0	0	0	0	0	3	0	0	0	.355
Totals		8gs	31	5	11	10	3	0	1	5	0	0	1	0	1	0	13	7	0	0	.355



## ANDREW NEIL

INF/RHP • 5-11 • JR.  
Oakley, Calif. • Freedom HS

# 48

**2023 (SOPHOMORE, FOLSOM LAKE CC):** First Team All-Conference Utility player after hitting .320 on the season while also pitching 79 innings ... struck out 73 and finished the season with a 4.44 ERA ... three homers, one triple and eight doubles while driving in 25 RBI ...

**2022 (FRESHMAN, LOS MEDANOS JC):** Conference MVP, Freshman Pitcher of the Year, JUCO All-American ... hit .331 while scoring a team-high 52 runs and driving in 28 more ... threw 79 innings in total with a 2.39 ERA and 1.01 WHIP while striking out 89 in that span.

**FREEDOM HS (CLASS OF 2021):** First-team all-BVAL selection in 2021 ... Graduated that spring.

### 2024 GAME-BY-GAME

Date	Opponent	Pos	AB	R	H	RBI	2B	3B	HR	BB	SB	CS	HBP	SAC	SF	GDP	K	PO	A	E	Avg
Feb 23	SOUTH DAKOTA STA	pr	0	1	0	0	0	0	0	0	0	0	0	0	0	0	0	0	0	0	.000
Feb 24	SOUTH DAKOTA STA	pr	0	1	0	0	0	0	0	0	0	0	0	0	0	0	0	0	0	0	.000
Totals		0gs	0	2	0	0	0	0	0	0	0	0	0	0	0	0	0	0	0	0	.000

On base pct. .000 • Slugging pct. .000



## CAYNE KILLION

LHP • 6-0 • FR.  
Mesa, Ariz. • Red Mountain HS

# 49

**RED MOUNTAIN HS (CLASS OF 2023):** Ranked as the No. 4 LHP prospect in the state of Arizona in his class by Perfect Game and No. 39 in the state overall ... Top-500 recruit nationally, No. 164 LHP in the nation for class of '23.

# NEW MEXICO 2024 FIELDING STATS

Player	c	po	a	e	fld%	dp	sba	csb	sba%	pb	ci
11 STEPHENS, Sean	25	25	0	0	1.000	0	0	0	---	0	0
12 ASBY, Will	14	14	0	0	1.000	0	0	0	---	0	0
26 MANSY, Luke	12	4	8	0	1.000	1	0	0	---	0	0
47 OTT, Ethan	7	7	0	0	1.000	1	0	0	---	0	0
27 LOPEZ, David	6	1	5	0	1.000	0	5	0	1.000	0	0
23 JACKSON, Jaren	2	0	2	0	1.000	0	1	1	.500	0	0
10 MUNGUIA, Austin	2	2	0	0	1.000	0	0	0	---	0	0
22 BAKER-LIVINGSTON,Be	1	0	1	0	1.000	0	0	0	---	0	0
14 CARRIS, Akili	1	0	1	0	1.000	0	0	0	---	0	0
29 HARDY, Wyatt	1	1	0	0	1.000	0	1	0	1.000	0	0
31 PENGELLY, Dayne	1	0	1	0	1.000	0	1	0	1.000	0	0
19 STILL, Justin	1	1	0	0	1.000	0	1	0	1.000	0	0
43 TRUJILLO, Gene	1	1	0	0	1.000	0	0	0	---	0	0
18 HOLLAND, Jake	67	61	5	1	.985	0	10	3	.769	2	0
3 DIXON, Devon	53	18	34	1	.981	9	0	0	---	0	0
30 SPENRATH, Reed	101	91	8	2	.980	14	0	0	---	0	0
24 SMITH, Kyle	43	41	1	1	.977	0	11	0	1.000	0	0
15 WALKER, Khalil	22	21	0	1	.955	0	0	0	---	0	0
8 KINKADE, Konner	43	18	23	2	.953	7	0	0	---	0	0
9 MCALISTER, Josh	17	3	13	1	.941	2	0	0	---	0	0
2 WEISSENBORN, Chase	15	8	6	1	.933	5	0	0	---	0	0
4 WOOD, Tye	20	17	1	2	.900	0	0	0	---	0	0
34 BARNHOUSE, Josh	3	0	2	1	.667	0	2	1	.667	0	0
35 STEINKAMP, Arthur	3	1	1	1	.667	0	3	0	1.000	0	0
13 RUSSELL, Brett	3	1	1	1	.667	0	4	0	1.000	0	0
40 BANNISTER, Wil	1	0	0	1	.000	0	2	0	1.000	0	0
39 CASTILLO, Ryan	0	0	0	0	.000	0	0	0	---	0	0
38 LEHMBECK, Blake	0	0	0	0	.000	0	0	0	---	0	0
6 MCBROOM, Brian	0	0	0	0	.000	0	0	0	---	0	0
48 NEIL, Andrew	0	0	0	0	.000	0	0	0	---	0	0
33 PURSER, Daxton	0	0	0	0	.000	0	1	2	.333	0	0
17 MOGEN, Cristian	0	0	0	0	.000	0	0	0	---	0	0
Totals	465	336	113	16	.966	15	21	4	.840	2	0
Opponents	445	322	105	18	.960	8	16	6	.727	2	0

Hitting minimums - 1 Games 1 AB 2.0 AB/Game 1 TPA 2.0 TPA/Game

Pitching minimums - 1 Games 1.0 IP/Game

# NEW MEXICO 2024 OVERALL STATS

Record: 7-6 Home: 5-4 Away: 0-0 Neutral: 2-2 MW: 0-0

Player	avg	gp-gs	ab	r	h	2b	3b	hr	rbi	tb	slg%	bb	hp	so	gdp	ob%	sf	sh	sb-att	po	a	e	fld%
11 STEPHENS, Sean	.422	12-12	45	10	19	1	2	0	8	24	.533	10	1	4	1	.536	0	0	8-10	25	0	0	1.000
4 WOOD, Tye	.385	11-9	26	12	10	1	0	2	7	17	.654	10	4	8	0	.600	0	0	5-6	17	1	2	.900
47 OTT, Ethan	.355	8-8	31	5	11	3	0	1	10	17	.548	5	1	13	0	.447	1	0	0-0	7	0	0	1.000
24 SMITH, Kyle	.346	8-6	26	8	9	4	0	1	9	16	.615	5	2	6	1	.485	0	0	0-1	41	1	1	.977
8 KINKADE, Konner	.324	13-9	37	7	12	2	0	0	13	14	.378	7	1	9	0	.426	2	0	0-0	18	23	2	.953
12 ASBY, Will	.318	13-11	44	11	14	4	0	4	14	30	.682	8	2	3	0	.436	1	0	0-0	14	0	0	1.000
30 SPENRATH, Reed	.311	13-12	45	10	14	6	1	0	6	22	.489	14	1	14	0	.483	0	0	0-0	91	8	2	.980
9 MCALISTER, Josh	.295	12-11	44	9	13	2	1	1	7	20	.455	5	1	10	1	.380	0	1	3-3	3	13	1	.941
15 WALKER, Khalil	.290	10-8	31	11	9	1	0	0	5	10	.323	12	0	6	0	.488	0	0	0-2	21	0	1	.955
18 HOLLAND, Jake	.290	9-8	31	6	9	3	0	4	11	24	.774	1	1	7	2	.314	2	0	0-0	61	5	1	.985
3 DIXON, Devon	.250	12-12	44	9	11	3	0	0	2	14	.318	5	1	12	2	.340	0	1	0-0	18	34	1	.981
-----																							
43 TRUJILLO, Gene	.333	3-0	3	1	1	0	0	1	2	4	1.333	0	0	2	0	.333	0	0	0-0	1	0	0	1.000
26 MANSY, Luke	.240	10-6	25	7	6	1	0	0	3	7	.280	9	0	4	0	.441	0	1	0-0	4	8	0	1.000
14 CARRIS, Akili	.200	1-1	5	1	1	1	0	0	1	2	.400	0	0	3	0	.200	0	0	0-0	0	1	0	1.000
2 WEISSENBORN, Chase	.167	4-4	12	0	2	2	0	0	3	4	.333	0	0	5	0	.167	0	0	0-0	8	6	1	.933
48 NEIL, Andrew	.000	2-0	0	2	0	0	0	0	0	0	.000	0	0	0	0	.000	0	0	0-0	0	0	0	.000
10 MUNGUIA, Austin	.000	1-0	0	0	0	0	0	0	0	0	.000	0	0	0	0	.000	0	0	0-0	2	0	0	1.000
Totals	.314	13	449	109	141	34	4	14	101	225	.501	91	15	106	7	.440	6	3	16-22	336	113	16	.966
Opponents	.339	13	478	113	162	42	6	20	104	276	.577	54	18	102	14	.420	7	3	21-25	322	105	18	.960

LOB - Team (133), Opp (111). DPs turned - Team (15), Opp (8). IBB - Team (2), SPENRATH, R. 1, MCALISTER, J 1. Picked off - STEPHENS, S. 1.

## (All games Sorted by Earned run avg)

Player	era	w-l	app	gs	cg	sho	sv	ip	h	r	er	bb	so	2b	3b	hr	b/avg	wp	hp	bk	sfa	sha
27 LOPEZ, David	6.14	1-0	3	3	0	0/0	0	14.2	20	12	10	5	12	5	0	1	.323	1	2	0	0	2
-----																						
19 STILL, Justin	0.00	1-0	4	0	0	0/0	1	6.0	4	1	0	6	7	0	0	0	.190	1	1	0	0	0
17 MOGEN, Cristian	0.00	1-0	1	0	0	0/0	0	2.0	2	0	0	0	0	1	0	0	.250	0	0	0	0	0
22 BAKER-LIVINGSTON,Be	3.00	0-0	2	2	0	0/0	0	6.0	6	2	2	1	8	1	0	0	.286	1	2	0	1	0
33 PURSER, Daxton	3.38	0-0	4	1	0	0/0	0	10.2	8	4	4	8	6	2	0	1	.222	1	1	0	0	0
6 MCBROOM, Brian	5.06	1-0	4	0	0	0/0	2	5.1	6	3	3	0	6	1	0	2	.273	0	0	0	0	0
40 BANNISTER, Wil	5.68	1-0	3	2	0	0/0	0	12.2	19	8	8	5	9	3	2	2	.345	1	0	0	1	0
35 STEINKAMP, Arthur	7.00	0-1	5	0	0	0/0	0	9.0	12	9	7	3	3	5	1	0	.308	0	2	0	1	0
13 RUSSELL, Brett	8.10	1-0	2	1	0	0/0	0	10.0	10	11	9	3	11	4	0	1	.256	1	1	0	0	0
38 LEHMBECK, Blake	9.00	0-0	1	0	0	0/0	0	1.0	3	1	1	0	2	2	0	0	.500	0	0	0	0	0
39 CASTILLO, Ryan	10.38	0-0	2	0	0	0/0	0	4.1	6	6	5	2	2	2	2	0	.333	1	2	0	0	0
34 BARNHOUSE, Josh	13.50	0-0	4	0	0	0/0	0	8.0	17	14	12	6	9	6	0	3	.436	1	0	0	1	0
23 JACKSON, Jaren	15.68	0-3	3	2	0	0/0	0	10.1	22	19	18	7	12	6	0	8	.440	0	3	0	2	1
31 PENGELLY, Dayne	16.88	1-1	2	1	0	0/0	0	5.1	12	10	10	5	6	2	1	0	.444	3	4	1	1	0
29 HARDY, Wyatt	17.55	0-1	4	1	0	0/0	1	6.2	15	13	13	3	9	2	0	2	.429	1	0	0	0	0
Totals	8.20	7-6	13	13	0	0/0	4	112.0	162	113	102	54	102	42	6	20	.339	12	18	1	7	3
Opponents	7.97	6-7	13	13	0	0/0	3	107.1	141	109	95	91	106	34	4	14	.314	19	15	2	6	3

PB - Team (2), HOLLAND, J. 2, Opp (2). Pickoffs - Team (2), RUSSELL, B. 1, BARNHOUSE, J 1, Opp (1). SBA/ATT - HOLLAND, J. (10-13), SMITH, K. (11-11), LOPEZ, D. (5-5), RUSSELL, B. (4-4), BARNHOUSE, J (2-3), PURSER, D. (1-3), STEINKAMP, A (3-3), JACKSON, J. (1-2), BANNISTER, W (2-2), HARDY, W. (1-1), PENGELLY, D. (1-1), STILL, J. (1-1).