



UTAH STATE FOOTBALL

13 Conference Championships • 17 Bowl Games • 13 NFL Draft Picks Since 2011 • 117 All-Mountain West Selections (2013-23)

/// 2024 SCHEDULE / RESULTS ///

| DATE | OPPONENT | TV | TIME |
|------|---------------------|--------------|----------|
| A 31 | ROBERT MORRIS | KMYU/MWN | W, 36-14 |
| S 7 | at #13 USC | Big Ten | L, 0-48 |
| S 14 | #12 UTAH | CBSSN | L, 21-38 |
| S 21 | at Temple | ESPN+ | L, 29-45 |
| O 5 | at #21 Boise State* | FS2 | L, 30-62 |
| O 11 | UNLV* | CBSSN | L, 34-50 |
| O 19 | NEW MEXICO* | TruTV | 2 pm |
| O 26 | at Wyoming* | CBSSN | 5 pm |
| N 9 | at Washington State | The CW | TBA |
| N 16 | HAWAII* | Spectrum PPV | 1 pm |
| N 23 | SAN DIEGO STATE* | CBSSN | 1:30 pm |
| N 29 | at Colorado State* | FS1 | 1:30 pm |
| D 6 | MW Championship | FOX | 6 pm |

* Mountain West Game

All times Mountain. Home games in **BOLD CAPS**.

/// GAME 7 INFORMATION ///

TV: truTV

- **Play-by-Play** Ari Wolfe
- **Analyst** Darius Walker
- **Reporter** Bridget Howard
- **Xfinity (Utah)** Ch. 44
- **DISH / DirectTV** Ch. 242 / Ch. 246

RADIO: Aggie Sports Network

- **Play-by-Play** Scott Garrard
- **Analyst** Kevin White
- **Online** kslsports.com/kslsportszone
- **National** Sirius XM Ch. 387

SOCIAL MEDIA: #AGGIESALLTHEWAY

- **X/Instagram** @USUFootball
- **Facebook** USUFootball
- **YouTube** UtahStateAthletics
- **Live Stats** stats.statbroadcast.com

/// 2024 TEAM COMPARISONS ///

| NEW MEXICO | CATEGORY | UTAH STATE |
|------------|--------------------------|------------|
| 35.3 | Scoring Offense | 25.0 |
| 42.7 | Scoring Defense | 42.8 |
| 24.2 | First Downs | 21.0 |
| 208.7 | Rushing Offense | 162.3 |
| 256.3 | Rushing Defense | 232.7 |
| 248.0 | Passing Offense | 302.8 |
| 242.0 | Passing Defense | 261.0 |
| 456.7 | Total Offense | 465.2 |
| 498.3 | Total Defense | 493.7 |
| 63/90.8 | Penalties/YPG | 48/69.3 |
| 40.7 | Net Punting | 39.3 |
| 29:47 | Time of Possession | 26:30 |
| 42.5 | 3rd Down % | 36.3 |
| 60.0 | 4th Down % | 50.0 |
| 8-30 | Sacks-Yards | 10-69 |
| 1-1 | Sacks Allowed | 12-52 |
| 27-72 | Tackles for Loss-Yards | 32-118 |
| 17-32 | Tackles for Loss Allowed | 33-111 |

AGGIES HOST MOUNTAIN WEST-FOE NEW MEXICO SATURDAY AFTERNOON

Game will be televised live on truTV on Saturday, Oct. 19, at 2 p.m. (MT).



• Utah State has won seven-straight games against New Mexico, including six by double digits, as it has out-scored the Lobos 270-142 (38.6-20.3) in those games. Overall, USU is 9-2 against UNM all-time in Mountain West games.

/// THE MATCHUP ///

NEW MEXICO (2-4, 1-1 MW) vs. UTAH STATE (1-5, 0-2 MW)

Saturday, Oct. 19, 2024 • 2 p.m. (MT) • Logan, Utah • Merlin Olsen Field at Maverik Stadium (25,100)

NEW MEXICO LOBOS

2024 Record: 2-4, 1-1 Mountain West

Last Game: Oct. 12, 2024

• W, 52-37 vs. Air Force

Head Coach: Bronco Mendenhall

• **School Record:** 2-4 (1st year)

• **Career Record:** 137-85 (18th year)

• **vs. Utah State:** 7-2

Statistical Leaders

• **Pass:** Devon Dampier (124-212, 1,488, 7TD, 6 INT)

• **Rush:** Devon Dampier (51-382, 8TD)

• **Rec.:** Luke Wysong (40-507, 1TD)

• **Def.:** Christian Ellis (47TKL, 1.5TFL, 1 INT, 1 FR)



UTAH STATE AGGIES

2024 Record: 1-5, 0-2 Mountain West

Last Game: Oct. 11, 2024

• L, 34-50 vs. UNLV

Interim Head Coach: Nate Dreiling

• **School Record:** 1-5 (1st year)

• **Career Record:** 1-5 (1st year)

• **vs. New Mexico:** 0-0

Statistical Leaders

• **Pass:** Spencer Petras (104-159, 1,271, 9TD, 6 INT)

• **Rush:** Ralsul Faison (108-587, 3TD)

• **Rec.:** Jalen Royals (44-646, 5TD)

• **Def.:** Jordan Vincent (53TKL, 0.5TFL, 1 INT)



/// KICKOFF COVERAGE ///

• Utah State (1-5, 0-2 MW) continues Mountain West play this week as it hosts New Mexico (2-4, 1-1 MW) on Saturday, Oct. 19, at 2 p.m. (MT). The game will be televised on truTV (Xfinity Ch. 44, DISH Ch. 242, DirecTV Ch. 246) with Ari Wolfe (play-by-play), Darius Walker (analyst) and Bridget Howard (reporter) on the call.

• Interim head coach **Nate Dreiling**, who was elevated from defensive coordinator on July 2, is the youngest head coach at the Football Bowl Subdivision (FBS) level as he is 33 years old. Dreiling is one of only two interim head coaches in the nation along with Fresno State's Tim Skipper.

• Utah State is 52-36 (.591) all-time in Mountain West play, including a 28-17 (.622) home record. USU has the third-best record against MW opponents since it joined the league in 2013. Boise State (75-17) has the best record, while San Diego State (62-28) has the second-best record. Overall, USU is 50-24 (.676) in its last 74 home games.

• Utah State is second in the Mountain West and 19th in the nation in total offense (463.8 yards per game) and second in the MW and 14th in the nation in passing offense (302.8 ypg). USU is also fifth in the MW and tied for 36th in the nation in yards per rush (5.1).

• Senior WR **Jalen Royals** is second in the Mountain West and eighth in the nation in receiving (107.7 yards per game), second in the MW and ninth in the nation in receptions (7.3 pg), third in the MW and 18th in the nation in all-purpose yards (127.5 ypg), and third in the MW and 22nd in the nation in receiving touchdowns with five (0.80 pg).

• For his career, **Royals** has caught 115 passes for 1,726 yards and 20 touchdowns and ranks fifth all-time in school history in touchdown receptions, 17th all-time in receiving yards and 20th all-time in receptions. He also has seven-career 100-yard receiving games, which is tied for the ninth-most in school history.

• Utah State set a pair of school records in its game against UNLV last weekend as it marked the first time in school history that it had two players with 10-plus receptions and two players with 150-plus receiving yards in the same game as senior WR **Jalen Royals** had 10 catches for 155 yards and one touchdown and junior WR **Jack Hestera** had 10 catches for 152 yards and one touchdown. The last time USU had a pair of 100-receivers in the same game was against Fresno State in 2023 with **Royals** and **Terrell Vaughn**.



@USUFOOTBALL



@USUFOOTBALL



@USUFOOTBALL



UTAHSTATEAGGIES.COM



| ALPHABETICAL | | | NUMERICAL | | | | | | | | | |
|--------------|----------------------|------|-----------|---------------------|------|------|-----|-------|------|---|--|--|
| No. | Name | Pos. | No. | Name | Pos. | Ht. | Wt. | Cl. | Exp. | Hometown (High School/Last School) | | |
| 33 | Alford, Max | ILB | 0 | Robert Freeman IV | WR | 5-7 | 170 | Jr. | JC | El Cerrito, Calif. (El Cerrito HS/American River College) | | |
| 55 | Alo, Falepule | OL | 1 | Jon Ross Maye | ILB | 5-11 | 230 | G-Sr. | TR | Johns Creek, Ga. (Johns Creek HS/Lenoir-Rhyne) | | |
| 54 | Andersen, Teague | OL | 1 | Jalen Royals | WR | 6-0 | 205 | Sr. | 2L | Powder Springs, Ga. (Hillgrove HS/Georgia Military College) | | |
| 57 | Andersen, Trey | OL | 2 | Robert Briggs Jr. | RB | 5-6 | 185 | Jr. | 2L | Bellville, Texas (Bellville HS) | | |
| 40 | Andreasen, Zion | DE | 2 | Jaiden Francois | CB | 5-10 | 195 | G-Sr. | 1L | Florida City, Fla. (South Dade HS/UCF) | | |
| 91 | Bailey, Braydon | DT | 3 | JD Drew | CB | 5-11 | 165 | So. | 1L | Tulsa, Okla. (Booker T. Washington HS) | | |
| 30 | Baird, Jonathan | RB | 3 | Rahsul Faison | RB | 5-11 | 200 | Sr. | 1L | Pottstown, Pa. (Salisbury (CT) HS/Snow College) | | |
| 16 | Barnes, Bryson | QB | 4 | DJ Graham II | CB | 6-0 | 200 | R-Jr. | TR | Fort Worth, Texas (Keller Central HS/Oklahoma) | | |
| 38 | Booth, Will | LB | 5 | Marlin Dean | DE | 6-5 | 235 | Jr. | JC | Elberton, Ga. (IMG Academy/Butler CC) | | |
| 60 | Bowles, Wyatt | OL | 5 | Otto Tia | WR | 6-4 | 220 | Jr. | 2L | Layton, Utah (Northridge HS) | | |
| 9 | Bowman, Colby | WR | 6 | Ike Larsen | S | 5-10 | 195 | Jr. | 2L | Smithfield, Utah (Sky View HS) | | |
| 2 | Briggs Jr., Robert | RB | 7 | Omari Okeke | S | 6-2 | 200 | G-Sr. | 1L | Bellflower, Calif. (Bellflower HS/Cerritos College) | | |
| 33 | Brousseau, Grayson | TE | 7 | Spencer Petras | QB | 6-5 | 230 | G-Sr. | TR | San Rafael, Calif. (Marin Catholic HS/Iowa) | | |
| 90 | Bruce, Isaiah | DT | 8 | Grant Page | WR | 6-3 | 200 | So. | SQ | Boulder, Colo. (Fairview HS/Colorado) | | |
| 82 | Christensen, Cole | WR | 8 | Taz Williams | DT | 6-1 | 280 | Sr. | TR | Akron, Ohio (St. Vincent-St. Mary's HS/Kent State) | | |
| 15 | Conover, Jacob | QB | 9 | Colby Bowman | WR | 6-2 | 195 | G-Sr. | 1L | Orange, Calif. (St. John Bosco HS/Stanford) | | |
| 29 | Cottle, Corbin | RB | 9 | Blaine Spires | DE | 6-3 | 230 | G-Sr. | 1L | Youngstown, Ohio (East HS/Bowling Green) | | |
| 88 | Cragun, Tanner | K | 10 | Gabriel Iniguez Jr. | DT | 6-1 | 280 | Jr. | TR | Pittsburg, Calif. (Pittsburg HS/New Mexico State) | | |
| 19 | Davis, Chase | S | 10 | CJTiller | QB | 6-1 | 200 | R-Fr. | TR | Gilbert, Ariz. (Rancho Cucamonga HS/Boise State) | | |
| 11 | Davis, Kahanu | WR | 11 | Kahanu Davis | WR | 5-10 | 180 | R-Jr. | RS | Kalaheo, Hawaii (Kapa'a HS/Southwestern College) | | |
| 5 | Dean, Marlin | DE | 11 | Gabe Peterson | DE | 6-2 | 255 | Jr. | TR | Overland Park, Kan. (Blue Valley Northwest HS/New Mexico State) | | |
| 17 | Dickerson, Avante | CB | 12 | Simeon Harris | S | 5-11 | 180 | Jr. | 1L | Vallejo, Calif. (Benicia HS/Colorado) | | |
| 3 | Drew, JD | CB | 12 | Chase Tuatagaloa | TE | 6-4 | 235 | So. | 1L | Orem, Utah (Orem HS) | | |
| 22 | Edwards, Mason | CB | 13 | EJ Fisk Jr. | CB | 5-10 | 175 | Jr. | JC | Tupelo, Miss. (Saltillo HS/East Central College) | | |
| 3 | Faison, Rahsul | RB | 14 | Jack Hestera | WR | 6-0 | 185 | Jr. | TR | Cedar Park, Texas (Cedar Park HS/Charlotte) | | |
| 50 | Falatea, Lawrence | DE | 14 | Bronson Olevao Jr. | ILB | 6-1 | 220 | So. | SQ | Salt Lake City, Utah (Highland HS) | | |
| 13 | Fisk Jr., EJ | CB | 15 | Jacob Conover | QB | 6-1 | 200 | G-Jr. | TR | Chandler, Ariz. (Chandler HS/Arizona State) | | |
| 25 | Flores, Noah | CB | 15 | Torren Union | S | 6-1 | 200 | G-Sr. | TR | Mesa, Ariz. (Marcos de Niza HS/New Mexico State) | | |
| 24 | Floyd, Nick | RB | 16 | Bryson Barnes | QB | 6-2 | 205 | Jr. | TR | Milford, Utah (Milford HS/Utah) | | |
| 2 | Francois, Jaiden | CB | 16 | Terrell Taylor | S | 5-11 | 195 | Jr. | JC | Compton, Calif. (Paramount HS/Golden West College) | | |
| 0 | Freeman IV, Robert | WR | 17 | Avante Dickerson | CB | 5-11 | 170 | Jr. | 1L | Omaha, Neb. (Westside HS/Oregon) | | |
| 49 | Garcia, Jacob | LS | 17 | Braden Siri | QB | 6-3 | 205 | Jr. | JC | American Fork, Utah (Lone Peak HS/Golden West College) | | |
| 4 | Graham II, DJ | CB | 18 | Jackson Olsen | WR | 6-4 | 190 | R-Fr. | RS | Millville, Utah (Ridgeline HS) | | |
| 74 | Griffiths, Jarvis | OL | 19 | Chase Davis | S | 6-3 | 185 | R-Fr. | RS | Little Elm, Texas (Little Elm HS) | | |
| 12 | Harris, Simeon | S | 19 | Levi Manning | QB | 6-1 | 200 | So. | JC | Bakersfield, Calif. (Centennial HS/Bakersfield College) | | |
| 14 | Hestera, Jack | WR | 20 | Cole Joyce | ILB | 6-0 | 230 | G-Jr. | 2L | Bentonville, Ark. (Bentonville HS/UCF) | | |
| 59 | Holmes, William | DE | 20 | Tate Kjar | WR | 5-9 | 160 | Fr. | HS | Draper, Utah (Corner Canyon HS) | | |
| 10 | Iniguez Jr., Gabriel | DT | 21 | Malik McConico | S | 6-2 | 200 | So. | JC | Ocala, Fla. (Vanguard HS/Hutchinson CC) | | |
| 61 | Iosua, K'leyone | OL | 21 | Herschel Turner Jr. | RB | 5-9 | 190 | Fr. | HS | Richmond, Calif. (Mt. Diablo HS) | | |
| 95 | Jackson, Miguel | DT | 22 | Mason Edwards | CB | 6-2 | 180 | Jr. | JC | Denham Springs, La. (Denham Springs HS/Hutchinson CC) | | |
| 22 | Jameson, Derrick | RB | 22 | Derrick Jameson | RB | 6-0 | 210 | So. | JC | Maple Grove, Minn. (Maple Grove HS/Iowa Central CC) | | |
| 43 | Jolley, Tanner | DE | 23 | Courage Ugo | CB | 6-1 | 180 | Jr. | JC | Richmond, Texas (Foster HS/Blinn JC) | | |
| 20 | Joyce, Cole | ILB | 23 | Kyrese White | WR | 5-10 | 185 | G-Sr. | 2L | Ogden, Utah (Roy HS/Utah) | | |
| 76 | Jury, Camden | OL | 24 | Nick Floyd | RB | 5-9 | 190 | Jr. | JC | Riverside, Calif. (Centennial HS/Mt. San Antonio College) | | |
| 28 | Kafentzis, Gio | S | 24 | Jordan Vincent | S | 5-10 | 190 | Sr. | TR | Chicago, Ill. (Stevenson HS/New Mexico State) | | |
| 78 | Keele, Cole | OL | 25 | Noah Flores | CB | 5-9 | 180 | R-Fr. | RS | Sandy, Utah (Alta HS) | | |
| 20 | Kjar, Tate | WR | 26 | John Miller | ILB | 6-1 | 225 | R-Jr. | TR | Tualatin, Ore. (Tualatin HS/Oregon State) | | |
| 28 | Kofe, Tre | RB | 27 | Logan Pili | ILB | 6-0 | 235 | So. | 1L | Provo, Utah (Timpview HS/BYU) | | |
| 63 | Kotsanlee, Stephen | P | 27 | Jacob Regen | TE | 6-4 | 220 | Fr. | HS | Hyde Park, Utah (Green Canyon HS) | | |
| 87 | Lane, Broc | TE | 28 | Gio Kafentzis | S | 5-10 | 180 | Fr. | HS | Puyallup, Wash. (Emerald Ridge HS) | | |
| 6 | Larsen, Ike | S | 28 | Tre Kofe | RB | 5-9 | 195 | Fr. | HS | Idaho Falls, Idaho (Corner Canyon (UT) HS) | | |
| 94 | Lolohea, Siolaa | DT | 29 | Corbin Cottle | RB | 5-9 | 190 | R-Fr. | RS | Bountiful, Utah (Bountiful HS) | | |
| 44 | Maile, Bo | DT | 29 | Nathan Wright | ILB | 6-0 | 180 | Fr. | HS | Prescott, Ariz. (Prescott HS) | | |
| 72 | Maile, George | OL | 30 | Jonathan Baird | RB | 6-0 | 220 | So. | TR | Spokane, Wash. (Mead HS/BYU) | | |
| 19 | Manning, Levi | QB | 31 | Kadiyon Sweat | S | 6-0 | 180 | R-Fr. | RS | Lehi, Utah (Lehi HS) | | |
| 47 | Marks, Ryan | K/P | 32 | Tanner Williams | ILB | 6-2 | 215 | Fr. | HS | Orange, Calif. (Mater Dei HS) | | |
| 62 | Maui, Aloali'i | OL | 33 | Max Alford | ILB | 6-1 | 245 | R-So. | 1L | Park City, Utah (Park City HS) | | |
| 1 | Maye, Jon Ross | ILB | 33 | Grayson Brousseau | TE | 6-5 | 220 | Fr. | HS | Lehi, Utah (Lehi HS) | | |
| 21 | McConico, Malik | S | 34 | Teeg Slone | S | 6-0 | 185 | R-So. | RS | Rocklin, Calif. (Rocklin HS/American River College) | | |
| 52 | McDougall, Alexander | LS | 38 | Will Booth | ILB | 6-3 | 190 | Fr. | HS | Millville, Utah (Ridgeline HS) | | |
| 73 | Migao, Elia | OL | 39 | Jadon Pearson | ILB | 6-1 | 205 | G-Jr. | TR | Gilbert, Ariz. (Williams Field HS/Utah) | | |
| 45 | Migao, Enoka | DE | 40 | Zion Andreasen | DE | 6-4 | 225 | R-Fr. | RS | Salt Lake City, Utah (East HS) | | |
| 26 | Miller, John | ILB | 41 | Carl Nesmith | DE | 6-4 | 235 | Jr. | JC | Jacksonville, Fla. (Baldwin HS/Fullerton College) | | |
| 86 | Monney, Will | TE | 42 | Clyde Washington | ILB | 6-3 | 240 | G-Sr. | TR | Mount Laurel, N.J. (Lenape HS/Purdue) | | |
| 56 | Motes, Cole | OL | 43 | Tanner Jolley | DE | 6-2 | 225 | Fr. | RS | Fruita, Colo. (Fruita Monument HS) | | |
| 65 | Motu'apuaka, Tavo | OL | 44 | Bo Maile | DT | 6-2 | 290 | Jr. | 2L | South Jordan, Utah (Bingham HS) | | |
| 41 | Nesmith, Carl | DE | 45 | Enoka Migao | DE | 6-4 | 260 | Jr. | 2L | Temecula, Calif. (Chaparral HS) | | |
| 89 | Nimrod, Elliott | PK | 47 | Ryan Marks | K/P | 5-11 | 235 | So. | 1L | Farmington, Utah (Farmington HS) | | |
| 7 | Okeke, Omari | S | 48 | Seni Tuiaki | DT | 6-1 | 290 | Jr. | 2L | Salt Lake City, Utah (East HS) | | |
| 14 | Olevao Jr., Bronson | ILB | 49 | Jacob Garcia | LS | 6-0 | 250 | G-Sr. | 3L | Anaheim, Calif. (Serve HS) | | |



NUMERICAL

| No. | Name | Pos. | Ht. | Wt. | Cl. | Exp. | Hometown (High School/Last School) |
|-----|---------------------|------|------|-----|-------|------|---|
| 50 | Lawrence Falatea | DE | 6-4 | 240 | Jr. | TR | Sandy, Utah (Alta HS/Washington State) |
| 51 | Jared Pele | OL | 6-5 | 300 | Jr. | JC | Azle, Texas (Brewer HS/Navarro JC) |
| 52 | Alexander McDougall | LS | 5-11 | 225 | R-Fr. | RS | Corona, Calif. (Centennial HS) |
| 54 | Teague Andersen | OL | 6-5 | 305 | So. | 1L | Lehi, Utah (Lehi HS) |
| 55 | Falepule Alo | OL | 6-1 | 300 | Sr. | 3L | Gonzales, La. (West (UT) HS) |
| 56 | Cole Motes | OL | 6-5 | 300 | Sr. | 3L | Thatcher, Ariz. (Thatcher HS) |
| 56 | Ioholani Raass | DE | 6-2 | 240 | Jr. | 1L | Lehi, Utah (Skyridge HS/Snow College) |
| 57 | Trey Andersen | OL | 6-6 | 285 | Jr. | TR | Eagle Mountain, Utah (Lehi HS/Pittsburgh) |
| 59 | William Holmes | DE | 6-4 | 240 | Fr. | HS | Detroit, Mich. (Western International HS) |
| 60 | Wyatt Bowles | OL | 6-5 | 300 | G-Sr. | 3L | West Point, Utah (Syracuse HS) |
| 61 | K'leyone Iosua | OL | 6-3 | 305 | R-Fr. | RS | Corvallis, Ore. (Skyridge (UT) HS) |
| 62 | Aloali'i Maui | OL | 6-1 | 305 | Jr. | 1L | Pago Pago, American Samoa (Tafuna HS/New Mexico Military Institute) |
| 63 | Stephen Kotsanlee | P | 6-1 | 210 | G-Sr. | 4L | Melbourne, Australia (Box Hill HS) |
| 64 | Caysen Whittaker | OL | 6-3 | 310 | Fr. | HS | Spanish Fork, Utah (Spanish Fork HS) |
| 65 | Tavo Motu'apuaka | OL | 6-5 | 335 | So. | 1L | Honolulu, Hawaii (Mililani HS) |
| 67 | Adam Pond | OL | 6-5 | 285 | So. | SQ | Lehi, Utah (Skyridge HS) |
| 70 | Jr Sia | OL | 6-4 | 315 | R-Fr. | RS | Herriman, Utah (Mountain Ridge HS) |
| 72 | George Maile | OL | 6-3 | 305 | So. | TR | West Valley City, Utah (Bingham HS/Baylor) |
| 73 | Elia Migao | OL | 6-2 | 310 | Jr. | 1L | Temecula, Calif. (Chaparral HS) |
| 74 | Jarvis Griffiths | OL | 6-1 | 270 | R-Fr. | RS | American Fork, Utah (American Fork HS) |
| 75 | Bryce Radford | OL | 6-6 | 320 | So. | 1L | Hyde Park, Utah (Green Canyon HS) |
| 76 | Camden Jury | OL | 6-7 | 325 | Fr. | HS | Gilbert, Ariz. (Casteel HS) |
| 78 | Cole Keele | OL | 6-3 | 300 | R-Fr. | RS | Morgan, Utah (Morgan HS) |
| 81 | Quentin Riley | WR | 6-1 | 190 | So. | SQ | Meridian, Idaho (Meridian HS) |
| 82 | Cole Christensen | WR | 5-9 | 175 | R-Fr. | RS | Highland, Utah (Lone Peak HS) |
| 83 | Josh Sterzer | TE | 6-3 | 235 | G-Sr. | 4L | Salt Lake City, Utah (Taylorsville HS) |
| 85 | Noah Wright | TE | 6-4 | 225 | Fr. | HS | Woods Cross, Utah (Woods Cross HS) |
| 86 | Will Monney | TE | 6-4 | 230 | So. | 1L | Springville, Utah (Springville HS) |
| 87 | Broc Lane | TE | 6-4 | 245 | G-Sr. | 3L | Chandler, Ariz. (Perry HS) |
| 88 | Tanner Cragun | K | 6-2 | 195 | R-Fr. | TR | Frisco, Texas (Wakeland HS/Utah) |
| 89 | Elliott Nimrod | PK | 6-0 | 185 | G-Sr. | 3L | Bentonville, Ark. (Bentonville HS/Arkansas State) |
| 90 | Isaiah Bruce | DT | 6-1 | 265 | Jr. | JC | Lena, Ill. (Lena-Winslow HS/Iowa Central CC) |
| 91 | Braydon Bailey | DT | 6-1 | 295 | Jr. | JC | Kona, Hawaii (Kahuku HS/Golden West College) |
| 93 | Bryan Vogl | DT | 6-1 | 260 | R-Fr. | RS | Eagle Mountain, Utah (Cedar Valley HS) |
| 94 | Siolaa Lolohea | DT | 6-3 | 305 | R-Fr. | TR | Euless, Texas (Trinity HS/Oklahoma State) |
| 95 | Miguel Jackson | DT | 6-0 | 290 | Sr. | TR | Pittsburgh, Pa. (Pine-Richland HS/Charlotte) |
| 96 | Manase Tupou | DT | 6-0 | 310 | Fr. | HS | Logan, Utah (Logan HS) |
| 98 | Cian Slone | DE | 6-4 | 235 | Sr. | 1L | Rocklin, Calif. (Rocklin HS/American River College) |
| 99 | Collin Vaughn | DT | 6-2 | 285 | G-Sr. | TR | Charlotte Courthouse, Va. (Stafford Senior HS/Limestone) |

ALPHABETICAL

| No. | Name | Pos |
|-----|----------------------|-----|
| 18 | Olsen, Jackson | WR |
| 8 | Page, Grant | WR |
| 39 | Pearson, Jadon | ILB |
| 51 | Pele, Jared | OL |
| 11 | Peterson, Gabe | DE |
| 7 | Petras, Spencer | QB |
| 27 | Pili, Logan | ILB |
| 67 | Pond, Adam | OL |
| 56 | Raass, Ioholani | DE |
| 75 | Radford, Bryce | OL |
| 27 | Regen, Jacob | TE |
| 81 | Riley, Quentin | WR |
| 1 | Royals, Jalen | WR |
| 70 | Sia, Jr | OL |
| 17 | Siri, Braden | QB |
| 98 | Slone, Cian | DE |
| 34 | Slone, Teeg | S |
| 9 | Spires, Blaine | DE |
| 83 | Sterzer, Josh | TE |
| 31 | Sweat, Kadiyon | S |
| 16 | Taylor, Terrell | S |
| 5 | Tia, Otto | WR |
| 10 | Tiller, CJ | QB |
| 12 | Tuatagaloa, Chase | TE |
| 48 | Tuiaki, Seni | DT |
| 96 | Tupou, Manase | DT |
| 21 | Turner Jr., Herschel | RB |
| 23 | Ugo, Courage | CB |
| 15 | Union, Torren | S |
| 99 | Vaughn, Collin | DT |
| 24 | Vincent, Jordan | S |
| 93 | Vogl, Bryan | DT |
| 42 | Washington, Clyde | ILB |
| 23 | White, Kyrese | WR |
| 64 | Whittaker, Caysen | OL |
| 8 | Williams, Taz | DT |
| 32 | Williams, Tanner | ILB |
| 29 | Wright, Nathan | ILB |
| 85 | Wright, Noah | TE |

/// COACHES / SUPPORT STAFF ///

Interim Head Coach/Defensive Coordinator (Defensive Ends): Nate Dreiling (Pittsburg State, 2013), First Year; **Associate Head Coach/Senior Offensive Analyst:** Troy Morrell (Fort Hays State, 1996), First Year; **Offensive Coordinator (Wide Receivers):** Kyle Cefalo (Colorado, 2012), Fourth Year; **Co-Offensive Coordinator (Offensive Line):** Cooper Bassett (Oklahoma State, 2012), Second Year; **Co-Defensive Coordinator (Inside Linebackers):** Bobby McMillen (Iowa State, 2019), First Year; **Defensive Run Game Coordinator (Defensive Line):** Cedric Douglas (Northern Michigan, 2011), First Year; **Special Teams Coordinator:** Nick Paremski (Wisconsin-La Crosse, 2003), Fourth Year; **Assistant Coach (Tight Ends):** DJ Tialavea (Utah State, 2013), Fourth Year; **Assistant Coach (Running Backs):** Jimmy Beal (Montana State, 2006), First Year; **Assistant Coach (Safeties):** Kwame Agyeman (Oregon, 2008), First Year; **Assistant Coach (Cornerbacks):** Jalen Ortiz (Wyoming, 2017), First Year; **Assistant Coach (Quarterbacks):** Hayden Kingston (UCF, 2020), Fourth Year; **Director of Athletic Development:** Paul Jackson (Montclair State, 2006), Fourth Year; **Assistant Strength Coach:** Andy Koch (Utah State, 2022), Third Year; **Assistant Strength Coach:** Aaron Bredsguard (Utah State, 2023), First Year; **Assistant Strength Coach:** Steve Reyna (Illinois College, 2017), First Year; **Senior Defensive Analyst:** Dave Wiemers (Washburn, 1991), First Year; **Senior Defensive Analyst:** Tim Burmeister (Wisconsin-Stevens Point, 2015), Fifth Year; **Senior Special Teams Analyst:** Bobby Dodd (Arkansas State, 2016), Fourth Year; **Defensive Graduate Assistant:** Derrick Nsubuga (Lindenwood, 2016), Second Year; **Offensive Graduate Assistant:** Brandon Bowling (Arkansas State, 2020), Second Year; **Offensive Graduate Assistant:** Cob Summers (Harding University, 2022), Second Year; **Defensive Graduate Assistant:** Bo Meisenheimer (Park University, 2024), First Year; **Defensive Quality Control:** Quinn Thomas (Walsh University, 2019), First Year; **Chief of Staff:** Rachel Phillips (TCU, 2015), First Year; **Director of Operations:** Scotty Conley (Texas A&M-Commerce, 1970), Fourth Year; **Director of Player Personnel:** Kevin Goodwin (Stephen F. Austin, 1995), Second Year; **Director of Internal Operations:** JT May (Arizona, 2013), Fourth Year; **Defensive Recruiting Analyst:** Tyrone Saterfield (Louisville, 2015), Second Year; **Offensive Recruiting Analyst:** Jake Spence (Kansas, 2023), Second Year; **Director of Creative Content:** Colby Rush (Connecticut, 2024), First Year; **Assistant Director of Creative Content:** Walker Erickson (Utah State, 2024), Second Year; **Administrative Assistant:** Elsie Murphy (Utah State, 2023), Second Year; **Associate Athletics Director for Sports Performance Health & Wellness:** Mike Williams (Utah State, 1996), 26th Year; **Assistant Athletics Director for Video Operations:** Bill Garren (Idaho State, 2002), 19th Year; **Equipment Manager:** Chris Dunlap (Sam Houston State, 2019), Second Year.

/// ON THE SIDELINES ///



| | | | | | | | | | | | |
|---|---|--|---|--|--|----------------------------------|---------------------------------------|----------------------------------|-----------------------------------|--|--|
| Nate Dreiling Interim HC/ Def. Coord./DE | Troy Morrell Assoc. HC/ Sr. Off. Analyst | Cooper Bassett Co-Offensive Coord./OL | Bobby McMillen Co-Defensive Coord./ILB | Ced Douglas Def. Run Game Coord./DL | Nick Paremski Special Teams Coordinator | DJ Tialavea Tight Ends | Jimmy Beal Running Backs | Kwame Agyeman Safeties | Jalen Ortiz Cornerbacks | Hayden Kingston Quarterbacks | Kyle Cefalo Offensive Coord./WR |
|---|---|--|---|--|--|----------------------------------|---------------------------------------|----------------------------------|-----------------------------------|--|--|





2024 UTAH STATE DEPTH CHART

/// OFFENSE ///

| | | |
|-------------------|-----------|---|
| WR | 1 | Jaylen Royals (6-0, 205, Sr., 2L) |
| | 8 | Grant Page (6-3, 200, So., SQ) |
| SLOT | 23 | Kyrese White (5-10, 185, Sr., 2L) |
| | 14 | Jack Hestera (6-0, 185, Jr., TR) |
| | 11 | Kahanu Davis (5-10, 180, R-Jr., JC) |
| LT | 56 | Cole Motes (6-5, 300, Sr., 3L) |
| | 57 | Trey Andersen (6-6, 285, Jr., TR) |
| LG | 60 | Wyatt Bowles (6-5, 300, G-Sr., 3L) |
| | 72 | George Maile (6-3, 305, So., TR) |
| C | 55 | Falepule Alo (6-1, 300, Sr., 3L) |
| | 75 | Bryce Radford (6-6, 320, So., 1L) |
| RG | 62 | Aloali'i Maui (6-1, 305, Jr., 1L) |
| | 65 | Tavo Motu'apuaka (6-5, 335, So., 1L) |
| RT | 54 | Teague Andersen (6-5, 305, So., 1L) |
| | 51 | Jared Pele (6-5, 300, Jr., JC) |
| TE -or- | 87 | Broc Lane (6-4, 245, G-Sr., 3L) |
| | 83 | Josh Sterzer (6-3, 235, G-Sr., 4L) |
| | 86 | Will Monney (6-4, 230, So., 1L) |
| WR | 5 | Otto Tia (6-4, 220, Jr., 2L) |
| | 9 | Colby Bowman (6-2, 195, G-Sr., 1L) |
| RB | 3 | Rahsul Faison (5-11, 200, Sr., 1L) |
| | 21 | Herschel Turner Jr. (5-9, 190, Fr., HS) |
| | 22 | Derrick Jameson (6-0, 210, So., JC) |
| QB | 7 | Spencer Petras (6-5, 230, G-Sr., TR) |
| | 16 | Bryson Barnes (6-2, 205, Jr., TR) |

/// DEFENSE ///

| | | |
|---------------|-----------|---|
| DE | 9 | Blaine Spires (6-3, 230, G-Sr., 1L) |
| -or- | 5 | Marlin Dean (6-5, 235, Jr., JC) |
| -or- | 98 | Cian Slone (6-4, 235, Sr., 1L) |
| DT | 10 | Gabriel Iniguez Jr. (6-1, 280, Jr., TR) |
| | 90 | Isaiah Bruce (6-1, 265, Jr., JC) |
| DT | 44 | Bo Maile (6-2, 290, Jr., 2L) |
| | 48 | Seni Tuiaki (6-1, 290, Jr., 2L) |
| | 94 | Siolaa Lolohea (6-3, 305, R-Fr., TR) |
| DE | 45 | Enoka Migao (6-4, 260, Jr., 2L) |
| -or- | 50 | Lawrence Falatea (6-4, 240, Jr., TR) |
| -or- | 11 | Gabe Peterson (6-2, 255, Jr., TR) |
| WILL | 1 | Jon Ross Maye (5-11, 230, Sr., TR) |
| -or- | 39 | Jadon Pearson (6-1, 205, G-Jr., TR) |
| | 20 | Cole Joyce (6-0, 230, G-Jr., 2L) |
| MIKE | 42 | Clyde Washington (6-3, 240, G-Sr., TR) |
| | 26 | John Miller (6-1, 225, R-Jr., TR) |
| -or- | 14 | Bronson Olevao Jr. (6-1, 220, So., SQ) |
| -or- | 27 | Logan Pili (6-0, 235, So., 1L) |
| NICKEL | 15 | Torren Union (6-1, 200, G-Sr., TR) |
| -or- | 2 | Jaiden Francois (5-10, 195, G-Sr., 1L) |
| BCB | 17 | Avante Dickerson (5-11, 170, Jr., 1L) |
| | 4 | DJ Graham II (6-0, 200, R-Jr., TR) |
| | 13 | EJ Fisk Jr. (5-10, 175, Jr., JC) |
| BS | 24 | Jordan Vincent (5-10, 190, Sr., TR) |
| | 21 | Malik McConico (6-2, 200, So., JC) |
| -or- | 7 | Omari Okeke (6-2, 200, R-Sr., 1L) |
| FS | 6 | Ike Larsen (5-10, 195, Jr., 2L) |
| | 19 | Chase Davis (6-3, 185, R-Fr., HS) |
| FCB | 3 | JD Drew (5-11, 165, So., 1L) |
| | 25 | Noah Flores (5-9, 180, R-Fr., RS) |
| | 22 | Mason Edwards (6-2, 180, Jr., JC) |

Bold -- denotes 2023 starter

/// SPECIALISTS ///

| | | |
|-----------|-----------|--|
| P | 63 | Stephen Kotsanlee (6-1, 210, G-Sr., 4L) |
| | 47 | Ryan Marks (5-11, 235, So., 1L) |
| PK | 88 | Tanner Cragun (6-2, 195, R-Fr., TR) |
| | 89 | Elliott Nimrod (6-0, 185, G-Sr., 3L) |
| KO | 89 | Elliott Nimrod (6-0, 185, G-Sr., 3L) |
| | 47 | Ryan Marks (5-11, 235, So., 1L) |
| LS | 49 | Jacob Garcia (6-0, 250, G-Sr., 3L) |
| | 52 | Alexander McDougall (5-11, 225, Fr., RS) |

| | | |
|------------|-----------|---|
| HLD | 47 | Ryan Marks (5-11, 235, So., 1L) |
| | 63 | Stephen Kotsanlee (6-1, 210, G-Sr., 4L) |
| PR | 11 | Kahanu Davis (5-10, 180, R-Jr., JC) |
| | 23 | Kyrese White (5-10, 185, G-Sr., 2L) |
| KOR | 1 | Jaylen Royals (6-0, 205, Sr., 2L) |
| | 21 | Herschel Turner Jr. (5-9, 190, Fr., HS) |
| | 23 | Kyrese White (5-10, 185, G-Sr., 2L) |

/// PRONUNCIATION GUIDE ///

| | | | | | | | | |
|----|---------------------|---------------------------|----|--------------------|------------------------------|----|------------------|-----------------------|
| 40 | Zion Andreassen | Ann-dray-sen | 94 | Siolaa Lolohea | See-oh-luh-uh Lo-lo-hey-uh | 27 | Logan Pili | Pee-lee |
| 55 | Falepule Alo | Fuh-lay-poo-lay Ah-low | 44 | Bo Maile | My-lay | 56 | Ihohani Raass | Yo-huh-law-knee Ross |
| 60 | Wyatt Bowles | Bowls | 72 | George Maile | My-lay | 70 | Jr Sia | See-yuh |
| 33 | Grayson Brousseau | Brew-so | 62 | Aloali'i Maui | Uh-low-uh-lee-ee Maw-ee | 17 | Braden Siri | Sear-ee |
| 11 | Kahanu Davis | Kuh-hah-new | 21 | Malik McConico | Muh-con-ih-coe | 98 | Cian Slone | Key-un |
| 3 | Rahsul Faison | Ruh-suhl Fay-zon | 73 | Elia Migao | Eh-lee-uh Ming-ow | 31 | Kadiyon Sweat | Kay-dee-un Ss-wet |
| 2 | Jaiden Francois | Jay-dun Fran-swah | 45 | Enoka Migao | Eh-no-kuh Ming-ow | 16 | Terrell Taylor | Tuh-rell |
| 12 | Simeon Harris | Sim-e-un | 86 | Will Monney | Money | 5 | Otto Tia | Ah-toe Tee-uh |
| 14 | Jack Hestera | Heh-stare-uh | 56 | Cole Motes | Mow-ts | 12 | Chase Tuatagaloa | Too-uh-tung-uh-low-uh |
| 10 | Gabriel Iniguez Jr. | E-knee-gez | 65 | Tavo Motu'apuaka | Tah-vo Mow-too-uh-poo-uh-kuh | 96 | Manase Tupou | Muh-nah-say Two-poe |
| 61 | K'leyone Iosua | Kay-lee-oh-knee Yo-soo-uh | 41 | Carl Nesmith | Knee-smith | 48 | Seni Tuiaka | Sen-ee Too-ee-uh-kee |
| 95 | Miguel Jackson | Muh-gehl | 7 | Omari Okeke | Oh-mar-ee Oh-kay-kay | 23 | Courage Ugo | Oo-go |
| 28 | Gio Kafentzis | Kuh-fence-is | 14 | Bronson Olevao Jr. | Oh-leh-vow | 15 | Torren Union | Tore-in |
| 28 | Tre Kofe | Ko-fay | 51 | Jared Pele | Pay-lay | 93 | Bryan Vogl | Vo-gul |
| 20 | Tate Kjar | Care | 7 | Spencer Petras | Pee-trus | | | |
| 63 | Stephen Kotsanlee | Kot-sun-lee | | | | | | |



/// SQUAD BREAKDOWN (109) ///

| | |
|------------------|----|
| Freshmen | 31 |
| Sophomores | 19 |
| Juniors | 35 |
| Seniors | 24 |

/// LETTERMEN RETURNING (34) ///

OFFENSE (17)

| | |
|---|----|
| Falepule Alo (Sr., 6-1, 300, 3L) | OL |
| Teague Andersen (So., 6-5, 305, 1L) | OL |
| Wyatt Bowles (G-Sr., 6-5, 300, 3L) | OL |
| Colby Bowman (G-Sr., 6-2, 195, 1L) | WR |
| Robert Briggs Jr. (Jr., 5-6, 185, 2L) | RB |
| Rahsul Faison (Sr., 5-11, 200, 1L) | RB |
| Broc Lane (G-Sr., 6-4, 245, 3L) | TE |
| Aloali'i Maui (Jr., 6-1, 305, 1L) | OL |
| Will Monney (So., 6-4, 230, 1L) | TE |
| Cole Motes (Sr., 6-5, 300, 3L) | OL |
| Tavo Motu'apuaka (So., 6-5, 335, 1L) | OL |
| Bryce Radford (So., 6-6, 320, 1L) | OL |
| Jalen Royals (Sr., 6-0, 205, 2L) | WR |
| Josh Sterzer (G-Sr., 6-3, 235, 4L) | TE |
| Otto Tia (Jr., 6-4, 220, 2L) | WR |
| Chase Tuatagaloa (So., 6-4, 235, 1L) | TE |
| Kyrese White (G-Sr., 5-10, 185, 2L) | WR |

DEFENSE (13)

| | |
|--|-----|
| Avante Dickerson (Jr., 5-11, 170, 1L) | CB |
| JD Drew (So., 5-11, 165, 1L) | CB |
| Jaiden Francois (G-Sr., 5-10, 195, 1L) | CB |
| Simeon Harris (Jr., 5-11, 180, 1L) | S |
| Cole Joyce (G-Jr., 6-0, 230, 2L) | ILB |
| Ike Larsen (Jr., 5-10, 195, 2L) | S |
| Bo Maile (Jr., 6-2, 290, 2L) | DE |
| Enoka Migao (Jr., 6-4, 260, 2L) | DE |
| Logan Pili (So., 6-0, 235, 1L) | ILB |
| Ioholani Raass (Jr., 6-2, 240, 1L) | DE |
| Cian Slone (Sr., 6-4, 235, 1L) | DE |
| Blaine Spires (G-Sr., 6-3, 230, 1L) | DE |
| Seni Tuiaki (Jr., 6-1, 290, 2L) | DT |

SPECIALISTS (4)

| | |
|---|-----|
| Jacob Garcia (G-Sr., 6-0, 250, 3L) | LS |
| Stephen Kotsanlee (G-Sr., 6-1, 210, 4L) | P |
| Ryan Marks (So., 5-11, 235, 1L) | K/P |
| Elliott Nimrod (G-Sr., 6-0, 185, 3L) | PK |

/// STARTERS RETURNING (12) ///

OFFENSE (6)

| | |
|--|----|
| Falepule Alo (Sr., 6-1, 300, 3L) | OL |
| Wyatt Bowles (G-Sr., 6-5, 300, 3L) | OL |
| Broc Lane (G-Sr., 6-4, 245, 3L) | TE |
| Aloali'i Maui (Jr., 6-1, 305, 1L) | OL |
| Cole Motes (Sr., 6-5, 300, 3L) | OL |
| Jalen Royals (Sr., 6-0, 205, 2L) | WR |

DEFENSE (6)

| | |
|--|----|
| Avante Dickerson (Jr., 5-11, 170, 1L) | CB |
| Jaiden Francois (G-Sr., 5-10, 195, 1L) | CB |
| Simeon Harris (Jr., 5-11, 180, 1L) | S |
| Ike Larsen (Jr., 5-10, 195, 2L) | S |
| Cian Slone (Sr., 6-4, 235, 1L) | DE |
| Seni Tuiaki (Jr., 6-1, 290, 2L) | DT |

/// REDSHIRTS RETURNING (18) ///

OFFENSE (8)

| | |
|--|----|
| Cole Christensen (Fr., 5-9, 175, HS) | WR |
| Corbin Cottle (Fr., 5-9, 190, HS) | RB |
| Kahanu Davis (Jr., 5-10, 180, JC) | WR |
| Jarvis Griffiths (Fr., 6-1, 270, HS) | OL |
| K'Leyone Iosua (Fr., 6-3, 305, HS) | OL |
| Cole Keele (Fr., 6-3, 300, HS) | OL |
| Jackson Olsen (Fr., 6-4, 190, HS) | WR |
| Jr Sia (Fr., 6-4, 315, HS) | OL |

DEFENSE (9)

| | |
|--|-----|
| Max Alford (So., 6-1, 245, 1L) | ILB |
| Zion Andreasen (Fr., 6-4, 225, HS) | DE |
| Chase Davis (Fr., 6-3, 185, HS) | S |
| Noah Flores (Fr., 5-9, 180, HS) | CB |
| Tanner Jolley (Fr., 6-2, 225, HS) | DE |
| Omari Okeke (G-Sr., 6-2, 200, 1L) | S |
| Teeg Slone (So., 6-0, 185, JC) | S |
| Kadiyon Sweat (Fr., 6-0, 180, HS) | S |
| Bryan Vogl (Fr., 6-1, 260, HS) | DT |

SPECIALISTS (1)

| | |
|---|----|
| Alexander McDougall (Fr., 5-11, 225, HS) .. | LS |
|---|----|

/// SQUADMEN RETURNING (5) ///

OFFENSE (4)

| | |
|---|----|
| Elia Migao (Jr., 6-2, 310, 1L) | OL |
| Grant Page (So., 6-3, 200, TR) | WR |
| Adam Pond (So., 6-5, 285, HS) | OL |
| Quentin Riley (So., 6-1, 190, HS) | WR |

DEFENSE (1)

| | |
|--|-----|
| Bronson Olevao Jr. (So., 6-1, 220, HS) | ILB |
|--|-----|

/// NEWCOMERS (52) ///

OFFENSE (22)

| | |
|---|----|
| Trey Andersen (Jr., 6-6, 285, TR) | OL |
| Jonathan Baird (So., 6-0, 220, TR) | RB |
| Bryson Barnes (Jr., 6-2, 205, TR) | QB |
| Grayson Brousseau (Fr., 6-5, 220, HS) | TE |
| Jacob Conover (Jr., 6-1, 200, TR) | QB |
| Nick Floyd (Jr., 5-9, 190, JC) | RB |
| Robert Freeman IV (Jr., 5-7, 170, JC) | WR |
| Jack Hestera (Jr., 6-0, 185, TR) | WR |
| Derrick Jameson (So., 6-0, 210, JC) | RB |
| Camden Jury (Fr., 6-7, 325, HS) | OL |
| Tate Kjar (Fr., 5-9, 160, HS) | WR |
| Tre Kofe (Fr., 5-9, 195, HS) | RB |
| George Maile (So., 6-3, 305, TR) | OL |
| Levi Manning (So., 6-1, 200, JC) | QB |
| Jared Pele (Jr., 6-5, 300, JC) | OL |
| Spencer Petras (G-Sr., 6-5, 230, TR) | QB |
| Braden Siri (Jr., 6-3, 205, JC) | QB |
| Jacob Regen (Fr., 6-4, 220, HS) | TE |
| CJ Tiller (R-Fr., 6-1, 200, TR) | QB |
| Herschel Turner Jr. (Fr., 5-9, 190, HS) | RB |
| Caysen Whittaker (Fr., 6-3, 310, HS) | OL |
| Noah Wright (Fr., 6-4, 225, HS) | TE |

DEFENSE (29)

| | |
|---|-----|
| Braydon Bailey (Jr., 6-1, 295, JC) | DT |
| Will Booth (Fr., 6-3, 190, HS) | ILB |
| Isaiah Bruce (Jr., 6-1, 265, JC) | DT |
| Marlin Dean (Jr., 6-5, 235, JC) | DE |
| Mason Edwards (Jr., 6-2, 180, JC) | CB |
| Lawrence Falatea (Jr., 6-4, 240, TR) | DE |
| EJ Fisk Jr. (Jr., 5-10, 175, JC) | CB |
| DJ Graham II (R-Jr. 6-0, 200, TR) | CB |
| William Holmes (Fr., 6-4, 240, HS) | DE |
| Gabriel Iniguez Jr. (Jr., 6-1, 280, TR) | DT |
| Miguel Jackson (Sr., 6-0, 290, TR) | DT |
| Gio Kafentzis (Fr., 5-10, 180, HS) | S |
| Siolaa Lolohea (R-Fr., 6-3, 305, TR) | DT |
| Jon Ross Maye (G-Sr., 5-11, 230, TR) | ILB |

/// NEWCOMERS (cont.) ///

| | |
|--|-----|
| Malik McConico (So., 6-2, 200, JC) | S |
| John Miller (R-Jr., 6-1, 225, TR) | ILB |
| Carl Nesmith (Jr., 6-4, 235, JC) | DE |
| Jadon Pearson (G-Jr., 6-1, 205, TR) | ILB |
| Gabe Peterson (Jr., 6-2, 255, TR) | DE |
| Terrell Taylor (Jr., 5-11, 195, JC) | S |
| Manase Tupou (Fr., 6-0, 310, HS) | DT |
| Courage Ugo (Jr., 6-1, 180, JC) | CB |
| Torren Union (G-Sr., 6-1, 200, TR) | S |
| Collin Vaughn (G-Sr., 6-2, 285, TR) | DT |
| Jordan Vincent (Sr., 5-10, 190, TR) | S |
| Clyde Washington (G-Sr., 6-3, 240, TR) | ILB |
| Taz Williams (Sr., 6-1, 280, TR) | DT |
| Tanner Williams (Fr., 6-2, 215, HS) | ILB |
| Nathan Wright (Fr., 6-0, 180, HS) | LB |

SPECIALISTS (1)

| | |
|---|---|
| Tanner Cragun (R-Fr., 6-2, 195, TR) | K |
|---|---|

/// LETTERMEN LOST (27) ///

OFFENSE (14)

| | |
|--|----|
| Shively Asoau Fua (Jr., 6-5, 315, JC) | OL |
| Davon Booth (Sr., 5-10, 195, 1L) | RB |
| Micah Davis (Sr., 5-11, 190, 1L) | WR |
| Ralph Frias III (Sr., 6-6, 340, TR) | OL |
| McCae Hillstead (So., 5-10, 190, 1L) | QB |
| Calvin Knapp (G-Sr., 6-4, 280, 3L) | OL |
| Cooper Legas (G-Sr., 6-1, 215, 2L) | QB |
| Ryder MacGillivray (Jr., 6-1, 195, 2L) | WR |
| Wade Meacham (G-Sr., 6-5, 310, 4L) | OL |
| Austin Okerwa (So., 6-0, 185, 1L) | WR |
| Jackson Owens (Sr., 6-5, 295, 1L) | OL |
| Kyle Van Leeuwen (Sr., 5-9, 190, 3L) | WR |
| Terrell Vaughn (Sr., 5-7, 175, 2L) | WR |
| Levi Williams (G-Jr., 6-5, 230, 2L) | QB |

DEFENSE (13)

| | |
|--|-----|
| Michael Anyanwu (G-Sr., 5-9, 180, 5L) | CB |
| Al Ashford III (Jr., 6-0, 180, 1L) | CB |
| Gavin Barthiel (So., 6-0, 225, TR) | ILB |
| Devin Dye (So., 6-0, 185, JC) | S |
| Siaosi Lauhinga (Jr., 6-2, 285, JC) | DT |
| Sir Mells (So., 6-4, 300, 1L) | DT |
| Clifton Mosley Jr. (Sr., 6-3, 325, 1L) | DT |
| Hale Motu'apuaka (Sr., 6-1, 290, 5L) | DT |
| Xavion Steele (G-Sr., 5-9, 180, 3L) | CB |
| Anthony Switzer (G-Sr., 6-0, 210, 1L) | LB |
| MJ Tafisi Jr. (G-Sr., 6-0, 250, 2L) | ILB |
| Poukesi Vakauta (Sr., 6-0, 305, 3L) | DT |
| John Ward (Sr., 6-4, 235, 2L) | DE |

/// STARTERS LOST (10) ///

OFFENSE (5)

| | |
|---|----|
| Davon Booth (Sr., 5-10, 195, 1L) | RB |
| Micah Davis (Sr., 5-11, 190, 1L) | WR |
| Ralph Frias III (Sr., 6-6, 340, TR) | OL |
| Cooper Legas (G-Sr., 6-1, 215, 2L) | QB |
| Terrell Vaughn (Sr., 5-7, 175, 2L) | WR |

DEFENSE (5)

| | |
|---|-----|
| Michael Anyanwu (G-Sr., 5-9, 180, 5L) | CB |
| Paul Fitzgerald (So., 6-3, 255, 1L) | DE |
| Hale Motu'apuaka (Sr., 6-1, 290, 5L) | DT |
| Anthony Switzer (G-Sr., 6-0, 210, 1L) | LB |
| MJ Tafisi Jr. (G-Sr., 6-0, 250, 2L) | ILB |



NATE DREILING

- **Interim Head Coach / Defensive Coordinator / Defensive Ends**
- **Pittsburg State, 2013**
- **10th Year as a Collegiate Coach**
- **First Year at Utah State**



/// THE DREILING FILE ///

COACHING EXPERIENCE

| | |
|---------|---|
| 2024- | Utah State – Interim Head Coach/ Defensive Coordinator/DE |
| 2022-23 | New Mexico State – Defensive Coordinator |
| 2021 | SE Missouri State – Defensive Run Game Coordinator/ILB |
| 2020 | Oregon – Defensive Analyst |
| 2018-19 | Pittsburg State – Defensive Coordinator |
| 2017 | Pittsburg State – Safeties |
| 2015-16 | Kansas – Graduate Assistant |

BOWL GAMES (4)

| |
|---|
| New Mexico State (2) – 2023 New Mexico; 2022 Quick Lane |
| Oregon (1) – 2020 Fiesta |
| Pittsburg State (1) – 2017 United Bowl |

CONFERENCE CHAMPIONSHIPS (1)

| |
|---------------------------|
| Oregon (1) – Pac-12, 2020 |
|---------------------------|

PLAYING EXPERIENCE

| | |
|---------|---------------------------------|
| 2010-13 | Pittsburg State – Linebacker |
| 2014 | Green Bay Packers – Linebacker |
| 2014 | Kansas City Chiefs – Linebacker |
| 2014 | Omaha Mammoths – Linebacker |

EDUCATION

| | |
|------|-----------------------------------|
| 2013 | Pittsburg State – General Studies |
|------|-----------------------------------|

FAMILY

Wife, Alexa; Children – Baylor, Baisley, Baker



- Nate Dreiling (Dry-ling) is in his first season at Utah State. Originally hired as the defensive coordinator and defensive ends coach, Dreiling was elevated to interim head coach on July 2.
- Overall, Dreiling is entering his fifth year as a defensive coordinator and 10th year as a collegiate coach. At his previous five institutions, he has coached in four bowl games and been part of one conference championship team.
- Dreiling came to Utah State after spending the past two seasons as the defensive coordinator at New Mexico State as he helped lead the Aggies to a 17-11 record and consecutive bowl games, along with playing in the Conference USA championship game in its first year in the league in 2023.
- During the 2023 season, New Mexico State posted a 10-5 record, including a 7-1 mark in Conference USA. It was just the second time in program history that a NMSU team won 10 or more games. During the season, the Aggies' defense was one of the best units in the nation as it allowed 22.8 points per game to lead its conference and rank 44th at the FBS level. The Aggies also ranked second in the conference and 48th in the nation in rushing defense at 143.7 yards per game.
- New Mexico State's defense also excelled in the red zone under Dreiling as the Aggies ranked first in the conference and fifth in the nation in 2023, allowing opponents to score 72.6 percent of the time.
- Under Dreiling, four New Mexico State defenders earned all-Conference USA honors, including defensive tackle Sterling Webb, who was named to the first team and linebacker Keyshaun Elliott, who was named to the second team.
- In his first season at New Mexico State in 2022, Dreiling inherited a defense that ranked 127th in total defense among FBS schools. The '22 Aggies were the most improved defensive unit in college football that year, climbing 98 spots to 29th in the nation with an average of 336.3 yards allowed per game. NMSU also ranked 16th in the nation in passing defense as it allowed 186.8 yards per game.
- Three Aggie defenders earned postseason honors at the end of the 2022 campaign in linebacker Chris Ojoh (first team), cornerback Syrus Dumas (first team) and safety Bryce Jackson (second team).
- Prior to New Mexico State, Dreiling spent the 2021 season as the defensive run game coordinator and inside linebackers coach for FCS program Southeast Missouri State. The Redhawks collected a top-10 victory to cap off their season with a 31-14 home triumph against eighth-ranked UT Martin to finish 4-2 in Ohio Valley Conference action. With Dreiling on the sidelines, Southeast Missouri State held UT Martin to just 14 points, which was its lowest offensive output in over a year.
- Dreiling went to Southeast Missouri State after a one-and-a-half-year stint on head coach Mario Cristobal's staff at Oregon. With Dreiling on staff, the Ducks were able to rope in the nation's sixth-best recruiting class for 2021. As a defensive analyst for Cristobal, Dreiling helped Oregon capture the 2020 Pac-12 title before it took part in the Fiesta Bowl.
- Returning to the program that he helped lead as a player, Dreiling's first full-time coaching stop came at NCAA Division II Pittsburg State in Pittsburg, Kan. For three seasons, Dreiling served on the Gorillas' coaching staff as a safeties coach (2017) and then as the program's defensive coordinator (2018-19).
- In his first season at Pittsburg State, he helped the Gorillas force a total of 25 turnovers, while ranking second in the nation in fourth-down conversion percentage (.200) and 19th in fumble recoveries.
- In the two seasons after Dreiling was elevated to the Gorillas' defensive coordinator, 17 players garnered all-conference honors, including safety Morgan Selenaea, who earned honorable mention All-America honors in 2018. All told, Dreiling's defensive schemes allowed Pittsburg State to rank among the top two in its conference in 11 different statistical categories in 2018 and 2019.
- His first coaching gig came in the Jayhawk State, too, as he signed on with Kansas as a graduate assistant for two seasons (2015-16). Helping oversee the Jayhawks' linebackers (2015) and defensive line (2016), Dreiling assisted in the development of three all-Big 12 performers, including Dorance Armstrong, who was a fourth-round NFL Draft pick by the Dallas Cowboys in 2018.
- One of the best NCAA Division II football players in the nation on either side of the ball, Dreiling terrorized opposing offenses through his four-year career (2010-13) at Pittsburg State. A four-time All-American, Dreiling led the Gorillas to the NCAA Division II National Championship in 2011, a year in which he was named the NCAA Division II National Defensive Player of the Year by the Don Hansen Football Committee.
- The 2011 Mid-America Intercollegiate Athletics Association (MIAA) Defensive Player of the Year amassed a trio of all-MIAA awards and was named a CoSIDA Academic All-American in 2013. His 491 career tackles top both the Pittsburg State and MIAA all-time charts.
- Dreiling's success on the field caught the eye of numerous NFL teams following his collegiate career. The linebacker signed an undrafted free agent deal with the Green Bay Packers ahead of the 2014 season and spent time on the Kansas City Chiefs' practice squad that same year. He wrapped up his playing career by signing on with the Omaha Mammoths of the now-defunct Fall Experimental Football League (FXFL) for the remainder of 2014.
- Dreiling and his wife, Alexa, have a two daughters, Baylor and Baisley, and a son, Baker.



/// MEDIA SCHEDULE - NEW MEXICO WEEK ///

| MONDAY | TUESDAY | WEDNESDAY | THURSDAY | FRIDAY | SATURDAY |
|--|---|---|--|--|---|
| Press Conference 12:15 pm - Players 12:30 pm - Head Coach Practice Practice is Closed No Availability | Practice Requested players and assistant coaches available after practice. | Practice Practice is Closed No Availability Nate Dreiling Radio Show 7 p.m. | Practice Practice is Closed No Availability | Practice Practice is Closed No Availability | vs. New Mexico Kickoff - 2 pm truTV Post Game Coach Dreiling and requested players available in Spetman Auditorium. |

UTAH STATE COMMUNICATIONS CONTACTS

• Associate Athletics Director for Communications **Doug Hoffman** (435-797-3714 office, 435-881-8011 cell, doug.hoffman@usu.edu) handles all media requests for the Utah State football program, along with Assistant Communications Director **Daniel Hansen** (435-797-5547 office, 435-363-6649 cell, danielbhansen@usu.edu).

• For updated statistics, rosters, game notes and all Aggie news, go to the official Utah State Athletics website at UtahStateAggies.com.

AGGIE RADIO NETWORK

• Utah State football games are broadcast on the Aggie Radio Network, which includes the following stations: **KZNS (1280 AM/97.5 FM)** in Salt Lake City, **KVNU (610 AM/102.1 FM)** in Logan, **KRPX (102.7 FM)** in Green River, **KRPX (100.3 FM)** in Moab, **KVSI (1450 AM/104.5 FM)** in Montpelier, **KRPX (95.9 FM)** in Orangeville and **KRPX (95.3 FM)** in Price, as well as on the internet at www.UtahStateAggies.com. **Scott Garrard** serves as the play-by-play announcer, while former USU quarterback **Kevin White** (1988-89) serves as the analyst.

WEEKLY PRESS CONFERENCE

• Utah State interim head coach **Nate Dreiling** will hold his weekly press conference every Monday during the season at noon MT. Selected players will also be available. There will not be a live stream, but the press conference will be posted on USU's website at UtahStateAggies.com.

PRACTICE SCHEDULE / INTERVIEW REQUESTS

• Practices are closed to the media. Requested coaches and players will be available for post-practice interviews on Tuesdays each week. All player and assistant coaching staff interview requests should be directed to **Doug Hoffman**. Personal phone numbers will not be made available to media. Players have been instructed not to conduct interviews when contacted without prior approval from the communications staff.

POST-GAME INTERVIEW POLICY

• The Utah State locker room is closed at all times. Interim head coach **Nate Dreiling** and requested players will be available in the Spetman Auditorium on the second floor of the Jim & Carol Laub Athletics-Academics Complex after a brief cooling off period. Video of each post-game press conference will be made available at UtahStateAggies.com. Post-game interviews on the road will be held in accordance with the host school's procedures.

PRESS BOX AND GAMEDAY SERVICES

• Access to the press level (fifth floor) of the West Stadium Center is located on the northwest side of Maverik Stadium. A pregame meal will be served one hour prior to kickoff. Packets with pregame information will be distributed on line in advance of kickoff on game day. Stat monitors with live, updated statistics are provided for radio and television, while print media can access the same information utilizing StatBroadcast.

• Photographers have access to both the press level (fifth floor) of the West Stadium Center and the Spetman Auditorium on the second floor of the Jim & Carol Laub Athletics-Academics Complex. The Spetman Auditorium is not available until one hour prior to kickoff each game day.

• Requests for working credentials for the 2024 Utah State football season must be sent to **Doug Hoffman**. Media parking is located in the C lot on the north side of Maverik Stadium.

X

• Follow all of the Aggie coaches and the program on X: **Nate Dreiling** @CoachNDreiling; **Troy Morrell** @TroyMorrell_USU; **Kyle Cefalo** @kcef35; **Cooper Bassett** @CBassett_USU; **Bobby McMillen** @Coach_MacUSU; **Ced Douglas** @CTheSamuraCoach; **Nick Paremski** @CoachP_UtahSt; **DJ Tialavea** @DJTialavea_86; **Jimmy Beal** @KingJB01; **Kwame Agyeman** @Coach_Kwam; **Jalen Ortiz** @CoachJ_Ortiz; **Hayden Kingston** @Hayden_King12; and **Utah State Football** @USUFootball.

COLLEGEPRESSBOX.COM

• Collegepressbox.com is the official media website for Division I football. Access and download game notes, quotes, statistics, media guides, headshots, logos and more for all FBS schools, conferences, postseason games, awards and the College Football Playoff. For access, please register for an account at collegepressbox.com/register.

/// COACHING STAFF ///

- Interim Head Coach/Def. Coord./DE .. Nate Dreiling
- Alma Mater Pittsburg State, 2013
- Overall Record 1-5 (1st yr)
- School Record 1-5 (1st yr)
- Conference Record 0-2 (1st yr)
- Bowl Record 0-0
- Assoc. Head Coach/Senior Off. Analyst .. Troy Morrell
- Offensive Coordinator/WR Kyle Cefalo
- Co-Offensive Coordinator/OL Cooper Bassett
- Co-Defensive Coordinator/ILB Bobby McMillen
- Def. Run Game Coordinator/DL Ced Douglas
- Special Teams Coordinator Nick Paremski
- Tight Ends DJ Tialavea
- Running Backs Jimmy Beal
- Safeties Kwame Agyeman
- Cornerbacks Jalen Ortiz
- Quarterbacks Hayden Kingston
- Senior Defensive Analyst Dave Wiemers
- Senior Defensive Analyst Tim Burmeister
- Senior Special Teams Analyst Bobby Dodd
- Defensive Graduate Assistant BJ Edmonds
- Defensive Graduate Assistant Derrick Nsubuga
- Offensive Graduate Assistant Brandon Bowling
- Offensive Graduate Assistant Cob Summers
- Defensive Graduate Assistant Bo Meisenheimer
- Defensive Quality Control Quinn Thomas
- Director of Athletic Development Paul Jackson
- Assistant Strength Coach Andy Kock
- Assistant Strength Coach Aaron Bredsguard
- Assistant Strength Coach Steve Reyna

/// TEAM INFORMATION ///

- 2024 Record 1-5
- MW Record 0-2
- Ranking NA
- Lettermen Returning 34 (O-17, D-13, S-4)
- Lettermen Lost 27 (O-14, D-13, S-0)
- Starters Returning 12 (O-6, D-6)
- Starters Lost 10 (O-5, D-5)
- Offensive Starters Returning: 6
- Falepule Alo (OL), Wyatt Bowles (OL), Broc Lane (TE), Aloali'i Maui (OL), Cole Motes (OL), Jalen Royals (WR).
- Defensive Starters Returning: 6
- Avante Dickerson (CB), Jaiden Francois (CB), Simeon Harris (S), Ike Larsen (S), Cian Slone (DE), Seni Tuiaki (DT).

/// TEAM HISTORY ///

- First Year of Football 1892
- Record (Years) 583-574-31 (127)
- Mountain West Record (Years) 52-36 (12)
- Conference Championships (Last) 13 (2021)
- All-Time Bowl Record 6-11

/// STADIUM INFORMATION ///

- Name Merlin Olsen Field at Maverik Stadium
- Capacity 25,100
- Surface FieldTurf
- Record 163-120
- Year Built 1968





/// NEW MEXICO at UTAH STATE ///



/// SERIES HISTORY ///

| | |
|-------------------------------------|-----------------------|
| Overall | USU leads, 17-13-0 |
| In Logan | USU leads, 9-4-0 |
| In Albuquerque | USU trails, 8-9-0 |
| Neutral Site | NA |
| Longest USU Win Streak | 7, 2017-23 |
| Longest UNM Win Streak | 4, 1956-59 |
| Largest USU Margin of Victory ... | (42) 61-19-- 10/27/18 |
| Largest UNM Margin of Victory | (28) 28-0-- 12/6/52 |

/// GAME-BY-GAME RESULTS ///

| | | | | | | |
|----------|---|-------|---|---------------|---|-----------|
| 12-01-51 | L | 13-17 | A | 09-12-98 | L | 36-39***A |
| 12-06-52 | L | 0-28 | A | 10-19-02 | W | 45-44* H |
| 09-26-53 | W | 6-0 | H | 10-04-03 | L | 7-34 A |
| 10-02-54 | W | 6-0 | A | 10-19-13 | W | 45-10 A |
| 10-08-55 | W | 18-0 | H | 11-15-14 | W | 28-21 H |
| 09-29-56 | L | 19-27 | A | 11-07-15 | L | 13-14 A |
| 10-12-57 | L | 10-14 | H | 11-12-16 | L | 21-24 H |
| 10-11-58 | L | 14-34 | A | 11-04-17 | W | 24-10 A |
| 10-10-59 | L | 6-28 | H | 10-27-18 | W | 61-19 H |
| 10-15-60 | W | 46-7 | A | 11-30-19 | W | 38-25 A |
| 10-14-61 | W | 41-7 | H | 11-26-20 | W | 41-27 H |
| 10-13-62 | L | 13-14 | A | 11-26-21 | W | 35-10 A |
| 10-12-63 | W | 47-14 | H | 11-05-22 | W | 27-10 H |
| 10-17-64 | W | 14-3 | A | 11-24-23 | W | 44-41** A |
| 09-17-66 | L | 8-17 | A | * = overtimes | | |
| 09-20-97 | L | 22-25 | H | | | |

/// TOP AGGIES vs. NEW MEXICO ///

| | |
|------------------------|-------------------------------|
| Rushing | Levi Williams (2023) |
| | 153 yards on 25 carries |
| Passing | Jordan Love (2018) |
| | 448 yards on 23-of-34 passing |
| Receiving | Kevin Curtis (2002) |
| | 180 yards on six receptions |
| Tackles | Jesse Busta, 15 (2002) |

/// DID YOU KNOW? ///

- New Mexico senior S **Dominic Tatum** spent four years at Utah State (2019-22). Overall, he appeared in 27 games with nine starts and had 69 career tackles, to go along with six pass breakups.
- Utah State has 37 players in its program from the Beehive State, while New Mexico has 24 players on its roster from the Land of Enchantment.
- Utah State is 49-21 (.700) all-time against Division I teams from the state of New Mexico with a 32-8 record against New Mexico State and a 17-13 record versus New Mexico.
- Utah State is 23-20 (.545) in games played during the month of October over the last 12 seasons, which includes a 13-9 (.591) home record.
- Utah State is 11-6 (.647) all-time in known games played on Oct. 19.

/// THIS WEEK'S OPPONENT ///

SCOUTING NEW MEXICO

• New Mexico is 2-4 on the season and 1-1 in Mountain West play following its 52-37 Mountain West home win against Air Force last weekend. The Lobos are led by sophomore QB Devon Dampier, who is 124-of-212 (.585) passing for 1,488 yards (248.0 ypg) with seven touchdowns and six interceptions. Dampier also leads the team in rushing with 382 yards on 51 carries (7.5 ypc/63.7 ypg) and eight touchdowns. Junior WR Luke Wysong has caught a team-best 40 passes for 507 yards (12.7 ypr/84.5 ypg) and one touchdown. Defensively, junior S Christian Ellis has a team-best 47 tackles, which includes 1.5 tackles for loss, while junior S Noah Avinger has 45 tackles, which includes 1.0 tackles for loss. As a team, New Mexico is averaging 35.3 points and 456.7 yards of total offense per game (208.7 rushing, 248.0 passing), and allowing 42.7 points and 498.3 yards of total offense (256.3 rushing, 242.0 passing). New Mexico returns eight starters (O-2, D-6) and 32 lettermen (O-11, D-18, S-3) from last year's team that went 4-8 overall and 2-6 in MW play to finish tied for 10th. Bronco Mendenhall is 137-85 in his 18th season as a collegiate head coach, including a 2-4 record in his first season at New Mexico. Mendenhall is 7-2 all-time against Utah State.

AGGIES AND LOBOS SERIES HISTORY

• Utah State holds a 17-13 advantage all-time in the series against New Mexico, which includes a 9-4 home record. USU has won each of the last seven games played between the two teams and 10 of the last 13 overall. The first game played in the series was in Albuquerque on Dec. 1, 1951, with UNM winning 17-13. USU won last year's meeting in Albuquerque in double overtime, 44-41, and won the last meeting in Logan, 27-10, on Nov. 5, 2022. Overall, USU is 9-2 against the Lobos since joining the Mountain West in 2013.

UTAH STATE vs. NEW MEXICO SERIES 11TH-MOST PLAYED IN SCHOOL HISTORY

- Utah State and New Mexico will be meeting for the 31st time this weekend in what is the 11th-most played series in school history.
- Utah State and New Mexico have spent 23 years as league foes as both schools were members of the Skyline Conference from 1951 to 1961, along with its current membership in the Mountain West. The Lobos have been members of the MW since its inception in 1999, while USU joined the league prior to the 2013 season.

CONNECTIONS BETWEEN UTAH STATE AND NEW MEXICO PLAYERS

• The following are connections between Utah State and New Mexico players. USU graduate LS **Jacob Garcia** attended Servite HS in Anaheim, Calif., as did UNM junior CB Noah Avinger and sophomore OL Shancio Matautia. USU senior RB **Rahsul Faison** and UNM freshman LS Hyrum Hatch both attended Snow College in Ephraim, Utah. USU senior WR **Jalen Royals** and UNM senior DL Tavien Ford both began their collegiate careers at Georgia Military College. USU graduate junior ILB **Jadon Pearson** and UNM senior S Noa Pola-Gates both attended Williams Field HS in Gilbert, Ariz. USU graduate junior QB **Jacob Conover** and UNM junior RB Eli Sanders both attended Chandler (Ariz.) HS. **Conover** and UNM sophomore RB Javen Jacobs both transferred from Arizona State. USU junior OL **Trey Andersen** and UNM senior CB Jahvante Royal both transferred from Pittsburgh. USU junior WR **Kahanu Davis** and UNM junior WR Kader Diop both attended Southwestern College in San Diego, Calif. USU junior RB **Nick Floyd** and UNM senior S Aaron Smith both attended Mt. San Antonio College in Walnut, Calif. USU junior DE **Iholani Raass** transferred from UCLA, as did UNM senior OL Baraka Beckett and junior DL Tyler Kiehne. USU junior DE **Lawrence Falatea** and UNM senior OLB Gabriel Lopez both transferred from Washington State. USU junior DE **Marlin Dean** attended IMG Academy in Bradenton, Fla., as did UNM sophomore WR Shawn Miller and freshman CB Devin Costello. USU junior DT **Gabriel Iniguez Jr.** and UNM senior DL De'Jon Benton both attended Pittsburg (Calif.) HS. USU redshirt sophomore ILB **Max Alford** and UNM freshman LB Blake Tabaracci both attended Park City (Utah) HS. USU sophomore RB **Jonathan Baird** and sophomore ILB **Logan Pili** both transferred from BYU, as did UNM senior RB Sol-Jay Maiava-Peters. USU junior OL **Aloali'i Maui** and UNM sophomore OL Malik Aliane both attended New Mexico Military Institute. USU junior DT **Isaiah Bruce** and sophomore RB **Derrick Jameson** both attended Iowa Central CC, as did UNM senior OLB Antoneo Harris Jr. USU junior OL **Jared Pele** and UNM senior OL Jawaun Singletary both attended Navarro College in Corsicana, Texas. USU sophomore TE **Chase Tuatagoloa** and UNM redshirt freshman OL Matthew Toilolo both attended Orem (UT) HS. USU junior S **Simeon Harris** and sophomore WR **Grant Page** both began their collegiate careers at Colorado, as did UNM sophomore OL Travis Gray.

/// UTAH STATE UNIVERSITY JOINING THE PAC-12 CONFERENCE ///

• The Pac-12 Conference Board of Directors announced on Sept. 24, 2024, that it voted unanimously to admit Utah State University, an esteemed institution recognized for its excellence in both academics and athletics, to the conference effective July 1, 2026. Competition will begin for all conference sports in the 2026-27 academic year. This collaboration comes on the heels of welcoming Boise State University, Colorado State University, California State University, Fresno, and San Diego State University, and Gonzaga University, who will collectively build the new era of the Pac-12 Conference, along with Oregon State University and Washington State University.



/// UTAH STATE STATS vs. NEW MEXICO STATS IN LAST 15 MEETINGS ///

| Date | Score | Total Yds. (Rush-Pass) | TOP | TO | Pen. | 3rd Downs | FD |
|----------|-----------------|-------------------------------|-------------|-----|-------|------------|-------|
| 09-20-97 | L, 22-25 (H) | 283 (111-172) / 289 (152-137) | 31:23/28:37 | 3/5 | 14/11 | 8-18/7-14 | 25/18 |
| 09-12-98 | L, 36-39*** (A) | 319 (-19-338) / 300 (39-261) | 29:08/30:52 | 1/0 | 4/4 | 4-18/4-18 | 20/14 |
| 10-19-02 | W, 45-44* (H) | 447 (107-340) / 483 (263-220) | 37:43/22:17 | 2/1 | 11/12 | 2-8/6-17 | 19/28 |
| 10-04-03 | L, 7-34 (A) | 221 (55-166) / 352 (108-244) | 25:32/34:28 | 3/1 | 9/9 | 7-16/9-18 | 14/22 |
| 10-09-13 | W, 45-10 (A) | 492 (337-155) / 300 (160-140) | 26:33/33:27 | 0/1 | 5/5 | 7-13/3-15 | 25/17 |
| 11-15-14 | W, 28-21 (H) | 422 (272-150) / 400 (246-154) | 26:58/33:02 | 1/1 | 3/3 | 6-12/8-15 | 19/18 |
| 11-07-15 | L, 13-14 (A) | 294 (78-216) / 236 (132-104) | 28:46/31:14 | 2/1 | 2/7 | 4-15/2-14 | 13/10 |
| 11-12-16 | L, 21-24 (H) | 391 (128-263) / 403 (249-154) | 23:24/36:36 | 1/0 | 7/6 | 4-11/5-14 | 21/22 |
| 11-04-17 | W, 24-10 (A) | 243 (129-114) / 340 (265-75) | 20:53/39:07 | 2/4 | 5/9 | 2-11/6-17 | 12/21 |
| 10-27-18 | W, 61-19 (H) | 704 (188-516) / 291 (71-220) | 36:18/23:42 | 3/5 | 6/3 | 11-18/5-15 | 30/13 |
| 11-30-19 | W, 38-25 (A) | 368 (196-172) / 383 (276-107) | 23:53/36:07 | 1/4 | 2/6 | 8-18/4-13 | 21/21 |
| 11-26-20 | W, 41-27 (H) | 452 (209-243) / 348 (196-152) | 28:55/31:05 | 2/2 | 9/8 | 6-12/9-17 | 22/25 |
| 11-26-21 | W, 35-10 (A) | 440 (122-318) / 186 (101-85) | 24:36/35:24 | 0/2 | 7/7 | 5-13/5-15 | 18/16 |
| 11-05-22 | W, 27-10 (H) | 280 (131-149) / 258 (216-42) | 29:36/30:24 | 0/2 | 12/5 | 3-17/6-16 | 17/17 |
| 11-24-23 | W, 44-41** (A) | 500 (302-198) / 539 (337-202) | 28:33/31:27 | 1/0 | 13/15 | 4-15/7-17 | 30/35 |

Note: Utah State numbers are listed first.

/// SERIES NOTABLES BETWEEN UTAH STATE AND NEW MEXICO ///

- Utah State has won each of the last seven games in the series, including six by double digits, and has outscored New Mexico 270-142 (38.6-20.3) in those games.
- Utah State has held New Mexico to less than 30 points in 10 of its last 11 meetings and in 26 games in series history. USU has scored at least 35 points in five of the last six meetings.
- Utah State has held New Mexico to 10 or fewer points nine times in series history, including in two of the last three games, and is 9-0 in those contests.
- Utah State has held New Mexico to less than 400 yards of offense in six of the last seven games and in 11 of the last 15 meetings overall.
- Despite six of the last seven games being decided by double-digits, all USU wins, 12 of the 30 games (.400) in the series have been decided by one score.
- Twelve of Utah State's last 15 wins in the series have been by double digits, while five of New Mexico's last seven wins have been by single digits.
- New Mexico has controlled the time of possession in 12 of the last 15 meetings.
- New Mexico has rushed for more yards in 10 of the previous 15 meetings, while Utah State has passed for more yards in 12 of the last 15 meetings.
- The team with the most rushing yards has won 10 of the last 15 meetings, with the only exception being Utah State's wins in 2002, 2017, 2019, 2022 and 2023.
- The team with fewer turnovers has won 11 of the last 15 meetings, and there have been fewer than three turnovers by both teams in 10 of the last 15 meetings.
- Utah State has only committed one turnover in the last three games and has won the turnover battle in five of the last seven games, all of which have been USU wins.
- In the last 15 meetings, Utah State is 8-2 when scoring first and 7-2 when leading at the half, while New Mexico is 3-2 when scoring first and 2-3 when leading at the half.
- The team that scores first has won 10 of the last 12 games in the series, while the team that leads at the half has won nine of the last 12 games.
- New Mexico has had four 100-yard receivers and six 100-yard rushers in the past 15 meetings, but no 300-yard passers, while Utah State has had six 100-yard rushers and four 100-yard receivers in the last 15 meetings, to go along with four 300-yard passers.
- In 30 previous meetings with New Mexico, Utah State has had 11 100-yard rushers, four 100-yard receivers and four 300-yard passers.
- There have been four shutouts in series history, three by Utah State's defense and one by New Mexico's defense.

/// UTAH STATE IN THE MOUNTAIN WEST ///

- Utah State is 180-198-8 (.477) all-time against current members of the Mountain West with a 40-28-4 record vs. Wyoming, a 38-39-2 record vs. Colorado State, a 20-21-1 record vs. San José State, an 18-9 record vs. UNLV, a 17-13 record vs. New Mexico, a 13-19-1 record vs. Fresno State, a 12-6 record vs. Hawai'i, an 8-19 record vs. Nevada, a 5-24 record vs. Boise State, a 5-7 record vs. Air Force, and a 4-13 record vs. San Diego State.
- Utah State is 52-36 (.591) all-time in Mountain West play, including a 28-17 (.622) record in home games and a 24-19 (.558) record in road games.
- Utah State (52-36) has the third-best record against Mountain West opponents since it joined the league in 2013. Boise State (75-17) has the best record and San Diego State (62-28) has the second-best record.

/// NEW MEXICO at UTAH STATE ///



/// FROM THE RECORD BOOKS ///

Here is a look at some of the top Utah State team and individual statistical performances against New Mexico over the years.

- Utah State set a then-school record with 704 yards of total offense against New Mexico in 2018. That total is now the second-most in school history.
- Utah State's 516 passing yards against New Mexico in 2018 are the second-most in school history.
- Utah State's 39-36 loss at New Mexico in 1998 is its only triple-overtime game in school history and the Aggies have never played in an overtime game that went longer than three periods. In fact, USU has played just 14 overtime games in school history and three have been against New Mexico as the Aggies posted a 45-44 overtime home win against UNM in 2002, along with its 44-41 double overtime road win in 2023.
- New Mexico is Utah State's only opponent that it has played multiple overtime games against.
- Utah State's eight forced turnovers vs. New Mexico in 1961 is tied for the most in school history, along with the eight turnovers it forced against Boise State in 2015, Idaho in 1971 and 1969, and San Diego State in 1968. USU's seven recovered fumbles against UNM in 1961 is a school record.
- Utah State allowed just two first downs against New Mexico in 1953, which is tied for the school record, also doing so against Idaho in 1961.
- Utah State's 470 rushing yards against New Mexico in 1960 are the second-most in school history, while its 337 rushing yards against UNM in 2013 rank as the 26th-most.
- Utah State allowed New Mexico zero passing yards and no completions in 1954, both of which are tied for single-game school records.
- **Jordan Love's** 448 passing yards against New Mexico in 2018 are the sixth-most in school history.
- **Jose Fuentes'** 80-yard pass to **Kevin Curtis** against New Mexico in 2002 is tied for the 18th-longest pass play in school history, while **Travis Cox's** 79-yard pass to **Barry Tolli** against UNM in 2003 is tied for the 25th-longest pass play in school history.
- **Brad Bohn** set a then-school record for points scored by a kicker with 18 against New Mexico in 1998, a record that was broken by **Dominik Eberle**. Bohn also tied the then-school record for field goals made in that game against the Lobos as he was 5-of-5 on field goals (37, 23, 23, 41, 33) and 3-for-3 on extra points. That record was also broken by Eberle.



/// LAST MEETING vs. NEW MEXICO ///



NOVEMBER 24, 2023
UNIVERSITY STADIUM

SCORING SUMMARY

| | 1 | 2 | 3 | 4 | OT | 2OT | FINAL |
|------------|----|---|---|----|----|-----|-------|
| Utah State | 14 | 3 | 7 | 7 | 7 | 6 | 44 |
| New Mexico | 7 | 7 | 7 | 10 | 7 | 3 | 41 |

First Quarter

USU - Royals 13 yd pass from L. Williams (Nimrod kick, 11:09)

UNM - Henry 64 yd run (Drzewiecki kick, 9:35)

USU - Royals 57 yd pass from L. Williams (Nimrod kick, 8:54)

Second Quarter

USU - Nimrod 32 yd FG (5:44)

UNM - McClour 29 yd pass from Dampier (Drzewiecki kick, 1:06)

Third Quarter

USU - L. Williams 29 yd run (Nimrod kick, 10:01)

UNM - Croskey-Merritt 22 yd run (Drzewiecki kick, 3:01)

Fourth Quarter

USU - Faison 17 yd run (Nimrod kick, 5:30)

UNM - Dampier 2 yd run (Drzewiecki kick, 3:24)

UNM - Drzewiecki 22 yd FG (0:04)

First Overtime

USU - L. Williams 6 yd run (Nimrod kick, 0:00)

UNM - Dampier 4 yd run (Drzewiecki kick, 0:00)

Second Overtime

UNM - Drzewiecki 19 yd FG (0:00)

USU - L. Williams 13 yd run (0:00)

Attendance: 12,094

TEAM STATISTICS

| | USU | UNM |
|---------------------------------|------------|------------|
| First Downs | 30 | 35 |
| Rushing | 302 | 337 |
| Passing | 198 | 202 |
| Total Offense | 500 | 539 |
| Fumbles: Number-Lost | 1-0 | 0-0 |
| Penalties: Number-Yards | 13-183 | 15-155 |
| Punts-Yards/Avg. | 5-212/42.4 | 5-183/36.6 |
| Punt Returns: No-Yds-TD/Avg. | 0-0-0/0.0 | 0-0-0/0.0 |
| Kickoff Returns: No-Yds-TD/Avg. | 1-6-0/6.0 | 0-0-0/0.0 |
| Interceptions: No-Yds-TD | 0-0-0 | 1-(-2)-0 |
| Fumble Returns: No-Yds-TD | 0-0-0 | 0-0-0 |
| Possession Time | 28:33 | 31:27 |
| Third-Down Conversions | 4-15 | 7-17 |

INDIVIDUAL RUSHING

USU: L. Williams, 25-153, 3TD; Faison, 18-106, TD; Booth, 7-43.

UNM: Croskey-Merritt, 31-233, TD; Henry, 6-82, TD; Dampier, 8-36, 2TD; Hopkins, 2-(-14).

INDIVIDUAL PASSING (C-A-I, Yds, TD)

USU: L. Williams, 16-27-1, 198, 2.

UNM: Hopkins, 12-31-0, 125; Dampier, 5-12-0, 77, 1; Team, 0-1-0.

INDIVIDUAL RECEIVING

USU: Royals, 7-89, 2TD; Vaughn, 6-42; Bowman, 2-53; Faison, 1-14.

UNM: Hixon, 4-49; Davis, 3-44; Erickson, 3-42; Washington, 2-3; McClour, 1-29; Medford, 1-25; Taylor, 1-8; Bruckler, 1-1, Dampier, 1-1.

USU Punt Returns: None.

USU KO Returns: Sterzer, 1-6.

USU Interception Returns: None.

USU Tackle Leaders: Tafisi Jr., 11; Larsen, 11; Francois, 8.

UTAH STATE STARTERS

OFFENSE

| | | | |
|----|-----------|----|----------------|
| LT | Frias III | DE | Spire |
| LG | Bowles | DT | H. Motu'apuaka |
| C | Maui | DT | Tuiaki |
| RG | Alo | DE | Fitzgerald |
| RT | Motes | LB | Tafisi Jr. |
| WR | Vaughn | LB | Switzer |
| WR | M. Davis | S | Harris |
| WR | Royals | CB | Anyanwu |
| TE | Lane | S | Dye |
| RB | Faison | S | Larsen |
| QB | Legas | CB | Dickerson |



Graduate junior QB Levi Williams (16) accounted for 351 yards and five touchdowns in Utah State's 44-41 double-overtime Mountain West win at New Mexico.

ALBUQUERQUE, New Mexico - Graduate junior QB Levi Williams accounted for 351 yards of total offense and five touchdowns in Utah State's dramatic 44-41 double-overtime win at New Mexico at University Stadium on Friday, Nov. 24, 2023.

For Williams, it was his first start in two years with Utah State.

With the win, Utah State (6-6, 4-4 Mountain West) became bowl eligible for the third-consecutive season under head coach Blake Anderson.

Williams' final touchdown of the night proved to be the game-winner. After initially fumbling the snap, he scooped up the ball, rolled to his left and ran into the end zone from 13 yards out to end the game.

Williams was 16-of-27 passing for 198 yards and two touchdowns and rushed for 153 yards and three more scores on 25 carries. All of his stats are career highs during his two years at Utah State, while his 25 rushes are a collegiate career high.

Both of Williams' touchdown passes were thrown in the first quarter to junior WR Jalen Royals. Royals first score came on a 13-yard pass to finish off a 10-play, 75-yard drive for the Aggies to start the game. Royals also hauled in a 57-yard pass on USU's second series.

Royals finished the game with seven receptions for 89 yards and became just the 13th player in school history to post 1,000 receiving yards in a season. Royals also tied the school record for receiving touchdowns in a season with 14, a mark that was set by Tracy Jenkins in 1990.

Utah State finished the game with 500 yards of total offense (302 rushing, 198 passing).

The Lobos (4-8, 2-6 MW) were led by Jacory Croskey-Merritt, who rushed for 233 yards and one touchdown on 31 carries. Quarterback Dylan Hopkins was 12-of-31 passing for 125 yards as New Mexico finished with 539 total yards, including 337 on the ground.

Williams accounted for both of Utah State's touchdowns in the extra sessions. Following his 6-yard touchdown run that gave the Aggies a 38-31 lead, the Lobos answered with a Devon Dampier 4-yard touchdown run to tie things up.

Utah State's defense then forced New Mexico to settle for a 19-yard field goal by Luke Drzewiecki to give the Lobos a 41-38 lead, setting up Williams' game-winning heroics.

The Aggies led 31-21 with 5:30 to go in the fourth quarter following a 17-yard touchdown run by junior RB Rahsul Faison, who finished with 106 yards rushing on 18 carries.

However, the Lobos scored the final 10 points of regulation on a 2-yard touchdown run by Dampier and a 22-yard field goal by Drzewiecki with four seconds remaining on the clock.

New Mexico began the game-tying drive on its own 9-yard line with just 2:09 left in the fourth quarter. The Lobos benefitted from three pass interference penalties on the Aggies, including two on third down.

Graduate senior ILB MJ Tafisi Jr. led the Aggies with 11 tackles, including 1.0 tackles for loss. It was his eighth-straight double-digit tackle outing, which is the longest streak by an Aggie since 1999.

Sophomore S Ike Larsen also had 11 tackles, including 1.0 tackles for loss, and one pass breakup. Senior DT Hale Motu'apuaka had three tackles, including a career-high-tying 2.5 tackles for loss and 1.0 sacks.

One of the biggest plays of the game came courtesy of Motu'apuaka. With New Mexico on the doorstep of scoring a touchdown in the second overtime, Motu'apuaka stopped Croskey-Merritt for a 1-yard loss on third-and-goal from the 1, setting up Drzewiecki's go-ahead 19-yard field goal.



Sophomore S Ike Larsen (6) tied his career high with 11 tackles, which included 1.0 tackles for loss, to go along with a pass breakup against the Lobos.





Graduate senior PK Connor Coles (59) had a career-high-tying 15 points as he scored his first-career touchdown on a 6-yard run on a fake field goal. He was also 2-of-3 on field goals and 3-for-3 on extra points in Utah State's 27-10 Mountain West home win against New Mexico.

LOGAN, Utah - Utah State successfully orchestrated both a fake punt and fake field, the latter resulting in the go-ahead touchdown in the third quarter, as the Aggies scored the final 20 points in a 27-10 Mountain West win against New Mexico on Saturday, Nov. 5, 2022, on Merlin Olsen Field at Maverik Stadium.

New Mexico (2-7, 0-5 MW) was leading Utah State (4-5, 3-2 MW) 10-7 with 10:51 remaining in the third quarter when graduate senior PK **Connor Coles** lined up for a 23-yard field goal attempt. Once junior P/H **Stephen Kotsanlee** fielded the ball from sophomore LS **Jacob Garcia**, he wasted little time flipping the pigskin to Coles, who ran untouched into the end zone from six yards out, putting the Aggies on top 14-10.

Not only did Coles score his first-career touchdown on the cold and rainy day, but he also booted a pair of field goals from 49 and 27 yards out, respectively, and made good on all three of his extra points as he tied his career-high with 15 points scored.

Kotsanlee also converted a first down on a fake punt as he rushed for 10 yards on a fourth-and-3 play from USU's own 41-yard line in the second quarter.

Utah State finished the game converting all four of its fourth down attempts, which is a season high. USU was just 3-of-17 on third down, while New Mexico was 6-of-16.

Kotsanlee punted six times on the day for an average of 44.5 yards, including a long of 58. He also had one punt downed inside the 20-yard line.

Utah State's defense also found the end zone as graduate senior S **Hunter Reynolds** returned a fumble 55 yards for a touchdown, giving the hosts a 27-10 lead with 3:00 left in the game.

Reynolds finished with a game-high 10 tackles as the Aggies limited the Lobos to just 258 yards of total offense – a season low for a USU opponent, which included just 42 passing yards. It was Reynolds second double-digit tackle outing of the season and the third of his career, and his second-career fumble recovery.

Junior CB **Jamie Nance** recovered his second fumble in as many games on a muffed punt in the third quarter that led to Coles' 49-yard field goal to extend USU's lead to 17-10.

The Aggies' lone offensive touchdown came on their opening possession courtesy of a 38-yard pass from junior QB **Cooper Legas** to junior WR **Terrell Vaughn**, making it 7-0.

Legas was 13-of-27 passing for 149 yards and the one touchdown as Utah State totaled 280 yards of total offense. Vaughn finished with five catches for a career-high 83 yards, while freshman RB **Robert Briggs** led the Aggies' ground game with 82 yards rushing on a season-high 19 carries. Graduate senior WR **Brian Cobbs** added four receptions for 31 yards.

Freshman ILB **Max Alford** had a career-high eight tackles, including a career-best 1.5 tackles for loss, while redshirt freshman S **Ike Larsen** also recorded a career-high eight stops.

Graduate junior DE **Daniel Grzesiak** tied his career-high with six tackles, which included 1.0 sacks, while junior DT **Poukasi Vakauta** tied his career-high with three stops. Redshirt junior S **Dominik Tatum** added a season-high six tackles.

Utah State finished the game with 3.0 sacks and 6.0 tackles for loss, while New Mexico had 4.0 sacks and 8.0 tackles for loss.



Graduate senior S Hunter Reynolds (27) had a game-high 10 tackles and returned a fumble 55 yards for his first-career touchdown against the Lobos.

/// LAST HOME MEETING vs. NEW MEXICO ///



NOVEMBER 5, 2022

MERLIN OLSEN FIELD AT MAVERIK STADIUM

SCORING SUMMARY

| | 1 | 2 | 3 | 4 | FINAL |
|------------|---|---|----|----|-------|
| New Mexico | 3 | 7 | 0 | 0 | 10 |
| Utah State | 7 | 0 | 10 | 10 | 27 |

First Quarter

USU - Vaughn 38 yd pass from Legas (Coles kick, 13:02)

UNM - Drzewiecki 31 yd FG (0:26)

Second Quarter

UNM - Jones 24 yd run (Drzewiecki kick, 9:39)

Third Quarter

USU - Coles 6 yd run (Coles kick, 10:51)

USU - Coles 49 yd FG (4:32)

Fourth Quarter

USU - Coles 27 yd FG (7:44)

USU - Reynolds 55 yd fumble return (Coles kick, 3:00)

Attendance: 14,154

TEAM STATISTICS

| | UNM | USU |
|---------------------------------|------------|-------------|
| First Downs | 17 | 17 |
| Rushing | 216 | 131 |
| Passing | 42 | 149 |
| Total Offense | 258 | 280 |
| Fumbles: Number-Lost | 3-2 | 0-0 |
| Penalties: Number-Yards | 5-55 | 12-113 |
| Punts-Yards/Avg. | 7-221/31.6 | 6-267/44.5 |
| Punt returns: No-Yds-TD/Avg. | 1-0-0/0.0 | 2-8-0/4.0 |
| Kickoff Returns: No-Yds-TD/Avg. | 1-1-0/1.0 | 1-30-0/30.0 |
| Interceptions: No-Yds-TD | 0-0-0 | 0-0-0 |
| Fumble Returns: No-Yds-TD | 0-0-0 | 2-55-1 |
| Possession Time | 30:24 | 29:36 |
| Third-Down Conversions | 6-of-16 | 3-of-17 |

INDIVIDUAL RUSHING

UNM: Jones, 21-146, TD; Holaday, 20-63; Wooden, 1-6;

Alexander, 2-3; Wysong, 1-3; Vigil, 1-(-5).

USU: Briggs, 19-82; Tyler Jr., 10-23; Legas, 13-14; Kotsanlee, 1-10; Coles, 1-6, TD; Wilmore, 1-0; TEAM, 2-(-4).

INDIVIDUAL PASSING (C-A-I, Yds, TD)

UNM: Holaday, 7-18-0, 42, 0.

USU: Legas, 13-27-0, 149, 1.

INDIVIDUAL RECEIVING

UNM: Wysong, 3-36; Erickson, 1-5; Alexander, 1-1;

Wooden, 1-0; Hall, 1-0.

USU: Vaughn, 5-83, TD; Cobbs, 4-31; Davis, 2-11; McGriff, 1-16; Sterzer, 1-8.

USU Punt Returns: Jones, 2-8.

USU KO Returns: Vaughn, 1-30.

USU Interception Returns: None.

USU Fumble Returns: Reynolds, 1-55, TD.

USU Tackle Leaders: Reynolds, 10; Larsen, 8; Alford, 8; Tatum, 6; Grzesiak, 6; Neves, 6; Vongphachanh, 6; Vaughns, 6.

UTAH STATE STARTERS

OFFENSE

| | |
|----|-----------|
| LT | South |
| LG | Meacham |
| C | Dolphin |
| RG | Lapuaho |
| RT | Edwards |
| WR | Cobbs |
| WR | Vaughn |
| WR | McGriff |
| TE | Sterzer |
| RB | Tyler Jr. |
| QB | Legas |

DEFENSE

| | |
|-----|--------------|
| DE | Grzesiak |
| DT | Vakauta |
| DT | Motu'apuaka |
| DE | Vaughns |
| OLB | Neves |
| ILB | Vongphachanh |
| ILB | Moa |
| S | Larsen |
| CB | Grayson |
| CB | Anyanwu |
| S | Reynolds |



/// GAME 6 RECAP vs. UNLV ///



October 11, 2024
MERLIN OLSEN FIELD AT MAVERIK STADIUM

SCORING SUMMARY

| | 1 | 2 | 3 | 4 | FINAL |
|------------|----|----|----|----|-------|
| UNLV | 14 | 27 | 6 | 3 | 50 |
| Utah State | 7 | 0 | 14 | 13 | 34 |

First Quarter

UNLV - James 5 yd run (Chittenden kick, 13:50)
UNLV - White III 18 yd pass from Williams (Chittenden kick, 5:40)
USU - Faison 20 yd run (Cragun kick, 1:11)

Second Quarter

UNLV - Chittenden 33 yd field goal (13:35)
UNLV - Cain 18 yd pass from Williams (Chittenden kick, 11:56)
UNLV - James 22 yd run (Chittenden kick, 9:24)
UNLV - Chittenden 46 yd field goal (3:37)
UNLV - White III 31 yd pass from Williams (Chittenden kick, 1:53)

Third Quarter

USU - Hestera 24 yd pass from Petras (Cragun kick, 12:09)
UNLV Thomas 29 yd run (kick failed, 10:26)
USU - Royals 13 yd pass from Petras (Cragun kick, 7:10)

Fourth Quarter

USU - Lane 6 yd pass from Petras (Cragun kick, 11:36)
UNLV - Meono 36 yd field goal (3:31)
USU - Turner 3 yd run (pass failed, 1:18)
Attendance: 20,295

TEAM STATISTICS

| | UNLV | USU |
|---------------------------------|-------------|------------|
| First Downs | 25 | 32 |
| Rushing | 313 | 123 |
| Passing | 233 | 461 |
| Total Offense | 546 | 584 |
| Fumbles: Number-Lost | 1-0 | 1-1 |
| Penalties: Number-Yards | 6-50 | 7-80 |
| Punts-Yards/Avg. | 3-134/44.7 | 4-149/37.2 |
| Punt returns: No-Yds-TD/Avg. | 2-26-0/13.0 | 0-0-0/0.0 |
| Kickoff Returns: No-Yds-TD/Avg. | 2-24-0/12.0 | 2-24-0/0.0 |
| Interceptions: No-Yds-TD | 3-21-0 | 0-0-0 |
| Fumble Returns: No-Yds-TD | 0-0-0 | 0-0-0 |
| Possession Time | 31:02 | 28:58 |
| Third-Down Conversions | 4-of-12 | 8-of-17 |

INDIVIDUAL RUSHING (ATT-YDS, TD)

UNLV: Thomas, 17-139, TD; James, 13-105, 2 TDs; Williams, 14-65; Bradley, 1-6; TEAM, 2-(-2).
USU: Faison, 15-83, TD; Turner, 9-20, TD; Petras, 7-10; Nimrod, 1-10.

INDIVIDUAL PASSING (C-A-I, Yds, TD)

UNLV: Williams, 13-20-0, 233, 3 TDs.
USU: Petras, 41-59-3, 461, 3 TDs.

INDIVIDUAL RECEIVING

UNLV: White III, 7-138, 2 TDs; De Jesus, 2-49; Cain, 1-18, TD; Bradley, 1-10; Burrell, 1-9; Thomas, 1-9.
USU: Royals, 10-155, TD; Hestera, 10-152, TD; Lane, 5-45, TD; Page, 3-32; Tie, 4-26; Monney, 2-26; Turner, 3-18; Faison, 4-7.

USU Punt Returns: N/A.

USU KO Returns: Royals, 1-21; Sterzer, 1-3.

USU Interception Returns: N/A.

USU Tackle Leaders: Larsen, 11; Okeke, 7; Vincent, 7; Maye, 6; Drew, 6; Falatea, 6; Slone, 6.

UTAH STATE STARTERS

| OFFENSE | DEFENSE |
|-----------------|----------------|
| LT Motes | DE Slone |
| LG Bowles | DT Iniguez Jr. |
| C Alo | DE Falatea |
| RG Maui | LB Maye |
| RT Te. Andersen | LB Washington |
| WR Royals | CB Drew |
| WR Tia | CB Graham II |
| WR White | CB Dickerson |
| TE Lane | S Okeke |
| RB Faison | S Larsen |
| QB Petras | S Vincent |



Graduate QB Spencer Petras (7) was 41-of-59 passing for 461 yards with three touchdowns and three interceptions in Utah State's 50-34 Mountain West home loss to UNLV.

LOGAN, Utah - Graduate QB **Spencer Petras** set school and career records with 41 completions and 59 attempts, and set a new career-high with 461 passing yards, but the Rebel rushing attack was too much to overcome as Utah State lost to UNLV 50-34 on its Homecoming night at Maverik Stadium on Friday, Oct. 11, 2024.

Utah State also set two school records in the game as this was the first time ever that it had two players with 10-plus catches and 150-plus receiving yards in the same game.

Petras, who finished the game with a career-high-tying three touchdowns and three interceptions, tied the FBS single game record for completions this year, while his 461 passing yards are the second-most at the FBS level this season and the fifth-most in school history.

The Aggies outgained the Rebels, 584-546, and accrued 32 first downs to UNLV's 25. However, four USU turnovers led to 20 points for the Rebels. UNLV had zero turnovers.

UNLV went 75 yards in four plays on the opening drive of the game, culminating in a five-yard rushing touchdown. After the Utah State defense forced a stop on UNLV's next possession, the Rebels turned to the air on their next chance with the ball, resulting in an 18-yard touchdown pass to go up 14-0. The Aggie offense answered with an 11-play, 79-yard drive as senior RB **Rahsul Faison** capped the series with a 20-yard touchdown run.

UNLV broke the game open in the second quarter, outscoring the Aggies 27-0 as USU turned the ball over twice in the quarter and failed on a fourth-down conversion as the Rebels took advantage to build a 41-7 halftime lead.

Utah State took the opening drive of the second half 66 yards in eight plays and scored on a 24-yard touchdown pass from Petras to junior WR **Jack Hestera**. UNLV responded on their next possession with a 29-yard touchdown run, which was the final time the Rebels found the end zone in the contest. Hestera finished the game with a career-high 10 receptions for a career-best 152 yards and one touchdown.

Utah State continued humming offensively on the next drive with Petras throwing a 13-yard scoring strike to senior WR **Jalen Royals**. With the touchdown, Royals moved to fifth all-time in school history with 20 career touchdown receptions. He had a career-high-tying 10 receptions for 155 yards in the game.

The Aggies continued to eat into the deficit into the fourth quarter as Petras orchestrated another touchdown drive, this time going 67 yards in eight plays as he found graduate TE **Broc Lane** for the six-yard touchdown to make the score 47-28. After forcing another stop, USU quickly moved deep within Rebel territory and looked to cut the lead further before a tipped pass led to an interception, which led to a 36-yard UNLV field goal.

Utah State's final touchdown of the game came on a three-yard run from freshman RB **Herschel Turner Jr.** to bring the game back within two possessions at 50-34. Utah State's two-point conversion was unsuccessful, however, as was the ensuing onside kick, allowing UNLV to kneel out the final seconds.

Faison led USU with 83 yards on 15 carries and one touchdown.

Defensively, USU recorded a season-high four sacks, with senior DE **Cian Slone** leading the way with a career-high 2.0 sacks. USU also tied its season-high with 8.0 tackles for loss.

Junior **Sike Larsen** tied career highs with 11 tackles and two pass breakups. Redshirt senior S **Omari Okeke** had a career-high seven tackles, while junior DE **Lawrence Falatea** had a career-high six stops. Slone also tied his career-high with six tackles.



Junior Sike Larsen tied his career-highs with 11 tackles and two pass breakups against the Rebels.



/// 2024 UTAH STATE TEAM NOTABLES ///

UTAH STATE SETS PAIR OF SCHOOL RECORD IN UNLV GAME

• Utah State set a pair of school record in its game against UNLV last weekend as it marked the first time ever that it had two players with 10-plus receptions in the same game, and it marked the first time two players had 150-plus receiving yards in the same game as senior WR **Jalen Royals** had 10 catches for 155 yards and one touchdown and junior WR **Jack Hestera** had 10 catches for 152 yards and one touchdown. It was also the first time USU had a pair of 100-yard receivers in the same game since doing so against Fresno State in 2023.

UTAH STATE'S OFFENSE HAS BIG DAY AGAINST UNLV

• Utah State's offense continued its stellar play as of late as it produced 584 yards of total offense in its 50-34 Mountain West loss to UNLV last weekend. Those 584 yards are the second-most by Utah State this season, which included a season-high 461 passing yards, which are the sixth-most in a single-game in school history.

UTAH STATE'S OFFENSE IN ITS LAST THREE GAMES

• Utah State's offense has played well during its last three games at Temple, at No. 21 Boise State and against UNLV. In those three games, USU is averaging 31.0 points and 520.7 yards of offense with 375.3 passing yards and 145.3 rushing yards. USU is also averaging 26.3 first downs during its last three games and is converting 47.1 percent of its third downs (24-51).

UTAH STATE HAS SCORED 30-PLUS POINTS IN 10 OF ITS LAST 16 GAMES

• Following its 50-34 Mountain West home loss to UNLV last weekend, Utah State has now scored 30 or more points in 10 of its last 16 games. USU has also had at least 500 yards of total offense in seven of its last 14 outings after producing 646 yards against Robert Morris, 507 yards against Boise State and 584 yards last weekend against UNLV.

UTAH STATE'S DEFENSE RECORDS SEASON-HIGHS IN UNLV GAME

• Utah State's defense recorded a season-high 4.0 sacks and a season-high-tying 8.0 tackles for loss this past weekend against UNLV. In fact, those 4.0 sacks were the most in a game for USU since posting 5.0 sacks against Georgia State in the 2023 Famous Idaho Potato Bowl.

UTAH STATE'S OFFENSE ACCOMPLISHES RARE FEAT AT NO. 21 BOISE STATE

• Utah State's offense accomplished a rare feat in its game at No. 21 Boise State two weekends ago as it had a 300-yard passer in graduate QB **Spencer Petras** (372 yards), a 200-yard receiver in senior WR **Jalen Royals** (211 yards) and a 100-yard rusher in senior RB **Rahsul Faison** (109 yards). Overall, it is just the sixth time in school history that USU has accomplished the feat and the first time since 2001 at South Florida with **Jose Fuentes** (333 passing yards), **Kevin Curtis** (221 receiving yards) and **Emmett White** (108 rushing yards). Ironically, that trio also accomplished the feat the prior week against Weber State in 2001. Additionally, USU also had a 300-yard passer, 200-yard receiver and 100-yard rusher against Idaho in 2000, against Sam Houston State in 1998 and against Pacific in 1995.

TWO AGGIES PLAYING THEIR SEVENTH SEASON OF COLLEGE FOOTBALL

• Utah State has two players that are in their seventh season of college football in graduate senior OL **Wyatt Bowles** and graduate senior QB **Spencer Petras**. Bowles has spent all seven years at USU, while Petras spent his first six seasons at Iowa.

• There are 34 players at the FBS level playing in their seventh season and seven reside in the Mountain West. The other five are Zach Beagle (LB) and Spencer Lovell (OL) from Nevada, Elijah Robinson (DL) and Logan Taylor (LB) from Hawai'i, and Jarvis Ware (DB) from UNLV.

UTAH STATE MILESTONES THAT EQUAL SUCCESS

• Utah State has won 47 of its last 62 games when it has a 100-yard rusher, including an 0-3 record this year, 54 of its last 64 contests when rushing at least 40 times in a game, and 73 of its last 82 games when scoring at least 30 points, including a 1-2 record last year.

UTAH STATE HAS 17 COME-FROM-BEHIND WINS IN LAST FOUR YEARS

• Utah State has posted 17 come-from-behind wins in the last three years, including its 36-14 win against Robert Morris in the season opener as it trailed 14-10 at halftime. Last year, USU posted double-digit comeback wins against both Colorado State and UConn as it trailed 17-0 in both of those games, which are tied for the fourth-largest comebacks in school history. In fact, nine of USU's comebacks in the last four years have been when trailing by double digits.

UTAH STATE 11-2 IN THE LAST FOUR YEARS IN ONE-SCORE GAMES

• Utah State is 11-2 in one-score games over the last four years, including a 3-2 record last season, following its 44-41 double-overtime win at New Mexico in its regular season finale. USU also posted a 32-24 double-overtime win at San Diego State, a 34-33 win at UConn, and lost to James Madison 45-38 and to Fresno State 37-32 last year.

UTAH STATE HAS WON 21 STRAIGHT GAMES WITH FOURTH-QUARTER LEAD

• Utah State has now won 21 straight games when it takes a lead into the fourth quarter following its 36-14 win against Robert Morris last weekend.

/// 2024 MOUNTAIN WEST STANDINGS ///

| Team | MW | Overall |
|-------------------|------------|------------|
| #15 Boise State | 2-0 | 5-1 |
| UNLV | 2-0 | 5-1 |
| San Diego State | 2-0 | 3-3 |
| Colorado State | 1-0 | 3-3 |
| San José State | 2-1 | 4-2 |
| Fresno State | 1-1 | 3-3 |
| New Mexico | 1-1 | 2-4 |
| Wyoming | 1-1 | 1-5 |
| Nevada | 0-1 | 3-4 |
| Hawai'i | 0-2 | 2-4 |
| Utah State | 0-2 | 1-5 |
| Air Force | 0-3 | 1-5 |

THIS WEEK'S GAMES (ALL TIMES MOUNTAIN)**Friday, Oct. 18**

• Fresno State at Nevada (CBSSN) 8:30 pm

Saturday, Oct. 19

• Hawai'i at Washington State (The CW) 1:30 pm

• New Mexico at Utah State (truTV) 2 pm

• Wyoming at San José State (MWV) 2 pm

• Colorado State at Air Force (CBSSN) 6 pm

• UNLV at Oregon State (The CW) 8 pm

/// MOUNTAIN WEST SINCE 2013 ///

Below is a look at the best Mountain West records in league games since 2013.

| Rk. | Team | W | L | Pct. | GB |
|-----|-------------------|-----------|-----------|-------------|-------------|
| 1. | Boise State | 75 | 17 | .815 | ---- |
| 2. | San Diego State | 62 | 28 | .689 | 12.0 |
| 3. | Utah State | 52 | 36 | .591 | 21.0 |
| 4. | Fresno State | 53 | 39 | .576 | 22.5 |
| 5. | Air Force | 48 | 40 | .545 | 25.5 |
| 6. | Colorado State | 41 | 45 | .477 | 31.5 |
| 7. | San José State | 42 | 49 | .462 | 32.5 |
| 8. | Wyoming | 41 | 48 | .461 | 32.5 |
| 9. | Nevada | 40 | 50 | .444 | 34.0 |
| 10. | UNLV | 32 | 56 | .364 | 40.5 |
| 11. | Hawai'i | 30 | 62 | .326 | 45.0 |
| 12. | New Mexico | 22 | 67 | .247 | 51.0 |

/// MOUNTAIN WEST PRESEASON POLLS ///

• Utah State was picked seventh in the 2024 Mountain West preseason polls.

MOUNTAIN WEST

| Team (First-Place Votes) | Points |
|--------------------------|------------|
| 1. Boise State (38) | 543 |
| 2. UNLV (4) | 471 |
| 3. Fresno State (4) | 460 |
| 4. Air Force | 384 |
| 5. Colorado State | 337 |
| 6. Wyoming | 296 |
| 7. UTAH STATE | 285 |
| 8. San Diego State | 251 |
| 9. Hawai'i | 214 |
| 10. San José State | 185 |
| 11. New Mexico | 85 |
| 12. Nevada | 77 |

• Senior wide receiver **Jalen Royals** and junior safety **Ike Larsen** were both named to the Mountain West's 2024 preseason team after earning first-team all-MW honors in 2023.





/// 2024 SEASON SUPERLATIVES ///

TOP INDIVIDUAL PERFORMANCES

Rushing

1. Rahtsul Faison 148 at Temple
2. Rahtsul Faison 115 vs. Utah
3. Rahtsul Faison 109 at Boise State

Passing

1. Spencer Petras 461 vs. UNLV
2. Spencer Petras 372 at Boise State
3. Spencer Petras 293 at Temple

Receiving

1. Jalen Royals 211 at Boise State
2. Jalen Royals 155 vs. UNLV
3. Jack Hestera 152 vs. UNLV
4. Kyrese White 131 vs. Robert Morris
5. Jalen Royals 112 at Temple

Tackles

1. Ike Larsen 11 vs. UNLV
1. Jordan Vincent 11 at Temple
1. Clyde Washington 11 vs. Utah
1. Jordan Vincent 11 vs. Utah
1. Ike Larsen 11 at USC
1. Jordan Vincent 11 at USC

TOP TEAM PERFORMANCES - OFFENSE

Rushing

1. 303 vs. Robert Morris
2. 186 at Temple
3. 140 vs. Utah

Passing

1. 461 vs. UNLV
2. 372 at Boise State
3. 343 vs. Robert Morris

Total Offense

1. 646 vs. Robert Morris
2. 584 vs. UNLV
3. 507 at Boise State

TOP TEAM PERFORMANCES - DEFENSE

Rushing

1. 137 by Robert Morris
2. 180 by Temple
3. 221 by Utah

Passing

1. 225 by Robert Morris
2. 233 by UNLV
3. 239 by Utah

Total Offense

1. 362 by Robert Morris
2. 451 by Temple
3. 460 by Utah



/// 2024 UTAH STATE OFFENSIVE NOTABLES ///

PETRAS SETS SCHOOL AND CAREER RECORDS IN UNLV GAME

• Graduate QB **Spencer Petras** set school and career records in completions and attempts as he was 41-of-59 passing for a career-best 461 yards with a career-high-tying three touchdowns and three interceptions in Utah State's 50-34 Mountain West home loss to UNLV last weekend. The previous school record for completions was 34 set by **Gym Kimball** against UNLV in 1984, while the previous school record for attempts was 57 by **Anthony Calvillo** against BYU in 1993.

• Additionally, Petras' 461 passing yards are the fifth-most in a single game in school history and the most by an Aggie since **Jordan Love** threw for 491 yards against San José State in 2018.

PETRAS' PERFORMANCE AGAINST UNLV AMONG THE BEST IN THE NATION

• Graduate QB **Spencer Petras** had one of the best days in college football by a quarterback this year in his last outing against UNLV as he was 41-of-59 passing for 461 yards with three touchdowns and three interceptions, all of which are career highs. His 41 completions are tied for the most in the nation this season along with Oregon's Dillon Gabriel, while his 59 attempts are the second-most behind Syracuse's Kyle McCord who attempted 63 passes against UNLV. Furthermore, Petras' 461 passing yards are the second-most in the nation this season behind North Carolina's Jacolby Criswell who had 475 passing yards against James Madison. Petras also carried the ball seven times for 10 yards against UNLV and finished the game with 471 yards of total offense, which is the 10th-most in the nation this year.

PETRAS PLAYING WELL IN HIS LAST THREE GAMES

• Graduate QB **Spencer Petras** has played very well during his last three games after missing the previous two-and-one-half games with an injury suffered in the second quarter of the season opener against Robert Morris.

• Against UNLV, Petras was 41-of-59 passing for 461 yards with three touchdowns and three interceptions, all of which are career highs.

• Against Boise State, Petras was 27-of-41 passing for a then-career-high 372 yards and a career-high-tying three touchdowns. His 27 completions were also a career high and it was his first-career 300-yard passing game. He had touchdown passes of 59, 75 and six yards, and that 75-yard completion is a career-long.

• Against Temple, Petras was 26-of-44 passing for a then-career-high 293 yards with two touchdowns and one interception. His 26 completions also tied his career high.

• In his last three games, Petras is 94-of-144 (.653) passing for 1,126 yards (375.3 yard per game) with eight touchdowns and four interceptions.

• Petras now has 13-career 200-yard passing games, including two 300-yard games, and has thrown multiple touchdown passes in nine games, including three touchdowns in four games.

• His game against Temple on Sept. 21, 2024, was the first time he played a full game since the 2022 season at Iowa.

ROYALS POSTS THIRD STRAIGHT 100-YARD RECEIVING GAME

• Senior WR **Jalen Royals** has now posted three-straight 100-yard receiving games for the second time in his career and has seven-career 100-yard receiving games, which is tied for the ninth-most in school history. In his last game against UNLV, he had a career-high-tying 10 receptions for 155 yards and one touchdown. He also had nine receptions for a career-high 211 yards and two touchdowns two weekends ago at No. 21 Boise State. And had a career-high 10 receptions for 112 yards and one touchdown at Temple in his previous game.

• In his last three games, Royals has 29 receptions for 478 yards (159.3 ypg) and four touchdowns.

• Royals has nine touchdown receptions of 50-plus yards in his career and has a touchdown catch in 12 of his last 15 games. Last year, he led the nation with seven touchdown receptions of 50-plus yards.

ROYALS HAD CAREER GAME AGAINST BOISE STATE

• Senior WR **Jalen Royals** had a career game against No. 21 Boise State two weekends ago as he had nine receptions, one shy of his career high, for a career-best 211 yards and two touchdowns for his first-career 200-yard game. In fact, Royals had eight receptions for 200 yards and two touchdowns in the first half against the Broncos. His touchdown receptions were from 59 and 75 yards and that 75-yard reception is a career long. Royals finished the game with a career-high 283 all-purpose yards as he added four kickoff returns for 72 yards.

• Those 211 receiving yards are tied for the 11th-most in a single game in school history along with **Bob Wicks** (1971 vs. Idaho) and are the 10th-most in the nation this season. It is also the most receiving yards by an Aggie since **Deven Thompkins** had 215 receiving yards at New Mexico State in 2021.

ROYALS HONORED BY SENIOR BOWL AND EAST-WEST SHRINE BOWL

• Senior WR **Jalen Royals** was named the Breakout Offensive Player of the Week by the East-West Shrine Bowl and the Offensive Player of the Week by the Reese's Senior Bowl as he caught nine passes for a career-high 211 yards and two touchdowns at No. 21 Boise State two weekends ago.





ROYALS IN THE RECORD BOOK

• Senior WR **Jalen Royals** is the 23rd player in school history to post 100 career receptions and the 40th to have 1,000 career receiving yards.

• For his career, Royals has now caught 115 passes for 1,726 yards and 20 touchdowns. He ranks fifth all-time in school history in touchdown catches, 17th all-time in receiving yards, 20th all-time in receptions and tied for ninth all-time in 100-yard receiving games with seven.

• Last season, Royals had 71 receptions for 1,080 yards and a school-record 15 touchdowns and he is just the 13th player in school history to record 1,000 receiving yards in a season. Overall, his 1,080 receiving yards are the 10th-most in a single season in school history, while his 71 receptions are tied for the 10th most and his 15 total touchdowns are tied for the eighth-most.



FAISON IN THE RECORD BOOKS

• Senior RB **Rahsul Faison** has carried the ball 226 times for 1,323 yards (5.9 yards per carry) during his two-year Utah State career and he currently ranks 22nd all-time in school history in rushing yards. Overall, Faison is the 34th running back in school history to rush for 1,000 yards in a career.

• Faison is averaging 5.9 yards per attempt in his career, which is tied with **Gerold Bright** (2016-19) and **Robert Turbin** (2007-09, 2011) for the ninth-best yards per attempt average in school history.

/// UTAH STATE CAREER RECORDS WATCH ///

Receptions

| | Years | No. |
|-------------------------|----------------|------------|
| 1. Kevin Robinson | 2004-07 | 178 |
| 2. Kevin Curtis | 2001-02 | 174 |
| 3. Deven Thompkins | 2018-21 | 171 |
| 4. Kendal Smith | 1985-88 | 169 |
| 5. Ron'quavion Tarver | 2016-18 | 160 |
| 6. Nakia Jenkins | 1996-97 | 155 |
| 7. Rod Moore | 1988-91 | 153 |
| 8. Kevin Alexander | 1992-95 | 149 |
| 9. Aaron Jones | 1997-2000 | 145 |
| Pat Newman | 1986-89 | 145 |
| 11. Terrell Vaughn | 2022-23 | 137 |
| Hunter Sharp | 2014-15 | 137 |
| 13. James Murphy | 1978-80 | 133 |
| 14. Tom Forzani | 1970-72 | 132 |
| 15. JoJo Natson | 2012-14 | 127 |
| 16. Bob Wicks | 1969-71 | 124 |
| 17. Tracy Jenkins | 1988-91 | 121 |
| Jordan Nathan | 2017-21 | 121 |
| 19. Tony Pennyman | 2003-06 | 120 |
| 20. Jalen Royals | 2022-24 | 115 |
| 21. Chris Stallworth | 2000-03 | 113 |
| 22. Mike Lee | 1992-93 | 106 |
| Mike O'Shea | 1966-68 | 106 |

Receiving Yards

| | Years | Yds. |
|-------------------------|----------------|--------------|
| 1. Kendal Smith | 1985-88 | 2,943 |
| 2. Kevin Curtis | 2001-02 | 2,789 |
| 3. Deven Thompkins | 2018-21 | 2,519 |
| 4. Kevin Robinson | 2004-07 | 2,485 |
| 5. Nakia Jenkins | 1996-97 | 2,483 |
| 6. Rod Moore | 1988-91 | 2,422 |
| 7. Aaron Jones | 1997-2000 | 2,334 |
| 8. Pat Newman | 1986-89 | 2,221 |
| 9. Kevin Alexander | 1992-95 | 2,208 |
| 10. James Murphy | 1978-80 | 2,132 |
| 11. Tracy Jenkins | 1988-91 | 2,070 |
| 12. Ron'quavion Tarver | 2016-18 | 1,880 |
| 13. Tom Forzani | 1970-72 | 1,806 |
| 14. Mike O'Shea | 1966-68 | 1,798 |
| 15. Bob Wicks | 1969-71 | 1,776 |
| 16. Hunter Sharp | 2014-15 | 1,774 |
| 17. Jalen Royals | 2022-24 | 1,726 |
| 18. Ken Thompson | 1979-80 | 1,720 |
| 19. Tony Pennyman | 2003-06 | 1,476 |
| 20. Terrell Vaughn | 2022-23 | 1,471 |
| 21. Shawn Turner | 1993-96 | 1,437 |
| 22. Chris Stallworth | 2000-03 | 1,387 |
| 23. Stanley Morrison | 2008-11 | 1,348 |
| 24. Craig Clark | 1971-73 | 1,327 |
| 25. Jordan Nathan | 2017-21 | 1,314 |
| 26. Jimmy Bryant | 1977-78 | 1,257 |
| 27. Chris Cooley | 2001-03 | 1,255 |
| 28. Matt Austin | 2010-12 | 1,253 |
| 29. Steve Smith | 1996-97 | 1,241 |
| 30. Travis Van Leeuwen | 2010-13 | 1,189 |
| 31. Mike Lee | 1992-93 | 1,181 |
| 32. Travis Reynolds | 2010-13 | 1,176 |
| 33. Emmett White | 1998-01 | 1,044 |
| 34. Justin McGriff | 2020-22 | 1,037 |
| 35. JoJo Natson | 2012-14 | 1,031 |
| 36. Cotie McMahon | 1992-93 | 1,031 |
| 37. Dave Clark | 1964-66 | 1,026 |
| 38. Jalen Royals | 2022-24 | 1,023 |
| 39. Derek Wright | 2019-21 | 1,013 |
| 40. Eric McPherson | 1980-82 | 1,000 |

TD Receptions

| | Years | TD |
|------------------------|----------------|-----------|
| 1. Kendal Smith | 1985-88 | 25 |
| 2. Tracy Jenkins | 1988-91 | 22 |
| 3. Aaron Jones | 1997-2000 | 21 |
| Kevin Robinson | 2004-07 | 21 |
| 5. Jalen Royals | 2022-24 | 20 |
| 6. Kevin Curtis | 2001-02 | 19 |
| Ken Thompson | 1979-80 | 19 |
| 8. Ron'quavion Tarver | 2016-pres. | 18 |

| | | |
|--------------------|---------|----|
| 9. James Murphy | 1978-80 | 17 |
| Pat Newman | 1986-89 | 17 |
| 11. Terrell Vaughn | 2022-23 | 16 |
| Rod Moore | 1988-91 | 16 |
| Mike O'Shea | 1966-68 | 16 |
| Hunter Sharp | 2014-15 | 16 |

100-Yd Receiving Games

| | Years | No. |
|------------------------|----------------|----------|
| 1. Kevin Curtis | 2001-02 | 16 |
| 2. Kendal Smith | 1985-88 | 15 |
| 3. Nakia Jenkins | 1996-97 | 12 |
| 4. Deven Thompkins | 2018-21 | 9 |
| 5. Aaron Jones | 1997-00 | 8 |
| Kevin Alexander | 1992-95 | 8 |
| James Murphy | 1978-80 | 8 |
| Mike O'Shea | 1966-68 | 8 |
| 9. Jalen Royals | 2022-24 | 7 |
| Tom Forzani | 1970-72 | 7 |

Rushing

| | Years | No. |
|--------------------------|----------------|--------------|
| 1. Demario Brown | 1996-1999 | 4,053 |
| 2. Abu Wilson | 1992, 94-96 | 3,933 |
| 3. Rick Parros | 1976-79 | 3,537 |
| 4. Louie Giammona | 1973-75 | 3,499 |
| 5. Robert Turbin | 2007-09,11 | 3,315 |
| 6. Emmett White | 1998-01 | 2,791 |
| 7. Kerwynn Williams | 2009-12 | 2,515 |
| 8. Roger Grant | 1990-91 | 2,387 |
| 9. Tom Larscheid | 1959-61 | 2,206 |
| 10. Gerold Bright | 2016-19 | 2,145 |
| 11. Calvin Tyler Jr. | 2021-22 | 2,006 |
| 12. Altie Taylor | 1966-68 | 1,959 |
| 13. LaJuan Hunt | 2014-17 | 1,846 |
| 14. Maurice Turner | 1979-82 | 1,549 |
| 15. Derrvin Speight | 2007, 09-10 | 1,493 |
| 16. Roy Shivers | 1964-65 | 1,468 |
| 17. Chuckie Keeton | 2011-15 | 1,415 |
| 18. John Strycula | 1969-71 | 1,412 |
| 19. Kent Myers | 2014-17 | 1,406 |
| 20. Diondre Borel | 2007-10 | 1,398 |
| 21. Joey DeMartino | 2010-13 | 1,378 |
| 22. Rahsul Faison | 2023-24 | 1,323 |
| 23. Michael Smith | 2009-11 | 1,313 |
| 24. Demetrius Brown | 1986-89 | 1,252 |
| 25. Archie Gibson | 1972-73 | 1,235 |
| 26. Devante Mays | 2015-16 | 1,225 |
| 27. Profail Grier | 1993-94 | 1,194 |
| 28. David Fiefia | 2000-03 | 1,193 |
| 29. Jerry Hughes | 1971-72 | 1,144 |
| 30. Marc White | 1983-84 | 1,103 |
| 31. Melvin Blue | 1958-59 | 1,074 |
| 32. Buddy Allen | 1958-59 | 1,068 |
| 33. Joe Hill | 2011-14 | 1,052 |
| 34. Darwin Thompson | 2018 | 1,044 |

Rushing Average

| | Years | Avg. |
|-------------------------|----------------|------------|
| (Minimum 150 Attempts) | | |
| 1. Michael Smith | 2009-11 | 7.1 |
| 2. Tom Larscheid | 1959-61 | 7.0 |
| 3. MacArthur Lane | 1965-67 | 6.9 |
| 4. Darwin Thompson | 2018 | 6.8 |
| Roy Shivers | 1964-65 | 6.8 |
| 6. Kerwynn Williams | 2009-12 | 6.6 |
| 7. Buddy Allen | 1958-59 | 6.4 |
| 8. Devante Mays | 2015-16 | 6.1 |
| 9. Rahsul Faison | 2023-24 | 5.9 |
| Gerold Bright | 2016-19 | 5.9 |
| Robert Turbin | 2007-09,11 | 5.9 |

/// PRESEASON HONORS ///

The following is a listing of Utah State players who have garnered preseason honors heading into the 2024 campaign.

Falepule Alo, Sr., OL

- Polynesian Player of the Year Award Watch List
- Athlon Sports Fourth-Team All-Mountain West
- Phil Steele's Fourth-Team All-Mountain West

Wyatt Bowles, G-Sr., OL

- Senior Bowl Watch List
- Phil Steele's Fourth-Team All-Mountain West

Robert Briggs Jr., Jr., RB

- Earl Campbell Tyler Rose Award Watch List

Avante Dickerson, Jr., CB

- Athlon Sports Second-Team All-Mountain West

Rahsul Faison, Sr., RB

- Doak Walker Award Watch List
- Athlon Sports Second-Team All-Mountain West
- Phil Steele's Third-Team All-Mountain West

Lawrence Falatea, Jr., DE

- Comeback Player of the Year Watch List

Jaiden Francois, G-Sr., CB

- Athlon Sports Fourth-Team All-Mountain West

Jacob Garcia, Sr., LS

- AFCA Good Works Team Nominee
- Wuerffel Trophy Watch List
- Patrick Mannelly Award Watch List
- Phil Steele's First-Team All-Mountain West

Gabriel Iniguez Jr., Jr., DT

- Athlon Sports Fourth-Team All-Mountain West

Stephen Kotsanlee, Sr., P

- Ray Guy Award Watch List
- Athlon Sports Third-Team All-Mountain West

Broc Lane, G-Sr., TE

- Phil Steele's Second-Team All-Mountain West
- Athlon Sports Third-Team All-Mountain West

Ike Larsen, So., S

- CFN Third-Team All-American
- HERO Sports Group of Five All-American
- Jim Thorpe Award Watch List
- Chuck Bednarik Award Watch List
- Bronko Nagurski Trophy Watch List
- All-Mountain West
- Athlon Sports First-Team All-Mountain West
- Phil Steele's First-Team All-Mountain West

Tavo Motu'apuaka, So., OL

- Polynesian Player of the Year Award Watch List

Spencer Petras, Gr., QB

- Shrine Bowl Watch List
- Comeback Player of the Year Watch List

Jalen Royals, Sr., WR

- CFN Honorable Mention All-American
- HERO Sports Group of Five All-American
- Biletnikoff Award Watch List
- Maxwell Award Watch List
- Senior Bowl Watch List
- Shrine Bowl Watch List
- All-Mountain West
- Phil Steele's Fourth-Team All-American
- Athlon Sports First-Team All-Mountain West
- Phil Steele's First-Team All-Mountain West

Blaine Spires, Sr., DE

- Athlon Sports Second-Team All-Mountain West

/// 2024 UTAH STATE OFFENSIVE NOTABLES ///

HESTERA HAS CAREER GAME AGAINST UNLV

• Junior WR **Jack Hestera** had a career-high 10 catches for a career-best 152 yards and one touchdown against UNLV last weekend. It was his first 100-yard game as an Aggie and the second of his career. His 24-yard touchdown reception in the third quarter gives him three touchdown catches this year and six in his career.

• Hestera entered the game against UNLV with six receptions for 95 yards and two touchdowns on the season.

FAISON JUST MISSES FOURTH-STRAIGHT 100-YARD RUSHING GAME

• Senior RB **Rahsul Faison** just missed posting his fourth-straight 100-yard rushing game in his last outing against UNLV as he gained 83 yards on 15 carries and one touchdown. Faison gained 65 yards on 10 carries in the first half, but carried the ball just five times for 18 yards in the second half due to injury.

• Faison has now rushed for a touchdown in each of his last three games and is the first Aggie to accomplish that feat since **Calvin Tyler Jr.** in 2022. Overall, he now has three rushing touchdowns this year and eight in his career.

• In his previous game at No. 21 Boise State, Faison posted his third-straight 100-yard game as he ran for 109 yards on 26 carries and one touchdown. He is just the second running back this year to rush for 100 yards against BSU and his 109 yards on the ground are the most by a Bronco opponent this season.

• Against Temple, Faison rushed for 148 yards on a career-high 27 carries and one touchdown. Those 27 carries are the most by an Aggie since **Calvin Tyler Jr.** carried the ball 30 times against San José State in 2022.

• In his previous game against No. 12 Utah, Faison carried the ball 19 times for 115 yards. He was just the second player in Utah's last 16 games to rush for 100 yards against the Utes and his 115 yards were the most since Penn State's Nicholas Singleton rushed for 120 yards against Utah in the 2023 Rose Bowl.

• Faison, who is the first Aggie to rush for 100 yards in three-straight games since **Kerwynn Williams** in 2012, has five 100-yard rushing games in his career.

• Faison had a pair of 100-yard games last year as he rushed for a career-high 181 yards on a then-career-best 22 carries against Nevada and had 106 yards on 18 carries at New Mexico.

OTHER OFFENSIVE NOTABLES AGAINST UNLV

• Graduate senior TE **Broc Lane** tied his career high with five receptions for 45 yards and one touchdown. His six-yard touchdown catch in the fourth quarter was his second this year and the fourth of his career. Freshman RB **Herschel Turner Jr.** scored on a three-yard run in the fourth quarter for his second rushing touchdown of the season. Turner had a season-high nine carries in the game for 20 yards. He also had a season-high three receptions for a season-best 18 yards. Sophomore TE **Will Monney** had a career-high two receptions for 26 yards.

UTAH STATE RETURNS EXPERIENCED OFFENSIVE LINE IN 2024

• Utah State has a veteran and experienced offensive line this season as it returns four starters from last year in graduate senior **Wyatt Bowles** (12 GP/8 GS), senior **Falepule Alo** (10 GP/8 GS), senior **Cole Motes** (10 GP/10 GS) and junior **Aloali'i Maui** (13 GP/9 GS). USU also returns two more experienced players that saw significant playing time in 2023 in sophomore **Teague Andersen** (12 GP/7 GS) and sophomore **Tavo Motu'apuaka** (7 GP/7 GS).

• Overall, Utah State has 10 players on its roster that has in-game experience at the Division I level, including eight players that played at USU last season. Those eight Utah State players that have previous experience in the program include **Bowles** (46 GP/14 GS), **Alo** (38 GP/21 GS), **Motes** (37 GP/28 GS), **Maui** (19 GP/15 GS), **Andersen** (18 GP/13 GS), junior **Elia Migao** (19 GP), sophomore **Bryce Radford** (19 GP/1 GS) and **Motu'apuaka** (7 GP/7 GS).

• Heading into the 2024 campaign, those offensive linemen had 68 starts, which were the second-most in the Mountain West behind Fresno State and the 22nd-most in the nation. Furthermore, they entered the season having played in 195 games, which was the most in the Mountain West and the 17th-most in the nation.

• In addition to the eight players mentioned above, Utah State added a pair of four-year transfers to the offensive line in junior **Trey Andersen** (Eagle Mountain, Utah/Lehi HS/Pittsburgh) and sophomore **George Maile** (West Valley City, Utah/Bingham HS/Baylor). Andersen spent three seasons at Pittsburgh (2021-23) and played in 21 games, while Maile spent two seasons at Baylor (2022-23), appearing in 13 games.

UTAH STATE'S OFFENSIVE LINE PLAYED WELL AT BOISE STATE

• One of the main reasons why Utah State's offense has played well is because of the recent play of its offensive line. At Boise State two weekends ago, USU's offensive line allowed just one sack, which was on the first play of the game. BSU entered that game leading the nation with 20 sacks. The offensive line has also paved the way for senior RB **Rahsul Faison** to become the first Aggie back since 2012 to post three-straight 100-yard rushing games.



/// 2024 UTAH STATE DEFENSIVE NOTABLES ///

LARSEN POSTS EIGHTH-CAREER DOUBLE-DIGIT TACKLE OUTING

• Junior S **Ike Larsen** posted his third double-digit tackle game of the season and the eighth of his career against UNLV as he tied his career-high with 11 tackles, while also tying his career-high with two pass breakups. Earlier in the year, Larsen tied his career high with 11 tackles and had a career-high-tying two pass breakups at No. 13 USC and had 10 tackles at No. 21 Boise State.

• In the season opener against Robert Morris, Larsen intercepted his ninth-career pass and is now just one interception shy of entering the top 10 all-time in school history.

SLONE HAS CAREER GAME AGAINST UNLV

• Senior DE **Cian Slone** had a career game in his last outing against UNLV as he tied his career high with six tackles and added a career-best 2.0 sacks. He now has 5.0 sacks and 9.5 tackles for loss in his career, including 3.0 sacks this season.

FALATEA HAS CAREER GAME AGAINST UNLV

• Junior DE **Lawrence Falatea** had a career game in his last outing against UNLV as he had a career-high six tackles, which included a career-high-tying 1.0 sacks, to give him 2.0 sacks on the season, and 3.0 sacks and 3.5 tackles for loss in his career.

OTHER DEFENSIVE NOTABLES IN UNLV GAME

• Redshirt senior S **Omari Okeke** had a career-high seven tackles. Graduate ILB **Jon Ross Maye** had 1.0 tackles for loss to give him 3.0 tackles for loss on the season and 36.0 in his career. Sophomore ILB **Bronson Olevao Jr.** had 1.0 sacks, the first of his career, to give him 1.0 sacks and 3.0 tackles for loss in his career. Graduate CB **Jaiden Francois** had 0.5 tackles for loss to give him 1.5 tackles for loss on the season and 5.0 in his career. Redshirt freshman DT **Siolaa Lolohea** had 1.0 tackles for loss, the first of his career. Graduate ILB **Jadon Pearson** had 0.5 tackles for loss, the first of his career. Junior DT **Isaiah Bruce** had 0.5 tackles for loss, the first of his career. Senior S **Jordan Vincent** had one pass breakup, his first this year, to give him 17 pass breakups in his career.

VINCENT HAS DOUBLE-DIGIT TACKLE STREAK STOPPED AT FOUR GAMES

• Senior S **Jordan Vincent** posted double-digit tackles in each of his first four games with the Aggies as he had 10 tackles against Robert Morris, 11 tackles at No. 13 USC, 11 tackles against No. 12 Utah and 11 tackles at Temple. Overall, Vincent has eight career double-digit tackle games. Vincent also had his first interception of the season and the fourth of his career against the Utes.

• Vincent was the first Aggie ever to post double-digit tackles in his first four games with the program. He was also the first player to begin a season with four-straight double-digit outings since **Bobby Wagner** had double-digit tackles in his first five games of the 2011 campaign.

GRAHAM FORCING TURNOVERS IN FIRST YEAR WITH UTAH STATE

• Redshirt junior CB **DJ Graham II**, a transfer from Oklahoma, intercepted his first pass of the season and the third of his career two weekends ago at No. 21 Boise State. Graham has also forced two fumbles on the year for the Aggies.

/// 2024 UTAH STATE SPECIALIST NOTABLES ///

INSIDE THE NUMBERS WITH KOTSANLEE

• Senior P **Stephen Kotsanlee** has punted 208 times in his career for an average of 42.6 yards per punt (8,704 yards), which is the fourth-best average in school history. For his career, he has 43 punts of at least 50 yards and 73 punts that have been downed inside the 20-yard line.

• Kotsanlee averaged 43.4 yards per punt in 2023, which is tied for the sixth-best single-season average in school history. Had a career-long 69-yard punt against Idaho State (9/9/23), which is tied for the 16th-longest punt in school history

• Kotsanlee punted 67 times for an average of 43.4 yards in 2022, which is the sixth-best average in school history. He punted 53 times for an average of 42.5 yards in 2021, which is the 10th-best single-season average in school history.

• As a freshman in 2020, Kotsanlee earned honorable mention all-Mountain West honors as he punted 37 times for an average of 40.7 yards.

NIMROD NAMED MOUNTAIN WEST SPECIAL TEAMS PLAYER OF THE WEEK

• Graduate senior PK **Elliott Nimrod** was named the Mountain West Special Teams Player of the Week following his performance against Robert Morris in the season opener. Against the Colonials, Nimrod made a career-high three field goals (36, 50, 42) on a career-high three attempts and his 50-yard field goal was a career long. He was also 3-of-4 on extra points as he finished the game with 12 points. Nimrod also kicked off eight times and all eight of his kickoffs were touchbacks, which is a career high.

• Nimrod is 3-of-7 on the season and 14-of-21 in his career on field goals, including 0-of-1 from 20-29 yards, 7-of-10 from 30-39 yards, 3-of-5 from 40-49 yards and 1-of-2 from 50+ yards.

/// UTAH STATE'S 2024 RECORD... ///

| | |
|------------------------------------|-----|
| Overall | 1-5 |
| MW | 0-2 |
| Non-Conference | 1-3 |
| Home | 1-2 |
| Away | 0-3 |
| Neutral | 0-0 |
| Current Streak | L5 |
| Current Home Streak | L2 |
| Current Away Streak | L3 |
| Day Game | 0-2 |
| Night Game | 1-3 |
| August | 1-0 |
| September | 0-3 |
| October | 0-2 |
| November | 0-0 |
| December | 0-0 |
| vs. top-25 teams | 0-3 |
| vs. non-ranked teams | 1-2 |
| vs. FCS (I-AA) | 1-0 |
| On natural grass | 0-2 |
| On artificial surface | 1-3 |
| Scoring first | 1-1 |
| Coming-from-behind | 0-4 |
| Leading after 1st quarter | 1-1 |
| Behind after 1st quarter | 0-3 |
| Tied after 1st quarter | 0-1 |
| Leading at halftime | 0-1 |
| Behind at halftime | 1-4 |
| Tied at halftime | 0-0 |
| Leading after 3rd quarter | 1-0 |
| Behind after 3rd quarter | 0-5 |
| Tied after 3rd quarter | 0-0 |
| Overtime | 0-0 |
| Scoring less than 20 points | 0-1 |
| Scoring 20 + points | 1-4 |
| Scoring 30 + points | 1-2 |
| Allowing 20 points or less | 1-0 |
| Allowing 10 points or less | 0-0 |
| With 100-yard rusher | 0-3 |
| Allowing 100-yard rusher | 0-4 |
| With 300-yard passer | 0-2 |
| Allowing 300-yard passer | 0-0 |
| Outgain opponent | 1-2 |
| Total offense + 400 yards | 1-3 |
| Allowing + 400 yards offense | 0-5 |
| No turnovers | 0-0 |
| Less than three turnovers | 0-4 |
| Three or more turnovers | 1-1 |
| No takeaways | 0-2 |
| Three or more takeaways | 0-0 |
| Fewer turnovers | 0-0 |
| Equal turnovers | 0-2 |
| More turnovers | 1-3 |
| Control time of possession | 0-0 |
| Opponent controls TOP | 1-5 |



/// RANKINGS FOR 2024 SEASON ///

| TEAM | MW | NCAA |
|------------------------------------|----|------|
| • Passing Offense (302.8) | 2 | 14 |
| • Total Offense (463.8) | 2 | 19 |
| • Completion % (.624) | 6 | 67 |
| • Pass Efficiency (134.9) | 6 | 71 |
| • Rushing Offense (161.0) | 7 | 67 |
| • Scoring Offense (25.0) | 7 | 91 |
| • Sacks Allowed (2.0) | 8 | 72 |
| • Sacks (1.67) | 6 | 93 |
| • Tackles for Loss (5.5) | 8 | 79 |
| • Passing Defense (261.0) | 9 | 112 |
| • Pass Eff. Defense (161.8) | 11 | 126 |
| • Rushing Defense (232.7) | 11 | 127 |
| • Total Defense (493.7) | 11 | 130 |
| • Scoring Defense (42.8) | 12 | 131 |
| • Punt Returns (10.4) | 6 | 42 |
| • Net Punting (39.3) | 6 | 63 |
| • Punt Return Def. (8.1) | 8 | 81 |
| • Kickoff Return Def. (21.9) | 9 | 103 |
| • Kickoff Returns (16.4) | 9 | 112 |

INDIVIDUAL AVG. MW NCAA

| | | | | |
|---------------------------------|-------|---|----|--|
| • Rahsul Faison (RB) | | | | |
| Rushing | 97.8 | 3 | 24 | |
| Yds per Carry | 5.44 | 5 | 57 | |
| All-Purpose | 100.7 | 6 | 64 | |
| • DJ Graham II (CB) | | | | |
| Forced Fumbles | 0.33 | 4 | 12 | |
| • Jack Hestera (WR) | | | | |
| Receiving TDs | 0.50 | 7 | 70 | |
| • Stephen Kotsanlee (P) | | | | |
| Punting | 42.4 | 5 | 46 | |
| • Ike Larsen (S) | | | | |
| Tackles | 8.0 | 9 | 55 | |
| • Spencer Petras (QB) | | | | |
| Passing TD | 2.25 | 4 | 46 | |
| • Jalen Royals (WR) | | | | |
| Receiving | 107.7 | 2 | 8 | |
| Receptions | 7.3 | 2 | 9 | |
| All-Purpose | 127.5 | 3 | 18 | |
| Receiving TDs | 0.80 | 3 | 22 | |
| • Cian Slone (DE) | | | | |
| Sacks | 0.50 | 7 | 80 | |
| • Jordan Vincent (S) | | | | |
| Tackles | 8.8 | 4 | 29 | |
| • Clyde Washington (ILB) | | | | |
| Fumbles Recovered .. | 0.17 | 2 | 22 | |
| • Kyrese White (WR) | | | | |
| Yds per Rec. | 15.84 | 9 | 86 | |



/// 2024 MOUNTAIN WEST AND NATIONAL RANKINGS ///

UTAH STATE 19TH IN THE NATION IN TOTAL OFFENSE

• Utah State is second in the Mountain West and 19th in the nation in total offense (463.8 ypg), second in the MW and 14th in the nation in passing offense (302.8 ypg), sixth in the MW and 67th in the nation in completion percentage (.624), sixth in the MW and 71st in the nation in passing efficiency (134.9), seventh in the MW and 67th in the nation in rushing offense (161.0 ypg), seventh in the MW and 91st in the nation in scoring offense (235.0 ppg), and eighth in the MW and 72nd in the nation in sacks allowed with 12 (2.0 pg).

• Utah State is also sixth in the MW and 32nd in the nation in fumbles lost with two (0.33 pg), and fifth in the MW and 66th in the nation in passing yards per completion (12.03).

UTAH STATE SIXTH IN THE MOUNTAIN WEST IN SACKS

• Utah State is sixth in the Mountain West and 93rd in the nation in sacks with 10 (1.67 pg), eighth in the MW and 79th in the nation in tackles for loss with 32 (5.5 pg), ninth in the MW in passing defense (261.0 ypg), 11th in the MW in passing efficiency defense (161.8), 11th in the MW in rushing defense (232.7 ypg), 11th in the MW in total defense (493.7 ypg), and 12th in the MW in scoring defense (42.8 ppg).

• Utah State is also seventh in the MW in passes intercepted with three (0.50 pg), and 10th in the MW in fumbles recovered with one (0.17 pg).

UTAH STATE 42ND IN THE NATION IN PUNT RETURNS

• Utah State is sixth in the Mountain West and 42nd in the nation in punt returns (10.4 ypr), sixth in the MW and 63rd in the nation in net punting (39.3 ypp), eighth in the MW and 81st in the nation in punt return defense (8.1 ypr), ninth in the MW in kickoff return defense (21.9 ypr) and ninth in the MW in kickoff returns (16.4 ypr).

UTAH STATE 10TH IN THE NATION IN BLOCKED KICKS IN 2023

• Utah State finished the 2023 season tied for first in the Mountain West and 10th in the nation with three blocked kicks.

• Last season, Utah State blocked its third kick of the year against Boise State on a punt in the third quarter. USU also blocked an extra point with 40 seconds remaining to preserve a 34-33 win at UConn. And, USU blocked a punt at No. 25 Iowa. USU has blocked 10 kicks (7 punts, 2 extra points, 1 field goal) in the last three-plus seasons, which included four blocks (3 punts, 1 extra point) during the 2022 campaign. The school record for blocked kicks in a season is six set in 2012.

AGGIES IN THE MOUNTAIN WEST AND NCAA RANKINGS

• Utah State senior WR **Jalen Royals** is second in the Mountain West and eighth in the nation in receiving (107.7 ypg), second in the MW and ninth in the nation in receptions (7.3 pg), third in the MW and 18th in the nation in all-purpose yards (127.5 ypg), and third in the MW and 22nd in the nation in receiving touchdowns with five (0.80 pg). Graduate ILB **Clyde Washington** is second in the MW and 22nd in the nation with one fumble recovery (0.17 pg). Senior RB **Rahsul Faison** is third in the MW and 24th in the nation in rushing (97.8 ypg), fifth in the MW and 57th in the nation in rushing yards per carry (5.44), and sixth in the MW and 64th in the nation in all-purpose yards (100.7 ypg). Redshirt junior CB **DJ Graham II** is fourth in the MW and 12th in the nation in forced fumbles with two (0.33 pg). Senior S **Jordan Vincent** is fourth in the MW and 29th in the nation in tackles (8.8 pg). Graduate QB **Spencer Petras** is fourth in the MW and 46th in the nation in passing touchdowns with nine (2.25 pg). Graduate P **Stephen Kotsanlee** is fifth in the MW and 46th in the nation in punting (42.4 ypp). Junior WR **Jack Hestera** is seventh in the MW and 70th in the nation in receiving touchdowns with three (0.50 pg). Senior DE **Cian Slone** is seventh in the MW and 80th in the nation in sacks with three (0.50 pg). Junior S **Ike Larsen** is ninth in the MW and 55th in the nation in tackles (8.0 pg). And graduate WR **Kyrese White** is ninth in the MW and 86th in the nation in yards per reception (15.84).

HONORING ANDRE SELDON JR.

• Utah State will wear a No. 8 sticker on the back of its helmet this year to honor former teammate **Andre Seldon Jr.**, who died in a drowning accident on July 20, 2024. Seldon had just joined the USU program earlier that month as a transfer from New Mexico State.

UTAH STATE ANNOUNCES TEAM CAPTAINS FOR THE 2024 SEASON

• Utah State announced five permanent team captains for the 2024 season in graduate senior QB **Spencer Petras**, senior OL **Falepule Alo**, senior LS **Jacob Garcia**, senior S **Jordan Vincent** and junior DT **Gabriel Iniguez Jr.**

AGGIES IN OVERTIME

• Utah State is 8-6 all-time in overtime, winning five of its last seven, and posting a 2-0 record last year with double-overtime wins at San Diego State and at New Mexico. All-time, USU is 4-3 in single-overtime games, 5-2 in double-overtime games, and 0-1 in triple-overtime games.



/// 2024 UTAH STATE TEAM NOTABLES ///

UTAH STATE HAS 10 NEW COACHES ON STAFF THIS FALL

• Utah State has 10 new coaches this year in interim head coach/defensive coordinator/defensive ends coach **Nate Dreiling**, associate head coach/senior offensive analyst **Troy Morrell**, co-defensive coordinator/linebackers coach **Bobby McMullen**, defensive run game coordinator/defensive line coach **Ced Douglas**, safeties coach **Kwame Agyeman**, cornerbacks coach **Jalen Ortiz**, running backs coach **Jimmy Beal**, senior defensive analyst **Dave Wiemers**, defensive quality control coach **Quinn Thomas** and defensive graduate assistant **Bo Meisenheimer**.

• As for changes among the current staff, fourth-year wide receivers coach **Kyle Cefalo** will serve as the offensive coordinator and play-caller this fall after serving as the co-offensive coordinator last season and the passing game coordinator his first two years with the program. Second-year offensive line coach **Cooper Bassett** will be the co-offensive coordinator. And **Hayden Kingston**, who is in his fourth year with USU, will be the quarterbacks coach after filling the role of offensive analyst in 2023 and offensive graduate assistant in 2021 and 2022. **McMullen**, who joined the program this past February, will be the co-defensive coordinator and coach the inside linebackers after originally being hired as the linebackers coach.

• Utah State has one former Aggie on its staff in tight ends coach **DJTialavea** (2010-13).

CEFALO HAS COACHED THREE BILETNIKOFF SEMIFINALISTS

• Utah State offensive coordinator and wide receivers coach **Kyle Cefalo** has coached a Biletnikoff Award Semifinalist in three of the last five seasons. In his first year at USU in 2021, Cefalo coached **Deven Thompkins**, who set school records with 102 receptions for 1,704 yards. At Arkansas State, Cefalo coached Jonathan Adams in 2020 and Omar Bayless in 2019, as both players were named Sun Belt Conference Offensive Players of the Year.

UTAH STATE HAS FOUR SETS OF BROTHERS ON 2024 ROSTER

• Utah State has four sets of brothers on its 2024 roster, which trails Colorado (6) and BYU (5) and is tied with Colorado State, Kennesaw State, Miami (Fla.), Nebraska, Oklahoma State and USC for the third-most in the nation. USU's four sets of brothers include senior DE **Cian Slone** (Rocklin, California/American River JC/Rocklin HS) and redshirt sophomore S **Teeg Slone** (Rocklin, California/American River JC/Rocklin HS), junior DT **Bo Maile** (South Jordan, Utah/Bingham HS) and sophomore OL **George Maile** (West Valley City, Utah/Bingham HS/Baylor), junior OL **Elia Migao** (Temecula, California/Chaparral HS) and junior DE **Enoka Migao** (Temecula, California/Chaparral HS), and junior OL **Trey Andersen** (Eagle Mountain, Utah/Lehi HS/Pittsburgh) and sophomore OL **Teague Andersen** (Lehi, Utah/Lehi HS).

NINETEEN AGGIES WITH BACHELOR'S DEGREES

• Utah State has 19 players on its 2024 roster that have already received their bachelor's degrees in graduate senior OL **Wyatt Bowles** (integrated studies), graduate senior WR **Colby Bowman** (science, technology and society), graduate junior QB **Jacob Conover** (social science), graduate senior CB **Jaiden Francois** (interdisciplinary studies), graduate senior LS **Jacob Garcia** (communication studies), graduate junior LB **Cole Joyce** (exercise science), graduate senior P **Stephen Kotsanlee** (anthropology), graduate senior TE **Broc Lane** (kinesiology), and graduate senior ILB **Jon Ross Maye** (business management), graduate senior PK **Elliott Nimrod** (integrated studies), graduate senior S **Omari Okeke** (interdisciplinary studies), graduate junior ILB **Jadon Pearson** (criminology), graduate senior QB **Spencer Petras** (entrepreneurial health), graduate senior DE **Blaine Spires** (integrated studies), graduate senior TE **Josh Sterzer** (international business), graduate senior S **Torren Union** (communications), graduate senior DT **Collin Vaughn** (criminal justice), graduate senior ILB **Clyde Washington** (recreation administration) and graduate senior WR **Kyrese White** (exercise science).

AGGIES WHO HAVE SERVED LDS CHURCH MISSIONS

• Utah State has 13 players on its 2024 roster who have served missions for The Church of Jesus Christ of Latter-day Saints in graduate senior TE **Josh Sterzer**, graduate junior QB **Jacob Conover**, junior OL **Trey Andersen**, junior DT **Seni Tuiaki**, sophomore RB **Jonathan Baird**, sophomore K/P **Ryan Marks**, sophomore ILB **Bronson Olevao Jr.**, sophomore ILB **Logan Pili**, sophomore OL **Adam Pond**, redshirt freshman K **Tanner Cragun**, freshman RB **Tre Kofe**, freshman ILB **Nathan Wright** and freshman TE **Noah Wright**.

DID YOU KNOW?

• Utah State has three players on its 2024 roster who are married in graduate senior TE **Josh Sterzer**, senior OL **Cole Motes** and junior QB **Bryson Barnes**.

DID YOU KNOW?

• Utah State has five teams on its 2024 schedule that played in a bowl game last season in USC, which defeated Louisville 42-28 in the Holiday Bowl; Utah, which lost to Northwestern 14-7 in the Las Vegas Bowl; Boise State, which lost to UCLA 35-22 in the LA Bowl; UNLV, which lost to Kansas 49-36 in the Guaranteed Rate Bowl; and Wyoming, which defeated Ohio 16-15 in the Arizona Bowl.

/// AGGIES IN THE NFL ///

| | |
|---------------------|-----------------------|
| Jalen Davis (CB) | Cincinnati Bengals |
| Jordan Love (QB) | Green Bay Packers |
| Patrick Scales (LS) | Chicago Bears |
| Nick Vigil (LB) | Dallas Cowboys |
| Bobby Wagner (LB) | Washington Commanders |



/// AGGIES IN THE NFL DRAFT ///

2011 NFL DRAFT

| | |
|----------------------------|-----------|
| Curtis Marsh, Philadelphia | 3rd Round |
|----------------------------|-----------|

2012 NFL DRAFT

| | |
|--------------------------|-----------|
| Bobby Wagner, Seattle | 2nd Round |
| Robert Turbin, Seattle | 4th Round |
| Michael Smith, Tampa Bay | 7th Round |

2013 NFL DRAFT

| | |
|--------------------------------|-----------|
| Will Davis, Miami | 3rd Round |
| Kerwynn Williams, Indianapolis | 7th Round |

2014 NFL DRAFT

| | |
|------------------------------|-----------|
| Maurice Alexander, St. Louis | 4th Round |
| Nevin Lawson, Detroit | 4th Round |

2016 NFL DRAFT

| | |
|---------------------------|-----------|
| Nick Vigil, Cincinnati | 3rd Round |
| Kyler Fackrell, Green Bay | 3rd Round |

2017 NFL DRAFT

| | |
|-------------------------|-----------|
| Devante Mays, Green Bay | 7th Round |
|-------------------------|-----------|

2019 NFL DRAFT

| | |
|------------------------------|-----------|
| Darwin Thompson, Kansas City | 6th Round |
|------------------------------|-----------|

2020 NFL DRAFT

| | |
|------------------------|-----------|
| Jordan Love, Green Bay | 1st Round |
|------------------------|-----------|



Jordan Love
2017-19



Bobby Wagner
2008-11



Merlin Olsen
1959-61
1961 Outland Trophy





0 - ROBERT FREEMAN IV
WR • 5-7 • 170 • JR-JC
El Cerrito, Calif.
(El Cerrito HS)
(American River College)

CAREER STATS - RECEIVING

| Year | G/GS | Rec | Yds | Avg | TD | Long |
|------|------|-----|-----|-----|----|------|
| 2024 | 4/0 | 0 | 0 | 0.0 | 0 | 0 |

CAREER HIGHS - RECEIVING

NA

CAREER STATS - PUNT RETURNS

| Year | Ret | Yds | Avg | TD | LG |
|------|-----|-----|------|----|----|
| 2024 | 4 | 43 | 10.8 | 0 | 16 |

CAREER HIGHS - PUNT RETURNS

Returns: 2, vs. Utah (9/14/24)

Yards: 31, vs. Utah (9/14/24)

Long Return: 16, vs. Utah (9/14/24)

CAREER STATS - KICKOFF RETURNS

| Year | Ret | Yds | Avg | TD | LG |
|------|-----|-----|------|----|----|
| 2024 | 5 | 99 | 19.8 | 0 | 24 |

CAREER HIGHS - PUNT RETURNS

Returns: 3, vs. Utah (9/14/24)

Yards: 61, vs. Utah (9/14/24)

Long Return: 24, at Temple (9/21/24)

GAME-BY-GAME RECEIVING

| 2024 | G/GS | Rec | Yds | Avg | TD | LG |
|--------|------|-----|-----|-----|----|----|
| RMU | 1/0 | 0 | 0 | 0.0 | 0 | 0 |
| at USC | 1/0 | 0 | 0 | 0.0 | 0 | 0 |
| UTAH | 1/0 | 0 | 0 | 0.0 | 0 | 0 |
| at TU | 1/0 | 0 | 0 | 0.0 | 0 | 0 |
| at BSU | 0/0 | 0 | 0 | 0.0 | 0 | 0 |
| UNLV | 0/0 | 0 | 0 | 0.0 | 0 | 0 |
| UNM | 0/0 | 0 | 0 | 0.0 | 0 | 0 |
| at WYO | 0/0 | 0 | 0 | 0.0 | 0 | 0 |
| at WSU | 0/0 | 0 | 0 | 0.0 | 0 | 0 |
| UH | 0/0 | 0 | 0 | 0.0 | 0 | 0 |
| SDSU | 0/0 | 0 | 0 | 0.0 | 0 | 0 |
| at CSU | 0/0 | 0 | 0 | 0.0 | 0 | 0 |

GAME-BY-GAME PUNT RETURNS

| 2024 | Ret | Yds | Avg | TD | LG |
|--------|-----|-----|------|----|----|
| RMU | 1 | 12 | 12.0 | 0 | 12 |
| at USC | 0 | 0 | 0.0 | 0 | 0 |
| UTAH | 2 | 31 | 15.5 | 0 | 16 |
| at TU | 1 | 0 | 0.0 | 0 | 0 |
| at BSU | 0 | 0 | 0.0 | 0 | 0 |
| UNLV | 0 | 0 | 0.0 | 0 | 0 |
| UNM | 0 | 0 | 0.0 | 0 | 0 |
| at WYO | 0 | 0 | 0.0 | 0 | 0 |
| at WSU | 0 | 0 | 0.0 | 0 | 0 |
| UH | 0 | 0 | 0.0 | 0 | 0 |
| SDSU | 0 | 0 | 0.0 | 0 | 0 |
| at CSU | 0 | 0 | 0.0 | 0 | 0 |

GAME-BY-GAME KICKOFF RETURNS

| 2024 | Ret | Yds | Avg | TD | LG |
|--------|-----|-----|------|----|----|
| RMU | 0 | 0 | 0.0 | 0 | 0 |
| at USC | 0 | 0 | 0.0 | 0 | 0 |
| UTAH | 3 | 61 | 20.3 | 0 | 21 |
| at TU | 2 | 38 | 19.0 | 0 | 24 |
| at BSU | 0 | 0 | 0.0 | 0 | 0 |
| UNLV | 0 | 0 | 0.0 | 0 | 0 |
| UNM | 0 | 0 | 0.0 | 0 | 0 |
| at WYO | 0 | 0 | 0.0 | 0 | 0 |
| at WSU | 0 | 0 | 0.0 | 0 | 0 |
| UH | 0 | 0 | 0.0 | 0 | 0 |
| SDSU | 0 | 0 | 0.0 | 0 | 0 |
| at CSU | 0 | 0 | 0.0 | 0 | 0 |



1 - JON ROSS MAYE
ILB • 5-11 • 230 • G-SR-TR
Johns Creek, Ga.
(Johns Creek HS)
(Lenoir-Rhyne)

CAREER STATS - DEFENSE

| Year | G/GS | UA-AT-TT | TFL | Sack | INT | PB | FF | FR |
|-------|-------|-------------|---------|--------|------|----|----|----|
| 2020 | 4/4 | 19-15-34 | 4.0-14 | 1.0-10 | 0-0 | 1 | 0 | 0 |
| 2021 | 8/8 | 22-27-49 | 6.5-15 | 1.5-8 | 1-50 | 5 | 1 | 0 |
| 2022 | 11/11 | 31-44-75 | 8.0-15 | 1.5-8 | 2-23 | 4 | 0 | 1 |
| 2023 | 15/15 | 69-47-116 | 15.5-47 | 2.5-17 | 1-0 | 6 | 2 | 1 |
| 2024 | 6/6 | 17-22-39 | 3.0-8 | 0.0-0 | 0-0 | 1 | 0 | 0 |
| TOTAL | 43/43 | 156-148-304 | 36.0-97 | 6.5-43 | 4-73 | 16 | 3 | 2 |

CAREER HIGHS - DEFENSE

Tackles: 15, vs. Wingate (10/29/22)

TFL: 3.5, vs. two opponents

Sacks: 2.5, vs. Erskine (9/16/23)

PBU: 3, vs. Mars Hills (9/25/21)

FF: 1, vs. three opponents

FF: 1, vs. two opponents

TD: 1, vs. Wingate (10/30/21)

Block: 1, vs. Barton (3/20/21)

QBH: 2, vs. three opponents

GAME-BY-GAME DEFENSE

| 2024 | G/GS | U-A-T | TFL | Sack | INT | PB | QH | F/R |
|--------|------|--------|-------|-------|-----|----|----|-----|
| RMU | 1/1 | 2-8-10 | 1.0-4 | 0.0-0 | 0 | 0 | 0 | 0/0 |
| at USC | 1/1 | 5-1-6 | 0.0-0 | 0.0-0 | 0 | 0 | 1 | 0/0 |
| UTAH | 1/1 | 2-7-9 | 1.0-2 | 0.0-0 | 0 | 1 | 1 | 0/0 |
| at TU | 1/1 | 3-1-4 | 0.0-0 | 0.0-0 | 0 | 0 | 1 | 0/0 |
| at BSU | 1/1 | 2-2-4 | 0.0-0 | 0.0-0 | 0 | 0 | 0 | 0/0 |
| UNLV | 1/1 | 3-3-6 | 1.0-2 | 0.0-0 | 0 | 0 | 0 | 0/0 |
| UNM | 0/0 | 0-0-0 | 0.0-0 | 0.0-0 | 0 | 0 | 0 | 0/0 |
| at WYO | 0/0 | 0-0-0 | 0.0-0 | 0.0-0 | 0 | 0 | 0 | 0/0 |
| at WSU | 0/0 | 0-0-0 | 0.0-0 | 0.0-0 | 0 | 0 | 0 | 0/0 |
| UH | 0/0 | 0-0-0 | 0.0-0 | 0.0-0 | 0 | 0 | 0 | 0/0 |
| SDSU | 0/0 | 0-0-0 | 0.0-0 | 0.0-0 | 0 | 0 | 0 | 0/0 |
| at CSU | 0/0 | 0-0-0 | 0.0-0 | 0.0-0 | 0 | 0 | 0 | 0/0 |



1 - JALEN ROYALS
WR • 6-0 • 205 • SR-2L
Powder Springs, Ga.
(Hillgrove HS)
(Georgia Military College)

CAREER STATS - RECEIVING

| Year | G/GS | Rec | Yds | Avg | TD | Long |
|-------|-------|-----|-------|------|----|------|
| 2022 | 12/1 | 0 | 0 | 0.0 | 0 | 0 |
| 2023 | 13/13 | 71 | 1,080 | 15.2 | 15 | 71 |
| 2024 | 6/6 | 44 | 646 | 14.7 | 5 | 75 |
| TOTAL | 31/20 | 115 | 1,726 | 15.0 | 20 | 75 |

CAREER HIGHS - RECEIVING

Receptions: 10, vs. two opponents

Yards: 211, at Boise State (10/5/24)

TD: 3, at UConn (9/30/23)

Long Catch: 75, at Boise State (10/5/24)

CAREER STATS - RUSHING

| Year | Rush | Yds | Avg | TD | Long |
|------|------|-----|-----|----|------|
| 2024 | 1 | 3 | 3 | 0 | 3 |

CAREER HIGHS - RUSHING

Rushes: 1, at USC (9/7/24)

Yards: 3, at USC (9/7/24)

Long Rush: 3, 1, at USC (9/7/24)

CAREER STATS - PASSING

| Year | Cmp | Att | Int | Pct | Yds | TD | LG | EFF |
|------|-----|-----|-----|------|-----|----|----|-----|
| 2023 | 0 | 1 | 0 | .000 | 0 | 0 | 0 | 0.0 |

CAREER HIGHS - PASSING

Attempts: 1, at San Diego State (11/4/23)

CAREER STATS - KICKOFF RETURNS

| Year | Ret | Yds | Avg | TD | LG |
|------|-----|-----|------|----|----|
| 2024 | 6 | 116 | 19.3 | 0 | 25 |

CAREER HIGHS - KICKOFF RETURNS

Returns: 4, at Boise State (10/5/24)

Yards: 72, at Boise State (10/5/24)

Long Return: 25, at Boise State (10/5/24)

GAME-BY-GAME RECEIVING

| 2024 | G/GS | Rec | Yds | Avg | TD | LG |
|--------|------|-----|-----|------|----|----|
| RMU | 1/1 | 5 | 77 | 15.4 | 1 | 30 |
| at USC | 1/1 | 6 | 47 | 7.8 | 0 | 13 |
| UTAH | 1/1 | 4 | 44 | 11.0 | 0 | 35 |
| at TU | 1/1 | 10 | 112 | 11.2 | 1 | 26 |
| at BSU | 1/1 | 9 | 211 | 23.4 | 2 | 75 |
| UNLV | 1/1 | 10 | 155 | 15.5 | 1 | 27 |
| UNM | 0/0 | 0 | 0 | 0.0 | 0 | 0 |
| at WYO | 0/0 | 0 | 0 | 0.0 | 0 | 0 |
| at WSU | 0/0 | 0 | 0 | 0.0 | 0 | 0 |
| UH | 0/0 | 0 | 0 | 0.0 | 0 | 0 |
| SDSU | 0/0 | 0 | 0 | 0.0 | 0 | 0 |
| at CSU | 0/0 | 0 | 0 | 0.0 | 0 | 0 |

| 2023 | G/GS | Rec | Yds | Avg | TD | LG |
|----------|------|-----|-----|------|----|----|
| at Iowa | 1/1 | 5 | 39 | 7.8 | 0 | 15 |
| ISU | 1/1 | 3 | 49 | 16.3 | 1 | 22 |
| at AFA | 1/1 | 4 | 52 | 13.0 | 1 | 20 |
| JMU | 1/1 | 7 | 57 | 8.1 | 0 | 25 |
| at UConn | 1/1 | 7 | 185 | 26.4 | 3 | 71 |
| CSU | 1/1 | 6 | 140 | 23.3 | 2 | 51 |
| FS | 1/1 | 7 | 125 | 17.9 | 2 | 52 |
| at SJSU | 1/1 | 4 | 60 | 15.0 | 1 | 20 |
| at SDSU | 1/1 | 8 | 87 | 10.9 | 1 | 50 |
| NEV | 1/1 | 3 | 27 | 9.0 | 0 | 11 |
| BSU | 1/1 | 7 | 113 | 16.1 | 1 | 57 |
| at UNM | 1/1 | 7 | 89 | 12.7 | 2 | 57 |
| vs. GSU | 1/1 | 3 | 57 | 19.0 | 1 | 35 |

| 2022 | G/GS | Rec | Yds | Avg | TD | LG |
|---------|------|-----|-----|-----|----|----|
| UCONN | 1/0 | 0 | 0 | 0.0 | 0 | 0 |
| at ALA | 1/0 | 0 | 0 | 0.0 | 0 | 0 |
| WSU | 1/0 | 0 | 0 | 0.0 | 0 | 0 |
| UNLV | 1/0 | 0 | 0 | 0.0 | 0 | 0 |
| at BYU | 1/0 | 0 | 0 | 0.0 | 0 | 0 |
| AFA | 0/0 | 0 | 0 | 0.0 | 0 | 0 |
| at CSU | 1/0 | 0 | 0 | 0.0 | 0 | 0 |
| at WYO | 1/0 | 0 | 0 | 0.0 | 0 | 0 |
| UNM | 1/0 | 0 | 0 | 0.0 | 0 | 0 |
| at UH | 1/0 | 0 | 0 | 0.0 | 0 | 0 |
| SJSU | 1/0 | 0 | 0 | 0.0 | 0 | 0 |
| at BSU | 1/1 | 0 | 0 | 0.0 | 0 | 0 |
| vs. MEM | 1/0 | 0 | 0 | 0.0 | 0 | 0 |

GAME-BY-GAME KICKOFF RETURNS

| 2024 | Ret | Yds | Avg | TD | LG |
|--------|-----|-----|------|----|----|
| RMU | 0 | 0 | 0.0 | 0 | 0 |
| at USC | 1 | 23 | 23.0 | 0 | 23 |
| UTAH | 0 | 0 | 0.0 | 0 | 0 |
| at TU | 0 | 0 | 0.0 | 0 | 0 |
| at BSU | 4 | 72 | 18.0 | 0 | 25 |
| UNLV | 1 | 21 | 21.0 | 0 | 21 |
| UNM | 0 | 0 | 0.0 | 0 | 0 |
| at WYO | 0 | 0 | 0.0 | 0 | 0 |
| at WSU | 0 | 0 | 0.0 | 0 | 0 |
| UH | 0 | 0 | 0.0 | 0 | 0 |
| SDSU | 0 | 0 | 0.0 | 0 | 0 |
| at CSU | 0 | 0 | 0.0 | 0 | 0 |



2 - ROBERT BRIGGS JR.
RB • 5-6 • 185 • JR-2L
Bellville, Texas
(Bellville HS)

CAREER STATS - RUSHING

| Year | G/GS | Rush | Yds | Avg | TD | Long |
|-------|------|------|-----|-----|----|------|
| 2022 | 10/0 | 74 | 353 | 4.8 | 1 | 24 |
| 2023 | 11/3 | 80 | 420 | 5.3 | 2 | 58 |
| 2024 | 1/1 | 9 | 88 | 9.8 | 0 | 55 |
| TOTAL | 22/4 | 163 | 861 | 5.3 | 3 | 58 |



CAREER HIGHS - RUSHING

Rushes: 19, vs. New Mexico (11/5/22)

Yards: 101, vs. Idaho State (9/9/23)

TD: 1, vs. three teams

Long Rush: 58, vs. Idaho State (9/9/23)

CAREER STATS - RECEIVING

| Year | Rec | Yds | Avg | TD | Long |
|--------------|-----------|-----------|------------|----------|-----------|
| 2022 | 7 | 31 | 4.4 | 0 | 16 |
| 2023 | 6 | 11 | 1.8 | 0 | 6 |
| 2024 | 3 | 38 | 12.7 | 0 | 18 |
| TOTAL | 16 | 80 | 5.0 | 0 | 18 |

CAREER HIGHS - RECEIVING

Receptions: 3, vs. two opponents

Yards: 38, vs. Robert Morris (8/31/24)

Long Catch: 18, vs. Robert Morris (8/31/24)

CAREER STATS - KICKOFF RETURNS

| Year | Ret | Yds | Avg | TD | LG |
|--------------|----------|-----------|-------------|----------|-----------|
| 2022 | 1 | 9 | 9.0 | 0 | 9 |
| 2023 | 1 | 50 | 50.0 | 0 | 50 |
| 2024 | 0 | 0 | 0.0 | 0 | 0 |
| TOTAL | 2 | 59 | 29.5 | 0 | 50 |

CAREER HIGHS - KICKOFF RETURNS

Returns: 1, vs. two teams

Yards: 50, vs. Idaho State (9/9/23)

Long Return: 50, vs. Idaho State (9/9/23)

GAME-BY-GAME RUSHING

| 2024 | G/GS | Att | Yds | Avg | TD | LG |
|--------|------|-----|-----|-----|----|----|
| RMU | 1/1 | 9 | 88 | 9.8 | 0 | 55 |
| at USC | 0/0 | 0 | 0 | 0.0 | 0 | 0 |
| UTAH | 0/0 | 0 | 0 | 0.0 | 0 | 0 |
| at TU | 0/0 | 0 | 0 | 0.0 | 0 | 0 |
| at BSU | 0/0 | 0 | 0 | 0.0 | 0 | 0 |
| UNLV | 0/0 | 0 | 0 | 0.0 | 0 | 0 |
| UNM | 0/0 | 0 | 0 | 0.0 | 0 | 0 |
| at WYO | 0/0 | 0 | 0 | 0.0 | 0 | 0 |
| at WSU | 0/0 | 0 | 0 | 0.0 | 0 | 0 |
| UH | 0/0 | 0 | 0 | 0.0 | 0 | 0 |
| SDSU | 0/0 | 0 | 0 | 0.0 | 0 | 0 |
| at CSU | 0/0 | 0 | 0 | 0.0 | 0 | 0 |

| 2023 | G/GS | Att | Yds | Avg | TD | LG |
|----------|------|-----|-----|------|----|----|
| at Iowa | 1/1 | 2 | 7 | 3.5 | 0 | 4 |
| ISU | 1/1 | 9 | 101 | 11.2 | 1 | 58 |
| at AFA | 0/0 | 0 | 0 | 0.0 | 0 | 0 |
| JMU | 1/0 | 2 | 6 | 3.0 | 0 | 4 |
| at UConn | 1/0 | 8 | 17 | 2.1 | 0 | 9 |
| CSU | 1/0 | 19 | 80 | 4.2 | 0 | 25 |
| FS | 1/0 | 7 | 36 | 5.1 | 0 | 13 |
| at SJSU | 1/0 | 6 | 13 | 2.2 | 0 | 9 |
| at SDSU | 1/0 | 9 | 59 | 6.6 | 1 | 20 |
| NEV | 1/1 | 11 | 69 | 6.3 | 0 | 19 |
| BSU | 1/0 | 4 | 13 | 3.2 | 0 | 6 |
| at UNM | 0/0 | 0 | 0 | 0.0 | 0 | 0 |
| vs. GSU | 1/0 | 3 | 19 | 6.3 | 0 | 13 |

| 2022 | G/GS | Att | Yds | Avg | TD | LG |
|---------|------|-----|-----|------|----|----|
| UConn | 1/0 | 10 | 85 | 8.5 | 1 | 23 |
| at ALA | 1/0 | 10 | 28 | 2.8 | 0 | 6 |
| WSU | 1/0 | 2 | 21 | 10.5 | 0 | 16 |
| UNLV | 1/0 | 7 | 33 | 4.7 | 0 | 15 |
| at BYU | 1/0 | 10 | 46 | 4.6 | 0 | 9 |
| AFA | 1/0 | 2 | 2 | 1.0 | 0 | 7 |
| at CSU | 1/0 | 6 | 38 | 6.3 | 0 | 12 |
| at WYO | 1/0 | 2 | 6 | 3.0 | 0 | 7 |
| UNM | 1/0 | 19 | 87 | 4.6 | 0 | 24 |
| at UH | 1/0 | 6 | 12 | 2.0 | 0 | 4 |
| SJSU | 0/0 | 0 | 0 | 0.0 | 0 | 0 |
| at BSU | 0/0 | 0 | 0 | 0.0 | 0 | 0 |
| vs. MEM | 0/0 | 0 | 0 | 0.0 | 0 | 0 |

GAME-BY-GAME RECEIVING

| 2024 | Rec | Yds | Avg | TD | LG |
|------|-----|-----|------|----|----|
| RMU | 3 | 38 | 12.7 | 0 | 18 |

| | | | | | |
|--------|---|---|-----|---|---|
| at USC | 0 | 0 | 0.0 | 0 | 0 |
| UTAH | 0 | 0 | 0.0 | 0 | 0 |
| at TU | 0 | 0 | 0.0 | 0 | 0 |
| at BSU | 0 | 0 | 0.0 | 0 | 0 |
| UNLV | 0 | 0 | 0.0 | 0 | 0 |
| UNM | 0 | 0 | 0.0 | 0 | 0 |
| at WYO | 0 | 0 | 0.0 | 0 | 0 |
| at WSU | 0 | 0 | 0.0 | 0 | 0 |
| UH | 0 | 0 | 0.0 | 0 | 0 |
| SDSU | 0 | 0 | 0.0 | 0 | 0 |
| at CSU | 0 | 0 | 0.0 | 0 | 0 |

| 2023 | Rec | Yds | Avg | TD | LG |
|----------|-----|-----|------|----|----|
| at Iowa | 3 | 6 | 2.0 | 0 | 3 |
| ISU | 0 | 0 | 0.0 | 0 | 0 |
| at AFA | 0 | 0 | 0.0 | 0 | 0 |
| JMU | 0 | 0 | 0.0 | 0 | 0 |
| at UConn | 1 | 6 | 6.0 | 0 | 6 |
| CSU | 0 | 0 | 0.0 | 0 | 0 |
| FS | 0 | 0 | 0.0 | 0 | 0 |
| at SJSU | 2 | -1 | -0.5 | 0 | 1 |
| at SDSU | 0 | 0 | 0.0 | 0 | 0 |
| NEV | 0 | 0 | 0.0 | 0 | 0 |
| BSU | 0 | 0 | 0.0 | 0 | 0 |
| at UNM | 0 | 0 | 0.0 | 0 | 0 |
| vs. GSU | 0 | 0 | 0.0 | 0 | 0 |

| 2022 | Rec | Yds | Avg | TD | LG |
|---------|-----|-----|------|----|----|
| UConn | 1 | 16 | 16.0 | 0 | 16 |
| at ALA | 0 | 0 | 0.0 | 0 | 0 |
| WSU | 1 | 15 | 15.0 | 0 | 15 |
| UNLV | 1 | 2 | 2.0 | 0 | 2 |
| at BYU | 1 | 0 | 0.0 | 0 | 0 |
| AFA | 0 | 0 | 0.0 | 0 | 0 |
| at CSU | 0 | 0 | 0.0 | 0 | 0 |
| at WYO | 1 | -2 | -2.0 | 0 | 0 |
| UNM | 0 | 0 | 0.0 | 0 | 0 |
| at UH | 2 | 0 | 0.0 | 0 | 0 |
| SJSU | 0 | 0 | 0.0 | 0 | 0 |
| at BSU | 0 | 0 | 0.0 | 0 | 0 |
| vs. MEM | 0 | 0 | 0.0 | 0 | 0 |

**2 - JAIDEN FRANCOIS**

CB • 5-10 • 195 • G-SR-1L

Florida City, Fla.

(South Dade HS)

(UCF)

CAREER STATS - DEFENSE

| Year | G/GS | UA-AT-TT | TFL | Sack | INT | PB | FF | FR |
|--------------|-------------|-----------------|---------------|--------------|--------------|----------|----------|----------|
| 2021 | 4/0 | 0-0-0 | 0-0-0 | 0-0-0 | 0-0 | 0 | 0 | 0 |
| 2022 | 9/0 | 2-0-2 | 0-0-0 | 0-0-0 | 0-0 | 0 | 0 | 0 |
| 2023 | 12/7 | 21-36-57 | 3-5-8 | 1-0-5 | 1-7-5 | 2 | 1 | 0 |
| 2024 | 6/0 | 8-10-18 | 1-5-4 | 0-0-0 | 0-0 | 1 | 0 | 0 |
| TOTAL | 30/7 | 31-46-77 | 5-0-12 | 1-0-5 | 1-7-5 | 3 | 1 | 0 |

CAREER HIGHS - DEFENSE

Tackles: 9, vs. Georgia State (12/23/23)

TFL: 2.0, vs. Georgia State (12/23/23)

Sacks: 1.0, vs. Georgia State (12/23/23)

INT: 1, vs. Idaho State (9/9/23)

PBU: 1, vs. two opponents

FF: 1, vs. Georgia State (12/23/23)

TD: 1, vs. Idaho State (9/9/23)

QBH: 1, vs. Idaho State (9/9/23)

GAME-BY-GAME DEFENSE

| 2024 | G/GS | U-A-T | TFL | Sack | INT | PB | QH | F/R |
|--------|------|-------|-------|-------|-----|----|----|-----|
| RMU | 1/0 | 2-3-5 | 0-0-0 | 0-0-0 | 0 | 1 | 0 | 0/0 |
| at USC | 1/0 | 2-0-2 | 0-0-0 | 0-0-0 | 0 | 0 | 0 | 0/0 |
| UTAH | 1/0 | 0-4-4 | 0-0-0 | 0-0-0 | 0 | 0 | 0 | 0/0 |
| at TU | 1/0 | 2-0-2 | 1-0-1 | 0-0-0 | 0 | 0 | 0 | 0/0 |
| at BSU | 1/0 | 1-1-2 | 0-0-0 | 0-0-0 | 0 | 0 | 0 | 0/0 |
| UNLV | 1/0 | 1-2-3 | 0-5-3 | 0-0-0 | 0 | 0 | 0 | 0/0 |
| UNM | 0/0 | 0-0-0 | 0-0-0 | 0-0-0 | 0 | 0 | 0 | 0/0 |
| at WYO | 0/0 | 0-0-0 | 0-0-0 | 0-0-0 | 0 | 0 | 0 | 0/0 |

| | | | | | | | | |
|--------|-----|-------|-------|-------|---|---|---|-----|
| at WSU | 0/0 | 0-0-0 | 0-0-0 | 0-0-0 | 0 | 0 | 0 | 0/0 |
| UH | 0/0 | 0-0-0 | 0-0-0 | 0-0-0 | 0 | 0 | 0 | 0/0 |
| SDSU | 0/0 | 0-0-0 | 0-0-0 | 0-0-0 | 0 | 0 | 0 | 0/0 |
| at CSU | 0/0 | 0-0-0 | 0-0-0 | 0-0-0 | 0 | 0 | 0 | 0/0 |

| 2023 | G/GS | U-A-T | TFL | Sack | INT | PB | QH | F/R |
|----------|------|-------|-------|-------|-----|----|----|-----|
| at Iowa | 1/0 | 2-1-3 | 0-0-0 | 0-0-0 | 0 | 0 | 0 | 0/0 |
| ISU | 1/1 | 1-6-7 | 1-5-2 | 0-0-0 | 1 | 0 | 1 | 0/0 |
| at AFA | 1/1 | 4-4-8 | 0-0-0 | 0-0-0 | 0 | 0 | 0 | 0/0 |
| JMU | 1/1 | 3-4-7 | 0-0-0 | 0-0-0 | 0 | 1 | 0 | 0/0 |
| at UConn | 1/0 | 1-1-2 | 0-0-0 | 0-0-0 | 0 | 0 | 0 | 0/0 |
| CSU | 1/1 | 2-2-4 | 0-0-0 | 0-0-0 | 0 | 0 | 0 | 0/0 |
| FS | 1/1 | 1-5-6 | 0-0-0 | 0-0-0 | 0 | 1 | 0 | 0/0 |
| at SJSU | 1/0 | 0-1-1 | 0-0-0 | 0-0-0 | 0 | 0 | 0 | 0/0 |
| at SDSU | 1/0 | 0-0-0 | 0-0-0 | 0-0-0 | 0 | 0 | 0 | 0/0 |
| NEV | 0/0 | 0-0-0 | 0-0-0 | 0-0-0 | 0 | 0 | 0 | 0/0 |
| BSU | 1/0 | 1-1-2 | 0-0-0 | 0-0-0 | 0 | 0 | 0 | 0/0 |
| at UNM | 1/1 | 1-7-8 | 0-0-0 | 0-0-0 | 0 | 0 | 0 | 0/0 |
| vs. GSU | 1/1 | 5-4-9 | 2-0-6 | 1-0-5 | 0 | 0 | 0 | 1/0 |

**3 - JD DREW**

CB • 5-11 • 165 • SO-1L

Tulsa, Okla.

(Booker T. Washington HS)

CAREER STATS - DEFENSE

| Year | G/GS | UA-AT-TT | TFL | Sack | INT | PB | FF | FR |
|--------------|-------------|-----------------|--------------|--------------|------------|----------|----------|----------|
| 2022 | 5/0 | 3-1-4 | 0-0-0 | 0-0-0 | 0-0 | 0 | 0 | 0 |
| 2023 | 11/6 | 16-11-27 | 0-0-0 | 0-0-0 | 0-0 | 6 | 0 | 0 |
| 2024 | 6/4 | 12-9-21 | 0-0-0 | 0-0-0 | 0-0 | 1 | 0 | 0 |
| TOTAL | 21/9 | 31-21-52 | 0-0-0 | 0-0-0 | 0-0 | 7 | 0 | 0 |

CAREER HIGHS - DEFENSE

Tackles: 7, at UConn (9/30/23)

PBU: 3, at New Mexico (11/24/23)

GAME-BY-GAME DEFENSE

| 2024 | G/GS | U-A-T | TFL | Sack | INT | PB | QH | F/R |
|--------|------|-------|-------|-------|-----|----|----|-----|
| RMU | 1/1 | 0-2-2 | 0-0-0 | 0-0-0 | 0 | 0 | 0 | 0/0 |
| at USC | 1/1 | 3-1-4 | 0-0-0 | 0-0-0 | 0 | 0 | 0 | 0/0 |
| UTAH | 1/1 | 1-3-4 | 0-0-0 | 0-0-0 | 0 | 0 | 0 | 0/0 |
| at TU | 1/0 | 3-0-3 | 0-0-0 | 0-0-0 | 0 | 0 | 0 | 0/0 |
| at BSU | 1/0 | 2-0-2 | 0-0-0 | 0-0-0 | 0 | 1 | 0 | 0/0 |
| UNLV | 1/1 | 3-3-6 | 0-0-0 | 0-0-0 | 0 | 0 | 0 | 0/0 |
| UNM | 0/0 | 0-0-0 | 0-0-0 | 0-0-0 | 0 | 0 | 0 | 0/0 |
| at WYO | 0/0 | 0-0-0 | 0-0-0 | 0-0-0 | 0 | 0 | 0 | 0/0 |
| at WSU | 0/0 | 0-0-0 | 0-0-0 | 0-0-0 | 0 | 0 | 0 | 0/0 |
| UH | 0/0 | 0-0-0 | 0-0-0 | 0-0-0 | 0 | 0 | 0 | 0/0 |
| SDSU | 0/0 | 0-0-0 | 0-0-0 | 0-0-0 | 0 | 0 | 0 | 0/0 |
| at CSU | 0/0 | 0-0-0 | 0-0-0 | 0-0-0 | 0 | 0 | 0 | 0/0 |

| 2023 | G/GS | U-A-T | TFL | Sack | INT | PB | QH | F/R |
|----------|------|-------|-------|-------|-----|----|----|-----|
| at Iowa | 1/1 | 0-0-0 | 0-0-0 | 0-0-0 | 0 | 1 | 0 | 0/0 |
| ISU | 1/1 | 3-0-3 | 0-0-0 | 0-0-0 | 0 | 0 | 0 | 0/0 |
| at AFA | 1/1 | 1-3-4 | 0-0-0 | 0-0-0 | 0 | 0 | 0 | 0/0 |
| JMU | 1/1 | 0-2-2 | 0-0-0 | 0-0-0 | 0 | 0 | 0 | 0/0 |
| at UConn | 1/0 | 5-2-7 | 0-0-0 | 0-0-0 | 0 | 0 | 0 | 0/0 |
| CSU | 0/0 | 0-0-0 | 0-0-0 | 0-0-0 | 0 | 0 | 0 | 0/0 |
| FS | 0/0 | 0-0-0 | 0-0-0 | 0-0-0 | 0 | 0 | 0 | 0/0 |
| at SJSU | 1/0 | 0-0-0 | 0-0-0 | 0-0-0 | 0 | 1 | 0 | 0/0 |
| at SDSU | 1/0 | 2-0-2 | 0-0-0 | 0-0-0 | 0 | 1 | 0 | 0/0 |
| NEV | 1/0 | 1-0-1 | 0-0-0 | 0-0-0 | 0 | 0 | 0 | 0/0 |
| BSU | 1/0 | 1-4-5 | 0-0-0 | 0-0-0 | 0 | 0 | 0 | 0/0 |
| at UNM | 1/1 | 2-0-2 | 0-0-0 | 0-0-0 | 0 | 3 | 0 | 0/0 |
| vs. GSU | 1/1 | 1-0-1 | 0-0-0 | 0-0-0 | 0 | 0 | 0 | 0/0 |

| 2022 | G/GS | U-A-T</ |
|------|------|---------|
|------|------|---------|



2024 UTAH STATE PLAYER STATS

| | | | | | | | | |
|---------|-----|-------|-------|-------|---|---|---|-----|
| at UH | 0/0 | 0-0-0 | 0-0-0 | 0-0-0 | 0 | 0 | 0 | 0/0 |
| SJSU | 0/0 | 0-0-0 | 0-0-0 | 0-0-0 | 0 | 0 | 0 | 0/0 |
| at BSU | 1/0 | 2-0-2 | 0-0-0 | 0-0-0 | 0 | 0 | 0 | 0/0 |
| vs. MEM | 1/0 | 0-0-0 | 0-0-0 | 0-0-0 | 0 | 0 | 0 | 0/0 |

**3 - RAHSUL FAISON****RB • 5-11 • 200 • SR-1L**

Pottstown, Pa.

(Salisbury (CT) HS)

(Snow College)

CAREER STATS - RUSHING

| Year | G/GS | Rush | Yds | Avg | TD | Long |
|--------------|-------------|------------|--------------|------------|----------|-----------|
| 2023 | 13/3 | 118 | 736 | 6.2 | 5 | 60 |
| 2024 | 6/5 | 108 | 587 | 5.4 | 3 | 27 |
| TOTAL | 19/8 | 226 | 1,323 | 5.9 | 8 | 60 |

CAREER HIGHS - RUSHING

Rushes: 27, at Temple (9/21/24)

Yards: 181, vs. Nevada (11/11/23)

TD: 1, vs. eight opponents

Long Rush: 60, vs. Idaho State (9/9/23)

CAREER STATS - RECEIVING

| Year | Rec | Yds | Avg | TD | Long |
|--------------|-----------|-----------|------------|----------|-----------|
| 2023 | 11 | 52 | 4.7 | 0 | 26 |
| 2024 | 11 | 17 | 1.6 | 0 | 13 |
| TOTAL | 22 | 69 | 3.1 | 0 | 26 |

CAREER HIGHS - RECEIVING

Receptions: 4, vs. UNLV (10/11/24)

Yards: 22, at Iowa (9/2/23)

Long Catch: 26, at Iowa (9/2/23)

GAME-BY-GAME RUSHING

| 2024 | G/GS | Att | Yds | Avg | TD | LG |
|--------|------|-----|-----|-----|----|----|
| RMU | 1/0 | 12 | 78 | 6.5 | 0 | 26 |
| at USC | 1/1 | 9 | 54 | 6.0 | 0 | 20 |
| UTAH | 1/1 | 19 | 115 | 6.1 | 0 | 27 |
| at TU | 1/1 | 27 | 148 | 5.5 | 1 | 26 |
| at BSU | 1/1 | 26 | 109 | 4.2 | 1 | 24 |
| UNLV | 1/1 | 15 | 83 | 5.5 | 1 | 20 |
| UNM | 0/0 | 0 | 0 | 0.0 | 0 | 0 |
| at WYO | 0/0 | 0 | 0 | 0.0 | 0 | 0 |
| at WSU | 0/0 | 0 | 0 | 0.0 | 0 | 0 |
| UH | 0/0 | 0 | 0 | 0.0 | 0 | 0 |
| SDSU | 0/0 | 0 | 0 | 0.0 | 0 | 0 |
| at CSU | 0/0 | 0 | 0 | 0.0 | 0 | 0 |

| 2023 | G/GS | Att | Yds | Avg | TD | LG |
|----------|------|-----|-----|------|----|----|
| at Iowa | 1/0 | 7 | 59 | 8.4 | 0 | 18 |
| ISU | 1/0 | 5 | 95 | 19.0 | 1 | 60 |
| at AFA | 1/0 | 7 | 40 | 5.7 | 0 | 12 |
| JMU | 1/1 | 1 | -3 | -3.0 | 0 | 0 |
| at UConn | 1/0 | 5 | 17 | 3.4 | 0 | 7 |
| CSU | 1/0 | 9 | 51 | 5.7 | 0 | 15 |
| FS | 1/0 | 12 | 75 | 6.2 | 1 | 24 |
| at SJSU | 1/0 | 6 | 36 | 6.0 | 1 | 13 |
| at SDSU | 1/0 | 10 | 30 | 3.0 | 0 | 13 |
| NEV | 1/0 | 22 | 181 | 8.2 | 1 | 46 |
| BSU | 1/1 | 3 | 1 | 0.3 | 0 | 4 |
| at UNM | 1/0 | 18 | 106 | 5.9 | 1 | 21 |
| vs. GSU | 1/1 | 13 | 48 | 3.7 | 0 | 10 |

GAME-BY-GAME RECEIVING

| 2024 | Rec | Yds | Avg | TD | LG |
|--------|-----|-----|------|----|----|
| RMU | 3 | 17 | 5.7 | 0 | 13 |
| at USC | 3 | -6 | -2.0 | 0 | 1 |
| UTAH | 1 | 0 | 0.0 | 0 | 0 |
| at TU | 0 | 0 | 0.0 | 0 | 0 |
| at BSU | 1 | -1 | -1.0 | 0 | -1 |
| UNLV | 4 | 7 | 1.8 | 0 | 3 |
| UNM | 0 | 0 | 0.0 | 0 | 0 |
| at WYO | 0 | 0 | 0.0 | 0 | 0 |
| at WSU | 0 | 0 | 0.0 | 0 | 0 |
| UH | 0 | 0 | 0.0 | 0 | 0 |
| SDSU | 0 | 0 | 0.0 | 0 | 0 |
| at CSU | 0 | 0 | 0.0 | 0 | 0 |

| 2023 | Rec | Yds | Avg | TD | LG |
|----------|-----|-----|------|----|----|
| at Iowa | 3 | 22 | 7.3 | 0 | 26 |
| ISU | 0 | 0 | 0.0 | 0 | 0 |
| at AFA | 0 | 0 | 0.0 | 0 | 0 |
| JMU | 0 | 0 | 0.0 | 0 | 0 |
| at UConn | 1 | 12 | 12.0 | 0 | 12 |
| CSU | 0 | 0 | 0.0 | 0 | 0 |
| FS | 0 | 0 | 0.0 | 0 | 0 |
| at SJSU | 2 | -4 | -2.0 | 0 | 3 |
| at SDSU | 1 | 6 | 6.0 | 0 | 6 |
| NEV | 1 | 0 | 0.0 | 0 | 0 |
| BSU | 0 | 0 | 0.0 | 0 | 0 |
| at UNM | 1 | 14 | 14.0 | 0 | 14 |
| vs. GSU | 2 | 2 | 1.0 | 1 | 0 |

**4 - DJ GRAHAM II****CB • 6-0 • 200 • R-JR-TR**

Fort Worth, Texas

(Keller Central HS)

(Oklahoma)

CAREER STATS - DEFENSE

| Year | G/GS | UA-AT-TT | TFL | Sack | INT | PB | FF | FR |
|--------------|--------------|-----------------|--------------|--------------|------------|----------|----------|----------|
| 2020 | 8/1 | 15-6-21 | 1.0-3 | 0.0-0 | 1-8 | 1 | 0 | 0 |
| 2021 | 12/10 | 24-13-37 | 0.0-0 | 0.0-0 | 1-0 | 2 | 1 | 0 |
| 2022 | 8/1 | 5-9-14 | 0.0-0 | 0.0-0 | 0-0 | 2 | 0 | 0 |
| 2024 | 6/3 | 14-9-23 | 0.0-0 | 0.0-0 | 1-0 | 0 | 2 | 0 |
| TOTAL | 34/15 | 58-37-95 | 1.0-3 | 0.0-0 | 3-8 | 5 | 3 | 0 |

CAREER HIGHS - DEFENSE

Tackles: 6, vs. two opponents

TFL: 1.0, vs. Baylor (12/5/20)

INT: 1, vs. three opponents

PBU: 1, vs. five opponents

FF: 1, vs. three opponents

GAME-BY-GAME DEFENSE

| 2024 | G/GS | U-A-T | TFL | Sack | INT | PB | QH | F/R |
|--------|------|-------|-------|-------|-----|----|----|-----|
| RMU | 1/0 | 3-0-3 | 0.0-0 | 0.0-0 | 0 | 0 | 0 | 0/0 |
| at USC | 1/0 | 2-1-3 | 0.0-0 | 0.0-0 | 0 | 0 | 0 | 1/0 |
| UTAH | 1/0 | 2-3-5 | 0.0-0 | 0.0-0 | 0 | 0 | 0 | 0/0 |
| at TU | 1/1 | 2-2-4 | 0.0-0 | 0.0-0 | 0 | 0 | 0 | 1/0 |
| at BSU | 1/1 | 3-0-3 | 0.0-0 | 0.0-0 | 1 | 0 | 0 | 0/0 |
| UNLV | 1/1 | 2-3-5 | 0.0-0 | 0.0-0 | 0 | 0 | 0 | 0/0 |
| UNM | 0/0 | 0-0-0 | 0.0-0 | 0.0-0 | 0 | 0 | 0 | 0/0 |
| at WYO | 0/0 | 0-0-0 | 0.0-0 | 0.0-0 | 0 | 0 | 0 | 0/0 |
| at WSU | 0/0 | 0-0-0 | 0.0-0 | 0.0-0 | 0 | 0 | 0 | 0/0 |
| UH | 0/0 | 0-0-0 | 0.0-0 | 0.0-0 | 0 | 0 | 0 | 0/0 |
| SDSU | 0/0 | 0-0-0 | 0.0-0 | 0.0-0 | 0 | 0 | 0 | 0/0 |
| at CSU | 0/0 | 0-0-0 | 0.0-0 | 0.0-0 | 0 | 0 | 0 | 0/0 |

**5 - MARLIN DEAN****DE • 6-5 • 235 • JR-JC**

Elberton, Ga.

(IMG Academy)

(Butler CC)

CAREER STATS - DEFENSE

| Year | G/GS | UA-AT-TT | TFL | Sack | INT | PB | FF | FR |
|--------------|------------|--------------|--------------|--------------|------------|----------|----------|----------|
| 2021 | 1/0 | 1-1-2 | 0.0-0 | 0.0-0 | 0-0 | 0 | 0 | 0 |
| 2024 | 5/0 | 1-1-2 | 0.0-0 | 0.0-0 | 0-0 | 0 | 0 | 0 |
| TOTAL | 6/0 | 2-2-4 | 0.0-0 | 0.0-0 | 0-0 | 0 | 0 | 0 |

CAREER HIGHS - DEFENSE

Tackles: 2, vs. Charleston Southern (11/20/21)

QBH: 1, vs. Robert Morris (8/31/24)

GAME-BY-GAME DEFENSE

| 2024 | G/GS | U-A-T | TFL | Sack | INT | PB | QH | F/R |
|--------|------|-------|-------|-------|-----|----|----|-----|
| RMU | 1/0 | 0-0-0 | 0.0-0 | 0.0-0 | 0 | 0 | 1 | 0/0 |
| at USC | 1/0 | 1-0-1 | 0.0-0 | 0.0-0 | 0 | 0 | 0 | 0/0 |
| UTAH | 1/0 | 0-1-1 | 0.0-0 | 0.0-0 | 0 | 0 | 1 | 0/0 |
| at TU | 1/0 | 0-0-0 | 0.0-0 | 0.0-0 | 0 | 0 | 0 | 0/0 |
| at BSU | 1/0 | 0-0-0 | 0.0-0 | 0.0-0 | 0 | 0 | 0 | 0/0 |
| UNLV | 0/0 | 0-0-0 | 0.0-0 | 0.0-0 | 0 | 0 | 0 | 0/0 |
| UNM | 0/0 | 0-0-0 | 0.0-0 | 0.0-0 | 0 | 0 | 0 | 0/0 |
| at WYO | 0/0 | 0-0-0 | 0.0-0 | 0.0-0 | 0 | 0 | 0 | 0/0 |
| at WSU | 0/0 | 0-0-0 | 0.0-0 | 0.0-0 | 0 | 0 | 0 | 0/0 |

| | | | | | | | | |
|--------|-----|-------|-------|-------|---|---|---|-----|
| UH | 0/0 | 0-0-0 | 0.0-0 | 0.0-0 | 0 | 0 | 0 | 0/0 |
| SDSU | 0/0 | 0-0-0 | 0.0-0 | 0.0-0 | 0 | 0 | 0 | 0/0 |
| at CSU | 0/0 | 0-0-0 | 0.0-0 | 0.0-0 | 0 | 0 | 0 | 0/0 |

**5 - OTTO TIA****WR • 6-4 • 220 • JR-2L**

Layton, Utah

(Northridge HS)

CAREER STATS - RECEIVING

| Year | G/GS | Rec | Yds | Avg | TD | Long |
|--------------|-------------|-----------|------------|-------------|----------|-----------|
| 2021 | 2/0 | 0 | 0 | 0.0 | 0 | 0 |
| 2022 | 13/0 | 1 | 9 | 9.0 | 0 | 9 |
| 2023 | 6/1 | 5 | 62 | 12.4 | 0 | 37 |
| 2024 | 6/6 | 15 | 153 | 10.2 | 1 | 39 |
| TOTAL | 27/7 | 21 | 224 | 10.7 | 1 | 39 |

CAREER HIGHS - RECEIVING

Receptions: 5, vs. Utah (9/14/24)

Yards: 78, vs. Utah (9/14/24)

TD: 1, at Boise State (10/5/24)

Longest Catch: 39, vs. Utah (9/14/24)

GAME-BY-GAME RECEIVING

| 2024 | G/GS | Rec | Yds | Avg | TD | LG |
|--------|------|-----|-----|------|----|----|
| RMU | 1/1 | 2 | 22 | 11.0 | 0 | 13 |
| at USC | 1/1 | 0 | 0 | 0.0 | 0 | 0 |
| UTAH | 1/1 | 5 | 78 | 15.6 | 0 | 39 |
| at TU | 1/1 | 2 | 16 | 8.0 | 0 | 8 |
| at BSU | 1/1 | 2 | 11 | 5.5 | 1 | 6 |
| UNLV | 1/1 | 4 | 26 | 6.5 | 0 | 10 |
| UNM | 0/0 | 0 | 0 | 0.0 | 0 | 0 |
| at WYO | 0/0 | 0 | 0 | 0.0 | 0 | 0 |
| at WSU | 0/0 | 0 | 0 | 0.0 | 0 | 0 |
| UH | 0/0 | 0 | 0 | 0.0 | 0 | 0 |
| SDSU | 0/0 | 0 | 0 | 0.0 | 0 | 0 |
| at CSU | 0/0 | 0 | 0 | 0.0 | 0 | 0 |

| 2023 | G/GS | Rec | Yds | Avg | TD | LG |
|----------|------|-----|-----|------|----|----|
| at Iowa | 1/1 | 2 | 15 | 7.5 | 0 | 11 |
| ISU | 0/0 | 0 | 0 | 0.0 | 0 | 0 |
| at AFA | 1/0 | 0 | 0 | 0.0 | 0 | 0 |
| JMU | 1/0 | 3 | 47 | 15.7 | 0 | 37 |
| at UConn | 0/0 | 0 | 0 | 0.0 | 0 | 0 |
| CSU | 1/0 | 0 | 0 | 0.0 | 0 | 0 |
| FS | 1/0 | 0 | 0 | 0.0 | 0 | 0 |
| at SJSU | 0/0 | 0 | 0 | 0.0 | 0 | 0 |
| at SDSU | 0/0 | 0 | 0 | 0.0 | 0 | 0 |
| NEV | 0/0 | 0 | 0 | 0.0 | 0 | 0 |
| BSU | 0/0 | 0 | 0 | 0.0 | 0 | 0 |
| at UNM | 0/0 | 0 | 0 | 0.0 | 0 | 0 |
| vs. GSU | 1/0 | 0 | 0 | 0.0 | 0 | 0 |

| 2022 | G/GS | Rec | Yds | Avg | TD | LG |
|---------|------|-----|-----|-----|----|----|
| UConn | 1/0 | 0 | 0 | 0.0 | 0 | 0 |
| at ALA | 1/0 | 0 | 0 | 0.0 | 0 | 0 |
| WSU | 1/0 | 0 | 0 | 0.0 | 0 | 0 |
| UNLV | 1/0 | 0 | 0 | 0.0 | 0 | 0 |
| at BYU | 1/0 | 0 | 0 | 0.0 | 0 | 0 |
| AFA | 1/0 | 0 | 0 | 0.0 | 0 | 0 |
| at CSU | 1/0 | 0 | 0 | 0.0 | 0 | 0 |
| at WYO | 1/0 | 0 | 0 | 0.0 | 0 | 0 |
| UNM | 1/0 | 0 | 0 | 0.0 | 0 | 0 |
| at UH | 1/0 | 0 | 0 | 0.0 | 0 | 0 |
| SJSU | 1/0 | 0 | 0 | 0.0 | 0 | 0 |
| at BSU | 1/0 | 0 | 0 | 0.0 | 0 | 0 |
| vs. MEM | 1/0 | 1 | 9 | 9.0 | 0 | 9 |

| 2021 | G/GS | Rec | Yds | Avg | TD | LG |
|---------|------|-----|-----|-----|----|----|
| at WSU | 1/0 | 0 | 0 | 0.0 | 0 | 0 |
| UND | 1/0 | 0 | 0 | 0.0 | 0 | 0 |
| at AFA | 0/0 | 0 | 0 | 0.0 | 0 | 0 |
| BSU | 0/0 | 0 | 0 | 0.0 | 0 | 0 |
| BYU | 0/0 | 0 | 0 | 0.0 | 0 | 0 |
| at UNLV | 0/0 | 0 | 0 | 0.0 | 0 | 0 |
| CSU | 0/0 | 0 | 0 | 0.0 | 0 | 0 |



| | | | | | | |
|---------|-----|---|---|-----|---|---|
| UH | 0/0 | 0 | 0 | 0.0 | 0 | 0 |
| at NMSU | 0/0 | 0 | 0 | 0.0 | 0 | 0 |
| at SJSU | 0/0 | 0 | 0 | 0.0 | 0 | 0 |
| WYO | 0/0 | 0 | 0 | 0.0 | 0 | 0 |
| UNM | 0/0 | 0 | 0 | 0.0 | 0 | 0 |
| at SDSU | 0/0 | 0 | 0 | 0.0 | 0 | 0 |
| vs. OSU | 0/0 | 0 | 0 | 0.0 | 0 | 0 |



6 - IKE LARSEN
S • 5-10 • 195 • JR-2L
 Smithfield, Utah
 (Sky View HS)

CAREER STATS - DEFENSE

| Year | G/GS | UA-AT-TT | TFL | Sack | INT | PB | FF | FR |
|--------------------|-------------------|---------------|---------------|--------------|-----------|----------|----------|----------|
| 2021 | 1/0 | 0-0-0 | 0.0-0 | 0.0-0 | 0-0 | 0 | 0 | 0 |
| 2022 | 11/4 | 19-15-34 | 3.0-18 | 2.0-17 | 4-60 | 2 | 0 | 0 |
| 2023 | 13/13 | 58-45-103 | 4.5-6 | 0.0-0 | 4-109 | 6 | 1 | 0 |
| 2024 | 6/6 | 33-15-48 | 1.5-6 | 0.0-0 | 1-0 | 4 | 0 | 0 |
| TOTAL 31/23 | 110-75-185 | 9.0-30 | 2.0-17 | 9-169 | 12 | 1 | 0 | 0 |

CAREER HIGHS - DEFENSE

Tackles: 11, vs. five opponents
 TFL: 2.0, at Hawai'i (11/12/22)
 Sacks: 1.0, vs. two opponents
 INT: 2, vs. two opponents
 PBU: 2, vs. three opponents
 FF: 1, vs. James Madison (9/23/23)
 QBH: 1, vs. three opponents
 Blocked Punt: 1 vs. four opponents
 Blocked Extra Point: 1, at UConn (9/30/23)
 TD: 1, vs. two opponents

CAREER STATS - PUNT RETURNS

| Year | Ret | Yds | Avg | TD | LG |
|--------------|----------|-----------|-------------|----------|-----------|
| 2022 | 1 | 10 | 10.0 | 0 | 10 |
| 2023 | 0 | 0 | 0.0 | 0 | 0 |
| 2024 | 0 | 0 | 0.0 | 0 | 0 |
| TOTAL | 1 | 10 | 10.0 | 0 | 10 |

CAREER HIGHS - PUNT RETURNS

Returns: 1, at Alabama (9/3/22)
 Yards: 10, at Alabama (9/3/22)
 Long Return: 10, at Alabama (9/3/22)

GAME-BY-GAME DEFENSE

| 2024 | G/GS | U-A-T | TFL | Sack | INT | PB | QH | F/R |
|--------|------|--------|-------|-------|-----|----|----|-----|
| RMU | 1/1 | 4-0-4 | 0.0-0 | 0.0-0 | 1 | 0 | 0 | 0/0 |
| at USC | 1/1 | 7-4-11 | 0.0-0 | 0.0-0 | 0 | 2 | 0 | 0/0 |
| UTAH | 1/1 | 3-5-8 | 0.0-0 | 0.0-0 | 0 | 0 | 0 | 0/0 |
| at TU | 1/1 | 4-0-4 | 0.0-0 | 0.0-0 | 0 | 0 | 0 | 0/0 |
| at BSU | 1/1 | 9-1-10 | 1.0-3 | 0.0-0 | 0 | 0 | 0 | 0/0 |
| UNLV | 1/1 | 6-5-11 | 0.5-3 | 0.0-0 | 0 | 2 | 0 | 0/0 |
| UNM | 0/0 | 0-0-0 | 0.0-0 | 0.0-0 | 0 | 0 | 0 | 0/0 |
| at WYO | 0/0 | 0-0-0 | 0.0-0 | 0.0-0 | 0 | 0 | 0 | 0/0 |
| at WSU | 0/0 | 0-0-0 | 0.0-0 | 0.0-0 | 0 | 0 | 0 | 0/0 |
| UH | 0/0 | 0-0-0 | 0.0-0 | 0.0-0 | 0 | 0 | 0 | 0/0 |
| SDSU | 0/0 | 0-0-0 | 0.0-0 | 0.0-0 | 0 | 0 | 0 | 0/0 |
| at CSU | 0/0 | 0-0-0 | 0.0-0 | 0.0-0 | 0 | 0 | 0 | 0/0 |

| 2023 | G/GS | U-A-T | TFL | Sack | INT | PB | QH | F/R |
|----------|------|--------|-------|-------|-----|----|----|-----|
| at Iowa | 1/1 | 2-2-4 | 0.0-0 | 0.0-0 | 0 | 2 | 0 | 0/0 |
| ISU | 1/1 | 1-4-5 | 0.5-0 | 0.0-0 | 1 | 0 | 0 | 0/0 |
| at AFA | 1/1 | 5-6-11 | 0.0-0 | 0.0-0 | 0 | 0 | 0 | 0/0 |
| JMU | 1/1 | 5-5-10 | 1.0-1 | 0.0-0 | 0 | 0 | 0 | 1/0 |
| at UConn | 1/1 | 5-1-6 | 0.0-0 | 0.0-0 | 0 | 1 | 0 | 0/0 |
| CSU | 1/1 | 5-2-7 | 0.0-0 | 0.0-0 | 2 | 1 | 0 | 0/0 |
| FS | 1/1 | 5-4-9 | 0.0-0 | 0.0-0 | 0 | 1 | 1 | 0/0 |
| at SJSU | 1/1 | 7-3-10 | 0.5-1 | 0.0-0 | 0 | 0 | 0 | 0/0 |
| at SDSU | 1/1 | 6-2-8 | 1.0-2 | 0.0-0 | 1 | 0 | 0 | 0/0 |
| NEV | 1/1 | 2-3-5 | 0.5-1 | 0.0-0 | 0 | 0 | 0 | 0/0 |
| BSU | 1/1 | 3-3-6 | 0.0-0 | 0.0-0 | 0 | 0 | 0 | 0/0 |
| at UNM | 1/1 | 5-6-11 | 1.0-1 | 0.0-0 | 0 | 1 | 0 | 0/0 |
| vs. GSU | 1/1 | 7-4-11 | 0.0-0 | 0.0-0 | 0 | 0 | 0 | 0/0 |

| 2022 | G/GS | U-A-T | TFL | Sack | INT | PB | QH | F/R |
|---------|------|-------|--------|--------|-----|----|----|-----|
| UConn | 1/0 | 0-0-0 | 0.0-0 | 0.0-0 | 1 | 1 | 1 | 0/0 |
| at ALA | 1/0 | 3-4-7 | 0.0-0 | 0.0-0 | 1 | 0 | 1 | 0/0 |
| WSU | 1/0 | 0-3-3 | 0.0-0 | 0.0-0 | 0 | 0 | 0 | 0/0 |
| UNLV | 1/0 | 0-0-0 | 0.0-0 | 0.0-0 | 0 | 0 | 0 | 0/0 |
| at BYU | 1/0 | 1-3-4 | 1.0-6 | 1.0-6 | 0 | 0 | 0 | 0/0 |
| AFA | 1/0 | 0-0-0 | 0.0-0 | 0.0-0 | 0 | 0 | 0 | 0/0 |
| at CSU | 1/1 | 2-1-3 | 0.0-0 | 0.0-0 | 0 | 0 | 0 | 0/0 |
| at WYO | 1/0 | 1-0-1 | 0.0-0 | 0.0-0 | 0 | 1 | 0 | 0/0 |
| UNM | 1/1 | 6-2-8 | 0.0-0 | 0.0-0 | 0 | 0 | 0 | 0/0 |
| at UH | 1/1 | 5-1-6 | 2.0-12 | 1.0-11 | 2 | 0 | 0 | 0/0 |
| SJSU | 1/1 | 1-0-1 | 0.0-0 | 0.0-0 | 0 | 0 | 0 | 0/0 |
| at BSU | 0/0 | 0-0-0 | 0.0-0 | 0.0-0 | 0 | 0 | 0 | 0/0 |
| vs. MEM | 0/0 | 0-0-0 | 0.0-0 | 0.0-0 | 0 | 0 | 0 | 0/0 |

| 2021 | G/GS | U-A-T | TFL | Sack | INT | PB | QH | F/R |
|---------|------|-------|-------|-------|-----|----|----|-----|
| at WSU | 0/0 | 0-0-0 | 0.0-0 | 0.0-0 | 0 | 0 | 0 | 0/0 |
| UND | 0/0 | 0-0-0 | 0.0-0 | 0.0-0 | 0 | 0 | 0 | 0/0 |
| at AFA | 0/0 | 0-0-0 | 0.0-0 | 0.0-0 | 0 | 0 | 0 | 0/0 |
| BSU | 0/0 | 0-0-0 | 0.0-0 | 0.0-0 | 0 | 0 | 0 | 0/0 |
| BYU | 0/0 | 0-0-0 | 0.0-0 | 0.0-0 | 0 | 0 | 0 | 0/0 |
| at UNLV | 1/0 | 0-0-0 | 0.0-0 | 0.0-0 | 0 | 0 | 0 | 0/0 |
| CSU | 0/0 | 0-0-0 | 0.0-0 | 0.0-0 | 0 | 0 | 0 | 0/0 |
| UH | 0/0 | 0-0-0 | 0.0-0 | 0.0-0 | 0 | 0 | 0 | 0/0 |
| at NMSU | 0/0 | 0-0-0 | 0.0-0 | 0.0-0 | 0 | 0 | 0 | 0/0 |
| at SJSU | 0/0 | 0-0-0 | 0.0-0 | 0.0-0 | 0 | 0 | 0 | 0/0 |
| WYO | 0/0 | 0-0-0 | 0.0-0 | 0.0-0 | 0 | 0 | 0 | 0/0 |
| at UNM | 0/0 | 0-0-0 | 0.0-0 | 0.0-0 | 0 | 0 | 0 | 0/0 |
| at SDSU | 1/0 | 0-0-0 | 0.0-0 | 0.0-0 | 0 | 0 | 0 | 0/0 |
| vs. OSU | 0/0 | 0-0-0 | 0.0-0 | 0.0-0 | 0 | 0 | 0 | 0/0 |



7 - OMARI OKEKE
S • 6-2 • 200 • G-SR-1L
 Bellflower, Calif.
 (Bellflower HS)
 (Cerritos College)

CAREER STATS - DEFENSE

| Year | G/GS | UA-AT-TT | TFL | Sack | INT | PB | FF | FR |
|-------------------|-----------------|--------------|--------------|------------|------------|----------|----------|----------|
| 2022 | 10/1 | 8-10-18 | 2.0-4 | 0.0-0 | 0-0 | 1 | 0 | 0 |
| 2023 | 0/0 | 0-0-0 | 0.0-0 | 0.0-0 | 0-0 | 0 | 0 | 0 |
| 2024 | 6/1 | 4-8-12 | 0.5-1 | 0.0-0 | 0-0 | 0 | 0 | 0 |
| TOTAL 16/2 | 12-18-30 | 2.5-5 | 0.0-0 | 0-0 | 0-0 | 1 | 0 | 0 |

CAREER HIGHS - DEFENSE

Tackles: 7, vs. UNLV (10/11/24)
 TFL: 1.0, vs. two opponents
 PBU: 1, vs. San José State (11/19/22)


GAME-BY-GAME DEFENSE

| 2024 | G/GS | U-A-T | TFL | Sack | INT | PB | QH | F/R |
|--------|------|-------|-------|-------|-----|----|----|-----|
| RMU | 1/0 | 0-0-0 | 0.0-0 | 0.0-0 | 0 | 0 | 0 | 0/0 |
| at USC | 1/0 | 1-0-1 | 0.0-0 | 0.0-0 | 0 | 0 | 0 | 0/0 |
| UTAH | 1/0 | 0-2-2 | 0.5-1 | 0.0-0 | 0 | 0 | 0 | 0/0 |
| at TU | 1/0 | 2-0-2 | 0.0-0 | 0.0-0 | 0 | 0 | 0 | 0/0 |
| at BSU | 1/0 | 0-0-0 | 0.0-0 | 0.0-0 | 0 | 0 | 0 | 0/0 |
| UNLV | 1/1 | 1-6-7 | 0.0-0 | 0.0-0 | 0 | 0 | 0 | 0/0 |
| UNM | 0/0 | 0-0-0 | 0.0-0 | 0.0-0 | 0 | 0 | 0 | 0/0 |
| at WYO | 0/0 | 0-0-0 | 0.0-0 | 0.0-0 | 0 | 0 | 0 | 0/0 |
| at WSU | 0/0 | 0-0-0 | 0.0-0 | 0.0-0 | 0 | 0 | 0 | 0/0 |
| UH | 0/0 | 0-0-0 | 0.0-0 | 0.0-0 | 0 | 0 | 0 | 0/0 |
| SDSU | 0/0 | 0-0-0 | 0.0-0 | 0.0-0 | 0 | 0 | 0 | 0/0 |
| at CSU | 0/0 | 0-0-0 | 0.0-0 | 0.0-0 | 0 | 0 | 0 | 0/0 |

| 2023 | G/GS | U-A-T | TFL | Sack | INT | PB | QH | F/R |
|----------|------|-------|-------|-------|-----|----|----|-----|
| at Iowa | 0/0 | 0-0-0 | 0.0-0 | 0.0-0 | 0 | 0 | 0 | 0/0 |
| ISU | 0/0 | 0-0-0 | 0.0-0 | 0.0-0 | 0 | 0 | 0 | 0/0 |
| at AFA | 0/0 | 0-0-0 | 0.0-0 | 0.0-0 | 0 | 0 | 0 | 0/0 |
| JMU | 0/0 | 0-0-0 | 0.0-0 | 0.0-0 | 0 | 0 | 0 | 0/0 |
| at UConn | 0/0 | 0-0-0 | 0.0-0 | 0.0-0 | 0 | 0 | 0 | 0/0 |
| CSU | 0/0 | 0-0-0 | 0.0-0 | 0.0-0 | 0 | 0 | 0 | 0/0 |
| FS | 0/0 | 0-0-0 | 0.0-0 | 0.0-0 | 0 | 0 | 0 | 0/0 |
| at SJSU | 0/0 | 0-0-0 | 0.0-0 | 0.0-0 | 0 | 0 | 0 | 0/0 |
| at SDSU | 0/0 | 0-0-0 | 0.0-0 | 0.0-0 | 0 | 0 | 0 | 0/0 |
| NEV | 0/0 | 0-0-0 | 0.0-0 | 0.0-0 | 0 | 0 | 0 | 0/0 |
| BSU | 0/0 | 0-0-0 | 0.0-0 | 0.0-0 | 0 | 0 | 0 | 0/0 |

| | | | | | | | | |
|---------|-----|-------|-------|-------|---|---|---|-----|
| at UNM | 0/0 | 0-0-0 | 0.0-0 | 0.0-0 | 0 | 0 | 0 | 0/0 |
| vs. GSU | 0/0 | 0-0-0 | 0.0-0 | 0.0-0 | 0 | 0 | 0 | 0/0 |

| 2022 | G/GS | U-A-T | TFL | Sack | INT | PB | QH | F/R |
|---------|------|-------|-------|-------|-----|----|----|-----|
| UConn | 1/0 | 0-0-0 | 0.0-0 | 0.0-0 | 0 | 0 | 0 | 0/0 |
| at ALA | 1/0 | 1-3-4 | 0.0-0 | 0.0-0 | 0 | 0 | 0 | 0/0 |
| WSU | 1/0 | 1-2-3 | 0.0-0 | 0.0-0 | 0 | 0 | 0 | 0/0 |
| UNLV | 1/0 | 3-1-4 | 1.0-2 | 0.0-0 | 0 | 0 | 0 | 0/0 |
| at BYU | 0/0 | 0-0-0 | 0.0-0 | 0.0-0 | 0 | 0 | 0 | 0/0 |
| AFA | 1/1 | 1-0-1 | 0.0-0 | 0.0-0 | 0 | 0 | 0 | 0/0 |
| at CSU | 0/0 | 0-0-0 | 0.0-0 | 0.0-0 | 0 | 0 | 0 | 0/0 |
| at WYO | 1/0 | 1-0-1 | 0.0-0 | 0.0-0 | 0 | 0 | 0 | 0/0 |
| UNM | 0/0 | 0-0-0 | 0.0-0 | 0.0-0 | 0 | 0 | 0 | 0/0 |
| at UH | 1/0 | 1-1-2 | 1.0-2 | 0.0-0 | 0 | 0 | 0 | 0/0 |
| SJSU | 1/0 | 0-1-1 | 0.0-0 | 0.0-0 | 0 | 1 | 0 | 0/0 |
| at BSU | 1/0 | 0-0-0 | 0.0-0 | 0.0-0 | 0 | 0 | 0 | 0/0 |
| vs. MEM | 1/0 | 0-2-2 | 0.0-0 | 0.0-0 | 0 | 0 | 0 | 0/0 |



7 - SPENCER PETRAS
QB • 6-5 • 230 • G-SR-TR
 San Rafael, Calif.
 (Marin Catholic HS)
 (Iowa)

CAREER STATS - PASSING

| Year | G/GS | Cmp | Att | Int | Pct | Yds | TD | LG | EFF |
|-------|-------|-----|-----|-----|------|-------|----|----|-------|
| 2018 | 2/0 | 0 | 1 | 0 | .000 | 0 | 0 | 0 | 0.0 |
| 2019 | 3/0 | 6 | 10 | 0 | .600 | 25 | 0 | 9 | 81.0 |
| 2020 | 8/8 | 140 | 245 | 5 | .571 | 1,569 | 9 | 53 | 119.0 |
| 2021 | 12/11 | 165 | 288 | 9 | .573 | 1,880 | 10 | 67 | 117.3 |
| 2022 | 12/12 | 157 | 281 | 5 | .559 | 1,725 | 5 | 58 | 109.8 |
| 2023 | 0/0 | 0 | 0 | 0 | .000 | 0 | 0 | 0 | 0.0 |
| 2024 | 4/4 | 104 | 159 | 6 | .654 | 1,271 | 9 | 75 | 143.7 |
| TOTAL | 41/35 | 572 | 984 | 25 | .581 | 6,470 | 33 | 75 | 277.3 |

CAREER HIGHS - PASSING

Attempts: 59, vs. UNLV (10/11/24)
 Completions: 41, vs. UNLV (10/11/24)
 Yards: 461, vs. UNLV (10/11/24)
 Long Pass: 75, at Boise State (10/5/24)
 TD: 3, vs. four opponents

CAREER STATS - RUSHING

| Year | Rush | Yds | Avg | TD | Long |
|--------------|------------|-------------|------------|-----------|-----------|
| 2018 | 0 | 0 | 0.0 | 0 | 0 |
| 2019 | 1 | 1 | 1.0 | 1 | 1 |
| 2020 | 32 | -4 | 0.0 | 2 | 10 |
| 2021 | 48 | -109 | 0.0 | 5 | 9 |
| 2022 | 57 | -182 | 0.0 | 3 | 16 |
| 2023 | 0 | 0 | 0.0 | 0 | 0 |
| 2024 | 17 | 20 | 1.2 | 0 | 12 |
| TOTAL | 155 | -274 | 0.0 | 11 | 16 |

CAREER HIGHS - RUSHING

Rushes: 10, at Illinois (10/8/22)
 Yards: 14, vs. two opponents



2024 UTAH STATE PLAYER STATS

| | | | | | | | | |
|--------|-----|---|---|------|---|---|---|---|
| UNM | 0/0 | 0 | 0 | .000 | 0 | 0 | 0 | 0 |
| at WYO | 0/0 | 0 | 0 | .000 | 0 | 0 | 0 | 0 |
| at WSU | 0/0 | 0 | 0 | .000 | 0 | 0 | 0 | 0 |
| UH | 0/0 | 0 | 0 | .000 | 0 | 0 | 0 | 0 |
| SDSU | 0/0 | 0 | 0 | .000 | 0 | 0 | 0 | 0 |
| at CSU | 0/0 | 0 | 0 | .000 | 0 | 0 | 0 | 0 |

GAME-BY-GAME RUSHING

| 2024 | Att | Yds | Avg | TD | LG |
|--------|-----|-----|-----|----|----|
| RMU | 1 | 5 | 5.0 | 0 | 5 |
| at USC | 0 | 0 | 0.0 | 0 | 0 |
| UTAH | 0 | 0 | 0.0 | 0 | 0 |
| at TU | 3 | -2 | 0.0 | 0 | 6 |
| at BSU | 6 | 7 | 1.2 | 0 | 4 |
| UNLV | 7 | 10 | 1.4 | 0 | 12 |
| UNM | 0 | 0 | 0.0 | 0 | 0 |
| at WYO | 0 | 0 | 0.0 | 0 | 0 |
| at WSU | 0 | 0 | 0.0 | 0 | 0 |
| UH | 0 | 0 | 0.0 | 0 | 0 |
| SDSU | 0 | 0 | 0.0 | 0 | 0 |
| at CSU | 0 | 0 | 0.0 | 0 | 0 |



8 - GRANT PAGE

WR • 6-3 • 200 • SO-SO
Boulder, Colo.
(Fairview HS)
(Colorado)

CAREER STATS - RECEIVING

| Year | G/GS | Rec | Yds | Avg | TD | Long |
|------|------|-----|-----|-----|----|------|
| 2024 | 6/0 | 11 | 88 | 8.0 | 0 | 16 |

CAREER HIGHS - RECEIVING

Receptions: 5, at Boise State (10/5/24)
Yards: 40, at Boise State (10/5/24)
Long Catch: 16, at Boise State (10/5/24)

GAME-BY-GAME RECEIVING

| 2024 | G/GS | Rec | Yds | Avg | TD | LG |
|--------|------|-----|-----|------|----|----|
| RMU | 1/0 | 1 | 8 | 8.0 | 0 | 8 |
| at USC | 1/0 | 0 | 0 | 0.0 | 0 | 0 |
| UTAH | 1/0 | 2 | 8 | 4.0 | 0 | 9 |
| at TU | 1/0 | 0 | 0 | 0.0 | 0 | 0 |
| at BSU | 1/0 | 5 | 40 | 8.0 | 0 | 16 |
| UNLV | 1/0 | 3 | 32 | 10.7 | 0 | 13 |
| UNM | 0/0 | 0 | 0 | 0.0 | 0 | 0 |
| at WYO | 0/0 | 0 | 0 | 0.0 | 0 | 0 |
| at WSU | 0/0 | 0 | 0 | 0.0 | 0 | 0 |
| UH | 0/0 | 0 | 0 | 0.0 | 0 | 0 |
| SDSU | 0/0 | 0 | 0 | 0.0 | 0 | 0 |
| at CSU | 0/0 | 0 | 0 | 0.0 | 0 | 0 |



8 - TAZ WILLIAMS

DT • 6-1 • 280 • SR-TR
Akron, Ohio
(St. Vincent-St. Mary's HS)
(Kent State)

CAREER STATS - DEFENSE

| Year | G/GS | UA-AT-TT | TFL | Sack | INT | PB | FF | FR |
|-------|------|----------|--------|--------|-----|----|----|----|
| 2021 | 10/0 | 3-2-5 | 0.0-0 | 0.0-0 | 0-0 | 1 | 0 | 0 |
| 2022 | 9/1 | 9-4-13 | 2.5-8 | 1.5-7 | 0-0 | 0 | 0 | 0 |
| 2023 | 12/0 | 6-12-18 | 3.0-16 | 1.5-10 | 0-0 | 0 | 0 | 0 |
| 2024 | 4/0 | 4-5-9 | 1.0-3 | 0.0-0 | 0-0 | 0 | 0 | 0 |
| TOTAL | 35/1 | 22-22-44 | 6.5-27 | 3.0-17 | 0-0 | 1 | 0 | 0 |

CAREER HIGHS - DEFENSE

Tackles: 5, vs. two opponents
TFL: 1.5, vs. Akron (10/22/22)
PBU: 1, vs. Bowling Green (10/2/21)
QBH: 1, vs. two opponents

GAME-BY-GAME DEFENSE

| 2024 | G/GS | U-A-T | TFL | Sack | INT | PB | QH | F/R |
|--------|------|-------|-------|-------|-----|----|----|-----|
| RMU | 1/0 | 2-3-5 | 1.0-3 | 0.0-0 | 0 | 0 | 0 | 0/0 |
| at USC | 1/0 | 0-1-1 | 0.0-0 | 0.0-0 | 0 | 0 | 0 | 0/0 |
| UTAH | 1/0 | 0-0-0 | 0.0-0 | 0.0-0 | 0 | 0 | 0 | 0/0 |
| at TU | 1/0 | 2-1-3 | 0.0-0 | 0.0-0 | 0 | 0 | 0 | 0/0 |

| | | | | | | | | |
|--------|-----|-------|-------|-------|---|---|---|-----|
| at BSU | 0/0 | 0-0-0 | 0.0-0 | 0.0-0 | 0 | 0 | 0 | 0/0 |
| UNLV | 0/0 | 0-0-0 | 0.0-0 | 0.0-0 | 0 | 0 | 0 | 0/0 |
| UNM | 0/0 | 0-0-0 | 0.0-0 | 0.0-0 | 0 | 0 | 0 | 0/0 |
| at WYO | 0/0 | 0-0-0 | 0.0-0 | 0.0-0 | 0 | 0 | 0 | 0/0 |
| at WSU | 0/0 | 0-0-0 | 0.0-0 | 0.0-0 | 0 | 0 | 0 | 0/0 |
| UH | 0/0 | 0-0-0 | 0.0-0 | 0.0-0 | 0 | 0 | 0 | 0/0 |
| SDSU | 0/0 | 0-0-0 | 0.0-0 | 0.0-0 | 0 | 0 | 0 | 0/0 |
| at CSU | 0/0 | 0-0-0 | 0.0-0 | 0.0-0 | 0 | 0 | 0 | 0/0 |



9 - COLBY BOWMAN

WR • 6-2 • 195 • G-SR-1L
Orange, Calif.
(St. John Bosco HS)
(Stanford)

CAREER STATS - RECEIVING

| Year | G/GS | Rec | Yds | Avg | TD | Long |
|-------|------|-----|-----|------|----|------|
| 2020 | 6/0 | 0 | 0 | 0.0 | 0 | 0 |
| 2021 | 9/0 | 0 | 0 | 0.0 | 0 | 0 |
| 2022 | 11/1 | 7 | 44 | 6.3 | 0 | 10 |
| 2023 | 13/6 | 11 | 247 | 22.5 | 2 | 63 |
| 2024 | 6/0 | 4 | 43 | 10.8 | 0 | 31 |
| TOTAL | 45/7 | 22 | 334 | 15.2 | 2 | 63 |


CAREER HIGHS - RECEIVING

Receptions: 4, vs. BYU (11/26/22)
Yards: 78, vs. James Madison (9/23/23)
TD: 1, vs. two opponents
Long Catch: 63, vs. two opponents

GAME-BY-GAME RECEIVING

| 2024 | G/GS | Rec | Yds | Avg | TD | LG |
|--------|------|-----|-----|------|----|----|
| RMU | 1/0 | 1 | 5 | 5.0 | 0 | 5 |
| at USC | 1/0 | 2 | 7 | 3.5 | 0 | 8 |
| UTAH | 1/0 | 1 | 31 | 31.0 | 0 | 31 |
| at TU | 1/0 | 0 | 0 | 0.0 | 0 | 0 |
| at BSU | 1/0 | 0 | 0 | 0.0 | 0 | 0 |
| UNLV | 1/0 | 0 | 0 | 0.0 | 0 | 0 |
| UNM | 0/0 | 0 | 0 | 0.0 | 0 | 0 |
| at WYO | 0/0 | 0 | 0 | 0.0 | 0 | 0 |
| at WSU | 0/0 | 0 | 0 | 0.0 | 0 | 0 |
| UH | 0/0 | 0 | 0 | 0.0 | 0 | 0 |
| SDSU | 0/0 | 0 | 0 | 0.0 | 0 | 0 |
| at CSU | 0/0 | 0 | 0 | 0.0 | 0 | 0 |

| 2023 | G/GS | Rec | Yds | Avg | TD | LG |
|----------|------|-----|-----|------|----|----|
| at Iowa | 1/0 | 2 | 10 | 5.0 | 0 | 11 |
| ISU | 1/1 | 1 | 12 | 12.0 | 0 | 12 |
| at AFA | 1/1 | 1 | 6 | 6.0 | 0 | 6 |
| JMU | 1/1 | 2 | 78 | 39.0 | 1 | 63 |
| at UConn | 1/1 | 1 | 63 | 63.0 | 1 | 63 |
| CSU | 1/0 | 0 | 0 | 0.0 | 0 | 0 |
| FS | 1/0 | 0 | 0 | 0.0 | 0 | 0 |
| at SJSU | 1/0 | 0 | 0 | 0.0 | 0 | 0 |
| at SDSU | 1/0 | 0 | 0 | 0.0 | 0 | 0 |
| NEV | 1/0 | 0 | 0 | 0.0 | 0 | 0 |
| BSU | 1/0 | 0 | 0 | 0.0 | 0 | 0 |
| at UNM | 1/1 | 2 | 53 | 26.5 | 0 | 40 |
| vs. GSU | 1/1 | 2 | 25 | 12.5 | 0 | 14 |



9 - BLAINE SPIERS

DE • 6-2 • 230 • G-SR-1L
Youngstown, Ohio
(East HS)
(Bowling Green)

CAREER STATS - DEFENSE

| Year | G/GS | UA-AT-TT | TFL | Sack | INT | PB | FF | FR |
|-------|-------|----------|---------|--------|-----|----|----|----|
| 2019 | 1/0 | 0-0-0 | 0.0-0 | 0.0-0 | 0-0 | 0 | 0 | 0 |
| 2020 | 5/0 | 6-5-11 | 2.0-7 | 0.0-0 | 0-0 | 0 | 0 | 0 |
| 2021 | 11/11 | 18-17-35 | 5.0-36 | 1.5-14 | 0-0 | 1 | 1 | 1 |
| 2022 | 13/6 | 10-10-20 | 3.0-6 | 1.0-2 | 0-0 | 0 | 0 | 0 |
| 2023 | 12/3 | 13-14-27 | 8.5-26 | 5.0-18 | 0-0 | 1 | 1 | 3 |
| 2024 | 34/4 | 4-4-8 | 3.0-8 | 1.0-6 | 0-0 | 0 | 0 | 0 |
| TOTAL | 45/24 | 51-47-98 | 20.5-82 | 8.5-39 | 0-0 | 2 | 2 | 4 |

CAREER HIGHS - DEFENSE

Tackles: 6, at Tennessee (9/2/21)
TFL: 2.0, at New Mexico (11/24/23)
Sacks: 2.0, at New Mexico (11/24/23)
FF: 1, vs. two opponents
FR: 1, vs. four opponents
PBU: 1, vs. two opponents
QBH: 3, vs. two opponents

GAME-BY-GAME DEFENSE

| 2024 | G/GS | U-A-T | TFL | Sack | INT | PB | QH | F/R |
|--------|------|-------|-------|-------|-----|----|----|-----|
| RMU | 1/1 | 2-1-3 | 1.0-6 | 1.0-6 | 0 | 0 | 0 | 0/0 |
| at USC | 1/1 | 1-0-1 | 0.0-0 | 0.0-0 | 0 | 0 | 0 | 0/0 |
| UTAH | 1/1 | 0-3-3 | 1.0-1 | 0.0-0 | 0 | 0 | 0 | 0/0 |
| at TU | 1/1 | 1-0-1 | 1.0-1 | 0.0-0 | 0 | 0 | 2 | 0/0 |
| at BSU | 0/0 | 0-0-0 | 0.0-0 | 0.0-0 | 0 | 0 | 0 | 0/0 |
| UNLV | 0/0 | 0-0-0 | 0.0-0 | 0.0-0 | 0 | 0 | 0 | 0/0 |
| UNM | 0/0 | 0-0-0 | 0.0-0 | 0.0-0 | 0 | 0 | 0 | 0/0 |
| at WYO | 0/0 | 0-0-0 | 0.0-0 | 0.0-0 | 0 | 0 | 0 | 0/0 |
| at WSU | 0/0 | 0-0-0 | 0.0-0 | 0.0-0 | 0 | 0 | 0 | 0/0 |
| UH | 0/0 | 0-0-0 | 0.0-0 | 0.0-0 | 0 | 0 | 0 | 0/0 |
| SDSU | 0/0 | 0-0-0 | 0.0-0 | 0.0-0 | 0 | 0 | 0 | 0/0 |
| at CSU | 0/0 | 0-0-0 | 0.0-0 | 0.0-0 | 0 | 0 | 0 | 0/0 |

| 2023 | G/GS | U-A-T | TFL | Sack | INT | PB | QH | F/R |
|----------|------|-------|-------|-------|-----|----|----|-----|
| at Iowa | 1/0 | 2-0-2 | 1.0-5 | 0.0-0 | 0 | 0 | 0 | 1/0 |
| ISU | 1/0 | 0-2-2 | 0.5-0 | 0.0-0 | 0 | 0 | 0 | 0/0 |
| at AFA | 1/0 | 0-0-0 | 0.0-0 | 0.0-0 | 0 | 0 | 0 | 0/0 |
| JMU | 1/0 | 1-2-3 | 0.5-1 | 0.0-0 | 0 | 1 | 3 | 0/1 |
| at UConn | 1/0 | 0-0-0 | 0.0-0 | 0.0-0 | 0 | 0 | 1 | 0/0 |
| CSU | 1/0 | 1-4-5 | 0.5-1 | 0.0-0 | 0 | 0 | 3 | 0/1 |
| FS | 1/0 | 1-0-1 | 1.0-2 | 1.0-2 | 0 | 0 | 1 | 0/0 |
| at SJSU | 1/1 | 1-2-3 | 1.0-5 | 1.0-5 | 0 | 0 | 0 | 0/1 |
| at SDSU | 0/0 | 0-0-0 | 0.0-0 | 0.0-0 | 0 | 0 | 0 | 0/0 |
| NEV | 1/0 | 2-2-4 | 1.0-3 | 1.0-3 | 0 | 0 | 0 | 0/0 |
| BSU | 1/1 | 1-2-3 | 0.0-0 | 0.0-0 | 0 | 0 | 1 | 0/0 |
| at UNM | 1/0 | 2-0-2 | 2.0-8 | 2.0-8 | 0 | 0 | 1 | 0/0 |
| vs. GSU | 1/1 | 1-0-1 | 0.0-0 | 0.0-0 | 0 | 0 | 0 | 0/0 |



10 - GABRIEL INIGUEZ JR.

DT • 6-1 • 280 • JR-TR
Pittsburg, Calif.
(Pittsburg HS)
(New Mexico State)

CAREER STATS - DEFENSE

| Year | G/GS | UA-AT-TT | TFL | Sack | INT | PB | FF | FR |
|-------|-------|----------|--------|--------|-----|----|----|----|
| 2023 | 15/4 | 10-14-24 | 5.0-18 | 2.0-15 | 0-0 | 1 | 0 | 0 |
| 2024 | 6/6 | 2-8-10 | 0.5-0 | 0.0-0 | 0-0 | 0 | 0 | 0 |
| TOTAL | 21/10 | 12-22-34 | 5.5-18 | 2.0-15 | 0-0 | 1 | 0 | 0 |

CAREER HIGHS - DEFENSE

Tackles: 5, at Hawai'i (9/23/23)
TFL: 2.0, at Hawai'i (9/23/23)
Sacks: 1.0, at New Mexico (9/16/23)
PBU: 1, vs. Massachusetts (8/26/23)
QBH: 1, vs. two opponents

GAME-BY-GAME DEFENSE

| 2024 | G/GS | U-A-T | TFL | Sack | INT | PB | QH | F/R |
|--------|------|-------|-------|-------|-----|----|----|-----|
| RMU | 1/1 | 0-1-1 | 0.0-0 | 0.0-0 | 0 | 0 | 0 | 0/0 |
| at USC | 1/1 | 0-0-0 | 0.0-0 | 0.0-0 | 0 | 0 | 0 | 0/0 |
| UTAH | 1/1 | 0-4-4 | 0.5-0 | 0.0-0 | 0 | 0 | 1 | 0/0 |
| at TU | 1/1 | 1-0-1 | 0.0-0 | 0.0-0 | 0 | 0 | 0 | 0/0 |
| at BSU | 1/1 | 1-0-1 | 0.0-0 | 0.0-0 | 0 | 0 | 0 | 0/0 |
| UNLV | 1/1 | 0-3-3 | 0.0-0 | 0.0-0 | 0 | 0 | 0 | 0/0 |
| UNM | 0/0 | 0-0-0 | 0.0-0 | 0.0-0 | 0 | 0 | 0 | 0/0 |
| at WYO | 0/0 | 0-0-0 | 0.0-0 | 0.0-0 | 0 | 0 | 0 | 0/0 |
| at WSU | 0/0 | 0-0-0 | 0.0-0 | 0.0-0 | 0 | 0 | 0 | 0/0 |
| UH | 0/0 | 0-0-0 | 0.0-0 | 0.0-0 | 0 | 0 | 0 | 0/0 |
| SDSU | 0/0 | 0-0-0 | 0.0-0 | 0.0-0 | 0 | 0 | 0 | 0/0 |
| at CSU | 0/0 | 0-0-0 | 0.0-0 | 0.0-0 | 0 | 0 | 0 | 0/0 |



**11 - KAHANU DAVIS****WR • 5-10 • 180 • JR-RS**

Kalaheo, Hawaii

(Kapa'a HS)

(Southwestern College)

CAREER STATS - RECEIVING

| Year | G/GS | Rec | Yds | Avg | TD | Long |
|--------------|------------|----------|-----------|------------|----------|-----------|
| 2023 | 4/0 | 2 | 14 | 7.0 | 0 | 10 |
| 2024 | 2/0 | 0 | 0 | 0.0 | 0 | 0 |
| TOTAL | 6/0 | 2 | 14 | 7.0 | 0 | 10 |

CAREER HIGHS - RECEIVING

Receptions: 2, vs. Idaho State (9/9/23)

Yards: 14, vs. Idaho State (9/9/23)

Long Catch: 10, vs. Idaho State (9/9/23)

CAREER STATS - PUNT RETURNS

| Year | Ret | Yds | Avg | TD | LG |
|------|-----|-----|-----|----|----|
| 2024 | 1 | 9 | 9.0 | 0 | 9 |

CAREER HIGHS - PUNT RETURNS

Returns: 1, at Boise State (10/5/24)

Yards: 9, at Boise State (10/5/24)

Long Return: 9, at Boise State (10/5/24)

GAME-BY-GAME RECEIVING

| 2024 | G/GS | Rec | Yds | Avg | TD | LG |
|--------|------|-----|-----|-----|----|----|
| RMU | 0/0 | 0 | 0 | 0.0 | 0 | 0 |
| at USC | 0/0 | 0 | 0 | 0.0 | 0 | 0 |
| UTAH | 0/0 | 0 | 0 | 0.0 | 0 | 0 |
| at TU | 0/0 | 0 | 0 | 0.0 | 0 | 0 |
| at BSU | 1/0 | 0 | 0 | 0.0 | 0 | 0 |
| UNLV | 1/0 | 0 | 0 | 0.0 | 0 | 0 |
| UNM | 0/0 | 0 | 0 | 0.0 | 0 | 0 |
| at WYO | 0/0 | 0 | 0 | 0.0 | 0 | 0 |
| at WSU | 0/0 | 0 | 0 | 0.0 | 0 | 0 |
| UH | 0/0 | 0 | 0 | 0.0 | 0 | 0 |
| SDSU | 0/0 | 0 | 0 | 0.0 | 0 | 0 |
| at CSU | 0/0 | 0 | 0 | 0.0 | 0 | 0 |

| 2023 | G/GS | Rec | Yds | Avg | TD | LG |
|----------|------|-----|-----|-----|----|----|
| at Iowa | 1/0 | 0 | 0 | 0.0 | 0 | 0 |
| ISU | 1/0 | 2 | 14 | 7.0 | 0 | 10 |
| at AFA | 0/0 | 0 | 0 | 0.0 | 0 | 0 |
| JMU | 1/0 | 0 | 0 | 0.0 | 0 | 0 |
| at UConn | 1/0 | 0 | 0 | 0.0 | 0 | 0 |
| CSU | 0/0 | 0 | 0 | 0.0 | 0 | 0 |
| FS | 0/0 | 0 | 0 | 0.0 | 0 | 0 |
| at SJSU | 0/0 | 0 | 0 | 0.0 | 0 | 0 |
| at SDSU | 0/0 | 0 | 0 | 0.0 | 0 | 0 |
| NEV | 0/0 | 0 | 0 | 0.0 | 0 | 0 |
| BSU | 0/0 | 0 | 0 | 0.0 | 0 | 0 |
| at UNM | 0/0 | 0 | 0 | 0.0 | 0 | 0 |
| vs. GSU | 0/0 | 0 | 0 | 0.0 | 0 | 0 |

GAME-BY-GAME PUNT RETURNS

| 2024 | Ret | Yds | Avg | TD | LG |
|--------|-----|-----|-----|----|----|
| RMU | 0 | 0 | 0.0 | 0 | 0 |
| at USC | 0 | 0 | 0.0 | 0 | 0 |
| UTAH | 0 | 0 | 0.0 | 0 | 0 |
| at TU | 0 | 0 | 0.0 | 0 | 0 |
| at BSU | 1 | 9 | 9.0 | 0 | 9 |
| UNLV | 0 | 0 | 0.0 | 0 | 0 |
| UNM | 0 | 0 | 0.0 | 0 | 0 |
| at WYO | 0 | 0 | 0.0 | 0 | 0 |
| at WSU | 0 | 0 | 0.0 | 0 | 0 |
| UH | 0 | 0 | 0.0 | 0 | 0 |
| SDSU | 0 | 0 | 0.0 | 0 | 0 |
| at CSU | 0 | 0 | 0.0 | 0 | 0 |

**11 - GABE PETERSON****DE • 6-2 • 255 • JR-TR**

Overland Park, Kan.

(Blue Valley Northwest HS)

(New Mexico State)

CAREER STATS - DEFENSE

| Year | G/GS | UA-AT-TT | TFL | Sack | INT | PB | FF | FR |
|--------------|--------------|-----------------|----------------|---------------|------------|----------|----------|----------|
| 2022 | 12/2 | 9-8-17 | 3.0-13 | 2.0-12 | 0-0 | 0 | 0 | 0 |
| 2023 | 15/12 | 30-25-55 | 8.0-38 | 3.5-23 | 0-0 | 0 | 0 | 1 |
| 2024 | 4/1 | 1-5-6 | 1.0-4 | 0.5-3 | 0-0 | 0 | 0 | 0 |
| TOTAL | 31/15 | 40-38-78 | 12.0-55 | 6.0-38 | 0-0 | 0 | 0 | 1 |

CAREER HIGHS - DEFENSE

Tackles: 9, vs. Jacksonville State (11/25/23)

TFL: 2.0, vs. three opponents

Sacks: 1.0, vs. three opponents

FR: 1, at Louisiana Tech (10/24/23)

QBH: 1, vs. Western Illinois (9/2/23)

Blocked PAT: 1, vs. two opponents

GAME-BY-GAME DEFENSE

| 2024 | G/GS | U-A-T | TFL | Sack | INT | PB | QH | F/R |
|--------|------|-------|-------|-------|-----|----|----|-----|
| RMU | 1/0 | 0-1-1 | 0.0-0 | 0.0-0 | 0 | 0 | 0 | 0/0 |
| at USC | 1/0 | 1-0-1 | 0.0-0 | 0.0-0 | 0 | 0 | 0 | 0/0 |
| UTAH | 1/1 | 0-4-4 | 1.0-4 | 0.5-3 | 0 | 0 | 0 | 0/0 |
| at TU | 0/0 | 0-0-0 | 0.0-0 | 0.0-0 | 0 | 0 | 0 | 0/0 |
| at BSU | 1/0 | 0-0-0 | 0.0-0 | 0.0-0 | 0 | 0 | 0 | 0/0 |
| UNLV | 0/0 | 0-0-0 | 0.0-0 | 0.0-0 | 0 | 0 | 0 | 0/0 |
| UNM | 0/0 | 0-0-0 | 0.0-0 | 0.0-0 | 0 | 0 | 0 | 0/0 |
| at WYO | 0/0 | 0-0-0 | 0.0-0 | 0.0-0 | 0 | 0 | 0 | 0/0 |
| at WSU | 0/0 | 0-0-0 | 0.0-0 | 0.0-0 | 0 | 0 | 0 | 0/0 |
| UH | 0/0 | 0-0-0 | 0.0-0 | 0.0-0 | 0 | 0 | 0 | 0/0 |
| SDSU | 0/0 | 0-0-0 | 0.0-0 | 0.0-0 | 0 | 0 | 0 | 0/0 |
| at CSU | 0/0 | 0-0-0 | 0.0-0 | 0.0-0 | 0 | 0 | 0 | 0/0 |

**12 - SIMEON HARRIS****S • 5-11 • 180 • JR-1L**

Vallejo, Calif.

(Benicia HS)

(Colorado)

CAREER STATS - DEFENSE

| Year | G/GS | UA-AT-TT | TFL | Sack | INT | PB | FF | FR |
|--------------|--------------|-----------------|---------------|--------------|------------|----------|----------|----------|
| 2022 | 11/4 | 15-5-20 | 0.0-0 | 0.0-0 | 0-0 | 0 | 0 | 0 |
| 2023 | 13/9 | 31-28-59 | 2.5-10 | 0.0-0 | 1-0 | 4 | 0 | 1 |
| 2024 | 3/0 | 1-3-4 | 0.0-0 | 0.0-0 | 0-0 | 1 | 0 | 0 |
| TOTAL | 27/13 | 47-36-83 | 2.5-10 | 0.0-0 | 1-0 | 5 | 0 | 1 |

CAREER HIGHS - DEFENSE

Tackles: 11, vs. Georgia State (12/23/23)

TFL: 1.0, vs. two opponents

INT: 1, vs. Colorado State (10/7/23)

FR: 1, vs. Georgia State (12/23/23)

PBU: 1, vs. five opponents

GAME-BY-GAME DEFENSE

| 2024 | G/GS | U-A-T | TFL | Sack | INT | PB | QH | F/R |
|--------|------|-------|-------|-------|-----|----|----|-----|
| RMU | 0/0 | 0-0-0 | 0.0-0 | 0.0-0 | 0 | 0 | 0 | 0/0 |
| at USC | 1/0 | 0-0-0 | 0.0-0 | 0.0-0 | 0 | 0 | 0 | 0/0 |
| UTAH | 1/0 | 1-3-4 | 0.0-0 | 0.0-0 | 0 | 0 | 0 | 0/0 |
| at TU | 1/0 | 0-0-0 | 0.0-0 | 0.0-0 | 0 | 1 | 0 | 0/0 |
| at BSU | 0/0 | 0-0-0 | 0.0-0 | 0.0-0 | 0 | 0 | 0 | 0/0 |
| UNLV | 0/0 | 0-0-0 | 0.0-0 | 0.0-0 | 0 | 0 | 0 | 0/0 |
| UNM | 0/0 | 0-0-0 | 0.0-0 | 0.0-0 | 0 | 0 | 0 | 0/0 |
| at WYO | 0/0 | 0-0-0 | 0.0-0 | 0.0-0 | 0 | 0 | 0 | 0/0 |
| at WSU | 0/0 | 0-0-0 | 0.0-0 | 0.0-0 | 0 | 0 | 0 | 0/0 |
| UH | 0/0 | 0-0-0 | 0.0-0 | 0.0-0 | 0 | 0 | 0 | 0/0 |
| SDSU | 0/0 | 0-0-0 | 0.0-0 | 0.0-0 | 0 | 0 | 0 | 0/0 |
| at CSU | 0/0 | 0-0-0 | 0.0-0 | 0.0-0 | 0 | 0 | 0 | 0/0 |

| 2023 | G/GS | U-A-T | TFL | Sack | INT | PB | QH | F/R |
|----------|------|-------|-------|-------|-----|----|----|-----|
| at Iowa | 1/1 | 8-0-8 | 0.0-0 | 0.0-0 | 0 | 1 | 0 | 0/0 |
| ISU | 1/1 | 3-5-8 | 0.0-0 | 0.0-0 | 0 | 0 | 0 | 0/0 |
| at AFA | 1/1 | 4-1-5 | 0.0-0 | 0.0-0 | 0 | 0 | 0 | 0/0 |
| JMU | 1/1 | 1-3-4 | 0.0-0 | 0.0-0 | 0 | 0 | 0 | 0/0 |
| at UConn | 1/1 | 1-0-1 | 1.0-3 | 0.0-0 | 0 | 0 | 0 | 0/0 |

| | | | | | | | | |
|---------|-----|--------|-------|-------|---|---|---|-----|
| CSU | 1/0 | 3-3-6 | 0.0-0 | 0.0-0 | 1 | 1 | 0 | 0/0 |
| FS | 1/0 | 1-2-3 | 0.0-0 | 0.0-0 | 0 | 0 | 0 | 0/0 |
| at SJSU | 1/1 | 1-0-1 | 1.0-3 | 0.0-0 | 0 | 0 | 0 | 0/0 |
| at SDSU | 1/0 | 2-0-2 | 0.0-0 | 0.0-0 | 0 | 1 | 0 | 0/0 |
| NEV | 1/1 | 0-3-3 | 0.0-0 | 0.0-0 | 0 | 1 | 0 | 0/0 |
| BSU | 1/1 | 0-3-3 | 0.5-4 | 0.0-0 | 0 | 0 | 0 | 0/0 |
| at UNM | 1/0 | 0-4-4 | 0.0-0 | 0.0-0 | 0 | 0 | 0 | 0/0 |
| vs. GSU | 1/1 | 7-4-11 | 0.0-0 | 0.0-0 | 0 | 0 | 0 | 0/1 |

**12 - CHASE TUATAGALOA****TE • 6-4 • 235 • SO-1L**

Orem, Utah

(Orem HS)

CAREER STATS - RECEIVING

| Year | G/GS | Rec | Yds | Avg | TD | Long |
|--------------|------------|----------|----------|------------|----------|----------|
| 2023 | 5/0 | 0 | 0 | 0.0 | 0 | 0 |
| 2024 | 2/0 | 0 | 0 | 0.0 | 0 | 0 |
| TOTAL | 7/0 | 0 | 0 | 0.0 | 0 | 0 |

CAREER HIGHS - RECEIVING

NA

GAME-BY-GAME RECEIVING

| 2024 | G/GS | Rec | Yds | Avg | TD | LG |
|--------|------|-----|-----|-----|----|----|
| RMU | 1/0 | 0 | 0 | 0.0 | 0 | 0 |
| at USC | 0/0 | 0 | 0 | 0.0 | 0 | 0 |
| UTAH | 0/0 | 0 | 0 | 0.0 | 0 | 0 |
| at TU | 1/0 | 0 | 0 | 0.0 | 0 | 0 |
| at BSU | 0/0 | 0 | 0 | 0.0 | 0 | 0 |
| UNLV | 0/0 | 0 | 0 | 0.0 | 0 | 0 |
| UNM | 0/0 | 0 | 0 | 0.0 | 0 | 0 |
| at WYO | 0/0 | 0 | 0 | 0.0 | 0 | 0 |
| at WSU | 0/0 | 0 | 0 | 0.0 | 0 | 0 |
| UH | 0/0 | 0 | 0 | 0.0 | 0 | 0 |
| SDSU | 0/0 | 0 | 0 | 0.0 | 0 | 0 |
| at CSU | 0/0 | 0 | 0 | 0.0 | 0 | 0 |

| 2023 | G/GS | Rec | Yds | Avg | TD | LG |
|----------|------|-----|-----|-----|----|----|
| at Iowa | 0/0 | 0 | 0 | 0.0 | 0 | 0 |
| ISU | 1/0 | 0 | 0 | 0.0 | 0 | 0 |
| at AFA | 1/0 | 0 | 0 | 0.0 | 0 | 0 |
| JMU | 0/0 | 0 | 0 | 0.0 | 0 | 0 |
| at UConn | 0/0 | 0 | 0 | 0.0 | 0 | 0 |
| CSU | 0/0 | 0 | 0 | 0.0 | 0 | 0 |
| FS | 0/0 | 0 | 0 | 0.0 | 0 | 0 |
| at SJSU | 0/0 | 0 | 0 | 0.0 | 0 | 0 |
| at SDSU | 1/0 | 0 | 0 | 0.0 | 0 | 0 |
| NEV | 0/0 | 0 | 0 | 0.0 | 0 | 0 |
| BSU | 0/0 | 0 | 0 | 0.0 | 0 | 0 |
| at UNM | 1/0 | 0 | 0 | 0.0 | 0 | 0 |
| vs. GSU | 1/0 | 0 | 0 | 0.0 | 0 | 0 |

**14 - BRONSON OLEVAO JR.****ILB • 6-1 • 220 • SO-SQ**

Salt Lake City, Utah

(Highland HS)

CAREER STATS - DEFENSE

| Year | G/GS | UA-AT-TT | TFL | Sack | INT | PB | FF | FR |
|--------------|------------|----------------|--------------|--------------|------------|----------|----------|----------|
| 2023 | 3/0 | 5-1-6 | 2.0-2 | 0.0-0 | 0-0 | 0 | 0 | 0 |
| 2024 | 6/0 | 5-1-6 | 1.0-2 | 1.0-2 | 0-0 | 0 | 0 | 0 |
| TOTAL | 9/0 | 10-2-12 | 3.0-4 | 1.0-2 | 0-0 | 0 | 0 | 0 |

CAREER HIGHS - DEFENSE

Tackles: 3, vs. two teams

TFL: 2.0, at Iowa (9/2/23)

Sacks: 1.0, vs. UNLV (10/11/24)

QBH: 1, vs. UNLV (10/11/24)

GAME-BY-GAME DEFENSE

| 2024 | G/GS | U-A-T | TFL | Sack | INT | PB | QH | F/R |
|--------|------|-------|-------|-------|-----|----|----|-----|
| RMU | 1/0 | 0-0-0 | 0.0-0 | 0.0-0 | 0 | 0 | 0 | 0/0 |
| at USC | 1/0 | 1-0-1 | 0.0-0 | 0.0-0 | 0 | 0 | 0 | 0/0 |
| UTAH | 1/0 | 1-0-1 | 0.0-0 | 0.0-0 | 0 | 0 | 0 | 0/0 |
| at TU | 1/0 | 0-0-0 | 0.0-0 | 0.0-0 | 0 | 0 | 0 | 0/0 |



2024 UTAH STATE PLAYER STATS

| | | | | | | | | |
|--------|-----|-------|-------|-------|---|---|---|-----|
| at BSU | 1/0 | 1-0-1 | 0-0-0 | 0-0-0 | 0 | 0 | 0 | 0/0 |
| UNLV | 1/0 | 2-1-3 | 1-0-2 | 1-0-2 | 0 | 0 | 1 | 0/0 |
| UNM | 0/0 | 0-0-0 | 0-0-0 | 0-0-0 | 0 | 0 | 0 | 0/0 |
| at WYO | 0/0 | 0-0-0 | 0-0-0 | 0-0-0 | 0 | 0 | 0 | 0/0 |
| at WSU | 0/0 | 0-0-0 | 0-0-0 | 0-0-0 | 0 | 0 | 0 | 0/0 |
| UH | 0/0 | 0-0-0 | 0-0-0 | 0-0-0 | 0 | 0 | 0 | 0/0 |
| SDSU | 0/0 | 0-0-0 | 0-0-0 | 0-0-0 | 0 | 0 | 0 | 0/0 |
| at CSU | 0/0 | 0-0-0 | 0-0-0 | 0-0-0 | 0 | 0 | 0 | 0/0 |

| 2023 | G/GS | U-A-T | TFL | Sack | INT | PB | QH | F/R |
|----------|------|-------|-------|-------|-----|----|----|-----|
| at Iowa | 1/0 | 3-0-3 | 2-0-2 | 0-0-0 | 0 | 0 | 0 | 0/0 |
| ISU | 1/0 | 2-1-3 | 0-0-0 | 0-0-0 | 0 | 0 | 0 | 0/0 |
| at AFA | 0/0 | 0-0-0 | 0-0-0 | 0-0-0 | 0 | 0 | 0 | 0/0 |
| JMU | 1/0 | 0-0-0 | 0-0-0 | 0-0-0 | 0 | 0 | 0 | 0/0 |
| at UConn | 0/0 | 0-0-0 | 0-0-0 | 0-0-0 | 0 | 0 | 0 | 0/0 |
| CSU | 0/0 | 0-0-0 | 0-0-0 | 0-0-0 | 0 | 0 | 0 | 0/0 |
| FS | 0/0 | 0-0-0 | 0-0-0 | 0-0-0 | 0 | 0 | 0 | 0/0 |
| at SJSU | 0/0 | 0-0-0 | 0-0-0 | 0-0-0 | 0 | 0 | 0 | 0/0 |
| at SDSU | 0/0 | 0-0-0 | 0-0-0 | 0-0-0 | 0 | 0 | 0 | 0/0 |
| NEV | 0/0 | 0-0-0 | 0-0-0 | 0-0-0 | 0 | 0 | 0 | 0/0 |
| BSU | 0/0 | 0-0-0 | 0-0-0 | 0-0-0 | 0 | 0 | 0 | 0/0 |
| at UNM | 0/0 | 0-0-0 | 0-0-0 | 0-0-0 | 0 | 0 | 0 | 0/0 |
| vs. GSU | 0/0 | 0-0-0 | 0-0-0 | 0-0-0 | 0 | 0 | 0 | 0/0 |

**14 - JACK HESTERA****WR • 6-0 • 185 • JR-TR**

Cedar Park, Texas

(Cedar Park HS)

(Charlotte)

CAREER STATS - RECEIVING

| Year | G/GS | Rec | Yds | Avg | TD | Long |
|--------------|-------------|-----------|------------|-------------|----------|-----------|
| 2022 | 11/0 | 14 | 157 | 11.2 | 0 | 26 |
| 2023 | 9/7 | 28 | 349 | 12.5 | 3 | 37 |
| 2024 | 5/0 | 16 | 247 | 15.4 | 3 | 28 |
| TOTAL | 25/7 | 58 | 753 | 13.0 | 6 | 37 |

CAREER HIGHS - RECEIVING

Receptions: 10, vs. UNLV (10/11/24)

Yards: 152, vs. UNLV (10/11/24)

TDs: 1, vs. six opponents

Long Catch: 37 yards, vs. Georgia State (9/16/23)

GAME-BY-GAME RECEIVING

| 2024 | G/GS | Rec | Yds | Avg | TD | LG |
|--------|------|-----|-----|------|----|----|
| RMU | 0/0 | 0 | 0 | 0.0 | 0 | 0 |
| at USC | 1/0 | 0 | 0 | 0.0 | 0 | 0 |
| UTAH | 1/0 | 3 | 42 | 14.0 | 1 | 27 |
| at TU | 1/0 | 2 | 44 | 22.0 | 1 | 28 |
| at BSU | 1/0 | 1 | 9 | 9.0 | 0 | 9 |
| UNLV | 1/0 | 10 | 152 | 15.2 | 1 | 24 |
| UNM | 0/0 | 0 | 0 | 0.0 | 0 | 0 |
| at WYO | 0/0 | 0 | 0 | 0.0 | 0 | 0 |
| at WSU | 0/0 | 0 | 0 | 0.0 | 0 | 0 |
| UH | 0/0 | 0 | 0 | 0.0 | 0 | 0 |
| SDSU | 0/0 | 0 | 0 | 0.0 | 0 | 0 |
| at CSU | 0/0 | 0 | 0 | 0.0 | 0 | 0 |

**15 - TORREN UNION****S • 6-11 • 200 • G-SR-TR**

Mesa, Ariz.

(Marcos de Niza HS)

(New Mexico State)

CAREER STATS - DEFENSE

| Year | G/GS | UA-AT-TT | TFL | Sack | INT | PB | FF | FR |
|--------------|--------------|------------------|---------------|--------------|------------|----------|----------|----------|
| 2020 | 10/0 | 1-1-2 | 1-0-1 | 0-0-0 | 0-0 | 0 | 0 | 1 |
| 2021 | 12/4 | 27-12-39 | 1-0-4 | 0-0-0 | 0-0 | 3 | 0 | 1 |
| 2022 | 10/0 | 8-4-12 | 0-0-0 | 0-0-0 | 0-0 | 0 | 0 | 0 |
| 2023 | 9/6 | 21-14-35 | 2-0-6 | 0-0-0 | 1-0 | 0 | 1 | 0 |
| 2024 | 6/4 | 7-8-15 | 1-0-1 | 0-0-0 | 0-0 | 0 | 0 | 0 |
| TOTAL | 47/14 | 64-39-103 | 5.0-12 | 0-0-0 | 1-0 | 3 | 1 | 2 |

CAREER HIGHS - DEFENSE

Tackles: 11, vs. Fresno State (12/16/23)

TFL: 2.0, vs. Fresno State (12/16/23)

INT: 1, vs. FIU (10/4/23)

PBU: 1, vs. three opponents

FR: 1, vs. two opponents

FF: 1, at Western Kentucky (11/11/23)

GAME-BY-GAME DEFENSE

| 2024 | G/GS | U-A-T | TFL | Sack | INT | PB | QH | F/R |
|--------|------|-------|-------|-------|-----|----|----|-----|
| RMU | 1/1 | 2-2-4 | 0-0-0 | 0-0-0 | 0 | 0 | 0 | 0/0 |
| at USC | 1/1 | 1-1-2 | 0-0-0 | 0-0-0 | 0 | 0 | 0 | 0/0 |
| UTAH | 1/1 | 0-4-4 | 0-0-0 | 0-0-0 | 0 | 0 | 0 | 0/0 |
| at TU | 1/1 | 3-0-3 | 1-0-1 | 0-0-0 | 0 | 0 | 0 | 0/0 |
| at BSU | 1/0 | 1-0-1 | 0-0-0 | 0-0-0 | 0 | 0 | 0 | 0/0 |
| UNLV | 1/0 | 0-1-1 | 0-0-0 | 0-0-0 | 0 | 0 | 0 | 0/0 |
| UNM | 0/0 | 0-0-0 | 0-0-0 | 0-0-0 | 0 | 0 | 0 | 0/0 |
| at WYO | 0/0 | 0-0-0 | 0-0-0 | 0-0-0 | 0 | 0 | 0 | 0/0 |
| at WSU | 0/0 | 0-0-0 | 0-0-0 | 0-0-0 | 0 | 0 | 0 | 0/0 |
| UH | 0/0 | 0-0-0 | 0-0-0 | 0-0-0 | 0 | 0 | 0 | 0/0 |
| SDSU | 0/0 | 0-0-0 | 0-0-0 | 0-0-0 | 0 | 0 | 0 | 0/0 |
| at CSU | 0/0 | 0-0-0 | 0-0-0 | 0-0-0 | 0 | 0 | 0 | 0/0 |

**15 - JACOB CONOVER****QB • 6-1 • 205 • G-JR-TR**

Chandler, Arizona

(Chandler HS)

(Arizona State)

CAREER STATS - PASSING

| Year | G/GS | Cmp | Att | Int | Pct | Yds | TD | LG | EFF |
|--------------|------------|-----------|-----------|----------|-------------|------------|----------|-----------|-------------|
| 2021 | 2/0 | 5 | 10 | 0 | .500 | 45 | 0 | 16 | 87.8 |
| 2022 | 3/0 | 0 | 0 | 0 | .000 | 0 | 0 | 0 | 0.0 |
| 2023 | 3/0 | 11 | 38 | 3 | .289 | 130 | 0 | 31 | 41.9 |
| 2024 | 1/0 | 2 | 4 | 0 | .500 | 22 | 0 | 18 | 96.2 |
| TOTAL | 9/0 | 18 | 52 | 3 | .346 | 197 | 0 | 31 | 54.9 |

CAREER HIGHS - PASSING

Attempts: 22, at Utah (11/4/23)

Completions: 6, vs. Fresno State (9/16/23)

Yards: 89, vs. Fresno State (9/16/23)

Long Pass: 31, vs. Fresno State (9/16/23)

CAREER STATS - RUSHING

| Year | Rush | Yds | Avg | TD | Long |
|--------------|-----------|-----------|-------------|----------|-----------|
| 2021 | 0 | 0 | 0.0 | 0 | 0 |
| 2022 | 1 | 5 | 5.0 | 0 | 5 |
| 2023 | 10 | -5 | 0.0 | 0 | 14 |
| 2024 | 3 | -4 | -1.3 | 0 | 4 |
| TOTAL | 15 | -4 | -0.3 | 0 | 14 |

CAREER HIGHS - RUSHING

Rushes: 5, vs. two opponents

Yards: 5, vs. Arkansas (10/15/22)

Long Rush: 14, at Utah (11/4/23)

CAREER STATS - TOTAL OFFENSE

| Year | Rush | Pass | Total | Avg/G |
|--------------|------------|--------------|--------------|--------------|
| 2021 | 0 | 45 | 45 | 22.5 |
| 2022 | 5 | 0 | 5 | 1.7 |
| 2023 | -5 | 130 | 1,837 | 41.7 |
| 2024 | -4 | 22 | 381 | 18.0 |
| TOTAL | 471 | 2,326 | 2,797 | 107.6 |

GAME-BY-GAME PASSING

| 2024 | G/GS | Cmp | Att | Pct | Yds | TD | INT | LG |
|--------|------|-----|-----|------|-----|----|-----|----|
| RMU | 0/0 | 0 | 0 | .000 | 0 | 0 | 0 | 0 |
| at USC | 0/0 | 0 | 0 | .000 | 0 | 0 | 0 | 0 |
| UTAH | 1/0 | 2 | 4 | .500 | 22 | 0 | 0 | 18 |
| at TU | 0/0 | 0 | 0 | .000 | 0 | 0 | 0 | 0 |
| at BSU | 0/0 | 0 | 0 | .000 | 0 | 0 | 0 | 0 |
| UNLV | 0/0 | 0 | 0 | .000 | 0 | 0 | 0 | 0 |
| UNM | 0/0 | 0 | 0 | .000 | 0 | 0 | 0 | 0 |
| at WYO | 0/0 | 0 | 0 | .000 | 0 | 0 | 0 | 0 |
| at WSU | 0/0 | 0 | 0 | .000 | 0 | 0 | 0 | 0 |
| UH | 0/0 | 0 | 0 | .000 | 0 | 0 | 0 | 0 |
| SDSU | 0/0 | 0 | 0 | .000 | 0 | 0 | 0 | 0 |
| at CSU | 0/0 | 0 | 0 | .000 | 0 | 0 | 0 | 0 |

GAME-BY-GAME RUSHING

| 2024 | Att | Yds | Avg | TD | LG |
|--------|-----|-----|------|----|----|
| RMU | 0 | 0 | 0.0 | 0 | 0 |
| at USC | 0 | 0 | 0.0 | 0 | 0 |
| UTAH | 3 | -4 | -1.3 | 0 | 4 |
| at TU | 0 | 0 | 0.0 | 0 | 0 |
| at BSU | 0 | 0 | 0.0 | 0 | 0 |
| UNLV | 0 | 0 | 0.0 | 0 | 0 |
| UNM | 0 | 0 | 0.0 | 0 | 0 |
| at WYO | 0 | 0 | 0.0 | 0 | 0 |
| at WSU | 0 | 0 | 0.0 | 0 | 0 |
| UH | 0 | 0 | 0.0 | 0 | 0 |
| SDSU | 0 | 0 | 0.0 | 0 | 0 |
| at CSU | 0 | 0 | 0.0 | 0 | 0 |

**16 - BRYSON BARNES****QB • 6-2 • 205 • JR-TR**

Milford, Utah

(Milford HS)

(Utah)

CAREER STATS - PASSING

| Year | G/GS | Cmp | Att | Int | Pct | Yds | TD | LG | EFF |
|--------------|--------------|------------|------------|-----------|-------------|--------------|-----------|-----------|--------------|
| 2021 | 3/0 | 2 | 2 | 0 | 1.000 | 23 | 1 | 15 | 196.6 |
| 2022 | 10/1 | 37 | 57 | 2 | .649 | 430 | 4 | 31 | 144.4 |
| 2023 | 11/10 | 142 | 242 | 11 | .587 | 1,572 | 12 | 70 | 120.5 |
| 2024 | 3/2 | 45 | 79 | 4 | .570 | 524 | 4 | 53 | 119.3 |
| TOTAL | 27/13 | 226 | 380 | 17 | .602 | 2,549 | 21 | 70 | 125.1 |

CAREER HIGHS - PASSING

Attempts: 53, at Arizona (11/18/23)

Completions: 31, at Arizona (11/18/23)

Yards: 320, at Arizona (11/18/23)

Long Pass: 70, vs. Florida (8/31/23)

TD: 4, vs. Arizona State (11/4/23)

CAREER STATS - RUSHING

| Year | Rush | Yds | Avg | TD | Long |
|--------------|------------|------------|------------|----------|-----------|
| 2018 | 0 | 0 | 0.0 | 0 | 0 |
| 2021 | 1 | 10 | 10.0 | 0 | 10 |
| 2022 | 20 | 116 | 5.8 | 0 | 32 |
| 2023 | 90 | 265 | 2.9 | 3 | 26 |
| 2024 | 21 | 116 | 5.5 | 2 | 63 |
| TOTAL | 132 | 520 | 3.9 | 5 | 63 |

CAREER HIGHS - RUSHING

Rushes: 11, vs. Utah (9/14/24)

Yards: 88, vs. Robert Morris (8/31/24)

Long Rush: 63, vs. Robert Morris (8/31/24)

TD: 2, at Maryland (10/1/21)

CAREER STATS - TOTAL OFFENSE

| Year | Rush | Pass | Total | Avg/G |
|--------------|------------|--------------|--------------|--------------|
| 2021 | 10 | 23 | 33 | 11.0 |
| 2022 | 116 | 430 | 546 | 54.6 |
| 2023 | 265 | 1,572 | 1,837 | 167.0 |
| 2024 | 116 | 524 | 640 | 213.3 |
| TOTAL | 520 | 2,549 | 3,069 | 113.6 |

GAME-BY-GAME PASSING

| 2024 | G/GS | Cmp | Att | Pct | Yds | TD | INT | LG |
|--------|------|-----|-----|------|-----|----|-----|----|
| RMU | 1/0 | 11 | 21 | .524 | 198 | 2 | 1 | 53 |
| at USC | 1/1 | 18 | 27 | .667 | 103 | 0 | 1 | 16 |
| UTAH | 1/1 | 16 | 31 | .516 | 223 | 2 | 2 | 39 |
| at TU | 0/0 | 0 | 0 | .000 | 0 | 0 | 0 | 0 |
| at BSU | 0/0 | 0 | 0 | .000 | 0 | 0 | 0 | 0 |
| UNLV | 0/0 | 0 | 0 | .000 | 0 | 0 | 0 | 0 |
| UNM | 0/0 | 0 | 0 | .000 | 0 | 0 | 0 | 0 |
| at WYO | 0/0 | 0 | 0 | .000 | 0 | 0 | 0 | 0 |
| at WSU | 0/0 | 0 | 0 | .000 | 0 | 0 | 0 | 0 |
| UH | 0/0 | 0 | 0 | .000 | 0 | 0 | 0 | 0 |
| SDSU | 0/0 | 0 | 0 | .000 | 0 | 0 | 0 | 0 |
| at CSU | 0/0 | 0 | 0 | .000 | 0 | 0 | 0 | 0 |

GAME-BY-GAME RUSHING

| 2024 | Att | Yds | Avg | TD | LG |
|--------|-----|-----|------|----|----|
| RMU | 5 | 88 | 17.6 | 1 | 63 |
| at USC | 5 | -8 | -1.6 | 0 | 3 |



| | | | | | |
|--------|----|----|-----|---|----|
| UTAH | 11 | 36 | 3.3 | 1 | 17 |
| at TU | 0 | 0 | 0.0 | 0 | 0 |
| at BSU | 0 | 0 | 0.0 | 0 | 0 |
| UNLV | 0 | 0 | 0.0 | 0 | 0 |
| UNM | 0 | 0 | 0.0 | 0 | 0 |
| at WYO | 0 | 0 | 0.0 | 0 | 0 |
| at WSU | 0 | 0 | 0.0 | 0 | 0 |
| UH | 0 | 0 | 0.0 | 0 | 0 |
| SDSU | 0 | 0 | 0.0 | 0 | 0 |
| at CSU | 0 | 0 | 0.0 | 0 | 0 |



16 - TERRELL TAYLOR
S • 5-11 • 195 • JR-TR
 Compton, Calif.
 (Paramount HS)
 (Golden West College)

CAREER STATS - DEFENSE

| Year | G/GS | UA-AT-TT | TFL | Sack | INT | PB | FF | FR |
|------|------|----------|-------|-------|-----|----|----|----|
| 2024 | 4/0 | 0-0-0 | 0.0-0 | 0.0-0 | 0-0 | 0 | 0 | 0 |

CAREER HIGHS - DEFENSE

NA

GAME-BY-GAME DEFENSE

| 2024 | G/GS | U-A-T | TFL | Sack | INT | PB | QH | F/R |
|--------|------|-------|-------|-------|-----|----|----|-----|
| RMU | 0/0 | 0-0-0 | 0.0-0 | 0.0-0 | 0 | 0 | 0 | 0/0 |
| at USC | 1/0 | 0-0-0 | 0.0-0 | 0.0-0 | 0 | 0 | 0 | 0/0 |
| UTAH | 1/0 | 0-0-0 | 0.0-0 | 0.0-0 | 0 | 0 | 0 | 0/0 |
| at TU | 1/0 | 0-0-0 | 0.0-0 | 0.0-0 | 0 | 0 | 0 | 0/0 |
| at BSU | 1/0 | 0-0-0 | 0.0-0 | 0.0-0 | 0 | 0 | 0 | 0/0 |
| UNLV | 0/0 | 0-0-0 | 0.0-0 | 0.0-0 | 0 | 0 | 0 | 0/0 |
| UNM | 0/0 | 0-0-0 | 0.0-0 | 0.0-0 | 0 | 0 | 0 | 0/0 |
| at WYO | 0/0 | 0-0-0 | 0.0-0 | 0.0-0 | 0 | 0 | 0 | 0/0 |
| at WSU | 0/0 | 0-0-0 | 0.0-0 | 0.0-0 | 0 | 0 | 0 | 0/0 |
| UH | 0/0 | 0-0-0 | 0.0-0 | 0.0-0 | 0 | 0 | 0 | 0/0 |
| SDSU | 0/0 | 0-0-0 | 0.0-0 | 0.0-0 | 0 | 0 | 0 | 0/0 |
| at CSU | 0/0 | 0-0-0 | 0.0-0 | 0.0-0 | 0 | 0 | 0 | 0/0 |



17 - AVANTE DICKERSON
CB • 5-11 • 170 • JR-1L
 Omaha, Neb.
 (Westside HS)
 (Oregon)

CAREER STATS - DEFENSE

| Year | G/GS | UA-AT-TT | TFL | Sack | INT | PB | FF | FR |
|--------------------|------|-----------------|--------------|--------------|------------|----------|----------|----------|
| 2021 | 12/0 | 5-0-5 | 0.0-0 | 0.0-0 | 0-0 | 0 | 0 | 0 |
| 2022 | 1/0 | 0-0-0 | 0.0-0 | 0.0-0 | 0-0 | 0 | 0 | 0 |
| 2023 | 11/7 | 10-7-17 | 0.0-0 | 0.0-0 | 0-0 | 6 | 0 | 0 |
| 2024 | 6/6 | 10-5-15 | 2.0-7 | 0.0-0 | 0-0 | 3 | 0 | 0 |
| TOTAL 30/13 | | 25-12-37 | 2.0-7 | 0.0-0 | 0-0 | 9 | 0 | 0 |

CAREER HIGHS - DEFENSE

Tackles: 5, at Boise State (10/5/24)

TFL: 1.0, vs. two opponents

PBU: 2, vs. two opponents

GAME-BY-GAME DEFENSE

| 2024 | G/GS | U-A-T | TFL | Sack | INT | PB | QH | F/R |
|--------|------|-------|-------|-------|-----|----|----|-----|
| RMU | 1/1 | 1-1-2 | 1.0-4 | 0.0-0 | 0 | 0 | 0 | 0/0 |
| at USC | 1/1 | 1-1-2 | 1.0-3 | 0.0-0 | 0 | 1 | 0 | 0/0 |
| UTAH | 1/1 | 0-3-3 | 0.0-0 | 0.0-0 | 0 | 1 | 0 | 0/0 |
| at TU | 1/1 | 1-0-1 | 0.0-0 | 0.0-0 | 0 | 1 | 0 | 0/0 |
| at BSU | 1/1 | 5-0-5 | 0.0-0 | 0.0-0 | 0 | 0 | 0 | 0/0 |
| UNLV | 1/1 | 2-0-2 | 0.0-0 | 0.0-0 | 0 | 0 | 0 | 0/0 |
| UNM | 0/0 | 0-0-0 | 0.0-0 | 0.0-0 | 0 | 0 | 0 | 0/0 |
| at WYO | 0/0 | 0-0-0 | 0.0-0 | 0.0-0 | 0 | 0 | 0 | 0/0 |
| at WSU | 0/0 | 0-0-0 | 0.0-0 | 0.0-0 | 0 | 0 | 0 | 0/0 |
| UH | 0/0 | 0-0-0 | 0.0-0 | 0.0-0 | 0 | 0 | 0 | 0/0 |
| SDSU | 0/0 | 0-0-0 | 0.0-0 | 0.0-0 | 0 | 0 | 0 | 0/0 |
| at CSU | 0/0 | 0-0-0 | 0.0-0 | 0.0-0 | 0 | 0 | 0 | 0/0 |

| 2023 | G/GS | U-A-T | TFL | Sack | INT | PB | QH | F/R |
|----------|------|-------|-------|-------|-----|----|----|-----|
| at Iowa | 1/0 | 0-0-0 | 0.0-0 | 0.0-0 | 0 | 0 | 0 | 0/0 |
| ISU | 1/0 | 1-1-2 | 0.0-0 | 0.0-0 | 0 | 2 | 0 | 0/0 |
| at AFA | 1/0 | 1-0-1 | 0.0-0 | 0.0-0 | 0 | 0 | 0 | 0/0 |
| JMU | 1/0 | 3-1-4 | 0.0-0 | 0.0-0 | 0 | 1 | 0 | 0/0 |
| at UConn | 1/1 | 0-1-1 | 0.0-0 | 0.0-0 | 0 | 0 | 0 | 0/0 |

| | | | | | | | | |
|---------|-----|-------|-------|-------|---|---|---|-----|
| CSU | 1/1 | 1-1-2 | 0.0-0 | 0.0-0 | 0 | 1 | 0 | 0/0 |
| FS | 1/1 | 2-1-3 | 0.0-0 | 0.0-0 | 0 | 0 | 0 | 0/0 |
| at SJSU | 1/1 | 0-0-0 | 0.0-0 | 0.0-0 | 0 | 0 | 0 | 0/0 |
| at SDSU | 1/1 | 1-0-1 | 0.0-0 | 0.0-0 | 0 | 0 | 0 | 0/0 |
| NEV | 1/1 | 1-1-2 | 0.0-0 | 0.0-0 | 0 | 2 | 0 | 0/0 |
| BSU | 1/1 | 0-1-1 | 0.0-0 | 0.0-0 | 0 | 0 | 0 | 0/0 |
| at UNM | 0/0 | 0-0-0 | 0.0-0 | 0.0-0 | 0 | 0 | 0 | 0/0 |
| vs. GSU | 0/0 | 0-0-0 | 0.0-0 | 0.0-0 | 0 | 0 | 0 | 0/0 |



19 - CHASE DAVIS
S • 6-3 • 185 • FR-RS
 Little Elm, Texas
 (Little Elm HS)

CAREER STATS - DEFENSE

| Year | G/GS | UA-AT-TT | TFL | Sack | INT | PB | FF | FR |
|------|------|----------|-------|-------|-----|----|----|----|
| 2024 | 3/0 | 1-3-4 | 0.0-0 | 0.0-0 | 0-0 | 0 | 0 | 0 |

CAREER HIGHS - DEFENSE

Tackles: 2, vs. two opponents

GAME-BY-GAME DEFENSE

| 2024 | G/GS | U-A-T | TFL | Sack | INT | PB | QH | F/R |
|--------|------|-------|-------|-------|-----|----|----|-----|
| RMU | 1/0 | 0-2-2 | 0.0-0 | 0.0-0 | 0 | 0 | 0 | 0/0 |
| at USC | 1/0 | 1-1-2 | 0.0-0 | 0.0-0 | 0 | 0 | 0 | 0/0 |
| UTAH | 0/0 | 0-0-0 | 0.0-0 | 0.0-0 | 0 | 0 | 0 | 0/0 |
| at TU | 0/0 | 0-0-0 | 0.0-0 | 0.0-0 | 0 | 0 | 0 | 0/0 |
| at BSU | 0/0 | 0-0-0 | 0.0-0 | 0.0-0 | 0 | 0 | 0 | 0/0 |
| UNLV | 1/0 | 0-0-0 | 0.0-0 | 0.0-0 | 0 | 0 | 0 | 0/0 |
| UNM | 0/0 | 0-0-0 | 0.0-0 | 0.0-0 | 0 | 0 | 0 | 0/0 |
| at WYO | 0/0 | 0-0-0 | 0.0-0 | 0.0-0 | 0 | 0 | 0 | 0/0 |
| at WSU | 0/0 | 0-0-0 | 0.0-0 | 0.0-0 | 0 | 0 | 0 | 0/0 |
| UH | 0/0 | 0-0-0 | 0.0-0 | 0.0-0 | 0 | 0 | 0 | 0/0 |
| SDSU | 0/0 | 0-0-0 | 0.0-0 | 0.0-0 | 0 | 0 | 0 | 0/0 |
| at CSU | 0/0 | 0-0-0 | 0.0-0 | 0.0-0 | 0 | 0 | 0 | 0/0 |



20 - COLE JOYCE
ILB • 6-0 • 230 • G-JR-2L
 Bentonville, Ark.
 (Bentonville HS)
 (UCF)

CAREER STATS - DEFENSE

| Year | G/GS | UA-AT-TT | TFL | Sack | INT | PB | FF | FR |
|-------------------|------|-----------------|--------------|--------------|------------|----------|----------|----------|
| 2021 | 1/0 | 0-0-0 | 0.0-0 | 0.0-0 | 0-0 | 0 | 0 | 0 |
| 2022 | 13/0 | 0-1-1 | 0.0-0 | 0.0-0 | 0-0 | 0 | 0 | 0 |
| 2023 | 13/1 | 9-16-25 | 2.0-9 | 2.0-9 | 0-0 | 0 | 0 | 0 |
| 2024 | 6/0 | 3-1-4 | 0.0-0 | 0.0-0 | 0-0 | 0 | 0 | 0 |
| TOTAL 33/1 | | 12-18-30 | 2.0-9 | 2.0-9 | 0-0 | 0 | 0 | 0 |

CAREER HIGHS - DEFENSE

Tackles: 11, at Air Force (9/15/23)

TFL: 1.0, vs. two opponents

Sacks: 1.0, vs. two opponents

GAME-BY-GAME DEFENSE

| 2024 | G/GS | U-A-T | TFL | Sack | INT | PB | QH | F/R |
|--------|------|-------|-------|-------|-----|----|----|-----|
| RMU | 1/0 | 2-0-2 | 0.0-0 | 0.0-0 | 0 | 0 | 0 | 0/0 |
| at USC | 1/0 | 0-0-0 | 0.0-0 | 0.0-0 | 0 | 0 | 0 | 0/0 |
| UTAH | 1/0 | 0-1-1 | 0.0-0 | 0.0-0 | 0 | 0 | 0 | 0/0 |
| at TU | 1/0 | 0-0-0 | 0.0-0 | 0.0-0 | 0 | 0 | 0 | 0/0 |
| at BSU | 1/0 | 1-0-1 | 0.0-0 | 0.0-0 | 0 | 0 | 0 | 0/0 |
| UNLV | 1/0 | 0-0-0 | 0.0-0 | 0.0-0 | 0 | 0 | 0 | 0/0 |
| UNM | 0/0 | 0-0-0 | 0.0-0 | 0.0-0 | 0 | 0 | 0 | 0/0 |
| at WYO | 0/0 | 0-0-0 | 0.0-0 | 0.0-0 | 0 | 0 | 0 | 0/0 |
| at WSU | 0/0 | 0-0-0 | 0.0-0 | 0.0-0 | 0 | 0 | 0 | 0/0 |
| UH | 0/0 | 0-0-0 | 0.0-0 | 0.0-0 | 0 | 0 | 0 | 0/0 |
| SDSU | 0/0 | 0-0-0 | 0.0-0 | 0.0-0 | 0 | 0 | 0 | 0/0 |
| at CSU | 0/0 | 0-0-0 | 0.0-0 | 0.0-0 | 0 | 0 | 0 | 0/0 |

| 2023 | G/GS | U-A-T | TFL | Sack | INT | PB | QH | F/R |
|----------|------|--------|-------|-------|-----|----|----|-----|
| at Iowa | 1/0 | 1-0-1 | 0.0-0 | 0.0-0 | 0 | 0 | 0 | 0/0 |
| ISU | 1/0 | 1-3-4 | 1.0-2 | 1.0-2 | 0 | 0 | 0 | 0/0 |
| at AFA | 1/1 | 4-7-11 | 1.0-7 | 1.0-7 | 0 | 0 | 0 | 0/0 |
| JMU | 1/0 | 1-1-2 | 0.0-0 | 0.0-0 | 0 | 0 | 0 | 0/0 |
| at UConn | 1/0 | 0-0-0 | 0.0-0 | 0.0-0 | 0 | 0 | 0 | 0/0 |
| CSU | 1/0 | 1-1-2 | 0.0-0 | 0.0-0 | 0 | 0 | 0 | 0/0 |

| | | | | | | | | |
|---------|-----|-------|-------|-------|---|---|---|-----|
| FS | 1/0 | 0-0-0 | 0.0-0 | 0.0-0 | 0 | 0 | 0 | 0/0 |
| at SJSU | 1/0 | 0-0-0 | 0.0-0 | 0.0-0 | 0 | 0 | 0 | 0/0 |
| at SDSU | 1/0 | 1-1-2 | 0.0-0 | 0.0-0 | 0 | 0 | 0 | 0/0 |
| NEV | 1/0 | 0-2-2 | 0.0-0 | 0.0-0 | 0 | 0 | 0 | 0/0 |
| BSU | 1/0 | 0-0-0 | 0.0-0 | 0.0-0 | 0 | 0 | 0 | 0/0 |
| at UNM | 1/0 | 0-1-1 | 0.0-0 | 0.0-0 | 0 | 0 | 0 | 0/0 |
| vs. GSU | 1/0 | 0-0-0 | 0.0-0 | 0.0-0 | 0 | 0 | 0 | 0/0 |

| 2022 | G/GS | U-A-T | TFL | Sack | INT | PB | QH | F/R |
|---------|------|-------|-------|-------|-----|----|----|-----|
| UConn | 1/0 | 0-0-0 | 0.0-0 | 0.0-0 | 0 | 0 | 0 | 0/0 |
| at ALA | 1/0 | 0-0-0 | 0.0-0 | 0.0-0 | 0 | 0 | 0 | 0/0 |
| WSU | 1/0 | 0-0-0 | 0.0-0 | 0.0-0 | 0 | 0 | 0 | 0/0 |
| UNLV | 1/0 | 0-0-0 | 0.0-0 | 0.0-0 | 0 | 0 | 0 | 0/0 |
| at BYU | 1/0 | 0-0-0 | 0.0-0 | 0.0-0 | 0 | 0 | 0 | 0/0 |
| AFA | 1/0 | 0-0-0 | 0.0-0 | 0.0-0 | 0 | 0 | 0 | 0/0 |
| at CSU | 1/0 | 0-0-0 | 0.0-0 | 0.0-0 | 0 | 0 | 0 | 0/0 |
| at WYO | 1/0 | 0-0-0 | 0.0-0 | 0.0-0 | 0 | 0 | 0 | 0/0 |
| UNM | 1/0 | 0-1-1 | 0.0-0 | 0.0-0 | 0 | 0 | 0 | 0/0 |
| at UH | 1/0 | 0-0-0 | 0.0-0 | 0.0-0 | 0 | 0 | 0 | 0/0 |
| SJSU | 1/0 | 0-0-0 | 0.0-0 | 0.0-0 | 0 | 0 | 0 | 0/0 |
| at BSU | 1/0 | 0-0-0 | 0.0-0 | 0.0-0 | 0 | 0 | 0 | 0/0 |
| vs. MEM | 1/0 | 0-0-0 | 0.0-0 | 0.0-0 | 0 | 0 | 0 | 0/0 |



21 - MALIK MCCONICO
S • 6-2 • 200 • SO-JC
 Ocala, Fla.
 (Vanguard HS)
 (Hutchinson CC)

CAREER STATS - DEFENSE

| Year | G/GS | UA-AT-TT | TFL | Sack | INT | PB | FF | FR |
|------|------|----------|-------|-------|-----|----|----|----|
| 2024 | 5/1 | 9-2-11 | 0.0-0 | 0.0-0 | 0-0 | 0 | 0 | 0 |

CAREER HIGHS - DEFENSE

Tackles: 5, at USC (9/7/24)

Pass Breakup: 1, vs. Robert Morris (8/31/24)

GAME-BY-GAME DEFENSE

| 2024 | G/GS | U-A-T | TFL | Sack | INT | PB | QH | F/R |
|--------|------|-------|-------|-------|-----|----|----|-----|
| RMU | 1/0 | 1-1-2 | 0.0-0 | 0.0-0 | 0 | 0 | 0 | 0/0 |
| at USC | 1/1 | 4-1-5 | 0.0-0 | 0.0-0 | 0 | 0 | 0 | 0/0 |
| UTAH | 1/0 | 0-0-0 | 0.0-0 | 0.0-0 | 0 | 0 | 0 | 0/0 |
| at TU | 1/0 | 0-0-0 | 0.0-0 | 0.0-0 | 0 | 0 | 0 | 0/0 |
| at BSU | 1/0 | 4-0-4 | 0.0-0 | 0.0-0 | 0 | 0 | 0 | 0/0 |
| UNLV | 0/0 | 0-0-0 | 0.0-0 | 0.0-0 | 0 | 0 | 0 | 0/0 |
| UNM | 0/0 | 0-0-0 | 0.0-0 | 0.0-0 | 0 | 0 | 0 | 0/0 |
| at WYO | 0/0 | 0-0-0 | 0.0-0 | 0.0-0 | 0 | 0 | 0 | 0/0 |
| at WSU | 0/0 | 0-0-0 | 0.0-0 | 0.0-0 | 0 | 0 | 0 | 0/0 |
| UH | 0/0 | 0-0-0 | 0.0-0 | 0.0-0 | 0 | 0 | 0 | 0/0 |
| SDSU | 0/0 | 0-0-0 | 0.0-0 | 0.0-0 | 0 | 0 | 0 | 0/0 |
| at CSU | 0/0 | 0-0-0 | 0.0-0 | 0.0-0 | 0 | 0 | 0 | 0/0 |



2024 UTAH STATE PLAYER STATS

GAME-BY-GAME RUSHING

| 2024 | G/GS | Att | Yds | Avg | TD | LG |
|--------|------|-----|-----|------|----|----|
| RMU | 1/0 | 4 | 44 | 11.0 | 0 | 24 |
| at USC | 1/0 | 8 | 38 | 4.8 | 0 | 19 |
| UTAH | 1/0 | 0 | 0 | 0.0 | 0 | 0 |
| at TU | 1/0 | 6 | 32 | 5.3 | 1 | 21 |
| at BSU | 1/0 | 2 | 19 | 9.5 | 0 | 18 |
| UNLV | 1/0 | 9 | 20 | 2.2 | 1 | 9 |
| UNM | 0/0 | 0 | 0 | 0.0 | 0 | 0 |
| at WYO | 0/0 | 0 | 0 | 0.0 | 0 | 0 |
| at WSU | 0/0 | 0 | 0 | 0.0 | 0 | 0 |
| UH | 0/0 | 0 | 0 | 0.0 | 0 | 0 |
| SDSU | 0/0 | 0 | 0 | 0.0 | 0 | 0 |
| at CSU | 0/0 | 0 | 0 | 0.0 | 0 | 0 |

GAME-BY-GAME RECEIVING

| 2024 | Rec | Yds | Avg | TD | LG |
|--------|-----|-----|-----|----|----|
| RMU | 0 | 0 | 0.0 | 0 | 0 |
| at USC | 1 | 6 | 6.0 | 0 | 6 |
| UTAH | 0 | 0 | 0.0 | 0 | 0 |
| at TU | 1 | 2 | 2.0 | 0 | 2 |
| at BSU | 0 | 0 | 0.0 | 0 | 0 |
| UNLV | 3 | 18 | 6.0 | 0 | 9 |
| UNM | 0 | 0 | 0.0 | 0 | 0 |
| at WYO | 0 | 0 | 0.0 | 0 | 0 |
| at WSU | 0 | 0 | 0.0 | 0 | 0 |
| UH | 0 | 0 | 0.0 | 0 | 0 |
| SDSU | 0 | 0 | 0.0 | 0 | 0 |
| at CSU | 0 | 0 | 0.0 | 0 | 0 |



23 - KYRESE WHITE
WR • 5-10 • 185 • G-SR-2L
Ogden, Utah
(Roy HS)
(Utah)

CAREER STATS - RECEIVING

| Year | G/GS | Rec | Yds | Avg | TD | Long |
|-------|------|-----|-----|------|----|------|
| 2019 | 1/0 | 0 | 0 | 0.0 | 0 | 0 |
| 2020 | 4/0 | 0 | 0 | 0.0 | 0 | 0 |
| 2021 | 13/0 | 0 | 0 | 0.0 | 0 | 0 |
| 2022 | 7/0 | 1 | 2 | 2.0 | 0 | 2 |
| 2023 | 13/0 | 2 | 6 | 3.0 | 0 | 4 |
| 2024 | 6/6 | 19 | 301 | 15.8 | 2 | 57 |
| TOTAL | 44/6 | 22 | 309 | 14.0 | 2 | 57 |

CAREER HIGHS - RECEIVING

Receptions: 8, at Temple (9/21/24)
Yards: 131, vs. Robert Morris (8/31/24)
Long Catch: 57, vs. Robert Morris (8/31/24)
TD: 2, vs. Robert Morris (8/31/24)
Blocked Punt: 1, vs. Boise State (11/18/23)

CAREER STATS - KICKOFF RETURNS

| Year | Ret | Yds | Avg | TD | LG |
|------|-----|-----|------|----|----|
| 2024 | 1 | 11 | 11.0 | 0 | 11 |

CAREER HIGHS - KICKOFF RETURNS

Returns: 1, at Boise State (10/5/24)
Yards: 11, at Boise State (10/5/24)
Long Return: 11, at Boise State (10/5/24)

GAME-BY-GAME RECEIVING

| 2024 | G/GS | Rec | Yds | Avg | TD | LG |
|--------|------|-----|-----|------|----|----|
| RMU | 1/1 | 3 | 131 | 43.7 | 2 | 57 |
| at USC | 1/1 | 2 | 15 | 7.5 | 0 | 8 |
| UTAH | 1/1 | 0 | 0 | 0.0 | 0 | 0 |
| at TU | 1/1 | 8 | 96 | 12.0 | 0 | 30 |
| at BSU | 1/1 | 6 | 59 | 9.8 | 0 | 26 |
| UNLV | 1/1 | 0 | 0 | 0.0 | 0 | 0 |
| UNM | 0/0 | 0 | 0 | 0.0 | 0 | 0 |
| at WYO | 0/0 | 0 | 0 | 0.0 | 0 | 0 |
| at WSU | 0/0 | 0 | 0 | 0.0 | 0 | 0 |
| UH | 0/0 | 0 | 0 | 0.0 | 0 | 0 |
| SDSU | 0/0 | 0 | 0 | 0.0 | 0 | 0 |
| at CSU | 0/0 | 0 | 0 | 0.0 | 0 | 0 |

| 2023 | G/GS | Rec | Yds | Avg | TD | LG |
|----------|------|-----|-----|-----|----|----|
| at Iowa | 1/0 | 0 | 0 | 0.0 | 0 | 0 |
| ISU | 1/0 | 1 | 4 | 4.0 | 0 | 4 |
| at AFA | 1/0 | 0 | 0 | 0.0 | 0 | 0 |
| JMU | 1/0 | 0 | 0 | 0.0 | 0 | 0 |
| at UConn | 1/0 | 0 | 0 | 0.0 | 0 | 0 |
| CSU | 1/0 | 0 | 0 | 0.0 | 0 | 0 |
| FS | 1/0 | 0 | 0 | 0.0 | 0 | 0 |
| at SJSU | 1/0 | 0 | 0 | 0.0 | 0 | 0 |
| at SDSU | 1/0 | 0 | 0 | 0.0 | 0 | 0 |
| NEV | 1/0 | 0 | 0 | 0.0 | 0 | 0 |
| BSU | 1/0 | 0 | 0 | 0.0 | 0 | 0 |
| at UNM | 1/0 | 0 | 0 | 0.0 | 0 | 0 |
| vs. GSU | 1/0 | 1 | 2 | 2.0 | 0 | 2 |

| 2022 | G/GS | Rec | Yds | Avg | TD | LG |
|---------|------|-----|-----|-----|----|----|
| UConn | 0/0 | 0 | 0 | 0.0 | 0 | 0 |
| at ALA | 0/0 | 0 | 0 | 0.0 | 0 | 0 |
| WSU | 1/0 | 0 | 0 | 0.0 | 0 | 0 |
| UNLV | 1/0 | 0 | 0 | 0.0 | 0 | 0 |
| at BYU | 1/0 | 0 | 0 | 0.0 | 0 | 0 |
| AFA | 1/0 | 0 | 0 | 0.0 | 0 | 0 |
| at CSU | 1/0 | 0 | 0 | 0.0 | 0 | 0 |
| at WYO | 1/0 | 1 | 2 | 2.0 | 0 | 2 |
| UNM | 1/0 | 0 | 0 | 0.0 | 0 | 0 |
| at UH | 0/0 | 0 | 0 | 0.0 | 0 | 0 |
| SJSU | 0/0 | 0 | 0 | 0.0 | 0 | 0 |
| at BSU | 0/0 | 0 | 0 | 0.0 | 0 | 0 |
| vs. MEM | 0/0 | 0 | 0 | 0.0 | 0 | 0 |



24 - JORDAN VINCENT
S • 5-10 • 190 • SR-TR
Chicago, Ill.
(Stevenson HS)
(New Mexico State)

CAREER STATS - DEFENSE

| Year | G/GS | UA-AT-TT | TFL | Sack | INT | PB | FF | FR |
|-------|-------|-------------|---------|-------|------|----|----|----|
| 2020 | 6/6 | 12-13-25 | 2.5-4 | 0.0-0 | 0-0 | 2 | 0 | 0 |
| 2021 | 11/10 | 46-14-60 | 5.0-16 | 0.0-0 | 0-0 | 3 | 2 | 1 |
| 2022 | 11/11 | 57-27-84 | 3.5-7 | 0.0-0 | 3-8 | 8 | 2 | 0 |
| 2023 | 15/6 | 31-34-65 | 3.0-16 | 2.0-6 | 0-0 | 3 | 0 | 0 |
| 2024 | 6/6 | 27-26-53 | 0.5-1 | 0.0-0 | 1-15 | 1 | 0 | 0 |
| TOTAL | 49/39 | 173-114-287 | 14.5-44 | 2.0-6 | 4-23 | 17 | 4 | 1 |

CAREER HIGHS - DEFENSE

Tackles: 12, vs. two opponents
TFL: 2.0, at Tennessee Tech (9/25/21)
Sack: 1.0, vs. two opponents
FF: 1, vs. four opponents
FR: 1, at Southeast Missouri (10/30/21)
INT: 1, vs. four opponents
PBU: 2, vs. two opponents
QBH: 1, vs. UNLV (10/11/24)
Blocked FG: 1, vs. Tennessee Tech (10/29/22)

GAME-BY-GAME DEFENSE

| 2024 | G/GS | U-A-T | TFL | Sack | INT | PB | QH | F/R |
|--------|------|---------|-------|-------|-----|----|----|-----|
| RMU | 1/1 | 3-7-10 | 0.0-0 | 0.0-0 | 0 | 0 | 0 | 0/0 |
| at USC | 1/1 | 7-4-11 | 0.0-0 | 0.0-0 | 0 | 0 | 0 | 0/0 |
| UTAH | 1/1 | 2-9-11 | 0.5-1 | 0.0-0 | 1 | 0 | 0 | 0/0 |
| at TU | 1/1 | 11-0-11 | 0.0-0 | 0.0-0 | 0 | 0 | 0 | 0/0 |
| at BSU | 1/1 | 3-0-3 | 0.0-0 | 0.0-0 | 0 | 0 | 0 | 0/0 |
| UNLV | 1/1 | 1-6-7 | 0.0-0 | 0.0-0 | 0 | 1 | 1 | 0/0 |
| UNM | 0/0 | 0-0-0 | 0.0-0 | 0.0-0 | 0 | 0 | 0 | 0/0 |
| at WYO | 0/0 | 0-0-0 | 0.0-0 | 0.0-0 | 0 | 0 | 0 | 0/0 |
| at WSU | 0/0 | 0-0-0 | 0.0-0 | 0.0-0 | 0 | 0 | 0 | 0/0 |
| UH | 0/0 | 0-0-0 | 0.0-0 | 0.0-0 | 0 | 0 | 0 | 0/0 |
| SDSU | 0/0 | 0-0-0 | 0.0-0 | 0.0-0 | 0 | 0 | 0 | 0/0 |
| at CSU | 0/0 | 0-0-0 | 0.0-0 | 0.0-0 | 0 | 0 | 0 | 0/0 |



25 - NOAH FLORES
CB • 5-9 • 180 • FR-RS
Sandy, Utah
(Alta HS)

CAREER STATS - DEFENSE

| Year | G/GS | UA-AT-TT | TFL | Sack | INT | PB | FF | FR |
|------|------|----------|-------|-------|-----|----|----|----|
| 2024 | 6/0 | 2-1-3 | 1.0-1 | 0.0-0 | 0-0 | 0 | 0 | 0 |

CAREER HIGHS - DEFENSE

Tackles: 3, vs. Robert Morris (8/31/24)
TFL: 1.0, vs. Robert Morris (8/31/24)

GAME-BY-GAME DEFENSE

| 2024 | G/GS | U-A-T | TFL | Sack | INT | PB | QH | F/R |
|--------|------|-------|-------|-------|-----|----|----|-----|
| RMU | 1/0 | 2-1-3 | 1.0-1 | 0.0-0 | 0 | 0 | 0 | 0/0 |
| at USC | 1/0 | 0-0-0 | 0.0-0 | 0.0-0 | 0 | 0 | 0 | 0/0 |
| UTAH | 1/0 | 0-0-0 | 0.0-0 | 0.0-0 | 0 | 0 | 0 | 0/0 |
| at TU | 1/0 | 0-0-0 | 0.0-0 | 0.0-0 | 0 | 0 | 0 | 0/0 |
| at BSU | 1/0 | 0-0-0 | 0.0-0 | 0.0-0 | 0 | 0 | 0 | 0/0 |
| UNLV | 1/0 | 0-0-0 | 0.0-0 | 0.0-0 | 0 | 0 | 0 | 0/0 |
| UNM | 0/0 | 0-0-0 | 0.0-0 | 0.0-0 | 0 | 0 | 0 | 0/0 |
| at WYO | 0/0 | 0-0-0 | 0.0-0 | 0.0-0 | 0 | 0 | 0 | 0/0 |
| at WSU | 0/0 | 0-0-0 | 0.0-0 | 0.0-0 | 0 | 0 | 0 | 0/0 |
| UH | 0/0 | 0-0-0 | 0.0-0 | 0.0-0 | 0 | 0 | 0 | 0/0 |
| SDSU | 0/0 | 0-0-0 | 0.0-0 | 0.0-0 | 0 | 0 | 0 | 0/0 |
| at CSU | 0/0 | 0-0-0 | 0.0-0 | 0.0-0 | 0 | 0 | 0 | 0/0 |



26 - JOHN MILLER
ILB • 6-1 • 225 • R-JR-TR
Tualatin, Ore.
(Tualatin HS)
(Oregon State)

CAREER STATS - DEFENSE

| Year | G/GS | UA-AT-TT | TFL | Sack | INT | PB | FF | FR |
|-------|------|----------|-------|-------|-----|----|----|----|
| 2020 | 5/0 | 0-0-0 | 0.0-0 | 0.0-0 | 0-0 | 0 | 0 | 0 |
| 2021 | 13/0 | 4-0-4 | 0.0-0 | 0.0-0 | 0-0 | 0 | 1 | 0 |
| 2022 | 12/0 | 2-5-7 | 1.0-1 | 0.0-0 | 0-0 | 1 | 0 | 0 |
| 2023 | 5/0 | 4-7-11 | 0.0-0 | 0.0-0 | 0-0 | 1 | 0 | 0 |
| 2024 | 6/1 | 11-6-17 | 2.0-4 | 0.0-0 | 0-0 | 1 | 0 | 0 |
| TOTAL | 41/1 | 21-18-39 | 3.0-5 | 0.0-0 | 0-0 | 3 | 1 | 0 |

CAREER HIGHS - DEFENSE

Tackles: 6, vs. Robert Morris (8/31/24)
TFL: 1.0, vs. three opponents
FF: 1, vs. Arizona State (11/20/21)
PBU: 1, vs. three opponents

GAME-BY-GAME DEFENSE

| 2024 | G/GS | U-A-T | TFL | Sack | INT | PB | QH | F/R |
|--------|------|-------|-------|-------|-----|----|----|-----|
| RMU | 1/0 | 2-4-6 | 0.0-0 | 0.0-0 | 0 | 0 | 0 | 0/0 |
| at USC | 1/0 | 1-1-2 | 0.0-0 | 0.0-0 | 0 | 1 | 0 | 0/0 |
| UTAH | 1/0 | 2-1-3 | 1.0-3 | 0.0-0 | 0 | 0 | 0 | 0/0 |
| at TU | 1/0 | 2-0-2 | 0.0-0 | 0.0-0 | 0 | 0 | 0 | 0/0 |
| at BSU | 1/1 | 4-0-4 | 1.0-1 | 0.0-0 | 0 | 0 | 0 | 0/0 |
| UNLV | 1/0 | 0-0-0 | 0.0-0 | 0.0-0 | 0 | 0 | 0 | 0/0 |
| UNM | 0/0 | 0-0-0 | 0.0-0 | 0.0-0 | 0 | 0 | 0 | 0/0 |
| at WYO | 0/0 | 0-0-0 | 0.0-0 | 0.0-0 | 0 | 0 | 0 | 0/0 |
| at WSU | 0/0 | 0-0-0 | 0.0-0 | 0.0-0 | 0 | 0 | 0 | 0/0 |
| UH | 0/0 | 0-0-0 | 0.0-0 | 0.0-0 | 0 | 0 | 0 | 0/0 |
| SDSU | 0/0 | 0-0-0 | 0.0-0 | 0.0-0 | 0 | 0 | 0 | 0/0 |
| at CSU | 0/0 | 0-0-0 | 0.0-0 | 0.0-0 | 0 | 0 | 0 | 0/0 |



27 - LOGAN PILI
ILB • 6-0 • 235 • SO-1L
Provo, Utah
(Timpview HS)
(BYU)

CAREER STATS - DEFENSE

| Year | G/GS | UA-AT-TT | TFL | Sack | INT | PB | FF | FR |
|-------|------|----------|--------|-------|-----|----|----|----|
| 2022 | 3/0 | 3-4-7 | 0.0-0 | 0.0-0 | 0-0 | 0 | 0 | 0 |
| 2023 | 12/2 | 13-18-31 | 4.0-12 | 1.0-6 | 0-0 | 1 | 0 | 0 |
| 2024 | 6/0 | 1-3-4 | 0.0-0 | 0.0-0 | 0-0 | 0 | 0 | 0 |
| TOTAL | 21/2 | 17-25-42 | 4.0-12 | 1.0-6 | 0-0 | 1 | 0 | 0 |



CAREER HIGHS - DEFENSE

Tackles: 8, at San Diego State (11/4/23)
TFL: 2.0, at San Diego State (11/4/23)
Sack: 1.0, at San Diego State (11/4/23)
PBU: 1, vs. Colorado State (10/7/23)

GAME-BY-GAME DEFENSE

| 2024 | G/GS | U-A-T | TFL | Sack | INT | PB | QH | F/R |
|--------|------|-------|-------|-------|-----|----|----|-----|
| RMU | 1/0 | 0-1-1 | 0.0-0 | 0.0-0 | 0 | 0 | 0 | 0/0 |
| at USC | 1/0 | 0-0-0 | 0.0-0 | 0.0-0 | 0 | 0 | 0 | 0/0 |
| UTAH | 1/0 | 0-0-0 | 0.0-0 | 0.0-0 | 0 | 0 | 0 | 0/0 |
| at TU | 1/0 | 0-0-0 | 0.0-0 | 0.0-0 | 0 | 0 | 0 | 0/0 |
| at BSU | 1/0 | 1-0-1 | 0.0-0 | 0.0-0 | 0 | 0 | 0 | 0/0 |
| UNLV | 1/0 | 0-2-2 | 0.0-0 | 0.0-0 | 0 | 0 | 0 | 0/0 |
| UNM | 0/0 | 0-0-0 | 0.0-0 | 0.0-0 | 0 | 0 | 0 | 0/0 |
| at WYO | 0/0 | 0-0-0 | 0.0-0 | 0.0-0 | 0 | 0 | 0 | 0/0 |
| at WSU | 0/0 | 0-0-0 | 0.0-0 | 0.0-0 | 0 | 0 | 0 | 0/0 |
| UH | 0/0 | 0-0-0 | 0.0-0 | 0.0-0 | 0 | 0 | 0 | 0/0 |
| SDSU | 0/0 | 0-0-0 | 0.0-0 | 0.0-0 | 0 | 0 | 0 | 0/0 |
| at CSU | 0/0 | 0-0-0 | 0.0-0 | 0.0-0 | 0 | 0 | 0 | 0/0 |

| 2023 | G/GS | U-A-T | TFL | Sack | INT | PB | QH | F/R |
|----------|------|-------|-------|-------|-----|----|----|-----|
| at Iowa | 1/0 | 0-0-0 | 0.0-0 | 0.0-0 | 0 | 0 | 0 | 0/0 |
| ISU | 0/0 | 0-0-0 | 0.0-0 | 0.0-0 | 0 | 0 | 0 | 0/0 |
| at AFA | 1/0 | 0-1-1 | 0.0-0 | 0.0-0 | 0 | 0 | 0 | 0/0 |
| JMU | 1/0 | 0-0-0 | 0.0-0 | 0.0-0 | 0 | 0 | 0 | 0/0 |
| at UConn | 1/0 | 1-1-2 | 0.0-0 | 0.0-0 | 0 | 0 | 0 | 0/0 |
| CSU | 1/0 | 0-2-2 | 0.0-0 | 0.0-0 | 0 | 1 | 0 | 0/0 |
| FS | 1/0 | 0-0-0 | 0.0-0 | 0.0-0 | 0 | 0 | 0 | 0/0 |
| at SJSU | 1/0 | 1-3-4 | 0.0-0 | 0.0-0 | 0 | 0 | 0 | 0/0 |
| at SDSU | 1/1 | 5-3-8 | 2.0-8 | 1.0-6 | 0 | 0 | 0 | 0/0 |
| NEV | 1/0 | 1-3-4 | 0.0-0 | 0.0-0 | 0 | 0 | 0 | 0/0 |
| BSU | 1/0 | 1-2-3 | 1.0-2 | 0.0-0 | 0 | 0 | 0 | 0/0 |
| at UNM | 1/0 | 0-2-2 | 0.0-0 | 0.0-0 | 0 | 0 | 0 | 0/0 |
| vs. GSU | 1/1 | 4-1-5 | 1.0-2 | 0.0-0 | 0 | 0 | 0 | 0/0 |

**32 - TANNER WILLIAMS**

ILB • 6-2 • 215 • FR-HS
Orange, Calif.
(Mater Dei HS)

CAREER STATS - DEFENSE

| Year | G/GS | UA-AT-TT | TFL | Sack | INT | PB | FF | FR |
|------|------|----------|-------|-------|-----|----|----|----|
| 2024 | 2/0 | 0-0-0 | 0.0-0 | 0.0-0 | 0-0 | 0 | 0 | 0 |

CAREER HIGHS - DEFENSE

NA

GAME-BY-GAME DEFENSE

| 2024 | G/GS | U-A-T | TFL | Sack | INT | PB | QH | F/R |
|--------|------|-------|-------|-------|-----|----|----|-----|
| RMU | 0/0 | 0-0-0 | 0.0-0 | 0.0-0 | 0 | 0 | 0 | 0/0 |
| at USC | 1/0 | 0-0-0 | 0.0-0 | 0.0-0 | 0 | 0 | 0 | 0/0 |
| UTAH | 0/0 | 0-0-0 | 0.0-0 | 0.0-0 | 0 | 0 | 0 | 0/0 |
| at TU | 0/0 | 0-0-0 | 0.0-0 | 0.0-0 | 0 | 0 | 0 | 0/0 |
| at BSU | 1/0 | 0-0-0 | 0.0-0 | 0.0-0 | 0 | 0 | 0 | 0/0 |
| UNLV | 0/0 | 0-0-0 | 0.0-0 | 0.0-0 | 0 | 0 | 0 | 0/0 |
| UNM | 0/0 | 0-0-0 | 0.0-0 | 0.0-0 | 0 | 0 | 0 | 0/0 |
| at WYO | 0/0 | 0-0-0 | 0.0-0 | 0.0-0 | 0 | 0 | 0 | 0/0 |
| at WSU | 0/0 | 0-0-0 | 0.0-0 | 0.0-0 | 0 | 0 | 0 | 0/0 |
| UH | 0/0 | 0-0-0 | 0.0-0 | 0.0-0 | 0 | 0 | 0 | 0/0 |
| SDSU | 0/0 | 0-0-0 | 0.0-0 | 0.0-0 | 0 | 0 | 0 | 0/0 |
| at CSU | 0/0 | 0-0-0 | 0.0-0 | 0.0-0 | 0 | 0 | 0 | 0/0 |

**33 - MAX ALFORD**

ILB • 6-1 • 245 • R-SO-1L
Park City, Utah
(Park City HS)

CAREER STATS - DEFENSE

| Year | G/GS | UA-AT-TT | TFL | Sack | INT | PB | FF | FR |
|-------|------|----------|-------|-------|-----|----|----|----|
| 2022 | 13/4 | 24-16-40 | 4.0-9 | 0.0-0 | 0-0 | 0 | 0 | 0 |
| 2023 | 1/1 | 0-0-0 | 0.0-0 | 0.0-0 | 0-0 | 0 | 0 | 0 |
| 2024 | 4/0 | 2-0-2 | 0.0-0 | 0.0-0 | 0-0 | 0 | 0 | 0 |
| TOTAL | 16/5 | 26-16-42 | 4.0-9 | 0.0-0 | 0-0 | 0 | 0 | 0 |

CAREER HIGHS - DEFENSE

Tackles: 9, vs. Memphis (12/27/22)
TFLs: 2.0, vs. Memphis (12/27/22)

CAREER STATS - KICKOFF RETURNS

| Year | Ret | Yds | Avg | TD | LG |
|-------|-----|-----|------|----|----|
| 2022 | 1 | 11 | 11.0 | 0 | 11 |
| 2023 | 0 | 0 | 0.0 | 0 | 0 |
| TOTAL | 1 | 11 | 11.0 | 0 | 11 |

CAREER HIGHS - KICKOFF RETURNS

Returns: 1, vs. San José State (11/19/22)
Yards: 11, vs. San José State (11/19/22)
Long Return: 11, vs. San José State (11/19/22)

GAME-BY-GAME DEFENSE

| 2024 | G/GS | U-A-T | TFL | Sack | INT | PB | QH | F/R |
|--------|------|-------|-------|-------|-----|----|----|-----|
| RMU | 1/0 | 0-0-0 | 0.0-0 | 0.0-0 | 0 | 0 | 0 | 0/0 |
| at USC | 1/0 | 0-0-0 | 0.0-0 | 0.0-0 | 0 | 0 | 0 | 0/0 |
| UTAH | 1/0 | 0-0-0 | 0.0-0 | 0.0-0 | 0 | 0 | 0 | 0/0 |
| at TU | 1/0 | 2-0-2 | 0.0-0 | 0.0-0 | 0 | 0 | 0 | 0/0 |
| at BSU | 0/0 | 0-0-0 | 0.0-0 | 0.0-0 | 0 | 0 | 0 | 0/0 |
| UNLV | 0/0 | 0-0-0 | 0.0-0 | 0.0-0 | 0 | 0 | 0 | 0/0 |
| UNM | 0/0 | 0-0-0 | 0.0-0 | 0.0-0 | 0 | 0 | 0 | 0/0 |
| at WYO | 0/0 | 0-0-0 | 0.0-0 | 0.0-0 | 0 | 0 | 0 | 0/0 |
| at WSU | 0/0 | 0-0-0 | 0.0-0 | 0.0-0 | 0 | 0 | 0 | 0/0 |
| UH | 0/0 | 0-0-0 | 0.0-0 | 0.0-0 | 0 | 0 | 0 | 0/0 |
| SDSU | 0/0 | 0-0-0 | 0.0-0 | 0.0-0 | 0 | 0 | 0 | 0/0 |
| at CSU | 0/0 | 0-0-0 | 0.0-0 | 0.0-0 | 0 | 0 | 0 | 0/0 |

| 2023 | G/GS | U-A-T | TFL | Sack | INT | PB | QH | F/R |
|----------|------|-------|-------|-------|-----|----|----|-----|
| at Iowa | 1/1 | 0-0-0 | 0.0-0 | 0.0-0 | 0 | 0 | 0 | 0/0 |
| ISU | 0/0 | 0-0-0 | 0.0-0 | 0.0-0 | 0 | 0 | 0 | 0/0 |
| at AFA | 0/0 | 0-0-0 | 0.0-0 | 0.0-0 | 0 | 0 | 0 | 0/0 |
| JMU | 0/0 | 0-0-0 | 0.0-0 | 0.0-0 | 0 | 0 | 0 | 0/0 |
| at UConn | 0/0 | 0-0-0 | 0.0-0 | 0.0-0 | 0 | 0 | 0 | 0/0 |
| CSU | 0/0 | 0-0-0 | 0.0-0 | 0.0-0 | 0 | 0 | 0 | 0/0 |
| FS | 0/0 | 0-0-0 | 0.0-0 | 0.0-0 | 0 | 0 | 0 | 0/0 |
| at SJSU | 0/0 | 0-0-0 | 0.0-0 | 0.0-0 | 0 | 0 | 0 | 0/0 |
| at SDSU | 0/0 | 0-0-0 | 0.0-0 | 0.0-0 | 0 | 0 | 0 | 0/0 |
| NEV | 0/0 | 0-0-0 | 0.0-0 | 0.0-0 | 0 | 0 | 0 | 0/0 |
| BSU | 0/0 | 0-0-0 | 0.0-0 | 0.0-0 | 0 | 0 | 0 | 0/0 |
| at UNM | 0/0 | 0-0-0 | 0.0-0 | 0.0-0 | 0 | 0 | 0 | 0/0 |
| vs. GSU | 0/0 | 0-0-0 | 0.0-0 | 0.0-0 | 0 | 0 | 0 | 0/0 |

| 2022 | G/GS | U-A-T | TFL | Sack | INT | PB | QH | F/R |
|---------|------|-------|-------|-------|-----|----|----|-----|
| UConn | 1/0 | 1-0-1 | 0.0-0 | 0.0-0 | 0 | 0 | 0 | 0/0 |
| at ALA | 1/0 | 1-0-1 | 0.0-0 | 0.0-0 | 0 | 0 | 0 | 0/0 |
| WSU | 1/0 | 1-0-1 | 0.0-0 | 0.0-0 | 0 | 0 | 0 | 0/0 |
| UNLV | 1/0 | 0-1-1 | 0.0-0 | 0.0-0 | 0 | 0 | 0 | 0/0 |
| at BYU | 1/0 | 1-0-1 | 0.0-0 | 0.0-0 | 0 | 0 | 0 | 0/0 |
| AFA | 1/0 | 0-0-0 | 0.0-0 | 0.0-0 | 0 | 0 | 0 | 0/0 |
| at CSU | 1/0 | 0-0-0 | 0.0-0 | 0.0-0 | 0 | 0 | 0 | 0/0 |
| at WYO | 1/0 | 4-2-6 | 0.0-0 | 0.0-0 | 0 | 0 | 0 | 0/0 |
| UNM | 1/0 | 4-4-8 | 1.5-6 | 0.0-0 | 0 | 0 | 0 | 0/0 |
| at UH | 1/1 | 1-0-1 | 0.0-0 | 0.0-0 | 0 | 0 | 0 | 0/0 |
| SJSU | 1/1 | 3-4-7 | 0.0-0 | 0.0-0 | 0 | 0 | 0 | 0/0 |
| at BSU | 1/1 | 2-2-4 | 0.0-0 | 0.0-0 | 0 | 0 | 0 | 0/0 |
| vs. MEM | 1/1 | 6-3-9 | 2.0-3 | 0.0-0 | 0 | 0 | 0 | 0/0 |

**34 - TEEG SLONE**

S • 6-0 • 185 • SO-RS
Rocklin, Calif.
(Rocklin HS)
(American River College)

CAREER STATS - DEFENSE

| Year | G/GS | UA-AT-TT | TFL | Sack | INT | PB | FF | FR |
|-------|------|----------|-------|-------|-----|----|----|----|
| 2023 | 2/0 | 1-1-2 | 0.0-0 | 0.0-0 | 0-0 | 0 | 0 | 0 |
| 2024 | 1/0 | 0-0-0 | 0.0-0 | 0.0-0 | 0-0 | 0 | 0 | 0 |
| TOTAL | 3/0 | 1-1-2 | 0.0-0 | 0.0-0 | 0-0 | 0 | 0 | 0 |

CAREER HIGHS - DEFENSE

Tackles: 2, at New Mexico (11/24/23)

GAME-BY-GAME DEFENSE

| 2024 | G/GS | U-A-T | TFL | Sack | INT | PB | QH | F/R |
|------|------|-------|-------|-------|-----|----|----|-----|
| RMU | 0/0 | 0-0-0 | 0.0-0 | 0.0-0 | 0 | 0 | 0 | 0/0 |

| | | | | | | | | |
|--------|-----|-------|-------|-------|---|---|---|-----|
| at USC | 1/0 | 0-0-0 | 0.0-0 | 0.0-0 | 0 | 0 | 0 | 0/0 |
| UTAH | 0/0 | 0-0-0 | 0.0-0 | 0.0-0 | 0 | 0 | 0 | 0/0 |
| at TU | 0/0 | 0-0-0 | 0.0-0 | 0.0-0 | 0 | 0 | 0 | 0/0 |
| at BSU | 0/0 | 0-0-0 | 0.0-0 | 0.0-0 | 0 | 0 | 0 | 0/0 |
| UNLV | 0/0 | 0-0-0 | 0.0-0 | 0.0-0 | 0 | 0 | 0 | 0/0 |
| UNM | 0/0 | 0-0-0 | 0.0-0 | 0.0-0 | 0 | 0 | 0 | 0/0 |
| at WYO | 0/0 | 0-0-0 | 0.0-0 | 0.0-0 | 0 | 0 | 0 | 0/0 |
| at WSU | 0/0 | 0-0-0 | 0.0-0 | 0.0-0 | 0 | 0 | 0 | 0/0 |
| UH | 0/0 | 0-0-0 | 0.0-0 | 0.0-0 | 0 | 0 | 0 | 0/0 |
| SDSU | 0/0 | 0-0-0 | 0.0-0 | 0.0-0 | 0 | 0 | 0 | 0/0 |
| at CSU | 0/0 | 0-0-0 | 0.0-0 | 0.0-0 | 0 | 0 | 0 | 0/0 |

| 2023 | G/GS | U-A-T | TFL | Sack | INT | PB | QH | F/R |
|----------|------|-------|-------|-------|-----|----|----|-----|
| at Iowa | 0/0 | 0-0-0 | 0.0-0 | 0.0-0 | 0 | 0 | 0 | 0/0 |
| ISU | 0/0 | 0-0-0 | 0.0-0 | 0.0-0 | 0 | 0 | 0 | 0/0 |
| at AFA | 0/0 | 0-0-0 | 0.0-0 | 0.0-0 | 0 | 0 | 0 | 0/0 |
| JMU | 0/0 | 0-0-0 | 0.0-0 | 0.0-0 | 0 | 0 | 0 | 0/0 |
| at UConn | 0/0 | 0-0-0 | 0.0-0 | 0.0-0 | 0 | 0 | 0 | 0/0 |
| CSU | 0/0 | 0-0-0 | 0.0-0 | 0.0-0 | 0 | 0 | 0 | 0/0 |
| FS | 0/0 | 0-0-0 | 0.0-0 | 0.0-0 | 0 | 0 | 0 | 0/0 |
| at SJSU | 0/0 | 0-0-0 | 0.0-0 | 0.0-0 | 0 | 0 | 0 | 0/0 |
| at SDSU | 1/0 | 0-0-0 | 0.0-0 | 0.0-0 | 0 | 0 | 0 | 0/0 |
| NEV | 0/0 | 0-0-0 | 0.0-0 | 0.0-0 | 0 | 0 | 0 | 0/0 |
| BSU | 0/0 | 0-0-0 | 0.0-0 | 0.0-0 | 0 | 0 | 0 | 0/0 |
| at UNM | 1/0 | 1-1-2 | 0.0-0 | 0.0-0 | 0 | 0 | 0 | 0/0 |
| vs. GSU | 0/0 | 0-0-0 | 0.0-0 | 0.0-0 | 0 | 0 | 0 | 0/0 |

**39 - JADON PEARSON**

ILB • 6-1 • 205 • G-JR-TR
Gilbert, Ariz.
(Williams Field HS)
(Utah)

CAREER STATS - DEFENSE

| Year | G/GS | UA-AT-TT | TFL | Sack | INT | PB | FF | FR |
|-------|------|----------|-------|-------|-----|----|----|----|
| 2020 | 2/0 | 0-0-0 | 0.0-0 | 0.0-0 | 0-0 | 0 | 0 | 0 |
| 2022 | 13/0 | 3-2-5 | 0.0-0 | 0.0-0 | 0-0 | 0 | 0 | 0 |
| 2023 | 3/0 | 3-1-4 | 0.0-0 | 0.0-0 | 0-0 | 0 | 0 | 0 |
| 2024 | 4/0 | 3-8-11 | 0.5-2 | 0.0-0 | 0-0 | 0 | 0 | 0 |
| TOTAL | 21/0 | 9-11-20 | 0.5-2 | 0.0-0 | 0-0 | 0 | 0 | 0 |

CAREER HIGHS - DEFENSE

Tackles: 7, at USC (9/7/24)
TFL: 0.5, vs. UNLV (10/11/24)

GAME-BY-GAME DEFENSE

| 2024 | G/GS | U-A-T | TFL | Sack | INT | PB | QH | F/R |
|--------|------|-------|-------|-------|-----|----|----|-----|
| RMU | 1/0 | 1-1-2 | 0.0-0 | 0.0-0 | 0 | 0 | 0 | 0/0 |
| at USC | 1/0 | 2-5-7 | 0.0-0 | 0.0-0 | 0 | 0 | 0 | 0/0 |
| UTAH | 1/0 | 0-0-0 | 0.0-0 | 0.0-0 | 0 | 0 | 0 | 0/0 |
| at TU | 0/0 | 0-0-0 | 0.0-0 | 0.0-0 | 0 | 0 | 0 | 0/0 |
| at BSU | 0/0 | 0-0-0 | 0.0-0 | 0.0-0 | 0 | 0 | 0 | 0/0 |
| UNLV | 1/0 | 0-2-2 | 0.5-1 | 0.0-0 | 0 | 0 | 0 | 0/0 |
| UNM | 0/0 | 0-0-0 | 0.0-0 | 0.0-0 | 0 | 0 | 0 | 0/0 |
| at WYO | 0/0 | 0-0-0 | 0.0-0 | 0.0-0 | 0 | 0 | 0 | 0/0 |
| at WSU | 0/0 | 0-0-0 | 0.0-0 | 0.0-0 | 0 | 0 | 0 | 0/0 |
| UH | 0/0 | 0-0-0 | 0.0-0 | 0.0-0 | 0 | 0 | 0 | 0/0 |
| SDSU | 0/0 | 0-0-0 | 0.0-0 | 0.0-0 | 0 | 0 | 0 | 0/0 |
| at CSU | 0/0 | 0-0-0 | 0.0-0 | 0.0-0 | 0 | 0 | 0 | 0/0 |



2024 UTAH STATE PLAYER STATS

| | | | | | | | | |
|--------|-----|-------|-------|-------|---|---|---|-----|
| at USC | 0/0 | 0-0-0 | 0.0-0 | 0.0-0 | 0 | 0 | 0 | 0/0 |
| UTAH | 0/0 | 0-0-0 | 0.0-0 | 0.0-0 | 0 | 0 | 0 | 0/0 |
| at TU | 0/0 | 0-0-0 | 0.0-0 | 0.0-0 | 0 | 0 | 0 | 0/0 |
| at BSU | 0/0 | 0-0-0 | 0.0-0 | 0.0-0 | 0 | 0 | 0 | 0/0 |
| UNLV | 0/0 | 0-0-0 | 0.0-0 | 0.0-0 | 0 | 0 | 0 | 0/0 |
| UNM | 0/0 | 0-0-0 | 0.0-0 | 0.0-0 | 0 | 0 | 0 | 0/0 |
| at WYO | 0/0 | 0-0-0 | 0.0-0 | 0.0-0 | 0 | 0 | 0 | 0/0 |
| at WSU | 0/0 | 0-0-0 | 0.0-0 | 0.0-0 | 0 | 0 | 0 | 0/0 |
| UH | 0/0 | 0-0-0 | 0.0-0 | 0.0-0 | 0 | 0 | 0 | 0/0 |
| SDSU | 0/0 | 0-0-0 | 0.0-0 | 0.0-0 | 0 | 0 | 0 | 0/0 |
| at CSU | 0/0 | 0-0-0 | 0.0-0 | 0.0-0 | 0 | 0 | 0 | 0/0 |

| | | | | | | | | |
|----------|------|-------|-------|-------|-----|----|----|-----|
| 2023 | G/GS | U-A-T | TFL | Sack | INT | PB | QH | F/R |
| at Iowa | 0/0 | 0-0-0 | 0.0-0 | 0.0-0 | 0 | 0 | 0 | 0/0 |
| ISU | 1/0 | 0-1-1 | 0.0-0 | 0.0-0 | 0 | 0 | 0 | 0/0 |
| at AFA | 0/0 | 0-0-0 | 0.0-0 | 0.0-0 | 0 | 0 | 0 | 0/0 |
| JMU | 0/0 | 0-0-0 | 0.0-0 | 0.0-0 | 0 | 0 | 0 | 0/0 |
| at UConn | 0/0 | 0-0-0 | 0.0-0 | 0.0-0 | 0 | 0 | 0 | 0/0 |
| CSU | 0/0 | 0-0-0 | 0.0-0 | 0.0-0 | 0 | 0 | 0 | 0/0 |
| FS | 0/0 | 0-0-0 | 0.0-0 | 0.0-0 | 0 | 0 | 0 | 0/0 |
| at SJSU | 0/0 | 0-0-0 | 0.0-0 | 0.0-0 | 0 | 0 | 0 | 0/0 |
| at SDSU | 0/0 | 0-0-0 | 0.0-0 | 0.0-0 | 0 | 0 | 0 | 0/0 |
| NEV | 0/0 | 0-0-0 | 0.0-0 | 0.0-0 | 0 | 0 | 0 | 0/0 |
| BSU | 0/0 | 0-0-0 | 0.0-0 | 0.0-0 | 0 | 0 | 0 | 0/0 |
| at UNM | 0/0 | 0-0-0 | 0.0-0 | 0.0-0 | 0 | 0 | 0 | 0/0 |
| vs. GSU | 0/0 | 0-0-0 | 0.0-0 | 0.0-0 | 0 | 0 | 0 | 0/0 |



41 - CARL NESMITH

DE • 6-4 • 235 • JR-JC

Jacksonville, Fla.

(Baldwin HS)

(Fullerton College)

CAREER STATS - DEFENSE

| Year | G/GS | UA-AT-TT | TFL | Sack | INT | PB | FF | FR |
|------|------|----------|-------|-------|-----|----|----|----|
| 2024 | 2/0 | 2-0-2 | 1.0-8 | 1.0-8 | 0-0 | 0 | 0 | 0 |

CAREER HIGHS - DEFENSE

Tackles: 2, at Boise State (10/5/24)

TFL: 1.0, at Boise State (10/5/24)

Sack: 1.0, at Boise State (10/5/24)

GAME-BY-GAME DEFENSE

| 2024 | G/GS | U-A-T | TFL | Sack | INT | PB | QH | F/R |
|--------|------|-------|-------|-------|-----|----|----|-----|
| RMU | 0/0 | 0-0-0 | 0.0-0 | 0.0-0 | 0 | 0 | 0 | 0/0 |
| at USC | 0/0 | 0-0-0 | 0.0-0 | 0.0-0 | 0 | 0 | 0 | 0/0 |
| UTAH | 0/0 | 0-0-0 | 0.0-0 | 0.0-0 | 0 | 0 | 0 | 0/0 |
| at TU | 0/0 | 0-0-0 | 0.0-0 | 0.0-0 | 0 | 0 | 0 | 0/0 |
| at BSU | 1/0 | 2-0-2 | 1.0-8 | 1.0-8 | 0 | 0 | 0 | 0/0 |
| UNLV | 1/0 | 0-0-0 | 0.0-0 | 0.0-0 | 0 | 0 | 0 | 0/0 |
| UNM | 0/0 | 0-0-0 | 0.0-0 | 0.0-0 | 0 | 0 | 0 | 0/0 |
| at WYO | 0/0 | 0-0-0 | 0.0-0 | 0.0-0 | 0 | 0 | 0 | 0/0 |
| at WSU | 0/0 | 0-0-0 | 0.0-0 | 0.0-0 | 0 | 0 | 0 | 0/0 |
| UH | 0/0 | 0-0-0 | 0.0-0 | 0.0-0 | 0 | 0 | 0 | 0/0 |
| SDSU | 0/0 | 0-0-0 | 0.0-0 | 0.0-0 | 0 | 0 | 0 | 0/0 |
| at CSU | 0/0 | 0-0-0 | 0.0-0 | 0.0-0 | 0 | 0 | 0 | 0/0 |



42 - CLYDE WASHINGTON

ILB • 6-3 • 240 • G-SR-TR

Mount Laurel, N.J.

(Lenape HS)

(Purdue)

CAREER STATS - DEFENSE

| Year | G/GS | UA-AT-TT | TFL | Sack | INT | PB | FF | FR |
|-------|-------|----------|-------|-------|------|----|----|----|
| 2020 | 2/0 | 1-0-1 | 0.0-0 | 0.0-0 | 0-0 | 0 | 0 | 0 |
| 2021 | 13/0 | 3-3-6 | 0.0-0 | 0.0-0 | 0-0 | 0 | 0 | 0 |
| 2022 | 9/1 | 10-4-14 | 0.0-0 | 0.0-0 | 1-15 | 0 | 0 | 0 |
| 2023 | 12/3 | 11-10-21 | 0.0-0 | 0.0-0 | 0-0 | 0 | 0 | 0 |
| 2024 | 6/6 | 14-22-36 | 2.5-5 | 0.0-0 | 0-0 | 0 | 0 | 1 |
| TOTAL | 42/10 | 39-39-78 | 2.5-5 | 0.0-0 | 1-15 | 0 | 0 | 1 |

CAREER HIGHS - DEFENSE

Tackles: 11, vs. Utah (9/14/24)

TFL: 1.5, vs. Utah (9/14/24)

INT: 1, vs. Nebraska (10/15/22)

FR: 1, at USC (9/7/24)

QBH: 1, vs. Robert Morris (8/31/24)

GAME-BY-GAME DEFENSE

| 2024 | G/GS | U-A-T | TFL | Sack | INT | PB | QH | F/R |
|--------|------|--------|-------|-------|-----|----|----|-----|
| RMU | 1/1 | 0-6-6 | 0.0-0 | 0.0-0 | 0 | 0 | 1 | 0/0 |
| at USC | 1/1 | 1-2-3 | 1.0-2 | 0.0-0 | 0 | 0 | 0 | 0/1 |
| UTAH | 1/1 | 3-8-11 | 1.5-3 | 0.0-0 | 0 | 0 | 0 | 0/0 |
| at TU | 1/1 | 5-2-7 | 0.0-0 | 0.0-0 | 0 | 0 | 0 | 0/0 |
| at BSU | 1/1 | 5-2-7 | 0.0-0 | 0.0-0 | 0 | 0 | 0 | 0/0 |
| UNLV | 1/1 | 0-2-2 | 0.0-0 | 0.0-0 | 0 | 0 | 0 | 0/0 |
| UNM | 0/0 | 0-0-0 | 0.0-0 | 0.0-0 | 0 | 0 | 0 | 0/0 |
| at WYO | 0/0 | 0-0-0 | 0.0-0 | 0.0-0 | 0 | 0 | 0 | 0/0 |
| at WSU | 0/0 | 0-0-0 | 0.0-0 | 0.0-0 | 0 | 0 | 0 | 0/0 |
| UH | 0/0 | 0-0-0 | 0.0-0 | 0.0-0 | 0 | 0 | 0 | 0/0 |
| SDSU | 0/0 | 0-0-0 | 0.0-0 | 0.0-0 | 0 | 0 | 0 | 0/0 |
| at CSU | 0/0 | 0-0-0 | 0.0-0 | 0.0-0 | 0 | 0 | 0 | 0/0 |



44 - BO MAILE

DT • 6-2 • 290 • JR-2L

South Jordan, Utah

(Bingham HS)

CAREER STATS - DEFENSE

| Year | G/GS | UA-AT-TT | TFL | Sack | INT | PB | FF | FR |
|-------|------|----------|-------|-------|-----|----|----|----|
| 2022 | 11/0 | 5-2-7 | 1.0-1 | 1.0-1 | 0-0 | 0 | 0 | 0 |
| 2023 | 11/0 | 7-7-14 | 0.5-2 | 0.0-0 | 0-0 | 0 | 0 | 0 |
| 2024 | 6/1 | 2-8-10 | 0.5-2 | 0.0-0 | 0-0 | 0 | 0 | 0 |
| TOTAL | 28/1 | 14-17-31 | 2.0-5 | 1.0-1 | 0-0 | 0 | 0 | 0 |

CAREER HIGHS - DEFENSE

Tackles: 5, at Boise State (10/5/24)

TFL: 1.0, vs. San José State (11/19/22)

Sacks: 1.0, vs. San José State (11/19/22)

GAME-BY-GAME DEFENSE

| 2024 | G/GS | U-A-T | TFL | Sack | INT | PB | QH | F/R |
|--------|------|-------|-------|-------|-----|----|----|-----|
| RMU | 1/0 | 0-1-1 | 0.0-0 | 0.0-0 | 0 | 0 | 0 | 0/0 |
| at USC | 1/0 | 0-0-0 | 0.0-0 | 0.0-0 | 0 | 0 | 0 | 0/0 |
| UTAH | 1/0 | 0-1-1 | 0.5-2 | 0.0-0 | 0 | 0 | 0 | 0/0 |
| at TU | 1/0 | 0-1-1 | 0.0-0 | 0.0-0 | 0 | 0 | 0 | 0/0 |
| at BSU | 1/1 | 2-3-5 | 0.0-0 | 0.0-0 | 0 | 0 | 0 | 0/0 |
| UNLV | 1/0 | 0-2-2 | 0.0-0 | 0.0-0 | 0 | 0 | 0 | 0/0 |
| UNM | 0/0 | 0-0-0 | 0.0-0 | 0.0-0 | 0 | 0 | 0 | 0/0 |
| at WYO | 0/0 | 0-0-0 | 0.0-0 | 0.0-0 | 0 | 0 | 0 | 0/0 |
| at WSU | 0/0 | 0-0-0 | 0.0-0 | 0.0-0 | 0 | 0 | 0 | 0/0 |
| UH | 0/0 | 0-0-0 | 0.0-0 | 0.0-0 | 0 | 0 | 0 | 0/0 |
| SDSU | 0/0 | 0-0-0 | 0.0-0 | 0.0-0 | 0 | 0 | 0 | 0/0 |
| at CSU | 0/0 | 0-0-0 | 0.0-0 | 0.0-0 | 0 | 0 | 0 | 0/0 |

| 2023 | G/GS | U-A-T | TFL | Sack | INT | PB | QH | F/R |
|----------|------|-------|-------|-------|-----|----|----|-----|
| at Iowa | 1/0 | 2-1-3 | 0.0-0 | 0.0-0 | 0 | 0 | 0 | 0/0 |
| ISU | 1/0 | 0-1-1 | 0.0-0 | 0.0-0 | 0 | 0 | 0 | 0/0 |
| at AFA | 1/0 | 1-0-1 | 0.0-0 | 0.0-0 | 0 | 0 | 0 | 0/0 |
| JMU | 1/0 | 1-0-1 | 0.0-0 | 0.0-0 | 0 | 0 | 0 | 0/0 |
| at UConn | 1/0 | 0-1-1 | 0.0-0 | 0.0-0 | 0 | 0 | 0 | 0/0 |
| CSU | 1/0 | 0-0-0 | 0.0-0 | 0.0-0 | 0 | 0 | 0 | 0/0 |
| FS | 1/0 | 1-2-3 | 0.0-0 | 0.0-0 | 0 | 0 | 0 | 0/0 |
| at SJSU | 1/0 | 0-1-1 | 0.0-0 | 0.0-0 | 0 | 0 | 0 | 0/0 |
| at SDSU | 0/0 | 0-0-0 | 0.0-0 | 0.0-0 | 0 | 0 | 0 | 0/0 |
| NEV | 0/0 | 0-0-0 | 0.0-0 | 0.0-0 | 0 | 0 | 0 | 0/0 |
| BSU | 1/0 | 0-1-1 | 0.5-2 | 0.0-0 | 0 | 0 | 0 | 0/0 |
| at UNM | 1/0 | 1-0-1 | 0.0-0 | 0.0-0 | 0 | 0 | 0 | 0/0 |
| vs. GSU | 1/0 | 1-0-1 | 0.0-0 | 0.0-0 | 0 | 0 | 0 | 0/0 |

| 2022 | G/GS | U-A-T | TFL | Sack | INT | PB | QH | F/R |
|---------|------|-------|-------|-------|-----|----|----|-----|
| UConn | 0/0 | 0-0-0 | 0.0-0 | 0.0-0 | 0 | 0 | 0 | 0/0 |
| at ALA | 1/0 | 1-0-1 | 0.0-0 | 0.0-0 | 0 | 0 | 0 | 0/0 |
| WSU | 1/0 | 0-0-0 | 0.0-0 | 0.0-0 | 0 | 0 | 0 | 0/0 |
| UNLV | 1/0 | 0-0-0 | 0.0-0 | 0.0-0 | 0 | 0 | 0 | 0/0 |
| at BYU | 1/0 | 0-0-0 | 0.0-0 | 0.0-0 | 0 | 0 | 0 | 0/0 |
| AFA | 1/0 | 1-0-1 | 0.0-0 | 0.0-0 | 0 | 0 | 0 | 0/0 |
| at CSU | 0/0 | 0-0-0 | 0.0-0 | 0.0-0 | 0 | 0 | 0 | 0/0 |
| at WYO | 1/0 | 0-0-0 | 0.0-0 | 0.0-0 | 0 | 0 | 0 | 0/0 |
| UNM | 1/0 | 0-0-0 | 0.0-0 | 0.0-0 | 0 | 0 | 0 | 0/0 |
| at UH | 1/0 | 1-1-2 | 0.0-0 | 0.0-0 | 0 | 0 | 0 | 0/0 |
| SJSU | 1/0 | 1-1-2 | 1.0-1 | 1.0-1 | 0 | 0 | 0 | 0/0 |
| at BSU | 1/0 | 1-0-1 | 0.0-0 | 0.0-0 | 0 | 0 | 0 | 0/0 |
| vs. MEM | 1/0 | 0-0-0 | 0.0-0 | 0.0-0 | 0 | 0 | 0 | 0/0 |



45 - ENOKA MIGAO

DE • 6-4 • 260 • JR-2L

Temecula, Calif.

(Chaparral HS)

CAREER STATS - DEFENSE

| Year | G/GS | UA-AT-TT | TFL | Sack | INT | PB | FF | FR |
|-------|------|----------|--------|-------|-----|----|----|----|
| 2022 | 7/0 | 1-2-3 | 0.0-0 | 0.0-0 | 0-0 | 0 | 0 | 0 |
| 2023 | 13/3 | 7-15-22 | 3.0-12 | 1.0-2 | 0-0 | 0 | 0 | 0 |
| 2024 | 2/2 | 0-2-2 | 0.0-0 | 0.0-0 | 0-0 | 0 | 0 | 0 |
| TOTAL | 22/5 | 8-19-27 | 3.0-12 | 1.0-2 | 0-0 | 0 | 0 | 0 |

CAREER HIGHS - DEFENSE

Tackles: 3, vs. four opponents

TFL: 1.0, at San José State (10/21/23)

Sacks: 1.0, at San José State (10/21/23)

QBH: 1, vs. three opponents

GAME-BY-GAME DEFENSE

| 2024 | G/GS | U-A-T | TFL | Sack | INT | PB | QH | F/R |
|--------|------|-------|-------|-------|-----|----|----|-----|
| RMU | 1/1 | 0-2-2 | 0.0-0 | 0.0-0 | 0 | 0 | 1 | 0/0 |
| at USC | 1/1 | 0-0-0 | 0.0-0 | 0.0-0 | 0 | 0 | 0 | 0/0 |
| UTAH | 0/0 | 0-0-0 | 0.0-0 | 0.0-0 | 0 | 0 | 0 | 0/0 |
| at TU | 0/0 | 0-0-0 | 0.0-0 | 0.0-0 | 0 | 0 | 0 | 0/0 |
| at BSU | 0/0 | 0-0-0 | 0.0-0 | 0.0-0 | 0 | 0 | 0 | 0/0 |
| UNLV | 0/0 | 0-0-0 | 0.0-0 | 0.0-0 | 0 | 0 | 0 | 0/0 |
| UNM | 0/0 | 0-0-0 | 0.0-0 | 0.0-0 | 0 | 0 | 0 | 0/0 |
| at WYO | 0/0 | 0-0-0 | 0.0-0 | 0.0-0 | 0 | 0 | 0 | 0/0 |
| at WSU | 0/0 | 0-0-0 | 0.0-0 | 0.0-0 | 0 | 0 | 0 | 0/0 |
| UH | 0/0 | 0-0-0 | 0.0-0 | 0.0-0 | 0 | 0 | 0 | 0/0 |
| SDSU | 0/0 | 0-0-0 | 0.0-0 | 0.0-0 | 0 | 0 | 0 | 0/0 |
| at CSU | 0/0 | 0-0-0 | 0.0-0 | 0.0-0 | 0 | 0 | 0 | 0/0 |

| 2023 | G/GS | U-A-T | TFL | Sack | INT | PB | QH | F/R |
|----------|------|-------|-------|-------|-----|----|----|-----|
| at Iowa | 1/1 | 1-0-1 | 0.0-0 | 0.0-0 | 0 | 0 | 0 | 0/0 |
| ISU | 1/0 | 0-2-2 | 0.0-0 | 0.0-0 | 0 | 0 | 0 | 0/0 |
| at AFA | 1/0 | 1-0-1 | 0.0-0 | 0.0-0 | 0 | 0 | 0 | 0/0 |
| JMU | 1/0 | 0-0-0 | 0.0-0 | 0.0-0 | 0 | 0 | 0 | 0/0 |
| at UConn | 1/1 | 1-2-3 | 0.0-0 | 0.0-0 | 0 | 0 | 0 | 0/0 |
| CSU | 1/0 | 1-2-3 | 0.5-1 | 0.0-0 | 0 | 0 | 1 | 0/0 |
| FS | 1/0 | 0-0-0 | 0.0-0 | 0.0-0 | 0 | 0 | 0 | 0/0 |
| at SJSU | 1/0 | 1-2-3 | 1.0-2 | 1.0-2 | 0 | 0 | 0 | 0/0 |
| at SDSU | 1/1 | 1-1-2 | 0.5-3 | 0.0-0 | 0 | 0 | 0 | 0/0 |
| NEV | 1/0 | 0-1-1 | 0.0-0 | 0.0-0 | 0 | 0 | 1 | 0/0 |
| BSU | 1/0 | 0-3-3 | 0.5-5 | 0.0-0 | 0 | 0 | 0 | 0/0 |
| at UNM | 1/0 | 0-1-1 | 0.5-1 | 0.0-0 | 0 | 0 | 0 | 0/0 |
| vs. GSU | 1/0 | 1-0-1 | 0.0-0 | 0.0-0 | 0 | 0 | 0 | 0/0 |

CAREER HIGHS - PUNTS

Punts: 6, vs. three opponents
Avg: 49.0, at San José State (10/21/23)
Long: 75, at San José State (10/21/23)
I20: 3, vs. two opponents

CAREER STATS - KICKOFFS

| Year | No. | Yds | Avg | TB |
|--------------|----------|------------|-------------|----------|
| 2023 | 7 | 430 | 61.4 | 0 |
| 2024 | 0 | 0 | 0.0 | 0 |
| TOTAL | 7 | 430 | 61.4 | 0 |

CAREER HIGHS - KICKOFFS


Kickoffs: 4, at San Diego State (11/4/23)
Avg: 64.7, vs. Idaho State (9/9/23)

GAME-BY-GAME PUNTING

| 2024 | No. | Yds | Avg | LG | I20 |
|----------|-----|-----|------|----|-----|
| RMU | 0 | 0 | 0.0 | 0 | 0 |
| at USC | 0 | 0 | 0.0 | 0 | 0 |
| UTAH | 1 | 40 | 40.0 | 40 | 1 |
| at TU | 3 | 121 | 40.3 | 43 | 3 |
| at BSU | 0 | 0 | 0.0 | 0 | 0 |
| UNLV | 0 | 0 | 0.0 | 0 | 0 |
| UNM | 0 | 0 | 0.0 | 0 | 0 |
| at WYO | 0 | 0 | 0.0 | 0 | 0 |
| at WSU | 0 | 0 | 0.0 | 0 | 0 |
| UH | 0 | 0 | 0.0 | 0 | 0 |
| SDSU | 0 | 0 | 0.0 | 0 | 0 |
| at CSU | 0 | 0 | 0.0 | 0 | 0 |
| 2023 | No. | Yds | Avg | LG | I20 |
| at Iowa | 0 | 0 | 0.0 | 0 | 0 |
| ISU | 0 | 0 | 0.0 | 0 | 0 |
| at AFA | 0 | 0 | 0.0 | 0 | 0 |
| JMU | 0 | 0 | 0.0 | 0 | 0 |
| at UConn | 0 | 0 | 0.0 | 0 | 0 |
| CSU | 1 | 40 | 40.0 | 40 | 0 |
| FS | 4 | 167 | 41.8 | 46 | 2 |
| at SJSU | 5 | 245 | 49.0 | 75 | 1 |
| at SDSU | 6 | 251 | 41.8 | 50 | 2 |
| NEV | 6 | 279 | 46.5 | 54 | 2 |
| BSU | 6 | 256 | 42.7 | 48 | 1 |
| at UNM | 5 | 212 | 42.4 | 60 | 3 |
| vs. GSU | 5 | 192 | 38.4 | 45 | 1 |

GAME-BY-GAME KICKOFFS

| 2024 | No | Yds | Avg | TB | OB |
|----------|----|-----|------|----|----|
| RMU | 0 | 0 | 0.0 | 0 | 0 |
| at USC | 0 | 0 | 0.0 | 0 | 0 |
| UTAH | 0 | 0 | 0.0 | 0 | 0 |
| at TU | 0 | 0 | 0.0 | 0 | 0 |
| at BSU | 0 | 0 | 0.0 | 0 | 0 |
| UNLV | 0 | 0 | 0.0 | 0 | 0 |
| UNM | 0 | 0 | 0.0 | 0 | 0 |
| at WYO | 0 | 0 | 0.0 | 0 | 0 |
| at WSU | 0 | 0 | 0.0 | 0 | 0 |
| UH | 0 | 0 | 0.0 | 0 | 0 |
| SDSU | 0 | 0 | 0.0 | 0 | 0 |
| at CSU | 0 | 0 | 0.0 | 0 | 0 |
| 2023 | No | Yds | Avg | TB | OB |
| at Iowa | 0 | 0 | 0.0 | 0 | 0 |
| ISU | 3 | 194 | 64.7 | 0 | 0 |
| at AFA | 0 | 0 | 0.0 | 0 | 0 |
| JMU | 0 | 0 | 0.0 | 0 | 0 |
| at UConn | 0 | 0 | 0.0 | 0 | 0 |
| CSU | 0 | 0 | 0.0 | 0 | 0 |
| FS | 0 | 0 | 0.0 | 0 | 0 |
| at SJSU | 0 | 0 | 0.0 | 0 | 0 |
| at SDSU | 4 | 236 | 59.0 | 0 | 1 |
| NEV | 0 | 0 | 0.0 | 0 | 0 |
| BSU | 0 | 0 | 0.0 | 0 | 0 |
| at UNM | 0 | 0 | 0.0 | 0 | 0 |



48 - SENI TUIAKI
DT • 6-1 • 290 • JR-2L
Salt Lake City, Utah
(East HS)

CAREER STATS - DEFENSE

| Year | G/GS | UA-AT-TT | TFL | Sack | INT | PB | FF | FR |
|--------------------|-----------------|--------------|--------------|-------------|----------|----------|----------|----------|
| 2021 | 3/0 | 0-2-2 | 0.0-0 | 0.0-0 | 0-0 | 0 | 0 | 0 |
| 2022 | 4/1 | 5-10-15 | 2.5-5 | 0.0-0 | 0-0 | 1 | 0 | 0 |
| 2023 | 13/13 | 13-12-25 | 3.5-4 | 0.0-0 | 1-63 | 1 | 0 | 1 |
| 2024 | 2/0 | 0-0-0 | 0.0-0 | 0.0-0 | 0-0 | 0 | 0 | 0 |
| TOTAL 22/14 | 18-24-42 | 6.0-9 | 0.0-0 | 1-63 | 2 | 0 | 0 | 1 |

CAREER HIGHS - DEFENSE

Tackles: 8, vs. Weber State (9/10/22)
TFL: 1.0, vs. four opponents
INT: 1, vs. Nevada (11/11/23)
FR: 1, vs. Colorado State (10/7/23)
PBU: 1, vs. two opponents
QBH: 2, vs. two opponents
TD: 1, vs. Nevada (11/11/23)

GAME-BY-GAME DEFENSE

| 2024 | G/GS | U-A-T | TFL | Sack | INT | PB | QH | F/R |
|----------|------|-------|-------|-------|-----|----|----|-----|
| RMU | 0/0 | 0-0-0 | 0.0-0 | 0.0-0 | 0 | 0 | 0 | 0/0 |
| at USC | 0/0 | 0-0-0 | 0.0-0 | 0.0-0 | 0 | 0 | 0 | 0/0 |
| UTAH | 0/0 | 0-0-0 | 0.0-0 | 0.0-0 | 0 | 0 | 0 | 0/0 |
| at TU | 0/0 | 0-0-0 | 0.0-0 | 0.0-0 | 0 | 0 | 0 | 0/0 |
| at BSU | 1/0 | 0-0-0 | 0.0-0 | 0.0-0 | 0 | 0 | 0 | 0/0 |
| UNLV | 1/0 | 0-0-0 | 0.0-0 | 0.0-0 | 0 | 0 | 0 | 0/0 |
| UNM | 0/0 | 0-0-0 | 0.0-0 | 0.0-0 | 0 | 0 | 0 | 0/0 |
| at WYO | 0/0 | 0-0-0 | 0.0-0 | 0.0-0 | 0 | 0 | 0 | 0/0 |
| at WSU | 0/0 | 0-0-0 | 0.0-0 | 0.0-0 | 0 | 0 | 0 | 0/0 |
| UH | 0/0 | 0-0-0 | 0.0-0 | 0.0-0 | 0 | 0 | 0 | 0/0 |
| SDSU | 0/0 | 0-0-0 | 0.0-0 | 0.0-0 | 0 | 0 | 0 | 0/0 |
| at CSU | 0/0 | 0-0-0 | 0.0-0 | 0.0-0 | 0 | 0 | 0 | 0/0 |
| 2023 | G/GS | U-A-T | TFL | Sack | INT | PB | QH | F/R |
| at Iowa | 1/1 | 1-0-1 | 1.0-1 | 0.0-0 | 0 | 1 | 0 | 0/0 |
| ISU | 1/1 | 0-1-1 | 0.5-0 | 0.0-0 | 0 | 0 | 0 | 0/0 |
| at AFA | 1/1 | 2-0-2 | 0.0-0 | 0.0-0 | 0 | 0 | 0 | 0/0 |
| JMU | 1/1 | 1-0-1 | 1.0-1 | 0.0-0 | 0 | 0 | 0 | 0/0 |
| at UConn | 1/1 | 1-2-3 | 0.0-0 | 0.0-0 | 0 | 0 | 0 | 0/0 |
| CSU | 1/1 | 1-1-2 | 0.0-0 | 0.0-0 | 0 | 0 | 2 | 0/1 |
| FS | 1/1 | 1-1-2 | 0.0-0 | 0.0-0 | 0 | 0 | 0 | 0/0 |
| at SJSU | 1/1 | 2-0-2 | 0.0-0 | 0.0-0 | 0 | 0 | 0 | 0/0 |
| at SDSU | 1/1 | 1-0-1 | 1.0-2 | 0.0-0 | 0 | 0 | 0 | 0/0 |
| NEV | 1/1 | 0-5-5 | 0.0-0 | 0.0-0 | 1 | 0 | 0 | 0/0 |
| BSU | 1/1 | 0-0-0 | 0.0-0 | 0.0-0 | 0 | 0 | 0 | 0/0 |
| at UNM | 1/1 | 3-2-5 | 0.0-0 | 0.0-0 | 0 | 0 | 2 | 0/0 |
| vs. GSU | 1/1 | 0-0-0 | 0.0-0 | 0.0-0 | 0 | 0 | 0 | 0/0 |
| 2022 | G/GS | U-A-T | TFL | Sack | INT | PB | QH | F/R |
| UConn | 1/0 | 0-2-2 | 1.0-2 | 0.0-0 | 0 | 1 | 0 | 0/0 |
| at ALA | 1/0 | 2-0-2 | 1.0-2 | 0.0-0 | 0 | 0 | 0 | 0/0 |
| WSU | 1/0 | 2-6-8 | 0.5-1 | 0.0-0 | 0 | 0 | 0 | 0/0 |
| UNLV | 1/1 | 1-2-3 | 0.0-0 | 0.0-0 | 0 | 0 | 0 | 0/0 |
| at BYU | 0/0 | 0-0-0 | 0.0-0 | 0.0-0 | 0 | 0 | 0 | 0/0 |
| AFA | 0/0 | 0-0-0 | 0.0-0 | 0.0-0 | 0 | 0 | 0 | 0/0 |
| at CSU | 0/0 | 0-0-0 | 0.0-0 | 0.0-0 | 0 | 0 | 0 | 0/0 |
| at WYO | 0/0 | 0-0-0 | 0.0-0 | 0.0-0 | 0 | 0 | 0 | 0/0 |
| UNM | 0/0 | 0-0-0 | 0.0-0 | 0.0-0 | 0 | 0 | 0 | 0/0 |
| at UH | 0/0 | 0-0-0 | 0.0-0 | 0.0-0 | 0 | 0 | 0 | 0/0 |
| SJSU | 0/0 | 0-0-0 | 0.0-0 | 0.0-0 | 0 | 0 | 0 | 0/0 |
| at BSU | 0/0 | 0-0-0 | 0.0-0 | 0.0-0 | 0 | 0 | 0 | 0/0 |
| vs. MEM | 0/0 | 0-0-0 | 0.0-0 | 0.0-0 | 0 | 0 | 0 | 0/0 |
| 2021 | G/GS | U-A-T | TFL | Sack | INT | PB | QH | F/R |
| at WSU | 0/0 | 0-0-0 | 0.0-0 | 0.0-0 | 0 | 0 | 0 | 0/0 |
| UND | 1/0 | 0-1-1 | 0.0-0 | 0.0-0 | 0 | 0 | 0 | 0/0 |
| at AFA | 0/0 | 0-0-0 | 0.0-0 | 0.0-0 | 0 | 0 | 0 | 0/0 |
| BSU | 0/0 | 0-0-0 | 0.0-0 | 0.0-0 | 0 | 0 | 0 | 0/0 |
| BYU | 0/0 | 0-0-0 | 0.0-0 | 0.0-0 | 0 | 0 | 0 | 0/0 |
| at UNLV | 1/0 | 0-0-0 | 0.0-0 | 0.0-0 | 0 | 0 | 0 | 0/0 |
| CSU | 0/0 | 0-0-0 | 0.0-0 | 0.0-0 | 0 | 0 | 0 | 0/0 |

| | | | | | | | | |
|---------|-----|-------|-------|-------|---|---|---|-----|
| UH | 0/0 | 0-0-0 | 0.0-0 | 0.0-0 | 0 | 0 | 0 | 0/0 |
| at NMSU | 0/0 | 0-0-0 | 0.0-0 | 0.0-0 | 0 | 0 | 0 | 0/0 |
| at SJSU | 0/0 | 0-0-0 | 0.0-0 | 0.0-0 | 0 | 0 | 0 | 0/0 |
| WYO | 0/0 | 0-0-0 | 0.0-0 | 0.0-0 | 0 | 0 | 0 | 0/0 |
| at UNM | 1/0 | 0-1-1 | 0.0-0 | 0.0-0 | 0 | 0 | 0 | 0/0 |
| at SDSU | 0/0 | 0-0-0 | 0.0-0 | 0.0-0 | 0 | 0 | 0 | 0/0 |
| vs. OSU | 0/0 | 0-0-0 | 0.0-0 | 0.0-0 | 0 | 0 | 0 | 0/0 |



49 - JACOB GARCIA
LS • 6-0 • 250 • G-SR-3L
Anaheim, Calif.
(Serve HS)

CAREER STATS - DEFENSE

| Year | G/GS | UA-AT-TT | TFL | Sack | INT | PB | FF | FR |
|-------------------|--------------|--------------|--------------|------------|----------|----------|----------|----------|
| 2021 | 14/0 | 0-0-0 | 0.0-0 | 0.0-0 | 0-0 | 0 | 0 | 0 |
| 2022 | 13/0 | 0-1-1 | 0.0-0 | 0.0-0 | 0-0 | 0 | 0 | 0 |
| 2023 | 13/0 | 1-0-1 | 0.0-0 | 0.0-0 | 0-0 | 0 | 0 | 0 |
| 2024 | 6/0 | 0-1-1 | 0.0-0 | 0.0-0 | 0-0 | 0 | 0 | 0 |
| TOTAL 46/0 | 1-2-3 | 0.0-0 | 0.0-0 | 0-0 | 0 | 0 | 0 | 0 |

CAREER HIGHS - DEFENSE

Tackles: 1, vs. three opponents

GAME-BY-GAME DEFENSE

| 2024 | G/GS | U-A-T | TFL | Sack | INT | PB | QH | F/R |
|----------|------|-------|-------|-------|-----|----|----|-----|
| RMU | 1/0 | 0-0-0 | 0.0-0 | 0.0-0 | 0 | 0 | 0 | 0/0 |
| at USC | 1/0 | 0-0-0 | 0.0-0 | 0.0-0 | 0 | 0 | 0 | 0/0 |
| UTAH | 1/0 | 0-1-1 | 0.0-0 | 0.0-0 | 0 | 0 | 0 | 0/0 |
| at TU | 1/0 | 0-0-0 | 0.0-0 | 0.0-0 | 0 | 0 | 0 | 0/0 |
| at BSU | 1/0 | 0-0-0 | 0.0-0 | 0.0-0 | 0 | 0 | 0 | 0/0 |
| UNLV | 1/0 | 0-0-0 | 0.0-0 | 0.0-0 | 0 | 0 | 0 | 0/0 |
| UNM | 0/0 | 0-0-0 | 0.0-0 | 0.0-0 | 0 | 0 | 0 | 0/0 |
| at WYO | 0/0 | 0-0-0 | 0.0-0 | 0.0-0 | 0 | 0 | 0 | 0/0 |
| at WSU | 0/0 | 0-0-0 | 0.0-0 | 0.0-0 | 0 | 0 | 0 | 0/0 |
| UH | 0/0 | 0-0-0 | 0.0-0 | 0.0-0 | 0 | 0 | 0 | 0/0 |
| SDSU | 0/0 | 0-0-0 | 0.0-0 | 0.0-0 | 0 | 0 | 0 | 0/0 |
| at CSU | 0/0 | 0-0-0 | 0.0-0 | 0.0-0 | 0 | 0 | 0 | 0/0 |
| 2023 | G/GS | U-A-T | TFL | Sack | INT | PB | QH | F/R |
| at Iowa | 1/0 | 0-0-0 | 0.0-0 | 0.0-0 | 0 | 0 | 0 | 0/0 |
| ISU | 1/0 | 0-0-0 | 0.0-0 | 0.0-0 | 0 | 0 | 0 | 0/0 |
| at AFA | 1/0 | 0-0-0 | 0.0-0 | 0.0-0 | 0 | 0 | 0 | 0/0 |
| JMU | 1/0 | 0-0-0 | 0.0-0 | 0.0-0 | 0 | 0 | 0 | 0/0 |
| at UConn | 1/0 | 0-0-0 | 0.0-0 | 0.0-0 | 0 | 0 | 0 | 0/0 |
| CSU | 1/0 | 1-0-1 | 0.0-0 | 0.0-0 | 0 | 0 | 0 | 0/0 |
| FS | 1/0 | 0-0-0 | 0.0-0 | 0.0-0 | 0 | 0 | 0 | 0/0 |
| at SJSU | 1/0 | 0-0-0 | 0.0-0 | 0.0-0 | 0 | 0 | 0 | 0/0 |
| at SDSU | 1/0 | 0-0-0 | 0.0-0 | 0.0-0 | 0 | 0 | 0 | 0/0 |
| NEV | 1/0 | 0-0-0 | 0.0-0 | 0.0-0 | 0 | 0 | 0 | 0/0 |
| BSU | 1/0 | 0-0-0 | 0.0-0 | 0.0-0 | 0 | 0 | 0 | 0/0 |
| at UNM | 1/0 | 0-0-0 | 0.0-0 | 0.0-0 | 0 | 0 | 0 | 0/0 |
| vs. GSU | 1/0 | 0-0-0 | 0.0-0 | 0.0-0 | 0 | 0 | 0 | 0/0 |
| 2022 | G/GS | U-A-T | TFL | Sack | INT | PB | QH | F/R |
| UConn | 1/0 | 0-0-0 | 0.0-0 | 0.0-0 | 0 | 0 | 0 | 0/0 |
| at ALA | 1/0 | 0-0-0 | 0.0-0 | 0.0-0 | 0 | 0 | 0 | 0/0 |
| WSU | 1/0 | 0-0-0 | 0.0-0 | 0.0-0 | 0 | 0 | 0 | 0/0 |
| UNLV | 1/0 | 0-0-0 | 0.0-0 | 0.0-0 | 0 | 0 | 0 | 0/0 |
| at BYU | 1/0 | 0-0-0 | 0.0-0 | 0.0-0 | 0 | 0 | 0 | 0/0 |
| AFA | 1/0 | 0-0-0 | 0.0-0 | 0.0-0 | 0 | 0 | 0 | 0/0 |
| at CSU | 1/0 | 0-1-1 | 0.0-0 | 0.0-0 | 0 | 0 | 0 | 0/0 |
| at WYO | 1/0 | 0-0-0 | 0.0-0 | 0.0-0 | 0 | 0 | 0 | 0/0 |
| UNM | 1/0 | 0-0-0 | 0.0-0 | 0.0-0 | 0 | 0 | 0 | 0/0 |
| at UH | 1/0 | 0-0-0 | 0.0-0 | 0.0-0 | 0 | 0 | 0 | 0/0 |
| SJSU | 1/0 | 0-0-0 | 0.0-0 | 0.0-0 | 0 | 0 | 0 | 0/0 |
| at BSU | 1/0 | 0-0-0 | 0.0-0 | 0.0-0 | 0 | 0 | 0 | 0/0 |
| vs. MEM | 1/0 | 0-0-0 | 0.0-0 | 0.0-0 | 0 | 0 | 0 | 0/0 |
| 2021 | G/GS | U-A-T | TFL | Sack | INT | PB | QH | F/R |
| at WSU | 1/0 | 0-0-0 | 0.0-0 | 0.0-0 | 0 | 0 | 0 | 0/0 |
| UND | 1/0 | 0-0-0 | 0.0-0 | 0.0-0 | 0 | 0 | 0 | 0/0 |
| at AFA | 1/0 | 0-0-0 | 0.0-0 | 0.0-0 | 0 | 0 | 0 | 0/0 |
| BSU | 1/0 | 0-0-0 | 0.0-0 | 0.0-0 | 0 | 0 | 0 | 0/0 |
| BYU | 1/0 | 0-0-0 | 0.0-0 | 0.0-0 | 0 | 0 | 0 | 0/0 |
| at UNLV | 1/0 | 0-0-0 | 0.0-0 | 0.0-0 | 0 | 0 | 0 | 0/0 |



2024 UTAH STATE PLAYER STATS

| | | | | | | | | |
|---------|-----|-------|-------|-------|---|---|---|-----|
| CSU | 1/0 | 0-0-0 | 0.0-0 | 0.0-0 | 0 | 0 | 0 | 0/0 |
| UH | 1/0 | 0-0-0 | 0.0-0 | 0.0-0 | 0 | 0 | 0 | 0/0 |
| at NMSU | 1/0 | 0-0-0 | 0.0-0 | 0.0-0 | 0 | 0 | 0 | 0/0 |
| at SJSU | 1/0 | 0-0-0 | 0.0-0 | 0.0-0 | 0 | 0 | 0 | 0/0 |
| WYO | 1/0 | 0-0-0 | 0.0-0 | 0.0-0 | 0 | 0 | 0 | 0/0 |
| at UNM | 1/0 | 0-0-0 | 0.0-0 | 0.0-0 | 0 | 0 | 0 | 0/0 |
| at SDSU | 1/0 | 0-0-0 | 0.0-0 | 0.0-0 | 0 | 0 | 0 | 0/0 |
| vs. OSU | 0/0 | 0-0-0 | 0.0-0 | 0.0-0 | 0 | 0 | 0 | 0/0 |

**50 - LAWRENCE FALATEA****DE • 6-4 • 240 • JR-TR**

Sandy, Utah

(Alta HS)

(Washington State)

CAREER STATS - DEFENSE

| Year | G/GS | UA-AT-TT | TFL | Sack | INT | PB | FF | FR |
|--------------|-------------|----------------|---------------|---------------|------------|----------|----------|----------|
| 2021 | 1/0 | 0-1-1 | 0.0-0 | 0.0-0 | 0-0 | 0 | 0 | 0 |
| 2022 | 13/0 | 4-7-11 | 1.5-14 | 1.0-14 | 0-0 | 0 | 1 | 0 |
| 2024 | 6/3 | 3-9-12 | 2.0-10 | 2.0-10 | 0-0 | 0 | 0 | 0 |
| TOTAL | 20/3 | 7-17-24 | 3.5-24 | 3.0-24 | 0-0 | 0 | 1 | 0 |

CAREER HIGHS - DEFENSE

Tackles: 6, vs. UNLV (10/11/24)

Sacks: 1.0, vs. three opponents

TFL: 1.0, vs. two opponents

FF: 1, at Arizona (11/19/22)

QBH: 1, vs. three opponents

GAME-BY-GAME DEFENSE

| 2024 | G/GS | U-A-T | TFL | Sack | INT | PB | QH | F/R |
|--------|------|-------|-------|-------|-----|----|----|-----|
| RMU | 1/0 | 0-1-1 | 0.0-0 | 0.0-0 | 0 | 0 | 0 | 0/0 |
| at USC | 1/0 | 1-0-1 | 0.0-0 | 0.0-0 | 0 | 0 | 0 | 0/0 |
| UTAH | 1/0 | 0-0-0 | 0.0-0 | 0.0-0 | 0 | 0 | 0 | 0/0 |
| at TU | 1/1 | 1-2-3 | 0.0-0 | 0.0-0 | 0 | 0 | 0 | 0/0 |
| at BSU | 1/1 | 1-0-1 | 1.0-2 | 1.0-2 | 0 | 0 | 1 | 0/0 |
| UNLV | 1/1 | 0-6-6 | 1.0-8 | 1.0-8 | 0 | 0 | 0 | 0/0 |
| UNM | 0/0 | 0-0-0 | 0.0-0 | 0.0-0 | 0 | 0 | 0 | 0/0 |
| at WYO | 0/0 | 0-0-0 | 0.0-0 | 0.0-0 | 0 | 0 | 0 | 0/0 |
| at WSU | 0/0 | 0-0-0 | 0.0-0 | 0.0-0 | 0 | 0 | 0 | 0/0 |
| UH | 0/0 | 0-0-0 | 0.0-0 | 0.0-0 | 0 | 0 | 0 | 0/0 |
| SDSU | 0/0 | 0-0-0 | 0.0-0 | 0.0-0 | 0 | 0 | 0 | 0/0 |
| at CSU | 0/0 | 0-0-0 | 0.0-0 | 0.0-0 | 0 | 0 | 0 | 0/0 |

**51 - JARED PELE****OL • 6-5 • 300 • JR-TR**

Azle, Texas

(Brewer HS)

(Navarro JC)

CAREER STATS - OFFENSIVE LINE

| Year | G/GS | Snp | Grd | Tch | Eff. | Ass. | KD |
|------|------|-----|-----|-----|------|------|-----|
| 2024 | 5/0 | | NA | NA | NA | NA | 4.0 |

GAME-BY-GAME OFFENSIVE LINE

| 2024 | G/GS | Snp | Grd | Tch | Eff. | Ass. | KD |
|--------|------|-----|-----|-----|------|------|-----|
| RMU | 0/0 | 0 | NA | NA | NA | NA | 0.0 |
| at USC | 1/0 | 0 | NA | NA | NA | NA | 0.0 |
| UTAH | 1/0 | 0 | NA | NA | NA | NA | 0.0 |
| at TU | 1/0 | 0 | NA | NA | NA | NA | 0.0 |
| at BSU | 1/0 | 0 | NA | NA | NA | NA | 0.0 |
| UNLV | 1/0 | 0 | NA | NA | NA | NA | 0.0 |
| UNM | 0/0 | 0 | NA | NA | NA | NA | 0.0 |
| at WYO | 0/0 | 0 | NA | NA | NA | NA | 0.0 |
| at WSU | 0/0 | 0 | NA | NA | NA | NA | 0.0 |
| UH | 0/0 | 0 | NA | NA | NA | NA | 0.0 |
| SDSU | 0/0 | 0 | NA | NA | NA | NA | 0.0 |
| at CSU | 0/0 | 0 | NA | NA | NA | NA | 0.0 |

**54 - TEAGUE ANDERSEN****OL • 6-5 • 305 • SO-1L**

Lehi, Utah

(Lehi HS)

CAREER STATS - OFFENSIVE LINE

| Year | G/GS | Snp | Grd | Tch | Eff. | Ass. | KD |
|--------------|--------------|--------------|-----------|-----------|-----------|-----------|-------------|
| 2023 | 12/7 | 660 | NA | NA | NA | NA | 22.0 |
| 2024 | 6/6 | 446 | NA | NA | NA | NA | 25.0 |
| TOTAL | 18/13 | 1,106 | NA | NA | NA | NA | 47.0 |

GAME-BY-GAME OFFENSIVE LINE

| 2024 | G/GS | Snp | Grd | Tch | Eff. | Ass. | KD |
|--------|------|-----|-----|-----|------|------|-----|
| RMU | 1/1 | 71 | NA | NA | NA | NA | 4.0 |
| at USC | 1/1 | 53 | NA | NA | NA | NA | 4.0 |
| UTAH | 1/1 | 70 | NA | NA | NA | NA | 2.0 |
| at TU | 1/1 | 84 | NA | NA | NA | NA | 5.0 |
| at BSU | 1/1 | 76 | NA | NA | NA | NA | 5.0 |
| UNLV | 1/1 | 92 | NA | NA | NA | NA | 5.0 |
| UNM | 0/0 | 0 | NA | NA | NA | NA | 0.0 |
| at WYO | 0/0 | 0 | NA | NA | NA | NA | 0.0 |
| at WSU | 0/0 | 0 | NA | NA | NA | NA | 0.0 |
| UH | 0/0 | 0 | NA | NA | NA | NA | 0.0 |
| SDSU | 0/0 | 0 | NA | NA | NA | NA | 0.0 |
| at CSU | 0/0 | 0 | NA | NA | NA | NA | 0.0 |

| 2023 | G/GS | Snp | Grd | Tch | Eff. | Ass. | KD |
|----------|------|-----|-----|-----|------|------|-----|
| at Iowa | 1/0 | 12 | NA | NA | NA | NA | 0.0 |
| ISU | 1/0 | 46 | NA | NA | NA | NA | 3.0 |
| at AFA | 1/0 | 61 | NA | NA | NA | NA | 1.0 |
| JMU | 1/1 | 78 | NA | NA | NA | NA | 1.0 |
| at UConn | 1/1 | 53 | NA | NA | NA | NA | 2.0 |
| CSU | 1/1 | 86 | NA | NA | NA | NA | 4.0 |
| FS | 1/1 | 50 | NA | NA | NA | NA | 2.0 |
| at SJSU | 1/0 | 25 | NA | NA | NA | NA | 2.0 |
| at SDSU | 0/0 | 0 | NA | NA | NA | NA | 0.0 |
| NEV | 1/1 | 56 | NA | NA | NA | NA | 3.0 |
| BSU | 1/0 | 37 | NA | NA | NA | NA | 1.0 |
| at UNM | 1/1 | 84 | NA | NA | NA | NA | 2.0 |
| vs. GSU | 1/1 | 72 | NA | NA | NA | NA | 1.0 |

**55 - FALEPULE ALO****OL • 6-1 • 300 • SR-3L**

Salt Lake City, Utah

(West HS)

CAREER STATS - OFFENSIVE LINE

| Year | G/GS | Snp | Grd | Tch | Eff. | Ass. | KD |
|--------------|--------------|--------------|-----------|-----------|-----------|-----------|--------------|
| 2020 | 5/4 | 185 | NA | NA | NA | NA | 9.5 |
| 2021 | 5/3 | 238 | 78 | NA | NA | NA | 7.0 |
| 2022 | 12/0 | 555 | 81 | NA | NA | NA | 22.0 |
| 2023 | 10/8 | 650 | NA | NA | NA | NA | 39.0 |
| 2024 | 6/6 | 438 | NA | NA | NA | NA | 27.0 |
| TOTAL | 38/21 | 2,066 | 80 | NA | NA | NA | 100.5 |

GAME-BY-GAME OFFENSIVE LINE

| 2024 | G/GS | Snp | Grd | Tch | Eff. | Ass. | KD |
|--------|------|-----|-----|-----|------|------|-----|
| RMU | 1/1 | 71 | NA | NA | NA | NA | 6.0 |
| at USC | 1/1 | 43 | NA | NA | NA | NA | 4.0 |
| UTAH | 1/1 | 70 | NA | NA | NA | NA | 3.0 |
| at TU | 1/1 | 84 | NA | NA | NA | NA | 7.0 |
| at BSU | 1/1 | 76 | NA | NA | NA | NA | 4.0 |
| UNLV | 1/1 | 94 | NA | NA | NA | NA | 3.0 |
| UNM | 0/0 | 0 | NA | NA | NA | NA | 0.0 |
| at WYO | 0/0 | 0 | NA | NA | NA | NA | 0.0 |
| at WSU | 0/0 | 0 | NA | NA | NA | NA | 0.0 |
| UH | 0/0 | 0 | NA | NA | NA | NA | 0.0 |
| SDSU | 0/0 | 0 | NA | NA | NA | NA | 0.0 |
| at CSU | 0/0 | 0 | NA | NA | NA | NA | 0.0 |

| 2023 | G/GS | Snp | Grd | Tch | Eff. | Ass. | KD |
|---------|------|-----|-----|-----|------|------|-----|
| at Iowa | 1/1 | 72 | NA | NA | NA | NA | 4.0 |
| ISU | 1/1 | 58 | NA | NA | NA | NA | 5.0 |
| at AFA | 1/1 | 66 | NA | NA | NA | NA | 4.0 |

| | | | | | | | |
|----------|-----|----|----|----|----|----|-----|
| JMU | 1/1 | 83 | NA | NA | NA | NA | 4.0 |
| at UConn | 0/0 | 0 | NA | NA | NA | NA | 0.0 |
| CSU | 1/0 | 19 | NA | NA | NA | NA | 1.0 |
| FS | 1/1 | 91 | NA | NA | NA | NA | 8.0 |
| at SJSU | 0/0 | 0 | NA | NA | NA | NA | 0.0 |
| at SDSU | 0/0 | 0 | NA | NA | NA | NA | 0.0 |
| NEV | 1/0 | 29 | NA | NA | NA | NA | 2.0 |
| BSU | 1/1 | 76 | NA | NA | NA | NA | 5.0 |
| at UNM | 1/1 | 84 | NA | NA | NA | NA | 4.0 |
| vs. GSU | 1/1 | 72 | NA | NA | NA | NA | 2.0 |

| 2022 | G/GS | Snp | Grd | Tch | Eff. | Ass. | KD |
|---------|------|-----|-----|-----|------|------|-----|
| UConn | 1/0 | 53 | 80 | NA | NA | NA | 3.0 |
| at ALA | 1/0 | 46 | NA | NA | NA | NA | 3.0 |
| WSU | 1/0 | 50 | 81 | NA | NA | NA | 3.0 |
| UNLV | 1/0 | 52 | 83 | NA | NA | NA | 1.0 |
| at BYU | 1/0 | 50 | 80 | NA | NA | NA | 2.0 |
| AFA | 1/0 | 45 | NA | NA | NA | NA | 2.0 |
| at CSU | 1/0 | 54 | 88 | NA | NA | NA | 4.0 |
| at WYO | 0/0 | 0 | NA | NA | NA | NA | 0.0 |
| UNM | 1/0 | 47 | NA | NA | NA | NA | 0.0 |
| at UH | 1/0 | 33 | NA | NA | NA | NA | 1.0 |
| SJSU | 1/0 | 33 | NA | NA | NA | NA | 3.0 |
| at BSU | 1/0 | 57 | NA | NA | NA | NA | 0.0 |
| vs. MEM | 1/0 | 35 | NA | NA | NA | NA | 0.0 |

| 2021 | G/GS | Snp | Grd | Tch | Eff. | Ass. | KD |
|---------|------|-----|-----|-----|------|------|----|
| at WSU | 1/0 | NA | NA | NA | NA | NA | NA |
| UND | 1/0 | NA | NA | NA | NA | NA | NA |
| at AFA | 1/1 | NA | NA | NA | NA | NA | NA |
| BSU | 1/1 | NA | NA | NA | NA | NA | NA |
| BYU | 1/1 | NA | NA | NA | NA | NA | NA |
| at UNLV | 0/0 | 0 | NA | NA | NA | NA | 0 |
| CSU | 0/0 | 0 | NA | NA | NA | NA | 0 |
| UH | 0/0 | 0 | NA | NA | NA | NA | 0 |
| at NMSU | 0/0 | 0 | NA | NA | NA | NA | 0 |
| at SJSU | 0/0 | 0 | NA | NA | NA | NA | 0 |
| WYO | 0/0 | 0 | NA | NA | NA | NA | 0 |
| at UNM | 0/0 | 0 | NA | NA | NA | NA | 0 |
| at SDSU | 0/0 | 0 | NA | NA | NA | NA | 0 |
| vs. OSU | 0/0 | 0 | NA | NA | NA | NA | 0 |

| 2020 | G/GS | Snp | Grd | Tch | Eff. | Ass. | KD |
|--------|------|-----|-----|-----|------|------|-----|
| at BSU | 0/0 | 0 | NA | NA | NA | NA | 0 |
| SDSU | 1/0 | 2 | NA | NA | NA | NA | 1 |
| at NEV | 1/1 | 63 | NA | NA | NA | NA | 1 |
| FS | 1/1 | NA | NA | NA | NA | NA | NA |
| at WYO | 0/0 | 0 | NA | NA | NA | NA | 0 |
| UNM | 1/1 | 60 | NA | NA | NA | NA | 3.5 |
| AFA | 1/1 | 60 | NA | NA | NA | NA | 3 |
| at CSU | 0/0 | 0 | NA | NA | NA | NA | 0 |

**56 - COLE MOTES****OL • 6-5 • 300 • SR-3L**

Thatcher, Ariz.

(Thatcher HS)

CAREER STATS - OFFENSIVE LINE

| Year | G/GS | Snp | Grd | Tch | Eff. | Ass. | KD |
|--------------|--------------|--------------|-----------|-----------|-----------|-----------|-------------|
| 2021 | 9/8 | 646 | 80 | NA | NA | NA | 31.0 |
| 2022 | 12/4 | 422 | 84 | NA | NA | NA | 11.0 |
| 2023 | 10/10 | 689 | NA | NA | NA | NA | 19.0 |
| 2024 | 6/6 | 432 | NA | NA | NA | NA | 25.0 |
| TOTAL | 37/28 | 2,189 | 82 | NA | NA | NA | 86.0 |

GAME-BY-GAME OFFENSIVE LINE

| 2024 | G/GS | Snp | Grd | Tch | Eff. | Ass. | KD |
|--------|------|-----|-----|-----|------|------|-----|
| RMU | 1/1 | 71 | NA | NA | NA | NA | 6.0 |
| at USC | 1/1 | 53 | NA | NA | NA | NA | 4.0 |
| UTAH | 1/1 | 70 | NA | NA | NA | NA | 2.0 |
| at TU | 1/1 | 84 | NA | NA | NA | NA | 4.0 |
| at BSU | 1/1 | 76 | NA | NA | NA | NA | 3.0 |
| UNLV | 1/1 | 78 | NA | NA | NA | NA | 6.0 |
| UNM | 0/0 | 0 | NA | NA | NA | NA | 0.0 |
| at WYO | 0/0 | 0 | NA | NA | NA | NA | 0.0 |



| | | | | | | | |
|--------|-----|---|----|----|----|----|-----|
| at WSU | 0/0 | 0 | NA | NA | NA | NA | 0.0 |
| UH | 0/0 | 0 | NA | NA | NA | NA | 0.0 |
| SDSU | 0/0 | 0 | NA | NA | NA | NA | 0.0 |
| at CSU | 0/0 | 0 | NA | NA | NA | NA | 0.0 |

| 2023 | G/GS | Snp | Grd | Tch | Eff. | Ass. | KD |
|----------|------|-----|-----|-----|------|------|-----|
| at Iowa | 1/1 | 62 | NA | NA | NA | NA | 2.0 |
| ISU | 1/1 | 37 | NA | NA | NA | NA | 2.0 |
| at AFA | 1/1 | 66 | NA | NA | NA | NA | 1.0 |
| JMU | 1/1 | 82 | NA | NA | NA | NA | 0.0 |
| at UConn | 0/0 | 0 | NA | NA | NA | NA | 0.0 |
| CSU | 0/0 | 0 | NA | NA | NA | NA | 0.0 |
| FS | 0/0 | 0 | NA | NA | NA | NA | 0.0 |
| at SJSU | 1/1 | 64 | NA | NA | NA | NA | 2.0 |
| at SDSU | 1/1 | 81 | NA | NA | NA | NA | 2.0 |
| NEV | 1/1 | 67 | NA | NA | NA | NA | 3.0 |
| BSU | 1/1 | 76 | NA | NA | NA | NA | 4.0 |
| at UNM | 1/1 | 82 | NA | NA | NA | NA | 2.0 |
| vs. GSU | 1/1 | 72 | NA | NA | NA | NA | 1.0 |

| 2022 | G/GS | Snp | Grd | Tch | Eff. | Ass. | KD |
|---------|------|-----|-----|-----|------|------|-----|
| UCONN | 1/0 | 26 | 82 | NA | NA | NA | 2.0 |
| at ALA | 1/0 | 30 | 81 | NA | NA | NA | 2.0 |
| WSU | 1/1 | 56 | NA | NA | NA | NA | 0.0 |
| UNLV | 1/0 | 23 | 82 | NA | NA | NA | 0.0 |
| at BYU | 1/1 | 87 | NA | NA | NA | NA | 5.0 |
| AFA | 1/1 | 33 | 80 | NA | NA | NA | 0.0 |
| at CSU | 1/0 | 22 | 96 | NA | NA | NA | 1.0 |
| at WYO | 1/0 | 14 | NA | NA | NA | NA | 0.0 |
| UNM | 1/0 | 25 | NA | NA | NA | NA | 0.0 |
| at UH | 1/1 | 71 | NA | NA | NA | NA | 1.0 |
| SJSU | 0/0 | 0 | NA | NA | NA | NA | 0.0 |
| at BSU | 1/0 | 25 | NA | NA | NA | NA | 0.0 |
| vs. MEM | 1/0 | 10 | NA | NA | NA | NA | 0.0 |

| 2021 | G/GS | Snp | Grd | Tch | Eff. | Ass. | KD |
|---------|------|-----|-----|-----|------|------|----|
| at WSU | 0/0 | NA | NA | NA | NA | NA | NA |
| UND | 0/0 | NA | NA | NA | NA | NA | NA |
| at AFA | 0/0 | NA | NA | NA | NA | NA | NA |
| BSU | 0/0 | NA | NA | NA | NA | NA | NA |
| BYU | 0/0 | NA | NA | NA | NA | NA | NA |
| at UNLV | 1/1 | NA | NA | NA | NA | NA | NA |
| CSU | 1/1 | NA | NA | NA | NA | NA | NA |
| UH | 1/1 | NA | NA | NA | NA | NA | NA |
| at NMSU | 1/1 | NA | NA | NA | NA | NA | NA |
| at SJSU | 1/0 | NA | NA | NA | NA | NA | NA |
| WYO | 1/1 | NA | NA | NA | NA | NA | NA |
| at UNM | 1/1 | NA | NA | NA | NA | NA | NA |
| at SDSU | 1/1 | NA | NA | NA | NA | NA | NA |
| vs. OSU | 1/1 | NA | NA | NA | NA | NA | NA |

**56 - IOHOLANI RAASS****DE • 6-2 • 240 • JR-1L**Lehi, Utah
(Skyridge HS)
(Snow College)**CAREER STATS - DEFENSE**

| Year | G/GS | UA-AT-TT | TFL | Sack | INT | PB | FF | FR |
|--------------|------------|--------------|--------------|--------------|------------|----------|----------|----------|
| 2023 | 8/0 | 1-1-2 | 1-0-1 | 0-0-0 | 0-0 | 0 | 0 | 0 |
| 2024 | 0/0 | 0-0-0 | 0-0-0 | 0-0-0 | 0-0 | 0 | 0 | 0 |
| TOTAL | 8/0 | 0-0-0 | 0-0-0 | 0-0-0 | 0-0 | 0 | 0 | 0 |

CAREER HIGHS - DEFENSE

Tackles: 2, vs. Georgia State (12/23/23)

TFL: 1.0, vs. Georgia State (12/23/23)

GAME-BY-GAME DEFENSE

| 2024 | G/GS | U-A-T | TFL | Sack | INT | PB | QH | F/R |
|--------|------|-------|-------|-------|-----|----|----|-----|
| RMU | 0/0 | 0-0-0 | 0-0-0 | 0-0-0 | 0 | 0 | 0 | 0/0 |
| at USC | 0/0 | 0-0-0 | 0-0-0 | 0-0-0 | 0 | 0 | 0 | 0/0 |
| UTAH | 0/0 | 0-0-0 | 0-0-0 | 0-0-0 | 0 | 0 | 0 | 0/0 |
| at TU | 0/0 | 0-0-0 | 0-0-0 | 0-0-0 | 0 | 0 | 0 | 0/0 |
| at BSU | 0/0 | 0-0-0 | 0-0-0 | 0-0-0 | 0 | 0 | 0 | 0/0 |
| UNLV | 0/0 | 0-0-0 | 0-0-0 | 0-0-0 | 0 | 0 | 0 | 0/0 |
| UNM | 0/0 | 0-0-0 | 0-0-0 | 0-0-0 | 0 | 0 | 0 | 0/0 |
| at WYO | 0/0 | 0-0-0 | 0-0-0 | 0-0-0 | 0 | 0 | 0 | 0/0 |

| | | | | | | | | |
|--------|-----|-------|-------|-------|---|---|---|-----|
| at WSU | 0/0 | 0-0-0 | 0-0-0 | 0-0-0 | 0 | 0 | 0 | 0/0 |
| UH | 0/0 | 0-0-0 | 0-0-0 | 0-0-0 | 0 | 0 | 0 | 0/0 |
| SDSU | 0/0 | 0-0-0 | 0-0-0 | 0-0-0 | 0 | 0 | 0 | 0/0 |
| at CSU | 0/0 | 0-0-0 | 0-0-0 | 0-0-0 | 0 | 0 | 0 | 0/0 |


| 2023 | G/GS | U-A-T | TFL | Sack | INT | PB | QH | F/R |
|----------|------|-------|-------|-------|-----|----|----|-----|
| at Iowa | 1/0 | 0-0-0 | 0-0-0 | 0-0-0 | 0 | 0 | 0 | 0/0 |
| ISU | 1/0 | 0-0-0 | 0-0-0 | 0-0-0 | 0 | 0 | 0 | 0/0 |
| at AFA | 0/0 | 0-0-0 | 0-0-0 | 0-0-0 | 0 | 0 | 0 | 0/0 |
| JMU | 0/0 | 0-0-0 | 0-0-0 | 0-0-0 | 0 | 0 | 0 | 0/0 |
| at UConn | 0/0 | 0-0-0 | 0-0-0 | 0-0-0 | 0 | 0 | 0 | 0/0 |
| CSU | 1/0 | 0-0-0 | 0-0-0 | 0-0-0 | 0 | 0 | 0 | 0/0 |
| FS | 0/0 | 0-0-0 | 0-0-0 | 0-0-0 | 0 | 0 | 0 | 0/0 |
| at SJSU | 0/0 | 0-0-0 | 0-0-0 | 0-0-0 | 0 | 0 | 0 | 0/0 |
| at SDSU | 1/0 | 0-0-0 | 0-0-0 | 0-0-0 | 0 | 0 | 0 | 0/0 |
| NEV | 1/0 | 0-0-0 | 0-0-0 | 0-0-0 | 0 | 0 | 0 | 0/0 |
| BSU | 1/0 | 0-0-0 | 0-0-0 | 0-0-0 | 0 | 0 | 0 | 0/0 |
| at UNM | 1/0 | 0-0-0 | 0-0-0 | 0-0-0 | 0 | 0 | 0 | 0/0 |
| vs. GSU | 1/0 | 1-1-2 | 1-0-1 | 0-0-0 | 0 | 0 | 0 | 0/0 |

**57 - TREY ANDERSEN****OL • 6-6 • 285 • JR-TR**Eagle Mountain, Utah
(Lehi HS)
(Pittsburgh)**CAREER STATS - OFFENSIVE LINE**

| Year | G/GS | Snp | Grd | Tch | Eff. | Ass. | KD |
|--------------|-------------|-----------|-----------|-----------|-----------|-----------|------------|
| 2022 | 9/0 | NA | NA | NA | NA | NA | NA |
| 2023 | 12/0 | NA | NA | NA | NA | NA | NA |
| 2024 | 4/0 | 18 | NA | NA | NA | NA | 0.0 |
| TOTAL | 25/0 | 18 | NA | NA | NA | NA | 0.0 |

GAME-BY-GAME OFFENSIVE LINE

| 2024 | G/GS | Snp | Grd | Tch | Eff. | Ass. | KD |
|--------|------|-----|-----|-----|------|------|-----|
| RMU | 1/0 | 0 | NA | NA | NA | NA | 0.0 |
| at USC | 0/0 | 0 | NA | NA | NA | NA | 0.0 |
| UTAH | 0/0 | 0 | NA | NA | NA | NA | 0.0 |
| at TU | 1/0 | 0 | NA | NA | NA | NA | 0.0 |
| at BSU | 1/0 | 0 | NA | NA | NA | NA | 0.0 |
| UNLV | 1/0 | 18 | NA | NA | NA | NA | 0.0 |
| UNM | 0/0 | 0 | NA | NA | NA | NA | 0.0 |
| at WYO | 0/0 | 0 | NA | NA | NA | NA | 0.0 |
| at WSU | 0/0 | 0 | NA | NA | NA | NA | 0.0 |
| UH | 0/0 | 0 | NA | NA | NA | NA | 0.0 |
| SDSU | 0/0 | 0 | NA | NA | NA | NA | 0.0 |
| at CSU | 0/0 | 0 | NA | NA | NA | NA | 0.0 |

**59 - WILLIAM HOLMES****DE • 6-4 • 240 • FR-HS**Detroit, Mich.
(Western International HS)**CAREER STATS - DEFENSE**

| Year | G/GS | UA-AT-TT | TFL | Sack | INT | PB | FF | FR |
|------|------|----------|-------|-------|-----|----|----|----|
| 2024 | 4/0 | 0-0-0 | 0-0-0 | 0-0-0 | 0-0 | 0 | 0 | 0 |

CAREER HIGHS - DEFENSE

NA

GAME-BY-GAME DEFENSE

| 2024 | G/GS | U-A-T | TFL | Sack | INT | PB | QH | F/R |
|--------|------|-------|-------|-------|-----|----|----|-----|
| RMU | 1/0 | 0-0-0 | 0-0-0 | 0-0-0 | 0 | 0 | 0 | 0/0 |
| at USC | 1/0 | 0-0-0 | 0-0-0 | 0-0-0 | 0 | 0 | 0 | 0/0 |
| UTAH | 1/0 | 0-0-0 | 0-0-0 | 0-0-0 | 0 | 0 | 0 | 0/0 |
| at TU | 0/0 | 0-0-0 | 0-0-0 | 0-0-0 | 0 | 0 | 0 | 0/0 |
| at BSU | 0/0 | 0-0-0 | 0-0-0 | 0-0-0 | 0 | 0 | 0 | 0/0 |
| UNLV | 1/0 | 0-0-0 | 0-0-0 | 0-0-0 | 0 | 0 | 0 | 0/0 |
| UNM | 0/0 | 0-0-0 | 0-0-0 | 0-0-0 | 0 | 0 | 0 | 0/0 |
| at WYO | 0/0 | 0-0-0 | 0-0-0 | 0-0-0 | 0 | 0 | 0 | 0/0 |
| at WSU | 0/0 | 0-0-0 | 0-0-0 | 0-0-0 | 0 | 0 | 0 | 0/0 |
| UH | 0/0 | 0-0-0 | 0-0-0 | 0-0-0 | 0 | 0 | 0 | 0/0 |
| SDSU | 0/0 | 0-0-0 | 0-0-0 | 0-0-0 | 0 | 0 | 0 | 0/0 |
| at CSU | 0/0 | 0-0-0 | 0-0-0 | 0-0-0 | 0 | 0 | 0 | 0/0 |

**60 - WYATT BOWLES****OL • 6-5 • 300 • G-SR-3L**West Point, Utah
(Syracuse HS)**CAREER STATS - OFFENSIVE LINE**

| Year | G/GS | Snp | Grd | Tch | Eff. | Ass. | KD |
|--------------|--------------|--------------|-----------|-----------|-----------|-----------|-------------|
| 2018 | 4/0 | 47 | NA | NA | NA | NA | 0 |
| 2019 | 0/0 | 0 | 0 | 0 | 0 | 0 | 0 |
| 2020 | 0/0 | 0 | 0 | 0 | 0 | 0 | 0 |
| 2021 | 11/0 | NA | NA | NA | NA | NA | 0 |
| 2022 | 13/0 | 8 | 88 | NA | NA | NA | 0 |
| 2023 | 12/8 | 615 | NA | NA | NA | NA | 24.0 |
| 2024 | 6/6 | 421 | NA | NA | NA | NA | 14.0 |
| TOTAL | 46/14 | 1,091 | NA | NA | NA | NA | 38.0 |

GAME-BY-GAME OFFENSIVE LINE

| 2024 | G/GS | Snp | Grd | Tch | Eff. | Ass. | KD |
|--------|------|-----|-----|-----|------|------|-----|
| RMU | 1/1 | 62 | NA | NA | NA | NA | 3.0 |
| at USC | 1/1 | 53 | NA | NA | NA | NA | 2.0 |
| UTAH | 1/1 | 70 | NA | NA | NA | NA | 1.0 |
| at TU | 1/1 | 76 | NA | NA | NA | NA | 3.0 |
| at BSU | 1/1 | 76 | NA | NA | NA | NA | 3.0 |
| UNLV | 1/1 | 94 | NA | NA | NA | NA | 2.0 |
| UNM | 0/0 | 0 | NA | NA | NA | NA | 0.0 |
| at WYO | 0/0 | 0 | NA | NA | NA | NA | 0.0 |
| at WSU | 0/0 | 0 | NA | NA | NA | NA | 0.0 |
| UH | 0/0 | 0 | NA | NA | NA | NA | 0.0 |
| SDSU | 0/0 | 0 | NA | NA | NA | NA | 0.0 |
| at CSU | 0/0 | 0 | NA | NA | NA | NA | 0.0 |

| 2023 | G/GS | Snp | Grd | Tch | Eff. | Ass. | KD |
|----------|------|-----|-----|-----|------|------|-----|
| at Iowa | 1/0 | 0 | NA | NA | NA | NA | 0.0 |
| ISU | 1/0 | 0 | NA | NA | NA | NA | 0.0 |
| at AFA | 1/0 | 0 | NA | NA | NA | NA | 0.0 |
| JMU | 0/0 | 0 | NA | NA | NA | NA | 0.0 |
| at UConn | 1/0 | 37 | NA | NA | NA | NA | 2.0 |
| CSU | 1/1 | 86 | NA | NA | NA | NA | 4.0 |
| FS | 1/1 | 91 | NA | NA | NA | NA | 3.0 |
| at SJSU | 1/1 | 51 | NA | NA | NA | NA | 1.0 |
| at SDSU | 1/1 | 81 | NA | NA | NA | NA | 5.0 |
| NEV | 1/1 | 64 | NA | NA | NA | NA | 3.0 |
| BSU | 1/1 | 49 | NA | NA | NA | NA | 1.0 |
| at UNM | 1/1 | 84 | NA | NA | NA | NA | 3.0 |
| vs. GSU | 1/1 | 72 | NA | NA | NA | NA | 2.0 |

| 2022 | G/GS | Snp | Grd | Tch | Eff. | Ass. | KD |
|---------|------|-----|-----|-----|------|------|----|
| UCONN | 1/0 | 0 | NA | NA | NA | NA | 0 |
| at ALA | 1/0 | 8 | 88 | NA | NA | NA | 0 |
| WSU | 1/0 | 0 | NA | NA | NA | NA | 0 |
| UNLV | 1/0 | 0 | NA | NA | NA | NA | 0 |
| at BYU | 1/0 | 0 | NA | NA | NA | NA | 0 |
| AFA | 1/0 | 0 | NA | NA | NA | NA | 0 |
| at CSU | 1/0 | 0 | NA | NA | NA | NA | 0 |
| at WYO | 1/0 | 0 | NA | NA | NA | NA | 0 |
| UNM | 1/0 | 0 | NA | NA | NA | NA | 0 |
| at UH | 1/0 | 0 | NA | NA | NA | NA | 0 |
| SJSU | 1/0 | 0 | NA | NA | NA | NA | 0 |
| at BSU | 1/0 | 0 | NA | NA | NA | NA | 0 |
| vs. MEM | 1/0 | 0 | NA | NA | NA | NA | 0 |

| 2021 | G/GS | Snp | Grd | Tch | Eff. | Ass. | KD |
|---------|------|-----|-----|-----|------|------|----|
| at WSU | 1/0 | NA | NA | NA | NA | NA | NA |
| UND | 1/0 | NA | NA | NA | NA | NA | NA |
| at AFA | 0/0 | 0 | NA | NA | NA | NA | 0 |
| BSU | 0/0 | 0 | NA | NA | NA | NA | 0 |
| BYU | 0/0 | 0 | NA | NA | NA | NA | 0 |
| at UNLV | 1/0 | NA | NA | NA | NA | NA | NA |
| CSU | 1/0 | NA | NA | NA | NA | NA | NA |
| UH | 1/0 | NA | NA | NA | NA | NA | NA |
| at NMSU | 1/0 | NA | NA | NA | NA | NA | NA |
| at SJSU | 1/0 | NA | NA | NA | NA | NA | NA |
| WYO | 1/0 | NA | NA | NA | NA | NA | NA |
| at UNM | 1/0 | NA | NA | NA | NA | NA | NA |
| at SDSU | 1/0 | NA | NA | NA | NA | NA | NA |
| vs. OSU | 1/0 | NA | NA | NA | NA | NA | NA |



2024 UTAH STATE PLAYER STATS

| 2020 | G/GS | Snps | Grds | Tchs | Eff. | Ass. | KD |
|--------|------|------|------|------|------|------|----|
| at BSU | 0/0 | 0 | NA | NA | NA | NA | 0 |
| SDSU | 0/0 | 0 | NA | NA | NA | NA | 0 |
| at NEV | 0/0 | 0 | NA | NA | NA | NA | 0 |
| FS | 0/0 | 0 | NA | NA | NA | NA | 0 |
| at WYO | 0/0 | 0 | NA | NA | NA | NA | 0 |
| UNM | 0/0 | 0 | NA | NA | NA | NA | 0 |
| AFA | 0/0 | 0 | NA | NA | NA | NA | 0 |
| at CSU | 0/0 | 0 | NA | NA | NA | NA | 0 |

| 2019 | G/GS | Snps | Grds | Tchs | Eff. | Ass. | KD |
|---------|------|------|------|------|------|------|----|
| at WF | 0/0 | 0 | NA | NA | NA | NA | 0 |
| SB | 0/0 | 0 | NA | NA | NA | NA | 0 |
| at SDSU | 0/0 | 0 | NA | NA | NA | NA | 0 |
| CSU | 0/0 | 0 | NA | NA | NA | NA | 0 |
| at LSU | 0/0 | 0 | NA | NA | NA | NA | 0 |
| NEV | 0/0 | 0 | NA | NA | NA | NA | 0 |
| at AFA | 0/0 | 0 | NA | NA | NA | NA | 0 |
| BYU | 0/0 | 0 | NA | NA | NA | NA | 0 |
| at FS | 0/0 | 0 | NA | NA | NA | NA | 0 |
| WYO | 0/0 | 0 | NA | NA | NA | NA | 0 |
| BSU | 0/0 | 0 | NA | NA | NA | NA | 0 |
| at UNM | 0/0 | 0 | NA | NA | NA | NA | 0 |
| vs. KSU | 0/0 | 0 | NA | NA | NA | NA | 0 |

| 2018 | G/GS | Snps | Grds | Tchs | Eff. | Ass. | KD |
|---------|------|------|------|------|------|------|----|
| at MSU | 0/0 | 0 | NA | NA | NA | NA | 0 |
| NMSU | 1/0 | 7 | NA | NA | NA | NA | 0 |
| TTU | 1/0 | 7 | NA | NA | NA | NA | 0 |
| AFA | 0/0 | 0 | NA | NA | NA | NA | 0 |
| at BYU | 0/0 | 0 | NA | NA | NA | NA | 0 |
| UNLV | 1/0 | 9 | NA | NA | NA | NA | 0 |
| at WYO | 0/0 | 0 | NA | NA | NA | NA | 0 |
| UNM | 0/0 | 0 | NA | NA | NA | NA | 0 |
| at UH | 0/0 | 0 | NA | NA | NA | NA | 0 |
| SJSU | 1/0 | 24 | NA | NA | NA | NA | 0 |
| at CSU | 0/0 | 0 | NA | NA | NA | NA | 0 |
| at BSU | 0/0 | 0 | NA | NA | NA | NA | 0 |
| vs. UNT | 0/0 | 0 | NA | NA | NA | NA | 0 |



62 - ALOALI'I MAUI
OL • 6-1 • 305 • JR-1L
Pago Pago, American Samoa
(Tafuna HS)
(New Mexico Military Institute)

CAREER STATS - OFFENSIVE LINE


| Year | G/GS | Snps | Grds | Tchs | Eff. | Ass. | KD |
|-------|-------|-------|------|------|------|------|------|
| 2023 | 13/9 | 761 | NA | NA | NA | NA | 50.0 |
| 2024 | 6/6 | 397 | NA | NA | NA | NA | 29.0 |
| TOTAL | 19/15 | 1,158 | NA | NA | NA | NA | 79.0 |

GAME-BY-GAME OFFENSIVE LINE

| 2024 | G/GS | Snps | Grds | Tchs | Eff. | Ass. | KD |
|--------|------|------|------|------|------|------|------|
| RMU | 1/1 | 71 | NA | NA | NA | NA | 5.0 |
| at USC | 1/1 | 53 | NA | NA | NA | NA | 5.0 |
| UTAH | 1/1 | 63 | NA | NA | NA | NA | 2.0 |
| at TU | 1/1 | 72 | NA | NA | NA | NA | 2.0 |
| at BSU | 1/1 | 44 | NA | NA | NA | NA | 5.0 |
| UNLV | 1/1 | 94 | NA | NA | NA | NA | 10.0 |
| UNM | 0/0 | 0 | NA | NA | NA | NA | 0.0 |
| at WYO | 0/0 | 0 | NA | NA | NA | NA | 0.0 |
| at WSU | 0/0 | 0 | NA | NA | NA | NA | 0.0 |
| UH | 0/0 | 0 | NA | NA | NA | NA | 0.0 |
| SDSU | 0/0 | 0 | NA | NA | NA | NA | 0.0 |
| at CSU | 0/0 | 0 | NA | NA | NA | NA | 0.0 |

| 2023 | G/GS | Snps | Grds | Tchs | Eff. | Ass. | KD |
|----------|------|------|------|------|------|------|------|
| at Iowa | 1/0 | 20 | NA | NA | NA | NA | 1.0 |
| ISU | 1/0 | 61 | NA | NA | NA | NA | 2.0 |
| at AFA | 1/0 | 24 | NA | NA | NA | NA | 0.0 |
| JMU | 1/0 | 12 | NA | NA | NA | NA | 2.0 |
| at UConn | 1/1 | 53 | NA | NA | NA | NA | 4.0 |
| CSU | 1/1 | 86 | NA | NA | NA | NA | 8.0 |
| FS | 1/1 | 91 | NA | NA | NA | NA | 10.0 |
| at SJSU | 1/1 | 67 | NA | NA | NA | NA | 3.0 |

| | | | | | | | |
|---------|-----|----|----|----|----|----|-----|
| at SDSU | 1/1 | 81 | NA | NA | NA | NA | 5.0 |
| NEV | 1/1 | 59 | NA | NA | NA | NA | 5.0 |
| BSU | 1/1 | 76 | NA | NA | NA | NA | 4.0 |
| at UNM | 1/1 | 84 | NA | NA | NA | NA | 4.0 |
| vs. GSU | 1/1 | 47 | NA | NA | NA | NA | 2.0 |



63 - STEPHEN KOTSANLEE
P • 6-1 • 210 • G-SR-4L
Melbourne, Australia
(Box Hill HS)

CAREER STATS - PUNTS

| Year | GP | No. | Yds | Avg | LG | 50+ | I20 |
|-------|----|-----|-------|------|----|-----|-----|
| 2020 | 6 | 37 | 1,507 | 40.7 | 63 | 4 | 17 |
| 2021 | 14 | 53 | 2,251 | 42.5 | 54 | 9 | 19 |
| 2022 | 13 | 67 | 2,906 | 43.4 | 60 | 22 | 24 |
| 2023 | 6 | 25 | 1,086 | 43.4 | 69 | 4 | 8 |
| 2024 | 6 | 26 | 1,103 | 42.4 | 67 | 4 | 5 |
| TOTAL | 45 | 208 | 8,853 | 42.6 | 69 | 43 | 73 |

CAREER HIGHS - PUNTS

Punts: 10, vs. two opponents
Avg: 52.0, at New Mexico State (11/6/21)
Long: 69, vs. Idaho State (9/9/23)
50 + Punts: 5, at Wyoming (10/22/22)
I20: 5, vs. two opponents

CAREER STATS - PASSING

| Year | Cmp | Att | Int | Pct | Yds | TD | LG | EFF |
|-------|-----|-----|-----|-------|-----|----|----|-------|
| 2022 | 1 | 1 | 0 | 1.000 | 12 | 0 | 12 | 200.8 |
| 2023 | 1 | 1 | 0 | 1.000 | 1 | 0 | 1 | 108.4 |
| TOTAL | 2 | 2 | 0 | 1.000 | 13 | 0 | 12 | 154.6 |

CAREER HIGHS - PASSING

Attempts: 1, vs. two opponents
Completions: 1, vs. two opponents
Passing Yards: 12, vs. UNLV (9/24/22)
Long Pass: 12, vs. UNLV (9/24/22)

CAREER STATS - RUSHING

| Year | Rush | Yds | Avg | TD | Long |
|-------|------|-----|------|----|------|
| 2022 | 1 | 10 | 10.0 | 0 | 10 |
| 2023 | 0 | 0 | 0.0 | 0 | 0 |
| TOTAL | 1 | 10 | 10.0 | 0 | 10 |

CAREER HIGHS - RUSHING

Rushes: 1, vs. New Mexico (11/5/22)
Yards: 10, vs. New Mexico (11/5/22)
Long Rush: 10, vs. New Mexico (11/5/22)

GAME-BY-GAME PUNTING

| 2024 | No. | Yds | Avg | LG | I20 |
|--------|-----|-----|------|----|-----|
| RMU | 4 | 183 | 45.8 | 67 | 0 |
| at USC | 6 | 224 | 37.3 | 45 | 1 |
| UTAH | 4 | 200 | 50.0 | 58 | 0 |
| at TU | 3 | 117 | 39.0 | 43 | 1 |
| at BSU | 5 | 230 | 46.0 | 54 | 2 |
| UNLV | 4 | 149 | 37.2 | 42 | 1 |
| UNM | 0 | 0 | 0.0 | 0 | 0 |
| at WYO | 0 | 0 | 0.0 | 0 | 0 |
| at WSU | 0 | 0 | 0.0 | 0 | 0 |
| UH | 0 | 0 | 0.0 | 0 | 0 |
| SDSU | 0 | 0 | 0.0 | 0 | 0 |
| at CSU | 0 | 0 | 0.0 | 0 | 0 |


| 2023 | No. | Yds | Avg | LG | I20 |
|----------|-----|-----|------|----|-----|
| at Iowa | 6 | 266 | 44.3 | 47 | 0 |
| ISU | 3 | 136 | 45.3 | 69 | 2 |
| at AFA | 3 | 125 | 41.7 | 47 | 1 |
| JMU | 5 | 227 | 45.4 | 52 | 1 |
| at UConn | 4 | 155 | 38.8 | 45 | 2 |
| CSU | 4 | 177 | 44.2 | 51 | 2 |
| FSU | 0 | 0 | 0.0 | 0 | 0 |
| at SJSU | 0 | 0 | 0.0 | 0 | 0 |
| at SDSU | 0 | 0 | 0.0 | 0 | 0 |
| NEV | 0 | 0 | 0.0 | 0 | 0 |
| BSU | 0 | 0 | 0.0 | 0 | 0 |

| | | | | | |
|---------|---|---|-----|---|---|
| at UNM | 0 | 0 | 0.0 | 0 | 0 |
| vs. GSU | 0 | 0 | 0.0 | 0 | 0 |

| 2022 | No. | Yds | Avg | LG | I20 |
|---------|-----|-----|------|----|-----|
| UConn | 5 | 241 | 48.2 | 59 | 1 |
| at ALA | 10 | 383 | 38.3 | 60 | 4 |
| WSU | 7 | 320 | 45.7 | 58 | 5 |
| UNLV | 2 | 81 | 40.5 | 42 | 1 |
| at BYU | 4 | 151 | 37.8 | 52 | 2 |
| AFA | 2 | 85 | 42.5 | 44 | 0 |
| at CSU | 5 | 236 | 47.2 | 59 | 1 |
| at WYO | 8 | 405 | 50.6 | 59 | 3 |
| UNM | 6 | 267 | 44.5 | 58 | 1 |
| at UH | 6 | 263 | 43.8 | 54 | 2 |
| SJSU | 2 | 84 | 42.0 | 47 | 0 |
| at BSU | 5 | 202 | 40.4 | 47 | 3 |
| vs. MEM | 5 | 188 | 37.6 | 44 | 1 |

| 2021 | No. | Yds | Avg | LG | I20 |
|---------|-----|-----|------|----|-----|
| at WSU | 3 | 120 | 40.0 | 42 | 1 |
| UND | 3 | 122 | 40.7 | 52 | 2 |
| at AFA | 3 | 137 | 45.7 | 48 | 0 |
| BSU | 5 | 238 | 47.6 | 54 | 2 |
| BYU | 4 | 176 | 44.0 | 47 | 0 |
| at UNLV | 2 | 79 | 39.5 | 40 | 0 |
| CSU | 6 | 259 | 43.2 | 46 | 3 |
| UH | 2 | 71 | 35.5 | 37 | 2 |
| at NMSU | 2 | 104 | 52.0 | 53 | 0 |
| at SJSU | 4 | 143 | 35.8 | 46 | 2 |
| WYO | 5 | 219 | 43.8 | 51 | 3 |
| at UNM | 6 | 264 | 44.0 | 52 | 2 |
| at SDSU | 4 | 156 | 39.0 | 45 | 0 |
| vs. OSU | 4 | 164 | 41.0 | 51 | 2 |

| 2020 | No. | Yds | Avg | LG | I20 |
|--------|-----|-----|------|----|-----|
| at BSU | 7 | 240 | 34.3 | 39 | 1 |
| SDSU | 7 | 285 | 40.7 | 56 | 3 |
| at NEV | 10 | 425 | 42.5 | 52 | 5 |
| FS | 8 | 339 | 42.4 | 63 | 3 |
| at WYO | 0 | 0 | 0.0 | 0 | 0 |
| UNM | 2 | 85 | 42.5 | 47 | 2 |
| AFA | 3 | 133 | 44.3 | 46 | 3 |
| at CSU | 0 | 0 | 0.0 | 0 | 0 |



65 - TAVO MOTU'APUAKA
OL • 6-5 • 335 • SO-1L
Honolulu, Hawaii
(Mililani HS)

CAREER STATS - OFFENSIVE LINE

| Year | G/GS | Snps | Grds | Tchs | Eff. | Ass. | KD |
|-------|------|------|------|------|------|------|------|
| 2023 | 7/7 | 397 | NA | NA | NA | NA | 12.0 |
| 2024 | 0/0 | 0 | NA | NA | NA | NA | 0.0 |
| TOTAL | 7/7 | 397 | NA | NA | NA | NA | 12.0 |

GAME-BY-GAME OFFENSIVE LINE

| 2024 | G/GS | Snps | Grds | Tchs | Eff. | Ass. | KD |
|--------|------|------|------|------|------|------|-----|
| RMU | 0/0 | 0 | NA | NA | NA | NA | 0.0 |
| at USC | 0/0 | 0 | NA | NA | NA | NA | 0.0 |
| UTAH | 0/0 | 0 | NA | NA | NA | NA | 0.0 |
| at TU | 0/0 | 0 | NA | NA | NA | NA | 0.0 |
| at BSU | 0/0 | 0 | NA | NA | NA | NA | 0.0 |
| UNLV | 0/0 | 0 | NA | NA | NA | NA | 0.0 |
| UNM | 0/0 | 0 | NA | NA | NA | NA | 0.0 |
| at WYO | 0/0 | 0 | NA | NA | NA | NA | 0.0 |
| at WSU | 0/0 | 0 | NA | NA | NA | NA | 0.0 |
| UH | 0/0 | 0 | NA | NA | NA | NA | 0.0 |
| SDSU | 0/0 | 0 | NA | NA | NA | NA | 0.0 |
| at CSU | 0/0 | 0 | NA | NA | NA | NA | 0.0 |

| 2023 | G/GS | Snps | Grds | Tchs | Eff. | Ass. | KD |
|----------|------|------|------|------|------|------|-----|
| at Iowa | 1/1 | 59 | NA | NA | NA | NA | 1.0 |
| ISU | 1/1 | 36 | NA | NA | NA | NA | 2.0 |
| at AFA | 1/1 | 60 | NA | NA | NA | NA | 2.0 |
| JMU | 1/1 | 74 | NA | NA | NA | NA | 1.0 |
| at UConn | 0/0 | 0 | NA | NA | NA | NA | 0.0 |



| | | | | | | | |
|---------|-----|----|----|----|----|----|-----|
| CSU | 1/1 | 65 | NA | NA | NA | NA | 3.0 |
| FS | 0/0 | 0 | NA | NA | NA | NA | 0.0 |
| at SJSU | 1/1 | 34 | NA | NA | NA | NA | 1.0 |
| at SDSU | 1/1 | 69 | NA | NA | NA | NA | 2.0 |
| NEV | 0/0 | 0 | NA | NA | NA | NA | 0.0 |
| BSU | 0/0 | 0 | NA | NA | NA | NA | 0.0 |
| at UNM | 0/0 | 0 | NA | NA | NA | NA | 0.0 |
| vs. GSU | 0/0 | 0 | NA | NA | NA | NA | 0.0 |

**72 - GEORGE MAILE****OL • 6-3 • 305 • SO-TR**

West Valley City, Utah

(Bingham HS)

(Baylor)

CAREER STATS - OFFENSIVE LINE

| Year | G/GS | Snp | Grd | Tch | Eff. | Ass. | KD |
|--------------|-------------|-----------|-----------|-----------|-----------|-----------|------------|
| 2022 | 9/0 | NA | NA | NA | NA | NA | NA |
| 2023 | 12/0 | NA | NA | NA | NA | NA | NA |
| 2024 | 6/0 | 79 | NA | NA | NA | NA | 5.0 |
| TOTAL | 27/0 | 79 | NA | NA | NA | NA | 5.0 |

GAME-BY-GAME OFFENSIVE LINE

| 2024 | G/GS | Snp | Grd | Tch | Eff. | Ass. | KD |
|--------|------|-----|-----|-----|------|------|-----|
| RMU | 1/0 | 9 | NA | NA | NA | NA | 0.0 |
| at USC | 1/0 | 10 | NA | NA | NA | NA | 2.0 |
| UTAH | 1/0 | 7 | NA | NA | NA | NA | 0.0 |
| at TU | 1/0 | 20 | NA | NA | NA | NA | 1.0 |
| at BSU | 1/0 | 32 | NA | NA | NA | NA | 2.0 |
| UNLV | 1/0 | 1 | NA | NA | NA | NA | 0.0 |
| UNM | 0/0 | 0 | NA | NA | NA | NA | 0.0 |
| at WYO | 0/0 | 0 | NA | NA | NA | NA | 0.0 |
| at WSU | 0/0 | 0 | NA | NA | NA | NA | 0.0 |
| UH | 0/0 | 0 | NA | NA | NA | NA | 0.0 |
| SDSU | 0/0 | 0 | NA | NA | NA | NA | 0.0 |
| at CSU | 0/0 | 0 | NA | NA | NA | NA | 0.0 |

**73 - ELIA MIGAO****OL • 6-2 • 310 • JR-1L**

Temecula, Calif.

(Chaparral HS)

CAREER STATS - OFFENSIVE LINE

| Year | G/GS | Snp | Grd | Tch | Eff. | Ass. | KD |
|--------------|-------------|----------|-----------|-----------|-----------|-----------|----------|
| 2022 | 12/0 | 0 | NA | NA | NA | NA | 0 |
| 2023 | 1/0 | 2 | NA | NA | NA | NA | 0 |
| 2024 | 6/0 | 0 | NA | NA | NA | NA | 0 |
| TOTAL | 19/0 | 2 | NA | NA | NA | NA | 0 |

GAME-BY-GAME OFFENSIVE LINE

| 2024 | G/GS | Snp | Grd | Tch | Eff. | Ass. | KD |
|--------|------|-----|-----|-----|------|------|-----|
| RMU | 1/0 | 0 | NA | NA | NA | NA | 0.0 |
| at USC | 1/0 | 0 | NA | NA | NA | NA | 0.0 |
| UTAH | 1/0 | 0 | NA | NA | NA | NA | 0.0 |
| at TU | 1/0 | 0 | NA | NA | NA | NA | 0.0 |
| at BSU | 1/0 | 0 | NA | NA | NA | NA | 0.0 |
| UNLV | 1/0 | 0 | NA | NA | NA | NA | 0.0 |
| UNM | 0/0 | 0 | NA | NA | NA | NA | 0.0 |
| at WYO | 0/0 | 0 | NA | NA | NA | NA | 0.0 |
| at WSU | 0/0 | 0 | NA | NA | NA | NA | 0.0 |
| UH | 0/0 | 0 | NA | NA | NA | NA | 0.0 |
| SDSU | 0/0 | 0 | NA | NA | NA | NA | 0.0 |
| at CSU | 0/0 | 0 | NA | NA | NA | NA | 0.0 |

| 2023 | G/GS | Snp | Grd | Tch | Eff. | Ass. | KD |
|----------|------|-----|-----|-----|------|------|-----|
| at Iowa | 0/0 | 0 | NA | NA | NA | NA | 0.0 |
| ISU | 1/0 | 2 | NA | NA | NA | NA | 0.0 |
| at AFA | 0/0 | 0 | NA | NA | NA | NA | 0.0 |
| JMU | 0/0 | 0 | NA | NA | NA | NA | 0.0 |
| at UConn | 0/0 | 0 | NA | NA | NA | NA | 0.0 |
| CSU | 0/0 | 0 | NA | NA | NA | NA | 0.0 |
| FS | 0/0 | 0 | NA | NA | NA | NA | 0.0 |
| at SJSU | 0/0 | 0 | NA | NA | NA | NA | 0.0 |
| at SDSU | 0/0 | 0 | NA | NA | NA | NA | 0.0 |
| NEV | 0/0 | 0 | NA | NA | NA | NA | 0.0 |
| BSU | 0/0 | 0 | NA | NA | NA | NA | 0.0 |

| | | | | | | | |
|---------|-----|---|----|----|----|----|-----|
| at UNM | 0/0 | 0 | NA | NA | NA | NA | 0.0 |
| vs. GSU | 0/0 | 0 | NA | NA | NA | NA | 0.0 |

| 2022 | G/GS | Snp | Grd | Tch | Eff. | Ass. | KD |
|---------|------|-----|-----|-----|------|------|----|
| UConn | 1/0 | 0 | NA | NA | NA | NA | 0 |
| at ALA | 0/0 | 0 | NA | NA | NA | NA | 0 |
| WSU | 1/0 | 0 | NA | NA | NA | NA | 0 |
| UNLV | 1/0 | 0 | NA | NA | NA | NA | 0 |
| at BYU | 1/0 | 0 | NA | NA | NA | NA | 0 |
| AFA | 1/0 | 0 | NA | NA | NA | NA | 0 |
| at CSU | 1/0 | 0 | NA | NA | NA | NA | 0 |
| at WYO | 1/0 | 0 | NA | NA | NA | NA | 0 |
| UNM | 1/0 | 0 | NA | NA | NA | NA | 0 |
| at UH | 1/0 | 0 | NA | NA | NA | NA | 0 |
| SJSU | 1/0 | 0 | NA | NA | NA | NA | 0 |
| at BSU | 1/0 | 0 | NA | NA | NA | NA | 0 |
| vs. MEM | 1/0 | 0 | NA | NA | NA | NA | 0 |

**75 - BRYCE RADFORD****OL • 6-6 • 320 • SO-1L**

Hyde Park, Utah

(Green Canyon HS)


CAREER STATS - OFFENSIVE LINE

| Year | G/GS | Snp | Grd | Tch | Eff. | Ass. | KD |
|--------------|-------------|-----------|-----------|-----------|-----------|-----------|------------|
| 2023 | 13/1 | 63 | NA | NA | NA | NA | 4.0 |
| 2024 | 6/0 | 0 | NA | NA | NA | NA | 0.0 |
| TOTAL | 19/1 | 63 | NA | NA | NA | NA | 4.0 |

GAME-BY-GAME OFFENSIVE LINE

| 2024 | G/GS | Snp | Grd | Tch | Eff. | Ass. | KD |
|--------|------|-----|-----|-----|------|------|-----|
| RMU | 1/0 | 0 | NA | NA | NA | NA | 0.0 |
| at USC | 1/0 | 0 | NA | NA | NA | NA | 0.0 |
| UTAH | 1/0 | 0 | NA | NA | NA | NA | 0.0 |
| at TU | 1/0 | 0 | NA | NA | NA | NA | 0.0 |
| at BSU | 1/0 | 0 | NA | NA | NA | NA | 0.0 |
| UNLV | 1/0 | 0 | NA | NA | NA | NA | 0.0 |
| UNM | 0/0 | 0 | NA | NA | NA | NA | 0.0 |
| at WYO | 0/0 | 0 | NA | NA | NA | NA | 0.0 |
| at WSU | 0/0 | 0 | NA | NA | NA | NA | 0.0 |
| UH | 0/0 | 0 | NA | NA | NA | NA | 0.0 |
| SDSU | 0/0 | 0 | NA | NA | NA | NA | 0.0 |
| at CSU | 0/0 | 0 | NA | NA | NA | NA | 0.0 |

| 2023 | G/GS | Snp | Grd | Tch | Eff. | Ass. | KD |
|----------|------|-----|-----|-----|------|------|-----|
| at Iowa | 1/0 | 0 | NA | NA | NA | NA | 0.0 |
| ISU | 1/0 | 13 | NA | NA | NA | NA | 2.0 |
| at AFA | 1/0 | 0 | NA | NA | NA | NA | 0.0 |
| JMU | 1/0 | 0 | NA | NA | NA | NA | 0.0 |
| at UConn | 1/1 | 50 | NA | NA | NA | NA | 2.0 |
| CSU | 1/0 | 0 | NA | NA | NA | NA | 0.0 |
| FS | 1/0 | 0 | NA | NA | NA | NA | 0.0 |
| at SJSU | 1/0 | 0 | NA | NA | NA | NA | 0.0 |
| at SDSU | 1/0 | 0 | NA | NA | NA | NA | 0.0 |
| NEV | 1/0 | 0 | NA | NA | NA | NA | 0.0 |
| BSU | 1/0 | 0 | NA | NA | NA | NA | 0.0 |
| at UNM | 1/0 | 0 | NA | NA | NA | NA | 0.0 |
| BSU | 1/0 | 0 | NA | NA | NA | NA | 0.0 |

**81 - QUENTIN RILEY****WR • 6-1 • 190 • SO-SQ**

Meridian, Idaho

(Meridian HS)

CAREER STATS - RECEIVING

| Year | G/GS | Rec | Yds | Avg | TD | Long |
|--------------|------------|----------|----------|------------|----------|----------|
| 2023 | 1/0 | 0 | 0 | 0.0 | 0 | 0 |
| 2024 | 1/0 | 0 | 0 | 0.0 | 0 | 0 |
| TOTAL | 2/0 | 0 | 0 | 0.0 | 0 | 0 |

CAREER HIGHS - RECEIVING

NA

GAME-BY-GAME RECEIVING

| 2024 | G/GS | Rec | Yds | Avg | TD | LG |
|------|------|-----|-----|-----|----|----|
| RMU | 1/0 | 0 | 0 | 0.0 | 0 | 0 |

| | | | | | | |
|--------|-----|---|---|-----|---|---|
| at USC | 0/0 | 0 | 0 | 0.0 | 0 | 0 |
| UTAH | 0/0 | 0 | 0 | 0.0 | 0 | 0 |
| at TU | 0/0 | 0 | 0 | 0.0 | 0 | 0 |
| at BSU | 0/0 | 0 | 0 | 0.0 | 0 | 0 |
| UNLV | 0/0 | 0 | 0 | 0.0 | 0 | 0 |
| UNM | 0/0 | 0 | 0 | 0.0 | 0 | 0 |
| at WYO | 0/0 | 0 | 0 | 0.0 | 0 | 0 |
| at WSU | 0/0 | 0 | 0 | 0.0 | 0 | 0 |
| UH | 0/0 | 0 | 0 | 0.0 | 0 | 0 |
| SDSU | 0/0 | 0 | 0 | 0.0 | 0 | 0 |
| at CSU | 0/0 | 0 | 0 | 0.0 | 0 | 0 |

| 2023 | G/GS | Rec | Yds | Avg | TD | LG |
|----------|------|-----|-----|-----|----|----|
| at Iowa | 0/0 | 0 | 0 | 0.0 | 0 | 0 |
| ISU | 1/0 | 0 | 0 | 0.0 | 0 | 0 |
| at AFA | 0/0 | 0 | 0 | 0.0 | 0 | 0 |
| JMU | 0/0 | 0 | 0 | 0.0 | 0 | 0 |
| at UConn | 0/0 | 0 | 0 | 0.0 | 0 | 0 |
| CSU | 0/0 | 0 | 0 | 0.0 | 0 | 0 |
| FS | 0/0 | 0 | 0 | 0.0 | 0 | 0 |
| at SJSU | 0/0 | 0 | 0 | 0.0 | 0 | 0 |
| at SDSU | 0/0 | 0 | 0 | 0.0 | 0 | 0 |
| NEV | 0/0 | 0 | 0 | 0.0 | 0 | 0 |
| BSU | 0/0 | 0 | 0 | 0.0 | 0 | 0 |
| at UNM | 0/0 | 0 | 0 | 0.0 | 0 | 0 |
| vs. GSU | 0/0 | 0 | 0 | 0.0 | 0 | 0 |

**83 - JOSH STERZER****TE • 6-3 • 235 • G-SR-4L**

Salt Lake City, Utah

(Taylorsville HS)

CAREER STATS - RECEIVING

| Year | G/GS | Rec | Yds | Avg | TD | Long |
|--------------|--------------|-----------|------------|-------------|----------|-----------|
| 2020 | 2/1 | 0 | 0 | 0.0 | 0 | 0 |
| 2021 | 13/0 | 4 | 21 | 5.3 | 0 | 18 |
| 2022 | 11/11 | 11 | 129 | 11.7 | 1 | 68 |
| 2023 | 5/1 | 2 | 11 | 5.5 | 0 | 6 |
| 2024 | 5/1 | 4 | 40 | 10.0 | 0 | 37 |
| TOTAL | 36/14 | 21 | 211 | 10.0 | 1 | 68 |

CAREER HIGHS - RECEIVING

Receptions: 3, vs. three opponents

Yards: 68, at Hawai'i (11/12/22)

Long Catch: 68, at Hawai'i (11/12/22)

TD: 1, at Hawai'i (11/12/22)

CAREER STATS - KICKOFF RETURNS

| Year | Ret | Yds | Avg | TD | LG |
|--------------|----------|----------|------------|----------|----------|
| 2023 | 1 | 6 | 6.0 | 0 | 6 |
| 2024 | 1 | 3 | 3.0 | 0 | 3 |
| TOTAL | 2 | 9 | 4.5 | 0 | 6 |

CAREER HIGHS - KICKOFF RETURNS

Returns: 1, vs. two opponents

Yards: 6, at New Mexico (11/24/23)

Long Return: 6, at New Mexico (11/24/23)

GAME-BY-GAME RECEIVING

| 2024 | G/GS | Rec | Yds | Avg | TD | LG |
|--------|------|-----|-----|------|----|----|
| RMU | 0/0 | 0 | 0 | 0.0 | 0 | 0 |
| at USC | 1/0 | 1 | 7 | 7.0 | 0 | 7 |
| UTAH | 1/0 | 0 | 0 | 0.0 | 0 | 0 |
| at TU | 1/0 | 0 | 0 | 0.0 | 0 | 0 |
| at BSU | 1/1 | 3 | 43 | 14.3 | 0 | 37 |
| UNLV | 1/0 | 0 | 0 | 0.0 | 0 | 0 |
| UNM | 0/0 | 0 | 0 | 0.0 | 0 | 0 |
| at WYO | 0/0 | 0 | 0 | 0.0 | 0 | 0 |
| at WSU | 0/0 | 0 | 0 | 0.0 | 0 | 0 |
| UH | 0/0 | 0 | 0 | 0.0 | 0 | 0 |
| SDSU | 0/0 | 0 | 0 | 0.0 | 0 | 0 |
| at CSU | 0/0 | 0 | 0 | 0.0 | 0 | 0 |

| 2023 | G/GS | Rec | Yds | Avg | TD | LG |
|---------|------|-----|-----|-----|----|----|
| at Iowa | 0/0 | 0 | 0 | 0.0 | 0 | 0 |
| ISU | 0/0 | 0 | 0 | 0.0 | 0 | 0 |





2024 UTAH STATE PLAYER STATS

| | | | | | | |
|----------|-----|---|---|-----|---|---|
| at AFA | 0/0 | 0 | 0 | 0.0 | 0 | 0 |
| JMU | 0/0 | 0 | 0 | 0.0 | 0 | 0 |
| at UConn | 0/0 | 0 | 0 | 0.0 | 0 | 0 |
| CSU | 0/0 | 0 | 0 | 0.0 | 0 | 0 |
| FS | 0/0 | 0 | 0 | 0.0 | 0 | 0 |
| at SJSU | 0/0 | 0 | 0 | 0.0 | 0 | 0 |
| at SDSU | 1/0 | 1 | 6 | 6.0 | 0 | 6 |
| NEV | 1/0 | 0 | 0 | 0.0 | 0 | 0 |
| BSU | 1/0 | 0 | 0 | 0.0 | 0 | 0 |
| at UNM | 1/0 | 0 | 0 | 0.0 | 0 | 0 |
| vs. GSU | 1/1 | 1 | 5 | 5.0 | 0 | 5 |

| 2022 | G/GS | Rec | Yds | Avg | TD | LG |
|---------|------|-----|-----|------|----|----|
| UConn | 1/1 | 1 | 8 | 8.0 | 0 | 8 |
| at ALA | 1/1 | 0 | 0 | 0.0 | 0 | 0 |
| WSU | 1/1 | 1 | 1 | 1.0 | 0 | 1 |
| UNLV | 0/0 | 0 | 0 | 0.0 | 0 | 0 |
| at BYU | 1/1 | 0 | 0 | 0.0 | 0 | 0 |
| AFA | 1/1 | 0 | 0 | 0.0 | 0 | 0 |
| at CSU | 0/0 | 0 | 0 | 0.0 | 0 | 0 |
| at WYO | 1/1 | 1 | 13 | 13.0 | 0 | 13 |
| UNM | 1/1 | 1 | 8 | 8.0 | 0 | 8 |
| at UH | 1/1 | 1 | 68 | 68.0 | 1 | 68 |
| SJSU | 1/1 | 3 | 14 | 4.7 | 0 | 6 |
| at BSU | 1/1 | 1 | 5 | 5.0 | 0 | 5 |
| vs. MEM | 1/0 | 2 | 12 | 6.0 | 0 | 11 |

| 2021 | G/GS | Rec | Yds | Avg | TD | LG |
|---------|------|-----|-----|-----|----|----|
| at WSU | 1/0 | 1 | 0 | 0.0 | 0 | 0 |
| UND | 1/0 | 0 | 0 | 0.0 | 0 | 0 |
| at AFA | 1/0 | 3 | 21 | 7.0 | 0 | 18 |
| BSU | 1/0 | 0 | 0 | 0.0 | 0 | 0 |
| BYU | 1/0 | 0 | 0 | 0.0 | 0 | 0 |
| at UNLV | 1/0 | 0 | 0 | 0.0 | 0 | 0 |
| CSU | 1/0 | 0 | 0 | 0.0 | 0 | 0 |
| UH | 1/0 | 0 | 0 | 0.0 | 0 | 0 |
| at NMSU | 1/0 | 0 | 0 | 0.0 | 0 | 0 |
| at SJSU | 1/0 | 0 | 0 | 0.0 | 0 | 0 |
| WYO | 1/0 | 0 | 0 | 0.0 | 0 | 0 |
| at UNM | 0/0 | 0 | 0 | 0.0 | 0 | 0 |
| at SDSU | 1/0 | 0 | 0 | 0.0 | 0 | 0 |
| vs. OSU | 1/0 | 0 | 0 | 0.0 | 0 | 0 |

| 2020 | G/GS | Rec | Yds | Avg | TD | LG |
|--------|------|-----|-----|-----|----|----|
| at BSU | 0/0 | 0 | 0 | 0.0 | 0 | 0 |
| SDSU | 0/0 | 0 | 0 | 0.0 | 0 | 0 |
| at NEV | 0/0 | 0 | 0 | 0.0 | 0 | 0 |
| FS | 0/0 | 0 | 0 | 0.0 | 0 | 0 |
| at WYO | 0/0 | 0 | 0 | 0.0 | 0 | 0 |
| UNM | 1/0 | 0 | 0 | 0.0 | 0 | 0 |
| AFA | 1/1 | 0 | 0 | 0.0 | 0 | 0 |
| at CSU | 0/0 | 0 | 0 | 0.0 | 0 | 0 |

**86 - WILL MONNEY**

TE • 6-4 • 230 • SO-1L

Springville, Utah

(Springville HS)

CAREER STATS - RECEIVING

| Year | G/GS | Rec | Yds | Avg | TD | Long |
|-------|------|-----|-----|------|----|------|
| 2023 | 12/1 | 1 | 3 | 3.0 | 0 | 3 |
| 2024 | 6/0 | 4 | 62 | 15.5 | 0 | 31 |
| TOTAL | 17/1 | 5 | 65 | 13.0 | 0 | 31 |

CAREER HIGHS - RECEIVING

Receptions: 2, vs. UNLV (10/11/24)

Yards: 31, vs. Robert Morris (8/31/24)

Long Catch: 31, vs. Robert Morris (8/31/24)

GAME-BY-GAME RECEIVING

| 2024 | G/GS | Rec | Yds | Avg | TD | LG |
|--------|------|-----|-----|------|----|----|
| RMU | 1/0 | 1 | 31 | 31.0 | 0 | 31 |
| at USC | 1/0 | 0 | 0 | 0.0 | 0 | 0 |
| UTAH | 1/0 | 0 | 0 | 0.0 | 0 | 0 |
| at TU | 1/0 | 1 | 5 | 5.0 | 0 | 5 |
| at BSU | 1/0 | 0 | 0 | 0.0 | 0 | 0 |
| UNLV | 1/0 | 2 | 26 | 13.0 | 0 | 17 |

| | | | | | | |
|--------|-----|---|---|-----|---|---|
| UNM | 0/0 | 0 | 0 | 0.0 | 0 | 0 |
| at WYO | 0/0 | 0 | 0 | 0.0 | 0 | 0 |
| at WSU | 0/0 | 0 | 0 | 0.0 | 0 | 0 |
| UH | 0/0 | 0 | 0 | 0.0 | 0 | 0 |
| SDSU | 0/0 | 0 | 0 | 0.0 | 0 | 0 |
| at CSU | 0/0 | 0 | 0 | 0.0 | 0 | 0 |

| 2023 | G/GS | Rec | Yds | Avg | TD | LG |
|----------|------|-----|-----|-----|----|----|
| at Iowa | 1/0 | 0 | 0 | 0.0 | 0 | 0 |
| ISU | 1/1 | 1 | 3 | 3.0 | 0 | 3 |
| at AFA | 1/0 | 0 | 0 | 0.0 | 0 | 0 |
| JMU | 1/0 | 0 | 0 | 0.0 | 0 | 0 |
| at UConn | 1/0 | 0 | 0 | 0.0 | 0 | 0 |
| CSU | 1/0 | 0 | 0 | 0.0 | 0 | 0 |
| FS | 1/0 | 0 | 0 | 0.0 | 0 | 0 |
| at SJSU | 0/0 | 0 | 0 | 0.0 | 0 | 0 |
| at SDSU | 1/0 | 0 | 0 | 0.0 | 0 | 0 |
| NEV | 1/0 | 0 | 0 | 0.0 | 0 | 0 |
| BSU | 1/0 | 0 | 0 | 0.0 | 0 | 0 |
| at UNM | 1/0 | 0 | 0 | 0.0 | 0 | 0 |
| vs. GSU | 1/0 | 0 | 0 | 0.0 | 0 | 0 |

**87 - BROC LANE**

TE • 6-4 • 245 • G-SR-3L

Gilbert, Ariz.

(Perry HS)

CAREER STATS - RECEIVING

| Year | G/GS | Rec | Yds | Avg | TD | Long |
|-------|-------|-----|-----|-----|----|------|
| 2020 | 6/0 | 2 | 9 | 4.5 | 0 | 5 |
| 2021 | 0/0 | 0 | 0 | 0.0 | 0 | 0 |
| 2022 | 9/0 | 6 | 39 | 6.5 | 1 | 16 |
| 2023 | 11/10 | 21 | 208 | 9.9 | 1 | 27 |
| 2024 | 6/5 | 15 | 146 | 9.7 | 2 | 20 |
| TOTAL | 32/15 | 44 | 393 | 8.9 | 4 | 27 |

CAREER HIGHS - RECEIVING

Receptions: 5, vs. two opponents

Yards: 47, vs. Fresno State (10/13/23)

Long Catch: 27, vs. Fresno State (10/13/23)

TD: 1, vs. four opponents

CAREER STATS - KICKOFF RETURNS

| Year | Ret | Yds | Avg | TD | LG |
|-------|-----|-----|-----|----|----|
| 2022 | 5 | 38 | 7.6 | 0 | 14 |
| 2023 | 0 | 0 | 0.0 | 0 | 0 |
| TOTAL | 5 | 38 | 7.6 | 0 | 14 |

CAREER HIGHS - KICKOFF RETURNS

Returns: 4, vs. San José State (11/19/22)

Yards: 24, vs. San José State (11/19/22)

Long Return: 14, at Boise State (11/25/22)

GAME-BY-GAME RECEIVING

| 2024 | G/GS | Rec | Yds | Avg | TD | LG |
|--------|------|-----|-----|------|----|----|
| RMU | 1/1 | 2 | 14 | 7.0 | 0 | 13 |
| at USC | 1/1 | 3 | 27 | 9.0 | 0 | 16 |
| UTAH | 1/1 | 3 | 42 | 14.0 | 1 | 20 |
| at TU | 1/1 | 2 | 18 | 9.0 | 0 | 0 |
| at BSU | 1/0 | 0 | 0 | 0.0 | 0 | 0 |
| UNLV | 1/1 | 5 | 45 | 9.0 | 1 | 15 |
| UNM | 0/0 | 0 | 0 | 0.0 | 0 | 0 |
| at WYO | 0/0 | 0 | 0 | 0.0 | 0 | 0 |
| at WSU | 0/0 | 0 | 0 | 0.0 | 0 | 0 |
| UH | 0/0 | 0 | 0 | 0.0 | 0 | 0 |
| SDSU | 0/0 | 0 | 0 | 0.0 | 0 | 0 |
| at CSU | 0/0 | 0 | 0 | 0.0 | 0 | 0 |

| 2023 | G/GS | Rec | Yds | Avg | TD | LG |
|----------|------|-----|-----|------|----|----|
| at Iowa | 0/0 | 0 | 0 | 0.0 | 0 | 0 |
| ISU | 1/0 | 1 | 8 | 8.0 | 0 | 8 |
| at AFA | 1/1 | 5 | 40 | 8.0 | 0 | 12 |
| JMU | 1/1 | 2 | 17 | 8.5 | 0 | 11 |
| at UConn | 1/1 | 3 | 24 | 8.0 | 0 | 9 |
| CSU | 1/1 | 0 | 0 | 0.0 | 0 | 0 |
| FS | 1/1 | 4 | 47 | 11.8 | 0 | 27 |

| | | | | | | |
|---------|-----|---|----|------|---|----|
| at SJSU | 1/1 | 1 | 12 | 12.0 | 0 | 12 |
| at SDSU | 1/1 | 2 | 19 | 9.5 | 0 | 14 |
| NEV | 1/1 | 2 | 22 | 11.0 | 1 | 18 |
| BSU | 1/1 | 1 | 19 | 19.0 | 0 | 19 |
| at UNM | 1/1 | 0 | 0 | 0.0 | 0 | 0 |
| vs. GSU | 0/0 | 0 | 0 | 0.0 | 0 | 0 |

| 2022 | G/GS | Rec | Yds | Avg | TD | LG |
|---------|------|-----|-----|------|----|----|
| UConn | 0/0 | 0 | 0 | 0.0 | 0 | 0 |
| at ALA | 0/0 | 0 | 0 | 0.0 | 0 | 0 |
| WSU | 1/0 | 0 | 0 | 0.0 | 0 | 0 |
| UNLV | 1/0 | 3 | 14 | 4.7 | 0 | 8 |
| at BYU | 1/0 | 0 | 0 | 0.0 | 0 | 0 |
| AFA | 0/0 | 0 | 0 | 0.0 | 0 | 0 |
| at CSU | 0/0 | 0 | 0 | 0.0 | 0 | 0 |
| at WYO | 1/0 | 0 | 0 | 0.0 | 0 | 0 |
| UNM | 1/0 | 0 | 0 | 0.0 | 0 | 0 |
| at UH | 1/0 | 1 | 16 | 16.0 | 1 | 16 |
| SJSU | 1/0 | 1 | 7 | 7.0 | 0 | 7 |
| at BSU | 1/0 | 1 | 2 | 2.0 | 0 | 2 |
| vs. MEM | 1/0 | 0 | 0 | 0.0 | 0 | 0 |

| 2021 | G/GS | Rec | Yds | Avg | TD | LG |
|---------|------|-----|-----|-----|----|----|
| at WSU | 0/0 | 0 | 0 | 0.0 | 0 | 0 |
| UND | 0/0 | 0 | 0 | 0.0 | 0 | 0 |
| at AFA | 0/0 | 0 | 0 | 0.0 | 0 | 0 |
| BSU | 0/0 | 0 | 0 | 0.0 | 0 | 0 |
| BYU | 0/0 | 0 | 0 | 0.0 | 0 | 0 |
| at UNLV | 0/0 | 0 | 0 | 0.0 | 0 | 0 |
| CSU | 0/0 | 0 | 0 | 0.0 | 0 | 0 |
| UH | 0/0 | 0 | 0 | 0.0 | 0 | 0 |
| at NMSU | 0/0 | 0 | 0 | 0.0 | 0 | 0 |
| at SJSU | 0/0 | 0 | 0 | 0.0 | 0 | 0 |
| WYO | 0/0 | 0 | 0 | 0.0 | 0 | 0 |
| at UNM | 0/0 | 0 | 0 | 0.0 | 0 | 0 |
| at SDSU | 0/0 | 0 | 0 | 0.0 | 0 | 0 |
| vs. OSU | 0/0 | 0 | 0 | 0.0 | 0 | 0 |

| 2020 | G/GS | Rec | Yds | Avg | TD | LG |
|--------|------|-----|-----|-----|----|----|
| at BSU | 1/0 | 0 | 0 | 0.0 | 0 | 0 |
| SDSU | 1/0 | 2 | 9 | 4.5 | 0 | 5 |
| at NEV | 1/0 | 0 | 0 | 0.0 | 0 | 0 |
| FS | 1/0 | 0 | 0 | 0.0 | 0 | 0 |
| at WYO | 0/0 | 0 | 0 | 0.0 | 0 | 0 |
| UNM | 1/0 | 0 | 0 | 0.0 | 0 | 0 |
| AFA | 1/0 | 0 | 0 | 0.0 | 0 | 0 |
| at CSU | 0/0 | 0 | 0 | 0.0 | 0 | 0 |

**88 - TANNER CRAGUN**

PK • 6-2 • 195 • FR-RS

Frisco, Texas

(Wakeland HS)

(Utah)

CAREER STATS - KICKING

| Year | FGM-A | PCT | 10-19 | 20-29 | 30-39 | 40-49 | 50+ |
|------|-------|-------|-------|-------|-------|-------|-----|
| 2024 | 1-1 | 1.000 | 0-0 | 0-0 | 1-1 | 0-0 | 0-0 |

CAREER HIGHS - KICKING

FG: 1, at Boise State (10/5/24)

FG Att: 1, at Boise State (10/5/24)

Long: 36, at Boise State (10/5/24)

PATs: 4, vs. UNLV (10/11/24)

PATs Att: 4, vs. UNLV (10/11/24)

CAREER STATS - SCORING

| Year | PAT | FG | TD | Total | AVG/G |
|------|-----|----|----|-------|-------|
| 2024 | 7 | 1 | 0 | 10 | 5.0 |

CAREER STATS - POINTS

Points: 6, at Boise State (10/5/24)



**89 - ELLIOTT NIMROD****PK • 6-0 • 185 • G-SR-3L**

Bentonville, Ark.

(Bentonville HS)

(Arkansas State)

CAREER STATS - KICKING

| Year | FGM-A | PCT | 10-19 | 20-29 | 30-39 | 40-49 | 50+ |
|--------------|--------------|-------------|------------|------------|-------------|------------|------------|
| 2023 | 11-14 | .786 | 0-0 | 3-3 | 6-8 | 2-3 | 0-0 |
| 2024 | 3-7 | .429 | 0-0 | 0-1 | 1-2 | 1-2 | 1-2 |
| TOTAL | 14-21 | .667 | 0-0 | 3-4 | 7-10 | 3-5 | 1-2 |

CAREER HIGHS - KICKING

FG: 3, vs. Robert Morris (8/31/24)

FG Att: 3, vs. Robert Morris (8/31/24)

Long: 50, vs. Robert Morris (8/31/24)

PATs: 5 vs. three opponents

PATs Att: 6 vs. two opponents

CAREER STATS - KICKOFFS

| Year | GP | No. | Yds | Avg | TB |
|--------------|-----------|------------|---------------|-------------|------------|
| 2020 | 7 | 35 | 1,752 | 50.1 | 8 |
| 2021 | 14 | 85 | 4,909 | 57.8 | 31 |
| 2022 | 13 | 58 | 3,492 | 60.2 | 22 |
| 2023 | 12 | 65 | 3,923 | 60.4 | 31 |
| 2024 | 6 | 28 | 1,666 | 59.5 | 16 |
| TOTAL | 52 | 270 | 15,677 | 58.1 | 108 |

CAREER HIGHS - KICKOFFS

Kickoffs: 10, vs. Georgia State (10/15/20)

Avg: 65.2, vs. Hawai'i (10/30/21)

Touchbacks: 8, vs. Robert Morris (8/31/24)

CAREER STATS - SCORING

| Year | PAT | FG | TD | Total | AVG/G |
|--------------|-----------|-----------|----------|-----------|------------|
| 2023 | 41 | 11 | 1 | 80 | 6.7 |
| 2024 | 9 | 3 | 0 | 18 | 4.5 |
| TOTAL | 50 | 14 | 1 | 98 | 2.0 |

CAREER STATS - POINTS

Points: 14, vs. James Madison (9/23/23)

CAREER STATS - RUSHING

| Year | Rush | Yds | Avg | TD | Long |
|--------------|----------|-----------|-------------|----------|-----------|
| 2023 | 1 | 18 | 18.0 | 1 | 18 |
| 2024 | 1 | 10 | 10.0 | 0 | 10 |
| TOTAL | 2 | 28 | 14.0 | 1 | 18 |

CAREER HIGHS - RUSHING

Rushes: 1, vs. two opponents

Yards: 18, vs. James Madison (9/23/23)

TD: 1, vs. James Madison (9/23/23)

Long Rush: 18, vs. James Madison (9/23/23)

GAME-BY-GAME KICKOFFS

| 2024 | No | Yds | Avg | TB | OB |
|--------|----|-----|------|----|----|
| RMU | 8 | 520 | 65.0 | 8 | 0 |
| at USC | 1 | 65 | 65.0 | 0 | 0 |
| UTAH | 4 | 250 | 62.5 | 3 | 0 |
| at TU | 5 | 237 | 47.4 | 0 | 0 |
| at BSU | 5 | 289 | 57.8 | 3 | 1 |
| UNLV | 5 | 305 | 61.0 | 2 | 1 |
| UNM | 0 | 0 | 0.0 | 0 | 0 |
| at WYO | 0 | 0 | 0.0 | 0 | 0 |
| at WSU | 0 | 0 | 0.0 | 0 | 0 |
| UH | 0 | 0 | 0.0 | 0 | 0 |
| SDSU | 0 | 0 | 0.0 | 0 | 0 |
| at CSU | 0 | 0 | 0.0 | 0 | 0 |

| 2023 | No | Yds | Avg | TB | OB |
|----------|----|-----|------|----|----|
| at Iowa | 3 | 188 | 62.7 | 2 | 0 |
| ISU | 9 | 584 | 64.9 | 6 | 0 |
| at AFA | 3 | 172 | 57.3 | 2 | 0 |
| JMU | 7 | 451 | 64.4 | 5 | 0 |
| at UConn | 7 | 371 | 53.0 | 1 | 0 |
| CSU | 8 | 488 | 61.0 | 2 | 0 |
| FS | 5 | 315 | 63.0 | 2 | 0 |
| at SJSU | 3 | 132 | 44.0 | 1 | 0 |

| | | | | | |
|---------|---|-----|------|---|---|
| at SDSU | 0 | 0 | 0.0 | 0 | 0 |
| NEV | 8 | 479 | 59.9 | 4 | 0 |
| BSU | 3 | 191 | 63.7 | 1 | 0 |
| at UNM | 6 | 357 | 59.5 | 3 | 1 |
| vs. GSU | 3 | 195 | 65.0 | 2 | 0 |

| 2022 | No | Yds | Avg | TB | OB |
|---------|----|-----|------|----|----|
| UConn | 6 | 367 | 61.2 | 2 | 0 |
| at ALA | 1 | 48 | 48.0 | 0 | 0 |
| WSU | 2 | 122 | 61.0 | 0 | 0 |
| UNLV | 4 | 193 | 48.2 | 1 | 1 |
| at BYU | 5 | 324 | 64.0 | 1 | 0 |
| AFA | 7 | 440 | 62.9 | 3 | 0 |
| at CSU | 4 | 228 | 57.0 | 2 | 0 |
| at WYO | 3 | 195 | 65.0 | 2 | 0 |
| UNM | 6 | 390 | 65.0 | 5 | 0 |
| at UH | 8 | 493 | 61.6 | 5 | 1 |
| SJSU | 6 | 342 | 57.0 | 0 | 2 |
| at BSU | 4 | 222 | 55.0 | 0 | 2 |
| vs. MEM | 2 | 128 | 64.0 | 1 | 0 |

| 2021 | No | Yds | Avg | TB | OB |
|---------|----|-----|------|----|----|
| at WSU | 6 | 358 | 59.7 | 3 | 0 |
| UND | 9 | 508 | 56.4 | 2 | 1 |
| at AFA | 7 | 423 | 60.4 | 3 | 0 |
| BSU | 2 | 100 | 50.0 | 1 | 0 |
| BYU | 5 | 306 | 61.2 | 2 | 0 |
| at UNLV | 5 | 295 | 59.0 | 3 | 0 |
| CSU | 6 | 369 | 61.5 | 2 | 0 |
| UH | 9 | 587 | 65.2 | 7 | 0 |
| at NMSU | 6 | 390 | 65.0 | 6 | 0 |
| at SJSU | 8 | 442 | 55.3 | 0 | 0 |
| WYO | 4 | 241 | 60.2 | 1 | 0 |
| at UNM | 6 | 272 | 45.3 | 1 | 0 |
| at SDSU | 8 | 393 | 49.0 | 0 | 0 |
| vs. OSU | 5 | 268 | 53.6 | 0 | 0 |

GAME-BY-GAME RUSHING

| 2024 | Att | Yds | Avg | TD | LG |
|--------|-----|-----|------|----|----|
| RMU | 0 | 0 | 0.0 | 0 | 0 |
| at USC | 0 | 0 | 0.0 | 0 | 0 |
| UTAH | 0 | 0 | 0.0 | 0 | 0 |
| at TU | 0 | 0 | 0.0 | 0 | 0 |
| at BSU | 0 | 0 | 0.0 | 0 | 0 |
| UNLV | 1 | 10 | 10.0 | 0 | 10 |
| UNM | 0 | 0 | 0.0 | 0 | 0 |
| at WYO | 0 | 0 | 0.0 | 0 | 0 |
| at WSU | 0 | 0 | 0.0 | 0 | 0 |
| UH | 0 | 0 | 0.0 | 0 | 0 |
| SDSU | 0 | 0 | 0.0 | 0 | 0 |
| at CSU | 0 | 0 | 0.0 | 0 | 0 |

| 2023 | G | Att | Yds | Avg | TD | LG |
|----------|---|-----|-----|------|----|----|
| at Iowa | 1 | 0 | 0 | 0.0 | 0 | 0 |
| ISU | 1 | 0 | 0 | 0.0 | 0 | 0 |
| at AFA | 1 | 0 | 0 | 0.0 | 0 | 0 |
| JMU | 1 | 1 | 18 | 18.0 | 1 | 18 |
| at UConn | 1 | 0 | 0 | 0.0 | 0 | 0 |
| CSU | 1 | 0 | 0 | 0.0 | 0 | 0 |
| FS | 1 | 0 | 0 | 0.0 | 0 | 0 |
| at SJSU | 1 | 0 | 0 | 0.0 | 0 | 0 |
| at SDSU | 0 | 0 | 0 | 0.0 | 0 | 0 |
| NEV | 1 | 0 | 0 | 0.0 | 0 | 0 |
| BSU | 1 | 0 | 0 | 0.0 | 0 | 0 |
| at UNM | 0 | 0 | 0 | 0.0 | 0 | 0 |
| vs. GSU | 1 | 0 | 0 | 0.0 | 0 | 0 |

**90 - ISAAH BRUCE****DT • 6-1 • 280 • JR-JC**

Lena, Ill.

(Lena-Winslow HS)

(Iowa Central CC)

CAREER STATS - DEFENSE

| Year | G/GS | UA-AT-TT | TFL | Sack | INT | PB | FF | FR |
|------|------|----------|-------|-------|-----|----|----|----|
| 2024 | 5/0 | 2-2-4 | 0.5-0 | 0-0-0 | 0-0 | 0 | 0 | 0 |

CAREER HIGHS - DEFENSE

Tackles: 2, at Boise State (10/5/24)

TFL: 0.5, vs. UNLV (10/11/24)

GAME-BY-GAME DEFENSE

| 2024 | G/GS | U-A-T | TFL | Sack | INT | PB | QH | F/R |
|--------|------|-------|-------|-------|-----|----|----|-----|
| RMU | 1/0 | 0-0-0 | 0-0-0 | 0-0-0 | 0 | 0 | 0 | 0/0 |
| at USC | 1/0 | 0-0-0 | 0-0-0 | 0-0-0 | 0 | 0 | 0 | 0/0 |
| UTAH | 1/0 | 1-0-1 | 0-0-0 | 0-0-0 | 0 | 0 | 0 | 0/0 |
| at TU | 0/0 | 0-0-0 | 0-0-0 | 0-0-0 | 0 | 0 | 0 | 0/0 |
| at BSU | 1/0 | 1-1-2 | 0-0-0 | 0-0-0 | 0 | 0 | 0 | 0/0 |
| UNLV | 1/0 | 0-1-1 | 0.5-0 | 0-0-0 | 0 | 0 | 0 | 0/0 |
| UNM | 0/0 | 0-0-0 | 0-0-0 | 0-0-0 | 0 | 0 | 0 | 0/0 |
| at WYO | 0/0 | 0-0-0 | 0-0-0 | 0-0-0 | 0 | 0 | 0 | 0/0 |
| at WSU | 0/0 | 0-0-0 | 0-0-0 | 0-0-0 | 0 | 0 | 0 | 0/0 |
| UH | 0/0 | 0-0-0 | 0-0-0 | 0-0-0 | 0 | 0 | 0 | 0/0 |
| SDSU | 0/0 | 0-0-0 | 0-0-0 | 0-0-0 | 0 | 0 | 0 | 0/0 |
| at CSU | 0/0 | 0-0-0 | 0-0-0 | 0-0-0 | 0 | 0 | 0 | 0/0 |

**94 - SIOLAA LOLOHEA****DT • 6-3 • 305 • FR-RS**

Euless, Texas

(Trinity HS)

(Oklahoma State)

CAREER STATS - DEFENSE

| Year | G/GS | UA-AT-TT | TFL | Sack | INT | PB | FF | FR |
|------|------|----------|-------|-------|-----|----|----|----|
| 2024 | 2/0 | 4-0-4 | 1.0-2 | 0-0-0 | 0-0 | 0 | 0 | 0 |

CAREER HIGHS - DEFENSE

Tackles: 3, at Boise State (10/5/24)

TFL: 1.0, vs. UNLV (10/11/24)

GAME-BY-GAME DEFENSE

| 2024 | G/GS | U-A-T | TFL | Sack | INT | PB | QH | F/R |
|--------|------|-------|-------|-------|-----|----|----|-----|
| RMU | 0/0 | 0-0-0 | 0-0-0 | 0-0-0 | 0 | 0 | 0 | 0/0 |
| at USC | 0/0 | 0-0-0 | 0-0-0 | 0-0-0 | 0 | 0 | 0 | 0/0 |
| UTAH | 0/0 | 0-0-0 | 0-0-0 | 0-0-0 | 0 | 0 | 0 | 0/0 |
| at TU | 0/0 | 0-0-0 | 0-0-0 | 0-0-0 | 0 | 0 | 0 | 0/0 |
| at BSU | 1/0 | 3-0-3 | 0-0-0 | 0-0-0 | 0 | 0 | 0 | 0/0 |
| UNLV | 1/0 | 1-0-1 | 1.0-2 | 0-0-0 | 0 | 0 | 0 | 0/0 |
| UNM | 0/0 | 0-0-0 | 0-0-0 | 0-0-0 | 0 | 0 | 0 | 0/0 |
| at WYO | 0/0 | 0-0-0 | 0-0-0 | 0-0-0 | 0 | 0 | 0 | 0/0 |
| at WSU | 0/0 | 0-0-0 | 0-0-0 | 0-0-0 | 0 | 0 | 0 | 0/0 |
| UH | 0/0 | 0-0-0 | 0-0-0 | 0-0-0 | 0 | 0 | 0 | 0/0 |
| SDSU | 0/0 | 0-0-0 | 0-0-0 | 0-0-0 | 0 | 0 | 0 | 0/0 |
| at CSU | 0/0 | 0-0-0 | 0-0-0 | 0-0-0 | 0 | 0 | 0 | 0/0 |

**95 - MIGUEL JACKSON****DT • 6-0 • 290 • SR-TR**

Pittsburgh, Pa.

(Pine-Richland HS)

(Charlotte)

CAREER STATS - DEFENSE

| Year | G/GS | UA-AT-TT | TFL | Sack | INT | PB | FF | FR |
|--------------------|-----------------|---------------|---------------|------------|----------|----------|----------|----------|
| 2021 | 9/0 | 4-9-13 | 2.0-9 | 1.0-6 | 0-0 | 0 | 0 | 0 |
| 2022 | 10/4 | 14-15-29 | 2.5-9 | 0.5-4 | 0-0 | 0 | 0 | 0 |
| 2023 | 8/6 | 6-10-16 | 3.5-8 | 2.0-6 | 0-0 | 0 | 0 | 0 |
| 2024 | 4/3 | 3-9-12 | 1.5-7 | 0.5-2 | 0-0 | 0 | 0 | 0 |
| TOTAL 31/13 | 27-43-70 | 9.5-33 | 4.0-18 | 0-0 | 0 | 0 | 0 | 0 |

CAREER HIGHS - DEFENSE

Tackles: 8, vs. two opponents

TFL: 2.0, vs. two opponents

Sacks: 1.0, vs. two opponents

QBH: 1, vs. Middle Tennessee (9/24/21)

Blocked FG: 1, vs. Louisiana Tech (11/19/22)

GAME-BY-GAME DEFENSE

| 2024 | G/GS | U-A-T | TFL | Sack | INT | PB | QH | F/R |
|--------|------|-------|-------|-------|-----|----|----|-----|
| RMU | 1/1 | 1-3-4 | 0-0-0 | 0-0-0 | 0 | 0 | 0 | 0/0 |
| at USC | 1/0 | 0-0-0 | 0-0-0 | 0-0-0 | 0 | 0 | 0 | 0/0 |
| UTAH | 1/1 | 0-5-5 | 0.5-2 | 0.5-2 | 0 | 0 | 0 | 0/0 |
| at TU | 1/1 | 2-1-3 | 1.0-5 | 0-0-0 | 0 | 0 | 0 | 0/0 |
| at BSU | 0/0 | 0-0-0 | 0-0-0 | 0-0-0 | 0 | 0 | 0 | 0/0 |
| UNLV | 0/0 | 0-0-0 | 0-0-0 | 0-0-0 | 0 | 0 | 0 | 0/0 |
| UNM | 0/0 | 0-0-0 | 0-0-0 | 0-0-0 | 0 | 0 | 0 | 0/0 |



2024 UTAH STATE PLAYER STATS

| | | | | | | | | |
|--------|-----|-------|-------|-------|---|---|---|-----|
| at WYO | 0/0 | 0-0-0 | 0.0-0 | 0.0-0 | 0 | 0 | 0 | 0/0 |
| at WSU | 0/0 | 0-0-0 | 0.0-0 | 0.0-0 | 0 | 0 | 0 | 0/0 |
| UH | 0/0 | 0-0-0 | 0.0-0 | 0.0-0 | 0 | 0 | 0 | 0/0 |
| SDSU | 0/0 | 0-0-0 | 0.0-0 | 0.0-0 | 0 | 0 | 0 | 0/0 |
| at CSU | 0/0 | 0-0-0 | 0.0-0 | 0.0-0 | 0 | 0 | 0 | 0/0 |



98 - CIAN SLONE

DE • 6-4 • 235 • SR-1L

Rocklin, Calif.

(Rocklin HS)

(American River College)

CAREER STATS - DEFENSE

| Year | G/GS | UA-AT-TT | TFL | Sack | INT | PB | FF | FR |
|--------------|-------------|-----------------|---------------|---------------|------------|----------|----------|----------|
| 2023 | 13/6 | 12-16-28 | 6.5-19 | 2.0-7 | 0-0 | 4 | 0 | 1 |
| 2024 | 6/2 | 9-5-14 | 3.0-33 | 3.0-33 | 0-0 | 0 | 0 | 0 |
| TOTAL | 19/8 | 21-21-42 | 9.5-52 | 5.0-30 | 0-0 | 4 | 0 | 1 |

CAREER HIGHS - DEFENSE

Tackles: 6, vs. two opponents

TFL: 2.5, at San José State (10/21/23)

Sack: 2.0, vs. UNLV (10/11/24)

PBU: 1, vs. four opponents

FR: 1, vs. Idaho State (9/9/23)

QBH: 3, vs. Idaho State (9/9/23)

GAME-BY-GAME DEFENSE

| 2024 | G/GS | U-A-T | TFL | Sack | INT | PB | QH | F/R |
|--------|------|-------|--------|--------|-----|----|----|-----|
| RMU | 1/0 | 1-0-1 | 1.0-9 | 1.0-9 | 0 | 0 | 0 | 0/0 |
| at USC | 1/0 | 1-0-1 | 0.0-0 | 0.0-0 | 0 | 0 | 0 | 0/0 |
| UTAH | 1/0 | 0-1-1 | 0.0-0 | 0.0-0 | 0 | 0 | 0 | 0/0 |
| at TU | 1/0 | 1-0-1 | 0.0-0 | 0.0-0 | 0 | 0 | 1 | 0/0 |
| at BSU | 5/1 | 4-0-4 | 0.0-0 | 0.0-0 | 0 | 0 | 0 | 0/0 |
| UNLV | 1/1 | 2-4-6 | 2.0-24 | 2.0-24 | 0 | 0 | 0 | 0/0 |
| UNM | 0/0 | 0-0-0 | 0.0-0 | 0.0-0 | 0 | 0 | 0 | 0/0 |
| at WYO | 0/0 | 0-0-0 | 0.0-0 | 0.0-0 | 0 | 0 | 0 | 0/0 |
| at WSU | 0/0 | 0-0-0 | 0.0-0 | 0.0-0 | 0 | 0 | 0 | 0/0 |
| UH | 0/0 | 0-0-0 | 0.0-0 | 0.0-0 | 0 | 0 | 0 | 0/0 |
| SDSU | 0/0 | 0-0-0 | 0.0-0 | 0.0-0 | 0 | 0 | 0 | 0/0 |
| at CSU | 0/0 | 0-0-0 | 0.0-0 | 0.0-0 | 0 | 0 | 0 | 0/0 |

| 2023 | G/GS | U-A-T | TFL | Sack | INT | PB | QH | F/R |
|----------|------|-------|-------|-------|-----|----|----|-----|
| at Iowa | 1/0 | 0-0-0 | 0.0-0 | 0.0-0 | 0 | 1 | 1 | 0/0 |
| ISU | 1/1 | 1-0-1 | 0.0-0 | 0.0-0 | 0 | 0 | 3 | 0/1 |
| at AFA | 1/0 | 0-0-0 | 0.0-0 | 0.0-0 | 0 | 0 | 0 | 0/0 |
| JMU | 1/1 | 2-1-3 | 0.0-0 | 0.0-0 | 0 | 0 | 0 | 0/0 |
| at UConn | 1/0 | 3-3-6 | 0.5-0 | 0.0-0 | 0 | 0 | 0 | 0/0 |
| CSU | 1/1 | 0-3-3 | 0.5-0 | 0.0-0 | 0 | 1 | 1 | 0/0 |
| FS | 1/1 | 1-0-1 | 1.0-1 | 1.0-1 | 0 | 0 | 1 | 0/0 |
| at SJSU | 1/0 | 3-1-4 | 2.5-9 | 1.0-6 | 0 | 1 | 0 | 0/0 |
| at SDSU | 1/0 | 0-2-2 | 0.5-5 | 0.0-0 | 0 | 0 | 0 | 0/0 |
| NEV | 1/1 | 0-2-2 | 0.0-0 | 0.0-0 | 0 | 1 | 1 | 0/0 |
| BSU | 1/0 | 0-1-1 | 0.5-2 | 0.0-0 | 0 | 0 | 0 | 0/0 |
| at UNM | 1/1 | 0-3-3 | 0.0-0 | 0.0-0 | 0 | 0 | 0 | 0/0 |
| vs. GSU | 1/0 | 2-0-2 | 1.0-2 | 0.0-0 | 0 | 0 | 0 | 0/0 |



99 - COLLIN VAUGHN

DT • 6-2 • 285 • G-SR-TR

Charlotte Courthouse, Va.

(Stafford Senior HS)

(Limestone)

CAREER STATS - DEFENSE

| Year | G/GS | UA-AT-TT | TFL | Sack | INT | PB | FF | FR |
|--------------|--------------|------------------|----------------|---------------|------------|----------|----------|----------|
| 2020 | 6/4 | 9-15-24 | 2.0-7 | 1.0-5 | 0-0 | 1 | 0 | 0 |
| 2021 | 11/2 | 8-26-34 | 5.5-24 | 3.5-21 | 0-0 | 0 | 0 | 0 |
| 2022 | 9/7 | 9-22-31 | 2.5-11 | 1.0-8 | 0-0 | 0 | 0 | 0 |
| 2023 | 11/7 | 26-21-47 | 9.5-20 | 1.0-5 | 0-0 | 0 | 0 | 0 |
| 2024 | 1/0 | 0-0-0 | 0.0-0 | 0.0-0 | 0-0 | 0 | 0 | 0 |
| TOTAL | 38/20 | 52-84-136 | 19.5-62 | 6.5-39 | 0-0 | 1 | 0 | 0 |

CAREER HIGHS - DEFENSE

Tackles: 9, vs. two opponents

TFL: 2.0, vs. Carson-Newman (9/16/23)

Sacks: 1.0, vs. two opponents

QBH: 1, vs. Mars Hill (9/30/23)

PBU: 1, vs. Marian (3/6/21)

GAME-BY-GAME DEFENSE

| 2024 | G/GS | U-A-T | TFL | Sack | INT | PB | QH | F/R |
|--------|------|-------|-------|-------|-----|----|----|-----|
| RMU | 1/0 | 0-0-0 | 0.0-0 | 0.0-0 | 0 | 0 | 0 | 0/0 |
| at USC | 0/0 | 0-0-0 | 0.0-0 | 0.0-0 | 0 | 0 | 0 | 0/0 |
| UTAH | 0/0 | 0-0-0 | 0.0-0 | 0.0-0 | 0 | 0 | 0 | 0/0 |
| at TU | 0/0 | 0-0-0 | 0.0-0 | 0.0-0 | 0 | 0 | 0 | 0/0 |
| at BSU | 0/0 | 0-0-0 | 0.0-0 | 0.0-0 | 0 | 0 | 0 | 0/0 |
| UNLV | 0/0 | 0-0-0 | 0.0-0 | 0.0-0 | 0 | 0 | 0 | 0/0 |
| UNM | 0/0 | 0-0-0 | 0.0-0 | 0.0-0 | 0 | 0 | 0 | 0/0 |
| at WYO | 0/0 | 0-0-0 | 0.0-0 | 0.0-0 | 0 | 0 | 0 | 0/0 |
| at WSU | 0/0 | 0-0-0 | 0.0-0 | 0.0-0 | 0 | 0 | 0 | 0/0 |
| UH | 0/0 | 0-0-0 | 0.0-0 | 0.0-0 | 0 | 0 | 0 | 0/0 |
| SDSU | 0/0 | 0-0-0 | 0.0-0 | 0.0-0 | 0 | 0 | 0 | 0/0 |
| at CSU | 0/0 | 0-0-0 | 0.0-0 | 0.0-0 | 0 | 0 | 0 | 0/0 |



/// GAME 5 RECAP vs. #21 BOISE STATE ///



October 5, 2024

ALBERTSONS STADIUM

SCORING SUMMARY

| | 1 | 2 | 3 | 4 | FINAL |
|-----------------|----|----|---|---|-------|
| Utah State | 3 | 14 | 7 | 6 | 30 |
| #21 Boise State | 14 | 35 | 6 | 7 | 62 |

First Quarter

BSU - Jeanty 63 yd run (Dalmas kick, 13:01)

USU - Cragun 36 yd FG (7:07)

BSU - Camper 6 yd pass from Madsen (Dalmas kick, 4:08)

Second Quarter

USU - Royals 59 yd pass from Petras (Cragun kick, 14:30)

BSU - Jeanty 75 yd run (Dalmas kick, 14:18)

BSU - Bolt 3 yd pass from Madsen (Dalmas kick, 9:34)

BSU - Jeanty 6 yd run (Dalmas kick, 6:04)

USU - Royals 75 yd pass from Petras (Cragun kick, 5:29)

BSU - Riley 96 yd kickoff return (Dalmas kick, 5:17)

BSU - Bolt 4 yd pass from Madsen (Dalmas kick, 0:29)

Third Quarter

BSU - Dalmas 48 yd FG (9:58)

BSU - Dalmas 42 yd FG (5:45)

USU - Tia 6 yd pass from Petras (Cragun kick, 2:09)

Fourth Quarter

USU - Faison 8 yd run (pass failed, 14:06)

BSU - Dubar 2 yd rush (Dalmas kick, 11:08)

Attendance: 37,210

TEAM STATISTICS

| | USU | BSU |
|---------------------------------|-------------|--------------|
| First Downs | 21 | 27 |
| Rushing | 135 | 296 |
| Passing | 372 | 303 |
| Total Offense | 507 | 599 |
| Fumbles: Number-Lost | 1-1 | 0-0 |
| Penalties: Number-Yards | 7-42 | 4-37 |
| Punts-Yards/Avg. | 5-230/46.0 | 2-112/56.0 |
| Punt returns: No-Yds-TD/Avg. | 1-9-0/9.0 | 2-0-0/0.0 |
| Kickoff Returns: No-Yds-TD/Avg. | 6-83-0/13.8 | 2-111-1/55.5 |
| Interceptions: No-Yds-TD | 1-0-0 | 0-0-0 |
| Fumble Returns: No-Yds-TD | 0-0-0 | 1-4-0 |
| Possession Time | 25:34 | 34:26 |
| Third-Down Conversions | 10-of-19 | 7-of-13 |

INDIVIDUAL RUSHING (ATT-YDS, TD)

USU: Faison, 26-109, TD; Turner, 2-19; Petras, 6-7.

BSU: Jeanty, 13-186, 3TD; Dubar, 9-65, TD; Crowe, 6-24; Riley, 8-16; Bates, 2-14; Nelson, 1-(-2); Team, 1-(-2); Madsen, 2-(-5).

INDIVIDUAL PASSING (C-A-I, Yds, TD)

USU: Petras, 27-41-0, 372, 3TD.

BSU: Madsen, 21-25-0, 256, 3TD; Nelson, 5-7-1, 47.

INDIVIDUAL RECEIVING

USU: Royals, 9-211, 2TD; White, 6-59; Page, 5-40; Sterzer, 3-43; Tia, 2-11, TD; Hestera, 1-9; Faison, 1-(-1).

BSU: Camper, 5-59, TD; Penry, 4-74; Strachan, 4-58; Bolt, 4-24, 2TD; Lauter, 3-33; Riley, 2-9; Bates, 1-19; Caples, 1-14; Terry, 1-7; Dubar, 1-6.

USU Punt Returns: K. Davis, 1-9.

USU KO Returns: Royals, 4-72; White, 1-11; Monney, 1-0..

USU Interception Returns: Graham II, 1-0.

USU Tackle Leaders: Larsen, 10; Washington, 7.

UTAH STATE STARTERS

OFFENSE

| | |
|----|--------------|
| LT | Motes |
| LG | Bowles |
| C | Alo |
| RG | Maui |
| RT | Te. Andersen |
| WR | Royals |
| WR | Tia |
| WR | White |
| TE | Sterzer |
| RB | Faison |
| QB | Petras |

DEFENSE

| | |
|----|-------------|
| DE | Slone |
| DT | B. Maile |
| DT | Iniguez Jr. |
| DE | Falatea |
| LB | Maye |
| LB | Washington |
| LB | Miller |
| CB | Dickerson |
| CB | Graham II |
| S | Larsen |
| S | Vincent |



Senior WR Jalen Royals (1) had nine receptions for a career-high 211 yards and two touchdowns (59, 75) in Utah State's 62-30 Mountain West loss at No 21 Boise State.

BOISE, Idaho - Career performances from graduate QB **Spencer Petras** and senior WR **Jalen Royals** were not enough as Utah State fell to No. 21 Boise State 62-30 in both team's Mountain West opener at Albertsons Stadium on Saturday, Oct. 5, 2024.

The duo of Petras and Royals connected nine times on the evening for a combined 211 yards and two touchdowns, including a 75-yarder midway through the second quarter, the longest passing play of Petras' career and the longest reception of Royals' career.

Petras finished the night with a career-best 372 passing yards on 27-of-41, while throwing three touchdowns with no interceptions. His 27 completions are also a career high. Royals' 211 receiving yards are not only a career-high, but it is his first-career 200-yard receiving game. In fact, those 211 receiving yards are tied for the 11th-most in a single-game in school history.

Senior RB **Rahsul Faison** finished the night with 109 yards on 26 carries for his third-straight 100-yard rushing game of the season. In fact, Faison is the first Aggie since 2012 to post three-straight 100-yard rushing games.

Utah State also accomplished a rare feat of having a 300-yard passer, 200-yard receiver and 100-yard rusher in the same game for just the sixth time in school history and for the first time since 2001.

Despite compiling 507 yards of total offense, including 372 through the air and 135 on the ground, and scoring the most points since the team's season opener against Robert Morris, Utah State was unable to keep pace with the high-powered Bronco offense.

Boise State scored on its first play from scrimmage, a 63-yard touchdown run by Ashton Jeanty. After countering with a 36-yard field goal from redshirt freshman PK **Tanner Cragun**, the first of his career, BSU struck again with 4:08 left in the first quarter to make it 14-3.

The Aggies pulled back within a score just 30 seconds into the second quarter when Petras hit Royals on a 59-yard connection to make it 14-10.

However, three-straight Bronco touchdowns including two more by Jeanty, blew the game open at 35-10. With 5:29 left in the second quarter, a two-play, 35-second drive resulted in a 75-yard touchdown pass from Petras to Royals, but Boise State was able to tack on two more touchdowns before the half to make it 49-17 at the break.

In the third quarter, the Aggie defense limited Boise State to just six points on a pair of field goals and USU's offense was able to stack back-to-back touchdowns. A six-yard pass by Petras found junior WR **Otto Tia** in the end zone for the first touchdown of his career to cap a 10-play, 77-yard drive. Then, an interception by redshirt junior CB **DJ Graham II** in the closing seconds of the third quarter set up another touchdown drive for Utah State, this time a six-play, 43-yard drive resulting in an eight-yard touchdown run by Faison to cut the lead to 55-30. The final touchdown of the night belonged to Boise State, scoring with 11:08 remaining in the fourth.


Seven different Aggies had receptions in the game, including six catches for 59 yards by graduate WR **Kyrese White** and a career-best 40 yards on a career-high five receptions by sophomore WR **Grant Page**.

Defensively, Utah State allowed 599 yards, including 303 through the air and 296 on the ground. Twenty-three different players recorded at least one tackle for USU, led by 10 stops from junior **S Ike Larsen**, who also recorded one tackle for a loss.



Junior S Ike Larsen had 10 tackles, including 1.0 tackles for loss, against the Broncos.

/// GAME 4 RECAP vs. TEMPLE ///



September 21, 2024
LINCOLN FINANCIAL FIELD

SCORING SUMMARY

| | 1 | 2 | 3 | 4 | FINAL |
|------------|---|----|---|----|-------|
| Utah State | 0 | 21 | 0 | 8 | 29 |
| Temple | 0 | 17 | 7 | 21 | 45 |

Second Quarter

USU- Turner 4 yd run (Nimrod kick, 14:30)
USU- Royals 26 yd pass from Petras (Nimrod kick, 11:19)
TEM- Jones 32 yd pass from Simon (Trujillo kick, 7:50)
TEM- Littleton II 17 yd pass from Simon (Trujillo kick, 1:10)
USU- Faison 20 yd run (Nimrod kick, 0:17)
TEM- Trujillo 64 yd field goal (0:00)

Third Quarter

TEM- Wright 91 yd pass from Simon (Trujillo kick, 4:10)

Fourth Quarter

TEM- Evert 16 yd pass from Simon (Trujillo kick, 11:57)
TEM- Clarke 2 yd pass from Simon (Trujillo kick, 6:02)
USU- Hestera 28 yd pass from Petras (pass good, 3:55)
TEM- Simon 1 yd run (Trujillo kick, 3:22)

Attendance: 11,384

TEAM STATISTICS

| | USU | TEM |
|---------------------------------|-------------|-------------|
| First Downs | 26 | 20 |
| Rushing | 186 | 180 |
| Passing | 293 | 271 |
| Total Offense | 479 | 451 |
| Fumbles: Number-Lost | 1-0 | 1-0 |
| Penalties: Number-Yards | 6-60 | 5-33 |
| Punts-Yards/Avg. | 6-238/39.7 | 6-225/37.5 |
| Punt returns: No-Yds-TD/Avg. | 1-0-0/0.0 | 1-21-0/21.0 |
| Kickoff Returns: No-Yds-TD/Avg. | 2-38-0/19.0 | 5-75-0/15.0 |
| Interceptions: No-Yds-TD | 0-0-0 | 1-0-0 |
| Fumble Returns: No-Yds-TD | 0-0-0 | 0-0-0 |
| Possession Time | 29:02 | 30:58 |
| Third-Down Conversions | 6-of-15 | 10-of-16 |

INDIVIDUAL RUSHING (ATT-YDS, TD)

USU: Faison, 27-148, TD; Turners, 6-32, TD; Petras, 3-(-2).
TEM: Simon, 11-49, TD; Worthy, 5-48; Littleton II, 10-42; Smith, 7-19; Hollawayne, 1-16; Adams, 1-3; Allen, 1-3; Washington, 3-2; Wright, 1-0; TEAM, 1-(-2).

INDIVIDUAL PASSING (C-A-I, Yds, TD)

USU: Petras (26-44-1, 293, 2 TDs).
TEM: Simon (17-27-0, 271, 5 TDs).

INDIVIDUAL RECEIVING

USU: Royals, 10-112, TD; White, 8-96; Hestera, 2-44, TD; Lane, 2-18; Tia, 2-16; Monney, 1-5; Turner, 1-2.
TEM: Wright, 3-116, TD; Della Pesca, 4-42; Littleton II, 3-33, TD; Jones, 2-31, TD; Evert, 1-16, TD; Allen, 1-13; Smith, 1-12; Hollawayne, 1-6; Clarke, 1-2, TD.

USU Punt Returns: Freeman IV, 1-0.

USU KO Returns: Freeman IV, 2-38.

USU Interception Returns: None.

USU Tackle Leaders: Vincent, 11; Washington, 7; Maye, 4; Larsen, 4; Graham II, 4.

UTAH STATE STARTERS

OFFENSE

LT Motes
LG Bowles
C Alo
RG Maui
RT Te. Andersen
WR Royals
WR Tia
WR White
TE Lane
RB Faison
QB Barnes

DEFENSE

DE Spires
DT Jackson
DT Iniguez Jr.
DE Peterson
LB Maye
LB Washington
CB Dickerson
CB Drew
NK Union
S Larsen
S Vincent



Graduate QB Spencer Petras (7) was 26-of-44 passing for 293 yards with two touchdowns and one interception in Utah State's 45-29 loss at Temple.

PHILADELPHIA, Pa. - Graduate QB **Spencer Petras** was 26-of-44 passing for a career-high 293 yards with two touchdowns in Utah State's 45-29 loss at Temple on Saturday, Sept. 21, 2024, at Lincoln Financial Field.

The Aggies were in complete control of the contest midway through the second quarter, as the defense registered a trio of 3-and-outs on Temple's first four drives while the Utah State offense found its rhythm en route to 300 yards in the first half.

Freshman RB **Herschel Turner** recorded his first career touchdown on a 4-yard run early in the second quarter for the first points of the game. Turner finished the game with 32 rushing yards on six carries.

On USU's next drive, Petras found senior WR **Jalen Royals** for a 26-yard score to put the Aggies up 14-0. Royals finished the day with a career-high 10 receptions for 112 yards, which is his fifth-career 100-yard receiving game.

After Utah State generated its two-possession lead, the Temple offense awoke as Antonio Jones scored on a 32-yard rush before Antwain Littleton II tied the game on a 17-yard touchdown catch from Evan Simon.

On the Aggies' final drive of the first half, senior RB **Rahsul Faison** restored USU's lead with a 20-yard scamper, part of a season-high 148 yards on a career-high 27 attempts. The Owls did not relent, however, as Maddux Trujillo hit a 64-yard field goal as time expired to trim Utah State's halftime lead to 21-17.

USU began the second half much like the first, forcing a three-and-out and quickly marched deep into Temple territory on offense. A sack from the Owls then led to a missed field goal from graduate PK **Elliott Nimrod**. Three plays later, Temple's Simon found Dante Wright for a 91-yard touchdown to give Temple the lead for good as Simon threw another two touchdowns to begin the fourth quarter and put the home side up, 38-21.

The Aggies attempted a comeback on the ensuing possession, taking only four plays to go 75 yards as Petras found junior WR **Jack Hestera** for a 28-yard touchdown. Petras then found graduate WR **Kyrese White** for the 2-point conversion to bring USU within nine points. The following onside kick attempt was recovered by Temple, however, leading to a one-yard touchdown keeper from Simon to fully ice the game. White finished the game with a career-high eight receptions for 96 yards.

Petras, who tied his career high with 26 completions, had one interception on the day.

Senior S **Jordan Vincent** recorded double-digit tackles for the fourth consecutive games, ending with 11 stops. Senior DT **Miguel Jackson** recorded USU's lone sack of the contest, while graduate DE **Blaine Spires**, graduate CB **Jaiden Francois** and graduate S **Torren Union** also had 1.0 tackles for loss apiece.

Junior CB **DJ Graham II** forced one fumble, USU's second forced fumble of the season, which was recovered by the Owls. Junior CB **Avante Dickerson** and junior S **Simeon Harris** each had one pass breakup for the Aggies.

Utah State outgained Temple, 479-451, and had 26 first downs to the Owls' 20. The Aggies went 6-for-15 on third down, and 1-for-2 on fourth down, while the Owls converted 10-of-16 third down attempts. The Aggies also went 2-for-4 in the red zone while Temple registered four scores on four red zone attempts.

Junior DE **Lawrence Falatea** made his first-career start, while Graham made his first start as an Aggie.



Senior S Jordan Vincent (24) had 11 tackles against the Owls.





Junior QB Bryson Barnes (16) was 16-of-31 passing for 223 yards with two touchdowns and two interceptions in Utah State's 38-21 loss to No. 12 Utah.

LOGAN, Utah - Utah State football raced out to a 14-3 lead but could not hold off No. 12 Utah as the Utes claimed a 38-21 victory on Saturday, Sept. 14, 2024, at Maverik Stadium in the Battle of the Brothers.

In the first contest in the rivalry since 2015, and the first in Logan since USU claimed a 27-20 overtime victory in 2012, Utah State looked to replicate history in the early going. After a Utah field goal opened the scoring, the Aggies jumped in front via a 20-yard touchdown pass from junior QB **Bryson Barnes** to graduate senior TE **Broc Lane**, capping a 4-play, 77-yard drive. USU again took only four plays to hit paydirt on its next drive with junior WR **Jack Hestera** hauling in the 14-yard touchdown catch from Barnes to go up 14-3.

The Utes responded on the ensuing possession, trimming USU's lead to four points with a 11-yard TD pass from Isaac Wilson to Money Parks. USU's next possession ventured into Utah territory as the Aggies took eight plays to go 50 yards. The field goal attempt, however, was blocked. The Utes engineered another scoring drive ending in an 11-yard pass from Wilson, this time to Caleb Lohner, to give the visitors a 17-14 lead heading into halftime.

A pair of half-sacks from senior DT **Miguel Jackson** and junior DE **Gabe Peterson** thwarted Utah's opening drive of the third quarter, forcing the second field goal of the day from Cole Becker.

After an Aggie punt on its next possession, Utah scored a 3-yard touchdown run by Micah Bernard, pushing the lead to 28-14 following a two-point conversion.

Utah State converted two fourth-downs on its next drive, including a 31-yard pass from Barnes to graduate senior WR **Colby Bowman** on a 4th-and-1 near midfield. After senior RB **Rahsul Faison** converted a 4th-and-5 with a 17-yard run that was initially ruled a touchdown, Barnes scored on a 1-yard run to cap the 9-play, 63-yard drive and bring USU back within a single possession.

The Aggie defense then delivered on the second play of Utah's next drive as a tipped ball fell into the arms of senior S **Jordan Vincent**. Vincent, who tied for the team lead alongside graduate senior ILB **Clyde Washington** with 11 tackles, returned the interception 15 yards to set USU up at the Utes' 27-yard line. The Aggies' drive stalled, however, and graduate senior PK **Elliott Nimrod**'s field goal missed wide left to keep the deficit at 28-21.

On the very next play, Utah's Bernard broke a 64-yard rush to enter the red zone. After USU's defense forced a fourth down attempt, Wilson found Carsen Ryan for the two-yard score to re-establish a two-score lead for the Utes. Becker then added his third field goal of the game to extend the lead to its final margin.

Barnes ended the game with a season-high 223 yards on 16-of-31 passing with two touchdowns and two interceptions against his former team. He also rushed for 36 yards on 11 attempts and a score.

Junior WR **Otto Tia** posted a career-high five catches and for a career-best 78 yards, while senior WR **Jalen Royals** had four catches for 44 yards before exiting with an injury.

On the ground, Faison led the way with his third career 100-yard game, ending with 115 yards on 19 carries.

As a team, the Aggies set a new season-high with eight tackles for loss as 10 players recorded a TFL on the day.

Utah State finished the game with 385 yards of total offense (245 passing, 140 rushing) as compared to 460 total yards for Utah (239 passing, 221 rushing). The Utes also had a 37:18 to 22:42 advantage in time of possession.



Senior S Jordan Vincent (24) had 11 tackles and an interception against the Utes.

/// GAME 3 RECAP vs. #12 UTAH ///



September 14, 2024
MERLIN OLSEN FIELD AT MAVERIK STADIUM

SCORING SUMMARY

| | 1 | 2 | 3 | 4 | FINAL |
|------------|---|----|----|----|-------|
| #12 Utah | 3 | 14 | 11 | 10 | 38 |
| Utah State | 7 | 7 | 7 | 0 | 21 |

First Quarter

UTAH - Becker 39 yd field goal (1:50)

USU - Lane 20 yd pass from Barnes (Nimrod kick, 0:46)

Second Quarter

USU - Hestera 12 yd pass from Barnes (Nimrod kick, 14:15)

UTAH - Parks 11 yd pass from Wilson (Becker kick, 10:11)

UTAH - Lohner 11 yd pass from Wilson (Becker kick, 1:19)

Third Quarter

UTAH - Becker 25 yd field goal (9:25)

UTAH - Bernard 3 yd run (pass good, 4:04)

USU - Barnes 1 yd run (Nimrod kick, 0:55)

Fourth Quarter

UTAH - Carsen 2 yd pass from Wilson (Becker kick, 11:50)

UTAH - Becker 18 yd field goal (3:31)

Attendance: 24,107

TEAM STATISTICS

| | UTAH | USU |
|---------------------------------|-------------|-------------|
| First Downs | 23 | 14 |
| Rushing | 221 | 140 |
| Passing | 239 | 245 |
| Total Offense | 460 | 385 |
| Fumbles: Number-Lost | 0-0 | 2-0 |
| Penalties: Number-Yards | 1-15 | 9-65 |
| Punts-Yards/Avg. | 4-156/39.0 | 5-240/48.0 |
| Punt returns: No-Yds-TD/Avg. | 2-14-0/7.0 | 2-31-0/15.5 |
| Kickoff Returns: No-Yds-TD/Avg. | 1-14-0/14.0 | 3-61-0/20.3 |
| Interceptions: No-Yds-TD | 2-34-0 | 1-15-0 |
| Fumble Returns: No-Yds-TD | 0-0-0 | 0-0-0 |
| Possession Time | 37:18 | 22:42 |
| Third-Down Conversions | 3-of-13 | 3-of-16 |

INDIVIDUAL RUSHING (ATT-YDS,TD)

UU: Bernard, 17-123, TD; Mitchell, 14-75; Wilson, 4-9; Vincent, 1-6; Stanley, 2-5; Kuithe, 1-5; Team, 2-(-2).

USU: Faison, 19-115; Barnes, 11-36, TD; Conover, 3-(-4); Team, 1-(-7).

INDIVIDUAL PASSING (C-A-I, Yds, TD)

UU: Wilson, 20-33-1, 239, 3 TD.

USU: Barnes, 16-31-2, 223, 2 TD; Conover, 2-4-0, 22.

INDIVIDUAL RECEIVING

UU: Kuithe, 3-68; Singer, 5-66; Parks, 4-49, TD; Caldarella, 1-17; Ryan, 2-13, TD; Pittman, 1-12; Lohner, 1-11, TD; Bernard, 2-3; Stanley, 1-0.

USU: Tia, 5-78; Royals, 4-44; Hestera, 3-42, TD; Lane, 3-42, TD; Bowman, 1-31; Page, 2-8.

USU Punt Returns: None.

USU KO Returns: Royals, 1-23.

USU Interception Returns: None.

USU Tackle Leaders: Larsen, 11; Vincent, 11; Pearson, 7; Maye, 6; McConico, 5.

UTAH STATE STARTERS

OFFENSE

| | |
|----|--------------|
| LT | Motes |
| LG | Bowles |
| C | Alo |
| RG | Maui |
| RT | Te. Andersen |
| WR | Royals |
| WR | Tia |
| WR | White |
| TE | Lane |
| RB | Faison |
| QB | Barnes |

DEFENSE

| | |
|----|-------------|
| DE | Spires |
| DT | Jackson |
| DT | Iniguez Jr. |
| DE | Peterson |
| LB | Maye |
| LB | Washington |
| CB | Dickerson |
| CB | Drew |
| NK | Union |
| S | Larsen |
| S | Vincent |



/// GAME 2 RECAP vs. #13 USC ///



September 7, 2024

MEMORIAL COLISEUM

SCORING SUMMARY

| | 1 | 2 | 3 | 4 | FINAL |
|------------|----|----|---|----|-------|
| Utah State | 0 | 0 | 0 | 0 | 0 |
| #13 USC | 10 | 17 | 7 | 14 | 48 |

First Quarter

USC - Lantz 23 yd field goal (11:13)
USC - Joyner 9 yd run (Lantz kick, 4:23)

Second Quarter

USC - Marks 2 yd run (Lantz kick, 13:06)
USC - Lantz 24 yd field goal (1:41)
USC - Lemon 6 yd pass from Miller (Lantz kick, 0:04)

Third Quarter

USC - Joyner 2 yd run (Lantz kick, 5:31)

Fourth Quarter

USC - Maiava 7 yd run (Lantz kick, 14:15)
USC - Peterson 9 yd run (Lantz kick, 6:32)

Attendance: 68,110

TEAM STATISTICS

| | USU | USC |
|---------------------------------|-------------|-------------|
| First Downs | 10 | 28 |
| Rushing | 87 | 249 |
| Passing | 103 | 295 |
| Total Offense | 190 | 544 |
| Fumbles: Number-Lost | 2-0 | 2-1 |
| Penalties: Number-Yards | 9-64 | 4-27 |
| Punts-Yards/Avg. | 6-224/37.3 | 1-35/35.0 |
| Punt returns: No-Yds-TD/Avg. | 0-0-0/0.0 | 1-4-0/4.0 |
| Kickoff Returns: No-Yds-TD/Avg. | 1-23-0/23.0 | 1-17-0/17.0 |
| Interceptions: No-Yds-TD | 0-0-0 | 1-5-0 |
| Fumble Returns: No-Yds-TD | 0-0-0 | 0-0-0 |
| Possession Time | 27:07 | 32:53 |
| Third-Down Conversions | 2-of-11 | 6-of-10 |

INDIVIDUAL RUSHING (ATT-YDS, TD)

USU: Faison, 9-54; Turner, 8-38; Royals, 1-3; Barnes, 5-(-8).
USC: Marks, 13-103, TD; Joyner, 10-84, 2TD; Jackson, 7-34; Peterson, 3-18, TD; Miller, 1-7; Maiava, 1-7, TD; Team, 2-(-4).

INDIVIDUAL PASSING (C-A-I, Yds, TD)

USU: Barnes, 18-27-1, 103.
USC: Miller, 21-30-0, 229, TD; Maiava, 8-11-0, 66.

INDIVIDUAL RECEIVING

USU: Royals, 6-47; Lane, 3-27; White, 2-15; Bowman, 2-7; Sterzer, 1-7; Turner, 1-6; Faison, 3-(-6).
USC: McRee, 4-81; Marks, 3-39; Ford, 2-35; Lemon, 3-23, TD; Branch, 4-19; Richardson, 1-19; Lane, 2-16; Hudson, 1-16; Lyons, 3-13; Ross, 1-11; Eldridge, 1-11; Joyner, 1-9; Fair, 2-3; Jackson, 1-0.

USU Punt Returns: None.

USU KO Returns: Royals, 1-23.

USU Interception Returns: None.

USU Tackle Leaders: Larsen, 11; Vincent, 11; Pearson, 7; Maye, 6; McConico, 5.

UTAH STATE STARTERS

| OFFENSE | | DEFENSE | |
|---------|--------------|---------|-------------|
| LT | Motes | DE | Spires |
| LG | Bowles | DT | Iniguez Jr. |
| C | Alo | DE | En. Migao |
| RG | Maui | LB | Maye |
| RT | Te. Andersen | LB | Washington |
| WR | Royals | NK | Union |
| WR | Tia | CB | Dickerson |
| WR | White | CB | Drew |
| TE | Lane | S | McConico |
| RB | Faison | S | Larsen |
| QB | Barnes | S | Vincent |



Junior QB Bryson Barnes (16) was 18-of-27 passing for 103 yards in Utah State's 48-0 loss at No. 13 USC. Barnes also carried the ball five times for minus eight yards.

LOS ANGELES, Calif. - On the road against the 13th-ranked team in the nation, Utah State was unable to keep pace as USC showcased its prowess on both sides of the ball, resulting in a 48-0 defeat on Saturday, Sept. 7, 2024, at the Los Angeles Memorial Coliseum. It was the first time USU had been shutout since losing at No. 1 Alabama back in 2022, 55-0.

USC finished the game with 544 yards of total offense (295 passing, 249 rushing) as compared to just 190 total yards for the Aggies (103 passing, 87 rushing). USU was also just 2-of-11 on third down as compared to 6-of-10 for the Trojans.

After stiffening in the red zone and forcing a field goal on USC's opening drive of the game, the Aggies began marching down the field on their first possession as it moved into Trojan territory after a 17-yard rush from senior RB **Rahsul Faison** before the drive stalled.

Despite graduate P **Stephen Kotsanlee** pinning USC at the 12-yard line, the Trojans took eight plays to go 88 yards for the score to go up, 10-0.

The Aggies made several attempts to stage a comeback in the opening half, including a forced fumble in the red zone from redshirt junior CB **DJ Graham II**, which was then recovered by graduate ILB **Clyde Washington**. However, USU was unable to overcome an interception on a tipped pass and a failed fourth-down conversion as USC opened up a 27-0 halftime lead.

The Aggies advanced into USC territory on the opening drive of the third quarter and faced a 4th-and-12 from the Trojan 43-yard line. A well-timed blitz from USC doomed the fourth-down attempt, and the ensuing touchdown drive from USC further cemented the Trojans' control of the contest.

Freshman RB **Herschel Turner Jr.** reeled off a pair of 15- and 19-yard runs on USU's final drive of the game to move deep into Trojan territory, but a 52-yard field goal attempt from graduate PK **Elliott Nimrod** fell just short of putting the Aggies on the board.

Junior QB **Bryson Barnes** ended the game with 103 yards on 18-for-27 passing with one interception. Faison led the way on the ground for the Aggies with 54 yards on nine attempts, including a long rush of 20 yards, while Turner finished second on the team with 38 yards on a season-best eight carries.

Five different Aggies recorded two or more receptions as senior WR **Jalen Royals** posted a team-high 47 yards on six catches. Graduate TE **Broc Lane** added three catches for 27 yards, while Faison tied his career high with three receptions out of the backfield. Graduate WR **Colby Bowman** and fellow graduate WR **Kyrese White** each chipped in with two catches for seven and 15 yards, respectively.

Defensively, senior S **Jordan Vincent** again reached double-digit tackles with 11. Junior

S Ike Larsen also had 11 tackles, which tied his career high, while adding a career-high-tying two pass breakups. Larsen also intercepted a pass in the second quarter and returned it into USC territory, but the play was called back due to an off-sides on the Aggies.

Redshirt junior ILB **Jadon Pearson** added a career-high seven tackles, while sophomore S **Malik McConico** had a career-high five tackles in his first career start.

Junior CB **Avante Dickerson** and redshirt junior ILB **John Miller** added one pass breakup each. Dickerson also added a tackle for loss, along with Washington.



Junior S Ike Larsen (6) tied his career highs with 11 tackles and two pass breakups against the Trojans.





Junior QB Bryson Barnes (16) was 11-of-21 passing for 198 yards with two touchdowns and one interception in Utah State's 36-14 home win against Robert Morris. Barnes also rushed for a career-high 88 yards on five carries with another score.

LOGAN, Utah - Utah State amassed 646 yards of total offense and shutout Robert Morris in the second half en route to a 36-14 season-opening home win at Maverik on Saturday, Aug. 31, 2024.

Trailing 14-10 at the break, Utah State scored 26 unanswered points in the final 30 minutes as it had 376 yards in the second half.

Utah State began the game with back-to-back interceptions on offense before graduate senior WR **Kyrese White** broke loose for a 57-yard touchdown to start the scoring late in the first quarter. Following an RMU answer on the ensuing drive, the Aggies moved back into the red zone to set up a 36-yard field goal from graduate senior PK **Elliott Nimrod** to retake the lead.

Utah State's next drive stalled, however, after graduate senior QB **Spencer Petras** exited with an injury. Petras ended the game with 145 yards on 10-of-15 passing with one touchdown and two interceptions. Following Petras' exit, the Colonials captured the momentum with a touchdown late in the second quarter to claim a 14-10 halftime lead.

Coming out of intermission, Utah State asserted itself over the final 30 minutes, holding Robert Morris scoreless and to only 115 yards of total offense. White again led the Aggies, this time taking a swing pass 53 yards for the score to give USU the lead for good. Nimrod connected on another field goal, a career-long 50-yarder, to push the lead to 20-14.

On the next possession with RMU driving to begin the fourth quarter, junior S **Ike Larsen** made his presence known, picking off the third-down pass to deliver the ball back to the Aggie offense. It was Larsen's second possession-switching play of the night after recording a fourth-down stop in the first half.

On the second play of USU's ensuing drive, junior QB **Bryson Barnes** took off up the middle, breaking loose for a career-long 63-yard touchdown scamper to firmly put the Aggies in the driver's seat.

Utah State continued to take control, forcing a three-and-out to immediately regain possession. Junior RB **Robert Briggs Jr.** then broke through the defense for a 55-yard run before being forced out. Briggs also suffered a leg injury on the play and had to be carted off the field. USU's momentum persisted, however, as Barnes connected with senior WR **Jalen Royals** for a 21-yard strike to push the advantage to 33-14. Nimrod connected on a 42-yard field goal on Utah State's final drive to account for the final tally.

The Aggie attack was equally effective through the air as on the ground as the offense totaled 343 passing yards alongside 303 rushing yards. Barnes finished with a line of 11-for-21 passing for 198 yards with two touchdowns and one interception. He also tied for the team lead in rushing alongside Briggs as the pair each finished with 88 yards on five and nine attempts, respectively. Senior RB **Rahsul Faison** added 12 carries for 78 yards, while freshman **Herschel Turner Jr.** made his collegiate debut and gained 44 yards on four rushes. White led the Aggies in receiving with 131 yards on three catches, while Royals posted a team-high five catches for 77 yards.

A pair of newcomers led the Aggie defense as graduate senior ILB **Jon Ross Maye** and senior S **Jordan Vincent** each finished with 10 tackles. The Aggies also received a pair of sacks from senior DE **Cian Slone** and graduate senior DE **Blaine Spires**.



Graduate senior ILB Jon Ross Maye (1) had 10 tackles, including 1.0 tackles for loss, against the Colonials.

/// GAME 1 RECAP vs. ROBERT MORRIS ///



August 31, 2024

MERLIN OLSEN FIELD AT MAVERIK STADIUM

SCORING SUMMARY

| | 1 | 2 | 3 | 4 | FINAL |
|---------------|---|----|----|----|-------|
| Robert Morris | 0 | 14 | 0 | 0 | 14 |
| Utah State | 7 | 3 | 10 | 16 | 36 |

First Quarter

USU - White 57 yd pass from Petras (Nimrod kick, 2:00)

Second Quarter

RMU - Mitchell 40 yd pass from Chiccott (Jenkins kick, 13:33)

USU - Nimrod 36 yd field goal (9:30)

RMU - Powell II 31 yd run (Jenkins kick, 0:41)

Third Quarter

USU - White 53 yd pass from Barnes (Nimrod kick, 10:33)

USU - Nimrod 50 yd field goal (2:38)

Fourth Quarter

USU - Barnes 63 yd run (Nimrod kick failed, 13:31)

USU - Royals 21 yd pass from Barnes (Nimrod kick, 10:57)

USU - Nimrod 42 yd field goal (1:49)

Attendance: 17,037

TEAM STATISTICS

| | RMU | USU |
|---------------------------------|------------|-------------|
| First Downs | 18 | 23 |
| Rushing | 137 | 303 |
| Passing | 225 | 343 |
| Total Offense | 362 | 646 |
| Fumbles: Number-Lost | 0-0 | 0-0 |
| Penalties: Number-Yards | 13-91 | 10-105 |
| Punts-Yards/Avg. | 9-386/42.9 | 4-183/45.8 |
| Punt returns: No-Yds-TD/Avg. | 0-0-0/0.0 | 1-12-0/12.0 |
| Kickoff Returns: No-Yds-TD/Avg. | 0-0-0/0.0 | 1-54-0/54.0 |
| Interceptions: No-Yds-TD | 3-31-0 | 1-0-0 |
| Fumble Returns: No-Yds-TD | 0-0-0 | 0-0-0 |
| Possession Time | 34:22 | 25:38 |
| Third-Down Conversions | 7-of-18 | 4-of-12 |

INDIVIDUAL RUSHING (ATT-YDS, TD)

RMU: Edmonds Jr., 19-86; Powell II, 3-36, TD; Moyer, 5-21; Tanner, 1-4; Charles, 1-2; Chiccott, 4-(-10); Team, 1-(-2).

USU: Barnes, 5-88, TD; Briggs Jr., 9-88; Faison, 12-78; Turner, 4-44; Petras, 1-5.

INDIVIDUAL PASSING (C-A-I, Yds, TD)

RMU: Chiccott, 22-30-1, 171, TD; Tanner, 6-8-0, 42; Charles, 1-1-0, 12; Team, 0-1-0, 0.

USU: Barnes, 11-21-1, 198, 2 TD; Petras, 10-15-2, 145, TD.

INDIVIDUAL RECEIVING

RMU: Edmonds Jr., 5-29; Mitchell, 4-60, TD; Robinson, 4-24; Ridgley, 3-30; Powell II, 2-32; Holloway, 2-11; Middleton, 2-8; White, 2-1; Moyer, 2-0; Smith, 1-16; Lucas, 1-13; Charles, 1-1.

USU: Royals, 5-77, TD; White, 3-131, 2 TD; Briggs Jr., 3-38; Faison, 3-17; Tia, 2-22; Lane, 2-14; Monney, 1-31; Page, 1-8; Bowman, 1-5.

USU Punt Returns: None.

USU KO Returns: None.

USU Interception Returns: None.

USU Tackle Leaders: Maye, 10; Vincent, 10; Miller, 6; Washington, 6.

UTAH STATE STARTERS

OFFENSE

| | |
|----|--------------|
| LT | Motes |
| LG | Bowles |
| C | Alo |
| RG | Maui |
| RT | Te. Andersen |
| WR | Royals |
| WR | Tia |
| WR | White |
| TE | Lane |
| RB | Briggs Jr. |
| QB | Petras |

DEFENSE

| | |
|----|-------------|
| DE | Spikes |
| DT | Iniguez Jr. |
| DT | Jackson |
| DE | En. Migao |
| LB | Maye |
| LB | Washington |
| NK | Union |
| CB | Dickerson |
| CB | Drew |
| S | Larsen |
| S | Vincent |





2024 UTAH STATE TEAM STATISTICS

| Team Statistics | USU | OPP |
|-----------------------|------------|-----------|
| SCORING | 150 | 257 |
| Points Per Game | 25.00 | 42.83 |
| FIRST DOWNS | 126 | 141 |
| Rushing | 43 | 58 |
| Passing | 78 | 76 |
| Penalty | 5 | 7 |
| RUSHING YARDAGE | 974 | 1396 |
| Yards gained | 1076 | 1513 |
| Yards lost | 102 | 117 |
| Attempts | 190 | 242 |
| Avg Per Attempt | 5.1 | 5.8 |
| Avg Per Game | 162.3 | 232.7 |
| TDs Rushing | 7 | 15 |
| PASSING YARDAGE | 1817 | 1566 |
| Att-Comp-Int | 242-151-10 | 193-134-3 |
| Avg Per Attempt | 7.51 | 8.11 |
| Avg Per Catch | 12.03 | 11.69 |
| Avg Per Game | 302.83 | 261.00 |
| TDs Passing | 13 | 16 |
| TOTAL OFFENSE | 2791 | 2962 |
| Total Plays | 432 | 435 |
| Avg Per Play | 6.5 | 6.8 |
| Avg Per Game | 465.2 | 493.7 |
| KICK RETURNS: #-YARDS | 14-229 | 11-241 |
| PUNT RETURNS: #-YARDS | 5-52 | 8-65 |
| INT RETURNS: #-YARDS | 3-15 | 10-91 |
| KICK RETURN AVERAGE | 16.36 | 21.91 |
| PUNT RETURN AVERAGE | 10.40 | 8.13 |
| INT RETURN AVERAGE | 5.00 | 9.10 |
| FUMBLES-LOST | 7-2 | 4-1 |
| PENALTIES-YARDS | 48-416 | 33-253 |
| Avg Per Game | 69.33 | 42.17 |
| PUNTS-YARDS | 30-1264 | 25-1048 |
| Avg Per Punt | 42.13 | 41.92 |
| Net Punt Avg | 39.30 | 38.24 |
| KICKOFFS-YARDS | 28-1666 | 48-2933 |
| Avg Per Kick | 59.50 | 61.10 |
| Net Kick Avg | 39.46 | 43.83 |
| TIME OF POSSESSION | 02:39:01 | 03:20:59 |
| Per Game | 26:30 | 33:30 |
| 3RD-DOWN CONVERSIONS | 33-91 | 37-82 |
| 3rd-Down Pct | 36.26 % | 45.12 % |
| 4TH-DOWN CONVERSIONS | 8-16 | 5-8 |
| 4th-Down Pct | 50.00 % | 62.50 % |
| SACKS BY-YARDS | 10-69 | 12-52 |
| MISC YARDS | 0 | 0 |
| TOUCHDOWNS SCORED | 20 | 32 |
| FIELD GOALS-ATTEMPTS | 4-8 | 11-11 |
| ON-SIDE KICKS | 0-2 | 0-0 |
| RED-ZONE SCORES | 14-20 | 29-31 |
| RED-ZONE TOUCHDOWNS | 11-20 | 22-31 |
| PAT-ATTEMPTS | 16-17 | 30-31 |
| ATTENDANCE | 61,439 | 116,704 |
| Dates-Avg Per Date | 3-20,480 | 3-38,901 |
| Neutral Site #-Avg | - | 0-0 |

| Conf | Date | Opponent | WL | Score | Record | Time | Attend |
|------|------------|----------------|----|-------|-----------|-------|--------|
| | 08/31/2024 | ROBERT MORRIS | W | 36-14 | 1-0 , 0-0 | 03:24 | 17,037 |
| | 09/07/2024 | at USC | L | 0-48 | 1-1 , 0-0 | 03:27 | 68,110 |
| | 09/14/2024 | UTAH | L | 21-38 | 1-2 , 0-0 | 03:28 | 24,107 |
| | 09/21/2024 | at Temple | L | 29-45 | 1-3 , 0-0 | 03:31 | 11,384 |
| * | 10/05/2024 | at Boise State | L | 30-62 | 1-4 , 0-1 | 03:37 | 37,210 |
| * | 10/11/2024 | UNLV | L | 34-50 | 1-5 , 0-2 | 03:28 | 20,295 |

* = Conference game

| Score by Quarters | 1st | 2nd | 3rd | 4th | Total |
|-------------------|-----|-----|-----|-----|-------|
| Utah State | 24 | 45 | 38 | 43 | 150 |
| Opponents | 41 | 124 | 37 | 55 | 257 |



| # | Rushing | GP | ATT | GAIN | LOSS | NET | AVG | TD | LG | AVG/G |
|----|--------------------|----------|------------|-------------|------------|-------------|------------|-----------|-----------|---------------|
| 3 | Faison, Raahsul | 6 | 108 | 606 | 19 | 587 | 5.4 | 3 | 27 | 97.83 |
| 21 | Turner, Herschel | 6 | 29 | 172 | 19 | 153 | 5.3 | 2 | 24 | 25.50 |
| 16 | Barnes, Bryson | 3 | 21 | 140 | 24 | 116 | 5.5 | 2 | 63 | 38.67 |
| 2 | Briggs Jr., Robert | 1 | 9 | 89 | 1 | 88 | 9.8 | 0 | 55 | 88.00 |
| 7 | Petras, Spencer | 4 | 17 | 44 | 24 | 20 | 1.2 | 0 | 12 | 5.00 |
| 89 | Nimrod, Elliott | 6 | 1 | 10 | 0 | 10 | 10.0 | 0 | 10 | 1.67 |
| 62 | Maui, Aloali'i | 6 | 0 | 8 | 0 | 8 | 8.0 | 0 | 8 | 1.33 |
| 1 | Royals, Jalen | 6 | 1 | 3 | 0 | 3 | 3.0 | 0 | 3 | 0.50 |
| 15 | Conover, Jacob | 1 | 3 | 4 | 8 | -4 | -1.3 | 0 | 4 | -4.00 |
| | Team | 6 | 1 | 0 | 7 | -7 | -7.0 | 0 | 0 | -1.17 |
| | Total | 6 | 190 | 1076 | 102 | 974 | 5.1 | 7 | 63 | 162.33 |
| | Opponents | 6 | 242 | 1513 | 117 | 1396 | 5.8 | 15 | 75 | 232.67 |

| # | Passing | GP | Rating | COMP-ATT-INT | PCT | YDS | TD | LG | AVG/G |
|----|------------------|----------|---------------|-------------------|----------------|-------------|-----------|-----------|---------------|
| 7 | Petras, Spencer | 4 | 143.69 | 104-159-6 | 65.41 % | 1271 | 9 | 75 | 317.75 |
| 16 | Barnes, Bryson | 3 | 119.26 | 45-79-4 | 56.96 % | 524 | 4 | 53 | 174.67 |
| 15 | Conover, Jacob | 1 | 96.20 | 2-4-0 | 50.00 % | 22 | 0 | 18 | 22.00 |
| | Total | 6 | 134.93 | 151-242-10 | 62.40 % | 1817 | 13 | 75 | 302.83 |
| | Opponents | 6 | 161.84 | 134-193-3 | 69.43 % | 1566 | 16 | 91 | 261.00 |

| # | Receiving | GP | NO | YDS | AVG | TD | LG | AVG/G |
|----|--------------------|----------|------------|-------------|--------------|-----------|-----------|---------------|
| 1 | Royals, Jalen | 6 | 44 | 646 | 14.68 | 5 | 75 | 107.67 |
| 23 | White, Kyrese | 6 | 19 | 301 | 15.84 | 2 | 57 | 50.17 |
| 14 | Hestera, Jack | 5 | 16 | 247 | 15.44 | 3 | 28 | 49.40 |
| 5 | Tia, Otto | 6 | 15 | 153 | 10.20 | 1 | 39 | 25.50 |
| 87 | Lane, Broc | 6 | 15 | 146 | 9.73 | 2 | 20 | 24.33 |
| 8 | Page, Grant | 6 | 11 | 88 | 8.00 | 0 | 16 | 14.67 |
| 86 | Monney, Will | 6 | 4 | 62 | 15.50 | 0 | 31 | 10.33 |
| 83 | Sterzer, Josh | 5 | 4 | 50 | 12.50 | 0 | 37 | 10.00 |
| 9 | Bowman, Colby | 6 | 4 | 43 | 10.75 | 0 | 31 | 7.17 |
| 2 | Briggs Jr., Robert | 1 | 3 | 38 | 12.67 | 0 | 18 | 38.00 |
| 21 | Turner, Herschel | 6 | 5 | 26 | 5.20 | 0 | 9 | 4.33 |
| 3 | Faison, Raahsul | 6 | 11 | 17 | 1.55 | 0 | 13 | 2.83 |
| | Total | 6 | 151 | 1817 | 12.03 | 13 | 75 | 302.83 |
| | Opponents | 6 | 134 | 1566 | 11.69 | 16 | 91 | 261.00 |

| # | Punt Returns | NO | YRDS | AVG | TD | LG |
|----|--------------------|----------|-----------|--------------|----------|-----------|
| 0 | Freeman IV, Robert | 4 | 43 | 10.75 | 0 | 16 |
| 11 | Davis, Kahanu | 1 | 9 | 9.00 | 0 | 9 |
| | Total | 5 | 52 | 10.40 | 0 | 16 |
| | Opponents | 8 | 65 | 8.13 | 0 | 22 |

| # | Interceptions | NO | YRDS | AVG | TD | LG |
|----|------------------|-----------|-----------|-------------|----------|-----------|
| 24 | Vincent, Jordan | 1 | 15 | 15.00 | 0 | 15 |
| 4 | Graham II, D.J. | 1 | 0 | 0.00 | 0 | 0 |
| 6 | Larsen, Ike | 1 | 0 | 0.00 | 0 | 0 |
| | Total | 3 | 15 | 5.00 | 0 | 15 |
| | Opponents | 10 | 91 | 9.10 | 0 | 34 |

| # | Kick Returns | NO | YRDS | AVG | TD | LG |
|----|--------------------|-----------|------------|--------------|----------|-----------|
| 1 | Royals, Jalen | 6 | 116 | 19.33 | 0 | 25 |
| 0 | Freeman IV, Robert | 5 | 99 | 19.80 | 0 | 24 |
| 23 | White, Kyrese | 1 | 11 | 11.00 | 0 | 11 |
| 83 | Sterzer, Josh | 1 | 3 | 3.00 | 0 | 3 |
| 86 | Monney, Will | 1 | 0 | 0.00 | 0 | 0 |
| | Total | 14 | 229 | 16.36 | 0 | 25 |
| | Opponents | 11 | 241 | 21.91 | 1 | 96 |

| # | Fumble Returns | NO | YRDS | AVG | TD | LG |
|----|------------------|----------|----------|-------------|----------|----------|
| 62 | Maui, Aloali'i | 1 | 8 | 8.00 | 0 | 8 |
| | Total | 1 | 8 | 8.00 | 0 | 8 |
| | Opponents | 1 | 4 | 4.00 | 0 | 4 |



2024 UTAH STATE INDIVIDUAL STATISTICS

| # | Scoring | TD | FG | PAT | | | | | SAF | PTS |
|-----------|------------------|----|----|-------|------|-----|------|-----|-----|-----|
| | | | | KICK | RUSH | RCV | PASS | DXP | | |
| 1 | Royals, Jalen | 5 | — | — | — | — | — | — | — | 30 |
| 3 | Faison, Rahsul | 3 | — | — | — | — | — | — | — | 18 |
| 14 | Hestera, Jack | 3 | — | — | — | — | — | — | — | 18 |
| 89 | Nimrod, Elliott | — | 3 | 9-10 | — | — | — | — | — | 18 |
| 16 | Barnes, Bryson | 2 | — | — | — | — | — | — | — | 12 |
| 87 | Lane, Broc | 2 | — | — | — | — | — | — | — | 12 |
| 21 | Turner, Herschel | 2 | — | — | — | — | — | — | — | 12 |
| 23 | White, Kyrese | 2 | — | — | — | — | — | — | — | 12 |
| 88 | Cragun, Tanner | — | 1 | 7-7 | — | — | — | — | — | 10 |
| 5 | Tia, Otto | 1 | — | — | — | — | — | — | — | 6 |
| 7 | Petras, Spencer | — | — | — | — | 1 | 1-3 | — | — | 2 |
| Total | | 20 | 4 | 16-17 | — | 1 | 1-3 | — | — | 150 |
| Opponents | | 32 | 11 | 30-31 | — | 1 | 1-1 | — | — | 257 |

| # | Field Goals | FGM-FGA | PCT | I20 | 20-29 | 30-39 | 40-49 | 50+ | LG | BLK |
|-----------|-----------------|---------|----------|-----|-------|-------|-------|-----|----|-----|
| 89 | Nimrod, Elliott | 3-7 | 42.86 % | 0-0 | 0-1 | 1-2 | 1-2 | 1-2 | 50 | 1 |
| 88 | Cragun, Tanner | 1-1 | 100.00 % | 0-0 | 0-0 | 1-1 | 0-0 | 0-0 | 36 | 0 |
| Total | | 4-8 | 50.00 % | 0-0 | 0-1 | 2-3 | 1-2 | 1-2 | 50 | 1 |
| Opponents | | 11-11 | 100.00 % | 0-0 | 2-2 | 4-4 | 4-4 | 1-1 | 64 | 0 |

| FG Sequence | | Utah State | Opponents |
|---------------|--|----------------|----------------|
| Robert Morris | | (36),(50),(42) | - |
| USC | | 52 | (23),(24) |
| Utah | | 35,43 | (39),(25),(18) |
| Temple | | 29 | (64) |
| Boise State | | (36) | (48),(42) |
| UNLV | | - | (33),(46),(36) |

Numbers in (parentheses) indicate field goal was made.

| # | All Purpose | G | RUSH | RCV | PR | KR | IR | Total | AVG/G |
|-----------|--------------------|---|------|------|----|-----|----|-------|--------|
| 1 | Royals, Jalen | 6 | 3 | 646 | 0 | 116 | 0 | 765 | 127.50 |
| 3 | Faison, Rahsul | 6 | 587 | 17 | 0 | 0 | 0 | 604 | 100.67 |
| 23 | White, Kyrese | 6 | 0 | 301 | 0 | 11 | 0 | 312 | 52.00 |
| 14 | Hestera, Jack | 5 | 0 | 247 | 0 | 0 | 0 | 247 | 49.40 |
| 21 | Turner, Herschel | 6 | 153 | 26 | 0 | 0 | 0 | 179 | 29.83 |
| 5 | Tia, Otto | 6 | 0 | 153 | 0 | 0 | 0 | 153 | 25.50 |
| 87 | Lane, Broc | 6 | 0 | 146 | 0 | 0 | 0 | 146 | 24.33 |
| 0 | Freeman IV, Robert | 4 | 0 | 0 | 43 | 99 | 0 | 142 | 35.50 |
| 2 | Briggs Jr., Robert | 1 | 88 | 38 | 0 | 0 | 0 | 126 | 126.00 |
| 16 | Barnes, Bryson | 3 | 116 | 0 | 0 | 0 | 0 | 116 | 38.67 |
| 8 | Page, Grant | 6 | 0 | 88 | 0 | 0 | 0 | 88 | 14.67 |
| 86 | Monney, Will | 6 | 0 | 62 | 0 | 0 | 0 | 62 | 10.33 |
| 83 | Sterzer, Josh | 5 | 0 | 50 | 0 | 3 | 0 | 53 | 10.60 |
| 9 | Bowman, Colby | 6 | 0 | 43 | 0 | 0 | 0 | 43 | 7.17 |
| 7 | Petras, Spencer | 4 | 20 | 0 | 0 | 0 | 0 | 20 | 5.00 |
| 24 | Vincent, Jordan | 6 | 0 | 0 | 0 | 0 | 15 | 15 | 2.50 |
| 89 | Nimrod, Elliott | 6 | 10 | 0 | 0 | 0 | 0 | 10 | 1.67 |
| 11 | Davis, Kahanu | 2 | 0 | 0 | 9 | 0 | 0 | 9 | 4.50 |
| 62 | Maui, Aloali'i | 6 | 8 | 0 | 0 | 0 | 0 | 8 | 1.33 |
| 15 | Conover, Jacob | 1 | -4 | 0 | 0 | 0 | 0 | -4 | -4.00 |
| Team | | 6 | -7 | 0 | 0 | 0 | 0 | -7 | -1.17 |
| Total | | 6 | 974 | 1817 | 52 | 229 | 15 | 3087 | 514.50 |
| Opponents | | 6 | 1396 | 1566 | 65 | 241 | 91 | 3359 | 559.83 |

| # | Total Offense | G | Plays | Rush | Pass | Total | AVG/G |
|-----------|--------------------|---|-------|------|------|-------|--------|
| 7 | Petras, Spencer | 4 | 176 | 20 | 1271 | 1291 | 322.75 |
| 16 | Barnes, Bryson | 3 | 100 | 116 | 524 | 640 | 213.33 |
| 3 | Faison, Rahsul | 6 | 108 | 587 | 0 | 587 | 97.83 |
| 21 | Turner, Herschel | 6 | 29 | 153 | 0 | 153 | 25.50 |
| 2 | Briggs Jr., Robert | 1 | 9 | 88 | 0 | 88 | 88.00 |
| 15 | Conover, Jacob | 1 | 7 | -4 | 22 | 18 | 18.00 |
| 89 | Nimrod, Elliott | 6 | 1 | 10 | 0 | 10 | 1.67 |
| 62 | Maui, Aloali'i | 6 | 0 | 8 | 0 | 8 | 1.33 |
| 1 | Royals, Jalen | 6 | 1 | 3 | 0 | 3 | 0.50 |
| Team | | 6 | 1 | -7 | 0 | -7 | -1.17 |
| Total | | 6 | 432 | 974 | 1817 | 2791 | 465.17 |
| Opponents | | 6 | 435 | 1396 | 1566 | 2962 | 493.67 |

| # | Punting | NO | YDS | AVG | LG | TB | FC | I20 | 50+ | BLK |
|-----------|--------------------|----|------|-------|----|----|----|-----|-----|-----|
| 63 | Kotsanlee, Stephen | 26 | 1103 | 42.42 | 67 | 1 | 13 | 5 | 4 | 0 |
| 47 | Marks, Ryan | 4 | 161 | 40.25 | 43 | 0 | 1 | 4 | 0 | 0 |
| Total | | 30 | 1264 | 42.13 | 67 | 1 | 14 | 9 | 4 | 0 |
| Opponents | | 25 | 1048 | 41.92 | 71 | 2 | 7 | 9 | 5 | 0 |

| # | Kickoffs | NO | YDS | AVG | TB | OB |
|-----------|-----------------|----|------|------|----|----|
| 89 | Nimrod, Elliott | 28 | 1666 | 59.5 | 16 | 2 |
| Total | | 28 | 1666 | 59.5 | 16 | 2 |
| Opponents | | 48 | 2933 | 61.1 | 30 | 1 |



| # | Defensive Leaders | GP | Tackles | | | | Sacks NO-YDS | Pass Defense | | | Fumbles | | Blocked | |
|-----------|----------------------|----|---------|------|-------|----------|-----------------|--------------|----|-----|---------|----|---------|-----|
| | | | Solo | ASST | TOT | TFL-YDS | | INT-YDS | BU | QBH | RCV-YDS | FF | KICK | SAF |
| 24 | Vincent, Jordan | 6 | 27 | 26 | 53.0 | 0.5-1 | — | 1-15 | 1 | 1 | — | — | — | — |
| 6 | Larsen, Ike | 6 | 33 | 15 | 48.0 | 1.5-6 | — | 1-0 | 4 | — | — | — | — | — |
| 1 | Maye, Jon Ross | 6 | 17 | 22 | 39.0 | 3.0-8 | — | — | 1 | 3 | — | — | — | — |
| 42 | Washington, Clyde | 6 | 14 | 22 | 36.0 | 2.5-5 | — | — | — | 1 | 1-0 | — | — | — |
| 4 | Graham II, D.J. | 6 | 14 | 9 | 23.0 | — | — | 1-0 | — | — | — | 2 | — | — |
| 3 | Drew, JD | 6 | 12 | 9 | 21.0 | — | — | — | 1 | — | — | — | — | — |
| 2 | Francois, Jaiden | 6 | 8 | 10 | 18.0 | 1.5-4 | — | — | 1 | — | — | — | — | — |
| 26 | Miller, John | 5 | 11 | 6 | 17.0 | 2.0-4 | — | — | 1 | — | — | — | — | — |
| 17 | Dickerson, Avante | 6 | 10 | 5 | 15.0 | 2.0-7 | — | — | 3 | — | — | — | — | — |
| 15 | Union, Torren | 6 | 7 | 8 | 15.0 | 1.0-1 | — | — | — | — | — | — | — | — |
| 98 | Slone, Cian | 6 | 9 | 5 | 14.0 | 3.0-33 | 3.0-33 | — | — | 1 | — | — | — | — |
| 50 | Falatea, Lawrence | 6 | 3 | 9 | 12.0 | 2.0-10 | 2.0-10 | — | — | 1 | — | — | — | — |
| 95 | Jackson, Miguel | 4 | 3 | 9 | 12.0 | 1.5-7 | 1.5-7 | — | — | — | — | — | — | — |
| 7 | Okeke, Omari | 6 | 4 | 8 | 12.0 | 0.5-1 | — | — | — | — | — | — | — | — |
| 39 | Pearson, Jadon | 4 | 3 | 8 | 11.0 | 0.5-1 | — | — | — | — | — | — | — | — |
| 10 | Iniguez Jr., Gabriel | 6 | 2 | 8 | 10.0 | 0.5-0 | — | — | — | 2 | — | — | — | — |
| 44 | Maile, Bo | 6 | 2 | 8 | 10.0 | 0.5-2 | — | — | — | — | — | — | — | — |
| 21 | McConico, Malik | 5 | 9 | 1 | 10.0 | — | — | — | 1 | — | — | — | — | — |
| 8 | Williams , Taz | 4 | 4 | 5 | 9.0 | 1.0-3 | — | — | — | — | — | — | — | — |
| 9 | Spires, Blaine | 4 | 4 | 4 | 8.0 | 3.0-8 | 1.0-6 | — | — | 2 | — | — | — | — |
| 14 | Olevao Jr., Bronson | 6 | 5 | 1 | 6.0 | 1.0-2 | 1.0-2 | — | — | 1 | — | — | — | — |
| 11 | Peterson, Gabe | 4 | 1 | 5 | 6.0 | 1.0-4 | 0.5-3 | — | — | — | — | — | — | — |
| 90 | Bruce, Isaiah | 5 | 2 | 2 | 4.0 | 0.5-0 | — | — | — | — | — | — | — | — |
| 19 | Davis, Chase | 2 | 1 | 3 | 4.0 | — | — | — | — | — | — | — | — | — |
| 12 | Harris, Simeon | 3 | 1 | 3 | 4.0 | — | — | — | 1 | — | — | — | — | — |
| 20 | Joyce, Cole | 6 | 3 | 1 | 4.0 | — | — | — | — | — | — | — | — | — |
| 94 | Lolohea, Siolaa | 2 | 4 | — | 4.0 | 1.0-2 | — | — | — | — | — | — | — | — |
| 27 | Pili, Logan | 6 | 1 | 3 | 4.0 | — | — | — | — | — | — | — | — | — |
| 23 | White, Kyrese | 6 | 3 | 1 | 4.0 | — | — | — | — | — | — | — | — | — |
| 25 | Flores, Noah | 6 | 2 | 1 | 3.0 | 1.0-1 | — | — | — | — | — | — | — | — |
| 33 | Alford, Max | 4 | 2 | — | 2.0 | — | — | — | — | — | — | — | — | — |
| 5 | Dean, Marlin | 5 | 1 | 1 | 2.0 | — | — | — | — | 2 | — | — | — | — |
| 45 | Migao, Enoka | 2 | — | 2 | 2.0 | — | — | — | — | 1 | — | — | — | — |
| 41 | Nesmith, Carl | 2 | 2 | — | 2.0 | 1.0-8 | 1.0-8 | — | — | — | — | — | — | — |
| 83 | Sterzer, Josh | 5 | 2 | — | 2.0 | — | — | — | — | — | — | — | — | — |
| 16 | Barnes, Bryson | 3 | 1 | — | 1.0 | — | — | — | — | — | — | — | — | — |
| 49 | Garcia, Jacob | 6 | — | 1 | 1.0 | — | — | — | — | — | — | — | — | — |
| 87 | Lane, Broc | 6 | 1 | — | 1.0 | — | — | — | — | — | — | — | — | — |
| 62 | Maui, Aloali'i | 6 | 1 | — | 1.0 | — | — | — | — | — | 0-8 | — | — | — |
| 86 | Monney, Will | 6 | 1 | — | 1.0 | — | — | — | — | — | — | — | — | — |
| 89 | Nimrod, Elliott | 6 | 1 | — | 1.0 | — | — | — | — | — | — | — | — | — |
| 21 | Turner, Herschel | 6 | — | 1 | 1.0 | — | — | — | — | — | — | — | — | — |
| 15 | Conover, Jacob | 1 | — | — | — | — | — | — | — | — | — | — | — | — |
| 88 | Cragun, Tanner | 2 | — | — | — | — | — | — | — | — | — | — | — | — |
| 3 | Faison, Rahtul | 6 | — | — | — | — | — | — | — | — | — | — | — | — |
| 14 | Hestera, Jack | 5 | — | — | — | — | — | — | — | — | — | — | — | — |
| 8 | Page, Grant | 6 | — | — | — | — | — | — | — | — | — | — | — | — |
| 7 | Petras, Spencer | 4 | — | — | — | — | — | — | — | — | — | — | — | — |
| 1 | Royals, Jalen | 6 | — | — | — | — | — | — | — | — | — | — | — | — |
| TM | Team | 6 | — | — | — | — | — | — | — | — | — | — | — | — |
| 5 | Tia, Otto | 6 | — | — | — | — | — | — | — | — | — | — | — | — |
| Total | | 6 | 231 | 222 | 453.0 | 32.0-118 | 10.0-69 | 3-15 | 14 | 15 | 1-8 | 2 | — | — |
| Opponents | | 6 | 219 | 206 | 425.0 | 33.0-111 | 12.0-52 | 10-91 | 29 | 17 | 2-4 | 4 | 1 | — |



2024 UTAH STATE GAME-BY-GAME STATS

/// OFFENSIVE STARTERS GAME-BY-GAME ///

| OFFENSE | WR | WR | LT | LG | OC | RG | RT | TE | WR | RB | QB |
|---------------------|--------|-------|-------|--------|-----|------|--------------|---------|-----|------------|--------|
| Robert Morris | Royals | White | Motes | Bowles | Alo | Maui | Te. Andersen | Lane | Tia | Briggs Jr. | Petras |
| at USC | Royals | White | Motes | Bowles | Alo | Maui | Te. Andersen | Lane | Tia | Faison | Barnes |
| Utah | Royals | White | Motes | Bowles | Alo | Maui | Te. Andersen | Lane | Tia | Faison | Barnes |
| at Temple | Royals | White | Motes | Bowles | Alo | Maui | Te. Andersen | Lane | Tia | Faison | Petras |
| at Boise State | Royals | White | Motes | Bowles | Alo | Maui | Te. Andersen | Sterzer | Tia | Faison | Petras |
| UNLV | Royals | White | Motes | Bowles | Alo | Maui | Te. Andersen | Lane | Tia | Faison | Petras |
| New Mexico | | | | | | | | | | | |
| at Wyoming | | | | | | | | | | | |
| at Washington State | | | | | | | | | | | |
| Hawai'i | | | | | | | | | | | |
| San Diego State | | | | | | | | | | | |
| at Colorado State | | | | | | | | | | | |

/// DEFENSIVE STARTERS GAME-BY-GAME ///

| DEFENSE | DE | DT | DT/S* | DE | ILB | ILB | NKL/ILB* | CB | S | S | CB |
|---------------------|--------|-------------|-----------|-----------|------|------------|------------|-----------|--------|---------|-----------|
| Robert Morris | Spires | Iniguez Jr. | Jackson | En. Migao | Maye | Washington | Union | Dickerson | Larsen | Vincent | Drew |
| at USC | Spires | Iniguez Jr. | McConico* | En. Migao | Maye | Washington | Union | Dickerson | Larsen | Vincent | Drew |
| Utah | Spires | Iniguez Jr. | Jackson | Peterson | Maye | Washington | Union | Dickerson | Larsen | Vincent | Drew |
| at Temple | Spires | Iniguez Jr. | Jackson | Falatea | Maye | Washington | Union | Dickerson | Larsen | Vincent | Graham II |
| at Boise State | Slone | Iniguez Jr. | Maile | Falatea | Maye | Washington | Miller* | Dickerson | Larsen | Vincent | Graham II |
| UNLV | Slone | Iniguez Jr. | *Okeke | Falatea | Maye | Washington | Graham II* | Dickerson | Larsen | Vincent | Drew |
| New Mexico | | | | | | | | | | | |
| at Wyoming | | | | | | | | | | | |
| at Washington State | | | | | | | | | | | |
| Hawai'i | | | | | | | | | | | |
| San Diego State | | | | | | | | | | | |
| at Colorado State | | | | | | | | | | | |

/// CAREER GAMES PLAYED / STARTED ///

| Player | Career Games | Career Starts | Consec Games | Consec Starts | Player | Career Games | Career Starts | Consec Games | Consec Starts | Player | Career Games | Career Starts | Consec Games | Consec Starts |
|--------------------|--------------|---------------|--------------|---------------|--------------------|--------------|---------------|--------------|---------------|--------------------|--------------|---------------|--------------|---------------|
| E. Nimrod, PK | 52 | 0 | 10 | 0 | B. Maile, DT | 28 | 1 | 9 | 0 | I. Raass, ILB | 8 | 0 | 0 | 0 |
| J. Vincent, S | 49 | 39 | 6 | 6 | O. Tia, WR | 27 | 7 | 7 | 6 | C. Tuatagaloa, TE | 7 | 0 | 0 | 0 |
| T. Union, S | 47 | 14 | 6 | 0 | S. Harris, S | 27 | 13 | 0 | 0 | T. Motu'apuaka, OL | 7 | 7 | 0 | 0 |
| W. Bowles, OL | 46 | 14 | 15 | 14 | B. Barnes, QB | 27 | 13 | 0 | 0 | M. Dean, DE | 6 | 0 | 0 | 0 |
| J. Garcia, LS | 46 | 0 | 46 | 0 | J. Hestera, WR | 25 | 7 | 5 | 0 | N. Flores, CB | 6 | 0 | 6 | 0 |
| B. Spires, DE | 46 | 25 | 0 | 0 | Tr. Andersen, OL | 25 | 0 | 3 | 0 | G. Page, WR | 6 | 0 | 6 | 0 |
| C. Bowman, WR | 45 | 7 | 19 | 0 | JD Drew, CB | 22 | 10 | 12 | 1 | H. Turner Jr., RB | 6 | 0 | 6 | 0 |
| S. Kotsanlee, P | 45 | 0 | 6 | 0 | S. Tuiaiki, DT | 22 | 14 | 2 | 0 | K. Davis, WR | 6 | 0 | 2 | 0 |
| J. Ross Maye, ILB | 44 | 44 | 6 | 6 | J. Pearson, ILB | 22 | 0 | 1 | 0 | J. Pele, OL | 5 | 0 | 5 | 0 |
| K. White, WR | 44 | 6 | 19 | 6 | En. Migao, DE | 22 | 5 | 0 | 0 | I. Bruce, DT | 5 | 0 | 2 | 0 |
| C. Washington, ILB | 42 | 10 | 6 | 6 | R. Briggs, RB | 22 | 4 | 0 | 0 | M. McConico, S | 5 | 1 | 0 | 0 |
| S. Petras, QB | 41 | 35 | 3 | 3 | G. Iniguez Jr., DT | 21 | 10 | 6 | 6 | N. Floyd, RB | 5 | 0 | 0 | 0 |
| J. Miller, ILB | 41 | 1 | 6 | 0 | L. Pili, LB | 21 | 2 | 17 | 0 | W. Holmes, DE | 4 | 0 | 1 | 0 |
| F. Alo, OL | 38 | 21 | 10 | 9 | L. Falatea, DE | 20 | 3 | 6 | 3 | T. Taylor, S | 4 | 0 | 0 | 0 |
| C. Vaughn, DT | 38 | 20 | 0 | 0 | A. Maui, OL | 19 | 15 | 19 | 15 | R. Freeman IV, WR | 4 | 0 | 0 | 0 |
| C. Motes, OL | 37 | 28 | 12 | 12 | R. Faison, RB | 19 | 8 | 19 | 5 | C. Davis, S | 3 | 0 | 1 | 0 |
| J. Sterzer, TE | 36 | 14 | 5 | 0 | C. Slone, DE | 19 | 8 | 19 | 2 | T. Slone, S | 3 | 0 | 0 | 0 |
| T. Williams, DT | 35 | 1 | 0 | 0 | B. Radford, OL | 19 | 1 | 19 | 0 | T. Cragun, PK | 2 | 0 | 2 | 0 |
| D. Graham II, CB | 34 | 15 | 6 | 3 | G. Maile, OL | 19 | 0 | 6 | 0 | S. Lolohea, DT | 2 | 0 | 2 | 0 |
| C. Joyce, LB | 33 | 1 | 12 | 0 | El. Migao, OL | 19 | 0 | 6 | 0 | C. Nesmith, DE | 2 | 0 | 2 | 0 |
| B. Lane, TE | 32 | 15 | 6 | 1 | Te. Andersen, OL | 18 | 13 | 10 | 8 | T. Williams, ILB | 2 | 0 | 0 | 0 |
| I. Larsen, S | 31 | 23 | 19 | 19 | W. Monney, TE | 18 | 1 | 11 | 0 | Q. Riley, WR | 2 | 0 | 0 | 0 |
| J. Royals, WR | 31 | 20 | 26 | 19 | M. Alford, LB | 18 | 5 | 0 | 0 | CJ Tiller, QB | 2 | 1 | 0 | 0 |
| J. Francois, CB | 31 | 7 | 9 | 0 | O. Okeke, LB | 16 | 2 | 6 | 1 | Z. Andreasen, DE | 1 | 0 | 0 | 0 |
| G. Peterson, DE | 31 | 15 | 0 | 0 | R. Marks, P/K | 14 | 0 | 0 | 0 | | | | | |
| M. Jackson, DT | 31 | 13 | 0 | 0 | B. Olevao Jr., ILB | 9 | 0 | 6 | 0 | | | | | |
| A. Dickerson, CB | 30 | 13 | 6 | 6 | J. Conover, QB | 9 | 0 | 0 | 0 | | | | | |



/// GAME-BY-GAME STATISTICS ///

| | | | First | Rushing | Passing | Total Offense | | | | |
|---------------------|--------|-------|-------|----------------|-------------------------|-------------------|-----------|-------|----------|----|
| UTAH STATE | Points | TOP | Downs | (No-Yds-TD-LG) | (Cmp-Att-Int-Yds-TD-LG) | (Plays-Yds-TD-LG) | Penalties | Punts | 3rd Down | TO |
| Robert Morris | 36 | 25:38 | 23 | 31-303-1-63 | 21-36-3-343-3-57 | 67-646-4-63 | 10-105 | 4-183 | 4-12 | 3 |
| at USC | 0 | 27:07 | 10 | 23-87-0-20 | 18-27-1-103-0-16 | 50-190-0-20 | 9-64 | 6-224 | 2-11 | 1 |
| Utah | 21 | 22:42 | 14 | 34-140-1-27 | 18-35-2-245-2-39 | 69-385-3-34 | 9-65 | 5-240 | 3-16 | 2 |
| at Temple | 29 | 29:02 | 26 | 36-186-2-26 | 26-44-1-293-2-30 | 80-479-4-30 | 6-60 | 6-238 | 6-15 | 1 |
| at Boise State | 30 | 25:34 | 21 | 34-135-1-24 | 27-41-0-372-3-75 | 75-507-4-75 | 7-42 | 5-230 | 10-19 | 1 |
| UNLV | 34 | 28:58 | 32 | 32-123-2-20 | 41-59-3-461-3-27 | 91-584-5-27 | 7-80 | 4-149 | 8-17 | 4 |
| New Mexico | | | | | | | | | | |
| at Wyoming | | | | | | | | | | |
| at Washington State | | | | | | | | | | |
| Hawai'i | | | | | | | | | | |
| San Diego State | | | | | | | | | | |
| at Colorado State | | | | | | | | | | |

| | | | First | Rushing | Passing | Total Offense | | | | |
|---------------------|--------|-------|-------|----------------|-------------------------|-------------------|-----------|-------|----------|----|
| OPPONENTS | Points | TOP | Downs | (No-Yds-TD-LG) | (Cmp-Att-Int-Yds-TD-LG) | (Plays-Yds-TD-LG) | Penalties | Punts | 3rd Down | TO |
| Robert Morris | 14 | 34:22 | 18 | 34-137-1-31 | 19-40-1-225-1-40 | 74-362-2-40 | 13-91 | 9-386 | 7-18 | 1 |
| at USC | 48 | 32:53 | 28 | 37-249-5-33 | 29-41-0-295-1-34 | 78-544-6-34 | 4-27 | 1-35 | 6-10 | 1 |
| Utah | 38 | 37:18 | 23 | 41-221-1-64 | 20-33-1-239-3-33 | 74-460-4-64 | 1-15 | 4-156 | 3-13 | 1 |
| at Temple | 45 | 30:58 | 20 | 41-180-1-21 | 17-27-0-271-5-91 | 68-451-6-91 | 5-33 | 6-225 | 10-16 | 0 |
| at Boise State | 62 | 34:26 | 27 | 42-296-4-75 | 26-32-1-303-3-42 | 74-599-7-75 | 4-37 | 2-112 | 7-13 | 1 |
| UNLV | 50 | 31:02 | 25 | 47-313-3-62 | 13-20-0-233-3-37 | 67-546-6-62 | 6-50 | 3-134 | 4-12 | 0 |
| New Mexico | | | | | | | | | | |
| at Wyoming | | | | | | | | | | |
| at Washington State | | | | | | | | | | |
| Hawai'i | | | | | | | | | | |
| San Diego State | | | | | | | | | | |
| at Colorado State | | | | | | | | | | |

/// GAME-BY-GAME PASSING ///

| SPENCER PETRAS | Comp | Att | Int | Pct. | Yards | TD | Long | Sacks | Yards | Efficiency |
|---------------------|------|-----|-----|------|-------|----|------|-------|-------|------------|
| Robert Morris | 10 | 15 | 2 | .667 | 145 | 1 | 57 | 0 | 0 | 143.2 |
| at USC | 0 | 0 | 0 | .000 | 0 | 0 | 0 | 0 | 0 | 0.0 |
| Utah | 0 | 0 | 0 | .000 | 0 | 0 | 0 | 0 | 0 | 0.0 |
| at Temple | 26 | 44 | 1 | .591 | 293 | 2 | 30 | 2 | 8 | 125.5 |
| at Boise State | 27 | 41 | 0 | .658 | 372 | 3 | 75 | 1 | 3 | 304.3 |
| UNLV | 41 | 59 | 3 | .695 | 461 | 3 | 27 | 3 | 13 | 141.7 |
| New Mexico | | | | | | | | | | |
| at Wyoming | | | | | | | | | | |
| at Washington State | | | | | | | | | | |
| Hawai'i | | | | | | | | | | |
| San Diego State | | | | | | | | | | |
| at Colorado State | | | | | | | | | | |
| TOTALS | 104 | 159 | 6 | .654 | 1271 | 9 | 75 | 6 | 24 | 143.7 |

| BRYSON BARNES | Comp | Att | Int | Pct. | Yards | TD | Long | Sacks | Yards | Efficiency |
|---------------------|------|-----|-----|------|-------|----|------|-------|-------|------------|
| Robert Morris | 11 | 21 | 1 | .524 | 198 | 2 | 53 | 0 | 00 | 153.5 |
| at USC | 18 | 27 | 1 | .667 | 103 | 0 | 16 | 3 | 11 | 91.3 |
| Utah | 16 | 31 | 2 | .516 | 223 | 2 | 39 | 2 | 9 | 120.4 |
| at Temple | 0 | 0 | 0 | 0 | 0 | 0 | 0 | 0 | 0 | 0 |
| at Boise State | 0 | 0 | 0 | .000 | 0 | 0 | 0 | 0 | 0 | 0.0 |
| UNLV | 0 | 0 | 0 | 0 | 0 | 0 | 0 | 0 | 0 | 0 |
| New Mexico | | | | | | | | | | |
| at Wyoming | | | | | | | | | | |
| at Washington State | | | | | | | | | | |
| Hawai'i | | | | | | | | | | |
| San Diego State | | | | | | | | | | |
| at Colorado State | | | | | | | | | | |
| TOTALS | 45 | 79 | 4 | .570 | 524 | 4 | 53 | 5 | 20 | 119.3 |





2024 UTAH STATE GAME-BY-GAME STATS

/// GAME-BY-GAME RUSHING (NO-YDS/TDs) ///

| PLAYER | NO-YDS/TDs | RMU | USC | UTAH | TU | BSU | UNLV | UNM | WYO | WSU | UH | SDSU | CSU |
|------------|------------|----------|----------|----------|----------|----------|----------|-----|-----|-----|----|------|-----|
| Faison | 108-587/3 | 12-78/0 | 9-54/0 | 19-115/0 | 27-148/1 | 26-109/1 | 15-83/1 | | | | | | |
| Turner | 29/172/2 | 4-44/0 | 8-38/0 | 0-0/0 | 6-32/1 | 2-19/0 | 9-20/1 | | | | | | |
| Barnes | 21-116/2 | 5-88/1 | 5-(-8)/0 | 11-36/1 | 0-0/0 | 0-0/0 | 0-0/0 | | | | | | |
| Briggs Jr. | 9-88/0 | 9-88/0 | 0-0/0 | 0-0/0 | 0-0/0 | 0-0/0 | 0-0/0 | | | | | | |
| Petras | 17-44/0 | 1-5/0 | 0-0/0 | 0-0/0 | 3-(-2)/0 | 6-7/0 | 7-10/0 | | | | | | |
| Royals | 1-3/0 | 0-0/0 | 1-3/0 | 0-0/0 | 0-0/0 | 0-0/0 | 0-0/0 | | | | | | |
| Conover | 3-(-4)/0 | 0-0/0 | 0-0/0 | 3-(-4)/0 | 0-0/0 | 0-0/0 | 0-0/0 | | | | | | |
| TOTALS | 190-974/7 | 31-303/1 | 23-108/0 | 34-140/1 | 36-186/2 | 34-135/1 | 32-123/2 | | | | | | |

/// GAME-BY-GAME RECEIVING (NO-YDS/TDs) ///

| PLAYER | NO-YDS/TDs | RMU | USC | UTAH | TU | BSU | UNLV | UNM | WYO | WSU | UH | SDSU | CSU |
|------------|-------------|----------|----------|----------|----------|----------|----------|-----|-----|-----|----|------|-----|
| Royals | 44-646/5 | 5-77/1 | 6-47/0 | 4-44/0 | 10-112/1 | 9-211/2 | 10-155/1 | | | | | | |
| White | 19-301/2 | 3-131/2 | 2-15/0 | 0-0/0 | 8-96/0 | 6-59/0 | 0-0/0 | | | | | | |
| Hestera | 16-247/3 | 0-0/0 | 0-0/0 | 3-42/1 | 2-44/1 | 1-9/0 | 10-152/1 | | | | | | |
| Tia | 15-153/1 | 2-22/0 | 0-0/0 | 5-78/0 | 2-16/0 | 2-11/1 | 4-26/0 | | | | | | |
| Lane | 15-146/2 | 2/14-0 | 3-27/0 | 3-42/1 | 2-18/0 | 0-0/0 | 5-45/1 | | | | | | |
| Page | 11-88/0 | 1-8/0 | 0-0/0 | 2-8/0 | 0-0/0 | 5-40/0 | 3-32/0 | | | | | | |
| Monney | 4-62/0 | 1-31/0 | 0-0/0 | 0-0/0 | 1-5/0 | 0-0/0 | 2-26/0 | | | | | | |
| Sterzer | 4-50/0 | 0-0/0 | 1-7/0 | 0-0/0 | 0-0/0 | 3-43/0 | 0-0/0 | | | | | | |
| Bowman | 4-43/0 | 1-5/0 | 2-7/0 | 1-31/0 | 0-0/0 | 0-0/0 | 0-0/0 | | | | | | |
| Briggs Jr. | 3-38/0 | 3-38/0 | 0-0/0 | 0-0/0 | 0-0/0 | 0-0/0 | 0-0/0 | | | | | | |
| Turner | 5-26/0 | 0-0/0 | 1-6/0 | 0-0/0 | 1-2/0 | 0-0/0 | 3-18/0 | | | | | | |
| Faison | 11-17/0 | 3-17/0 | 3-(-6)/0 | 0-0/0 | 0-0/0 | 1-(-1)/0 | 4-7/0 | | | | | | |
| TOTALS | 110-1356/10 | 21-343/3 | 18-103/0 | 18-245/2 | 26-293/2 | 27-372/3 | 41-461/3 | | | | | | |

/// GAME-BY-GAME FIELD GOALS (FG MADE (MISS)) ///

| PLAYER | FGM-FGA | RMU | USC | UTAH | TU | BSU | UNLV | UNM | WYO | WSU | UH | SDSU | CSU |
|--------|---------|------------|------|----------|------|-----|------|-----|-----|-----|----|------|-----|
| Nimrod | 3-7 | 36, 50, 42 | (52) | (35, 43) | (29) | - | - | | | | | | |
| Cragun | 1-1 | - | - | - | - | 39 | - | | | | | | |
| TOTALS | 4-8 | 36, 50, 42 | (52) | (35, 43) | (29) | 39 | - | | | | | | |

/// GAME-BY-GAME KICKOFF RETURNS (NO-YDS-AVG/TD) ///

| PLAYER | NO-YDS-AVG/TD | RMU | USC | UTAH | TU | BSU | UNLV | UNM | WYO | WSU | UH | SDSU | CSU |
|------------|---------------|-----------|-------------|-------------|-------------|-------------|-------------|-----|-----|-----|----|------|-----|
| Freeman IV | 5-99-19.8/0 | 0-0-0/0.0 | 0-0-0/0.0 | 3-46-15.3/0 | 2-38-19.0/0 | 0-0-0/0.0 | 0-0-0/0.0 | | | | | | |
| Royals | 5-95-19.0/0 | 0-0-0/0.0 | 1-23-23.0/0 | 0-0-0/0.0 | 0-0-0/0.0 | 4-72-18.0/0 | 1-21-21.0/0 | | | | | | |
| White | 1-11-11.0/0 | 0-0-0/0.0 | 0-0-0/0.0 | 0-0-0/0.0 | 0-0-0/0.0 | 1-11-11.0/0 | 0-0-0/0.0 | | | | | | |
| Sterzer | 1-3-3.0/0 | 0-0-0/0.0 | 0-0-0/0.0 | 0-0-0/0.0 | 0-0-0/0.0 | 0-0-0/0.0 | 1-3-3.0/0 | | | | | | |
| TOTALS | 12-205-17.1/0 | 0-0-0/0.0 | 1-23-23.0/0 | 3-46-15.3/0 | 2-38-19.0/0 | 6-89-13.8/0 | 2-24-12.0/0 | | | | | | |

/// GAME-BY-GAME PUNT RETURNS (NO-YDS-AVG/TD) ///

| PLAYER | NO-YDS-AVG/TD | RMU | USC | UTAH | TU | BSU | UNLV | UNM | WYO | WSU | UH | SDSU | CSU |
|------------|---------------|-------------|-----------|-------------|-----------|-----------|-----------|-----|-----|-----|----|------|-----|
| Freeman IV | 4-43-10.8/0 | 1-12-12.0/0 | 0-0-0/0.0 | 2-31-15.5/0 | 1-0-0/0.0 | 0-0-0/0.0 | 0-0-0/0.0 | | | | | | |
| Davis | 1-9-9.0/0 | 0-0-0/0.0 | 0-0-0/0.0 | 0-0-0/0.0 | 0-0-0/0.0 | 1-9-9.0/0 | 0-0-0/0.0 | | | | | | |
| TOTALS | 1-12-12.0/0 | 1-12-12.0/0 | 0-0-0/0.0 | 2-31-15.5/0 | 1-0-0/0.0 | 1-9-9.0/0 | 0-0-0/0.0 | | | | | | |

/// UTAH STATE PUNTING ///

| STEPHEN KOTSANLEE | NO | YDS | AVG | LG | I20 | 50+ |
|---------------------|----|------|------|----|-----|-----|
| Robert Morris | 4 | 183 | 45.8 | 67 | 0 | 1 |
| at USC | 6 | 224 | 37.3 | 45 | 1 | 0 |
| Utah | 4 | 200 | 50.0 | 58 | 0 | 1 |
| at Temple | 3 | 117 | 39.0 | 43 | 1 | 0 |
| at Boise State | 5 | 230 | 46.0 | 54 | 2 | 2 |
| UNLV | 4 | 149 | 37.2 | 42 | 1 | 0 |
| New Mexico | | | | | | |
| at Wyoming | | | | | | |
| at Washington State | | | | | | |
| Hawai'i | | | | | | |
| San Diego State | | | | | | |
| at Colorado State | | | | | | |
| TOTALS | 26 | 1103 | 42.4 | 67 | 5 | 4 |

/// UTAH STATE KICKOFFS ///

| ELLIOTT NIMROD | NO | YDS | AVG | TB | OB |
|---------------------|----|------|------|----|----|
| Robert Morris | 8 | 520 | 65.0 | 8 | 0 |
| at USC | 1 | 65 | 65.0 | 0 | 0 |
| Utah | 4 | 250 | 62.5 | 3 | 0 |
| at Temple | 5 | 237 | 47.4 | 0 | 0 |
| at Boise State | 5 | 289 | 57.8 | 3 | 1 |
| UNLV | 5 | 305 | 61.0 | 2 | 1 |
| New Mexico | | | | | |
| at Wyoming | | | | | |
| at Washington State | | | | | |
| Hawai'i | | | | | |
| San Diego State | | | | | |
| at Colorado State | | | | | |
| TOTALS | 28 | 1666 | 59.5 | 16 | 2 |



/// GAME-BY-GAME TACKLES ///

| PLAYER | UA-AT-TT | RMU | USC | UTAH | TU | BSU | UNLV | UNM | WYO | WSU | UH | SDSU | CSU |
|---------------|--------------------|-----------------|-----------------|-----------------|-----------------|-----------------|-----------------|-----|-----|-----|----|------|-----|
| Vincent | 27-26-53 | 3-7-10 | 7-4-11 | 2-9-11 | 11-0-11 | 3-0-3 | 1-6-7 | | | | | | |
| Larsen | 33-15-48 | 4-0-4 | 7-4-11 | 3-5-8 | 4-0-4 | 9-1-10 | 6-5-11 | | | | | | |
| Maye | 17-22-39 | 2-8-10 | 5-1-6 | 2-7-9 | 3-1-4 | 2-2-4 | 3-3-6 | | | | | | |
| Washington | 14-22-36 | 0-6-6 | 1-2-3 | 3-8-11 | 5-2-7 | 5-2-7 | 0-2-2 | | | | | | |
| Graham II | 14-9-23 | 3-0-3 | 2-1-3 | 2-3-5 | 2-2-4 | 3-0-3 | 2-3-5 | | | | | | |
| Drew | 12-9-21 | 0-2-2 | 3-1-4 | 1-3-4 | 3-0-3 | 2-0-2 | 3-3-6 | | | | | | |
| Francois | 8-10-18 | 2-3-5 | 2-0-2 | 0-4-4 | 2-0-2 | 1-1-2 | 1-2-3 | | | | | | |
| Miller | 11-6-17 | 2-4-6 | 1-1-2 | 2-1-3 | 2-0-2 | 4-0-4 | 0-0-0 | | | | | | |
| Dickerson | 10-5-15 | 1-1-2 | 1-1-2 | 0-3-3 | 1-0-1 | 5-0-5 | 2-0-2 | | | | | | |
| Union | 7-8-15 | 2-2-4 | 1-1-2 | 0-4-4 | 3-0-3 | 1-0-1 | 0-1-1 | | | | | | |
| C. Slone | 9-5-14 | 1-0-1 | 1-0-1 | 0-1-1 | 1-0-1 | 4-0-4 | 2-4-6 | | | | | | |
| Falatea | 3-9-12 | 0-1-1 | 1-0-1 | 0-0-0 | 1-2-3 | 1-0-1 | 0-6-6 | | | | | | |
| Jackson | 3-9-12 | 1-3-4 | 0-0-0 | 0-5-5 | 2-1-3 | 0-0-0 | 0-0-0 | | | | | | |
| Okeke | 4-8-12 | 0-0-0 | 1-0-1 | 0-2-2 | 2-0-2 | 0-0-0 | 1-6-7 | | | | | | |
| Pearson | 3-8-11 | 1-1-2 | 2-5-7 | 0-0-0 | 0-0-0 | 0-0-0 | 0-2-2 | | | | | | |
| Iniguez Jr. | 2-8-10 | 0-1-1 | 0-0-0 | 0-4-4 | 1-0-1 | 1-0-1 | 0-3-3 | | | | | | |
| Maile | 2-8-10 | 0-1-1 | 0-0-0 | 0-1-1 | 0-1-1 | 2-3-5 | 0-2-2 | | | | | | |
| McConico | 9-1-10 | 1-1-2 | 4-1-5 | 0-0-0 | 0-0-0 | 4-0-4 | 0-0-0 | | | | | | |
| Williams | 4-5-9 | 2-3-5 | 0-1-1 | 0-0-0 | 2-1-3 | 0-0-0 | 0-0-0 | | | | | | |
| Spires | 4-4-8 | 2-1-3 | 1-0-1 | 0-3-3 | 1-0-1 | 0-0-0 | 0-0-0 | | | | | | |
| Olevao Jr. | 6-5-1 | 0-0-0 | 0-0-0 | 1-0-1 | 0-0-0 | 1-0-1 | 2-1-3 | | | | | | |
| Peterson | 1-5-6 | 0-1-1 | 1-0-1 | 0-4-4 | 0-0-0 | 0-0-0 | 0-0-0 | | | | | | |
| Bruce | 2-2-4 | 0-0-0 | 0-0-0 | 1-0-1 | 0-0-0 | 1-1-2 | 0-1-1 | | | | | | |
| Davis | 1-3-4 | 0-2-2 | 1-1-2 | 0-0-0 | 0-0-0 | 0-0-0 | 0-0-0 | | | | | | |
| Harris | 1-3-4 | 0-0-0 | 0-0-0 | 1-3-4 | 0-0-0 | 0-0-0 | 0-0-0 | | | | | | |
| Joyce | 3-1-4 | 2-0-2 | 0-0-0 | 0-0-0 | 0-0-0 | 0-0-0 | 0-0-0 | | | | | | |
| Lolohea | 4-0-4 | 0-0-0 | 0-0-0 | 0-0-0 | 0-0-0 | 3-0-3 | 1-0-1 | | | | | | |
| Pili | 1-3-4 | 0-1-1 | 0-0-0 | 0-0-0 | 0-0-0 | 1-0-1 | 0-2-2 | | | | | | |
| White | 3-1-4 | 1-0-1 | 1-0-1 | 0-1-1 | 0-0-0 | 1-0-1 | 0-0-0 | | | | | | |
| Flores | 2-1-3 | 2-1-3 | 0-0-0 | 0-0-0 | 0-0-0 | 0-0-0 | 0-0-0 | | | | | | |
| Alford | 2-0-2 | 0-0-0 | 0-0-0 | 0-0-0 | 2-0-2 | 0-0-0 | 0-0-0 | | | | | | |
| Dean | 1-1-2 | 0-0-0 | 1-0-1 | 0-1-1 | 0-0-0 | 0-0-0 | 0-0-0 | | | | | | |
| En. Migao | 0-2-2 | 0-2-2 | 0-0-0 | 0-0-0 | 0-0-0 | 0-0-0 | 0-0-0 | | | | | | |
| Nesmith | 2-0-2 | 0-0-0 | 0-0-0 | 0-0-0 | 0-0-0 | 2-0-2 | 0-0-0 | | | | | | |
| Sterzer | 2-0-2 | 0-0-0 | 0-0-0 | 0-0-0 | 2-0-0 | 0-0-0 | 0-0-0 | | | | | | |
| Barnes | 1-0-1 | 0-0-0 | 0-0-0 | 1-0-1 | 0-0-0 | 0-0-0 | 0-0-0 | | | | | | |
| Garcia | 0-1-1 | 0-0-0 | 0-0-0 | 0-1-1 | 0-0-0 | 0-0-0 | 0-0-0 | | | | | | |
| Lane | 1-0-1 | 0-0-0 | 1-0-1 | 0-0-0 | 0-0-0 | 0-0-0 | 0-0-0 | | | | | | |
| Maui | 1-0-1 | 0-0-0 | 0-0-0 | 0-0-0 | 0-0-0 | 0-0-0 | 1-0-1 | | | | | | |
| Monney | 1-0-1 | 0-0-0 | 0-0-0 | 0-0-0 | 0-0-0 | 1-0-1 | 0-0-0 | | | | | | |
| Nimrod | 1-0-1 | 0-0-0 | 0-0-0 | 0-0-0 | 1-0-1 | 0-0-0 | 0-0-0 | | | | | | |
| Turner | 1-0-1 | 0-0-0 | 0-0-0 | 0-0-0 | 0-0-0 | 1-0-1 | 0-0-0 | | | | | | |
| TOTALS | 206-170-376 | 32-52-84 | 45-24-69 | 19-74-93 | 51-10-61 | 58-10-68 | 25-52-77 | | | | | | |





2024 UTAH STATE GAME-BY-GAME STATS

/// GAME-BY-GAME TACKLES FOR LOSS ///

| PLAYER | TFL-YDS | RMU | USC | UTAH | TU | BSU | UNLV | UNM | WYO | WSU | UH | SDSU | CSU |
|-------------|---------|--------|-------|--------|-------|--------|--------|-----|-----|-----|----|------|-----|
| Maye | 3.0-8 | 1.0-4 | 0.0-0 | 1.0-2 | 0.0-0 | 0.0-0 | 1.0-2 | | | | | | |
| C. Slone | 3.0-33 | 1.0-9 | 0.0-0 | 0.0-0 | 0.0-0 | 0.0-0 | 2.0-24 | | | | | | |
| Spires | 3.0-8 | 1.0-6 | 0.0-0 | 1.0-1 | 1.0-1 | 0.0-0 | 0.0-0 | | | | | | |
| Washington | 2.5-5 | 0.0-0 | 1.0-2 | 1.5-3 | 0.0-0 | 0.0-0 | 0.0-0 | | | | | | |
| Miller | 2.0-4 | 0.0-0 | 0.0-0 | 1.0-3 | 0.0-0 | 1.0-1 | 0.0-0 | | | | | | |
| Dickerson | 2.0-7 | 1.0-4 | 1.0-3 | 0.0-0 | 0.0-0 | 0.0-0 | 0.0-0 | | | | | | |
| Falatea | 2.0-10 | 0.0-0 | 0.0-0 | 0.0-0 | 0.0-0 | 1.0-2 | 1.0-8 | | | | | | |
| Larsen | 1.5-6 | 0.0-0 | 0.0-0 | 0.0-0 | 0.0-0 | 1.0-3 | 0.5-3 | | | | | | |
| Francois | 1.5-4 | 0.0-0 | 0.0-0 | 0.0-0 | 1.0-1 | 0.0-0 | 0.5-3 | | | | | | |
| Jackson | 1.5-7 | 0.0-0 | 0.0-0 | 0.5-2 | 1.0-5 | 0.0-0 | 0.0-0 | | | | | | |
| Union | 1.0-1 | 0.0-0 | 0.0-0 | 0.0-0 | 1.0-1 | 0.0-0 | 0.0-0 | | | | | | |
| Williams | 1.0-3 | 1.0-3 | 0.0-0 | 0.0-0 | 0.0-0 | 0.0-0 | 0.0-0 | | | | | | |
| Olevao Jr. | 1.0-2 | 0.0-0 | 0.0-0 | 0.0-0 | 0.0-0 | 0.0-0 | 1.0-2 | | | | | | |
| Peterson | 1.0-4 | 0.0-0 | 0.0-0 | 1.0-4 | 0.0-0 | 0.0-0 | 0.0-0 | | | | | | |
| Lolohea | 1.0-2 | 0.0-0 | 0.0-0 | 0.0-0 | 0.0-0 | 0.0-0 | 1.0-2 | | | | | | |
| Flores | 1.0-1 | 1.0-1 | 0.0-0 | 0.0-0 | 0.0-0 | 0.0-0 | 0.0-0 | | | | | | |
| Nesmith | 1.0-8 | 0.0-0 | 0.0-0 | 0.0-0 | 0.0-0 | 1.0-8 | 0.0-0 | | | | | | |
| Vincent | 0.5-1 | 0.0-0 | 0.0-0 | 0.5-1 | 0.0-0 | 0.0-0 | 0.0-0 | | | | | | |
| Okeke | 0.5-1 | 0.0-0 | 0.0-0 | 0.5-1 | 0.0-0 | 0.0-0 | 0.0-0 | | | | | | |
| Pearson | 0.5-1 | 0.0-0 | 0.0-0 | 0.0-0 | 0.0-0 | 0.0-0 | 0.5-1 | | | | | | |
| Iniguez Jr. | 0.5-1 | 0.0-0 | 0.0-0 | 0.5-1 | 0.0-0 | 0.0-0 | 0.0-0 | | | | | | |
| Maile | 0.5-2 | 0.0-0 | 0.0-0 | 0.5-2 | 0.0-0 | 0.0-0 | 0.0-0 | | | | | | |
| Bruce | 0.5-1 | 0.0-0 | 0.0-0 | 0.0-0 | 0.0-0 | 0.0-0 | 0.5-1 | | | | | | |
| TOTALS | 24.0-97 | 6.0-27 | 2.0-5 | 8.0-20 | 4.0-8 | 4.0-14 | 8.0-45 | | | | | | |

/// GAME-BY-GAME SACKS ///

| PLAYER | SACK-YDS | RMU | USC | UTAH | TU | BSU | UNLV | UNM | WYO | WSU | UH | SDSU | CSU |
|------------|----------|--------|-------|-------|-------|--------|--------|-----|-----|-----|----|------|-----|
| C. Slone | 3.0-33 | 1.0-9 | 0.0-0 | 0.0-0 | 0.0-0 | 0.0-0 | 2.0-24 | | | | | | |
| Falatea | 2.0-10 | 0.0-0 | 0.0-0 | 0.0-0 | 0.0-0 | 1.0-2 | 1.0-8 | | | | | | |
| Jackson | 1.5-10 | 0.0-0 | 0.0-0 | 0.5-5 | 1.0-5 | 0.0-0 | 0.0-0 | | | | | | |
| Spires | 1.0-6 | 1.0-6 | 0.0-0 | 0.0-0 | 0.0-0 | 0.0-0 | 0.0-0 | | | | | | |
| Olevao Jr. | 1.0-2 | 0.0-0 | 0.0-0 | 0.0-0 | 0.0-0 | 0.0-0 | 1.0-2 | | | | | | |
| Nesmith | 1.0-8 | 0.0-0 | 0.0-0 | 0.0-0 | 0.0-0 | 1.0-8 | 0.0-0 | | | | | | |
| Peterson | 0.5-5 | 0.0-0 | 0.0-0 | 0.5-5 | 0.0-0 | 0.0-0 | 0.0-0 | | | | | | |
| TOTALS | 9.0-64 | 2.0-15 | 0.0-0 | 1.0-5 | 1.0-5 | 2.0-10 | 4.0-34 | | | | | | |

/// GAME-BY-GAME PASS BREAKUPS ///

| PLAYER | PBU's | RMU | USC | UTAH | TU | BSU | UNLV | UNM | WYO | WSU | UH | SDSU | CSU |
|-----------|-------|-----|-----|------|----|-----|------|-----|-----|-----|----|------|-----|
| Larsen | 4 | 0 | 2 | 0 | 0 | 0 | 2 | | | | | | |
| Dickerson | 3 | 0 | 1 | 1 | 1 | 0 | 0 | | | | | | |
| Maye | 1 | 0 | 0 | 1 | 0 | 0 | 0 | | | | | | |
| Miller | 1 | 0 | 1 | 0 | 0 | 0 | 0 | | | | | | |
| Francois | 1 | 1 | 0 | 0 | 0 | 0 | 0 | | | | | | |
| Vincent | 1 | 0 | 0 | 0 | 0 | 0 | 1 | | | | | | |
| Drew | 1 | 0 | 0 | 0 | 0 | 1 | 0 | | | | | | |
| McConico | 1 | 1 | 0 | 0 | 0 | 0 | 0 | | | | | | |
| Harris | 1 | 0 | 0 | 0 | 1 | 0 | 0 | | | | | | |
| TOTALS | 14 | 2 | 4 | 2 | 2 | 1 | 3 | | | | | | |

/// GAME-BY-GAME FUMBLES (FORCED/RECOVERED) ///

| PLAYER | FF-FR | RMU | USC | UTAH | TU | BSU | UNLV | UNM | WYO | WSU | UH | SDSU | CSU |
|------------|-------|-----|-----|------|-----|-----|------|-----|-----|-----|----|------|-----|
| Graham II | 2-0 | 0-0 | 1-0 | 0-0 | 1-0 | 0-0 | 0-0 | | | | | | |
| Washington | 0-1 | 0-0 | 0-1 | 0-0 | 0-0 | 0-0 | 0-0 | | | | | | |
| TOTALS | 2-1 | 0-0 | 1-1 | 0-0 | 1-0 | 0-0 | 0-0 | | | | | | |

/// GAME-BY-GAME INTERCEPTIONS ///

| PLAYER | INT-YDS | RMU | USC | UTAH | TU | BSU | UNLV | UNM | WYO | WSU | UH | SDSU | CSU |
|-----------|---------|-----|-----|------|-----|-----|------|-----|-----|-----|----|------|-----|
| Vincent | 1-15 | 0-0 | 0-0 | 1-15 | 0-0 | 0-0 | 0-0 | | | | | | |
| Larsen | 1-0 | 1-0 | 0-0 | 0-0 | 0-0 | 0-0 | 0-0 | | | | | | |
| Graham II | 1-0 | 0-0 | 0-0 | 0-0 | 0-0 | 1-0 | 0-0 | | | | | | |
| TOTALS | 3-15 | 1-0 | 0-0 | 1-15 | 0-0 | 1-0 | 0-0 | | | | | | |



/// UTAH STATE SCORING DRIVES ///

| Opponent | QTR | Player(s) | Play | PI | Yds | Time |
|---------------------|------|-------------------|------------|----|-----|------|
| Robert Morris | 1 | Petras to White | 57 yd pass | 3 | 63 | 1:09 |
| | 2 | Nimrod | 36 yd FG | 9 | 56 | 4:03 |
| | 3 | Barnes to White | 53 yd pass | 7 | 85 | 2:45 |
| | 3 | Nimrod | 50 yd FG | 6 | 52 | 1:47 |
| | 4 | Barnes | 63 yd run | 2 | 71 | 0:37 |
| | 4 | Barnes to Royals | 21 yd pass | 2 | 76 | 0:26 |
| | 4 | Nimrod | 42 yd FG | 9 | 67 | 5:21 |
| at USC | None | | | | | |
| Utah | 1 | Barnes to Lane | 20 yd pass | 4 | 77 | 1:01 |
| | 2 | Barnes to Hestera | 12 yd pass | 4 | 51 | 0:45 |
| | 3 | Barnes | 1 yd run | 9 | 63 | 3:04 |
| at Temple | 2 | Turner | 4 yd run | 6 | 37 | 1:11 |
| | 2 | Petras to Royals | 26 yd pass | 5 | 48 | 2:11 |
| | 2 | Faison | 20 yd run | 6 | 75 | 0:53 |
| | 4 | Petras to Hestera | 28 yd pass | 4 | 75 | 2:07 |
| at Boise State | 1 | Cragun | 36 yd FG | 5 | 25 | 1:41 |
| | 2 | Petras to Royals | 59 yd pass | 7 | 80 | 2:00 |
| | 2 | Petras to Royals | 75 yd pass | 2 | 75 | 0:35 |
| | 3 | Petras to Tia | 6 yd pass | 10 | 77 | 3:29 |
| | 4 | Faison | 8 yd run | 6 | 43 | 1:33 |
| UNLV | 1 | Faison | 20 yd run | 11 | 79 | 4:22 |
| | 3 | Petras to Hestera | 24 yd pass | 8 | 66 | 2:44 |
| | 3 | Petras to Royals | 13 yd pass | 9 | 75 | 3:17 |
| | 4 | Petras to Lane | 6 yd pass | 8 | 67 | 2:56 |
| | 4 | Turner | 3 yd run | 11 | 75 | 2:13 |
| New Mexico | | | | | | |
| at Wyoming | | | | | | |
| at Washington State | | | | | | |
| Hawai'i | | | | | | |
| San Diego State | | | | | | |
| at Colorado State | | | | | | |

NON-OFFENSIVE SCORING PLAYS

| Opponent | QTR | Play |
|----------|-----|------|
| NA | | |

/// OPPONENT SCORING DRIVES ///

| Opponent | QTR | Player(s) | Play | PI | Yds | Time |
|---------------------|-----|-----------------------|------------|----|-----|------|
| Robert Morris | 2 | Chiccitt to Mitchell | 40 yd pass | 7 | 75 | 3:27 |
| | 2 | Powell II | 31 yd run | 7 | 80 | 2:04 |
| at USC | 1 | Lantz | 23 yd FG | 9 | 77 | 3:43 |
| | 1 | Joyner | 9 yd run | 8 | 88 | 3:04 |
| | 2 | Marks | 2 yd run | 11 | 77 | 4:36 |
| | 2 | Lantz | 24 yd FG | 11 | 54 | 4:49 |
| | 2 | Moss to Lemon | 6 yd pass | 8 | 40 | 1:10 |
| | 3 | Joyner | 2 yd run | 11 | 56 | 5:40 |
| | 4 | Maiava | 7 yd run | 9 | 59 | 4:08 |
| | 4 | Peterson | 9 yd run | 7 | 51 | 3:40 |
| Utah | 1 | Becker | 39 yd FG | 5 | 27 | 2:17 |
| | 2 | Wilson to Parks | 11 yd pass | 7 | 76 | 3:58 |
| | 2 | Wilston to Lohner | 11 yd pass | 5 | 51 | 1:38 |
| | 3 | Becker | 25 yd FG | 9 | 69 | 5:35 |
| at Temple | 3 | Bernard | 3 yd run | 8 | 70 | 4:34 |
| | 4 | Wilson to Ryan | 2 yd pass | 5 | 74 | 2:53 |
| | 4 | Becker | 18 yd FG | 8 | 33 | 4:42 |
| | 2 | Simon to Jones | 32 yd pass | 8 | 78 | 3:24 |
| at Boise State | 2 | Simon to Littleton II | 17 yd pass | 10 | 65 | 5:17 |
| | 2 | Trujillo | 64 yd FG | 2 | 11 | 0:10 |
| | 3 | Simon to Wright | 91 yd pass | 3 | 94 | 0:59 |
| | 4 | Simon to Evert | 16 yd pass | 9 | 82 | 5:01 |
| UNLV | 4 | Simon to Clarke | 2 yd pass | 7 | 36 | 4:10 |
| | 4 | Simon | 1 yd run | 4 | 26 | 0:26 |
| | 1 | Jeanty | 63 yd run | 1 | 63 | 0:11 |
| | 1 | Madsen to Camper | 6 yd pass | 7 | 75 | 2:59 |
| New Mexico | 2 | Jeanty | 75 yd run | 1 | 75 | 0:12 |
| | 2 | Madsen to Bolt | 3 yd pass | 8 | 85 | 3:27 |
| | 2 | Jeanty | 6 yd run | 5 | 46 | 2:29 |
| | 2 | Madsen to Bolt | 4 yd pass | 9 | 86 | 1:33 |
| at Wyoming | 3 | Dalmas | 48 yd FG | 10 | 34 | 5:02 |
| | 3 | Dalmas | 42 yd FG | 7 | 43 | 3:04 |
| | 4 | Dubar | 2 yd run | 6 | 24 | 2:53 |
| | 1 | James | 5 yd run | 4 | 75 | 1:10 |
| at Washington State | 1 | Williams to White III | 18 yd pass | 7 | 49 | 2:19 |
| | 2 | Chittenden | 33 yd FG | 8 | 60 | 2:37 |
| | 2 | Williams to Cain | 18 yd pass | 4 | 37 | 1:33 |
| | 2 | James | 22 yd run | 3 | 37 | 1:25 |
| Hawai'i | 2 | Chittenden | 46 yd FG | 5 | 36 | 2:42 |
| | 2 | Williams to White III | 31 yd pass | 3 | 31 | 1:04 |
| | 3 | Thomas | 29 yd run | 4 | 61 | 1:37 |
| | 4 | Meono | 36 yd FG | 6 | 64 | 3:23 |
| San Diego State | | | | | | |
| at Colorado State | | | | | | |

| | | | | | | |
|---------------------|--|--|--|--|--|--|
| New Mexico | | | | | | |
| at Wyoming | | | | | | |
| at Washington State | | | | | | |
| Hawai'i | | | | | | |
| San Diego State | | | | | | |
| at Colorado State | | | | | | |

NON-OFFENSIVE SCORING PLAYS

| Opponent | QTR | Play |
|----------------|-----|-------------------------|
| at Boise State | 2 | Riley 96 yd kick return |

/// DRIVE SUPERLATIVES ///

| | UTAH STATE (Game) | OPPONENT (Game) |
|-------------------|-----------------------|---------------------------------|
| Most Plays/Result | 13, Downs (Temple) | 13, End of Half (Boise State) |
| Most Yards/Result | 85/TD (Robert Morris) | 94, TD (Temple) |
| Most Time/Result | 5:24/FGA (USC) | 7:32, End of Half (Boise State) |





2024 UTAH STATE GAME-BY-GAME STATS

/// GAME-OPENING DRIVES ///

| Opponent | UTAH STATE | | | OPPONENTS | | |
|---------------------|------------|-----|--------|-----------|-----|--------|
| | 1st Dns | Yds | Result | 1st Dns | Yds | Result |
| Robert Morris | 3 | 54 | INT | 0 | 3 | Punt |
| at USC | 2 | 29 | Punt | 4 | 77 | FG |
| Utah | 1 | 18 | Punt | 0 | -3 | Punt |
| at Temple | 3 | 44 | Punt | 0 | 2 | Punt |
| at Boise State | 0 | 2 | Punt | 0 | 63 | TD |
| UNLV | 1 | 21 | Punt | 2 | 75 | TD |
| New Mexico | | | | | | |
| at Wyoming | | | | | | |
| at Washington State | | | | | | |
| Hawai'i | | | | | | |
| San Diego State | | | | | | |
| at Colorado State | | | | | | |

/// SECOND HALF-OPENING DRIVES ///

| Opponent | UTAH STATE | | | OPPONENTS | | |
|---------------------|------------|-----|--------|-----------|-----|--------|
| | 1st Dns | Yds | Result | 1st Dns | Yds | Result |
| Robert Morris | 2 | 85 | TD | 0 | 3 | Punt |
| at USC | 2 | 26 | Downs | 4 | 56 | TD |
| Utah | 0 | -10 | Punt | 4 | 69 | FG |
| at Temple | 3 | 45 | FGA | 0 | 4 | Punt |
| at Boise State | 0 | 2 | Punt | 2 | 34 | FG |
| UNLV | 3 | 66 | TD | 2 | 61 | TD |
| New Mexico | | | | | | |
| at Wyoming | | | | | | |
| at Washington State | | | | | | |
| Hawai'i | | | | | | |
| San Diego State | | | | | | |
| at Colorado State | | | | | | |

/// POINTS OFF TURNOVERS ///

| Opponent | UTAH STATE DEFENSE | | | OPPONENT DEFENSE | | |
|---------------------|--------------------|----|----|------------------|----|----|
| | NO | TD | FG | NO | TD | FG |
| Robert Morris | 1 | 1 | 0 | 3 | 0 | 0 |
| at USC | 1 | 0 | 0 | 1 | 1 | 0 |
| Utah | 1 | 0 | 0 | 2 | 1 | 0 |
| at Temple | 0 | 0 | 0 | 0 | 0 | 0 |
| at Boise State | 1 | 1 | 0 | 1 | 1 | 0 |
| UNLV | 0 | 0 | 0 | 4 | 3 | 1 |
| New Mexico | 0 | 0 | 0 | 0 | 0 | 0 |
| at Wyoming | 0 | 0 | 0 | 0 | 0 | 0 |
| at Washington State | 0 | 0 | 0 | 0 | 0 | 0 |
| Hawai'i | 0 | 0 | 0 | 0 | 0 | 0 |
| San Diego State | 0 | 0 | 0 | 0 | 0 | 0 |
| at Colorado State | 0 | 0 | 0 | 0 | 0 | 0 |
| TOTALS | 4 | 2 | 0 | 7 | 3 | 0 |

/// THREE-AND-OUT ///

| Opponent | UTAH STATE OFFENSE | OPPONENT OFFENSE |
|---------------------|--------------------|------------------|
| | 3-and-Out/Drives | 3-and-Out/Drives |
| Robert Morris | 2/14 | 6/15 |
| at USC | 4/11 | 1/11 |
| Utah | 4/14 | 3/15 |
| at Temple | 2/13 | 5/14 |
| at Boise State | 4/14 | 2/13 |
| UNLV | 3/14 | 1/14 |
| New Mexico | 0/0 | 0/0 |
| at Wyoming | 0/0 | 0/0 |
| at Washington State | 0/0 | 0/0 |
| Hawai'i | 0/0 | 0/0 |
| San Diego State | 0/0 | 0/0 |
| at Colorado State | 0/0 | 0/0 |
| TOTALS | 16/66 | 17/68 |

/// AGGIES ON COIN FLIPS ///

| COIN FLIP | RMU | USC | UTAH | TEMPLE | BSU | UNLV | UNM | WYO | WSU | UH | SDSU | CSU |
|--------------|-----------|---------|-----------|-----------|-----------|---------|-----|-----|-----|----|------|-----|
| W-L/Decision | L/Receive | W/Defer | L/Receive | L/Receive | L/Receive | W/Defer | | | | | | |

/// RED ZONE ///

| | | Inside | Times | | Total | Rush | Pass | FGs | <----- Failed to score inside opp. 20 -----> | | | | | |
|---------------------|-------|--------|--------|--------|-------|------|------|------|--|-------|-----|------|------|------|
| Opponent | Score | Opp.20 | Scored | Points | TDs | TDs | TDs | Made | FGA | Downs | Int | Fumb | Half | Game |
| Robert Morris | 36 | 1 | 1 | 3 | 0 | 0 | 0 | 1 | 0 | 0 | 0 | 0 | 0 | 0 |
| at USC | 0 | 1 | 0 | 0 | 0 | 0 | 0 | 0 | 1 | 0 | 0 | 0 | 0 | 0 |
| Utah | 21 | 4 | 3 | 21 | 3 | 1 | 2 | 0 | 1 | 0 | 0 | 0 | 0 | 0 |
| at Temple | 29 | 4 | 2 | 14 | 2 | 2 | 0 | 0 | 1 | 0 | 1 | 0 | 0 | 0 |
| at Boise State | 30 | 4 | 3 | 16 | 2 | 1 | 1 | 1 | 0 | 1 | 0 | 0 | 0 | 0 |
| UNLV | 34 | 5 | 4 | 27 | 4 | 2 | 2 | 0 | 0 | 0 | 0 | 0 | 1 | 0 |
| New Mexico | | | | | | | | | | | | | | |
| at Wyoming | | | | | | | | | | | | | | |
| at Washington State | | | | | | | | | | | | | | |
| Hawai'i | | | | | | | | | | | | | | |
| San Diego State | | | | | | | | | | | | | | |
| at Colorado State | | | | | | | | | | | | | | |



/// UTAH STATE LONG PLAYS (20-PLUS YARDS) ///

| Yards | Opponent | Play (Result) |
|-------|------------------|---|
| 57 | Robert Morris | White 57 yd pass from Petras (TD) |
| 21 | | White 21 yd pass from Petras (1st Down) |
| 26 | | Faison 26 yd run (1st Down) |
| 53 | | White 53 yd pass from Barnes (TD) |
| 30 | | Royals 30 yd pass from Barnes (1st Down) |
| 63 | | Barnes 63 yd run (TD) |
| 55 | | Briggs Jr. 55 yd run (1st Down) |
| 21 | | Royals 21 yd pass from Barnes (TD) |
| 24 | | Turner 24 yd run (1st Down) |
| 31 | | Monney 31 yd pass from Barnes (1st Down) |
| 20 | USC | Faison 20 yd run (1st Down) |
| 39 | Utah | Tia 39 yd pass from Barnes (1st Down) |
| 20 | | Lane 20 yd pass from Barnes (TD) |
| 35 | | Royals 35 yd pass from Barnes (1st Down) |
| 27 | | Hestera 27 yd pass from Barnes (1st Down) |
| 25 | | Tia 25 yd pass from Barnes (1st Down) |
| 31 | | Bowman 31 yd pass from Barnes (1st Down) |
| 27 | | Faison 27 yd run (1st Down) |
| 21 | Temple | Turner 21 yd run (1st Down) |
| 26 | | Royals 26 yd pass from Petras (TD) |
| 26 | | Faison 26 yd run (1st Down) |
| 20 | | Faison 20 yd run (TD) |
| 28 | | Hestera 28 yd pass from Petras (TD) |
| 30 | Boise State | White 30 yd pass from Petras (1st Down) |
| 59 | | Royals 59 yd pass from Petras (TD) |
| 23 | | Royals 23 yd pass from Petras (1st Down) |
| 75 | | Royals 75 yd pass from Petras (TD) |
| 26 | | White 26 yd pass from Petras (1st Down) |
| 37 | Sterzer | 37 yd pass from Petras (1st Down) |
| 24 | | Faison 24 yd run (1st Down) |
| 20 | UNLV | Faison 20 yd run (TD) |
| 20 | | Royals 20 yd pass from Petras (1st Down) |
| 24 | | Hestera 24 yd pass from Petras (1st Down) |
| 24 | | Hestera 24 yd pass from Petras (TD) |
| 27 | | Royals 27 yd pass from Petras (1st Down) |
| 20 | | Hestera 20 yd pass from Petras (1st Down) |
| 24 | | Royals 24 yd pass from Petras (1st Down) |
| | New Mexico | |
| | Wyoming | |
| | Washington State | |
| | San Diego State | |
| | Colorado State | |

/// OPPONENT LONG PLAYS (20-PLUS YARDS) ///

| Yards | Opponent | Play (Result) |
|-------|------------------|---|
| 40 | Robert Morris | Mitchell 40 yd pass from Chiccitt (TD) |
| 29 | | Powell II 29 yd pass from Chiccitt (1st Down) |
| 31 | | Powell II 31 yd run (TD) |
| 33 | USC | Marks 33 yd run (1st Down) |
| 32 | | Joyner 32 yd run (1st Down) |
| 24 | | McRee 24 yd pass from Moss (1st Down) |
| 34 | | McRee 34 yd pass from Moss (FR by defense) |
| 22 | Utah | Ford 22 yd pass from Maiava (1st Down) |
| 25 | | Singer 25 yd pass from Wilson (1st Down) |
| 28 | | Kuithe 28 yd pass from Wilson (1st Down) |
| 20 | | Singer 20 yd pass from Wilson (1st Down) |
| 33 | | Kuithe 33 yd pass from Wilson (1st Down) |
| 20 | Parks | 20 yd pass from Wilson (1st Down) |
| 64 | | Bernard 64 yd run (1st Down) |
| 32 | Temple | Jones 32 yd pass from Simon (1st Down) |
| 91 | | Wright 91 yd pass from Simon (TD) |
| 21 | | Worthy 21 yd run (1st Down) |
| 22 | Boise State | Wright 22 yd pass from Simon (1st Down) |
| 63 | | Jeanty 63 yd run (TD) |
| 22 | | Lauter 22 yd pass from Madsen (1st Down) |
| 75 | | Jeanty 75 yd run (TD) |
| 22 | | Strachan 22 yd pass from Madsen (1st Down) |
| 22 | Dubar | 22 yd run (1st Down) |
| 42 | | Penry 42 yd pass from Madsen (1st Down) |
| 37 | UNLV | De Jesus 37 yd pass from Williams (1st Down) |
| 33 | | James 33 yd run (1st Down) |
| 43 | | Thomas 43 yd run (1st Down) |
| 30 | | White III 30 yd pass from Williams (1st Down) |
| 22 | | James 22 yd run (TD) |
| 30 | | White III 30 yd pass from Williams (1st Down) |
| 31 | | White III 31 yd pass from Williams (TD) |
| 29 | Thomas | 29 yd run (TD) |
| 62 | | Williams 62 yd run (1st Down) |
| | New Mexico | |
| | Wyoming | |
| | Washington State | |
| | San Diego State | |
| | Colorado State | |





/// UTAH STATE ///

OFFENSE

- **200 Yards Rushing** - 303 vs. Robert Morris, 2024
- **300 Yards Rushing** - 303 vs. Robert Morris, 2024
- **400 Yards Rushing** - 426 at Hawai'i, 2018
- **300 Yards Passing** - 372 at Boise State, 2024
- **400 Yards Passing** - 461 vs. UNLV, 2024
- **500 Yards Passing** - 516 vs. New Mexico, 2018
- **More Than 600 Yards Total Offense** - 303 vs. Robert Morris, 2024
- **40 Points** - 44 at New Mexico, 2023
- **50 Points** - 51 vs. Hawai'i, 2021
- **60 Points** - 62 vs. Stony Brook, 2019
- **70 Points** - 78 vs. Idaho State, 2023
- **Safety By USU** - vs. UNLV, 2022

/// OPPONENT ///

DEFENSE

- **200 Yards Rushing** - 296 at Boise State, 2024
- **300 Yards Rushing** - 313 vs. UNLV, 2024
- **400 Yards Rushing** - 437 at Air Force, 2021
- **300 Yards Passing** - 303 at Boise State, 2024
- **400 Yards Passing** - 422 vs. Fresno State, 2020
- **500 Yards Passing** - 505 at Texas Tech, 2000
- **More Than 600 Yards Total Offense** - 664 vs. Georgia State, 2023
- **40 Points** - 45 at Temple, 2024
- **50 Points** - 50 vs. UNLV, 2024
- **60 Points** - 62 at Boise State, 2024
- **70 Points** - 70 at Fresno State, 2001
- **Safety Against USU** - vs. New Mexico, 2018

/// UTAH STATE INDIVIDUAL LAST TIME ///

- **100 Yards Rushing** - 26-109, TD, Rahsul Faison at Boise State, 2024
- **200 Yards Rushing** - 18-208, 3 TD, Devante Mays vs. Weber State, 2016
- **100 Yards Rushing by a Quarterback** - 25-153, 3 TD, Levi Williams at New Mexico, 2023
- **Two Players with 100 Yards Rushing** - Levi Williams (25-153, 3 TD) and Rahsul Faison (18-106, 1 TD) at New Mexico, 2023
- **300 Yards Passing** - 372 (27-41-0, 3 TD), Spencer Petras at Boise State, 2024
- **400 Yards Passing** - 461 (41-59-3, 3 TD), Spencer Petras vs. UNLV, 2024
- **Four TD Passes** - Cooper Legas vs. Colorado State, 2023
- **Five or More TD Passes** - 5, Logan Bonner at New Mexico, 2021
- **Two Players with 100 Yards Passing** - Bryson Barnes (11-for-21, 198) and Spencer Petras (10-for-15, 145) vs. Robert Morris, 2024
- **100 Yards Receiving** - 10-155, TD, Jalen Royals vs. UNLV, 2024
- **200 Yards Receiving** - 9-211, 2 TD, Jalen Royals at Boise State, 2024
- **Two Players with 100 Yards Receiving** - 10-155, TD, Jalen Royals; 10-152, TD, Jack Hestera vs. UNLV, 2024
- **Two Players with 150 Yards Receiving** - 10-155, TD, Jalen Royals; 10-152, TD, Jack Hestera vs. UNLV, 2024
- **Three Players with 100 Yards Receiving** - 8-143, TD, Terrell Vaughn; 8-140, 2 TD, Jalen Royals; 5-104, TD, Micah Davis vs. Colorado State, 2023
- **100 Yards Receiving by a Running Back** - 4-115, 2 TD, Darwin Thompson vs. SJSU, 2018
- **Two Players with 10-plus Catches** - 10-155, TD, Jalen Royals; 10-152, TD, Jack Hestera vs. UNLV, 2024
- **100 Yards Rushing and Receiving** - 140 rush, 155 rec., Darwin Thompson vs. SJSU, 2018
- **200 Yards All-Purpose** - 283, Jalen Royals at Boise State, 2024
- **3+ Rushing TDs In One Game** - 3, Levi Williams at New Mexico, 2023
- **4+ Rushing TDs In One Game** - 4, Robert Turbin vs. Colorado State, 2011
- **3+ Receiving TD In One Game** - 3, Jalen Royals at UConn, 2023
- **4+ Combined TDs In One Game** - 4, Joey DeMartino (3 rush, 1 rec), at New Mexico, 2013
- **TD Pass By A Non-QB** - 29, Aaren Vaughns (WR), vs. Wyoming, 2017
- **80-Yard Run For A Touchdown** - 86, Jaylen Warren vs. Fresno State, 2020
- **80-Yard Pass For A Touchdown** - 80, Siaosi Mariner from Jordan Love vs. Wyoming, 2019
- **50-Yard Field Goal** - 50, Elliott Nimrod vs. Robert Morris, 2024
- **Four or More Field Goals** - 4, Connor Coles vs. Colorado State, 2021
- **Kickoff Return For A Touchdown** - 100, Terrell Vaughn vs. Weber State, 2022
- **Punt Return For A Touchdown** - 45, Deven Thompkins vs. Stony Brook, 2019
- **20 or More Tackles** - 24, David Woodward at Wake Forest, 2019
- **Interception Return For A Touchdown** - 63, Seni Tuiaki vs. Nevada, 2023
- **Two Interception Returns For A Touchdown** - 74, Jaiden Francois vs. Idaho State, 2023; 47, Ike Larsen vs. Idaho State, 2023
- **Fumble Return For A Touchdown** - 55, Hunter Reynolds vs. New Mexico, 2022
- **Kick Blocked For A Touchdown** - (PUNT) Ike Larsen (BLOCK), Jaden Smith (TOUCHDOWN) vs. San José State, 2022
- **Blocked Field Goal** - Justin Rice at New Mexico State, 2021
- **Blocked Extra Point** - Ike Larsen at UConn, 2023
- **Blocked Punt** - Kyrese White vs. Boise State, 2023
- **Blocked Extra Point For A Conversion** - (BLOCK) David Moala, (RETURN) Torrey Green vs. Southern Utah, 2015
- **Two Blocked Kicks** - (EXTRA POINT) Tavian Coleman vs. San José State; (EXTRA POINT) Ike Larsen vs. San José State (PUNT), 2022
- **Two-Point Conversion** - (PASS) Kyrese White from Spencer Petras, 2024
- **Safety** - TEAM, vs. UNLV, 2022

/// OPPONENT INDIVIDUAL LAST TIME ///

- **100 Yards Rushing** - 17-139, TD, Jai'Den Thomas (vs. UNLV), 2024
- **200 Yards Rushing** - 24-276, 1 TD, Freddie Brock (vs. Georgia State), 2023
- **Two Players With 100 Yards Rushing** - 17-139, TD, Jai'Den Thomas; 13-105, Kylin James (vs. UNLV), 2024
- **300 Yards Passing** - 23-34-2, 364, 4 TD, Jordan McCloud (vs. James Madison), 2023
- **400 Yards Passing** - 29-38-1, 422, 4 TD, Jake Haener (vs. Fresno State), 2020
- **100 Yards Receiving** - 7-138, 2 TD, Ricky White III (vs. UNLV), 2024
- **200 Yards Receiving** - 10-202, 3 TD, Jalen Cropper (vs. Fresno State), 2020
- **Two Players With 100 Yards Receiving** - Calvin Turner Jr., 8-110, TD; Dedrick Parson 7-115, TD (vs. Hawai'i), 2021
- **Three Players With 100 Yards Receiving** - C.J. Hawthorne, 9-116 TD; J. Rivers 7-130 TD; and R. Grice-Mullen, 5-113 (vs. Hawai'i), 2007
- **80-Yard Run For A Touchdown** - 91, Taylen Green (at Boise State), 2022
- **80-Yard Pass For A Touchdown** - 91, Evan Simon to Dante Wright (at Temple), 2024
- **50-Yard Field Goal** - 51, Matthew Dapore (vs. Air Force), 2022
- **60-Yard Field Goal** - 64, Maddux Trujillo (at Temple), 2024
- **Kickoff Return For A Touchdown** - 96, Dylan Riley (vs. Boise State), 2024
- **Punt Return For A Touchdown** - 79, Tory Horton (vs. Colorado State), 2023
- **Interception Return For A Touchdown** - 48, Seyi Oladipo (at Boise State), 2022
- **Fumble Return For A Touchdown** - 60, Eugene Ford (vs. Hawai'i), 2021
- **Blocked Punt** - Coloardo State, 2022
- **Blocked FG** - vs. Utah, 2024
- **Blocked PAT** - at San Diego State, 2021



/// 2024 UTAH STATE OPPONENT SCHEDULE / RESULTS ///

ROBERT MORRIS (3-3, 1-0 NEC)

| | | |
|------|----------------------|---------|
| A 31 | at Utah State | L 14-36 |
| S 7 | EDINBORO | L 21-23 |
| S 14 | MERCYHURST | W 55-28 |
| S 21 | at Wagner* | W 21-14 |
| S 28 | at Eastern Kentucky* | L 7-31 |
| O 12 | DELAWARE STATE* | W 23-0 |
| O 19 | LONG ISLAND* | 10 am |
| O 26 | ST FRANCIS* | 12 pm |
| N 2 | MERRIMACK* | 10 am |
| N 9 | at Duquesne* | TBD |
| N 16 | CENTRAL CONNECTICUT | 10 am |
| N 23 | STONEHILL* | 10 am |

USC (3-3, 1-3 Big Ten)

| | | |
|------|------------------|--------------|
| S 1 | vs. LSU | W 27-20 |
| S 7 | UTAH STATE | W 48-0 |
| S 21 | at #18 Michigan* | L 24-27 |
| S 28 | WISCONSIN | W 38-21 |
| O 5 | at Minnesota* | L 17-24 |
| O 12 | #4 PENN STATE* | L 30-33 (OT) |
| O 19 | at Maryland* | 2 pm |
| O 25 | RUTGERS* | 9 pm |
| N 2 | at Washington* | TBD |
| N 16 | NEBRASKA* | TBD |
| N 23 | at UCLA* | TBD |
| N 30 | NOTRE DAME | TBD |

UTAH (4-2, 1-2 Big 12)

| | | |
|------|------------------------|---------|
| A 29 | SOUTHERN UTAH | W 49-0 |
| S 7 | BAYLOR | W 23-12 |
| S 14 | at Utah State | W 38-21 |
| S 21 | at #14 Oklahoma State* | W 22-19 |
| S 28 | ARIZONA* | L 10-23 |
| O 11 | at Arizona State* | L 19-27 |
| O 19 | TCU* | 8:30 pm |
| O 26 | at Houston* | TBD |
| N 9 | BYU* | TBD |
| N 16 | at Colorado* | TBD |
| N 23 | IOWA STATE* | TBD |
| N 29 | at UCF* | 6 pm |

TEMPLE (1-5, 0-2 AAC)

| | | |
|------|-------------------|---------|
| A 30 | at #16 Oklahoma | L 3-51 |
| S 7 | at Navy* | L 11-38 |
| S 14 | COASTAL CAROLINA | L 20-28 |
| S 21 | UTAH STATE | W 45-29 |
| S 26 | ARMY* | L 14-42 |
| O 5 | at UConn | L 20-29 |
| O 19 | TULSA* | 2 pm |
| O 26 | at East Carolina* | TBD |
| N 9 | at Tulane* | TBD |
| N 16 | FAU* | TBD |
| N 22 | at UTSA* | 5 pm |
| N 30 | NORTH TEXAS* | TBD |

* Conference game
All times are MT

#15 BOISE STATE (5-1, 2-0 MW)

| | | |
|------|---------------------|---------|
| A 31 | at Georgia Southern | W 56-45 |
| S 7 | at #6 Oregon | L 34-37 |
| S 21 | PORTLAND STATE | W 56-14 |
| S 28 | WASHINGTON STATE | W 45-24 |
| O 5 | UTAH STATE* | W 62-30 |
| O 12 | at Hawai'i* | W 28-7 |
| O 25 | at UNLV* | 8:30 pm |
| N 2 | SAN DIEGO STATE* | 6 pm |
| N 9 | NEVADA* | TBD |
| N 16 | at San Jose State* | 5 pm |
| N 23 | at Wyoming* | 5 pm |
| N 30 | OREGON STATE | 10 am |

UNLV (5-1, 2-0 MW)

| | | |
|------|--------------------|--------------|
| A 31 | at Houston | W 27-7 |
| S 7 | UTAHTECH | W 72-14 |
| S 13 | at Kansas | W 23-20 |
| S 28 | FRESNO STATE* | W 59-14 |
| O 4 | SYRACUSE | L 41-44 (OT) |
| O 11 | at Utah State* | W 50-34 |
| O 19 | at Oregon State | 8 pm |
| O 25 | BOISE STATE* | 8:30 pm |
| N 9 | at Hawai'i* | 8 pm |
| N 16 | SAN DIEGO STATE* | 8:30 pm |
| N 23 | at San Jose State* | TBD |
| N 30 | NEVADA | 6 pm |

NEW MEXICO (2-4, 1-1 MW)

| | | |
|------|---------------------|---------|
| A 24 | MONTANA STATE | L 31-35 |
| A 31 | at #21 Arizona | L 39-61 |
| S 14 | at Auburn | L 19-45 |
| S 21 | FRESNO STATE* | L 21-38 |
| S 28 | at New Mexico State | W 50-40 |
| O 12 | AIR FORCE* | W 52-37 |
| O 19 | at Utah State* | 2 pm |
| O 26 | at Colorado State* | TBD |
| N 2 | WYOMING* | TBD |
| N 9 | at San Diego State* | 8:30 pm |
| N 16 | WASHINGTON STATE | TBD |
| N 30 | at Hawai'i | 9 pm |

WYOMING (1-5, 1-1 MW)

| | | |
|------|---------------------|---------|
| A 31 | at Arizona State | L 7-48 |
| S 7 | IDAHO | L 13-17 |
| S 14 | BYU | L 14-34 |
| S 21 | at North Texas | L 17-44 |
| S 28 | AIR FORCE* | W 31-19 |
| O 12 | SAN DIEGO STATE* | L 24-27 |
| O 19 | at San Jose State* | 2 pm |
| O 26 | UTAH STATE* | 5 pm |
| N 2 | at New Mexico* | TBD |
| N 15 | at Colorado State* | 6 pm |
| N 23 | BOISE STATE* | 5 pm |
| N 30 | at Washington State | 4:30 pm |

* Conference game
All times are MT

WASHINGTON STATE (5-1)

| | | |
|------|--------------------|----------------|
| A 31 | PORTLAND STATE | W 70-30 |
| S 7 | TEXAS TECH | W 37-16 |
| S 14 | vs. Washington | W 24-19 |
| S 20 | SAN JOSE STATE | W 54-52 (2 OT) |
| S 28 | at Boise State | L 24-45 |
| O 12 | at Fresno State | W 25-17 |
| O 19 | HAWAI'I | 1:30 pm |
| O 26 | at San Diego State | 8:30 pm |
| N 9 | UTAH STATE | TBD |
| N 16 | at New Mexico | TBD |
| N 23 | at Oregon State | 4:30 pm |
| N 30 | WYOMING | 4:30 pm |

HAWAI'I (2-4, 0-2 MW)

| | | |
|------|----------------------|---------|
| A 24 | DELAWARE STATE | W 35-14 |
| A 31 | UCLA | L 13-16 |
| S 14 | at Sam Houston State | L 13-31 |
| S 21 | NORTHERN IOWA | W 36-7 |
| O 5 | at San Diego State* | L 24-27 |
| O 12 | #17 BOISE STATE* | L 7-28 |
| O 19 | at Washington State | 1:30 pm |
| O 26 | NEVADA* | 10 pm |
| N 2 | at Fresno State* | TBD |
| N 9 | UNLV* | 8 pm |
| N 16 | at Utah State* | TBD |
| N 30 | NEW MEXICO* | 9 pm |

SAN DIEGO STATE (3-3, 2-0 MW)

| | | |
|------|---------------------|---------|
| A 31 | TEXAS A&M COMMERCE | W 45-14 |
| S 7 | OREGON STATE | L 0-21 |
| S 14 | at California | L 10-31 |
| S 28 | at Central Michigan | L 21-22 |
| O 5 | HAWAI'I* | W 27-24 |
| O 12 | at Wyoming* | W 27-24 |
| O 26 | WASHINGTON STATE | 8:30 pm |
| N 2 | at Boise State* | 6 pm |
| N 9 | NEW MEXICO* | 8:30 pm |
| N 16 | at UNLV* | 8:30 pm |
| N 23 | at Utah State* | 1:30 pm |
| N 30 | AIR FORCE* | TBD |

COLORADO STATE (3-3, 1-0 MW)

| | | |
|------|-------------------|---------------|
| A 31 | at #4 Texas | L 0-52 |
| S 7 | NORTHERN COLORADO | W 38-17 |
| S 14 | COLORADO | L 9-28 |
| S 21 | UTEP | W 27-17 |
| O 5 | at Oregon State | L 31-39 (2OT) |
| O 12 | SAN JOSE STATE* | W 31-24 |
| O 19 | at Air Force* | 6 pm |
| O 26 | NEW MEXICO* | TBD |
| N 2 | at Nevada* | 6 pm |
| N 15 | WYOMING* | 6 pm |
| N 23 | at Fresno State* | 8:30 pm |
| N 29 | UTAH STATE* | TBD |

* Conference game
All times are MT



/// NEW FACILITIES AT UTAH STATE ///

• Over the last 15 years, Utah State Athletics has focused on improving its infrastructure and now has some of the best facilities not only in the Mountain West, but in the Western United States, with the additions of the Jim & Carol Laub Athletics-Academics Complex, the ICON Sports Performance Center, the Wayne Estes Center and the West Stadium Center at Maverik Stadium.




WEST STADIUM CENTER AT MAVERIK STADIUM

Completed in August of 2016, the \$36 million, 85,000 square-foot West Stadium Center is a new four-story premium seating and press box structure inside Maverik Stadium. The structure includes a state-of-the-art media and game operations area, 20 luxury suites, 20 loge boxes, over 700 covered club seats and a premium club area that will also be used to host a student-athlete training table. Renovations to Maverik Stadium in 2016 also included new video boards on both the north and south ends of the stadium, and a new public address system.



WAYNE ESTES CENTER

Completed in May of 2014, the \$9.7 million, 32,000 square-foot Wayne Estes Center is a basketball practice facility and volleyball competition venue that contains two regulation-size basketball courts and a regulation-size volleyball competition court with chair-back seating for 1,400 fans, along with a training room and in-season strength and conditioning area. Office space for both men's and women's basketball and volleyball is also included in the facility, as well as a locker room and film room for volleyball. Ticketing and concession services are also available on Game Days. Located inside the foyer of the Wayne Estes Center is a visual tribute of the building's namesake.



ICON SPORTS PERFORMANCE CENTER

Completed in June of 2013, Utah State's \$6.5 million, 26,329 square-foot ICON Sports Performance Center features areas for weight training, cardiovascular workouts and speed and agility training, as well as offices for staff. Built on existing university property at the northwest corner of Maverik Stadium, the state-of-the-art multi-level facility alleviated overcrowding in the previous 5,800 square-foot strength and conditioning center and accommodates over 400 student-athletes from 16 sports programs.



JIM & CAROL LAUB ATHLETICS-ACADEMICS COMPLEX

Completed in September of 2008, Utah State's \$12 million, three-story, 69,000 square-foot, Jim and Carol Laub Athletics-Academics Complex is a state-of-the-art multi-purpose facility that meets all of the athletic and academic needs of Utah State's 16 sports and 400-plus student-athletes. Within the facility, is the 11,000 square-foot Dale Mildenberger Sports Medicine Complex and Dr. John Worley Sports Medicine Research Center, the Steve Mothersell Athletics Hall of Honor and the 7,000 square-foot J. Ken "Kenny" Seamons Equipment Room. Also located on the first floor are locker rooms for football. The second floor houses coaches' offices and meeting rooms for football, including a 120-seat auditorium, and the student-athlete academics center is located on the third floor, which includes numerous study hall and tutor areas, a computer lab and the Dr. Randall and Julianne Stockham Student-Athlete Academics Hall of Honor.