

THE UNIVERSITY OF NEW MEXICO SOFTBALL

2025 SCHEDULE

OVERALL: 18-19-1 • MW: 3-7 • H: 3-2 • A: 3-14 • N: 12-3-1

DATE	OPPONENT	TIME/SCORE
2/6	Texas A&M-Corpus Christi	W, 8-0 (5)
2/6	at Sam Houston	L, 5-0

Houston Classic		
Houston, Texas		
2/7	at Houston Christian	W, 1-0
2/7	at Houston	L, 9-8
2/8	at Houston Christian	W, 3-2
2/8	at Houston	L, 6-4 (10)
2/9	St. John's	T, 2-2 (8)

Bobcat Tournament		
San Marcos, Texas		
2/14	Fordham	L, 4-2
2/14	St. Thomas	W, 8-3
2/15	at Texas State	L, 3-0
2/15	St. Thomas	L, 5-4
2/16	at Texas State	L, 6-2

Tarleton Invitational		
Stephenville, Texas		
2/21	North Dakota	W, 2-0
2/22	Texas Southern	W, 10-5
2/22	North Dakota	L, 10-9
2/23	Texas Southern	W, 13-3 (5)
2/23	at Tarleton State	L, 2-0

Bulldog Invitational		
Starkville, Mississippi		
2/28	Northwestern State	W, 11-3 (5)
2/28	at #21 Mississippi State	L, 6-1
3/1	at #21 Mississippi State	L, 10-4
3/1	Alabama State	W, 6-3
3/2	Alabama State	W, 6-0

Purple Classic		
Phoenix, Arizona		
3/6	Saint Joseph's	W, 7-4
3/7	San Diego	W, 2-0
3/7	Penn	W, 4-1
3/8	Saint Joseph's	W, 10-0 (5)
3/8	San Diego	Cancelled

3/11	at New Mexico State	L, 6-2
------	---------------------	--------

3/14	San José State *	L, 12-3 (5)
3/15	San José State *	W, 5-4
3/16	San José State *	W, 6-4

3/21	at San Diego State *	L, 1-0
3/22	at San Diego State *	L, 6-2
3/23	at San Diego State *	L, 7-1

3/25	at UC San Diego	W, 5-0
------	-----------------	--------

4/2	at Utah State *	L, 7-6 (12)
4/2	at Utah State *	L, 8-6

4/5	Boise State *	W, 2-1
4/6	Boise State *	L, 6-3

4/11	Colorado State *	5 p.m.
4/12	Colorado State *	2 p.m.
4/13	Colorado State *	12 p.m.

4/15	at UTEP	2 p.m.
------	---------	--------

4/17	at Fresno State *	7 p.m.
4/18	at Fresno State *	7 p.m.
4/19	at Fresno State *	1 p.m.

4/22	UTEP	2 p.m.
------	------	--------

4/25	Nevada *	5 p.m.
4/26	Nevada *	2 p.m.
4/27	Nevada *	12 p.m.

5/1	UNLV *	7 p.m.
5/2	UNLV *	4 p.m.
5/3	UNLV *	1 p.m.

5/8-10 MW Conference Tournament
San Diego, California

Bold denotes home games
*denotes Mountain West game
All times listed are Mountain Time
Game times are subject to change

APRIL 11-13 • COLORADO STATE • LOBO SOFTBALL FIELD • MW NETWORK



Record:
18-19-1, 3-7 MW
Last Five:
2-3
Head Coach:
Nicole Dickson
Record at UNM:
53-88-1, 19-38 (3rd yr.)
Career Record:
222-211-1 (9th yr.)



COLORADO STATE

Record:
14-23, 4-9 MW
Last Five:
2-3
Head Coach:
Jen Fisher
Record at CSU:
351-341-1 (15th yr.)
Career Record:
476-377-1 (18th yr.)

SERIES HISTORY

The Lobos are 62-72 all-time against the Rams with the last win in the series on April 16, 2023. UNM's last series win against CSU was in 2017.

vs. Colorado State
Overall: 62-72
Last Five: 1-4
Last Game: 4/7/24 (L, 16-0 /5)
Last Win: 4/16/23 (12-4 /6)
Series Trend: L2

LOBO NOTES

PUT THE PRESSURE ON

- The Lobos have scored in the first inning in 14 games and scored in the second inning in 12 games while not allowing a run in the first two innings in 20 games overall.
- UNM is outscoring opponents 29-15 in the second inning and 50-37 through the first two innings.
- In addition, the Lobos are outscoring opponents 37-29 in the fifth and 17-8 in the sixth inning. On the season, UNM is outscoring opponents 168-154 (+14).
- UNM is 7-2 when leading after the first, 12-2 after the second, 13-1 after the third, 14-2 when leading after the fourth, 13-2 after the fifth and 14-2 leading after the sixth.
- UNM is 9-5 when scoring in the first inning and 13-6-1 when scoring first.

BIG INNINGS

- New Mexico has scored four or more runs in an inning in six games this season.
- The Lobos scored 13 runs in the fifth inning against Texas Southern on Feb. 23, sending 17 Lobos to the plate and finishing with eight hits, four of which went for extra bases. In the inning, Ashley Archuleta was the first Lobo to reach base on a hit-by-pitch and in her next plate appearance in the same inning hit a three-run home run. DeNae Vasquez-Dickson singled up the middle in her first plate appearance of the inning and then reached on an error by the left fielder, coming all the way around to score. Allie Williams hit a double to score two runs, Keyannah Chavez entered to pinch hit and hit a double to score two runs and Katherine Brunner hit an infield single that tied the game at three and later hit a double that made it 12-3.
- UNM scored seven runs on six hits in the third inning against North Dakota, including a pinch-hit grand slam by Ella Dawson that gave UNM a 7-4 lead. Sydney Carithers led off the inning with a home run, Hayden Luderer singled up the middle and Vasquez-Dickson doubled to right field to score Luderer from second. A liner back to the circle by Miracle McKenzie allowed Vasquez-Dickson to score for the third run before Dawson gave UNM the lead with her grand slam.
- The Lobos scored seven runs on seven hits (which included three doubles) in the third inning against Northwestern State, sending 11 to the plate. It was the third time this season scoring seven or more runs in an inning. Luderer led off with an infield single followed by Archuleta hitting a double to put two runners in scoring position. Vasquez-Dickson drove both in on a single to right and took second on the throw, with Williams keeping the hits going with a single to right to put runners on the corners. Jessica DeLeon drove both in on a double to center field and Brunner walked to load the bases with one out. McKenzie made it 6-0 on a single down the left field line to score Williams and DeLeon and Carithers hit a double to right field on the next at-bat to score Brunner. A grounder to the shortstop allowed pinch runner Emma Bramson to score for the 8-0 Lobo lead.
- In the season opener against Texas A&M-Corpus Christi, UNM scored five runs in the second inning to build a 7-0 lead, needing three hits to score the five runs. With bases loaded, Vasquez-Dickson cleared the bases with a double to left center, and four at-bats later with runners on second and third, Williams doubled to center to score both runners.
- Against St. Thomas, UNM scored four runs in the sixth inning to tie the game.
- In the Feb. 22 game against Texas Southern, UNM scored three runs in the first, second and fourth innings to build its lead.
- UNM has scored three or more runs in an inning 15 times, which included a walk-off, three-run home run by McKenzie against Alabama State on March 1 for her first collegiate home run.

NO SOPHOMORE SLUMP

- DeNae Vasquez-Dickson and McKenna Guest have dispelled the notion of the sophomore slump.
- Vasquez-Dickson leads the team with 12 sac bunts, second with 28 runs scored and tied for third in RBI (19). She is also tied for second in walks (16) and fourth in hits (36). She's had seven multiple-hit games and five multiple-RBI games, more multiple-hit games than as a freshman, as well as had a nine-game hitting streak and a 17-game streak of reaching base this season, career bests in both categories.
- She is also sixth in the NCAA in sac bunts per game (0.32) and leads the MW in sac bunts.
- Through 38 games, she's already surpassed her number of walks from last season (16 from seven) and has improved her batting average, slugging percentage and on-base percentage and has scored 28 runs, nine more than she did all of last season. She has increased her RBI, total bases total and hit total from last season. She has also surpassed her double total and hit three triples, the first of her career.
- In the circle, Guest has a 2.66 ERA with 112 strikeouts to 42 walks, and has finished with five or more strikeouts in 11 games after having five all of last season. She's has seven appearances not allowing a run in 108.0 innings and 26 appearances with 18 starts. Guest went 14.2 innings to start the season before allowing a run.
- Guest threw two shutouts in her first two starts this season and combined with Natalie Fritz for another shutout. She added her third shutout against Alabama State on March 2 with nine strikeouts to one walk and two hits allowed and threw her fourth in the last game at UCSD with four strikeouts to zero walks and four hits.
- She currently leads the Lobos in ERA, innings pitched, starts and strikeouts with 41 more strikeouts than the next Lobo pitcher (Fritz).
- Guest has already surpassed her win total from a season ago (13 compared to 10 last season) and her strikeouts from 2024 with 112 to date (had 90 in 40 appearances last season).
- Additionally, from stats dating back to 2006, Guest currently holds the lowest single-season ERA with a minimum 100 innings pitched at 2.66 and the lowest single-season opponent batting average (.239). She also has the most single-season strikeouts per seven innings (7.26) in program history.
- In the Bobcat Tournament, she struck out 18 to five walks allowed and had a season-high seven strikeouts

2025 QUICK FACTS

Name of School _____ University of New Mexico
 Founded _____ 1889 by Territorial Legislature
 Enrollment _____ 27,413
 Nickname _____ Lobos
 School Colors _____ Cherry & Silver
 Conference _____ Mountain West
 Affiliation _____ NCAA Division I
 Venue _____ Lobo Softball Field
 Dimensions _____ 205-225-205
 Capacity _____ 1,500
 President _____ Dr. Garnett Stokes
 Athletic Director _____ Fernando Lovo

PROGRAM HISTORY

First Year of Softball _____ 1978
 All-Time Record _____ 1087-1289-4
 Mountain West Record _____ 153-360-1
 NCAA Tournament Appearances _____ 3
 1980 (IAAW), 1981 (IAAW) and 1983 (NCAA)
 Last NCAA Postseason Opponent Cal St. Fullerton
 Last NCAA Postseason Result _____ CSUF won series 2-1
 Conference Championships _____ 3
 1980 (Intermountain), 1981 (Intermountain) and
 1983 (High Country)

TEAM INFORMATION

2024 Overall Record _____ 16-38
 2024 MW Record _____ 8-14 (7th)
 Letterwinners Returning/Lost _____ 12/12
 Pitchers Returning/Lost _____ 2/4
 Starters Returning/Lost _____ 6/3
 Newcomers _____ 14

SOFTBALL STAFF

Head Coach _____ Nicole Dickson (3rd season)
 Record at UNM _____ 53-88-1
 Career Record _____ 222-211-1 (9th season)
 Assistant Coach Morgan Spearman (3rd season)
 Assistant Coach Sophie Hannabas (2nd season)
 Assistant Coach Mackenzie Bennett (1st season)

COMMUNICATIONS

Softball Contact _____ Allison Weiss
 Email _____ allisonweiss@unm.edu
 Cell Phone (Preferred) _____ (661) 313-5402

DIGITAL MEDIA

Athletics Website _____ GoLobos.com
 Main University Web Site _____ unm.edu
 Conference Website _____ TheMW.com
 X _____ @UNMLoboSB
 Instagram _____ @UNMLoboSB
 Facebook _____ @UNMLoboSB

INTERVIEW REQUESTS

All interviews with UNM student-athletes and coaches are to be coordinated through the athletics communications office. Interviews may be arranged by contacting Allison Weiss in the athletics communications office (allisonweiss@unm.edu). All interview requests should be made at least 24 hours in advance.

in 4.0 innings against Fordham. She followed that up with six strikeouts in 3.0 innings and 10 batters faced against St. Thomas, while also not allowing a hit.

- At the Bulldog Invitational, Guest struck out a career-high 10 in the win against Northwestern State and finished the weekend with 19 strikeouts to one walk and threw two complete games. After allowing a leadoff single in Sunday's game against Alabama State, she retired the next 14 Hornet batters, striking out three of the first five Hornets faced and retired the side in order in four innings against ASU. Against Northwestern State, struck out the first six Demons she faced in the first and second innings and struck out eight of the first nine NSU batters through the third, retiring the first nine batters in order. Of the five innings she pitched, sat down NSU in order in four of them, getting her career-high 10th strikeout in the fifth for another 1-2-3 inning. In addition to 10 strikeouts, she also didn't allow a walk against NSU.
- In the first week of play, she was one of nine pitchers in the NCAA to record two shutouts.
- Nationally, Guest is 12th in the NCAA in shutouts, 36th in wins, 32nd in strikeouts, 75th in innings pitched and 75th in strikeouts per seven innings.

DELEON'S DAY AT THE PLATE

- In game 1 against Utah State yesterday, Jessica DeLeon went 5-5 which included two doubles and a season-high seven total bases. In the last 20 seasons, there have been 186 instances that a Lobo has had five at-bats or more in a game (178 with five at-bats). Of those, DeLeon is the only player that has recorded five hits in a game.
- In addition, DeLeon is the only Lobo to go 5-5 in a game and the most hits in a game in program history.
- The freshman added a 2-2 outing at the plate in game two of the doubleheader, finishing with four RBI, a 1.286 slugging percentage and a .900 on-base percentage on the day.
- Adding her final at-bat at UCSD, DeLeon has recorded a hit in her last eight at-bats.
- DeLeon is one of 17 players in the NCAA to have five hits in a game this season, tied for the most in the NCAA, and one of four freshmen with five hits in a game this season.

FRESHMEN IN NAME ONLY

- From the season opener onward, the freshmen class have stepped in to the lineup and contributed.
- Of UNM's 158 RBI on the season, 89 (56.3%) have come from freshmen and of the 277 hits, 125 (45.1%) have been by freshmen.
- Freshmen constitute the top two RBI, top three home runs, two of the top three in batting averages and hits, and three of the top five in slugging percentages, on-base percentages and hits on the team.
- Two freshmen had pivotal contributions in their first collegiate game against Texas A&M-Corpus Christi with Allie Williams going 3-3 at the plate with two doubles and three RBI, while Ella Dawson pinch hit in the bottom of the fifth and delivered the game-ending run on a single to the outfield for her first collegiate hit and RBI.
- Miracle McKenzie drove in the game-winning run in the first inning at Houston Christian on a hit back up the middle for her first collegiate hit and RBI.
- In the second game at Houston Christian on Saturday, Natalie Fritz threw 4.2 scoreless innings, striking out four and allowing one hit on 16 batters faced and 59 pitches, 40 of which went for strikes. In addition, she retired 11 consecutive hitters between the fourth and seventh innings. Holding a one-run lead, Fritz struck out the first two batters in the bottom of the seventh before allowing a walk. However, Fritz struck out the next batter to secure her first win as a Lobo.
- Dawson hit a pinch-hit, three-run home run in Friday's game at Houston to lead the Lobos in RBI, while Williams went 2-4 with two RBI to lead the Lobos in hits, including a hit to centerfield in the top of the fourth to score a run and give UNM back the lead at 4-3.
- In the second game at Houston, and trailing 3-2 in the top of the seventh, Jessica DeLeon had her first clutch hit of the game with a single to the outfield to score DeNae Vasquez-Dickson and tie the game. DeLeon broke the tie in the top of the 10th on a leadoff home run to left for her first of the season.
- Williams led the Lobos with 11 hits, five RBI, a .458 batting average, .500 on-base percentage (1.042 OPS) and 13 total bases opening weekend, while tying for the team lead in doubles (two) and second in slugging percentage (.542). The outfielder also recorded a hit in all seven games with a team-best three multiple-hit games and two multiple-RBI games.
- Dawson delivered a pinch-hit grand slam against North Dakota to give UNM a 7-4 lead on Feb. 22 and DeLeon hit a three-run home run in the first inning of the Feb. 22 game against Texas Southern.
- McKenzie hit a walk-off three-run home run against Alabama State on March 1 for her first collegiate home run.
- Dawson hit her third pinch-hit home run (a three-run HR) against St. Joseph's on March 8 to end the game in five innings.
- DeLeon walked off the Lobos in the March 15 game against San José State on a single to right for the 5-4 win.
- Williams currently leads the team with 46 hits, while DeLeon leads in RBI (30) with McKenzie second (25). DeLeon is second (.382) and Williams third (.365) in batting average, with DeLeon leading in walks (17), second in slugging percentage (.559), on-base percentage (.455) and total bases (57). Dawson is tied for the team lead in home runs with DeLeon and McKenzie (three).
- Further, McKenzie leads with nine multiple-RBI games (eight with two and one with three). Williams has 11 multiple-hit games (second on the team) and DeLeon has 10 multiple-hit games (the third most) and six multiple-RBI games (second on the team).
- In the month of March, McKenzie had a team-best 15 RBI and tied with DeLeon with the second-most hits on the team at 15. McKenzie was second on the team in slugging percentage (.558) and on-base percentage (.442).
- In the circle, Fritz has thrown 75.0 innings in 22 appearances and 11 starts, with three complete games and three saves and has the second-most strikeouts among the pitching staff with 71. Fritz is sixth in the MW in strikeouts and second behind McKenna Guest in strikeouts looking (31).
- Fritz had 11 strikeouts in the Feb. 22 win against Texas Southern, the most for a Lobo in a game since 2023, as well as the most by a freshman since 2019 and tied for the second most by a Lobo freshman pitcher since 2013 when Lauren Soles struck out 14. Between the third out of the first inning and the third inning, the freshman struck out five consecutive hitters and six of the seven Tigers faced with Sydney Carithers making a diving catch to get the foul out, accounting for nine straight Tigers retired before a single to start the fourth inning.
- In eight of Fritz's appearances, she has held opponents scoreless and in three appearances allowed only one hit. She has finished with five or more strikeouts in five games.
- Freshman Caprice Barela threw 4.1 scoreless innings of relief at NMSU, striking out three to one walk while not allowing a hit. Barela retired the side in order in the third, the fourth and the fifth, ultimately retiring the first 12 batters she faced before allowing a two-out walk in the bottom of the sixth.
- Williams has started all 38 games with DeLeon playing in all 38 with 36 starts, McKenzie has started in 35 and playing in 36 and Dawson appearing in 32 with five starts.

TRENDING UP

- The Lobo pitching staff has 217 strikeouts to 120 walks, with the 217 strikeouts already surpassing the season total from last season (166), the walks going down from 3.4 per game last season to 3.2 this season and the strikeouts going up from 3.1 per game last season to 5.7 this season.
- At the plate, the Lobos have already surpassed their total walks from last season, drawing 106 walks in 54 games last season and already at 122 through 38 games this season.
- UNM outscored opponents 63-58 in March, hitting .286 with a .426 slugging percentage and .369 on-base percentage behind 112 hits, 27 doubles, two triples, eight home runs and 48 walks.
- UNM made a jump from February to March in batting average (from .255), slugging percentage (from .351), on-base percentage (from .357) and decreased the number of strikeouts from 92 to 43 at the plate. The Lobos also increased their hits per game from 6.7 in February to 7.5 in March

and improved their fielding percentage from .966 to .971.

- In the circle, the Lobo pitching staff improved their ERA from 3.56 to 3.14 and brought down their walks per game from 3.3 in February to 2.9 in March. Further, the staff went from three complete games and three shutouts (one combined) in February to seven complete games and four shutouts (one combined) in March.
- In the circle, UNM had a 3.14 ERA in March with 72 strikeouts to 43 walks with Natalie Fritz striking out 23 to 10 walks and McKenna Guest striking out 40 to 17 walks.
- Individually, Guest went from a 2.52 ERA in February to a 1.72 in March and Fritz lowered her ERA from 3.57 in February to 3.42 in March. Ashley Archuleta improved her batting average (.319 to .447), slugging percentage (.532 to .617), on-base percentage (.467 to .481), hits (15 to 21) and doubled her doubles (three to six); Miracle McKenzie improved her batting average (.209 to .349), slugging percentage (.233 to .558), on-base percentage (.292 to .442) and increased her hits (nine to 15); and Jessica DeLeon improved her batting average (.319 to .357), slugging percentage (.489 to .548), on-base percentage (.424 to .426) and doubles (two to five). Four players improved their hit totals from February to March with Emma Bramson (one to eight) and Hayden Luderer (six to 11) joining Archuleta and McKenzie.
- The Lobos outscored their opponents in the second (10-8), third (10-9), fourth (5-4), sixth (8-2) and seventh (8-6) and scored first in eight games (6-2 in those games). The Lobos also outthrew their opponent in 11 games and went 9-2 in those games. UNM was 6-0 when leading after three innings and again after four innings, 7-0 when leading after five innings and 8-0 when leading after six innings in March.
- At the Purple Classic, UNM went 4-0, outscoring opponents 23-5. The pitching staff finished with a 0.54 ERA with 21 strikeouts to eight walks, allowing five runs (two earned) in 26.0 innings. UNM shut out two opponents and recorded its fourth run-rule of the season.

TRENDING UP, PART II

- The Lobos rank among the top teams in the Mountain West and NCAA in several categories.
- UNM ranks 20th in the NCAA in sac bunts (32), 41st in team strikeouts per seven innings (6.2), 42nd in HBP (30), 45th in shutouts (seven), 61st in doubles (55), 76th in fielding percentage (.968), 80th in strikeout-to-walk ratio (1.8), 89th in ERA (3.54) and 93rd in walks (122).
- Among the MW, UNM leads in batters struck out looking (pitching, 79) and shutouts, is second in strikeouts (pitching, 217) and fewest hit batters (17), is fifth in fielding percentage (.968) and fourth in ERA (3.54), opposing batting average (.264) and fewest hits allowed (260).
- McKenna Guest leads the conference in strikeouts looking, tied for the most shutouts, wins (13), while second in starts (18) and strikeouts (112). Guest is also fifth in ERA (2.66) and fourth in opposing batting average (.239). DeNae Vasquez-Dickson leads the MW in sac bunts (12) and Ashley Archuleta is tied for third in doubles (11), tied for sixth in triples (three), fifth in batting average (.406) and sixth in on-base percentage (.504). Allie Williams is tied for sixth in hits (46) and Jessica DeLeon is 14th in on-base percentage (.455) and in batting average (.382) and 13th in slugging percentage (.594).
- In MW games, Archuleta leads the conference in batting average (.548), on-base percentage (.615) and in doubles (six), is tied for second in hits (17) and eighth in slugging percentage (.742), and DeLeon is tied for first in sac flies (two), ninth in batting average (.424), tied for 13th in hits (14) and tied for third in doubles (four). Hayden Luderer is tied for second in stolen bases (three) and DeNae Vasquez-Dickson leads in sac bunts (five). Guest is second in strikeouts (28) and tied for fourth in wins (three) and Natalie Fritz is eighth in ERA (2.74) and ninth in strikeouts (15).
- As a team, in MW games, UNM has the fewest strikeouts (hitting, 27), is tied for first in sac flies (six), second in doubles (20), tied for third in sac bunts (nine), fourth in batting average (.304) and fifth in on-base percentage (.380). The pitchers are third in strikeouts (47) and fourth in fewest hits allowed (87).

SHUT IT DOWN

- To date, the Lobo pitching staff has recorded seven shutouts (four solo by McKenna Guest, one solo by Natalie Fritz and one combined by Fritz and Guest and one combined by Lexi Atcity and Caprice Barela).
- Dating back to 2006, it is the fifth time that the Lobos have recorded at least four shutouts in a season (others were in 2006, 2007, 2013, 2023), and the second time under Head Coach Nicole Dickson, but reached the feat in the fewest amount of games (22). The last season the Lobos had more than four was in 2004 (12).
- Guest and Fritz combined for the third shutout of the season in the 2-0 win over North Dakota on Feb. 21, combining for 11 strikeouts with Guest throwing 6.0 innings and nine strikeouts and Fritz closing with two strikeouts on three batters faced.
- The Lobo sophomore threw her third shutout of the season in the March 2 game against Alabama State, striking out nine to one walk and two hits.
- Fritz threw her first shutout in the 2-0 win against San Diego on March 7 and Atcity and Barela combined for the run-rule shutout against St. Joseph's on March 8.
- Guest added her fourth shutout against UC San Diego on March 25, the most shutouts by a Lobo pitcher in a season since 2004 when Ashley Perkins had six.

MAKE IT COMPLETE

- The Lobos have thrown 10 complete games this season, seven from McKenna Guest and three from Natalie Fritz.
- Guest started her sophomore season throwing two complete-game shutouts with an 8-0, five inning shutout against Texas A&M-Corpus Christi and a 1-0 shutout against Houston Christian.
- Guest threw a complete game in the season opener, allowing a single in the second inning, and finished with three strikeouts for her first shutout as a Lobo.
- The sophomore retired the side in both the fourth and fifth innings and retired eight consecutive batters between the third and the fifth innings.
- After allowing leadoff walk on her first Husky faced, Guest retired the next nine Huskies before giving up a leadoff single in the fourth. HCU had a runner reach on a one-out walk in the fifth, but Guest struck out the next Husky looking and got the third out on a swinging strikeout to leave two runners on. Guest finished the game with four strikeouts, four hits allowed and two walks on 26 batters faced.
- Fritz threw her first complete game, finishing with nine strikeouts, four hits allowed and of the three runs, one earned in the 6-3 win over Alabama State on March 1.
- The freshman added a second complete game in the 2-0 shutout of San Diego six days later, allowing three hits with four strikeouts to one walk on 25 batters faced.
- Guest also threw a complete game against Northwestern State in an 11-3 run-rule in which she struck out a career-high 10 Demons, against Alabama State in a 6-0 shutout in which she allowed two hits with nine strikeouts to one walk, against Penn in which she struck out six and allowed one run, and in the series finale against San José State, where she had five strikeouts.
- During the four-game road trip to San Diego, Fritz added a complete game in Friday's game at San Diego State and Guest threw her seventh against UC San Diego. Guest threw a complete-game shutout with four strikeouts to zero walks, allowing just four hits, retiring the first eight Tritons she faced and eight between the third and sixth innings. She also retired the side in order in four innings.

ARCH AT THE TOP

- In her senior season, Ashley Archuleta is leading the Lobos in seven categories.
- The New Mexico native leads in batting average (.406), slugging percentage (.594), on-base percentage (.504), doubles (11), runs scored (30) and total bases (63) and with 14 multiple-hit games (12 games with two, one with three and one with four).
- Archuleta has reached base in the last 10 games with a hit in the last five games.
- Her batting average, slugging percentage, on-base percentage and doubles are the best in her four-year career.
- In the last game against San José State, Archuleta went a season-best 4-4 with two doubles, tying her career highs in hits and doubles. In the series with the Spartans, Archuleta hit .600 with six hits that included three doubles, and had a .900 slugging percentage and .545 on-base percentage.
- Archuleta hit .447 in the month of March with a team-high 21 hits, that includes six doubles. She had a .617 slugging percentage and .481 on-base percentage, jumping from a .319 batting average, .532 slugging percentage and .467 on-base percentage and 15 hits in February.
- Additionally, Archuleta has hit in the leadoff spot in 26 games, including the last 13 and 17 of the last 18 games.

WHAT'S THE LINEUP?

- UNM has used 34 different lineup combinations in the 38 games, repeating in the Saint Joseph's game on March 6 and against San Diego on March 7, in three consecutive games with final two games against San José State and the first game at San Diego State and both games against Boise State.
- Four different players have been in the leadoff spot with Ashley Archuleta leading off in 26 games, including 23 of the last 26. The Lobos have had six different players third in the lineup with Allie Williams third in 22 games but Jessica DeLeon hitting third in the last four games, and six players in the cleanup spot with Jessica DeLeon hitting cleanup in 24 games but Williams hitting cleanup in the last five games. Seven different players have hit fifth with Miracle McKenzie fifth in 21 games. Nine different players have been sixth in the lineup with Katherine Brunner hitting sixth in 11 games, as well as 11 different players hitting seventh with Sydney Carithers hitting seventh in 10 games. Seven different players have hit ninth with Hayden Luderer hitting ninth in 18 games but Emma Bramson hitting ninth in the last three games.
- Keyannah Chavez has had the most movement in the lineup, appearing in eight different spots, followed by Archuleta in six different spots in the lineup. Williams, McKenzie and Brunner have appeared in five different spots. DeLeon and Carithers in four different spots and DeNae Vasquez-Dickson, Emma Bramson, Ella Dawson and Luderer in three different spots.
- Further, Archuleta has led off in the last 13 games and Vasquez-Dickson has hit second in the last 18.

IT'S ABOUT THE SACRIFICE

- To date, the Lobos have 32 sac bunts, third in the Mountain West, led by a conference-high 12 from DeNae Vasquez-Dickson, six from Hayden Luderer and four from Sydney Carithers and Emma Bramson. Luderer's six are tied for fifth in the MW.
- Heading into the series, the Lobos are 20th in the NCAA in sac bunts and Vasquez-Dickson sixth.
- In the opening weekend, seven of UNM's runs scored were as a result of a sac bunt moving the runner over, with two runs in the Texas A&M-Corpus Christi game, two in the first Houston game and two against St. John's. The go-ahead run in the second game at HCU was set up by a sac bunt with Bramson moving Carithers over with Carithers later scoring on a passed ball with two outs. Both runs scored in the St. John's game came from a sac bunt with Carithers laying down the bunt.
- In the Bulldog Invitational, four runs were set up by sac bunts, twice in two games. Against Northwestern State, the first run was set up by a Vasquez-Dickson sac bunt that moved Archuleta over, and in the fifth inning, Luderer laid down a sac bunt that moved Ava Castillo into scoring position with Castillo later coming around to end the game via run-rule. In the fifth inning in the first game against Alabama State, Vasquez-Dickson moved Archuleta over on a sac bunt with the Lobo later scoring from second. In the next inning, Bramson put down a sac bunt to move Georgia Heathcock over with Heathcock scoring

from second on the next at-bat.

- Against USD in the Purple Classic, Katherine Brunner laid down a bunt in the second inning to move runners over, leading to Grace Rana scoring for the 1-0 lead.
- Dating back to 2006, the most sacrifice hits in a season was 51 done in 2006. The Lobos had 44 last season, the third most in that time span.

WALK IT OUT

- The Lobos rank fourth in the Mountain West in walks with 122 walks, with 14 different players recording a walk and 12 with multiple walks.
- UNM has six players with 10 or more walks, led by 17 from Jessica DeLeon, 16 for DeNae Vasquez-Dickson and Ashley Archuleta, Allie Williams, Miracle McKenzie and Sydney Carithers at 13.
- Of the 122 walks, 32 have been on 3-0 counts, 44 on 3-1 counts and 46 have come on full counts.
- UNM has started the game with a walk in eight games with Archuleta leading off with a walk in six games (four times on four pitches and two times at 3-2) and Vasquez-Dickson twice, once on four pitches and once with a full count.
- The Lobos have drawn five or more walks in seven games with a season-high seven in the Feb. 23 game against Texas Southern.

TWO OUTS, SO WHAT

- Of UNM's 168 runs, 77 (45.8%) have come with two outs in the inning.
- At the Purple Classic, the Lobos scored 13 runs with two outs, five in the first game against Saint Joseph's, one against San Diego and seven in the second game against Saint Joseph's. The four runs in the third inning against SJU were with two outs as was the run in the sixth. In the second game against the Hawks, two runs in the first, two runs in the second and the three runs in the fifth inning that ended the game all came with two outs.
- At the Tarleton Invitational, the Lobos scored seven runs with two outs in the 13-run fifth inning against Texas Southern on Feb. 23, scored five runs with two outs in the first game against Texas Southern and five runs with two outs in the second game against UND.
- In the first game against St. Thomas, six of UNM's eight runs scored came with two outs with three in the second, one in the fourth and two in the sixth.
- Five of UNM's eight runs in the season opener came with two outs, with four of UNM's runs in the first game against Houston coming with two outs. UNM scored three runs in the second game at Houston with two outs, two in the second game at HCU and one in the first game at HCU and one in the seventh inning in the second game at Texas State.
- In the 1-0 win against Houston Christian, Miracle McKenzie's hit that scored the only run of the game came with two outs in the inning.
- With two outs and trailing 3-2 in Saturday's game at Houston, Jessica DeLeon had her first clutch hit of the game with a single to the outfield to score DeNae Vasquez-Dickson and tie the game.
- Hayden Luderer's double in the fifth inning of Sunday's game against San José State that scored two runs and put UNM up 5-3 happened with two outs.
- DeLeon leads the team with 14, two-out RBI with Ella Dawson and Allie Williams tied for second with 11, and McKenzie fourth with 10.
- Freshmen have contributed to 48 of the team's 71 two-out RBI (67.6%).
- Of UNM's 277 hits, 82 have come with two outs (29.6%), with Williams 17-48 (35.4%) with two outs, DeLeon 15-34 (44.1%) and McKenzie 11-27 (40.7%).

AND THE AWARD GOES TO...

- The Lobos have won four Mountain West weekly awards this season, including three MW Freshman of the Week awards in the last five weeks.
- Following a week in which the Lobos went 4-0 at the Purple Classic that included two shutouts, UNM garnered two Mountain West awards as McKenna Guest was named Mountain West Pitcher of the Week and Natalie Fritz Mountain West Freshman of the Week on March 10.
- The selection marked the second weekly award for Guest, who won Freshman of the Week last season, and the first pitcher of the week award. Fritz is the fourth Lobo freshman to win the weekly freshman award in the last two seasons.
- Fritz went 1-0 on the week and also added a save, throwing her first shutout against USD and her second complete game of the season. Fritz held the Toreros to three hits, retiring the side in order in five consecutive innings between the second and sixth innings, and finished with four strikeouts in the win. Of the three hits she allowed, two came in the first inning and one in the seventh, but worked herself out of the jam in both situations, which included a strikeout on a 3-2 count in the first inning with bases loaded.
- In her home state of Arizona, Fritz picked up the save against Saint Joseph's on Thursday, entering in the fifth inning with a runner on first and got the next three Hawks out to get the Lobos out of the inning. The right-handed pitcher retired the side in order in the sixth, needing eight pitches in the inning which also included a strikeout.
- In her two appearances, Fritz had a 0.70 ERA while not allowing any extra-base hits in either appearance and struck out six to one walk in 10.0 innings in the circle.
- Guest finished the Purple Classic going 2-0 with a 0.64 ERA behind one complete game, throwing 11.0 innings with 13 strikeouts to five walks.
- The sophomore went 4.0 innings in the win against Saint Joseph's to open the Purple Classic, finishing with seven strikeouts, including two in the first to leave a runner on third and two in the second, retiring the side in order. She added two strikeouts in the fourth, also retiring the side in order. After allowing a run against Penn in the first, Guest threw six scoreless innings to get the complete-game win, finishing with six strikeouts.
- Guest accounted for half of UNM's wins on the weekend, averaging 8.3 strikeouts per game. In total, Guest faced 50 batters between the two games, throwing 215 pitches, 142 of them going for strikes.
- Miracle McKenzie made it consecutive Freshman of the Week winners on March 17 after leading the Lobos in a series win over San José State. McKenzie's accolade comes after leading the Lobos with four RBI in the series against SJSU and six RBI on the week. The California native hit .429 with a .556 on-base percentage with two, two RBI games against the Spartans and three, two RBI games on the week.
- In Saturday's win over the Spartans, McKenzie hit a single that scored a run that made it 3-1 Lobos and later reached on a fielder's choice that allowed a run to score to put UNM 4-3 in the fifth inning. The freshman first baseman led the Lobos with two RBI in the game. In Sunday's series-deciding game, she drew a walk following a full count in which she faced 10 pitches to load the bases with two outs, and on the next at-bat, UNM hit a double to score two runs to break the 3-3 tie and take the lead for good.
- Mckenzie was 5-5 in successfully advancing runners against SJSU, as well as 2-3 with runners in scoring position.
- UNM added a third MW Freshman of the Week winner on April 7 with Jessica DeLeon. The San Marcos native led the Lobos on the week with a .692 batting average, .846 slugging percentage, nine hits and seven RBI and finished with three multiple-hit games and two multiple-RBI games. DeLeon recorded at least one RBI in all four games.
- DeLeon went a combined 7-7 in the doubleheader with the Aggies, and her offensive contributions continued against Boise State, hitting a sac fly in the third inning that allowed Emma Bramson to tag from third for the 2-0 Lobo lead, which also proved to be the game-winning run in the 2-1 Lobo win. In game two, DeLeon singled through the right side to bring in two runs to open the scoring in the first inning and led the Lobos with two RBI.

SEASON OPENER HISTORY

- With the 8-0 win against Texas A&M-Corpus Christi in five innings to start the season, Coach Dickson became the only Lobo coach to win their first three season openers, with two also coming in run-rule fashion.
- In her Lobo coaching debut, she won with the largest margin of victory (+9) for a coach in their first game, when UNM run-ruled Nicholls 12-3 in five on Feb. 9, 2023. Erica Beach was the other head coach to win in her first game (a 10-2, five inning win against Utah Valley on Feb. 12, 2011). Dickson and Beach are also the only two coaches to win the season opener in their first two seasons.

FRESH PERSPECTIVE

- The Lobos revamped their roster with a total of 14 newcomers, comprising half of the roster.
- Of the newcomers are 10 freshmen: three pitchers, two outfielders, two utility players, two infielders and a catcher/infielder.
- UNM also added four transfers with a redshirt-sophomore left-handed pitcher in Lexi Atcitty from BYU, a junior right-handed pitcher in Nova Montes from Paris Junior College, a junior utility player in Georgia Heathcock from UC San Diego and a sophomore left-handed pitcher/outfielder in Marina Tinari from Florida Gulf Coast.
- Heathcock played in 33 games with 10 starts and Tinari appeared in 12 games with one start, pitching a total of 15.2 innings.

FOUNTAIN OF YOUTH

- Of the 28 players on the roster, the Lobos have 20 underclassmen with 10 freshmen and 10 sophomores, and eight upperclassmen with five juniors and three seniors.
- The sophomores feature a trio of returners who played a bulk of innings last season, with McKenna Guest in the circle, DeNae Vasquez-Dickson in the outfield and Katherine Brunner in the infield.
- Guest appeared in 40 games with 24 starts and nine complete games. The RHP threw 147.0 innings and struck out a team-high 90 batters, 56 more than the next pitcher. Guest accounted for 54.2% of the team's strikeouts and threw 43.4% of the innings, played in 74.1% of the games and started in 44.4% of the games. Her 40 appearances tied for the third most in a single season in program history, and Guest recorded a strikeout in 30 games with 24 games with multiple strikeouts, including five games with at least five strikeouts. Nationally, her 40 appearances in the regular season tied for the fourth most in the NCAA, the most by a freshman, and her 24 starts tied for the sixth most by a freshman pitcher in the NCAA through the regular season.
- Vasquez-Dickson started 46 games and played in 53 as a freshman, with 29 starts in center field, 12 in left field and five in right. She played in 94.1% of the innings last season. Vasquez-Dickson led the team with 15 sac bunts, which led the Mountain West and the third most in the NCAA in the regular season and most by a freshman. An offensive threat, she finished with four multi-hit games (three with two and one with three) and seven multi-RBI games (all with two RBI), and was third on the team in doubles (six) and fourth in RBI (18).
- Brunner played in 49 games with 44 starts, starting in 25 games as the designated player, 12 games at third and seven games at second. The Lobo played in 82.6% innings and registered multiple hits in five games (four with two and one with three) and four games with multiple RBI (two with two and two with three).
- Brunner was named MW Freshman of the Week on April 22, Vasquez-Dickson was MW Freshman of the Week on May 6 and Guest was named MW Freshman of the Week on March 25.

REPLENISH THE BULLPEN

- UNM entered the season with a total of nine pitchers on the roster with only two returners from last season. Of the nine, three are freshmen, four are sopho-

mores, one is a redshirt-sophomore and one is a junior, and only three have DI collegiate experience entering the season (McKenna Guest, Brooke Umali and Marina Tinari).

- Guest entered the season with the most experience at 147.0 innings, with Umali pitching 29.0 innings her freshman season and Tinari tallying 15.2 innings in her freshman season at Florida Gulf Coast.

TAKE ME HOME COUNTRY ROADS

- This season, the Lobos will travel to the home states of 20 players. There are 11 players from Texas, six from California, two from Arizona, and one from Utah. In addition, there are four players from the state of New Mexico.
- Overall, the Lobos span from coast-to-coast with a player from Virginia (Ella Dawson) to Hawai'i (Jewels Hanawahine) and from nine different states (Arizona, California, Colorado, Hawai'i, New Mexico, Oklahoma, Texas, Utah and Virginia).

LIFE ON THE ROAD

- The Lobos have 12 of 53 total games at home with the home opener on March 14.
- UNM played 28 games between the season opener and the home opener with three trips to Texas, a trip to Mississippi and Arizona and a game at New Mexico State. The first game played in the state of New Mexico for the Lobos was in Las Cruces on March 11.
- The longest stretch at home for the Lobos is a five-game homestand against Boise State (April 5-6) and Colorado State (April 11-13).
- The Lobos had 14 home games a season ago, with UNM going 7-7, and 16 home games in Coach Dickson's first season with the Lobos going 9-7.

VERSATILE EMMA

- Senior Emma Bramson enters her fourth season with the Lobos, and in her 182 games, has played six different positions.
- Bramson has started 175 of the 182 games and has started 78 games at third, 41 games at first, 29 at shortstop, 16 at second, eight as the DP and three in right field.
- Last season, the California native started the final 39 games at first base and started four games at third, three games in right and eight as the designated player. Her sophomore season, Bramson started 39 games at third and five games at second, and as a freshman played 25 games at third base and 21 games at shortstop.
- This season, Bramson has started 31 games with 11 at second, 10 at third, eight games at shortstop and two at first.

LIKE MOTHER, LIKE DAUGHTER

- Keyannah Chavez followed in her mother's footsteps, as her mother also played at UNM. Cassandra Abdulaziz was a middle infielder for the Lobos from 2001-06.

LEAD ON

- Instead of captains, the Lobos have a Leadership Council comprised of four players selected by Coach Dickson that serve as the leaders of the team. On the Leadership Council are seniors Ashley Archuleta, Emma Bramson and Sydney Carithers and junior Grace Rana.
- Archuleta and Bramson enter their fourth seasons, Carithers enters her second season with UNM and Rana entering her third season.

FROM PLAYER TO COACH

- Two former players of Coach Dickson are now on her staff in assistant coaches Sophie Hannabas and Mackenzie Bennett.
- In 2021, Hannabas transferred to SFA to play under Coach Dickson, and through her two seasons with the Lumberjacks, combined for 101.3 innings with 63 strikeouts, a .331 opposing batting average, and allowed 10 home runs appearing in 41 games with 20 starts, with SFA winning the WAC Conference in 2022. Hannabas works with the pitchers and handles director of operations duties.
- Bennett joined the Lobo coaching staff this past July and works with the catchers and as a secondary hitting coach. She has ties to the entire UNM coaching staff as Bennett played for Coach Dickson and assistant coach Morgan Spearman at SFA from 2019-22 and played with Hannabas in 2022 and 2023. During her five years with the Lumberjacks, Bennett played in 164 games with 136 starts and finished with 139 hits, 31 doubles, two triples and 25 home runs, along with 101 RBI and hit .330, with a .591 slugging percentage and .387 on-base percentage. Of her 164 games, she recorded multiple hits in 42 of the games and multiple RBI in 33 and twice carried a 10-game hitting streak (in 2021 and 2022) as well as a 17-game streak of reaching base in 2021. In her final season, she led the team at the plate behind a .367 batting average, 14 doubles and 49 RBI and was second on the team with 12 home runs and a .686 slugging percentage.

2 YEARS OF IMPROVEMENT UNDER DICKSON

- The Lobos took significant statistical strides in Coach Dickson's first two years in Albuquerque, producing numbers and wins that hadn't been achieved in several years.
- This past season, the Lobos won in Boise for the first time since 2016 and won against Boise State for the first time since 2021. In addition, the Lobos' sweep of Utah State was the first sweep of a Mountain West opponent since 2016 and the first sweep of the Aggies since 1989; the Lobos earned their first win over UNLV since 2021 and beat Fresno State twice for the series win after having only nine wins total all-time against the Bulldogs entering the season.
- Statistically, UNM finished with 60 errors with the last time the team finished with 60 or fewer errors was back in 2014. The Lobos had three players earn Mountain West Freshman of the Week awards (McKenna Guest, DeNae Vasquez-Dickson and Katherine Brunner), the second most among MW schools, with the freshmen finishing among the top of the NCAA in several statistical categories. Through the regular season, Guest's 40 appearances tied for fourth in the NCAA, but most among freshmen, and tied for the third most in a season in program history. In addition, her 24 starts tied for the sixth most by a freshman pitcher in the NCAA and her 147.0 innings tied for the 11th most by a freshman pitcher. For Vasquez-Dickson, her 15 sac bunts were the most by a freshman in the NCAA, led the MW and third in the NCAA.
- In the last two years, UNM has had five MW Freshmen of the Week, two MW Players of the Week and two MW Pitchers of the Week.
- In the last two years, the Lobos stole 77 bases, the most in a two-year span since 2013-14 (85) and turned a combined 41 double plays, the most in a two-year span since 2015-16 (also 41). In the season opener against Tennessee State, Keyannah Chavez finished with three stolen bases, the most for a Lobo in a single game since 2017, and as a team, the Lobos had six stolen bases, the most in a game since 2018. The Lobos beat that mark on Feb. 16 against Marist, stealing seven bases, the most in a single game for the Lobos since 2010.
- In her first season, UNM's .299 batting average was the best since 2015 and tied the best average for the program in the last 11 years. The 399 hits and 231 runs scored were the most since 2015 and 2016, respectively, and the 214 RBI and .368 on-base percentage were the highest since 2015. The team's 14 triples were the most in a single season since 2010 and the Lobos' 40 stolen bases were the most since 2013. Defensively, the Lobos led the MW with 22 double plays, the most turned since 2015 and the four shutouts were the most since 2013.
- Additionally, UNM jumped in the NCAA rankings from 2022 to 2023 in eight categories: batting average (a ranking improvement of 86 spots), triples per game (88 spots), stolen bases per game (87 spots), runs (49 spots), on-base percentage (46 spots), slugging percentage (12 spots), shutouts (16 spots) and double plays turned (141 spots). The Lobos ranked 45th in batting average, 27th in double plays per game, 29th in triples per game, 68th in on-base percentage and 88th in slugging percentage.
- During the 2023 season, Dickson guided the Lobos to their first series win over Nevada since 2015, UNM's 8-0 win over SJSU on March 25 was the first shutout against the Spartans since May 8, 2015, and the 12 runs scored against CSU on April 16 were the most runs the Lobos have scored against the Rams since April 15, 2016. In the March 19th win at Utah State, the Lobos finished with 18 hits, 15 runs and struck out 14 Aggies, with the 18 hits the most since 2018 and the 15 runs were the most since 2019. The 15 runs were the most against the Aggies since April 26, 2014, and the 14 strikeouts by Amber Linton were the most in a game by a Lobo since 2013.
- Among the conference in 2023, UNM had players in the top four in the MW in batting average (Rachael Hathoot second at .396 and Peyton Robinson fourth at .380), two players in the top 5 in the MW in hits (Robinson fourth at 60 and Hathoot fifth at 59), two players in the top 2 in triples (Hathoot first at seven and Ashley Archuleta tied for second at 5) and had two MW Player of the Week, one Pitcher of the Week and two Freshman of the Week honors.
- UNM produced two All-Mountain West First Team members in Archuleta and Hathoot, who each had their best seasons in a Lobo uniform. In the circle, Amber Linton recorded a MW-best 164 strikeouts and set a program record in strikeouts per game at 7.24, besting her own program record of 6.97 she set in 2022. Her 14 complete games doubled her total from the previous year and she also registered 15 games with five or more strikeouts and three games with 10-plus strikeouts, an improvement over last season as well.
- In Dickson's first two years, the Lobos also cultivated a standard of success in the classroom, producing the two highest GPAs in program history during the 2023-24 academic year after establishing a program record of 3.59 in the fall and besting that with a 3.63 in the spring. Additionally, the Lobos added a 3.58 GPA in the fall of 2024, the third-highest GPA in program history, signifying the last three semesters have been the three highest in program history. In total, Dickson's last four semesters have produced four of the top-5 highest GPAs in the last 10 years (not including COVID year). In the last five semesters under Dickson, the team GPA has improved from 3.47 to 3.63. The Lobos had a program-record 16 on the Spring 2023 Academic All-Mountain West Team and a program-record 12 named a MW Scholar-Athlete, which improved to a MW- and program-best 20 MW Scholar-Athletes in 2024 and 14 on the Spring 2024 Academic All-Mountain West Team.

PRESEASON PROJECTION

- The Lobos were picked eighth in the Mountain West preseason poll with 17 points. UNM finished five points behind Utah State.

NEW LOOK FOR LOBO SOFTBALL FIELD

- Lobo Softball Field underwent a renovation that added turf to the outfield and a red halo around the edge of the field. The renovation was completed in January 2025.



McKenna Guest

PITCHER

Of The Week



SOFTBALL



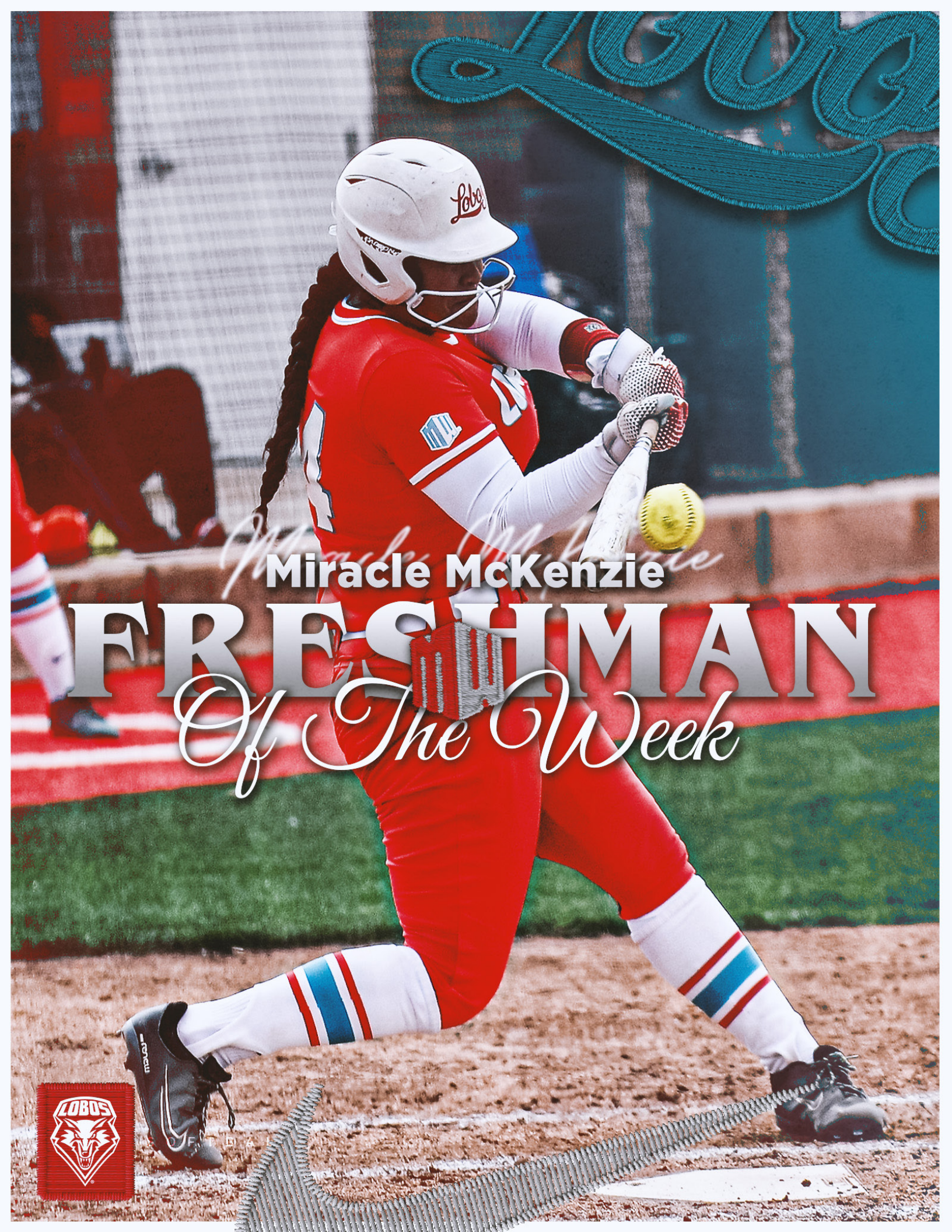
Natalie Fritz

FRESHMAN

Of The Week



SOFTBALL



Miracle McKenzie
Miracle McKenzie

FRESHMAN

Of The Week



OFFICIAL



Jessica DeLeon

FRESHMAN

Of The Week





LOBO SOFTBALL

FIRST *Player*

to have **5 hits**
in a game and go
5-5 in a game
IN PROGRAM HISTORY

Jessica DeLeon

Jessica DeLeon

NUMERICAL ROSTER

#	NAME	POS	HT	YR	B/T	HOMETOWN (PREVIOUS SCHOOL)
00	DeNae Vasquez-Dickson	OF	5-4	So.	L/L	Grapevine, Texas (Colleyville Heritage HS)
1	Gabrielle Briones	UTIL	5-3	So.	R/R	Mesquite, Texas (Mesquite HS)
2	Caprice Barela	P	5-6	Fr.	L/R	Las Cruces, N.M. (Centennial HS)
3	Ella Dawson	P	5-9	Fr.	R/R	Aldie, Va. (John Champe HS)
4	Ava Castillo	OF	5-4	Fr.	L/R	Mansfield, Texas (Pantego Christian Academy)
5	Lexi Atcitty	P	6-0	RS-So.	L/L	Lehi, Utah (BYU)
7	Ashley Archuleta	INF	5-4	Sr.	L/R	Rio Rancho, N.M. (Cleveland HS)
8	Katherine Brunner	INF	5-7	So.	R/R	Katy, Texas (James E. Taylor HS)
9	Jewels Hanawahine	UTIL	5-9	So.	R/R	Waimanalo, Hawai'i (Kamehameha Kapalama)
10	Allie Williams	OF	5-5	Fr.	R/R	Houston, Texas (Episcopal HS)
11	Adelaide Haack	UTIL	5-7	Fr.	R/R	Oklahoma City, Okla. (Westmoore HS)
12	Alina Ortiz	P	5-6	So.	R/R	Corona, Calif. (Centennial HS)
13	Mya Pacheco	INF	5-3	Fr.	R/R	Rio Rancho, N.M. (V. Sue Cleveland HS)
16	Brooke Umali	P	5-3	So.	L/L	Burlingame, Calif. (Aragon HS)
18	Grace Rana	C	5-6	Jr.	R/R	Queen Creek, Ariz. (Queen Creek HS)
20	Emma Bramson	INF	5-7	Sr.	R/R	Valencia, Calif. (Valencia HS)
21	Taylor Morgan	OF	5-6	Jr.	R/R	Gallup, N.M. (Trinidad State College)
23	McKenna Guest	P	5-6	So.	R/R	Pattonville, Texas (Prairiland HS)
24	Georgia Heathcock	UTIL	5-8	Jr.	R/R	Little Elm, Texas (UC San Diego)
25	Nova Montes	P	5-8	Jr.	R/R	Covina, Calif. (Paris Junior College)
26	Jasmyn Lloyd	UTIL	5-4	Fr.	R/R	Grand Prairie, Texas (South Grand Prairie HS)
27	Hayden Luderer	UTIL	5-5	So.	R/R	Thousand Oaks, Calif. (Louisville HS)
28	Jessica DeLeon	C/INF	5-7	Fr.	L/L	San Marcos, Texas (San Marcos HS)
33	Sydney Carithers	C/INF	5-6	Sr.	R/R	Fort Worth, Texas (Stephen F. Austin)
34	Miracle McKenzie	INF	5-10	Fr.	R/R	Long Beach, Calif. (St. Anthony HS)
38	Keyannah Chavez	OF	5-1	Jr.	L/L	Leander, Texas (Glen HS)
44	Natalie Fritz	P	6-0	Fr.	R/R	Chandler, Ariz. (Basha HS)
77	Marina Tinari	P/OF	5-4	So.	L/L	Castle Rock, Colo. (Florida Gulf Coast)

COACHING STAFF

Head Coach: Nicole Dickson	3rd season	Eastern New Mexico
Assistant Coach: Morgan Spearman	3rd season	Angelo State
Assistant Coach: Sophie Hannabas	2nd season	Stephen F. Austin
Assistant Coach: Mackenzie Bennett	1st season	Stephen F. Austin

HOME**ARIZONA (2)**

Natalie Fritz, Grace Rana

CALIFORNIA (6)

Emma Bramson, Hayden Luderer, Miracle McKenzie, Nova Montes, Alina Ortiz, Brooke Umali

COLORADO (1)

Marina Tinari

HAWAII (1)

Jewels Hanawahine

NEW MEXICO (4)

Ashley Archuleta, Caprice Barela, Taylor Morgan, Mya Pacheco

OKLAHOMA (1)

Adelaide Haack

TEXAS (11)

Gabrielle Briones, Katherine Brunner, Sydney Carithers, Ava Castillo, Keyannah Chavez, Jessica DeLeon, McKenna Guest, Georgia Heathcock, Jasmyn Lloyd, Danae Vasquez-Dickson, Allie Williams

UTAH (1)

Lexi Atcitty

VIRGINIA (1)

Ella Dawson

PRONUNCIATION GUIDE

9	Jewels HANAWAHINE	HA-nah-WHA-he-nay
11	Adelaide HAACK	HAWK
16	Brooke UMALI	OOH-mall-e
18	Grace RANA	RAIN-ah
27	Hayden LUDERER	Lew-DUR-urr

CLASS**SENIORS (3)**

7	Ashley Archuleta	INF
20	Emma Bramson	INF
33	Sydney Carithers	C

JUNIORS (5)

38	Keyannah Chavez	OF
24	Georgia Heathcock	UTIL
25	Nova Montes	P
21	Taylor Morgan	OF
18	Grace Rana	C

SOPHOMORES (10)

5	Lexi Atcitty (RS)	p
1	Gabrielle Briones	INF
8	Katherine Brunner	INF
23	McKenna Guest	RHP
9	Jewels Hanawahine	INF
27	Hayden Luderer	UTIL
12	Alina Ortiz	P
77	Marina Tinari	P/OF
16	Brooke Umali	LHP
00	DeNae Vasquez-Dickson	OF

FRESHMEN (10)

2	Caprice Barela	P
4	Ava Castillo	OF
3	Ella Dawson	P
28	Jessica DeLeon	C/INF
44	Natalie Fritz	P
11	Adelaide Haack	UTIL
26	Jasmyn Lloyd	UTIL
34	Miracle McKenzie	INF
13	Mya Pacheco	INF
10	Allie Williams	OF

POSITIONAL BREAKDOWN**PITCHERS (8)**

2	Caprice Barela
3	Ella Dawson
5	Lexi Atcitty
12	Alina Ortiz
16	Brooke Umali
23	McKenna Guest
25	Nova Montes
44	Natalie Fritz

CATCHERS (1)

18	Grace Rana
----	------------

CATCHER/INFIELDER (2)

28	Jessica DeLeon
33	Sydney Carithers

INFIELDERS (5)

7	Ashley Archuleta
8	Katherine Brunner
13	Mya Pacheco
20	Emma Bramson
34	Miracle McKenzie

OUTFIELDERS (5)


00	DeNae Vasquez-Dickson
4	Ava Castillo
10	Allie Williams
21	Taylor Morgan
38	Keyannah Chavez

UTILITY (6)

1	Gabrielle Briones
9	Jewels Hanawahine
11	Adelaide Haack
24	Georgia Heathcock
26	Jasmyn Lloyd
27	Hayden Luderer

PITCHER/OUTFIELDER (1)

77	Marina Tinari
----	---------------



DeNae Vasquez-Dickson
OF • 5-4 • SO. • L/L
Grapevine, Texas



Gabrielle Briones
UTIL • 5-3 • SO. • R/R
Mesquite, Texas



Caprice Barela
P • 5-6 • FR. • L/R
Las Cruces, N.M.



Ella Dawson
P • 5-9 • FR. • R/R
Aldie, Va.



Ava Castillo
OF • 5-4 • FR. • L/R
Mansfield, Texas



Lexi Atcitty
P • 6-0 • RS-SO. • L/L
Lehi, Utah




Ashley Archuleta
INF • 5-4 • SR. • L/R
Rio Rancho, N.M.



Katherine Brunner
INF • 5-7 • SO. • R/R
Katy, Texas



Jewels Hanawahine
UTIL • 5-9 • SO. • R/R
Waimanalo, Hawai'i



Allie Williams
OF • 5-5 • FR. • R/R
Houston, Texas



Adelaide Haack
UTIL • 5-7 • FR. • R/R
Oklahoma City, Okla.



Alina Ortiz
P • 5-6 • SO. • R/R
Corona, Calif.



Mya Pacheco
INF • 5-3 • FR. • R/R
Rio Rancho, N.M.




Brooke Umali
P • 5-3 • SO. • L/L
Burlingame, Calif.



Grace Rana
C • 5-6 • JR. • R/R
Queen Creek, Ariz.



Emma Bramson
INF • 5-7 • SR. • R/R
Valencia, Calif.



Taylor Morgan
OF • 5-6 • JR. • R/R
Gallup, N.M.



McKenna Guest
P • 5-6 • SO. • R/R
Pattonville, Texas



Georgia Heathcock
UTIL • 5-8 • JR. • R/R
Little Elm, Texas



Nova Montes
P • 5-8 • JR. • R/R
Covina, Calif.



Jasmyln Lloyd
UTIL • 5-4 • FR. • R/R
Grand Prairie, Texas



Hayden Luderer
UTIL • 5-5 • SO. • R/R
Thousand Oaks, Calif.



Jessica DeLeon
C/INF • 5-7 • FR. • L/L
San Marcos, Texas



Sydney Carithers
C/INF • 5-6 • SR. • R/R
Fort Worth, Texas



Miracle McKenzie
INF • 5-10 • FR. • R/R
Long Beach, Calif.



Keyannah Chavez
OF • 5-1 • JR. • L/L
Leander, Texas



Natalie Fritz
P • 6-0 • FR. • R/R
Chandler, Ariz.



Marina Tinari
P/OF • 5-4 • SO. • L/L
Castle Rock, Colo.



Nicole Dickson
Head Coach



Morgan Spearman
Assistant Coach



Sophie Hannabas
Assistant Coach



Mackenzie Bennett
Assistant Coach

HEAD COACH NICOLE DICKSON



Nicole Dickson enters her third season as head coach of the Lobo softball program in 2024-25. Hired on June 3, 2022, Dickson is the sixth head coach in program history.

The Lobos took significant statistical strides in her first year in Albuquerque, producing numbers that hadn't been achieved in several years. Of note, UNM's .299 batting average was the best since 2015 and tied the best average for the program in the last 11 years. The 399 hits and 231 runs scored were the most since 2015 and 2016, respectively, and the 214 RBI and .368 on-base percentage were the highest since 2015. The team's 14 triples were the most in a single season since 2010 and the Lobos' 40 stolen bases were the most since 2013. Defensively, the Lobos led the MW with 22 double plays, the most turned since 2015 and the four shutouts were the most since 2013.

Additionally, UNM jumped in the NCAA rankings from a season ago in eight categories: batting average (a ranking improvement of 86 spots), triples per game (88 spots), stolen bases per game (87 spots), runs (49 spots), on-base percentage (46 spots), slugging percentage (12 spots), shutouts (16 spots) and double plays turned (141 spots). The Lobos ranked 45th in batting average, 27th in double plays per game, 29th in triples per game, 68th in on-base percentage and 88th in slugging percentage.

It didn't take long to see the potential as with UNM's season-opening win over Nicholls, Dickson became just the second Lobo head coach in program history to win in their coaching debut, doing so with the largest margin of victory (12-3 in five innings). Three games later, Dickson and the Lobos made more history, beating No. 19 Oregon State 8-0 in five innings for UNM's first win over a ranked opponent since 2016 and UNM's first run-rule win over a ranked opponent since 2012.

During the season, Dickson guided the Lobos to their first series win over Nevada since 2015, UNM's 8-0 win over SJSU on March 25 was the first shutout against the Spartans since May 8, 2015, and the 12 runs scored against CSU on April 16 were the most runs the Lobos have scored against the Rams since April 15, 2016. In the March 19th win at Utah State, the Lobos finished with 18 hits, 15 runs and struck out 14 Aggies, with the 18 hits the most since 2018 and the 15 runs were the most since 2019. The 15 runs were the most against the Aggies since April 26, 2014, and the 14 strikeouts by Amber Linton were the most in a game by a Lobo since 2013.

Among the conference, UNM had players in the top four in the MW in batting average (Rachael Hathoot second at .396 and Peyton Robinson fourth at .380), two players in the top 5 in the MW in hits (Robinson fourth at 60 and Hathoot fifth at 59), two players in the top 2 in triples (Hathoot first at seven and Ashley Archuleta tied for second at 5) and had two MW Player of the Week, one Pitcher of the Week and two Freshman of the Week honors.

UNM produced two All-Mountain West First Team members in Archuleta and Hathoot, who each had their best seasons in a Lobo uniform.

Hathoot produced her best season as a Lobo with 59 hits, nine doubles, seven triples, 31 RBI, 91 total bases, 12 walks, 38 runs scored, a .396 batting average, .452 on-base percentage and .611 slugging percentage and her seven triples tied for the third most in a single season in program history, last done in 1998. Her 59 hits were more than her freshman and sophomore seasons combined, as were her total bases. Further, she had a career-best 15-game hit streak and career-best 20-game streak of reaching base, while also leading the team with 18 multiple hit games, five games with three hits and had seven multiple RBI games with a career-high five RBI against NMSU. Among the MW, the Lobo led the MW in triples and assists (114), was second in fielding double plays, second in batting average, fifth in hits, eighth in slugging percentage and total bases and ninth in on-base percentage. Archuleta finished with 43 hits, four doubles, five triples (tied for the ninth most in a single season in program history) and three home runs, 25 RBI and 66 total bases, had a .508 slugging percentage, .331 batting average and .401 on-base percentage. She finished her best season as a Lobo in terms of home runs, triples, batting average, slugging percentage and stolen bases.

In the circle, Amber Linton recorded a MW-best 164 strikeouts and set a program record in strikeouts per game at 7.24, besting her own program record of 6.97 she set in 2022. Her 14 complete games doubled her total from the previous year and she also registered 15 games with five or more strikeouts and three games with 10-plus strikeouts, an improvement over last season as well.

Nationally, Hathoot finished 53rd in the NCAA in batting average, fifth in triples and seventh in triples per game, Archuleta finished 28th in triples and 30th in triples per game, Robinson finished 30th in sacrifice bunts and Linton finished 58th in strikeouts.

"I am excited to have Nicole join the Lobo Family," said Vice President/Director of Athletics Eddie Nuñez at the time of her hire. "She has been highly successful at multiple levels, and she has a history of building programs. Her vision for what Lobo Softball can be, and how to build it, is what we need to bring our program to a championship level."

Prior to arriving at UNM, Dickson spent six seasons as the head coach at Stephen F. Austin, with the Ladyjacks surpassing 30 wins in four of five seasons and were on pace for another stellar result in the shortened 2020 season with a 19-4 record. Through her six seasons, Dickson compiled a 169-123 record and was named the 2021 Southland Conference Coach of the Year.

Under her leadership, SFA had 20 all-conference selections, as well as two hitter of the year and pitcher of the year selections, a player of the year and a freshman of the year.

"I am grateful for the opportunity to join UNM Athletics," Dickson stated upon her selection as the new Lobo head coach. "I really value, and aligned with, the core values and vision for the program. Both Eddie Nuñez and Deputy A.D. for External Affairs Dave Williams are all in, and are willing to support the student-athletes to have a quality experience and want to see softball be successful. I loved the community and coaches and the beautiful campus sells itself."

"I am excited to work with the student-athletes and develop a competitive, hard-working culture focused on getting better every day. The goal is to compete for championships and represent the campus and community positively on and off the field."

In her last season at SFA, the Ladyjacks went 18-6 in conference play and 31-27 overall, winning the Southwest Division and advancing to the WAC Tournament final as the No. 2 seed. The Ladyjacks had three players make the All-WAC team with Cassidy Wilbur claiming Pitcher of the Year. Wilbur struck out a conference-best 219 batters, holding the opposition to a .211 batting average while recording a WAC-high 37 appearances and tying the WAC lead in wins with 19. In her 18 complete games, she recorded a conference-high six shutouts.

Prior to that, the Ladyjacks won their second Southland Conference regular season title in 2021 with a 35-12 overall and 25-2 conference record, resulting in Dickson being selected Coach of the Year.

As a result of Dickson's and the Ladyjacks' success, three players were named to the 2021 NFCA All-Region Division I teams, with two first team selections and a third team selection. In addition, under her guidance, SFA had seven named to the all-conference teams that included the Southland Conference's Pitcher of the Year, Hitter of the Year and Player of the Year. Wilbur was also named Southland Conference Pitcher and Player of the Year in the league, the first time a Ladyjack has collected both honors simultaneously, as well as named a JWOS All-American Second Team.

Further, in 2021, the program set three program records. SFA's 25 league wins and just two conference losses were a program best, with the team setting another program record with 18 consecutive wins.

In the shortened 2020 season, Dickson and the Ladyjacks went 19-4 and set a program record with a then-13 consecutive wins with a NCAA Division I best nine true road wins. In the 2019, SFA went 36-23, compiling wins over Power Five programs Illinois, Mississippi State, Indiana and Baylor.

Before taking the helm at SFA, Dickson gained experience as the head coach at Tyler Junior College (2013-16) and a spent a year as the head coach at Paris Junior College (2012-13). Dickson got her start in coaching as a graduate assistant at Hardin-Simmons in 2008 before getting her first coaching job as an assistant coach at Howard College in 2010.

Dickson earned a B.S. in health and physical education from Eastern New Mexico in 2008 and earned a master's in sports management and kinesiology from Hardin-Simmons in 2009.

In addition, Coach Dickson's first win at SFA was against UNM (a 5-1 win on Feb. 17, 2017).

HEAD COACH NICOLE DICKSON

YEAR-BY-YEAR

YEAR	SCHOOL	OVERALL	CONFERENCE
2025	New Mexico	18-19-1 (.487)	3-7 (.300)
2024	New Mexico	16-38 (.296)	8-14 (.364)
2023	New Mexico	19-31 (.380)	6-16 (.273)
2022	Stephen F. Austin	31-27 (.534)	18-6 (.750)
2021	Stephen F. Austin	35-12 (.745)	25-2 (.926)
2020	Stephen F. Austin	19-4 (.826)	3-0 (1.000)
2019	Stephen F. Austin	36-23 (.610)	18-9 (.667)
2018	Stephen F. Austin	31-24 (.564)	18-9 (.667)
2017	Stephen F. Austin	17-33 (.340)	9-15 (.375)
2016	Tyler JC	60-6 (.909)	27-1 (.964)
2015	Tyler JC	39-18 (.684)	18-10 (.643)
2014	Tyler JC	Hired to start softball program	
2013	Paris JC		
2012	Paris JC		

COACHING HISTORY

2017-22: Stephen F. Austin, Head Coach
2013-16: Tyler Junior College, Head Coach
2012-13: Paris Junior College, Head Coach
2010-12: Howard College, Assistant Coach
2008-09:Hardin-Simmons, Graduate Assistant

COACH DICKSON UNM RECORDS

OPPONENT	Series	H	A	N
Abilene Christian	0-2		0-2	
Alabama State	2-0			2-0
Arizona State	0-1		0-1	
Boise State	2-6	1-4	1-2	
Buffalo	3-0			3-0
Cal	0-1			0-1
Cal State Bakersfield	2-0	2-0		
Charlotte	1-0			1-0
Chattanooga	0-1			0-1
Cleveland State	0-1			0-1
Colorado State	1-3	1-1	0-2	
Creighton	1-0			1-0
Fordham	0-1			0-1
Fresno State	2-4	2-1	0-3	
Grand Canyon	0-2		0-2	
Hawaii'i	1-1		1-1	
Houston	1-2		0-2	1-0
Houston Christian	2-1		2-0	0-1
Louisiana	0-1		0-1	
LSU	0-2		0-2	
Manhattan	1-0			1-0
Marist	2-0			2-0
McNeese	0-1		0-1	
Minnesota	0-1			0-1
Mississippi State	0-2		0-2	
Montana	1-0			1-0
Nebraska	0-2			0-2
Nevada	2-4	2-1	0-3	
New Mexico State	1-5	1-1	0-4	
Nicholls	1-0		1-0	
North Dakota	1-1			1-1
North Texas	0-2		0-2	
Northwestern State	1-0			1-0
Oklahoma State	0-1			0-1
Oregon State	1-1			1-1
Pacific	0-1			0-1
Penn	1-0			1-0
Sam Houston	0-1		0-1	
San Diego	1-0			1-0
San Diego State	0-8	0-2	0-6	
San José State	5-4	4-2	1-2	
Santa Clara	0-1			0-1
St. John's	0-0-1			0-0-1
St. Joseph's	2-0			2-0
St. Thomas	1-1			1-1
Stephen F. Austin	1-1			1-1
Tarleton State	0-1		0-1	
Tennessee State	1-0			1-0
Texas A&M- CC	1-0			1-0
Texas Southern	2-0			2-0
Texas State	0-2		0-2	
Texas Tech	0-6	0-1	0-4	0-1
Toledo	1-0			1-0
UConn	0-1			0-1
UC San Diego	1-0		1-0	
UNLV	1-4	1-2	0-2	
Utah State	4-4	3-0	1-4	
UTEP	2-3	2-1	0-2	
Washington	0-1			0-1

RANKED WINS AT UNM	53-88-1	19-16	8-54	26-18-1
No. 19 Oregon State	8-0 (5)	2/11/23		
OVERALL RANKED WINS				
No. 16 Indiana	1-0	3/1/19		
No. 24 Mississippi St.	1-0	2/10/19		
No. 25 Illinois	7-2	2/23/19		
No. 19 Oregon State	8-0 (5)	2/11/23		

COACH DICKSON ALL-TIME RECORDS

OPPONENT	Series	H	A	N
Abilene Christian	9-11	2-4	7-7	
Alabama State	2-0			2-0
Arizona State	0-1		0-1	
Arkansas-Pine Bluff	1-0			1-0
Austin Peay	1-0			1-0
Baylor	1-3	0-1	1-2	
Belmont	1-0			1-0
Boise State	2-6	1-4	1-2	
Bowling Green	0-1			0-1
Buffalo	3-0			3-0
Butler	1-1			1-1
Cal	0-1			0-1
Cal State Bakersfield	2-0	2-0		
Central Arkansas	6-6	2-1	4-4	0-1
Charlotte	1-0			1-0
Chattanooga	0-1			0-1
Cleveland State	0-1			0-1
Colorado State	1-3	1-1	0-2	
Coppin State	1-0			1-0
Creighton	1-0			1-0
Drake	1-0			1-0
Evansville	0-1			0-1
Fordham	0-1			0-1
Fresno State	2-4	2-1	0-3	
Georgia State	0-1			0-1
Grambling State	1-0			1-0
Grand Canyon	1-3		0-2	1-2
Hawai'i	1-1		1-1	
Hofstra	1-0			1-0
Houston	1-4		0-4	1-0
Houston Baptist (now HCU)	12-3	7-2	5-0	0-1
Illinois	1-0			1-0
Illinois State	0-1			0-1
Incarinate Word	11-1	2-1	9-0	
Indiana	1-0			1-0
Jackson State	3-0	1-0		2-0
Jacksonville	1-1			1-1
Jacksonville St.	1-0			1-0
Kansas	0-3			0-3
Kent State	1-0			1-0
Lamar	15-6	7-5	8-1	
Louisiana	0-3		0-3	
Louisiana-Monroe	6-3	1-1	4-2	1-0
LSU	0-6		0-6	
Louisiana Tech	2-4	2-1	0-2	0-1
Manhattan	1-0			1-0
Marist	2-0			2-0
Maryland	1-0			1-0
McNeese	4-10	4-3	0-5	0-2
Memphis	3-0	2-0		1-0
Middle Tennessee	4-0	1-0		3-0
Minnesota	0-1			0-1
Mississippi State	1-5		1-5	
Mississippi Valley	2-1			2-1
Missouri	0-1		0-1	
Missouri State	1-5		0-1	1-4
Montana	1-0			1-0
Nebraska	0-2			0-2
Nevada	2-4	2-1	0-3	
New Mexico	2-0			2-0
New Mexico State	1-5	1-1	0-4	
Nicholls	5-5	4-2	1-3	
North Dakota	1-1			1-1
North Texas	0-6		0-6	
Northern Iowa	2-0			2-0
Northwestern State	9-3	6-3	1-0	2-0
Oklahoma State	0-1			0-1
Ole Miss	0-3		0-3	
Oregon	0-1			0-1
Oregon State	1-1			1-1
Pacific	0-1			0-1
Penn	1-0			1-0
Pitt	0-1			0-1
Prairie View	6-0	2-0	4-0	
Purdue	2-0			2-0
Sam Houston State	13-7	5-1	8-5	0-1
San Diego	1-0			1-0
San Diego State	0-8	0-2	0-6	
San José State	5-4	4-2	1-2	
Santa Clara	0-1			0-1
Seattle	2-0			2-0
South Alabama	2-3		2-3	
South Dakota State	0-1			0-1
Southeastern La.	1-3		1-2	0-1
Southern	3-0			3-0
Southern Illinois	0-1			0-1
Southern Miss	1-1		1-1	
St. John's	0-0-1			0-0-1
St. Joseph's	2-0			2-0
St. Thomas	1-1			1-1
Stephen F. Austin	1-1			1-1
Syracuse	0-1			0-1
Tarleton State	6-3	2-1	3-1	1-1
Tennessee State	1-0			1-0
Tennessee Tech	1-1			1-1
Texas Arlington	2-3	1-1	1-2	
Texas A&M	0-5		0-5	
Texas A&M-CC	9-1	3-0	5-1	1-0
Texas Southern	10-0	3-0	4-0	3-0
Texas State	0-2		0-2	
Texas Tech	0-7	0-1	0-4	0-2
Toledo	1-0			1-0
UConn	0-1			0-1
UC San Diego	1-0		1-0	
UMKC	0-2			0-2
UNLV	1-4	1-2	0-2	
USC Upstate	0-1			0-1
UTEP	2-3	2-1	0-2	
Utah State	4-4	3-0	1-4	
UT Martin	1-0			1-0
Valparaiso	1-0			1-0
Washington	0-1			0-1
Western Kentucky	0-2			0-2
Western Michigan	3-0			3-0
	222-211-1	76-43	75-115	71-53-1

SERIES HISTORY**COLORADO STATE
SERIES RECORD: 62-72**

4/29/78	W	10-4	5/9/04	L	8-0
4/26/79	W	13-1	5/9/04	L	6-4
4/26/79	W	4-2	2/9/05	L	6-5
4/27/84	W	2-0	4/9/05	L	5-4
4/27/84	W	5-3	4/9/05	L	4-1
4/6/85	W	3-0	4/23/05	L	5-0
4/6/85	L	1-0	4/23/05	L	5-2
3/22/86	W	4-1	4/1/06	L	12-7
3/27/86	W	2-0	4/1/06	L	9-3
4/25/86	W	1-0	5/6/06	W	3-2
4/25/86	W	4-2	5/6/06	L	6-1
4/4/87	W	2-1	5/11/07	W	10-8
4/4/87	W	4-0	5/11/07	L	9-8
4/7/88	W	9-3	5/12/07	L	6-5 (8)
4/7/88	L	3-2	5/12/07	L	11-0 (5)
4/8/89	L	1-0	4/12/08	W	15-4 (5)
4/8/89	W	5-1	4/13/08	W	4-1
3/1/90	L	6-1	4/27/08	W	8-2 (8)
4/14/90	L	1-0	4/27/08	L	11-1 (5)
4/14/90	L	9-1	4/19/09	L	2-1
4/13/91	W	7-3	4/19/09	L	4-3 (9)
4/13/91	W	1-0	5/2/09	W	6-4
4/17/92	W	1-0	4/24/10	L	2-1
4/17/92	W	3-1 (8)	4/25/10	L	9-5
5/10/92	W	1-0	5/8/10	L	4-1
4/16/94	L	1-0	4/16/11	W	13-5 (5)
4/16/94	W	15-0 (5)	4/17/11	W	19-6 (5)
4/17/94	W	9-5	4/30/11	W	13-7
4/17/94	W	8-2	5/10/12	L	8-0 (5)
5/7/94	L	5-2	5/10/12	L	6-5
5/7/94	W	7-1	5/11/12	L	10-5
5/8/94	W	18-6 (5)	5/9/13	L	3-2
5/8/94	W	9-1 (6)	5/10/13	L	11-5
4/15/95	L	4-0	5/11/13	L	10-5
4/15/95	L	10-0 (6)	4/22/14	L	6-0
4/16/95	L	6-5	4/22/14	W	6-3
5/12/95	L	5-3	4/23/14	L	13-5 (5)
5/12/95	W	3-0	4/10/15	L	2-0
3/30/96	L	4-1	4/11/15	W	4-3
3/31/96	W	5-3	4/12/15	W	7-4
5/10/96	L	3-1	4/15/16	W	14-3 (6)
5/10/96	L	11-1	4/15/16	W	7-6
4/5/97	L	5-3	3/31/17	L	12-2 (6)
4/4/97	L	4-1	4/1/17	W	7-3
4/13/97	L	5-3	4/2/17	W	8-6
4/13/97	L	11-2	4/7/18	W	5-3 (10)
3/6/98	W	6-0	4/7/18	L	8-0 (6)
3/6/98	L	9-3	4/8/18	L	12-4 (5)
4/17/98	L	5-4	3/22/19	L	9-7
4/17/98	W	7-4	3/23/19	L	9-1 (5)
5/8/99	W	5-2	3/24/19	L	16-3 (5)
5/8/99	W	2-1	3/27/21	L	3-2
5/9/99	W	3-2	3/27/21	W	7-6
4/1/00	W	7-2	3/28/21	L	8-6
4/1/00	W	7-2	4/8/22	L	5-2
4/22/00	W	5-2	4/9/22	W	4-2
4/22/00	W	4-3	4/10/22	L	8-0 (5)
5/13/00	W	3-2	4/15/23	L	10-1 (5)
4/7/01	W	2-1	4/16/23	W	12-4 (6)
4/7/01	W	11-0	4/6/24	L	12-4 (5)
4/28/01	L	3-0	4/7/24	L	16-0 (5)
4/28/01	L	4-2			
5/10/01	W	2-0			
3/30/02	L	11-1			
3/30/02	W	2-1			
4/20/02	W	7-1			
5/10/02	L	5-3			
4/5/03	L	1-0			
4/5/03	L	6-3			
4/30/03	L	4-0			
4/30/03	L	8-2			
5/8/04	L	2-1			
5/8/04	L	3-1			

STAT COMPARISON**UNM****CSU****OFFENSE**

AVG.	.276	.279
OB %	.367	.372
SLG%	.389	.418
RUNS AVG.	168 4.4	165 4.5
HITS AVG.	277 7.3	254 6.9
BB AVG.	122 3.2	118 3.2
RBI	158	143
HR	15	18
SB-ATT	10-15	21-25

PITCHING

ERA	3.54	6.67
SO AVG.	217 5.7	137 3.7
BB AVG.	120 3.2	133 3.6
OPP. AVG.	.264	.338

FIELDING

DP	6	11
FLD %	.968	.957

UNM WHEN HOME/AWAY/NEUTRAL

STAT	HOME (5)	AWAY (17)	NEUTRAL (16)
RUNS	19	45	104
Opp	27	84	43
BAVG.	.333	.231	.311
Opp	.296	.288	.227
HITS	40	110	127
Opp	42	128	90
HR	2	5	8
SO	8	90	48
Opp	28	70	119
BB	15	49	58
Opp	19	63	38
ERA	4.03	4.50	2.33
Opp	4.43	2.02	5.80

BY MONTH

BATTING

MONTH	AVG.	G	AB	R	H	2B	3B	HR	RBI	TB	SLG%	BB	SO	OB%	SF	SH	SB	SBA
Feb.	.255	19	498	88	127	20	5	6	80	175	.351	61	92	.357	4	17	5	8
March	.286	15	392	63	112	27	2	8	61	167	.426	48	43	.369	4	7	5	7
April	.330	4	115	17	38	8	0	1	17	49	.426	13	11	.407	3	8	0	0
May																		
TOT	.276	38	1005	168	277	55	7	15	158	391	.389	122	146	.367	11	32	10	15

PITCHING

Month	ERA	W-L	G	CG	SHO	SV	IP	H	R	ER	SO	BB	2B	3B	HR	AVG.	WP	HBP
Feb.	3.56	8-10	19	3	3/1	1	122.0	128	74	62	120	63	18	4	11	.264	7	7
March	3.14	9-6	15	7	4/1	1	96.0	95	58	43	72	43	16	1	10	.249	7	6
April	4.83	1-3	4	0	0/0	1	29.0	37	22	20	25	14	10	2	5	.314	0	4
May																		
TOT	3.54	18-19	38	10	7/2	3	247.0	260	154	125	217	120	44	7	26	.264	14	17

2025 MW PLAYERS OF THE WEEK

PLAYER OF THE WEEK	PITCHER OF THE WEEK	FRESHMAN OF THE WEEK
	McKenna Guest - March 10	Natalie Fritz - March 10
		Miracle McKenzie - March 17
		Jessica DeLeon - April 7

GAME-BY-GAME STARTERS

BY POSITION

DATE	OPPONENT	SP	C	1B	2B	SS	3B	LF	CF	RF	DP
2/6	Texas A&M-Corpus Christi	Guest	Carithers	McKenzie	Archuleta	Bramson	Brunner	Vas.-Dickson	Luderer	Chavez	Williams
2/6	Sam Houston	Tinari	Carithers	McKenzie	Archuleta	Bramson	Brunner	Vas.-Dickson	Luderer	Chavez	Williams
2/7	Houston Christian	Guest	Carithers	McKenzie	Archuleta	Bramson	Hanawahine	Chavez	Vas.-Dickson	Williams	DeLeon
2/7	Houston	Atcitty	DeLeon	McKenzie	Archuleta	Bramson	Carithers	Chavez	Vas.-Dickson	Williams	Tinari
2/8	Houston Christian	Atcitty	DeLeon	McKenzie	Archuleta	Bramson	Carithers	Chavez	Vas.-Dickson	Williams	Dawson
2/8	Houston	Guest	Carithers	McKenzie	Archuleta	Bramson	Hanawahine	Chavez	Vas.-Dickson	Williams	DeLeon
2/9	St. John's	Fritz	Carithers	McKenzie	Archuleta	Hanawahine	Bramson	Chavez	Vas.-Dickson	Williams	DeLeon
2/14	Fordham	Guest	DeLeon	McKenzie	Archuleta	Bramson	Carithers	Chavez	Luderer	Vas.-Dickson	Williams
2/14	St. Thomas	Atcitty	Carithers	Bramson	Pacheco	Brunner	Hanawahine	Chavez	Vas.-Dickson	Williams	DeLeon
2/15	Texas State	Tinari	Carithers	DeLeon	Pacheco	Brunner	Bramson	Chavez	Luderer	Vas.-Dickson	Williams
2/15	St. Thomas	Fritz	Carithers	Bramson	Archuleta	Brunner	Hanawahine	Chavez	Vas.-Dickson	Williams	DeLeon
2/16	Texas State	Guest	DeLeon	McKenzie	Archuleta	Brunner	Bramson	Chavez	Vas.-Dickson	Williams	Pacheco
2/21	North Dakota	Guest	DeLeon	McKenzie	Archuleta	Brunner	Carithers	Vas.-Dickson	Luderer	Williams	Chavez
2/22	Texas Southern	Fritz	Carithers	McKenzie	Archuleta	Brunner	Heathcock	Vas.-Dickson	Luderer	Williams	DeLeon
2/22	North Dakota	Atcitty	Carithers	McKenzie	Archuleta	Brunner	Hanawahine	Vas.-Dickson	Luderer	Williams	DeLeon
2/23	Texas Southern	Tinari	DeLeon	McKenzie	Archuleta	Brunner	Carithers	Vas.-Dickson	Luderer	Williams	Dawson
2/23	Tarleton State	Fritz	Carithers	McKenzie	Archuleta	Brunner	Luderer	Chavez	Vas.-Dickson	Williams	DeLeon
2/28	Northwestern State	Guest	DeLeon	McKenzie	Archuleta	Brunner	Carithers	Vas.-Dickson	Luderer	Williams	Dawson
2/28	Mississippi State	Fritz	Carithers	McKenzie	Hanawahine	Brunner	Heathcock	Vas.-Dickson	Luderer	Williams	DeLeon
3/1	Mississippi State	Guest	DeLeon	McKenzie	Carithers	Brunner	Bramson	Vas.-Dickson	Luderer	Williams	Dawson
3/1	Alabama State	Fritz	DeLeon	McKenzie	Bramson	Brunner	Carithers	Vas.-Dickson	Luderer	Williams	Archuleta
3/2	Alabama State	Guest	DeLeon	McKenzie	Bramson	Brunner	Carithers	Vas.-Dickson	Luderer	Williams	Archuleta
3/6	Saint Joseph's	Guest	DeLeon	McKenzie	Carithers	Brunner	Bramson	Vas.-Dickson	Luderer	Williams	Archuleta
3/7	San Diego	Fritz	DeLeon	McKenzie	Carithers	Brunner	Bramson	Vas.-Dickson	Luderer	Williams	Archuleta
3/7	UPenn	Guest	DeLeon	McKenzie	Carithers	Brunner	Bramson	Vas.-Dickson	Luderer	Williams	Chavez
3/8	Saint Joseph's	Atcitty	DeLeon	McKenzie	Carithers	Brunner	Bramson	Vas.-Dickson	Luderer	Williams	Archuleta
3/11	New Mexico State	Fritz	DeLeon	McKenzie	Carithers	Brunner	Bramson	Vas.-Dickson	Luderer	Williams	Archuleta
3/14	San José State	Guest	DeLeon	McKenzie	Carithers	Brunner	Bramson	Vas.-Dickson	Luderer	Williams	Archuleta
3/15	San José State	Fritz	DeLeon	McKenzie	Bramson	Brunner	Carithers	Vas.-Dickson	Luderer	Williams	Archuleta
3/16	San José State	Guest	DeLeon	McKenzie	Bramson	Brunner	Carithers	Vas.-Dickson	Luderer	Williams	Archuleta
3/21	San Diego State	Fritz	DeLeon	McKenzie	Bramson	Brunner	Carithers	Vas.-Dickson	Luderer	Williams	Archuleta
3/22	San Diego State	Guest	DeLeon	McKenzie	Bramson	Brunner	Carithers	Vas.-Dickson	Luderer	Williams	Archuleta
3/23	San Diego State	Fritz	DeLeon	McKenzie	Bramson	Brunner	Carithers	Vas.-Dickson	Luderer	Williams	Archuleta
3/25	UC San Diego	Guest	DeLeon	McKenzie	Carithers	Bramson	Luderer	Williams	Vas.-Dickson	Dawson	Archuleta
4/2	Utah State	Guest	DeLeon	McKenzie	Bramson	Brunner	Carithers	Vas.-Dickson	Luderer	Williams	Archuleta
4/2	Utah State	Guest	DeLeon	McKenzie	Bramson	Brunner	Carithers	Vas.-Dickson	Luderer	Williams	Archuleta
4/5	Boise State	Guest	DeLeon	McKenzie	Bramson	Brunner	Carithers	Vas.-Dickson	Luderer	Williams	Archuleta
4/6	Boise State	Umali	DeLeon	McKenzie	Bramson	Brunner	Carithers	Vas.-Dickson	Luderer	Williams	Archuleta
4/11	Colorado State										
4/12	Colorado State										
4/13	Colorado State										
4/15	UTEP										
4/17	at Fresno State										
4/18	at Fresno State										
4/19	at Fresno State										
4/22	UTEP										
4/25	Nevada										
4/26	Nevada										
4/27	Nevada										
5/1	UNLV										
5/2	UNLV										
5/3	UNLV										

BREAKDOWN

SP	C	1B	2B	SS	3B	LF	CF	RF	DP
Guest (18)	DeLeon (26)	McKenzie (35)	Archuleta (16)	Brunner (29)	Carithers (17)	Vas.-Dickson (26)	Luderer (28)	Williams (33)	Archuleta (17)
Fritz (11)	Carithers (12)	Bramson (2)	Bramson (11)	Bramson (8)	Bramson (10)	Chavez (11)	Vas.-Dickson (10)	Chavez (2)	DeLeon (9)
Atcitty (5)		DeLeon (1)	Carithers (8)	Hanawahine (1)	Hanawahine (5)	Williams (1)		Vas.-Dickson (2)	Dawson (4)
Tinari (3)			Pacheco (2)		Brunner (2)			Dawson (1)	Williams (4)
Umali (1)			Hanawahine (1)		Heathcock (2)				Chavez (2)
					Luderer (2)				Pacheco (1)
									Tinari (1)

GAME-BY-GAME STARTERS**BY BATTING ORDER**

DATE	OPPONENT	1	2	3	4	5	6	7	8	9
2/6	A&M-CC	Archuleta	Vas.-Dickson	McKenzie	Chavez	Williams	Carithers	Brunner	Bramson	Luderer
2/6	Sam Houston	Archuleta	Vas.-Dickson	McKenzie	Chavez	Williams	Brunner	Bramson	Carithers	Tinari
2/7	HCU	Archuleta	Vas.-Dickson	Chavez	Williams	McKenzie	DeLeon	Bramson	Carithers	Hanawahine
2/7	Houston	Chavez	Vas.-Dickson	Williams	Archuleta	McKenzie	DeLeon	Tinari	Carithers	Bramson
2/8	HCU	Williams	Vas.-Dickson	DeLeon	Chavez	Archuleta	McKenzie	Dawson	Carithers	Bramson
2/8	Houston	Vas.-Dickson	Williams	McKenzie	DeLeon	Archuleta	Chavez	Carithers	Bramson	Hanawahine
2/9	St. John's	Vas.-Dickson	Williams	Archuleta	DeLeon	Chavez	McKenzie	Carithers	Bramson	Hanawahine
2/14	Fordham	Vas.-Dickson	Williams	Archuleta	DeLeon	McKenzie	Chavez	Carithers	Bramson	Luderer
2/14	St. Thomas	Vas.-Dickson	Chavez	Williams	DeLeon	Brunner	Pacheco	Hanawahine	Bramson	Carithers
2/15	Texas State	Vas.-Dickson	Chavez	Williams	DeLeon	Brunner	Pacheco	Luderer	Carithers	Bramson
2/15	St. Thomas	Vas.-Dickson	Chavez	Williams	DeLeon	Brunner	Archuleta	Hanawahine	Bramson	Carithers
2/16	Texas State	Vas.-Dickson	Pacheco	Williams	DeLeon	Brunner	McKenzie	Archuleta	Bramson	Chavez
2/21	North Dakota	Archuleta	Williams	Vas.-Dickson	DeLeon	Brunner	Chavez	McKenzie	Carithers	Luderer
2/22	Texas So.	Archuleta	Vas.-Dickson	Williams	DeLeon	McKenzie	Brunner	Heathcock	Carithers	Luderer
2/22	North Dakota	Archuleta	Vas.-Dickson	Williams	DeLeon	McKenzie	Brunner	Hanawahine	Carithers	Luderer
2/23	Texas So.	Archuleta	Vas.-Dickson	Williams	DeLeon	McKenzie	Brunner	Dawson	Carithers	Luderer
2/23	Tarleton St.	Archuleta	Vas.-Dickson	Williams	DeLeon	McKenzie	Brunner	Chavez	Carithers	Luderer
2/28	NW St.	Archuleta	Vas.-Dickson	Williams	DeLeon	Dawson	Brunner	McKenzie	Carithers	Luderer
2/28	Miss. St.	Vas.-Dickson	Williams	DeLeon	McKenzie	Brunner	Heathcock	Carithers	Hanawahine	Luderer
3/1	Miss. St.	Vas.-Dickson	Williams	DeLeon	Dawson	Brunner	McKenzie	Carithers	Bramson	Luderer
3/1	Alabama St.	Archuleta	Vas.-Dickson	Williams	DeLeon	McKenzie	Brunner	Carithers	Bramson	Luderer
3/2	Alabama St.	Archuleta	Vas.-Dickson	Williams	McKenzie	DeLeon	Carithers	Brunner	Bramson	Luderer
3/6	St. Joseph's	Archuleta	Vas.-Dickson	Williams	DeLeon	McKenzie	Brunner	Bramson	Carithers	Luderer
3/7	San Diego	Archuleta	Vas.-Dickson	Williams	DeLeon	McKenzie	Brunner	Bramson	Carithers	Luderer
3/7	UPenn	Chavez	Vas.-Dickson	Williams	DeLeon	McKenzie	Brunner	Bramson	Carithers	Luderer
3/8	St. Joseph's	Archuleta	Vas.-Dickson	Williams	DeLeon	McKenzie	Luderer	Carithers	Brunner	Bramson
3/11	NMSU	Archuleta	Vas.-Dickson	Williams	DeLeon	McKenzie	Luderer	Bramson	Brunner	Carithers
3/14	San José St.	Archuleta	Vas.-Dickson	Williams	DeLeon	McKenzie	Luderer	Brunner	Carithers	Bramson
3/15	San José St.	Archuleta	Vas.-Dickson	Williams	DeLeon	McKenzie	Luderer	Carithers	Bramson	Brunner
3/16	San José St.	Archuleta	Vas.-Dickson	Williams	DeLeon	McKenzie	Luderer	Carithers	Bramson	Brunner
3/21	San Diego St.	Archuleta	Vas.-Dickson	Williams	DeLeon	McKenzie	Luderer	Carithers	Bramson	Brunner
3/22	San Diego St.	Archuleta	Vas.-Dickson	McKenzie	DeLeon	Williams	Carithers	Bramson	Brunner	Luderer
3/23	San Diego St.	Archuleta	Vas.-Dickson	Williams	McKenzie	DeLeon	Carithers	Luderer	Bramson	Brunner
3/25	UC San Diego	Archuleta	Vas.-Dickson	McKenzie	Williams	DeLeon	Carithers	Dawson	Bramson	Luderer
4/2	Utah State	Archuleta	Vas.-Dickson	DeLeon	Williams	McKenzie	Carithers	Bramson	Brunner	Luderer
4/2	Utah State	Archuleta	Vas.-Dickson	DeLeon	Williams	McKenzie	Brunner	Luderer	Carithers	Bramson
4/5	Boise State	Archuleta	Vas.-Dickson	DeLeon	Williams	McKenzie	Luderer	Brunner	Carithers	Bramson
4/6	Boise State	Archuleta	Vas.-Dickson	DeLeon	Williams	McKenzie	Luderer	Brunner	Carithers	Bramson
4/11	Colorado St.									
4/12	Colorado St.									
4/13	Colorado St.									
4/15	UTEP									
4/17	at Fresno St.									
4/18	at Fresno St.									
4/19	at Fresno St.									
4/22	UTEP									
4/25	Nevada									
4/26	Nevada									
4/27	Nevada									
5/1	UNLV									
5/2	UNLV									
5/3	UNLV									

BREAKDOWN**LEADOFF**

Archuleta (26)
 Vasquez-Dickson (9)
 Chavez (2)
 Williams (1)

2ND

Vasquez-Dickson (28)
 Williams (6)
 Chavez (3)
 Pacheco (1)

3RD

Williams (22)
 DeLeon (7)
 McKenzie (5)
 Archuleta (2)
 Chavez (1)
 Vasquez-Dickson (1)

CLEANUP

DeLeon (24)
 Williams (6)
 Chavez (3)
 McKenzie (3)
 Archuleta (1)
 Dawson (1)

5TH

McKenzie (21)
 Brunner (7)
 DeLeon (3)
 Williams (3)
 Archuleta (2)
 Chavez (1)
 Dawson (1)

6TH

Brunner (11)
 Luderer (8)
 Carithers (6)
 McKenzie (4)
 Chavez (3)
 DeLeon (2)
 Pacheco (2)
 Archuleta (1)
 Heathcock (1)

7TH

Carithers (10)
 Bramson (8)
 Brunner (5)
 Dawson (3)
 Hanawahine (3)
 Luderer (3)
 McKenzie (2)
 Archuleta (1)
 Chavez (1)
 Heathcock (1)
 Tinari (1)

8TH

Carithers (18)
 Bramson (15)
 Brunner (4)
 Hanawahine (1)

9TH

Luderer (18)
 Bramson (8)
 Brunner (4)
 Carithers (3)
 Hanawahine (3)
 Chavez (1)
 Tinari (1)

NEW MEXICO OVERALL STATISTICS

Record: 18-19-1 Home: 3-2 Away: 3-14 Neutral: 12-3-1 MW: 3-7

Player	avg	gp-gs	ab	r	h	2b	3b	hr	rbi	tb	slg%	bb	hp	so	gdp	ob%	sf	sh	sb-att	po	a	e	fld%
7 ARCHULETA, Ashley	.406	37-33	106	30	43	11	3	1	12	63	.594	16	6	11	0	.504	1	0	2-4	23	27	4	.926
28 DELEON, Jessica	.382	38-36	102	8	39	9	0	3	30	57	.559	17	0	19	2	.455	4	0	0-0	146	7	1	.994
10 WILLIAMS, Allie	.365	38-38	126	11	46	9	0	0	19	55	.437	13	1	6	2	.423	2	0	0-1	52	0	4	.929
0 VASQUEZ-DICKSO	.321	38-38	112	28	36	7	3	1	19	52	.464	16	3	18	0	.420	0	12	1-2	46	4	3	.943
34 MCKENZIE, Miracle	.276	36-35	98	6	27	4	0	3	25	40	.408	13	4	10	2	.379	1	0	0-0	194	8	1	.995
27 LUDERER, Hayden	.275	37-30	69	16	19	3	0	1	13	25	.362	1	6	16	1	.342	0	6	4-4	38	5	2	.956
3 DAWSON, Ella	.231	32-5	39	5	9	0	0	3	12	18	.462	5	1	10	0	.333	0	0	0-1	2	0	0	1.000
33 CARITHERS, Sydney	.207	38-37	82	12	17	5	0	2	9	28	.341	13	5	10	0	.347	1	4	2-2	98	44	4	.973
8 BRUNNER, Katherine	.190	35-31	79	8	15	3	0	1	9	21	.266	6	1	11	2	.253	1	2	0-0	34	51	6	.934
20 BRAMSON, Emma	.158	38-31	76	10	12	3	0	0	3	15	.197	8	2	6	0	.256	0	4	1-1	63	43	4	.964
38 CHAVEZ, Keyannah	.145	30-15	55	10	8	1	1	0	3	11	.200	7	0	14	0	.242	0	2	0-0	18	1	1	.950

13 PACHECO, Mya	.333	6-3	12	1	4	0	0	0	3	4	.333	1	0	3	0	.385	0	0	0-0	1	3	0	1.000
18 RANA, Grace	.200	18-0	5	7	1	0	0	0	1	1	.200	0	0	0	0	.167	1	0	0-0	18	2	0	1.000
77 TINARI, Marina	.100	10-2	10	1	1	0	0	0	0	1	.100	3	0	1	0	.308	0	0	0-0	0	2	0	1.000
24 HEATHCOCK, Georgia	.000	12-2	17	1	0	0	0	0	0	0	.000	3	0	5	0	.150	0	0	0-0	3	2	0	1.000
9 HANAWAHINE, Jewels	.000	10-7	16	0	0	0	0	0	0	0	.000	0	1	6	0	.059	0	2	0-0	2	17	0	1.000
4 CASTILLO, Ava	.000	24-0	1	14	0	0	0	0	0	0	.000	0	0	0	0	.000	0	0	0-0	0	0	0	.000
11 HAACK, Adelaide	.000	3-0	0	0	0	0	0	0	0	0	.000	0	0	0	0	.000	0	0	0-0	0	0	0	.000
Totals	.276	38	1005	168	277	55	7	15	158	391	.389	122	30	146	9	.367	11	32	10-15	741	254	33	.968
Opponents	.264	38	984	154	260	44	7	26	137	396	.402	120	17	217	3	.352	8	16	46-53	762	321	38	.966

LOB - Team (271), Opp (250). DPs turned - Team (6), Opp (19). IBB - Team (1), WILLIAMS 1.

(All games Sorted by Earned run avg)

Player	era	w-l	app	gs	cg	sho	sv	ip	h	r	er	bb	so	2b	3b	hr	b/avg	wp	hp	bk	sfa	sha
23 GUEST, McKenna	2.66	13-5	26	18	7	4/1	0	108.0	101	57	41	42	112	19	3	7	.239	3	10	0	5	5
44 FRITZ, Natalie	3.17	4-7	22	11	3	1/1	3	75.0	77	39	34	32	71	11	2	7	.260	3	1	0	1	5
5 ATCITY, Lexi	4.44	1-2	15	5	0	0/1	0	34.2	40	26	22	16	19	6	1	6	.286	3	0	0	2	3
2 BARELA, Caprice	5.04	0-1	9	0	0	0/1	0	16.2	15	14	12	12	11	2	0	3	.242	0	3	0	0	1
16 UMALI, Brooke	7.00	0-1	5	1	0	0/0	0	3.0	10	4	3	3	1	2	1	0	.526	1	2	0	0	1
77 TINARI, Marina	8.56	0-3	7	3	0	0/0	0	9.0	16	11	11	12	3	3	0	3	.390	2	1	0	0	1

25 MONTES, Nova	21.00	0-0	1	0	0	0/0	0	0.1	1	1	1	1	0	1	0	0	.500	2	0	0	0	0
3 DAWSON, Ella	42.00	0-0	1	0	0	0/0	0	0.1	0	2	2	2	0	0	0	0	.000	0	0	0	0	0
Totals	3.54	18-19	38	38	10	7/2	3	247.0	260	154	125	120	217	44	7	26	.264	14	17	0	8	16
Opponents	3.78	19-18	38	38	8	4/2	4	254.0	277	168	137	122	146	55	7	15	.276	22	30	0	11	32

PB - Team (7), CARITHERS 4, DELEON 2, RANA 1, Opp (3). SBA/ATT - DELEON (25-27), FRITZ (17-19), CARITHERS (15-18), GUEST (14-15), ATCITY (9-11), BARELA (4-6), RANA (5-5), TINARI (2-2).

MOUNTAIN WEST STATISTICS

Record: 3-7 Home: 3-2 Away: 0-5 MW: 3-7

Player	avg	gp-gs	ab	r	h	2b	3b	hr	rbi	tb	slg%	bb	hp	so	gdp	ob%	sf	sh	sb-att	po	a	e	fld%
7 ARCHULETA, Ashley	.548	10-10	31	9	17	6	0	0	2	23	.742	4	3	2	0	.615	1	0	0-1	0	0	0	.000
28 DELEON, Jessica	.424	10-10	33	1	14	4	0	0	10	18	.545	2	0	4	1	.432	2	0	0-0	47	2	0	1.000
10 WILLIAMS, Allie	.382	10-10	34	3	13	2	0	0	4	15	.441	2	1	1	0	.421	1	0	0-0	12	0	1	.923
34 MCKENZIE, Miracle	.286	10-10	28	1	8	1	0	1	8	12	.429	5	1	3	1	.400	1	0	0-0	62	1	0	1.000
33 CARITHERS, Sydney	.273	10-10	22	3	6	1	0	1	4	10	.455	5	0	3	0	.393	1	0	0-0	7	23	1	.968
20 BRAMSON, Emma	.261	10-10	23	2	6	2	0	0	0	8	.348	3	0	1	0	.346	0	1	0-0	17	13	1	.968
27 LUDERER, Hayden	.240	10-10	25	2	6	2	0	0	2	8	.320	1	1	7	1	.296	0	2	3-3	20	1	1	.955
0 VASQUEZ-DICKSO	.179	10-10	28	5	5	1	0	1	2	9	.321	4	0	4	0	.281	0	5	0-1	12	0	0	1.000
8 BRUNNER, Katherine	.150	10-10	20	2	3	1	0	1	2	7	.350	1	0	0	0	.190	0	0	0-0	12	15	3	.900

3 DAWSON, Ella	.143	9-0	7	1	1	0	0	0	0	1	.143	2	0	1	0	.333	0	0	0-0	0	0	0	.000
38 CHAVEZ, Keyannah	.125	7-0	8	0	1	0	0	0	0	1	.125	1	0	1	0	.222	0	0	0-0	2	1	0	1.000
77 TINARI, Marina	.000	2-0	2	0	0	0	0	0	0	0	.000	0	0	0	0	.000	0	0	0-0	0	0	0	.000
24 HEATHCOCK, Georgia	.000	1-0	1	0	0	0	0	0	0	0	.000	0	0	0	0	.000	0	0	0-0	1	0	0	1.000
9 HANAWAHINE, Jewels	.000	1-0	1	0	0	0	0	0	0	0	.000	0	0	0	0	.000	0	1	0-0	0	1	0	1.000
11 HAACK, Adelaide	.000	1-0	0	0	0	0	0	0	0	0	.000	0	0	0	0	.000	0	0	0-0	0	0	0	.000
4 CASTILLO, Ava	.000	6-0	0	2	0	0	0	0	0	0	.000	0	0	0	0	.000	0	0	0-0	0	0	0	.000
18 RANA, Grace	.000	8-0	0	3	0	0	0	0	0	0	.000	0	0	0	0	.000	0	0	0-0	5	2	0	1.000
Totals	.304	10	263	34	80	20	0	4	34	112	.426	30	6	27	3	.380	6	9	3-5	198	71	8	.971
Opponents	.312	10	279	56	87	18	3	9	53	138	.495	40	7	47	0	.406	4	6	13-16	204	95	3	.990

LOB - Team (76), Opp (82). DPs turned - Team (0), Opp (6).

(MW games only Sorted by Earned run avg)

Player	era	w-l	app	gs	cg	sho	sv	ip	h	r	er	bb	so	2b	3b	hr	b/avg	wp	hp	bk	sfa	sha
44 FRITZ, Natalie	2.74	0-3	6	3	1	0/0	1	23.0	26	9	9	13	15	4	1	2	.286	1	1	0	0	2
23 GUEST, McKenna	4.03	3-1	9	6	1	0/0	0	33.0	42	29	19	15	28	9	1	3	.294	2	5	0	3	2
16 UMALI, Brooke	7.88	0-1	2	1	0	0/0	0	2.2	4	4	3	2	1	1	1	0	.333	0	1	0	0	1
5 ATCITY, Lexi	10.50	0-1	3	0	0	0/0	0	4.2	9	7	7	4	2	4	0	2	.429	0	0	0	1	0
2 BARELA, Caprice	18.38	0-1	3	0	0	0/0	0	2.2	6	7	7	4	1	0	0	2	.500	0	0	0	0	1

77 TINARI, Marina	0.00	0-0	1	0	0	0/0	0	0.0	0	0	0	2	0	0	0	0		0	0	0	0	0
Totals	4.67	3-7	10	10	2	0/0	1	66.0	87	56	44	40	47	18	3	9	.312	3	7	0	4	6
Opponents	3.40	7-3	10	10	1	1/1	3	68.0	80	34	33	30	27	20	0	4	.304	4	6	0	6	9

PB - Team (1), DELEON 1. SBA/ATT - DELEON (11-13), FRITZ (7-8), GUEST (3-3), BARELA (2-3), RANA (2-2), ATCITY (1-2).

LAST WEEK STATISTICS

Record: 1-3 Home: 1-1 Away: 0-2 MW: 1-3

Player	avg	gp-gs	ab	r	h	2b	3b	hr	rbi	tb	slg%	bb	hp	so	gdp	ob%	sf	sh	sb-att	po	a	e	fld%
28 DELEON, Jessica	.692	4-4	13	1	9	2	0	0	7	11	.846	2	0	0	0	.647	2	0	0-0	24	0	0	1.000
7 ARCHULETA, Ashley	.583	4-4	12	6	7	2	0	0	1	9	.750	2	3	1	0	.706	0	0	0-0	0	0	0	.000
10 WILLIAMS, Allie	.412	4-4	17	1	7	1	0	0	3	8	.471	0	0	0	0	.412	0	0	0-0	7	0	1	.875
34 MCKENZIE, Miracle	.250	4-4	12	1	3	0	0	1	3	6	.500	3	1	2	1	.438	0	0	0-0	27	0	0	1.000
20 BRAMSON, Emma	.250	4-4	12	1	3	1	0	0	0	4	.333	0	0	1	0	.250	0	1	0-0	5	7	0	1.000
27 LUDERER, Hayden	.222	4-4	9	0	2	0	0	0	0	2	.222	1	0	2	0	.300	0	2	0-0	9	0	1	.900
8 BRUNNER, Katherine	.200	4-4	10	1	2	1	0	0	0	3	.300	0	0	0	0	.200	0	0	0-0	4	4	2	.800
33 CARITHERS, Sydney	.182	4-4	11	1	2	1	0	0	3	3	.273	1	0	3	0	.231	1	0	0-0	4	8	0	1.000
0 VASQUEZ-DICKSO	.167	4-4	12	2	2	0	0	0	0	2	.167	1	0	2	0	.231	0	4	0-0	4	0	0	1.000

38 CHAVEZ, Keyannah	.333	2-0	3	0	1	0	0	0	0	1	.333	1	0	0	0	.500	0	0	0-0	2	1	0	1.000
3 DAWSON, Ella	.000	4-0	2	1	0	0	0	0	0	0	.000	2	0	0	0	.500	0	0	0-0	0	0	0	.000
9 HANAWAHINE, Jewels	.000	1-0	1	0	0	0	0	0	0	0	.000	0	0	0	0	.000	0	1	0-0	0	1	0	1.000
77 TINARI, Marina	.000	1-0	1	0	0	0	0	0	0	0	.000	0	0	0	0	.000	0	0	0-0	0	0	0	.000
11 HAACK, Adelaide	.000	1-0	0	0	0	0	0	0	0	0	.000	0	0	0	0	.000	0	0	0-0	0	0	0	.000
18 RANA, Grace	.000	4-0	0	1	0	0	0	0	0	0	.000	0	0	0	0	.000	0	0	0-0	1	0	0	1.000
4 CASTILLO, Ava	.000	2-0	0	1	0	0	0	0	0	0	.000	0	0	0	0	.000	0	0	0-0	0	0	0	.000
Totals	.330	4	115	17	38	8	0	1	17	49	.426	13	4	11	1	.407	3	8	0-0	87	24	4	.965
Opponents	.314	4	118	22	37	10	2	5	21	66	.559	14	4	25	0	.396	3	3	4-5	90	50	1	.993

LOB - Team (36), Opp (33). DPs turned - Team (0), Opp (2).

(week stats Sorted by Earned run avg)

Player	era	w-l	app	gs	cg	sho	sv	ip	h	r	er	bb	so	2b	3b	hr	b/avg	wp	hp	bk	sfa	sha
44 FRITZ, Natalie	1.27	0-1	3	0	0	0/0	1	11.0	10	2	2	8	9	3	1	0	.238	0	1	0	0	1
23 GUEST, McKenna	6.30	1-0	4	3	0	0/0	0	13.1	19	13	12	4	14	5	0	3	.333	0	3	0	2	1
16 UMALI, Brooke	7.00	0-1	1	1	0	0/0	0	2.0	3	3	2	0	1	1	1	0	.333	0	0	0	0	1
2 BARELA, Caprice	10.50	0-0	1	0	0	0/0	0	1.1	3	2	2	1	1	0	0	1	.600	0	0	0	0	0
5 ATCITY, Lexi	10.50	0-1	1	0	0	0/0	0	1.1	2	2	2	1	0	1	0	1	.400	0	0	0	1	0
Totals	4.83	1-3	4	4	0	0/0	1	29.0	37	22	20	14	25	10	2	5	.314	0	4	0	3	3
Opponents	3.73	3-1	4	4	0	0/0	1	30.0	38	17	16	13	11	8	0	1	.330	2	4	0	3	8

SBA/ATT - DELEON (4-4), GUEST (2-2), BARELA (0-1), ATCITY (1-1), FRITZ (1-1).

BATTING**GAME-BY-GAME STATISTICS**

Date	Opponent	ab	r	h	rbi	2b	3b	hr	tb	bb	ibb	sb	cs	hbp	sac	sf	gdp	k	po	a	e	lob	avg
Feb 06	vs A&M-Corpus Chri	19	8	7	8	3	1	0	12	4	0	0	0	2	2	0	0	1	15	6	1	5	.368
Feb 06	at Sam Houston	22	0	2	0	0	0	0	2	5	0	0	0	0	1	0	0	2	18	10	2	7	.220
Feb 7	at Houston Christian	23	1	3	1	0	0	0	3	3	0	1	0	0	0	0	0	5	21	11	0	4	.188
Feb 07	at HOUSTON	30	8	8	7	0	0	1	11	4	0	0	0	1	2	0	0	4	20	9	2	8	.213
Feb 08	at Houston Christian	27	3	4	2	0	0	0	4	2	0	1	0	1	1	0	0	6	21	6	1	7	.198
Feb 08	at HOUSTON	42	4	13	3	1	0	1	17	3	1	0	0	0	0	0	1	3	28	13	1	11	.227
Feb 09	vs St. John's	27	2	4	1	1	0	0	5	2	0	1	0	1	2	0	0	7	21	7	1	9	.216
Feb 14	vs Fordham	24	2	5	2	0	1	0	7	4	0	0	0	0	0	1	1	2	18	3	2	6	.215
Feb 14	vs St. Thomas	26	8	10	8	1	1	0	13	5	0	0	0	2	1	1	0	5	21	3	0	9	.233
Feb 15	at Texas State	26	0	4	0	0	0	0	4	1	0	0	0	0	0	0	0	8	18	8	0	6	.226
Feb 15	vs St. Thomas	30	4	9	4	0	0	0	9	2	0	0	0	1	1	0	0	9	18	6	0	9	.233
Feb 16	at Texas State	29	2	7	2	0	0	0	7	2	0	0	0	1	0	0	0	8	18	5	2	9	.234
Feb 21	vs Hawks	24	2	5	2	1	0	0	6	5	0	2	1	2	1	0	1	5	21	4	1	9	.232
Feb 22	vs Texas Southern	27	10	11	9	4	1	1	20	5	0	0	1	2	2	0	0	2	21	4	0	8	.245
Feb 22	vs Hawks	28	9	11	9	2	1	2	21	2	0	0	1	1	1	1	1	3	21	13	2	3	.255
Feb 23	vs Texas Southern	25	13	8	11	3	0	1	14	7	0	0	0	1	1	0	0	2	15	4	0	6	.259
Feb 23	at Tarleton State	22	0	0	0	0	0	0	0	2	0	0	0	1	0	0	1	9	18	4	1	4	.246
Feb 28	vs Northwestern Sta	23	11	13	10	4	0	0	17	2	0	0	0	1	2	1	0	3	15	1	1	5	.262
Feb 28	at Mississippi State	24	1	3	1	0	0	0	3	1	0	0	0	3	0	0	0	8	18	4	0	6	.255
Mar 01	at Mississippi State	30	4	10	4	1	1	1	16	4	0	0	0	0	0	0	1	7	18	8	0	9	.259
Mar 01	vs Alabama State	24	6	9	6	1	1	1	15	4	0	0	0	1	3	0	0	1	21	5	2	8	.264
Mar 02	vs Alabama State	29	6	7	6	1	0	0	8	6	0	0	0	1	0	1	0	0	21	7	0	10	.263
Mar 06	vs Saint Joseph's	33	7	10	6	3	0	0	13	2	0	0	0	0	0	0	0	4	21	8	4	7	.265
Mar 07	vs San Diego	21	2	4	1	0	0	0	4	2	0	0	0	0	1	0	0	2	21	7	0	4	.263
Mar 07	vs Penn	27	4	6	4	0	0	2	12	2	0	2	0	0	1	0	0	1	21	10	1	5	.261
Mar 08	vs Saint Joseph's	22	10	8	10	4	0	1	15	4	0	0	0	0	1	0	0	1	15	6	1	3	.265
Mar 11	at NM State	29	2	8	2	3	0	0	11	3	0	0	0	0	0	0	0	5	18	6	0	9	.265
*Mar 14	SAN JOSE STATE	19	3	3	3	1	0	0	4	4	0	1	0	1	0	0	0	2	15	7	0	6	.262
*Mar 15	SAN JOSE STATE	27	5	12	5	4	0	0	16	3	0	1	1	0	0	1	1	0	21	10	0	8	.269
*Mar 16	SAN JOSE STATE	25	6	9	6	4	0	2	19	3	0	0	0	1	1	1	0	4	21	7	3	7	.272
*Mar 21	at San Diego State	27	0	7	0	0	0	0	7	3	0	0	0	0	0	0	1	4	18	7	0	9	.271
*Mar 22	at San Diego State	26	2	7	2	2	0	0	9	3	0	1	0	0	0	1	0	1	18	8	0	7	.271
*Mar 23	at San Diego State	24	1	4	1	1	0	1	8	1	0	0	1	0	0	0	0	5	18	8	1	3	.268
Mar 25	at UC San Diego	29	5	8	5	2	0	0	10	4	0	0	0	2	0	0	0	6	21	5	0	9	.269
*Apr 02	at Utah State	43	6	12	6	5	0	1	20	3	0	0	0	2	2	1	1	6	33	8	1	9	.269
*Apr 02	at Utah State	23	6	10	6	2	0	0	12	5	0	0	0	0	2	1	0	3	12	6	1	10	.273
*Apr 06	BOISE STATE	20	2	5	2	0	0	0	5	3	0	0	0	1	2	1	0	1	21	5	0	7	.273
*Apr 06	BOISE STATE	29	3	11	3	1	0	0	12	2	0	0	0	1	2	0	0	1	21	5	2	10	.276
Totals		1005	168	277	158	55	7	15	391	122	1	10	5	30	32	11	9	146	741	254	33	271	.276

PITCHING**GAME-BY-GAME STATISTICS**

Date	Opponent	ip	h	r	er	bb	so	2b	3b	hr	wp	bk	hbp	dp	ibb	score	w-l	sv	era
Feb 06	vs A&M-Corpus Chri	5.0	1	0	0	2	3	0	0	0	0	0	0	0	0	8-0	1-0	0	0.00
Feb 06	at Sam Houston	6.0	12	5	4	3	3	1	0	0	0	0	0	0	0	0-5	1-1	0	2.55
Feb 7	at Houston Christian	7.0	4	0	0	2	4	0	0	0	0	0	0	1	0	1-0	2-1	0	1.56
Feb 07	at HOUSTON	6.2	5	9	7	13	7	1	0	0	3	0	1	0	0	8-9	2-2	0	3.12
Feb 08	at Houston Christian	7.0	4	2	2	1	4	1	0	0	0	0	0	0	0	3-2	3-2	0	2.87
Feb 08	at HOUSTON	9.1	10	6	5	2	4	0	1	1	0	0	0	1	0	4-6	3-3	0	3.07
Feb 09	vs St. John's	7.0	10	2	2	3	2	3	0	1	1	0	1	0	0	2-2	3-3	0	2.92
Feb 14	vs Fordham	6.0	6	4	3	3	10	1	0	0	0	0	3	0	0	2-4	3-4	0	2.98
Feb 14	vs St. Thomas	7.0	8	3	2	3	13	1	0	1	0	0	1	0	0	8-3	4-4	0	2.87
Feb 15	at Texas State	6.0	5	3	3	2	4	0	1	1	0	0	0	1	0	0-3	4-5	0	2.93
Feb 15	vs St. Thomas	6.0	10	5	5	1	8	3	1	0	0	0	0	0	0	4-5	4-6	0	3.16
Feb 16	at Texas State	6.0	9	6	3	2	5	1	0	0	0	0	0	0	0	2-6	4-7	0	3.19
Feb 21	vs Hawks	7.0	4	0	0	5	11	2	0	0	0	0	1	0	0	2-0	5-7	1	2.93
Feb 22	vs Texas Southern	7.0	7	5	5	3	11	1	0	1	2	0	0	0	0	10-5	6-7	1	3.09
Feb 22	vs Hawks	7.0	9	10	9	5	6	2	0	2	0	0	0	1	0	9-10	6-8	1	3.50
Feb 23	vs Texas Southern	5.0	5	3	3	2	6	0	0	0	1	0	0	0	0	13-3	7-8	1	3.53
Feb 23	at Tarleton State	6.0	5	2	1	6	7	1	0	1	0	0	0	0	0	0-2	7-9	1	3.41
Feb 28	vs Northwestern Sta	5.0	4	3	2	0	10	0	1	0	0	0	0	0	0	11-3	8-9	1	3.38
Feb 28	at Mississippi State	6.0	10	6	6	5	2	0	0	3	0	0	0	0	0	1-6	8-10	1	3.56
Mar 01	at Mississippi State	6.0	10	10	10	3	2	1	0	5	1	0	2	0	0	4-10	8-11	1	3.94
Mar 01	vs Alabama State	7.0	4	3	1	2	9	1	0	0	0	0	0	0	0	6-3	9-11	1	3.79
Mar 02	vs Alabama State	7.0	2	0	0	1	9	0	0	0	0	0	0	0	0	6-0	10-11	1	3.60
Mar 06	vs Saint Joseph's	7.0	7	4	1	2	9	0	0	0	0	0	0	0	0	7-4	11-11	2	3.48
Mar 07	vs San Diego	7.0	3	0	0	1	4	0	0	0	0	0	0	0	0	2-0	12-11	2	3.32
Mar 07	vs Penn	7.0	5	1	1	3	6	2	0	0	1	0	1	1	0	4-1	13-11	2	3.22
Mar 08	vs Saint Joseph's	5.0	5	0	0	2	2	1	0	0	2	0	0	1	0	10-0	14-11	2	3.12
Mar 11	at NM State	6.0	5	6	6	3	5	3	0	1	0	0	0	0	0	2-6	14-12	2	3.26
*Mar 14	SAN JOSE STATE	5.0	11	12	.7	10	3	3	0	1	1	0	2	0	0	3-12	14-13	2	3.44
*Mar 15	SAN JOSE STATE	7.0	11	4	4	0	4	3	0	1	0	0	0	0	0	5-4	15-13	2	3.46
*Mar 16	SAN JOSE STATE	7.0	6	4	2	4	5	2	0	0	0	0	0	0	0	6-4	16-13	2	3.41
*Mar 21	at San Diego State	6.0	6	1	1	5	2	0	0	0	1	0	0	0	0	0-1	16-14	2	3.34
*Mar 22	at San Diego State	6.0	8	6	6	4	5	0	1	1	1	0	0	0	0	2-6	16-15	2	3.45
*Mar 23	at San Diego State	6.0	8	7	4	3	3	0	0	1	0	0	1	0	0	1-7	16-16	2	3.48
Mar 25	at UC San Diego	7.0	4	0	0	0	4	0	0	0	0	0	0	0	0	5-0	17-16	2	3.37
*Apr 02	at Utah State	11.0	14	7	7	6	8	5	1	1	0	0	1	0	0	6-7	17-17	2	3.42
*Apr 02	at Utah State	4.0	9	8	7	3	1	3	0	2	0	0	1	0	0	6-8	17-18	2	3.58
*Apr 06	BOISE STATE	7.0	7	1	1	2	10	1	0	1	0	0	1	0	0	2-1	18-18	3	3.50
*Apr 06	BOISE STATE	7.0	7	6	5	3	6	1	1	1	0	0	1	0	0	3-6	18-19	3	3.54
Totals		247.0	260	154	125	120	217	44	7	26	14	0	17	6	0	168-154	18-19	3	3.54

RECORD AND INNING BREAKDOWN

Score by innings	1	2	3	4	5	6	7	8	9	EX	Total
New Mexico	21	29	28	23	37	17	12	0	0	1	168
Opponents	22	15	37	23	29	8	16	0	0	4	154

Record when ...

Overall	18-19-1	After 4 leading	14-2
Conference	3-7 trailing	2-14
Non-Conference	15-12-1 tied	2-3-1
Home games	3-2	After 5 leading	13-2
Away games	3-14 trailing	0-14
Neutral site	12-3-1 tied	1-1-1
Day games	16-13-1	After 6 leading	14-2
Night games	2-6 trailing	0-14
vs Left starter	2-2 tied	0-1-1
vs Right starter	16-17-1		
1-Run games	4-5	Hit 0 home runs	12-13-1
2-Run games	3-4	... 1 home run	4-5
5+Run games	8-5	... 2+ home runs	2-1
Extra innings	0-2-1		
Shutouts	7-4	Opponent 0 home runs	14-6
	 1 home run	4-9-1
Scoring 0-2 runs	4-10-1 2+ HRs	0-4
..... 3-5 runs	4-5		
..... 6-9 runs	6-4	Made 0 errors	9-8
..... 10+ runs	4-0 1 error	6-5-1
	 2+ errors	3-6
Opponent 0-2 runs	10-2-1		
..... 3-5 runs	8-4	Opp. made 0 errors	7-9
..... 6-9 runs	0-10 1 error	6-8
..... 10+ runs	0-3 2+ errors	5-2-1
Scored in 1st inning	9-5	Out-hit opponent	15-7
Opp. scored in 1st	5-7	Out-hit by opponent	2-11-1
Scores first	13-6-1	Hits are tied	1-1
Opp. scores first	5-13		

Record when team scores:

Runs	0	1	2	3	4	5	6	7	8	9	10+
W-L	0-4	1-2	3-4	1-2	1-3	2-0	3-2	1-0	2-1	0-1	4-0

Record when opponent scores:

Runs	0	1	2	3	4	5	6	7	8	9	10+
W-L	7-0	2-1	1-1	4-1	3-1	1-2	0-6	0-2	0-1	0-1	0-3

Record when leading after:

Inn.	1	2	3	4	5	6
W-L	7-2	12-2	13-1	14-2	13-2	14-2

Record when trailing after:

Inn.	1	2	3	4	5	6
W-L	3-7	2-12	2-15	2-14	0-14	0-14

Record when tied after:

Inn.	1	2	3	4	5	6
W-L	8-10	4-5	3-3	2-3	1-1	0-1

TEAM SITUATION

GAME-BY-GAME STATISTICS

Date	Opponent	Total h/ab	vs Left	vs Right	With Runners	Bases Empty	Bases Loaded	With 2-outs	With RBI-op	Reach as Leadoff	3rd and LT 2out	LOB
Feb 06	vs A&M-Corpus Christi	7-19	3-6	4-13	5-12	2-7	1-1	4-8	5-9	2-5	1-3	3
Feb 06	at Sam Houston	2-22	0-0	2-22	1-7	1-15	0-2	1-8	1-5	1-7	0-1	7
Feb 7	at Houston Christian	3-23	0-0	3-23	2-8	1-15	0-0	2-8	2-3	1-7	0-0	3
Feb 07	at HOUSTON	8-30	0-0	8-30	7-24	1-6	1-3	3-9	5-14	5-7	2-4	7
Feb 08	at Houston Christian	4-27	0-0	4-27	2-12	2-15	1-2	1-10	2-8	2-7	0-2	7
Feb 08	at HOUSTON	13-42	0-0	13-42	6-17	7-25	0-1	6-15	3-10	1-10	0-1	11
Feb 09	vs St. John's	4-27	2-7	2-20	1-12	3-15	0-0	2-9	1-9	1-7	1-2	7
Feb 14	vs Fordham	5-24	0-0	5-24	3-13	2-11	0-2	0-6	1-6	4-7	2-3	6
Feb 14	vs St. Thomas	10-26	0-0	10-26	7-17	3-9	1-3	5-12	6-15	3-6	2-4	9
Feb 15	at Texas State	4-26	4-26	0-0	2-12	2-14	0-1	1-8	1-5	3-7	0-0	6
Feb 15	vs St. Thomas	9-30	0-0	9-30	6-14	3-16	2-5	3-10	3-8	1-7	4-6	9
Feb 16	at Texas State	7-29	0-0	7-29	4-17	3-12	1-2	2-9	2-7	3-7	0-0	9
Feb 21	vs Hawks	5-24	0-0	5-24	3-14	2-10	0-2	2-7	2-10	2-7	2-3	9
Feb 22	vs Texas Southern	11-27	0-0	11-27	8-18	3-9	0-2	4-11	7-12	3-6	1-2	8
Feb 22	vs Hawks	11-28	0-0	11-28	6-15	5-13	1-1	3-8	6-10	3-7	2-3	3
Feb 23	vs Texas Southern	8-25	0-0	8-25	8-18	0-7	4-5	3-10	7-12	2-5	4-5	6
Feb 23	at Tarleton State	0-22	0-0	0-22	0-10	0-12	0-0	0-7	0-0	2-7	0-0	4
Feb 28	vs Northwestern State	13-23	0-0	13-23	10-17	3-6	1-1	1-5	8-13	4-5	6-8	3
Feb 28	at Mississippi State	3-24	0-0	3-24	1-8	2-16	0-1	0-7	0-5	1-7	0-2	6
Mar 01	at Mississippi State	10-30	3-14	7-16	6-18	4-12	0-2	2-8	3-10	4-7	1-2	9
Mar 01	vs Alabama State	9-24	0-0	9-24	6-15	3-9	0-0	3-9	4-12	4-7	1-1	8
Mar 02	vs Alabama State	7-29	0-0	7-29	2-14	5-15	0-5	2-11	1-10	2-7	3-5	10
Mar 06	vs Saint Joseph's	10-33	0-0	10-33	6-19	4-14	1-1	5-14	5-11	2-7	2-3	7
Mar 07	vs San Diego	4-21	0-0	4-21	1-7	3-14	0-0	1-7	1-5	2-6	1-2	4
Mar 07	vs Penn	6-27	0-0	6-27	2-11	4-16	0-0	0-8	1-5	3-7	0-0	5
Mar 08	vs Saint Joseph's	8-22	0-0	8-22	6-18	2-4	1-1	3-6	5-12	5-5	2-5	3
Mar 11	at NM State	8-29	6-23	2-6	4-19	4-10	0-1	2-8	2-16	4-7	0-3	9
*Mar 14	SAN JOSE STATE	3-19	0-0	3-19	2-10	1-9	0-0	2-7	2-6	1-5	0-0	6
*Mar 15	SAN JOSE STATE	12-27	0-0	12-27	5-16	7-11	0-0	0-4	3-11	3-7	3-3	6
*Mar 16	SAN JOSE STATE	9-25	0-0	9-25	4-12	5-13	1-1	1-7	2-7	3-6	1-2	7
*Mar 21	at San Diego State	7-27	2-8	5-19	3-13	4-14	0-2	2-8	1-6	3-7	0-0	9
*Mar 22	at San Diego State	7-26	3-15	4-11	3-12	4-14	0-1	2-7	1-7	3-7	1-1	7
*Mar 23	at San Diego State	4-24	0-0	4-24	1-7	3-17	0-0	1-8	0-3	3-7	0-2	3
Mar 25	at UC San Diego	8-29	0-0	8-29	6-17	2-12	0-3	2-9	4-11	1-7	1-2	9
*Apr 02	at Utah State	12-43	0-0	12-43	5-17	7-26	0-2	4-15	3-10	5-12	2-5	9
*Apr 02	at Utah State	10-23	0-0	10-23	7-17	3-6	1-5	3-8	5-12	4-5	3-5	10
*Apr 06	BOISE STATE	5-20	5-17	0-3	2-9	3-11	0-1	1-7	1-6	2-6	1-1	7
*Apr 06	BOISE STATE	11-29	0-0	11-29	7-18	4-11	0-0	3-9	3-9	2-7	1-2	9
Totals		277-100	28-116	249-889	160-534	117-471	17-59	82-327	109-330	100-257	50-93	260
		.276	.241	.280	.300	.248	.288	.251	.330	.389	.538	

SITUATIONAL BREAKDOWN

Player	vs left			vs right			w/runners			w/bases empty			w/bases loaded			as leadoff			fly	gnd	fly/
	h	ab	avg	h	ab	avg	h	ab	avg	h	ab	avg	h	ab	avg	rch	op	pct	out	out	gnd
7 ARCHULETA, As	5	11	.455	38	95	.400	18	46	.391	25	60	.417	0	1	.000	22	43	.512	20	30	0.7
20 BRAMSON, Emm	4	11	.364	8	65	.123	4	39	.103	8	37	.216	0	7	.000	7	18	.389	25	33	0.8
8 BRUNNER, Kathe	2	13	.154	13	66	.197	9	42	.214	6	37	.162	2	8	.250	4	19	.211	31	24	1.3
33 CARITHERS, Sy	1	9	.111	16	73	.219	6	39	.154	11	43	.256	1	5	.200	9	23	.391	27	29	0.9
4 CASTILLO, Ava	0	0	---	0	1	.000	0	1	.000	0	0	---	0	0	---	0	0	---	0	0	0.0
38 CHAVEZ, Keyan	1	5	.200	7	50	.140	6	31	.194	2	24	.083	1	2	.500	3	13	.231	16	15	1.1
3 DAWSON, Ella	3	5	.600	6	34	.176	8	31	.258	1	8	.125	2	2	1.000	1	2	.500	11	9	1.2
28 DELEON, Jessic	2	12	.167	37	90	.411	25	55	.455	14	47	.298	3	5	.600	10	28	.357	29	17	1.7
9 HANAWAHINE, J	0	1	.000	0	15	.000	0	4	.000	0	12	.000	0	0	---	0	6	.000	6	6	1.0
24 HEATHCOCK, G	0	1	.000	0	16	.000	0	12	.000	0	5	.000	0	1	.000	1	5	.200	5	7	0.7
27 LUDERER, Hayd	2	11	.182	17	58	.293	10	34	.294	9	35	.257	2	6	.333	7	18	.389	9	28	0.3
34 MCKENZIE, Mira	1	12	.083	26	86	.302	18	50	.360	9	48	.188	2	6	.333	9	26	.346	27	30	0.9
13 PACHECO, Mya	0	1	.000	4	11	.364	3	10	.300	1	2	.500	1	2	.500	2	2	1.000	1	4	0.2
18 RANA, Grace	0	0	---	1	5	.200	0	2	.000	1	3	.333	0	0	---	1	3	.333	2	3	0.7
77 TINARI, Marina	0	0	---	1	10	.100	1	5	.200	0	5	.000	0	1	.000	1	4	.250	2	6	0.3
0 VASQUEZ-DICKS	2	11	.182	34	10	.337	22	58	.379	14	54	.259	2	6	.333	15	27	.556	27	38	0.7
10 WILLIAMS, Allie	5	13	.385	41	11	.363	30	75	.400	16	51	.314	1	7	.143	8	20	.400	26	47	0.6
Totals	28	116	.241	249	889	.280	160	534	.300	117	471	.248	17	59	.288	100	257	.389	264	326	0.8
Opponents	66	20	.330	194	78	.247	123	49	.249	137	49	.280	7	46	.152	100	25	.397	261	243	1.1

Player	pinch hitting			w/runners in scoring pos			w/runner on 3r and LT 2 out			with 2 outs			success adv runners			2- rnrns			rch	rch	kl
	h	ab	avg	h	ab	avg	rbi	op	pct	h	ab	avg	adv	op	pct	rbi	w/o	lob	err	fc	kl
7 ARCHULETA, As	2	5	.400	9	25	.360	6	7	.857	8	30	.267	30	53	.566	4	3	19	3	7	3
20 BRAMSON, Emm	0	0	---	2	24	.083	1	5	.200	4	32	.125	17	47	.362	2	6	35	4	6	3
8 BRUNNER, Kathe	1	1	1.000	7	28	.250	4	10	.400	6	22	.273	21	48	.438	4	8	22	1	5	2
33 CARITHERS, Sy	0	1	.000	4	20	.200	2	4	.500	4	26	.154	21	50	.420	4	6	24	3	5	1
4 CASTILLO, Ava	0	1	.000	0	0	---	0	0	---	0	1	.000	1	1	1.000	0	0	0	1	0	0
38 CHAVEZ, Keyan	2	13	.154	4	16	.250	1	4	.250	3	21	.143	12	36	.333	1	2	17	4	3	3
3 DAWSON, Ella	6	24	.250	6	19	.316	1	5	.200	5	18	.278	15	35	.429	11	3	16	0	2	2
28 DELEON, Jessic	0	0	---	19	40	.475	7	13	.538	15	34	.441	36	63	.571	14	5	17	2	2	4
9 HANAWAHINE, J	0	0	---	0	4	.000	0	0	---	0	8	.000	2	6	.333	0	2	6	0	0	1
24 HEATHCOCK, G	0	8	.000	0	7	.000	0	2	.000	0	8	.000	1	12	.083	0	1	10	0	3	1
27 LUDERER, Hayd	0	0	---	6	21	.286	3	7	.429	3	19	.158	26	45	.578	7	9	15	3	6	6
34 MCKENZIE, Mira	0	3	.000	14	38	.368	7	12	.583	11	27	.407	35	59	.593	10	5	17	4	4	1
13 PACHECO, Mya	1	2	.500	3	7	.429	1	1	1.000	2	7	.286	4	10	.400	2	2	8	0	3	2
18 RANA, Grace	0	2	.000	0	1	.000	1	1	1.000	0	2	.000	1	3	.333	0	2	3	0	0	0
77 TINARI, Marina	0	6	.000	1	3	.333	0	0	---	0	3	.000	2	6	.333	0	0	4	0	0	0
0 VASQUEZ-DICKS	0	0	---	14	31	.452	9	12	.750	4	21	.190	47	76	.618	1	16	19	4	6	8
10 WILLIAMS, Allie	0	0	---	20	46	.435	7	10	.700	17	48	.354	48	82	.585	11	11	28	2	10	0
Totals	12	66	.182	109	330	.330	50	93	.538	82	327	.251	319	632	.505	71	81	271	31	62	37
Opponents	5	30	.167	78	33	.236	42	87	.483	64	30	.211	246	56	.439	41	82	250	20	45	79

Player	vs left			vs right			w/runners			w/bases empty			vs leadoff			with 2 outs			fly	gnd	fly/
	h	ab	avg	h	ab	avg	h	ab	avg	h	ab	avg	rch	op	pct	h	ab	avg	out	out	gn
5 ATCITY, Lexi	16	53	.302	24	87	.276	17	70	.243	23	70	.329	12	34	.353	5	37	.135	47	33	1.1
2 BARELA, Caprice	3	12	.250	12	50	.240	9	34	.265	6	28	.214	8	16	.500	6	23	.261	14	21	0.0
3 DAWSON, Ella	0	0	---	0	1	.000	0	0	---	0	1	.000	0	1	.000	0	0	---	0	1	0.0
44 FRITZ, Natalie	24	88	.273	53	20	.255	35	14	.235	42	14	.286	33	73	.452	19	92	.207	92	58	1.0
23 GUEST, McKenn	45	13	.328	56	28	.196	47	20	.229	54	21	.248	39	11	.348	29	13	.212	91	115	0.2
25 MONTES, Nova	0	0	---	1	2	.500	1	2	.500	0	0	---	0	0	---	1	1	1.000	0	1	0.0
77 TINARI, Marina	3	17	.176	13	24	.542	7	21	.333	9	20	.450	5	11	.455	3	10	.300	13	10	1.0
16 UMALI, Brooke	2	3	.667	8	16	.500	7	13	.538	3	6	.500	3	5	.600	1	4	.250	4	4	1.0
Totals	93	310	.300	167	674	.248	123	494	.249	137	490	.280	100	252	.397	64	304	.211	261	243	1.1
Opponents	127	38	.329	150	61	.242	160	53	.300	117	47	.248	100	25	.389	82	32	.251	264	326	0.9

Player	ap	qs	ip/app	*h/g	*r/g	*er/g	*bb/g	*so/g	k/bb	*2b/g	*3b/g	*hr/g	*fo/g	*go/g	*bf/g	sba	att	pct
5 ATCITY, Lexi	15	5	2.31	8.08	5.25	4.44	3.23	3.84	1.2	1.21	0.20	1.21	9.49	6.66	32.51	9	11	.818
2 BARELA, Caprice	9	0	1.85	6.30	5.88	5.04	5.04	4.62	0.9	0.84	0.00	1.26	5.88	8.82	32.76	4	6	.667
3 DAWSON, Ella	1	0	0.33	0.00	42.00	42.00	42.00	0.00	0.0	0.00	0.00	0.00	0.00	21.00	63.00	0	0	---
44 FRITZ, Natalie	22	11	3.41	7.19	3.64	3.17	2.99	6.63	2.2	1.03	0.19	0.65	8.59	5.41	31.27	17	19	.895
23 GUEST, McKenn	26	18	4.15	6.55	3.69	2.66	2.72	7.26	2.7	1.23	0.19	0.45	5.90	7.45	31.44	14	15	.933
25 MONTES, Nova	1	0	0.33	21.00	21.00	21.00	21.00	0.00	0.0	21.00	0.00	0.00	0.00	21.00	63.00	0	0	---
77 TINARI, Marina	7	3	1.29	12.44	8.56	8.56	9.33	2.33	0.3	2.33	0.00	2.33	10.11	7.78	42.78	2	2	1.000
16 UMALI, Brooke	5	1	0.60	23.33	9.33	7.00	7.00	2.33	0.3	4.67	2.33	0.00	9.33	9.33	58.33	0	0	---
Totals	38	38	6.50	7.37	4.36	3.54	3.40	6.15	1.8	1.25	0.20	0.74	7.40	6.89	32.45	46	53	.868
Opponents	38	38	6.68	7.63	4.63	3.78	3.36	4.02	1.2	1.52	0.19	0.41	7.28	8.98	33.07	10	15	.667

LEADERS

Batting avg		Slugging pct		On base pct	
1. 7 ARCHULETA, Ashley	.406	1. 7 ARCHULETA, Ashley	.594	1. 7 ARCHULETA, Ashley	.504
2. 28 DELEON, Jessica	.382	2. 28 DELEON, Jessica	.559	2. 28 DELEON, Jessica	.455
3. 10 WILLIAMS, Allie	.365	3. 0 VASQUEZ-DICKSON, DeN	.464	3. 10 WILLIAMS, Allie	.423
4. 0 VASQUEZ-DICKSON, DeN	.321	4. 3 DAWSON, Ella	.462	4. 0 VASQUEZ-DICKSON, DeN	.420
5. 34 MCKENZIE, Miracle	.276	5. 10 WILLIAMS, Allie	.437	5. 34 MCKENZIE, Miracle	.379
Runs scored		Hits		Runs batted in	
1. 7 ARCHULETA, Ashley	30	1. 10 WILLIAMS, Allie	46	1. 28 DELEON, Jessica	30
2. 0 VASQUEZ-DICKSON, DeN	28	2. 7 ARCHULETA, Ashley	43	2. 34 MCKENZIE, Miracle	25
3. 27 LUDERER, Hayden	16	3. 28 DELEON, Jessica	39	3. 0 VASQUEZ-DICKSON, DeN	19
4. 4 CASTILLO, Ava	14	4. 0 VASQUEZ-DICKSON, DeN	36	10 WILLIAMS, Allie	19
5. 33 CARITHERS, Sydney	12	5. 34 MCKENZIE, Miracle	27	5. 27 LUDERER, Hayden	13
Doubles		Triples		Home runs	
1. 7 ARCHULETA, Ashley	11	1. 0 VASQUEZ-DICKSON, DeN	3	1. 34 MCKENZIE, Miracle	3
2. 28 DELEON, Jessica	9	7 ARCHULETA, Ashley	3	28 DELEON, Jessica	3
10 WILLIAMS, Allie	9	3. 38 CHAVEZ, Keyannah	1	3 DAWSON, Ella	3
4. 0 VASQUEZ-DICKSON, DeN	7			4. 33 CARITHERS, Sydney	2
5. 33 CARITHERS, Sydney	5			5. 4 tied at.....	1
Total bases		Walks		Hit by pitch	
1. 7 ARCHULETA, Ashley	63	1. 28 DELEON, Jessica	17	1. 7 ARCHULETA, Ashley	6
2. 28 DELEON, Jessica	57	2. 7 ARCHULETA, Ashley	16	27 LUDERER, Hayden	6
3. 10 WILLIAMS, Allie	55	0 VASQUEZ-DICKSON, DeN	16	3. 33 CARITHERS, Sydney	5
4. 0 VASQUEZ-DICKSON, DeN	52	4. 3 tied at.....	13	4. 34 MCKENZIE, Miracle	4
5. 34 MCKENZIE, Miracle	40			5. 0 VASQUEZ-DICKSON, DeN	3
Sac bunts		Sac flies		Stolen bases	
1. 0 VASQUEZ-DICKSON, DeN	12	1. 28 DELEON, Jessica	4	1. 27 LUDERER, Hayden	4
2. 27 LUDERER, Hayden	6	2. 10 WILLIAMS, Allie	2	2. 33 CARITHERS, Sydney	2
3. 33 CARITHERS, Sydney	4	3. 5 tied at.....	1	7 ARCHULETA, Ashley	2
20 BRAMSON, Emma	4			4. 20 BRAMSON, Emma	1
5. 3 tied at.....	2			0 VASQUEZ-DICKSON, DeN	1
Caught stealing		Steal attempts		Stolen base pct	
1. 7 ARCHULETA, Ashley	2	1. 7 ARCHULETA, Ashley	4	1. 33 CARITHERS, Sydney	1.000
2. 3 DAWSON, Ella	1	27 LUDERER, Hayden	4	20 BRAMSON, Emma	1.000
10 WILLIAMS, Allie	1	3. 33 CARITHERS, Sydney	2	27 LUDERER, Hayden	1.000
0 VASQUEZ-DICKSON, DeN	1	0 VASQUEZ-DICKSON, DeN	2	4. 0 VASQUEZ-DICKSON, DeN	.500
		5. 3 tied at.....	1	7 ARCHULETA, Ashley	.500
Strikeouts		Grounded into DP		Total plate appearances	
1. 28 DELEON, Jessica	19	1. 8 BRUNNER, Katherine	2	1. 0 VASQUEZ-DICKSON, DeN	143
2. 0 VASQUEZ-DICKSON, DeN	18	28 DELEON, Jessica	2	2. 10 WILLIAMS, Allie	142
3. 27 LUDERER, Hayden	16	10 WILLIAMS, Allie	2	3. 7 ARCHULETA, Ashley	129
4. 38 CHAVEZ, Keyannah	14	34 MCKENZIE, Miracle	2	4. 28 DELEON, Jessica	123
5. 2 tied at.....	11	5. 27 LUDERER, Hayden	1	5. 34 MCKENZIE, Miracle	116
At bats		Games played		Game starts	
1. 10 WILLIAMS, Allie	126	1. 10 WILLIAMS, Allie	38	1. 10 WILLIAMS, Allie	38
2. 0 VASQUEZ-DICKSON, DeN	112	0 VASQUEZ-DICKSON, DeN	38	0 VASQUEZ-DICKSON, DeN	38
3. 7 ARCHULETA, Ashley	106	20 BRAMSON, Emma	38	3. 33 CARITHERS, Sydney	37
4. 28 DELEON, Jessica	102	28 DELEON, Jessica	38	4. 28 DELEON, Jessica	36
5. 34 MCKENZIE, Miracle	98	33 CARITHERS, Sydney	38	5. 34 MCKENZIE, Miracle	35
Games as sub		Chances		Putouts	
1. 3 DAWSON, Ella	27	1. 34 MCKENZIE, Miracle	203	1. 34 MCKENZIE, Miracle	194
2. 4 CASTILLO, Ava	24	2. 28 DELEON, Jessica	154	2. 28 DELEON, Jessica	146
3. 18 RANA, Grace	18	3. 33 CARITHERS, Sydney	146	3. 33 CARITHERS, Sydney	98
4. 38 CHAVEZ, Keyannah	15	4. 20 BRAMSON, Emma	110	4. 20 BRAMSON, Emma	63
5. 24 HEATHCOCK, Georgia	10	5. 8 BRUNNER, Katherine	91	5. 10 WILLIAMS, Allie	52
Fielding pct		Errors		Fielding double plays	
1. 18 RANA, Grace	1.000	1. 8 BRUNNER, Katherine	6	1. 34 MCKENZIE, Miracle	4
9 HANAWAHINE, Jewels	1.000	2. 7 ARCHULETA, Ashley	4	2. 8 BRUNNER, Katherine	3
24 HEATHCOCK, Georgia	1.000	33 CARITHERS, Sydney	4	3. 28 DELEON, Jessica	2
13 PACHECO, Mya	1.000	20 BRAMSON, Emma	4	33 CARITHERS, Sydney	2
77 TINARI, Marina	1.000	10 WILLIAMS, Allie	4	5. 4 tied at.....	1
Assists		Caught stealing by		Steal attempts against	
1. 8 BRUNNER, Katherine	51	1. 33 CARITHERS, Sydney	3	1. 28 DELEON, Jessica	27
2. 33 CARITHERS, Sydney	44	2. 44 FRITZ, Natalie	2	2. 44 FRITZ, Natalie	19
3. 20 BRAMSON, Emma	43	5 ATCITTY, Lexi	2	3. 33 CARITHERS, Sydney	18
4. 7 ARCHULETA, Ashley	27	28 DELEON, Jessica	2	4. 23 GUEST, McKenna	15
5. 23 GUEST, McKenna	23	2 BARELA, Caprice	2	5. 5 ATCITTY, Lexi	11
Stolen bases against					
1. 28 DELEON, Jessica	25				
2. 44 FRITZ, Natalie	17				
3. 33 CARITHERS, Sydney	15				
4. 23 GUEST, McKenna	14				
5. 5 ATCITTY, Lexi	9				

Earned run avg		Opposing bat avg		Won-loss pct	
1. 23 GUEST, McKenna	2.66	1. 23 GUEST, McKenna	.239	1. 23 GUEST, McKenna	.722
2. 44 FRITZ, Natalie	3.17	2. 2 BARELA, Caprice	.242	2. 44 FRITZ, Natalie	.364
3. 5 ATCITTY, Lexi	4.44	3. 44 FRITZ, Natalie	.260	3. 5 ATCITTY, Lexi	.333
4. 2 BARELA, Caprice	5.04	4. 5 ATCITTY, Lexi	.286	4. 16 UMALI, Brooke	.000
5. 16 UMALI, Brooke	7.00	5. 77 TINARI, Marina	.390	77 TINARI, Marina	.000
Wins		Losses		Saves	
1. 23 GUEST, McKenna	13	1. 44 FRITZ, Natalie	7	1. 44 FRITZ, Natalie	3
2. 44 FRITZ, Natalie	4	2. 23 GUEST, McKenna	5		
3. 5 ATCITTY, Lexi	1	3. 77 TINARI, Marina	3		
		4. 5 ATCITTY, Lexi	2		
		5. 2 tied at.....	1		
Innings pitched		Batters struck out		Appearances	
1. 23 GUEST, McKenna	108.0	1. 23 GUEST, McKenna	112	1. 23 GUEST, McKenna	26
2. 44 FRITZ, Natalie	75.0	2. 44 FRITZ, Natalie	71	2. 44 FRITZ, Natalie	22
3. 5 ATCITTY, Lexi	34.2	3. 5 ATCITTY, Lexi	19	3. 5 ATCITTY, Lexi	15
4. 2 BARELA, Caprice	16.2	4. 2 BARELA, Caprice	11	4. 2 BARELA, Caprice	9
5. 77 TINARI, Marina	9.0	5. 77 TINARI, Marina	3	5. 77 TINARI, Marina	7
Games started		Games finished		Games in relief	
1. 23 GUEST, McKenna	18	1. 44 FRITZ, Natalie	9	1. 44 FRITZ, Natalie	11
2. 44 FRITZ, Natalie	11	2. 5 ATCITTY, Lexi	6	2. 5 ATCITTY, Lexi	10
3. 5 ATCITTY, Lexi	5	3. 23 GUEST, McKenna	5	3. 2 BARELA, Caprice	9
4. 77 TINARI, Marina	3	4. 2 BARELA, Caprice	4	4. 23 GUEST, McKenna	8
5. 16 UMALI, Brooke	1	5. 77 TINARI, Marina	2	5. 2 tied at.....	4
Wild pitches		Balks		Hit batters	
1. 44 FRITZ, Natalie	3			1. 23 GUEST, McKenna	10
5 ATCITTY, Lexi	3			2. 2 BARELA, Caprice	3
23 GUEST, McKenna	3			3. 16 UMALI, Brooke	2
4. 25 MONTES, Nova	2			4. 44 FRITZ, Natalie	1
77 TINARI, Marina	2			77 TINARI, Marina	1
Intentional BB allowed		Runners picked off		Batters SO out looking	
				1. 23 GUEST, McKenna	33
				2. 44 FRITZ, Natalie	31
				3. 5 ATCITTY, Lexi	10
				4. 2 BARELA, Caprice	5
Sac bunts allowed		Sac flies allowed		Hits allowed	
1. 44 FRITZ, Natalie	5	1. 23 GUEST, McKenna	5	1. 16 UMALI, Brooke	10
23 GUEST, McKenna	5	2. 5 ATCITTY, Lexi	2	2. 2 BARELA, Caprice	15
3. 5 ATCITTY, Lexi	3	3. 44 FRITZ, Natalie	1	3. 77 TINARI, Marina	16
4. 3 tied at.....	1			4. 5 ATCITTY, Lexi	40
				5. 44 FRITZ, Natalie	77
Runs allowed		Earned runs allowed		Walks allowed	
1. 16 UMALI, Brooke	4	1. 16 UMALI, Brooke	3	1. 16 UMALI, Brooke	3
2. 77 TINARI, Marina	11	2. 77 TINARI, Marina	11	2. 77 TINARI, Marina	12
3. 2 BARELA, Caprice	14	3. 2 BARELA, Caprice	12	2 BARELA, Caprice	12
4. 5 ATCITTY, Lexi	26	4. 5 ATCITTY, Lexi	22	4. 5 ATCITTY, Lexi	16
5. 44 FRITZ, Natalie	39	5. 44 FRITZ, Natalie	34	5. 44 FRITZ, Natalie	32
Doubles allowed		Triples allowed		Home runs allowed	
1. 16 UMALI, Brooke	2	1. 77 TINARI, Marina	0	1. 16 UMALI, Brooke	0
2 BARELA, Caprice	2	2 BARELA, Caprice	0	2. 2 BARELA, Caprice	3
3. 77 TINARI, Marina	3	3. 16 UMALI, Brooke	1	77 TINARI, Marina	3
4. 5 ATCITTY, Lexi	6	5 ATCITTY, Lexi	1	4. 5 ATCITTY, Lexi	6
5. 44 FRITZ, Natalie	11	5. 44 FRITZ, Natalie	2	5. 44 FRITZ, Natalie	7

MISC. STATS

Multiple Hit Games	2	3	4	5+	Total
7 ARCHULETA, Ashley	12	1	1	-	14
10 WILLIAMS, Allie	8	3	-	-	11
28 DELEON, Jessica	8	1	-	1	10
0 VASQUEZ-DICKSON, DeN	5	2	-	-	7
34 MCKENZIE, Miracle	4	-	-	-	4
33 CARITHERS, Sydney	2	1	-	-	3
8 BRUNNER, Katherine	2	-	-	-	2
27 LUDERER, Hayden	2	-	-	-	2
20 BRAMSON, Emma	1	-	-	-	1
13 PACHECO, Mya	-	1	-	-	1
3 DAWSON, Ella	1	-	-	-	1
38 CHAVEZ, Keyannah	1	-	-	-	1
TEAM	46	9	1	1	57

Multiple RBI Games	2	3	4	5+	Total
34 MCKENZIE, Miracle	8	1	-	-	9
28 DELEON, Jessica	3	2	1	-	6
0 VASQUEZ-DICKSON, DeN	3	2	-	-	5
10 WILLIAMS, Allie	2	2	-	-	4
27 LUDERER, Hayden	3	1	-	-	4
3 DAWSON, Ella	-	2	1	-	3
8 BRUNNER, Katherine	1	1	-	-	2
7 ARCHULETA, Ashley	1	1	-	-	2
33 CARITHERS, Sydney	-	1	-	-	1
38 CHAVEZ, Keyannah	1	-	-	-	1
13 PACHECO, Mya	1	-	-	-	1
TEAM	23	13	2	0	38

Hitting Streaks	Longest	Current
10 WILLIAMS, Allie	11	4
0 VASQUEZ-DICKSON, DeN	9	1
34 MCKENZIE, Miracle	8	1
8 BRUNNER, Katherine	6	-
7 ARCHULETA, Ashley	6	5
27 LUDERER, Hayden	5	-
28 DELEON, Jessica	5	1
33 CARITHERS, Sydney	4	-
20 BRAMSON, Emma	3	3
3 DAWSON, Ella	2	-
38 CHAVEZ, Keyannah	2	1
77 TINARI, Marina	1	-
13 PACHECO, Mya	1	-
18 RANA, Grace	1	-

Reached Base Streaks	Longest	Current
0 VASQUEZ-DICKSON, DeN	17	1
10 WILLIAMS, Allie	16	4
7 ARCHULETA, Ashley	12	10
28 DELEON, Jessica	9	1
34 MCKENZIE, Miracle	8	6
8 BRUNNER, Katherine	7	-
27 LUDERER, Hayden	6	-
20 BRAMSON, Emma	5	3
33 CARITHERS, Sydney	4	-
38 CHAVEZ, Keyannah	3	1
13 PACHECO, Mya	3	-
77 TINARI, Marina	2	-
3 DAWSON, Ella	2	-
18 RANA, Grace	1	-
24 HEATHCOCK, Georgia	1	-
9 HANAWAHINE, Jewels	1	-

CONFERENCE STANDINGS

	MOUNTAIN WEST						ALL GAMES								
Team (NFCA/USA Softball)	W	L	Pct.	H	A	N	W	L	T	Pct.	H	A	N	Streak	Last 10
Nevada	8	2	.800	4-1	4-1	0-0	30	10	0	.750	5-1	9-5	16-4	W2	8-2
Utah State	8	2	.800	3-2	5-0	0-0	23	16	0	.590	4-5	8-6	11-5	L1	7-3
San Diego State	8	5	.615	4-1	4-4	0-0	24	14	0	.632	9-3	4-6	11-5	W1	6-4
Fresno State	8	5	.615	5-3	3-2	0-0	24	15	0	.615	16-6	5-5	3-4	L3	5-5
Boise State	7	6	.538	3-2	4-4	0-0	28	12	0	.700	6-2	10-4	12-6	W1	7-3
San José State	4	7	.364	2-3	2-4	0-0	17	20	0	.459	11-5	2-6	4-9	W1	5-5
Colorado State	4	9	.308	3-5	1-4	0-0	14	23	0	.378	8-9	2-8	4-6	L1	3-7
New Mexico	3	7	.300	3-2	0-5	0-0	18	19	1	.487	3-2	3-14	12-3-1	L1	4-6
UNLV	2	9	.182	1-5	1-4	0-0	18	19	0	.486	9-7	3-7	6-5	L5	2-8

THE 2025 LOBOS



00 DeNae Vasquez-Dickson

SO • OF • 5-4 • L/L
Grapevine, Texas (Colleyville Heritage HS)

SEASON BESTS

Hits	3	2x, last: NW St., 2-28-25
Doubles	1	7x, last: San José St., 3-15-25
Triples	1	3x, last: Miss. St., 3-1-25
Home Runs	1	San José State, 3-16-25
RBI	3	2x, last: NW St., 2-28-25
Runs	2	7x, last: St. Joseph's, 3-8-25
Walks	2	2x, last: Miss. St., 3-1-25
Stolen Bases	1	HCU, 2-7-25

CAREER BESTS

Hits	3	3x, last: NW St., 2-28-25
Doubles	1	13x, last: San José St., 3-15-25
Triples	1	3x, last: Miss. St., 3-1-25
Home Runs	1	4x, last: San José St., 3-16-25
RBI	3	2x, last: NW St., 2-28-25
Runs	2	9x, last: St. Joseph's, 3-8-25
Walks	2	2x, last: Miss. St., 3-1-25
Stolen Bases	1	6x, last: HCU, 2-7-25

STREAKS

	Current	Career Best
Hitting	1	9
On-Base	1	17

MULTI-HIT GAMES

	2	3	4	5+	TOTAL
2024	3	1	-	-	4
2025	5	2	-	-	7

MULTI-RBI GAMES

	2	3	4	5+	TOTAL
2024	7	-	-	-	7
2025	3	2	-	-	5

2025 GAME-BY-GAME

DATE	OPPONENT	POS	AB	R	H	TB	2B	3B	HR	RBI	BB	HBP	SO	SB-ATT	E
2/6	Texas A&M-CC	*lf	2	1	1	2	1	0	0	3	0	0	0	0-0	0
2/6	Sam Houston	*lf	3	0	0	0	0	0	0	0	0	0	1	0-0	1
2/7	Houston Christian	*cf	2	0	0	0	0	0	0	0	1	0	1	1-1	0
2/7	Houston	*cf	2	2	1	1	0	0	0	1	1	0	1	0-0	0
2/8	Houston Christian	*cf	4	1	1	1	0	0	0	0	0	0	0	0-0	0
2/8	Houston	*cf	3	1	1	2	1	0	0	0	2	0	0	0-0	0
2/9	St. John's	*cf	4	0	0	0	0	0	0	0	0	0	1	0-0	0
2/14	Fordham	*rf	3	2	1	3	0	1	0	0	1	0	1	0-0	0
2/14	St. Thomas	*cf	2	2	1	3	0	1	0	0	1	1	1	0-0	0
2/15	Texas State	*rf	3	0	1	1	0	0	0	0	0	0	1	0-0	0
2/15	St. Thomas	*cf	4	0	3	3	0	0	0	1	0	0	0	0-0	0
2/16	Texas State	*cf	3	0	2	2	0	0	0	0	0	1	0	0-0	0
2/21	North Dakota	*lf	3	0	1	1	0	0	0	0	1	0	0	0-0	0
2/22	Texas Southern	*lf	2	2	1	2	1	0	0	1	1	0	0	0-0	0
2/22	North Dakota	*lf	3	1	2	3	1	0	0	2	0	0	0	0-0	0
2/23	Texas Southern	*lf	4	2	1	1	0	0	0	0	0	0	1	0-0	0
2/23	Tarleton State	*cf	2	0	0	0	0	0	0	0	0	1	1	0-0	0
2/28	Northwestern State	*lf	3	2	3	3	0	0	0	3	0	0	0	0-0	0
2/28	Mississippi State	*lf	4	0	1	1	0	0	0	0	0	0	2	0-0	0
3/1	Mississippi State	*lf	2	1	1	3	0	1	0	1	2	0	1	0-0	0
3/1	Alabama State	*lf	3	0	1	1	0	0	0	1	0	0	0	0-0	0
3/2	Alabama State	*lf	4	1	1	1	0	0	0	0	0	0	0	0-0	0
3/6	Saint Joseph's	*lf	4	1	1	1	0	0	0	1	0	0	1	0-0	2
3/7	San Diego	*lf	3	1	1	1	0	0	0	0	0	0	1	0-0	0
3/7	UPenn	*lf	3	0	0	0	0	0	0	0	0	0	0	0-0	0
3/8	Saint Joseph's	*lf	3	2	2	3	1	0	0	2	0	0	0	0-0	0
3/11	New Mexico State	*lf	3	1	1	2	1	0	0	0	1	0	0	0-0	0
3/14	San José State	*lf	2	1	0	0	0	0	0	0	1	0	0	0-0	0
3/15	San José State	*lf	4	1	1	2	1	0	0	0	0	0	0	0-1	0
3/16	San José State	*lf	2	1	1	4	0	0	1	2	1	0	0	0-0	0
3/21	San Diego State	*lf	3	0	1	1	0	0	0	0	1	0	0	0-0	0
3/22	San Diego State	*lf	4	0	0	0	0	0	0	0	0	0	1	0-0	0
3/23	San Diego State	*lf	1	0	0	0	0	0	0	0	0	0	1	0-0	0
3/25	UC San Diego	*cf	3	0	2	2	0	0	0	1	1	0	0	0-0	0
4/2	Utah State	*lf	4	1	0	0	0	0	0	0	1	0	1	0-0	0
4/2	Utah State	*lf	3	0	0	0	0	0	0	0	0	0	1	0-0	0
4/5	Boise State	*lf	1	0	0	0	0	0	0	0	0	0	0	0-0	0
4/6	Boise State	*lf/cf	4	1	2	2	0	0	0	0	0	0	0	0-0	0
4/11	Colorado State														
4/12	Colorado State														
4/13	Colorado State														
4/15	UTEP														
4/17	at Fresno State														
4/18	at Fresno State														
4/19	at Fresno State														
4/22	UTEP														
4/25	Nevada														
4/26	Nevada														
4/27	Nevada														
5/1	UNLV														
5/2	UNLV														
5/3	UNLV														
			38-38	112	28	36	52	7	3	1	19	16	3	18	1-2 3

CAREER STATS

SEASON	GP	GS	AVG.	AB	R	H	2B	3B	HR	RBI	TB	SLG%	BB	SO	HBP	OB%	SF	SH	SB-SA	PO	A	E	FLD%
2024	53	46	.237	135	19	32	6	0	3	18	47	.348	7	19	2	.285	0	15	5-7	83	4	1	.989
2025	38	38	.321	112	28	36	7	3	1	19	52	.464	16	18	3	.420	0	12	1-2	46	4	3	.943
TOTAL	91	84	.275	247	47	68	13	3	4	37	99	.401	23	37	5	.349	0	27	6-9	129	8	4	.972

HIGHLIGHTS

- Leads team in sac bunts and second in runs scored. Fourth in hits, doubles, total bases, batting average and on-base %. Third in slugging %, tied for second in walks and tied for third in in RBI.
- 6th in NCAA in sac bunts per game (0.32), leads MW in sac bunts.
- Started 12 games in left, 29 in center, 5 in right last season
- Had a career-best on-base streak of 17 games this season
- Led MW in sac bunts (15), finished 6th in the NCAA in sac bunts/ game (.28) as a freshman.
- Her 15 sac bunts tied the MW record for sac bunts by a freshman, last done by Tiffany Messerschmidt (BYU) in 2009.
- Named MW Freshman of the Week on May 6, 2024
- Majoring in exercise science and wants to be a physical therapist
- Played for Glory Adkins Gold 18U

THE 2025 LOBOS



1 Gabrielle Briones

FR • UTIL • 5-3 • R/R

Mesquite, Texas (North Mesquite HS)

SEASON BESTS

Hits
Doubles
Triples
Home Runs
RBI
Runs
Walks
Stolen Bases

CAREER BESTS

Hits 1 5x, last: San Diego State, 4-3-24
Doubles 1 2x, last: San Diego State, 4-3-24
Triples
Home Runs
RBI
Runs 1 2x, last: San Diego State, 4-3-24
Walks 1 Utah State, 4-21-24
Stolen Bases 1 Cal, 2-10-24

STREAKS

	Current	Career Best
Hitting	2	
On-Base	2	

MULTI-HIT GAMES

	2	3	4	5+	TOTAL
2024	-	-	-	-	-
2025	-	-	-	-	-

MULTI-RBI GAMES

	2	3	4	5+	TOTAL
2024	-	-	-	-	-
2025	-	-	-	-	-

2025 GAME-BY-GAME

DATE	OPPONENT	POS	AB	R	H	TB	2B	3B	HR	RBI	BB	HBP	SO	SB-ATT	E
2/6	Texas A&M-CC														
2/6	Sam Houston														
2/7	Houston Christian														
2/7	Houston														
2/8	Houston Christian														
2/8	Houston														
2/9	St. John's														
2/14	Fordham														
2/14	St. Thomas														
2/15	Texas State														
2/15	St. Thomas														
2/16	Texas State														
2/21	North Dakota														
2/22	Texas Southern														
2/22	North Dakota														
2/23	Texas Southern														
2/23	Tarleton State														
2/28	Northwestern State														
2/28	Mississippi State														
3/1	Mississippi State														
3/1	Alabama State														
3/2	Alabama State														
3/6	Saint Joseph's														
3/7	San Diego														
3/7	UPenn														
3/8	Saint Joseph's														
3/11	New Mexico State														
3/14	San José State														
3/15	San José State														
3/16	San José State														
3/21	San Diego State														
3/22	San Diego State														
3/23	San Diego State														
3/25	UC San Diego														
4/2	Utah State														
4/2	Utah State														
4/5	Boise State														
4/6	Boise State														
4/11	Colorado State														
4/12	Colorado State														
4/13	Colorado State														
4/15	UTEP														
4/17	at Fresno State														
4/18	at Fresno State														
4/19	at Fresno State														
4/22	UTEP														
4/25	Nevada														
4/26	Nevada														
4/27	Nevada														
5/1	UNLV														
5/2	UNLV														
5/3	UNLV														

CAREER STATS

SEASON	GP	GS	AVG.	AB	R	H	2B	3B	HR	RBI	TB	SLG%	BB	SO	HBP	OB%	SF	SH	SB-SA	PO	A	E	FLD%
2024	18	5	.217	23	2	5	2	0	0	0	7	.304	1	5	0	.250	0	1	1-1	5	7	0	1.000
TOTAL	18	5	.217	23	2	5	2	0	0	0	7	.304	1	5	0	.250	0	1	1-1	5	7	0	1.000

HIGHLIGHTS

- Majoring in criminology and wants to be either a criminal investigator or criminal/forensic psychologist
- Named the 2022 District 10-6A Defensive Player of the Year and the 2021 District 10-6A Offensive Player of the Year
- Played club ball for Texas Glory

THE 2025 LOBOS



2

Caprice Barela

FR • P • 5-6 • L/R

Las Cruces, N.M. (Centennial HS)

SEASON BESTS

IP (high)	4.1	New Mexico State, 3-11-25
H (low)	0	2x, last: New Mexico St., 3-11-25
R (low)	0	3x, last: New Mexico St., 3-11-25
ER (low)	0	4x, last: New Mexico St., 3-11-25
BB (low)	0	St. Thomas, 2-14-25
SO (high)	3	2x, last: New Mexico St., 3-11-25
BF (high)	17	Mississippi St., 3-1-25
NP (high)	57	Mississippi St., 3-1-25

CAREER BESTS (MIN. 3.0 IP)

IP (high)	4.1	New Mexico State, 3-11-25
H (low)	0	New Mexico St., 3-11-25
R (low)	0	New Mexico St., 3-11-25
ER (low)	0	New Mexico St., 3-11-25
BB (low)	1	2x, last: New Mexico St., 3-11-25
SO (high)	3	New Mexico St., 3-11-25
BF (high)	17	Mississippi St., 3-1-25
NP (high)	57	Mississippi St., 3-1-25

PITCHING SUPERLATIVES (MIN. 4.0 IP)

	Season	Career
5+ K		
10+ K		
1 R or Less	1	1
Shutout		

2025 GAME-BY-GAME																
DATE	OPPONENT	W-L	ERA	CG	IP	H	R	ER	BB	SO	2B	3B	HR	BF	HBP	
2/6	Texas A&M-CC							-Did Not Play-								
2/6	Sam Houston							-Did Not Play-								
2/7	Houston Christian							-Did Not Play-								
2/7	Houston	0-0	42.00	0	0.1	0	3	2	2	1	0	0	0	4	0	
2/8	Houston Christian							-Did Not Play-								
2/8	Houston							-Did Not Play-								
2/9	St. John's							-Did Not Play-								
2/14	Fordham							-Did Not Play-								
2/14	St. Thomas	0-0	0.00	0	1.2	1	1	0	0	3	0	0	0	7	1	
2/15	Texas State							-Did Not Play-								
2/15	St. Thomas							-Did Not Play-								
2/16	Texas State							-Did Not Play-								
2/21	North Dakota							-Did Not Play-								
2/22	Texas Southern							-Did Not Play-								
2/22	North Dakota							-Did Not Play-								
2/23	Texas Southern							-Did Not Play-								
2/23	Tarleton State							-Did Not Play-								
2/28	Northwestern State							-Did Not Play-								
2/28	Mississippi State	0-0	0.00	0	2.2	3	0	0	3	1	0	0	0	14	0	
3/1	Mississippi State	0-0	5.25	0	4.0	3	3	3	1	2	1	0	1	17	2	
3/1	Alabama State							-Did Not Play-								
3/2	Alabama State							-Did Not Play-								
3/6	Saint Joseph's							-Did Not Play-								
3/7	San Diego							-Did Not Play-								
3/7	UPenn							-Did Not Play-								
3/8	Saint Joseph's	0-0	0.00	0	1.0	2	0	0	1	0	1	0	0	5	0	
3/11	New Mexico State	0-0	0.00	0	4.1	0	0	0	1	3	0	0	0	14	0	
3/14	San José State	0-0	0.00	0	0.0	0	1	1	2	0	0	0	0	2	0	
3/15	San José State							-Did Not Play-								
3/16	San José State							-Did Not Play-								
3/21	San Diego State							-Did Not Play-								
3/22	San Diego State	0-1	21.00	0	1.1	3	4	4	1	0	0	0	1	9	0	
3/23	San Diego State							-Did Not Play-								
3/25	UC San Diego							-Did Not Play-								
4/2	Utah State							-Did Not Play-								
4/2	Utah State	0-0	10.50	0	1.1	3	2	2	1	1	0	0	1	6	0	
4/5	Boise State							-Did Not Play-								
4/6	Boise State							-Did Not Play-								
4/11	Colorado State															
4/12	Colorado State															
4/13	Colorado State															
4/15	UTEP															
4/17	at Fresno State															
4/18	at Fresno State															
4/19	at Fresno State															
4/22	UTEP															
4/25	Nevada															
4/26	Nevada															
4/27	Nevada															
5/1	UNLV															
5/2	UNLV															
5/3	UNLV															
		0-1	5.04	0	16.2	15	14	12	12	11	2	0	3	78	3	

CAREER STATS																						
SEASON	GS	APP	CG	W-L	ERA	SHO	SV	IP	H	R	ER	BB	SO	2B	3B	HR	BF	NP-STK	WP	HBP	PO	A
2025	0	9	0	0-1	5.04	0/1	0	16.2	15	14	12	12	11	2	0	3	78	282-160	0	3	0	2
TOTAL	0	9	0	0-1	5.04	0/1	0	16.2	15	14	12	12	11	2	0	3	78	282-160	0	3	0	2

- HIGHLIGHTS
- Combined with Lexi Atcitty for a shutout against Saint Joseph's on March 8
 - Didn't allow a hit in 4.1 innings against NMSU, throwing a season-high 4.1 IP. Retired first 12 batters faced.
 - Two-time 5A district champion (2022, 2023), was a 5A New Mexico state runner-up in 2022 and 5A New Mexico state champion in 2024
 - 5A all-state pitcher in 2023 and 5A all-district pitcher in 2021, 2022 and 2023
 - Played for NM Ice and Zia Storm
 - Majoring in family and child studies

THE 2025 LOBOS


3 Ella Dawson
FR • P • 5-9 • R/R

Aldie, Va. (John Champe HS)

SEASON BESTS

Hits	2	Mississippi St., 3-1-25
Doubles		
Triples		
Home Runs	1	3x, last: St. Joseph's, 3-8-25
RBI	4	North Dakota, 2-22-25
Runs	1	5x, last: Utah State, 4-2-25
Walks	1	5x, last: Boise State, 4-6-25
Stolen Bases		

CAREER BESTS

Hits	2	Mississippi St., 3-1-25
Doubles		
Triples		
Home Runs	1	3x, last: St. Joseph's, 3-8-25
RBI	4	North Dakota, 2-22-25
Runs	1	5x, last: Utah State, 4-2-25
Walks	1	5x, last: Boise State, 4-6-25
Stolen Bases		

STREAKS

	Current	Career Best
Hitting		2
On-Base		2

MULTI-HIT GAMES

	2	3	4	5+	TOTAL
2025	1				1

MULTI-RBI GAMES

	2	3	4	5+	TOTAL
2025		2	1		3

2025 GAME-BY-GAME (HITTING)

DATE	OPPONENT	POS	AB	R	H	TB	2B	3B	HR	RBI	BB	HBP	SO	SB-ATT	E		
2/6	Texas A&M-CC	ph	1	0	1	1	0	0	0	1	0	0	0	0-0	0		
2/6	Sam Houston						-Did Not Play-										
2/7	Houston Christian	ph	1	0	0	0	0	0	0	0	0	0	1	0-0	0		
2/7	Houston	ph	1	1	1	4	0	0	1	3	0	0	0	0-0	0		
2/8	Houston Christian	*dp	3	0	0	0	0	0	0	0	0	0	1	0-0	0		
2/8	Houston	ph	1	0	0	0	0	0	0	0	0	0	0	0-0	0		
2/9	St. John's	ph	1	0	0	0	0	0	0	0	0	0	0	0-0	0		
2/14	Fordham	ph	1	0	0	0	0	0	0	0	0	0	0	0-0	0		
2/14	St. Thomas						-Did Not Play-										
2/15	Texas State	ph	1	0	0	0	0	0	0	0	0	0	0	0-0	0		
2/15	St. Thomas						-Did Not Play-										
2/16	Texas State						-Did Not Play-										
2/21	North Dakota	ph	1	0	0	0	0	0	0	0	0	0	1	0-0	0		
2/22	Texas Southern						-Did Not Play-										
2/22	North Dakota	ph/dp	1	1	1	4	0	0	1	4	0	1	0	0-1	0		
2/23	Texas Southern	*dp	3	1	1	1	0	0	0	1	1	0	0	0-0	0		
2/23	Tarleton State	ph	1	0	0	0	0	0	0	0	0	0	1	0-0	0		
2/28	Northwestern State	*dp	3	0	0	0	0	0	0	0	0	0	2	0-0	0		
2/28	Mississippi State	ph	1	0	0	0	0	0	0	0	0	0	1	0-0	0		
3/1	Mississippi State	*dp	4	0	2	2	0	0	0	0	0	0	1	0-0	0		
3/1	Alabama State	ph	1	0	0	0	0	0	0	0	0	0	0	0-0	0		
3/2	Alabama State	ph	1	0	0	0	0	0	0	0	1	0	0	0-0	0		
3/6	Saint Joseph's	ph	1	0	0	0	0	0	0	0	0	0	1	0-0	0		
3/7	San Diego	ph	1	0	0	0	0	0	0	0	0	0	0	0-0	0		
3/7	UPenn	ph	1	0	0	0	0	0	0	0	0	0	0	0-0	0		
3/8	Saint Joseph's	ph	1	1	1	4	0	0	1	3	0	0	0	0-0	0		
3/11	New Mexico State	ph	1	0	1	1	0	0	0	0	0	0	0	0-0	0		
3/14	San José State	ph	1	0	0	0	0	0	0	0	0	0	1	0-0	0		
3/15	San José State						-Did Not Play-										
3/16	San José State	ph	1	0	0	0	0	0	0	0	0	0	0	0-0	0		
3/21	San Diego State	ph	1	0	0	0	0	0	0	0	0	0	0	0-0	0		
3/22	San Diego State	ph	1	0	1	1	0	0	0	0	0	0	0	0-0	0		
3/23	San Diego State	ph	1	0	0	0	0	0	0	0	0	0	0	0-0	0		
3/25	UC San Diego	*rf	2	0	0	0	0	0	0	0	1	0	0	0-0	0		
4/2	Utah State	ph	1	0	0	0	0	0	0	0	0	0	0	0-0	0		
4/2	Utah State	ph/rf	0	1	0	0	0	0	0	0	1	0	0	0-0	0		
4/5	Boise State	ph	0	0	0	0	0	0	0	0	1	0	0	0-0	0		
4/6	Boise State	ph	1	0	0	0	0	0	0	0	0	0	0	0-0	0		
4/11	Colorado State																
4/12	Colorado State																
4/13	Colorado State																
4/15	UTEP																
4/17	at Fresno State																
4/18	at Fresno State																
4/19	at Fresno State																
4/22	UTEP																
4/25	Nevada																
4/26	Nevada																
4/27	Nevada																
5/1	UNLV																
5/2	UNLV																
5/3	UNLV																
			32-5	39	5	9	18	0	0	3	12	5	1	10	0-1	0	

CAREER STATS

SEASON	GP	GS	AVG.	AB	R	H	2B	3B	HR	RBI	TB	SLG%	BB	SO	HBP	OB%	SF	SH	SB-SA	PO	A	E	FLD%
2025	32	5	.231	39	5	9	0	0	3	12	18	.462	5	10	1	.333	0	0	0-1	2	0	0	1.000
TOTAL	32	5	.231	39	5	9	0	0	3	12	18	.462	5	10	1	.333	0	0	0-1	2	0	0	1.000

HIGHLIGHTS

- First career hit came on her first at-bat, which scored the game-ending run in the 5th inning against Texas A&M-Corpus Christi.
- Hit a pinch-hit 3-run home run against Houston in the 5th inning
- Hit a pinch-hit grand slam in the Feb. 22 game against North Dakota in the 3rd inning
- Hit a pinch-hit 3-run home run against Saint Joseph's on March 8 to end the game in 5
- Named to the first team all-district her freshman and sophomore years while also being named first team all-region and second team all-state as a sophomore
- Named district player of the year, first team all-region and first team all-district as a junior
- Played for Lady Dukes Lamar, Top Gun National and Virginia Glory.
- Majoring in business administration

THE 2025 LOBOS



3

Ella Dawson

FR • P • 5-9 • R/R

Aldie, Va. (John Champe HS)

SEASON BESTS

IP (high)	0.1	Texas Southern, 2-22-25
H (low)	0	Texas Southern, 2-22-25
R (low)	2	Texas Southern, 2-22-25
ER (low)	2	Texas Southern, 2-22-25
BB (low)	2	Texas Southern, 2-22-25
SO (high)		
BF (high)	3	Texas Southern, 2-22-25
NP (high)	17	Texas Southern, 2-22-25

CAREER BESTS (MIN. 3.0 IP)

IP (high)	
H (low)	
R (low)	
ER (low)	
BB (low)	
SO (high)	
BF (high)	
NP (high)	

PITCHING SUPERLATIVES (MIN. 4.0 IP)

	Season	Career
5+ K		
10+ K		
1 R or Less		
Shutout		

2025 GAME-BY-GAME (PITCHING)																	
DATE	OPPONENT	W-L	ERA	CG	IP	H	R	ER	BB	SO	2B	3B	HR	BF	HBP		
2/6	Texas A&M-CC							-Did Not Play-									
2/6	Sam Houston							-Did Not Play-									
2/7	Houston Christian							-Did Not Play-									
2/7	Houston							-Did Not Play-									
2/8	Houston Christian							-Did Not Play-									
2/8	Houston							-Did Not Play-									
2/9	St. John's							-Did Not Play-									
2/14	Fordham							-Did Not Play-									
2/14	St. Thomas							-Did Not Play-									
2/15	Texas State							-Did Not Play-									
2/15	St. Thomas							-Did Not Play-									
2/16	Texas State							-Did Not Play-									
2/21	North Dakota							-Did Not Play-									
2/22	Texas Southern	0-0	42.00	0	0.1	0	2	2	2	0	0	0	0	3	0		
2/22	North Dakota							-Did Not Play-									
2/23	Texas Southern							-Did Not Play-									
2/23	Tarleton State							-Did Not Play-									
2/28	Northwestern State							-Did Not Play-									
2/28	Mississippi State							-Did Not Play-									
3/1	Mississippi State							-Did Not Play-									
3/1	Alabama State							-Did Not Play-									
3/2	Alabama State							-Did Not Play-									
3/6	Saint Joseph's							-Did Not Play-									
3/7	San Diego							-Did Not Play-									
3/7	UPenn							-Did Not Play-									
3/8	Saint Joseph's							-Did Not Play-									
3/11	New Mexico State							-Did Not Play-									
3/14	San José State							-Did Not Play-									
3/15	San José State							-Did Not Play-									
3/16	San José State							-Did Not Play-									
3/21	San Diego State							-Did Not Play-									
3/22	San Diego State							-Did Not Play-									
3/23	San Diego State							-Did Not Play-									
3/25	UC San Diego							-Did Not Play-									
4/2	Utah State							-Did Not Play-									
4/2	Utah State							-Did Not Play-									
4/5	Boise State							-Did Not Play-									
4/6	Boise State							-Did Not Play-									
4/11	Colorado State							-Did Not Play-									
4/12	Colorado State							-Did Not Play-									
4/13	Colorado State							-Did Not Play-									
4/15	UTEP							-Did Not Play-									
4/17	at Fresno State							-Did Not Play-									
4/18	at Fresno State							-Did Not Play-									
4/19	at Fresno State							-Did Not Play-									
4/22	UTEP							-Did Not Play-									
4/25	Nevada							-Did Not Play-									
4/26	Nevada							-Did Not Play-									
4/27	Nevada							-Did Not Play-									
5/1	UNLV							-Did Not Play-									
5/2	UNLV							-Did Not Play-									
5/3	UNLV							-Did Not Play-									
		0-0	42.00	0	0.1	0	2	2	2	0	0	0	0	3	0		

CAREER STATS																			
SEASON	GS	APP	CG	W-L	ERA	SHO	SV	IP	H	R	ER	BB	SO	2B	3B	HR	BF	NP-STK	WP
2025	0	1	0	0-0	42.00	0	0	0.1	0	2	2	2	0	0	0	3	17-6	0	0
TOTAL	0	1	0	0-0	42.00	0	0	0.1	0	2	2	2	0	0	0	3	17-6	0	0

- HIGHLIGHTS
- Named to the first team all-district her freshman and sophomore years while also being named first team all-region and second team all-state as a sophomore
 - Named district player of the year, first team all-region and first team all-district as a junior
 - Played for Lady Dukes Lamar, Top Gun National and Virginia Glory.
 - Majoring in business administration

THE 2025 LOBOS



4 Ava Castillo

FR • OF • 5-4 • L/R

Mansfield, Texas (Pantego Christian Academy)

SEASON BESTS

Hits
Doubles
Triples
Home Runs
RBI
Runs 2 Texas Southern, 2-23-25
Walks
Stolen Bases

CAREER BESTS

Hits
Doubles
Triples
Home Runs
RBI
Runs 2 Texas Southern, 2-23-25
Walks
Stolen Bases

STREAKS

Current Career Best
Hitting
On-Base

MULTI-HIT GAMES

2 3 4 5+ TOTAL
2025

MULTI-RBI GAMES

2 3 4 5+ TOTAL
2025

2025 GAME-BY-GAME

DATE	OPPONENT	POS	AB	R	H	TB	2B	3B	HR	RBI	BB	HBP	SO	SB-ATT	E
2/6	Texas A&M-CC	pr	0	1	0	0	0	0	0	0	0	0	0	0-0	0
2/6	Sam Houston						-Did Not Play-								
2/7	Houston Christian	pr	0	0	0	0	0	0	0	0	0	0	0	0-0	0
2/7	Houston	pr	0	1	0	0	0	0	0	0	0	0	0	0-0	0
2/8	Houston Christian	pr	0	0	0	0	0	0	0	0	0	0	0	0-0	0
2/8	Houston	pr	0	0	0	0	0	0	0	0	0	0	0	0-0	0
2/9	St. John's						-Did Not Play-								
2/14	Fordham	pr	0	0	0	0	0	0	0	0	0	0	0	0-0	0
2/14	St. Thomas	pr	0	1	0	0	0	0	0	0	0	0	0	0-0	0
2/15	Texas State						-Did Not Play-								
2/15	St. Thomas						-Did Not Play-								
2/16	Texas State						-Did Not Play-								
2/21	North Dakota	pr	0	0	0	0	0	0	0	0	0	0	0	0-0	0
2/22	Texas Southern	pr	0	1	0	0	0	0	0	0	0	0	0	0-0	0
2/22	North Dakota	pr	0	0	0	0	0	0	0	0	0	0	0	0-0	0
2/23	Texas Southern	pr/dp	1	2	0	0	0	0	0	0	0	0	0	0-0	0
2/23	Tarleton State						-Did Not Play-								
2/28	Northwestern State	pr	0	1	0	0	0	0	0	0	0	0	0	0-0	0
2/28	Mississippi State						-Did Not Play-								
3/1	Mississippi State	pr	0	0	0	0	0	0	0	0	0	0	0	0-0	0
3/1	Alabama State	pr	0	1	0	0	0	0	0	0	0	0	0	0-0	0
3/2	Alabama State	pr	0	1	0	0	0	0	0	0	0	0	0	0-0	0
3/6	Saint Joseph's						-Did Not Play-								
3/7	San Diego						-Did Not Play-								
3/7	UPenn	pr	0	1	0	0	0	0	0	0	0	0	0	0-0	0
3/8	Saint Joseph's	pr	0	1	0	0	0	0	0	0	0	0	0	0-0	0
3/11	New Mexico State						-Did Not Play-								
3/14	San José State	pr	0	0	0	0	0	0	0	0	0	0	0	0-0	0
3/15	San José State	pr	0	1	0	0	0	0	0	0	0	0	0	0-0	0
3/16	San José State	pr	0	0	0	0	0	0	0	0	0	0	0	0-0	0
3/21	San Diego State						-Did Not Play-								
3/22	San Diego State						-Did Not Play-								
3/23	San Diego State	pr	0	0	0	0	0	0	0	0	0	0	0	0-0	0
3/25	UC San Diego	pr	0	1	0	0	0	0	0	0	0	0	0	0-0	0
4/2	Utah State	pr	0	0	0	0	0	0	0	0	0	0	0	0-0	0
4/2	Utah State	pr	0	1	0	0	0	0	0	0	0	0	0	0-0	0
4/5	Boise State						-Did Not Play-								
4/6	Boise State						-Did Not Play-								
4/11	Colorado State														
4/12	Colorado State														
4/13	Colorado State														
4/15	UTEP														
4/17	at Fresno State														
4/18	at Fresno State														
4/19	at Fresno State														
4/22	UTEP														
4/25	Nevada														
4/26	Nevada														
4/27	Nevada														
5/1	UNLV														
5/2	UNLV														
5/3	UNLV														
			24-0	1	14	0	0	0	0	0	0	0	0	0-0	0

CAREER STATS

SEASON	GP	GS	AVG.	AB	R	H	2B	3B	HR	RBI	TB	SLG%	BB	SO	HBP	OB%	SF	SH	SB-SA	PO	A	E	FLD%
2025	24	0	.000	1	14	0	0	0	0	0	0	.000	0	0	0	.000	0	0	0-0	0	0	0	.000
TOTAL	24	0	.000	1	14	0	0	0	0	0	0	.000	0	0	0	.000	0	0	0-0	0	0	0	.000

HIGHLIGHTS

- Majoring in exercise science
- Named first team all-district three times, second team all-state twice, district freshman of the year, district defensive player of the year, team defensive MVP, team offensive MVP and honorable mention all-state as well as was named Max Preps/NFCA High School Player of the Week: South Central Region
- Played soccer, volleyball, archery, track and field and cross country
- Qualified for nationals in archery

THE 2025 LOBOS



5 Lexi Atcitty

RS-SO • P • 6-0 • L/L
Lehi, Utah (BYU)

SEASON BESTS

IP (high)	5.0	Texas State, 2-15-25
H (low)	0	Houston, 2-7-25
R (low)	0	3x, last : St. Joseph's, 3-8-25
ER (low)	0	5x, last : St. Joseph's, 3-8-25
BB (low)	0	4x, last: Mississippi St., 3-1-25
SO (high)	4	2x, last: Texas State, 2-15-25
BF (high)	19	Texas State, 2-15-25
NP (high)	75	2x, last : St. Joseph's, 3-8-25

CAREER BESTS(MIN. 3.0 IP)

IP (high)	5.0	Texas State, 2-15-25
H (low)	2	2x, last: Tarleton State, 2-23-25
R (low)	0	St. Joseph's, 3-8-25
ER (low)	0	2x, last : St. Joseph's, 3-8-25
BB (low)	0	Houston, 2-8-25
SO (high)	4	Texas State, 2-15-25
BF (high)	19	Texas State, 2-15-25
NP (high)	75	2x, last : St. Joseph's, 3-8-

PITCHING SUPERLATIVES (MIN. 4.0 IP)

	Season	Career
5+ K		
10+ K		
1 R or Less	1	1
Shutout	1	1

2025 GAME-BY-GAME

DATE	OPPONENT	W-L	ERA	CG	IP	H	R	ER	BB	SO	2B	3B	HR	BF	HBP
2/6	Texas A&M-CC							-Did Not Play-							
2/6	Sam Houston	0-0	0.00	0	2.2	2	0	0	0	1	0	0	0	11	0
2/7	Houston Christian							-Did Not Play-							
2/7	Houston	0-0	0.00	0	2.0	0	0	0	3	1	0	0	0	10	0
2/8	Houston Christian	0-0	6.00	0	2.1	3	2	2	0	0	1	0	0	11	0
2/8	Houston	0-1	6.30	0	3.1	3	3	3	0	1	0	0	1	13	0
2/9	St. John's							-Did Not Play-							
2/14	Fordham							-Did Not Play-							
2/14	St. Thomas	0-0	6.00	0	2.1	5	2	2	2	4	0	0	1	14	0
2/15	Texas State	0-0	2.80	0	5.0	2	2	2	2	4	0	1	0	19	0
2/15	St. Thomas							-Did Not Play-							
2/16	Texas State	0-0	0.00	0	2.2	3	3	0	1	1	0	0	0	12	0
2/21	North Dakota							-Did Not Play-							
2/22	Texas Southern							-Did Not Play-							
2/22	North Dakota	0-0	5.25	0	1.1	3	1	1	1	0	1	0	0	8	0
2/23	Texas Southern							-Did Not Play-							
2/23	Tarleton State	0-0	0.00	0	3.0	2	1	0	1	3	0	0	0	12	0
2/28	Northwestern State							-Did Not Play-							
2/28	Mississippi State	0-0	84.00	0	0.1	3	4	4	1	0	0	0	2	5	0
3/1	Mississippi State	0-0	7.00	0	1.0	2	1	1	0	0	0	0	0	5	0
3/1	Alabama State							-Did Not Play-							
3/2	Alabama State							-Did Not Play-							
3/6	Saint Joseph's							-Did Not Play-							
3/7	San Diego							-Did Not Play-							
3/7	UPenn							-Did Not Play-							
3/8	Saint Joseph's	1-0	0.00	0	4.0	3	0	0	1	2	0	0	0	15	0
3/11	New Mexico State							-Did Not Play-							
3/14	San José State	0-0	21.00	0	1.2	6	5	5	2	1	3	0	1	13	0
3/15	San José State							-Did Not Play-							
3/16	San José State							-Did Not Play-							
3/21	San Diego State							-Did Not Play-							
3/22	San Diego State	0-0	0.00	0	1.2	1	0	0	1	1	0	0	0	6	0
3/23	San Diego State							-Did Not Play-							
3/25	UC San Diego							-Did Not Play-							
4/2	Utah State							-Did Not Play-							
4/2	Utah State	0-1	10.50	0	1.1	2	2	2	1	0	1	0	1	7	0
4/5	Boise State							-Did Not Play-							
4/6	Boise State							-Did Not Play-							
4/11	Colorado State														
4/12	Colorado State														
4/13	Colorado State														
4/15	UTEP														
4/17	at Fresno State														
4/18	at Fresno State														
4/19	at Fresno State														
4/22	UTEP														
4/25	Nevada														
4/26	Nevada														
4/27	Nevada														
5/1	UNLV														
5/2	UNLV														
5/3	UNLV														
		1-2	4.44	0	34.2	40	26	22	16	19	6	1	6	161	0

CAREER STATS

SEASON	GS	APP	CG	W-L	ERA	SHO	SV	IP	H	R	ER	BB	SO	2B	3B	HR	BF	NP-STK	WP	HBP	PO	A	E	FLD%
2021																								
2022																								
2025	5	15	0	1-2	4.44	0/1	0	34.2	40	26	22	16	19	6	1	6	161	661-385	3	0	0	3	1	.750
TOTAL	5	15	0	1-2	4.44	0/1	0	34.2	40	26	22	16	19	6	1	6	161	661-385	3	0	0	3	1	.750

HIGHLIGHTS

- Threw a combined shutout with Caprice Barela against St. Joseph's on March 8 for her first win as a Lobo
- Four appearances not allowing a run
- Graduated from Skyridge High School
- Also played basketball in high school
- HS team won the 2A State Championship and was named 2A State MVP in 2022
- Also lettered in basketball and cheer
- Spent 18 months on a mission trip on the border of southern Texas
- Member of the Navajo tribe
- Majoring in liberal arts and integrative studies

THE 2025 LOBOS



7 Ashley Archuleta

SR • INF • 5-4 • L/R

Rio Rancho, N.M. (Cleveland HS)

SEASON BESTS

Hits	4	San José State, 3-16-25
Doubles	2	San José State, 3-16-25
Triples	1	3x, last: Alabama St., 3-1-25
Home Runs	1	Texas Southern, 2-23-25
RBI	3	Texas Southern, 2-23-25
Runs	3	Texas Southern, 2-22-25
Walks	2	Texas A&M-CC, 2-6-25
Stolen Bases	1	2x, last: Penn., 3-7-25

CAREER BESTS

Hits	4	2x, last: San José St., 3-16-25
Doubles	2	2x, last: San José St., 3-16-25
Triples	1	10x, last: Alabama St., 3-1-25
Home Runs	2	Fresno State, 4-15-22
RBI	4	Fresno State, 4-15-22
Runs	3	Texas Southern, 2-22-25
Walks	3	Nevada, 4-23-22
Stolen Bases	2	Tennessee State, 2-9-24

STREAKS

	Current	Career Best
Hitting	5	13
On-Base	10	22

MULTI-HIT GAMES

	2	3	4	5+	TOTAL
2022	12	3	-	-	15
2023	12	1	-	-	13
2024	4	1	1	-	6
2025	12	1	1	-	14

MULTI-RBI GAMES

	2	3	4	5+	TOTAL
2022	3	1	1	-	5
2023	5	3	-	-	8
2024	3	-	-	-	3
2025	1	1	-	-	2

2025 GAME-BY-GAME

DATE	OPPONENT	POS	AB	R	H	TB	2B	3B	HR	RBI	BB	HBP	SO	SB-ATT	E
2/6	Texas A&M-CC	*2b	1	2	0	0	0	0	0	0	2	0	0	0-0	0
2/6	Sam Houston	*2b	3	0	0	0	0	0	0	0	1	0	0	0-0	1
2/7	Houston Christian	*2b	2	0	0	0	0	0	0	0	1	0	1	0-0	0
2/7	Houston	*2b	3	0	0	0	0	0	0	0	1	0	0	0-0	1
2/8	Houston Christian	*2b	2	0	1	1	0	0	0	0	1	0	0	1-1	1
2/8	Houston	*2b	5	1	2	2	0	0	0	0	0	0	0	0-0	0
2/9	St. John's	*2b	4	0	1	2	1	0	0	0	0	0	1	0-0	0
2/14	Fordham	*2b	3	0	0	0	0	0	0	0	0	0	1	0-0	0
2/14	St. Thomas	ph	1	0	0	0	0	0	0	0	0	0	0	0-0	0
2/15	Texas State	ph/2b	1	0	0	0	0	0	0	0	0	0	0	0-0	0
2/15	St. Thomas	*2b	3	1	1	1	0	0	0	1	1	0	2	0-0	0
2/16	Texas State	*2b/dp	2	0	1	1	0	0	0	0	0	0	1	0-0	0
2/21	North Dakota	*2b	3	0	1	1	0	0	0	1	0	1	0	0-1	0
2/22	Texas Southern	*2b	2	3	2	5	1	1	0	2	1	1	0	0-0	0
2/22	North Dakota	*2b	4	2	2	4	0	1	0	0	0	0	0	0-0	1
2/23	Texas Southern	*2b	2	2	1	4	0	0	1	3	1	1	0	0-0	0
2/23	Tarleton State	*2b	2	0	0	0	0	0	0	0	1	0	0	0-0	0
2/28	Northwestern State	*2b	4	2	3	4	1	0	0	0	0	0	1	0-0	0
2/28	Mississippi State					-Did Not Play-									
3/1	Mississippi State	ph	1	1	1	2	1	0	0	0	0	0	0	0-0	0
3/1	Alabama State	*dp	3	2	2	4	0	1	0	0	1	0	0	0-0	0
3/2	Alabama State	*dp	5	0	1	1	0	0	0	0	0	0	0	0-0	0
3/6	Saint Joseph's	*dp	4	1	2	2	0	0	0	1	0	0	0	0-0	0
3/7	San Diego	*dp	3	0	0	0	0	0	0	0	0	0	1	0-0	0
3/7	UPenn	ph/dp	2	0	1	1	0	0	0	1	0	0	0	1-1	0
3/8	Saint Joseph's	*dp	2	2	1	2	1	0	0	1	1	0	0	0-0	0
3/11	New Mexico State	*dp	4	1	2	2	0	0	0	0	0	0	0	0-0	0
3/14	San José State	*dp	3	0	0	0	0	0	0	0	0	0	1	0-0	0
3/15	San José State	*dp	3	0	2	3	1	0	0	1	0	0	0	0-0	0
3/16	San José State	*dp	4	2	4	6	2	0	0	0	0	0	0	0-0	0
3/21	San Diego State	*dp	3	0	2	2	0	0	0	0	1	0	0	0-0	0
3/22	San Diego State	*dp	4	1	2	3	1	0	0	0	0	0	0	0-0	0
3/23	San Diego State	*dp	2	0	0	0	0	0	0	0	1	0	0	0-1	0
3/25	UC San Diego	*dp	4	1	1	1	0	0	0	0	0	0	1	0-0	0
4/2	Utah State	*dp	3	1	1	2	1	0	0	0	1	2	0	0-0	0
4/2	Utah State	*dp	3	2	2	3	1	0	0	1	1	0	1	0-0	0
4/5	Boise State	*dp	3	1	2	2	0	0	0	0	0	0	0	0-0	0
4/6	Boise State	*dp	3	2	2	2	0	0	0	0	0	1	0	0-0	0
4/11	Colorado State														
4/12	Colorado State														
4/13	Colorado State														
4/15	UTEP														
4/17	at Fresno State														
4/18	at Fresno State														
4/19	at Fresno State														
4/22	UTEP														
4/25	Nevada														
4/26	Nevada														
4/27	Nevada														
5/1	UNLV														
5/2	UNLV														
5/3	UNLV														
			35-31	100	27	39	59	11	3	1	12	16	5	11	2-4 4

CAREER STATS

SEASON	GP	GS	AVG.	AB	R	H	2B	3B	HR	RBI	TB	SLG%	BB	SO	HBP	OB%	SF	SH	SB-SA	PO	A	E	FLD%
2022	53	53	.326	172	29	56	9	1	2	21	73	.424	20	36	3	.405	0	1	1-1	86	100	15	.926
2023	47	45	.331	130	22	43	4	5	3	25	66	.508	16	25	0	.401	1	2	2-2	82	89	9	.950
2024	49	48	.250	136	19	34	7	1	2	19	49	.360	13	29	4	.331	1	0	7-8	85	58	7	.953
2025	37	33	.406	106	30	43	11	3	1	12	63	.594	16	11	6	.504	1	0	2-4	23	27	4	.926
TOTAL	186	179	.324	544	100	176	31	10	8	77	251	.461	65	101	13	.406	3	3	12-15	276	274	35	.940

HIGHLIGHTS

- Member of the Leadership Council
- Leads the team in batting average, slugging %, on-base %, doubles, total bases. Tied for lead in triples and in runs scored, second in hits.
- Has 7 multi-hit games in MW play and has reached base in last 9 MW games with a hit in last 4.
- All-Conference First Team in 2022 and 2023
- First two-time first team all-conference player for UNM since Brandi Heimborg (2014 and 2015)
- Played in 49 games with 48 starts. Started 45 games at second, 3 games as DP last season
- Led the team in stolen bases (seven) and tied for the team high in doubles (seven) last season
- Was 7-7 with runners on third and less than two outs last season
- Played 45 games at second her sophomore season
- Played 51 games at second, 1 game at shortstop and 1 game as DP freshman season
- 2nd on the team in total bases (73), hits (56) and doubles (9) as a freshman
- Majoring in biochemistry

THE 2025 LOBOS



8 Katherine Brunner

SO • INF • 5-7 • R/R

Katy, Texas (James E. Taylor HS)

SEASON BESTS

Hits	2	2x, last: Utah State, 4-2-25
Doubles	1	3x, last: Utah State, 4-2-25
Triples		
Home Runs	1	San José State, 3-16-25
RBI	3	Texas Southern, 2-23-25
Runs	1	8x, last: Utah State, 4-2-25
Walks	1	6x, last: San José State, 3-15-25
Stolen Bases		

CAREER BESTS

Hits	3	Marist, 2-16-24
Doubles	1	7x, last: Utah State, 4-2-25
Triples		
Home Runs	1	3x, last: San José State, 3-16-25
RBI	3	3x, last: Texas Southern, 2-23-25
Runs	2	Utah State, 4-19-24
Walks	2	2x, last: UConn, 3-8-24
Stolen Bases	1	Tennessee State, 2-9-24

STREAKS

	Current	Career Best
Hitting		6
On-Base		7

MULTI-HIT GAMES

	2	3	4	5+	TOTAL
2024	4	1	-	-	5
2025	2				2

MULTI-RBI GAMES

	2	3	4	5+	TOTAL
2024	2	2	-	-	4
2025	1	1			2

2025 GAME-BY-GAME

DATE	OPPONENT	POS	AB	R	H	TB	2B	3B	HR	RBI	BB	HBP	SO	SB-ATT	E	
2/6	Texas A&M-CC	*3b	2	0	0	0	0	0	0	0	0	0	0	0-0	0	
2/6	Sam Houston	*3b	1	0	0	0	0	0	0	0	0	0	0	0-0	0	
2/7	Houston Christian						-Did Not Play-									
2/7	Houston	3b	2	1	1	1	0	0	0	0	0	0	1	0-0	0	
2/8	Houston Christian						-Did Not Play-									
2/8	Houston						-Did Not Play-									
2/9	St. John's	ph	1	0	1	1	0	0	0	0	0	0	0	0-0	0	
2/14	Fordham	ph	0	0	0	0	0	0	0	0	1	0	0	0-0	0	
2/14	St. Thomas	*ss	4	0	1	2	1	0	0	2	0	0	0	0-0	0	
2/15	Texas State	*ss	3	0	1	1	0	0	0	0	0	0	0	0-0	0	
2/15	St. Thomas	*ss	4	1	1	1	0	0	0	0	0	0	2	0-0	0	
2/16	Texas State	*ss	4	0	1	1	0	0	0	0	0	0	1	0-0	1	
2/21	North Dakota	*ss	3	0	0	0	0	0	0	0	0	0	0	0-0	1	
2/22	Texas Southern	*ss	3	0	1	1	0	0	0	0	0	0	1	0-0	0	
2/22	North Dakota	*ss	4	1	1	1	0	0	0	0	0	0	1	0-0	0	
2/23	Texas Southern	*ss	2	1	2	3	1	0	0	3	1	0	0	0-0	0	
2/23	Tarleton State	*ss	3	0	0	0	0	0	0	0	0	0	1	0-0	0	
2/28	Northwestern State	*ss	2	1	1	1	0	0	0	1	1	0	0	0-0	0	
2/28	Mississippi State	*ss	2	1	0	0	0	0	0	0	0	1	1	0-0	0	
3/1	Mississippi State	*ss	3	0	0	0	0	0	0	0	0	0	1	0-0	0	
3/1	Alabama State	*ss	2	0	0	0	0	0	0	0	0	0	1	0-0	0	
3/2	Alabama State	*ss	3	0	0	0	0	0	0	1	0	0	0	0-0	0	
3/6	Saint Joseph's	*ss	2	0	0	0	0	0	0	0	1	0	0	0-0	0	
3/7	San Diego	*ss	1	0	0	0	0	0	0	0	0	0	0	0-0	0	
3/7	UPenn	*ss	2	0	0	0	0	0	0	0	0	0	0	0-0	0	
3/8	Saint Joseph's	*ss	3	0	1	1	0	0	0	0	0	0	0	0-0	1	
3/11	New Mexico State	*ss	2	0	0	0	0	0	0	0	1	0	0	0-0	0	
3/14	San José State	*ss	1	0	0	0	0	0	0	0	0	0	0	0-0	0	
3/15	San José State	*ss	1	0	0	0	0	0	0	1	1	0	0	0-0	0	
3/16	San José State	*ss	3	1	1	4	0	0	1	1	0	0	0	0-0	1	
3/21	San Diego State	*ss	2	0	0	0	0	0	0	0	0	0	0	0-0	0	
3/22	San Diego State	*ss	2	0	0	0	0	0	0	0	0	0	0	0-0	0	
3/23	San Diego State	*ss	1	0	0	0	0	0	0	0	0	0	0	0-0	0	
3/25	UC San Diego	ss	1	0	0	0	0	0	0	0	0	0	1	0-0	0	
4/2	Utah State	*ss	5	1	2	3	1	0	0	0	0	0	0	0-0	0	
4/2	Utah State	*ss	2	0	0	0	0	0	0	0	0	0	0	0-0	1	
4/5	Boise State	*ss	2	0	0	0	0	0	0	0	0	0	0	0-0	0	
4/6	Boise State	*ss	1	0	0	0	0	0	0	0	0	0	0	0-0	1	
4/11	Colorado State															
4/12	Colorado State															
4/13	Colorado State															
4/15	UTEP															
4/17	at Fresno State															
4/18	at Fresno State															
4/19	at Fresno State															
4/22	UTEP															
4/25	Nevada															
4/26	Nevada															
4/27	Nevada															
5/1	UNLV															
5/2	UNLV															
5/3	UNLV															
			35-31	79	8	15	21	3	0	1	9	6	1	11	0-0	6

CAREER STATS

SEASON	GP	GS	AVG.	AB	R	H	2B	3B	HR	RBI	TB	SLG%	BB	SO	HBP	OB%	SF	SH	SB-SA	PO	A	E	FLD%
2024	49	44	.224	116	6	26	4	0	2	17	36	.310	8	25	1	.276	2	1	1-1	33	18	3	.944
2025	35	31	.190	79	8	15	3	0	1	9	21	.266	6	11	1	.253	1	2	0-0	34	51	6	.934
TOTAL	84	75	.210	195	14	41	7	0	3	26	57	.292	14	36	2	.266	3	3	1-1	67	69	9	.938

HIGHLIGHTS

- Named MW Freshman of the Week April 22, 2024
- Started 25 games as the DP, 12 games at third and 7 games at second as a freshman
- Majoring in business administration
- #8 was the first number she wore when she started playing softball at age 6
- Played for the Bombers, the Lady Dukes and Prolific
- Also lettered in basketball in high school

THE 2025 LOBOS



9 Jewels Hanawahine

SO • UTIL • 5-9 • R/R
Waimanalo, Hawai'i (Kamehameha Kapalama)

SEASON BESTS

Hits
Doubles
Triples
Home Runs
RBI
Runs
Walks
Stolen Bases

CAREER BESTS

Hits 1 Texas Tech, 2-28-24
Doubles
Triples
Home Runs
RBI
Runs
Walks
Stolen Bases

STREAKS

	Current	Career Best
Hitting	1	
On-Base	1	

MULTI-HIT GAMES

	2	3	4	5+	TOTAL
2024	-	-	-	-	-
2025	-	-	-	-	-

MULTI-RBI GAMES

	2	3	4	5+	TOTAL
2024	-	-	-	-	-
2025	-	-	-	-	-

2025 GAME-BY-GAME

DATE	OPPONENT	POS	AB	R	H	TB	2B	3B	HR	RBI	BB	HBP	SO	SB-ATT	E
2/6	Texas A&M-CC									-Did Not Play-					
2/6	Sam Houston									-Did Not Play-					
2/7	Houston Christian	*3b	2	0	0	0	0	0	0	0	0	0	2	0-0	0
2/7	Houston									-Did Not Play-					
2/8	Houston Christian									-Did Not Play-					
2/8	Houston	*3b	5	0	0	0	0	0	0	0	0	0	0	0-0	0
2/9	St. John's	*ss	2	0	0	0	0	0	0	0	0	0	1	0-0	0
2/14	Fordham									-Did Not Play-					
2/14	St. Thomas	*3b	2	0	0	0	0	0	0	0	0	0	1	0-0	0
2/15	Texas State									-Did Not Play-					
2/15	St. Thomas	*3b	2	0	0	0	0	0	0	0	0	0	1	0-0	0
2/16	Texas State									-Did Not Play-					
2/21	North Dakota									-Did Not Play-					
2/22	Texas Southern									-Did Not Play-					
2/22	North Dakota	*3b	1	0	0	0	0	0	0	0	0	0	1	0-0	0
2/23	Texas Southern									-Did Not Play-					
2/23	Tarleton State	3b	0	0	0	0	0	0	0	0	0	0	0	0-0	0
2/28	Northwestern State									-Did Not Play-					
2/28	Mississippi State	*2b	1	0	0	0	0	0	0	0	0	1	0	0-0	0
3/1	Alabama State									-Did Not Play-					
3/1	Alabama State									-Did Not Play-					
3/2	Alabama State									-Did Not Play-					
3/6	Saint Joseph's									-Did Not Play-					
3/7	San Diego									-Did Not Play-					
3/7	UPenn	2b	0	0	0	0	0	0	0	0	0	0	0	0-0	0
3/8	Saint Joseph's									-Did Not Play-					
3/11	New Mexico State									-Did Not Play-					
3/14	San José State									-Did Not Play-					
3/15	San José State									-Did Not Play-					
3/16	San José State									-Did Not Play-					
3/21	San Diego State									-Did Not Play-					
3/22	San Diego State									-Did Not Play-					
3/23	San Diego State									-Did Not Play-					
3/25	UC San Diego									-Did Not Play-					
4/2	Utah State									-Did Not Play-					
4/2	Utah State									-Did Not Play-					
4/5	Boise State									-Did Not Play-					
4/6	Boise State	ss	1	0	0	0	0	0	0	0	0	0	0	0-0	0
4/11	Colorado State														
4/12	Colorado State														
4/13	Colorado State														
4/15	UTEP														
4/17	at Fresno State														
4/18	at Fresno State														
4/19	at Fresno State														
4/22	UTEP														
4/25	Nevada														
4/26	Nevada														
4/27	Nevada														
5/1	UNLV														
5/2	UNLV														
5/3	UNLV														
			10-7	16	0	0	0	0	0	0	0	1	6	0-0	0

CAREER STATS

SEASON	GP	GS	AVG.	AB	R	H	2B	3B	HR	RBI	TB	SLG%	BB	SO	HBP	OB%	SF	SH	SB-SA	PO	A	E	FLD%
2024	4	0	.250	4	0	1	0	0	0	0	1	.250	0	3	0	.250	0	0	0-0	0	0	0	.000
2025	10	7	.000	16	0	0	0	0	0	0	0	.000	0	6	1	.059	0	2	0-0	2	17	0	1.000
TOTAL	14	7	.050	20	0	1	0	0	0	0	1	.050	0	9	1	.095	0	2	0-0	2	17	0	1.000

HIGHLIGHTS

- Majoring in business administration
- Played for Firecrackers Rico 18U, Firecrackers Brasher Smith and Firecrackers Hawaii
- Wears #9 because she and her two siblings were all born on the 9th of different months

THE 2025 LOBOS



10 Allie Williams

FR • OF • 5-5 • R/R
Houston, Texas (Episcopal HS)

SEASON BESTS				
Hits	3	3x, last: Utah State, 4-2-25		
Doubles	2	2x, last: Texas Southern, 2-22-25		
Triples				
Home Runs				
RBI	3	2x, last: St. Thomas, 2-14-25		
Runs	2	2x, last: NW St., 2-28-25		
Walks	2	Texas State, 2-16-25		
Stolen Bases				

CAREER BESTS				
Hits	3	3x, last: Utah State, 4-2-25		
Doubles	2	2x, last: Texas Southern, 2-22-25		
Triples				
Home Runs				
RBI	3	2x, last: St. Thomas, 2-14-25		
Runs	2	2x, last: NW St., 2-28-25		
Walks	2	Texas State, 2-16-25		
Stolen Bases				

STREAKS		
	Current	Career Best
Hitting	4	11
On-Base	4	16

MULTI-HIT GAMES					
	2	3	4	5+	TOTAL
2025	8	3			11

MULTI-RBI GAMES					
	2	3	4	5+	TOTAL
2025	2	2			4

2025 GAME-BY-GAME																
DATE	OPPONENT	POS	AB	R	H	TB	2B	3B	HR	RBI	BB	HBP	SO	SB-ATT	E	
2/6	Texas A&M-CC	*dp	3	0	3	5	2	0	0	3	0	0	0	0	0-0	0
2/6	Sam Houston	*dp/rf	3	0	1	1	0	0	0	0	0	0	0	0	0-0	0
2/7	Houston Christian	*rf	2	0	1	1	0	0	0	0	1	0	0	0	0-0	0
2/7	Houston	*rf	4	0	2	2	0	0	0	2	0	0	0	0	0-0	0
2/8	Houston Christian	*rf	4	0	1	1	0	0	0	0	0	0	0	0	0-0	0
2/8	Houston	*rf	4	0	2	2	0	0	0	0	1	0	0	0	0-0	0
2/9	St. John's	*rf	4	0	1	1	0	0	0	0	0	0	0	0	0-0	0
2/14	Fordham	*dp	4	0	2	2	0	0	0	1	0	0	0	0	0-0	0
2/14	St. Thomas	*rf	3	0	3	3	0	0	0	3	0	0	0	0	0-0	0
2/15	Texas State	*dp	3	0	1	1	0	0	0	0	0	0	0	0	0-0	0
2/15	St. Thomas	*rf	3	1	1	1	0	0	0	0	1	0	0	0	0-0	0
2/16	Texas State	*rf	2	0	0	0	0	0	0	0	2	0	1	0	0-0	0
2/21	North Dakota	*rf	3	0	0	0	0	0	0	0	1	0	1	0	0-0	0
2/22	Texas Southern	*rf	3	1	2	4	2	0	0	2	1	0	0	0	0-1	0
2/22	North Dakota	*rf	4	0	1	1	0	0	0	0	0	0	0	0	0-0	0
2/23	Texas Southern	*rf	3	2	1	2	1	0	0	1	1	0	0	0	0-0	0
2/23	Tarleton State	*rf	3	0	0	0	0	0	0	0	0	0	0	0	0-0	1
2/28	Northwestern State	*rf	3	2	2	3	1	0	0	0	0	0	0	0	0-0	0
2/28	Mississippi State	*rf	3	0	1	1	0	0	0	0	0	0	0	0	0-0	0
3/1	Mississippi State	*rf	3	0	1	1	0	0	0	1	1	0	0	0	0-0	0
3/1	Alabama State	*rf	3	0	1	2	1	0	0	0	1	0	0	0	0-0	0
3/2	Alabama State	*rf	3	0	1	1	0	0	0	0	1	0	0	0	0-0	0
3/6	Saint Joseph's	*rf	4	1	2	2	0	0	0	1	0	0	0	0	0-0	2
3/7	San Diego	*rf	3	0	1	1	0	0	0	0	0	0	0	0	0-0	0
3/7	UPenn	*rf	4	0	1	1	0	0	0	0	0	0	0	0	0-0	0
3/8	Saint Joseph's	*rf	3	0	0	0	0	0	0	0	0	0	0	0	0-0	0
3/11	New Mexico State	*rf	4	0	1	1	0	0	0	0	0	0	2	0	0-0	0
3/14	San José State	*rf	2	1	1	1	0	0	0	0	1	0	0	0	0-0	0
3/15	San José State	*rf	4	0	2	2	0	0	0	0	0	0	0	0	0-0	0
3/16	San José State	*rf	2	1	0	0	0	0	0	1	0	1	0	0	0-0	0
3/21	San Diego State	*rf	4	0	1	1	0	0	0	0	0	0	0	0	0-0	0
3/22	San Diego State	*rf	2	0	1	2	1	0	0	0	1	0	0	0	0-0	0
3/23	San Diego State	*rf	3	0	1	1	0	0	0	0	0	0	1	0	0-0	0
3/25	UC San Diego	*lf	4	1	0	0	0	0	0	1	0	0	1	0	0-0	0
4/2	Utah State	*rf	6	0	3	4	1	0	0	1	0	0	0	0	0-0	0
4/2	Utah State	*rf	4	1	2	2	0	0	0	0	0	0	0	0	0-0	0
4/5	Boise State	*rf	3	0	1	1	0	0	0	1	0	0	0	0	0-0	0
4/6	Boise State	*rf	4	0	1	1	0	0	0	1	0	0	0	0	0-0	1
4/11	Colorado State															
4/12	Colorado State															
4/13	Colorado State															
4/15	UTEP															
4/17	at Fresno State															
4/18	at Fresno State															
4/19	at Fresno State															
4/22	UTEP															
4/25	Nevada															
4/26	Nevada															
4/27	Nevada															
5/1	UNLV															
5/2	UNLV															
5/3	UNLV															
			38-38	126	11	46	55	9	0	0	19	13	1	6	0-1	4

CAREER STATS																
SEASON	GP	GS	AVG.	AB	R	H	2B	3B	HR	RBI	TB	SLG%	BB	SO	HBP	OB%
2025	38	38	.365	126	11	46	9	0	0	19	55	.437	13	6	1	.423
TOTAL	38	38	.365	126	11	46	9	0	0	19	55	.437	13	6	1	.423

- Third on the team in batting average, total bases and on-base %. Leads the team in hits and tied for second in doubles.
- Has reached base in all 10 MW games with a hit in last 7.
- Tied for 6th in the MW in hits
- Has reached base in 35 games and had a hit in first 11 games and 32 games to date
- Majoring in business administration
- Named to the Houston Chronicle All Private School Team and to the VYPE Sports All Private School Team in both 2022 and 2023
- Was the VYPE Private School Player of the Year in 2023 and 2024
- Third member in her immediate family to play a collegiate sport, joining her mother who played basketball at Howard and her father who played football at Howard

THE 2025 LOBOS



11 Adelaide Haack

FR • UTIL • 5-7 • R/R
Oklahoma City, Okla. (Westmoore HS)

SEASON BESTS	
Hits	
Doubles	
Triples	
Home Runs	
RBI	
Runs	
Walks	
Stolen Bases	

CAREER BESTS	
Hits	
Doubles	
Triples	
Home Runs	
RBI	
Runs	
Walks	
Stolen Bases	

STREAKS	
	Current Career Best
Hitting	
On-Base	

MULTI-HIT GAMES	
	2 3 4 5+ TOTAL
2025	


MULTI-RBI GAMES	
	2 3 4 5+ TOTAL
2025	

2025 GAME-BY-GAME																		
DATE	OPPONENT	POS	AB	R	H	TB	2B	3B	HR	RBI	BB	HBP	SO	SB-ATT	E			
2/6	Texas A&M-CC									-Did Not Play-								
2/6	Sam Houston									-Did Not Play-								
2/7	Houston Christian									-Did Not Play-								
2/7	Houston									-Did Not Play-								
2/8	Houston Christian									-Did Not Play-								
2/8	Houston	pr	0	0	0	0	0	0	0	0	0	0	0	0-0	0			
2/9	St. John's									-Did Not Play-								
2/14	Fordham									-Did Not Play-								
2/14	St. Thomas									-Did Not Play-								
2/15	Texas State									-Did Not Play-								
2/15	St. Thomas									-Did Not Play-								
2/16	Texas State									-Did Not Play-								
2/21	North Dakota									-Did Not Play-								
2/22	Texas Southern									-Did Not Play-								
2/22	North Dakota									-Did Not Play-								
2/23	Texas Southern									-Did Not Play-								
2/23	Tarleton State	pr	0	0	0	0	0	0	0	0	0	0	0	0-0	0			
2/28	Northwestern State									-Did Not Play-								
2/28	Mississippi State									-Did Not Play-								
3/1	Mississippi State									-Did Not Play-								
3/1	Alabama State									-Did Not Play-								
3/2	Alabama State									-Did Not Play-								
3/6	Saint Joseph's									-Did Not Play-								
3/7	San Diego									-Did Not Play-								
3/7	UPenn									-Did Not Play-								
3/8	Saint Joseph's									-Did Not Play-								
3/11	New Mexico State									-Did Not Play-								
3/14	San José State									-Did Not Play-								
3/15	San José State									-Did Not Play-								
3/16	San José State									-Did Not Play-								
3/21	San Diego State									-Did Not Play-								
3/22	San Diego State									-Did Not Play-								
3/23	San Diego State									-Did Not Play-								
3/25	UC San Diego									-Did Not Play-								
4/2	Utah State									-Did Not Play-								
4/2	Utah State									-Did Not Play-								
4/5	Boise State									-Did Not Play-								
4/6	Boise State	pr	0	0	0	0	0	0	0	0	0	0	0	0-0	0			
4/11	Colorado State																	
4/12	Colorado State																	
4/15	UTEP																	
4/13	Colorado State																	
4/17	at Fresno State																	
4/18	at Fresno State																	
4/19	at Fresno State																	
4/22	UTEP																	
4/25	Nevada																	
4/26	Nevada																	
4/27	Nevada																	
5/1	UNLV																	
5/2	UNLV																	
5/3	UNLV																	
			3-0	0	0	0	0	0	0	0	0	0	0	0	0-0	0		

CAREER STATS																			
SEASON	GP	GS	AVG.	AB	R	H	2B	3B	HR	RBI	TB	SLG%	BB	SO	HBP	OB%	SF	SH	SB-SA
2025	3	0	.000	0	0	0	0	0	0	0	0	.000	0	0	0	.000	0	0	0-0
TOTAL	3	0	.000	0	0	0	0	0	0	0	0	.000	0	0	0	.000	0	0	0-0

- HIGHLIGHTS
- Majoring in business administration
 - Won a district championship in 2021
 - Named all-state, all-region and all-district in 2023 and All-COAC Honorable Mention in 2023, 2022 and 2021
 - Also lettered in track and field

THE 2025 LOBOS



12

Alina Ortiz

SO • P • 5-6 • R/R

Corona, Calif. (Centennial HS)

SEASON BESTS

IP (high)

H (low)

R (low)

ER (low)

BB (low)

SO (high)

BF (high)

NP (high)

CAREER BESTS (MIN. 3.0 IP)

IP (high)

H (low)

R (low)

ER (low)

BB (low)

SO (high)

BF (high)

NP (high)

PITCHING SUPERLATIVES (MIN. 4.0 IP)

Season

Career

5+ K

10+ K

1 R or Less

Shutout

2025 GAME-BY-GAME																
DATE	OPPONENT	W-L	ERA	CG	IP	H	R	ER	BB	SO	2B	3B	HR	BF	HBP	
2/6	Texas A&M-CC							-Did Not Play-								
2/6	Sam Houston							-Did Not Play-								
2/7	Houston Christian							-Did Not Play-								
2/7	Houston							-Did Not Play-								
2/8	Houston Christian							-Did Not Play-								
2/8	Houston							-Did Not Play-								
2/9	St. John's							-Did Not Play-								
2/14	Fordham							-Did Not Play-								
2/14	St. Thomas							-Did Not Play-								
2/15	Texas State							-Did Not Play-								
2/15	St. Thomas							-Did Not Play-								
2/16	Texas State							-Did Not Play-								
2/21	North Dakota							-Did Not Play-								
2/22	Texas Southern							-Did Not Play-								
2/22	North Dakota							-Did Not Play-								
2/23	Texas Southern							-Did Not Play-								
2/23	Tarleton State							-Did Not Play-								
2/28	Northwestern State							-Did Not Play-								
2/28	Mississippi State							-Did Not Play-								
3/1	Mississippi State							-Did Not Play-								
3/1	Alabama State							-Did Not Play-								
3/2	Alabama State							-Did Not Play-								
3/6	Saint Joseph's							-Did Not Play-								
3/7	San Diego							-Did Not Play-								
3/7	UPenn							-Did Not Play-								
3/8	Saint Joseph's							-Did Not Play-								
3/11	New Mexico State							-Did Not Play-								
3/14	San José State							-Did Not Play-								
3/15	San José State							-Did Not Play-								
3/16	San José State							-Did Not Play-								
3/21	San Diego State							-Did Not Play-								
3/22	San Diego State							-Did Not Play-								
3/23	San Diego State							-Did Not Play-								
3/25	UC San Diego							-Did Not Play-								
4/2	Utah State							-Did Not Play-								
4/2	Utah State							-Did Not Play-								
4/5	Boise State							-Did Not Play-								
4/6	Boise State							-Did Not Play-								
4/11	Colorado State							-Did Not Play-								
4/12	Colorado State							-Did Not Play-								
4/13	Colorado State							-Did Not Play-								
4/15	UTEP							-Did Not Play-								
4/17	at Fresno State							-Did Not Play-								
4/18	at Fresno State							-Did Not Play-								
4/19	at Fresno State							-Did Not Play-								
4/22	UTEP							-Did Not Play-								
4/25	Nevada							-Did Not Play-								
4/26	Nevada							-Did Not Play-								
4/27	Nevada							-Did Not Play-								
5/1	UNLV							-Did Not Play-								
5/2	UNLV							-Did Not Play-								
5/3	UNLV							-Did Not Play-								

CAREER STATS																
SEASON	GS	APP	CG	W-L	ERA	SHO	SV	IP	H	R	ER	BB	SO	2B	3B	HR
2024																
TOTAL																

- HIGHLIGHTS
- Majoring in nursing.
 - Named a MW Scholar-Athlete

THE 2025 LOBOS



13 Mya Pacheco

FR • INF • 5-3 • R/R

Rio Rancho, N.M. (V. Sue Cleveland HS)

SEASON BESTS

Hits	3	St. Thomas, 2-14-25
Doubles		
Triples		
Home Runs		
RBI	2	St. Thomas, 2-14-25
Runs	1	Texas State, 2-16-25
Walks	1	Texas State, 2-15-25
Stolen Bases		

CAREER BESTS

Hits	3	St. Thomas, 2-14-25
Doubles		
Triples		
Home Runs		
RBI	2	St. Thomas, 2-14-25
Runs	1	Texas State, 2-16-25
Walks	1	Texas State, 2-15-25
Stolen Bases		

STREAKS

	Current	Career Best
Hitting		1
On-Base		3

MULTI-HIT GAMES

	2	3	4	5+	TOTAL
2025		1			1

MULTI-RBI GAMES

	2	3	4	5+	TOTAL
2025	1				1

2025 GAME-BY-GAME

DATE	OPPONENT	POS	AB	R	H	TB	2B	3B	HR	RBI	BB	HBP	SO	SB-ATT	E
2/6	Texas A&M-CC									-Did Not Play-					
2/6	Sam Houston									-Did Not Play-					
2/7	Houston Christian									-Did Not Play-					
2/7	Houston									-Did Not Play-					
2/8	Houston Christian									-Did Not Play-					
2/8	Houston									-Did Not Play-					
2/9	St. John's									-Did Not Play-					
2/14	Fordham	2b	0	0	0	0	0	0	0	0	0	0	0	0-0	0
2/14	St. Thomas	*2b	4	0	3	3	0	0	0	2	0	0	0	0-0	0
2/15	Texas State	*2b	1	0	0	0	0	0	0	0	1	0	1	0-0	0
2/15	St. Thomas	ph/dp	2	0	1	1	0	0	0	1	0	0	0	0-0	0
2/16	Texas State	*dp/2b	4	1	0	0	0	0	0	0	0	0	1	0-0	0
2/21	North Dakota	ph	1	0	0	0	0	0	0	0	0	0	1	0-0	0
2/22	Texas Southern									-Did Not Play-					
2/22	North Dakota									-Did Not Play-					
2/23	Texas Southern									-Did Not Play-					
2/23	Tarleton State									-Did Not Play-					
2/28	Northwestern State									-Did Not Play-					
2/28	Mississippi State									-Did Not Play-					
3/1	Mississippi State									-Did Not Play-					
3/1	Alabama State									-Did Not Play-					
3/2	Alabama State									-Did Not Play-					
3/6	Saint Joseph's									-Did Not Play-					
3/7	San Diego									-Did Not Play-					
3/7	UPenn									-Did Not Play-					
3/8	Saint Joseph's									-Did Not Play-					
3/11	New Mexico State									-Did Not Play-					
3/14	San José State									-Did Not Play-					
3/15	San José State									-Did Not Play-					
3/16	San José State									-Did Not Play-					
3/21	San Diego State									-Did Not Play-					
3/22	San Diego State									-Did Not Play-					
3/23	San Diego State									-Did Not Play-					
3/25	UC San Diego									-Did Not Play-					
4/2	Utah State									-Did Not Play-					
4/2	Utah State									-Did Not Play-					
4/5	Boise State									-Did Not Play-					
4/6	Boise State									-Did Not Play-					
4/11	Colorado State									-Did Not Play-					
4/12	Colorado State									-Did Not Play-					
4/13	Colorado State									-Did Not Play-					
4/15	UTEP									-Did Not Play-					
4/17	at Fresno State									-Did Not Play-					
4/18	at Fresno State									-Did Not Play-					
4/19	at Fresno State									-Did Not Play-					
4/22	UTEP									-Did Not Play-					
4/25	Nevada									-Did Not Play-					
4/26	Nevada									-Did Not Play-					
4/27	Nevada									-Did Not Play-					
5/1	UNLV									-Did Not Play-					
5/2	UNLV									-Did Not Play-					
5/3	UNLV									-Did Not Play-					
		3	12	1	4	4	0	0	0	3	1	0	3	0-0	0

CAREER STATS

SEASON	GP	GS	AVG.	AB	R	H	2B	3B	HR	RBI	TB	SLG%	BB	SO	HBP	OB%	SF	SH	SB-SA	PO	A	E	FLD%
2025	6	3	.333	12	1	4	0	0	0	3	4	.333	1	3	0	.385	0	0	0-0	1	3	0	1.000
TOTAL	6	3	.333	12	1	4	0	0	0	3	4	.333	1	3	0	.385	0	0	0-0	1	3	0	1.000

HIGHLIGHTS

- Majoring in electrical engineering
- Named the District 1-5A Offensive Player of the Year in 2022, District 1-5A First Team All-District, 5A Metro First Team and 5A all-state first team in 2022

THE 2025 LOBOS



16 Brooke Umali

SO • P • 5-3 • L/L

Burlingame, Calif. (Aragon HS)

SEASON BESTS

IP (high)	2.0	Boise State, 4-6-25
H (low)	1	2x, last: San José State, 3-14-25
R (low)	0	Texas Southern, 2-23-25
ER (low)	0	Texas Southern, 2-23-25
BB (low)	0	2x, last: Boise State, 4-6-25
SO (high)	1	Boise State, 4-6-25
BF (high)	10	Boise State, 4-6-25
NP (high)	33	Boise State, 4-6-25

CAREER BESTS (MIN. 3.0 IP)

IP (high)	5.0	San Diego State, 4-3-24
H (low)	1	Boise State, 4-28-24
R (low)	1	2x, last: Boise State, 4-28-24
ER (low)	0	Boise State, 4-28-24
BB (low)	1	2x, last: Montana, 3-1-24
SO (high)	3	Boise State, 4-28-24
BF (high)	20	San Diego State, 4-3-24
NP (high)	73	San Diego State, 4-3-24

PITCHING SUPERLATIVES (MIN. 4.0 IP)

	Season	Career
5+ K		
10+ K		1
1 R or Less		
Shutout		

2025 GAME-BY-GAME

DATE	OPPONENT	W-L	ERA	CG	IP	H	R	ER	BB	SO	2B	3B	HR	BF	HBP
2/6	Texas A&M-CC							-Did Not Play-							
2/6	Sam Houston							-Did Not Play-							
2/7	Houston Christian							-Did Not Play-							
2/7	Houston	0-0	0.00	0	0.0	1	0	0	1	0	0	0	0	3	1
2/8	Houston Christian							-Did Not Play-							
2/8	Houston							-Did Not Play-							
2/9	St. John's							-Did Not Play-							
2/14	Fordham							-Did Not Play-							
2/14	St. Thomas	0-0	0.00	0	0.0	2	0	0	0	0	1	0	0	2	0
2/15	Texas State							-Did Not Play-							
2/15	St. Thomas							-Did Not Play-							
2/16	Texas State							-Did Not Play-							
2/21	North Dakota							-Did Not Play-							
2/22	Texas Southern							-Did Not Play-							
2/22	North Dakota							-Did Not Play-							
2/23	Texas Southern	0-0	0.00	0	0.1	3	0	0	0	0	0	0	0	4	0
2/23	Tarleton State							-Did Not Play-							
2/28	Northwestern State							-Did Not Play-							
2/28	Mississippi State							-Did Not Play-							
3/1	Mississippi State							-Did Not Play-							
3/1	Alabama State							-Did Not Play-							
3/2	Alabama State							-Did Not Play-							
3/6	Saint Joseph's							-Did Not Play-							
3/7	San Diego							-Did Not Play-							
3/7	UPenn							-Did Not Play-							
3/8	Saint Joseph's							-Did Not Play-							
3/11	New Mexico State							-Did Not Play-							
3/14	San José State	0-0	10.50	0	0.2	1	1	1	2	0	0	0	0	6	1
3/15	San José State							-Did Not Play-							
3/16	San José State							-Did Not Play-							
3/21	San Diego State							-Did Not Play-							
3/22	San Diego State							-Did Not Play-							
3/23	San Diego State							-Did Not Play-							
3/25	UC San Diego							-Did Not Play-							
4/2	Utah State							-Did Not Play-							
4/2	Utah State							-Did Not Play-							
4/5	Boise State							-Did Not Play-							
4/6	Boise State	0-1	7.00	0	2.0	3	3	2	0	1	1	1	0	10	0
4/11	Colorado State														
4/12	Colorado State														
4/13	Colorado State														
4/15	UTEP														
4/17	at Fresno State														
4/18	at Fresno State														
4/19	at Fresno State														
4/22	UTEP														
4/25	Nevada														
4/26	Nevada														
4/27	Nevada														
5/1	UNLV														
5/2	UNLV														
5/3	UNLV														
		0-1	7.00	0	3.0	10	4	3	3	1	2	1	0	25	2

CAREER STATS

SEASON	GS	APP	CG	W-L	ERA	SHO	SV	IP	H	R	ER	BB	SO	2B	3B	HR	BF	NP-STK	WP	HBP	PO	A	E	FLD%
2024	4	19	0	0-0	6.28	0	0	29.0	37	29	26	13	14	5	3	10	137	523-304	1	1	1	7	0	1.000
2025	1	5	0	0-1	7.00	0	0	3.0	10	4	3	3	1	2	1	0	25	92-47	1	2	0	1	0	1.000
TOTAL	5	24	0	0-1	6.34	0	0	32.0	47	33	29	16	15	7	4	10	162	615-351	2	3	1	8	0	1.000

HIGHLIGHTS

- First collegiate start was against Montana last season
- 7 games with a strikeout, 6 games with multiple strikeouts last season
- Pitched a scoreless 2.2 innings against UConn on March 8, not allowing a hit or walk and striking out 2
- Majoring in business administration
- Played for Warrior Academy
- Wore 16 since she started playing softball at age 7

THE 2025 LOBOS



18 Grace Rana

JR • C • 5-6 • R/R

Queen Creek, Ariz. (Queen Creek HS)

SEASON BESTS

Hits	1	St. Joseph's, 3-6-25
Doubles		
Triples		
Home Runs		
RBI	1	Northwestern State, 2-28-25
Runs	1	7x, last: Utah State, 4-2-25
Walks		
Stolen Bases		

CAREER BESTS

Hits	1	2x, last: St. Joseph's, 3-6-25
Doubles		
Triples		
Home Runs		
RBI	1	2x, last: NW State, 2-28-25
Runs	1	14x, last: Utah State, 4-2-25
Walks	1	Marist, 2-18-24
Stolen Bases	1	Oregon State, 2-11-23

STREAKS

	Current	Career Best
Hitting		1
On-Base		2

MULTI-HIT GAMES

	2	3	4	5+	TOTAL
2023	-	-	-	-	0
2024	-	-	-	-	0
2025					

MULTI-RBI GAMES

	2	3	4	5+	TOTAL
2023	-	-	-	-	0
2024	-	-	-	-	0
2025					

2025 GAME-BY-GAME

DATE	OPPONENT	POS	AB	R	H	TB	2B	3B	HR	RBI	BB	HBP	SO	SB-ATT	E
2/6	Texas A&M-CC						-Did Not Play-								
2/6	Sam Houston						-Did Not Play-								
2/7	Houston Christian						-Did Not Play-								
2/7	Houston						-Did Not Play-								
2/8	Houston Christian	ph	1	0	0	0	0	0	0	0	0	0	0	0-0	0
2/8	Houston						-Did Not Play-								
2/9	St. John's						-Did Not Play-								
2/14	Fordham						-Did Not Play-								
2/14	St. Thomas	ph	1	0	0	0	0	0	0	0	0	0	0	0-0	0
2/15	Texas State						-Did Not Play-								
2/15	St. Thomas						-Did Not Play-								
2/16	Texas State						-Did Not Play-								
2/21	North Dakota						-Did Not Play-								
2/22	Texas Southern	c	0	0	0	0	0	0	0	0	0	0	0	0-0	0
2/22	North Dakota						-Did Not Play-								
2/23	Texas Southern						-Did Not Play-								
2/23	Tarleton State						-Did Not Play-								
2/28	Northwestern State	ph/c	0	0	0	0	0	0	0	1	0	0	0	0-0	0
2/28	Mississippi State						-Did Not Play-								
3/1	Mississippi State						-Did Not Play-								
3/1	Alabama State	pr/c	0	0	0	0	0	0	0	0	0	0	0	0-0	0
3/2	Alabama State	pr/c	0	1	0	0	0	0	0	0	0	0	0	0-0	0
3/6	Saint Joseph's	pr/c	2	1	1	1	0	0	0	0	0	0	0	0-0	0
3/7	San Diego	pr/c	1	1	0	0	0	0	0	0	0	0	0	0-0	0
3/7	UPenn						-Did Not Play-								
3/8	Saint Joseph's	pr/c	0	1	0	0	0	0	0	0	0	0	0	0-0	0
3/11	New Mexico State						-Did Not Play-								
3/14	San José State	pr/c	0	1	0	0	0	0	0	0	0	0	0	0-0	0
3/15	San José State						-Did Not Play-								
3/16	San José State	pr/c	0	1	0	0	0	0	0	0	0	0	0	0-0	0
3/21	San Diego State						-Did Not Play-								
3/22	San Diego State	pr/c	0	0	0	0	0	0	0	0	0	0	0	0-0	0
3/23	San Diego State	c	0	0	0	0	0	0	0	0	0	0	0	0-0	0
3/25	UC San Diego	pr/c	0	0	0	0	0	0	0	0	0	0	0	0-0	0
4/2	Utah State	pr/c	0	1	0	0	0	0	0	0	0	0	0	0-0	0
4/2	Utah State	pr/c	0	0	0	0	0	0	0	0	0	0	0	0-0	0
4/5	Boise State	pr	0	0	0	0	0	0	0	0	0	0	0	0-0	0
4/6	Boise State	pr/c	0	0	0	0	0	0	0	0	0	0	0	0-0	0
4/11	Colorado State														
4/12	Colorado State														
4/13	Colorado State														
4/15	UTEP														
4/17	at Fresno State														
4/18	at Fresno State														
4/19	at Fresno State														
4/22	UTEP														
4/25	Nevada														
4/26	Nevada														
4/27	Nevada														
5/1	UNLV														
5/2	UNLV														
5/3	UNLV														
		18-0	5	7	1	1	0	0	0	1	0	0	0	0-0	0

CAREER STATS

SEASON	GP	GS	AVG.	AB	R	H	2B	3B	HR	RBI	TB	SLG%	BB	SO	HBP	OB%	SF	SH	SB-SA	PO	A	E	FLD%
2023	20	0	.000	1	6	0	0	0	0	0	0	.000	0	0	0	.000	0	0	1-1	0	0	0	.000
2024	12	6	.100	10	1	1	0	0	0	1	1	.100	1	2	1	.250	0	1	0-0	16	0	2	.889
2025	18	0	.200	5	7	1	0	0	0	1	1	.200	0	0	0	.167	1	0	0-0	18	2	0	1.000
TOTAL	50	6	.125	16	14	2	0	0	0	2	2	.125	1	2	1	.211	1	1	1-1	34	2	2	.946

HIGHLIGHTS

- Member of the Leadership Council
- Psychology major
- Started 5 games at catcher, 1 as DP last season
- First career hit came against ACU on Feb. 18, 2024
- Appeared in 20 games, primarily as a pinch runner as a freshman
- Made first career start and recorded first career hit and RBI against Marist on Feb. 16
- At-bat freshman season came against Boise State on April 7, 2023
- Named to the All-Region Second Team in 2019
- Played for the AZ Hotshots- Delsante

THE 2025 LOBOS



20 Emma Bramson

SR • INF • 5-7 • R/R
Valencia, Calif. (Valencia HS)

SEASON BESTS

Hits	2	Mississippi State, 3-1-25
Doubles	1	3x, last: Boise State, 4-6-25
Triples		
Home Runs		
RBI	1	3x, last: UCSD, 3-25-25
Runs	1	10x, last: Boise State, 4-6-25
Walks	1	8x, last: San José State, 3-16-25
Stolen Bases	1	North Dakota, 2-21-25

CAREER BESTS

Hits	4	Utah State, 3-19-23
Doubles	2	Utah State, 3-19-23
Triples	1	McNeese, 2-9-24
Home Runs	2	UC Santa Barbara, 3-3-22
RBI	5	UC Santa Barbara, 3-3-22
Runs	4	Utah State, 3-19-23
Walks	3	2x, last: Utah State, 3-17-23
Stolen Bases	2	Marist, 2-16-24

STREAKS

	Current	Career Best
Hitting	3	8
On-Base	3	8

MULTI-HIT GAMES

	2	3	4	5+	TOTAL
2022	9	1	-	-	10
2023	5	1	1	-	7
2024	4	-	-	-	4
2025	1				1

MULTI-RBI GAMES

	2	3	4	5+	TOTAL
2022	3	-	-	1	4
2023	1	-	-	-	1
2024	2	-	-	-	2
2025					

2025 GAME-BY-GAME

DATE	OPPONENT	POS	AB	R	H	TB	2B	3B	HR	RBI	BB	HBP	SO	SB-ATT	E	
2/6	Texas A&M-CC	*ss	2	1	1	1	0	0	0	0	1	0	0	0-0	1	
2/6	Sam Houston	*ss	2	0	0	0	0	0	0	0	1	0	0	0-0	0	
2/7	Houston Christian	*ss	3	0	0	0	0	0	0	0	0	0	0	0-0	0	
2/7	Houston	*ss	2	1	0	0	0	0	0	0	0	0	0	0-0	1	
2/8	Houston Christian	*ss	1	0	0	0	0	0	0	0	0	0	0	0-0	0	
2/8	Houston	*ss	4	0	0	0	0	0	0	0	0	0	0	0-0	0	
2/9	St. John's	*3b	0	0	0	0	0	0	0	0	0	0	0	0-0	1	
2/14	Fordham	*ss	2	0	0	0	0	0	0	0	1	0	0	0-0	0	
2/14	St. Thomas	*1b	3	0	0	0	0	0	0	0	0	0	2	0-0	0	
2/15	Texas State	*3b	3	0	0	0	0	0	0	0	0	0	0	0-0	0	
2/15	St. Thomas	*1b	2	0	0	0	0	0	0	1	0	1	0	0-0	0	
2/16	Texas State	*3b	3	0	0	0	0	0	0	0	0	0	0	0-0	0	
2/21	North Dakota	pr/lb	1	1	0	0	0	0	0	0	0	0	0	1-1	0	
2/22	Texas Southern	pr/lb	1	0	0	0	0	0	0	0	0	0	0	0-0	0	
2/22	North Dakota	pr/3b	1	1	0	0	0	0	0	0	0	0	0	0-0	0	
2/23	Texas Southern	pr/lb	1	0	0	0	0	0	0	0	0	0	0	0-0	0	
2/23	Tarleton State	pr/lb	1	0	0	0	0	0	0	0	0	0	0	0-0	0	
2/28	Northwestern State	pr/lb	1	1	0	0	0	0	0	0	0	0	0	0-0	0	
2/28	Mississippi State	3b	1	0	0	0	0	0	0	0	1	0	0	0-0	0	
3/1	Mississippi State	*3b	3	1	2	2	0	0	0	0	0	0	1	0-0	0	
3/1	Alabama State	*2b/3b	1	0	0	0	0	0	0	0	0	1	0	0-0	0	
3/2	Alabama State	*2b	3	1	1	1	0	0	0	1	0	0	0	0-0	0	
3/6	Saint Joseph's	*3b	3	0	1	2	1	0	0	0	0	0	0	0-0	0	
3/7	San Diego	*3b	2	0	0	0	0	0	0	0	0	0	0	0-0	0	
3/7	UPenn	*3b	2	0	0	0	0	0	0	0	1	0	0	0-0	0	
3/8	Saint Joseph's	*3b	2	1	0	0	0	0	0	0	0	0	1	0-0	0	
3/11	New Mexico State	*3b	2	0	0	0	0	0	0	0	0	0	1	0-0	0	
3/14	San José State	*3b	1	0	0	0	0	0	0	0	1	0	0	0-0	0	
3/15	San José State	*2b	2	0	1	2	1	0	0	0	1	0	0	0-0	0	
3/16	San José State	*2b	1	1	0	0	0	0	0	0	1	0	0	0-0	1	
3/21	San Diego State	*2b	2	0	1	1	0	0	0	0	0	0	0	0-0	0	
3/22	San Diego State	*2b	3	0	0	0	0	0	0	0	0	0	0	0-0	0	
3/23	San Diego State	*2b	2	0	1	1	0	0	0	0	0	0	0	0-0	0	
3/25	UC San Diego	*ss/2b	4	0	1	1	0	0	0	1	0	0	0	0-0	0	
4/2	Utah State	*2b	4	0	0	0	0	0	0	0	0	0	0	0-0	0	
4/2	Utah State	*2b/ss	2	0	1	1	0	0	0	0	0	0	0	0-0	0	
4/5	Boise State	*2b	3	1	1	1	0	0	0	0	0	0	1	0-0	0	
4/6	Boise State	*2b	3	0	1	2	1	0	0	0	0	0	0	0-0	0	
4/11	Colorado State															
4/12	Colorado State															
4/13	Colorado State															
4/15	UTEP															
4/17	at Fresno State															
4/18	at Fresno State															
4/19	at Fresno State															
4/22	UTEP															
4/25	Nevada															
4/26	Nevada															
4/27	Nevada															
5/1	UNLV															
5/2	UNLV															
5/3	UNLV															
			38-31	76	10	12	15	3	0	0	3	8	2	6	1-1	4

CAREER STATS

SEASON	GP	GS	AVG.	AB	R	H	2B	3B	HR	RBI	TB	SLG%	BB	SO	HBP	OB%	SF	SH	SB-SA	PO	A	E	FLD%
2022	46	46	.245	139	24	34	4	0	6	23	56	.403	11	20	1	.301	2	1	0-0	45	69	9	.926
2023	44	44	.314	121	18	38	5	0	1	11	46	.380	8	16	2	.361	2	2	2-2	41	67	9	.923
2024	54	54	.219	151	16	33	2	1	0	11	37	.245	5	11	4	.258	3	4	6-6	265	7	5	.982
2025	38	31	.158	76	10	12	3	0	0	3	15	.197	8	6	2	.256	0	4	1-1	63	43	4	.964
TOTAL	182	175	.240	487	68	117	14	1	7	48	154	.316	32	53	9	.295	7	11	9-9	414	186	27	.957

HIGHLIGHTS

- Member of the Leadership Council
- Named MW Freshman of the Week on Feb. 22, 2022
- Has played 6 different positions during her career: 78 starts at third, 41 games at first, 29 at shortstop, eight as the DP, 14 at second and 3 in right field
- Has started 11 at second, 10 games at third, eight at shortstop, two at first this season
- Started 39 games at first, 4 at third, 3 in right and 8 as the DP last season
- Started in 44 games, 39 games at third and 5 games at second as a sophomore
- Played 25 games at third base and 21 games at shortstop as a freshman
- Career-high 9 total bases against UC Santa Barbara on March 3, 2022
- Had a 7 game streak of reaching base (Feb. 9 to Feb. 16) and a 6-game hitting streak (Feb. 9 to Feb. 14) last season
- Majoring in sociology with a psychology minor

THE 2025 LOBOS



21 Taylor Morgan

JR • OF • 5-6 • R/R
Gallup, N.M. (Trinidad State College)

SEASON BESTS	
Hits	
Doubles	
Triples	
Home Runs	
RBI	
Runs	
Walks	
Stolen Bases	

CAREER BESTS	
Hits	
Doubles	
Triples	
Home Runs	
RBI	
Runs	
Walks	
Stolen Bases	

STREAKS	
	Current Career Best
Hitting	
On-Base	

MULTI-HIT GAMES					
	2	3	4	5+	TOTAL
2024	-	-	-	-	-
2025					

MULTI-RBI GAMES					
	2	3	4	5+	TOTAL
2024	-	-	-	-	-
2025					

2025 GAME-BY-GAME																
DATE	OPPONENT	POS	AB	R	H	TB	2B	3B	HR	RBI	BB	HBP	SO	SB-ATT	E	
2/6	Texas A&M-CC									-Did Not Play-						
2/6	Sam Houston									-Did Not Play-						
2/7	Houston Christian									-Did Not Play-						
2/7	Houston									-Did Not Play-						
2/8	Houston Christian									-Did Not Play-						
2/8	Houston									-Did Not Play-						
2/9	St. John's									-Did Not Play-						
2/14	Fordham									-Did Not Play-						
2/14	St. Thomas									-Did Not Play-						
2/15	Texas State									-Did Not Play-						
2/15	St. Thomas									-Did Not Play-						
2/16	Texas State									-Did Not Play-						
2/21	North Dakota									-Did Not Play-						
2/22	Texas Southern									-Did Not Play-						
2/22	North Dakota									-Did Not Play-						
2/23	Texas Southern									-Did Not Play-						
2/23	Tarleton State									-Did Not Play-						
2/28	Northwestern State									-Did Not Play-						
2/28	Mississippi State									-Did Not Play-						
3/1	Mississippi State									-Did Not Play-						
3/1	Alabama State									-Did Not Play-						
3/2	Alabama State									-Did Not Play-						
3/6	Saint Joseph's									-Did Not Play-						
3/7	San Diego									-Did Not Play-						
3/7	UPenn									-Did Not Play-						
3/8	Saint Joseph's									-Did Not Play-						
3/11	New Mexico State									-Did Not Play-						
3/14	San José State									-Did Not Play-						
3/15	San José State									-Did Not Play-						
3/16	San José State									-Did Not Play-						
3/21	San Diego State									-Did Not Play-						
3/22	San Diego State									-Did Not Play-						
3/23	San Diego State									-Did Not Play-						
3/25	UC San Diego									-Did Not Play-						
4/2	Utah State									-Did Not Play-						
4/2	Utah State									-Did Not Play-						
4/5	Boise State									-Did Not Play-						
4/6	Boise State									-Did Not Play-						
4/11	Colorado State									-Did Not Play-						
4/12	Colorado State									-Did Not Play-						
4/13	Colorado State									-Did Not Play-						
4/15	UTEP									-Did Not Play-						
4/17	at Fresno State									-Did Not Play-						
4/18	at Fresno State									-Did Not Play-						
4/19	at Fresno State									-Did Not Play-						
4/22	UTEP									-Did Not Play-						
4/25	Nevada									-Did Not Play-						
4/26	Nevada									-Did Not Play-						
4/27	Nevada									-Did Not Play-						
5/1	UNLV									-Did Not Play-						
5/2	UNLV									-Did Not Play-						
5/3	UNLV									-Did Not Play-						

CAREER STATS																			
SEASON	GP	GS	AVG.	AB	R	H	2B	3B	HR	RBI	TB	SLG%	BB	SO	HBP	OB%	SF	SH	SB-SA
2024																			
TOTAL																			

- HIGHLIGHTS
- Named an Easton/NFCA All-America Scholar-Athlete and a MW Scholar-Athlete in 2024
 - New Mexico 4A State champions in 2022 and a New Mexico 4A State runner-up in 2021
 - Majoring in liberal arts and integrative studies

THE 2025 LOBOS



23 McKenna Guest

SO • P • 5-6 • R/R
Pattonville, Texas (Prairiland HS)

SEASON BESTS

IP (high)	7.0	5x, last: UCSD, 3-25-25
H (low)	0	2x, last: Texas Southern, 2-23-25
R (low)	0	7x, last: UCSD, 3-25-25
ER (low)	0	8x, last: UCSD, 3-25-25
BB (low)	0	3x, last: UCSD, 3-25-25
SO (high)	10	Northwestern State, 2-28-25
BF (high)	35	San José State, 3-16-25
NP (high)	142	Penn, 3-7-25

CAREER BESTS (MIN. 3.0 IP)

IP (high)	8.0	UNLV, 3-23-24
H (low)	0	2x, last: Texas Southern, 2-23-25
R (low)	0	9x, last: UCSD, 3-25-25
ER (low)	0	10x, last: UCSD, 3-25-25
BB (low)	0	7x, last: UCSD, 3-25-25
SO (high)	10	Northwestern State, 2-28-25
BF (high)	36	UNLV, 3-23-24
NP (high)	148	UNLV, 3-23-24

PITCHING SUPERLATIVES (MIN. 4.0 IP)

	Season	Career
5+ K	10	15
10+ K	1	1
1 R or Less	7	12
Shutout	4/1	4/1

2025 GAME-BY-GAME

DATE	OPPONENT	W-L	ERA	CG	IP	H	R	ER	BB	SO	2B	3B	HR	BF	HBP
2/6	Texas A&M-CC	1-0	0.00	1	5.0	1	0	0	2	3	0	0	0	19	0
2/6	Sam Houston							-Did Not Play-							
2/7	Houston Christian	1-0	0.0	1	7.0	4	0	0	2	4	0	0	0	26	0
2/7	Houston							-Did Not Play-							
2/8	Houston Christian							-Did Not Play-							
2/8	Houston	0-0	2.33	0	6.0	7	3	2	2	3	0	1	0	26	0
2/9	St. John's	0-0	14.00	0	1.0	3	2	2	1	0	1	0	1	6	0
2/14	Fordham	0-1	5.25	0	4.0	5	4	3	2	7	1	0	0	22	3
2/14	St. Thomas	1-0	0.00	0	3.0	0	0	0	1	6	0	0	0	10	0
2/15	Texas State							-Did Not Play-							
2/15	St. Thomas	0-1	3.00	0	2.1	3	1	1	1	3	2	0	0	11	0
2/16	Texas State	0-1	15.75	0	1.1	5	3	3	1	2	1	0	0	9	0
2/21	North Dakota	1-0	0.00	0	6.0	4	0	0	5	9	2	0	0	29	1
2/22	Texas Southern							-Did Not Play-							
2/22	North Dakota	0-0	7.50	0	4.2	4	6	5	3	5	1	0	1	22	0
2/23	Texas Southern	1-0	0.00	0	4.2	0	0	0	1	6	0	0	0	15	0
2/23	Tarleton State							-Did Not Play-							
2/28	Northwestern State	1-0	2.80	1	5.0	4	3	2	0	10	0	1	0	20	0
2/28	Mississippi State							-Did Not Play-							
3/1	Mississippi State	0-1	0.00	0	0.0	3	3	3	0	0	0	0	2	3	0
3/1	Alabama State							-Did Not Play-							
3/2	Alabama State	1-0	0.00	1	7.0	2	0	0	1	9	0	0	0	24	0
3/6	Saint Joseph's	1-0	0.00	0	4.0	5	2	0	2	7	0	0	0	19	0
3/7	San Diego							-Did Not Play-							
3/7	UPenn	1-0	1.00	1	7.0	5	1	1	3	6	2	0	0	31	1
3/8	Saint Joseph's							-Did Not Play-							
3/11	New Mexico State							-Did Not Play-							
3/14	San José State	0-1	2.63	0	2.2	4	5	1	2	2	0	0	0	16	1
3/15	San José State	1-0	2.63	0	2.2	6	1	1	0	1	2	0	0	14	0
3/16	San José State	1-0	2.00	1	7.0	6	4	2	4	5	2	0	0	35	0
3/21	San Diego State							-Did Not Play-							
3/22	San Diego State	0-0	4.67	0	3.0	4	2	2	2	4	0	1	0	15	0
3/23	San Diego State	0-0	1.62	0	4.1	3	4	1	3	2	0	0	0	21	1
3/25	UC San Diego	1-0	0.00	1	7.0	4	0	0	0	4	0	0	0	25	0
4/2	Utah State	0-0	8.08	0	4.1	8	5	5	1	2	3	0	1	23	1
4/2	Utah State	0-0	15.75	0	1.1	4	4	3	1	0	2	0	0	10	1
4/5	Boise State	1-0	1.24	0	5.2	5	1	1	1	8	0	0	1	23	0
4/6	Boise State	0-0	10.50	0	2.0	2	3	3	1	4	0	0	1	11	1
4/11	Colorado State														
4/12	Colorado State														
4/13	Colorado State														
4/15	UTEP														
4/17	at Fresno State														
4/18	at Fresno State														
4/19	at Fresno State														
4/22	UTEP														
4/25	Nevada														
4/26	Nevada														
4/27	Nevada														
5/1	UNLV														
5/2	UNLV														
5/3	UNLV														
		13-5	2.66	7	108.0	101	57	41	42	112	19	3	7	485	10

CAREER STATS

SEASON	GS	APP	CG	W-L	ERA	SHO	SV	IP	H	R	ER	BB	SO	2B	3B	HR	BF	NP-STK	WP	HBP	PO	A	E	FLD%
2024	24	40	9	10-19	5.05	0/0	1	147.0	167	119	106	68	90	26	8	24	694	2473-1406	8	19	3	23	1	.963
2025	18	26	7	13-5	2.66	4/1	0	108.0	101	57	41	42	112	19	3	7	485	1922-1177	3	10	1	23	2	.923
TOTAL	42	66	16	23-24	4.04	4/1	1	255.0	268	176	147	110	202	45	11	31	1179	4395-2583	11	29	4	46	3	.943

HIGHLIGHTS

- Named MW Pitcher of the Week on March 10, 2025
- Pitched 2 complete-game shutouts in first 2 starts, went 14.2 innings before allowing a run
- Seven appearances of not allowing a run, including four shutouts
- Leads the MW in strikeouts looking and tied for most wins, second in batters struck out. Fifth in ERA, third in opposing batting average.
- 32nd in NCAA in strikeouts, 75th in strikeouts per 7 innings (7.3), 12th in shutouts, 36th in wins, 75th in innings pitched, 51st in appearances and 48th in games started.
- 11 games with 5 or more strikeouts this season, had 5 last season
- Named MW Freshman of the Week on March 25, 2024
- Earned save against Marist on Feb. 18 last season
- 3 appearances not allowing a run, 23 appearances with multiple strikeouts, 5 w/ 5+ last season
- Named District 12-3A Newcomer of the Year, All-RRV Pitcher of the Year and the Prairiland HS Softball MVP in 2021
- TGCA all-state, District 12-3 MVP, Prairiland Co-MVP, All-RRV Co-MVP in 2022
- Involved in robotics in high school, and won the 2021 Prairiland Robotics Award. Her robotics team placed third at the Robotics state qualifier.
- Majoring in business administration

THE 2025 LOBOS


24 Georgia Heathcock
JR • UTIL • 5-8 • R/R

Little Elm, Texas (UC San Diego)

SEASON BESTS

Hits		
Doubles		
Triples		
Home Runs		
RBI		
Runs		
Walks	1	3x, last: Alabama State, 3-1-25
Stolen Bases		

CAREER BESTS

Hits	2	Syracuse, 3-12-23
Doubles	1	2x, last: Cal Poly, 5-10-24
Triples		
Home Runs		
RBI	1	Syracuse, 3-12-23
Runs	2	Syracuse, 3-12-23
Walks	1	6x, last: Alabama State, 3-1-25
Stolen Bases	1	Western Carolina, 3-7-23

STREAKS

	Current	Career Best
Hitting		2
On-Base		2

MULTI-HIT GAMES

	2	3	4	5+	TOTAL
2023	1	-	-	-	1
2024	-	-	-	-	-
2025	-	-	-	-	-

MULTI-RBI GAMES

	2	3	4	5+	TOTAL
2023	-	-	-	-	-
2024	-	-	-	-	-
2025	-	-	-	-	-

2025 GAME-BY-GAME

DATE	OPPONENT	POS	AB	R	H	TB	2B	3B	HR	RBI	BB	HBP	SO	SB-ATT	E
2/6	Texas A&M-CC									-Did Not Play-					
2/6	Sam Houston	ph/3b	2	0	0	0	0	0	0	0	0	0	0	0-0	0
2/7	Houston Christian									-Did Not Play-					
2/7	Houston									-Did Not Play-					
2/8	Houston Christian									-Did Not Play-					
2/8	Houston									-Did Not Play-					
2/9	St. John's	ph/3b	2	0	0	0	0	0	0	0	1	0	1	0-0	0
2/14	Fordham									-Did Not Play-					
2/14	St. Thomas									-Did Not Play-					
2/15	Texas State									-Did Not Play-					
2/15	St. Thomas	ph	1	0	0	0	0	0	0	0	0	0	1	0-0	0
2/16	Texas State									-Did Not Play-					
2/21	North Dakota									-Did Not Play-					
2/22	Texas Southern	*3b	3	0	0	0	0	0	0	0	1	0	0	0-0	0
2/22	North Dakota									-Did Not Play-					
2/23	Texas Southern									-Did Not Play-					
2/23	Tarleton State	ph	1	0	0	0	0	0	0	0	0	0	0	0-0	0
2/28	Northwestern State									-Did Not Play-					
2/28	Mississippi State	*3b	2	0	0	0	0	0	0	0	0	0	1	0-0	0
3/1	Mississippi State	ph/c	2	0	0	0	0	0	0	0	0	0	1	0-0	0
3/1	Alabama State	ph	0	1	0	0	0	0	0	0	1	0	0	0-0	0
3/2	Alabama State									-Did Not Play-					
3/6	Saint Joseph's									-Did Not Play-					
3/7	San Diego									-Did Not Play-					
3/7	UPenn	ph	1	0	0	0	0	0	0	0	0	0	0	0-0	0
3/8	Saint Joseph's	ph	1	0	0	0	0	0	0	0	0	0	0	0-0	0
3/11	New Mexico State									-Did Not Play-					
3/14	San José State									-Did Not Play-					
3/15	San José State									-Did Not Play-					
3/16	San José State									-Did Not Play-					
3/21	San Diego State									-Did Not Play-					
3/22	San Diego State									-Did Not Play-					
3/23	San Diego State	3b	1	0	0	0	0	0	0	0	0	0	0	0-0	0
3/25	UC San Diego	ph/c	1	0	0	0	0	0	0	0	0	0	1	0-0	0
4/2	Utah State									-Did Not Play-					
4/2	Utah State									-Did Not Play-					
4/5	Boise State									-Did Not Play-					
4/6	Boise State									-Did Not Play-					
4/11	Colorado State														
4/12	Colorado State														
4/13	Colorado State														
4/15	UTEP														
4/17	at Fresno State														
4/18	at Fresno State														
4/19	at Fresno State														
4/22	UTEP														
4/25	Nevada														
4/26	Nevada														
4/27	Nevada														
5/1	UNLV														
5/2	UNLV														
5/3	UNLV														
			12-2	17	1	0	0	0	0	0	3	0	5	0-0	0

CAREER STATS

SEASON	GP	GS	AVG.	AB	R	H	2B	3B	HR	RBI	TB	SLG%	BB	SO	HBP	OB%	SF	SH	SB-SA	PO	A	E	FLD%
2023*	21	6	.172	29	3	5	1	0	0	1	6	.207	2	5	1	.250	0	0	1-1	3	0	0	1.000
2024*	12	4	.214	14	0	3	1	0	0	0	4	.286	1	5	0	.267	0	0	0-0	9	0	0	1.000
2025	12	2	.000	17	1	0	0	0	0	0	0	.000	3	5	0	.150	0	0	0-0	3	2	0	1.000
TOTAL	45	12	.133	60	4	8	2	0	0	1	10	.167	6	15	1	.224	0	0	1-1	15	2	0	1.000

* at UC San Diego

HIGHLIGHTS

- As a freshman, made 6 starts with 4 in the outfield, 2 as DP, and played in 21 games with a pinch hit 14 games.
- In 2024, made 3 starts in the outfield, 1 as DP.
- Recorded first collegiate hit against Stonehill College on Feb. 10, 2023, which resulted in 1 RBI
- Majoring in liberal arts and integrative studies

THE 2025 LOBOS



25 Nova Montes

JR • P • 5-8 • R/R

Covina, Calif. (Paris Junior College)

SEASON BESTS

IP (high)	0.1	Texas Southern, 2-22-25
H (low)	1	Texas Southern, 2-22-25
R (low)	1	Texas Southern, 2-22-25
ER (low)	1	Texas Southern, 2-22-25
BB (low)	1	Texas Southern, 2-22-25
SO (high)		
BF (high)	3	Texas Southern, 2-22-25
NP (high)	17	Texas Southern, 2-22-25

CAREER BESTS(MIN. 3.0 IP)

IP (high)		
H (low)		
R (low)		
ER (low)		
BB (low)		
SO (high)		
BF (high)		
NP (high)		

PITCHING SUPERLATIVES (MIN. 4.0 IP)

	Season	Career
5+ K		
10+ K		
1 R or Less		
Shutout		

2025 GAME-BY-GAME

DATE	OPPONENT	W-L	ERA	CG	IP	H	R	ER	BB	SO	2B	3B	HR	BF	HBP
2/6	Texas A&M-CC							-Did Not Play-							
2/6	Sam Houston							-Did Not Play-							
2/7	Houston Christian							-Did Not Play-							
2/7	Houston							-Did Not Play-							
2/8	Houston Christian							-Did Not Play-							
2/8	Houston							-Did Not Play-							
2/9	St. John's							-Did Not Play-							
2/14	Fordham							-Did Not Play-							
2/14	St. Thomas							-Did Not Play-							
2/15	Texas State							-Did Not Play-							
2/15	St. Thomas							-Did Not Play-							
2/16	Texas State							-Did Not Play-							
2/21	North Dakota							-Did Not Play-							
2/22	Texas Southern	0-0	21.00	0	0.1	1	1	1	1	0	1	0	0	3	0
2/22	North Dakota							-Did Not Play-							
2/23	Texas Southern							-Did Not Play-							
2/23	Tarleton State							-Did Not Play-							
2/28	Northwestern State							-Did Not Play-							
2/28	Mississippi State							-Did Not Play-							
3/1	Mississippi State							-Did Not Play-							
3/1	Alabama State							-Did Not Play-							
3/2	Alabama State							-Did Not Play-							
3/6	Saint Joseph's							-Did Not Play-							
3/7	San Diego							-Did Not Play-							
3/7	UPenn							-Did Not Play-							
3/8	Saint Joseph's							-Did Not Play-							
3/11	New Mexico State							-Did Not Play-							
3/14	San José State							-Did Not Play-							
3/15	San José State							-Did Not Play-							
3/16	San José State							-Did Not Play-							
3/21	San Diego State							-Did Not Play-							
3/22	San Diego State							-Did Not Play-							
3/23	San Diego State							-Did Not Play-							
3/25	UC San Diego							-Did Not Play-							
4/2	Utah State							-Did Not Play-							
4/2	Utah State							-Did Not Play-							
4/5	Boise State							-Did Not Play-							
4/6	Boise State							-Did Not Play-							
4/11	Colorado State							-Did Not Play-							
4/12	Colorado State							-Did Not Play-							
4/13	Colorado State							-Did Not Play-							
4/15	UTEP							-Did Not Play-							
4/17	at Fresno State							-Did Not Play-							
4/18	at Fresno State							-Did Not Play-							
4/19	at Fresno State							-Did Not Play-							
4/22	UTEP							-Did Not Play-							
4/25	Nevada							-Did Not Play-							
4/26	Nevada							-Did Not Play-							
4/27	Nevada							-Did Not Play-							
5/1	UNLV							-Did Not Play-							
5/2	UNLV							-Did Not Play-							
5/3	UNLV							-Did Not Play-							
		0-0	21.00	0	0.1	1	1	1	1	0	1	0	0	3	0

CAREER STATS

SEASON	GS	APP	CG	W-L	ERA	SHO	SV	IP	H	R	ER	BB	SO	2B	3B	HR	BF	NP-STK	WP	HBP	PO	A	E	FLD%
2025	0	1	0	0-0	21.00	0	0	0.1	1	1	1	1	0	1	0	0	3	17-10	2	0	0	0	0	.000
TOTAL	0	1	0	0-0	21.00	0	0	0.1	1	1	1	1	0	1	0	0	3	17-10	2	0	0	0	0	.000

HIGHLIGHTS

- Compiled a 2.23 ERA in 166.0 innings pitched last season, and registered 142 strikeouts for an average of 5.99 per game.
- Threw 17 complete games in 29 starts and made 34 appearances, throwing seven shut-outs
- Ranked fourth nationally for most wins in the NJCAA with 24 wins and also added two saves
- Appeared in 17 games with six starts and three complete games as a freshman, throwing 50.2 innings with 30 strikeouts
- Majoring in liberal arts and integrative studies

THE 2025 LOBOS



26 Jasmyn Lloyd

FR • UTIL • 5-4 • R/R
Grand Prairie, Texas (South Grand Prairie HS)

SEASON BESTS

Hits
Doubles
Triples
Home Runs
RBI
Runs
Walks
Stolen Bases

CAREER BESTS

Hits
Doubles
Triples
Home Runs
RBI
Runs
Walks
Stolen Bases

STREAKS

Current Career Best
Hitting
On-Base

MULTI-HIT GAMES

	2	3	4	5+	TOTAL
2025					

MULTI-RBI GAMES

	2	3	4	5+	TOTAL
2025					

2025 GAME-BY-GAME

DATE	OPPONENT	POS	AB	R	H	TB	2B	3B	HR	RBI	BB	HBP	SO	SB-ATT	E
2/6	Texas A&M-CC									-Did Not Play-					
2/6	Sam Houston									-Did Not Play-					
2/7	Houston Christian									-Did Not Play-					
2/7	Houston									-Did Not Play-					
2/8	Houston Christian									-Did Not Play-					
2/8	Houston									-Did Not Play-					
2/9	St. John's									-Did Not Play-					
2/14	Fordham									-Did Not Play-					
2/14	St. Thomas									-Did Not Play-					
2/15	Texas State									-Did Not Play-					
2/15	St. Thomas									-Did Not Play-					
2/16	Texas State									-Did Not Play-					
2/21	North Dakota									-Did Not Play-					
2/22	Texas Southern									-Did Not Play-					
2/22	North Dakota									-Did Not Play-					
2/23	Texas Southern									-Did Not Play-					
2/23	Tarleton State									-Did Not Play-					
2/28	Northwestern State									-Did Not Play-					
2/28	Mississippi State									-Did Not Play-					
3/1	Mississippi State									-Did Not Play-					
3/1	Alabama State									-Did Not Play-					
3/2	Alabama State									-Did Not Play-					
3/6	Saint Joseph's									-Did Not Play-					
3/7	San Diego									-Did Not Play-					
3/7	UPenn									-Did Not Play-					
3/8	Saint Joseph's									-Did Not Play-					
3/11	New Mexico State									-Did Not Play-					
3/14	San José State									-Did Not Play-					
3/15	San José State									-Did Not Play-					
3/16	San José State									-Did Not Play-					
3/21	San Diego State									-Did Not Play-					
3/22	San Diego State									-Did Not Play-					
3/23	San Diego State									-Did Not Play-					
3/25	UC San Diego									-Did Not Play-					
4/2	Utah State									-Did Not Play-					
4/2	Utah State									-Did Not Play-					
4/5	Boise State									-Did Not Play-					
4/6	Boise State									-Did Not Play-					
4/11	Colorado State									-Did Not Play-					
4/12	Colorado State									-Did Not Play-					
4/13	Colorado State									-Did Not Play-					
4/15	UTEP									-Did Not Play-					
4/17	at Fresno State									-Did Not Play-					
4/18	at Fresno State									-Did Not Play-					
4/19	at Fresno State									-Did Not Play-					
4/22	UTEP									-Did Not Play-					
4/25	Nevada									-Did Not Play-					
4/26	Nevada									-Did Not Play-					
4/27	Nevada									-Did Not Play-					
5/1	UNLV									-Did Not Play-					
5/2	UNLV									-Did Not Play-					
5/3	UNLV									-Did Not Play-					

CAREER STATS

SEASON	GP	GS	AVG.	AB	R	H	2B	3B	HR	RBI	TB	SLG%	BB	SO	HBP	OB%	SF	SH	SB-SA	PO	A	E	FLD%
2025																							
TOTAL																							

HIGHLIGHTS

- Majoring in chemistry
- 3x district champion (2021, 2022, 2023). Team was bi-district champion in 2021, reached the regional quarterfinals in 2022 and area champions in 2023
- Named first team all-district her freshman through junior years, was the offensive player of the year and second team all-metroplex in 2022

THE 2025 LOBOS



27 Hayden Luderer

SO • UTIL • 5-5 • R/R

Thousand Oaks, Calif. (Louisville HS)

SEASON BESTS

Hits	2	2x, last: San José State, 3-16-25
Doubles	2	San José State, 3-16-25
Triples		
Home Runs	1	Mississippi State, 3-1-25
RBI	3	Alabama State, 3-2-25
Runs	2	2x, last: St. Joseph's, 3-6-25
Walks	1	Boise State, 4-6-25
Stolen Bases	1	4x, last: San Diego St., 3-22-25

CAREER BESTS

Hits	2	2x, last: San José State, 3-16-25
Doubles	2	San José State, 3-16-25
Triples		
Home Runs	1	Mississippi State, 3-1-25
RBI	3	Alabama State, 3-2-25
Runs	2	3x, last: St. Joseph's, 3-6-25
Walks	1	6x, last: Boise State, 4-6-25
Stolen Bases	1	6x, last: San Diego St., 3-22-25

STREAKS

	Current	Career Best
Hitting		5
On-Base		6

MULTI-HIT GAMES

	2	3	4	5+	TOTAL
2024	-	-	-	-	-
2025	2				2

MULTI-RBI GAMES

	2	3	4	5+	TOTAL
2024	-	-	-	-	-
2025	3	1			4

2025 GAME-BY-GAME

DATE	OPPONENT	POS	AB	R	H	TB	2B	3B	HR	RBI	BB	HBP	SO	SB-ATT	E		
2/6	Texas A&M-CC	*cf	1	1	0	0	0	0	0	0	0	1	0	0-0	0		
2/6	Sam Houston	*cf	0	0	0	0	0	0	0	0	0	0	0	0-0	0		
2/7	Houston Christian	cf	0	0	0	0	0	0	0	0	0	0	0	0-0	0		
2/7	Houston						-Did Not Play-										
2/8	Houston Christian	pr	0	0	0	0	0	0	0	0	0	0	0	0-0	0		
2/8	Houston	cf	0	0	0	0	0	0	0	0	0	0	0	0-0	0		
2/9	St. John's	pr	0	1	0	0	0	0	0	0	0	0	0	0-0	0		
2/14	Fordham	*cf	1	0	0	0	0	0	0	0	0	0	0	0-0	0		
2/14	St. Thomas	pr/cf	0	2	0	0	0	0	0	0	0	1	0	0-0	0		
2/15	Texas State	*cf	3	0	1	1	0	0	0	0	0	0	2	0-0	0		
2/15	St. Thomas	pr	0	1	0	0	0	0	0	0	0	0	0	0-0	0		
2/16	Texas State	cf	2	1	1	1	0	0	0	0	0	0	0	0-0	0		
2/21	North Dakota	*cf	2	0	1	1	0	0	0	1	0	0	0	0-0	0		
2/22	Texas Southern	*cf	2	1	1	1	0	0	0	0	0	1	0	0-0	0		
2/22	North Dakota	*cf	3	1	1	1	0	0	0	0	0	0	0	0-0	0		
2/23	Texas Southern	*cf	3	0	0	0	0	0	0	0	0	0	0	0-0	0		
2/23	Tarleton State	*3b	1	0	0	0	0	0	0	0	0	0	0	0-0	0		
2/28	Northwestern State	*cf	2	1	1	1	0	0	0	1	0	0	0	0-0	0		
2/28	Mississippi State	*cf	1	1	0	0	0	0	0	1	0	1	1	0-0	0		
3/1	Mississippi State	*cf	3	1	1	4	0	0	1	2	0	0	0	0-0	0		
3/1	Alabama State	*cf	2	0	1	1	0	0	0	1	0	0	0	0-0	1		
3/2	Alabama State	*cf	4	0	0	0	0	0	0	3	0	0	0	0-0	0		
3/6	Saint Joseph's	*cf	3	2	1	1	0	0	0	0	0	0	1	0-0	0		
3/7	San Diego	*cf	1	0	0	0	0	0	0	0	0	0	0	0-0	0		
3/7	UPenn	*cf	2	0	1	1	0	0	0	0	0	0	1	1-1	0		
3/8	Saint Joseph's	*cf	3	1	2	3	1	0	0	2	0	0	0	0-0	0		
3/11	New Mexico State	*cf/2b	3	0	0	0	0	0	0	0	0	0	1	0-0	0		
3/14	San José State	*cf	1	0	0	0	0	0	0	0	0	1	0	1-1	0		
3/15	San José State	*cf	3	1	1	1	0	0	0	0	0	0	0	1-1	0		
3/16	San José State	*cf	3	0	2	4	2	0	0	2	0	0	1	0-0	0		
3/21	San Diego State	*cf	3	0	0	0	0	0	0	0	0	0	3	0-0	0		
3/22	San Diego State	*cf	3	1	1	1	0	0	0	0	0	0	0	1-1	0		
3/23	San Diego State	*cf	3	0	0	0	0	0	0	0	0	0	1	0-0	0		
3/25	UC San Diego	*3b	2	1	1	1	0	0	0	0	0	1	1	0-0	0		
4/2	Utah State	*cf	3	0	0	0	0	0	0	0	0	0	1	0-0	1		
4/2	Utah State	*cf	3	0	1	1	0	0	0	0	0	0	0	0-0	0		
4/5	Boise State	*cf	2	0	1	1	0	0	0	0	1	0	0	0-0	0		
4/6	Boise State	*cf	1	0	0	0	0	0	0	0	0	0	1	0-0	0		
4/11	Colorado State																
4/12	Colorado State																
4/13	Colorado State																
4/15	UTEP																
4/17	at Fresno State																
4/18	at Fresno State																
4/19	at Fresno State																
4/22	UTEP																
4/25	Nevada																
4/26	Nevada																
4/27	Nevada																
5/1	UNLV																
5/2	UNLV																
5/3	UNLV																
			37-30	69	16	19	25	3	0	1	13	1	6	16	4-4	2	

CAREER STATS

SEASON	GP	GS	AVG.	AB	R	H	2B	3B	HR	RBI	TB	SLG%	BB	SO	HBP	OB%	SF	SH	SB-SA	PO	A	E	FLD%
2024	31	17	.111	36	6	4	0	0	0	0	4	.111	5	10	1	.238	0	2	2-2	25	0	0	1.000
2025	37	30	.275	69	16	19	3	0	1	13	25	.362	1	16	6	.342	0	6	4-4	38	5	2	.956
TOTAL	68	47	.219	105	22	23	3	0	1	13	29	.276	6	26	7	.305	0	8	6-6	63	5	2	.971

HIGHLIGHTS

- Leads team with 4 stolen bases and 6 hit-by-pitches, third in runs scored, fifth in RBI
- Had a career-best 5-game hitting streak and 6-game streak of reaching base this season
- Double in 5th inning of March 16 game against San José State scored 2 runs to break 3-3 tie in 6-4 Lobo win.
- Started 17 games with 8 games in center, 1 in left, 7 in right and 1 as DP last season
- Played both third and in the outfield in high school
- Ranked 68th in the country for the class of 2023 by Extra Innings Softball
- Played for Athletics Wellbaum and Firecrackers Rico
- Majoring in psychology

THE 2025 LOBOS

**28 Jessica DeLeon**

FR • C/INF • 5-7 • L/L

San Marcos, Texas (San Marcos HS)

SEASON BESTS

Hits	5	Utah State, 4-2-25
Doubles	2	Utah State, 4-2-25
Triples		
Home Runs	1	3x, last: Penn, 3-7-25
RBI	4	Texas Southern, 2-22-25
Runs	1	8x, last: Utah State, 4-2-25
Walks	2	3x, last: Utah State, 4-2-25
Stolen Bases		

CAREER BESTS

Hits	5	Utah State, 4-2-25
Doubles	2	Utah State, 4-2-25
Triples		
Home Runs	1	3x, last: Penn, 3-7-25
RBI	4	Texas Southern, 2-22-25
Runs	1	8x, last: Utah State, 4-2-25
Walks	2	3x, last: Utah State, 4-2-25
Stolen Bases		

STREAKS

	Current	Career Best
Hitting	1	5
On-Base	1	9

MULTI-HIT GAMES

	2	3	4	5+	TOTAL
2025	8	1		1	10

MULTI-RBI GAMES

	2	3	4	5+	TOTAL
2025	3	2	1		6

2025 GAME-BY-GAME

DATE	OPPONENT	POS	AB	R	H	TB	2B	3B	HR	RBI	BB	HBP	SO	SB-ATT	E
2/6	Texas A&M-CC	ph	0	0	0	0	0	0	0	0	1	0	0	0-0	0
2/6	Sam Houston	ph	0	0	0	0	0	0	0	0	1	0	0	0-0	0
2/7	Houston Christian	*dp	3	0	1	1	0	0	0	0	0	0	0	0-0	0
2/7	Houston	*c	1	0	1	1	0	0	0	1	1	0	0	0-0	0
2/8	Houston Christian	*c	4	0	0	0	0	0	0	0	0	0	2	0-0	0
2/8	Houston	*dp	5	1	2	5	0	0	1	2	0	0	1	0-0	0
2/9	St. John's	*dp	4	0	1	1	0	0	0	0	0	0	2	0-0	0
2/14	Fordham	*c	2	0	1	1	0	0	0	1	0	0	0	0-0	0
2/14	St. Thomas	*dp	2	0	1	1	0	0	0	1	1	0	0	0-0	0
2/15	Texas State	*lb	2	0	0	0	0	0	0	0	0	0	1	0-0	0
2/15	St. Thomas	*dp/c	4	0	1	1	0	0	0	0	0	0	1	0-0	0
2/16	Texas State	*c/lb	4	0	2	2	0	0	0	2	0	0	1	0-0	0
2/21	North Dakota	*c	3	0	1	1	0	0	0	0	1	0	1	0-0	0
2/22	Texas Southern	*dp	3	1	2	5	0	0	1	4	1	0	1	0-0	0
2/22	North Dakota	*dp	2	1	1	2	1	0	0	1	1	0	0	0-0	1
2/23	Texas Southern	*c	1	0	0	0	0	0	0	0	2	0	1	0-0	0
2/23	Tarleton State	*dp	3	0	0	0	0	0	0	0	0	0	1	0-0	0
2/28	Northwestern State	*c	1	1	1	2	1	0	0	1	1	0	0	0-0	0
2/28	Mississippi State	*dp	3	0	0	0	0	0	0	0	0	0	1	0-0	0
3/1	Mississippi State	*c	2	0	0	0	0	0	0	0	0	0	1	0-0	0
3/1	Alabama State	*c	3	1	2	2	0	0	0	1	1	0	0	0-0	0
3/2	Alabama State	*c	2	1	2	3	1	0	0	1	2	0	0	0-0	0
3/6	Saint Joseph's	*c	2	0	1	2	1	0	0	3	0	0	0	0-0	0
3/7	San Diego	*c	1	0	1	1	0	0	0	0	1	0	0	0-0	0
3/7	UPenn	*c	3	1	1	4	0	0	1	1	0	0	0	0-0	0
3/8	Saint Joseph's	*c	2	0	0	0	0	0	0	0	1	0	0	0-0	0
3/11	New Mexico State	*c	4	0	2	3	1	0	0	0	0	0	1	0-0	0
3/14	San José State	*c	3	0	1	2	1	0	0	1	0	0	0	0-0	0
3/15	San José State	*c	4	0	3	4	1	0	0	1	0	0	0	0-0	0
3/16	San José State	*c	4	0	0	0	0	0	0	0	0	0	3	0-0	0
3/21	San Diego State	*c	3	0	0	0	0	0	0	0	0	0	0	0-0	0
3/22	San Diego State	*c	3	0	1	1	0	0	0	1	0	0	0	0-0	0
3/23	San Diego State	*c	3	0	0	0	0	0	0	0	0	0	1	0-0	0
3/25	UC San Diego	*c	3	0	1	1	0	0	0	1	0	0	0	0-0	0
4/2	Utah State	*c	5	1	5	7	2	0	0	3	0	0	0	0-0	0
4/2	Utah State	*c	2	0	2	2	0	0	0	1	2	0	0	0-0	0
4/5	Boise State	*c	2	0	0	0	0	0	0	1	0	0	0	0-0	0
4/6	Boise State	*c	4	0	2	2	0	0	0	2	0	0	0	0-0	0
4/11	Colorado State														
4/12	Colorado State														
4/13	Colorado State														
4/15	UTEP														
4/17	at Fresno State														
4/18	at Fresno State														
4/19	at Fresno State														
4/22	UTEP														
4/25	Nevada														
4/26	Nevada														
4/27	Nevada														
5/1	UNLV														
5/2	UNLV														
5/3	UNLV														
			38-36	102	8	39	57	9	0	3	30	17	0	19	0-0 1

CAREER STATS

SEASON	GP	GS	AVG.	AB	R	H	2B	3B	HR	RBI	TB	SLG%	BB	SO	HBP	OB%	SF	SH	SB-SA	PO	A	E	FLD%
2025	38	36	.382	102	8	39	9	0	3	30	57	.559	17	19	0	.455	4	0	0-0	146	7	1	.994
TOTAL	38	36	.382	102	8	39	9	0	3	30	57	.559	17	19	0	.455	4	0	0-0	146	7	1	.994

HIGHLIGHTS

- Named MW Freshman of the Week on April 7
- Holds team lead in RBI, sac flies and walks. Second in batting average, slugging %, on-base % and total bases. Tied for team lead in home runs, third in hits.
- Went 5-5 in first game at Utah State, the only Lobo in program history to go 5-5 in a game and with the most hits in a game by a Lobo.
- Walked off the Lobos in the March 15 game against San José State with single to right in 5-4 Lobo win.
- Had 2 clutch hits against Houston on Feb. 8, with a single with 2 outs in the 7th tying the game at 3. Hit a HR in the top of the 10th to give UNM 4-3 lead.
- Undecided on major
- Named as a second team all-district catcher in 2022, a 27-6A first team all-district catcher in 2023, team MVP and to the All-Central Texas Third Team Catcher by the Austin American Statesman in 2023

THE 2025 LOBOS



33 Sydney Carithers

SR • C/INF • 5-6 • R/R
Fort Worth, Texas (Stephen F. Austin)

SEASON BESTS

Hits	3	Houston, 2-8-25
Doubles	2	UCSD, 3-25-25
Triples		
Home Runs	1	2x, last: San Diego St., 3-23-25
RBI	3	Utah State, 4-2-25
Runs	1	12x, last: Utah State, 4-2-25
Walks	2	San Diego State, 3-22-25
Stolen Bases	1	2x, last: North Dakota, 2-21-25

CAREER BESTS

Hits	3	2x, last: Houston, 2-8-25
Doubles	2	UCSD, 3-25-25
Triples	1	Missouri St., 2-20-22
Home Runs	1	6x, last: San Diego St., 3-23-25
RBI	4	Southern Utah, 4-1-23
Runs	2	3x, last: Marist, 2-16-24
Walks	2	5x, last: San Diego St., 3-22-25
Stolen Bases	1	6x, last: North Dakota, 2-21-25

STREAKS (AT UNM)

	Current	Career Best
Hitting		4
On-Base		5

MULTI-HIT GAMES

	2	3	4	5+	TOTAL
2022	7	1	-	-	8
2023	6	-	-	-	6
2024	1	-	-	-	1
2025	2	1	-	-	3

MULTI-RBI GAMES

	2	3	4	5+	TOTAL
2022	3	-	-	-	3
2023	1	-	1	-	2
2024	2	-	-	-	2
2025		1	-	-	1

2025 GAME-BY-GAME

DATE	OPPONENT	POS	AB	R	H	TB	2B	3B	HR	RBI	BB	HBP	SO	SB-ATT	E	
2/6	Texas A&M-CC	*c	2	0	0	0	0	0	0	0	0	0	1	0-0	0	
2/6	Sam Houston	*c	1	0	0	0	0	0	0	0	1	0	0	0-0	0	
2/7	Houston Christian	*c	2	0	0	0	0	0	0	0	0	0	0	0-0	0	
2/7	Houston	*3b/c	3	1	0	0	0	0	0	0	0	1	0	0-0	0	
2/8	Houston Christian	*3b	2	1	0	0	0	0	0	0	0	1	0	0-0	0	
2/8	Houston	*c	5	0	3	3	0	0	0	1	0	0	0	0-0	1	
2/9	St. John's	*c	1	0	0	0	0	0	0	1	1	0	0	1-1	0	
2/14	Fordham	*3b	3	0	0	0	0	0	0	0	0	0	0	0-0	0	
2/14	St. Thomas	*c	2	1	0	0	0	0	0	0	1	0	1	0-0	0	
2/15	Texas State	*c	2	0	0	0	0	0	0	0	0	0	1	0-0	0	
2/15	St. Thomas	*c/3b	2	0	1	1	0	0	0	0	0	0	0	0-0	0	
2/16	Texas State	c	2	0	0	0	0	0	0	0	0	0	1	0-0	0	
2/21	North Dakota	*3b	1	1	0	0	0	0	0	0	1	1	0	1-1	0	
2/22	Texas Southern	*c	4	1	1	1	0	0	0	0	0	0	0	0-0	0	
2/22	North Dakota	*c	2	1	1	4	0	0	1	1	1	0	0	0-0	0	
2/23	Texas Southern	*3b	2	0	0	0	0	0	0	0	0	0	0	0-0	0	
2/23	Tarleton State	*c	1	0	0	0	0	0	0	0	0	0	1	0-0	0	
2/28	Northwestern State	*3b	2	0	1	2	1	0	0	1	0	1	0	0-0	0	
2/28	Mississippi State	*c	3	0	1	1	0	0	0	0	0	0	0	0-0	0	
3/1	Mississippi State	*2b	3	0	0	0	0	0	0	0	0	0	1	0-0	0	
3/1	Alabama State	*3b/2b	2	0	0	0	0	0	0	0	0	0	0	0-0	1	
3/2	Alabama State	*3b	2	0	0	0	0	0	0	0	0	1	0	0-0	0	
3/6	Saint Joseph's	*2b	2	1	1	2	1	0	0	0	1	0	1	0-0	0	
3/7	San Diego	*2b	2	0	0	0	0	0	0	0	0	0	0	0-0	0	
3/7	UPenn	*2b	2	0	0	0	0	0	0	0	0	0	0	0-0	1	
3/8	Saint Joseph's	*2b	1	1	0	0	0	0	0	0	0	0	0	0-0	0	
3/11	New Mexico State	*2b/3b	1	0	0	0	0	0	0	0	1	0	0	0-0	0	
3/14	San José State	*2b	2	0	0	0	0	0	0	0	0	0	0	0-0	0	
3/15	San José State	*3b	2	1	1	1	0	0	0	0	1	0	0	0-0	0	
3/16	San José State	*3b	2	0	0	0	0	0	0	0	0	0	0	0-0	0	
3/21	San Diego State	*3b	2	0	1	1	0	0	0	0	1	0	0	0-0	0	
3/22	San Diego State	*3b	1	0	1	1	0	0	0	0	2	0	0	0-0	0	
3/23	San Diego State	*3b	2	1	1	4	0	0	1	1	0	0	0	0-0	1	
3/25	UC San Diego	*2b	3	1	2	4	2	0	0	1	1	0	0	0-0	0	
4/2	Utah State	*3b	6	0	0	0	0	0	0	0	0	0	3	0-0	0	
4/2	Utah State	*3b	2	1	2	3	1	0	0	3	0	0	0	0-0	0	
4/5	Boise State	*3b	1	0	0	0	0	0	0	0	1	0	0	0-0	0	
4/6	Boise State	*3b	2	0	0	0	0	0	0	0	0	0	0	0-0	0	
4/11	Colorado State															
4/12	Colorado State															
4/13	Colorado State															
4/15	UTEP															
4/17	at Fresno State															
4/18	at Fresno State															
4/19	at Fresno State															
4/22	UTEP															
4/25	Nevada															
4/26	Nevada															
4/27	Nevada															
5/1	UNLV															
5/2	UNLV															
5/3	UNLV															
			38-37	82	12	17	28	5	0	2	9	13	5	10	2-2	4

CAREER STATS

SEASON	GP	GS	AVG.	AB	R	H	2B	3B	HR	RBI	TB	SLG%	BB	SO	HBP	OB%	SF	SH	SB	SA	PO	A	E	FLD%
2022*	55	53	.245	155	11	38	6	1	2	16	52	.335	8	33	1	.285	1	2	0-0	112	50	5	.970	
2023*	51	50	.212	118	19	25	4	0	2	13	35	.297	10	18	4	.293	1	2	1-2	112	80	10	.950	
2024	53	51	.173	104	10	18	3	0	0	9	21	.202	12	17	4	.281	1	4	3-4	97	68	12	.932	
2025	38	37	.207	82	12	17	5	0	2	9	28	.341	13	10	5	.347	1	4	2-2	98	44	4	.973	
TOTAL	197	191	.214	459	52	98	18	1	6	47	136	.296	43	78	14	.298	4	12	6-8	419	242	31	.955	
*at SFA																								

HIGHLIGHTS

- Member of the Leadership Council
- Played at SFA for 2 seasons, graduated from Brewer High School in 2021
- Recorded a hit in 19 games with multiple hits in six games and at least one RBI in nine games in 2023
- Threw out 5 runners sophomore season
- Threw out 4 runners last season with 2 against Houston Christian
- Started 10 games at third, 7 at second and 12 behind the plate this season
- Started 36 games at third, 15 games at catcher last season
- Posted a hit in 28 games with 2 five-game hitting streaks, 8 multi-hit games and drove in a run in 13 games as a freshman
- Played for Coach Dickson her freshman season
- Majoring in liberal arts

THE 2025 LOBOS



34 Miracle McKenzie

FR • INF • 5-10 • R/R

Long Beach, Calif. (St. Anthony HS)

SEASON BESTS

Hits	2	4x, last: Boise State, 4-6-25
Doubles	1	4x, last: San Diego St., 3-23-25
Triples		
Home Runs	1	3x, last : Utah State, 4-2-25
RBI	3	Alabama State, 3-1-25
Runs	2	Texas Southern, 2-23-25
Walks	2	St. Joseph's, 3-8-25
Stolen Bases		

CAREER BESTS

Hits	2	4x, last: Boise State, 4-6-25
Doubles	1	4x, last: San Diego St., 3-23-25
Triples		
Home Runs	1	3x, last : Utah State, 4-2-25
RBI	3	Alabama State, 3-1-25
Runs	2	Texas Southern, 2-23-25
Walks	2	St. Joseph's, 3-8-25
Stolen Bases		

STREAKS

	Current	Career Best
Hitting	1	8
On-Base	6	8

MULTI-HIT GAMES

	2	3	4	5+	TOTAL
2025	4				4

MULTI-RBI GAMES

	2	3	4	5+	TOTAL
2025	8	1			9

2025 GAME-BY-GAME

DATE	OPPONENT	POS	AB	R	H	TB	2B	3B	HR	RBI	BB	HBP	SO	SB-ATT	E
2/6	Texas A&M-CC	*1b	2	1	0	0	0	0	0	0	0	1	0	0-0	0
2/6	Sam Houston	*1b	3	0	0	0	0	0	0	0	0	0	1	0-0	0
2/7	Houston Christian	*1b	3	0	1	1	0	0	0	1	0	0	0	0-0	0
2/7	Houston	*1b	4	0	1	1	0	0	0	0	0	0	0	0-0	0
2/8	Houston Christian	*1b	3	0	1	1	0	0	0	2	0	0	1	0-0	0
2/8	Houston	*1b	5	0	1	1	0	0	0	0	0	0	1	0-0	0
2/9	St. John's	*1b	2	0	0	0	0	0	0	0	0	1	0	0-0	0
2/14	Fordham	*1b	3	0	0	0	0	0	0	0	0	0	0	0-0	1
2/14	St. Thomas						-Did Not Play-								
2/15	Texas State	ph/lb	1	0	0	0	0	0	0	0	0	0	1	0-0	0
2/15	St. Thomas						-Did Not Play-								
2/16	Texas State	*1b	1	0	0	0	0	0	0	0	0	0	1	0-0	0
2/21	North Dakota	*1b	1	0	1	2	1	0	0	0	1	0	0	0-0	0
2/22	Texas Southern	*1b	3	0	1	1	0	0	0	0	0	0	0	0-0	0
2/22	North Dakota	*1b	3	0	1	1	0	0	0	1	0	0	0	0-0	0
2/23	Texas Southern	*1b	3	2	1	1	0	0	0	1	1	0	0	0-0	0
2/23	Tarleton State	*1b	2	0	0	0	0	0	0	0	1	0	1	0-0	0
2/28	Northwestern State	*1b	2	0	1	1	0	0	0	2	0	0	0	0-0	0
2/28	Mississippi State	*1b	2	0	0	0	0	0	0	0	0	0	0	0-0	0
3/1	Mississippi State	*1b	4	0	2	2	0	0	0	0	0	0	0	0-0	0
3/1	Alabama State	*1b	4	1	2	5	0	0	1	3	0	0	0	0-0	0
3/2	Alabama State	*1b	3	0	1	1	0	0	0	0	1	0	0	0-0	0
3/6	Saint Joseph's	*1b	4	0	0	0	0	0	0	0	0	0	0	0-0	0
3/7	San Diego	*1b	2	0	1	1	0	0	0	1	1	0	0	0-0	0
3/7	UPenn	*1b	3	1	2	5	0	0	1	2	0	0	0	0-0	0
3/8	Saint Joseph's	*1b	1	0	1	2	1	0	0	2	2	0	0	0-0	0
3/11	New Mexico State	*1b	4	0	1	2	1	0	0	2	0	0	0	0-0	0
3/14	San José State	*1b	2	0	1	1	0	0	0	2	1	0	0	0-0	0
3/15	San José State	*1b	3	0	1	1	0	0	0	2	0	0	0	0-0	0
3/16	San José State	*1b	2	0	1	1	0	0	0	0	1	0	0	0-0	0
3/21	San Diego State	*1b	3	0	1	1	0	0	0	0	0	0	1	0-0	0
3/22	San Diego State	*1b	3	0	0	0	0	0	0	1	0	0	0	0-0	0
3/23	San Diego State	*1b	3	0	1	2	1	0	0	0	0	0	0	0-0	0
3/25	UC San Diego	*1b	2	0	0	0	0	0	0	0	1	1	1	0-0	0
4/2	Utah State	*1b	5	1	1	4	0	0	1	2	1	0	1	0-0	0
4/2	Utah State	*1b	2	0	0	0	0	0	0	1	1	0	1	0-0	0
4/5	Boise State	*1b	2	0	0	0	0	0	0	0	0	1	0	0-0	0
4/6	Boise State	*1b	3	0	2	2	0	0	0	0	1	0	0	0-0	0
4/11	Colorado State														
4/12	Colorado State														
4/15	UTEP														
4/17	at Fresno State														
4/18	at Fresno State														
4/19	at Fresno State														
4/22	UTEP														
4/25	Nevada														
4/26	Nevada														
4/27	Nevada														
5/1	UNLV														
5/2	UNLV														
5/3	UNLV														

36-35 98 6 27 40 4 0 3 25 13 4 10 0-0 1

CAREER STATS

SEASON	GP	GS	AVG.	AB	R	H	2B	3B	HR	RBI	TB	SLG%	BB	SO	HBP	OB%	SF	SH	SB-SA	PO	A	E	FLD%
2025	36	35	.276	98	6	27	4	0	3	25	40	.408	13	10	4	.379	1	0	0-0	194	8	1	.995
TOTAL	36	35	.276	98	6	27	4	0	3	25	40	.408	13	10	4	.379	1	0	0-0	194	8	1	.995

HIGHLIGHTS

- Named MW Freshman of the Week on March 17, 2025
- First career hit scored the game-winning run at HCU on Feb. 7
- First home run walked off the Lobos against Alabama State on March 1
- Leads the team with 9 multi-RBI games, including 2 RBI in 5 consecutive games (March 7-March 15). Second on team in RBI, tied for the team high in home runs.
- Won the 2022 Division 3 Del Ray League and the Division 3 CIF State Championship
- Named to the Del Rey All-League First Team and the MVP in 2022
- Ranked 33rd in the Extra Inning Class of 2024 in 2022 after being ranked 69th in the 2021 rankings
- Majoring in business administration.

THE 2025 LOBOS



38 Keyannah Chavez

JR • OF • 5-1 • L/L
Leander, Texas (Glen HS)

SEASON BESTS

Hits	2	Houston, 2-8-25
Doubles	1	Texas Southern, 2-23-25
Triples	1	Texas A&M-CC, 2-6-25
Home Runs		
RBI	2	Texas Southern, 2-23-25
Runs	2	St. Thomas, 2-14-25
Walks	2	St. Thomas, 2-14-25
Stolen Bases		

CAREER BESTS

Hits	3	5x, last: GCU, 3-2-24
Doubles	1	12x, last: Texas So., 2-23-25
Triples	1	6x, last: Texas A&M-CC, 2-6-25
Home Runs	1	8x, last: Fresno State, 5-4-24
RBI	4	2x, last: Texas Tech, 3-12-24
Runs	3	2x, last: Tennessee St., 2-9-24
Walks	3	Utah State, 3-17-23
Stolen Bases	3	Tennessee State, 2-9-24

STREAKS

	Current	Career Best
Hitting	1	7
On-Base	1	16

MULTI-HIT GAMES

	2	3	4	5+	TOTAL
2023	10	2	-	-	12
2024	10	3			13
2025	1				1

MULTI-RBI GAMES

	2	3	4	5+	TOTAL
2023	4	-	1	-	5
2024	6		1		7
2025	1				1

2025 GAME-BY-GAME

DATE	OPPONENT	POS	AB	R	H	TB	2B	3B	HR	RBI	BB	HBP	SO	SB-ATT	E
2/6	Texas A&M-CC	*rf	3	1	1	3	0	1	0	1	0	0	0	0-0	0
2/6	Sam Houston	*rf/lf	3	0	0	0	0	0	0	0	0	0	0	0-0	0
2/7	Houston Christian	*lf	3	1	0	0	0	0	0	0	0	0	0	0-0	0
2/7	Houston	*lf	5	1	1	1	0	0	0	0	0	0	1	0-0	0
2/8	Houston Christian	*lf	3	1	0	0	0	0	0	0	1	0	2	0-0	0
2/8	Houston	*lf	5	1	2	2	0	0	0	0	0	0	1	0-0	0
2/9	St. John's	*lf	2	1	0	0	0	0	0	0	0	0	1	0-0	0
2/14	Fordham	*lf	2	0	1	1	0	0	0	0	1	0	0	0-0	1
2/14	St. Thomas	*lf	2	2	1	1	0	0	0	0	2	0	0	0-0	0
2/15	Texas State	*lf	3	0	0	0	0	0	0	0	0	0	1	0-0	0
2/15	St. Thomas	*lf	3	0	0	0	0	0	0	0	0	0	2	0-0	0
2/16	Texas State	*lf	1	0	0	0	0	0	0	0	0	0	1	0-0	0
2/21	North Dakota	*dp	2	0	0	0	0	0	0	0	0	0	1	0-0	0
2/22	Texas Southern	ph	1	0	0	0	0	0	0	0	0	0	0	0-0	0
2/22	North Dakota					-Did Not Play-									
2/23	Texas Southern	ph/rf	1	1	1	2	1	0	0	2	0	0	0	0-0	0
2/23	Tarleton State	*lf	2	0	0	0	0	0	0	0	0	0	2	0-0	0
2/28	Northwestern State					-Did Not Play-									
2/28	Mississippi State	ph	1	0	0	0	0	0	0	0	0	0	1	0-0	0
3/1	Mississippi State	ph	0	0	0	0	0	0	0	0	1	0	0	0-0	0
3/1	Alabama State					-Did Not Play-									
3/2	Alabama State	ph	0	1	0	0	0	0	0	0	1	0	0	0-0	0
3/6	Saint Joseph's	ph	1	0	0	0	0	0	0	0	0	0	0	0-0	0
3/7	San Diego	ph	1	0	0	0	0	0	0	0	0	0	0	0-0	0
3/7	UPenn	*dp	2	0	0	0	0	0	0	0	0	0	0	0-0	0
3/8	Saint Joseph's					-Did Not Play-									
3/11	New Mexico State	ph/lf	1	0	0	0	0	0	0	0	0	0	0	0-0	0
3/14	San José State	ph	1	0	0	0	0	0	0	0	0	0	0	0-0	0
3/15	San José State	ph	1	0	0	0	0	0	0	0	0	0	0	0-0	0
3/16	San José State	ph	1	0	0	0	0	0	0	0	0	0	0	0-0	0
3/21	San Diego State	ph	1	0	0	0	0	0	0	0	0	0	0	0-0	0
3/22	San Diego State					-Did Not Play-									
3/23	San Diego State	ph/lf	1	0	0	0	0	0	0	0	0	0	1	0-0	0
3/25	UC San Diego					-Did Not Play-									
4/2	Utah State					-Did Not Play-									
4/2	Utah State					-Did Not Play-									
4/5	Boise State	ph	1	0	0	0	0	0	0	0	0	0	0	0-0	0
4/6	Boise State	ph/lf	2	0	1	1	0	0	0	0	1	0	0	0-0	0
4/11	Colorado State														
4/12	Colorado State														
4/13	Colorado State														
4/15	UTEP														
4/17	at Fresno State														
4/18	at Fresno State														
4/19	at Fresno State														
4/22	UTEP														
4/25	Nevada														
4/26	Nevada														
4/27	Nevada														
5/1	UNLV														
5/2	UNLV														
5/3	UNLV														
			30-15	55	10	8	11	1	1	0	3	7	0	14	0-0 1

CAREER STATS

SEASON	GP	GS	AVG.	AB	R	H	2B	3B	HR	RBI	TB	SLG%	BB	SO	HBP	OB%	SF	SH	SB-SA	PO	A	E	FLD%
2023	50	50	.315	143	36	45	7	0	0	19	52	.364	19	18	4	.410	0	8	8-8	70	4	2	.974
2024	49	48	.380	129	32	49	4	5	8	25	87	.674	19	12	5	.471	2	5	3-5	87	2	5	.947
2025	30	15	.145	55	10	8	1	1	0	3	11	.200	7	14	0	.242	0	2	0-0	18	1	1	.950
TOTAL	129	113	.312	327	78	102	12	6	8	47	150	.459	45	44	9	.407	2	15	11-13	175	7	8	.958

HIGHLIGHTS

- Started 29 games in left, 17 games in center, 2 games at DP last season
- Finished 2024 season on a 5-game hitting streak and a 12-game streak of reaching base
- Named MW Freshman of the Week on Feb. 21, 2023
- First collegiate hit came against Nicholls in her first collegiate at-bat
- Played all 50 games in left as a freshman
- Criminology major
- Mother (Cassandra) and cousin (Anthony Chavez) graduated from UNM. Mother played at UNM from 2002-06 and was a middle infielder
- Played for the Texas Bombers- Gold

THE 2025 LOBOS



44 Natalie Fritz

FR • P • 6-0 • R/R
Chandler, Ariz. (Basha HS)

SEASON BESTS

IP (high)	7.0	2x, last : San Diego, 3-7-25
H (low)	0	North Dakota, 2-21-25
R (low)	0	8x, last: Boise State, 4-6-25
ER (low)	0	8x, last: Boise State, 4-6-25
BB (low)	0	7x, last: San Diego St., 3-23-25
SO (high)	11	Texas Southern, 2-22-25
BF (high)	32	Utah State, 4-2-25
NP (high)	127	Utah State, 4-2-25

CAREER BESTS (MIN. 3.0 IP)

IP (high)	7.0	2x, last : San Diego, 3-7-25
H (low)	1	HCU, 2-8-25
R (low)	0	3x, last : Boise State, 4-6-25
ER (low)	0	3x, last : Boise State, 4-6-25
BB (low)	0	4x, last: San José State, 3-15-25
SO (high)	11	Texas Southern, 2-22-25
BF (high)	32	Utah State, 4-2-25
NP (high)	127	Utah State, 4-2-25

PITCHING SUPERLATIVES (MIN. 4.0 IP)

	Season	Career
5+ K	3	3
10+ K	1	1
1 R or Less	3	3
Shutout	1	1

2025 GAME-BY-GAME

DATE	OPPONENT	W-L	ERA	CG	IP	H	R	ER	BB	SO	2B	3B	HR	BF	HBP
2/6	Texas A&M-CC								-Did Not Play-						
2/6	Sam Houston	0-0	7.00	0	1.0	5	2	1	1	0	0	0	0	8	0
2/7	Houston Christian								-Did Not Play-						
2/7	Houston	0-0	7.50	0	3.2	4	5	4	3	5	1	0	0	19	0
2/8	Houston Christian	1-0	0.00	0	4.2	1	0	0	1	4	0	0	0	16	0
2/8	Houston								-Did Not Play-						
2/9	St. John's	0-0	0.00	0	2.0	3	0	0	1	1	0	0	0	10	0
2/14	Fordham	0-0	0.00	0	2.0	1	0	0	1	3	0	0	0	8	0
2/14	St. Thomas								-Did Not Play-						
2/15	Texas State								-Did Not Play-						
2/15	St. Thomas	0-0	7.64	0	3.2	7	4	4	0	5	1	1	0	18	0
2/16	Texas State	0-0	0.00	0	2.0	1	0	0	0	2	0	0	0	7	0
2/21	North Dakota	0-0	0.00	0	1.0	0	0	0	0	2	0	0	0	3	0
2/22	Texas Southern	1-0	2.21	0	6.1	6	2	2	0	11	0	0	1	25	0
2/22	North Dakota	0-1	21.00	0	1.0	2	3	3	1	1	0	0	1	6	0
2/23	Texas Southern								-Did Not Play-						
2/23	Tarleton State	0-1	2.33	0	3.0	3	1	1	5	4	1	0	1	17	0
2/28	Northwestern State								-Did Not Play-						
2/28	Mississippi State	0-1	4.67	0	3.0	4	2	2	1	1	0	0	1	14	0
3/1	Mississippi State								-Did Not Play-						
3/1	Alabama State	1-0	1.00	1	7.0	4	3	1	2	9	1	0	0	28	0
3/2	Alabama State								-Did Not Play-						
3/6	Saint Joseph's	0-0	2.33	0	3.0	2	2	1	0	2	0	0	0	12	0
3/7	San Diego	1-0	0.00	1	7.0	3	0	0	1	4	0	0	0	25	0
3/7	UPenn								-Did Not Play-						
3/8	Saint Joseph's								-Did Not Play-						
3/11	New Mexico State	0-1	25.20	0	1.2	5	6	6	2	2	3	0	1	12	0
3/14	San José State								-Did Not Play-						
3/15	San José State	0-0	4.85	0	4.1	5	3	3	0	3	1	0	1	18	0
3/16	San José State								-Did Not Play-						
3/21	San Diego State	0-1	1.17	1	6.0	6	1	1	5	2	0	0	0	27	0
3/22	San Diego State								-Did Not Play-						
3/23	San Diego State	0-1	12.60	0	1.2	5	3	3	0	1	0	0	1	10	0
3/25	UC San Diego								-Did Not Play-						
4/2	Utah State	0-1	2.10	0	6.2	6	2	2	5	6	2	1	0	32	0
4/2	Utah State								-Did Not Play-						
4/5	Boise State	0-0	0.00	0	1.1	2	0	0	1	2	1	0	0	8	1
4/6	Boise State	0-0	0.00	0	3.0	2	0	0	2	1	0	0	0	12	0
4/11	Colorado State														
4/12	Colorado State														
4/13	Colorado State														
4/15	UTEP														
4/17	at Fresno State														
4/18	at Fresno State														
4/19	at Fresno State														
4/22	UTEP														
4/25	Nevada														
4/26	Nevada														
4/27	Nevada														
5/1	UNLV														
5/2	UNLV														
5/3	UNLV														
		4-7	3.17	3	75.0	77	39	34	32	71	11	2	7	335	1

CAREER STATS

SEASON	GS	APP	CG	W-L	ERA	SHO	SV	IP	H	R	ER	BB	SO	2B	3B	HR	BF	NP-STK	WP	HBP	PO	A	E	FLD%
2025	11	22	3	4-7	3.17	1/1	3	75.0	77	39	34	32	71	11	2	7	335	1332-792	3	1	2	9	0	1.000
TOTAL	11	22	3	4-7	3.17	1/1	3	75.0	77	39	34	32	71	11	2	7	335	1332-792	3	1	2	9	0	1.000

HIGHLIGHTS

- Named Mountain West Freshman of the Week on March 10, 2025
- Threw 1st complete game against Alabama State on March 1, added 2nd against San Diego on March 7 and 3rd against San Diego State on March 21
- Struck out all 3 batters in the bottom of the 7th to earn her first win, throwing 4.2 innings with one hit and no runs allowed against Houston Christian
- 6th in the MW in strikeouts, 2nd in batters struck out looking, tied for 4th in saves, 9th in ERA
- In Bobcat Tournament, struck out 10 to 1 walk allowed
- Has not allowed a run in 8 outings and limited opponents to 1 hit in 3
- Of her 3.2 IP at Houston on Feb. 7, threw 2.2 scoreless innings, retiring the side in order in the 5th
- HS team won the state championship in 2023
- Played for AZ Storm National-Mathis
- Named Defensive Player of the Year following her sophomore and junior years and was named first team all-conference
- Majoring in exercise science

THE 2025 LOBOS



77 Marina Tinari

SO • P/OF • 5-4 • L/L
Castle Rock, Colo. (Florida Gulf Coast)

SEASON BESTS

IP (high)	4.0	St. John's, 2-9-25
H (low)	0	Houston, 2-7-25
R (low)	0	St. John's, 2-9-25
ER (low)	0	St. John's, 2-9-25
BB (low)	1	2x, last: Texas Southern, 2-23-25
SO (high)	2	Sam Houston, 2-6-25
BF (high)	18	St. John's, 2-9-25
NP (high)	54	St. John's, 2-9-25

CAREER BESTS (MIN. 3.0 IP)

IP (high)	4.0	St. John's, 2-9-25
H (low)	4	St. John's, 2-9-25
R (low)	0	St. John's, 2-9-25
ER (low)	0	St. John's, 2-9-25
BB (low)	1	St. John's, 2-9-25
SO (high)	1	St. John's, 2-9-25
BF (high)	18	St. John's, 2-9-25
NP (high)	54	St. John's, 2-9-25

PITCHING SUPERLATIVES (MIN. 4.0 IP)

	Season	Career
5+ K		
10+ K		
1 R or Less	1	1
Shutout		

2025 GAME-BY-GAME (PITCHING)

DATE	OPPONENT	W-L	ERA	CG	IP	H	R	ER	BB	SO	2B	3B	HR	BF	HBP
2/6	Texas A&M-CC							-Did Not Play-							
2/6	Sam Houston	0-1	9.00	0	2.1	5	3	3	2	2	1	0	0	14	0
2/7	Houston Christian							-Did Not Play-							
2/7	Houston	0-1	10.50	0	0.2	0	1	1	4	0	0	0	0	6	0
2/8	Houston Christian							-Did Not Play-							
2/8	Houston							-Did Not Play-							
2/9	St. John's	0-0	0.00	0	4.0	4	0	0	1	1	2	0	0	18	1
2/14	Fordham							-Did Not Play-							
2/14	St. Thomas							-Did Not Play-							
2/15	Texas State	0-1	7.00	0	1.0	3	1	1	0	0	0	0	1	5	0
2/15	St. Thomas							-Did Not Play-							
2/16	Texas State							-Did Not Play-							
2/21	North Dakota							-Did Not Play-							
2/22	Texas Southern							-Did Not Play-							
2/22	North Dakota							-Did Not Play-							
2/23	Texas Southern	0-0	0.00	0	0.0	2	3	3	1	0	0	0	0	3	0
2/23	Tarleton State							-Did Not Play-							
2/28	Northwestern State							-Did Not Play-							
2/28	Mississippi State	0-0	21.00	0	1.0	2	3	3	2	0	0	0	2	7	0
3/1	Mississippi State							-Did Not Play-							
3/1	Alabama State							-Did Not Play-							
3/2	Alabama State							-Did Not Play-							
3/6	Saint Joseph's							-Did Not Play-							
3/7	San Diego							-Did Not Play-							
3/7	UPenn							-Did Not Play-							
3/8	Saint Joseph's							-Did Not Play-							
3/11	New Mexico State							-Did Not Play-							
3/14	San José State	0-0	0.00	0	0.0	0	0	0	2	0	0	0	0	2	0
3/15	San José State							-Did Not Play-							
3/16	San José State							-Did Not Play-							
3/21	San Diego State							-Did Not Play-							
3/22	San Diego State							-Did Not Play-							
3/23	San Diego State							-Did Not Play-							
3/25	UC San Diego							-Did Not Play-							
4/2	Utah State							-Did Not Play-							
4/2	Utah State							-Did Not Play-							
4/5	Boise State							-Did Not Play-							
4/6	Boise State							-Did Not Play-							
4/11	Colorado State														
4/12	Colorado State														
4/13	Colorado State														
4/15	UTEP														
4/17	at Fresno State														
4/18	at Fresno State														
4/19	at Fresno State														
4/22	UTEP														
4/25	Nevada														
4/26	Nevada														
4/27	Nevada														
5/1	UNLV														
5/2	UNLV														
5/3	UNLV														
		0-3	8.56	0	9.0	16	11	11	12	3	3	0	3	55	1

CAREER STATS

SEASON	GS	APP	CG	W-L	ERA	SHO	SV	IP	H	R	ER	BB	SO	2B	3B	HR	BF	NP-STK	WP	HBP	PO	A	E	FLD%
2024*	1	12	0	0-2	4.47	0	0	15.2	20	14	10	10	6	4	0	4	79	288-161	2	3	0	4	1	.800
2025	3	7	0	0-3	8.56	0	0	9.0	16	11	11	12	3	3	0	3	55	211-103	2	1	0	2	0	1.000
TOTAL	4	19	0	0-5	5.96	0	0	24.2	36	25	21	22	9	7	0	7	134	499-264	4	4	0	6	1	.857

*at Florida Gulf Coast

HIGHLIGHTS

- Spent last season at Florida Gulf Coast
- Threw 2.2 innings against Louisville and Florida State for season highs
- Recorded 2 strikeouts in 2 games last season (against Louisville and MTSU)
- Didn't allow a run in a combined 5.1 innings through 4 consecutive appearances in the circle
- Majoring in psychology

THE 2025 LOBOS



77 Marina Tinari
SO • P/OF • 5-4 • L/L
Castle Rock, Colo. (Florida Gulf Coast)

SEASON BESTS				
Hits	1	Sam Houston, 2-6-25		
Doubles				
Triples				
Home Runs				
RBI				
Runs	1	Penn, 3-7-25		
Walks	1	3x, last: Penn, 3-7-25		
Stolen Bases				

CAREER BESTS				
Hits	1	Sam Houston, 2-6-25		
Doubles				
Triples				
Home Runs				
RBI				
Runs	1	Penn, 3-7-25		
Walks	1	3x, last: Penn, 3-7-25		
Stolen Bases				

STREAKS		
	Current	Career Best
Hitting		1
On-Base		2

MULTI-HIT GAMES					
	2	3	4	5+	TOTAL
2024	-	-	-	-	-
2025					

MULTI-RBI GAMES					
	2	3	4	5+	TOTAL
2024	-	-	-	-	-
2025					

2025 GAME-BY-GAME (HITTING)																
DATE	OPPONENT	POS	AB	R	H	TB	2B	3B	HR	RBI	BB	HBP	SO	SB-ATT	E	
2/6	Texas A&M-CC								-Did Not Play-							
2/6	Sam Houston	*p/dp	1	0	1	1	0	0	0	0	1	0	0	0-0	0	
2/7	Houston Christian								-Did Not Play-							
2/7	Houston	*dp/p	3	0	0	0	0	0	0	0	1	0	1	0-0	0	
2/8	Houston Christian								-Did Not Play-							
2/8	Houston								-Did Not Play-							
2/9	St. John's	p	0	0	0	0	0	0	0	0	0	0	0	0-0	0	
2/14	Fordham	pr	0	0	0	0	0	0	0	0	0	0	0	0-0	0	
2/14	St. Thomas								-Did Not Play-							
2/15	Texas State								-Did Not Play-							
2/15	St. Thomas								-Did Not Play-							
2/16	Texas State	ph	1	0	0	0	0	0	0	0	0	0	0	0-0	0	
2/21	North Dakota								-Did Not Play-							
2/22	Texas Southern								-Did Not Play-							
2/22	North Dakota								-Did Not Play-							
2/23	Texas Southern	ph	1	0	0	0	0	0	0	0	0	0	0	0-0	0	
2/23	Tarleton State								-Did Not Play-							
2/28	Northwestern State								-Did Not Play-							
2/28	Mississippi State	ph	1	0	0	0	0	0	0	0	0	0	0	0-0	0	
3/1	Alabama State								-Did Not Play-							
3/1	Alabama State								-Did Not Play-							
3/2	Alabama State								-Did Not Play-							
3/6	Saint Joseph's	ph	1	0	0	0	0	0	0	0	0	0	0	0-0	0	
3/7	San Diego								-Did Not Play-							
3/7	UPenn	ph	0	1	0	0	0	0	0	0	1	0	0	0-0	0	
3/8	Saint Joseph's								-Did Not Play-							
3/11	New Mexico State								-Did Not Play-							
3/14	San José State								-Did Not Play-							
3/15	San José State								-Did Not Play-							
3/16	San José State								-Did Not Play-							
3/21	San Diego State								-Did Not Play-							
3/22	San Diego State								-Did Not Play-							
3/23	San Diego State	ph	1	0	0	0	0	0	0	0	0	0	0	0-0	0	
3/25	UC San Diego								-Did Not Play-							
4/2	Utah State	ph	1	0	0	0	0	0	0	0	0	0	0	0-0	0	
4/2	Utah State								-Did Not Play-							
4/5	Boise State								-Did Not Play-							
4/6	Boise State								-Did Not Play-							
4/11	Colorado State															
4/12	Colorado State															
4/13	Colorado State															
4/15	UTEP															
4/17	at Fresno State															
4/18	at Fresno State															
4/19	at Fresno State															
4/22	UTEP															
4/25	Nevada															
4/26	Nevada															
4/27	Nevada															
5/1	UNLV															
5/2	UNLV															
5/3	UNLV															
			10-2	10	1	1	1	0	0	0	0	3	0	1	0-0	0

CAREER STATS																
SEASON	GP	GS	AVG.	AB	R	H	2B	3B	HR	RBI	TB	SLG%	BB	SO	HBP	OB% SF SH SB-SA PO A E FLD%
2024	14	1	.000	0	1	0	0	0	0	0	0	.000	0	0	0	.000 0 0 0-0 0 4 1 .800
2025	10	2	.100	10	1	1	0	0	0	0	1	.100	3	1	0	.308 0 0 0-0 0 2 0 1.000
TOTAL	24	3	.100	10	2	1	0	0	0	0	1	.100	3	1	0	.308 0 0 0-0 0 6 1 .857

- HIGHLIGHTS
- Spent last season at Florida Gulf Coast
 - Pinch ran once at Jacksonville on March 24, 2024
 - Majoring in psychology



❖ 2025 LOBO SOFTBALL FIELD ❖

