



NEW MEXICO BASEBALL

2025 SCHEDULE

22-17 10-8 15-5 5-11 2-1

W-L MW H A N

DATE	OPPONENT	TIME(MT)
2/14	vs. Austin Peay [^]	W, 9-6
2/15	vs. UC Irvine [^]	L, 4-18
2/16	vs. Seton Hall [^]	W, 5-3
2/18	Arizona	L, 0-10 (7)
2/21	N. Colorado	L, 15-16
2/22	N. Colorado ^{DH}	L, 11-15
2/22	N. Colorado ^{DH}	W, 13-4
2/23	N. Colorado	W, 12-7
2/25	New Mexico St.	W, 7-0
2/28	Rhode Island	L, 13-14
3/1	Rhode Island	W, 15-14
3/2	Rhode Island ^{DH}	W, 8-4 (7)
3/2	Rhode Island ^{DH}	W, 10-9
3/7	Tarleton	L, 4-10
3/8	Tarleton ^{DH}	L, 0-4 (7)
3/8	Tarleton ^{DH}	L, 6-9
3/9	Tarleton	L, 3-4
3/14	Unlv*	W, 12-6
3/15	Unlv*	W, 13-3 (8)
3/16	Unlv*	W, 11-8
3/21	Nevada*	W, 6-4 (12)
3/22	Nevada*	L, 4-20 (7)
3/23	Nevada*	L, 5-7
3/25	Grand Canyon	W, 12-10
3/28	Air Force*	W, 7-4
3/29	Air Force*	W, 12-7
3/30	Air Force*	L, 1-7
4/1	New Mexico St.	W, 15-10
4/4	Fresno St.*	L, 5-12
4/5	Fresno St.*	L, 3-11
4/6	Fresno St.*	L, 7-13
4/8	Texas Tech	W, 15-5 (8)
4/11	Washington St.*	W, 10-9
4/12	Washington St.*	W, 24-14 (7)
4/13	Washington St.*	L, 11-16
4/15	New Mexico St.	W, 12-10
4/17	UNLV*	W, 13-7
4/18	UNLV*	L, 3-10
4/19	UNLV*	W, 6-3
4/22	New Mexico St.	6 PM
4/25	San Jose St.*	6 PM
4/26	San Jose St.*	2 PM
4/27	San Jose St.*	12 PM
5/2	San Diego St.*	7 PM
5/3	San Diego St.*	5 PM
5/4	San Diego St.*	1 PM
5/7	Texas Tech	TBA
5/9	Air Force*	1 PM
5/10	Air Force*	1 PM
5/11	Air Force*	12 PM
5/15	Fresno St.*	6 PM
5/16	Fresno St.*	2 PM
5/17	Fresno St.*	12 PM
5/21-25	MW Tournament	—

[^] - Mlb Desert Invitational
First Two Games At Sloan Park (Mesa, Az),
Third At Salt River Fields (Scottsdale, Az).
* - Mountain West Conference Game
Home Games In **Bold**

GAME 40



NEW MEXICO LOBOS (22-17, 10-8 MW)

Head Coach: Tod Brown, 4th season (97-101 UNM) [438-451 overall]
2024 Home: 18-10 | Away: 7-10 | Neutral: 2-4 | 2024 Final RPI: #202
UNM All-Time Series vs. NMSU: 168-95 | H: 79-34 | A: 65-52 | N: 4-2



VS NEW MEXICO STATE (19-21, 7-8 C-USA)

APRIL 22 | ALBUQUERQUE, N.M. | SANTA ANA STAR FIELD
Head Coach: Jake Angier, 2nd season (44-50, .468)
2024 Record: 25-29 (10-14 C-USA)

LEADING OFF...

New Mexico Baseball returns home from a successful week on the road for its fourth and final Rio Grande Rivalry matchup of the season with New Mexico State on Tuesday at Santa Ana Star Field, with the Lobos (22-17, 10-8 MW) going for the clean sweep of the Aggies (19-21, 7-8 C-USA) after UNM took the first three meetings this season. After winning more games on the road last week than they had the entire season previously, Head Coach Tod Brown's Lobos look to keep building momentum when they return to Santa Ana Star Field -- where they're 15-5 this season -- for all four games this week.

Winners of six of their last eight after back-to-back 3-1 weeks the Lobos remain one of the nation's most productive offenses -- they now rank a season-high No. 4 in the nation in team Batting Average (0.328), No. 5 in total hits (452), No. 8 in slugging (.558), No. 3 in doubles per game (2.62) while cracking the Top 100 in the nation in in triples per game (41st, 0.31), on-base percentage (23rd, .422), scoring per nine innings (24th, 8.8), total base on balls (90th, 194) and homers per game (21st, 1.64).

UNM already clinched the season series with NMSU in Las Cruces last Tuesday, improving to 3-0 against NMSU on the season with a 12-10 victory before winning two of three at UNLV (13-7, 3-10, 6-3) to secure their first road series of the season. The Lobos have now finished with at least nine team hits in each of their last eight games and are batting .378 as a team with 15.06 hits and 12.75 runs per nine innings in that span.

All of four of this week's home games at Santa Ana Star Field will be available to stream free via the MW Network, with live stats, streaming options and more available via GoLobos.com/BSBGameDay. Follow @UNMLoboBaseball on IG, X and Facebook for comprehensive coverage, promotional updates, behind-the-scenes content and more.

NCAA D-I STAT RANKINGS (4/20)

Stat	Rank	Value
Batting Average	4	0.328
Home Runs Per Game	21	1.64
Doubles Per Game	3	2.62
Triples Per Game	T-41	0.31
Slugging Percentage	8	0.558
On Base Percentage	23	0.422
Scoring	T-24	8.8
Double Plays Per Game	T-127	0.69
Strikeout-to-Walk Ratio	186	1.56
Fielding Percentage	116	0.970

ALL-TIME SERIES

- With three wins over the Aggies already this season -- one in Albuquerque and two in Las Cruces -- UNM is 170-95 all-time against their rivals to the south, with a 79-34 record in home matchups and a 65-52 record in Las Cruces.
- UNM went 1-2 against the Aggies in 2024 before their initially-scheduled fourth game in Albuquerque was scrapped due to weather.
- Tod Brown is now 10-4 against the Aggies in his tenure as UNM Head Coach. Current NMSU head coach Jake Angier was Brown's pitching coach at North Dakota State for three seasons (2011-2013).

JOSH McALISTER NAMED MW POTW

- After homering three times and posting a 1.638 OPS as New Mexico went 3-1 for the second week in a row, Lobo Senior Infielder Josh McAlister has been named Mountain West Player of the Week, the league announced Monday afternoon.
- McAlister is the fourth Lobo to earn Player of the Week honors this season along with Jordy Oriach (Feb. 24, March 3) and Tye Wood (April 15) -- Cooper Brass has also earned MW Freshman of the Week honors this season (Feb. 17). It's the first MW Weekly honors of McAlister's career.
- McAlister slashed .400/.438/1.200 across four

continued on page 2

ON DECK

The Lobos stay home for another Mountain West Conference weekend set with fifth-place San Jose State (20-20, 8-10 MW) that gets going on Friday evening (6 p.m. MT).

UNIVERSITY OF NEW MEXICO

Location	Albuquerque, N.M.
Founded	1889
Enrollment	8,800
Nickname	Lobos
Colors	Cherry and Silver
Affiliation	NCAA Division I
Conference	Mountain West
President	Garnett Stokes
Dir. of Athletics	Fernando Lovo
Faculty Rep.	Karen Gaudreault
Athletics Phone	(505) 925-5521
Ticket Ops.	(505) 925-5627

BASEBALL STADIUM

Home Field	Santa Ana Star Field
Capacity	1,000
Dimensions	338 (LF); 408 (LC); 420 (CF); 408 (RC) 338 (RF)

LOBO BASEBALL HISTORY

First Season	1899
Overall Record	1983-1832-18 (.520)
Overall MW Record	360-283-1 (.564)
Years in NCAA Postseason	6 (1962, 2010, '11, '12, '13, '16)
Conference Titles	7 (1962, 2000, '11, '12, '13, '14, '17)
Conference Tournament Titles	3 (2011, '12, '16)

COACHING STAFF

Head Coach	Tod Brown
Years at UNM	4th season
Record at UNM	97-101 (4 yr.)
Overall Record	438-451 (18 yrs.)
Asst. Coach / Pitching	Michael Lopez
Years at UNM	4th season
Asst. Coach / Recruiting	Matt Risdon
Years at UNM	3rd season
Asst. Coach (Hitting)	Justin Mitchell
Years at UNM	2nd season
Dir. of Ops / Player Development	Tyler McPeak
Years at UNM	1st season
Athletic Trainer	Robert Rimorin

2024 REVIEW

Overall Record	28-26
MWC Record (Finish)	17-13 (2nd)
Home Record	18-10
Away Record	8-12
Neutral Record	2-4
Starters Returning/Lost	7/7
Pitchers Returning/Lost	10/8
Letterwinners Returning/Lost	23/15
Newcomers	17



Last week, the Lobos went 3-1 on the road with a 12-10 win over the Aggies in Las Cruces and a MWC series win over UNLV (13-7, 3-10, 6-3).

games (6-for-15) to help New Mexico go 3-1 on the road last week at New Mexico State (12-10) and UNLV (13-7, 3-10, 6-3), driving in a team-high eight runs and scoring three more while hitting three home runs, a double, and a triple. With their first true road series win of the year, the Lobos have now won six of their last eight since suffering a road sweep at first-place Fresno State April 4-6.

- The senior infielder finished with two RBI in all four games on the week with flawless defense across multiple infield positions (SS, 2B, 3B), handling 10 total chances for six assists and four putouts without an error.

RAKING AT HOME

- The Lobos are 15-5 in home games at Santa Ana Star Field this year and batting .378 with an average of 13.0 runs and 15.3 hits per nine innings in those games. Their .750 winning percentage at home so far this season would be the second-best in any season with 15 or more games in the 12 years since Santa Ana Star Field became the Lobos' home venue. UNM went 14-2 (.875) in their first season calling SAS Field home in 2013.

- UNM needs just one more win at home this year to reach 200 wins since Santa Ana Star Field opened to the public.

UNM ALL-TIME AT S.A.S FIELD

YEAR	W	L	T	PCT.
2013	14	2	0	.875
2014	23	8	1	.734
2015	20	10	0	.667
2016	19	8	0	.704
2017	19	10	0	.655
2018	11	14	1	.442
2019	14	16	0	.467
2020	9	1	0	.900
2021	9	6	0	.600
2022	11	13	0	.458
2023	17	10	0	.630
2024	18	10	0	.640
2025	15	5	0	.750
Total	199	113	2	.636

- The Lobos currently have the most home wins (15) in the Mountain West and the highest home

2025 SEASON SO FAR

Current MW placing	T-2nd
Current streak	W-1
Longest win streak	4, 3/14-21
Longest loss streak	4, 3/7-9
Overall series (3+ games)	5-3-1
MW series	4-2
Home series	4-1
Away series	1-3
Sweeps	1-1
Last 5	3-2
Last 10	6-4
Series openers	5-4
Series finales	4-5
Weekends (Fri/Sat/Sun)	16-16
Weekdays (Mon-Thu)	6-1
Day games (before 6 p.m.)	13-15
Night games (6 p.m. or later)	8-2

win percentage (.750).

- Jordy Oriach hits for even more power at 5,300 feet above sea level – he's slugging .913 at home (.772 overall) with 10 doubles, two triples and seven homers in Albuquerque. He leads four Lobos that are batting above .400 at home this season ahead of Khalil Walker (.423), Josh McAlister (.415) and Akili Carris (.407).

- RHP Josh Barnhouse has a 1.86 ERA at home across 10 appearances (19.1 IP), compiling a 3-0 record in those games.

- In games played in cities at 3,900 feet or higher above sea level, the Lobos are 18-7 (.720), batting .364 as a team.

LOBOS CLINCH RIVALRY SERIES IN CRUCES

- A six-run opening frame propelled New Mexico to another high-scoring rout of in-state rivals New Mexico State in the third meeting between the two teams this season Tuesday night at Presley Askew Field, with the Lobos calming things down in the middle innings and holding on late to win 12-10 and secure the season series.

- With their third-straight win over the Aggies (18-19, 6-6 C-USA) and 20th win on the season, the Lobos (20-16, 8-7 MW) improved




to 5-1 in midweek matchups and 7-1 in night games. They'll face NM State one more time next Tuesday at Santa Ana Star Field with an opportunity to sweep the four-game season series for the first time since 2022.

- UNM scored 12 runs on 10 hits and 11 base on balls, drawing seven walks in the first two innings and capitalizing with nine runs in that span. They only needed three more – a solo homer from Will Asby in the third and a pair of run-scoring outs from Tye Wood in the fourth and sixth – to hold on in the final frame even after the Aggies took advantage of five walks in the bottom of the eighth to bring four runs across and cut the deficit to two.
- Khalil Walker (2-for-4, 3 RBI, 1 R, 2B) cleared the bases with a clutch two-out double in the opening frame that proved to be the difference and Will Asby (3-for-6, 1 RBI, 2 R, HR) mashed his seventh homer of the year to lead the way, with Tye Wood (0-for-4, 2 RBI, 1 R, BB), Luke Mansy (0-for-3, 2 RBI, 1 R, 2 BB) and Caleb Herd (0-for-2, 1 RBI, 2 R, 3 BB) all driving in or scoring multiple runs despite going hitless.
- LHP Justin Still (3.0 IP, 5 H, 1 R/0 ER, 1 BB, 5 K) set the tone immediately after taking over in the third, striking out the side while retiring three of four in the third before ending a scoreless fourth with his fourth punchout of the night – he also came one shy of a career-high from 2022 (5/15/2022) after striking out one more to limit the damage to just one unearned run in the fifth.
- After the Aggies made RHP Grant Origer (0.0 IP, 0 H, 2 ER, 1 BB, 0 K) and RHP Josh Barnhouse (0.2, 1 H, 2 ER, 3 BB, 0 K) pay with three runs in the bottom of the eighth, RHP Ty Cunningham (1.1 IP, 1 H, 0 R, 1 BB, 2 K) took over, closing the final frame with back-to-back strikeouts to earn his eighth save of the year.

LAST WEEKEND'S SERIES (AT UNLV, 4/17-19)

- New Mexico took its fourth MW weekend series of the year with two wins against UNLV last weekend (13-7, 3-10, 6-3) at Earl E. Wilson Stadium April 17-19.
- The Lobos slugged seven home runs across the series and hit .306 as a team (33-for-108) with a .565 slugging percentage and 22 runs scored.
- UNM tallied five multi-hit games from Akili Carris (.538) and received big-time production from Josh McAlister, who homered three times and drove in a team-high six runs while slugging 1.600 for the weekend to earn his first MW Player of the Week honors.
- Ethan Ott added two home runs and four RBIs, while Jordy Oriach hit .545 with three extra-base hits and three RBIs of his own.
- On the mound, the Lobo bullpen combined for a 3.00 ERA over 12.0 innings, led by senior closer Ty Cunningham, who earned two saves in 3.2 shutout innings and now leads the Mountain West with nine on the year.
- As a staff, UNM held the Rebels to a .250 average and just two home runs while striking out 17 and posting a 5.54 ERA overall for the series.

LONG BALL LOBOS
Through 39 games this season, 14 different players have combined for 64 home runs, exiting the ballpark eight times last week on the road at New Mexico State and UNLV. UNM is averaging

LAST THREE GAMES											
THURSDAY, APRIL 17				FRIDAY, APRIL 18				SATURDAY, APRIL 19			
LOBOS HIT 6 HR TO WIN 4TH IN A ROW OVER UNLV				REBELS GASH 'BOS EARLY, EVEN WEEKEND SERIES				LOBOS CLINCH FIRST ROAD SERIES IN LV FINALE			
R H E				R H E				R H E			
 13 15 2				 3 9 2				 6 9 1			
7 9 2				10 8 0				3 9 1			

MOUNTAIN WEST STANDINGS (4/20)					
School	MW	CPCT.	Overall	PCT.	Streak
1. Fresno State	12-6	.667	19-20	.487	L1
2. Nevada	10-8	.556	22-17	.564	L1
2. New Mexico	10-8	.556	22-17	.564	W1
2. San Diego State	10-8	.556	14-27	.341	L1
5. San José State	8-10	.444	20-20	.500	L5
5. Air Force	8-10	.444	16-24	.400	W1
5. Washington State	8-10	.444	15-23	.395	W1
8. UNLV	6-12	.333	19-20	.487	L1

THROUGH THE ORDER (Projected Lineup)															
NO.	PLAYER	YR/POS	BA	SLG	OBP	G/AB	R	H	2B	3B	HR	RBI	BB	SO	
4	Tye Wood	SR/OF	.271	.448	.427	34/96	27	26	9	1	2	20	22	26	
12	Will Asby	SR/OF	.295	.538	.374	37/156	38	46	14	0	8	29	18	25	
10	Jordy Oriach	JR/OF	.403	.772	.494	38/149	46	60	15	2	12	46	22	21	
47	Ethan Ott	SR/DH	.365	.738	.468	34/126	36	46	12	1	11	37	20	33	
26	Luke Mansy	SR/INF	.415	.547	.568	25/53	19	22	4	0	1	12	15	4	
14	Akili Carris	JR/INF	.356	.459	.379	34/135	26	48	11	0	1	37	6	28	
24	Brodey Williams	JR/C	.338	.507	.448	21/71	13	24	9	0	1	10	14	17	
3	Karsen Waslefsky	JR/INF	.278	.444	.353	31/90	20	25	4	1	3	22	9	17	
15	Khalil Walker	SR/OF	.364	.580	.425	39/143	30	52	12	5	3	23	12	17	
OTHER KEY HITTERS															
NO.	PLAYER	YR/POS	BA	SLG	OBP	G/AB	R	H	2B	3B	HR	RBI	BB	SO	
2	Cooper Brass	R-FR/INF	.299	.343	.375	26/67	14	20	3	0	0	9	10	10	
9	Josh McAlister^	SR/INF	.352	.703	.458	37/128	35	45	7	1	12	34	19	43	
29	Caleb Herd	JR/C	.261	.522	.400	16/46	12	12	0	0	4	15	12	10	
43	Gene Trujillo	FR/1B	.175	.250	.340	21/40	7	7	0	0	1	3	6	16	
48	Andrew Neil	SR/UTL	.298	.617	.382	22/47	13	14	1	1	4	11	3	15	
*Stats are for 2025 season ^ out short-term with injury															

164 homers per nine innings so far this season, moving up among the nation's leaders in that category for the third week in a row from 31st in the nation last week to 21st heading into this week's games.

With three homers last week, Josh McAlister has matched teammate Jordy Oriach – who also homered last week – with a Mountain West-leading 12 HR this season. Ethan Ott is just behind with 11 on the season after going yard three times in the Lobos' last two weekend series, while Will Asby (8), Andrew Neil (4), Caleb Herd (4), Karsen Waslefsky (3) and Khalil Walker (3) all have multiple.

2025 NEW MEXICO LOBOS ROSTER



2 COOPER BRASS
INF | 5-10 | R-FR



3 KARSEN WASLEFSKY
INF | 5-11 | JR



4 TYE WOOD
OF | 5-11 | SR



5 SHANE MILLER
INF | 6-0 | FR



6 BRIAN MCBROOM
RHP | 6-0 | SR



7 TOMMY WHITE
RHP | 6-4 | JR



8 DEREK MONTIJO
INF/OF | 6-0 | FR



9 JOSH MCALESTER
INF | 6-2 | SR



10 JORDY ORIACH
OF | 6-5 | JR




11 AUSTIN MUNGUIA
C | 5-10 | JR



12 WILL ASBY
OF | 5-11 | SR



13 MATT ROMERO
LHP | 6-0 | SR



14 AKILI CARRIS
INF | 6-2 | JR



15 KHALIL WALKER
OF | 5-10 | SR



16 GRANT ORIGER
RHP | 6-2 | FR



17 CRISTIAN MOGEN
RHP/INF | 6-0 | FR



18 BECK SULLIVAN
RHP | 5-11 | FR



19 JUSTIN STILL
LHP | 6-3 | SR



20 LUKE BANISTER
C | 5-10 | JR



22 BEN BAKER-LIVINGSTON
RHP | 6-2 | R-JR



23 TY CUNNINGHAM
RHP | 6-3 | JR



24 BRODEY WILLIAMS
C | 6-0 | JR



25 LUKE WISEMAN
RHP | 6-0 | R-JR



26 LUKE MANSY
INF/OF | 5-10 | JR




27 DAVID LOPEZ
RHP | 6-2 | SR



28 CHARLES LAVIGNE
RHP | 6-5 | FR



29 CALEB HERD
C | 5-9 | JR



31 DAYNE PENGELLY
RHP | 6-2 | SR



32 SYDNEY WARD
OF | 6-0 | JR



33 DAXTON PURSER
LHP | 6-2 | SR



34 JOSH BARNHOUSE
RHP | 6-5 | SR




35 PRESLEY MONTEFORTE
LHP | 6-0 | JR



36 ELIAS FIDDLER
UTL | 6-0 | JR



38 BLAKE LEHMBECK
RHP | 6-1 | SO



39 RYAN CASTILLO
RHP | 6-5 | SO



42 BLAKE BELL
RHP | 6-4 | FR



43 GENE TRUJILLO
1B/OF | 6-6 | SO



47 ETHAN OTT
1B/OF | 6-2 | SR



48 ANDREW NEIL
INF/UTL | 6-0 | SR



49 JACK MESSMORE
RHP/UTL | 6-1 | JR



TOD BROWN
head coach



MICHAEL LOPEZ
PITCHING coach



MATT RISDON
ASSISTANT coach



JUSTIN MITCHELL
assistant coach



TYLER MCPEAK
DIR. OF OPS / DEVELOPMENT

BY POSITION

FIRST BASE (2): Ott, Trujillo
INFIELD (5): Brass, Carris, Mansy, McAlister, Miller, Neil
OUTFIELD (5): Asby, Walker, Ward, Oriach, Wood
CATCHER (3): Banister, Herd, Williams
RHP (18): Alvarez, Baker-Livingston, Barnhouse, Bell, Castillo, Mogen, Lopez, Lehmbeck, Origer, Pengelly, Cunningham, Wiseman, White, Sullivan, Messmore, Lavigne, McBroom
LHP (7): Cornelius, Romero, Still, Monteforte, Purser, Barnhouse
UTL (1): Fiddler

BY CLASS

FRESHMEN (6): Miller, Origer, Sullivan, Lavigne, Bell, Mogen
SOPHOMORES (3): Castillo, Trujillo, Lehmbeck
JUNIORS (17): Alvarez, Waslefsky, Cunningham, White, Oriach, Monteforte, Wiseman, Williams, Mansy, Herd, Ward, Messmore, Walker, Fiddler
SENIORS (14): Romero, Still, Pengelly, Cornelius, Neil, Lopez, Asby, Ott, Banister, Carris, McAlister, McBroom, Wood, Barnhouse

BREAKDOWN

POSITION PLAYERS	
Returners.....	23
Newcomers	17
Starters Returning	5
Starters Lost	4
Lettermen Returning	8
Lettermen Lost	8
PITCHERS	
Pitchers Returning	11
Pitchers Lost	5
Weekend Starters Returning.....	2/3
Returners w/ 1+ GS in '24	7
Returners w/5+ App. in '24.....	7
Returners w/1+ App. in '24.....	10

PRESEASON MWC COACHES' POLL

2025 Predicted Order of Finish		
RANK	SCHOOL (1st Place Votes)	POINTS
1.	Fresno State (6)	43
2.	Nevada	35
3.	Washington State (1)	30
4.	UNLV (1)	27
4.	New Mexico	27
4.	San Diego State	27
7.	Air Force	19
8.	San José State	16

PRESEASON ALL-MOUNTAIN WEST

Name	Yr.	Pos.	Institution
Chase Spencer	Sr.	OF/P	Air Force
Jack Anker	Jr.	P	Fresno State
Victor Arreola	Jr.	P	Fresno State
Murf Gray	Jr.	INF	Fresno State
Eddie Saldivar	Sr.	INF	Fresno State
Michael Ball	Sr.	INF	Nevada
Taylor Holder	Sr.	OF	Nevada
Ethan O'Neal	Sr.	P	Nevada
Will Asby	Gr.	OF	New Mexico
Khalil Walker	Jr.	OF	New Mexico
Finley Bates	So.	INF	San Diego State
Omar Serrano	Sr.	P	San Diego State

NEW MEXICO LOBOS ROSTER

NO.	NAME	POS.	HT.	WT.	B/T	YR.	HOMETOWN
2	Cooper Brass	INF	5-10	170	R/R	R-FR	Chandler, AZ
3	Karsen Waslefsky	INF	6-0	175	R/R	JR	Gilbert, AZ
4	Tye Wood	OF	5-11	185	S/L	SR	Gardner, KS
5	Shane Miller	INF	6-1	190	L/R	FR	Gilbert, AZ
6	Brian McBroom	RHP	6-0	180	R/R	SR	Oakley, CA
7	Tommy White	RHP	6-4	210	R/R	JR	Albuquerque, NM
8	Diego Alvarez	RHP	5-10	185	R/R	JR	Sahuarita, AZ
9	Josh McAlister	INF	6-2	185	R/R	SR	Homewood, IL
10	Jordy Oriach	OF	6-5	225	L/L	JR	Haverhill, MA
11	Matt Cornelius	LHP	6-0	185	L/L	SR	Zuni, NM
12	Will Asby	OF	5-11	200	L/R	SR	Sacramento, CA
13	Matt Romero	LHP	6-0	195	L/L	SR	Albuquerque, NM
14	Akili Carris	INF	6-2	185	R/R	JR	Albuquerque, NM
15	Khalil Walker	OF	5-10	170	L/L	SR	Mansfield, TX
16	Grant Origer	RHP	6-3	225	R/R	FR	Parker, TX
17	Cristian Mogen	RHP	6-0	180	R/R	R-FR	Peoria, AZ
18	Beck Sullivan	RHP	5-11	180	R/R	FR	Waxahachie, TX
19	Justin Still	LHP	6-3	215	L/L	SR	Chandler, AZ
20	Luke Banister	C	5-10	200	R/R	SR	Round Rock, TX
22	Ben Baker-Livingston	RHP	6-2	185	R/R	SR	Richardson, TX
23	Ty Cunningham	RHP	6-3	215	R/R	JR	Iowa Park, TX
24	Brodey Williams	C	6-0	210	L/R	JR	Houston, TX
25	Luke Wiseman	RHP	6-0	215	R/R	R-JR	Wylie, TX
26	Luke Mansy	INF/OF	5-10	180	L/R	R-JR	San Diego, CA
27	David Lopez	RHP	6-1	220	R/R	SR	Mission, TX
28	Charles Lavigne	RHP	6-5	200	L/R	FR	Blainville, Quebec
29	Caleb Herd	C	5-9	185	R/R	JR	Vail, AZ
31	Dayne Pengelly	RHP	6-2	195	L/R	SR	Rio Rancho, NM
32	Sydney Ward	OF	6-0	240	R/R	JR	Albuquerque, NM
33	Daxton Purser	LHP	6-1	225	L/L	SR	Providence, UT
34	Josh Barnhouse	RHP	6-6	240	R/R	SR	Prosper, TX
35	Presley Monteforte	LHP	6-0	190	R/L	JR	Centennial, CO
36	Elias Fiddler	UTL	6-0	175	R/R	JR	Durango, CO
38	Blake Lehmbeck	RHP	6-1	195	R/R	SO	Tucson, AZ
39	Ryan Castillo	RHP	6-2	180	R/R	SO	Los Lunas, NM
42	Blake Bell	RHP	6-4	215	R/R	FR	Phoenix, AZ
43	Gene Trujillo	1B	6-5	230	L/R	SO	Albuquerque, NM
47	Ethan Ott	1B/OF	6-2	215	R/R	SR	Chesapeake, VA
48	Andrew Neil	RHP/IF	5-11	185	L/R	SR	Oakley, CA
49	Jack Messmore	RHP	6-1	215	L/R	JR	Niceville, FL

COACHING STAFF
Tod Brown - Head Coach, 4th season
Michael Lopez - Assistant Coach, 4th season
Matt Risdon - Assistant Coach, 3rd season
Justin Mitchell - Assistant Coach, 2nd season
Tyler McPeak - Dir. of Ops & Player Development, 1st season

NEW MEXICO STATS

Player	avg	gp-gs	ab	r	h	2b	3b	hr	bi	tb	slg%	bb	hp	so	gdp	ob%	sf	sh	sb-att	po	a	e	fld%
10 ORIACH, Jordy	.403	38-38	149	46	60	15	2	12	46	115	.772	22	7	21	4	.494	2	0	1-2	17	0	0	1.000
47 OTT, Ethan	.365	34-33	126	36	46	12	1	11	37	93	.738	20	7	33	3	.468	3	0	0-1	251	17	0	1.000
15 WALKER, Khalil	.364	39-39	143	30	52	12	5	3	23	83	.580	12	4	17	2	.425	1	2	2-5	91	0	1	.989
14 CARRIS, Akili	.356	34-32	135	26	48	11	0	1	37	62	.459	6	1	28	2	.379	3	0	1-3	20	37	7	.891
9 MCALISTER, Josh	.352	37-36	128	35	45	7	1	12	34	90	.703	19	6	43	0	.458	0	1	8-9	55	102	9	.946
12 ASBY, Will	.295	37-37	156	38	46	14	0	8	29	84	.538	18	3	25	2	.374	2	2	1-1	69	0	0	1.000
3 WASLEFSKY, Karsen	.278	31-24	90	20	25	4	1	3	22	40	.444	9	2	17	0	.353	1	1	2-5	31	72	7	.936
4 WOOD, Tye	.271	34-26	96	27	26	9	1	2	20	43	.448	22	5	26	1	.427	1	2	4-4	39	1	1	.976
26 MANSY, Luke	.415	25-14	53	19	22	4	0	1	12	29	.547	15	5	4	0	.568	1	0	0-0	15	28	4	.915
24 WILLIAMS, Brodey	.338	21-19	71	13	24	9	0	1	10	36	.507	14	1	17	3	.448	1	1	1-2	149	21	0	1.000
2 BRASS, Cooper	.299	26-15	67	14	20	3	0	0	9	23	.343	10	0	10	2	.375	3	2	3-4	22	40	1	.984
48 NEIL, Andrew	.298	22-7	47	13	14	1	1	4	11	29	.617	3	4	15	1	.382	1	0	0-0	7	3	2	.833
29 HERD, Caleb	.261	16-16	46	12	12	0	0	4	15	24	.522	12	0	10	2	.400	2	0	0-0	110	8	2	.983
20 BANISTER, Luke	.179	11-5	28	5	5	1	0	1	8	9	.321	4	0	9	2	.273	1	0	0-0	41	3	0	1.000
43 TRUJILLO, Gene	.175	21-9	40	7	7	0	0	1	3	10	.250	6	4	16	2	.340	0	0	1-1	54	2	1	.982
5 MILLER, Shane	.000	3-1	4	1	0	0	0	0	3	0	.000	2	0	2	0	.286	1	0	0-0	4	3	0	1.000
Totals	.328	39	1379	342	452	102	12	64	319	770	.558	194	49	293	26	.422	23	11	24-37	995	381	41	.971
Opponents	.321	39	1391	343	446	110	25	37	319	717	.515	193	56	302	23	.417	26	8	37-55	982	343	36	.974

LOB - Team (332), Opp (336). DPs turned - Team (27), Opp (30). IBB - Team (4), ORIACH, J. 2, MCALISTER, J. 1, MANSY, L. 1.

(All games Sorted by Earned run avg)

Player	era	w-l	app	gs	cg	sho	sv	ip	h	r	er	bb	so	2b	3b	hr	b/avg	wp	hp	bk	sfa	sha
34 BARNHOUSE, Josh	5.28	4-1	20	0	0	0/1	0	30.2	34	18	18	14	19	9	4	2	.291	2	1	0	3	2
39 CASTILLO, Ryan	6.82	4-2	7	7	1	0/0	0	33.0	43	28	25	12	34	12	1	4	.314	5	3	0	1	0
33 PURSER, Daxton	7.49	2-3	12	6	0	0/1	1	45.2	49	40	38	19	58	13	1	6	.269	4	2	0	3	0
31 PENGELLY, Dayne	9.55	1-2	10	10	0	0/1	0	33.0	54	41	35	28	30	15	2	1	.370	3	6	0	3	1
23 CUNNINGHAM, Ty	3.70	1-1	16	0	0	0/0	8	24.1	21	10	10	13	21	6	0	0	.226	1	2	0	0	1
7 WHITE, Tommy	4.68	2-0	13	0	0	0/0	0	25.0	28	14	13	12	24	3	1	3	.286	0	6	0	0	1
25 WISEMAN, Luke	5.89	3-0	16	0	0	0/0	0	18.1	26	15	12	8	19	6	1	0	.313	0	2	1	1	0
35 MONTEFORTE, Presley	7.40	0-1	6	3	0	0/0	0	20.2	30	19	17	8	13	9	0	1	.333	1	6	1	0	1
27 LOPEZ, David	9.37	1-2	4	4	0	0/0	0	16.1	20	19	17	9	14	3	3	3	.294	5	5	0	1	0
8 ALVAREZ, Diego	9.69	1-3	8	4	0	0/0	1	26.0	36	28	28	8	20	6	5	5	.321	0	4	0	2	0
11 CORNELIUS, Matt	11.48	1-0	8	0	0	0/0	0	13.1	19	21	17	14	13	7	0	3	.339	2	5	0	2	1
49 MESSMORE, Jack	14.00	0-1	11	0	0	0/1	0	18.0	35	31	28	11	11	12	4	4	.412	2	1	1	5	0
13 ROMERO, Matt	16.43	0-0	10	1	0	0/0	0	7.2	17	14	14	8	5	2	0	1	.436	2	4	0	1	0
6 MCBROOM, Brian	17.47	0-0	7	0	0	0/0	0	5.2	10	11	11	5	5	2	2	1	.417	0	1	0	2	0
38 LEHMBECK, Blake	18.00	0-0	1	0	0	0/0	0	1.0	1	2	2	0	0	1	0	0	.333	0	1	0	1	0
19 STILL, Justin	18.90	0-0	4	0	0	0/0	0	3.1	9	8	7	6	5	1	1	0	.500	0	0	0	0	0
17 MOGEN, Cristian	19.29	1-1	4	3	0	0/0	0	4.2	7	10	10	7	6	2	0	1	.368	0	2	0	1	1
42 BELL, Blake	20.25	0-0	3	0	0	0/0	0	2.2	3	6	6	5	3	0	0	2	.300	0	2	0	0	0
22 BAKER-LIVINGSTON, Be	27.00	0-0	2	1	0	0/0	0	1.1	2	4	4	5	1	0	0	0	.333	1	1	0	0	0
16 ORIGER, Grant	36.00	0-0	2	0	0	0/0	0	1.0	2	4	4	1	1	1	0	0	.400	0	2	0	0	0
Totals	8.57	21-17	39	39	1	1/1	10	331.2	446	343	316	193	302	110	25	37	.321	28	56	3	26	8
Opponents	8.36	17-21	39	39	0	2/2	4	327.1	452	342	304	194	293	102	12	64	.328	37	49	3	23	11

NEW MEXICO STATE ROSTER

#	Name	Pos.	B/T	Ht.	Wt.	Cl.	Hometown / Previous School
1	Jonatan Clough	OF	R/R	6-4	215	Jr.	La Romana, Dominican Republic / New Mexico JC
2	Camden Kaufman	INF	R/R	6-1	190	Jr.	Waukee, Iowa / Des Moines Area CC
3	Aidan Lombardi	INF	R/R	6-1	180	Jr.	Petaluma, Calif. / Santa Rosa JC
4	Sheehan O'Connor	INF	R/R	6-1	190	Sr.	Seattle, Wash. / Everett CC
5	Tariq Freeny	C	R/R	6-2	210	R-So.	Chandler, Ariz. / Cisco College
6	Chris Daniels	INF/RHP	R/R	6-2	210	Fr.	Richland, Wash. / Richland HS
7	Mitch Namie	UTL	L/R	6-2	200	Jr.	Mesa, Ariz. / Red Mountain HS
8	Gianni Horvat	INF	R/R	5-11	170	Sr.	Valencia, Calif. / UNLV
9	Boston Vest	INF	R/R	5-11	190	Fr.	St. George, Utah / Dixie HS
10	Joey Craig	OF	R/R	6-2	190	Jr.	Omaha, Neb. / Houston
11	Matthew Yarc	RHP	R/R	6-0	175	Fr.	Chino, Calif. / Ayala HS
12	Tommy Meluskey	OF	S/L	6-1	195	R-Fr.	Yakima, Wash. / Oregon
13	Cooper Reese	RHP	R/R	6-2	190	Fr.	Couder d'Alene, Idaho / Lake City HS
14	Colton Sneddon	RHP	R/R	6-3	210	Jr.	Pocatello, Idaho / Treasure Valley CC
15	Steve Solorzano	RHP/INF	R/R	6-0	190	So.	Las Cruces, N.M. / Las Cruces HS
16	Isaiah Burke	C	R/R	5-10	200	R-Jr.	Springfield, Ore. / Oregon State
17	Brandon Forrester	INF	S/R	5-9	165	R-So.	Sacramento, Calif. / Oregon State
18	Cole Rogers	OF	R/R	5-9	180	Fr.	Phoenix, Ariz. / Mountain Pointe HS
19	Alejandro Maltos-Garcia	RHP	R/R	5-11	195	Jr.	Brush, Colo. / New Mexico JC
20	Bryce Campbell	INF	R/R	6-4	215	Jr.	Turlock, Calif. / Modesto JC
21	Ian Hoslett	RHP	R/R	6-0	185	Jr.	Encinitas, Calif. / Feather River College
22	Hayden Lewis	RHP	R/R	6-0	170	Jr.	Scottsdale, Ariz. / Arizona
23	Kade Benavidez	RHP	L/R	6-1	225	Sr.	Belen, N.M. / New Mexico JC
24	Mike Woodward	OF	R/R	6-5	225	Sr.	Rancho Cucamonga, Calif. / Chaffey College
25	Austin Corbett	OF	R/R	5-10	175	Sr.	Phoenix, Ariz. / Paradise Valley CC
27	Jack Turner	RHP	R/R	6-1	195	Jr.	Sayville, N.Y. / Suffolk County CC
28	Jaden Davis	RHP	R/R	6-0	170	Fr.	Jemez Pueblo, N.M. / Cleveland HS
30	Hazen Wright	RHP	R/R	6-3	195	Fr.	Carlsbad, N.M. / Carlsbad HS
31	Dylan Weekly	RHP	R/R	6-4	200	Fr.	Queen Creek, Ariz. / Queen Creek HS
32	Saul Soto	RHP	R/R	6-4	245	Jr.	Rio Rico, Ariz. / Nogales HS
33	Jake Carvajal	RHP	R/R	6-2	205	R-Jr.	Dallas, Texas / Northern Colorado
34	Carson Timmons	RHP	R/R	6-1	180	Fr.	League City, Texas / Clear Falls HS
35	Dane Woodcock	C	R/R	6-0	180	Sr.	Eugene, Ore. / Tacoma CC
40	Cade Shumard	LHP	R/L	6-2	205	Fr.	Scottsdale, Ariz. / Cochise College
45	Cody Carson	RHP	R/R	6-0	190	Fr.	Thousand Oaks, Calif. / Menlo College
48	Connor Wylde	LHP	L/L	6-7	225	Sr.	Huntington Beach, Calif. / Cypress College
50	Ferny Barreda	RHP	R/R	6-0	185	Sr.	Sahuarita, Ariz. / Cochise College
88	Brandon Clizbe	C	R/R	6-2	185	Fr.	Alamo, Calif. / Monte Vista HS

COACHES & STAFF

Head Coach: Jake Angier (South Dakota State '07)

Assistant Coach: David Bellamy (NM State '18)

Assistant Coach: Dillon Leveille (Cameron University '15)

Assistant Coach: Camden Duzenack (Dallas Baptist '17)

ALL-TIME VS. NM STATE

Series Record: 166-93

Home: 77-34; Away: 63-50; Neutral: 2-3
(ONLY GAMES SINCE 2000 SHOWN)

2/11/00	Albuquerque, N.M.	L, 13-15
2/12/00	Albuquerque, N.M.	W, 16-9
2/13/00	Albuquerque, N.M.	L, 6-13
3/3/00	Las Cruces, N.M.	W, 9-2
3/4/00	Las Cruces, N.M.	W, 12-6
3/5/00	Las Cruces, N.M.	L, 11-14
2/2/01	Las Cruces, N.M.	L, 11-12
2/3/01	Las Cruces, N.M.	L, 6-7 (11)
2/4/01	Las Cruces, N.M.	L, 6-7
2/20/01	Albuquerque, N.M.	L, 0-11
2/27/01	Albuquerque, N.M.	W, 14-12
2/8/02	Las Cruces, N.M.	W, 9-1
2/9/02	Las Cruces, N.M.	L, 3-4 (15)
2/10/02	Las Cruces, N.M.	L, 6-7
3/4/02	Albuquerque, N.M.	W, 14-7
3/26/02	Albuquerque, N.M.	L, 11-12
4/9/02	Albuquerque, N.M.	W, 14-13
2/21/03	Las Cruces, N.M.	W, 6-4
2/23/03	Las Cruces, N.M.	L, 4-5
3/9/03	Albuquerque, N.M.	W, 10-9
4/8/03	Las Cruces, N.M.	L, 7-10
4/22/03	Albuquerque, N.M.	L, 14-16
3/24/04	Las Cruces, N.M.	L, 9-16
3/30/04	Albuquerque, N.M.	W, 17-13
2/12/05	Albuquerque, N.M.	W, 13-9
2/13/05	Albuquerque, N.M.	W, 8-3
2/13/05	Albuquerque, N.M.	W, 14-12
3/22/05	Las Cruces, N.M.	L, 5-8
3/29/05	Las Cruces, N.M.	L, 8-9
4/12/05	Las Cruces, N.M.	L, 8-10
2/7/06	Las Cruces, N.M.	W, 5-3
2/21/06	Albuquerque, N.M.	L, 6-12
2/28/06	Las Cruces, N.M.	W, 15-12
3/7/06	Albuquerque, N.M.	W, 7-6
2/13/07	Las Cruces, N.M.	W, 11-7
2/20/07	Las Cruces, N.M.	W, 16-5
3/13/07	Albuquerque, N.M.	L, 6-9
3/20/07	Albuquerque, N.M.	W, 13-6
3/18/08	Las Cruces, N.M.	W, 12-3
3/18/08	Las Cruces, N.M.	W, 8-6
3/25/08	Albuquerque, N.M.	L, 2-15
3/26/08	Las Cruces, N.M.	W, 13-1
3/3/09	Las Cruces, N.M.	W, 7-2
3/10/09	Albuquerque, N.M.	L, 4-5
3/2/10	Las Cruces, N.M.	W, 9-6
3/3/10	Las Cruces, N.M.	L, 8-17
3/9/10	Albuquerque, N.M.	L, 10-14
3/10/10	Albuquerque, N.M.	W, 13-4
2/22/11	Albuquerque, N.M.	L, 8-13
3/8/11	Las Cruces, N.M.	L, 4-9
3/6/12	Las Cruces, N.M.	L, 12-16
3/13/12	Albuquerque, N.M.	L, 2-6
4/3/12	Las Cruces, N.M.	L, 5-7
5/15/12	Albuquerque, N.M.	W, 12-10 (11)
4/1/13	Las Cruces, N.M.	L, 5-10
4/17/13	Albuquerque, N.M.	W, 13-6
3/25/14	Las Cruces, N.M.	W, 14-4
4/2/14	Albuquerque, N.M.	W, 17-7
4/21/15	Albuquerque, N.M.	W, 22-3
5/5/15	Las Cruces, N.M.	L, 8-22
3/8/16	El Paso, Texas	L, 6-9
4/5/16	Roswell, N.M.	W, 3-2
4/26/16	Albuquerque, N.M.	W, 10-4
5/3/16	Las Cruces, N.M.	W, 3-2
3/7/17	El Paso, Texas	W, 8-2
3/28/17	Las Cruces, N.M.	W, 5-3
5/2/17	Albuquerque, N.M.	L, 5-12
4/10/18	Albuquerque, N.M.	L, 1-9
5/1/18	Las Cruces, N.M.	L, 2-13
5/8/18	Albuquerque, N.M.	L, 3-4
3/26/19	Las Cruces, N.M.	L, 5-13
4/16/19	Albuquerque, N.M.	L, 8-11 (10)
3/29/22	Las Cruces, N.M.	W, 19-2
4/5/22	Las Cruces, N.M.	W, 7-4
5/10/22	Albuquerque, N.M.	W, 13-7
5/17/22	Albuquerque, N.M.	W, 12-4
3/21/23	Albuquerque, N.M.	L, 0-2
4/18/23	Las Cruces, N.M.	W, 13-0 (7)
5/2/23	Albuquerque, N.M.	W, 14-6 (8)
5/16/23	Las Cruces, N.M.	L, 0-8 (7)
3/19/24	Albuquerque, N.M.	W, 14-4 (7)
4/9/24	Las Cruces, N.M.	L, 2-10
4/30/24	Las Cruces, N.M.	L, 8-10
2/25/25	Albuquerque, N.M.	W, 7-0
4/1/25	Las Cruces, N.M.	W, 15-10
4/15/25	Las Cruces, N.M.	W, 12-10

NEW MEXICO STATE STATISTICS

Player	avg	gp	gs	ab	r	h	2b	3b	hr	rbi	slg	bb	hp	so	gdp	ob%	sf	sh	sbat	po	a	e	fld%	
15 Steve Solorzano	.363	34-33	124	35	45	11	1	6	26	76	.613	23	11	27	2	.500	0	0	3-3	199	10	1	.995	
7 Mitch Namie	.350	40	40	157	27	55	14	1	4	33	.83	.529	23	8	32	1	.455	1	1	4-7	56	1	2	.966
17 Brandon Forrester	.340	37-36	150	38	51	8	2	2	17	69	.460	24	1	26	0	.429	2	1	12-14	40	79	4	.967	
4 Sheehan O'Connor	.277	35-34	130	32	36	8	1	8	23	70	.538	14	2	47	1	.356	0	3	8-8	64	97	3	.982	
2 Tommy Meluskey	.247	30-22	73	17	18	4	0	4	21	34	.466	12	13	24	1	.344	1	0	6-9	52	1	2	.964	
10 Joey Craig	.234	39-37	124	24	29	6	1	6	25	55	.444	21	6	52	3	.366	2	1	5-7	64	1	5	.929	

20 Bryce Campbell	.322	23-23	90	17	29	6	0	2	24	41	.456	16	4	17	1	.441	1	0	0-0	113	1	2	.983	
9 Boston Vest	.322	21-15	59	10	19	0	1	2	9	27	.458	11	2	13	2	.438	1	0	0-0	9	29	4	.905	
8 Gianni Horvat	.318	11-5	22	6	7	0	1	0	4	9	.409	1	2	3	2	.385	1	0	2-2	1	3	0	1.000	
2 Camden Kaufman	.313	19-19	67	11	21	5	2	2	13	36	.537	2	3	13	1	.342	4	0	2-3	33	43	6	.927	
25 Austin Corbett	.273	13-5	22	3	6	0	0	0	5	6	.273	3	1	8	2	.357	2	0	2-2	18	1	0	1.000	
1 Jonatan Clough	.271	15-14	48	11	13	2	1	9	22	45	.458	10	5	15	1	.444	0	0	4-5	17	0	0	1.000	
23 Kade Benavidez	.250	18-14	52	6	13	3	0	0	5	16	.308	7	7	12	2	.409	0	1	0-0	10	0	0	1.000	
35 Dane Woodcock	.246	17-16	61	7	15	3	1	0	12	20	.328	2	2	15	2	.292	0	4	0-0	121	10	3	.978	
3 Aidan Lombardi	.235	22-12	68	10	16	5	0	0	9	21	.309	10	4	19	1	.361	1	1	0-0	23	47	2	.972	
18 Cole Rogers	.222	3-2	9	0	2	0	0	0	0	2	.222	0	1	1	0	.300	0	0	0-0	3	0	0	1.000	
5 Tariq Freeny	.219	28-25	96	16	21	5	0	0	7	26	.271	12	3	26	0	.321	1	0	1-1	192	17	0	1.000	
6 Chris Daniels	.100	13-4	20	2	2	0	0	0	3	2	.100	5	1	10	0	.308	0	0	0-0	19	2	0	1.000	
32 Saul Soto	.000	1-0	0	0	0	0	0	0	0	0	.000	0	0	0	0	.000	0	0	0-0	0	1	0	1.000	
Totals	.290	40	1372	272	398	80	13	37	245	615	.448	196	76	360	30	.403	17	12	49-61	1041	387	46	.969	
Opponents	.314	40	1403	328	440	84	16	56	305	724	.516	193	60	311	35	.413	20	17	34-53	1044	356	43	.970	

LOB - Team (357), Opp (323). DPs turned - Team (44), Opp (35). TPs turned - Team (1). IBB - Team (3), S. Solorzano 2, B. Forrester 1, Opp (5). Picked off - M. Namie 2, I. Craig 2, T. Meluskey 1.

(All games Sorted by Earned run avg)

Player	era	w-l	app	gs	cg	sho	sv	ip	h	r	er	bb	so	2b	3b	hr	b/avg	wp	hp	bks	sfa	sha
27 Jack Turner	5.63	4-3	10	10	0	0	0	54.1	69	48	34	24	39	13	1	9	.311	2	9	0	1	4
48 Connor Wylde	8.10	2-0	11	3	0	0	0	40.0	52	38	36	14	36	9	0	8	.323	2	4	0	2	3

15 Steve Solorzano	0.00	1-0	3	0	0	0	0	5.0	2	0	0	0	4	0	0	0	.133	0	0	0	0	0
30 Hazen Wright	2.93	0-0	11	0	0	0	0	15.1	9	6	5	10	19	2	0	0	.188	3	3	0	2	2
32 Saul Soto	4.94	3-1	13	1	0	0	0	31.0	31	18	17	15	28	7	1	2	.250	2	4	0	0	1
31 Dylan Weekly	5.89	0-0	13	0	0	0	0	18.1	20	12	12	12	17	6	1	4	.270	1	1	0	0	0
6 Chris Daniels	6.30	0-1	6	3	0	0	0	10.0	12	7	7	7	6	2	1	1	.324	0	1	0	1	1
28 Jaden Davis	6.94	1-0	9	0	0	0	0	11.2	14	12	9	13	14	2	2	0	.333	1	5	0	1	0
14 Colton Sneddon	7.20	0-0	4	0	0	0	0	5.0	7	4	4	4	1	1	1	0	.368	0	2	0	1	1
11 Matthew Yarc	7.28	0-2	11	6	0	0	0	29.2	37	28	24	10	23	5	2	10	.298	1	1	0	0	0
21 Ian Hoslett	8.02	2-3	12	0	0	0	0	21.1	27	20	19	13	22	4	4	3	.325	3	2	0	5	2
22 Hayden Lewis	8.46	1-3	9	7	0	0	0	27.2	39	30	26	6	25	9	2	5	.320	3	4	1	2	1
34 Carson Timmons	8.47	1-1	10	0	0	0	0	17.0	19	16	16	10	18	4	0	2	.286	2	3	0	1	0
35 Henry Barrada	8.66	1-2	8	0	0	0	0	17.2	17	12	17	11	22	4	2	3	.312	4	0	1	0	0
13 Cooper Reese	9.53	1-1	8	0	0	0	0	11.1	11	13	12	14	8	3	0	1	.254	2	2	0	0	0
33 Jake Carvajal	10.47	1-2	10	2	0	0	0	16.1	39	22	19	13	16	6	1	3	.453	3	5	0	1	0
45 Cody Carson	16.50	0-1	3	0	0	0	0	6.0	12	11	11	1	1	1	0	1	.444	0	3	0	1	0
19 A. Maltos-Garcia	22.85	0-0	6	0	0	0	1	4.1	10	11	11	8	5	2	0	1	.455	1	4	0	1	0
44 Caldo Shumard	25.31	0-1	7	1	0	0	0	5.1	10	15	15	11	4	4	0	1	.435	1	3	0	0	1
Totals	7.62	18-21	40	40	0	0	4	347.1	440	328	294	193	311	84	16	56	.314	28	60	2	20	17
Opponents	6.21	21-18	40	40	1	2	1	348.0	398	272	240	196	360	80	16	37	.290	42	86	0	17	12