

2025 NM STATE FOOTBALL

STAN FULTON CENTER, 1815 WELLS STREET | LAS CRUCES, NM 88003 | @NMSTATEFOOTBALL | @NMSTATEFB | FB.COM/NMSTATEFOOTBALL | WWW.NMSTATESPORTS.COM

ATHLETIC MEDIA RELATIONS
Contact: Michael Navarrette
O: 575-646-4120 | C: 915-525-8627
E: micnav@nmsu.edu

2025 SCHEDULE

	vs. Bryant Sat., Aug. 30 W, 19-3 ESPN+
	vs. Tulsa Sat., Sept. 6 W, 21-14 ESPN+
	at LATech Sat., Sept. 13 L, 49-14 ESPN+
	at New Mexico Sat., Sept. 27 2 p.m. MW Network
	vs. Sam Houston Thurs., Oct. 2 7 p.m. CBS Sports Network
	at RV Liberty Tues., Oct. 14 5 p.m. CBS Sports Network
	vs. Missouri State Wed., Oct. 22 7 p.m. CBS Sports Network
	at WKU Sat., Nov. 1 1:30 p.m. ESPN Networks
	vs. Kennesaw State Sat., Nov. 8 2 p.m. ESPN Networks
	at #24Tennessee Sat., Nov. 15 2:15 p.m. SEC Network
	at UTEP Sat., Nov. 22 1 p.m. ESPN Networks
	vs. MTSU Sat., Nov. 29 1 p.m. ESPN Networks

AllTimes Mountain
AllTimes Subject to Change
All HOME games listed in **BOLD**

GAMEDAY INFORMATION

Date.....Saturday, September 27
Kickoff Time.....2 p.m. MT
Location.....Albuquerque, N.M.
Venue.....University Stadium
Capacity.....39,224
Surface.....FieldTurf
TV Stream.....Mountain West Network
Play-by-Play.....Robert Portnoy
Analyst.....DonTrell Moore
Radio.....99.5 FM KXPZ (TuneInApp)
Play-by-Play.....Adam Young
Analyst.....Danny Knee
Sirius XM.....TBA
Affiliates.....Alamogordo 103.7 FM KNMZ
.....Carlsbad 1240 AM KAMQ
.....El Paso 1380 AM KHEY
.....Gallup 1230 AM | 98.3 FM KYVA
Live Stats.....nmstatesports.com/stats (StatBroadcast)



New Mexico Lobos

Head Coach.....Jason Eck
Career Record (Years).....28-14 (4th)
Record at UNM (Years).....2-1 (1st)

STAT LEADERS

RUSHING | #22 Scottre Humphrey
34-222, 6.5 ypc, 3 TD, 74.0 ypg
PASSING | #2 Jack Layne
56-84-3, 515 yds, 3 TD, 171.7 ypg
RECEIVING | #7 Dorian Thomas
18-168, 2 TD, 9.3 ypc, 56.0 ypg
DEFENSE | #9 Jaxton Eck
34.0 tackles, 19 solo, 1 PBU

GAME

4

NM State Record vs. New Mexico
35-74-5 (First met in 1894)

STAT COMPARISON (FBS RANK)

2-1 (W2).....Overall Record (Streak).....2-1 (L1)
0-0 (MW).....Conf. Record.....0-1 (CUSA)
28.0 (78).....Scoring Offense.....18.0 (121)
22.0 (64).....Scoring Defense.....22.0 (64)
188.0 (50).....Rushing Offense.....48.0 (134)
143.7 (74).....Rushing Defense.....187.3 (117)
174.7 (111).....Passing Offense.....253.3 (48)
244.3 (99).....Passing Defense.....214.0 (78)
362.7 (91).....Total Offense.....301.3 (119)
388.0 (94).....Total Defense.....401.3 (103)



NM State Aggies

Head Coach.....Tony Sanchez
Career Record (Years).....25-50 (7th)
Record at NM State (Years).....5-10 (2nd)

STAT LEADERS

RUSHING | #8 Dijon Stanley
20-59, 3.0 ypc, 19.7 ypg
PASSING | #4 Logan Fife
59-109-3, 760 yds, 5 TD, 253.3 ypg
RECEIVING | #0 PJ Johnson III
13-211, 16.2 ypc, 70.3 ypg
DEFENSE | #35 Tyler Martinez
24 tackles, 13 solo, 1.0 TFL, 1 INT

PICK SIX

115 Saturday's contest will mark the 115th all-time meeting between NM State and New Mexico.

157 With 157 receiving yards against LA Tech, PJ Johnson III became the first Aggie receiver with over 150 receiving yards since 2017.











16 Saturday represents just the 16th time in the history of the Rio Grande Rivalry that the two teams will enter the game with a winning record, including being just the second time since 1964.

10 With another interception in its last outing, the Aggie defense has now recorded 10 interceptions across the last seven games, dating back to last season.

1999 NM State is seeking its first 3-1 start since the 1999 season.

2 The Aggies are looking to win back-to-back road games against New Mexico since the 2009 and 2011 seasons.

ON THE SIDELINE

									
Tony Sanchez Head Coach	David Cobb Asst. HC / GM / Running Backs	Cedric Cormier Wide Receivers / Passing Game Coordinator	Nelson Fishback Tight Ends / Special Teams Coordinator	Taylor Mazzone Offensive Analyst	Jared Hensley Linebackers	Eti Ena Defensive Line	John Cannova Offensive Line	Shaun Wick Offensive Analyst	Michael Marquardt Analyst

INSIDE THE BOOTH

								
Timothy Wilkinson Defensive Analyst	JaMario McClendon Graduate Assistant	Steve Irvin Cornerbacks	Joe Morris Defensive Coordinator	David Yost Offensive Coordinator / Quarterbacks	Henry Fernandez Safeties	Robert Castaneda Analyst	Taylor Powell Analyst	Dylan Early Graduate Assistant

NEW MEXICO GAME WEEK - MEDIA SCHEDULE

21 SUNDAY Team Stretch No Interviews	22 MONDAY Off Day Weekly Press Conference 11 a.m. Hall of Legends	23 TUESDAY Practice 9:30-11 a.m. Interviews Upon Request	24 WEDNESDAY Practice 9:30-11 a.m. Interviews Upon Request	25 THURSDAY Practice No Interviews	26 FRIDAY Travel Day No Interviews	27 SATURDAY GAME DAY NM State at New Mexico 2 p.m. MT Postgame Press Conference
---	---	---	---	---	---	---

THE STATE AT STAKE

The Aggies and Lobos will meet on Saturday in what will mark the 115th all-time meeting between the rivals from the Land of Enchantment. The contest colloquially known as the Rio Grande Rivalry was first played on New Year’s Day in 1894, and since 1905, the two sides have met in all but seven years (1907, 1910, 1918, 1943, 1944, 1945, 2020).

This year’s collision carries a little extra weight, as it marks the first time since 1992 that both programs will enter the game with a winning record. Across the history of the rivalry, this has only happened 15 times prior to Saturday, with 14 of these occurrences coming before 1965.

In the case of NM State, this will mark the 41st time that the Aggies enter the Battle of I-25 hoisting a winning record.

In the last 15 meetings between the two programs, New Mexico holds a slight edge, winning eight times. However, the Aggies have come away with a victory in two of the last three run-ins, including winning by a score of 27-17 the last time that the game was held at University Stadium (2023).

Saturday’s game will also represent the 60th time that the game will take place in Albuquerque, with the Aggies holding a 14-42-3 in road games against the Lobos.

FIRST CLASS PJ

In the Aggies’ last outing, wide receiver PJ Johnson III became the first Aggie to record over 150 receiving yards in a single game since 2017. Johnson III tallied a game-high 157 yards and one touchdown on seven catches, including 87 yards after the catch.

The last Aggie to accomplish this feat was future fourth-round NFL Draft pick Jaleel Scott, who notched 174 receiving yards and one touchdown on nine catches in a road bout against SEC foe Arkansas on Sept. 30, 2017.

For Johnson III, this surpassed his previous career-high of 90 yards, which he recorded in the Aggies’ final game of the season last year.

With this output, Johnson III now paces all Aggie wideouts in receiving yards with 211 while also leading the team in receiving touchdowns with two. Additionally, with 13 catches and 211 yards, the native of Lake Charles, La., ranks fourth among CUSA pass catchers and now sits just six catches and 135 yards shy of his season totals amassed across 12 games in 2024.

MOVE THE CHAINS

While only 1-for-1, NM State is currently one of just 11 teams in the nation with a perfect conversion rate on fourth down and is one of just three teams in the Group of Five among this group. This may be put to the test on Saturday as New Mexico enters the game as one of just five teams in the nation yet to allow a fourth-down conversion, as it has stopped all three of its opponents’ attempts thus far.

GOING CLUBBING

After breaking his hand in the season opener, senior linebacker Tyler Martinez has played two games with a club on his right hand, but this has not slowed the standout from Albuquerque down in the slightest.

Even with a club on his hand during the last two games, Martinez ranks second on the team in total tackles (16) and leads the team in pass breakups with three. Martinez also recorded his first collegiate interception in the Aggies’ road matchup against LA Tech two weeks ago.

AIR AGGIE

Thus far, NM State has recorded more passing yards than its opponent in all three games it has played. Last year, the Aggies did this just once when they out-passed UTEP in the final game of the season.

After a 2024 season that saw the Aggies finish 127th in the nation in passing offense, the passing attack has turned into the strong suit of this version of the NM State offense. Entering week four, the Aggies rank 48th in the nation and third among Conference USA teams in passing offense, averaging 254.0 passing yards per contest.

SERIES CAPSULE

vs. New Mexico

Overall: 35-74-5 | Home: 21-33-2 | Away: 14-42-3

LAST 25 Matchups

Date	Location	Score	W/L
9/28/24	Las Cruces, N.M.	40-50	L
9/16/23	Albuquerque, N.M.	27-17	W
10/15/22	Las Cruces, N.M.	21-9	W
9/11/21	Albuquerque, N.M.	25-34	L
9/21/19	Albuquerque, N.M.	52-55	L
9/15/18	Las Cruces, N.M.	25-42	L
9/9/17	Albuquerque, N.M.	30-28	W
9/10/16	Las Cruces, N.M.	32-31	W
10/3/15	Albuquerque, N.M.	29-38	L
9/20/14	Las Cruces, N.M.	35-38	L
10/5/13	Albuquerque, N.M.	17-66	L
9/22/12	Las Cruces, N.M.	14-27	L
10/1/11	Albuquerque, N.M.	42-28	W
10/9/10	Las Cruces, N.M.	16-14	W
9/28/09	Albuquerque, N.M.	20-17	W
9/15/08	Las Cruces, N.M.	24-35	L
9/8/07	Albuquerque, N.M.	33-34	L
9/9/06	Las Cruces, N.M.	28-34	L
9/17/05	Albuquerque, N.M.	21-38	L
9/24/04	Las Cruces, N.M.	3-38	L
9/27/03	Albuquerque, N.M.	17-24	L
9/21/02	Las Cruces, N.M.	24-13	W
11/24/01	Albuquerque, N.M.	0-53	L
9/16/00	Las Cruces, N.M.	13-16	L
9/11/99	Albuquerque, N.M.	35-28	W

MEDIA INFORMATION

Interviews with all NM State players and coaches must be arranged through the NM State Media Relations Department. Contact Michael Navarrette, Assistant AD of Media Relations, or Matthew Knope, Assistant Director of Media Relations, to arrange interviews.

NM STATE CONTACTS

FB Primary Contact..... Michael Navarrette
Email..... micnav@nmsu.edu
Cell:..... 915-525-8627

FB Secondary Contact..... Matthew Knope
Email..... mcknope@nmsu.edu
Cell..... 972-824-9908

NEW MEXICO CONTACT

FB Primary Contact..... Frank Mercogliano
Email..... fmercog@unm.edu

FAST START
With a win over Tulsa in week two, the Aggies moved to 2-0 for the first time since 2014. Despite the loss at LA Tech, the 2-1 start still marks NM State's best start through three games since 2014. 2014 also serves as the last time that the Aggies entered the Rio Grande Rivalry with a winning record (2-1).

NO FLY ZONE
Against LA Tech, the Aggies' Tyler Martinez hauled in his first career interception to bring the team's season total to four. Through four weeks of play, this ranks tied for 20th among teams at the FBS level and second in comparison to CUSA teams.

With four interceptions across the opening two weeks, the Aggie defense has now amassed 10 interceptions over its last seven games, dating back to the end of last season when it recorded two interceptions in three of its final four games.

PROTECTING PAY DIRT
Through three weeks, the Aggie defense is allowing 22.0 points per game, and despite allowing 49 points on the road at LA Tech, NM State still ranks second in CUSA in scoring defense.

During this stretch, the Aggies have been exceptional at maintaining a "bend, don't break" mantra as they currently rank 13th in the country in red zone defense, allowing six scores on nine opportunities. The Aggies will look to continue this trend this week when they take on a New Mexico offense that ranks 126th in the nation in red zone offense.

This defensive support has proved to be what the Aggie offense has needed as it has averaged 20.0 points in the team's two wins. Last season, NM State finished the year 0-5 when scoring fewer than 23 points and is now 2-1 when doing so this season.

Meanwhile, the Aggie offense has been equally elite at converting in the red zone itself, as they are one of 19 teams in the country to come away with points in each of their attempts. Thus far, the Aggies have posted three touchdowns and a pair of field goals among their five trips inside the opponents' 20-yard line.

JAM(ALL) DAY
Following an Aggie debut in which he led the team in tackles and sacks, Samford transfer Jamall Thompson Jr. once again put together an impressive performance in the Aggies' victory over Tulsa on Sept. 6 as he tallied four total tackles, one tackle for loss and what would essentially be the game-sealing interception as he dropped into coverage to bring the Aggie offense back on the field with 34 seconds remaining in the game.

Thus far, the versatile defender ranks tied for first on the team in total tackles (24.0), interceptions (1) and sacks (2.0).

TREMENDOUS TRANSFERS
Jamall Thompson Jr. is one of a number of transfers contributing to the Aggies' success on the defensive side of the ball. Through three games, four of the Aggies' top seven tacklers joined the team in the offseason as Thompson Jr. ranks tied for first on the team with 24 total tackles, Tory Gethers ranks fifth with 17 tackles, Bernock Iya ranks sixth with 16 tackles and Ezra Christensen ranks seventh with 15 tackles.

Additionally, both Thompson Jr. and Christensen enter Saturday tied for the team lead in sacks with two each.

GAME-WINNER GAVIN
Aggie tight end Gavin Harris has proven to be an important piece of the Aggie passing game through three weeks and that was on full display during the Aggies' game-winning drive against Tulsa three weeks ago as Logan Fife connected with Harris for the go-ahead

touchdown on 3rd-and-goal from the 15-yard line.

Through four weeks, the Central Michigan transfer ranks second in receiving yards per game (43.4) among all CUSA tight ends.

HOMEGROWN AGGIES
This weekend's game will be one of seven for the Aggies in the state of New Mexico, a place from which 15 Aggies hail. This group of homegrown Aggies includes key defensive contributors Tyler Martinez and Zaiden Davis.

FANTASTIC FIFE
In the Aggies' victory over Tulsa, Logan Fife submitted one of the more impressive passing performances among Aggie quarterbacks in recent history. Against the Golden Hurricane, Fife finished with 28 completions for 252 yards on 45 attempts. His 28 completions marked the most completions for an Aggie quarterback in a single game since Nov. 6, 2021, when Jonah Johnson had 30 completions at home against Utah State.

Through three games, Fife has tallied 760 passing yards. Last season, Aggie quarterbacks combined to throw for 1,718 yards across 12 games. At this pace, Fife would surpass this mark in the Aggies' seventh game.

FEAR THE FRONT LINE
Through two weeks, the Aggie defense has tallied six sacks, 19 tackles for loss and 17 quarterback hurries. This charge has been led by Jamall Thompson Jr., who has a pair of sacks and six tackles for loss to his name thus far. Ezra Christensen was also a force against Tulsa as he notched two sacks and three tackles for loss in the win.

With this, the Aggies are already more than a third of the way to their sack total in 2024 (14) and over a half of the way to their number of quarterback pressures last season (25).

SECOND YEAR UNDER SANCHEZ

GAME-BY-GAME NOTABLES									
Opponent	Captains	Coin Toss	Kickoff / Receive	NM State 1st Poss.	Kick Time (MT)	Game Length	Jersey	Result	
Bryant	Fife, Martinez, Hobbs, M. Williams	NMSU	Receive	Q1- 15:00	7:08 p.m.	3:22	Crimson	W, 19-3	
Tulsa	Fife, Martinez, Hobbs, Johnson III	NMSU	Kickoff	Q1- 12:18	7:10 p.m.	3:10	Black	W, 21-14	
at LATech	M. Williams, Hobbs, Johnson III, Schnettgoecke	LATech	Receive	Q1- 15:00	6:31 p.m.	3:27	White	L, 49-14	
at New Mexico									
Sam Houston									
at Liberty									
Missouri State									
atWKU									
Kennesaw State									
atTennessee									
at UTEP									
MTSU									

NM State is amid its second season under the leadership of Head Coach Tony Sanchez, who led the Aggies to three wins last season - defeating SEMO, LA Tech and Middle Tennessee. This marks Sanchez's seventh season as a head coach of an FBS program after previously spending five seasons coaching UNLV (2015-19).

In year one under Sanchez, the Aggies put forth one of the best rushing attacks in Conference USA as they finished the year average of 180 rushing yards per game to rank third in the conference and 40th in the nation.

During Sanchez's first season, the Aggies saw 11 individuals earn all-conference honors, including six Second Team All-CUSA selections.

This year, the Aggies will seek their third appearance in a bowl game in a four-year span - a feat that has never been done at NM State.

SANCHEZ VERSUS THE LOBOS

Tony Sanchez submitted one of his best career games in his final game as a player in the Rio Grande Rivalry. On Sept. 23, 1995, Sanchez hauled in five catches for 115 yards and two touchdowns in the Aggies' 36-24 defeat.

As a coach, Sanchez is 1-2 versus the Lobos, with his lone win coming in 2017 when he coached UNLV to a 38-35 win in University Stadium.

AGGIE THROUGH AND THROUGH

From student-athlete to head ball coach, Tony Sanchez has had crimson running through his veins since the day he transferred to NM State as a player. Now, Sanchez is one of just 15 coaches at the FBS level to be the head coach at his alma mater.

Following two seasons at Laney College in Oakland, Calif., Sanchez began his Aggie playing career in 1994. During his time, Sanchez made 54 catches for 741 yards and five touchdowns to help the Aggies win seven games. His career

was highlighted by a senior season in which he tallied 42 catches for 576 yards and four touchdowns.

Sanchez's first win as a player came on Sept. 17, 1994, in El Paso, Texas, where the Aggies earned a 23-22 come-from-behind victory over UTEP after falling behind 19-0 to open the game. Sanchez collected his first win as the Aggies' head coach on Aug. 31, 2024, when NM State defeated SEMO 23-16.

Head Coaches at Alma Mater

- Trent Bray - Oregon State
- Jeff Brohm - Louisville
- Troy Calhoun - Air Force
- Timmy Chang - Hawaii
- Mario Cristobal - Miami (FL)
- Michael Desormeaux - Louisiana
- Kenny Dillingham - Arizona State
- DeShaun Foster - UCLA
- Mike Gundy - Oklahoma State
- Brent Key - Georgia Tech
- Clark Lea - Vanderbilt
- Rich Rodriguez - West Virginia
- Tony Sanchez - NM State
- Kalani Sitake - BYU
- Kirby Smart - Georgia

COACHING STAFF CONTINUITY

Despite some heavy turnover on the field, NM State entered the second season under Tony Sanchez with some continuity on its staff as nine full-time staffers returned for the 2025 season. Only David Yost (Offensive Coordinator/Quarterbacks) and John Cannova (Offensive Line) will be in their first season with the program.

QUICK FACTS

GENERAL INFORMATION

Location	Las Cruces, N.M.
Founded	1888
Nickname	Aggies
Enrollment	14,794
School Colors	Crimson & White
Stadium	Aggie Memorial
Capacity	28,853
Playing Surface	FieldTurf Classic HD with CoolPlay
Stadium Record	90-143
All-Time Record	460-681-30
First Game	Jan. 1, 1894 (vs. UNM)
Largest Crowd	32,993 (Sept. 26, 1998 vs. UTEP)
Division	Football Bowl Subdivision (FBS)
Conference	Conference USA
University President	Dr. Valerio Ferme
Acting Athletic Director	Dr. Amber Burdge
Faculty Athletic Representative	Dr. Kevin Melendrez

COACHING STAFF

Tony Sanchez	Head Coach (2nd Season)
David Cobb	Asst. HC / GM / RBs
Joe Morris	Defensive Coordinator
David Yost	Offensive Coordinator / QBs
Jared Hensley	Linebackers
Henry Fernandez	Safeties
Steve Irvin	Cornerbacks
Nelson Fishback	TEs / ST Coordinator
Eti Ena	Defensive Line
Cedric Cormier	WRs / Passing Game Coord.
John Cannova	Offensive Line
Timothy Wilkinson	Defensive Analyst
Shaun Wick	Offensive Analyst
Taylor Mazzone	Offensive Analyst
Taylor Powell	Analyst
Michael Marquardt	Analyst
Robert Castañeda	Analyst
JaMario McClendon	Graduate Assistant
Dylan Early	Graduate Assistant

TEAM INFORMATION

2024 Record	3-9
Final Rankings	N/A
Postseason	N/A
Bowl Appearances	6
Bowl Record	4-1-1
Starters Returning/Lost	7/18
Offense: Returning/Lost	4/7
Defense: Returning/Lost	3/8
Special Teams: Returning/Lost	0/3
Letterwinners Returning/Lost	37/45

PHONE NUMBERS

Football Office	575-646-2521
Media Relations	575-646-4120
Ticket Office	575-646-1420
Equipment	575-646-6140
Athletic Training	575-646-1526
Sports Performance	575-646-5137
Marketing	575-646-5348
Football Video	575-646-7713
Aggie Athletic Club	575-646-5151
Aggie Memorial Press Box	575-646-2700

Home Crowds

Below is a breakdown of the largest crowds to visit Aggie Memorial Stadium for an NM State football game.

Rk.	Att.	Oponent	Date	Rk.	Att.	Oponent	Date
1.	32,993	UTEP	Sept. 26, 1998	6.	30,343	New Mexico	Sept. 27, 2009
2.	32,904	UTEP	Sept. 13, 1986	7.	30,343	UTEP	Sept. 15, 2007
3.	31,839	UTEP	Sept. 18, 1993	8.	30,343	UTEP	Sept. 3, 2005
4.	31,214	New Mexico	Sept. 24, 2004	9.	30,341	UTEP	Sept. 14, 1991
5.	30,605	UTEP	Oct. 5, 2002	10.	30,193	UTEP	Sept. 15, 1978



collegepressbox

CollegePressBox.com is the official media website for Division I football. Access and download weekly game notes, quotes, statistics, media guides, headshots, logos and more for each conference and its member schools. Register for access at collegepressbox.com/register.

QB1
After finishing 127th among FBS teams in passing offense one season ago, Head Coach Tony Sanchez made it a point to bring in a proven passer in the offseason, and he did just that in the form of Montana transfer Logan Fife.

Fife joined the program after appearing in all 14 games and making eight starts while finishing as the Grizzlies' top passer with 167 completions for 1,890 yards and 14 touchdowns. He submitted a completion percentage of 63.5% in 2024 to help lead the Grizzlies to the second round of the FCS playoffs.

This marks Fife's second stint at the FBS level, as he spent a total of four seasons at Fresno State, where he began his collegiate career. With the Bulldogs, Fife appeared in 21 total games, including 12 in 2023 when he made two starts and threw for 642 yards and three touchdowns. He also played in 10 games in 2022, when he stepped in for an injured Jake Haener and made four starts. Entering the year, Fife had tallied 143 completions for 1,585 yards and six touchdowns at the FBS level.

In week one, Fife recorded 14 completions for 227 yards and one touchdown. With his 227 passing yards, he eclipsed all but one performance by Aggie quarterbacks during the 2024 season.

This experience comes as a stark contrast to last year, when the Aggies entered the season with just one combined start at the FBS level among the seven individuals in the quarterback room.

SOPHOMORE SURGE
This season, the Aggies brought back just four returning starters on the offensive side of the ball; however, this does include sophomore TJ Pride, the squad's leading pass catcher from a season ago. As a true freshman in 2024, Pride paced the Aggies in both receptions (34) and receiving yards (374), while also serving as the Aggies' primary punt returner.

YEAR ONE WITH YOST
Along with a new quarterback, the Aggies began the year with a new playcaller on the headset as David Yost entered his first season at NM State after spending the last three years as the offensive coordinator for CUSA foe FIU.

He brings with him 35 years of experience, including stints in well-respected conferences such as the SEC, Big 12, Pac-12 and Mid-American. He boasts a reputation of being one of the top quarterback developers in college football and has helped the growth of former passers, including Justin Herbert

(Oregon), Jordan Love (Utah State), Blaine Gabbert (Missouri) and Chase Daniel (Missouri).

RETURNING PRODUCTION
Offensive Coordinator David Yost was also tasked with finding a way to replace the offensive production that was lost in the offseason. Most notably, the Aggies returned just 16.6% of their total rushing yardage from the 2024 campaign. Following the departure of its top three rushers from last season, NM State reloaded its backfield with the addition of Cal transfer Kadarius Calloway and Utah transfer Dijon Stanley.

From a passing game perspective, the Aggies returned 62.8% of their passing yards and 53.9% of their receiving yards as they brought back their top passer (Parker Awad) and top two wideouts (TJ Pride and PJ Johnson III).

Defensively, NM State returned three of its top six tacklers from last year as Tyler Martinez, Sone Aupiu and Dakerric Hobbs remain in Las Cruces and also serve as the lone three returning starters from last season's defense.

Stat	Total Yds	Returning (%)	Lost (%)
Rushing Yds.	2,160	358 (16.6%)	1,802 (83.4%)
Passing Yds.	1,718	1,079 (62.8%)	639 (37.2%)
Receiving Yds.	1,718	926 (53.9%)	792 (46.1%)
Total Tackles	783	300 (38.3%)	483 (61.7%)

DEFENSIVE PERSONNEL
This season, the Aggies are led by Defensive Coordinator Joe Morris, who is in his second season with the program after coming over from CUSA foe Sam Houston ahead of the 2024 season. Highlighted by returning starters Tyler Martinez, Sone Aupiu and Dakerric Hobbs, the Aggie defense is also bolstered by returners Nick Session, Josiah Charles, Naeten Mitchell and Cole Schnettgoecke, who returns from injury after starting the first two games last year.

Meanwhile, the Aggies also brought back defensive end Gabe Peterson, who played 12 games for the Crimson and White during the 2023 season in which NM State finished with double-digit wins for just the second time in program history.

AGGIE ADDITIONS
In the offseason, the Aggies brought in a total of 54 newcomers, including 42 transfers - 15 coming from the FBS level. In addition to Logan Fife, Kadarius Calloway, Dijon Stanley, Gabe Peterson, some of the notable newcomers include wide receiver AJ Williams III, tight end Gavin Harris, offensive linemen Ma'Ky Lee and Malik Williams, safeties Bernock Iya and DJ Cloyd and defensive end Brad Vislisel.

ENJOY THE JOURNEY
For NM State running back Kadarius Calloway, his path as a collegiate football player has been quite the journey. Born and raised in the small town of Philadelphia, Miss., Calloway enrolled at Alabama in the summer of 2021 after finishing his high school career rated a four-star recruit and the No. 2 overall recruit in the state of Mississippi.

Following a summer with the Crimson Tide, Calloway elected to withdraw from Alabama, stating he felt he had much more to learn about football before being ready to play big-time college football.

From Alabama, Calloway transferred to East Mississippi Community College, where he spent one season. His journey then led him to Old Dominion, where he had a breakout season in 2023, recording 88 carries for 623 yards and five touchdowns.

Ahead of his move to NM State, the running back played the 2024 season at Cal and appeared in 11 games, while tallying 124 rushing yards and one touchdown.

During the preseason, Calloway was rated the No. 1 running back in Conference USA by Rat Rundown and will serve as one half of the Aggies' two-headed monster in the backfield alongside Utah transfer Dijon Stanley.

WHERE ARE THEY FROM
This year's Aggie roster is made up of 107 players from 26 states and four countries. The largest percentage of the roster hails from California, with 23 Aggies coming from the Golden State. Additionally, 21 players are from Texas, 15 are from the Aggies' home state of New Mexico and 11 are from Arizona.

In addition to the United States of America, the NM State roster also features players from American Samoa, Australia and Germany.

SPECIALISTS RETURNING
Last season, one of the bright spots on the Aggie team was the special teams unit as both kicker Abraham Montano and punter George Eberle landed themselves in the Aggie record book, while long snapper Charlie Eberle served as the long snapper for all punts, field goals and extra points and had zero snapping errors.

This season, the Aggies will be looking to replace all three of these key contributors and will serve as one of just 11 teams at the FBS level with one or fewer specialists returning among their field goal kicker, punter, kickoff kicker, holder, snapper, kick returner and punt returner.

TEAM CAPTAINS

Ahead of the season, NM State held a team vote to select its team captains for the 2025 campaign. This year, the Aggie captains are made up of three offensive players and three defensive players.

On the offensive side of the ball, the Aggies are led by quarterback Logan Fife, offensive lineman Malik Williams and wide receiver PJ Johnson. Defensively, linebacker Tyler Martinez, cornerback Dakerric Hobbs and defensive lineman Cole Schnettgoecke will also serve as team captains.

DAD STRENGTH

NM State quarterback Logan Fife became a father during fall camp as his daughter was born on August 12, 2025.

TRUE FRESHMEN COME IN ALL SHAPES AND AGES

The youngest player and oldest player on this year's team are both true freshmen as offensive lineman Gavin Jones, born July 21, 2007, and kicker David Barker, born Sept. 10, 1999, were born a full 2,871 (seven years, 10 months and 11 days) days apart and are both beginning their first season of collegiate football.

YEAR THREE

The Aggies are now in their third year as members of Conference USA. NM State made quite the splash in its debut campaign - going 7-1 in league play on its way to an appearance in the CUSA Championship Game in addition to being one of only 27 FBS programs to reach the 10-win mark in 2023.

Combined with the 2024 season, NM State has now won nine games across its first two seasons in the new league.

For the second straight season, the league makeup has changed as Delaware and Missouri State make the move to bring the league total to 12 for the upcoming season. With an eight-game conference schedule, the Aggies will not see newcomer Delaware, Jax State or FIU this season, but will meet up with both Kennesaw State and Missouri State for the first time in program history.

HISPANIC HEAD COACHES

The Aggies' leader, Tony Sanchez, is one of just five Hispanic head coaches at the FBS level. Sanchez, a second-generation American of Puerto Rican and English descent, is also joined in this group by Baylor's Dave Aranda, Miami's Mario Cristobal, Duke's Manny Diaz and West Virginia's Rich Rodriguez.

Additionally, Sanchez is the first NM State head coach of Hispanic descent. Sanchez leads the Aggie program, which calls Las Cruces, a city with over 60% Hispanic population, home.

WHERE TO WATCH THE AGGIES

After five of the Aggies' 12 games were featured on national networks in 2024, the Aggies will once again have their opportunities in the spotlight in 2025. Entering the year, NM State is slated to play its three midweek contests on CBS Sports Network.

The Aggies' week five matchup against the Lobos will be streamed live on the Mountain West Network with kickoff slated for 2 p.m.

WHERE TO LISTEN TO THE AGGIES

Once again, all games this season will air live on 99.5 FM KXPZ for those in Las Cruces and the surrounding areas. Additionally, all home games will be available in Spanish on 96.7 FM La Equis with the call provided by Abel Rodriguez (play-by-play) and Eddie Rubio (analyst). Radio broadcasts for all Aggie games will also be available to listen to nationwide via the TuneIn App. Radio play-by-play for the Rio Grande Rivalry will be provided by Adam Young, with analysis provided by Bob Sherman.

This will also mark the first season in over four decades that the Aggies will have a new play-by-play caller on the radio after Jack Nixon retired last season after 45 years of service.

FAMILY BUSINESS

The Aggie team will have two student-athletes this season whose fathers also suited up for the Aggies during their respective playing days. NM State also rosters one student-athlete whose brother formerly played for the Aggies.

Redshirt sophomore David Barela is the son of David Barela, who also played for the Aggies from 1990-93.

Las Cruces native Siddeeq Shabazz will be the fourth member of the Shabazz family to wear Crimson & White. His father, Siddeeq Shabazz, played for the Aggies from 1999-02 and is one of 28 former Aggies to earn a spot in the NFL. Additionally, his family members, Shukree and Sina also played for the Aggies.

Meanwhile, Bryant Jackson is also the brother who previously wore the Crimson & White. Jackson first came to NM State along with his older brother, Bryce, in 2022. After transferring in from UNLV, Bryce served as a key cog on the Aggie defense en route to a victory in the Quick Lane Bowl. In his lone year with NM State, Jackson tallied 66 total tackles and two interceptions from his safety position.

CIRCLING CONFERENCE USA

Rk.	Team	CUSA	Overall
T1.	Delaware	1-0	3-1
T1.	LA Tech	1-0	3-1
T1.	WKU	1-0	3-1
T1.	Jax State	1-0	2-2
5.	NM State	0-1	2-1
T6.	Missouri State	0-0	2-2
T6.	Kennesaw State	0-0	2-2
8.	FIU	0-1	2-2
T9.	UTEP	0-0	1-3
T9.	MTSU	0-0	1-3
11.	Liberty	0-1	1-3
12.	Sam Houston	0-1	0-4

LAST WEEK

Saturday, Sept. 20
James Madison 31 at Liberty 13
at Kennesaw State 28, Arkansas State 21
*Delaware 38 at FIU 16
at Jax State 45, Murray State 10
Marshall 42 at MTSU 28
at Missouri State 42, UT Martin 10
at WKU 31, Nevada 10
at LA Tech 30, Southern Miss 20
at Texas 55, Sam Houston 0
UL Monroe 31 at UTEP 25

THIS WEEK

Saturday, Sept. 27
NM State at New Mexico, 3 p.m.
Liberty at Old Dominion, 5 p.m.
*MTSU at Kennesaw State, 5 p.m.
Jax State at Southern Miss, 6 p.m.
*WKU at Missouri State, 6 p.m.
*LA Tech at UTEP, 8 p.m.

*CUSA Game
All times listed in CT



2025 BY THE NUMBERS

Current Streak.....	L1
Home Streak.....	W2
Away / Neutral Streak.....	L1
Last Win.....	vs. Tulsa, 9/6/25
Last Away/Neutral Win... at MTSU, 11/23/24	
Last Loss.....	vs. UTEP, 11/30/24
Last Away/Neutral Loss... at LA Tech, 9/13/25	
Consecutive Games w/o Turnover.....	0

Home.....	2-0
Away.....	0-1
Neutral.....	0-0
Natural Grass.....	0-0
Artificial Turf.....	2-1
Morning Games.....	0-0
Afternoon Games.....	0-0
Night Games.....	2-1
Televised Games.....	0-0
Streamed Games.....	2-1
vs. Ranked Opponents.....	0-0
vs. Teams Receiving Votes.....	0-0

August.....	1-0
September.....	1-1
October.....	0-0
November.....	0-0
December.....	0-0

Leading at Halftime.....	2-0
Trailing at Halftime.....	0-1
Tied at Halftime.....	0-0
Scoring First.....	2-0
Opponent Scoring First.....	0-1

Score <20 Points.....	1-1
Score 20-29 Points.....	1-0
Score 30-39 Points.....	0-0
Score 40+ Points.....	0-0

Opp. Score <20 Points.....	2-0
Opp. Score 20-29 Points.....	0-0
Opp. Score 30-39 Points.....	0-0
Opp. Score 40+ Points.....	0-1

More Rushing Yards Than Opponents.....	1-0
Fewer Rushing Yards Than Opponents.....	1-1
Rush For <100 Yards.....	2-1
Rush For 100+ Yards.....	0-0
Opponent Rushes For <100 Yards.....	1-0
Opponent Rushes For 100+ Yards.....	1-1

More Passing Yards Than Opponent.....	2-1
Fewer Passing Yards Than Opponent.....	0-0
Pass For <250 Yards.....	1-0
Pass For 250+ Yards.....	1-1
Opponent Passes For <250 Yards.....	2-1
Opponent Passes For 250+ Yards.....	0-0

More Total Yards Than Opponent.....	1-0
Fewer Total Yards Than Opponent.....	1-1
Gain <350 Total Yards.....	2-1
Gain 350+ Yards.....	0-0
Opponent Gains <350 Yards.....	1-0
Opponent Gains 350+ Yards.....	1-1

No Turnovers.....	0-0
Committed 1-3 Turnovers.....	2-1
Committed 3+ Turnovers.....	0-0

Forced No Turnovers.....	0-0
Forced 1-3 Turnovers.....	2-1
Forced 3+ Turnovers.....	0-0

Lead Time of Possession.....	1-0
Trail Time of Possession.....	1-1
Equal Time of Possession.....	0-0

SANCHEZ RECORD BY OPPONENT

Team	Record
Air Force.....	0-2
Arkansas State.....	0-2
Boise State.....	0-3
Bryant.....	1-0
BYU.....	0-1
Central Michigan.....	0-1
Colorado State.....	0-3
FIU.....	0-1
Fresno State.....	2-4
Hawaii.....	3-2
Howard.....	0-1
Idaho.....	1-1
Idaho State.....	1-0
Jackson State.....	1-0
Jax State.....	0-1
LA Tech.....	1-1
Liberty.....	0-1
Michigan.....	0-1
Middle Tennessee.....	1-0
Nevada.....	3-2
New Mexico.....	1-2
Northern Illinois.....	0-1
Northwestern.....	0-1
Ohio State.....	0-1
Prairie View A&M.....	1-0
Sam Houston.....	0-1
San Diego State.....	1-4
San Jose State.....	3-3
SEMO.....	1-0
Southern Utah.....	1-0
Texas A&M.....	0-1
Tulsa.....	1-0
UCLA.....	0-2
USC.....	0-1
Utah State.....	0-2
UTEP.....	1-1
Vanderbilt.....	1-0
Western Kentucky.....	0-1
Wyoming.....	1-2

IN THE RANKINGS (FBS)

Statistic	FBS	CUSA	Value
3rd Down Conv. %	105	6	34.9%
3rd Down Conv. % Def.	107	7	44.2%
4th Down Conv. %	1	1	100%
4th Down Conv. % Def.	23	3	33.3%
Blocked Kicks	-	-	-
Blocked Kicks Allowed	100	5	1
Blocked Punts	-	-	-
Blocked Punts Allowed	1	1	0
Completion %	122	9	54.1%
Defensive TDs	-	-	-
Fewest Penalties	66	3	23
Fewest Penalties Per Game	106	8	7.7
Fewest Penalty Yards	85	5	221
Fewest Penalty YPG	118	9	73.7
First Downs Defense	60	1	68
First Downs Offense	128	10	51
Fumbles Lost	67	6	2
Fumbles Recovered	70	6	1
Kickoff Return Defense	16	1	13.7
Kickoff Returns	102	7	17.5
Net Punting	70	4	39.7
Passes Had Intercepted	69	5	3
Passes Intercepted	20	2	4
Passing Offense	48	3	254.0
Passing Yards Allowed	78	4	214.0
Passing Yards per Completion	42	2	12.9
Punt Return Defense	96	4	10.3
Punt Returns	120	9	3.0
Red Zone Defense	13	1	66.7%
Red Zone Offense	1	1	100%
Rushing Defense	117	8	187.3
Rushing Offense	134	10	47.7
Sacks Allowed	63	4	1.7
Scoring Defense	64	2	22.0
Scoring Offense	121	8	18.0
Tackles for Loss Allowed	114	7	6.3
Team Passing Efficiency	104	5	122.5
Team Passing Eff. Defense	63	4	122.4
Team Sacks	70	5	2.0
Team Tackles for Loss	43	5	6.3
Time of Possession	106	6	27:50
Total Defense	103	9	401.3
Total Offense	119	8	301.7
Turnover Margin	61	5	0.00
Turnovers Gained	47	4	5
Turnovers Lost	77	5	5
Winning Percentage	55	3	.667

BOLD denotes statistic ranked in top 25 nationally

STAY CONNECTED ON X

X- Football.....	@NMStateFootball
Tony Sanchez.....	@Coach_TSanchez
David Yost.....	@CoachYost
Joe Morris.....	@jbmorriscoach
David Cobb.....	@DCobb27
Jared Hensley.....	@CoachHen_1
Henry Fernandez.....	@CoachHFernandez
Steve Irvin.....	@coachsteveirvin
Nelson Fishback.....	@Coach_Fishback
Eti Ena.....	@Coach_Ena
Cedric Cormier.....	@coachC_Cormier
John Cannova.....	@CoachCannova63
Athletics.....	@NMStateAggies
Instagram.....	@NMStateFB
Facebook.....	/NMStateFootball

NM STATE FOOTBALL DEPTH CHART

OFFENSE					
QB	4	Logan Fife	6-0	205	Sr.
	14	Adam Damante	6-2	195	R-So.
RB	8	Dijon Stanley	6-0	185	Jr.
	1	Kadarius Calloway	6-0	213	Gr.
TE	2	Gavin Harris	6-3	240	Jr.
	89	Lukas Ungar	6-4	245	Gr.
WR	5	Donovan Faupel	6-1	195	Jr.
	19	Brodie Malone	6-5	205	Fr.
WR	7	TJ Pride	5-9	170	So.
	3	Shawn Brown	6-3	210	R-Sr.
WR	0	PJ Johnson III	6-0	190	Sr.
	6	Jackson Owens	6-0	200	R-Sr.
LT	78	Malik Williams	6-4	302	Gr.
	77	Gavin Jones	6-6	300	Fr.
LG	70	Mateo Rodriguez	6-5	275	R-Fr.
	79	Florian Staehler	6-7	330	Gr.
C	50	Kai Wheeler	6-4	300	R-So.
	71	Evan Blaettler	6-5	300	So.
RG	61	BJTolo	6-2	310	R-So.
	75	Hayden Harlan	6-4	295	R-Jr.
RT	76	Armando Nieves	6-7	315	R-Jr.
	73	Janik Ogunlade	6-5	290	R-Sr.

DEFENSE					
DE	16	Gabe Peterson	6-2	255	R-Jr.
	6	Jamall Thompson	6-3	265	Gr.
DE	8	Brad Vislisel	6-3	240	R-So.
	25	Obinna Okeke	6-3	246	R-So.
DT	96	Cole Schnettgoecke	6-2	300	Gr.
	97	He'nlry Davis III	6-2	280	Jr.
DT	54	Ta'Avili Tuitama	6-2	306	R-Jr.
	90	Ezra Christensen	6-2	260	Sr.
MIKE	35	Tyler Martinez	6-2	235	Sr.
	13	Quincy Davis	6-1	230	R-So.
WILL	14	Sone Aupiu	6-1	225	R-Jr.
	12	Tory Gethers	6-1	215	Jr.
NICK	9	Bernock Iya	6-2	180	R-Jr.
	2	Armahn Hale	5-11	195	R-Sr.
CB	3	Dakerric Hobbs	6-0	195	R-Sr.
	31	Lorenzo Smith	6-0	190	R-Jr.
CB	1	Josiah Charles	6-0	175	So.
	21	Zedekiah Rodriguez-Brown	5-11	185	R-Sr.
S	5	Nick Session	6-0	190	Sr.
	20	DJ Cloyd	6-1	200	Jr.
S	4	Naeten Mitchell	5-11	175	R-So.
	26	Jakobe Campbell	6-0	180	R-Fr.

SPECIALTEAMS					
PK	17	Ryan Hawk	5-11	165	Gr.
	92	David Barker	6-0	170	Fr.
P	32	Max Dean	6-1	198	R-So.
	92	David Barker	6-0	170	Fr.
LS	42	Grayson Curtis	6-1	230	R-Jr.
	41	Braydyn Sage	6-0	180	Fr.
PR	7	TJ Pride	5-9	170	So.
	25	Jayden Bell	5-9	170	R-So.
KR	8	Dijon Stanley	6-0	185	Jr.
	1	Kadarius Calloway	6-0	213	Gr.
	16	Lorenzo McMillan	5-10	190	R-Sr.

CAREER/CONSECUTIVE STARTS (AT NM STATE)			
Pos.	Player	Career	Consecutive
LB	Sone Aupiu	26	19
CB	Dakerric Hobbs	15	15
LB	Tyler Martinez	15	15
WR	PJ Johnson III	14	14
DE/J	Gabe Peterson	13	2
OL	BJ Tolo	12	5
S	Nick Session	9	3
WR	TJ Pride	9	1
QB	Parker Awad	6	0
DT	Cole Schnettgoecke	5	3
TE	Jerry Lydiatt	5	0
WR	Donovan Faupel	4	4
OL	Mateo Rodriguez	3	3
OL	Kai Wheeler	3	3
OL	Malik Williams	3	3
TE	Gavin Harris	3	3
RB	Dijon Stanley	3	3
QB	Logan Fife	3	3
DE/J	Brad Vislisel	3	3
DL	Ta'Avili Tuitama	3	3
S	Naeten Mitchell	3	3
CB	Josiah Charles	3	3
TE	Adam Parks	3	0
S	Bernock Iya	2	2
OL	Armando Nieves	2	2
RB	Lorenzo McMillan	1	1
S	Armahn Hale	1	1
DE/J	Jamall Thompson Jr.	1	1
OL	Ma'Kyi Lee	1	0
WR	Allen Ortiz	1	0

PRONUNCIATION GUIDE

1	Kadarius Calloway	cal-uh-way	26	Jakobe Campbell	jah-CO-bee
2	Armahn Hale	ar-mon	30	Dailan Goodman	day-lun
4	Logan Fife	fyph	32	Sideeq Shabazz	sid-DEEK shuh-BAZZ
5	Donovan Faupel	FAH-pell	37	Isaiah Rudison	rud-iss-son
7	Saveon Freeman	save-ee-on	44	Enzo-Pierre Tayou	in-zo tie-you
8	Dijon Stanley	dee-zhaan (like the mustard)	54	Ta'Avili Tuitama	tah-AH-vee-lee too-ee-TAH-mah
8	Brad Vislisel	viss-liss-SELL	58	Sioeli Helu	see-oh-E-lee hel-ooh
14	Sone Aupiu	so-nay ow-PEE-you	70	Mateo Rodriguez	mah-TAY-oh
15	Parker Awad	A-wod	76	Kai Wheeler	ky
21	Zedekiah Rodriguez-Brown	zeh-duh-ky-uh	80	Izeyah Wright	eye-zay-uh
22	Lanar Kelley Jr.	luh-NAR	86	Jerry Lydiatt	Lid-ee-ut
23	Naeten Mitchell	nate-en	96	Cole Scnettgoecke	shnet-go-key
24	Dakerric Hobbs	duh-CARE-ick			

STARTING OFFENSE

	QB	RB	TE	WR	WR	WR/RB	LT	LG	C	RG	RT
BRYANT	Fife	Stanley	Harris	Johnson III	Faupel	Pride	Lee	Rodriguez	Wheeler	Tolo	M. Williams
TULSA	Fife	Stanley	Harris	Johnson III	Faupel	McMillan	M. Williams	Rodriguez	Wheeler	Tolo	Nieves
LATech	Fife	Stanley	Harris	Johnson III	Faupel	Pride	M. Williams	Rodriguez	Wheeler	Tolo	Nieves

at New Mexico

SAM HOUSTON

at Liberty

MISSOURI STATE

at WKU

KENNESAW STATE

at Tennessee

at UTEP

MTSU

STARTING DEFENSE

	DE	DE	DT	DT	MIKE	WILL	NICKLE	CB	CB	S	S
BRYANT	Vislisel	Schnettgoecke	Tuitama	Peterson	Martinez	Aupiu	Iya	Hobbs	Charles	Session	Mitchell
TULSA	Vislisel	Schnettgoecke	Tuitama	Peterson	Martinez	Aupiu	Iya	Hobbs	Charles	Session	Mitchell
LATech	Vislisel	Schnettgoecke	Tuitama	Thompson Jr.	Martinez	Aupiu	Hale	Hobbs	Charles	Session	Mitchell

at New Mexico

SAM HOUSTON

at Liberty

MISSOURI STATE

at WKU

KENNESAW STATE

at Tennessee

at UTEP

MTSU



NUMERICAL ROSTER

No.	Name	Position	Height	Weight	Year	Hometown / High School / Previous School
0	DJ Hill-Smith	S	6-1	180	Jr.	Reed, Ark. / Central HS / Copiah-Lincoln CC
0	PJ Johnson III	WR	6-0	190	Sr.	Lake Charles, La. / Lake Charles College Prep
1	Kadarius Calloway	RB	6-0	220	Gr.	Philadelphia, Miss. / Philadelphia HS / Cal
1	Josiah Charles	CB	6-0	175	So.	Dallas, Texas / Arlington Martin HS
2	Armahn Hale	S	5-11	195	R-Sr.	Akron, Ohio / Buchtel HS / Kent State
2	Gavin Harris	TE	6-3	240	Jr.	San Antonio, Texas / Judson HS / Howard Central Michigan
3	Shawn Brown	WR	6-3	210	R-Sr.	Greenville, Texas / Greenville HS / Navarro College
3	Dakerric Hobbs	CB	6-0	195	R-Sr.	Conroe, Texas / Conroe HS / Sam Houston
4	Logan Fife	QB	6-0	205	Gr.	Tracy, Calif. / Tracy HS / Montana
4	Naeten Mitchell	S	5-11	175	R-So.	Temple, Texas / Temple HS
5	Donovan Faupel	WR	6-1	195	Jr.	Riverside, Calif. / Corona Centennial HS
5	Nick Session	S	6-0	190	Sr.	Gardena, Calif. / East HS / Oklahoma State
6	Jackson Owens	WR	6-0	200	R-Sr.	Minnetonka, Minn. / Minnetonka HS / Riverside City College
6	Jamall Thompson Jr.	DE/J	6-3	265	Gr.	Sarasota, Fla. / Sarasota HS / Samford
7	Saveon Freeman	CB	6-0	185	Jr.	Water Valley, Miss. / Water Valley HS / Northwest Mississippi CC
7	TJ Pride	WR	5-9	170	So.	Midlothian, Texas / DeSoto HS
8	Dijon Stanley	RB	6-0	185	Jr.	Granada Hills, Calif. / Granada Hills Charter HS / Utah
8	Brad Vislisl	DE/J	6-3	240	R-So.	Mount Vernon, Iowa / Mount Vernon HS / Northern Iowa
9	Terrione Graves	WR	5-10	170	R-So.	Jesup, Ga. / Wayne County HS / Independence CC
9	Bernock Iya	S	6-2	180	R-Jr.	Azle, Texas / Azle HS / Tyler JC
10	Chance Barron	LB	6-0	215	Jr.	D'Lo, Miss. / Mendenhall HS / Jones College
10	Jaylen Patterson	QB	6-1	190	Fr.	Moreno Valley, Calif. / San Jacinto HS
11	Walter Owens	S	6-2	195	Jr.	Mendenhall, Miss. / Mendenhall HS / Hinds CC
11	AJ Williams	WR	6-4	195	R-So.	Spring, Texas / Spring HS / Mary Hardin-Baylor
12	Tory Gethers	LB	6-1	215	Jr.	Charleston, S.C. / Stratford HS / Dodge City CC
12	TK King	WR	5-9	180	R-Jr.	Houston, Texas / Alief Taylor HS / Wyoming
13	Quincy Davis	LB	6-1	230	R-So.	Las Vegas, Nev. / Bishop Gorman HS
14	Sone Aupiu	LB	6-1	225	R-Jr.	Long Beach, Calif. / Saint Anthony HS
14	Adam Damante	QB	6-2	195	R-So.	Gilbert, Ariz. / American Leadership Academy Gilbert North / Arizona
15	Parker Awad	QB	6-0	195	Jr.	Huntington Beach, Calif. / Edison HS / Golden West College
15	Larry Jones III	DE/J	6-1	250	Jr.	Lakeland, Fla. / Lakeland HS / Liberty
16	Lorenzo McMillan	RB	5-10	190	R-Sr.	San Bernardino, Calif. / Cajon HS
16	Gabe Peterson	DE/J	6-2	255	R-Jr.	Overland Park, Kan. / Blue Valley Northwest HS / Utah State
17	Raylon Carter	DL	6-3	275	Fr.	Fort Worth, Texas / Southwest HS
17	Ryan Hawk	K	5-11	165	Gr.	Columbus, Ohio / Bishop Hartley HS / Valparaiso
18	Joshua Goines	TE	6-3	235	R-So.	Frisco, Texas / Reedy HS / Tulane
18	Desmin Hatfield-Rushton	S	6-3	190	R-So.	Sacramento, Calif. / Capital Christian HS / American River College
19	Brodie Malone-Bradford	WR	6-5	205	Fr.	Houston, Texas / Atascocita HS
19	Jabril White	S	5-10	193	R-Sr.	Oakland, Calif. / McClymonds HS / Cincinatti
20	DJ Cloyd	S	6-1	200	Jr.	Columbia, Miss. / Columbia HS / Jones College
20	Tim Gans	RB	5-10	195	R-Sr.	Missouri City, Texas / Dulles HS
21	Zedekiah Rodriguez-Brown	CB	5-11	185	R-Sr.	La Puente, Calif. / Los Altos HS / Cerritos College
22	Roscoe Burton	RB	5-9	180	R-Jr.	Miami, Fla. / North Miami HS
22	Lanar Kelley Jr.	CB	5-10	192	R-Sr.	Jacksonville, Fla. / Trinity Christian Academy / Sierra College
23	Jeff Davison	QB	6-1	195	R-Sr.	Rio Rancho, N.M. / Cleveland HS
23	Stilton McKelvey	CB	6-0	175	R-Jr.	Houston, Texas / Kashmere HS / New Mexico Military Institute
24	Drake Williams	LB	6-0	190	Fr.	Houston, Texas / Davis HS
25	Jayden Bell	WR	5-9	170	R-So.	Muskogee, Okla. / Muskogee HS
25	Obinna Okeke	DE/J	6-3	246	R-So.	Houston, Texas / Cypress Falls HS / LATech
26	Jakobe Campbell	CB	6-0	180	R-Fr.	Zephyrhills, Fla. / Zephyrhills HS
26	Isaiah Griffin	WR	5-10	175	R-Sr.	Albuquerque, N.M. / St. Pius X HS / Minot State
28	Jaden Robinson	DE/J	6-4	225	R-Jr.	Dallas, Texas / Episcopal School of Dallas
29	Colt Mangino	S	6-0	185	R-So.	Albuquerque, N.M. / La Cueva HS
29	Kaden Trevino	WR	5-11	182	R-So.	Hobbs, N.M. / Hobbs HS
30	Demanuel Brown	DE/J	6-2	252	R-So.	Houston, Texas / Dekaney HS / Boise State
30	Dailan Goodman	RB	6-0	205	R-So.	Tucson, Ariz. / Salpointe Catholic
31	Lorenzo Smith	CB	6-0	190	R-Jr.	Farmhaven, Miss. / Velma Jackson HS / Jones College
32	Max Dean	P	6-1	198	R-So.	Gisborne, Australia / Gisborne Secondary College
32	Siddeeq Shabazz	S	5-11	195	R-So.	Las Cruces, N.M. / Las Cruces HS
34	David Barela	RB	5-10	200	R-So.	Las Cruces, N.M. / Las Cruces HS
34	Zaiden Davis	LB	6-2	200	Fr.	Las Cruces, N.M. / Centennial HS
35	Tyler Martinez	LB	6-2	225	Sr.	Albuquerque, N.M. / Volcano Vista HS / NMMI
36	Nathan Wallin	LB	6-0	210	Jr.	Albuquerque, N.M. / Volcano Vista HS / NMMI
37	Isaiah Rudison	RB	5-11	220	R-Jr.	El Paso, Texas / El Dorado HS

40	Kyah Francone	K	6-0	165	Fr.	Tucson, Ariz. / Salpointe Catholic HS
41	Braydyn Sage	LS	6-0	180	Fr.	Tucson, Ariz. / Salpointe Catholic HS
42	Grayson Curtis	LS	6-1	230	R-Jr.	East Lansing, Mich. / Haslett HS / Central Michigan
44	Enzo-Pierre Tayou	DL	6-2	280	R-Jr.	Lawndale, Calif. / Lawndale HS / Long Beach City College
45	Rocky Stallworth	LB	6-0	190	Fr.	Yuma, Ariz. / Yuma Catholic
47	Jalen Brown	LB	6-2	225	R-So.	Chicago, Ill. / Glenbard South HS
50	Kai Wheeler	OL	6-4	300	R-So.	Salt Lake City, Utah / Corner Canyon HS
52	Joey Banegas	LB	6-3	230	R-Jr.	Las Cruces, N.M. / Mayfield HS / Adams State
53	Matthew Saiz	DE/J	6-0	200	R-Fr.	Artesia, N.M. / Artesia HS
54	Ta'Avili Tuitama	DL	6-2	306	R-Jr.	Mapusaga, America Samoa / Hillcrest HS (UT) / Snow College
55	Ma'Ky Lee	OL	6-7	315	Gr.	Metairie, La. / East Jefferson HS / North Texas
57	Bryant Jackson	LB	6-1	230	R-Sr.	Chandler, Ariz. / Chandler HS
58	Sioeli Helu	OL	6-2	295	R-Sr.	San Mateo, Calif. / Junipero Serra
61	BJTolo	OL	6-2	310	R-So.	Santa Ana, Calif. / Mater Dei HS
62	Ezra Hensley	OL	6-3	295	Fr.	Deming, N.M. / Deming HS
63	Kaeden Kirk	DE/J	6-1	220	Sr.	Gallup, N.M. / Miyamura HS / Adams State
64	Sam Garcia	OL	6-4	280	Fr.	San Tan Valley, Ariz. / Basha HS
65	JR Hecklinski	OL	6-2	280	Fr.	Peoria, Ariz. / Liberty HS
68	Santos Valdez	OL	6-2	320	Gr.	Fillmore, Calif. / Bishop Heelan Catholic HS / East Texas A&M
70	Mateo Rodriguez	OL	6-5	275	R-Fr.	Chandler, Ariz. / Chandler HS
71	Evan Blaettler	OL	6-5	300	So.	Vacaville, Calif. / Vacaville HS / American River College
72	Merrick Becerra	OL	6-6	315	So.	Chino Hills, Calif. / Ayala HS
73	Janik Ogunlade	OL	6-5	290	R-Sr.	Waldorf, Md. / North Point HS / Florida A&M
74	Elijah Harvey	OL	6-5	320	R-So.	Fresno, Calif. / Washington Union HS / Reedley College
75	Hayden Harlan	OL	6-4	295	R-Jr.	Clackamas, Ore. / Clackamas HS / Golden West College
76	Armando Nieves	OL	6-7	315	R-Jr.	Phoenix, Ariz. / Paradise Valley HS / Hutchinson CC
77	Gavin Jones	OL	6-6	300	Fr.	Corona, Calif. / Servite HS
78	Malik Williams	OL	6-4	302	Gr.	Hayward, Calif. / Hayward HS / San Jose State
79	Florian Staehler	OL	6-7	330	Gr.	Köln, Germany / American International Academy (R.I.) / Towson
80	Izeyah Wright	WR	6-4	210	R-Fr.	Santa Rosa, Calif. / Montgomery HS
81	Allen Ortiz	WR	6-3	200	R-Sr.	Lakewood, Colo. / Green Mountain HS / Western New Mexico
84	Adam Parks	TE	6-4	245	R-So.	Overland Park, Kan. / Blue Valley North HS
86	Jerry Lydiatt	TE	6-3	240	R-So.	Colorado Springs, Colo. / Pine Creek HS
88	Trevor Stephens	TE	6-3	240	R-Jr.	Lubbock, Texas / Coronado HS
89	Lukas Ungar	TE	6-4	245	Gr.	Mendham, N.J. / Delbarton School / Stanford
90	Ezra Christensen	DL	6-2	260	Sr.	San Diego, Calif. / Poway HS / Fresno State
92	David Barker	K	6-0	170	Fr.	Queensland, Australia / ProKick Australia
93	Latrell Treadwell	DL	6-0	265	R-So.	Albuquerque, N.M. / Volcano Vista HS / Missouri S&T
95	Josiah Jackson	DL	6-1	290	Gr.	Smyrna, Tenn. / Franklin Road Academy / Davidson
96	Cole Schnettgoecke	DL	6-2	300	Gr.	Webster Groves, Mo. / Webster Groves HS / Quincy University
97	Henry Davis III	DL	6-2	280	Jr.	San Marcos, Calif. / Mission Hills HS / Palomar CC
98	Jason Gwan	DL	6-2	260	Jr.	Buffalo, N.Y. / Olmsted HS / Arkansas-Pine Bluff
99	Reeves Baller	DE/J	6-4	208	R-So.	Argyle, Texas / Liberty Christian Argyle / Tulsa

ROSTER BREAKDOWN

BY POSITION

Offensive Lineman	18
Wide Receiver	14
Safety	12
Linebacker	12
Defensive End/Jack	11
Defensive Line	10
Running Back	8
Cornerback	7
Tight End	6
Quarterback	5
Kicker	3
Long Snapper	2
Punter	1

BY CLASS

Freshman	14
Redshirt Freshman	3
Sophomore	4
Redshirt Sophomore	27
Junior	14
Redshirt Junior	15
Senior	8
Redshirt Senior	14
Graduate	10

BY HOME STATE

California	23
Texas	21
New Mexico	15
Arizona	11
Mississippi	6
Florida	5
Colorado	2
Kansas	2
Louisiana	2
Ohio	2
Arkansas	1
Georgia	1
Illinois	1
Iowa	1
Maryland	1
Michigan	1
Minnesota	1
Missouri	1
Nevada	1
New Jersey	1
New York	1
Oklahoma	1
Oregon	1
South Carolina	1
Tennessee	1
Utah	1

INTERNATIONAL

Australia	2
America Samoa	1
Germany	1

ALPHABETICAL ROSTER

No.	Name	Pos.	No.	Name	Pos.	No.	Name	Pos.	No.	Name	Pos.	No.	Name	Pos.	No.	Name	Pos.
14	Sone Aupiu	LB	42	Grayson Curtis	LS	26	Isaiah Griffin	WR	77	Gavin Jones	OL	10	Jaylen Patterson	QB	6	Jamall Thompson	LB
15	Parker Awad	QB	14	Adam Damante	QB	98	Jason Gwan	LB	22	Lanar Kelley Jr.	S	16	Gabe Peterson	DE	61	BJTolo	OL
99	Reeves Baller	DE	97	Henry Davis III	DT	2	Armahn Hale	S	12	Tyler King	WR	7	TJ Pride	WR	29	Kaden Trevino	WR
52	Joey Banegas	DT	13	Quincy Davis	LB	75	Hayden Harlan	OL	55	Ma'Ky Lee	OL	28	Jaden Robinson	DE	54	Ta'Avili Tuitama	DT
34	David Barela	RB	34	Zaiden Davis	LB	74	Elijah Harvey	OL	86	Jerry Lydiatt	TE	70	Mateo Rodriguez	OL	89	Lukas Ungar	TE
92	David Barker	K	23	Jeff Davison	QB	18	Desmin Hatfield-Rushton	CB	19	Brodie Malone-Bradford	WR	21	Zedekiah Rodriguez-Brown	CB	68	Santos Valdez	OL
10	Chance Barron	LB	32	Max Dean	P	17	Ryan Hawk	K	29	Colt Mangino	S	37	Isaiah Rudison	RB	8	Brad Visliser	LB
72	Merrick Becerra	OL	5	Donovan Faupel	WR	65	JR Hecklinski	OL	35	Tyler Martinez	LB	41	Braydyn Sage	LS	36	Nathan Wallin	LB
25	Jayden Bell	WR	4	Logan Fife	QB	58	Sioeli Helu	OL	23	Stilton McKelvey	CB	53	Matthew Saiz	DT	50	Kai Wheeler	OL
71	Evan Blaettler	OL	40	Kyah Francone	K	62	Ezra Hensley	OL	16	Lorenzo McMillan	RB	96	Cole Schnettgoecke	DT	19	Jabril White	CB
30	Demanuel Brown	DE	7	Saveon Freeman	DB	0	DJ Hill-Smith	S	4	Naeten Mitchell	CB	5	Nick Session	S	11	AJ Williams	WR
47	Jalen Brown	LB	20	Tim Gans	RB	3	Dakerric Hobbs	CB	76	Armando Nieves	OL	32	Siddeeq Shabazz	S	24	Drake Williams	LB
3	Shawn Brown	WR	64	Sam Garcia	OL	9	Bernock Iya	DB	73	Janik Ogunlade	OL	36	Ethan Singleton	WR	78	Malik Williams	OL
22	Roscoe Burton	RB	12	Tory Gethers	LB	57	Bryant Jackson	LB	25	Obinna Okeke	DL	31	Lorenzo Smith	CB	80	Izeyah Wright	WR
1	Kadarius Calloway	RB	18	Joshua Goines	TE	95	Josiah Jackson	DT	81	Allen Ortiz	WR	79	Florian Staehler	OL			
90	Ezra Christensen	DL	30	Dailan Goodman	RB	0	PJ Johnson III	WR	6	Jackson Owens	WR	8	Dijon Stanley	RB			
28	Paul Cieremans	QB	9	Terriane Graves	WR	15	Larry Jones III	DE	11	Walter Owens	S	88	Trevor Stephens	TE			
									84	Adam Parks	TE	44	Enzo-Pierre Tayou	DT			



If you've been a part of the CUSA family for years, we're proud to have you here.

If you're new to us, welcome.

No matter when you got here, know this:

You're part of more than a college athletics conference.

Every school, every town, every alum and fan is an essential part of who CUSA is today,

and equally important in taking us to the next level.

With unstoppable energy, there are no limits on us.

So hop on, because we're heading up.

NO LIMITS ON US



DELAWARE - FIU - JACKSONVILLE STATE - KENNESAW STATE - LIBERTY - LA TECH - MIDDLE TENNESSEE - MISSOURI STATE - NEW MEXICO STATE - SAM HOUSTON - UTEP - WKU

CONFERENCEUSA.COM | @CONFERENCEUSA



TONY SANCHEZ

SECOND SEASON

On Saturday, Dec. 23, 2023, Sanchez was named the 36th head coach of the NM State program after serving as the Aggies wide receivers coach for two seasons. In 2025, Coach Sanchez will begin his second season at the helm of the Aggie program.

In his first year, the Aggies finished 3-9, including going 2-6 in Conference USA play. Sanchez guided the Aggies to a season opening win SEMO, which marked the program's first season-opening victory since 2014. Additionally, Sanchez's first victory at his alma mater made him the first Aggie head coach since 1978 to secure a win in his debut with the program.

Year one also included a double overtime home win over LA Tech and a road victory over Middle Tennessee. In 2024, the Aggie offense finished the averaging 180.0 rushing yards per game to rank third in the league and 40th in the country.

During Sanchez's first season, the Aggies saw 11 individual earn all-conference honors, including Second Team All-CUSA selections Seth McGowan (RB), Mike Washington (RB), AJ Vaipulu (OL), Tyler Martinez (LB), Abraham Montaño (K) and George Eberle (P).

With Sanchez leading the Aggie wideout group, the NM State receivers compiled over 4,000 receiving yards, including hauling in 31 of the Aggies' 46 receiving touchdowns during the 2022 and 2023 seasons. Following an appearance in the Isleta New Mexico Bowl, the Aggie passing attack ranked 20th in the nation in passing yards per completion (13.64) and was tied for 17th in the country in passing touchdowns.

Sanchez initially returned to the Land of Enchantment following a 2021 campaign in which he, Kill and a multitude of other member of the Aggies' coaching staff were at TCU in Fort Worth, Texas. There, Sanchez was an offensive analyst for the Horned Frogs and helped them pick up one victory over a nationally-ranked foe (#12 Baylor) through the team's 2021 campaign.

Prior to his time at TCU, Sanchez had a five-year run (2015-19) as the head coach at Mountain West institution UNLV. In Las Vegas, Sanchez totaled 20 wins at the helm of UNLV while also taking part in numerous fundraising effort which led to the construction of the \$34 million Fertitta Football Complex. Sanchez remains fifth all-time in wins in program history.

During his tenure with the Rebels, Sanchez found early success and was responsible for one of only 17 five-win seasons for UNLV at the FBS level while also becoming one of only two UNLV coaches to win three or more games in his first season at the helm since 1999.

Sanchez also helped the Rebels increase their win totals in each of his first three seasons at UNLV to mark the first time that the program improved in the win column for three consecutive seasons.

With a 23-17 victory over Nevada in his first year as the UNLV leader, Sanchez is one of only four head coaches in the history of the program to defeat the Rebel's rival in his debut campaign and became the first coach in program history to do so on the road. Sanchez is also one of only two UNLV head coaches since 1981 to defeat Nevada more than once.

It was Sanchez's high-level success rate at the prep level that turned the most heads and allowed him to secure a head coaching job at the FBS level. Upon exiting the borderland following the 2003 season, Sanchez was installed as the head coach at California High School in Ramon, Calif., and began an 11-year run as one of the nation's best high school head coaches.

From 2004-08, Sanchez amassed 35 wins as California High School's head coach. Finishing at or above the .500 mark in all but one campaign, Sanchez successfully transformed the Fighting Grizzlies from a less-than-mediocre program to one that was a power in the East Bay Athletic League. Sanchez's best team at CHS was the 2007 edition which went 11-2, claimed an East Bay Athletic League championship and made a run to the CIF North Coast Section Finals.

Taking notice of Sanchez's success in the Golden State, Bishop Gorman High School in Las Vegas, Nev., came calling and hired Sanchez as its head football coach prior to the start of the 2009 season. What followed over a span of six seasons was nothing short of complete and total domination by Sanchez and his troops.

Bishop Gorman piled up an 85-5 record during Sanchez's tenure which ran from 2009-14. Ranked as the top prep football program in the nation by such publications as USA Today and MaxPreps.com, Bishop Gorman never failed to capture the Nevada Interscholastic Activities Association (NIAA) 4A state title in each of Sanchez's six seasons at the helm of the program. In 2014, Sanchez was named the USA Today High School Football Coach of the Year.

Sanchez spent a total of four seasons on staff at Oñate High School (now Organ Mountain High School) in Las Cruces, N.M. A wide receivers coach at that prep institution in 1998, he moved over to defensive backs coach in 2001 and 2002 before being named the defensive coordinator for the 2003 season. Irvin High School in El Paso, Texas, also employed Sanchez as its wide receivers coach in 2000.

Through his two-year tenure in an NM State uniform, Sanchez racked up 54 receptions for 741 yards and five touchdowns. Upon the conclusion of his collegiate career in the 1995 season, Sanchez served as an undergraduate assistant coach for the Aggies for their 1996 campaign.

A 1998 graduate of NM State, Sanchez possesses a bachelor's degree in family and consumer science. Five years later (2003), he secured a master's degree in special education. He is the father of a daughter, Alyssa, and a son, Jason.



THE SANCHEZ FILE

Education

New Mexico State University ('96)
Bachelor of Family and Consumer Sciences
New Mexico State University ('03)
Master of Arts in Special Education

Coaching Experience

- **NM State | 2024-Pres. (HC)**
- **NM State | 2022-23 (WR)**
- TCU | 2021 (Off. Analyst)
- UNLV | 2015-19 (HC)
- Bishop Gorman HS | 2009-14 (HC)
- California HS | 2004-2008 (HC)
- Oñate HS | 2003 (DC/DB)
- Oñate HS | 2001-02 (DB)
- Irvin HS | 2000 (WR)
- Oñate HS | 1998 (WR)
- NM State | 1996 (Student Asst.)

Playing Experience (WR)

- NM State | 1994-95
- Laney College | 1992-93

Year-by-Year Head Coaching Record

Year	School	Overall	Conf.
2025	NM State	2-1	0-1
2024	NM State	3-9	2-6
2019	UNLV	4-8	2-6
2018	UNLV	4-8	2-6
2017	UNLV	5-7	4-4
2016	UNLV	4-8	3-5
2015	UNLV	3-9	2-6

2025 GAME SUMMARIES

Scoring Summary report

Bryant vs New Mexico St. (Aug 30, 2025)

Bryant (0-1) vs New Mexico St. (1-0)

Date: Aug 30, 2025

Site: Las Cruces, New Mexico

Stadium: Aggie Memorial Stadium

Attendance: 10058

SCORE BY QUARTERS

Team	1st	2nd	3rd	4th	Total
Bryant	3	0	0	0	3
New Mexico St.	6	3	0	10	19

SCORING SUMMARY

Qtr	Time	Scoring Play	V-H
1st	10:02	NMSU - #0 P. Johnson III 24 yd pass from #4 L.File (#17 R.Hawk kick blocked), 6-82, 03:05	0-6
1st	04:06	BRYANT - #99 B.Soli 43 yd FG, 13-49, 05:54	3-6
2nd	13:33	NMSU - #17 R.Hawk 41 yd FG, 11-66, 05:26	3-9
4th	12:10	NMSU - #17 R.Hawk 27 yd FG, 9-55, 02:16	3-12
4th	06:20	NMSU - #1 K.Calloway 17 yd rush (#17 R.Hawk kick), 6-61, 03:07	3-19

TIME DETAILS

Kickoff time: 07:08 PM

End of Game: 10:30 PM

Total elapsed: 03:22

OFFICIALS

Referee: Brad Carrell

Umpire: Austin Wright

Linesman: Gregory Downum

Line Judge: Tony Wright

Back judge: Michael Aaronian

Field judge: Trey Castleberry

Side judge: David Prather

Center judge: Marcus Thornton

Replay Official: Paul Verna

WEATHER

Weather: Cloudy 89 F

Wind: South East 3 mph

Individual Statistics report

Bryant vs New Mexico St. (Aug 30, 2025)

Date: Aug 30, 2025

Site: Las Cruces, New Mexico

Stadium: Aggie Memorial Stadium

Attendance: 10058

FULL GAME

BRYANT

RUSHING	No.	Gain	Loss	Net	TD	Lg	Avg
Dylan Kedzior	8	28	0	28	0	10	3.5
Elijah Elliott	16	32	5	27	0	8	1.7
Grant Robinson	5	8	0	8	0	4	1.6
Brennan Myer	6	26	21	5	0	11	0.8
Totals:	35	94	26	68	0	11	1.9

PASSING	C-A-I	Yds	TD	Long	Sack
Brennan Myer	20-33-1	187	0	34	3
Totals:	20-33-1	187	0	34	3

RECEIVING	TAR	No.	Yards	YAC	TD	Long
Aldrich Doe	8	5	54	9	0	18
Tristen Riley	9	5	42	6	0	21
Zyheem Collick	4	2	46	7	0	34
Levi Wilkins	2	2	26	17	0	20
Elijah Elliott	4	2	2	1	0	3
Carter Neuman	2	1	15	1	0	15
Keyijah Williams	1	1	5	1	0	5
Sterling Anderson	1	1	2	2	0	2
Dylan Kedzior	1	1	-5	1	0	0
Koby Keenan	1	0	0	0	0	0
Totals:	33	20	187	45	0	34

PUNTING	No.	Yds	Avg	Long	In20	TB
Kristian Karoglan	9	337	37.4	46	1	0
Totals:	9	337	37.4	46	1	0

RETURNS	Punt	Kickoff	Intercept						
No	Yds	Lg	No	Yds	Lg	No	Yds	Lg	
Jase Harrigan	1	13	13	0	0	0	0	0	0
Azareel Juste	0	0	0	0	0	0	1	-1	0
Totals:	1	13	13	0	0	0	1	-1	0

FIELD GOALS	Qtr	Time	Dist	Result
Bryce Soli	1st	04:08	43	GOOD

KICKOFFS	No.	Yards	Avg	TB	OB
Bryce Soli	2	127	63.5	0	0
Totals:	2	127	63.5	0	0

ALL-PURPOSE	Rush	Rcv	KR	PR	IR	Total
Aldrich Doe	0	54	0	0	0	54
Zyheem Collick	0	46	0	0	0	46
Tristen Riley	0	42	0	0	0	42
Elijah Elliott	27	2	0	0	0	29

FUMBLES
Bryant - Brennan Myer 1-0
New Mexico St. - Logan File 1-0

NEW MEXICO ST.

RUSHING	No.	Gain	Loss	Net	TD	Lg	Avg
Kadarus Calloway	12	51	1	50	1	17	4.2
Dijon Stanley	10	36	4	32	0	13	3.2
Logan File	7	15	14	1	0	9	0.1
PJ Johnson III	1	0	2	-2	0	0	-2.0
TEAM	2	0	3	-3	0	0	-1.5
Totals:	32	102	24	78	1	17	2.4

PASSING	C-A-I	Yds	TD	Long	Sack
Logan File	14-31-1	227	1	55	2
Totals:	14-31-1	227	1	55	2

RECEIVING	TAR	No.	Yards	YAC	TD	Long
Donovan Faupel	8	5	99	22	0	55
Gavin Harris	5	3	44	23	0	33
PJ Johnson III	4	2	24	3	1	24
TJ Pride	3	1	20	0	0	20
Shawn Brown	4	1	19	0	0	19
Jackson Owens	2	1	13	3	0	13
Brodrick Malone	1	1	9	0	0	9
Lukas Ungar	3	0	0	0	0	0
Kadarus Calloway	1	0	0	0	0	0
Totals:	31	14	227	51	1	55

PUNTING	No.	Yds	Avg	Long	In20	TB
Max Dean	7	323	46.1	54	4	0
Totals:	7	323	46.1	54	4	0

RETURNS	Punt	Kickoff	Intercept						
No	Yds	Lg	No	Yds	Lg	No	Yds	Lg	
TJ Pride	1	5	5	0	0	0	0	0	0
Kadarus Calloway	0	0	0	1	16	16	0	0	0
Dijon Stanley	0	0	0	1	20	20	0	0	0
Jakobe Campbell	0	0	0	0	0	0	1	13	13
Totals:	1	5	5	2	36	20	1	13	13

FIELD GOALS	Qtr	Time	Dist	Result
Ryan Hawk	2nd	13:33	41	GOOD
Ryan Hawk	4th	12:10	27	GOOD

KICKOFFS	No.	Yards	Avg	TB	OB
Ryan Hawk	5	325	65.0	5	0
Totals:	5	325	65.0	5	0

ALL-PURPOSE	Rush	Rcv	KR	PR	IR	Total
Donovan Faupel	0	99	0	0	0	99
Kadarus Calloway	50	0	16	0	0	66
Dijon Stanley	32	0	20	0	0	52
Gavin Harris	0	44	0	0	0	44

Scoring Summary report
Tulsa vs New Mexico St. (Sep 06, 2025)
Tulsa (1-1) vs New Mexico St. (2-0)

Date: Sep 06, 2025
Site: Las Cruces, New Mexico
Stadium: Aggie Memorial Stadium
Attendance: 10240

Individual Statistics report
Tulsa vs New Mexico St. (Sep 06, 2025)

Date: Sep 06, 2025
Site: Las Cruces, New Mexico
Stadium: Aggie Memorial Stadium
Attendance: 10240

SCORE BY QUARTERS

Team	1st	2nd	3rd	4th	Total
Tulsa	0	0	7	7	14
New Mexico St.	3	0	7	11	21

SCORING SUMMARY

Qtr	Time	Scoring Play	V-H
1st	01:34	NMSU - #17 R.Hawk 46 yd FG, 4-13, 02:33	0-3
3rd	10:47	TULSA - #10 B.Hayes 24 yd rush (#11 S.Morgan kick), 7-65, 02:51	7-3
3rd	06:17	NMSU - #5 D.Faupel 24 yd pass from #4 L.File (#17 R.Hawk kick), 13-65, 04:30	7-10
4th	11:38	NMSU - #17 R.Hawk 38 yd FG, 15-41, 07:49	7-13
4th	07:33	TULSA - #80 B.Foley 18 yd pass from #10 B.Hayes (#11 S.Morgan kick), 8-75, 04:05	14-13
4th	03:23	NMSU - #2 G.Harris 15 yd pass from #4 L.File (#0 P.Johnson III rush), 11-75, 04:10	14-21

TIME DETAILS

Kickoff time: 07:10 PM
End of Game: 10:21 PM
Total elapsed: 03:10

OFFICIALS

Referee: Matt Overton
Umpire: Alan Bartolini
Linesman: Collin Dolan
Line Judge: Adam Semo
Back Judge: Jeff Mula
Field Judge: Bryan Fortier
Side Judge: Kyle Brownell
Center Judge: Tracy Jones
Replay Official: Joseph Magnuson

WEATHER

Weather: Cloudy 74 F
Wind: South East 7 mph

FULL GAME

TULSA

RUSHING	No.	Gain	Loss	Net	TD	Lg	Avg
Dominic Richardson	20	94	1	93	0	32	4.6
Baylor Hayes	3	25	3	22	1	24	7.3
Braylin Presley	5	19	5	14	0	10	2.8
Ajay Allen	4	16	2	14	0	14	3.5
Micah Tease	1	2	0	2	0	2	2.0
Jacob Emmers	1	0	0	0	0	0	0.0
Kirk Francis	3	1	5	-4	0	1	-1.3
Totals:	37	157	16	141	1	32	3.8

PASSING	C-A-I	Yds	TD	Long	Sack
Kirk Francis	13-23-1	100	0	20	1
Baylor Hayes	14-17-1	135	1	20	0
Totals:	27-40-2	235	1	20	1

RECEIVING	TAR	No.	Yards	YAC	TD	Long
Zion Booker	10	9	57	31	0	9
Braylin Presley	5	4	37	27	0	20
Mekhi Miller	7	4	27	6	0	8
Micah Tease	7	3	50	27	0	20
Dominic Richardson	3	3	20	16	0	12
Landen Lucas	2	2	25	4	0	15
Brody Foley	2	1	18	0	1	18
Jacob Emmers	2	1	1	2	0	1
Ajay Allen	1	0	0	0	0	0
Josh Smith	1	0	0	0	0	0
Totals:	40	27	235	113	1	20

PUNTING	No.	Yds	Avg	Long	In20	TB
Angus Davies	4	162	40.5	48	1	0
Totals:	4	162	40.5	48	1	0

RETURNS	Punt	Kickoff	Intercept						
No	Yds	Lg	No	Yds	Lg	No	Yds	Lg	
Zion Booker	2	19	13	0	0	0	0	0	0
Totals:	2	19	13	0	0	0	0	0	0

FIELD GOALS	Qtr	Time	Dist	Result
Seth Morgan	2nd	00:00	49	MISSED

KICKOFFS	No.	Yards	Avg	TB	OB
Seth Morgan	3	187	62.3	1	1
Totals:	3	187	62.3	1	1

ALL-PURPOSE	Rush	Rcv	KR	PR	IR	Total
Dominic Richardson	93	20	0	0	0	113
Zion Booker	0	57	0	19	0	76
Micah Tease	2	50	0	0	0	52
Braylin Presley	14	37	0	0	0	51

FUMBLES
Tulsa - Zion Booker 1-0
New Mexico St. - Logan File 1-1

NEW MEXICO ST.

RUSHING	No.	Gain	Loss	Net	TD	Lg	Avg
Logan File	12	38	10	28	0	14	2.3
Dijon Stanley	5	9	1	8	0	4	1.6
Larenzo McMillan	1	5	0	5	0	5	5.0
Isaiah Rudison	2	4	1	3	0	4	1.5
PJ Johnson III	1	0	2	-2	0	0	-2.0
Kadarus Calloway	5	2	5	-3	0	1	-0.6
Totals:	26	58	19	39	0	14	1.5

PASSING	C-A-I	Yds	TD	Long	Sack
Logan File	28-45-0	252	2	25	2
Totals:	28-45-0	252	2	25	2

RECEIVING	TAR	No.	Yards	YAC	TD	Long
Donovan Faupel	10	8	78	29	1	25
Jackson Owens	6	4	39	6	0	20
PJ Johnson III	6	4	30	14	0	12
Gavin Harris	4	3	34	16	1	15
Brodrick Malone	4	3	19	14	0	7
TJ Pride	4	2	27	6	0	21
Dijon Stanley	2	2	15	17	0	16
Isaiah Rudison	1	1	7	4	0	7
Kadarus Calloway	2	1	3	8	0	3
Lukas Ungar	1	0	0	0	0	0
Shawn Brown	5	0	0	0	0	0
Totals:	45	28	252	114	2	25

PUNTING	No.	Yds	Avg	Long	In20	TB
Max Dean	6	263	43.8	54	2	0
Totals:	6	263	43.8	54	2	0

RETURNS	Punt	Kickoff	Intercept						
No	Yds	Lg	No	Yds	Lg	No	Yds	Lg	
TJ Pride	2	12	8	0	0	0	0	0	0
Dijon Stanley	0	0	0	1	15	15	0	0	0
Bernock Iya	0	0	0	0	0	0	1	0	0
Jamall Thompson Jr.	0	0	0	0	0	0	1	8	8
Totals:	2	12	8	1	15	15	2	8	8

FIELD GOALS	Qtr	Time	Dist	Result
Ryan Hawk	1st	01:34	46	GOOD
Ryan Hawk	4th	11:39	38	GOOD

KICKOFFS	No.	Yards	Avg	TB	OB
Ryan Hawk	5	325	65.0	5	0
Totals:	5	325	65.0	5	0

ALL-PURPOSE	Rush	Rcv	KR	PR	IR	Total
Donovan Faupel	0	78	0	0	0	78
TJ Pride	0	27	0	12	0	39
Jackson Owens	0	39	0	0	0	39
Dijon Stanley	8	15	15	0	0	38

2025 GAME SUMMARIES

Scoring Summary report

New Mexico State vs Louisiana Tech (Sep 13, 2025)

New Mexico State (2-1, 0-1) vs Louisiana Tech (2-1, 1-0)

NEW MEXICO STATE

SCORE BY QUARTERS

Team	1st	2nd	3rd	4th	Total
New Mexico State	0	14	0	0	14
Louisiana Tech	10	17	0	22	49

SCORING SUMMARY

Qtr	Time	Scoring Play	V-H
1st	08:50	LAT - #48 J.Chance 55 yd FG, 5-28, 01:41	0-3
1st	05:36	LAT - #11 J.Mickens 40 yd pass from #5 B.Baker (#43 D.Henderson kick), 7-91, 02:28	0-10
2nd	14:49	LAT - #0 A.Burnette 11 yd rush (#43 D.Henderson kick), 5-67, 01:15	0-17
2nd	10:23	LAT - #18 M.Jackson 42 yd pass from #2 T.Kukuk (#43 D.Henderson kick), 9-75, 03:28	0-24
2nd	09:46	NMSU - #19 B.Malone 41 yd pass from #4 L.Fife (#17 R.Hawk kick), 2-75, 00:37	7-24
2nd	01:52	NMSU - #10 P.Johnson III 38 yd pass from #4 L.Fife (#17 R.Hawk kick), 4-98, 01:57	14-24
2nd	00:17	LAT - #43 D.Henderson 27 yd FG, 10-67, 01:30	14-27
4th	12:24	LAT - #93 J.Bradford 20 yd fumble return (#43 D.Henderson kick), 00:08	14-34
4th	09:34	LAT - #5 B.Baker 1 yd rush (#4 C.Thevenin pass from #5 B.Baker), 4-49, 02:06	14-42
4th	09:06	LAT - #22 O.Wiggins 17 yd rush (#43 D.Henderson kick), 1-17, 00:07	14-49

TIME DETAILS

Kickoff time: 06:31 PM

End of Game: 09:59 PM

Total elapsed: 03:27

OFFICIALS

Referee: Douglas Mercer

Umpire: Richard Owens

Linesman: Hugo Cruz

Line judge: Jim Pidcoe

Back judge: Tommy Riley

Field judge: Leroy Jones

Side judge: Henry Howard

Center judge: Bobby Wright Jr.

Replay Official: Tyson Moser

WEATHER

Weather: Sunny 88 F

Wind: North West 2 mph

Individual Statistics report

New Mexico State vs Louisiana Tech (Sep 13, 2025)

NEW MEXICO STATE

FULL GAME

	RUSHING	No.	Gain	Loss	Net	TD	Lg	Avg					
Dijon Stanley		5	21	2	19	0	12	3.8					
Logan Fife		4	19	11	8	0	11	2.0					
Isaiah Rudison		2	2	0	2	0	2	1.0					
Kadarus Calloway		5	6	7	-1	0	3	-0.2					
TEAM		1	0	1	-1	0	0	-1.0					
Totals:		17	48	21	27	0	12	1.6					
	PASSING	C-A-I	Yds	TD	Long	Sack							
Logan Fife		17-33-2	281	2	41	1							
Totals:		17-33-2	281	2	41	1							
	RECEIVING	TAR	No.	Yards	YAC	TD	Long						
PJ Johnson III		10	7	157	87	1	40						
Gavin Harris		8	3	52	49	0	34						
Shawn Brown		2	2	9	1	0	9						
Brodrick Malone		1	1	41	5	1	41						
Adam Parks		1	1	7	0	0	7						
Kadarus Calloway		3	1	6	9	0	6						
Lukas Ungar		1	1	5	-1	0	5						
Dijon Stanley		2	1	-1	-1	0	0						
Donovan Faupel		5	0	0	0	0	0						
Totals:		33	17	276	149	2	41						
	PUNTING	No.	Yds	Avg	Long	In20	TB						
Max Dean		7	269	38.4	47	1	0						
Totals:		7	269	38.4	47	1	0						
	RETURNS	Punt	No	Yds	Lg	Kickoff	No	Yds	Lg	Intercept	No	Yds	Lg
TJ Pride			2	-2	0	0	0	0	0	0	0	0	0
Dijon Stanley			0	0	0	1	19	19	0	0	0	0	0
Tyler Martinez			0	0	0	0	0	0	1	0	0	0	0
Totals:			2	-2	0	1	19	19	1	0	0	0	0
	FIELD GOALS	Qtr	Time	Dist	Result								
Ryan Hawk		1st	11:31	53	MISSED								
Ryan Hawk		1st	01:04	43	MISSED								
	KICKOFFS	No.	Yards	Avg	TB	OB							
Ryan Hawk		3	179	59.7	0	0							
	ALL-PURPOSE	Rush	Rcv	KR	PR	IR	Total						
PJ Johnson III		0	157	0	0	0	157						
Gavin Harris		0	52	0	0	0	52						
Brodrick Malone		0	41	0	0	0	41						
Dijon Stanley		19	-1	19	0	0	37						
FUMBLES													
New Mexico State - Logan Fife 1-1													
Louisiana Tech - None													

LOUISIANA TECH

	RUSHING	No.	Gain	Loss	Net	TD	Lg	Avg					
Blake Baker		15	110	7	103	1	38	6.9					
Omiri Wiggins		15	72	4	68	1	17	4.5					
Clay Thevenin		11	71	3	68	0	22	6.2					
Andrew Burnette		11	44	3	41	1	11	3.7					
Trey Kukuk		4	40	0	40	0	24	10.0					
Amani Givens		5	24	0	24	0	9	4.8					
Mason Welch		2	10	0	10	0	6	5.0					
TEAM		2	0	1	-1	0	0	-0.5					
Totals:		65	371	18	353	3	38	5.4					
	PASSING	C-A-I	Yds	TD	Long	Sack							
Blake Baker		8-16-0	182	1	56	1							
Trey Kukuk		2-3-1	44	1	42	0							
Luke Watkins		1-1-0	-5	0	0	0							
Totals:		11-20-1	221	2	56	1							
	RECEIVING	TAR	No.	Yards	YAC	TD	Long						
David Piero		3	3	64	4	0	56						
Jalen Mickens		2	2	56	28	1	40						
Devin Gandy		4	2	45	2	0	25						
Marques Singleton Jr.		3	2	19	14	0	13						
Marlon Jackson		3	1	42	30	1	42						
Blake Baker		1	1	-5	0	0	0						
Dedrick Latulas		1	0	0	0	0	0						
Dane Benedix		1	0	0	0	0	0						
Luke Watkins		1	0	0	0	0	0						
Totals:		19	11	221	78	2	56						
	PUNTING	No.	Yds	Avg	Long	In20	TB						
John Hoyet Chance		4	186	46.5	53	1	1						
Totals:		4	186	46.5	53	1	1						
	RETURNS	Punt	No	Yds	Lg	Kickoff	No	Yds	Lg	Intercept	No	Yds	Lg
Dedrick Latulas			2	4	5	0	0	0	0	0	0	0	0
Marques Singleton Jr.			1	26	26	0	0	0	0	0	0	0	0
Fred Robertson			0	0	0	2	24	15	0	0	0	0	0
Clay Thevenin			0	0	0	1	17	17	0	0	0	0	0
Jakari Foster			0	0	0	0	0	0	1	0	0	0	0
Kam Franklin			0	0	0	0	0	0	1	29	29	0	0
Totals:			3	30	26	3	41	17	2	29	29	0	0
	FIELD GOALS	Qtr	Time	Dist	Result								
John Hoyet Chance		1st	09:50	55	GOOD								
Drew Henderson		2nd	00:17	27	GOOD								
Drew Henderson		4th	12:32	49	MISSED								
	KICKOFFS	No.	Yards	Avg	TB	OB							
John Hoyet Chance		9	598	66.4	8	0							
	ALL-PURPOSE	Rush	Rcv	KR	PR	IR	Total						
Blake Baker		103	-5	0	0	0	98						
Clay Thevenin		68	0	17	0	0	85						
Omiri Wiggins		68	0	0	0	0	68						
David Piero		0	64	0	0	0	64						

2025 OVERALL TEAM STATISTICS

Team Statistics

	NMSU	OPP
Scoring	54	66
Points per game	18.0	22.0
Points Off Turnovers	7	7
First Downs	50	68
Rushing	9	29
Passing	30	31
Penalty	11	8
Rushing Yardage	144	562
Yards gained rushing	208	622
Yards lost rushing	64	60
Rushing attempts	75	137
Average per rush	1.9	4.1
Average per game	48.0	187.3
TDs Rushing	1	4
Passing Yardage	760	642
Comp-Att-Int	59-109-3	58-93-4
Average per pass	7.0	6.9
Average per catch	12.9	11.1
Average per game	253.3	214.0
TDs Passing	5	3
Total offense	904	1204
Total plays	184	230
Average per play	4.9	5.2
Average per game	301.3	401.3
Kick returns: #-Yards	4-70	3-41
Punt returns: #-Yards	5-15	6-62
Int returns: #-Yards	4-21	3-28
Kick return average	17.5	13.7
Punt return average	3.0	10.3
Int return average	5.3	9.3
Fumbles-Lost	3-2	3-1
Penalties-Yards	23-220	28-240
Average per game	73.3	80.0
Punts-Yards	20-855	17-685
Average per punt	42.8	40.3
Net punt average	40.2	38.2
Kickoffs-Yards	13-829	14-912
Average per kick	63.8	65.1
Net kick average	41.4	40.7
Time of possession / game	27:50	31:59
3rd-down conversion	15/43	23/52
3rd-down pct	35%	44%
4th-down conversion	1/1	2/6

2025 OVERALL TEAM STATISTICS

	NMSU	OPP
4th-down pct	100%	33%
Sacks by-Yards	6-36	5-27
Misc Yards	0	0
Touchdowns scored	6	8
Field goals - attempts	4-6	3-5
On-Side kicks	0-0	0-0
Red-zone scores	(5-5) 100%	(6-9) 67%
Red-zone touchdowns	(3-5) 60%	(4-9) 44%
PAT-attempts	(4-5) 80%	(7-7) 100%
2-point conversion-attempts	(1-1) 100%	(1-1) 100%
Attendance	20298	13235
Games / Avg per game	2/10149	1/13235
Neutral site games	-	0/0

Score by Periods

Team	1st	2nd	3rd	4th	OT	TOT
New Mexico St.	9	17	7	21	0	54
Opponents	13	17	7	29	0	66

2025 OVERALL INDIVIDUAL STATISTICS

Rushing

Player	gp	att	gain	loss	net	avg	td	lg	avg/g
Dijon Stanley	3	20	66	7	59	3.0	0	13	19.7
Kadarius Calloway	3	22	59	13	46	2.1	1	17	15.3
Logan Fife	3	23	72	35	37	1.6	0	14	12.3
Lorenzo McMillan	2	1	5	0	5	5.0	0	5	2.5
Isaiah Rudison	2	4	6	1	5	1.3	0	4	2.5
PJ Johnson III	3	2	0	4	-4	-2.0	0	0	-1.3
Team	3	3	0	4	-4	-1.3	0	0	-1.3
Total	3	75	208	64	144	1.9	1	17	48.0
Opponents	3	137	622	60	562	4.1	4	38	187.3

Passing

Player	gp	effic	comp-att-int	pct	yds	td	lg	avg/g
Logan Fife	3	122.3	59-109-3	54.1	760	5	55	253.3
Total	3	122.3	59-109-3	54.1	760	5	55	253.3
Opponents	3	122.4	58-93-4	62.4	642	3	56	214.0

Receiving

Player	gp	no	yds	avg	td	lg	avg/g
PJ Johnson III	3	13	211	16.2	2	40	70.3
Donovan Faupel	3	13	177	13.6	1	55	59.0
Gavin Harris	3	9	130	14.4	1	34	43.3
Brodie Malone-Bradford	3	5	68	13.6	1	41	22.7
Jackson Owens	2	5	52	10.4	0	20	26.0
Dijon Stanley	3	3	14	4.7	0	16	4.7
TJ Pride	3	3	47	15.7	0	21	15.7
Shawn Brown	3	3	28	9.3	0	19	9.3
Kadarius Calloway	3	2	9	4.5	0	6	3.0
Lukas Ungar	3	1	5	5.0	0	5	1.7
Adam Parks	3	1	7	7.0	0	7	2.3
Isaiah Rudison	2	1	7	7.0	0	7	3.5
Total	3	59	755	12.8	5	55	251.7
Opponents	3	58	642	11.1	3	56	214.0

Punt Returns

Player	no	yds	avg	td	lg
TJ Pride	5	15	3.0	0	8
Total	5	15	3.0	0	8
Opponents	6	62	10.3	0	26

Interceptions

Player	no	yds	avg	td	lg
Jamall Thompson Jr.	1	8	8.0	0	8
Bernock Iya	1	0	0.0	0	0
Tyler Martinez	1	0	0.0	0	0
Jakobe Campbell	1	13	13.0	0	13
Total	4	21	5.3	0	13
Opponents	3	28	9.3	0	29

Kick Returns

Player	no	yds	avg	td	lg
Dijon Stanley	3	54	18.0	0	20
Kadarius Calloway	1	16	16.0	0	16
Total	4	70	17.5	0	20
Opponents	3	41	13.7	0	17

Fumbles Recovered

Player	no	yds	avg	td	lg
Gavin Harris	0	2	0.0	0	2
Nick Session	1	0	0.0	0	0
Total	1	2	2.0	0	2
Opponents	2	20	10.0	1	20

2025 OVERALL INDIVIDUAL STATISTICS

Scoring

Player			PAT							
	td	fg	kick	rush	rcv	pass	dxp	saf	pts	
Ryan Hawk	-	4-6	4-5	-	-	-	-	-	-	16
PJ Johnson III	2	-	-	1	-	-	-	-	-	14
Gavin Harris	1	-	-	-	-	-	-	-	-	6
Donovan Faupel	1	-	-	-	-	-	-	-	-	6
Kadarius Calloway	1	-	-	-	-	-	-	-	-	6
Brodie Malone-Bradford	1	-	-	-	-	-	-	-	-	6
Total	6	4-6	4-5	1	0	0	0	0	0	54
Opponents	8	3-5	7-7	0	1	1	0	0	0	66

Total Offense

Player	g	plays	rush	pass	total	avg/g
Logan Fife	3	132	37	760	797	265.7
Dijon Stanley	3	20	59	0	59	19.7
Kadarius Calloway	3	22	46	0	46	15.3
Lorenzo McMillan	2	1	5	0	5	2.5
Isaiah Rudison	2	4	5	0	5	2.5
PJ Johnson III	3	2	-4	0	-4	-1.3
Team	3	0	-4	0	-4	-1.3
Total	3	184	144	760	904	301.3
Opponents	3	230	562	642	1204	401.3

Field Goals

Player	fg	pct.	01-19	20-29	30-39	40-49	50-99	lg	blk
Ryan Hawk	4-6	66.7	0-0	1-1	1-1	2-3	0-1	46	0
Opponents	3-5	60.0	0-0	1-1	0-0	1-3	1-1	55	0

Punting

Player	no.	yds	avg	lg	tb	fc	i20	50+	blk
Max Dean	20	855	42.8	54	0	7	7	4	0
Total	20	855	42.8	54	0	7	7	4	0
Opponents	17	685	40.3	53	1	6	3	2	0

FG Sequence

Team Name	New Mexico St.	Opponents
Bryant	(41),(27)	(43)
Tulsa	(46),(38)	49
Louisiana Tech	53,43	(55),(27),49

Numbers in (parentheses) indicate field goal was made

Kickoffs

Player	no.	yds	avg	tb	ob	retn	net	ydl
Ryan Hawk	13	829	63.8	10	0			
Total	13	829	63.8	10	0	3	41.4	23
Opponents	14	912	65.1	9	1	4	40.7	24

All Purpose

Player	g	rush	rcv	pr	kr	ir	total	avg/g
PJ Johnson III	3	-4	211	0	0	0	207	69.0
Donovan Faupel	3	0	177	0	0	0	177	59.0
Gavin Harris	3	0	130	0	0	0	130	43.3
Dijon Stanley	3	59	14	0	54	0	127	42.3
Kadarius Calloway	3	46	9	0	16	0	71	23.7
Brodie Malone-Bradford	3	0	68	0	0	0	68	22.7
TJ Pride	3	0	47	15	0	0	62	20.7
Jackson Owens	2	0	52	0	0	0	52	26.0
Logan Fife	3	37	0	0	0	0	37	12.3
Shawn Brown	3	0	28	0	0	0	28	9.3
Jakobe Campbell	3	0	0	0	0	13	13	4.3
Isaiah Rudison	2	5	7	0	0	0	12	6.0
Jamall Thompson Jr.	3	0	0	0	0	8	8	2.7
Adam Parks	3	0	7	0	0	0	7	2.3
Lorenzo McMillan	2	5	0	0	0	0	5	2.5
Lukas Ungar	3	0	5	0	0	0	5	1.7
Team	3	-4	0	0	0	0	-4	-1.3
Total	3	144	755	15	70	21	1005	335.0
Opponents	3	562	642	62	41	28	1335	445.0

2025 OVERALL INDIVIDUAL STATISTICS

			Tackles				Sacks	Pass defense			Fumbles		blkd	
##	Player	gp	ua	a	tot	tfl/yds	no-yds	int-yds	brup	qbh	fr-yds	ff	kick	saf
6	Jamall Thompson Jr.	3	13	11	24	6-20	2-10	1-8	.	1
35	Tyler Martinez	3	13	11	24	1-1	.	1-0	3	1
4	Naeten Mitchell	3	17	5	22	1	.	.
14	Sone Aupiu	3	11	9	20	2-12	1-11	.	1	.	.	1	.	.
12	Tory Gethers	3	6	11	17	2.5-12	1-7	.	.	1	.	1	.	.
5	Nick Session	3	13	3	16	.	.	.	2	.	1-0	.	.	.
9	Bernock Iya	3	11	5	16	1-1	.	1-0	1	1
90	Ezra Christensen	3	9	6	15	3-10	2-8	.	2	3
1	Josiah Charles	3	9	1	10
2	Armahn Hale	3	5	4	9	1-3
16	Gabe Peterson	2	4	3	7	2
96	Cole Schnettgoecke	3	5	1	6	1
25	Obinna Okeke	3	2	4	6	2
3	Dakerric Hobbs	3	5	1	6	1-5	.	.	1
8	Brad Vislisel	3	1	4	5	1
34	Zaiden Davis	3	.	5	5	0.5-1
44	Enzo-Pierre Tayou	3	1	3	4	0.5-2	.	.	.	1
54	Ta'Avili Tuitama	3	1	3	4	3
31	Lorenzo Smith	3	1	2	3
20	DJ Cloyd	3	.	3	3
30	Demanuel Brown Jr.	2	1	1	2
13	Quincy Davis	3	1	1	2
99	Reeves Baller	2	1	1	2
97	Henry Davis III	2	1	1	2
21	Zedekiah Rodriguez-Brown	3	.	2	2	0.5-2	.	.	2
89	Lukas Ungar	3	1	.	1
47	Jalen Brown	2	1	.	1
37	Isaiah Rudison	2	1	.	1
26	Jakobe Campbell	3	.	1	1	.	.	1-13
2	Gavin Harris	3	0-2	.	.	.
17	Ryan Hawk	3
Totals		3	134	102	236	19-69	6-36	4-21	12	17	1-2	3	0	0
Opponents		3	87	72	159	20-58	5-27	3-28	15	9	2-20	3	1	0

2025TEAM GAME-BY-GAME

		Rushing				Receiving				Passing				Kick Returns				Punt Returns				tot		
Date	Opponent	no.	yds	td	lg	no.	yds	td	lg	cmp	att	int	yds	td	lg	no.	yds	td	lg	no.	yds	td	lg	off
08/30/2025	Bryant	32	78	1	17	14	227	1	55	14	31	1	227	1	55	2	36	0	20	1	5	0	5	305
09/06/2025	Tulsa	26	39	0	14	28	252	2	25	28	45	0	252	2	25	1	15	0	15	2	12	0	8	291
09/13/2025	at Louisiana Tech	17	27	0	12	17	276	2	41	17	33	2	281	2	41	1	19	0	19	2	-2	0	0	308
New Mexico St.		75	144	1	17	59	755	5	55	59	109	3	760	5	55	4	70	0	20	5	15	0	8	904
Opponents		137	562	4	38	58	642	3	56	58	93	4	642	3	56	3	41	0	17	6	62	0	26	1204

New Mexico St. Averages

Games	Avg/ rush	Avg/ catch	Pass effic	KR avg	PR avg	All purpose avg/game	Total offense avg/game
3	1.9	12.8	122.3	17.5	3.0	335.0	301.3

		Tackles				Sacks	Fumble		Pass Defense			blkd	PAT attempts			off		
Date	Opponent	ua	a	total	tfl-yds	no-yds	ff	fr-yds	int-yds	qbh	brup	kick	kick	rush	rcv	saf	t/o	pts
08/30/2025	Bryant	45	22	67	7.0-32	3-21	1	0-2	1-13	11	4	0	1-2	0	0	0	0	19
09/06/2025	Tulsa	45	20	65	6.0-15	2-8	2	1-0	2-8	3	6	0	1-1	1	0	0	0	21
09/13/2025	at Louisiana Tech	44	60	104	6.0-22	1-7	0	0-0	1-0	3	2	0	2-2	0	0	0	7	14
New Mexico St.		134	102	236	19.0-69	6-36	3	1-2	4-21	17	12	0	4-5	1	0	0	7	54
Opponents		87	72	159	20.0-58	5-27	3	2-20	3-28	9	15	1	7-7	0	1	0	7	66

		Punting										Field Goals				Kickoffs				
Date	Opponent	no.	yds	avg	long	blkd	tb	fc	50+	i20	md-att	long	blkd	no.	yds	avg	tb	ob		
08/30/2025	Bryant	7	323	46.1	54	0	0	3	2	4	2-2	41	0	5	325	65.0	5	0		
09/06/2025	Tulsa	6	263	43.8	54	0	0	2	2	2	2-2	46	0	5	325	65.0	5	0		
09/13/2025	at Louisiana Tech	7	269	38.4	47	0	0	2	0	1	0-2	0	0	3	179	59.7	0	0		
New Mexico St.		20	855	42.8	54	0	0	7	4	7	4-6	46	0	13	829	63.8	10	0		
Opponents		17	685	40.3	53	0	1	6	2	3	3-5	55	0	14	912	65.1	9	1		

2025 BY QUARTER STATISTICS

3rd-Down Conversions

Date	Opponent		Score	Overall		1st Qtr		2nd Qtr		3rd Qtr		4th Qtr		Overtime	
08/30/2025	Bryant	W	19-3	4-15	26.7	2-4	50.0	0-4	0.0	0-2	0.0	2-5	40.0	0-0	0.0
09/06/2025	Tulsa	W	21-14	10-19	52.6	1-4	25.0	1-3	33.3	5-7	71.4	3-5	60.0	0-0	0.0
09/13/2025	at Louisiana Tech	L	14-49	1-9	11.1	1-3	33.3	0-1	0.0	0-3	0.0	0-2	0.0	0-0	0.0
New Mexico St.				15-43	34.9	4-11	36.4	1-8	12.5	5-12	41.7	5-12	41.7	0-0	0.0
Opponents				23-52	44.2	6-12	50.0	7-15	46.7	5-14	35.7	5-11	45.5	0-0	0.0

4th-Down Conversions

Date	Opponent		Score	Overall		1st Qtr		2nd Qtr		3rd Qtr		4th Qtr		Overtime	
08/30/2025	Bryant	W	19-3	0-0	0.0	0-0	0.0	0-0	0.0	0-0	0.0	0-0	0.0	0-0	0.0
09/06/2025	Tulsa	W	21-14	1-1	100.0	0-0	0.0	0-0	0.0	1-1	100.0	0-0	0.0	0-0	0.0
09/13/2025	at Louisiana Tech	L	14-49	0-0	0.0	0-0	0.0	0-0	0.0	0-0	0.0	0-0	0.0	0-0	0.0
New Mexico St.				1-1	100.0	0-0	0.0	0-0	0.0	1-1	100.0	0-0	0.0	0-0	0.0
Opponents				2-6	33.3	0-2	0.0	0-0	0.0	0-1	0.0	2-3	66.7	0-0	0.0

Time of Possession

Date	Opponent		Score	Overall	1st Qtr	2nd Qtr	3rd Qtr	4th Qtr	Overtime
08/30/2025	Bryant	W	19-3	28:10	04:05	11:33	03:45	08:47	00:00
09/06/2025	Tulsa	W	21-14	30:50	06:55	05:39	05:52	12:24	00:00
09/13/2025	at Louisiana Tech	L	14-49	24:30	09:47	03:49	07:36	03:18	00:00
New Mexico St.				Total	83:30	20:47	21:01	17:13	00:00
				Avg.	27:50	06:56	07:00	05:44	00:00
Opponents				Total	95:58	17:36	30:36	19:56	00:00
				Avg.	31:59	05:52	10:12	06:39	00:00

2025 TEAM GAME HIGHS

New Mexico St. - Game Highs

RUSHES	32	Bryant (08/30/2025)
YARDS RUSHING	78	Bryant (08/30/2025)
YARDS PER RUSH	2.4	Bryant (08/30/2025)
TD RUSHES	1	Bryant (08/30/2025)
PASS ATTEMPTS	45	Tulsa (09/06/2025)
PASS COMPLETIONS	28	Tulsa (09/06/2025)
YARDS PASSING	281	at Louisiana Tech (09/13/2025)
YARDS PER PASS	8.5	at Louisiana Tech (09/13/2025)
TD PASSES	2	at Louisiana Tech (09/13/2025)
	2	Tulsa (09/06/2025)
TOTAL PLAYS	71	Tulsa (09/06/2025)
TOTAL OFFENSE	308	at Louisiana Tech (09/13/2025)
YARDS PER PLAY	6.2	at Louisiana Tech (09/13/2025)
POINTS	21	Tulsa (09/06/2025)
SACKS BY	3	Bryant (08/30/2025)
FIRST DOWNS	19	Tulsa (09/06/2025)
	19	Bryant (08/30/2025)
PENALTIES	8	Tulsa (09/06/2025)
	8	Bryant (08/30/2025)
PENALTY YARDS	80	Bryant (08/30/2025)
TURNOVERS	3	at Louisiana Tech (09/13/2025)
PUNTS	7	at Louisiana Tech (09/13/2025)
	7	Bryant (08/30/2025)
PUNTING AVG	46.1	Bryant (08/30/2025)
LONG PUNT	54	Tulsa (09/06/2025)
	54	Bryant (08/30/2025)
PUNTS INSIDE 20	4	Bryant (08/30/2025)
LONG PUNT RETURN	8	Tulsa (09/06/2025)

2025 OPPONENT TEAM GAME HIGHS

Opponent - Game Highs

RUSHES	65	at Louisiana Tech (09/13/2025)
YARDS RUSHING	353	at Louisiana Tech (09/13/2025)
YARDS PER RUSH	5.4	at Louisiana Tech (09/13/2025)
TD RUSHES	3	at Louisiana Tech (09/13/2025)
PASS ATTEMPTS	40	Tulsa (09/06/2025)
PASS COMPLETIONS	27	Tulsa (09/06/2025)
YARDS PASSING	234	Tulsa (09/06/2025)
YARDS PER PASS	11.1	at Louisiana Tech (09/13/2025)
TD PASSES	2	at Louisiana Tech (09/13/2025)
TOTAL PLAYS	85	at Louisiana Tech (09/13/2025)
TOTAL OFFENSE	574	at Louisiana Tech (09/13/2025)
YARDS PER PLAY	6.8	at Louisiana Tech (09/13/2025)
POINTS	49	at Louisiana Tech (09/13/2025)
SACKS BY	2	Tulsa (09/06/2025)
	2	Bryant (08/30/2025)
FIRST DOWNS	28	at Louisiana Tech (09/13/2025)
PENALTIES	11	at Louisiana Tech (09/13/2025)
	11	Bryant (08/30/2025)
PENALTY YARDS	101	at Louisiana Tech (09/13/2025)
TURNOVERS	3	Tulsa (09/06/2025)
PUNTS	9	Bryant (08/30/2025)
PUNTING AVG	46.5	at Louisiana Tech (09/13/2025)
LONG PUNT	53	at Louisiana Tech (09/13/2025)
PUNTS INSIDE 20	1	at Louisiana Tech (09/13/2025)
	1	Tulsa (09/06/2025)
	1	Bryant (08/30/2025)
LONG PUNT RETURN	26	at Louisiana Tech (09/13/2025)

2025 INDIVIDUAL GAME HIGHS

New Mexico St. - Individual Game Highs

RUSHES	12	Logan Fife vs Tulsa (09/06/2025)
	12	Kadarius Calloway vs Bryant (08/30/2025)
YARDS RUSHING	50	Kadarius Calloway vs Bryant (08/30/2025)
TD RUSHES	1	Kadarius Calloway vs Bryant (08/30/2025)
LONG RUSH	17	Kadarius Calloway vs Bryant (08/30/2025)
PASS ATTEMPTS	45	Logan Fife vs Tulsa (09/06/2025)
PASS COMPLETIONS	28	Logan Fife vs Tulsa (09/06/2025)
YARDS PASSING	281	Logan Fife at Louisiana Tech (09/13/2025)
TD PASSES	2	Logan Fife at Louisiana Tech (09/13/2025)
	2	Logan Fife vs Tulsa (09/06/2025)
LONG PASS	55	Logan Fife vs Bryant (08/30/2025)
RECEPTIONS	8	Donovan Faupel vs Tulsa (09/06/2025)
YARDS RECEIVING	157	PJ Johnson III at Louisiana Tech (09/13/2025)
TD RECEPTIONS	1	PJ Johnson III at Louisiana Tech (09/13/2025)
	1	Brodie Malone-Bradford at Louisiana Tech (09/13/2025)
	1	Gavin Harris vs Tulsa (09/06/2025)
	1	Donovan Faupel vs Tulsa (09/06/2025)
	1	PJ Johnson III vs Bryant (08/30/2025)
LONG RECEPTION	55	Donovan Faupel vs Bryant (08/30/2025)
PUNTS	7	Max Dean at Louisiana Tech (09/13/2025)
	7	Max Dean vs Bryant (08/30/2025)
PUNTING AVG	46.1	Max Dean vs Bryant (08/30/2025)
LONG PUNT	54	Max Dean vs Tulsa (09/06/2025)
	54	Max Dean vs Bryant (08/30/2025)
PUNTS INSIDE 20	4	Max Dean vs Bryant (08/30/2025)
LONG PUNT RETURN	8	TJ Pride vs Tulsa (09/06/2025)
LONG KICKOFF RETURN	20	Dijon Stanley vs Bryant (08/30/2025)
TACKLES	11	Jamall Thompson Jr. at Louisiana Tech (09/13/2025)
	11	Naeten Mitchell at Louisiana Tech (09/13/2025)
SACKS	2	Ezra Christensen vs Tulsa (09/06/2025)
	2	Jamall Thompson Jr. vs Bryant (08/30/2025)
TACKLES FOR LOSS	3	Ezra Christensen vs Tulsa (09/06/2025)
	3	Jamall Thompson Jr. vs Bryant (08/30/2025)

2025 OPPONENT INDIVIDUAL HIGHS

Opponent - Individual Game Highs

RUSHES	20	Dominic Richardson vs Tulsa (09/06/2025)
YARDS RUSHING	103	Blake Baker at Louisiana Tech (09/13/2025)
TD RUSHES	1 1 1 1	Blake Baker at Louisiana Tech (09/13/2025) Omiri Wiggins at Louisiana Tech (09/13/2025) Andrew Burnette at Louisiana Tech (09/13/2025) Baylor Hayes vs Tulsa (09/06/2025)
LONG RUSH	38	Blake Baker at Louisiana Tech (09/13/2025)
PASS ATTEMPTS	33	Brennan Myer vs Bryant (08/30/2025)
PASS COMPLETIONS	20	Brennan Myer vs Bryant (08/30/2025)
YARDS PASSING	187	Brennan Myer vs Bryant (08/30/2025)
TD PASSES	1 1 1	Blake Baker at Louisiana Tech (09/13/2025) Trey Kukuk at Louisiana Tech (09/13/2025) Baylor Hayes vs Tulsa (09/06/2025)
LONG PASS	56	Blake Baker at Louisiana Tech (09/13/2025)
RECEPTIONS	9	Zion Booker vs Tulsa (09/06/2025)
YARDS RECEIVING	64	David Pierro at Louisiana Tech (09/13/2025)
TD RECEPTIONS	1 1 1	Marlion Jackson at Louisiana Tech (09/13/2025) Jalen Mickens at Louisiana Tech (09/13/2025) Brody Foley vs Tulsa (09/06/2025)
LONG RECEPTION	56	David Pierro at Louisiana Tech (09/13/2025)
FIELD GOALS	1 1 1	Drew Henderson at Louisiana Tech (09/13/2025) John Hoyet Chance at Louisiana Tech (09/13/2025) Bryce Soli vs Bryant (08/30/2025)
LONG FIELD GOALS	55	John Hoyet Chance at Louisiana Tech (09/13/2025)
PUNTS	9	Kristian Karoglan vs Bryant (08/30/2025)
PUNTING AVG	46.5	John Hoyet Chance at Louisiana Tech (09/13/2025)
LONG PUNT	53	John Hoyet Chance at Louisiana Tech (09/13/2025)
PUNTS INSIDE 20	1 1 1	John Hoyet Chance at Louisiana Tech (09/13/2025) Angus Davies vs Tulsa (09/06/2025) Kristian Karoglan vs Bryant (08/30/2025)
LONG PUNT RETURN	26	Marques Singleton Jr. at Louisiana Tech (09/13/2025)
LONG KICKOFF RETURN	17	Clay Thevenin at Louisiana Tech (09/13/2025)
TACKLES	10	Kolbe Fields at Louisiana Tech (09/13/2025)
SACKS	2	Michael Otty vs Bryant (08/30/2025)
TACKLES FOR LOSS	2.5	Devin Robinson vs Tulsa (09/06/2025)
INTERCEPTIONS	1 1 1	Kam Franklin at Louisiana Tech (09/13/2025) Jakari Foster at Louisiana Tech (09/13/2025) Azarel Juste vs Bryant (08/30/2025)

OFFENSE CAREER HIGHS

#0 PJ Johnson III

Rushing Attempts.....	2 (vs. UTEP, Nov. 30, 2024)
Rushing Yards.....	15 (at Liberty, Sept. 9, 2023)
Longest Rush.....	15 (at Liberty, Sept. 9, 2023)
Receptions.....	7 (at LA Tech, Sept. 13, 2025)
Receiving Yards.....	157 (at LA Tech, Sept. 13, 2025)
Receiving Touchdowns.....	1 (3x; last vs. UTEP, Nov. 30, 2024)
Longest Reception.....	54 (vs. UTEP, Nov. 30, 2024)
Total Tackles.....	1 (2x; last at FIU, Oct. 29, 2024)

#1 Kadarius Calloway

Rushing Attempts.....	17 (at James Madison, Oct. 28, 2023#)
Rushing Yards.....	236 (at Marshall, Sept. 30, 2023#)
Rushing Touchdowns.....	3 (at Marshall, Sept. 30, 2023#)
Longest Rush.....	75 (at Marshall, Sept. 30, 2023#)
Receptions.....	3 (vs. App State, Oct. 21, 2023#)
Receiving Yards.....	20 (vs. App State, Oct. 21, 2023#)
Receiving Touchdowns.....	1 (vs. App State, Oct. 21, 2023#)
Longest Reception.....	13 (vs. App State, Oct. 21, 2023#)
Longest Kick Return.....	21 (vs. UNLV, Dec. 18, 2024)

#2 Gavin Harris

Rushing Attempts.....	1 (at Eastern Michigan, Oct. 19, 2024#)
Rushing Yards.....	13 (at Eastern Michigan, Oct. 19, 2024#)
Rushing Touchdowns.....	1 (at Eastern Michigan, Oct. 19, 2024#)
Longest Rush.....	11 (at Eastern Michigan, Oct. 19, 2024#)
Receptions.....	3 (3x, last vs. Bryant, Aug. 30, 2025)
Receiving Yards.....	66 (vs. San Diego State, Sept. 28, 2024#)
Receiving Touchdowns.....	1 (3x, last vs. FIU, Sept. 7, 2024#)
Longest Reception.....	60 (vs. San Diego State, Sept. 28, 2024#)
Longest Kick Return.....	13 (vs. Norfolk State, Oct. 21, 2013#)
Total Tackles.....	2 (at FIU, Sept. 7, 2024)

#3 Shawn Brown

Receptions.....	2 (at LATech, Sept. 13, 2025)
Receiving Yards.....	19 (vs. Bryant, Aug. 30, 2025)
Longest Reception.....	19 (vs. Bryant, Aug. 30, 2025)

#4 Logan Fife

Rushing Attempts.....	12 (vs. Tulsa, Sept. 6, 2025)
Rushing Yards.....	49 (at New Mexico, Oct. 22, 2022#)
Rushing Touchdowns.....	3 (vs. Northern Arizona, Oct. 12, 2024#)
Longest Rush.....	30 (at New Mexico, Oct. 22, 2022#)
Total Passes.....	45 (vs. Tulsa, Sept. 6, 2025)
Completions.....	30 (2x, last vs. Weber State, Oct. 5, 2024#)
Passing Yards.....	364 (at Eastern Washington, Sept. 28, 2024#)
Passing Touchdowns.....	5 (at Eastern Washington, Sept. 28, 2024#)
Longest Pass.....	81 (vs. Portland State, Nov. 16, 2024#)

#5 Donovan Faupel

Rushing Attempts.....	1 (at FIU, Oct. 29, 2024)
Rushing Yards.....	18 (at FIU, Oct. 29, 2024)
Longest Rush.....	18 (at FIU, Oct. 29, 2024)
Receptions.....	8 (vs. Tulsa, Sept. 6, 2025)
Receiving Yards.....	99 (vs. Bryant, Aug. 30, 2025)
Receiving Touchdowns.....	1 (2x, last vs. Tulsa, Sept. 6, 2025)
Longest Reception.....	55 (vs. Bryant, Aug. 30, 2025)
Total Tackles.....	1 (vs. Bryant, Aug. 30, 2025)

#6 Jackson Owens

Receptions.....	4 (vs. Tulsa, Sept. 6, 2025)
Receiving Yards.....	39 (vs. Tulsa, Sept. 6, 2025)
Longest Reception.....	20 (vs. Tulsa, Sept. 6, 2025)

#8 Dijon Stanley

Rushing Attempts.....	10 (vs. Bryant, Aug. 30, 2025)
Rushing Yards.....	34 (vs. Southern Utah, Aug. 29, 2024)
Longest Rush.....	14 (2x, last vs. Baylor, Sept. 7, 2024)
Receptions.....	3 (vs. Southern Utah, Aug. 29, 2024)
Receiving Yards.....	150 (vs. Southern Utah, Aug. 29, 2024)
Receiving Touchdowns.....	2 (vs. Southern Utah, Aug. 29, 2024)
Longest Reception.....	79 (vs. Southern Utah, Aug. 29, 2024)
Longest Kick Return.....	49 (vs. Oregon, Oct. 28, 2023)
Total Tackles.....	1 (at Washington, Nov. 11, 2023)

#12 TK King

Rushing Attempts.....	5 (vs. Utah State, Oct. 26, 2024#)
Rushing Yards.....	77 (vs. Utah State, Oct. 26, 2024#)
Rushing Touchdowns.....	1 (2x, last vs. Utah State, Oct. 26, 2024#)
Longest Rush.....	54 (vs. Utah State, Oct. 26, 2024#)
Receptions.....	4 (vs. Utah State, Oct. 26, 2024#)
Receiving Yards.....	52 (vs. Utah State, Oct. 26, 2024#)
Longest Reception.....	36 (vs. BYU, Sept. 14, 2024#)
Longest Kick Return.....	100 (at North Texas, Sept. 21, 2024#)

#14 Adam Damante

Rushing Attempts.....	6 (vs. Utah Tech, Sept. 16, 2023#)
Rushing Yards.....	2 (vs. Portland State, Oct. 14, 2023#)
Longest Rush.....	6 (vs. Portland State, Oct. 13, 2023#)
Total Pass Attempts.....	33 (at Sacramento State, Sept. 30, 2023#)
Completions.....	25 (at Weber State, Oct. 7, 2023#)
Passing Yards.....	250 (vs. Portland State, Oct. 14, 2023#)
Passing Touchdowns.....	2 (vs. Utah Tech, Sept. 16, 2023#)
Longest Pass.....	60 (2x, last vs. Portland State, Oct. 14, 2023#)
Total Tackles.....	1 (vs. Utah Tech, Sept. 16, 2023#)

#15 Parker Awad

Rushing Attempts.....	18 (vs. UTEP, Nov. 30, 2024)
Rushing Yards.....	24 (vs. UTEP, Nov. 30, 2024)
Rushing Touchdowns.....	1 (vs. Liberty, Sept. 7, 2024)
Longest Rush.....	25 (vs. UTEP, Nov. 30, 2024)
Total Pass Attempts.....	51 (vs. UTEP, Nov. 30, 2024)
Completions.....	22 (vs. UTEP, Nov. 30, 2024)
Passing Yards.....	340 (vs. UTEP, Nov. 30, 2024)
Longest Pass.....	64 (vs. Liberty, Sept. 7, 2024)
Total Tackles.....	1 (at Jax State, Oct. 9, 2024)

#16 Lorenzo McMillan

Rushing Attempts.....	4 (vs. Western Ill., Sept. 2, 2023)
Rushing Yards.....	84 (vs. New Mexico, Sept. 28, 2024)
Rushing Touchdowns.....	1 (vs. New Mexico, Sept. 28, 2024)
Longest Rush.....	84 (vs. New Mexico, Sept. 28, 2024)
Receptions.....	1 (2x; last at Jax State, Oct. 9, 2024)
Longest Kick Return.....	41 (at FIU, Oct. 29, 2024)
Total Tackles.....	1 (vs. New Mexico, Sept. 28, 2024)

#17 TJ Pride

Rushing Attempts.....	3 (vs. SEMO, Aug. 31, 2024)
Rushing Yards.....	28 (vs. SEMO, Aug. 31, 2024)
Longest Rush.....	14 (at Jax State, Oct. 9, 2024)
Receptions.....	6, vs. UTEP (Nov. 30, 2024)
Receiving Yards.....	81 (vs. UTEP, Nov. 30, 2024)
Receiving Touchdowns.....	1 (2x, last vs. UTEP, Nov. 30, 2024)
Longest Reception.....	53 (vs. LA Tech, Oct. 15, 2024)
Longest Punt Return.....	17 (2x, last vs. UTEP, Nov. 30, 2024)
Total Tackles.....	1 (vs. WKU, Nov. 9, 2024)

#19 Brodie Malone-Bradford

Receptions.....	3 (vs. Tulsa, Sept. 6, 2025)
Receiving Yards.....	41 (at LA Tech, Sept. 13, 2025)
Longest Reception.....	41 (at LA Tech, Sept. 13, 2025)

#20 Tim Gans

Rushing Attempts.....	10 (vs. Lamar, Nov. 12, 2022)
Rushing Yards.....	59 (vs. Lamar, Nov. 12, 2022)
Rushing Touchdowns.....	1 (vs. Lamar, Nov. 12, 2022)
Longest Rush.....	24 (vs. Hawaii, Sept. 24, 2022)
Total Receptions.....	2 (2x; last vs. WKU, Nov. 9, 2024)
Receiving Yards.....	26 (vs. UMass, Aug. 26, 2023)
Longest Reception.....	14 (2x; last vs. WKU, Nov. 9, 2024)
Total Tackles.....	1 (vs. UTEP, Nov. 30, 2024)

#30 Dailan Goodman

Total Tackles.....	1 (2x; last vs. WKU, Nov. 9, 2024)
--------------------	------------------------------------

#37 Isaiah Rudison

Rushing Attempts.....	2 (2x, last at LA Tech, Sept. 13, 2025)
Rushing Yards.....	10 (vs. LA Tech, Oct. 15, 2024)
Longest Rush.....	10 (vs. LA Tech, Oct. 15, 2024)
Receptions.....	1 (3x, last vs. Tulsa, Sept. 6, 2025)
Receiving Yards.....	16 (vs. UTEP, Nov. 30, 2024)
Longest Reception.....	16 (vs. UTEP, Nov. 30, 2024)
Total Tackles.....	1 (at LA Tech, Sept. 13, 2025)

#78 Malik Williams

Total Tackles.....	1 (2x, last at Utah State, Nov. 19, 2022#)
--------------------	--

#81 Allen Ortiz

Receptions.....	7 (vs. Western Oregon, Sept. 17, 2022#)
Receiving Yards.....	132 (at Adams State, Sept. 4, 2021#)
Receiving Touchdowns.....	2 (2x, last vs. Midwestern State, Oct. 1, 2022#)
Longest Reception.....	46 (at West Texas State, Sept. 18, 2021#)
Total Tackles.....	2 (vs. Wester Colorado, Sept. 11, 2021)

#84 Adam Parks

Receptions.....	1 (3x, last at LA Tech, Sept. 13, 2025)
Receiving Yards.....	38 (at Middle Tennessee, Nov. 23, 2024)
Longest Reception.....	38 (at Middle Tennessee, Nov. 23, 2024)

#86 Jerry Lydiatt

Receptions.....	4 (at Sam Houston, Sept. 21, 2024)
Reception Yards.....	22 (at Sam Houston, Sept. 21, 2024)
Reception Touchdowns.....	1 (at Sam Houston, Sept. 21, 2024)
Longest Reception.....	15 (at Sam Houston, Sept. 21, 2024)

#88 Trevor Stephens

Receptions.....	1 (3x; last Nov. 11, 2023)
Receiving Yards.....	20 (vs. New Mexico, Oct. 15, 2022)
Longest Reception.....	20 (New Mexico, Oct. 15, 2022)

#89 Lukas Ungar

Receptions.....	2 (vs. Washington, Oct. 30, 2021#)
Receiving Yards.....	13 (vs. Washington, Oct. 30, 2021#)
Longest Reception.....	8 (vs. Washington, Oct. 30, 2021#)
Total Tackles.....	1 (vs. Bryant, Aug. 30, 2025)

DEFENSE CAREER HIGHS

#1 Josiah Charles	
Total Tackles.....	4 (3x, last at LA Tech, Sept. 13, 2025)
#2 Armahn Hale	
Total Tackles.....	5 (vs. Tulsa, Sept. 6, 2025)
Total Tackles for Loss.....	1 (vs. Tulsa, Sept. 6, 2025)
#3 Dakerric Hobbs	
Total Tackles.....	8 (at LA Tech, Nov. 11, 2023#)
Total Tackles for Loss.....	1 (3x; last vs. WKU, Nov. 9, 2024)
Total Interceptions.....	1 (vs. WKU, Nov. 9, 2024)
#4 Naeten Mitchell	
Total Tackles.....	8 (vs. Tulsa, Sept. 6, 2025)
#5 Nick Session	
Total Tackles.....	7 (at LA Tech, Sept. 13, 2025)
Total Tackles for Loss.....	1 (at Jax State, Oct. 9, 2024)
Total Interceptions.....	1 (vs. Kansas, Oct. 30, 2021#)
#6 Jamall Thompson Jr.	
Longest Kick Return.....	13 (vs. VMI, Nov. 5, 2022#)
Total Tackles.....	11 (at LA Tech, Sept. 13, 2025)
Total Sacks.....	2 (2x, last vs. Bryant, Aug. 30, 2025)
Total Tackles for Loss.....	3 (vs. Bryant, Aug. 30, 2025)
Total Interceptions.....	1 (vs. Tulsa, Sept. 6, 2025)
#8 Brad Vislisl	
Total Tackles.....	7 (at North Dakota, Oct. 19, 2024#)
#9 Bernock Iya	
Total Tackles.....	7 (2x, last vs. Tulsa, Sept. 6, 2025)
Total Tackles for Loss.....	1 (vs. Tulsa, Sept. 6, 2025)
Total Interceptions.....	1 (vs. Tulsa, Sept. 6, 2025)
#12 Tory Gethers	
Total Tackles.....	10 (at LA Tech, Sept. 13, 2025)
Total Sacks.....	1 (at LA Tech, Sept. 13, 2025)
Total Tackles for Loss.....	2 (at LA Tech, Sept. 13, 2025)
#13 Quincy Davis	
Total Tackles.....	6 (at Jax State, Oct. 9, 2024)
#14 Sone Aupiu	
Total Tackles.....	10 (at Liberty, Dec. 1, 2023*)
Total Sacks.....	1 (3x; last vs. Bryant, Aug. 30, 2025)
Total Tackles for Loss.....	2 (2x, last vs. Bryant, Aug. 30, 2025)
Total Interceptions.....	1 (at Middle Tennessee, Nov. 23, 2024)
#15 Larry Jones III	
Total Tackles.....	2 (vs. Campbell, Aug. 31, 2024#)
Total Sacks.....	0.5 (at NM State, Sept. 7, 2024#)
Total Tackles For Loss.....	0.5 (at NM State, Sept. 7, 2024#)
#16 Gabe Peterson	
Total Tackles.....	9 (vs. Jax State, Nov. 25, 2023)
Total Sacks.....	1 (4x, last vs. Nov. 25, 2023)
Total Tackles for Loss.....	2 (3x, last vs. Jax State, Nov. 25, 2023)
#19 Jabril White	
Total Tackles.....	1 (3x; last at FIU, Oct. 29, 2024)
#20 DJ Cloyd	
Total Tackles.....	3 (at LA Tech, Sept. 13, 2025)
#21 Zedekiah Rodriguez-Brown	
Total Tackles.....	1 (3x; last at LA Tech, Sept. 13, 2025)
Total Tackles for Loss.....	0.5 (at LA Tech, Sept. 13, 2025)
#22 Lanar Kelley Jr.	
Total Tackles.....	1 (3x; last at Jax State, Oct. 9, 2024)
#23 Naeten Mitchell	
Total Tackles.....	11 (at LA Tech, Sept. 13, 2025)
#25 Obinna Okeke	
Total Tackles.....	4 (at LA Tech, Sept. 13, 2025)
#26 Jakobe Campbell	
Total Tackles.....	1 (vs. Bryant, Aug. 30, 2025)
Total Interceptions.....	1 (vs. Bryant, Aug. 30, 2025)
#28 Jaden Robinson	
Total Tackles.....	3 (vs. LA Tech, Oct. 15, 2024)
#30 Demanuel Brown Jr.	
Total Tackles.....	2 (at LA Tech, Sept. 13, 2025)
#31 Lorenzo Smith	
Total Tackles.....	2 (at LA Tech, Sept. 13, 2025)
#32 Siddeeq Shabazz	
Total Tackles.....	1 (at LA Tech, Oct. 24, 2023)
#34 Zaiden Davis	
Total Tackles.....	5 (at LA Tech, Sept. 13, 2025)
Total Tackles for Loss.....	0.5 (at LA Tech, Sept. 13, 2025)

#35 Tyler Martinez	
Total Tackles.....	12 (2x; last vs. LA Tech, Oct. 15, 2024)
Total Sacks.....	1 (vs. WKU, Nov. 9, 2024)
Total Tackles for Loss.....	1 (2x; last vs. Sam Houston, Oct. 11, 2023)
Total Interceptions.....	1 (at LA Tech, Sept. 13, 2025)
#44 Enzo-Pierre Tayou	
Total Tackles.....	3 (at LA Tech, Sept. 13, 2025)
Total Tackles for Loss.....	0.5 (vs. Bryant, Aug. 30, 2025)
#47 Jalen Brown	
Total Tackles.....	1 (at LA Tech, Sept. 13, 2025)
#52 Joey Banegas	
Total Tackles.....	1 (3x, last at Western Colorado#)
#54 Ta'Avili Tuitama	
Total Tackles.....	1 (2x; last at Sam Houston, Sept. 21, 2024)
#54 Ta'Avili Tuitama	
Total Tackles.....	3 (at LA Tech, Sept. 13, 2025)
#57 Bryant Jackson	
Longest Kick Return.....	8 (at FIU, Oct. 29, 2024)
#90 Ezra Christensen	
Total Tackles.....	6 (vs. Tulsa, Sept. 6, 2025)
Total Sacks.....	2 (vs. Tulsa, Sept. 6, 2025)
Total Tackles for Loss.....	3 (vs. Tulsa, Sept. 6, 2025)
#96 Cole Schnettgoecke	
Total Tackles.....	5 (vs. Iowa Wesleyan, Sept. 11, 2021#)
Total Sacks.....	1 (vs. William Jewell, Nov. 12, 2022#)
Total Tackles for Loss.....	2.5 (vs. Iowa Wesleyan, Sept. 11, 2021#)
#97 Henry Davis III	
Total Tackles.....	2 (at Jax State, Oct. 9, 2024)
#98 Jason Gwan	
Total Tackles.....	3 (3x, last at Grambling, Oct. 19, 2024#)
Total Sacks.....	0.5 (vs. Prairie View, Oct. 11, 2024#)
Total Tackles for Loss.....	0.5 (vs. Prairie View, Oct. 11, 2024#)
#99 Reeves Baller	
Total Tackles.....	2 (2x, last at LA Tech, Sept. 13, 2025)

SPECIALTEAMS CAREER HIGHS

#17 Ryan Hawk	
Field Goals Made.....	3 (vs. Roosevelt, Sept. 21, 2024#)
Longest Field Goal Made.....	51 (vs. Roosevelt, Sept. 21, 2024#)
#32 Max Dean	
Punts.....	7 (2x, last at LA Tech, Sept. 13, 2025)
Longest Punt.....	54 (vs. Tulsa, Sept. 6, 2025)
Punts Inside 20 Yards.....	4 (vs. Bryant, Aug. 30, 2025)

*Conference USA Championship Game
^2022 Quick Lane Bowl
& 2023 Isleta New Mexico Bowl
#Prior to NM State

THE LAST TIME

THE LAST TIME AN AGGIE...

Rushing

Rushed 40 or more times Eric Higgins at UL-Monroe, 10/25/03 (43)
 Rushed 30-39 times Larry Rose III at Texas State, 11/7/15 (31)
 Rushed for 200 or more yards Larry Rose III at Texas State, 11/7/15 (207)
 Rushed for 150-199 yards Mike Washington vs. WKU, 11/9/24 (152)
 Rushed for 100-149 yards Mike Washington vs. UTEP, 11/30/24 (133)
 Rushed for four or more touchdowns Juwaun Price, 11/27/21 (4)
 Rushed for three touchdowns Diego Pavia at Liberty, 11/26/22 (3)

Passing

Passed for 500 or more yards Chase Holbrook vs. LA Tech, 12/2/06 (514)
 Passed for 400-499 yards Jonah Johnson vs. UMass, 11/27/21 (420)
 Passed for 300-399 yards Parker Awad vs. UTEP, 11/30/24 (340)
 Attempted 50 or more passes Parker Awad vs. UTEP, 11/30/24 (51)
 Attempted 45-49 passes Logan Fife vs. Tulsa, 9/6/25 (45)
 Attempted 35-44 passes Diego Pavia vs. Sam Houston, 10/11/23 (36)
 Completed 40 or more passes Tyler Rogers vs. South Alabama, 12/2/17 (40)
 Threw five or more touchdown passes Chase Holbrook at UTEP, 9/20/08 (5)
 Threw four touchdown passes Josh Adkins vs. Alcorn State, 11/3/18 (4)

Receiving

Caught 15 or more passes Paul Dombrowski vs. San Jose State, 11/19/05 (16)
 Caught 10-14 passes PJ Johnson III at LA Tech, 9/13/25 (10)
 Had 200 or more yards receiving Tyrian Taylor vs. Georgia State, 9/12/15 (206)
 Had 150-199 yards receiving PJ Johnson III at LA Tech, 9/13/25 (157)
 Had 100-149 yards receiving Trent Hudson at Liberty, 12/1/23 (112)
 Caught three or more TD passes Gregory Hogan at Arkansas State, 11/29/14 (3)
 Caught two TD passes Trent Hudson at Liberty, 12/1/23 (2)

Total Offense

Had 500 or more yards total offense Tyler Rogers at Texas State, 11/4/17 (507)
 Had 400-499 yards total offense Diego Pavia vs. Sam Houston, 10/11/23 (401)
 Had 300-399 yards total offense Parker Awad vs. UTEP, 11/30/24 (364)
 Had 100 or more yards rushing and passing Diego Pavia vs. Sam Houston, 10/11/23 (286 pass, 115 rush)

Scoring

Accounted for five or more touchdowns Diego Pavia at Liberty, 11/26/22 (3 pass, 3 rush)
 Accounted for four touchdowns Diego Pavia at Liberty, 12/1/23 (3 pass, 1 rush)
 Scored four or more touchdowns Jason Huntley vs. Alcorn State, 11/3/18 (2 rush, 1 reception, 1 KR)
 Scored a defensive PAT Parrish Foster at Arkansas State, 9/11/93 (92 yard FG return)
 Returned an interception for TD Dylan Early at Middle Tennessee, 11/23/24 (30)
 Returned a fumble for TD Shane Jackson at Texas State, 10/27/18 (34)
 Returned a kickoff for TD Juwaun Price vs. Tarleton, 2/21/21 (94)
 Returned a punt for TD Chris Williams vs. Alcorn State, 10/4/08 (83)

Defense

Intercepted three or more passes Shamad Lomax vs. UTEP, 9/23/17 (3)
 Intercepted two passes Josiah Cox at Sam Houston, 9/21/24 (2)
 Forced three or more fumbles Cedric Wilcots II at Texas State, 11/4/17 (3)
 Recovered three or more fumbles Fredd Young vs. LA Tech, 9/10/83 (3)
 Recorded five or more sacks Fredd Young vs. LA Tech, 9/10/83 (6)
 Recorded three or four sacks Kale Edwards vs. LA Tech, 10/15/24 (4)
 Recorded two or 2.5 sacks Ezra Christensen vs. Tulsa, 9/6/24 (2)
 Recorded 20+ tackles Leon McQuaker vs. Alcorn State, 11/3/18 (21)
 Recorded 15-19 tackles Matthew Young (16), Javahn Ferguson (15), at Ole Miss 11/9/19
 Recorded 10-14 tackles Nate Mitchell & Jamall Thompson Jr. at LA Tech, 9/13/25 (11 each)
 Blocked a punt Kordell David vs. SEMO, 8/31/24
 Blocked a PAT Gabe Peterson at LA Tech, 10/24/23
 Most Tackles in a Half Rodney Butler vs. New Mexico, 9/10/16 (15)

Special Teams

Kicked five or more field goals Dat Ly at Kansas, 10/1/88 (5)
 Kicked four field goals Parker Davidson vs. New Mexico, 9/10/16 (4)
 Kicked two field goals of 50 or more yards Abraham Montano at FIU, 10/29/24 (57, 53)
 Kicked one field goal of 50 or more yards Abraham Montano vs. UTEP, 11/30/24 (59)
 Kicked a punt of 70 or more yards Anthony Torres at Texas State, 11/7/15 (70)
 Kicked a punt of 60-69 yards George Eberle vs. New Mexico, 9/28/24 (61)
 Totaled 175 or more kick return yards Jason Huntley at Louisiana, 10/13/18 (176)
 Totaled 150-174 kick return yards Juwaun Price vs. Tarleton St, 2/21/21 (159)
 Totaled 100-149 kick return yards Jason Huntley at Liberty, 11/24/18 (104)
 Totaled 100 or more punt return yards Fredd Young vs. Illinois State, 10/2/82 (106)
 Totaled 50-99 punt return yards OJ Clark vs. UIW, 11/16/19 (96)

THE LAST TIME NM STATE...

Rushing

Had 400 or more yards rushing at Louisville, 8/23/01 (407)
 Had 70 or more rushing attempts at ULM, 10/25/03 (71)
 Had 60-69 rushing attempts at ULM, 10/25/03 (71)
 Had four or more rushing TDs vs. Western Illinois, 9/2/23 (5)
 2+ players with 100 yards rushing Washington (153), McGowan (113) vs. WKU, 11/9/24

Passing

Had 400 or more yards passing vs. UMass, 11/27/21 (420)
 Had 300-399 yards passing vs. UTEP, 11/30/24 (340)
 Had 50 or more pass attempts vs. UTEP, 11/30/24 (51)
 Had 40-49 pass attempts vs. Tulsa, 9/6/25 (44)
 Had 35 or more pass completions at Nevada, 10/9/21 (38)
 Had 25-34 pass completions vs. Tulsa, 9/6/25 (28)
 Had 20-24 pass completions vs. UTEP, 11/30/24 (22)
 Had five or more passing TDs vs. Texas State, 11/19/16 (5)
 Had four passing TDs vs. Valparaiso, 12/3/22 (4)
 Threw four interceptions vs. Southeastern Louisiana, 8/30/07 (4)
 Threw five interceptions New Mexico, 9/15/18 (5)
 Threw six-plus interceptions at Appalachian State, 10/7/2017 (6)

Receiving

Had two players with 100 yards receiving Franklin (107), Bateman (115) at UTEP, 9/15/12
 Had 10 or more players with a reception at Liberty, 11/30/19 (10)
 Had two or more players with 10 or more receptions vs. LA Tech, 11/22/08 (2)
 Had six or more players with two or more receptions vs. Tulsa, 9/6/25 (7)
 Had three or more players with five or more receptions vs. San Diego State, 9/14/19 (3)

Total Offense

Had 700 or more yards total offense at UNLV, 11/18/95 (721)
 Had 600 or more yards total offense vs. Western Illinois, 9/2/23 (650)
 Had 90 or more total offensive plays vs. UTEP, 11/30/24 (107)

Scoring

Scored 50 or more points vs. Western Illinois, 9/2/23 (58)
 Scored 40-49 points vs. New Mexico, 9/28/24 (40)
 Allowed 50 or more points at LA Tech, 10/9/24 (54)
 Was held scoreless at Fresno State, 9/14/24 (0-48)
 Was held scoreless at home vs. No. 3 Boise State, 10/2/10 (0-59)
 Was held scoreless on the road at Fresno State, 9/14/24 (0-48)
 Held an opponent scoreless at ULM, 9/29/01 (31-0)
 Held an opponent scoreless at home vs. UT Arlington, 10/25/75 (16-0)
 Held an opponent scoreless on the road at ULM, 9/29/01 (31-0)

Turnovers

Committed seven or more turnovers at Texas, 9/7/96 (7)
 Lost four or more fumbles at Texas 8/31/13 (4)
 Did not commit a turnover at Middle Tennessee, 11/23/24
 Recorded six or more takeaways vs. Long Beach State, 11/7/98 (8)
 Recovered three or more fumbles vs. Idaho, 10/15/11 (3)
 Returned one interception for a TD at Middle Tennessee, 11/23/24 (Early, 30)
 Returned two or more interceptions for TDs Byrd (48), Griebel (64) vs. FIU, 10/30/04
 Returned a fumble for a TD at Texas State, 10/27/18 (Jackson, 34)

Defense

Held an opponent to 10 or fewer first downs vs. NM Highlands, 9/2/99 (9)
 Held an opponent to 50 or fewer yards passing vs. Georgia Southern, 10/4/14 (18)
 Held an opponent to 51-100 yards passing vs. FIU, 10/29/24 (100)
 Held an opponent to under 75 yards net rushing vs. Bryant, 8/30/25 (68)
 Held an opponent to 200 or fewer yards total offense vs. Valparaiso, 12/3/22 (188)
 Intercepted three passes vs. South Carolina State, 9/18/21
 Intercepted four passes vs. FIU, 10/30/04
 Intercepted five passes vs. UTEP, 9/23/17
 Intercepted six passes vs. Long Beach State, 10/7/88
 Recorded five or more sacks vs. LA Tech, 10/15/24 (5)
 Had three or four players with 10+ tackles at Liberty, 11/24/18 (4)
 Had five or more players with 10+ tackles vs. Wyoming, 8/25/18 (5)
 Recorded a safety vs. SEMO, 8/31/24
 Blocked a field goal attempt vs. LA Tech, 10/15/24
 Blocked a PAT at LA Tech, 10/24/23
 Blocked a punt vs. SEMO, 8/31/24