



UNIVERSITY OF NEW MEXICO LOBO FOOTBALL



1939 Sun Bowl * 1944 Sun Bowl * 1946 Sun Bowl * 1947 Harbor Bowl * 1961 Aviation Bowl * 1997 Insight.com Bowl * 2002 Las Vegas Bowl *
2003 Las Vegas Bowl * 2004 Emerald Bowl * 2006 New Mexico Bowl * 2007 New Mexico Bowl * 2015 Gildan New Mexico Bowl * 2016 Gildan New Mexico Bowl

Game 4

Date Saturday, September 27
Time 2:07 pm
Location Albuquerque, N.M.
Venue University Stadium
Capacity 37,440
Television Altitude/MWN
Series Record New Mexico leads 74-35-5
In Albuquerque New Mexico leads 44-16-3
In Las Cruces New Mexico leads 29-19-2
Current Streak New Mexico, 1
Last Meeting in Albuquerque NMSU 27-17, 9/16/23
Last Meeting in Las Cruces UNM, 50-40, 9/28/24



Head Coach: Jason Eck
UNM Record: 2-1 (1st Year)
Career Record: 28-14 (4th Year)

New Mexico

Lobos

Record: 2-1 MW: 0-0



Head Coach: Tony Sanchez
NMSU Record: 5-10 (2nd season)
Career Record: 25-50 (7th season)

New Mexico State

Aggies

Record: 2-1 CUSA: 0-1

Broadcast Info

TV: Altitude/Mountain West Network

Play-by-Play Robert Portnoy
Analyst DonTrell Moore
Sidelines None

RADIO: Lobo Radio Network

(770 KQOB-AM flagship in Albuquerque)
(XM Radio Channel 382 or sxm.app.link/SXM972)
Play-by-Play J.J. Buck
Analyst Ned James
Sidelines Skye McMillon

2025 Schedule

| Date | Opp. (AP/Coaches Poll) | TV | Time (MT)/Res. | Series Standing | Quick Facts |
|----------|------------------------|-----------------|----------------|-----------------------------|---|
| Aug. 30 | at (14/14) Michigan | NBC | L 17-34 | Michigan now leads 1-0 | Thomas 10 catches for 71, 2 TDs, most catches by Lobo TE in MW era ... kicker Steinkamp with fumble recovery ... Layne CH 31-47 for 208 yards ... McKinney first career TD pass. |
| Sept. 6 | Idaho State | Altitude/MWN | W 32-22 | New Mexico now leads 4-0 | Humphrey 141 rushing, 2 TDs, long of 61 ... Eck tied career-high with 15 tackles ... Thomas 5 catches ... Bankston 166 AP Yards (28 rushing, 55 receiving, 83 kick returns) |
| Sept. 12 | at UCLA | Big Ten Network | W 35-10 | Series tied 1-1 | UNM outscored UCLA 21-0 in fourth ... Bankston 154 rushing, 203 APY, 2 TDs ... Jaxton Eck MW Def. POTW ... Simon Mapa first career catch went for TD ... UCLA 326 total yards. |
| Sept. 27 | New Mexico State | Altitude/MWN | 2:07 pm | New Mexico leads 74-35-5 | Lobos won 50-40 in 2024 ... rushed for 7 TDs ... 74 wins are the most for UNM over any program ... UNM has won 41 of the last 55 meetings ... 115th meeting all-time. |
| Oct. 3 | *at San Jose State | FS1 | 8 pm | San Jose State leads 15-5-1 | Second Friday night game ... San Jose State has won 10 of last 12 ... UNM's last win in San Jose 27-24 on 11/1/1969 ... last meeting was played the day of total annular eclipse. |
| Oct. 11 | *at Boise State | Fox Family | TBA | Boise State 13-1 | UNM only win in series was 10 years ago (31-24) ... fourth meeting in the last five played in Boise ... Eck 16-3 all-time as a coach in the state of Idaho. |
| Oct. 18 | *Nevada | TruTV/MAX | TBA | Nevada leads 6-3-1 | Nevada has won six of last seven ... last meeting kickoff temperature was 37F ... last Lobo win was 35-26 on 11/5/2016 that featured two lightning delays, ended at 1:10 am |
| Oct. 25 | *Utah State | Altitude/MWN | 1 pm | Utah State leads 17-15 | Lobos won 50-45 in 2024 in largest second half road comeback in school history (17 pts) ... Dimitri Johnson game-sealing INT in last minute ... UNM +40 pts last 2 matchups |
| Nov. 1 | *at (RV/--) UNLV | MWN | 1 pm | UNLV leads 15-12 | Second trip to Allegiant Stadium ... UNM 5-4 vs. UNLV in last 9 in Las Vegas ... last meeting in Vegas, UNM led 17-0 in second quarter before UNLV comeback |
| Nov. 15 | *Colorado State | Altitude/MWN | 1 pm | Colorado State leads 45-25 | UNM lost last 13 in series ... CSU only team to hold UNM to fewer than 19 points in 2024 ... UNM just 13 pts in last three meetings with CSU. |
| Nov. 22 | *Air Force | CBSSN | 5 pm | Air Force leads 26-15 | UNM won 52-37 in 2024 ... UNM last win at USAFA was 2000 (29-23, lost 10 in a row at USAFA) ... Kpai career-high 17 tackles in 2024 ... Drzewiecki 10 pts, 8-9 touchbacks |
| Nov. 28 | *at San Diego State | CBSSN | 1:30 pm | San Diego State leads 29-16 | UNM won 21-16 in 2024 ... UNM allowed one red zone TD on four SDSU chances ... Kpai and Johnson combined for 29 tackles, 2.5 TFLs, 3 PBUs |

What's Inside

Must Haves for the Media Section

| | |
|---|-----|
| Schedule/Staff/At a Glance..... | 1 |
| Media Schedule/Policies | 2 |
| Roster | 3-4 |
| Where They Come From..... | 5 |
| Two-Deep (It's really there this week!) | 6 |

Section Where Broadcasters Wonder About the SID

| | |
|-----------------------------------|------|
| Notes | 7-15 |
| Player Social Media Handles | 16 |
| Uniform Tracker..... | 17 |

Career Stats - To Enhance Talking About Lobos

| | |
|----------------------|-------|
| Quarterbacks | 18 |
| Running Backs | 19 |
| Receivers | 20-21 |
| Tight Ends | 22 |
| Cornerbacks | 23-24 |
| Safeties | 25-27 |
| Defensive Line | 28-30 |
| Linebackers | 31-32 |
| Specialists | 33 |

Stuff That Didn't Fit Under a Fun Title

| | |
|---------------------------------|-------|
| 2025 Opponent Schedules | 34 |
| About Head Coach Jason Eck..... | 35-36 |

Section That Will Make Any Stats & Numbers Person Happy

| | |
|----------------------------------|-------|
| Drive Charts | 37-38 |
| Results and Team Statistics..... | 39-40 |
| Starting Lineups..... | 40 |
| Offensive Statistics | 41-42 |
| Defensive Statistics..... | 43 |

The Altitude/CBSSN/Fox Happy Announcer Section

| | |
|---------------------------------------|-------|
| Game-by-Game Rushing/Receiving..... | 44 |
| Game-by-Game Passing..... | 45 |
| UNM Game-by-Game Statistics..... | 46 |
| Opponent Game-by-Game Statistics..... | 47 |
| Game-by-Game Comparison | 48 |
| Game-by-Game UNM Tackles..... | 49 |
| The Last Time it Happened..... | 50 |
| Game Recaps..... | 51-56 |



General Information

Name of School..... University of New Mexico
City/Zip..... Albuquerque, N.M. 87106
Founded..... 1889 by Territorial Legislature
Enrollment..... 23,228
Nickname..... Lobos
School Colors..... Cherry and Silver
Stadium..... University Stadium
Capacity..... 37,440
Conference..... Mountain West
Affiliation..... NCAA I
President..... Dr. Garnett Stokes
Athletic Director..... Fernando Lovo
Athletic Dept. Phone..... 505-925-5501
Ticket Office Phone..... 505-925-LOBO

Coaching Staff

Head Coach..... Jason Eck
Alma Mater, Year..... Wisconsin, 1999
Record at School (years)..... 2-1, 1st season
Career Record (years)..... 28-14, 4th season
Football Office Phone..... 505-925-5700
Best Time of Day to Reach Coach..... Contact SID
Assistant Coaches.....
Daniel Da Prato..... Assoc. HC/Special Teams Coord.
Luke Schleussner..... Off. Coord./QB
Cody Booth..... OL
John Johnson..... RB
Jared Elliott..... TE
Colin Lockett..... WR
Adam Behrends..... Offensive Analyst
Charles Crawford..... GA (Off. Recruiting)
Connor Berry..... GA (Offense)
Spence Nowinsky..... Def. Coord.
Nate Palmer..... LB
Stanley Franks, Jr..... Def. Passing Game Coord./DB
Clay Bignell..... S
Hebron "Loni" Fangupo..... DL
Luke Nardo..... Defensive Analyst
Danny Urquhart..... GA (Def. Recruiting)
Mac Austin..... GA (Defense)
Steven Koch..... Special Teams Analyst
Beau Davidson..... General Manager
David Harris..... Director of Operations
Patrick McDonald..... Asst. Dir. of Player Personnel
John Waters..... Director of Scouting
Dakota Winchell..... Director of Video Technology
Caleb Heim..... Athletic Performance
Malik Whitehead..... Asst. Athletic Performance
Stephen Hillis..... Asst. Athletic Performance
Logan Ruiz-Jones..... Asst. Athletic Performance
David Flores..... Grad. Asst. Athletic Performance
Gianna Viola..... Administrative Asst.
Ashley Nowak..... Director of Equipment Ops.
Natalie Clark..... Director of Football Creative & Social

Team Information

2024 Overall Record..... 5-7
2024 Mountain West Record/Finish..... 3-4/T5th

History

First Year of Football..... 1892
Overall All-Time Record..... 506-647-31
Number of Bowls/last..... 13/2016
Bowl Record..... 4-8-1
NFL Draft Picks..... 66

Communications

Press Box Phone..... 505-925-5805
SID Mailing Address..... New Mexico Athletics
Colleen J. Maloof Administration Building
1 University of New Mexico
MSC04 2680
Albuquerque, NM 87131-0001
Overnight Address..... New Mexico Athletics
Colleen J. Maloof Administration Building
1414 University Boulevard SE
Albuquerque, NM 87106
Frank Mercogliano..... Assoc. A.D. for Communications
Cell/Email..... 505-410-4844/fmercog@unm.edu
Allison Weiss..... Director
Cell/Email..... 661-313-5402/allisonweiss@unm.edu



@UNMLoboFB



@UNMLoboFB

Typical Game Week Media Policies & Procedures

| MONDAY | TUESDAY | WEDNESDAY | THURSDAY | FRIDAY | SATURDAY | SUNDAY |
|---|--|--|---|---|---|---|
| Practice 5:30-7:30 pm | Practice 3:05-5:05 pm | Practice 3:30-5:05 pm | Practice 3:05-4:35 pm | Practice 3:05-4:35 pm | Game UNM vs. NMSU 2:05 pm | Off Day |
| Media Eck with the Opening Drive at 8 am | Media Press Conference (Noon for Fall Sports 12:30 pm for Eck) | Media Post practice (Players/Asst. Coaches) | Media No media availability or interviews | Media No media availability or interviews | Media Coach Eck and Play- ers after game | No media availability or interviews |
| NO OTHER MEDIA | Post practice (Players/Asst. Coaches) Lobo Talk 7-8 pm at Sandia Resort | LAST DAY FOR MEDIA | | | | |

Game Week Media Schedule

New Mexico Media Junket

In the fall, the New Mexico Media Luncheons return on Tuesday (let us all rejoice), starting at noon. Coach Jason Eck is available after the other fall sport coaches (Coach Eck will go last). Audio and video clips are available from the UNM communications office and also at www.golobos.com. The press conferences are also available on GoLobos.com by LoboTV about an hour after they happen. Please note that the Mountain West no longer conducts a football coaches teleconference. The junket is on the third floor of the Tow Diehm Football Complex.

Jason Eck Interview Opportunities

Coach Eck is available after practice and during game week. After road games, Coach Eck will be available via ZOOM (links will be sent to participating media).

New Mexico Player Interview Opportunities

The UNM athletics communications office will assist in arranging all student-athlete interviews. In the fall, the main time for interviews is after practice. Interviews will be on Tuesday and Wednesday, with Wednesday being the last day for player interviews. For extended interviews, please get in touch with the Communications Office to arrange a more convenient time. Players are not off-limits unless they have done something that would cause them to be off-limits. Monday interviews can be arranged as long as the student-athletes aren't in class and we know ahead of time. If we practice on Mondays, we will have players available after that practice as well. Our goal is to secure the interviews you need, not to say no. Please ask, and we will do our best to make it happen.

Postgame: The UNM locker room is closed. Requested players will be brought to the weight room in the Tow Diehm football building and outside the locker room for road games. UNM communications will have Coach Eck and two players address the media, and other requested players will be available for one-on-one interviews. The student-athletes will be available after the press conferences for one-on-one opportunities. For road games, we will have ZOOM press conferences. For UNM media not in the stadium, Zoom links will be sent on the day of the game.

Wireless in the Press Box

The press box at University Stadium has WiFi capability. Access is free, but users requiring access must have their own internal or external wireless cards. Phone lines are available. The new WiFi installed in 2019 has worked great, but we finally updated the password. I asked Charley Bickell, our intern, and he knows how to do that better than I do, so you will need to check the password on the gameday placemaking card.

www.collegepressbox.com

CollegePressBox.com provides the media with a one-stop access to updated contact information, media guides, game books, photos, quotes, links, and more for each of the league's schools and the Mountain West office. The MW office will provide log-in information to accredited media, or you can apply for a password by sending an email to password@collegepressbox.com.

Live Stats

The University of New Mexico will utilize StatBroadcast in 2025, and Geoff Grammer may once again take joy in it. Media members for any game (home/road/neutral/the ISS) can visit www.golobos.com/fbstats.

Ticket Information

- online at www.golobos.com/tickets
- by calling 925-5858 or toll-free at 800-955-HOWL
- Lobo Ticket Office inside the Pit at the NW corner of University & Cesar Chavez boulevards from 8:30-5 Monday-Friday
- UNM Bookstore (Bookstore Ticket Office is closed on Mondays). For more information, call the New Mexico Athletics Ticket Office at (505) 925-5626 or 1-800-955-HOWL (4695). Call (505) 925-5500 to purchase group tickets and ask to speak with a customer service representative.

On Game Day, the northeast box office at University Stadium opens four hours before kickoff, and the Lobo Ticket Office at University Arena opens three hours before game time. The Northwest University Stadium box office opens 90 minutes before kickoff.

Lobo Talk & The Lobo Coaches Show

In the fall, host Robert Portnoy and coach Jason Eck discuss UNM football at Lobo Talk on Tuesdays. The show airs from 7-8 pm at The Sports Bar/Book at Sandia Resort and Casino. Fans can call 866-350-4309 to ask Coach Eck a question. Also in the fall, the Lobo Coaches Show will be produced by LoboTV and air on Wednesdays at 6:30 pm on KOB.

Game Credentials

Regular UNM media will receive game credentials before the start of the season. Media members with season credentials will also receive a parking pass for the Baseball East lot, located across from the stadium.

Visiting team media should request single-game credentials through their team's media relations office. Media passes work as parking passes for the Baseball South lots.

Media members not directly associated with a team can submit requests via our media request link, located near the top of the football page on GoLobos.com.

For media members picking up credentials at the will-call location without parking passes, it is located in the Northeast corner of the stadium, near Gates 7 or 8. With parking passes, credentials will be located at the University Drive entrance to the Baseball South lot, where you will meet the parking attendant. This should allow you to get your credential without having to wait in line or deal with parking on the north side of the stadium.

Parking

Media parking is located across and just south of the stadium off University Drive. Media members can park in the Baseball East lot, which is located next to University Drive. The Baseball East lot entrance is off University Drive south, directly across from the Stadium West lot entrance, and it's the driveway between Santa Ana Star Field and the Davalos Practice Center.

Visiting Radio

The visiting radio booth is located on the fourth level of the main press box, next to the main media area.



2025 Numerical Roster

2025 New Mexico Football Roster

| No. | Name | Pos. | Ht. | Wt. | Cl-Exp. | Hometown (Last School) | Pronunciation |
|-----|------------------------|------|------|-----|------------------|--|-------------------------------|
| 0 | Zhaiel Smith | WR | 6-0 | 184 | Fr-HS# | Portland, Ore. (Tualatin HS) | ZIGH el |
| 0 | Albert Nunes | S | 6-1 | 207 | Sr-TR^ | Fort Meyers, Fla. (Northern Iowa/Eastern Kentucky/Garden City CC/Hutchinson CC) | new NYEZ |
| 1 | Damon Bankston | RB | 5-10 | 186 | Sr-TR | Katy, Texas (Weber State/Paetow HS) | duh MAHN |
| 1 | Keyshawn James-Newby | DE | 6-2 | 244 | Sr-TR^ | Helena, Mont. (Idaho/Montana Tech/Helena HS) | |
| 2 | Jack Layne | QB | 6-2 | 206 | Jr-TR | Lake Oswego, Ore. (Idaho/Lake Oswego HS) | |
| 2 | Abraham Williams | CB | 6-1 | 186 | Sr-TR& | Salt Lake City, Utah (Idaho/Weber State/West HS) | |
| 3 | Gabriel Motschenbacher | QB | 6-0 | 196 | So-JC# | Lake Oswego, Ore. (L.A. Southwest College/Lakeridge HS) | MOTT shen BOCK er |
| 3 | David Murphy | LB | 5-10 | 195 | Jr-2VL-RS | Santa Fe, N.M. (Cleveland HS) | |
| 4 | Jayden Sheridan | CB | 5-11 | 178 | Sr-TR& | Palmdale, Calif. (Utah Tech/Chaminade HS) | |
| 5 | Isaiah Blair | WR | 5-11 | 194 | Jr-JC# | Downey, Calif. (Cerritos JC/Downey HS) | |
| 5 | Frankie Edwards III | CB | 5-10 | 174 | So-TR# | Moreno Valley, Calif. (Weber State/St. John Bosco HS) | |
| 6 | Keegan Johnson | WR | 6-0 | 199 | Sr-TR | Omaha, Neb. (Kansas State/Iowa/Bellevue West HS) | |
| 6 | Jaxton Eck | LB | 6-1 | 224 | Jr-TR# | Brookings, S.D. (Idaho/Brookings HS) | JACKS tin |
| 7 | Dorian Thomas | TE | 6-4 | 239 | So-TR | Kent, Wash. (Arizona/Kentridge HS) | |
| 7 | Tavian Combs | S | 6-2 | 196 | Sr-3VL-MedHS-RS* | Amarillo, Texas (Randall HS) | |
| 8 | Deshawn Buchanan | RB | 5-9 | 193 | So-TR | Chandler, Ariz. (Idaho/Basha HS) | |
| 8 | Clint Stephens | S | 6-1 | 203 | Jr-TR | Long Beach, Calif. (UCLA/Inglewood HS) | |
| 9 | Kader Diop | WR | 5-11 | 176 | Jr-1VL* | Minneapolis, Minn. (San Diego Mesa CC/Southwestern College/Concordia/Minneapolis South HS) | kuh DARE JOPE |
| 9 | Gabriel Lopez | DT | 6-2 | 246 | Sr-2VL& | Las Vegas, Nev. (Washington State/Desert Pines HS) | |
| 10 | D.J. McKinney | RB | 5-8 | 182 | So-TR | Tulsa, Okla (Sam Houston State/Union HS) | |
| 10 | Evan Wyson | WR | 5-9 | 161 | So-1SQ-RS | Rio Rancho, N.M. (Cleveland HS) | WHY SONG |
| 10 | Darren Agu | DE | 6-6 | 244 | Jr-TR | London, England (Vanderbilt/Rabun Gap-Nacoochee [Ga.]) | AH goo |
| 11 | Aiden Valdez | TE | 6-4 | 242 | Jr-TR# | Hacienda Heights, Calif. (Campbell/Bishop Amat Memorial HS) | VAL dez |
| 11 | CJ Johnson | S | 6-2 | 205 | So-TR | Houston, Texas (Auburn/Paetow HS) | |
| 12 | Cole Welliver | QB | 6-7 | 224 | Fr-TR | Flower Mound, Texas (Connecticut/Liberty Christian HS) | |
| 12 | Jon Johnson | CB | 5-11 | 181 | Sr-TR^ | Gardena, Calif. (Montana State/El Camino JC/St. John Bosco HS) | |
| 13 | James Laubstein | QB | 6-3 | 211 | Sr-1SQ | Bethany, Conn. (Sussex County CC/New Haven/Hamden Hall HS) | lobe STEEN |
| 13 | Luke Drzewiecki | K | 6-0 | 186 | Sr-3VL# | Shelby Township, Mich. (Utica Eisenhower HS) | driz WICK ee |
| 13 | Chris Gant, Jr. | S | 5-9 | 199 | Fr-TR | Spring, Texas (North Texas/Klein Collins HS) | |
| 14 | Shawn Miller | WR | 6-0 | 199 | Jr-1VL | Chandler, Ariz. (Illinois/IMG/Saguaro HS) | |
| 14 | Melaki Gutierrez | CB | 5-11 | 165 | Fr-RS | Hernandez, N.M. (Los Alamos HS) | goo TAIR ez |
| 15 | Toa Fa'avae | QB | 6-1 | 195 | Fr-HS# | Concord, Calif. (De La Salle HS) | fa AH vye |
| 15 | Xavier Slayton | DE | 6-2 | 243 | Jr-TR | Chicago, Ill. (Idaho/Crete-Monee HS) | ex ZAY vee yer |
| 16 | Mercury Swaim | LB | 5-10 | 213 | Jr-TR | Bedford, Pa. (St. Francis [PA]/Bedford HS) | SWAYM |
| 17 | Michael Buckley | WR | 6-0 | 179 | Sr-1VL-2SQ-RS | Cabo San Lucas, Mexico (Santa Margarita [Calif.] HS) | |
| 17 | Okiki Olorunfunmi | DT | 6-5 | 265 | Sr-1VL& | Clovis, Calif. (Weber State/Reedley JC/Clovis North HS) | oh KEY KEY oh lah roo FOON me |
| 18 | Caleb Coleman | S | 6-2 | 191 | Sr-TR& | Phenix City, Ala. (Texas State/West Virginia/Hutchinson CC/Smiths Station HS) | |
| 19 | Marcus Vinson | TE | 6-4 | 247 | Sr-TR# | Duncanville, Texas (UTEP/Kilgore JC/Duncanville HS) | VIN sin |
| 19 | Elijah Brody | DE | 6-1 | 229 | So-1VL# | Albuquerque, N.M. (West Mesa HS) | |
| 20 | Darrion Bowers | RB | 5-9 | 180 | Fr-HS# | Arlington, Texas (Bowie HS) | dah REE yin |
| 20 | Ky'Won McCray | S | 6-4 | 200 | Sr-TR | Baltimore, Md. (Jacksonville State/Independence CC/Lake Clifton HS) | KIGH wan |
| 21 | Deriece Brown | WR | 6-3 | 195 | Fr-HS# | Buckeye, Ariz. (Verrado HS) | |
| 21 | Austin Brawley | S | 5-10 | 180 | Sr-TR# | Massillon, Ohio (Ohio/Washington HS) | |
| 22 | Scottre Humphrey | RB | 5-10 | 209 | Jr-TR# | Seattle, Wash. (Montana State/Rainier Beach HS) | |
| 22 | Dimitri Johnson | LB | 6-1 | 235 | Sr-2VL^# | Rohnert Park, Calif. (Santa Rosa JC/Rancho Cotate HS) | |
| 23 | Nick Wheeler | S | 6-0 | 204 | Fr-HS | Dallas, Texas (Parish Episcopal HS) | |
| 24 | Azariah "Bear" Levells | S | 5-11 | 186 | Sr-TR | Hemet, Calif. (Stephen F. Austin/Chaffey College) | AZ uh RYE uh leh VELLS |
| 25 | Ty Battle | RB | 5-11 | 203 | Jr-TR | Orlando, Fla. (Independence CC/Fort Hays State/Edgewater HS) | |
| 25 | Drew Speech | S | 6-2 | 197 | Jr-1VL | Hollister, Calif. (Monterrey Peninsula JC/San Benito HS) | |
| 25 | D'Sean Martinez | CB | 5-10 | 181 | Jr-1SQ | Española, N.M. (Pojoaque Valley HS) | duh SHAWN |
| 26 | Rei Iwai | RB | 5-5 | 158 | Jr-2SQ-RS | Mitaka-City, Japan (Kosei-Gakuen HS) | Just say the letters E Y |
| 26 | CJ McBean | S | 6-2 | 194 | Fr-HS# | Long Beach, Calif. (Gardena Serra HS) | |
| 27 | Thomas Pettus | LB | 6-1 | 199 | Fr-HS# | Albuquerque, N.M. (Volcano Vista HS) | |
| 28 | Jahmir Torres | CB | 5-10 | 176 | Fr-HS# | Los Angeles, Calif. (King/Drew HS) | jah MEER |
| 29 | Aaron Smith | S | 6-0 | 180 | Sr-1VL-RS | Long Beach, Calif. (Mt. San Antonio/Long Beach Poly) | |
| 30 | Keshawn Monroe | S | 5-10 | 180 | Fr-HS# | Houston, Texas (Westfield HS) | |
| 31 | Landon Williams | DE | 6-4 | 236 | Jr-1VL-1SQ-RS | Albuquerque, N.M. (Albuquerque HS) | |
| 31 | Grant Glasgow | K | 6-1 | 194 | Jr-TR | Lawrence, Kan. (Montana/Lawrence HS) | GLASS go |
| 33 | Randolph Kpai | LB | 6-2 | 219 | Sr-1VL | Sioux Falls, S.D. (Nebraska/Washington HS) | kah PIE |
| 35 | Victor Villafuerte | LB | 6-2 | 201 | Jr-RS | Hollister, Calif. (Monterrey Peninsula JC/Hollister HS) | VEE yah foo WEAR tay |
| 35 | Charles Steinkamp | P/K | 6-5 | 211 | Jr-1VL-1SQ-RS | Los Alamos, N.M. (Los Alamos HS) | STINE camp |
| 39 | Keith Reddix | CB | 6-0 | 184 | RS-Fr-RS | Colorado Springs, Colo. (Sand Creek HS) | |
| 39 | Christian Munguia | K | 5-11 | 175 | Fr-HS | Richmond, Texas (Randle HS) | moon GHEE ya |
| 45 | Brett Karhu | DE | 6-1 | 226 | Sr-TR# | Frisco, Texas (Memphis/Oklahoma Baptist/Independence HS) | CAR WHO |
| 46 | Jake DeVos | DT | 6-3 | 230 | Fr-HS# | Vale, Ore. (Vale HS) | de VOSS |
| 47 | Trey Dubuc | LS | 6-1 | 209 | So-TR | Fort Lauderdale, Fla. (USF/Cardinal Gibbons HS) | doo BUCK |
| 48 | John Sierra | DE | 6-1 | 231 | Fr-RS | Las Cruces, N.M. (Centennial HS) | |
| 49 | Caden Beck | LS | 5-8 | 182 | Fr-HS# | Allen, Texas (Allen HS) | |
| 50 | Isaiah Sillemon | OL | 6-1 | 310 | Sr-3VL-RS | Dallas, Texas (Lancaster HS) | SILL ih MON |
| 51 | Malik Aliane | OL | 6-1 | 310 | Jr-1VL | Rouen, France (New Mexico Military Institute/LR Leopards de Rouen) | mah LEEK ah LAY ahn |



2025 Numerical Roster

| No. | Name | Pos. | Ht. | Wt. | Cl-Exp. | Hometown (Last School) | Pronunciation |
|-----|-----------------------|------|------|-----|-----------------|---|-----------------------|
| 52 | RJ Adams | DT | 6-3 | 317 | Sr-TR | Woodbridge, Va. (N.C. A&T/Georgia Tech/Kentucky/Woodbridge HS) | |
| 53 | Carlos Barela | DE | 6-1 | 224 | Fr-HS# | Albuquerque, N.M. (La Cueva HS) | |
| 54 | Jojo Matautia | OL | 5-10 | 288 | Fr-HS# | Sammamish, Wash. (Eastside Catholic HS) | MAH tah oo TEE yah |
| 54 | Hunter Haemker | LB | 6-2 | 223 | Jr-1VL-1SQ-RS | Albuquerque, N.M. (La Cueva HS) | ham KER |
| 55 | Elvin Harris | OL | 6-6 | 316 | So-1VL | Miami, Fla. (Campbell/Chaminade Prep) | |
| 55 | Sa' Kylee Woodard | DT | 6-4 | 267 | Fr-RS | Tucson, Ariz. (Canyon Del Oro HS) | sah KIGH lee |
| 56 | Marko Luera | OL | 6-3 | 277 | Fr-HS# | Glendora, Calif. (Glendora HS) | |
| 57 | Jonny Shively | OL | 6-3 | 262 | Fr-HS# | Gilbert, Ariz. (Higley HS) | SHIVE lee |
| 58 | Jaymar Tasi | OL | 6-2 | 308 | Fr-HS# | Seattle, Wash. (Roosevelt HS) | TAH see |
| 59 | Kaden Robnett | OL | 6-2 | 296 | Fr-TR-MedHS | Graham, Wash. (Idaho/Bethel HS) | |
| 60 | Jubilee Siitia-Tasi | DT | 6-3 | 303 | Fr-HS# | Spanaway, Wash. (Roosevelt HS) | see EE TEE ya TAH see |
| 63 | Blake Ryan | OL | 6-4 | 268 | Fr-HS# | Middleton, Wisc. (Middleton HS) | |
| 66 | Israel "Mook" Mukwiza | OL | 6-1 | 329 | Sr-TR^ | Bronx, N.Y. (Mercer/Alabama A&M/Archer HS) | moo KWEE zah |
| 68 | Tyler Lawrence | OL | 6-4 | 305 | So-TR | Puyallup, Wash. (Air Force/Puyallup HS) | |
| 70 | Mason Jones | OL | 6-6 | 311 | Sr-TR | Franklin, Tenn. (Bucknell/Franklin HS) | |
| 71 | Travis Gray | OL | 6-6 | 321 | Jr-2SQ | Aurora, Colo. (Colorado/Cherokee Trail HS) | |
| 72 | Nevell Brown | OL | 6-3 | 287 | Sr-TR& | West Palm Beach, Fla. (Alabama A&M/Palm Beach Lakes HS) | nuh VELL |
| 73 | Jordan Mora | OL | 6-5 | 311 | So-JC | Cypress, Calif. (Cerritos College/Cypress HS) | |
| 74 | Marcus Stevens | DE | 6-2 | 244 | Fr-RS | Albuquerque, N.M. (Grandview HS [Colo.]) | |
| 77 | Tevin Shaw | OL | 6-4 | 306 | Jr-1VL | Houston, Texas (Houston/Manvel HS) | |
| 78 | Richard Pearce | OL | 6-2 | 311 | Sr-1VL | Hueytown, Ala. (East Carolina/Hueytown HS) | |
| 79 | Trace Edmundson | OL | 6-4 | 290 | Fr-TR | Broomfield, Colo. (Northern Colorado/Legacy HS) | |
| 82 | JT Jeter | WR | 6-2 | 180 | Fr-HS# | Cedar City, Utah (Cedar City HS) | |
| 83 | KJ Cherry | WR | 6-3 | 185 | So-JC | Fontana, Calif. (Riverside City College/Etiwanda HS) | |
| 84 | Xavier Van | WR | 5-11 | 178 | Jr-2SQ | La Mesa, Calif. (San Diego/Helix HS) | ex ZAY vee yer |
| 85 | Simon Mapa | TE | 6-4 | 255 | Jr-TR | San Mateo, Calif. (California/College of San Mateo/Aragon HS) | MAH pah |
| 86 | Aldin Bilalbegovic | TE | 6-4 | 216 | Fr-HS# | Red Deer, Alberta, Canada (IMG Academy) | |
| 87 | Miles Johnson | WR | 6-1 | 205 | Fr-HS# | Dallas, Texas (South Oak Cliff HS) | |
| 88 | Cade Keith | TE | 6-5 | 239 | Fr-TR | Las Vegas, Nev. (TCU/Faith Lutheran HS) | |
| 89 | Jered Rennick | WR | 5-9 | 192 | Fr-HS# | San Bernardino, Calif. (Cajon HS) | |
| 90 | Grey Smith | DT | 6-2 | 266 | Fr-TR | Albuquerque, N.M. (Ft. Lewis College/La Cueva HS) | |
| 92 | Brian Booker | DT | 6-3 | 325 | Jr-TR | Mansfield, Texas (Texas Southern/Lake Ridge HS) | |
| 93 | James Bailey | TE | 6-3 | 301 | Jr-1VL | Katy, Texas (Texas A&M/Paetow HS) | |
| 94 | Jalen McIver | DT | 6-4 | 281 | So-JC | Tuscaloosa, Ala. (Jones College/Hillcrest HS) | mih KIGH ver |
| 95 | James Marshall V | DT | 6-2 | 260 | Fr-HS# | Mesa, Ariz. (Westwood HS) | |
| 96 | Daniel Hughes | P | 6-5 | 235 | So-JC# | Victoria, Australia (City College of San Francisco/Mount Erin HS) | |
| 97 | Cody Thumlert | DE | 6-3 | 200 | Fr-HS# | Issaquah, Wash. (Eastside Catholic HS) | |
| 98 | Max Lantsch | DE | 6-6 | 263 | So-1SQ-RS-MedHS | Dresden, Germany (East Carolina/Rabun Gap-Nocoochee HS) | LUNCH |
| 99 | Jack Burzynski | DE | 6-4 | 218 | Fr-HS# | Barrington, Ill. (Barrington HS) | brr ZIN ski |

#denotes has a redshirt year available (NOTE: some players could redshirt if they have redshirted the 2020 COVID season)

*denotes has a super senior year available due to the COVID 2020 season

&denotes utilizing his super senior season due to the COVID 2020 season

^denotes utilizing bonus super senior season due to NCAA ruling on JC/NAIA participation

Coaching Staff

Head Coach: Jason Eck

Associate Head Coach/Special Teams Coordinator: Daniel Da Prato

Offensive Coordinator/QBs: Luke Schleusner

Defensive Coordinator: Spence Nowinsky

Defensive Passing Game Coordinator/Corners: Stanley Franks, Jr.

Safeties: Cody Bignell

Offensive Line: Cody Booth

Tight Ends: Jared Elliott

Defensive Line: Hebron "Loni" Fangupo

Running Backs: John Johnson

Receivers: Colin Lockett

Linebackers: Nate Palmer

General Manager: Beau Davidson

Director of Operations: David Harris

Analysts: Adam Behrends (Offensive Assistant), Steven Koch (Asst. Special Teams Coord.), Luke Nardo (Defensive Assistant)

Graduate Assistants: Charles Crawford (Offensive Recruiting), Connor Berry (Offense), Danny Urquart (Defensive Recruiting), Mac Austin (Defense)

Assistant Special Teams: Chris Roberts (Special Teams)

Administrative Assistant: Gianna Viola

Director of Athletic Performance: Caleb Heim

Asst. Director of Athletic Performance: Logan Ruiz-Jones, Malik Whitehead, Stephen Hillis, Cam Watts (Graduate Assistant), Quinn Roff (Graduate Assistant)

Director of Equipment Operations: Ashley Nowak

Assoc. A.D. for Health and Performance: Bob Waller

Assoc. Athletic Trainer (Head Football): Geoff Zonn

Asst. Football Trainers: Ash Kota, Jordan Mach

Director of Scouting: John Waters

Asst. Director of Player Personnel: Patrick McDonald

Director of Video Technologies: Dakota Winchell

Asst. Director of Video Technologies: Aaron Marlow

Director of Creative Content & Social Media: Natalie Clark

VP/Athletic Director: Fernando Lovio

Associate Athletics Director/Communications (Primary Contact): Frank Mercogliano

Director of Communications (Secondary Contact): Allison Weiss

2025 Audio Pronunciation Guide

golobos.com/2025FBPronunciationGuide

or scan the code below





Where They Are From...

**Alabama (3)**

Richard Pierce..... Hueytown
Caleb Coleman..... Phenix City
Jalen McIver..... Tuscaloosa

Arizona (6)

Deriece Brown..... Buckeye
Deshaun Buchanan..... Chandler
Shawn Miller..... Chandler
Jonny Shivley..... Gilbert
James Marshall V..... Mesa
Sa'Kylee Woodard..... Tucson

California (19)

Jered Rennick..... San Bernardino
Okiki Olorunfunmi..... Clovis
Jordan Mora..... Cypress
Isaiah Blair..... Downey
Marko Leura..... Glendora
Aiden Valdez..... Hacienda Heights
Azariah "Bear" Levells..... Hemet
Drew Speech..... Hollister
Victor Villafuerte..... Hollister
Ray Gilbert..... Inglewood
Xavier Van..... La Mesa
CJ McBean..... Long Beach
Aaron Smith..... Long Beach
Clint Stephens..... Long Beach
Jahmir Torres..... Long Beach
Frankie Edwards III..... Moreno Valley
Dimirti Johnson..... Rohnert Park
Simon Mapa..... San Mateo
Jayden Sheridan..... West Hills

Connecticut (1)

James Laubstein..... Bethany

Colorado (3)

Travis Gray..... Aurora
Trace Edmundson..... Broomfield
Keith Reddix..... Colorado Springs

Florida (4)

Trey Dubuc..... Fort Lauderdale
Albert Nunes..... Ft. Meyers
Elvin Harris..... Miami
Nevell Brown..... West Palm Beach

Illinois (2)

Jack Burzynski..... Barrington
Xavier Slayton..... Chicago

Kansas (1)

Grant Glasgow..... Lawrence

Maryland (1)

Ky'Won McCray..... Baltimore

Michigan (1)

Luke Drzewiecki..... Shelby Township

Minnesota (1)

Kader Diop..... Minneapolis

Montana (1)

Keyshawn James-Newby..... Helena

Nebraska (1)

Keagan Johnson..... Omaha

Nevada (2)

Cade Keith..... Las Vegas
Gabriel Lopez..... Las Vegas

New Mexico (13)

Carlos Barela..... Albuquerque
Elijah Brody..... Albuquerque
Hunter Haemker..... Albuquerque
Grey Smith..... Albuquerque
Marcus Stevens..... Albuquerque
Thomus Pettus..... Albuquerque
Landon Williams..... Albuquerque
D'Sean Martinez..... Hernandez
John Sierra..... Las Cruces
Charles Steinkamp..... Los Alamos
Melaki Gutierrez..... Los Alamos
David Murphy..... Rio Rancho
Evan Wysong..... Rio Rancho

New York (1)

Israel "Mook" Mukwiza..... Bronx

Ohio (1)

Austin Brawley..... Massillon

Oklahoma (1)

D.J. McKinney..... Tulsa

Oregon (4)

Jack Layne..... Lake Oswego
Gabriel Motschenbacher..... Lake Oswego
Zhael Smith..... Portland
Jake DeVos..... Vale

Pennsylvania (1)

Mercury Swaim..... Bedford

South Dakota (2)

Jaxton Eck..... Brookings
Randolph Kpai..... Sioux Falls

Tennessee (1)

Mason Jones..... Franklin

Texas (19)

Caden Beck..... Allen
Tavian Combs..... Amarillo
Darrion Bowers..... Arlington
Toa Faavae..... Concord
Miles Johnson..... Dallas
Isaiah Sillemon..... Dallas
Nick Wheeler..... Dallas
Marcus Vinson..... Duncanville
Cole Welliver..... Flower Mound
Brett Karhu..... Frisco
Jon Johnson..... Gardena
CJ Johnson..... Houston
Keshawn Monroe..... Houston
Tevin Shaw..... Houston
James Bailey..... Katy
Damon Bankston..... Katy
Brian Booker..... Mansfield
Christian Munguia..... Richmond
Chris Gant, Jr..... Spring

Utah (1)

Abraham Williams..... Salt Lake City

Virginia (1)

R.J. Adams..... Woodbridge

Washington (8)

Kaden Robnett..... Graham
Cody Thumert..... Issaquah
Dorian Thomas..... Kent
Tyler Lawrence..... Puyallup
JoJo Matautia..... Sammamish
Scottre Humphrey..... Seattle
Jaymar Tasi..... Seattle
Jubilee Silitia-Tasi..... Spanaway

Wisconsin (1)

Blake Ryan..... Middleton

Canada (1)

Aldin Bilabegovic..... Reed Deer, Alberta

England (1)

Darren Agu..... London

France (1)

Malik Aliane..... Rouen

Germany (1)

Max Lantzsch..... Dresden

Japan (1)

Rei Iwai..... Mitaka-City

Mexico (1)

Michael Buckley..... Cabo San Lucas



2025 Two-Deep

OFFENSE

| Pos. | # | Player | Ht. | Wt. | Cl.-Ex. |
|-------|----|-----------------------|------|-----|------------|
| QB | 2 | Jack Layne | 6-2 | 206 | Jr-TR |
| | 13 | James Laubstein | 6-3 | 211 | Sr-1SQ |
| LT | 51 | Malik Aliane | 6-1 | 310 | Jr-1VL |
| | 72 | Nevell Brown | 6-3 | 287 | Sr-TR^ |
| LG | 66 | Israel "Mook" Mukwiza | 6-1 | 329 | Sr-TR^ |
| | 50 | Isaiah Sillemmon | 6-1 | 310 | Sr-3VL |
| C | 59 | Kaden Robnett | 6-2 | 296 | Fr-TR |
| | 50 | Isaiah Sillemmon | 6-1 | 310 | Sr-3VL |
| RG | 78 | Richard Pearce | 6-2 | 311 | Sr-1VL |
| | 58 | Jaymar Tasi | 6-2 | 308 | Fr-HS# |
| RT | 68 | Tyler Lawrence | 6-4 | 305 | So-TR |
| | 72 | Nevell Brown | 6-3 | 287 | Sr-TR^ |
| WR | 0 | Zhaiel Smith | 6-0 | 184 | Fr-HS# |
| | 5 | Isaiah Blair | 5-11 | 194 | Jr-JC# |
| WR | 6 | Keagan Johnson | 6-0 | 199 | Sr-TR |
| | 14 | Shawn Miller | 6-0 | 199 | Jr-1VL |
| WR | 17 | Michael Buckley | 6-0 | 179 | Sr-1VL-2SQ |
| | 9 | Kader Diop | 5-11 | 176 | Jr-1VL* |
| TE | 7 | Dorian Thomas | 6-4 | 239 | So-TR |
| | 11 | Aiden Valdez | 6-4 | 242 | Jr-TR# |
| TE | 88 | Cade Keith | 6-5 | 239 | Fr-TR |
| | 85 | Simon Mapa | 6-4 | 255 | Jr-TR |
| RB | 22 | Scottre Humphrey | 5-10 | 209 | Jr-TR# |
| | 1 | Damon Bankston | 5-10 | 186 | Sr-TR |
| -and- | 10 | D.J. McKinney | 5-8 | 182 | So-TR |
| -and- | 8 | Deshawn Buchanan | 5-9 | 193 | So-TR |

SPECIAL TEAMS

| Pos. | # | Player | Ht. | Wt. | Cl.-Ex. |
|------|----|-------------------|------|-----|------------|
| PK | 13 | Luke Drzewiecki | 6-0 | 186 | Sr-3VL# |
| | 31 | Grant Glasgow | 6-1 | 194 | Jr-TR |
| KO | 31 | Grant Glasgow | 6-1 | 194 | Jr-TR |
| | 35 | Charles Steinkamp | 6-5 | 211 | Jr-1VL-1SQ |
| P | 96 | Daniel Hughes | 6-5 | 235 | So-JC |
| | 35 | Charles Steinkamp | 6-5 | 211 | Jr-1VL-1SQ |
| LS | 47 | Trey Dubuc | 6-1 | 209 | So-TR |
| | 49 | Caden Beck | 5-8 | 182 | Fr-HS# |
| H | 35 | Charles Steinkamp | 6-5 | 211 | Jr-1VL-1SQ |
| | 96 | Daniel Hughes | 6-5 | 235 | So-JC# |
| KR | 2 | Abraham Williams | 6-1 | 186 | Sr-TR& |
| | 1 | Damon Bankston | 5-10 | 186 | Sr-TR |
| -or- | 10 | D.J. McKinney | 5-8 | 182 | So-TR |
| | 8 | Deshawn Buchanan | 5-9 | 193 | So-TR |
| PR | 17 | Michael Buckley | 6-0 | 179 | Sr-1VL-2SQ |
| | 10 | D.J. McKinney | 5-8 | 182 | So-TR |

DEFENSE

| Pos. | # | Player | Ht. | Wt. | Cl.-Ex. |
|------|----|----------------------|------|-----|--------------|
| DE | 1 | Keyshawn James-Newby | 6-2 | 244 | Sr-TR^ |
| | 19 | Elijah Brody | 6-1 | 229 | So-1VL# |
| -or- | 10 | Darren Agu | 6-6 | 240 | Jr-TR |
| | 9 | Gabe Lopez | 6-2 | 246 | Sr-2VL& |
| DT | 17 | Okiki Olorunfunmi | 6-5 | 266 | Sr-1VL& |
| | 92 | Brian Booker | 6-3 | 325 | Jr-TR |
| DE | 94 | Jalen McIver | 6-4 | 281 | So-JC |
| | 45 | Brett Karhu | 6-1 | 226 | Sr-TR# |
| LB | 15 | Xavier Slayton | 6-2 | 243 | Jr-TR |
| | 6 | Jaxton Eck | 6-1 | 224 | Jr-TR# |
| LB | 16 | Mercury Swaim | 5-10 | 213 | Jr-TR |
| | 22 | Dimitri Johnson | 6-1 | 235 | Sr-2VL^ |
| -or- | 3 | David Murphy | 5-10 | 195 | Jr-2VL-RS |
| | 2 | Abraham Williams | 6-1 | 186 | Sr-TR& |
| CB | 5 | Frankie Edwards III | 5-10 | 174 | So-TR# |
| | 12 | Jon Johnson | 5-11 | 181 | Sr-TR^ |
| -or- | 4 | Jayden Sheridan | 5-11 | 178 | Sr-TR& |
| | 28 | Jahmir Torres | 5-10 | 178 | Fr-HS# |
| S | 18 | Caleb Coleman | 6-2 | 191 | Sr-TR& |
| | 20 | Ky'Won McCray | 6-4 | 200 | Sr-TR |
| S | 26 | CJ McBean | 6-2 | 194 | Fr-HS# |
| | 25 | Drew Speech | 6-2 | 197 | Jr-1VL |
| S | 7 | Tavian Combs | 6-2 | 196 | 3VL-MedHS-RS |
| | 8 | Clint Stephens | 6-1 | 203 | Jr-TR |

#denotes has a redshirt year available (NOTE: some players could redshirt if they have redshirted the 2020 COVID season)

*denotes has a super senior year available due to the COVID 2020 season

&denotes utilizing his super senior season due to the COVID 2020 season

^denotes utilizing bonus super senior season due to NCAA ruling on JC/NAIA participation



Roster Breakdown

LETTERWINNERS RETURNING (17)

Offense (9): WR (3) Kader Diop*, Shawn Miller*, Michael Buckley* **OL (6)** Isaiah Sillemon***, Malik Aliane*, James Bailey*, Elvin Harris*, Tevin Shaw*, Richard Pearce*

Defense (6): DL (2) Gabe Lopez**, Okiki Olorunfunmi* **OLB (2)** LB (2) Dimitri Johnson**, Randolph Kpai* **CB (0)** None **S (2)** David Murphy**, Elijah Brody*

Specialists (2): K (1) Luke Drzewiecki***; **LS (0)** None **P (1)** Charles Steinkamp*

STARTERS RETURNING (5)

Offense (1): OL Richard Pearce

Defense (3): DL Gabe Lopez, LB Dimitri Johnson, LB Randolph Kpai

Specialists (3): PK Luke Drzewiecki

STARTERS LOST (20)

Offense (10): QB Devon Dampier, RB Eli Sanders, WR Luke Wysong, WR Caleb Medford, WR Ryan Davis, OL Wallace Unamba, OL McKenzie Agnello, OL Barka Beckett, OL Lajuan Owens

Defense (8): DL Moso Tuitele, DL Devin Brandt-Epps, DL Bryce Santana, CB Bryson Taylor, CB Noah Avinger, S Noa Pola-Gates, S Christian Ellis, S Nigel Williams

Specialists (2): P Aaron Rodriguez, **LS** Brendan Durkin

REDSHIRTS/SQUAD MEMBERS RETURNING (17)

Offense (5): QB (1) James Laubstein **RB (1)** Ray Iwai **WR (2)** Evan Wysong, Xavier Van **TE (0)** None **OL (1)** Travis Gray

Defense (12): DL (4) Landon Williams*, John Sierra, Sa'Kylee Woodard, Max Lantzsch **LB (1)** Hunter Haemker* **CB (4)** Melaki Gutierrez, D'Sean Martinez, Keith Reddix, Drew Speech **S (3)** Tavian Combs**, Victor Villafuerte, Aaron Smith*

Specialists (0): K-P (0) None

INCOMING FRESHMEN (27)

Offense (13): QB (1) Toa Faavae **RB (1)** Darrion Bowers **WR (5)** Zhael Smith, Deriece Brown, Ray Gilbert, Miles Johnson, Jered Rennick **TE (1)** Aldin Bilalbegovic **OL (5)** Jolo Matautia, Marko Leura, Jonny Shivley, Jaymar Tasi, Blake Ryan

Defense (12): DL (7) Marcus Stevens, Jack Burzynski, Jake DeVos, Carlos Barela, Jubilee Siitia-Tasi, James Marshall V, Cody Thumler **LB (1)** Thomas Pettus **CB (1)** Jahmir Torres **S (3)** Nick Wheeler, CJ McBean, Keshawn Monroe

Specialists (2): LS (1) Caden Beck **K (1)** Christian Munguia

INCOMING TRANSFERS (45)

Offense (21): QB (3) Jack Layne (Idaho), Gabriel Motschenbacher (L.A. Southwest College), Cole Welliver (UConn) **RB (4)** Damon Bankston (Weber State), D.J. McKinney (Sam Houston State), Deshaun Buchanan (Idaho), Scottre Humphrey (Montana State) **WR (2)** Isaiah Blair (Cerritos JC), Keagan Johnson (Kansas State) **TE (5)** Dorian Thomas (Arizona), Aiden Valdez (Campbell), Marcus Vinson (UTEP), Simon Mapa (California), Cade Keith (TCU) **OL (7)** Kaden Robnett (Idaho), Israel "Mook" Mukwiza (Mercer), Tyler Lawrence (Air Force), Mason Jones (Bucknell), Nevell Brown (Alabama A&M), Jordan Mora (Cerritos College), Trace Edmundson (Northern Colorado)

Defense (22): DL (7) Darren Agu (Vanderbilt), Keyshawn James-Newby (Idaho), Xavier Slayton (Idaho), RJ Adams (N.C. A&T), Grey Smith (Ft. Lewis), Brian Booker (Texas Southern), Jalen McIver (Jones College) **LB (4)** Jaxton Eck (Idaho), Mercury Swaim (St. Francis), Ky'Won McCray (Jacksonville State), Brett Karhu (Memphis) **CB (5)** Abraham Williams (Idaho), Jayden Sheridan (Utah Tech), Frankie Edwards III (Weber State), Jon Johnson (Montana State), Azariah "Bear" Levells (Stephen F. Austin) **S (6)** Albert Nunes (Northern Iowa), Clint Stephens (UCLA), C.J. Johnson (Houston), Chris Gant, Jr. (North Texas), Caleb Coleman (Texas State), Austin Brawley (Ohio)

Specialists (2): LS (2) Trey Dubuc (USF) **K (1)** Grant Glasgow (Montana)

*denotes number of letters won.

italics denotes redshirt/squad member but has played in a game

The Opening List

New Mexico and New Mexico State played each other for 74 straight years until a little global pandemic screwed things up, but we've been back at it for the past four years. The good thing is we should have a week free of #UNMSU mix-ups, although we aren't going to hold our breath either.

The Lobos and the Aggies will meet for the 115th time on Saturday, and while that's a lot of games, UNM and New Mexico State could play four straight entire seasons against just each other and still not catch Lehigh and Lafayette, who have met 160 times in a game dubbed "The Rivalry". Of course, this game has two names, depending on who you are speaking with. UNM refers to it as the Rio Grande Rivalry, while NMSU calls it the Battle of I-25, which makes sense as their game with UTEP is the Battle of I-10. Of note, UNM has never referred to any game with Northern Arizona, Memphis, or Tennessee as the Battle of I-40, so there you go.

Now it was New Mexico who won the very first meeting in Albuquerque back on January 1, 1894, by a score of 18-6, and that was hard to do as the scoring rules back then were five points for a field goal, four for a touchdown, and four for a conversion, with a safety being one point. New Mexico itself didn't become a state until 1912. The population of the state in the 1890s was a robust 162,000. So the actual state of New Mexico didn't exist in the first meeting between New Mexico and New Mexico State (NMSU was actually Las Cruces College back then). Many other things didn't exist when these two teams first met on January 1, 1894, and those things make up a rivalry packed, don't screw up #UNMSU, everyone wears red as it's a "Cherry Out", but we do mix in a little turquoise, Opening List:

| | |
|-------------------------|--|
| Bottles of Soda | (Coca-Cola was sold in bottles for the first time on March 12, 1894) |
| Mousetraps | (invented in 1894 by William C. Hooker) |
| The Tower Bridge | (It opened in London on June 30, 1894) |
| Noble Gases | (The first, Argon, was discovered in 1894) |
| Radio | (invented in 1895 by William Marconi) |
| X-Rays | (discovered in 1895 by Wilhelm Konrad von Roentgen) |
| Going to the Movies | (the first public screening with an admission charge was in 1895 in Paris) |
| Scooping Ice Cream | (the scoop was invented in 1897 by Alfred C. Cralle) |
| Cotton Candy | (invented in 1897 by candy makers William Morrison and John C. Wharton) |
| Roller Coasters | (invented in 1898 by Edwin Prescott) |
| Candy Corn | (invented in 1898 by George Renninger) |
| The Player Piano | (invented in 1898 by Wurlitzer) |
| Filing Cabinets | (invented in 1898 by Edwin G. Seibels) |
| Paper Clips | (invented in 1899 by Johann Vaaler) |
| Riding a bicycle | (invented in 1899 by I.R. Johnson) |
| Vacuum Cleaners | (invented in 1899 by John S. Thurman) |
| Thumb Tacks | (invented in 1900 by Edwin Moore) |
| Duckpin Bowling | (invented in 1900 by John Van Sant) |
| Fly Swatters | (invented in 1900 by Robert R. Montgomery) |
| The Assembly Line | (invented in 1901 by Ransome Eli Olds) |
| Teddy Bears | (invented in 1902 by Morris Michtom) |
| Crayons | (invented in 1903 by Edwin Binney and Harold Smith) |
| Incandescent Light Bulb | (invented in 1910 by William David Coolidge) |
| Chocolate Chips | (invented in 1930 by Ruth Wakefield) |

In addition, the following U.S. Presidents were still alive at that time: Grover Cleveland (22nd and 24th President), Benjamin Harrison (23rd President), and William McKinley (25th President). For context, the current President, Donald Trump, is the 47th President of the United States. He's also the 45th President, but he is currently the 47th.

The Fewest Penalties Thing is Still a Thing

During the preseason in Fall Camp, Head Coach Jason Eck was asked about penalties, and he basically said, "That's coaching." If that really is true, Eck is the GREATEST COACH EVER.

Seriously, though, Lobo fans have spent the last two seasons watching a yellow hanky convention during UNM games. If this is some hyperbole, the Lobos in 2023 led the nation with 119 penalties, with an average of 9.9 penalties a game, and with 89.7 penalty yards per game. The worst hat trick imaginable.

In 2024, with new Head Coach Bronco Mendenhall, the situation didn't improve. While the Lobos were 132nd out of 134 in penalties

The University of New Mexico

NEW MEXICO STAT COMPARISON WITH UCLA

| UNM | Category | NMSU |
|-------------|----------------------------|-------------|
| 28.0 | Points Per Game For | 18.0 |
| 22.0 | Points Per Game Against | 22.0 |
| 63 | First Downs | 51 |
| 114 | Rushing Attempts | 75 |
| 564 | Rushing Yards | 143 |
| 4.9 | Average Per Rush | 1.9 |
| 188.0 | Average Per Game | 47.7 |
| 7 | Rushing TDs | 1 |
| 57-86-3 | Passing (Comp-Att-Int) | 59-109-3 |
| 66.3 | Completion Pct | 54.5 |
| 524 | Passing Yards | 762 |
| 174.7 | Average Per Game | 254.0 |
| 4 | TD Passes | 5 |
| 1088 | Total Offense | 905 |
| 5.4 | Avg. Per Play | 4.9 |
| 362.7 | Avg Per Game | 301.7 |
| 4-3 | Fumbles-Lost | 3-2 |
| -1.00 | Turnover margin/game | 0.00 |
| 9-44.0 | Punts-Net Avg | 20-40.2 |
| 15/37 (41%) | Third Down Conversion | 15/43 (35%) |
| 5/10 (50%) | Fourth Down Conversion | 1/1 (100%) |
| 33:03 | Average time of possession | 27:50 |
| 2-5 | Sacks-Yards | 6-36 |



Lobos in the NCAA

| Stat | Rank | Value |
|---------------------------------|-------|--------|
| Total Offense | 91 | 362.7 |
| Rushing Offense | 50 | 188.0 |
| Passing Offense | 111 | 174.7 |
| Team Passing Efficiency | 96 | 125.83 |
| Scoring Offense | 78 | 28.0 |
| Total Defense | 94 | 388.0 |
| Rushing Defense | 74 | 143.7 |
| Passing Yards Allowed | 99 | 244.3 |
| Team Passing Efficiency Defense | 82 | 133.15 |
| Scoring Defense | 64 | 22.0 |
| Turnover Margin | T-117 | -1.00 |
| 3rd Down Conversion Pct | 69 | 0.405 |
| 4th Down Conversion Pct | T-72 | 0.500 |
| 3rd Down Conversion Pct Defense | 105 | 0.436 |
| 4th Down Conversion Pct Defense | T-1 | 0.000 |
| Red Zone Offense | T-126 | 0.667 |
| Red Zone Defense | T-85 | 0.889 |
| Net Punting | T-24 | 44.00 |
| Punt Returns | T-131 | 0.00 |
| Kickoff Returns | T-79 | 20.00 |
| First Downs Offense | 111 | 63 |
| First Downs Defense | T-34 | 56 |
| Fewest Penalties Per Game | 2 | 2.33 |
| Fewest Penalty Yards Per Game | 1 | 15.67 |
| Time of Possession | 19 | 33:03 |

View Complete Ranking Summary
Complete Ranking Summary (134 teams ranked)

Pre-Season/In-Season Honors

Damon Bankston - RB

Earl Campbell Tyler Rose Watch List
Earl Campbell Tyler Rose Honorable Mention POTW (Sept. 16)

Jaxton Eck - LB

Preseason All-Mountain West Athlon (Third Team)
Preseason All-Mountain West Phil Steele (Second Team)
Mountain West Defensive Player of the Week (Sept. 15)

Scottre Humphrey - RB

Preseason All-Mountain West Athlon (First Team)
Preseason All-Mountain West Phil Steele (First Team)

Keagan Johnson - WR

Preseason All-Mountain West Athlon (Second Team)
Preseason All-Mountain West Phil Steele (Second Team)

Dimitri Johnson - LB

Preseason All-Mountain West Athlon (Third Team)

Keyshawn James-Newby - DL

Preseason All-Mountain West Athlon (Third Team)
Preseason All-Mountain West Phil Steele (Third Team)

Randolph Kpai - LB

Preseason All-Mountain West Athlon (Fourth Team)

Gabriel Lopez - DL

Preseason All-Mountain West Athlon (Fourth Team)

Israel "Mook" Mukwiza - OL

Preseason All-Mountain West Phil Steele (Fourth Team)

Richard Pearce - OL

Wuerffel Trophy Preseason Watch List
Preseason All-Mountain West Athlon (First Team)

Tevin Shaw - OL

Preseason All-Mountain West Athlon (Fourth Team)
Preseason All-Mountain West Phil Steele (Fourth Team)

Dorian Thomas - TE

Mackay Award Honorable Mention POTW (Sept. 4)

Abraham Williams - KR

Preseason All-Mountain West Athlon (First Team)
Preseason All-Mountain West Phil Steele (First Team)

with 112 (UTSA had 113, SMU had 114, but they played 13 and 14 games respectively), UNM did once again lead the nation in penalties per game with a 9.3 average. UNM was second in penalty yards per game at 81.5, just behind San Diego State's 81.8.

Enter Jason Eck. Enter the 2025 Lobos. In game one against Michigan, UNM had one penalty for five yards. Against Idaho State, UNM had two penalties for 13 yards. UNM then went nuts and had four penalties against UCLA for 29 yards.

The Lobos still lead the nation in fewest total penalties and penalties per game. If it were to hold, this would be one of the most shocking statistical turnarounds of all time. Even if it doesn't, it's really cool not to hear the referee all game long. Check out UNM's lack of cheating.

Fewest Penalties Per Game

| | Team | G | Pen. | Yards | Pen./G | Yards/G |
|---|----------------|---|------|-------|--------|---------|
| 1 | New Mexico | 3 | 7 | 47 | 2.3 | 15.7 |
| | Iowa | 4 | 9 | 93 | 2.3 | 23.3 |
| 3 | Army | 3 | 8 | 60 | 2.7 | 20.0 |
| 4 | Iowa State | 4 | 12 | 108 | 3.0 | 27.0 |
| 5 | Georgia | 3 | 10 | 78 | 3.3 | 26.0 |
| | Wisconsin | 4 | 13 | 125 | 3.3 | 31.3 |
| | Kansas State | 4 | 13 | 129 | 3.3 | 32.3 |
| 8 | Oregon | 4 | 14 | 104 | 3.5 | 26.0 |
| 9 | Ohio State | 3 | 11 | 80 | 3.7 | 26.7 |
| | Penn State | 3 | 11 | 80 | 3.7 | 26.7 |
| | San Jose State | 3 | 11 | 104 | 3.7 | 34.7 |

It's No Longer University Stadium ... Because There's Some D Being Played in the Building

Lobo fans have certainly seen some defense played in University Stadium over the past few years. It just usually wasn't by the Lobos, and that's being kind.

In 2024, the Lobos were 130th out of 134 teams in scoring defense, allowing 38.0 points per game. That was the most points allowed since the 2013 season, when UNM allowed 42.8 points per game. That year was the third time in four seasons UNM had allowed 42 or more points per game for the season.

Last year, UNM allowed 59 touchdowns in 12 games. It was a lot. From 2024 to 2025, the Lobos lost all but six letterwinners on defense and just three starters. But in 2025, enter Spence Nowinsky and his new look Lobos defense.

Through three games, playing two Big 10 teams and a Big Sky team that scored 90 points on Saturday (that's not a typo, Idaho State won 90-0 on Saturday), the Lobos are allowing just 22.0 points per game. After sitting 130th last year, UNM is now tied for 64th in points allowed, and UNM has allowed just seven touchdowns to go along with six field goals.

The 16.0 points per game improvement is currently the ninth-best improvement in the FBS in terms of points per game allowed.

| Name | 2025 | Pts | PPG | 2024 | Pts | PPG | DIFF |
|-------------------|------|-----|-------|------|-----|------|-------|
| Texas Tech | 4 | 45 | 11.3 | 13 | 453 | 34.8 | -23.5 |
| Arizona | 3 | 26 | 8.7 | 12 | 381 | 31.8 | -23.1 |
| Mississippi State | 4 | 47 | 11.8 | 12 | 409 | 34.1 | -22.3 |
| Tulsa | 4 | 82 | 20.5 | 12 | 510 | 42.5 | -22.0 |
| Maryland | 4 | 43 | 10.8 | 12 | 365 | 30.4 | -19.6 |
| UCF | 3 | 26 | 8.7 | 12 | 323 | 26.9 | -18.2 |
| Florida State | 3 | 30 | 10.0 | 12 | 336 | 28.0 | -18.0 |
| San Diego State | 3 | 36 | 12.0 | 12 | 355 | 29.6 | -17.6 |
| New Mexico | 3 | 66 | 22.0 | 12 | 456 | 38.0 | -16.0 |
| LSU | 4 | 37 | 9.3.0 | 13 | 316 | 24.3 | -15.0 |

Again, Two Seasons ... Never Had a Pass Thrown to Him

Watching Dorian Thomas play tight end is really fun. It also makes us wonder how he managed to spend two seasons in college playing a total of three games with only one snap on offense. That's right, the guy who is second in the FBS among tight ends in receptions per game and total receptions in 2025 had one snap on offense in his entire career.

Program History
Stat of the Day

18-5

That is the number Jason Eck's record is day games after winning his most recent, a 1 pm kickoff vs. Idaho State three weeks ago.

Turnover Table

| 2024 | Takeaways | Pts. | Giveaways | Pts. |
|---------|-----------|------|-----------|------|
| MSU | 2 | 14** | 1 | 0 |
| @ARIZ | 2 | 7 | 2 | 10 |
| @AUBURN | 2 | 0 | 2 | 10 |
| FS | 1 | 0 | 3 | 15 |
| @NMSU | 0 | 0 | 0 | 0 |
| AF | 1 | 3 | 0 | 0 |
| @USU | 2 | 8 | 4 | 14 |
| @CSU | 0 | 0 | 4 | 0 |
| WYO | 1 | 7 | 1 | 7 |
| @SDSU | 0 | 0 | 0 | 0 |
| WSU | 0 | 0 | 0 | 0 |
| @HAW | 0 | 0 | 1 | 0 |
| Total | 11 | 39 | 18 | 56 |

UNM Turnover Margin: -7

UNM TO Scoring Margin: -17 (UNM 6-of-10, Opp 9-of-17)

| 2025 | Takeaways | Pts. | Giveaways | Pts. |
|-------|-----------|------|-----------|------|
| @MICH | 1 | 3 | 3 | 10 |
| IDST | 1 | 7 | 1 | 7 |
| @UCLA | 1 | 7 | 2 | 3 |
| NMSU | | | | |
| @SJSU | | | | |
| @BSU | | | | |
| NEV | | | | |
| USU | | | | |
| @UNLV | | | | |
| CSU | | | | |
| @AFA | | | | |
| SDSU | | | | |
| Total | 3 | 17 | 6 | 20 |

UNM Turnover Margin: -3

UNM TO Scoring Margin: -3 (UNM 3-of-3, Opp 4-of-6)

*denotes Defensive TD

Associated Press Poll
(9/21/2025)

| Pl. | Team (First-place votes) | Record | Pts. | Prev. |
|-----|--------------------------|--------|------|-------|
| 1 | Ohio State (52) | 1629 | 3-0 | 1 |
| 2 | Miami (FL) (7) | 1479 | 4-0 | 4 |
| 3 | Penn State (5) | 1460 | 3-0 | 2 |
| 4 | LSU | 1433 | 4-0 | 3 |
| 5 | Georgia | 1420 | 3-0 | 5 |
| 6 | Oregon (1) | 1404 | 4-0 | 6 |
| 7 | Oklahoma (1) | 1194 | 4-0 | 11 |
| 8 | Florida State | 1183 | 3-0 | 7 |
| 9 | Texas A&M | 1072 | 3-0 | 10 |
| 10 | Texas | 1057 | 3-1 | 8 |
| 11 | Indiana | 990 | 4-0 | 19 |
| 12 | Texas Tech | 890 | 4-0 | 17 |
| 13 | Ole Miss | 843 | 4-0 | 13 |
| 14 | Iowa State | 779 | 4-0 | 12 |
| 15 | Tennessee | 635 | 3-1 | 15 |
| 16 | Georgia Tech | 598 | 4-0 | 18 |
| 17 | Alabama | 595 | 2-1 | 14 |
| 18 | Vanderbilt | 546 | 4-0 | 20 |
| 19 | Michigan | 458 | 3-1 | 21 |
| 20 | Missouri | 452 | 4-0 | 23 |
| 21 | Southern Cal | 264 | 4-0 | 25 |
| 22 | Notre Dame | 219 | 1-2 | 24 |
| 23 | Illinois | 145 | 3-1 | 9 |
| 24 | TCU | 138 | 3-0 | NR |
| 25 | BYU | 131 | 3-0 | NR |

Others receiving votes: Auburn 122, Mississippi St. 102, South Florida 77, Utah 45, Arizona St. 30, Memphis 23, Louisville 23, Maryland 6, UNLV 3, UCF 3, North Texas 2.

AFCA Coaches Poll
(9/21/2025)

| Pl. | Team | Record | Pts. | 1st Pl. | Prev. | +/- | Hi/Lo |
|-----|---------------|--------|------|---------|-------|-----|-------|
| 1 | Ohio State | 3-0 | 1667 | 61 | 1 | 1 | 1/2 |
| 2 | Penn State | 3-0 | 1552 | 3 | 2 | - | 2/3 |
| 3 | Georgia | 3-0 | 1497 | 1 | 3 | - | 3/4 |
| 4 | LSU | 4-0 | 1458 | 0 | 4 | - | 4/9 |
| 5 | Oregon | 4-0 | 1442 | 1 | 5 | - | 5/7 |
| 6 | Miami (FL) | 4-0 | 1399 | 1 | 6 | - | 6/10 |
| 7 | Texas | 3-1 | 1209 | 0 | 7 | - | 1/7 |
| 8 | Florida State | 3-0 | 1100 | 0 | 9 | +1 | 8/NR |
| 9 | Texas A&M | 3-0 | 1043 | 0 | 10 | +1 | 9/22 |
| 10 | Oklahoma | 4-0 | 1024 | 0 | 12 | +2 | 10/NR |
| 11 | Ole Miss | 4-0 | 996 | 0 | 11 | - | 11/15 |
| 12 | Indiana | 4-0 | 915 | 0 | 17 | +5 | 12/21 |
| 13 | Iowa State | 4-0 | 870 | 0 | 13 | - | 13/21 |
| 14 | Texas Tech | 4-0 | 807 | 0 | 16 | +2 | 14/24 |
| 15 | Tennessee | 3-1 | 715 | 0 | 15 | - | 15/18 |
| 16 | Alabama | 2-1 | 649 | 0 | 14 | -2 | 8/20 |
| 17 | Georgia Tech | 4-0 | 558 | 0 | 19 | +2 | 17/NR |
| 18 | Michigan | 3-1 | 469 | 0 | 20 | +2 | 13/22 |
| 19 | Missouri | 4-0 | 433 | 0 | 22 | +3 | 19/NR |
| 20 | Vanderbilt | 4-0 | 417 | 0 | 23 | +3 | 20/NR |
| 21 | Notre Dame | 1-2 | 261 | 0 | 21 | - | 5/21 |
| 22 | USC | 4-0 | 249 | 0 | NR | +6 | 22/NR |
| 23 | Illinois | 3-1 | 214 | 0 | 8 | -15 | 8/23 |
| 24 | BYU | 3-0 | 185 | 0 | NR | +2 | 23/NR |
| 25 | TCU | 3-0 | 112 | 0 | NR | +7 | 25/NR |

Schools Dropped Out

No. 18 Utah; No. 24 South Carolina; No. 25 Auburn

Others Receiving Votes

Arizona State 104; Utah 99; Louisville 67; Mississippi State 57; Memphis 55; Auburn 48; South Florida 32; Washington 19; Navy 17; Maryland 10; Kansas 6; Syracuse 4; Houston 4; UNLV 3; Tulane 3; Nebraska 3; North Texas 2; Iowa 1

Have we mentioned that Jason Eck and his staff are pretty good? Spoiler alert: they are pretty good. Thomas has continued to lead UNM in receiving, and he has led UNM in receptions in all three games this season. For the year, Thomas has 18 receptions and two touchdowns (and a two-point conversion catch).

Now, you might think 18 catches and two touchdowns are really good for the first two games, but that's why you are reading this. For New Mexico tight ends over the last 30 years, 15 catches and two touchdowns isn't really good for the first three games; it's good for the season. In the previous 30 years, going back to 1996, Thomas is now just the fifth Lobo tight end with 18 catches and two touchdowns for a season.

He's got at least nine games left.

| Rk | Player | Season | G | Rec | Yds | Y/R | TD | Y/G |
|----|----------------|--------|----|-----|-----|------|----|------|
| 1 | Jeremy Banks | 1995 | 11 | 19 | 290 | 15.3 | 2 | 26.4 |
| 2 | Brian Johnson | 1998 | 12 | 18 | 212 | 11.8 | 2 | 17.7 |
| 3 | Lucas Reed | 2010 | 11 | 33 | 459 | 13.9 | 5 | 41.7 |
| 4 | Trace Bruckler | 2024 | 12 | 22 | 138 | 6.3 | 2 | 11.5 |
| 5 | Dorian Thomas | 2025 | 3 | 18 | 168 | 9.7 | 2 | 56.0 |

About All Those Receptions

In case you missed it in that last note, Thomas is in fact second among all tight ends in receptions per game in 2025 in the FBS. Overall, he is tied for 65th with his 18 catches, and he is tied for 25th in receptions per game overall with 6.0 per game.

| | Name | Team | Yr | G | Rec. | YDS | Avg. | TD | RPG | YPG |
|---|-------------------|------------|----|---|------|-----|-------|----|-----|------|
| 1 | Jeremiah Franklin | BC | SR | 3 | 19 | 175 | 9.21 | 1 | 6.3 | 58.3 |
| 2 | Dorian Thomas | New Mexico | SO | 3 | 18 | 168 | 9.33 | 2 | 6.0 | 56.0 |
| 3 | Tanner Koziol | Houston | SR | 3 | 17 | 148 | 8.71 | 1 | 5.7 | 49.3 |
| 4 | Izayah Cummings | App St. | Sr | 3 | 16 | 172 | 10.75 | 0 | 5.3 | 57.3 |
| 5 | Dan Villari | Syracuse | SR | 4 | 20 | 242 | 12.10 | 0 | 5.0 | 60.0 |
| 6 | Mason Mini | California | SO | 4 | 19 | 153 | 8.05 | 2 | 4.8 | 38.3 |
| 7 | Jaren Kanak | Oklahoma | SR | 4 | 18 | 307 | 17.06 | 0 | 4.5 | 76.8 |
| | Michael Trigg | Baylor | SR | 4 | 18 | 221 | 12.28 | 2 | 4.5 | 55.3 |
| | Justin Joly | NC State | SR | 4 | 18 | 153 | 8.50 | 2 | 4.5 | 38.3 |

Mr. Double Digit Tackle Was MW POTW

Jaxton Eck had a second-straight double-digit tackle game, and there was no pressure to nominate him for Mountain West Player of the Week after his 11-tackle, one PBU performance against UCLA in a game in which UNM allowed just 326 yards and 10 points. It marked UNM's first defensive Mountain West Player of the Week award since 2023, when Jermarius Lewis earned it after a two-interception game against Hawai'i. It was also the first time a Lobo linebacker got the honor since Reco Hannah did it in 2022 against UTEP when he returned an interception for a touchdown, part of a seven-takeaway night for UNM.

Coming off a career-high tying 15 tackles against Idaho State, Eck has now recorded double-digit tackles in back-to-back games, and going back to his Idaho days, he has double-digit tackles in eight of his last nine. In fact, if you went back 12 games (a full season), Eck over that time frame has an ridiculous 134 tackles.

To get on the UNM top 10 list for a single-season, one would need 148 tackles, so

Eck's past 12 games are just that good. The fact that half of those games are either FCS playoff games, Games against No. 1 team in the country, or Big Ten teams goes to show how much of a heater he is on.

Eck now leads the Lobos with 34 tackles, which is good for a tie for sixth nationally and second in the Mountain West behind Owen Long of Colorado State.

| | Name | Team | Yr | Pos | G | Solo | Assisted | Total | Total/G |
|----|----------------|----------------|----|-----|---|------|----------|-------|---------|
| 1 | Owen Long | Colorado State | SO | LB | 3 | 18 | 20 | 38 | 12.67 |
| 2 | Isaiah Chisom | UCLA | SO | LB | 3 | 17 | 20 | 37 | 12.33 |
| 3 | Ray Coney | Tulsa | JR | LB | 4 | 19 | 30 | 49 | 12.25 |
| 4 | JonJon Vaughns | UCLA | SR | LB | 3 | 13 | 22 | 35 | 11.67 |
| 5 | Chris Jones | Southern Miss | SO | LB | 4 | 10 | 36 | 46 | 11.50 |
| 6 | Eli Blakey | Miami (OH) | SR | DB | 3 | 20 | 14 | 34 | 11.33 |
| 6 | Jaxton Eck | New Mexico | JR | LB | 3 | 19 | 15 | 34 | 11.33 |
| 6 | Quinn Urwiler | No. Illinois | SR | LB | 3 | 17 | 17 | 34 | 11.33 |
| 9 | Red Murdock | Buffalo | SR | LB | 4 | 17 | 27 | 44 | 11.00 |
| 10 | Blake Fletcher | Air Force | JR | LB | 3 | 9 | 22 | 31 | 10.33 |

Overtime Stat

5-6

UNM's all-time record in overtime after beating UMass 34-31 in Week 4 in 2023. UNM is 3-3 on the road, 2-3 at home, and 3-5 in single OT.

Stat You Wouldn't Think is a Stat Stat

237

That's the number consecutive extra points made against UNM. Opponents are 6-for-6 this season after going 55-for-55 last year, 47-for-47 in 2023, 37-for-37 in 2022, 39-for-39 in 2021 and 26-for-26 in 2020. The last time an extra point was missed was October 19, 2019 when Cooper Rothe missed for Wyoming. Opponents hit the final 27 of 2019 to start this streak.

The "Punter USED to be the MVP" Stat

3.0

That's the number of punts per game attempted by UNM through three games. Over a 12-game season, that's 36 punts. Over a 13-gamer, 39, and over a 14-gamer, it's 42.

The fewest punts per game in a season is 3.42, last year when UNM punted 41 times in 12 games. It is very possible that UNM's punt totals for the last two seasons will be fewer than the 83 in 2021 when UNM was last in the nation in offense, or the 82 in 2022, when they were last too.



Career Starts (UNM only)

OFFENSE

| QBS | '20 | '21 | '22 | '23 | '24 | '25 | Total |
|--------------------------|-----|-----|-----|-----|------|-----|-------|
| 2 Jack Layne | | | | | | 3 | 3 |
| RBS | '20 | '21 | '22 | '23 | '24 | '25 | Total |
| 22 Scottre Humphrey | | | | | 2 | | 2 |
| 10 D.J. McKinney | | | | | 2 | | 2 |
| 8 Deshaun Buchanan | | | | | 1 | | 1 |
| TEs | '20 | '21 | '22 | '23 | '24 | '25 | Total |
| 7 Thomas | | | | | 2 | | 2 |
| 88 Keith | | | | | 1 | | 1 |
| WRS | '20 | '21 | '22 | '23 | '24 | '25 | Total |
| 0 Zhaiel Smith | | | | | 3 | | 3 |
| 14 Shawn Miller | | | | 1 | 2 | | 3 |
| 6 Keagan Johnson | | | | | 2 | | 2 |
| 17 Michael Buckley | 0 | 0 | 0 | 0 | 1 | | 1 |
| OL | '20 | '21 | '22 | '23 | '24 | '25 | Total |
| 78 Richard Pearce | | | | 11 | 3 | | 14 |
| 38 Isaiah Sillemon | 0 | 2 | 3 | 4 | (TE) | | 9 |
| 51 Malik Aliane | | | | 1 | 3 | | 4 |
| 68 Tyler Lawrence | | | | | 3 | | 3 |
| 66 Israel "Mook" Mukwiza | | | | | 3 | | 3 |
| 59 Kaden Robnett | | | | | 3 | | 3 |
| 77 Tevin Shaw | | | | 2 | | | 2 |

DEFENSE

| DL | '20 | '21 | '22 | '23 | '24 | '25 | Total |
|------------------------|-----|-----|-----|-----|-----|-----|-------|
| 9 Gabriel Lopez | | | 12 | 8 | | | 23 |
| 1 Keyshawn James-Newby | | | | | 3 | | 3 |
| 45 Brett Karhu | | | | | 3 | | 3 |
| 92 Brian Booker | | | | | 2 | | 2 |
| 15 Xavier Slayton | | | | | 1 | | 1 |
| 17 Okiki Olorunfunmi | | | | 1 | | | 1 |
| LBs | '20 | '21 | '22 | '23 | '24 | '25 | Total |
| 22 Dimitri Johnson | | | 11 | 9 | 1 | | 21 |
| 33 Randolph Kpai | | | | 9 | | | 9 |
| 6 Jaxton Eck | | | | | 3 | | 3 |
| 20 Ky'Won McCray | | | | | 1 | | 1 |
| DBs | '20 | '21 | '22 | '23 | '24 | '25 | Total |
| 7 Tavian Combs | 6 | 11 | 3 | 5 | 0 | 3 | 28 |
| 29 Aaron Smith | | | | 3 | | | 3 |
| 2 Abraham Williams | | | | | 3 | | 3 |
| 12 Jon Johnson | | | | | 3 | | 3 |
| 18 Caleb Coleman | | | | | 3 | | 3 |
| 26 CJ McBean | | | | | 1 | | 1 |
| 25 Drew Speech | | | | 0 | 1 | | 1 |
| 3 David Murphy | | | 0 | 0 | 1 | | 1 |
| 21 Austin Brawley | | | | | 1 | | 1 |

Lobos in the NFL

Jason Sanders **Miami Dolphins** **Kicker**
Sanders is entering his eighth season with Miami after getting drafted in the seventh round by Miami. Over his first seven seasons he was 259-for-268 on extra points in his career and 187-for-221 on field goals, with a long of 57. He has hit 426 of 554 kickoffs for touchbacks. He was named to the PFWA 2018 All-Rookie Team and is Miami's all-time leader in field goal accuracy. He has seven game-winning field goals in the final two minutes and in overtime, and he also has a touchdown reception in his career. He led the NFL in field goals and points in 2020.

Corey Bojorquez **Cleveland Browns** **Punter**
Bojorquez is in his fourth season with Cleveland after one year with Green Bay and his first three with Buffalo. He spent the 2018 camp with New England after earning an invite to tryout camp and then getting signed to a free agent contract. He was snagged off waivers by Buffalo and started for three seasons. He then signed a free agent contract with the L.A. Rams, but was traded to Green Bay right before the 2021 season. He has played in 107 career games with a 47.3 career average. In 2020 Bojorquez led the NFL with a 50.8-yard average, just the fourth 50.0-yard average in NFL history. In 2021, his 82-yard punt was the longest in the NFL and his 84-yard punt in 2024 was the NFL's longest.

Jerrick Reed II **Seattle Seahawks** **Safety**
Reed is in his third season with the Seahawks after being drafted by the team in the sixth round in 2023. Entering 2025, has played in 15 career games with nine tackles, mostly seeing time as a special teams ace. He is currently on the practice squad

Jacory Croskey-Merritt **Washington Commanders** **Running Back**
Croskey-Merritt is in his first season after being drafted by the Washington Commanders in the seventh round of the 2025 draft. Croskey-Merritt

The Best Football Players are Smart Football Players

New Mexico has set several departmental academic records over the last few seasons. Still, whenever a coach changes, administrators worry about the impact on academics. Couple that fear with the worry that you never quite know how the academics will work with transfers, and the Spring of 2025 had the makings of trouble: a new coaching staff and more than half the group in spring ball being newcomers and transfers.

But that's Jason Eck in charge of things, and turned out there was no reason at all to worry.

All New Mexico did in the spring was turn in a program-record GPA of 3.36, which marked a third straight 3.0 or better. However, this GPA was so high that it made Lobo Football the most improved men's team in terms of GPA from fall to spring within the department.

Drzewiecki Continues His Climb

One of UNM's five starters returning from last year was kicker Luke Drzewiecki. Drzewiecki started his career in 2022 as the backup kicker. He took over in the third game of the 2022 season against UTEP, but he went just 1-for-3 in that game and reverted to being the backup kicker. He then moved back into the top kicking spot in game seven of the season, and he has been UNM's kicker ever since. In that game against New Mexico State, Drzewiecki hit the first of seven straight field goals.

Despite being the starting kicker since midway through the 2022 season, Drzewiecki was a walk-on through the 2024 season. However, enter the people's coach, Jason Eck. Eck loved the discipline and leadership shown by Drzewiecki throughout the 2025 spring season, and Drzewiecki excelled throughout camp. After the Spring Game, Eck awarded the special teams hammer to Drzewiecki, announcing to the team that he was now on scholarship. The celebration concluded with Drzewiecki being carried off the field by his teammates.

It's fitting that he's now on scholarship, as Drzewiecki has a chance to top several career records charts at UNM.

Drzewiecki was perfect on his kicks against UCLA, going 5-for-5 on extra points. Drzewiecki stayed in fifth place with 35 career field goals, remaining six away from tying for third in school history. Drzewiecki also moved closer in his chase of the UNM extra point record, currently held by former Miami Dolphins kicker Jason Sanders, who made 111 extra points during his career. Luke now has 94 extra points, good for fourth place on the all-time list. He is now just 18 extra points away from becoming the all-time leader, and he is five away from tying Joe Hartshorne for third.

Here is a look at where Drzewiecki sits on several UNM charts.

CAREER FIELD GOALS MADE

| | FGs | Player | Year |
|-----|-----|------------------------|---------------------|
| 1. | 53 | David Margolis | 1989-92 |
| 2. | 45 | James Aho | 2008-11 |
| 3. | 41 | Colby Cason | 1995-97 |
| | 41 | Bob Berg | 1973-75 |
| 5. | 35 | Luke Drzewiecki | 2022-present |
| 6. | 33 | Kenny Byrd | 2002-06 |
| 7. | 29 | Wes Zunker | 2001-04 |
| | 29 | John Sullivan | 2004-07 |
| 9. | 28 | Andrew Shelley | 2018-21 |
| 10. | 27 | Vladimir Borombozin | 2000-01 |

CAREER FIELD GOAL ACCURACY

| | Pct. | Player (FGM-FGA) | Year |
|-----|------|--------------------------------|---------------------|
| 1. | 82.9 | John Sullivan (29-35) | 2004-07 |
| 2. | 81.8 | Vladimir Borombozin (27-33) | 2000-01 |
| 3. | 80.5 | Kenny Byrd (33-41) | 2002-06 |
| 4. | 75.0 | Rick Walsh (18-24) | 1987-88 |
| 5. | 73.7 | Andrew Shelley (28-38) | 2018-21 |
| 6. | 73.2 | Bob Berg (41-56) | 1973-75 |
| 7. | 72.9 | Luke Drzewiecki (35-48) | 2022-current |
| 8. | 71.4 | Jason Sanders (25-35) | 2014-17 |
| 9. | 70.7 | Wes Zunker (29-41) | 2001-04 |
| 10. | 68.3 | Colby Cason (41-60) | 1995-97 |
| 11. | 68.2 | James Aho (45-66) | 2008-11 |

CAREER PAT

| | PATs | Player | Years |
|-----|------|------------------------|---------------------|
| 1. | 111 | Jason Sanders | 2014-17 |
| 2. | 100 | Colby Cason | 1995-97 |
| 3. | 99 | Joe Hartshorne | 1969-71 |
| 4. | 94 | Luke Drzewiecki | 2022-current |
| 5. | 91 | Kenny Byrd | 2002-06 |
| 6. | 89 | Justus Adams | 2010-13 |
| 7. | 85 | David Margolis | 1989-92 |
| 8. | 84 | Joe Bibbo | 1983-86 |
| 9. | 83 | James Aho | 2008-11 |
| 10. | 80 | Wes Zunker | 2001-04 |

The "Forgot We Ran The Option for Eight Years" Stat

31

That's the number of completions in the season opener for Jack Layne, and while in the modern age of let's throw the ball all over the place offenses, Layne's 31 completions were the fifth-most ever by a Lobo quarterback in school history.

| | Att. | Player | Year |
|-----|------|---|------------------|
| 1. | 41 | Jeremy Leach at Utah | 11/11/1989 |
| 2. | 33 | Devon Dampier vs. Fresno State | 9/21/2024 |
| | 33 | Billy Garrison vs. San Diego State | 9/27/1986 |
| 4. | 32 | Jeremy Leach at Tulsa | 9/23/1989 |
| 5. | 31 | Jack Layne at Michigan | 8/31/2025 |
| 6. | 30 | Barry Garrison at Utah | 9/5/1987 |
| | 30 | Barry Garrison at Arizona | 9/19/1987 |
| | 30 | Donovan Porterie at Texas Tech | 10/3/2009 |
| | 30 | B.R. Holbrook vs. Texas Tech | 9/11/2010 |
| 10. | 29 | five times, last by Donovan Porterie at Texas A&M | 9/5/2009 |



UNM vs. Ranked Teams

New Mexico is 7-62 all-time against ranked opponents dating back to the 1940 season. UNM is 5-26 at home vs. ranked opponents, 2-35 on the road and 0-1 on neutral fields. UNM's last win over a ranked opponent was on November 16, 2024 when the Lobos won over No. 18 Washington State 38-35. UNM's last win over a top 10 program was against Utah, a 23-21 win on November 5, 1994. UNM is 1-18 all-time against top-10 teams and 0-5 vs. top-five teams. UNM had lost 26 straight to ranked foes until the Wazzu win.

UNM's last road win over a ranked team was October 25, 2003 when UNM beat No. 23 Utah 47-35 in Salt Lake City. UNM's only other road win over a ranked opponent was on the same date in 1975, a 44-34 win over No. 17 Arizona. That win is the highest-ranked opponent UNM has beaten on the road.

| Opponent (RK) | Res | Score | Date |
|-------------------------|-----|-------|----------------|
| Texas Tech (18) | W | 19-14 | Nov. 30, 1940 |
| at Army (1) | L | 0-51 | Nov. 11, 1950 |
| Air Force (9) | L | 7-45 | Nov. 22, 1958 |
| Wyoming (7) | L | 6-42 | Nov. 11, 1967 |
| at Kansas (8) | L | 7-68 | Oct. 5, 1968 |
| at Arizona State (9) | L | 21-33 | Nov. 21, 1968 |
| Arizona State (14) | L | 28-60 | Oct. 23, 1971 |
| at Arizona State (19) | L | 7-60 | Nov. 11, 1972 |
| Arizona State (12) | L | 24-67 | Oct. 6, 1973 |
| Arizona (15) | L | 10-15 | Sept. 28, 1974 |
| at Arizona State (14) | L | 7-41 | Oct. 26, 1974 |
| Arizona State (11) | L | 10-16 | Oct. 11, 1975 |
| at Arizona (17) | W | 44-34 | Oct. 25, 1975 |
| BYU (19) | L | 8-21 | Nov. 13, 1976 |
| at BYU (14) | L | 19-54 | Sept. 30, 1977 |
| at BYU (11) | L | 7-59 | Oct. 27, 1979 |
| BYU (19) | W | 25-21 | Sept. 6, 1980 |
| at Missouri (17) | L | 16-47 | Sept. 13, 1980 |
| at BYU (19) | L | 21-66 | Oct. 15, 1983 |
| BYU (4) | L | 0-48 | Oct. 25, 1984 |
| Air Force (18) | L | 12-49 | Sept. 28, 1985 |
| at Nebraska (13) | L | 7-38 | Oct. 5, 1985 |
| BYU (9) | L | 23-45 | Oct. 19, 1985 |
| at Tennessee (10) | L | 21-35 | Sept. 6, 1986 |
| at BYU (9) | L | 30-31 | Sept. 13, 1986 |
| BYU (19) | L | 3-24 | Sept. 2, 1989 |
| Fresno State (23) | W | 45-22 | Nov. 18, 1989 |
| Arizona (20) | L | 10-25 | Sept. 15, 1990 |
| at Wyoming (23) | L | 22-25 | Oct. 13, 1990 |
| at BYU (7) | L | 31-55 | Oct. 29, 1990 |
| BYU (19) | L | 31-34 | Sept. 4, 1993 |
| Colorado State (21) | L | 31-38 | Oct. 1, 1994 |
| Utah (8) | W | 23-21 | Nov. 5, 1994 |
| Texas Tech (22) | L | 7-34 | Oct. 28, 1995 |
| at BYU (25) | L | 14-17 | Sept. 21, 1996 |
| vs. Colorado State (20) | L | 13-41 | Dec. 6, 1997 |
| BYU (20) | L | 7-31 | Oct. 16, 1999 |
| BYU (17) | L | 20-24 | Oct. 13, 2001 |
| at N.C. State (25) | L | 14-34 | Aug. 24, 2002 |
| at Colorado State (20) | L | 14-22 | Nov. 23, 2002 |
| at Utah (23) | W | 47-35 | Oct. 25, 2003 |
| Utah (14) | L | 7-28 | Oct. 1, 2004 |
| at BYU (23) | L | 17-42 | Nov. 18, 2006 |
| at BYU (8) | L | 3-21 | Oct. 11, 2008 |
| Utah (9) | L | 10-13 | Nov. 1, 2008 |
| at Utah (14) | L | 14-45 | Nov. 7, 2009 |
| BYU (22) | L | 19-24 | Nov. 14, 2009 |
| at TCU (4) | L | 10-51 | Nov. 28, 2009 |
| at Oregon (11) | L | 0-72 | Sept. 4, 2010 |
| Utah (14) | L | 14-56 | Sept. 18, 2010 |
| TCU (3) | L | 17-66 | Nov. 27, 2010 |
| at Arkansas (13) | L | 3-52 | Sept. 10, 2011 |
| at Boise State (8) | L | 0-45 | Dec. 3, 2011 |
| at Texas (17) | L | 0-45 | Sept. 8, 2012 |
| Boise State (24) | L | 29-32 | Sept. 29, 2012 |
| at Fresno State (15) | L | 28-69 | Nov. 23, 2013 |
| Arizona State (17) | L | 23-58 | Sept. 6, 2014 |
| at Colorado State (22) | L | 20-58 | Nov. 22, 2014 |
| Boise State (19) | L | 21-49 | Oct. 3, 2016 |
| at Wisconsin (5) | L | 14-45 | Sept. 8, 2018 |
| Boise State (23) | L | 14-45 | Nov. 16, 2018 |
| at Notre Dame (7) | L | 14-66 | Sept. 14, 2019 |
| at Boise State (19) | L | 9-42 | Nov. 16, 2019 |
| at Texas A&M (5) | L | 0-34 | Sept. 18, 2021 |
| at San Diego St. (25) | L | 7-31 | Oct. 9, 2021 |
| at Texas A&M (23) | L | 10-52 | Sept. 2, 2023 |
| at Arizona (21) | L | 39-61 | Aug. 31, 2024 |
| Washington State (18) | W | 38-35 | Nov. 16, 2024 |
| at Michigan (14) | L | 17-34 | Aug. 30, 2025 |

David Letterman's Top 10 List...

Back when David Letterman was on television (that's the flat thing in your living room), he would do a nightly Top 10 list. He would bring in guests to read the lists, based on the news of the day, but they were not real and were highly improbable.

Luke Drzewiecki being on the top-10 list at UNM for career scoring would have been a highly improbable proposition as a walk-on backup freshman kicker in 2022, but here we are, and Drzewiecki is not only in the career top-10 list for overall scoring at UNM, but his next point will be No. 200 in his career.

CAREER SCORING (Points)

| | Pts. | Player | Years |
|-----|------|------------------|--------------|
| 1. | 356 | DonTrell Moore | 2002-05 |
| 2. | 244 | David Margolis | 1989-92 |
| 3. | 238 | Terance Mathis | 1985-87, '89 |
| 4. | 223 | Colby Cason | 1995-97 |
| 5. | 222 | Rodney Ferguson | 2004-08 |
| 6. | 218 | Jhurell Pressley | 2012-15 |
| | | 218 James Aho | 2008-11 |
| 8. | 204 | Teriyon Gipson | 2013-16 |
| 9. | 202 | Bob Berg | 1973-75 |
| 10. | 199 | Luke Drzewiecki | 2022-present |

Only Tavian and Isaiah Truly Remember

Tavian Combs and Isaiah Sillimon are the final two Lobo Football players who can tell war stories about the 2020 COVID season, which was the year that New Mexico moved to Las Vegas, Nevada, to practice and play games due to COVID-19 restrictions in the state of New Mexico.

In all, UNM spent 43 days living at the Lake Las Vegas Spa and Resort, ironically the same hotel where Snookie and The Situation stayed for MTV's Jersey Shore reunion shows. UNM didn't have a weight room, but they did have several treadmills and ellipticals. However, only four could be in use at one time for fear of overloading the extra power brought in (and if you needed the community microwave in the adjoining team room, two of the four had to power down until the food was heated up). At least the rooms had a balcony, but eating pregame meals on an abandoned casino floor was something to behold.

The fun part for Tavian is that 2020 doesn't count, as 2022 was a redshirt season following an injury, and 2024 was a medical redshirt season due to an injury that limited him to just seven snaps. That means he will play as a senior this season (technically his fourth consecutive season as an upperclassman) and then return after his waiver (which we know will be granted) and receive a seventh season and a third senior year.

It's Pronounced "DAH mon" ... like "DAH bearsss"

OK, so we had the fun bar trivia question: Who was UNM's team leader in all-purpose yardage through two games? And the answer was Damon Bankston. His game against UCLA did ZERO to hurt that answer. After racking up 203 yards (all from scrimmage), Bankston is now averaging 136.0 yards per game with 408 yards of all-purpose yardage through three games.

Bankston was an honorable mention selection for the Earl Campbell Tyler Rose Player of the Week Award, which goes to a player from a Texas university or one who played at a Texas High School (that's how Damon would qualify). Bankston is currently 16th in the nation in all-purpose yards per game, and second in the Mountain West.

But here is the real fun one. Bankston against UCLA had a 54-yard run, a 49-yard run, and a 43-yard reception. Those, combined with his 51-yard catch against Idaho State, give Bankston four plays from scrimmage of 40 yards or more, and that is tied for third nationally.

| | | | | | 10+ | 20+ | 30+ | 40+ | 50+ | 60+ | 70+ | 80+ | 90+ |
|------|--------------------|------------|-----|----|-------|-------|-------|-------|-------|-------|-------|-------|-------|
| Name | Team | Yr | Pos | G | Yards | Yards | Yards | Yards | Yards | Yards | Yards | Yards | Yards |
| 1 | Robert Henry, Jr. | UTSA | SR | RB | 4 | 16 | 9 | 6 | 5 | 5 | 5 | 5 | 0 |
| | Chas Nimrod | S Florida | SR | WR | 4 | 10 | 7 | 6 | 5 | 2 | 0 | 0 | 0 |
| 3 | Damon Bankston | New Mexico | SR | RB | 3 | 7 | 5 | 4 | 4 | 2 | 0 | 0 | 0 |
| | Jaden Bradley | UNLV | SR | WR | 4 | 11 | 6 | 5 | 4 | 0 | 0 | 0 | 0 |
| | Omar Cooper Jr. | Indiana | JR | WR | 4 | 13 | 7 | 7 | 4 | 2 | 1 | 1 | 0 |
| | Micahi Danzy | FSU | FR | WR | 3 | 7 | 6 | 5 | 4 | 3 | 2 | 0 | 0 |
| | Justice Haynes | Michigan | JR | RB | 4 | 13 | 5 | 4 | 4 | 4 | 2 | 2 | 0 |
| | LJ Martin | BYU | JR | RB | 3 | 12 | 4 | 4 | 4 | 0 | 0 | 0 | 0 |
| | Danny Scudero | SJSU | SO | WR | 3 | 12 | 7 | 6 | 4 | 1 | 0 | 0 | 0 |
| | Hollywood Smothers | NC State | SO | RB | 4 | 17 | 5 | 4 | 4 | 2 | 0 | 0 | 0 |
| | Brenen Thompson | Miss St | SR | WR | 4 | 9 | 4 | 4 | 4 | 2 | 0 | 0 | 0 |

Pearce Gives Back

Richard Pearce and his wife have embraced Albuquerque, even as a transfer offensive lineman who came to the school in 2024. The community welcomed Pearce to the extent that he is the lone returning starter on offense for UNM this season. However, if you are only going to have one, get the guy who, as a team captain, loves his adopted community so much that he was willing to put his money where his mouth is. Literally.

Stat Frank Hates Updating

5,820

That's the number of days since UNM's last blocked punt (October 31, 2009 to September 27, 2025). The Lobos have the longest streak in the FBS. Overall, opponents have punted 861 consecutive times without a Lobo block. The next longest streak? Utah has the next longest streak at October 24, 2015.



Series History vs. NMSU

| Opponent | Site | Score |
|------------|-----------------|---------|
| 9/28/2024 | Las Cruces, NM | W 50-40 |
| 9/16/2023 | Albuquerque, NM | L 17-27 |
| 10/15/2022 | Las Cruces, NM | L 9-21 |
| 9/11/2021 | Albuquerque, NM | W 34-25 |
| 9/21/2019 | Albuquerque, NM | W 55-52 |
| 9/15/2018 | Las Cruces, NM | W 42-25 |
| 9/9/2017 | Albuquerque, NM | L 28-30 |
| 9/10/2016 | Las Cruces, NM | L 31-32 |
| 10/3/2015 | Albuquerque, NM | W 38-29 |
| 9/20/2014 | Las Cruces, NM | W 38-35 |
| 10/5/2013 | Albuquerque, NM | W 66-17 |
| 9/22/2012 | Las Cruces, NM | W 27-14 |
| 10/1/2011 | Albuquerque, NM | L 28-42 |
| 10/9/2010 | Las Cruces, NM | L 14-16 |
| 9/26/2009 | Albuquerque, NM | L 17-20 |
| 9/27/2008 | Las Cruces, NM | W 35-24 |
| 9/8/2007 | Albuquerque, NM | W 44-34 |
| 9/9/2006 | Las Cruces, NM | W 34-28 |
| 9/17/2005 | Albuquerque, NM | W 38-21 |
| 9/25/2004 | Las Cruces, NM | W 38-3 |
| 9/27/2003 | Albuquerque, NM | W 24-17 |
| 9/21/2002 | Las Cruces, NM | L 13-24 |
| 11/24/2001 | Albuquerque, NM | W 53-0 |
| 9/16/2000 | Las Cruces, NM | W 16-13 |
| 9/11/1999 | Albuquerque, NM | L 28-35 |
| 9/19/1998 | Las Cruces, NM | L 27-28 |
| 9/6/1997 | Albuquerque, NM | W 61-24 |
| 8/29/1996 | Las Cruces, NM | W 28-7 |
| 9/23/1995 | Albuquerque, NM | W 36-24 |
| 10/22/1994 | Las Cruces, NM | W 56-31 |
| 9/25/1993 | Albuquerque, NM | W 42-7 |
| 9/12/1992 | Las Cruces, NM | L 39-42 |
| 9/28/1991 | Albuquerque, NM | W 17-10 |
| 9/1/1990 | Las Cruces, NM | W 29-12 |
| 9/9/1989 | Albuquerque, NM | W 45-13 |
| 9/10/1988 | Las Cruces, NM | W 36-34 |
| 9/12/1987 | Las Cruces, NM | L 14-17 |
| 10/25/1986 | Albuquerque, NM | W 45-14 |
| 9/14/1985 | Las Cruces, NM | W 34-27 |
| 9/8/1984 | Albuquerque, NM | W 61-21 |
| 9/24/1983 | Las Cruces, NM | W 31-10 |
| 10/23/1982 | Albuquerque, NM | W 66-14 |
| 10/24/1981 | Las Cruces, NM | W 17-13 |
| 9/27/1980 | Albuquerque, NM | W 52-19 |
| 9/29/1979 | Las Cruces, NM | W 30-16 |
| 10/21/1978 | Albuquerque, NM | W 35-20 |
| 10/29/1977 | Las Cruces, NM | W 35-13 |
| 10/30/1976 | Albuquerque, NM | L 7-16 |
| 11/22/1975 | Las Cruces, NM | W 52-28 |
| 11/2/1974 | Albuquerque, NM | W 26-24 |
| 9/15/1973 | Albuquerque, NM | W 48-6 |
| 9/16/1972 | Albuquerque, NM | W 55-20 |
| 10/9/1971 | Albuquerque, NM | T 35-35 |
| 10/17/1970 | Albuquerque, NM | W 24-17 |
| 11/22/1969 | Las Cruces, NM | W 24-21 |
| 11/9/1968 | Albuquerque, NM | L 6-33 |
| 11/18/1967 | Albuquerque, NM | L 7-54 |
| 11/12/1966 | Albuquerque, NM | L 12-47 |
| 11/13/1965 | Las Cruces, NM | L 6-20 |
| 10/24/1964 | Albuquerque, NM | W 18-14 |
| 10/19/1963 | Las Cruces, NM | L 12-13 |
| 9/15/1962 | Albuquerque, NM | W 28-17 |
| 9/23/1961 | Albuquerque, NM | W 41-7 |
| 10/8/1960 | Albuquerque, NM | L 0-34 |
| 9/19/1959 | Albuquerque, NM | L 12-29 |
| 9/20/1958 | Las Cruces, NM | W 16-7 |
| 9/21/1957 | Albuquerque, NM | W 25-7 |
| 9/22/1956 | Albuquerque, NM | W 14-6 |
| 9/17/1955 | Albuquerque, NM | W 14-7 |
| 11/20/1954 | Albuquerque, NM | W 39-27 |
| 11/7/1953 | Las Cruces, NM | W 28-6 |
| 10/4/1952 | Albuquerque, NM | W 23-0 |
| 10/6/1951 | Las Cruces, NM | W 20-0 |
| 10/7/1950 | Albuquerque, NM | W 26-13 |
| 9/30/1949 | Las Cruces, NM | W 14-13 |
| 10/9/1948 | Albuquerque, NM | W 61-0 |
| 10/11/1947 | Albuquerque, NM | W 20-0 |
| 10/12/1946 | Las Cruces, NM | W 7-6 |
| 10/10/1942 | Albuquerque, NM | W 32-0 |
| 11/8/1941 | Las Cruces, NM | W 28-0 |
| 11/9/1940 | Albuquerque, NM | W 39-6 |
| 11/10/1939 | Las Cruces, NM | W 9-6 |
| 11/12/1938 | Albuquerque, NM | W 6-2 |
| 10/8/1937 | Las Cruces, NM | L 0-5 |
| 11/14/1936 | Albuquerque, NM | L 6-7 |
| 11/11/1935 | Las Cruces, NM | L 0-32 |
| 11/17/1934 | Albuquerque, NM | W 12-6 |
| 11/18/1933 | Las Cruces, NM | W 14-7 |
| 10/22/1932 | Albuquerque, NM | T 0-0 |
| 11/7/1931 | Las Cruces, NM | L 6-13 |
| 11/8/1930 | Albuquerque, NM | L 6-14 |
| 11/16/1929 | Las Cruces, NM | T 7-7 |
| 10/27/1928 | Albuquerque, NM | W 14-13 |
| 11/18/1927 | Las Cruces, NM | W 26-9 |
| 11/13/1926 | Las Cruces, NM | T 6-6 |
| 11/21/1925 | Albuquerque, NM | W 20-9 |
| 11/15/1924 | Las Cruces, NM | L 0-6 |
| 11/17/1923 | Albuquerque, NM | L 0-6 |
| 11/30/1922 | Las Cruces, NM | L 0-7 |
| 11/24/1921 | Albuquerque, NM | W 6-0 |
| 12/4/1920 | Las Cruces, NM | L 7-14 |
| 11/27/1919 | Albuquerque, NM | W 24-2 |
| 11/24/1917 | Las Cruces, NM | L 3-110 |
| 11/30/1916 | Albuquerque, NM | W 51-0 |
| 11/20/1915 | Albuquerque, NM | W 13-0 |
| 12/5/1914 | Albuquerque, NM | T 7-7 |
| 11/8/1913 | Las Cruces, NM | L 0-13 |
| 11/16/1912 | Albuquerque, NM | L 0-27 |
| 11/12/1911 | Las Cruces, NM | L 6-10 |
| 11/25/1909 | Albuquerque, NM | W 51-0 |
| 11/21/1908 | Las Cruces, NM | W 10-6 |
| 11/29/1906 | Albuquerque, NM | L 5-25 |
| 11/30/1905 | Las Cruces, NM | L 0-40 |
| 1/1/1894 | Albuquerque, NM | W 18-6 |

Last year, during UNM's bye week, Pearce got the idea to donate some of his NIL to buy turkeys for needy families in Albuquerque. Now, we aren't saying Richard is ambitious, but he wanted to give away 100 turkeys, and well, he doesn't get THAT much NIL. So, he got some of his offensive linemates involved, and they jumped in, donating their NIL earnings or, in some cases, their own money to buy turkeys to give away for Thanksgiving.

And then came Lobo Nation. The call went out to help these guys raise money to purchase turkeys and meals, and in just 48 hours, the money poured in. Between the NIL money and donations from the Lobo fan base over 48 hours, the offensive line was able to purchase 200 frozen turkeys, along with enough sides (corn, green beans, mashed potatoes, and cornbread) to provide 200 complete meals. Then turkeys got donated to the group, along with bags to pack everything in, and the O-Line Turkey Drive was ready. The O-Line went to a few stores, armed with several pickup trucks and a whole lot of lifting power, and hit the wholesale stores, picking up turkeys, mashed potatoes, cornbread, and assorted vegetables.

They might have stopped for a picture or 50 in the stores as well, as indeed the sight of a bunch of behemoths hauling shopping carts and pallets piqued the interest of even the casual shopper.

On Sunday, the day off for the players, the O-Line gathered in the parking lot near the University Stadium press tower to meet fans and distribute turkeys and meals. With the added donation of more frozen turkeys and sides, they were able to help so many people have a memorable Thanksgiving. The final rundown of the drive, which featured cars lining up before 8 am for the 9 am start and continuing for over two hours, was the following:

*500 - bag donated by Sprouts for bagging everything

*278 - turkeys distributed by the offensive line

*210 - bags of fixings and sides distributed

*86 - total cardboard cases broken down

*37 - cars with fans that wanted pictures

*6 - fans walked to the turkey drive

Reminder: No One is Really Born in Florida...

If it feels like the United Nations is interested in Lobo Football, well, they should be. Everyone should be, but the U.N. should be even more so. The Lobos have players who hail from seven countries. While the most represented country is the good ol' USA, UNM also has student-athletes from Japan (Rei Iwai), Mexico (Michael Buckley), Germany (Max Lanztsch), France (Malik Aliane), England (Darren Agu), and Australia (Daniel Hughes)

New Mexico is one country ahead of Boise State and Temple, which have players from six countries.

Now, the list is not based on where you are born, but where your hometown is listed; it's six. However, if it were based on where you are born, it would be seven for UNM, as Randolph Kpai was born in Ghana and lived in Liberia before coming to the United States as an infant. Fun fact: The national dialect of Liberia is English, and Liberia is the answer to the trivia question, "What is the only other country in the world to have its capital city named in honor of a United States President?" The answer is Liberia, because its capital is Monrovia.

School No. Countries Represented

| | | |
|--------------|---|--|
| New Mexico | 7 | (U.S., Canada, Mexico, Germany, France, Japan, England, Australia) |
| Boise State | 6 | (U.S. Australia, Canada, Ireland, Germany, The Netherlands) |
| Temple | 6 | (U.S., Australia, Canada, England, Germany, Tonga) |
| Troy | 5 | (U.S., Germany, New Zealand, Australia, Ireland) |
| Old Dominion | 5 | (U.S., Canada, The Netherlands, Estonia, Egypt) |
| Hawai'i | 5 | (U.S., Australia, Canada, Japan, Samoa, American Samoa*) |

*American Samoa is not a country but the southernmost territory of the United States, and it is the only inhabited territory of the U.S. south of the equator (Jarvis Island, all 1.7 square miles of it, is the other).

Coordinating the Coordinators Takes Coordination

New Mexico is one of two teams in the FBS that had a new head coach to open the season for a third straight season. In 2023, UNM opened the season with Danny Gonzales, and in 2024, it was Bronco Mendenhall. However, after less than a year, Mendenhall was off to Utah State, and UNM now UNM has its guy in Jason Eck.

The only other FBS team to have three different head coaches in each of the last three seasons is Utah State, which had Blake Anderson in 2023, Nate Dreiling in 2024, and now has Mendenhall.

Certainly, Eck is as cool as the other side of the pillow (H/T Stuart Scott). Only Eck, in the middle of 110,000 fans in Ann Arbor in a 14-point game, would look at one of the UNM Creative Team members' cameras during the game, pull his headset back a little, and speak to the camera, "Pretty close game here." Seriously, only Eck.

However, UNM also has a neat trick, as it has started each of the last four seasons with a different offensive coordinator and a different defensive coordinator. That's because after the 2022 season, UNM swapped offensive coordinators from Derek Warehime to Bryant Vincent, and then switched from defensive coordinator Rocky Long to Troy Reffett after Long left for Syracuse. Before this stretch, UNM was relatively stable in the OC and DC departments, having the same personnel for three straight seasons.

There aren't many schools that can claim to have four different OCs and DCs over the last four years, but UNM is one of four each way, and here are those schools:

First Time Since Stat

11.3

That's the number of tackles per game for linebacker Jaxton Eck, who is currently sixth nationally in that category. His 34 tackles extrapolates out to 136 over a 12-game season.

That would be the most tackles in a season since the 2011 season when Carmen Messina had 142 for New Mexico.

In order to break into the top-10 single-season tackles list at UNM, Eck would need 148 to tie Tuli Matealona (1993)



Birthday Chart

August

| Date | Player/Coach | Age |
|------|-------------------|-----|
| 26 | Jordan Mora | 20 |
| 29 | Okiki Olorunfunmi | 24 |
| 30 | Tavian Combs | 23 |
| 31 | Mason Jones | 23 |

September

| Date | Player/Coach | Age |
|------|-----------------------|-----|
| 5 | Nevell Brown | 24 |
| 10 | Evan Wysong | 21 |
| 13 | Jubilee Siitia-Tasi | 19 |
| 13 | Keagan Johnson | 23 |
| 13 | James Laubstein | 23 |
| 14 | C.J. Johnson | 21 |
| 14 | Coach Spence Nowinsky | 54 |
| 16 | Cody Thumler | 19 |
| 16 | Grey Smith | 21 |
| 17 | Cole Welliver | 20 |
| 21 | D'Sean Martinez | 22 |
| 22 | Sa'Kylee Woodard | 20 |
| 23 | Nate Palmer | 36 |
| 25 | Kader Diop | 22 |
| 26 | James Marshall V | 19 |

October

| Date | Player/Coach | Age |
|------|-----------------------|-----|
| 2 | Coach Daniel Da Prato | 44 |
| 3 | Simon Mapa | 24 |
| 4 | Richard Pearce | 23 |
| 6 | Max Lantzsch | 23 |
| 6 | Luke Drzewiecki | 22 |
| 11 | Grant Glasgow | 22 |
| 12 | Christian Munguia | 19 |
| 23 | Xavier Slayton | 22 |
| 26 | Jaymar Tasi | 19 |
| 30 | Darren Agu | 23 |

November

| Date | Player/Coach | Age |
|------|------------------------|-----|
| 4 | Toa Faavae | 19 |
| 4 | Trey Dubuc | 21 |
| 7 | Carlos Barela | 19 |
| 10 | Dimitri Johnson | 23 |
| 14 | Brian Booker | 22 |
| 19 | Coach Caleb Heim | 33 |
| 23 | David Murphy | 23 |
| 24 | Azariah "Bear" Levells | 21 |
| 24 | Coach Logan Ruiz-Jones | 28 |
| 29 | Miles Johnson | 20 |

Oldest Lobo: Daniel Hughes (6/2/1998)

Youngest Lobo: Jered Rennick (9/12/2007)

Four Offensive Coordinators in Four Seasons

New Mexico (2022-Derek Warehime, 2023-Bryant Vincent, 2024-Jason Beck, 2025-Luke Schleussner)

Utah State (2022-Anthony Tucker, 2023-Blake Anderson, 2024-Kyle Cefalo, 2025-Kevin McGiven)

Kennesaw State (2022-Grant Chestnut, 2023-Chris Klenakis, 2024-Chandler Burks + Stewart Cook, 2025-Mitch Militello)

Houston (2022-Shannon Dawson/Brandon Jones, 2023-Eman Naghavi/Mike Burchett, 2024-Kevin Barbay, 2025-Slade Nagle)

Four Defensive Coordinators in Four Seasons

New Mexico (2022-Rocky Long, 2023-Troy Reffett, 2024-Nick Howell, 2025-Spence Nowinsky)

Utah State (2022-Ephraim Banda, 2023-Joe Cauthen, 2024-Nate Dreiling, 2025-Nick Howell)

Kennesaw State (2022-Danny Verpaele, 2023-Nate Burton, 2024-Greg Harris, 2025-Marc Mattioli)

Southern Miss (2022-Austin Armstrong, 2023-Dan O'Brien, 2024-Clay Bignell, 2025-Jason Semore).

John Sullivan is Back Off the Christmas Card List

Last year, the Lobos had only five home games and seven road games, but within the conference, UNM had a bit of luck. In 2024, the Lobos missed out on playing Boise State, UNLV, and San Jose State, the teams that finished first, second, and third in the 2023 final Mountain West standings. UNM was the only team that caught that break. We don't know if John Sullivan in the Mountain West office creates the schedule or uses a computer program. Still, he certainly got added to the Lobo Football Christmas Card list.

He's probably off of it this year.

A look at the Mountain West schedules for 2025 reveals that UNM has the second-toughest schedule, based on the opponent's MW records from the previous season. Additionally, only New Mexico and Air Force drew the short straw of playing the top three teams from the 2024 standings (Boise State, UNLV, and Colorado State). Air Force doesn't play Nevada, which went 0-7 last year, and UNM does, which is why Air Force has the toughest schedule, and UNM the second-toughest. The team that misses all three of the top teams from 2024? San Jose State has the most manageable conference schedule statistically. Take a look:

| PL. | Team | Opp MW Record | .PCT | No. of 2025 Top 3 on Schedule | No of 2025 Bottom 3 on Schedule |
|-----|-----------------|---------------|------|-------------------------------|---------------------------------|
| 1. | Air Force | 33-23 | .589 | 3 | 1 |
| 2. | New Mexico | 30-26 | .536 | 3 | 2 |
| | Colorado State | 30-26 | .536 | 2 | 2 |
| | Nevada | 30-26 | .536 | 2 | 2 |
| 5. | Utah State | 29-27 | .518 | 2 | 1 |
| | Hawai'i | 29-27 | .518 | 2 | 2 |
| 7. | San Diego State | 28-28 | .500 | 2 | 2 |
| 8. | Boise State | 27-29 | .482 | 2 | 2 |
| | UNLV | 27-29 | .482 | 2 | 2 |
| | Wyoming | 27-29 | .482 | 2 | 2 |
| 11. | Fresno State | 26-30 | .464 | 2 | 3 |
| 12 | San Jose State | 20-36 | .357 | 0 | 2 |

A couple of other notes on the schedules:

*Only New Mexico (at Michigan, at UCLA), Utah State (at Texas A&M, at Vanderbilt), and San Jose State (at Texas, Stanford) are playing two P-4 schools. Only New Mexico and Utah State play two on the road.

*The only school without a P-4 on the schedule is Air Force (at Navy, at UConn, Army, Bucknell)

*Colorado State and Hawai'i have seven home games and five road games.

Speaking of Guys Who Remember the COVID Year

Gabe Lopez, who represented UNM defense back-to-back years at Mountain West Media Days, played three seasons at Washington State, and this is his third at New Mexico. While he played in 2020, that didn't count. He redshirted in 2021 and played in 2022, 2023, and 2024, with 2025 his redshirt senior season.

So, it's year six, and Jason Eck is his fifth head coach.

| | |
|------|----------------------------|
| 2020 | Nick Rolovich |
| 2021 | Nick Rolovich/Jake Diekert |
| 2022 | Jake Diekert |
| 2023 | Danny Gonzales |
| 2024 | Bronco Mendenhall |
| 2025 | Jason Eck |

It's Been a While

For the fifth time in the last eight seasons, the Lobos have opened 2-1. Most folks have forgotten that both the 2021 and 2022 teams started the season at 2-1. That's probably because the 2021 team finished 1-8 (beating Wyoming 14-3 on the road as UNM ran the option for a game) and the 2022 team went 0-9 to close the season. Now, those two seasons were marred by the nation's worst offense statistically in both years.

UNM was also 2-1 in 2018 before going 1-8 (the only win was a 50-14 win at UNLV, still the largest margin of victory in a conference road game ever for UNM, and 2-1 in 2019 before losing the last nine. Oddly, in UNM's last two bowl seasons (2015 and 2016), the squad started 1-2 before finishing 7-6 and 9-4, respectively.

Educational Stat

15

That's the number of players that already have graduated on UNM's roster. James Laubstein, Nevell Brown, Israel "Mook" Mukwiza, Isaiah Sillemmon, James Bailey, RJ Adams, Keyshawn James-Newby, Gabriel Lopez, Darren Agu, Brian Booker, Dimitri Johnson, Abraham Williams, Albert Nunes, Tavian Combs, and Okiki Olorunfunmi have all graduated



Captains

Head coach Jason Eck announced UNM's 2025 captains in mid-August, and for the season, the Lobos will have six captains, four on defense and two on offense.



2 - Jack Layne
Quarterback



78 - Richard Pearce
Offensive Line



1 - Keyshawn
James-Newby
Defensive End



6 - Jaxton Eck
Linebacker



9 - Gabe Lopez
Defensive Tackle



21 - Austin Brawley
Safety

The last time UNM opened up 3-1 was in 2007, when the team fell to UTEP in the opener, 10-6, before reeling off wins over New Mexico State, Arizona, and Sacramento State. After that 2007 season, UNM went either 1-2 or 0-3 every year from 2008 through 2017, and since then the squad has had four shots to go 3-1, losing to Liberty twice, UTEP once, and LSU once.

Again with the Old Guy?

Last season, New Mexico's Colby Brewer was the oldest position player in the FBS, and the fourth-oldest player in the FBS overall. Brewer is out of football, so that seemingly was the end of UNM having a player on an "oldest player in the FBS" list. But, as Bobby Finn would say, teaching English, "NOOOOOO"

New Mexico needed more than one punter (OK, every team needs more than one, but New Mexico only had Charles Steinkamp). Enter Daniel Hughes, who joined the Lobos right before the start of Fall camp. Hughes, a former Australian Rules Football player who played for the Northern BullAnts of the VFL, came to UNM after a year at San Francisco City College. Hughes, who is very active on social media, is the fifth-oldest player in college football and the fourth-oldest punter (Monte Harrison, a former Miami Marlin, is the oldest position player).

Here are the 10 oldest players in the FBS this season.

| Pl. | Age | Name | School | Class | Position | DOB |
|-----|-----|-----------------|---------------|-------|------------------|----------|
| 1. | 30 | Jack Murley | Southern Miss | Fr. | Punter | 4/23/95 |
| 2. | 30 | Monte Harrison | Arkansas | So. | Wide Receiver | 8/10/95 |
| 3. | 29 | Billy Gowers | Hawaii | Fr. | Punter | 6/10/96 |
| 4. | 27 | Mitch McCarthy | Indiana | Sr. | Punter | 10/10/97 |
| 5. | 27 | Daniel Hughes | New Mexico | So. | Punter | 6/2/98 |
| 6. | 27 | Wilson Berry | Kentucky | Sr. | Punter | 6/8/98 |
| 7. | 27 | Bubba Thompson | North Texas | Fr. | Quarterback | 6/9/98 |
| 8. | 27 | Bailey Ettridge | Nevada | Fr. | Punter | 6/23/98 |
| 9. | 27 | Nate Torney | Louisiana | Sr. | Punter | 7/5/98 |
| 10. | 27 | Aliki Vihami | Utah | Gr. | Defensive Tackle | 8/3/98 |

I read about it in Redbook. And I tell you what, it really works, too.

We Are Marshall is a great movie that tells the tale of how the town of Huntington, West Virginia, and Marshall University bounced back after the horrific plane crash in 1970 that occurred on the way back from a road game.

In the movie, head coach Jack Lengyel meets with his three players that he has, he uses an odd technique to remember their name, saying "I read about it in Redbook. And I tell you what, it really works, too.", but later during practice, he mentions that Redbook will only get him so far, and so they put names on helmets.

Head coach Jason Eck didn't need to do all that. However, he could have used Lyngel's Redbook quote, as the Lobos are still likely learning everyone's name and introducing themselves to each other. The Lobos under Jason Eck had just 34 players return from the 2024 season. That means UNM has to have a lot of new players, and boy, is that ever true. The Lobos have the fewest returning players in the FBS, the most four-year transfers, and the most total newcomers.

Fewest returning players

| | |
|-------------------|-----------|
| New Mexico | 34 |
| Utah State | 39 |
| North Texas | 42 |
| East Carolina | 42 |
| UNLV | 42 |
| West Virginia | 42 |

Most four-year transfers

| | |
|-------------------|-----------|
| West Virginia | 51 |
| New Mexico | 45 |
| UNLV | 41 |
| North Texas | 40 |
| Oklahoma State | 37 |
| Mississippi State | 37 |

Most total transfers

| | |
|-------------------|-----------|
| West Virginia | 61 |
| North Texas | 51 |
| UNLV | 50 |
| New Mexico | 48 |
| Mississippi State | 46 |

Most new players

| | |
|-------------------|-----------|
| West Virginia | 81 |
| New Mexico | 75 |
| Utah State | 71 |
| North Texas | 68 |
| Arkansas State | 67 |
| Mississippi State | 65 |

The Stats Lie Stat

11

That's the number of returning players that have started a game at UNM. While that sounds not great, 31 four-year transfer players have logged starts at their previous schools, giving UNM 42 players with starts at previous four-year schools.



Game Day Coaching Location Chart Head Coach - On the sidelines




Jason Eck

Offense - In the press box



Luke Schlausner-OC/QB Adam Behrends-OA

Offense - On the sidelines



Cody Booth-OL Jon Johnson-RB Jared Elliott-TE




Colin Lockett-WR Charles Crawford-GA Connor Berry-GA

Defense - In the press box




Nate Palmer-LB Luke Nardo-DA Danny Urquhart-GA

Defense - On the sidelines



Spence Nowinsky-DC Loni Fangupo-DL Clay Bignell-S



Stanley Franks, Jr-CB John Waters-Rec Mac Austin-GA

Special Teams - on sidelines | In Press Box



Daniel Da Prato-STC Steven Koch-STA Chris Roberts - Vol ST

On This Date

Saturday, September 27, is the 270th day of the year, and there are 95 days remaining in 2025 when we get to that date. Use them wisely, please. Look, if you think these notes aren't my best work, you are in luck, as it's the National Day of Forgiveness. This one should really be in around five weeks, but it's also National Ghost Hunting Day. In a gross one, it's National Corned Beef Hash Day. If you partake in that, wash it down with a Yoo-Hoo as it's National Chocolate Milk Day. Also, Yoo-Hoo is officially "Chocolate Drink" according to the can, but I digress.

It's also National Save Your Photos Day and National Hunting and Fishing Day. While you are at the Rio Grande Rivalry, you might meet someone and spark some romance, since it's National Singles Day.

This week is National Deaf Dog Awareness Day, which goes along with International Week of the Deaf.

Now, I like to think of myself as "Professor Positive" over here, but this note writes itself. The bad news about playing on September 27 is this: New Mexico is just 3-7 all-time on this date. The positive? The Lobos are 3-0 on this date against New Mexico State, and 0-7 against everybody else, which is a truly bizarre coincidence.

| | | | | |
|---|--------------|------------------|-------|-----------------|
| W | Sep 27, 2008 | New Mexico State | 35-24 | Las Cruces, NM |
| W | Sep 27, 2003 | New Mexico State | 24-17 | Albuquerque, NM |
| L | Sep 27, 2002 | Texas Tech | 0-49 | Albuquerque, NM |
| L | Sep 27, 1986 | San Diego State | 34-38 | Albuquerque, NM |
| W | Sep 27, 1980 | New Mexico State | 52-19 | Albuquerque, NM |
| L | Sep 27, 1975 | Colorado State | 16-27 | Albuquerque, NM |
| L | Sep 27, 1969 | UTEP | 6-21 | Albuquerque, NM |
| L | Sep 27, 1958 | UTEP | 7-15 | El Paso, TX |
| L | Sep 27, 1952 | BYU | 10-14 | Provo, UT |
| L | Sep 27, 1947 | Arizona State | 12-25 | Albuquerque, NM |

Many significant events have occurred on September 27. Over 2 million people around the world participated in climate change protests (2019), the NASA probe Dawn was launched towards the asteroid belt (2007), the GOOGLE search engine decided that this was it's birthday, and yes that is a real thing I just typed (1998), the Yemen Arab Republic was established (1962), U.S. Air Force captain Millburn Apt becomes the first person to exceed Mach 3, although he lost control after that, crashing and losing his life in the process (1956), the SS Patrick Henry was launched by the U.S. (1941), the Queen Elizabeth ocean liner was launched from Glasgow, Scotland (1938), Bobby Jones won golf's Grand Slam (1930), production of the Model T automobile by what would become the Ford Motor Company started in Detroit (1908), the first public steam train railway opened (1825), the Rosetta Stone was deciphered by Jean-Francois Champollion (1822), the U.S. Congress vacated the capital of the U.S. at the time, Philadelphia, and one this day, Lancaster, Pennsylvania was the U.S. capital, although the capital was moved back to Philadelphia the next day (1777), the Society of Jesuits received its charter from Pope Paul III (1540) and William the Conqueror left from the Somme River to start the Norman Conquest of England (1066).

Famous people born on September 27 include actress Jenna Ortega (Wednesday, 2002), basketball player Caleb Love (Portland Trail Blazers, 2001), basketball player Christian Wood (Los Angeles Lakers, 1995), tennis player Monica Puig (1993), actor Sam Lerner (Geoff Schwartz on The Goldbergs, 1992), tennis player Simona Halep (1991), pitcher Matt Shoemaker (Los Angeles Angels, 1986), musician Avril Lavigne (Sk8er Boi, 1984), hockey player Jay Bouwmeester (St. Louis Blues, 1983), rapper Dwayne Michael Carter, Jr (aka Lil Wayne, 1982), actress Anna Camp (Raegan and Maddie Lockwood, You, 1982), 6-foot-11 pitcher Jon Rauch (New York Mets, 1978), actress Gwyneth Paltrow (Se7en, 1972), basketball player and coach Steve Kerr (Golden State Warriors, 1965), comedian/podcaster Marc Maron (WTF with Marc Maron, 1963), figure skate Beth Heiden (Eric's sister, 1959), musician and teen heart throb Shaun Cassidy (Da Do Ron Ron, 1958), keyboardist and saxophonist Greg Ham (Men at Work, 1953), Hall of Fame third baseman Michael Jack Schmidt (Philadelphia Phillies, 1949), singer/actor Michael Lee Aday (better known as Meat Loaf, 1947), host Don Cornelius (Soul Train, 1936), actor Wilford Brimley (The Natural/Cocoon, 1934), record producer Alan Freeman (Frank Sinatra, 1920), flying ace Lotah von Richthofen (The brother of The Red Baron, 1894), magician Harry Blackstone, Sr. (1885), Martha Jefferson Randolph (the youngest daughter of Thomas Jefferson, 1772), politician Samuel Adams (the guy the beer is named after, 1722), France's King Louis XIII (1601), and Japanese Emperor Ninmyo (808).

Sadly on this day the world lost actress Maggie Smith (Miss McGonagle in the Harry Potter movies, 2024), actor Michael Gambon (Dumbledore in the final six Harry Potter movies, 2023), singer Marty Balin (Jefferson Airplane, 2018), magazine publisher Hugh Hefner (2017), singer Dale Houston (half of Dale & Grace, 2007), football player Doak Walker (Detroit Lions, 1998), bassist Cliff Burton (Metallica, 1986), actress Clara Bow (The It Girl, 1965), golfer/basketball star Babe Didrikson Zaharias (1956), composer Engelbert Humperdinck (the opera Hansel & Gretel, 1921), Pope Innocent XII (1700), Pope Urban VII (1590), and Ming Dynasty general Pugu Heai'en (765).

The "Huh" That is Pretty Good Stat

22

That's the number of points UNM's defense allowed to Idaho State, and that was the lowest point total of the season for the Bengals.

UNLV allowed 31 points to Idaho State, and Southern Utah allowed 26 points.



2025 Lobo Football Roster Social Media Handles (Instagram & X)

| # | NAME | SOCIALS | # | NAME | SOCIALS |
|----|------------------------|---|----|-----------------------|--|
| 0 | Albert Nunes | Instagram- @toeasytoquit X- @ToEasyToQuit24 | 30 | Keshawn Monroe | Instagram- @juskeshawn X- @Keshawn_8 |
| 1 | Damon Bankston | Instagram- @dbank_ X- @ThatBoy_Bank | 31 | Grant Glasgow | Instagram- @glasgow_grant X- @grant_glasgow |
| 1 | Keyshawn James-Newby | Instagram- @kxynxwby X- @keyshawn_newby | 31 | Landon Williams | Instagram- @04_landon X- @LandonJWilliams |
| 2 | Jack Layne | Instagram- @jacklayne02 X- @JackLayne18 | 33 | Randolph Kpai | Instagram- @randolph_kpai X- @d_kpai |
| 2 | Abraham Williams | Instagram- @ffflash_ X- @abrahamw44 | 35 | Charles Steinkamp | Instagram- @charles_steinkamp X- @CSteinkamp35 |
| 3 | Gabriel Motschenbacher | Instagram- @gmotschenbacher X- @gmotsch13 | 35 | Victor Villafuerte | Instagram- @victor_villafuerte X- @vvillafuerte |
| 3 | David Murphy | Instagram- @dmurphyii X- @DavidMurphy_3 | 39 | Christian Munguia | Instagram- @christiann.munguia X- @cmunguia_ |
| 4 | Jayden Sheridan | Instagram- @jaysher.4 X- @Jayyden4x | 39 | Keith Reddix | Instagram- @keith.reddix X- @KDredx_32 |
| 5 | Isaiah Blair | Instagram- @isaiahblair X- @1isaiahb | 45 | Brett Karhu | Instagram- @brettkarhu X- @brettkarhu |
| 5 | Frankie Edwards III | Instagram- @yunofrank X- @E3ANGELO | 46 | Jake DeVos | Instagram- @jake.devos X- @JakeDeVos2025 |
| 6 | Jaxton Eck | Instagram- @jaxtonjay X- @jaxtonjay | 47 | Trey Dubuc | Instagram- @treydubuc X- @treydubuc67 |
| 6 | Keagan Johnson | Instagram- @keaganj X- @_keaganj | 48 | John Sierra | Instagram- @_johnsierra X- @johnsierra2024 |
| 7 | Tavian Combs | Instagram- @_taviancombs X- @TavianCombs | 49 | Caden Beck | Instagram- @caden_beck32 X- @CadenBeck_ |
| 7 | Dorian Thomas | Instagram- @dorian.thomas5 X- @DThomas19 | 50 | Isaiah Sillemmon | Instagram- @zaesillemon X- @Isillemon03 |
| 8 | Dashaun Buchanan | Instagram- @dayday2buchanan X- @DashaunBuchana8 | 51 | Malik Aliane | Instagram- @jvst_leek X- @malik_aliane |
| 8 | Clint Stephens | Instagram- @clintstephens_ X- @ClintStephens_ | 52 | RJ Adams | Instagram- @rjadams_53 X- @excluseivejaayy |
| 9 | Kader Diop | Instagram- @kdot612 X- @KDiop612 | 53 | Carlos Barela | Instagram- @carlosb_53_ X- @Carlos_Barela94 |
| 9 | Gabriel Lopez | Instagram- @_gabriellopez_44 X- @Lopez5412_Lopez | 54 | Hunter Haemker | Instagram- @hunter_haemker X- @hunter_haemker |
| 10 | D.J. McKinney | Instagram- @deonm6 X- @DeonMacJr1 | 54 | Jojo Matautia | Instagram- @jojo_matautia X- @JojoMatautia |
| 10 | Darren Agu | Instagram- @dee_.therealist X- @agu_darren | 55 | Elvin Harris | Instagram- @e.harris70 X- @liberia_elvin |
| 10 | Evan Wysong | Instagram- @evan.wysong X- @WysongEvan | 55 | Sa'Kylee Woodard | Instagram- @sakylee.woodard X- @SWoodard55 |
| 11 | C.J. Johnson | Instagram- @cj.johnson7 X- @_J_Johnson_7 | 56 | Marko Luera | Instagram- @markoluera58 X- @MarkoLuera |
| 11 | Aiden Valdez | Instagram- @aidenvaldez11 X- @aidenDvaldez11 | 57 | Jonny Shively | Instagram- @jonny_shively X- @jonshively2025 |
| 12 | Jon Johnson | Instagram- @huncho.jayy2x X- @kozy_jay2x | 58 | Jaymar Tasi | Instagram- @jaymartasi X- @saumamao_t |
| 12 | Cole Welliver | Instagram- @cole_welliver X- @ColeWelliver | 59 | Kaden Robnett | Instagram- @kaden_robnett X- @KadenRobnett |
| 13 | Luke Drzewiecki | Instagram- @luke__drzewiecki X- @LukeDrzewiecki13 | 60 | Jubilee Siitia-Tasi | Instagram- @jsiitiati X- @jubileejarviss |
| 13 | Chris Gant, Jr. | Instagram- @chrissgantjr X- @ChrisGantJr13 | 63 | Blake Ryan | Instagram- @blakeryan2025 X- @blakeryan2025 |
| 13 | James Laubstein | Instagram- @james_laubs X- @JamesLaubstein | 66 | Israel "Mook" Mukwiza | Instagram- @reallmook X- @IsraelMukwiza |
| 14 | Melaki Gutierrez | Instagram- @melaki_gutierrez X- @MelakiGutierrez | 68 | Tyler Lawrence | Instagram- @t.law__ X- @T_Law2022 |
| 14 | Shawn Miller | Instagram- @Shawnnmiller X- @ShawnMiller__ | 70 | Mason Jones | Instagram- @masonjones73 X- @masonjones3573 |
| 15 | Toa Fa'avae | Instagram- @toafaavae X- @TFaavae | 71 | Travis Gray | Instagram- @thetravisgray X- @TravisRGray |
| 15 | Xavier Slayton | Instagram- @zay.10x X- @SlaytonXavier | 72 | Nevell Brown | Instagram- @big_.nev X- @nevellbrown |
| 16 | Mercury Swaim | Instagram- @mercury_swaim X- @MercurySwaim | 73 | Jordan Mora | Instagram- @mora_jordan X- @J_Mora73 |
| 17 | Michael Buckley | Instagram- @michaelbuckley1 X- @michaelbuckley | 74 | Marcus Stevens | Instagram- @mostevens505 X- @mostevens1306 |
| 17 | Okiki Olorunfunmi | Instagram- @King_okiki15 X- @King_Okiki15 | 77 | Tevin Shaw | Instagram- @tevoo.2x X- @TevinShaw8 |
| 18 | Zhaiei Smith | Instagram- @_zhaiei X- @zhaiei_smith | 78 | Richard Pearce | Instagram- @richardpearce78 X- @r_pearce77 |
| 18 | Caleb Coleman | Instagram- @calebcoleman16 X- @CalebCTwenty20 | 79 | Trace Edmundson | Instagram- @trace_edmundson79 X- @EdmundsonTrace |
| 19 | Elijah Brody | Instagram- @elijah.brody X- @elijahobrody | 82 | JT Jeter | Instagram- @jeter21jt X- @Jeter21JT |
| 19 | Marcus Vinson | Instagram- @m.v1nson X- @MarcusVinson_ | 83 | KJ Cherry | Instagram- @kj.cherry X- @Offthe_linekj |
| 20 | Darrian Bowers | Instagram- @p6ixrunit_ X- @9o1pnut | 84 | Xavier Van | Instagram- @xaviervan03 X- @XavierVan11 |
| 20 | Ky'Won McCray | Instagram- @way2weezy X- @kywon56 | 85 | Simon Mapa | Instagram- @s.mapa X- @SimonMapa11 |
| 21 | Austin Brawley | Instagram- @austin.brawley X- @BrawleyAustin | 86 | Aldin Bilalbegovic | Instagram- @aldin_bilalbegovic X- @Aldinbilal_ |
| 21 | Deriece Brown | Instagram- @deriece_brown X- @DerieceB | 87 | Miles Johnson | Instagram- @2official.mjay X- @2officialmjay |
| 22 | Scottre Humphrey | Instagram- @scottre_humphrey X- @ScottreHumphrey | 88 | Cade Keith | Instagram- @cade.keith X- @CadeJKeith |
| 22 | Dimitri Johnson | Instagram- @laylow.dimitri X- @DimitriJJohnson | 89 | Jered Rennick | Instagram- @_jered__ X- @JeredRennick |
| 23 | Nick Wheeler | Instagram- @nick.wheelerr X- @nick_wheelerr | 90 | Grey Smith | Instagram- @grey_smith58 X- @GreySmit58 |
| 24 | Azariah "Bear" Levells | Instagram- @bearheem X- @Bearhimself_ | 92 | Brian Booker | Instagram- @kingb00k__ X- @kingbooker2003 |
| 25 | Ty Battle | Instagram- @da.battlee X- @DaBattle7 | 93 | James Bailey | Instagram- @hemibailey_ X- @JamesTamamutu |
| 25 | Drew Speech | Instagram- @drewspeech X- @SpeechDrew | 94 | Jalen McIver | Instagram- @juststop.mac__ X- @McIver_BigMac |
| 25 | D'Sean Martinez | Instagram- @_djzmtz_ X- @_djzmtz_ | 95 | James Marshall V | Instagram- @d1_cinco28 X- @D1_Cinco28 |
| 26 | Rei Iwai | Instagram- @iwiaray X- @ray0iwai | 96 | Daniel Hughes | Instagram- @dhughes__ X- @danielhughes94p |
| 26 | CJ McBean | Instagram- @cjmcb3an X- @cjmcb3an | 97 | Cody Thumlert | Instagram- @cody.thumlert X- @CodyThumlert |
| 27 | Thomas Pettus | Instagram- @23._.thomas X- @ThomasPettus23 | 98 | Max Lantzsch | Instagram- @maxlantzsch X- @MaxLantzsch |
| 28 | Jahmir Torres | Instagram- @1way_jah X- @Jahmirtorres1 | 99 | Jack Burzynski | Instagram- @jack_burzynski X- @BurzynskiJack |
| 29 | Aaron Smith | Instagram- @upnextaaron X- @upnextaaron | | | |



8/30 AT MICHIGAN

9/6 IDAHO STATE

9/12 AT UCLA

9/27 NEW MEXICO STATE



10/3 AT SAN JOSE STATE

10/11 AT BOISE STATE

10/18 NEVADA

10/25 UTAH STATE

11/1 AT UNLV

11/15 COLORADO STATE

11/22 AT AIR FORCE

11/28 SAN DIEGO STATE



#2 Jack Layne

2022

| Date | Opponent | C-A-I | Yds | TD | LG | Rush | Yds | TD | LG |
|----------------------|------------|----------------|------------|----------|--------------|----------|-----------|----------|-----------|
| Sept 3 | at WASH ST | | | | Did Not Play | | | | |
| Sept 10 | at IND | | | | Did Not Play | | | | |
| Sept 17 | DRAKE | 6-8-0 | 113 | 0 | 64 | 1 | 5 | 0 | 5 |
| Sept 24 | at NAU | | | | Did Not Play | | | | |
| Oct 1 | NO COLO | | | | Did Not Play | | | | |
| Oct 15 | at MONT | | | | Did Not Play | | | | |
| Oct 22 | PORT ST | | | | Did Not Play | | | | |
| OCT 29 | at SAC ST | | | | Did Not Play | | | | |
| Nov 5 | EWU | | | | Did Not Play | | | | |
| Nov 12 | UCD | | | | Did Not Play | | | | |
| Nov 19 | at IDST | 18-29-1 | 255 | 1 | 27 | 4 | 11 | 0 | 12 |
| Nov 26 | SELA | 0-0-0 | 0 | 0 | 0 | 0 | 0 | 0 | 0 |
| TOTAL (3 gms) | | 24-37-1 | 368 | 1 | 64 | 5 | 16 | 0 | 12 |

2023

| Date | Opponent | C-A-I | Yds | TD | LG | Rush | Yds | TD | LG |
|----------------------|------------|----------------|------------|----------|--------------|-----------|-----------|----------|-----------|
| Aug 31 | at LAMAR | 1-1-0 | 15 | 1 | 15 | 3 | 18 | 0 | 16 |
| Sept 9 | at NEV | 0-0-0 | 0 | 0 | 0 | 1 | 9 | 0 | 9 |
| Sept 16 | at CAL | | | | Did Not Play | | | | |
| Sept 23 | SAC ST | | | | Did Not Play | | | | |
| Sept 30 | at EWU | | | | Did Not Play | | | | |
| Oct 7 | at CPU | 4-5-0 | 35 | 1 | 26 | 2 | -8 | 0 | 0 |
| Oct 14 | MONT | | | | Did Not Play | | | | |
| Oct 28 | MONT ST | 0-0-0 | 0 | 0 | 0 | 0 | 0 | 0 | 0 |
| Nov 4 | at NO COLO | | | | Did Not Play | | | | |
| Nov 11 | at WEB ST | 0-0-0 | 0 | 0 | 0 | 0 | 0 | 0 | 0 |
| Nov 18 | IDST | 20-26-0 | 275 | 6 | 49 | 9 | 33 | 0 | 12 |
| Dec 2 | SIU | 0-0-0 | 0 | 0 | 0 | 0 | 0 | 0 | 0 |
| Dec 9 | ALB | 0-0-0 | 0 | 0 | 0 | 0 | 0 | 0 | 0 |
| TOTAL (8 gms) | | 25-32-0 | 325 | 8 | 49 | 15 | 52 | 0 | 16 |

2024

| Date | Opponent | C-A-I | Yds | TD | LG | Rush | Yds | TD | LG |
|----------------------|------------|------------------|-------------|-----------|--------------|-----------|-----------|----------|-----------|
| Aug 31 | at OREGON | 11-25-1 | 168 | 1 | 36 | 8 | -9 | 1 | 6 |
| Sept 7 | at WYO | | | | Did Not Play | | | | |
| Sept 14 | ALB | | | | Did Not Play | | | | |
| Sept 21 | at ACU | | | | Did Not Play | | | | |
| Sept 28 | at UCD | | | | Did Not Play | | | | |
| Oct 5 | NAU | | | | Did Not Play | | | | |
| Oct 12 | at MSU | | | | Did Not Play | | | | |
| Oct 19 | CPU | | | | Did Not Play | | | | |
| Oct 26 | EWU | 17-28-1 | 235 | 2 | 35 | 3 | 7 | 0 | 7 |
| Nov 9 | at PORT ST | 0-0-0 | 0 | 0 | 0 | 0 | 0 | 0 | 0 |
| Nov 16 | WEB ST | 18-27-1 | 283 | 3 | 74 | 3 | 22 | 0 | 11 |
| Nov 23 | at IDST | 18-23-0 | 229 | 3 | 41 | 6 | 6 | 0 | 8 |
| Dec 7 | LEHIGH | 16-22-0 | 318 | 3 | 62 | 3 | 8 | 0 | 8 |
| Dec 14 | at MSU | 20-30-1 | 239 | 2 | 55 | 2 | -11 | 0 | 0 |
| TOTAL (7 gms) | | 100-155-4 | 1472 | 14 | 74 | 25 | 23 | 1 | 11 |

2025

| Date | Opponent | C-A-I | Yds | TD | LG | Rush | Yds | TD | LG |
|-------------------------|----------|------------------|-------------|-----------|-----------|-----------|-----------|----------|-----------|
| Aug 30 | MICH | 31-47-3 | 208 | 1 | 25 | 5 | -12 | 0 | 10 |
| Sept 6 | IDST | 13-21-0 | 155 | 0 | 55 | 5 | 4 | 1 | 9 |
| Sept 12 | at UCLA | 12-16-0 | 152 | 2 | 43 | 2 | 2 | 0 | 2 |
| Sept 27 | NMSU | | | | | | | | |
| Oct 3 | at SJSU | | | | | | | | |
| Oct 11 | at BSU | | | | | | | | |
| Oct 18 | NEV | | | | | | | | |
| Oct 25 | USU | | | | | | | | |
| Nov 1 | at UNLV | | | | | | | | |
| Nov 15 | CSU | | | | | | | | |
| Nov 22 | at AFA | | | | | | | | |
| Nov 28 | SDSU | | | | | | | | |
| TOTAL | | 56-84-3 | 515 | 3 | 55 | 12 | -6 | 1 | 10 |
| IDAHO (18 gms) | | 149-224-5 | 2165 | 23 | 74 | 45 | 91 | 1 | 16 |
| OVERALL (21 gms) | | 205-309-8 | 2680 | 25 | 74 | 52 | 97 | 2 | 16 |

#12 - Cole Welliver

2024

| Date | Opponent | C-A-I | Yds | TD | LG | Rush | Yds | TD | LG |
|---------------------|-----------|--------------|-----------|----------|--------------|----------|----------|----------|----------|
| Aug 31 | at MD | | | | Did Not Play | | | | |
| Sept 7 | MERRIMACK | 2-4-0 | 10 | 0 | 9 | 0 | 0 | 0 | 0 |
| Sept 14 | at DUKE | | | | Did Not Play | | | | |
| Sept 21 | FAU | | | | Did Not Play | | | | |
| Sept 28 | BUFF | | | | Did Not Play | | | | |
| Oct 5 | TEMP | | | | Did Not Play | | | | |
| Oct 19 | WF | | | | Did Not Play | | | | |
| Oct 26 | RICE | | | | Did Not Play | | | | |
| Nov 2 | GAST | | | | Did Not Play | | | | |
| Nov 9 | at UAB | | | | Did Not Play | | | | |
| Nov 23 | at SYR | | | | Did Not Play | | | | |
| Nov 30 | at UMASS | | | | Did Not Play | | | | |
| Dec 28 | vs. UNC | | | | Did Not Play | | | | |
| TOTAL (1 gm) | | 2-4-0 | 10 | 0 | 9 | 0 | 0 | 0 | 0 |

2025

| Date | Opponent | C-A-I | Yds | TD | LG | Rush | Yds | TD | LG |
|-----------------------|----------|--------------|-----------|----------|--------------|----------|----------|----------|----------|
| Aug 30 | MICH | | | | Did Not Play | | | | |
| Sept 6 | IDST | | | | Did Not Play | | | | |
| Sept 12 | at UCLA | | | | Did Not Play | | | | |
| Sept 27 | NMSU | | | | | | | | |
| Oct 3 | at SJSU | | | | | | | | |
| Oct 11 | at BSU | | | | | | | | |
| Oct 18 | NEV | | | | | | | | |
| Oct 25 | USU | | | | | | | | |
| Nov 1 | at UNLV | | | | | | | | |
| Nov 15 | CSU | | | | | | | | |
| Nov 22 | at AFA | | | | | | | | |
| Nov 28 | SDSU | | | | | | | | |
| TOTAL | | 0-0-0 | 0 | 0 | 0 | 0 | 0 | 0 | 0 |
| UCONN (1 gm) | | 2-4-0 | 10 | 0 | 9 | 0 | 0 | 0 | 0 |
| OVERALL (1 gm) | | 2-4-0 | 10 | 0 | 9 | 0 | 0 | 0 | 0 |

#13 - James Laubstein

2024

| Date | Opponent | C-A-I | Yds | TD | LG | Rush | Yds | TD | LG |
|----------------------|----------|--------------|----------|----------|--------------|----------|----------|----------|----------|
| Aug 24 | MSU | | | | Did Not Play | | | | |
| Aug 31 | at AZ | | | | Did Not Play | | | | |
| Sept 14 | at AUB | | | | Did Not Play | | | | |
| Sept 21 | FS | 0-0-0 | 0 | 0 | 0 | 0 | 0 | 0 | 0 |
| Sept 28 | at NMSU | | | | Did Not Play | | | | |
| Oct 12 | AFA | | | | Did Not Play | | | | |
| Oct 19 | at USU | | | | Did Not Play | | | | |
| Oct 26 | at CSU | | | | Did Not Play | | | | |
| Nov 2 | WYO | | | | Did Not Play | | | | |
| Nov 9 | at SDSU | | | | Did Not Play | | | | |
| Nov 16 | WSU | 0-0-0 | 0 | 0 | 0 | 0 | 0 | 0 | 0 |
| Nov 30 | at HAW | 0-0-0 | 0 | 0 | 0 | 0 | 0 | 0 | 0 |
| TOTAL (3 gms) | | 0-0-0 | 0 | 0 | 0 | 0 | 0 | 0 | 0 |

2025

| Date | Opponent | C-A-I | Yds | TD | LG | Rush | Yds | TD | LG |
|------------------------|----------|--------------|----------|----------|--------------|----------|----------|----------|----------|
| Aug 30 | MICH | 0-0-0 | 0 | 0 | 0 | 4 | 2 | 0 | 4 |
| Sept 6 | IDST | | | | Did Not Play | | | | |
| Sept 12 | at UCLA | 0-0-0 | 0 | 0 | 0 | 1 | 3 | 0 | 3 |
| Sept 27 | NMSU | | | | | | | | |
| Oct 3 | at SJSU | | | | | | | | |
| Oct 11 | at BSU | | | | | | | | |
| Oct 18 | NEV | | | | | | | | |
| Oct 25 | USU | | | | | | | | |
| Nov 1 | at UNLV | | | | | | | | |
| Nov 15 | CSU | | | | | | | | |
| Nov 22 | at AFA | | | | | | | | |
| Nov 28 | SDSU | | | | | | | | |
| TOTAL | | 0-0-0 | 0 | 0 | 0 | 5 | 5 | 0 | 4 |
| OVERALL (5 gms) | | 0-0-0 | 0 | 0 | 0 | 5 | 5 | 0 | 4 |



#1 - Damon Bankston

2021 (Weber State)

| Date | Opponent | Rush | Yds | TD | LG | Rec | Yds | TD | LG |
|-----------------------|-------------|-----------|------------|----------|--------------|-----------|------------|----------|-----------|
| Sept 2 | at Utah | | | | Did Not Play | | | | |
| Sept 11 | at DIXIE ST | 7 | 51 | 2 | 21 | 3 | 33 | 0 | 31 |
| Sept 18 | JMU | 1 | 3 | 0 | 3 | 1 | 3 | 0 | 3 |
| Sept 25 | UCD | 0 | 0 | 0 | 0 | 0 | 0 | 0 | 0 |
| Oct 2 | at CP | 3 | 6 | 0 | 2 | 0 | 0 | 0 | 0 |
| Oct 15 | MSU | 1 | 2 | 0 | 2 | 0 | 0 | 0 | 0 |
| Oct 23 | at EWU | 2 | 9 | 0 | 5 | 0 | 0 | 0 | 0 |
| Oct 30 | at IDST | 2 | 15 | 0 | 10 | 1 | 15 | 0 | 15 |
| Nov 6 | PORT ST | 2 | -1 | 0 | 4 | 4 | 53 | 0 | 34 |
| Nov 13 | at SUU | 6 | 37 | 1 | 27 | 1 | 14 | 0 | 14 |
| Nov 20 | at NO COLO | 1 | 1 | 0 | 1 | 2 | 5 | 0 | 5 |
| TOTAL (10 gms) | | 25 | 123 | 3 | 27 | 12 | 123 | 0 | 34 |

2022 (Weber State)

| Date | Opponent | Rush | Yds | TD | LG | Rec | Yds | TD | LG |
|-----------------------|------------|------------|------------|----------|--------------|----------|-----------|----------|-----------|
| Sept 1 | WOU | 10 | 42 | 1 | 20 | 0 | 0 | 0 | 0 |
| Sept 10 | at USU | 18 | 53 | 0 | 25 | 0 | 0 | 0 | 0 |
| Sept 17 | UT TECH | 15 | 161 | 1 | 29 | 2 | 8 | 0 | 5 |
| Sept 24 | at UCD | 2 | -2 | 0 | 0 | 0 | 0 | 0 | 0 |
| Oct 8 | EWU | 14 | 94 | 1 | 22 | 1 | 12 | 0 | 12 |
| Oct 15 | at PORT ST | 9 | 40 | 1 | 23 | 0 | 0 | 0 | 0 |
| Oct 22 | at MONT ST | 9 | 34 | 1 | 8 | 2 | 13 | 0 | 8 |
| Oct 29 | MONT | 9 | 79 | 1 | 47 | 0 | 0 | 0 | 0 |
| Nov 5 | SAC ST | | | | Did Not Play | | | | |
| Nov 12 | IDST | 8 | 38 | 1 | 17 | 0 | 0 | 0 | 0 |
| Nov 19 | at NAU | 11 | 32 | 0 | 14 | 1 | 3 | 0 | 3 |
| Nov 26 | UND | 15 | 122 | 1 | 39 | 0 | 0 | 0 | 0 |
| Dec 3 | at MSU | 6 | 16 | 0 | 4 | 0 | 0 | 0 | 0 |
| TOTAL (12 gms) | | 126 | 709 | 8 | 47 | 6 | 36 | 0 | 12 |

2023 (Weber State)

| Date | Opponent | Rush | Yds | TD | LG | Rec | Yds | TD | LG |
|----------------------|------------|-----------|------------|----------|--------------|----------|-----------|----------|----------|
| Aug 31 | CWU | 13 | 119 | 2 | 66 | 3 | 18 | 0 | 8 |
| Sept 9 | at UNI | 22 | 144 | 3 | 58 | 2 | 13 | 0 | 7 |
| Sept 16 | at UTAH | 8 | 59 | 0 | 47 | 0 | 0 | 0 | 0 |
| Sept 23 | MONT ST | 14 | 36 | 0 | 10 | 0 | 0 | 0 | 0 |
| Sept 30 | at NO COLO | 7 | 30 | 0 | 14 | 0 | 0 | 0 | 0 |
| Oct 7 | NAU | | | | Did Not Play | | | | |
| Oct 14 | UCD | | | | Did Not Play | | | | |
| Oct 21 | at EWU | | | | Did Not Play | | | | |
| Nov 4 | IDST | | | | Did Not Play | | | | |
| Nov 11 | at IDAHO | | | | Did Not Play | | | | |
| Nov 18 | at CP | | | | Did Not Play | | | | |
| TOTAL (5 gms) | | 64 | 388 | 5 | 66 | 5 | 31 | 0 | 8 |

2024 (Weber State)

| Date | Opponent | Rush | Yds | TD | LG | Rec | Yds | TD | LG |
|-----------------------|-----------|------------|-------------|----------|--------------|-----------|------------|----------|-----------|
| Aug 31 | at WASH | 16 | 105 | 0 | 35 | 0 | 0 | 0 | 0 |
| Sept 7 | PORT ST | 15 | 133 | 2 | 75 | 0 | 0 | 0 | 0 |
| Sept 14 | at LAMAR | 23 | 83 | 0 | 9 | 0 | 0 | 0 | 0 |
| Sept 21 | at NW ST | 10 | 56 | 1 | 17 | 2 | 59 | 0 | 48 |
| Sept 28 | MCNEESE | 21 | 140 | 2 | 44 | 1 | 4 | 0 | 4 |
| Oct 5 | at MONT | 17 | 67 | 0 | 12 | 3 | 31 | 1 | 20 |
| Oct 12 | NO COLO | 16 | 108 | 0 | 19 | 0 | 0 | 0 | 0 |
| Oct 19 | at SAC ST | 25 | 234 | 1 | 54 | 1 | 18 | 0 | 18 |
| Nov 2 | at NAU | 16 | 96 | 0 | 50 | 1 | 7 | 0 | 7 |
| Nov 9 | IDST | 7 | 28 | 0 | 8 | 1 | 11 | 0 | 11 |
| Nov 16 | at IDAHO | 11 | 54 | 0 | 14 | 2 | 12 | 0 | 7 |
| Nov 23 | CP | | | | Did Not Play | | | | |
| TOTAL (11 gms) | | 177 | 1104 | 6 | 75 | 11 | 142 | 1 | 48 |

2025

| Date | Opponent | Rush | Yds | TD | LG | Rec | Yds | TD | LG |
|-----------------------------|----------|------------|-------------|-----------|-----------|-----------|------------|----------|-----------|
| Aug 30 | MICH | 4 | 18 | 0 | 11 | 4 | 21 | 0 | 7 |
| Sept 6 | IDST | 6 | 28 | 1 | 18 | 1 | 55 | 0 | 55 |
| Sept 12 | at UCLA | 15 | 154 | 1 | 54 | 3 | 49 | 1 | 43 |
| Sept 27 | NMSU | | | | | | | | |
| Oct 3 | at SISU | | | | | | | | |
| Oct 11 | at BSU | | | | | | | | |
| Oct 18 | NEV | | | | | | | | |
| Oct 25 | USU | | | | | | | | |
| Nov 1 | at UNLV | | | | | | | | |
| Nov 15 | CSU | | | | | | | | |
| Nov 22 | at AFA | | | | | | | | |
| Nov 28 | SDSU | | | | | | | | |
| TOTAL | | 25 | 200 | 2 | 54 | 8 | 125 | 1 | 55 |
| WEBER STATE (38 gms) | | 392 | 2324 | 22 | 75 | 34 | 332 | 1 | 48 |
| OVERALL (41 gms) | | 416 | 2525 | 24 | 75 | 42 | 457 | 2 | 55 |

#8 Deshaun Buchanan

2023 (Idaho)

| Date | Opponent | Rush | Yds | TD | LG | Rec | Yds | TD | LG |
|---------------------|-------------|----------|----------|----------|--------------|----------|----------|----------|----------|
| Aug 31 | at LAMAR | | | | Did Not Play | | | | |
| Sept 9 | at NEV | | | | Did Not Play | | | | |
| Sept 16 | at CAL | | | | Did Not Play | | | | |
| Sept 23 | SAC ST | | | | Did Not Play | | | | |
| Sept 30 | at EWU | | | | Did Not Play | | | | |
| Oct 7 | at CP | | | | Did Not Play | | | | |
| Oct 14 | MONT | 0 | 0 | 0 | 0 | 0 | 0 | 0 | 0 |
| Oct 28 | MONT ST | | | | Did Not Play | | | | |
| Nov 4 | at NO COLO | | | | Did Not Play | | | | |
| Nov 11 | at WEBER ST | | | | Did Not Play | | | | |
| Nov 18 | IDST | | | | Did Not Play | | | | |
| Dec 2 | SIU | | | | Did Not Play | | | | |
| Dec 9 | ALBANY | | | | Did Not Play | | | | |
| TOTAL (1 gm) | | 0 | 0 | 0 | 0 | 0 | 0 | 0 | 0 |

2024

| Date | Opponent | Rush | Yds | TD | LG | Rec | Yds | TD | LG |
|----------------------|------------|-----------|------------|----------|--------------|----------|-----------|----------|-----------|
| Aug 31 | at OREGON | 0 | 0 | 0 | 0 | 0 | 0 | 0 | 0 |
| Sept 7 | at WYO | | | | Did Not Play | | | | |
| Sept 14 | ALBANY | 4 | 18 | 0 | 8 | 0 | 0 | 0 | 0 |
| Sept 21 | at ACU | | | | Did Not Play | | | | |
| Sept 28 | at UCD | | | | Did Not Play | | | | |
| Oct 5 | NAU | | | | Did Not Play | | | | |
| Oct 12 | at MONT ST | 9 | 49 | 0 | 15 | 1 | 9 | 1 | 9 |
| Oct 19 | CP | 7 | 24 | 0 | 8 | 0 | 0 | 0 | 0 |
| Oct 26 | EWU | 8 | 116 | 2 | 72 | 1 | 5 | 0 | 5 |
| Nov 9 | at PORT ST | 22 | 212 | 2 | 36 | 1 | 7 | 0 | 7 |
| Nov 16 | WEBER ST4 | 11 | 0 | 5 | 1 | 17 | 0 | 17 | |
| Nov 23 | at IDST | | | | Did Not Play | | | | |
| Dec 7 | LEHIGH | 15 | 42 | 1 | 10 | 1 | 21 | 0 | 21 |
| Dec 13 | at MONT ST | 10 | 95 | 0 | 45 | 3 | 0 | 0 | 3 |
| TOTAL (9 gms) | | 79 | 567 | 5 | 72 | 8 | 59 | 1 | 21 |

2025

| Date | Opponent | Rush | Yds | TD | LG | Rec | Yds | TD | LG |
|-------------------------------|----------|-----------|------------|----------|-----------|-----------|-----------|----------|-----------|
| Aug 30 | MICH | 1 | 1 | 0 | 1 | 3 | 17 | 0 | 7 |
| Sept 6 | IDST | 1 | 2 | 0 | 2 | 0 | 0 | 0 | 0 |
| Sept 12 | at UCLA | 1 | 2 | 0 | 2 | 1 | 5 | 0 | 5 |
| Sept 27 | NMSU | | | | | | | | |
| Oct 3 | at SISU | | | | | | | | |
| Oct 11 | at BSU | | | | | | | | |
| Oct 18 | NEV | | | | | | | | |
| Oct 25 | USU | | | | | | | | |
| Nov 1 | at UNLV | | | | | | | | |
| Nov 15 | CSU | | | | | | | | |
| Nov 22 | at AFA | | | | | | | | |
| Nov 28 | SDSU | | | | | | | | |
| TOTAL | | 3 | 5 | 0 | 2 | 4 | 22 | 0 | 7 |
| IDAHO TOTAL (10 gms) | | 79 | 567 | 5 | 72 | 8 | 59 | 1 | 21 |
| OVERALL TOTAL (13 gms) | | 82 | 572 | 5 | 72 | 12 | 81 | 1 | 21 |

#10 D.J. McKinney

2024 (Sam Houston State)

| Date | Opponent | Rush | Yds | TD | LG | Rec | Yds | TD | LG |
|-----------------------|------------|-----------|------------|----------|--------------|-----------|-----------|----------|-----------|
| Aug 31 | at RICE | 6 | 31 | 0 | 15 | 0 | 0 | 0 | 0 |
| Sept 7 | at UCF | 7 | 22 | 0 | 5 | 0 | 0 | 0 | 0 |
| Sept 14 | HAW | 11 | 44 | 0 | 9 | 0 | 0 | 0 | 0 |
| Sept 21 | NMSU | 10 | 58 | 0 | 16 | 0 | 0 | 0 | 0 |
| Sept 28 | vs. TX ST | 9 | 55 | 0 | 28 | 2 | 22 | 0 | 16 |
| Oct 3 | at UTEP | 14 | 138 | 2 | 59 | 3 | 28 | 0 | 12 |
| Oct 16 | WKU | 10 | 45 | 0 | 9 | 2 | 17 | 0 | 12 |
| Oct 22 | at FIU | 12 | 29 | 1 | 8 | 2 | 6 | 0 | 5 |
| Oct 29 | LA TECH | 3 | 9 | 0 | 6 | 0 | 0 | 0 | 0 |
| Nov 16 | at KENN ST | 8 | 27 | 0 | 10 | 2 | 6 | 0 | 3 |
| Nov 23 | at JAX ST | 5 | 21 | 0 | 6 | 0 | 0 | 0 | 0 |
| Nov 29 | LIB | | | | Did Not Play | | | | |
| Dec 19 | vs. GA SO | 2 | 2 | 0 | 2 | 1 | 20 | 0 | 20 |
| TOTAL (12 gms) | | 97 | 481 | 3 | 59 | 12 | 99 | 0 | 20 |

2025

| Date | Opponent | Rush | Yds | TD | LG | Rec | Yds | TD | LG |
|---------------------------------|----------|------------|------------|----------|-----------|-----------|------------|----------|-----------|
| Aug 30 | MICH | 2 | 5 | 0 | 3 | 1 | 1 | 0 | 1 |
| Sept 6 | IDST | 7 | 45 | 0 | 17 | 1 | 7 | 0 | 7 |
| Sept 12 | at UCLA | 21 | 89 | 0 | 11 | 1 | 20 | 0 | 20 |
| Sept 27 | NMSU | | | | | | | | |
| Oct 3 | at SISU | | | | | | | | |
| Oct 11 | at BSU | | | | | | | | |
| Oct 18 | NEV | | | | | | | | |
| Oct 25 | USU | | | | | | | | |
| Nov 1 | at UNLV | | | | | | | | |
| Nov 15 | CSU | | | | | | | | |
| Nov 22 | at AFA | | | | | | | | |
| Nov 28 | SDSU | | | | | | | | |
| TOTAL | | 30 | 139 | 0 | 17 | 3 | 28 | 0 | 20 |
| SAM HOUSTON ST. (12 gms) | | 97 | 481 | 3 | 59 | 12 | 99 | 0 | 20 |
| OVERALL (15 gms) | | 127 | 620 | 3 | 59 | 15 | 127 | 0 | 20 |

#22 Scottre Humphrey

2023 (Montana State)

| Date | Opponent | Rush | Yds | TD | LG | Rec | Yds | TD | LG |
|----------------------|--------------|-----------|------------|----------|--------------|----------|------------|----------|-----------|
| Sept 2 | UT TECH | 14 | 114 | 3 | 47 | 0 | 0 | 0 | 0 |
| Sept 9 | at SO DAK ST | 1 | 2 | 0 | 2 | 0 | 0 | 0 | 0 |
| Sept 16 | STETSON | 7 | 53 | 3 | 15 | 0 | 0 | 0 | 0 |
| Sept 23 | at WEBER ST | 1 | 0 | 0 | 0 | 0 | 0 | 0 | 0 |
| Sept 30 | PORT ST | | | | Did Not Play | | | | |
| Oct 14 | at CP | | | | Did Not Play | | | | |
| Oct 21 | at SAC ST | 3 | 12 | 0 | 4 | 0 | 0 | 0 | 0 |
| Oct 28 | at IDAHO | | | | Did Not Play | | | | |
| Nov 4 | NAU | 10 | 80 | 1 | 45 | 0 | 0 | 0 | 0 |
| Nov 11 | EWU | 3 | 84 | 0 | 74 | 1 | 63 | 1 | 63 |
| Nov 18 | at MONT | 5 | 11 | 0 | 9 | 0 | 0 | 0 | 0 |
| Dec 2 | NDSU | 11 | 85 | 1 | 25 | 3 | 41 | 0 | 26 |
| TOTAL (9 gms) | | 55 | 441 | 8 | 74 | 4 | 104 | 1 | 63 |

2024

| Date | Opponent | Rush | Yds | TD | LG | Rec | Yds | TD | LG |
|--------|----------|------|-----|----|----|-----|-----|----|----|
| Aug 24 | at UNM | 19 | 140 | 1 | 34 | 0 | 0 | 0 | 0 |



#0 Zhaiel Smith

2025

| Date | Opponent | Rush | Yds | TD | LG | Rec | Yds | TD | LG |
|----------------|----------|------|-----|----|----|-----|-----|----|----|
| Aug 30 | MICH | 0 | 0 | 0 | 0 | 1 | 9 | 0 | 9 |
| Sept 6 | IDST | 1 | -2 | 0 | 0 | 2 | 17 | 0 | 11 |
| Sept 12 | at UCLA | 0 | 0 | 0 | 0 | 1 | 15 | 0 | 15 |
| Sept 27 | NMSU | | | | | | | | |
| Oct 3 | at SJSU | | | | | | | | |
| Oct 11 | at BSU | | | | | | | | |
| Oct 18 | NEV | | | | | | | | |
| Oct 25 | USU | | | | | | | | |
| Nov 1 | at UNLV | | | | | | | | |
| Nov 15 | CSU | | | | | | | | |
| Nov 22 | at AFA | | | | | | | | |
| Nov 28 | SDSU | | | | | | | | |
| TOTAL | | 1 | -2 | 0 | 0 | 4 | 41 | 0 | 15 |
| CAREER (3 gms) | | 1 | -2 | 0 | 0 | 4 | 41 | 0 | 15 |

#5 Isaiah Blair

2025

| Date | Opponent | Rush | Yds | TD | LG | Rec | Yds | TD | LG |
|----------------|----------|------|-----|----|----|--------------|-----|----|----|
| Aug 30 | MICH | | | | | Did Not Play | | | |
| Sept 6 | IDST | | | | | Did Not Play | | | |
| Sept 12 | at UCLA | | | | | Did Not Play | | | |
| Sept 27 | NMSU | | | | | | | | |
| Oct 3 | at SJSU | | | | | | | | |
| Oct 11 | at BSU | | | | | | | | |
| Oct 18 | NEV | | | | | | | | |
| Oct 25 | USU | | | | | | | | |
| Nov 1 | at UNLV | | | | | | | | |
| Nov 15 | CSU | | | | | | | | |
| Nov 22 | at AFA | | | | | | | | |
| Nov 28 | SDSU | | | | | | | | |
| TOTAL | | 0 | 0 | 0 | 0 | 0 | 0 | 0 | 0 |
| CAREER (0 gms) | | 0 | 0 | 0 | 0 | 0 | 0 | 0 | 0 |

#6 Keagan Johnson

2021 (Iowa)

| Date | Opponent | Rush | Yds | TD | LG | Rec | Yds | TD | LG |
|----------------|--------------|------|-----|----|----|--------------|-----|----|----|
| Sept 4 | IND | 0 | 0 | 0 | 0 | 0 | 0 | 0 | 0 |
| Sept 11 | at IOWA ST | 0 | 0 | 0 | 0 | 0 | 0 | 0 | 0 |
| Sept 18 | KENT ST | 0 | 0 | 0 | 0 | 0 | 0 | 0 | 0 |
| Sept 25 | COLO ST | 0 | 0 | 0 | 0 | 2 | 92 | 1 | 49 |
| Oct 1 | at MARYLAND | 0 | 0 | 0 | 0 | 0 | 0 | 0 | 42 |
| Oct 9 | PENN ST | 0 | 0 | 0 | 0 | 2 | 45 | 0 | 38 |
| Oct 16 | PURDUE | 0 | 0 | 0 | 0 | 2 | 50 | 0 | 18 |
| Oct 30 | at WISC | 1 | 12 | 0 | 12 | 2 | 27 | 0 | 26 |
| Nov 6 | at N'WESTERN | 0 | 0 | 0 | 0 | 5 | 68 | 0 | 27 |
| Nov 13 | MINN | 1 | 0 | 0 | 0 | 2 | 34 | 1 | 12 |
| Nov 20 | ILLINOIS | 0 | 0 | 0 | 0 | 1 | 12 | 0 | 11 |
| Nov 26 | at NEB | 1 | -4 | 0 | 0 | 1 | 11 | 0 | 13 |
| Dec 4 | vs MICH | 0 | 0 | 0 | 0 | 1 | 13 | 0 | 0 |
| Jan 1 | vs KENT | | | | | Did Not Play | | | |
| TOTAL (13 gms) | | 3 | 8 | 0 | 12 | 18 | 352 | 2 | 49 |

2022 (Iowa)

| Date | Opponent | Rush | Yds | TD | LG | Rec | Yds | TD | LG |
|---------------|-------------|------|-----|----|----|--------------|-----|----|----|
| Sept 3 | SO DAK ST | | | | | Did Not Play | | | |
| Sept 10 | IOWA ST | | | | | Did Not Play | | | |
| Sept 17 | NEV | 0 | 0 | 0 | 0 | 2 | 11 | 0 | 7 |
| Sept 24 | at RUTGERS | | | | | Did Not Play | | | |
| Oct 1 | MICH | | | | | Did Not Play | | | |
| Oct 8 | at ILLINOIS | | | | | Did Not Play | | | |
| Oct 22 | at OHIO ST | | | | | Did Not Play | | | |
| Oct 29 | N'WESTERN | | | | | Did Not Play | | | |
| Nov 5 | at PURDUE | | | | | Did Not Play | | | |
| Nov 12 | WISC | | | | | Did Not Play | | | |
| Nov 19 | at MINN | | | | | Did Not Play | | | |
| Nov 25 | NEB | 0 | 0 | 0 | 0 | 0 | 0 | 0 | 0 |
| Dec 31 | vs. KENT | | | | | Did Not Play | | | |
| TOTAL (2 gms) | | 0 | 0 | 0 | 0 | 2 | 11 | 0 | 7 |

2023 (Kansas State)

| Date | Opponent | Rush | Yds | TD | LG | Rec | Yds | TD | LG |
|----------------|-----------|------|-----|----|----|--------------|-----|----|----|
| Sept 2 | SEMO | | | | | Did Not Play | | | |
| Sept 9 | TROY | 0 | 0 | 0 | 0 | 3 | 25 | 0 | 17 |
| Sept 16 | at MIZZOU | 1 | 4 | 0 | 4 | 1 | 2 | 0 | 2 |
| Sept 23 | UCF | 0 | 0 | 0 | 0 | 2 | 15 | 0 | 9 |
| Oct 6 | at OK ST | 0 | 0 | 0 | 0 | 2 | 31 | 0 | 20 |
| Oct 14 | at TTU | 1 | 13 | 0 | 13 | 0 | 0 | 0 | 0 |
| Oct 21 | TCU | 2 | 6 | 0 | 6 | 0 | 0 | 0 | 0 |
| Oct 28 | HOUSTON | | | | | Did Not Play | | | |
| Nov 4 | at TEXAS | 1 | 2 | 0 | 2 | 7 | 70 | 1 | 20 |
| Nov 11 | BAYLOR | 1 | 1 | 0 | 1 | 3 | 31 | 0 | 13 |
| Nov 18 | at KANSAS | 0 | 0 | 0 | 0 | 2 | 17 | 1 | 11 |
| Nov 25 | IOWA ST | 1 | 1 | 0 | 1 | 1 | 5 | 0 | 5 |
| Dec 28 | vs. NC ST | 1 | -1 | 0 | 0 | 3 | 31 | 0 | 16 |
| TOTAL (11 gms) | | 8 | 26 | 0 | 13 | 24 | 27 | 2 | 20 |

2024 (Kansas State)

| Date | Opponent | Rush | Yds | TD | LG | Rec | Yds | TD | LG |
|----------------|------------|------|-----|----|----|--------------|-----|----|----|
| Aug 31 | UT MARTIN | 0 | 0 | 0 | 0 | 1 | 6 | 0 | 6 |
| Sept 7 | at TULANE | 1 | 8 | 0 | 8 | 3 | 51 | 0 | 33 |
| Sept 13 | ARIZONA | 0 | 0 | 0 | 0 | 2 | 22 | 0 | 16 |
| Sept 21 | at BYU | 0 | 0 | 0 | 0 | 4 | 30 | 0 | 9 |
| Sept 28 | OK STATE | 0 | 0 | 0 | 0 | 4 | 52 | 0 | 35 |
| Oct 12 | at COLO | 0 | 0 | 0 | 0 | 0 | 0 | 0 | 0 |
| Oct 19 | at WVU | 0 | 0 | 0 | 0 | 3 | 46 | 0 | 18 |
| Oct 26 | KANSAS | 0 | 0 | 0 | 0 | 4 | 57 | 0 | 34 |
| Nov 2 | at HOUSTON | 0 | 0 | 0 | 0 | 6 | 76 | 1 | 26 |
| Nov 16 | AZ ST | | | | | Did Not Play | | | |
| Nov 23 | CINCY | 0 | 0 | 0 | 0 | 0 | 0 | 0 | 0 |
| Nov 30 | at IOWA ST | 0 | 0 | 0 | 0 | 2 | 19 | 0 | 12 |
| Dec 26 | vs. RUT | | | | | Did Not Play | | | |
| TOTAL (11 gms) | | 1 | 8 | 0 | 8 | 29 | 359 | 1 | 35 |

2025

| Date | Opponent | Rush | Yds | TD | LG | Rec | Yds | TD | LG |
|-----------------------|----------|------|-----|----|----|--------------|-----|----|----|
| Aug 30 | MICH | 1 | 4 | 0 | 4 | 7 | 38 | 0 | 14 |
| Sept 6 | IDST | 0 | 0 | 0 | 0 | 1 | 8 | 0 | 8 |
| Sept 12 | at UCLA | | | | | Did Not Play | | | |
| Sept 27 | NMSU | | | | | | | | |
| Oct 3 | at SJSU | | | | | | | | |
| Oct 11 | at BSU | | | | | | | | |
| Oct 18 | NEV | | | | | | | | |
| Oct 25 | USU | | | | | | | | |
| Nov 1 | at UNLV | | | | | | | | |
| Nov 15 | CSU | | | | | | | | |
| Nov 22 | at AFA | | | | | | | | |
| Nov 28 | SDSU | | | | | | | | |
| TOTAL | | 1 | 4 | 0 | 4 | 8 | 46 | 0 | 14 |
| IOWA (15 gms) | | 3 | 8 | 0 | 12 | 20 | 363 | 2 | 49 |
| KANSAS STATE (22 gms) | | 9 | 42 | 0 | 13 | 53 | 586 | 3 | 35 |
| OVERALL (39 gms) | | 13 | 54 | 0 | 13 | 81 | 995 | 5 | 49 |

#9 - Kader Diop

2024

| Date | Opponent | Rush | Yds | TD | LG | Rec | Yds | TD | LG |
|----------------|----------|------|-----|----|----|--------------|-----|----|----|
| Aug 24 | MSU | | | | | Did Not Play | | | |
| Aug 31 | at AZ | | | | | Did Not Play | | | |
| Sept 14 | at AUB | 0 | 0 | 0 | 0 | 0 | 0 | 0 | 0 |
| Sept 21 | FS | 0 | 0 | 0 | 0 | 0 | 0 | 0 | 0 |
| Sept 28 | at NMSU | 0 | 0 | 0 | 0 | 0 | 0 | 0 | 0 |
| Oct 12 | AFA | 0 | 0 | 0 | 0 | 0 | 0 | 0 | 0 |
| Oct 19 | at USU | 0 | 0 | 0 | 0 | 0 | 0 | 0 | 0 |
| Oct 26 | at CSU | 0 | 0 | 0 | 0 | 0 | 0 | 0 | 0 |
| Nov 2 | WYO | 0 | 0 | 0 | 0 | 0 | 0 | 0 | 0 |
| Nov 9 | at SDSU | 0 | 0 | 0 | 0 | 0 | 0 | 0 | 0 |
| Nov 16 | WSU | 0 | 0 | 0 | 0 | 0 | 0 | 0 | 0 |
| Nov 30 | at HAW | 0 | 0 | 0 | 0 | 0 | 0 | 0 | 0 |
| TOTAL (10 gms) | | 0 | 0 | 0 | 0 | 0 | 0 | 0 | 0 |

2025

| Date | Opponent | Rush | Yds | TD | LG | Rec | Yds | TD | LG |
|------------------|----------|------|-----|----|----|--------------|-----|----|----|
| Aug 30 | MICH | | | | | Did Not Play | | | |
| Sept 6 | IDST | | | | | Did Not Play | | | |
| Sept 12 | at UCLA | | | | | Did Not Play | | | |
| Sept 27 | NMSU | | | | | | | | |
| Oct 3 | at SJSU | | | | | | | | |
| Oct 11 | at BSU | | | | | | | | |
| Oct 18 | NEV | | | | | | | | |
| Oct 25 | USU | | | | | | | | |
| Nov 1 | at UNLV | | | | | | | | |
| Nov 15 | CSU | | | | | | | | |
| Nov 22 | at AFA | | | | | | | | |
| Nov 28 | SDSU | | | | | | | | |
| TOTAL | | 0 | 0 | 0 | 0 | 0 | 0 | 0 | 0 |
| OVERALL (10 gms) | | 0 | 0 | 0 | 0 | 0 | 0 | 0 | 0 |

#10 - Evan Wysong

2023

| Date | Opponent | Rush | Yds | TD | LG | Rec | Yds | TD | LG |
|---------------|----------|------|-----|----|----|--------------|-----|----|----|
| Sept 2 | at TAMU | | | | | Did Not Play | | | |
| Sept 9 | TTU | | | | | Did Not Play | | | |
| Sept 16 | NMSU | | | | | Did Not Play | | | |
| Sept 23 | at UMASS | | | | | Did Not Play | | | |
| Sept 30 | at WYO | | | | | Did Not Play | | | |
| Oct 14 | SJSU | | | | | Did Not Play | | | |
| Oct 21 | HAW | | | | | Did Not Play | | | |
| Oct 28 | at NEV | | | | | Did Not Play | | | |
| Nov 4 | UNLV | | | | | Did Not Play | | | |
| Nov 11 | at BSU | | | | | Did Not Play | | | |
| Nov 18 | at FS | | | | | Did Not Play | | | |
| Nov 24 | USU | | | | | Did Not Play | | | |
| TOTAL (0 gms) | | 0 | 0 | 0 | 0 | 0 | 0 | 0 | 0 |

2024

| Date | Opponent | Rush | Yds | TD | LG | Rec | Yds | TD | LG |
|---------------|----------|------|-----|----|----|--------------|-----|----|----|
| Aug 24 | MSU | 0 | 0 | 0 | 0 | 0 | 0 | 0 | 0 |
| Aug 31 | at AZ | 0 | 0 | 0 | 0 | 0 | 0 | 0 | 0 |
| Sept 14 | at AUB | 0 | 0 | 0 | 0 | 0 | 0 | 0 | 0 |
| Sept 21 | FS | 0 | 0 | 0 | 0 | 0 | 0 | 0 | 0 |
| Sept 28 | at NMSU | | | | | Did Not Play | | | |
| Oct 12 | AFA | | | | | Did Not Play | | | |
| Oct 19 | at USU | | | | | Did Not Play | | | |
| Oct 26 | at CSU | | | | | Did Not Play | | | |
| Nov 2 | WYO | | | | | Did Not Play | | | |
| Nov 9 | at SDSU | | | | | Did Not Play | | | |
| Nov 16 | WSU | | | | | Did Not Play | | | |
| Nov 30 | at HAW | | | | | Did Not Play | | | |
| TOTAL (4 gms) | | 0 | 0 | 0 | 0 | 0 | 0 | 0 | 0 |

2025

| Date | Opponent | Rush | Yds | TD | LG | Rec | Yds | TD | LG |
|-----------------|----------|------|-----|----|----|--------------|-----|----|----|
| Aug 30 | MICH | | | | | Did Not Play | | | |
| Sept 6 | IDST | | | | | Did Not Play | | | |
| Sept 12 | at UCLA | | | | | Did Not Play | | | |
| Sept 27 | NMSU | | | | | | | | |
| Oct 3 | at SJSU | | | | | | | | |
| Oct 11 | at BSU | | | | | | | | |
| Oct 18 | NEV | | | | | | | | |
| Oct 25 | USU | | | | | | | | |
| Nov 1 | at UNLV | | | | | | | | |
| Nov 15 | CSU | | | | | | | | |
| Nov 22 | at AFA | | | | | | | | |
| Nov 28 | SDSU | | | | | | | | |
| TOTAL | | 0 | 0 | 0 | 0 | 0 | 0 | 0 | 0 |
| OVERALL (4 gms) | | 0 | 0 | 0 | 0 | 0 | 0 | 0 | 0 |

#14 - Shawn Miller

2023 (Illinois)

| Date | Opponent | Rush | Yds | TD | LG | Rec | Yds | TD | LG |
|---------------|----------|------|-----|----|----|--------------|-----|----|----|
| Sept 2 | TOL | | | | | Did Not Play | | | |
| Sept 8 | at KAN | | | | | Did Not Play | | | |
| Sept 16 | PSU | 0 | 0 | 0 | 0 | 0 | 0 | 0 | 0 |
| Sept 23 | FAU | 0 | 0 | 0 | 0 | 0 | 0 | 0 | 0 |
| Sept 30 | at PUR | 0 | 0 | 0 | 0 | 0 | 0 | 0 | 0 |
| Oct 6 | NEB | | | | | Did Not Play | | | |
| Oct 14 | at MARY | 0 | 0 | 0 | 0 | 0 | 0 | 0 | 0 |
| Oct 21 | WISC | 0 | 0 | 0 | 0 | 0 | 0 | 0 | 0 |
| Nov 4 | at MINN | | | | | Did Not Play | | | |
| Nov 11 | IND | 0 | 0 | 0 | 0 | 0 | 0 | 0 | 0 |
| Nov 18 | at IOWA | | | | | Did Not Play | | | |
| Nov 25 | NW | | | | | Did Not Play | | | |
| TOTAL (6 gms) | | 0 | 0 | 0 | 0 | 0 | 0 | 0 | 0 |



2025

| Date | Opponent | Rush | Yds | TD | LG | Rec | Yds | TD | LG |
|----------------------------|----------|----------|----------|----------|----------|--------------|-----------|----------|-----------|
| Aug 30 | MICH | | | | | Did Not Play | | | |
| Sept 6 | IDST | 0 | 0 | 0 | 0 | 0 | 0 | 0 | 0 |
| Sept 12 | at UCLA | 0 | 0 | 0 | 0 | 1 | 14 | 0 | 14 |
| Sept 27 | NMSU | | | | | | | | |
| Oct 3 | at SJSU | | | | | | | | |
| Oct 11 | at BSU | | | | | | | | |
| Oct 18 | NEV | | | | | | | | |
| Oct 25 | USU | | | | | | | | |
| Nov 1 | at UNLV | | | | | | | | |
| Nov 15 | CSU | | | | | | | | |
| Nov 22 | at AFA | | | | | | | | |
| Nov 28 | SDSU | | | | | | | | |
| TOTAL | | 0 | 0 | 0 | 0 | 1 | 14 | 0 | 14 |
| ILLINOIS (6 gms) | | 0 | 0 | 0 | 0 | 0 | 0 | 0 | 0 |
| NEW MEXICO (14 gms) | | 0 | 0 | 0 | 0 | 2 | 22 | 0 | 14 |
| CAREER (20 gms) | | 0 | 0 | 0 | 0 | 2 | 22 | 0 | 14 |

#17 - Michael Buckley

2021

| Date | Opponent | Rush | Yds | TD | LG | Rec | Yds | TD | LG |
|---------------------|----------|----------|----------|----------|----------|--------------|----------|----------|----------|
| Sept. 2 | HBU | | | | | Did Not Play | | | |
| Sept. 11 | NMSU | | | | | Did Not Play | | | |
| Sept. 18 | at TAMU | | | | | Did Not Play | | | |
| Sept. 25 | at UTEP | | | | | Did Not Play | | | |
| Oct. 2 | AFA | | | | | Did Not Play | | | |
| Oct. 9 | at SDSU | | | | | Did Not Play | | | |
| Oct. 16 | CSU | | | | | Did Not Play | | | |
| Oct. 23 | at WYO | | | | | Did Not Play | | | |
| Nov. 6 | UNLV | | | | | Did Not Play | | | |
| Nov. 13 | at FS | | | | | Did Not Play | | | |
| Nov. 20 | at BSU | | | | | Did Not Play | | | |
| Nov. 26 | USU | 0 | 0 | 0 | 0 | 0 | 0 | 0 | 0 |
| TOTAL (1 gm) | | 0 | 0 | 0 | 0 | 0 | 0 | 0 | 0 |

2022

| Date | Opponent | Rush | Yds | TD | LG | Rec | Yds | TD | LG |
|----------------------|----------|----------|----------|----------|----------|--------------|----------|----------|----------|
| Sept. 3 | MAINE | | | | | Did Not Play | | | |
| Sept 9 | BSU | | | | | Did Not Play | | | |
| Sept 17 | UTEP | | | | | Did Not Play | | | |
| Sept 24 | at LSU | | | | | Did Not Play | | | |
| Sept 30 | at UNLV | | | | | Did Not Play | | | |
| Oct 8 | WYO | | | | | Did Not Play | | | |
| Oct 15 | at NMSU | | | | | Did Not Play | | | |
| Oct 22 | FS | | | | | Did Not Play | | | |
| Nov 5 | at USU | | | | | Did Not Play | | | |
| Nov 12 | at AFA | | | | | Did Not Play | | | |
| Nov 18 | SDSU | | | | | Did Not Play | | | |
| Nov 25 | at CSU | | | | | Did Not Play | | | |
| TOTAL (0 gms) | | 0 | 0 | 0 | 0 | 0 | 0 | 0 | 0 |

2023

| Date | Opponent | Rush | Yds | TD | LG | Rec | Yds | TD | LG |
|----------------------|----------|----------|----------|----------|----------|--------------|----------|----------|----------|
| Sept 2 | at TAMU | | | | | Did Not Play | | | |
| Sept 9 | TTU | | | | | Did Not Play | | | |
| Sept 16 | NMSU | | | | | Did Not Play | | | |
| Sept 23 | at UMASS | | | | | Did Not Play | | | |
| Sept 30 | at WYO | | | | | Did Not Play | | | |
| Oct 14 | SJSU | | | | | Did Not Play | | | |
| Oct 21 | HAW | | | | | Did Not Play | | | |
| Oct 28 | at NEV | | | | | Did Not Play | | | |
| Nov 4 | UNLV | | | | | Did Not Play | | | |
| Nov 11 | at BSU | | | | | Did Not Play | | | |
| Nov 18 | at FS | | | | | Did Not Play | | | |
| Nov 24 | USU | | | | | Did Not Play | | | |
| TOTAL (0 gms) | | 0 | 0 | 0 | 0 | 0 | 0 | 0 | 0 |

2024

| Date | Opponent | Rush | Yds | TD | LG | Rec | Yds | TD | LG |
|-----------------------|----------|----------|----------|----------|----------|----------|------------|----------|-----------|
| Aug 24 | MSU | 0 | 0 | 0 | 0 | 0 | 0 | 0 | 0 |
| Aug 31 | at AZ | 0 | 0 | 0 | 0 | 0 | 0 | 0 | 0 |
| Sept 14 | at AUB | 0 | 0 | 0 | 0 | 0 | 0 | 0 | 0 |
| Sept 21 | FS | 0 | 0 | 0 | 0 | 0 | 0 | 0 | 0 |
| Sept 28 | at NMSU | 0 | 0 | 0 | 0 | 0 | 0 | 0 | 0 |
| Oct 12 | AFA | 0 | 0 | 0 | 0 | 0 | 0 | 0 | 0 |
| Oct 19 | at USU | 0 | 0 | 0 | 0 | 0 | 0 | 0 | 0 |
| Oct 26 | at CSU | 0 | 0 | 0 | 0 | 7 | 90 | 0 | 18 |
| Nov 2 | WYO | 0 | 0 | 0 | 0 | 1 | 13 | 0 | 13 |
| Nov 9 | at SDSU | 0 | 0 | 0 | 0 | 0 | 0 | 0 | 0 |
| Nov 16 | WSU | 0 | 0 | 0 | 0 | 0 | 0 | 0 | 0 |
| Nov 30 | at HAW | 0 | 0 | 0 | 0 | 0 | 0 | 0 | 0 |
| TOTAL (12 gms) | | 0 | 0 | 0 | 0 | 8 | 103 | 0 | 18 |

2025

| Date | Opponent | Rush | Yds | TD | LG | Rec | Yds | TD | LG |
|------------------------|----------|----------|----------|----------|----------|-----------|------------|----------|-----------|
| Aug 30 | MICH | 0 | 0 | 0 | 0 | 2 | 45 | 0 | 25 |
| Sept 6 | IDST | 0 | 0 | 0 | 0 | 2 | 8 | 0 | 5 |
| Sept 12 | at UCLA | 0 | 0 | 0 | 0 | 0 | 0 | 0 | 0 |
| Sept 27 | NMSU | | | | | | | | |
| Oct 3 | at SJSU | | | | | | | | |
| Oct 11 | at BSU | | | | | | | | |
| Oct 18 | NEV | | | | | | | | |
| Oct 25 | USU | | | | | | | | |
| Nov 1 | at UNLV | | | | | | | | |
| Nov 15 | CSU | | | | | | | | |
| Nov 22 | at AFA | | | | | | | | |
| Nov 28 | SDSU | | | | | | | | |
| TOTAL | | 0 | 0 | 0 | 0 | 4 | 53 | 0 | 25 |
| CAREER (15 gms) | | 0 | 0 | 0 | 0 | 12 | 156 | 0 | 25 |

#84 - Xavier Van

2022 (San Diego)

| Date | Opponent | Rush | Yds | TD | LG | Rec | Yds | TD | LG |
|----------------------|--------------|----------|----------|----------|----------|--------------|----------|----------|----------|
| Sept 3 | LA VERNE | 0 | 0 | 0 | 0 | 0 | 0 | 0 | 0 |
| Sept 10 | at CAL POLY | 0 | 0 | 0 | 0 | 0 | 0 | 0 | 0 |
| Sept 17 | at UC DAVIS | | | | | Did Not Play | | | |
| Sept 24 | at VALPO | | | | | Did Not Play | | | |
| Oct 1 | STETSON | | | | | Did Not Play | | | |
| Oct 8 | at DRAKE | | | | | Did Not Play | | | |
| Oct 15 | PRES | | | | | Did Not Play | | | |
| Oct 29 | at ST THOMAS | | | | | Did Not Play | | | |
| Nov 5 | BUTLER | | | | | Did Not Play | | | |
| Nov 12 | DAVIDSON | | | | | Did Not Play | | | |
| Nov 19 | at MOREHEAD | | | | | Did Not Play | | | |
| TOTAL (2 gms) | | 0 | 0 | 0 | 0 | 0 | 0 | 0 | 0 |

2023

| Date | Opponent | Rush | Yds | TD | LG | Rec | Yds | TD | LG |
|----------------------|----------|----------|----------|----------|----------|--------------|----------|----------|----------|
| Sept 2 | at TAMU | | | | | Did Not Play | | | |
| Sept 9 | TTU | | | | | Did Not Play | | | |
| Sept 16 | NMSU | | | | | Did Not Play | | | |
| Sept 23 | at UMASS | | | | | Did Not Play | | | |
| Sept 30 | at WYO | | | | | Did Not Play | | | |
| Oct 14 | SJSU | | | | | Did Not Play | | | |
| Oct 21 | HAW | | | | | Did Not Play | | | |
| Oct 28 | at NEV | | | | | Did Not Play | | | |
| Nov 4 | UNLV | | | | | Did Not Play | | | |
| Nov 11 | at BSU | | | | | Did Not Play | | | |
| Nov 18 | at FS | | | | | Did Not Play | | | |
| Nov 24 | USU | | | | | Did Not Play | | | |
| TOTAL (0 gms) | | 0 | 0 | 0 | 0 | 0 | 0 | 0 | 0 |

2024

| Date | Opponent | Rush | Yds | TD | LG | Rec | Yds | TD | LG |
|----------------------|----------|----------|----------|----------|----------|--------------|----------|----------|----------|
| Aug 24 | MSU | | | | | Did Not Play | | | |
| Aug 31 | at AZ | | | | | Did Not Play | | | |
| Sept 14 | at AUB | | | | | Did Not Play | | | |
| Sept 21 | FS | | | | | Did Not Play | | | |
| Sept 28 | at NMSU | | | | | Did Not Play | | | |
| Oct 12 | AFA | | | | | Did Not Play | | | |
| Oct 19 | at USU | | | | | Did Not Play | | | |
| Oct 26 | at CSU | | | | | Did Not Play | | | |
| Nov 2 | WYO | | | | | Did Not Play | | | |
| Nov 9 | at SDSU | | | | | Did Not Play | | | |
| Nov 16 | WSU | | | | | Did Not Play | | | |
| Nov 30 | at HAW | | | | | Did Not Play | | | |
| TOTAL (0 gms) | | 0 | 0 | 0 | 0 | 0 | 0 | 0 | 0 |

2025

| Date | Opponent | Rush | Yds | TD | LG | Rec | Yds | TD | LG |
|---------------------------|----------|----------|----------|----------|----------|--------------|----------|----------|----------|
| Aug 30 | MICH | | | | | Did Not Play | | | |
| Sept 6 | IDST | | | | | Did Not Play | | | |
| Sept 12 | at UCLA | | | | | Did Not Play | | | |
| Sept 27 | NMSU | | | | | | | | |
| Oct 3 | at SJSU | | | | | | | | |
| Oct 11 | at BSU | | | | | | | | |
| Oct 18 | NEV | | | | | | | | |
| Oct 25 | USU | | | | | | | | |
| Nov 1 | at UNLV | | | | | | | | |
| Nov 15 | CSU | | | | | | | | |
| Nov 22 | at AFA | | | | | | | | |
| Nov 28 | SDSU | | | | | | | | |
| TOTAL | | 0 | 0 | 0 | 0 | 0 | 0 | 0 | 0 |
| SAN DIEGO (2 gms) | | 0 | 0 | 0 | 0 | 0 | 0 | 0 | 0 |
| NEW MEXICO (0 gms) | | 0 | 0 | 0 | 0 | 0 | 0 | 0 | 0 |
| OVERALL (2 gms) | | 0 | 0 | 0 | 0 | 0 | 0 | 0 | 0 |

**#7 - Dorian Thomas****2024**

| Date | Opponent | Rush | Yds | TD | LG | Rec | Yds | TD | LG |
|----------------------|-----------|----------|----------|----------|--------------|----------|----------|----------|----------|
| Aug 31 | UNM | 0 | 0 | 0 | 0 | 0 | 0 | 0 | 0 |
| Sept 7 | NO ARIZ | 0 | 0 | 0 | 0 | 0 | 0 | 0 | 0 |
| Sept 13 | at KSTATE | | | | Did Not Play | | | | |
| Sept 18 | at UTAH | | | | Did Not Play | | | | |
| Oct 5 | TTU | | | | Did Not Play | | | | |
| Oct 12 | at BYU | | | | Did Not Play | | | | |
| Oct 19 | COLO | | | | Did Not Play | | | | |
| Oct 26 | WVU | | | | Did Not Play | | | | |
| Nov 2 | at UCF | | | | Did Not Play | | | | |
| Nov 15 | HOUSTON | 0 | 0 | 0 | 0 | 0 | 0 | 0 | 0 |
| Nov 23 | at TCU | | | | Did Not Play | | | | |
| Nov 30 | AZ ST | | | | Did Not Play | | | | |
| TOTAL (3 gms) | | 0 | 0 | 0 | 0 | 0 | 0 | 0 | 0 |

2025

| Date | Opponent | Rush | Yds | TD | LG | Rec | Yds | TD | LG |
|-----------------------|----------|----------|----------|----------|----------|-----------|------------|----------|-----------|
| Aug 30 | MICH | 0 | 0 | 0 | 0 | 10 | 71 | 2 | 12 |
| Sept 6 | IDST | 0 | 0 | 0 | 0 | 5 | 56 | 0 | 25 |
| Sept 12 | at UCLA | 0 | 0 | 0 | 0 | 3 | 41 | 0 | 20 |
| Sept 27 | NMSU | | | | | | | | |
| Oct 3 | at SJSU | | | | | | | | |
| Oct 11 | at BSU | | | | | | | | |
| Oct 18 | NEV | | | | | | | | |
| Oct 25 | USU | | | | | | | | |
| Nov 1 | at UNLV | | | | | | | | |
| Nov 15 | CSU | | | | | | | | |
| Nov 22 | at AFA | | | | | | | | |
| Nov 28 | SDSU | | | | | | | | |
| TOTAL | | 0 | 0 | 0 | 0 | 18 | 168 | 2 | 25 |
| CAREER (6 gms) | | 0 | 0 | 0 | 0 | 18 | 168 | 2 | 25 |

#11 - Aiden Valdez**2023 (Campbell)**

| Date | Opponent | Rush | Yds | TD | LG | Rec | Yds | TD | LG |
|-----------------------|-------------|----------|----------|----------|--------------|----------|-----------|----------|-----------|
| Aug 31 | W&M | 0 | 0 | 0 | 0 | 0 | 0 | 0 | 0 |
| Sept 9 | at CIT | 0 | 0 | 0 | 0 | 0 | 0 | 0 | 0 |
| Sept 16 | at MONMOUTH | 0 | 0 | 0 | 0 | 0 | 0 | 0 | 0 |
| Sept 23 | ELON | 0 | 0 | 0 | 0 | 0 | 0 | 0 | 0 |
| Sept 30 | at NC CENT | 0 | 0 | 0 | 0 | 1 | 11 | 0 | 11 |
| Oct 7 | at HAMPTON | 0 | 0 | 0 | 0 | 0 | 0 | 0 | 0 |
| Oct 21 | MAINE | 0 | 0 | 0 | 0 | 0 | 0 | 0 | 0 |
| Oct 28 | at RICHMOND | 0 | 0 | 0 | 0 | 2 | 9 | 0 | 5 |
| Nov 4 | at UNC | 0 | 0 | 0 | 0 | 0 | 0 | 0 | 0 |
| Nov 11 | DELAWARE | 0 | 0 | 0 | 0 | 0 | 0 | 0 | 0 |
| Nov 18 | at NCA&T | | | | Did Not Play | | | | |
| TOTAL (10 gms) | | 0 | 0 | 0 | 0 | 3 | 20 | 0 | 11 |

2024 (Campbell)

| Date | Opponent | Rush | Yds | TD | LG | Rec | Yds | TD | LG |
|-----------------------|-------------|----------|----------|----------|----------|-----------|------------|----------|-----------|
| Aug 31 | at LIB | 0 | 0 | 0 | 0 | 2 | 8 | 0 | 9 |
| Sept 7 | at WCU | 0 | 0 | 0 | 0 | 0 | 0 | 0 | 0 |
| Sept 14 | at URI | 0 | 0 | 0 | 0 | 2 | 16 | 0 | 10 |
| Sept 21 | STONY BK | 0 | 0 | 0 | 0 | 2 | 42 | 2 | 37 |
| Sept 28 | DEL ST | 0 | 0 | 0 | 0 | 2 | 9 | 1 | 5 |
| Oct 5 | NC CENT | 0 | 0 | 0 | 0 | 0 | 0 | 0 | 0 |
| Oct 19 | at W&M | 0 | 0 | 0 | 0 | 1 | 13 | 0 | 13 |
| Oct 26 | NC A&T | 0 | 0 | 0 | 0 | 0 | 0 | 0 | 0 |
| Nov 2 | at ELON | 0 | 0 | 0 | 0 | 0 | 0 | 0 | 0 |
| Nov 9 | RICHMOND | 0 | 0 | 0 | 0 | 0 | 0 | 0 | 0 |
| Nov 16 | at DELAWARE | 0 | 0 | 0 | 0 | 1 | 6 | 0 | 6 |
| Nov 23 | TOWSON | 0 | 0 | 0 | 0 | 2 | 12 | 0 | 8 |
| TOTAL (12 gms) | | 0 | 0 | 0 | 0 | 12 | 106 | 3 | 37 |

2025

| Date | Opponent | Rush | Yds | TD | LG | Rec | Yds | TD | LG |
|--------------------------|----------|----------|----------|----------|--------------|-----------|------------|----------|-----------|
| Aug 30 | MICH | 0 | 0 | 0 | 0 | 0 | 0 | 0 | 0 |
| Sept 6 | IDST | | | | Did Not Play | | | | |
| Sept 12 | at UCLA | | | | Did Not Play | | | | |
| Sept 27 | NMSU | | | | | | | | |
| Oct 3 | at SJSU | | | | | | | | |
| Oct 11 | at BSU | | | | | | | | |
| Oct 18 | NEV | | | | | | | | |
| Oct 25 | USU | | | | | | | | |
| Nov 1 | at UNLV | | | | | | | | |
| Nov 15 | CSU | | | | | | | | |
| Nov 22 | at AFA | | | | | | | | |
| Nov 28 | SDSU | | | | | | | | |
| TOTAL | | 0 | 0 | 0 | 0 | 0 | 0 | 0 | 0 |
| CAMPBELL (22 gms) | | 0 | 0 | 0 | 0 | 15 | 126 | 3 | 37 |
| OVERALL (23 gms) | | 0 | 0 | 0 | 0 | 15 | 126 | 3 | 37 |

#19 - Marcus Vinson**2023 (UTEP)**

| Date | Opponent | Rush | Yds | TD | LG | Rec | Yds | TD | LG |
|-----------------------|--------------|----------|----------|----------|----------|----------|-----------|----------|-----------|
| Aug 26 | at JAX ST | 0 | 0 | 0 | 0 | 0 | 0 | 0 | 0 |
| Sept 2 | UIW | 0 | 0 | 0 | 0 | 0 | 0 | 0 | 0 |
| Sept 9 | at N'WESTERN | 0 | 0 | 0 | 0 | 1 | 8 | 0 | 8 |
| Sept 16 | at ARIZ | 0 | 0 | 0 | 0 | 0 | 0 | 0 | 0 |
| Sept 23 | UNLV | 0 | 0 | 0 | 0 | 0 | 0 | 0 | 0 |
| Sept 29 | LA TECH | 1 | 0 | 0 | 0 | 0 | 0 | 0 | 0 |
| Oct 11 | at FIU | 0 | 0 | 0 | 0 | 0 | 0 | 0 | 0 |
| Oct 18 | NMSU | 0 | 0 | 0 | 0 | 0 | 0 | 0 | 0 |
| Oct 25 | at SHSU | 0 | 0 | 0 | 0 | 0 | 0 | 0 | 0 |
| Nov 4 | WKU | 0 | 0 | 0 | 0 | 1 | 29 | 0 | 29 |
| Nov 18 | at MTSU | 0 | 0 | 0 | 0 | 0 | 0 | 0 | 0 |
| Nov 25 | LIBERTY | 0 | 0 | 0 | 0 | 1 | 3 | 1 | 3 |
| TOTAL (12 gms) | | 1 | 0 | 0 | 0 | 3 | 40 | 1 | 29 |

2024 (UTEP)

| Date | Opponent | Rush | Yds | TD | LG | Rec | Yds | TD | LG |
|-----------------------|--------------|----------|----------|----------|----------|-----------|------------|----------|-----------|
| Aug 31 | at JAX ST | 0 | 0 | 0 | 0 | 1 | 5 | 0 | 5 |
| Sept 7 | UIW | 0 | 0 | 0 | 0 | 3 | 13 | 0 | 7 |
| Sept 14 | at N'WESTERN | 0 | 0 | 0 | 0 | 0 | 0 | 0 | 0 |
| Sept 21 | at ARIZ | 0 | 0 | 0 | 0 | 1 | 0 | 0 | 0 |
| Oct 3 | UNLV | 0 | 0 | 0 | 0 | 1 | 52 | 1 | 52 |
| Oct 10 | LA TECH | 1 | 0 | 0 | 0 | 1 | 3 | 0 | 3 |
| Oct 16 | at FIU | 0 | 0 | 0 | 0 | 1 | 3 | 0 | 3 |
| Oct 22 | NMSU | 0 | 0 | 0 | 0 | 0 | 0 | 0 | 0 |
| Nov 2 | at SHSU | 0 | 0 | 0 | 0 | 1 | 18 | 0 | 18 |
| Nov 9 | WKU | 0 | 0 | 0 | 0 | 1 | 11 | 1 | 11 |
| Nov 23 | at MTSU | 0 | 0 | 0 | 0 | 1 | 3 | 0 | 3 |
| Nov 30 | LIBERTY | 0 | 0 | 0 | 0 | 1 | 5 | 0 | 5 |
| TOTAL (12 gms) | | 0 | 0 | 0 | 0 | 12 | 113 | 2 | 52 |

2025

| Date | Opponent | Rush | Yds | TD | LG | Rec | Yds | TD | LG |
|------------------------|----------|----------|----------|----------|--------------|-----------|------------|----------|-----------|
| Aug 30 | MICH | | | | Did Not Play | | | | |
| Sept 6 | IDST | | | | Did Not Play | | | | |
| Sept 12 | at UCLA | | | | Did Not Play | | | | |
| Sept 27 | NMSU | | | | | | | | |
| Oct 3 | at SJSU | | | | | | | | |
| Oct 11 | at BSU | | | | | | | | |
| Oct 18 | NEV | | | | | | | | |
| Oct 25 | USU | | | | | | | | |
| Nov 1 | at UNLV | | | | | | | | |
| Nov 15 | CSU | | | | | | | | |
| Nov 22 | at AFA | | | | | | | | |
| Nov 28 | SDSU | | | | | | | | |
| TOTAL | | 0 | 0 | 0 | 0 | 0 | 0 | 0 | 0 |
| UTEP (24 gms) | | 1 | 0 | 0 | 0 | 15 | 153 | 3 | 52 |
| CAREER (24 gms) | | 1 | 0 | 0 | 0 | 15 | 153 | 3 | 52 |

#85 - Simon Mapa**2025**

| Date | Opponent | Rush | Yds | TD | LG | Rec | Yds | TD | LG |
|-----------------------|----------|----------|----------|----------|----------|----------|----------|----------|----------|
| Aug 30 | MICH | 0 | 0 | 0 | 0 | 0 | 0 | 0 | 0 |
| Sept 6 | IDST | 0 | 0 | 0 | 0 | 0 | 0 | 0 | 0 |
| Sept 12 | at UCLA | 0 | 0 | 0 | 0 | 1 | 8 | 0 | 8 |
| Sept 27 | NMSU | | | | | | | | |
| Oct 3 | at SJSU | | | | | | | | |
| Oct 11 | at BSU | | | | | | | | |
| Oct 18 | NEV | | | | | | | | |
| Oct 25 | USU | | | | | | | | |
| Nov 1 | at UNLV | | | | | | | | |
| Nov 15 | CSU | | | | | | | | |
| Nov 22 | at AFA | | | | | | | | |
| Nov 28 | SDSU | | | | | | | | |
| TOTAL | | 0 | 0 | 0 | 0 | 1 | 8 | 0 | 8 |
| CAREER (3 gms) | | 0 | 0 | 0 | 0 | 1 | 8 | 0 | 8 |

#88 Cade Keith**2025**

| Date | Opponent | Rush | Yds | TD | LG | Rec | Yds | TD | LG |
|-----------------------|----------|----------|----------|----------|----------|----------|-----------|----------|----------|
| Aug 30 | MICH | 0 | 0 | 0 | 0 | 2 | 5 | 0 | 5 |
| Sept 6 | IDST | 0 | 0 | 0 | 0 | 1 | 4 | 0 | 4 |
| Sept 12 | at UCLA | 0 | 0 | 0 | 0 | 1 | 2 | 0 | 2 |
| Sept 27 | NMSU | | | | | | | | |
| Oct 3 | at SJSU | | | | | | | | |
| Oct 11 | at BSU | | | | | | | | |
| Oct 18 | NEV | | | | | | | | |
| Oct 25 | USU | | | | | | | | |
| Nov 1 | at UNLV | | | | | | | | |
| Nov 15 | CSU | | | | | | | | |
| Nov 22 | at AFA | | | | | | | | |
| Nov 28 | SDSU | | | | | | | | |
| TOTAL | | 0 | 0 | 0 | 0 | 4 | 11 | 0 | 5 |
| CAREER (3 gms) | | 0 | 0 | 0 | 0 | 4 | 11 | 0 | 5 |



#2 - Abraham Williams

2021 (Weber State)

| Date | Opponent | TKL | TFL-Yds | Sack-Yds | FF | FR-Yds | PBU | INT-yds | TD |
|----------------------|------------|----------|--------------|--------------|----------|------------|----------|------------|----------|
| Sept 2 | at UTAH | 1 | 0.0-0 | 0.0-0 | 0 | 0-0 | 0 | 0-0 | 0 |
| Sept 11 | at UT TECH | | | Did Not Play | | | | | |
| Sept 18 | JMU | | | Did Not Play | | | | | |
| Sept 25 | UCD | | | Did Not Play | | | | | |
| Oct 2 | at CP | 0 | 0.0-0 | 0.0-0 | 0 | 0-0 | 0 | 0-0 | 0 |
| Oct 15 | MONT ST | | | Did Not Play | | | | | |
| Oct 23 | at EWU | | | Did Not Play | | | | | |
| Oct 30 | at IDST | | | Did Not Play | | | | | |
| Nov 6 | PORT ST | | | Did Not Play | | | | | |
| Nov 13 | at SUU | 1 | 0.0-0 | 0.0-0 | 0 | 0-0 | 1 | 0-0 | 0 |
| Nov 20 | NO COLO | 1 | 0.0-0 | 0.0-0 | 0 | 0-0 | 0 | 0-0 | 0 |
| TOTAL (4 gms) | | 3 | 0.0-0 | 0.0-0 | 0 | 0-0 | 1 | 0-0 | 0 |

2022 (Weber State)

| Date | Opponent | TKL | TFL-Yds | Sack-Yds | FF | FR-Yds | PBU | INT-yds | TD |
|-----------------------|------------|----------|--------------|--------------|----------|------------|----------|------------|----------|
| Sept 1 | WOU | 2 | 0.0-0 | 0.0-0 | 0 | 0-0 | 0 | 0-0 | 0 |
| Sept 10 | at UTAH ST | 1 | 0.0-0 | 0.0-0 | 0 | 0-0 | 1 | 0-0 | 0 |
| Sept 17 | UT TECH | 0 | 0.0-0 | 0.0-0 | 0 | 1-0 | 0 | 2-0 | 0 |
| Sept 24 | at UCD | 0 | 0.0-0 | 0.0-0 | 0 | 0-0 | 0 | 0-0 | 0 |
| Oct 8 | EWU | 1 | 0.0-0 | 0.0-0 | 0 | 0-0 | 0 | 0-0 | 0 |
| Oct 15 | at PORT ST | 0 | 0.0-0 | 0.0-0 | 0 | 0-0 | 0 | 0-0 | 0 |
| Oct 22 | at MONT ST | 0 | 0.0-0 | 0.0-0 | 0 | 0-0 | 0 | 0-0 | 0 |
| Oct 29 | MONT | | | Did Not Play | | | | | |
| Nov 5 | SAC ST | 0 | 0.0-0 | 0.0-0 | 0 | 0-0 | 0 | 0-0 | 0 |
| Nov 12 | IDST | 0 | 0.0-0 | 0.0-0 | 0 | 0-0 | 0 | 0-0 | 0 |
| Nov 19 | at NAU | 0 | 0.0-0 | 0.0-0 | 0 | 0-0 | 0 | 0-0 | 0 |
| Nov 26 | NO DAK | 1 | 0.0-0 | 0.0-0 | 0 | 1-0 | 0 | 0-0 | 0 |
| Dec 3 | at MONT ST | 0 | 0.0-0 | 0.0-0 | 0 | 0-0 | 0 | 0-0 | 0 |
| TOTAL (12 gms) | | 5 | 0.0-0 | 0.0-0 | 0 | 2-0 | 1 | 2-0 | 0 |

2023 (Weber State)

| Date | Opponent | TKL | TFL-Yds | Sack-Yds | FF | FR-Yds | PBU | INT-yds | TD |
|-----------------------|------------|-----------|--------------|--------------|----------|------------|----------|------------|----------|
| Aug 31 | CWU | 3 | 0.0-0 | 0.0-0 | 0 | 0-0 | 0 | 0-0 | 0 |
| Sept 9 | at UNI | 5 | 0.0-0 | 0.0-0 | 0 | 0-0 | 2 | 0-0 | 0 |
| Sept 16 | at UTAH | 4 | 0.0-0 | 0.0-0 | 0 | 0-0 | 0 | 0-0 | 0 |
| Sept 23 | MONT ST | 3 | 0.0-0 | 0.0-0 | 0 | 0-0 | 1 | 0-0 | 0 |
| Sept 30 | at NO COLO | 5 | 0.0-0 | 0.0-0 | 0 | 0-0 | 0 | 1-0 | 0 |
| Oct 7 | NAU | 4 | 0.0-0 | 0.0-0 | 0 | 0-0 | 0 | 0-0 | 0 |
| Oct 14 | UCD | 5 | 0.0-0 | 0.0-0 | 0 | 0-0 | 0 | 0-0 | 0 |
| Oct 21 | at EWU | | | Did Not Play | | | | | |
| Nov 4 | at IDST | 0 | 0.0-0 | 0.0-0 | 0 | 0-0 | 0 | 0-0 | 0 |
| Nov 11 | IDAHO | 3 | 0.0-0 | 0.0-0 | 0 | 0-0 | 2 | 0-0 | 0 |
| Nov 18 | at CP | 1 | 0.0-0 | 0.0-0 | 0 | 0-0 | 0 | 0-0 | 0 |
| TOTAL (10 gms) | | 33 | 0.0-0 | 0.0-0 | 0 | 0-0 | 5 | 1-0 | 0 |

2024 (Idaho)

| Date | Opponent | TKL | TFL-Yds | Sack-Yds | FF | FR-Yds | PBU | INT-yds | TD |
|----------------------|------------|-----------|--------------|--------------|----------|------------|----------|------------|----------|
| Aug 31 | at OREGON | 6 | 0.0-0 | 0.0-0 | 0 | 0-0 | 0 | 0-0 | 0 |
| Sept 7 | at WYO | 7 | 0.0-0 | 0.0-0 | 0 | 0-0 | 0 | 0-0 | 0 |
| Sept 14 | ALBANY | | | Did Not Play | | | | | |
| Sept 21 | at ACU | 3 | 0.0-0 | 0.0-0 | 0 | 0-0 | 0 | 0-0 | 0 |
| Sept 28 | at UCD | 0 | 0.0-0 | 0.0-0 | 0 | 0-0 | 0 | 0-0 | 0 |
| Oct 5 | NAU | | | Did Not Play | | | | | |
| Oct 12 | at MONT ST | | | Did Not Play | | | | | |
| Oct 19 | CP | | | Did Not Play | | | | | |
| Oct 26 | EWU | | | Did Not Play | | | | | |
| Nov 9 | at PORT ST | | | Did Not Play | | | | | |
| Nov 16 | WEBER ST | | | Did Not Play | | | | | |
| Nov 23 | at IDST | | | Did Not Play | | | | | |
| Dec 7 | LEHIGH | | | Did Not Play | | | | | |
| Dec 14 | at MONT ST | | | Did Not Play | | | | | |
| TOTAL (4 gms) | | 16 | 0.0-0 | 0.0-0 | 0 | 0-0 | 0 | 0-0 | 0 |

2025

| Date | Opponent | TKL | TFL-Yds | Sack-Yds | FF | FR-Yds | PBU | INT-yds | TD |
|---------------------------|----------|-----------|--------------|--------------|----------|------------|----------|------------|----------|
| Aug 30 | MICH | 6 | 0.0-0 | 0.0-0 | 0 | 0-0 | 0 | 0-0 | 0 |
| Sept 6 | IDST | 5 | 0.0-0 | 0.0-0 | 0 | 0-0 | 0 | 0-0 | 0 |
| Sept 12 | at UCLA | 1 | 0.0-0 | 0.0-0 | 0 | 0-0 | 1 | 0-0 | 0 |
| Sept 27 | NMSU | | | | | | | | |
| Oct 3 | at SISU | | | | | | | | |
| Oct 11 | at BSU | | | | | | | | |
| Oct 18 | NEV | | | | | | | | |
| Oct 25 | USU | | | | | | | | |
| Nov 1 | at UNLV | | | | | | | | |
| Nov 15 | CSU | | | | | | | | |
| Nov 22 | at AFA | | | | | | | | |
| Nov 28 | SDSU | | | | | | | | |
| TOTAL | | 12 | 0.0-0 | 0.0-0 | 0 | 0-0 | 1 | 0-0 | 0 |
| WEBER ST. (26 gms) | | 41 | 0.0-0 | 0.0-0 | 0 | 2-0 | 7 | 3-0 | 0 |
| IDAHO (4 gms) | | 16 | 0.0-0 | 0.0-0 | 0 | 0-0 | 0 | 0-0 | 0 |
| OVERALL (33 gms) | | 69 | 0.0-0 | 0.0-0 | 0 | 2-0 | 8 | 3-0 | 0 |

#4 - Jayden Sheridan

2021 (Utah Tech)

| Date | Opponent | TKL | TFL-Yds | Sack-Yds | FF | FR-Yds | PBU | INT-yds | TD |
|----------------------|--------------|----------|--------------|--------------|----------|------------|----------|------------|----------|
| Sept 4 | SAC ST | | | Did Not Play | | | | | |
| Sept 11 | WEBER ST | | | Did Not Play | | | | | |
| Sept 18 | at UCD | | | Did Not Play | | | | | |
| Oct 2 | at SO DAK ST | | | Did Not Play | | | | | |
| Oct 9 | at MONT | | | Did Not Play | | | | | |
| Oct 16 | TARLETON | 0 | 0.0-0 | 0.0-0 | 0 | 0-0 | 0 | 0-0 | 0 |
| Oct 23 | SFA | 0 | 0.0-0 | 0.0-0 | 0 | 0-0 | 0 | 0-0 | 0 |
| Oct 30 | at DELA | 2 | 0.5-1 | 0.0-0 | 1 | 0-0 | 0 | 0-0 | 0 |
| Nov 6 | at SHSU | 0 | 0.0-0 | 0.0-0 | 0 | 0-0 | 0 | 0-0 | 0 |
| Nov 13 | FLC | | | Did Not Play | | | | | |
| Nov 20 | MO ST | | | Did Not Play | | | | | |
| TOTAL (4 gms) | | 2 | 0.5-1 | 0.0-0 | 1 | 0-0 | 0 | 0-0 | 0 |

2022 (Utah Tech)

| Date | Opponent | TKL | TFL-Yds | Sack-Yds | FF | FR-Yds | PBU | INT-yds | TD |
|-----------------------|-------------|-----------|--------------|--------------|----------|------------|----------|-------------|----------|
| Sept 3 | at SAC ST | 1 | 0.0-0 | 0.0-0 | 0 | 0-0 | 0 | 0-0 | 0 |
| Sept 10 | CHAD ST | 3 | 0.5-2 | 0.0-0 | 0 | 0-0 | 0 | 0-0 | 0 |
| Sept 17 | at WEBER ST | 4 | 0.0-0 | 0.0-0 | 0 | 0-0 | 0 | 0-0 | 0 |
| Sept 24 | at SUU | 4 | 0.0-0 | 0.0-0 | 0 | 0-0 | 0 | 0-0 | 0 |
| Oct 1 | ACU | 3 | 0.0-0 | 0.0-0 | 0 | 0-0 | 0 | 0-0 | 0 |
| Oct 15 | at UNI | 4 | 0.0-0 | 0.0-0 | 0 | 0-0 | 0 | 0-0 | 0 |
| Oct 22 | SHSU | 2 | 0.0-0 | 0.0-0 | 0 | 0-0 | 0 | 0-0 | 0 |
| Oct 29 | at SFA | 2 | 0.0-0 | 0.0-0 | 0 | 0-0 | 0 | 0-0 | 0 |
| Nov 5 | SUU | 0 | 0.0-0 | 0.0-0 | 0 | 0-0 | 0 | 0-0 | 0 |
| Nov 12 | TARLETON | 8 | 0.0-0 | 0.0-0 | 0 | 0-0 | 0 | 0-0 | 0 |
| Nov 19 | at BYU | 3 | 0.0-0 | 0.0-0 | 0 | 0-0 | 0 | 1-27 | 0 |
| TOTAL (11 gms) | | 34 | 0.5-2 | 0.0-0 | 0 | 0-0 | 0 | 1-27 | 0 |

2023 (Utah Tech)

| Date | Opponent | TKL | TFL-Yds | Sack-Yds | FF | FR-Yds | PBU | INT-yds | TD |
|-----------------------|------------|-----------|---------------|---------------|----------|------------|----------|------------|----------|
| Sept 2 | at MONT ST | 1 | 0.0-0 | 0.0-0 | 0 | 0-0 | 0 | 0-0 | 0 |
| Sept 9 | MONT | 1 | 1.0-11 | 1.0-11 | 0 | 0-0 | 0 | 0-0 | 0 |
| Sept 16 | at NAU | 1 | 0.0-0 | 0.0-0 | 0 | 0-0 | 1 | 0-0 | 0 |
| Sept 23 | at MO ST | 2 | 0.0-0 | 0.0-0 | 0 | 0-0 | 0 | 0-0 | 0 |
| Sept 30 | at CSU | 3 | 0.0-0 | 0.0-0 | 0 | 0-0 | 0 | 0-0 | 0 |
| Oct 7 | SFA | 2 | 0.0-0 | 0.0-0 | 0 | 0-0 | 0 | 0-0 | 0 |
| Oct 21 | at NO ALA | 1 | 0.0-0 | 0.0-0 | 0 | 0-0 | 0 | 0-0 | 0 |
| Oct 28 | EKU | 5 | 0.0-0 | 0.0-0 | 0 | 0-0 | 0 | 0-0 | 0 |
| Nov 4 | at ACU | 3 | 0.0-0 | 0.0-0 | 0 | 0-0 | 1 | 0-0 | 0 |
| Nov 11 | at APU | 5 | 0.0-0 | 0.0-0 | 0 | 0-0 | 0 | 0-0 | 0 |
| Nov 18 | SUU | 5 | 0.0-0 | 0.0-0 | 0 | 0-0 | 0 | 0-0 | 0 |
| TOTAL (11 gms) | | 29 | 1.0-11 | 1.0-11 | 0 | 0-0 | 2 | 0-0 | 0 |

2024

| Date | Opponent | TKL | TFL-Yds | Sack-Yds | FF | FR-Yds | PBU | INT-yds | TD |
|-----------------------|-------------|-----------|--------------|--------------|----------|------------|----------|------------|----------|
| Aug 31 | MONT ST | 1 | 0.0-0 | 0.0-0 | 0 | 0-0 | 1 | 0-0 | 0 |
| Sept 7 | at UNLV | 2 | 0.0-0 | 0.0-0 | 0 | 0-0 | 0 | 0-0 | 0 |
| Sept 14 | NAU | 2 | 0.0-0 | 0.0-0 | 0 | 0-0 | 0 | 0-0 | 0 |
| Sept 21 | at UCD | 6 | 1.0-3 | 0.0-0 | 0 | 0-0 | 1 | 0-0 | 0 |
| Sept 28 | ACU | 6 | 0.0-0 | 0.0-0 | 0 | 0-0 | 2 | 0-0 | 0 |
| Oct 5 | at NO ALA | 6 | 0.0-0 | 0.0-0 | 0 | 0-0 | 0 | 0-0 | 0 |
| Oct 12 | at TARLETON | 2 | 0.0-0 | 0.0-0 | 0 | 0-0 | 0 | 0-0 | 0 |
| Oct 19 | APU | 6 | 0.0-0 | 0.0-0 | 1 | 0-0 | 0 | 0-0 | 0 |
| Oct 26 | at ECU | | | Did Not Play | | | | | |
| Nov 9 | UCA | 7 | 0.5-1 | 0.0-0 | 0 | 0-0 | 1 | 0-0 | 0 |
| Nov 16 | WEST GA | 7 | 1.0-2 | 0.0-0 | 0 | 0-0 | 0 | 0-0 | 0 |
| Nov 23 | at SUU | 7 | 0.0-0 | 0.0-0 | 0 | 0-0 | 1 | 0-0 | 0 |
| TOTAL (11 gms) | | 52 | 2.5-6 | 0.0-0 | 1 | 0-0 | 6 | 0-0 | 0 |

2025

| Date | Opponent | TKL | TFL-Yds | Sack-Yds | FF | FR-Yds | PBU | INT-yds | TD |
|---------------------------|----------|------------|---------------|---------------|----------|------------|----------|-------------|----------|
| Aug 30 | MICH | 0 | 0.0-0 | 0.0-0 | 0 | 0-0 | 0 | 0-0 | 0 |
| Sept 6 | IDST | 1 | 0.0-0 | 0.0-0 | 0 | 0-0 | 0 | 0-0 | 0 |
| Sept 12 | at UCLA | 0 | 0.0-0 | 0.0-0 | 0 | 0-0 | 0 | 0-0 | 0 |
| Sept 27 | NMSU | | | | | | | | |
| Oct 3 | at SISU | | | | | | | | |
| Oct 11 | at BSU | | | | | | | | |
| Oct 18 | NEV | | | | | | | | |
| Oct 25 | USU | | | | | | | | |
| Nov 1 | at UNLV | | | | | | | | |
| Nov 15 | CSU | | | | | | | | |
| Nov 22 | at AFA | | | | | | | | |
| Nov 28 | SDSU | | | | | | | | |
| TOTAL | | 1 | 0.0-0 | 0.0-0 | 0 | 0-0 | 0 | 0-0 | 0 |
| UTAH TECH (37 gms) | | 117 | 4.5-20 | 1.0-11 | 3 | 0-0 | 8 | 1-27 | 0 |
| OVERALL (40 gms) | | 118 | 4.5-20 | 1.0-11 | 3 | 0-0 | 8 | 1-27 | 0 |

#5 - Frankie Edwards III

2024 (Weber State)

| Date | Opponent | TKL | TFL-Yds | Sack-Yds | FF | FR-Yds | PBU | INT-yds | TD |
|----------------|-----------|-----|---------|----------|----|--------|-----|---------|----|
| Aug 31 | at WASH | 1 | 0.0-0 | 0.0-0 | 0 | 0-0 | 0 | 0-0 | 0 |
| Sept 7 | PORT ST | 1 | 0.0-0 | 0.0-0 | 0 | 0-0 | 0 | 0-0 | 0 |
| Sept 14 | at LAMAR | 1 | 0.0-0 | 0.0-0 | 0 | 0-0 | 0 | 0-0 | 0 |
| Sept 21 | at NW LA | 4 | 1.0-1 | 0.0-0 | 0 | 0-0 | 1 | 0-0 | 0 |
| Sept 28 | MCNEESE | 0 | 0.0-0 | 0.0-0 | 0 | 0-0 | 1 | 0-0 | 0 |
| Oct 5 | at MONT | 4 | 0.0-0 | 0.0-0 | 0 | 0-0 | 0 | 0-0 | 0 |
| Oct 12 | NO COLO | 1 | 0.0-0 | 0.0-0 | 0 | 0-0 | 0 | 0-0 | 0 |
| Oct 19 | at SAC ST | 7 | 0.0-0 | 0.0-0 | 0 | 0-0 | 1 | 1-95 | 0 |
| Nov 2 | at NAU | 1 | 0.0-0 | 0.0-0 | 0 | 0-0 | 0 | 0-0 | 0 |
| Nov 9 | IDST | 1 | 0.0-0 | 0.0-0 | 0 | 0-0 | 0 | 0-0 | 0 |
| Nov 16 | at IDAHO | 3 | 0.0-0 | 0.0-0 | 0 | 0-0 | 0 | 0-0 | 0 |
| Nov 23 | CPU | 1 | 0.0-0 | 0.0-0 | 0 | 0-0 | 1 | 0-0 | 0 |
| TOTAL (12 gms) | | 25 | 1.0-1 | 0.0-0 | 0 | 0-0 | 4 | 1-95 | 0 |

**#2025**

| Date | Opponent | TKL | TFL-Yds | Sack-Yds | FF | FR-Yds | PBU | INT-yds | TD |
|-----------------------------|-----------|--------------|--------------|--------------|------------|------------|-------------|------------|----------|
| Aug 30 | MICH | 3 | 0.0-0 | 0.0-0 | 0 | 0-0 | 0 | 0-0 | 0 |
| Sept 6 | IDST | 2 | 0.0-0 | 0.0-0 | 0 | 0-0 | 0 | 0-0 | 0 |
| Sept 12 | at UCLA | 2 | 0.0-0 | 0.0-0 | 0 | 0-0 | 1 | 0-0 | 0 |
| Sept 27 | NMSU | | | | | | | | |
| Oct 3 | at SJSU | | | | | | | | |
| Oct 11 | at BSU | | | | | | | | |
| Oct 18 | NEV | | | | | | | | |
| Oct 25 | USU | | | | | | | | |
| Nov 1 | at UNLV | | | | | | | | |
| Nov 15 | CSU | | | | | | | | |
| Nov 22 | at AFA | | | | | | | | |
| Nov 28 | SDSU | | | | | | | | |
| TOTAL | | 7 | 0.0-0 | 0.0-0 | 0 | 0-0 | 1 | 0-0 | 0 |
| MONTANA ST. (27 gms) | 63 | 1.5-2 | 0.0-0 | 0 | 0-0 | 4 | 4-16 | 0 | |
| OVERALL (30 gms) | 70 | 1.5-2 | 0.0-0 | 0 | 0-0 | 5 | 4-16 | 0 | |

#14 Melaki Gutierrez**2024**

| Date | Opponent | TKL | TFL-Yds | Sack-Yds | FF | FR-Yds | PBU | INT-yds | TD |
|---------------------|----------|----------|--------------|--------------|----------|------------|----------|------------|--------------|
| Aug 24 | MONT ST | | | | | | | | Did Not Play |
| Aug 31 | at ARIZ | | | | | | | | Did Not Play |
| Sept 14 | at AUB | | | | | | | | Did Not Play |
| Sept 21 | FS | | | | | | | | Did Not Play |
| Sept 28 | at NMSU | | | | | | | | Did Not Play |
| Oct 12 | AFA | | | | | | | | Did Not Play |
| Oct 19 | at USU | | | | | | | | Did Not Play |
| Oct 26 | at CSU | | | | | | | | Did Not Play |
| Nov 2 | WYO | 0 | 0.0-0 | 0.0-0 | 0 | 0-0 | 0 | 0-0 | 0 |
| Nov 9 | at SDSU | | | | | | | | Did Not Play |
| Nov 16 | WSU | | | | | | | | Did Not Play |
| Nov 30 | at HAW | | | | | | | | Did Not Play |
| TOTAL (1 gm) | | 0 | 0.0-0 | 0.0-0 | 0 | 0-0 | 0 | 0-0 | 0 |

2025

| Date | Opponent | TKL | TFL-Yds | Sack-Yds | FF | FR-Yds | PBU | INT-yds | TD |
|-----------------------|----------|----------|--------------|--------------|----------|------------|----------|------------|--------------|
| Aug 30 | MICH | | | | | | | | Did Not Play |
| Sept 6 | IDST | | | | | | | | Did Not Play |
| Sept 12 | at UCLA | | | | | | | | Did Not Play |
| Sept 27 | NMSU | | | | | | | | |
| Oct 3 | at SJSU | | | | | | | | |
| Oct 11 | at BSU | | | | | | | | |
| Oct 18 | NEV | | | | | | | | |
| Oct 25 | USU | | | | | | | | |
| Nov 1 | at UNLV | | | | | | | | |
| Nov 15 | CSU | | | | | | | | |
| Nov 22 | at AFA | | | | | | | | |
| Nov 28 | SDSU | | | | | | | | |
| TOTAL | | 0 | 0.0-0 | 0.0-0 | 0 | 0-0 | 0 | 0-0 | 0 |
| OVERALL (1 gm) | | 0 | 0.0-0 | 0.0-0 | 0 | 0-0 | 0 | 0-0 | 0 |

#25 D'Sean Martinez**2024**

| Date | Opponent | TKL | TFL-Yds | Sack-Yds | FF | FR-Yds | PBU | INT-yds | TD |
|----------------------|----------|----------|--------------|--------------|----------|------------|----------|------------|--------------|
| Aug 24 | MONT ST | | | | | | | | Did Not Play |
| Aug 31 | at ARIZ | | | | | | | | Did Not Play |
| Sept 14 | at AUB | | | | | | | | Did Not Play |
| Sept 21 | FS | | | | | | | | Did Not Play |
| Sept 28 | at NMSU | | | | | | | | Did Not Play |
| Oct 12 | AFA | | | | | | | | Did Not Play |
| Oct 19 | at USU | | | | | | | | Did Not Play |
| Oct 26 | at CSU | | | | | | | | Did Not Play |
| Nov 2 | WYO | | | | | | | | Did Not Play |
| Nov 9 | at SDSU | | | | | | | | Did Not Play |
| Nov 16 | WSU | | | | | | | | Did Not Play |
| Nov 30 | at HAW | | | | | | | | Did Not Play |
| TOTAL (0 gms) | | 0 | 0.0-0 | 0.0-0 | 0 | 0-0 | 0 | 0-0 | 0 |

2025

| Date | Opponent | TKL | TFL-Yds | Sack-Yds | FF | FR-Yds | PBU | INT-yds | TD |
|------------------------|----------|----------|--------------|--------------|----------|------------|----------|------------|--------------|
| Aug 30 | MICH | | | | | | | | Did Not Play |
| Sept 6 | IDST | | | | | | | | Did Not Play |
| Sept 12 | at UCLA | | | | | | | | Did Not Play |
| Sept 27 | NMSU | | | | | | | | |
| Oct 3 | at SJSU | | | | | | | | |
| Oct 11 | at BSU | | | | | | | | |
| Oct 18 | NEV | | | | | | | | |
| Oct 25 | USU | | | | | | | | |
| Nov 1 | at UNLV | | | | | | | | |
| Nov 15 | CSU | | | | | | | | |
| Nov 22 | at AFA | | | | | | | | |
| Nov 28 | SDSU | | | | | | | | |
| TOTAL | | 0 | 0.0-0 | 0.0-0 | 0 | 0-0 | 0 | 0-0 | 0 |
| OVERALL (0 gms) | | 0 | 0.0-0 | 0.0-0 | 0 | 0-0 | 0 | 0-0 | 0 |

#28 Jahmir Torres**2025**

| Date | Opponent | TKL | TFL-Yds | Sack-Yds | FF | FR-Yds | PBU | INT-yds | TD |
|-----------------------|----------|----------|--------------|--------------|----------|------------|----------|------------|--------------|
| Aug 30 | MICH | | | | | | | | Did Not Play |
| Sept 6 | IDST | 2 | 0.0-0 | 0.0-0 | 0 | 0-0 | 0 | 0-0 | 0 |
| Sept 12 | at UCLA | | | | | | | | Did Not Play |
| Sept 27 | NMSU | | | | | | | | |
| Oct 3 | at SJSU | | | | | | | | |
| Oct 11 | at BSU | | | | | | | | |
| Oct 18 | NEV | | | | | | | | |
| Oct 25 | USU | | | | | | | | |
| Nov 1 | at UNLV | | | | | | | | |
| Nov 15 | CSU | | | | | | | | |
| Nov 22 | at AFA | | | | | | | | |
| Nov 28 | SDSU | | | | | | | | |
| TOTAL | | 2 | 0.0-0 | 0.0-0 | 0 | 0-0 | 0 | 0-0 | 0 |
| CAREER (1 gms) | | 2 | 0.0-0 | 0.0-0 | 0 | 0-0 | 0 | 0-0 | 0 |



#0 - Albert Nunes

2023 (Eastern Kentucky)

| Date | Opponent | TKL | TFL-Yds | Sack-Yds | FF | FR-Yds | PBU | INT-yds | TD |
|-----------------------|-------------|-----------|---------------|--------------|----------|--------------|----------|------------|----------|
| Sept 2 | at CINC | 1 | 0.0-0 | 0.0-0 | 0 | 0-0 | 0 | 0-0 | 0 |
| Sept 9 | at KENT | 3 | 1.0-12 | 1.0-12 | 0 | 0-0 | 0 | 0-0 | 0 |
| Sept 16 | WCU | 2 | 0.0-0 | 0.0-0 | 0 | 0-0 | 0 | 0-0 | 0 |
| Sept 23 | SEMO | 2 | 0.0-0 | 0.0-0 | 0 | 0-0 | 0 | 0-0 | 0 |
| Sept 30 | at NO ALA | 0 | 0.0-0 | 0.0-0 | 0 | 0-0 | 0 | 0-0 | 0 |
| Oct 14 | TARLETON | 1 | 0.0-0 | 0.0-0 | 0 | 0-0 | 0 | 0-0 | 0 |
| Oct 21 | at GWU | 0 | 0.0-0 | 0.0-0 | 0 | 0-0 | 0 | 0-0 | 0 |
| Oct 28 | at UT TECH | | | | | Did Not Play | | | |
| Nov 4 | APU | 3 | 0.0-0 | 0.0-0 | 0 | 0-0 | 0 | 0-0 | 0 |
| Nov 11 | at CENT ARK | 1 | 0.0-0 | 0.0-0 | 0 | 0-0 | 0 | 0-0 | 0 |
| Nov 18 | SFA | 2 | 0.0-0 | 0.0-0 | 0 | 0-0 | 0 | 0-0 | 0 |
| TOTAL (10 gms) | | 15 | 1.0-12 | 0.0-0 | 0 | 0-0 | 0 | 0-0 | 0 |

2024 (Northern Iowa)

| Date | Opponent | TKL | TFL-Yds | Sack-Yds | FF | FR-Yds | PBU | INT-yds | TD |
|-----------------------|-----------|-----------|--------------|--------------|----------|------------|----------|------------|----------|
| Aug 31 | VALPO | 1 | 0.0-0 | 0.0-0 | 0 | 0-0 | 0 | 0-0 | 0 |
| Sept 7 | at STU | 5 | 0.0-0 | 0.0-0 | 0 | 0-0 | 0 | 0-0 | 0 |
| Sept 14 | at NEB | 1 | 0.0-0 | 0.0-0 | 0 | 0-0 | 1 | 0-0 | 0 |
| Sept 21 | at HAW | 0 | 0.0-0 | 0.0-0 | 0 | 0-0 | 0 | 0-0 | 0 |
| Oct 5 | SO DAK ST | 7 | 0.0-0 | 0.0-0 | 0 | 0-0 | 0 | 0-0 | 0 |
| Oct 12 | at SO DAK | 11 | 0.0-0 | 0.0-0 | 0 | 0-0 | 0 | 0-0 | 0 |
| Oct 19 | at NO DAK | 7 | 0.0-0 | 0.0-0 | 0 | 0-0 | 1 | 0-0 | 0 |
| Oct 26 | M'OURI ST | 9 | 0.0-0 | 0.0-0 | 0 | 0-0 | 0 | 0-0 | 0 |
| Nov 2 | at NDSU | 7 | 0.0-0 | 0.0-0 | 0 | 0-0 | 0 | 0-0 | 0 |
| Nov 9 | ILL ST | 5 | 0.0-0 | 0.0-0 | 0 | 0-0 | 1 | 0-0 | 0 |
| Nov 16 | at YSU | 8 | 0.0-0 | 0.0-0 | 0 | 0-0 | 0 | 0-0 | 0 |
| Nov 23 | IND ST | 7 | 0.0-0 | 0.0-0 | 0 | 0-0 | 0 | 0-0 | 0 |
| TOTAL (12 gms) | | 68 | 0.0-0 | 0.0-0 | 0 | 0-0 | 3 | 0-0 | 0 |

2025

| Date | Opponent | TKL | TFL-Yds | Sack-Yds | FF | FR-Yds | PBU | INT-yds | TD |
|-------------------------|----------|-----------|---------------|--------------|----------|------------|----------|------------|----------|
| Aug 30 | MICH | 1 | 0.0-0 | 0.0-0 | 0 | 0-0 | 0 | 0-0 | 0 |
| Sept 6 | IDST | 0 | 0.0-0 | 0.0-0 | 0 | 0-0 | 0 | 0-0 | 0 |
| Sept 12 | at UCLA | 1 | 0.0-0 | 0.0-0 | 0 | 0-0 | 0 | 0-0 | 0 |
| Sept 27 | NMSU | | | | | | | | |
| Oct 3 | at SJSU | | | | | | | | |
| Oct 11 | at BSU | | | | | | | | |
| Oct 18 | NEV | | | | | | | | |
| Oct 25 | USU | | | | | | | | |
| Nov 1 | at UNLV | | | | | | | | |
| Nov 15 | CSU | | | | | | | | |
| Nov 22 | at AFA | | | | | | | | |
| Nov 28 | SDSU | | | | | | | | |
| TOTAL | | 2 | 0.0-0 | 0.0-0 | 0 | 0-0 | 0 | 0-0 | 0 |
| EKU (22 gms) | | 83 | 1.0-12 | 0.0-0 | 0 | 0-0 | 3 | 0-0 | 0 |
| OVERALL (25 gms) | | 85 | 1.0-12 | 0.0-0 | 0 | 0-0 | 3 | 0-0 | 0 |

#3 - David Murphy

2022

| Date | Opponent | TKL | TFL-Yds | Sack-Yds | FF | FR-Yds | PBU | INT-yds | TD |
|---------------------|----------|----------|--------------|--------------|----------|--------------|----------|------------|----------|
| Sept 3 | MAINE | 0 | 0.0-0 | 0.0-0 | 0 | 0-0 | 0 | 0-0 | 0 |
| Sept 9 | BSU | | | | | Did Not Play | | | |
| Sept 17 | UTEP | | | | | Did Not Play | | | |
| Sept 24 | at LSU | | | | | Did Not Play | | | |
| Sept 30 | at UNLV | | | | | Did Not Play | | | |
| Oct 8 | WYO | | | | | Did Not Play | | | |
| Oct 15 | at NMSU | | | | | Did Not Play | | | |
| Oct 22 | FS | | | | | Did Not Play | | | |
| Nov 5 | at USU | | | | | Did Not Play | | | |
| Nov 12 | at AFA | | | | | Did Not Play | | | |
| Nov 18 | SDSU | | | | | Did Not Play | | | |
| Nov 25 | at CSU | | | | | Did Not Play | | | |
| TOTAL (1 gm) | | 0 | 0.0-0 | 0.0-0 | 0 | 0-0 | 0 | 0-0 | 0 |

2023

| Date | Opponent | TKL | TFL-Yds | Sack-Yds | FF | FR-Yds | PBU | INT-yds | TD |
|-----------------------|----------|----------|--------------|--------------|----------|--------------|----------|------------|----------|
| Sept 2 | at TAMU | | | | | Did Not Play | | | |
| Sept 9 | TTU | 0 | 0.0-0 | 0.0-0 | 0 | 0-0 | 0 | 0-0 | 0 |
| Sept 16 | NMSU | 1 | 0.0-0 | 0.0-0 | 0 | 0-0 | 0 | 0-0 | 0 |
| Sept 23 | at UMASS | 1 | 0.0-0 | 0.0-0 | 0 | 0-0 | 0 | 0-0 | 0 |
| Sept 30 | at WYO | 0 | 0.0-0 | 0.0-0 | 0 | 0-0 | 0 | 0-0 | 0 |
| Oct 14 | SJSU | 1 | 0.0-0 | 0.0-0 | 0 | 0-0 | 0 | 0-0 | 0 |
| Oct 21 | HAW | 0 | 0.0-0 | 0.0-0 | 0 | 0-0 | 0 | 0-0 | 0 |
| Oct 28 | at NEV | 0 | 0.0-0 | 0.0-0 | 0 | 0-0 | 0 | 0-0 | 0 |
| Nov 4 | UNLV | 0 | 0.0-0 | 0.0-0 | 0 | 0-0 | 0 | 0-0 | 0 |
| Nov 11 | at BSU | 0 | 0.0-0 | 0.0-0 | 0 | 0-0 | 1 | 0-0 | 0 |
| Nov 18 | at FS | 0 | 0.0-0 | 0.0-0 | 0 | 0-0 | 0 | 0-0 | 0 |
| Nov 24 | USU | 0 | 0.0-0 | 0.0-0 | 0 | 0-0 | 0 | 0-0 | 0 |
| TOTAL (11 gms) | | 2 | 0.0-0 | 0.0-0 | 0 | 0-0 | 0 | 0-0 | 0 |

2024

| Date | Opponent | TKL | TFL-Yds | Sack-Yds | FF | FR-Yds | PBU | INT-yds | TD |
|-----------------------|----------|-----------|--------------|--------------|----------|------------|----------|------------|----------|
| Aug 24 | MONT ST | 3 | 0.0-0 | 0.0-0 | 0 | 0-0 | 0 | 0-0 | 0 |
| Aug 31 | at ARIZ | 0 | 0.0-0 | 0.0-0 | 0 | 0-0 | 0 | 0-0 | 0 |
| Sept 14 | at AUB | 0 | 0.0-0 | 0.0-0 | 0 | 0-0 | 0 | 0-0 | 0 |
| Sept 21 | FS | 1 | 0.0-0 | 0.0-0 | 0 | 0-0 | 0 | 0-0 | 0 |
| Sept 28 | at NMSU | 4 | 0.5-1 | 0.5-1 | 0 | 0-0 | 0 | 0-0 | 0 |
| Oct 12 | AFA | 0 | 0.0-0 | 0.0-0 | 0 | 0-0 | 0 | 0-0 | 0 |
| Oct 19 | at USU | 0 | 0.0-0 | 0.0-0 | 0 | 0-0 | 0 | 0-0 | 0 |
| Oct 26 | at CSU | 0 | 0.0-0 | 0.0-0 | 0 | 0-0 | 0 | 0-0 | 0 |
| Nov 2 | WYO | 0 | 0.0-0 | 0.0-0 | 0 | 0-0 | 0 | 0-0 | 0 |
| Nov 9 | at SDSU | 1 | 0.0-0 | 0.0-0 | 0 | 0-0 | 0 | 0-0 | 0 |
| Nov 16 | WSU | 1 | 0.0-0 | 0.0-0 | 0 | 0-0 | 0 | 0-0 | 0 |
| Nov 30 | at HAW | 1 | 0.0-0 | 0.0-0 | 0 | 0-0 | 0 | 0-0 | 0 |
| TOTAL (12 gms) | | 11 | 0.5-1 | 0.5-1 | 0 | 0-0 | 0 | 0-0 | 0 |

2025

| Date | Opponent | TKL | TFL-Yds | Sack-Yds | FF | FR-Yds | PBU | INT-yds | TD |
|------------------------|----------|-----------|--------------|--------------|----------|------------|----------|------------|----------|
| Aug 30 | MICH | 1 | 0.0-0 | 0.0-0 | 0 | 0-0 | 0 | 0-0 | 0 |
| Sept 6 | IDST | 3 | 0.5-1 | 0.0-0 | 0 | 0-0 | 0 | 1-0 | 0 |
| Sept 12 | at UCLA | 8 | 1.0-3 | 0.0-0 | 0 | 0-0 | 0 | 0-0 | 0 |
| Sept 27 | NMSU | | | | | | | | |
| Oct 3 | at SJSU | | | | | | | | |
| Oct 11 | at BSU | | | | | | | | |
| Oct 18 | NEV | | | | | | | | |
| Oct 25 | USU | | | | | | | | |
| Nov 1 | at UNLV | | | | | | | | |
| Nov 15 | CSU | | | | | | | | |
| Nov 22 | at AFA | | | | | | | | |
| Nov 28 | SDSU | | | | | | | | |
| TOTAL | | 12 | 1.5-4 | 0.0-0 | 0 | 0-0 | 0 | 1-0 | 0 |
| CAREER (26 gms) | | 25 | 2.0-5 | 0.5-1 | 0 | 0-0 | 0 | 1-0 | 0 |

#7 - Tavian Combs

2020

| Date | Opponent | TKL | TFL-Yds | Sack-Yds | FF | FR-Yds | PBU | INT-yds | TD |
|----------------------|----------|-----------|--------------|--------------|----------|------------|----------|------------|----------|
| Oct 24 | at CSU | | | | | No Contest | | | |
| Oct 31 | SJSU | 10 | 0.0-0 | 0.0-0 | 0 | 0-0 | 0 | 0-0 | 0 |
| Nov 7 | at HAW | 7 | 0.0-0 | 0.0-0 | 0 | 0-0 | 0 | 0-0 | 0 |
| Nov 14 | NEV | 7 | 0.0-0 | 0.0-0 | 0 | 0-0 | 0 | 0-0 | 0 |
| Nov 20 | at AFA | 5 | 0.0-0 | 0.0-0 | 0 | 0-0 | 0 | 0-0 | 0 |
| Nov 26 | at USU | 7 | 0.0-0 | 0.0-0 | 1 | 0-0 | 0 | 0-0 | 0 |
| Dec 5 | WYO | 3 | 0.0-0 | 0.0-0 | 0 | 0-0 | 1 | 0-0 | 0 |
| Dec 12 | FS | 12 | 0.5-1 | 0.5-1 | 0 | 0-0 | 0 | 0-0 | 0 |
| TOTAL (7 gms) | | 51 | 0.5-1 | 0.5-1 | 1 | 0-0 | 1 | 0-0 | 0 |

2021

| Date | Opponent | TKL | TFL-Yds | Sack-Yds | FF | FR-Yds | PBU | INT-yds | TD |
|-----------------------|----------|-----------|--------------|--------------|----------|--------------|----------|------------|----------|
| Sept 2 | HBU | 12 | 0.5-0 | 0.0-0 | 1 | 0-0 | 1 | 1-1 | 0 |
| Sept 11 | NMSU | 5 | 0.0-0 | 0.0-0 | 0 | 0-0 | 0 | 0-0 | 0 |
| Sept 18 | at TAMU | 11 | 0.0-0 | 0.0-0 | 0 | 0-0 | 1 | 1-0 | 0 |
| Sept 25 | at UTEP | 4 | 0.0-0 | 0.0-0 | 0 | 0-0 | 0 | 0-0 | 0 |
| Oct 2 | AFA | 7 | 0.0-0 | 0.0-0 | 0 | 0-0 | 0 | 0-0 | 0 |
| Oct 9 | at SDSU | 11 | 0.0-0 | 0.0-0 | 0 | 0-0 | 0 | 0-0 | 0 |
| Oct 16 | CSU | 6 | 0.0-0 | 0.0-0 | 0 | 0-0 | 0 | 0-0 | 0 |
| Oct 23 | at WYO | 7 | 0.0-0 | 0.0-0 | 0 | 0-0 | 1 | 0-0 | 0 |
| Nov 6 | UNLV | 5 | 0.0-0 | 0.0-0 | 0 | 0-0 | 0 | 0-0 | 0 |
| Nov 13 | at FS | | | | | Did Not Play | | | |
| Nov 20 | at BSU | 8 | 1.0-1 | 0.0-0 | 0 | 0-0 | 1 | 0-0 | 0 |
| Nov 26 | USU | 5 | 0.0-0 | 0.0-0 | 0 | 0-0 | 0 | 0-0 | 0 |
| TOTAL (11 gms) | | 81 | 1.5-1 | 0.0-0 | 1 | 0-0 | 4 | 2-1 | 0 |

2022

| Date | Opponent | TKL | TFL-Yds | Sack-Yds | FF | FR-Yds | PBU | INT-yds | TD |
|----------------------|----------|-----------|--------------|--------------|----------|--------------|----------|------------|----------|
| Sept 3 | MAINE | 4 | 0.0-0 | 0.0-0 | 0 | 0-0 | 1 | 0-0 | 0 |
| Sept 9 | BSU | 11 | 0.0-0 | 0.0-0 | 1 | 0-0 | 0 | 0-0 | 0 |
| Sept 17 | UTEP | 1 | 0.0-0 | 0.0-0 | 0 | 0-0 | 0 | 0-0 | 0 |
| Sept 24 | at LSU | | | | | Did Not Play | | | |
| Sept 30 | at UNLV | | | | | Did Not Play | | | |
| Oct 8 | WYO | | | | | Did Not Play | | | |
| Oct 15 | at NMSU | | | | | Did Not Play | | | |
| Oct 22 | FS | | | | | Did Not Play | | | |
| Nov 5 | at USU | | | | | Did Not Play | | | |
| Nov 12 | at AFA | | | | | Did Not Play | | | |
| Nov 18 | SDSU | | | | | Did Not Play | | | |
| Nov 25 | at CSU | | | | | Did Not Play | | | |
| TOTAL (3 gms) | | 15 | 0.0-0 | 0.0-0 | 1 | 0-0 | 1 | 0-0 | 0 |

2023

| Date | Opponent | TKL | TFL-Yds | Sack-Yds | FF | FR-Yds | PBU | INT-yds | TD |
|------------------------|----------|-----------|--------------|--------------|----------|--------------|----------|------------|----------|
| Sept 2 | at TAMU | 11 | 0.0-0 | 0.0-0 | 0 | 0-0 | 1 | 0-0 | 0 |
| Sept 9 | TTU | | | | | Did Not Play | | | |
| Sept 16 | NMSU | 8 | 1.0-5 | 0.0-0 | 1 | 0-0 | 0 | 0-0 | 0 |
| Sept 23 | at UMASS | 14 | 1.0-1 | 0.0-0 | 0 | 0-0 | 0 | 0-0 | 0 |
| Sept 30 | at WYO | 9 | 1.0-2 | 0.0-0 | 0 | 0-0 | 0 | 0-0 | 0 |
| Oct 14 | SJSU | 4 | 0.0-0 | 0.0-0 | 0 | 0-0 | 0 | 0-0 | 0 |
| Oct 21 | HAW | | | | | Did Not Play | | | |
| Oct 28 | at NEV | | | | | Did Not Play | | | |
| Nov 4 | UNLV | | | | | Did Not Play | | | |
| Nov 11 | at BSU | | | | | Did Not Play | | | |
| Nov 18 | at FS | | | | | Did Not Play | | | |
| Nov 24 | USU | | | | | Did Not Play | | | |
| TOTAL (5 games) | | 46 | 3.0-8 | 0.0-0 | 1 | 0-0 | 1 | 0-0 | 0 |

2024

| Date | Opponent | TKL | TFL-Yds | Sack-Yds |
|------|----------|-----|---------|----------|
|------|----------|-----|---------|----------|



2024

| Date | Opponent | TKL | TFL-Yds | Sack-Yds | FF | FR-Yds | PBU | INT-yds | TD |
|----------------------|------------|----------|--------------|--------------|----------|------------|----------|------------|----------|
| Aug 31 | at HAW | | | Did Not Play | | | | | |
| Sept 14 | IND | | | Did Not Play | | | | | |
| Sept 21 | at LSU | | | Did Not Play | | | | | |
| Sept 28 | OREGON | | | Did Not Play | | | | | |
| Oct 5 | at PENN ST | | | Did Not Play | | | | | |
| Oct 12 | MINN | | | Did Not Play | | | | | |
| Oct 19 | at RUT | | | Did Not Play | | | | | |
| Nov 2 | at NEB | | | Did Not Play | | | | | |
| Nov 8 | IOWA | | | Did Not Play | | | | | |
| Nov 15 | at WASH | | | Did Not Play | | | | | |
| Nov 23 | USC | | | Did Not Play | | | | | |
| Nov 30 | FS | | | Did Not Play | | | | | |
| TOTAL (0 gms) | | 0 | 0.0-0 | 0.0-0 | 0 | 0-0 | 0 | 0-0 | 0 |

2025

| Date | Opponent | TKL | TFL-Yds | Sack-Yds | FF | FR-Yds | PBU | INT-yds | TD |
|------------------------|----------|----------|--------------|--------------|----------|------------|----------|------------|----------|
| Aug 30 | MICH | | | Did Not Play | | | | | |
| Sept 6 | IDST | 1 | 0.0-0 | 0.0-0 | 0 | 0-0 | 0 | 0-0 | 0 |
| Sept 12 | at UCLA | 1 | 0.0-0 | 0.0-0 | 0 | 0-0 | 0 | 0-0 | 0 |
| Sept 27 | NMSU | | | | | | | | |
| Oct 3 | at SJSU | | | | | | | | |
| Oct 11 | at BSU | | | | | | | | |
| Oct 18 | NEV | | | | | | | | |
| Oct 25 | USU | | | | | | | | |
| Nov 1 | at UNLV | | | | | | | | |
| Nov 15 | CSU | | | | | | | | |
| Nov 22 | at AFA | | | | | | | | |
| Nov 28 | SDSU | | | | | | | | |
| TOTAL | | 2 | 0.0-0 | 0.0-0 | 0 | 0-0 | 0 | 0-0 | 0 |
| UCLA (2 gms) | | 4 | 0.0-0 | 0.0-0 | 0 | 0-0 | 0 | 0-0 | 0 |
| OVERALL (4 gms) | | 6 | 0.0-0 | 0.0-0 | 0 | 0-0 | 0 | 0-0 | 0 |

#13 Chris Gant, Jr.

2024 (North Texas)

| Date | Opponent | TKL | TFL-Yds | Sack-Yds | FF | FR-Yds | PBU | INT-yds | TD |
|----------------------|-----------|----------|--------------|--------------|----------|------------|----------|------------|----------|
| Aug 31 | at SO ALA | | | Did Not Play | | | | | |
| Sept 7 | SFA | | | Did Not Play | | | | | |
| Sept 14 | at TTU | | | Did Not Play | | | | | |
| Sept 21 | WYO | | | Did Not Play | | | | | |
| Sept 28 | TULSA | 4 | 0.0-0 | 0.0-0 | 0 | 0-0 | 0 | 0-0 | 0 |
| Oct 12 | at FAU | | | Did Not Play | | | | | |
| Oct 19 | at MEM | | | Did Not Play | | | | | |
| Oct 26 | TULANE | | | Did Not Play | | | | | |
| Nov 9 | ARMY | | | Did Not Play | | | | | |
| Nov 15 | at UTSA | | | Did Not Play | | | | | |
| Nov 23 | ECU | 3 | 0.0-0 | 0.0-0 | 0 | 0-0 | 0 | 0-0 | 0 |
| Nov 30 | at TEMPLE | 1 | 0.0-0 | 0.0-0 | 0 | 0-0 | 0 | 0-0 | 0 |
| Jan 3 | TX ST | | | Did Not Play | | | | | |
| TOTAL (3 gms) | | 8 | 0.0-0 | 0.0-0 | 0 | 0-0 | 0 | 0-0 | 0 |

2025

| Date | Opponent | TKL | TFL-Yds | Sack-Yds | FF | FR-Yds | PBU | INT-yds | TD |
|----------------------------|----------|----------|--------------|--------------|----------|------------|----------|------------|----------|
| Aug 30 | MICH | | | Did Not Play | | | | | |
| Sept 6 | IDST | 0 | 0.0-0 | 0.0-0 | 0 | 0-0 | 0 | 0-0 | 0 |
| Sept 12 | at UCLA | 0 | 0.0-0 | 0.0-0 | 0 | 0-0 | 0 | 0-0 | 0 |
| Sept 27 | NMSU | | | | | | | | |
| Oct 3 | at SJSU | | | | | | | | |
| Oct 11 | at BSU | | | | | | | | |
| Oct 18 | NEV | | | | | | | | |
| Oct 25 | USU | | | | | | | | |
| Nov 1 | at UNLV | | | | | | | | |
| Nov 15 | CSU | | | | | | | | |
| Nov 22 | at AFA | | | | | | | | |
| Nov 28 | SDSU | | | | | | | | |
| TOTAL | | 0 | 0.0-0 | 0.0-0 | 0 | 0-0 | 0 | 0-0 | 0 |
| NORTH TEXAS (3 gms) | | 8 | 0.0-0 | 0.0-0 | 0 | 0-0 | 0 | 0-0 | 0 |
| OVERALL (5 gms) | | 8 | 0.0-0 | 0.0-0 | 0 | 0-0 | 0 | 0-0 | 0 |

#18 - Caleb Coleman

2021 (West Virginia)

| Date | Opponent | TKL | TFL-Yds | Sack-Yds | FF | FR-Yds | PBU | INT-yds | TD |
|----------------------|-----------|----------|--------------|--------------|----------|------------|----------|------------|----------|
| Sept 4 | at MD | | | Did Not Play | | | | | |
| Sept 11 | LIU | 1 | 1.0-1 | 0.0-0 | 0 | 0-0 | 0 | 0-0 | 0 |
| Sept 18 | VA TECH | | | Did Not Play | | | | | |
| Sept 25 | at OKLA | | | Did Not Play | | | | | |
| Oct 2 | TTU | | | Did Not Play | | | | | |
| Oct 9 | at BAYLOR | 0 | 0.0-0 | 0.0-0 | 0 | 0-0 | 0 | 0-0 | 0 |
| Oct 23 | at TCU | | | Did Not Play | | | | | |
| Oct 30 | IOWA ST | 0 | 0.0-0 | 0.0-0 | 0 | 0-0 | 0 | 0-0 | 0 |
| Nov 6 | OK STATE | | | Did Not Play | | | | | |
| Nov 13 | at KSTATE | | | Did Not Play | | | | | |
| Nov 20 | TEXAS | 0 | 0.0-0 | 0.0-0 | 0 | 0-0 | 0 | 0-0 | 0 |
| Nov 27 | at KANSAS | | | Did Not Play | | | | | |
| Dec 28 | vs. MINN | | | Did Not Play | | | | | |
| TOTAL (4 gms) | | 1 | 1.0-1 | 0.0-0 | 0 | 0-0 | 0 | 0-0 | 0 |

2022 (West Virginia)

| Date | Opponent | TKL | TFL-Yds | Sack-Yds | FF | FR-Yds | PBU | INT-yds | TD |
|----------------------|-------------|----------|--------------|--------------|----------|------------|----------|------------|----------|
| Sept 1 | at PITT | | | Did Not Play | | | | | |
| Sept 10 | KANSAS | | | Did Not Play | | | | | |
| Sept 17 | TOWSON | 1 | 0.0-0 | 0.0-0 | 0 | 0-0 | 0 | 0-0 | 0 |
| Sept 22 | at VA TECH | | | Did Not Play | | | | | |
| Oct 1 | at TEXAS | | | Did Not Play | | | | | |
| Oct 13 | BAYLOR | | | Did Not Play | | | | | |
| Oct 22 | at TTU | 0 | 0.0-0 | 0.0-0 | 0 | 0-0 | 0 | 0-0 | 0 |
| Oct 29 | TCU | | | Did Not Play | | | | | |
| Nov 5 | at IA STATE | 1 | 0.0-0 | 0.0-0 | 0 | 0-0 | 0 | 0-0 | 0 |
| Nov 12 | OKLA | | | Did Not Play | | | | | |
| Nov 19 | KSTATE | 0 | 0.0-0 | 0.0-0 | 0 | 0-0 | 0 | 0-0 | 0 |
| Nov 26 | at OKLA ST | 1 | 0.0-0 | 0.0-0 | 0 | 0-0 | 0 | 0-0 | 0 |
| TOTAL (5 gms) | | 3 | 0.0-0 | 0.0-0 | 0 | 0-0 | 0 | 0-0 | 0 |

2023 (Texas State)

| Date | Opponent | TKL | TFL-Yds | Sack-Yds | FF | FR-Yds | PBU | INT-yds | TD |
|-----------------------|------------|-----------|---------------|--------------|----------|------------|----------|------------|----------|
| Sept 2 | at BAYLOR | 4 | 2.0-16 | 1.0-9 | 0 | 0-0 | 0 | 0-0 | 0 |
| Sept 9 | at UTSA | 3 | 1.0-6 | 0.0-0 | 0 | 0-0 | 1 | 0-0 | 0 |
| Sept 16 | JACK ST | 0 | 0.0-0 | 0.0-0 | 0 | 0-0 | 0 | 0-0 | 0 |
| Sept 23 | NEV | 3 | 0.5-1 | 0.0-0 | 0 | 0-0 | 0 | 0-0 | 0 |
| Sept 30 | at SO MISS | 3 | 0.0-0 | 0.0-0 | 0 | 0-0 | 1 | 0-0 | 0 |
| Oct 7 | at L'SIANA | 1 | 0.0-0 | 0.0-0 | 0 | 0-0 | 0 | 0-0 | 0 |
| Oct 14 | ULM | 0 | 0.0-0 | 0.0-0 | 0 | 0-0 | 0 | 0-0 | 0 |
| Oct 28 | TROY | 1 | 0.0-0 | 0.0-0 | 0 | 0-0 | 0 | 0-0 | 0 |
| Nov 4 | GA SO | 1 | 0.0-0 | 0.0-0 | 0 | 0-0 | 0 | 0-0 | 0 |
| Nov 11 | at CCU | 2 | 1.0-7 | 0.0-0 | 0 | 0-0 | 0 | 0-0 | 0 |
| Nov 18 | at ARK ST | 5 | 1.0-1 | 0.0-0 | 0 | 0-0 | 0 | 0-0 | 0 |
| Nov 25 | SO ALA | 3 | 0.0-0 | 0.0-0 | 0 | 0-0 | 0 | 0-0 | 0 |
| Dec 26 | vs. RICE | 1 | 0.0-0 | 0.0-0 | 0 | 0-0 | 0 | 0-0 | 0 |
| TOTAL (13 gms) | | 27 | 5.5-31 | 1.0-9 | 0 | 0-0 | 2 | 0-0 | 0 |

2024 (Texas State)

| Date | Opponent | TKL | TFL-Yds | Sack-Yds | FF | FR-Yds | PBU | INT-yds | TD |
|-----------------------|-----------|----------|--------------|--------------|----------|------------|----------|------------|----------|
| Aug 31 | LAMAR | | | Did Not Play | | | | | |
| Sept 7 | UTSA | 0 | 0.0-0 | 0.0-0 | 0 | 0-0 | 0 | 0-0 | 0 |
| Sept 12 | AZ ST | | | Did Not Play | | | | | |
| Sept 28 | vs. SHSU | 0 | 0.0-0 | 0.0-0 | 0 | 0-0 | 0 | 0-0 | 0 |
| Oct 3 | at TROY | 2 | 0.0-0 | 0.0-0 | 0 | 0-0 | 0 | 0-0 | 0 |
| Oct 12 | AKR ST | 0 | 0.0-0 | 0.0-0 | 0 | 0-0 | 0 | 0-0 | 0 |
| Oct 19 | at ODU | 1 | 0.0-0 | 0.0-0 | 0 | 0-0 | 0 | 0-0 | 0 |
| Oct 29 | L'SIANA | 1 | 0.5-1 | 0.0-0 | 0 | 0-0 | 0 | 0-0 | 0 |
| Nov 9 | at ULM | 0 | 0.0-0 | 0.0-0 | 0 | 0-0 | 0 | 0-0 | 0 |
| Nov 16 | SO MISS | | | Did Not Play | | | | | |
| Nov 23 | GA ST | 0 | 0.0-0 | 0.0-0 | 0 | 0-0 | 0 | 0-0 | 0 |
| Nov 29 | at SO ALA | 1 | 0.0-0 | 0.0-0 | 0 | 0-0 | 0 | 0-0 | 0 |
| Jan 3 | vs. UNT | 0 | 0.0-0 | 0.0-0 | 0 | 0-0 | 0 | 0-0 | 0 |
| TOTAL (10 gms) | | 5 | 0.5-1 | 0.0-0 | 0 | 0-0 | 0 | 0-0 | 0 |

2025

| Date | Opponent | TKL | TFL-Yds | Sack-Yds | FF | FR-Yds | PBU | INT-yds | TD |
|------------------------------|----------|-----------|---------------|--------------|----------|------------|----------|------------|----------|
| Aug 30 | MICH | 3 | 0.0-0 | 0.0-0 | 0 | 0-0 | 0 | 0-0 | 0 |
| Sept 6 | IDST | 6 | 0.0-0 | 0.0-0 | 0 | 0-0 | 0 | 0-0 | 0 |
| Sept 12 | at UCLA | 6 | 0.0-0 | 0.0-0 | 0 | 0-0 | 0 | 0-0 | 0 |
| Sept 27 | NMSU | | | | | | | | |
| Oct 3 | at SJSU | | | | | | | | |
| Oct 11 | at BSU | | | | | | | | |
| Oct 18 | NEV | | | | | | | | |
| Oct 25 | USU | | | | | | | | |
| Nov 1 | at UNLV | | | | | | | | |
| Nov 15 | CSU | | | | | | | | |
| Nov 22 | at AFA | | | | | | | | |
| Nov 28 | SDSU | | | | | | | | |
| TOTAL | | 15 | 0.0-0 | 0.0-0 | 0 | 0-0 | 0 | 0-0 | 0 |
| WEST VIRGINIA (9 gms) | | 4 | 1.0-1 | 0.0-0 | 0 | 0-0 | 0 | 0-0 | 0 |
| TEXAS STATE (23 gms) | | 32 | 6.0-32 | 1.0-9 | 0 | 0-0 | 2 | 0-0 | 0 |
| OVERALL (35 gms) | | 51 | 7.0-33 | 1.0-9 | 0 | 0-0 | 2 | 0-0 | 0 |

#21 - Austin Brawley

2022 (Ohio)

| Date | Opponent | TKL | TFL-Yds | Sack-Yds | FF | FR-Yds | PBU | INT-yds | TD |
|-----------------------|------------|-----------|--------------|--------------|----------|------------|----------|------------|----------|
| Sept 3 | FAU | 0 | 0.0-0 | 0.0-0 | 0 | 0-0 | 0 | 0-0 | 0 |
| Sept 10 | at PENN ST | 1 | 0.0-0 | 0.0-0 | 0 | 0-0 | 0 | 0-0 | 0 |
| Sept 17 | at IOWA ST | 0 | 0.0-0 | 0.0-0 | 0 | 0-0 | 0 | 0-0 | 0 |
| Sept 24 | FORDHAM | | | Did Not Play | | | | | |
| Oct 1 | at KENT ST | 1 | 0.0-0 | 0.0-0 | 0 | 0-0 | 0 | 0-0 | 0 |
| Oct 8 | AKRON | 7 | 1.0-2 | 0.0-0 | 0 | 0-0 | 0 | 0-0 | 0 |
| Oct 15 | at MU | 4 | 0.0-0 | 0.0-0 | 0 | 0-0 | 0 | 0-0 | 0 |
| Oct 22 | NIU | 2 | 0.0-0 | 0.0-0 | 0 | 0-0 | 0 | 0-0 | 0 |
| Nov 1 | BUFFALO | 1 | 0.0-0 | 0.0-0 | 0 | 0-0 | 0 | 0-0 | 0 |
| Nov 8 | at MIA-OH | 2 | 1.0-3 | 1.0-3 | 0 | 0-0 | 0 | 0-0 | 0 |
| Nov 15 | at BALL ST | 0 | 0.0-0 | 0.0-0 | 0 | 0-0 | 0 | 0-0 | 0 |
| Nov 22 | BGU | 2 | 0.0-3 | 0.0-0 | 0 | 0-0 | 0 | 0-0 | 0 |
| Dec 3 | vs. TOLEDO | 0 | 0.0-0 | 0.0-0 | 0 | 0-0 | 0 | 0-0 | 0 |
| Dec 30 | vs. WYO | 0 | 0.0-0 | 0.0-0 | 0 | 0-0 | 0 | 0-0 | 0 |
| TOTAL (13 gms) | | 20 | 2.0-5 | 1.0-3 | 0 | 0-0 | 0 | 0-0 | 0 |

2023 (Ohio)

| Date | Opponent | TKL | TFL-Yds | Sack-Yds | FF | FR-Yds | PBU | INT-yds | TD |
|---------------|------------|-----|---------|----------|--------------|--------|-----|---------|----|
| Aug 26 | at SDSU | 9 | 0.0-0 | 0.0-0 | 0 | 1-0 | 1 | 0-0 | 0 |
| Sept 2 | LIU | 2 | 0.0-0 | 0.0-0 | 0 | 0-0 | 1 | 1-5 | 0 |
| Sept 9 | at FAU | 4 | 0.0-0 | 0.0-0 | 0 | 0-0 | 0 | 1-0 | 0 |
| Sept 16 | IOWA ST | 4 | 0.5-1 | 0.0-0 | 0 | 0-0 | 0 | 0-0 | 0 |
| Sept 23 | at BGU | 4 | 0.0-0 | 0.0-0 | 0 | 0-0 | 0 | 0-0 | 0 |
| Oct 7 | KENT ST | 6 | 0.0-0 | 0.0-0 | 0 | 0-0 | 0 | 0-0 | 0 |
| Oct 14 | at NIU | 2 | 0.0-0 | 0.0-0 | 0 | 0-0 | 0 | 0-0 | 0 |
| Oct 21 | WMU | 2 | 0.0-0 | 0.0-0 | 0 | 0-0 | 0 | 0-0 | 0 |
| Oct 28 | MIA-OH | 6 | 0.0-0 | 0.0-0 | 0 | 0-0 | 0 | 0-0 | 0 |
| Nov 7 | at BUFFALO | | | | Did Not Play | | | | |
| Nov 15 | CMU | | | | Did Not Play | | | | |
| Nov 24 | at AKRON | | | | Did Not Play | | | | |
| Dec 16 | vs. GA SO | | | | Did Not Play | | | | |
| TOTAL (9 gms) | | 39 | 0.5-1 | 0.0-0 | 0 | 1-0 | 2 | 0-0 | 0 |



2025

| Date | Opponent | TKL | TFL-Yds | Sack-Yds | FF | FR-Yds | PBU | INT-yds | TD |
|-------------------------|----------|----------|--------------|--------------|----------|------------|----------|------------|----------|
| Aug 30 | MICH | 0 | 0.0-0 | 0.0-0 | 0 | 0-0 | 0 | 0-0 | 0 |
| Sept 6 | IDST | 1 | 0.0-0 | 0.0-0 | 0 | 0-0 | 0 | 0-0 | 0 |
| Sept 12 | at UCLA | 0 | 0.0-0 | 0.0-0 | 0 | 0-0 | 0 | 0-0 | 0 |
| Sept 27 | NMSU | | | | | | | | |
| Oct 3 | at SJSU | | | | | | | | |
| Oct 11 | at BSU | | | | | | | | |
| Oct 18 | NEV | | | | | | | | |
| Oct 25 | USU | | | | | | | | |
| Nov 1 | at UNLV | | | | | | | | |
| Nov 15 | CSU | | | | | | | | |
| Nov 22 | at AFA | | | | | | | | |
| Nov 28 | SDSU | | | | | | | | |
| TOTAL | | 1 | 0.0-0 | 0.0-0 | 0 | 0-0 | 0 | 0-0 | 0 |
| SFA (8 gms) | | 7 | 2.0-2 | 0.0-0 | 0 | 0-0 | 4 | 1-0 | 0 |
| OVERALL (11 gms) | | 8 | 2.0-2 | 0.0-0 | 0 | 0-0 | 4 | 1-0 | 0 |

#25 Drew Speech

2024

| Date | Opponent | TKL | TFL-Yds | Sack-Yds | FF | FR-Yds | PBU | INT-yds | TD |
|----------------------|----------|----------|--------------|--------------|----------|------------|----------|------------|----------|
| Aug 24 | MONT ST | | | | | | | | |
| Aug 31 | at ARIZ | | | | | | | | |
| Sept 14 | at AUB | | | | | | | | |
| Sept 21 | FS | | | | | | | | |
| Sept 28 | at NMSU | | | | | | | | |
| Oct 12 | AFA | 0 | 0.0-0 | 0.0-0 | 0 | 0-0 | 0 | 0-0 | 0 |
| Oct 19 | at USU | | | | | | | | |
| Oct 26 | at CSU | | | | | | | | |
| Nov 2 | WYO | | | | | | | | |
| Nov 9 | at SDSU | 0 | 0.0-0 | 0.0-0 | 0 | 0-0 | 1 | 0-0 | 0 |
| Nov 16 | WSU | 3 | 1.0-5 | 0.0-0 | 1 | 0-0 | 1 | 0-0 | 0 |
| Nov 30 | at HAW | 5 | 0.0-0 | 0.0-0 | 0 | 0-0 | 0 | 0-0 | 0 |
| TOTAL (4 gms) | | 8 | 1.0-5 | 0.0-0 | 1 | 0-0 | 2 | 0-0 | 0 |

2025

| Date | Opponent | TKL | TFL-Yds | Sack-Yds | FF | FR-Yds | PBU | INT-yds | TD |
|------------------------|----------|-----------|--------------|--------------|----------|------------|----------|------------|----------|
| Aug 30 | MICH | 0 | 0.0-0 | 0.0-0 | 0 | 0-0 | 0 | 0-0 | 0 |
| Sept 6 | IDST | 2 | 0.0-0 | 0.0-0 | 0 | 0-0 | 0 | 0-0 | 0 |
| Sept 12 | at UCLA | 2 | 0.0-0 | 0.0-0 | 0 | 0-0 | 2 | 0-0 | 0 |
| Sept 27 | NMSU | | | | | | | | |
| Oct 3 | at SJSU | | | | | | | | |
| Oct 11 | at BSU | | | | | | | | |
| Oct 18 | NEV | | | | | | | | |
| Oct 25 | USU | | | | | | | | |
| Nov 1 | at UNLV | | | | | | | | |
| Nov 15 | CSU | | | | | | | | |
| Nov 22 | at AFA | | | | | | | | |
| Nov 28 | SDSU | | | | | | | | |
| TOTAL | | 4 | 0.0-0 | 0.0-0 | 0 | 0-0 | 2 | 0-0 | 0 |
| OVERALL (7 gms) | | 12 | 1.0-5 | 0.0-0 | 1 | 0-0 | 4 | 0-0 | 0 |

#26 CJ McBean

2025

| Date | Opponent | TKL | TFL-Yds | Sack-Yds | FF | FR-Yds | PBU | INT-yds | TD |
|-----------------------|----------|----------|--------------|--------------|----------|------------|----------|------------|----------|
| Aug 30 | MICH | | | | | | | | |
| Sept 6 | IDST | 3 | 0.0-0 | 0.0-0 | 0 | 0-0 | 0 | 0-0 | 0 |
| Sept 12 | at UCLA | 4 | 0.0-0 | 0.0-0 | 0 | 0-0 | 0 | 0-0 | 0 |
| Sept 27 | NMSU | | | | | | | | |
| Oct 3 | at SJSU | | | | | | | | |
| Oct 11 | at BSU | | | | | | | | |
| Oct 18 | NEV | | | | | | | | |
| Oct 25 | USU | | | | | | | | |
| Nov 1 | at UNLV | | | | | | | | |
| Nov 15 | CSU | | | | | | | | |
| Nov 22 | at AFA | | | | | | | | |
| Nov 28 | SDSU | | | | | | | | |
| TOTAL | | 7 | 0.0-0 | 0.0-0 | 0 | 0-0 | 0 | 0-0 | 0 |
| CAREER (2 gms) | | 7 | 0.0-0 | 0.0-0 | 0 | 0-0 | 0 | 0-0 | 0 |

#29 - Aaron Smith

2023

| Date | Opponent | TKL | TFL-Yds | Sack-Yds | FF | FR-Yds | PBU | INT-yds | TD |
|-----------------------|----------|-----------|--------------|--------------|----------|------------|----------|------------|----------|
| Sept 2 | at TAMU | 0 | 0.0-0 | 0.0-0 | 0 | 0-0 | 0 | 0-0 | 0 |
| Sept 9 | TTU | 2 | 0.0-0 | 0.0-0 | 0 | 0-0 | 1 | 0-0 | 0 |
| Sept 16 | NMSU | 0 | 0.0-0 | 0.0-0 | 0 | 0-0 | 0 | 0-0 | 0 |
| Sept 23 | at UMASS | 0 | 0.0-0 | 0.0-0 | 0 | 0-0 | 1 | 0-0 | 0 |
| Sept 30 | at WYO | 6 | 0.0-0 | 0.0-0 | 0 | 0-0 | 0 | 0-0 | 0 |
| Oct 14 | SJSU | 0 | 0.0-0 | 0.0-0 | 0 | 0-0 | 0 | 0-0 | 0 |
| Oct 21 | HAW | 0 | 0.0-0 | 0.0-0 | 0 | 0-0 | 0 | 0-0 | 0 |
| Oct 28 | at NEV | | | | | | | | |
| Nov 4 | UNLV | 0 | 0.0-0 | 0.0-0 | 0 | 0-0 | 0 | 0-0 | 0 |
| Nov 11 | at BSU | 1 | 0.0-0 | 0.0-0 | 0 | 0-0 | 1 | 0-0 | 0 |
| Nov 18 | at FS | 1 | 0.0-0 | 0.0-0 | 0 | 0-0 | 0 | 0-0 | 0 |
| Nov 24 | USU | 2 | 0.0-0 | 0.0-0 | 0 | 0-0 | 0 | 0-0 | 0 |
| TOTAL (11 gms) | | 12 | 0.0-0 | 0.0-0 | 0 | 0-0 | 2 | 0-0 | 0 |

2024

| Date | Opponent | TKL | TFL-Yds | Sack-Yds | FF | FR-Yds | PBU | INT-yds | TD |
|----------------------|----------|----------|--------------|--------------|----------|------------|----------|------------|----------|
| Aug 24 | MONT ST | | | | | | | | |
| Aug 31 | at ARIZ | | | | | | | | |
| Sept 14 | at AUB | | | | | | | | |
| Sept 21 | FS | 0 | 0.0-0 | 0.0-0 | 0 | 0-0 | 0 | 0-0 | 0 |
| Sept 28 | at NMSU | | | | | | | | |
| Oct 12 | AFA | 0 | 0.0-0 | 0.0-0 | 0 | 0-0 | 0 | 0-0 | 0 |
| Oct 19 | at USU | 0 | 0.0-0 | 0.0-0 | 0 | 0-0 | 0 | 0-0 | 0 |
| Oct 26 | at CSU | | | | | | | | |
| Nov 2 | WYO | | | | | | | | |
| Nov 9 | at SDSU | | | | | | | | |
| Nov 16 | WSU | | | | | | | | |
| Nov 30 | at HAW | | | | | | | | |
| TOTAL (3 gms) | | 0 | 0.0-0 | 0.0-0 | 0 | 0-0 | 0 | 0-0 | 0 |

2025

| Date | Opponent | TKL | TFL-Yds | Sack-Yds | FF | FR-Yds | PBU | INT-yds | TD |
|-------------------------|----------|-----------|--------------|--------------|----------|------------|----------|------------|----------|
| Aug 30 | MICH | 0 | 0.0-0 | 0.0-0 | 0 | 0-0 | 0 | 0-0 | 0 |
| Sept 6 | IDST | 2 | 0.0-0 | 0.0-0 | 0 | 0-0 | 0 | 0-0 | 0 |
| Sept 12 | at UCLA | 0 | 0.0-0 | 0.0-0 | 0 | 0-0 | 0 | 0-0 | 0 |
| Sept 27 | NMSU | | | | | | | | |
| Oct 3 | at SJSU | | | | | | | | |
| Oct 11 | at BSU | | | | | | | | |
| Oct 18 | NEV | | | | | | | | |
| Oct 25 | USU | | | | | | | | |
| Nov 1 | at UNLV | | | | | | | | |
| Nov 15 | CSU | | | | | | | | |
| Nov 22 | at AFA | | | | | | | | |
| Nov 28 | SDSU | | | | | | | | |
| TOTAL | | 2 | 0.0-0 | 0.0-0 | 0 | 0-0 | 0 | 0-0 | 0 |
| OVERALL (15 gms) | | 14 | 0.0-0 | 0.0-0 | 0 | 0-0 | 0 | 0-0 | 0 |



#1 - Keyshawn James-Newby

2021 (Montana Tech)

| Date | Opponent | TKL | TFL-Yds | Sack-Yds | FF | FR-Yds | PBU | INT-yds | TD |
|----------------------|-------------|-----------|---------------|---------------|----------|--------------|----------|------------|----------|
| Aug 28 | EOU | 0 | 0.0-0 | 0.0-0 | 0 | 0-0 | 0 | 0-0 | 0 |
| Sept 4 | at CARROLL | 4 | 0.0-0 | 0.0-0 | 0 | 0-0 | 0 | 0-0 | 0 |
| Sept 18 | at ROCKY MT | 1 | 0.0-0 | 0.0-0 | 0 | 0-0 | 0 | 0-0 | 0 |
| Sept 25 | MSU | 8 | 1.0-6 | 1.0-6 | 0 | 0-0 | 0 | 0-0 | 0 |
| Oct 2 | at MSU-NOR | 3 | 2.0-10 | 2.0-10 | 0 | 0-0 | 0 | 0-0 | 0 |
| Oct 9 | C of I | 4 | 1.0-7 | 1.0-7 | 0 | 0-0 | 0 | 0-0 | 0 |
| Oct 23 | at SOU | 5 | 0.0-0 | 0.0-0 | 0 | 0-0 | 0 | 0-0 | 0 |
| Oct 30 | ROCKY MT | 3 | 0.0-0 | 0.0-0 | 0 | 0-0 | 0 | 0-0 | 0 |
| Nov 6 | at MWU | 3 | 0.0-0 | 0.0-0 | 0 | 0-0 | 0 | 0-0 | 0 |
| Nov 13 | MSU_NOR | | | | | Did Not Play | | | |
| TOTAL (9 gms) | | 31 | 4.0-23 | 4.0-23 | 0 | 0-0 | 0 | 0-0 | 0 |

2022 (Montana Tech)

| Date | Opponent | TKL | TFL-Yds | Sack-Yds | FF | FR-Yds | PBU | INT-yds | TD |
|----------------------|-------------|-----------|---------------|---------------|----------|--------------|----------|------------|----------|
| Aug 27 | at EOU | 5 | 0.0-0 | 0.0-0 | 0 | 0-0 | 0 | 0-0 | 0 |
| Sept 3 | CARROLL | 4 | 1.5-0 | 0.5-4 | 0 | 0-0 | 0 | 0-0 | 0 |
| Sept 17 | ROCKY MT | 7 | 0.0-0 | 0.0-0 | 0 | 0-0 | 0 | 0-0 | 0 |
| Sept 24 | at MSU | 9 | 1.5-0 | 1.0-1 | 0 | 0-0 | 0 | 0-0 | 0 |
| Oct 1 | MSU-NOR | 6 | 3.0-0 | 1.5-14 | 1 | 1-0 | 1 | 0-0 | 0 |
| Oct 8 | at C of I | 3 | 1.0-0 | 1.0-6 | 0 | 0-0 | 0 | 0-0 | 0 |
| Oct 22 | SOU | 6 | 1.5-0 | 1.0-10 | 0 | 0-0 | 0 | 0-0 | 0 |
| Oct 29 | at ROCKY MT | | | | | Did Not Play | | | |
| Nov 5 | MWU | | | | | Did Not Play | | | |
| Nov 12 | MSU-NOR | | | | | Did Not Play | | | |
| TOTAL (7 gms) | | 40 | 8.5-45 | 5.0-35 | 1 | 1-0 | 1 | 0-0 | 0 |

2023 (Idaho)

| Date | Opponent | TKL | TFL-Yds | Sack-Yds | FF | FR-Yds | PBU | INT-yds | TD |
|-----------------------|-------------|-----------|---------------|---------------|----------|--------------|----------|------------|----------|
| Aug 31 | at LAMAR | 4 | 1.0-2 | 0.5-1 | 0 | 0-0 | 1 | 0-0 | 0 |
| Sept 9 | at NEV | 0 | 0.0-0 | 0.0-0 | 0 | 0-0 | 0 | 0-0 | 0 |
| Sept 16 | at CAL | 4 | 1.0-3 | 0.5-3 | 0 | 0-0 | 0 | 0-0 | 0 |
| Sept 23 | SAC ST | 4 | 1.0-16 | 1.0-16 | 0 | 0-0 | 0 | 0-0 | 0 |
| Sept 30 | at EWW | 4 | 1.0-9 | 1.0-9 | 0 | 0-0 | 0 | 0-0 | 0 |
| Oct 7 | at CP | 1 | 1.0-2 | 1.0-2 | 0 | 0-0 | 0 | 0-0 | 0 |
| Oct 14 | MONT | 9 | 1.0-7 | 1.0-7 | 0 | 0-0 | 0 | 0-0 | 0 |
| Oct 28 | MONT ST | | | | | Did Not Play | | | |
| Nov 4 | at NO COLO | | | | | Did Not Play | | | |
| Nov 11 | at WEBER ST | 6 | 1.0-1 | 0.0-0 | 0 | 0-0 | 0 | 0-0 | 0 |
| Nov 18 | IDST | 0 | 0.0-0 | 0.0-0 | 0 | 0-0 | 0 | 0-0 | 0 |
| Dec 2 | SOU | 5 | 0.0-0 | 0.0-0 | 0 | 0-0 | 1 | 0-0 | 0 |
| Dec 9 | ALBANY | 1 | 0.0-0 | 0.0-0 | 0 | 0-0 | 0 | 0-0 | 0 |
| TOTAL (11 gms) | | 38 | 7.0-40 | 5.0-38 | 0 | 0-0 | 2 | 0-0 | 0 |

2024 (Idaho)

| Date | Opponent | TKL | TFL-Yds | Sack-Yds | FF | FR-Yds | PBU | INT-yds | TD |
|-----------------------|------------|-----------|----------------|----------------|----------|--------------|----------|------------|----------|
| Aug 31 | at OREGON | 6 | 2.5-17 | 2.0-15 | 1 | 0-0 | 0 | 0-0 | 0 |
| Sept 7 | at WYO | 4 | 3.0-17 | 3.0-17 | 1 | 0-0 | 0 | 0-0 | 0 |
| Sept 14 | ALBANY | 3 | 1.0-8 | 1.0-8 | 0 | 0-0 | 0 | 0-0 | 0 |
| Sept 21 | at ACU | 6 | 0.5-10 | 0.5-10 | 0 | 0-0 | 0 | 0-0 | 0 |
| Sept 28 | at UCD | 3 | 0.0-0 | 0.0-0 | 0 | 0-0 | 0 | 0-0 | 0 |
| Oct 5 | NAU | 6 | 1.0-6 | 1.0-6 | 0 | 0-0 | 0 | 0-0 | 0 |
| Oct 12 | at MSU | 7 | 1.0-6 | 0.0-0 | 0 | 0-0 | 0 | 0-0 | 0 |
| Oct 19 | CP | 3 | 0.0-0 | 0.0-0 | 0 | 0-0 | 1 | 0-0 | 0 |
| Oct 26 | EWU | 7 | 2.0-6 | 0.0-0 | 0 | 0-0 | 0 | 0-0 | 0 |
| Nov 9 | at PORT ST | 5 | 2.0-12 | 1.5-12 | 0 | 0-0 | 0 | 0-0 | 0 |
| Nov 16 | WEBER ST | 3 | 0.0-0 | 0.0-0 | 0 | 0-0 | 0 | 0-0 | 0 |
| Nov 23 | at IDST | | | | | Did Not Play | | | |
| Dec 7 | LEHIGH | 4 | 1.0-11 | 1.0-11 | 0 | 0-0 | 0 | 0-0 | 0 |
| Dec 13 | at MONT ST | 7 | 0.0-0 | 0.0-0 | 0 | 0-0 | 0 | 0-0 | 0 |
| TOTAL (13 gms) | | 64 | 14.0-93 | 10.0-79 | 2 | 0-0 | 1 | 0-0 | 0 |

2025

| Date | Opponent | TKL | TFL-Yds | Sack-Yds | FF | FR-Yds | PBU | INT-yds | TD |
|---------------------------|----------|------------|-----------------|-----------------|----------|--------------|----------|------------|----------|
| Aug 30 | MICH | 5 | 0.0-0 | 0.0-0 | 0 | 0-0 | 0 | 0-0 | 0 |
| Sept 6 | IDST | 4 | 1.0-2 | 0.0-0 | 1 | 0-0 | 1 | 0-0 | 0 |
| Sept 12 | at UCLA | 3 | 0.0-0 | 0.0-0 | 0 | 0-0 | 0 | 0-0 | 0 |
| Sept 27 | NMSU | | | | | Did Not Play | | | |
| Oct 3 | at SJSU | | | | | Did Not Play | | | |
| Oct 11 | at BSU | | | | | Did Not Play | | | |
| Oct 18 | NEV | | | | | Did Not Play | | | |
| Oct 25 | USU | | | | | Did Not Play | | | |
| Nov 1 | at UNLV | | | | | Did Not Play | | | |
| Nov 15 | CSU | | | | | Did Not Play | | | |
| Nov 22 | at AFA | | | | | Did Not Play | | | |
| Nov 28 | SDSU | | | | | Did Not Play | | | |
| TOTAL | | 12 | 1.0-2 | 0.0-0 | 1 | 0-0 | 1 | 0-0 | 0 |
| MONT TECH (16 gms) | | 71 | 12.5-68 | 9.0-58 | 1 | 1-0 | 1 | 0-0 | 0 |
| IDAHO (24 gms) | | 102 | 21.0-133 | 15.0-117 | 2 | 0-0 | 3 | 0-0 | 0 |
| OVERALL (43 gms) | | 185 | 34.5-203 | 24.0-175 | 4 | 1-0 | 5 | 0-0 | 0 |

#9 - Gabriel Lopez

2020 (Washington State)

| Date | Opponent | TKL | TFL-Yds | Sack-Yds | FF | FR-Yds | PBU | INT-yds | TD |
|----------------------|----------|----------|--------------|--------------|----------|------------|----------|------------|----------|
| Nov 7 | at OSU | 0 | 0.0-0 | 0.0-0 | 0 | 0-0 | 0 | 0-0 | 0 |
| Nov 14 | OREGON | 0 | 0.0-0 | 0.0-0 | 0 | 0-0 | 0 | 0-0 | 0 |
| Nov 21 | at STAN | | | | | Canceled | | | |
| Nov 27 | WASH | | | | | Canceled | | | |
| Dec 6 | at USC | 0 | 0.0-0 | 0.0-0 | 0 | 0-0 | 0 | 0-0 | 0 |
| Dec 12 | CAL | | | | | Canceled | | | |
| Dec 19 | at UTAH | 0 | 0.0-0 | 0.0-0 | 0 | 0-0 | 0 | 0-0 | 0 |
| TOTAL (4 gms) | | 0 | 0.0-0 | 0.0-0 | 0 | 0-0 | 0 | 0-0 | 0 |

2021 (Washington State)

| Date | Opponent | TKL | TFL-Yds | Sack-Yds | FF | FR-Yds | PBU | INT-yds | TD |
|----------------------|----------|----------|--------------|--------------|----------|--------------|----------|------------|----------|
| Sept 4 | USU | | | | | Did Not Play | | | |
| Sept 11 | PORTST | | | | | Did Not Play | | | |
| Sept 18 | USC | | | | | Did Not Play | | | |
| Sept 25 | at UTAH | | | | | Did Not Play | | | |
| Oct 2 | at CAL | | | | | Did Not Play | | | |
| Oct 9 | OSU | | | | | Did Not Play | | | |
| Oct 16 | STAN | 0 | 0.0-0 | 0.0-0 | 0 | 0-0 | 0 | 0-0 | 0 |
| Oct 23 | BYU | | | | | Did Not Play | | | |
| Oct 30 | at ASU | 0 | 0.0-0 | 0.0-0 | 0 | 0-0 | 0 | 0-0 | 0 |
| Nov 13 | at UO | 0 | 0.0-0 | 0.0-0 | 0 | 0-0 | 0 | 0-0 | 0 |
| Nov 19 | AZ | 0 | 0.0-0 | 0.0-0 | 0 | 0-0 | 0 | 0-0 | 0 |
| Nov 26 | at WASH | | | | | Did Not Play | | | |
| Dec 31 | vs. CMU | | | | | Did Not Play | | | |
| TOTAL (4 gms) | | 0 | 0.0-0 | 0.0-0 | 0 | 0-0 | 0 | 0-0 | 0 |

2022 (Washington State)

| Date | Opponent | TKL | TFL-Yds | Sack-Yds | FF | FR-Yds | PBU | INT-yds | TD |
|----------------------|----------|----------|--------------|--------------|----------|--------------|----------|------------|----------|
| Sept 3 | IDAHO | | | | | Did Not Play | | | |
| Sept 9 | at WISC | | | | | Did Not Play | | | |
| Sept 17 | CSU | 1 | 0.0-0 | 0.0-0 | 0 | 0-0 | 0 | 0-0 | 0 |
| Sept 24 | UO | | | | | Did Not Play | | | |
| Sept 30 | CAL | 0 | 0.0-0 | 0.0-0 | 0 | 0-0 | 0 | 0-0 | 0 |
| Oct 8 | at USC | | | | | Did Not Play | | | |
| Oct 15 | at OSU | | | | | Did Not Play | | | |
| Oct 22 | UTAH | | | | | Did Not Play | | | |
| Nov 5 | at STAN | 0 | 0.0-0 | 0.0-0 | 0 | 0-0 | 0 | 0-0 | 0 |
| Nov 12 | ASU | | | | | Did Not Play | | | |
| Nov 19 | at AZ | | | | | Did Not Play | | | |
| Nov 26 | WASH | | | | | Did Not Play | | | |
| Dec 17 | FS | | | | | Did Not Play | | | |
| TOTAL (3 gms) | | 1 | 0.0-0 | 0.0-0 | 0 | 0-0 | 0 | 0-0 | 0 |

2023

| Date | Opponent | TKL | TFL-Yds | Sack-Yds | FF | FR-Yds | PBU | INT-yds | TD |
|-----------------------|----------|-----------|---------------|---------------|----------|------------|----------|------------|----------|
| Sept 2 | at TAMU | 1 | 0.0-0 | 0.0-0 | 0 | 0-0 | 0 | 0-0 | 0 |
| Sept 9 | TTU | 2 | 0.0-0 | 0.0-0 | 0 | 1-0 | 0 | 0-0 | 0 |
| Sept 16 | NMSU | 2 | 0.0-0 | 0.0-0 | 0 | 0-0 | 0 | 0-0 | 0 |
| Sept 23 | at UMASS | 2 | 1.0-2 | 0.0-0 | 0 | 0-0 | 0 | 0-0 | 0 |
| Sept 30 | at WYO | 0 | 0.0-0 | 0.0-0 | 0 | 0-0 | 0 | 0-0 | 0 |
| Oct 14 | SJSU | 2 | 0.0-0 | 0.0-0 | 0 | 0-0 | 0 | 0-0 | 0 |
| Oct 21 | HAW | 3 | 1.0-9 | 1.0-9 | 1 | 0-0 | 0 | 0-0 | 0 |
| Oct 28 | at UNLV | 3 | 0.5-0 | 0.0-0 | 0 | 0-0 | 0 | 0-0 | 0 |
| Nov 4 | UNLV | 3 | 0.0-0 | 0.0-0 | 0 | 0-0 | 0 | 0-0 | 0 |
| Nov 11 | at BSU | 3 | 0.5-1 | 0.0-0 | 0 | 0-0 | 1 | 0-0 | 0 |
| Nov 18 | at FS | 0 | 0.0-0 | 0.0-0 | 0 | 0-0 | 1 | 0-0 | 0 |
| Nov 24 | USU | 5 | 1.0-6 | 1.0-6 | 0 | 0-0 | 0 | 0-0 | 0 |
| TOTAL (12 gms) | | 22 | 4.0-18 | 2.0-15 | 1 | 1-0 | 2 | 0-0 | 0 |

2024

| Date | Opponent | TKL | TFL-Yds | Sack-Yds | FF | FR-Yds | PBU | INT-yds | TD |
|----------------------|----------|-----------|--------------|--------------|----------|--------------|----------|------------|----------|
| Aug 24 | MONT ST | 4 | 2.0-4 | 1.0-3 | 1 | 0-0 | 0 | 0-0 | 0 |
| Aug 31 | at ARIZ | 2 | 0.0-0 | 0.0-0 | 0 | 0-0 | 1 | 0-0 | 0 |
| Sept 14 | at AUB | 1 | 0.0-0 | 0.0-0 | 0 | 1-0 | 0 | 0-0 | 0 |
| Sept 21 | FS | 4 | 0.0-0 | 0.0-0 | 0 | 0-0 | 0 | 0-0 | 0 |
| Sept 28 | at NMSU | | | | | Did Not Play | | | |
| Oct 12 | AFA | | | | | Did Not Play | | | |
| Oct 19 | at USU | | | | | Did Not Play | | | |
| Oct 26 | at CSU | 6 | 1.0-2 | 0.0-0 | 0 | 0-0 | 0 | 0-0 | 0 |
| Nov 2 | WYO | 8 | 1.0-1 | 0.0-0 | 0 | 0-0 | 0 | 0-0 | 0 |
| Nov 9 | at SDSU | 2 | 0.0-0 | 0.0-0 | 0 | 0-0 | 0 | 0-0 | 0 |
| Nov 16 | WSU | 2 | 1.0-2 | 0.0-0 | 0 | 0-0 | 0 | 0-0 | 0 |
| Nov 30 | at HAW | 2 | 0.0-0 | 0.0-0 | 0 | 0-0 | 0 | 0-0 | 0 |
| TOTAL (9 gms) | | 31 | 3.0-5 | 0.0-0 | 1 | 1-0 | 1 | 0-0 | 0 |

2025

| Date | Opponent | TKL | TFL-Yds | Sack-Yds | FF | FR-Yds | PBU | INT-yds | TD |
|---------------------|----------|-----|---------|----------|----|--------|-----|---------|----|
| Aug 30 | MICH | 2 | 0.5-2 | 0.5-2 | 0 | 0-0 | 0 | 0-0 | 0 |
| Sept 6 | IDST | 0 | 0.0-0 | 0.0-0 | 0 | 0-0 | 0 | 0-0 | 0 |
| Sept 12 | at UCLA | 0 | 0.0-0 | 0.0-0 | 0 | 0-0 | 0 | 0-0 | 0 |
| Sept 27 | NMSU | | | | | | | | |
| Oct 3 | at SJSU | | | | | | | | |
| Oct 11 | at BSU | | | | | | | | |
| Oct 18 | NEV | | | | | | | | |
| Oct 25 | USU | | | | | | | | |
| Nov 1 | at UNLV | | | | | | | | |
| Nov 15 | CSU | | | | | | | | |
| Nov 22 | at AFA | | | | | | | | |
| Nov 28 | SDSU | | | | | | | | |
| TOTAL | | 2 | 0.0-0 | 0.0-0 | 0 | 0-0 | 0 | 0-0 | 0 |
| WAZZU (11 gms) | | 1 | 0.0-0 | 0.0-0 | 0 | 0-0 | 0 | 0-0 | 0 |
| NEW MEXICO (23 gms) | | 55 | 9.5-29 | 3.5-20 | 2 | 2-0 | 3 | 0-0 | 0 |
| CAREER (34 gms) | | 56 | 9.5-29 | 3.5-20 | 2 | 2-0 | 3 | 0-0 | 0 |



#15 - Xavier Slayton

2023 (Idaho)

| Date | Opponent | TKL | TFL-Yds | Sack-Yds | FF | FR-Yds | PBU | INT-yds | TD |
|-----------------------|-------------|-----------|--------------|--------------|----------|------------|----------|------------|----------|
| Aug 31 | at LAMAR | 4 | 0.0-0 | 0.0-0 | 0 | 0-0 | 0 | 0-0 | 0 |
| Sept 9 | at NEV | 0 | 0.0-0 | 0.0-0 | 0 | 0-0 | 0 | 0-0 | 0 |
| Sept 16 | at CAL | | | Did Not Play | | | | | |
| Sept 23 | SAC ST | 1 | 0.0-0 | 0.0-0 | 0 | 0-0 | 0 | 0-0 | 0 |
| Sept 30 | at EWU | 2 | 0.0-0 | 0.0-0 | 0 | 0-0 | 0 | 0-0 | 0 |
| Oct 7 | at CP | 2 | 0.0-0 | 0.0-0 | 0 | 0-0 | 1 | 0-0 | 0 |
| Oct 14 | MONT | 2 | 0.0-0 | 0.0-0 | 0 | 0-0 | 0 | 0-0 | 0 |
| Oct 28 | MONT ST | | | Did Not Play | | | | | |
| Nov 4 | at NO COLO | 1 | 0.0-0 | 0.0-0 | 0 | 0-0 | 0 | 0-0 | 0 |
| Nov 11 | at WEBER ST | | | Did Not Play | | | | | |
| Nov 18 | IDST | 1 | 0.0-0 | 0.0-0 | 0 | 0-0 | 0 | 0-0 | 0 |
| Dec 2 | SOU | 0 | 0.0-0 | 0.0-0 | 0 | 0-0 | 0 | 0-0 | 0 |
| Dec 9 | ALBANY | 0 | 0.0-0 | 0.0-0 | 0 | 0-0 | 0 | 0-0 | 0 |
| TOTAL (10 gms) | | 13 | 0.0-0 | 0.0-0 | 0 | 0-0 | 0 | 0-0 | 0 |

2024 (Idaho)

| Date | Opponent | TKL | TFL-Yds | Sack-Yds | FF | FR-Yds | PBU | INT-yds | TD |
|-----------------------|------------|-----------|---------------|---------------|----------|------------|----------|------------|----------|
| Aug 31 | at OREGON | 1 | 0.0-0 | 0.0-0 | 0 | 0-0 | 0 | 0-0 | 0 |
| Sept 7 | at WYO | 4 | 1.5-9 | 1.0-9 | 0 | 0-0 | 0 | 0-0 | 0 |
| Sept 14 | ALBANY | 3 | 0.0-0 | 0.0-0 | 0 | 0-0 | 0 | 0-0 | 0 |
| Sept 21 | at ACU | 5 | 1.0-10 | 0.5-9 | 0 | 0-0 | 0 | 0-0 | 0 |
| Sept 28 | at UCD | 2 | 0.5-5 | 0.5-5 | 0 | 0-0 | 0 | 0-0 | 0 |
| Oct 5 | NAU | 2 | 0.5-2 | 0.0-0 | 0 | 0-0 | 0 | 0-0 | 0 |
| Oct 12 | at MSU | 1 | 1.0-2 | 1.0-2 | 0 | 0-0 | 0 | 0-0 | 0 |
| Oct 19 | CP | 1 | 0.0-0 | 0.0-0 | 0 | 0-0 | 0 | 0-0 | 0 |
| Oct 26 | EWU | 3 | 0.0-0 | 0.0-0 | 0 | 0-0 | 0 | 0-0 | 0 |
| Nov 9 | at PORT ST | 2 | 1.0-7 | 1.0-7 | 0 | 0-0 | 0 | 0-0 | 0 |
| Nov 16 | WEBER ST | 2 | 0.0-0 | 0.0-0 | 0 | 0-0 | 0 | 0-0 | 0 |
| Nov 23 | at IDST | 2 | 0.5-0 | 0.0-0 | 0 | 0-0 | 0 | 0-0 | 0 |
| Dec 7 | LEHIGH | 2 | 0.0-0 | 0.0-0 | 0 | 0-0 | 0 | 0-0 | 0 |
| Dec 13 | at MONT ST | 1 | 0.0-0 | 0.0-0 | 0 | 0-0 | 0 | 0-0 | 0 |
| TOTAL (14 gms) | | 31 | 6.0-35 | 4.0-32 | 2 | 0-0 | 1 | 0-0 | 0 |

2025

| Date | Opponent | TKL | TFL-Yds | Sack-Yds | FF | FR-Yds | PBU | INT-yds | TD |
|-------------------------|----------|-----------|---------------|---------------|----------|------------|----------|------------|----------|
| Aug 30 | MICH | 4 | 1.0-2 | 0.5-1 | 0 | 0-0 | 0 | 0-0 | 0 |
| Sept 6 | IDST | 6 | 0.0-0 | 0.0-0 | 0 | 0-0 | 0 | 0-0 | 0 |
| Sept 12 | at UCLA | 0 | 0.0-0 | 0.0-0 | 0 | 0-0 | 0 | 0-0 | 0 |
| Sept 27 | NMSU | | | | | | | | |
| Oct 3 | at SJSU | | | | | | | | |
| Oct 11 | at BSU | | | | | | | | |
| Oct 18 | NEV | | | | | | | | |
| Oct 25 | USU | | | | | | | | |
| Nov 1 | at UNLV | | | | | | | | |
| Nov 15 | CSU | | | | | | | | |
| Nov 22 | at AFA | | | | | | | | |
| Nov 28 | SDSU | | | | | | | | |
| TOTAL | | 10 | 1.0-2 | 0.5-1 | 0 | 0-0 | 0 | 0-0 | 0 |
| IDAHO (24 gms) | | 44 | 6.0-35 | 4.5-32 | 2 | 0-0 | 1 | 0-0 | 0 |
| OVERALL (27 gms) | | 54 | 7.0-37 | 4.5-33 | 2 | 0-0 | 1 | 0-0 | 0 |

#17 - Okiki Olorunfunmi

2021 (Weber State)

| Date | Opponent | TKL | TFL-Yds | Sack-Yds | FF | FR-Yds | PBU | INT-yds | TD |
|-----------------------|-------------|-----------|--------------|--------------|----------|------------|----------|------------|----------|
| Sept 2 | at UTAH | 1 | 0.0-0 | 0.0-0 | 0 | 0-0 | 0 | 0-0 | 0 |
| Sept 11 | at DIXIE ST | 1 | 0.0-0 | 0.0-0 | 0 | 0-0 | 0 | 0-0 | 0 |
| Sept 18 | JMU | 0 | 0.0-0 | 0.0-0 | 0 | 0-0 | 0 | 0-0 | 0 |
| Sept 25 | UCD | 0 | 0.0-0 | 0.0-0 | 0 | 0-0 | 0 | 0-0 | 0 |
| Oct 2 | at CP | 1 | 0.5-3 | 0.5-3 | 0 | 0-0 | 0 | 0-0 | 0 |
| Oct 15 | MONT ST | 0 | 0.0-0 | 0.0-0 | 0 | 0-0 | 0 | 0-0 | 0 |
| Oct 23 | at EWU | 1 | 0.0-0 | 0.0-0 | 0 | 0-0 | 0 | 0-0 | 0 |
| Oct 30 | at IDST | 2 | 0.0-0 | 0.0-0 | 0 | 0-0 | 0 | 0-0 | 0 |
| Nov 6 | PSU | 1 | 0.0-0 | 0.0-0 | 0 | 0-0 | 0 | 0-0 | 0 |
| Nov 13 | at SUU | 1 | 0.5-3 | 0.5-3 | 0 | 0-0 | 1 | 0-0 | 0 |
| Nov 20 | NO COLO | 3 | 2.0-2 | 0.0-0 | 0 | 0-0 | 0 | 0-0 | 0 |
| TOTAL (11 gms) | | 11 | 3.0-8 | 1.0-6 | 0 | 0-0 | 1 | 0-0 | 0 |

2022 (Weber State)

| Date | Opponent | TKL | TFL-Yds | Sack-Yds | FF | FR-Yds | PBU | INT-yds | TD |
|----------------------|------------|----------|--------------|--------------|----------|------------|----------|------------|----------|
| Sept 1 | WOU | | | Did Not Play | | | | | |
| Sept 10 | at USU | | | Did Not Play | | | | | |
| Sept 17 | UTAH TECH | | | Did Not Play | | | | | |
| Sept 24 | at UCD | | | Did Not Play | | | | | |
| Oct 8 | EWU | | | Did Not Play | | | | | |
| Oct 15 | at PSU | | | Did Not Play | | | | | |
| Oct 22 | at MONT ST | | | Did Not Play | | | | | |
| Oct 29 | MONT | | | Did Not Play | | | | | |
| Nov 5 | SAC ST | 2 | 0.0-0 | 0.0-0 | 0 | 0-0 | 0 | 0-0 | 0 |
| Nov 12 | IDST | | | Did Not Play | | | | | |
| Nov 19 | at NAU | 1 | 0.0-0 | 0.0-0 | 0 | 0-0 | 0 | 0-0 | 0 |
| Nov 26 | NODAK | | | Did Not Play | | | | | |
| Dec 3 | at MONT ST | 2 | 1.0-9 | 1.0-9 | 0 | 0-0 | 0 | 0-0 | 0 |
| TOTAL (3 gms) | | 5 | 1.0-9 | 1.0-9 | 0 | 0-0 | 0 | 0-0 | 0 |

2023 (Weber State)

| Date | Opponent | TKL | TFL-Yds | Sack-Yds | FF | FR-Yds | PBU | INT-yds | TD |
|----------------------|------------|----------|--------------|--------------|----------|------------|----------|------------|----------|
| Aug 31 | CWU | 2 | 0.0-0 | 0.0-0 | 0 | 0-0 | 1 | 0-0 | 0 |
| Sept 9 | at UNI | 1 | 0.0-0 | 0.0-0 | 0 | 0-0 | 0 | 0-0 | 0 |
| Sept 16 | at UTAH | | | Did Not Play | | | | | |
| Sept 23 | MONT ST | | | Did Not Play | | | | | |
| Sept 30 | at NO COLO | | | Did Not Play | | | | | |
| Oct 7 | NAU | | | Did Not Play | | | | | |
| Oct 14 | UCD | | | Did Not Play | | | | | |
| Oct 21 | at EWU | | | Did Not Play | | | | | |
| Nov 4 | at IDST | | | Did Not Play | | | | | |
| Nov 11 | IDAHO | | | Did Not Play | | | | | |
| Nov 18 | at CP | | | Did Not Play | | | | | |
| TOTAL (2 gms) | | 3 | 0.0-0 | 0.0-0 | 0 | 0-0 | 1 | 0-0 | 0 |

2024

| Date | Opponent | TKL | TFL-Yds | Sack-Yds | FF | FR-Yds | PBU | INT-yds | TD |
|--------------|----------|----------|--------------|--------------|----------|------------|----------|------------|----------|
| Aug 24 | MONT ST | 3 | 0.0-0 | 0.0-0 | 0 | 0-0 | 0 | 0-0 | 0 |
| Aug 31 | at ARIZ | 0 | 0.0-0 | 0.0-0 | 0 | 0-0 | 0 | 0-0 | 0 |
| Sept 14 | at AUB | 0 | 0.0-0 | 0.0-0 | 0 | 0-0 | 0 | 0-0 | 0 |
| Sept 21 | FS | 1 | 0.0-0 | 0.0-0 | 0 | 0-0 | 0 | 0-0 | 0 |
| Sept 28 | at NMSU | 2 | 0.0-0 | 0.0-0 | 0 | 0-0 | 1 | 0-0 | 0 |
| Oct 12 | AFA | 2 | 0.0-0 | 0.0-0 | 0 | 0-0 | 0 | 0-0 | 0 |
| Oct 19 | at USU | 1 | 0.0-0 | 0.0-0 | 0 | 0-0 | 0 | 0-0 | 0 |
| Oct 26 | at CSU | 0 | 0.0-0 | 0.0-0 | 0 | 0-0 | 0 | 0-0 | 0 |
| Nov 2 | WYO | | | Did Not Play | | | | | |
| Nov 9 | at SDSU | | | Did Not Play | | | | | |
| Nov 16 | WSU | | | Did Not Play | | | | | |
| Nov 30 | at HAW | 0 | 0.0-0 | 0.0-0 | 0 | 0-0 | 0 | 0-0 | 0 |
| TOTAL | | 9 | 0.0-0 | 0.0-0 | 0 | 0-0 | 1 | 0-0 | 0 |

2025

| Date | Opponent | TKL | TFL-Yds | Sack-Yds | FF | FR-Yds | PBU | INT-yds | TD |
|----------------------------|----------|-----------|---------------|---------------|----------|------------|----------|------------|----------|
| Aug 30 | MICH | 0 | 0.0-0 | 0.0-0 | 0 | 0-0 | 0 | 0-0 | 0 |
| Sept 6 | IDST | 1 | 0.0-0 | 0.0-0 | 0 | 0-0 | 0 | 0-0 | 0 |
| Sept 12 | at UCLA | 0 | 0.0-0 | 0.0-0 | 0 | 0-0 | 0 | 0-0 | 0 |
| Sept 27 | NMSU | | | | | | | | |
| Oct 3 | at SJSU | | | | | | | | |
| Oct 11 | at BSU | | | | | | | | |
| Oct 18 | NEV | | | | | | | | |
| Oct 25 | USU | | | | | | | | |
| Nov 1 | at UNLV | | | | | | | | |
| Nov 15 | CSU | | | | | | | | |
| Nov 22 | at AFA | | | | | | | | |
| Nov 28 | SDSU | | | | | | | | |
| TOTAL | | 1 | 0.0-0 | 0.0-0 | 0 | 0-0 | 0 | 0-0 | 0 |
| WEBER ST. (16 gms) | | 19 | 4.0-17 | 2.0-15 | 0 | 0-0 | 2 | 0-0 | 0 |
| NEW MEXICO (12 gms) | | 10 | 0.0-0 | 0.0-0 | 0 | 0-0 | 0 | 0-0 | 0 |
| CAREER (28 gms) | | 29 | 4.0-17 | 2.0-15 | 0 | 0-0 | 3 | 0-0 | 0 |

#19 - Elijah Brody

2024

| Date | Opponent | TKL | TFL-Yds | Sack-Yds | FF | FR-Yds | PBU | INT-yds | TD |
|----------------------|----------|----------|--------------|--------------|----------|------------|----------|------------|----------|
| Aug 24 | MONT ST | | | Did Not Play | | | | | |
| Aug 31 | at ARIZ | | | Did Not Play | | | | | |
| Sept 14 | at AUB | | | Did Not Play | | | | | |
| Sept 21 | FS | | | Did Not Play | | | | | |
| Sept 28 | at NMSU | | | Did Not Play | | | | | |
| Oct 12 | AFA | 0 | 0.0-0 | 0.0-0 | 0 | 0-0 | 0 | 0-0 | 0 |
| Oct 19 | at USU | 1 | 0.0-0 | 0.0-0 | 0 | 0-0 | 0 | 0-0 | 0 |
| Oct 26 | at CSU | 0 | 0.0-0 | 0.0-0 | 0 | 0-0 | 0 | 0-0 | 0 |
| Nov 2 | WYO | 0 | 0.0-0 | 0.0-0 | 0 | 0-0 | 0 | 0-0 | 0 |
| Nov 9 | at SDSU | 1 | 0.0-0 | 0.0-0 | 0 | 0-0 | 0 | 0-0 | 0 |
| Nov 16 | WSU | 1 | 0.0-0 | 0.0-0 | 0 | 0-0 | 0 | 0-0 | 0 |
| Nov 30 | at HAW | 1 | 0.0-0 | 0.0-0 | 0 | 0-0 | 0 | 0-0 | 0 |
| TOTAL (7 gms) | | 4 | 0.0-0 | 0.0-0 | 0 | 0-0 | 0 | 0-0 | 0 |

2025

| Date | Opponent | TKL | TFL-Yds | Sack-Yds | FF | FR-Yds | PBU | INT-yds | TD |
|-------------------------|----------|----------|--------------|--------------|----------|------------|----------|------------|----------|
| Aug 30 | MICH | 1 | 0.0-0 | 0.0-0 | 0 | 0-0 | 0 | 0-0 | 0 |
| Sept 6 | IDST | 0 | 0.0-0 | 0.0-0 | 0 | 0-0 | 0 | 0-0 | 0 |
| Sept 12 | at UCLA | 3 | 0.0-0 | 0.0-0 | 0 | 0-0 | 0 | 0-0 | 0 |
| Sept 27 | NMSU | | | | | | | | |
| Oct 3 | at SJSU | | | | | | | | |
| Oct 11 | at BSU | | | | | | | | |
| Oct 18 | NEV | | | | | | | | |
| Oct 25 | USU | | | | | | | | |
| Nov 1 | at UNLV | | | | | | | | |
| Nov 15 | CSU | | | | | | | | |
| Nov 22 | at AFA | | | | | | | | |
| Nov 28 | SDSU | | | | | | | | |
| TOTAL | | 4 | 0.0-0 | 0.0-0 | 0 | 0-0 | 0 | 0-0 | 0 |
| OVERALL (10 gms) | | 8 | 0.0-0 | 0.0-0 | 0 | 0-0 | 0 | 0-0 | 0 |

#31 - Landon Williams

2023

| Date | Opponent | TKL | TFL-Yds | Sack-Yds | FF | FR-Yds | PBU | INT-yds | TD |
|----------------|----------|--------------|---------|----------|----|--------|-----|---------|----|
| Sept 2 | at TAMU | Did Not Play | | | | | | | |
| Sept 9 | TTU | 0 | 0.0-0 | 0.0-0 | 0 | 0-0 | 0 | 0-0 | 0 |
| Sept 16 | NMSU | 0 | 0.0-0 | 0.0-0 | 0 | 0-0 | 0 | 0-0 | 0 |
| Sept 23 | | Did Not Play | | | | | | | |
| Sept 30 | at WYO | 0 | 0.0-0 | 0.0-0 | 0 | 0-0 | 0 | 0-0 | 0 |
| Oct 14 | SJSU | 0 | 0.0-0 | 0.0-0 | 0 | 0-0 | 0 | 0-0 | 0 |
| Oct 21 | HAW | 0 | 0.0-0 | 0.0-0 | 0 | 0-0 | 0 | 0-0 | 0 |
| Oct 28 | at NEV | 0 | 0.0-0 | 0.0-0 | 0 | 0-0 | 0 | 0-0 | 0 |
| Nov 4 | UNLV | 0 | 0.0-0 | 0.0-0 | 0 | 0-0 | 0 | 0-0 | 0 |
| Nov 11 | at BSU | 1 | 0.0-0 | 0.0-0 | 0 | 0-0 | 1 | 0-0 | 0 |
| Nov 18 | at FS | 0 | 0.0-0 | 0.0-0 | 0 | 0-0 | 0 | 0-0 | 0 |
| Nov 24 | USU | 0 | 0.0-0 | 0.0-0 | 0 | 0-0 | 0 | 0-0 | 0 |
| TOTAL (10 gms) | | 1 | 0.0-0 | 0.0-0 | 0 | 0-0 | 0 | 0-0 | 0 |



2023 (Oklahoma Baptist)

| Date | Opponent | TKL | TFL-Yds | Sack-Yds | FF | FR-Yds | PBU | INT-yds | TD |
|-----------------------|------------|-----------|-----------------|----------------|----------|------------|----------|------------|----------|
| Aug 31 | ATU | 7 | 3.0-21 | 3.0-21 | 0 | 0-0 | 0 | 0-0 | 0 |
| Sept 9 | at HARDING | 1 | 0.0-0 | 0.0-0 | 0 | 0-0 | 0 | 0-0 | 0 |
| Sept 16 | SEOSU | 1 | 0.0-0 | 0.0-0 | 0 | 0-0 | 0 | 0-0 | 0 |
| Sept 23 | at E CENT | 2 | 2.0-16 | 1.0-5 | 0 | 0-0 | 0 | 0-0 | 0 |
| Sept 30 | HEND ST | 6 | 2.0-10 | 1.0-8 | 0 | 0-0 | 0 | 0-0 | 0 |
| Oct 7 | at SAU | 2 | 2.0-11 | 1.0-9 | 0 | 0-0 | 0 | 0-0 | 0 |
| Oct 14 | at SWOSU | 6 | 2.0-19 | 2.0-19 | 0 | 0-0 | 0 | 0-0 | 0 |
| Oct 21 | NWOSU | 6 | 2.0-6 | 1.0-3 | 0 | 0-0 | 0 | 0-0 | 0 |
| Oct 28 | UAM | 5 | 1.5-5 | 1.0-2 | 0 | 0-0 | 0 | 0-0 | 0 |
| Nov 4 | at OUA BAP | 2 | 1.0-4 | 0.5-3 | 0 | 0-0 | 0 | 0-0 | 0 |
| Nov 11 | at SNU | 3 | 2.0-12 | 1.0-9 | 0 | 0-0 | 0 | 0-0 | 0 |
| TOTAL (11 gms) | | 41 | 17.5-104 | 11.5-79 | 0 | 0-0 | 0 | 0-0 | 0 |

2024 (Memphis)

| Date | Opponent | TKL | TFL-Yds | Sack-Yds | FF | FR-Yds | PBU | INT-yds | TD |
|-----------------------|-----------|----------|--------------|--------------|----------|--------------|----------|------------|----------|
| Aug 31 | NO ALA | 1 | 0.0-0 | 0.0-0 | 0 | 0-0 | 0 | 0-0 | 0 |
| Sept 7 | TROY | | | | | Did Not Play | | | |
| Sept 14 | at FSU | 0 | 0.0-0 | 0.0-0 | 0 | 0-0 | 0 | 0-0 | 0 |
| Sept 21 | at NAVY | | | | | Did Not Play | | | |
| Sept 28 | MTSU | 0 | 0.0-0 | 0.0-0 | 0 | 0-0 | 0 | 0-0 | 0 |
| Oct 12 | vs. USF | 0 | 0.0-0 | 0.0-0 | 0 | 0-0 | 0 | 0-0 | 0 |
| Oct 19 | UNT | 0 | 0.0-0 | 0.0-0 | 0 | 0-0 | 0 | 0-0 | 0 |
| Oct 26 | CHAR | 0 | 0.0-0 | 0.0-0 | 0 | 0-0 | 0 | 0-0 | 0 |
| Nov 2 | at UTSA | 0 | 0.0-0 | 0.0-0 | 0 | 0-0 | 0 | 0-0 | 0 |
| Nov 8 | RICE | 0 | 0.0-0 | 0.0-0 | 0 | 0-0 | 0 | 0-0 | 0 |
| Nov 16 | UAB | 0 | 0.0-0 | 0.0-0 | 0 | 0-0 | 0 | 0-0 | 0 |
| Nov 28 | at TULANE | 0 | 0.0-0 | 0.0-0 | 0 | 0-0 | 0 | 0-0 | 0 |
| Dec 17 | vs. WVU | | | | | Did Not Play | | | |
| TOTAL (10 gms) | | 1 | 0.0-0 | 0.0-0 | 0 | 0-0 | 0 | 0-0 | 0 |

2025

| Date | Opponent | TKL | TFL-Yds | Sack-Yds | FF | FR-Yds | PBU | INT-yds | TD |
|----------------------------|----------|-----------|-----------------|----------------|----------|------------|----------|------------|----------|
| Aug 30 | MICH | 5 | 1.5-3 | 1.0-2 | 0 | 0-0 | 0 | 0-0 | 0 |
| Sept 6 | IDST | 2 | 0.5-0 | 0.0-0 | 0 | 0-0 | 0 | 0-0 | 0 |
| Sept 12 | at UCLAO | 0.0-0 | 0.0-0 | 0 | 0-0 | 0 | 0-0 | 0 | |
| Sept 27 | NMSU | | | | | | | | |
| Oct 3 | at SJSU | | | | | | | | |
| Oct 11 | at BSU | | | | | | | | |
| Oct 18 | NEV | | | | | | | | |
| Oct 25 | USU | | | | | | | | |
| Nov 1 | at UNLV | | | | | | | | |
| Nov 15 | CSU | | | | | | | | |
| Nov 22 | at AFA | | | | | | | | |
| Nov 28 | SDSU | | | | | | | | |
| TOTAL | | 7 | 2.0-3 | 1.0-2 | 0 | 0-0 | 0 | 0-0 | 0 |
| OK BAPTIST (22 gms) | | 54 | 21.0-121 | 12.5-86 | 0 | 0-0 | 0 | 0-0 | 0 |
| MEMPHIS (10 gms) | | 1 | 0.0-0 | 0.0-0 | 0 | 0-0 | 0 | 0-0 | 0 |
| TOTAL (35 gms) | | 62 | 23.0-124 | 13.5-88 | 0 | 0-0 | 0 | 0-0 | 0 |

#52 - R.J. Adams

2025

| Date | Opponent | TKL | TFL-Yds | Sack-Yds | FF | FR-Yds | PBU | INT-yds | TD |
|-----------------------|----------|----------|--------------|--------------|----------|--------------|----------|------------|----------|
| Aug 30 | MICH | | | | | Did Not Play | | | |
| Sept 6 | IDST | | | | | Did Not Play | | | |
| Sept 12 | at UCLA | | | | | Did Not Play | | | |
| Sept 27 | NMSU | | | | | | | | |
| Oct 3 | at SJSU | | | | | | | | |
| Oct 11 | at BSU | | | | | | | | |
| Oct 18 | NEV | | | | | | | | |
| Oct 25 | USU | | | | | | | | |
| Nov 1 | at UNLV | | | | | | | | |
| Nov 15 | CSU | | | | | | | | |
| Nov 22 | at AFA | | | | | | | | |
| Nov 28 | SDSU | | | | | | | | |
| TOTAL | | 0 | 0.0-0 | 0.0-0 | 0 | 0-0 | 0 | 0-0 | 0 |
| CAREER (0 gms) | | 0 | 0.0-0 | 0.0-0 | 0 | 0-0 | 0 | 0-0 | 0 |

#55 - Sa'Kylee Woodard

2024

| Date | Opponent | TKL | TFL-Yds | Sack-Yds | FF | FR-Yds | PBU | INT-yds | TD |
|---------------------|----------|----------|--------------|--------------|----------|--------------|----------|------------|----------|
| Aug 24 | MONT ST | | | | | Did Not Play | | | |
| Aug 31 | at ARIZ | | | | | Did Not Play | | | |
| Sept 14 | at AUB | | | | | Did Not Play | | | |
| Sept 21 | FS | | | | | Did Not Play | | | |
| Sept 28 | at NMSU | | | | | Did Not Play | | | |
| Oct 12 | AFA | | | | | Did Not Play | | | |
| Oct 19 | at USU | | | | | Did Not Play | | | |
| Oct 26 | at CSU | | | | | Did Not Play | | | |
| Nov 2 | WYO | | | | | Did Not Play | | | |
| Nov 9 | at SDSU | | | | | Did Not Play | | | |
| Nov 16 | WSU | 0 | 0.0-0 | 0.0-0 | 0 | 0-0 | 0 | 0-0 | 0 |
| Nov 30 | at HAW | | | | | Did Not Play | | | |
| TOTAL (1 gm) | | 0 | 0.0-0 | 0.0-0 | 0 | 0-0 | 0 | 0-0 | 0 |

2025

| Date | Opponent | TKL | TFL-Yds | Sack-Yds | FF | FR-Yds | PBU | INT-yds | TD |
|-----------------------|----------|----------|--------------|--------------|----------|--------------|----------|------------|----------|
| Aug 30 | MICH | | | | | Did Not Play | | | |
| Sept 6 | IDST | | | | | Did Not Play | | | |
| Sept 12 | at UCLA | | | | | Did Not Play | | | |
| Sept 27 | NMSU | | | | | | | | |
| Oct 3 | at SJSU | | | | | | | | |
| Oct 11 | at BSU | | | | | | | | |
| Oct 18 | NEV | | | | | | | | |
| Oct 25 | USU | | | | | | | | |
| Nov 1 | at UNLV | | | | | | | | |
| Nov 15 | CSU | | | | | | | | |
| Nov 22 | at AFA | | | | | | | | |
| Nov 28 | SDSU | | | | | | | | |
| TOTAL | | 0 | 0.0-0 | 0.0-0 | 0 | 0-0 | 0 | 0-0 | 0 |
| OVERALL (1 gm) | | 0 | 0.0-0 | 0.0-0 | 0 | 0-0 | 0 | 0-0 | 0 |

#90 Grey Smith

2023 (Ft. Lewis)

| Date | Opponent | TKL | TFL-Yds | Sack-Yds | FF | FR-Yds | PBU | INT-yds | TD |
|----------------------|-------------|----------|--------------|--------------|----------|--------------|----------|------------|----------|
| Sept 2 | at WJU | | | | | Did Not Play | | | |
| Sept 9 | at AZ CH | 1 | 0.0-0 | 0.0-0 | 0 | 0-0 | 0 | 0-0 | 0 |
| Sept 16 | NMHU | 0 | 0.0-0 | 0.0-0 | 0 | 0-0 | 0 | 0-0 | 0 |
| Sept 23 | at ADAMS ST | | | | | Did Not Play | | | |
| Sept 30 | CSUP | | | | | Did Not Play | | | |
| Oct 7 | at CHAD ST | | | | | Did Not Play | | | |
| Oct 14 | CO MESA | | | | | Did Not Play | | | |
| Oct 21 | at SD MINES | | | | | Did Not Play | | | |
| Oct 28 | BHSU | | | | | Did Not Play | | | |
| Nov 4 | at W COLO | | | | | Did Not Play | | | |
| Nov 11 | CO MINES | 1 | 0.0-0 | 0.0-0 | 0 | 0-0 | 0 | 0-0 | 0 |
| TOTAL (3 gms) | | 1 | 0.0-0 | 0.0-0 | 0 | 0-0 | 0 | 0-0 | 0 |

2025

| Date | Opponent | TKL | TFL-Yds | Sack-Yds | FF | FR-Yds | PBU | INT-yds | TD |
|------------------------|----------|----------|--------------|--------------|----------|--------------|----------|------------|----------|
| Aug 30 | MICH | | | | | Did Not Play | | | |
| Sept 6 | IDST | | | | | Did Not Play | | | |
| Sept 12 | at UCLA | | | | | Did Not Play | | | |
| Sept 27 | NMSU | | | | | | | | |
| Oct 3 | at SJSU | | | | | | | | |
| Oct 11 | at BSU | | | | | | | | |
| Oct 18 | NEV | | | | | | | | |
| Oct 25 | USU | | | | | | | | |
| Nov 1 | at UNLV | | | | | | | | |
| Nov 15 | CSU | | | | | | | | |
| Nov 22 | at AFA | | | | | | | | |
| Nov 28 | SDSU | | | | | | | | |
| TOTAL | | 0 | 0.0-0 | 0.0-0 | 0 | 0-0 | 0 | 0-0 | 0 |
| OVERALL (3 gms) | | 1 | 0.0-0 | 0.0-0 | 0 | 0-0 | 0 | 0-0 | 0 |

#92 - Brian Booker

2023 (Texas Southern)

| Date | Opponent | TKL | TFL-Yds | Sack-Yds | FF | FR-Yds | PBU | INT-yds | TD |
|----------------------|------------|-----------|---------------|--------------|----------|--------------|----------|------------|----------|
| Sept 2 | PV A&M | | | | | Did Not Play | | | |
| Sept 9 | at TOLEDO | | | | | Did Not Play | | | |
| Sept 16 | at RICE | 2 | 0.0-0 | 0.0-0 | 0 | 0-0 | 0 | 0-0 | 0 |
| Sept 23 | at GRAMB | 2 | 0.0-0 | 0.0-0 | 0 | 0-0 | 0 | 0-0 | 0 |
| Sept 29 | LINCOLN | 3 | 0.0-0 | 0.0-0 | 0 | 0-0 | 0 | 0-0 | 0 |
| Oct 14 | at B-C | 6 | 1.5-10 | 1.0-9 | 0 | 0-0 | 0 | 0-0 | 0 |
| Oct 21 | FL A&M | 2 | 0.5-1 | 0.0-0 | 0 | 0-0 | 0 | 0-0 | 0 |
| Oct 28 | at SOU | 1 | 0.0-0 | 0.0-0 | 0 | 0-0 | 0 | 0-0 | 0 |
| Nov 4 | at JACK ST | 1 | 0.0-0 | 0.0-0 | 0 | 0-0 | 0 | 0-0 | 0 |
| Nov 11 | ALCORN | 1 | 0.0-0 | 0.0-0 | 0 | 0-0 | 0 | 0-0 | 0 |
| Nov 18 | ARK PB | 1 | 0.0-0 | 0.0-0 | 0 | 0-0 | 0 | 0-0 | 0 |
| TOTAL (9 gms) | | 19 | 2.0-11 | 0.0-0 | 0 | 0-0 | 0 | 0-0 | 0 |

2024 (Texas Southern)

| Date | Opponent | TKL | TFL-Yds | Sack-Yds | FF | FR-Yds | PBU | INT-yds | TD |
|-----------------------|-----------|-----------|---------------|--------------|----------|------------|----------|------------|----------|
| Aug 31 | at PV A&M | 3 | 0.0-0 | 0.0-0 | 0 | 0-0 | 0 | 0-0 | 0 |
| Sept 7 | at RICE | 0 | 0.0-0 | 0.0-0 | 0 | 0-0 | 0 | 0-0 | 0 |
| Sept 21 | at LAMAR | 2 | 0.5-1 | 0.0-0 | 0 | 0-0 | 1 | 0-0 | 0 |
| Sept 28 | JACK ST | 3 | 1.0-2 | 0.0-0 | 0 | 0-0 | 0 | 0-0 | 0 |
| Oct 5 | VA LYNCH | 2 | 0.5-1 | 0.0-0 | 0 | 0-0 | 0 | 0-0 | 0 |
| Oct 12 | SOU | 2 | 1.0-2 | 0.0-0 | 0 | 0-0 | 0 | 0-0 | 0 |
| Oct 26 | GRAMB | 1 | 0.0-0 | 0.0-0 | 0 | 0-0 | 0 | 0-0 | 0 |
| Nov 2 | at FL A&M | 3 | 0.0-0 | 0.0-0 | 0 | 0-0 | 0 | 0-0 | 0 |
| Nov 9 | at ALCORN | 5 | 0.0-0 | 0.0-0 | 0 | 0-0 | 0 | 0-0 | 0 |
| Nov 16 | B-C | 3 | 1.0-1 | 0.0-0 | 0 | 0-0 | 0 | 0-0 | 0 |
| Nov 23 | at ARK PB | 3 | 1.0-4 | 1.0-4 | 0 | 0-0 | 0 | 0-0 | 0 |
| TOTAL (11 gms) | | 27 | 5.0-11 | 1.0-4 | 0 | 0-0 | 1 | 0-0 | 0 |

2025

| Date | Opponent | TKL | TFL-Yds | Sack-Yds | FF | FR-Yds | PBU | INT-yds | TD |
|---------------------------|----------|-----------|---------------|--------------|----------|------------|----------|------------|----------|
| Aug 30 | MICH | 0 | 0.0-0 | 0.0-0 | 0 | 0-0 | 0 | 0-0 | 0 |
| Sept 6 | IDST | 0 | 0.0-0 | 0.0-0 | 0 | 0-0 | 0 | 0-0 | 0 |
| Sept 12 | at UCLA | 0 | 0.0-0 | 0.0-0 | 0 | 0-0 | 0 | 0-0 | 0 |
| Sept 27 | NMSU | | | | | | | | |
| Oct 3 | at SJSU | | | | | | | | |
| Oct 11 | at BSU | | | | | | | | |
| Oct 18 | NEV | | | | | | | | |
| Oct 25 | USU | | | | | | | | |
| Nov 1 | at UNLV | | | | | | | | |
| Nov 15 | CSU | | | | | | | | |
| Nov 22 | at AFA | | | | | | | | |
| Nov 28 | SDSU | | | | | | | | |
| TOTAL | | 0 | 0.0-0 | 0.0-0 | 0 | 0-0 | 0 | 0-0 | 0 |
| TEXAS SO. (20 gms) | | 46 | 7.0-22 | 1.0-4 | 0 | 0-0 | 1 | 0-0 | 0 |
| OVERALL (23 gms) | | 46 | 7.0-22 | 1.0-4 | 0 | 0-0 | 1 | 0-0 | 0 |

#94 - Jalen McIver

2025

#6 - Jaxton Eck

2023 (Idaho)

| Date | Opponent | TKL | TFL-Yds | Sack-Yds | FF | FR-Yds | PBU | INT-Yds | TD |
|-----------------------|-------------|-----------|--------------|--------------|----------|------------|----------|------------|----------|
| Aug 31 | at LAMAR | 5 | 0.0-0 | 0.0-0 | 0 | 0-0 | 1 | 0-0 | 0 |
| Sept 9 | at NEV | 0 | 0.0-0 | 0.0-0 | 0 | 0-0 | 0 | 0-0 | 0 |
| Sept 16 | at CAL | 4 | 0.5-0 | 0.0-0 | 0 | 0-0 | 0 | 0-0 | 0 |
| Sept 23 | SAC ST | 0 | 0.0-0 | 0.0-0 | 0 | 0-0 | 0 | 0-0 | 0 |
| Sept 30 | at EWU | 4 | 0.0-0 | 0.0-0 | 0 | 0-0 | 0 | 0-0 | 0 |
| Oct 7 | at CP | 3 | 0.0-0 | 0.0-0 | 0 | 0-0 | 1 | 0-0 | 0 |
| Oct 14 | MONT | 9 | 2.0-3 | 0.0-0 | 0 | 0-0 | 0 | 0-0 | 0 |
| Oct 28 | MONT ST | 1 | 0.0-0 | 0.0-0 | 0 | 0-0 | 0 | 0-0 | 0 |
| Nov 4 | at NO COLO | 7 | 0.5-1 | 0.0-0 | 0 | 0-0 | 0 | 0-0 | 0 |
| Nov 11 | at WEBER ST | 1 | 0.0-0 | 0.0-0 | 0 | 0-0 | 0 | 0-0 | 0 |
| Nov 18 | IDST | 3 | 0.0-0 | 0.0-0 | 0 | 0-0 | 0 | 0-0 | 0 |
| Dec 2 | SOU | | Did Not Play | | | | | | |
| Dec 9 | ALBANY | 0 | 0.0-0 | 0.0-0 | 0 | 0-0 | 0 | 0-0 | 0 |
| TOTAL (12 gms) | | 37 | 3.0-4 | 0.0-0 | 0 | 0-0 | 2 | 0-0 | 0 |

2024 (Idaho)

| Date | Opponent | TKL | TFL-Yds | Sack-Yds | FF | FR-Yds | PBU | INT-yds | TD |
|-----------------------|------------|------------|--------------|--------------|----------|------------|----------|-------------|----------|
| Aug 31 | at OREGON | 14 | 0.5-1 | 0-0-0 | 0 | 0-0 | 0 | 0-0 | 0 |
| Sept 7 | at WYO | 9 | 0.0-0 | 0.0-0 | 0 | 0-0 | 0 | 0-0 | 0 |
| Sept 14 | ALBANY | 2 | 0.5-1 | 0.0-0 | 0 | 0-0 | 0 | 0-0 | 0 |
| Sept 21 | at ACU | 7 | 0.0-0 | 0.0-0 | 0 | 0-0 | 0 | 0-0 | 0 |
| Sept 28 | at UCD | 2 | 0.0-0 | 0.0-0 | 0 | 0-0 | 0 | 0-0 | 0 |
| Oct 5 | NAU | 11 | 0.0-0 | 0.0-0 | 0 | 0-0 | 0 | 1-17 | 0 |
| Oct 12 | at MSU | 9 | 0.0-0 | 0.0-0 | 0 | 0-0 | 0 | 0-0 | 0 |
| Oct 19 | CP | 9 | 0.0-0 | 0.0-0 | 0 | 0-0 | 0 | 0-0 | 0 |
| Oct 26 | EWU | 10 | 1.0-1 | 0.0-0 | 0 | 0-0 | 0 | 0-0 | 0 |
| Nov 9 | at PORT ST | 11 | 0.0-0 | 0.0-0 | 0 | 0-0 | 0 | INT-0 | 0 |
| Nov 16 | WEBER ST | 11 | 0.5-1 | 0.0-0 | 0 | 0-0 | 0 | 0-0 | 0 |
| Nov 23 | at IDST | 15 | 0.0-0 | 0.0-0 | 0 | 0-0 | 0 | 0-0 | 0 |
| Dec 7 | LEHIGH | 11 | 1.0-2 | 0.0-0 | 0 | 0-0 | 0 | 0-0 | 0 |
| Dec 13 | at MONT ST | 13 | 0.0-0 | 0.0-0 | 0 | 0-0 | 0 | 0-0 | 0 |
| TOTAL (14 gms) | | 134 | 3.5-6 | 0.0-0 | 0 | 0-0 | 0 | 1-17 | 0 |

2025

| Date | Opponent | TKL | TFL-Yds | Sack-Yds | FF | FR-Yds | PBU | INT-yds | TD |
|-------------------------|----------|------------|---------------|--------------|----------|------------|----------|-------------|----------|
| Aug 30 | MICH | 8 | 0.0-0 | 0.0-0 | 0 | 0-0 | 0 | 0-0 | 0 |
| Sept 6 | IDST | 15 | 0.0-0 | 0.0-0 | 1 | 0-0 | 0 | 0-0 | 0 |
| Sept 12 | at UCLA | 11 | 0.0-0 | 0.0-0 | 0 | 0-0 | 1 | 0-0 | 0 |
| Sept 27 | NMSU | | | | | | | | |
| Oct 3 | at JSU | | | | | | | | |
| Oct 11 | at BSU | | | | | | | | |
| Oct 18 | NEV | | | | | | | | |
| Oct 25 | USU | | | | | | | | |
| Nov 1 | at UNLV | | | | | | | | |
| Nov 15 | CSU | | | | | | | | |
| Nov 22 | at AFA | | | | | | | | |
| Nov 28 | SDSU | | | | | | | | |
| TOTAL | | 34 | 0.0-0 | 0.0-0 | 1 | 0-0 | 1 | 0-0 | 0 |
| IDAHO (26 gms) | | 171 | 6.5-10 | 0.0-0 | 0 | 0-0 | 2 | 1-17 | 0 |
| OVERALL (29 gms) | | 205 | 6.5-10 | 0.0-0 | 1 | 0-0 | 3 | 1-17 | 0 |

#16 - Mercury Swaim

2022 (St. Francis)

| Date | Opponent | TKL | TFL-Yds | Sack-Yds | FF | FR-Yds | PBU | INT-Yds | TD |
|----------------------|-----------|----------|--------------|--------------|----------|--------------|----------|------------|----------|
| Sept 1 | at AKRON | | | | | Did Not Play | | | |
| Sept 10 | at RICH | | | | | Did Not Play | | | |
| Sept 17 | at WAGNER | | | | | Did Not Play | | | |
| Sept 24 | NOR ST | | | | | Did Not Play | | | |
| Oct 1 | CCSU | | | | | Did Not Play | | | |
| Oct 15 | at LIU | | | | | Did Not Play | | | |
| Oct 22 | STONE | 0 | 0.0-0 | 0.0-0 | 0 | 0-0 | 0 | 0-0 | 0 |
| Oct 29 | at SHU | 0 | 0.0-0 | 0.0-0 | 0 | 0-0 | 0 | 0-0 | 0 |
| Nov 5 | at G'TOWN | | | | | Did Not Play | | | |
| Nov 12 | DUQUESNE | | | | | Did Not Play | | | |
| Nov 19 | @M' MACK | | | | | Did Not Play | | | |
| Nov 26 | at DEL | 1 | 1.0-6 | 0.0-0 | 0 | 0-0 | 0 | 0-0 | 0 |
| TOTAL (3 gms) | | 1 | 1.0-6 | 0.0-0 | 0 | 0-0 | 0 | 0-0 | 0 |

2023 (St. Francis)

| Date | Opponent | TKL | TFL-Yds | Sack-Yds | FF | FR-Yds | PBU | INT-Yds | TD |
|-----------------------|----------|-----------|---------------|--------------|----------|------------|----------|-------------|----------|
| Aug 31 | at WMU | 8 | 0.0-0 | 0.0-0 | 1 | 0-0 | 0 | 0-0 | 0 |
| Sept 9 | at RMU | 4 | 0.0-0 | 0.0-0 | 0 | 0-0 | 0 | 0-0 | 0 |
| Sept 16 | at DEL | 4 | 0.0-0 | 0.0-0 | 0 | 0-0 | 0 | 0-0 | 0 |
| Sept 23 | SHU | 3 | 0.0-0 | 0.0-0 | 0 | 0-0 | 0 | 0-0 | 0 |
| Sept 30 | at STONE | 5 | 1.5-6 | 1.5-6 | 1 | 1-0 | 0 | 0-0 | 0 |
| Oct 12 | WAGNER | 1 | 1.0-3 | 0.0-0 | 0 | 0-0 | 0 | 0-0 | 0 |
| Oct 21 | at DUQU | 4 | 0.0-0 | 0.0-0 | 0 | 0-0 | 0 | 1-29 | 0 |
| Oct 28 | M'MACK | 6 | 0.5-1 | 0.0-0 | 0 | 0-0 | 0 | 0-0 | 0 |
| Nov 4 | LIU | 5 | 0.0-0 | 0.0-0 | 0 | 0-0 | 0 | 0-0 | 0 |
| Nov 18 | at CCSU | 8 | 1.0-5 | 0.0-0 | 0 | 0-0 | 0 | 0-0 | 0 |
| TOTAL (10 gms) | | 48 | 4.0-15 | 1.5-6 | 2 | 1-0 | 0 | 1-29 | 0 |

2024 (St. Francis)

| Date | Opponent | TKL | TFL-Yds | Sack-Yds | FF | FR-Yds | PBU | INT-Yds | TD |
|-----------------------|------------|-----------|----------------|---------------|----------|------------|----------|------------|----------|
| Aug 31 | at DAYTON | 2 | 0-0-0 | 0-0-0 | 0 | 0-0 | 1 | 0-0 | 0 |
| Sept 7 | at KENT ST | 7 | 1.5-10 | 0-0-0 | 1 | 0-0 | 1 | 0-0 | 0 |
| Sept 14 | CCSU | 4 | 0-0-0 | 0-0-0 | 0 | 0-0 | 1 | 0-0 | 0 |
| Sept 21 | at EMU | 4 | 0-0-0 | 0-0-0 | 0 | 0-0 | 1 | 0-0 | 0 |
| Oct 5 | at DEL ST | 5 | 1.0-11 | 1.0-11 | 0 | 0-0 | 1 | 0-0 | 0 |
| Oct 12 | DUQUESNE | 2 | 1.0-2 | 0-0-0 | 0 | 0-0 | 0 | 0-0 | 0 |
| Oct 19 | at WAGNER | 7 | 1.0-1 | 0-0-0 | 0 | 0-0 | 0 | 0-0 | 0 |
| Oct 26 | at RMU | 10 | 1.0-5 | 0-0-0 | 0 | 0-0 | 1 | 0-0 | 0 |
| Nov 2 | STONE | 5 | 2.0-5 | 0-0-0 | 0 | 0-0 | 1 | 1-0 | 0 |
| Nov 16 | at LIU | 8 | 2.5-24 | 1.0-5 | 0 | 0-0 | 0 | 0-0 | 0 |
| Nov 23 | at MERCY | 1 | 1.0-12 | 1.0-12 | 0 | 0-0 | 0 | 0-0 | 0 |
| TOTAL (11 gms) | | 55 | 11.0-70 | 3.0-28 | 0 | 0-0 | 7 | 1-0 | 0 |

2025

| Date | Opponent | TKL | TFL-Yds | Sack-Yds | FF | FR-Yds | PBU | INT-yds | TD |
|-----------------------------|----------|------------|----------------|---------------|----------|------------|----------|-------------|----------|
| Aug 30 | MICH | 0 | 0.0-0 | 0.0-0 | 0 | 0-0 | 0 | 0-0 | 0 |
| Sept 6 | IDST | | | | | | | | |
| Sept 12 | at UCLA | 2 | 0.0-0 | 0.0-0 | 0 | 0-0 | 0 | 0-0 | 0 |
| Sept 27 | NMSU | | | | | | | | |
| Oct 3 | at SJSU | | | | | | | | |
| Oct 11 | at BSU | | | | | | | | |
| Oct 18 | NEV | | | | | | | | |
| Oct 25 | USU | | | | | | | | |
| Nov 1 | at UNLV | | | | | | | | |
| Nov 15 | CSU | | | | | | | | |
| Nov 22 | at AFA | | | | | | | | |
| Nov 28 | SDSU | | | | | | | | |
| TOTAL | | 2 | 0.0-0 | 0.0-0 | 0 | 0-0 | 0 | 0-0 | 0 |
| ST. FRANCIS (24 gms) | | 104 | 16.0-91 | 4.5-34 | 2 | 1-0 | 7 | 2-29 | 0 |
| OVERALL (26 gms) | | 106 | 16.0-91 | 4.5-34 | 2 | 1-0 | 7 | 2-29 | 0 |

#20 - Ky'Won McCray

2022 (Jacksonville State)

| Date | Opponent | TKL | TFL-Yds | Sack-Yds | FF | FR-Yds | PBU | INT-Yds | TD |
|----------------|-------------|-----|---------|----------|----|--------|-----|---------|----|
| Aug 27 | vs. SFA | 1 | 0.5-1 | 0.0-0 | 0 | 0-0 | 0 | 0-0 | 0 |
| Sept 3 | DAVIDSON | 3 | 0.0-0 | 0.0-0 | 0 | 0-0 | 0 | 0-0 | 0 |
| Sept 10 | at MUR ST | 2 | 0.0-0 | 0.0-0 | 0 | 0-0 | 0 | 0-0 | 0 |
| Sept 17 | at TULSA | 2 | 0.0-0 | 0.0-0 | 0 | 0-0 | 0 | 0-0 | 0 |
| Sept 24 | at NICHOLLS | 4 | 0.0-0 | 0.0-0 | 0 | 0-0 | 0 | 0-0 | 0 |
| Oct 1 | KENN ST | 2 | 0.0-0 | 0.0-0 | 0 | 0-0 | 0 | 0-0 | 0 |
| Oct 15 | vs. NO ALA | 3 | 0.0-0 | 0.0-0 | 0 | 0-0 | 0 | 0-0 | 0 |
| Oct 22 | SE LA | 2 | 0.0-0 | 0.0-0 | 0 | 0-0 | 0 | 0-0 | 0 |
| Oct 29 | at APU | 6 | 0.0-0 | 0.0-0 | 0 | 0-0 | 0 | 0-0 | 0 |
| Nov 12 | EKU | 5 | 0.0-0 | 0.0-0 | 0 | 0-0 | 0 | 0-0 | 0 |
| Nov 19 | at UCA | 4 | 1.0-8 | 1.0-8 | 0 | 0-0 | 1 | 0-0 | 0 |
| TOTAL (12 gms) | | 34 | 1.5-9 | 1.0-8 | 0 | 0-0 | 1 | 0-0 | 0 |

2023 (Jacksonville State)

| Date | Opponent | TKL | TFL-Yds | Sack-Yds | FF | FR-Yds | PBU | INT-Yds | TD |
|-----------------------|-------------|-----------|--------------|--------------|----------|------------|----------|------------|----------|
| Aug 26 | UTEP | 3 | 0.0-0 | 0.0-0 | 0 | 0-0 | 0 | 0-0 | 0 |
| Sept 2 | ETSU | 3 | 0.0-0 | 0.0-0 | 0 | 0-0 | 0 | 0-0 | 0 |
| Sept 9 | at CCU | 2 | 0.0-0 | 0.0-0 | 0 | 0-0 | 0 | 0-0 | 0 |
| Sept 23 | EMU | 0 | 0.0-0 | 0.0-0 | 0 | 0-0 | 1 | 0-0 | 0 |
| Sept 28 | at SHSU | 0 | 0.0-0 | 0.0-0 | 0 | 0-0 | 0 | 1-0 | 0 |
| Oct 4 | at MTSU | 1 | 0.0-0 | 0.0-0 | 0 | 0-0 | 0 | 0-0 | 0 |
| Oct 10 | LIBERTY | 1 | 0.5-0 | 0.0-0 | 0 | 0-0 | 0 | 0-0 | 0 |
| Oct 17 | WKU | 2 | 0.0-0 | 0.0-0 | 0 | 0-0 | 0 | 0-0 | 0 |
| Oct 25 | at FIU | 2 | 0.0-0 | 0.0-0 | 0 | 0-0 | 0 | 0-0 | 0 |
| Nov 4 | at SO CAR | 8 | 0.0-0 | 0.0-0 | 0 | 0-0 | 0 | 0-0 | 0 |
| Nov 18 | LA TECH | 3 | 0.0-0 | 0.0-0 | 0 | 0-0 | 0 | 0-0 | 0 |
| Nov 25 | at NMSU | 1 | 0.0-0 | 0.0-0 | 0 | 0-0 | 0 | 0-0 | 0 |
| Dec 16 | vs. L'SIANA | | Did Not Play | | | | | | |
| Total (12 gms) | | 26 | 0.5-0 | 0.0-0 | 0 | 1-0 | 1 | 1-0 | 0 |

2024 (Jacksonville State)

| Date | Opponent | TKL | TFL-Yds | Sack-Yds | FF | FR-Yds | PBU | INT-Yds | TD |
|-----------------------|------------|-----------|---------------|--------------|----------|------------|----------|------------|----------|
| Aug 29 | CCU | 6 | 0.0-0 | 0.0-0 | 0 | 0-0 | 0 | 0-0 | 0 |
| Sept 7 | at L'VILLE | 5 | 0.0-0 | 0.0-0 | 0 | 0-0 | 0 | 0-0 | 0 |
| Sept 14 | at EMU | 8 | 2.0-9 | 0.5-4 | 0 | 0-0 | 0 | 0-0 | 0 |
| Sept 21 | SO MISS | 5 | 1.0-1 | 0.0-0 | 0 | 0-0 | 0 | 1-3 | 0 |
| Oct 4 | at KENN ST | 10 | 0.5-1 | 0.0-0 | 0 | 0-0 | 1 | 0-0 | 0 |
| Oct 9 | NMSU | 2 | 0.0-0 | 0.0-0 | 0 | 0-0 | 1 | 0-0 | 0 |
| Oct 23 | MTSU | 1 | 0.0-0 | 0.0-0 | 0 | 0-0 | 1 | 0-0 | 0 |
| Oct 30 | at LIBERTY | 7 | 0.0-0 | 0.0-0 | 0 | 0-0 | 1 | 0-0 | 0 |
| Nov 9 | at LA TECH | 3 | 0.5-0 | 0.0-0 | 0 | 0-0 | 0 | 0-0 | 0 |
| Nov 16 | FIU | 3 | 0.0-0 | 0.0-0 | 0 | 0-0 | 0 | 0-0 | 0 |
| Nov 23 | SHSU | 5 | 0.5-1 | 0.5-1 | 0 | 0-0 | 0 | 0-0 | 0 |
| Nov 30 | at WKU | 5 | 0.0-0 | 0.0-0 | 0 | 0-0 | 0 | 0-0 | 0 |
| Dec 6 | WKY | 2 | 0.0-0 | 0.0-0 | 0 | 1-0 | 0 | 0-0 | 0 |
| Dec 20 | vs. OHIO | 4 | 0.0-0 | 0.0-0 | 0 | 0-0 | 0 | 0-0 | 0 |
| TOTAL (13 gms) | | 66 | 4.5-12 | 1.0-5 | 0 | 1-0 | 4 | 1-3 | 0 |

2025

| Date | Opponent | TKL | TFL-Yds | Sack-Yds | FF | FR-Yds | PBU | INT-yds | TD |
|----------------------------------|------------|---------------|---------------|--------------|------------|------------|------------|------------|----------|
| Aug 30 | MICH | 5 | 0.0-0 | 0.0-0 | 0 | 0-0 | 1 | 0-0 | 0 |
| Sept 6 | IDST | 2 | 1.0-1 | 0.0-0 | 0 | 0-0 | 0 | 0-0 | 0 |
| Sept 12 | at UCLA | 0 | 0.0-0 | 0.0-0 | 0 | 0-0 | 0 | 0-0 | 0 |
| Sept 27 | NMSU | | | | | | | | |
| Oct 3 | at SJSU | | | | | | | | |
| Oct 11 | at BSU | | | | | | | | |
| Oct 18 | NEV | | | | | | | | |
| Oct 25 | USU | | | | | | | | |
| Nov 1 | at UNLV | | | | | | | | |
| Nov 15 | CSU | | | | | | | | |
| Nov 22 | at AFA | | | | | | | | |
| Nov 28 | SDSU | | | | | | | | |
| TOTAL | | 7 | 1.0-1 | 0.0-0 | 0 | 0-0 | 1 | 0-0 | 0 |
| JACKSONVILLE ST. (37 gms) | 126 | 6.0-21 | 1.0-13 | 0 | 2-0 | 6 | 2-3 | 0 | |
| OVERALL (40 gms) | 133 | 7.0-22 | 1.0-13 | 0 | 2-0 | 7 | 2-3 | 0 | |

#22 - Dimitri Johnson

2023

| Date | Opponent | TKL | TFL-Yds | Sack-Yds | FF | FR-Yds | PBU | INT-yds | TD |
|-----------------------|----------|-----------|--------------|--------------|----------|-------------|----------|------------|----------|
| Sept 2 | at TAMU | 4 | 0.0-0 | 0.0-0 | 0 | 0-0 | 0 | 0-0 | 0 |
| Sept 9 | TTU | 4 | 0.0-0 | 0.0-0 | 0 | 1-37 | 1 | 0-0 | 0 |
| Sept 16 | NMSU | 2 | 0.0-0 | 0.0-0 | 0 | 0-0 | 0 | 0-0 | 0 |
| Sept 23 | at UMass | 6 | 0.5-1 | 0.0-0 | 1 | 0-0 | 0 | 0-0 | 0 |
| Sept 30 | at WYO | 1 | 0.0-0 | 0.0-0 | 0 | 0-0 | 0 | 0-0 | 0 |
| Oct 14 | SJSU | 1 | 0.0-0 | 0.0-0 | 0 | 0-0 | 0 | 0-0 | 0 |
| Oct 21 | HAW | 6 | 0.0-0 | 0.0-0 | 0 | 1-0 | 1 | 0-0 | 0 |
| Oct 28 | at NEV | 5 | 1.5-6 | 0.5-3 | 0 | 0-0 | 0 | 0-0 | 0 |
| Nov 4 | UNLV | 5 | 0.0-0 | 0.0-0 | 0 | 0-0 | 1 | 0-0 | 0 |
| Nov 11 | at BSU | 4 | 0.0-0 | 0.0-0 | 0 | 0-0 | 1 | 0-0 | 0 |
| Nov 18 | at FS | 4 | 0.0-0 | 0.0-0 | 0 | 0-0 | 0 | 0-0 | 0 |
| Nov 24 | USU | 6 | 0.0-0 | 0.0-0 | 0 | 0-0 | 1 | 0-0 | 0 |
| TOTAL (12 gms) | | 47 | 2.0-7 | 0.5-3 | 1 | 2-37 | 4 | 0-0 | 0 |

2024

| Date | Opponent | TKL | TFL-Yds | Sack-Yds | FF | FR-Yds | PBU | INT-yds | TD |
|-----------------------|------------|-----------|---------------|--------------|----------|------------|----------|------------|----------|
| Aug 24 | at MONT ST | 4 | 0-0-0 | 0-0-0 | 0 | 0-0 | 0 | 0-0 | 0 |
| Aug 31 | at ARIZ | 1 | 0-0-0 | 0-0-0 | 0 | 0-0 | 0 | 0-0 | 0 |
| Sept 14 | at AUB | 3 | 0-0-0 | 0-0-0 | 0 | 0-0 | 0 | 0-0 | 0 |
| Sept 21 | FS | 8 | 1-0-4 | 1-0-4 | 0 | 0-0 | 0 | 0-0 | 0 |
| Sept 28 | at NMSU | 5 | 0-0-0 | 0-0-0 | 0 | 0-0 | 0 | 0-0 | 0 |
| Oct 12 | AFA | 4 | 1-5-6 | 1-0-5 | 0 | 1-0 | 0 | 0-0 | 0 |
| Oct 19 | at USU | 10 | 0-0-0 | 0-0-0 | 0 | 0-0 | 1 | 1-3 | 0 |
| Oct 26 | at CSU | 4 | 0-5-1 | 0-0-0 | 0 | 0-0 | 0 | 0-0 | 0 |
| Nov 2 | WYO | 11 | 0-0-0 | 0-0-0 | 0 | 0-0 | 0 | 0-0 | 0 |
| Nov 9 | at SDSU | 14 | 1-5-2 | 0-0-0 | 0 | 0-0 | 1 | 0-0 | 0 |
| Nov 16 | WSU | 9 | 0-5-2 | 0-0-0 | 0 | 0-0 | 0 | 0-0 | 0 |
| Nov 30 | at HAW | 4 | 0-0-0 | 0-0-0 | 0 | 0-0 | 0 | 0-0 | 0 |
| TOTAL (12 gms) | | 77 | 5.0-15 | 2.0-9 | 0 | 1-0 | 2 | 1-3 | 0 |

2025

| Date | Opponent | TKL | TFL-Yds | Sack-Yds | FF | FR-Yds | PBU | INT-yds | TD |
|------------------------|----------|------------|---------------|---------------|----------|-------------|----------|------------|----------|
| Aug 30 | MICH | 3 | 0.0-0 | 0.0-0 | 0 | 0-0 | 0 | 0-0 | 0 |
| Sept 6 | IDST | 2 | 0.0-0 | 0.0-0 | 0 | 0-0 | 0 | 0-0 | 0 |
| Sept 12 | at UCLA | 4 | 1.0-2 | 0.0-0 | 0 | 0-0 | 0 | 0-0 | 0 |
| Sept 27 | NMSU | | | | | | | | |
| Oct 3 | at SJSU | | | | | | | | |
| Oct 11 | at BSU | | | | | | | | |
| Oct 18 | NEV | | | | | | | | |
| Oct 25 | USU | | | | | | | | |
| Nov 1 | at UNLV | | | | | | | | |
| Nov 15 | CSU | | | | | | | | |
| Nov 22 | at AFA | | | | | | | | |
| Nov 28 | SDSU | | | | | | | | |
| TOTAL | | 9 | 1.0-2 | 0.0-0 | 0 | 0-0 | 0 | 0-0 | 0 |
| CAREER (25 gms) | | 133 | 8.0-23 | 2.5-12 | 1 | 3-37 | 6 | 1-3 | 0 |

#33 - Randolph Kpai

2024

| Date | Opponent | TKL | FYL-Yds | Sack-Yds | FF | FR-Yds | PBU | INT-yds | TD |
|----------------|----------|-----|---------|----------|----|--------|-----|---------|----|
| Aug 24 | MONT ST | 5 | 0.0-0 | 0.0-0 | 0 | 0-0 | 0 | 0-0 | 0 |
| Aug 31 | at ARIZ | 4 | 0.0-0 | 0.0-0 | 0 | 0-0 | 0 | 0-0 | 0 |
| Sept 14 | at AUB | 2 | 0.0-0 | 0.0-0 | 0 | 0-0 | 0 | 0-0 | 0 |
| Sept 21 | FS | 6 | 0.0-0 | 0.0-0 | 0 | 0-0 | 0 | 0-0 | 0 |
| Sept 28 | at NMSU | 4 | 2.0-8 | 0.0-0 | 0 | 0-0 | 0 | 0-0 | 0 |
| Oct 12 | AFA | 17 | 0.5-1 | 0.0-0 | 0 | 0-0 | 0 | 0-0 | 0 |
| Oct 19 | at USU | 7 | 0.0-0 | 0.0-0 | 0 | 0-0 | 0 | 0-0 | 0 |
| Oct 26 | at CSU | 11 | 0.0-0 | 0.0-0 | 0 | 0-0 | 0 | 0-0 | 0 |
| Nov 2 | WYO | 3 | 0.0-0 | 0.0-0 | 0 | 0-0 | 0 | 0-0 | 0 |
| Nov 9 | at SDSU | 15 | 1.0-9 | 1.0-9 | 0 | 0-0 | 2 | 0-0 | 0 |
| Nov 16 | WSU | 3 | 0.0-0 | 0.0-0 | 0 | 0-0 | 0 | 0-0 | 0 |
| Nov 30 | at HAW | 3 | 1.0-7 | 0.0-0 | 0 | 0-0 | 1 | 0-0 | 0 |
| TOTAL (12 gms) | | 80 | 4.0-24 | 1.0-9 | 0 | 0-0 | 3 | 0-0 | 0 |

**2025**

| Date | Opponent | TKL | TFL-Yds | Sack-Yds | FF | FR-Yds | PBU | INT-yds | TD |
|-------------------------|----------|-----------|---------------|--------------|----------|------------|----------|------------|----------|
| Aug 30 | MICH | 2 | 0.0-0 | 0.0-0 | 1 | 0-0 | 0 | 0-0 | 0 |
| Sept 6 | IDST | 0 | 0.0-0 | 0.0-0 | 0 | 0-0 | 0 | 0-0 | 0 |
| Sept 12 | at UCLA | 2 | 0.0-0 | 0.0-0 | 0 | 0-0 | 0 | 0-0 | 0 |
| Sept 27 | NMSU | | | | | | | | |
| Oct 3 | at SJSU | | | | | | | | |
| Oct 11 | at BSU | | | | | | | | |
| Oct 18 | NEV | | | | | | | | |
| Oct 25 | USU | | | | | | | | |
| Nov 1 | at UNLV | | | | | | | | |
| Nov 15 | CSU | | | | | | | | |
| Nov 22 | at AFA | | | | | | | | |
| Nov 28 | SDSU | | | | | | | | |
| TOTAL | | 4 | 0.0-0 | 0.0-0 | 1 | 0-0 | 0 | 0-0 | 0 |
| OVERALL (12 gms) | | 84 | 4.0-24 | 1.0-9 | 1 | 0-0 | 3 | 0-0 | 0 |

#35 - Victor Villafuerte

2025

| Date | Opponent | TKL | TFL-Yds | Sack-Yds | FF | FR-Yds | PBU | INT-yds | TD |
|-----------------------|----------|----------|--------------|--------------|----------|------------|----------|------------|--------------|
| Aug 30 | MICH | | | | | | | | Did Not Play |
| Sept 6 | IDST | 0 | 0.0-0 | 0.0-0 | 0 | 0-0 | 0 | 0-0 | 0 |
| Sept 12 | at UCLA | | | | | | | | Did Not Play |
| Sept 27 | NMSU | | | | | | | | |
| Oct 3 | at SJSU | | | | | | | | |
| Oct 11 | at BSU | | | | | | | | |
| Oct 18 | NEV | | | | | | | | |
| Oct 25 | USU | | | | | | | | |
| Nov 1 | at UNLV | | | | | | | | |
| Nov 15 | CSU | | | | | | | | |
| Nov 22 | at AFA | | | | | | | | |
| Nov 28 | SDSU | | | | | | | | |
| TOTAL | | 0 | 0.0-0 | 0.0-0 | 0 | 0-0 | 0 | 0-0 | 0 |
| CAREER (1 gms) | | 0 | 0.0-0 | 0.0-0 | 0 | 0-0 | 0 | 0-0 | 0 |

#54 - Hunter Haemaker

2022

| Date | Opponent | TKL | TFL-Yds | Sack-Yds | FF | FR-Yds | PBU | INT-yds | TD |
|----------------------|----------|----------|--------------|--------------|----------|------------|----------|------------|--------------|
| Sept 3 | MAINE | | | | | | | | Did Not Play |
| Sept 9 | BSU | | | | | | | | Did Not Play |
| Sept 17 | UTEP | | | | | | | | Did Not Play |
| Sept 24 | at LSU | | | | | | | | Did Not Play |
| Sept 30 | at UNLV | | | | | | | | Did Not Play |
| Oct 8 | WYO | 0 | 0.0-0 | 0.0-0 | 0 | 0-0 | 0 | 0-0 | 0 |
| Oct 15 | at NMSU | 0 | 0.0-0 | 0.0-0 | 0 | 0-0 | 0 | 0-0 | 0 |
| Oct 22 | FS | 0 | 0.0-0 | 0.0-0 | 0 | 0-0 | 0 | 0-0 | 0 |
| Nov 5 | at USU | | | | | | | | Did Not Play |
| Nov 12 | at AFA | 0 | 0.0-0 | 0.0-0 | 0 | 0-0 | 0 | 0-0 | 0 |
| Nov 18 | SDSU | 0 | 0.0-0 | 0.0-0 | 0 | 0-0 | 0 | 0-0 | 0 |
| Nov 25 | at CSU | 0 | 0.0-0 | 0.0-0 | 0 | 0-0 | 0 | 0-0 | 0 |
| TOTAL (6 gms) | | 0 | 0.0-0 | 0.0-0 | 0 | 0-0 | 0 | 0-0 | 0 |

2023

| Date | Opponent | TKL | TFL-Yds | Sack-Yds | FF | FR-Yds | PBU | INT-yds | TD |
|----------------------|----------|----------|--------------|--------------|----------|------------|----------|------------|--------------|
| Sept 2 | at TAMU | | | | | | | | Did Not Play |
| Sept 9 | TTU | 0 | 0.0-0 | 0.0-0 | 0 | 0-0 | 0 | 0-0 | 0 |
| Sept 16 | NMSU | | | | | | | | Did Not Play |
| Sept 23 | at UMass | 0 | 0.0-0 | 0.0-0 | 0 | 0-0 | 0 | 0-0 | 0 |
| Sept 30 | at WYO | 0 | 0.0-0 | 0.0-0 | 0 | 0-0 | 0 | 0-0 | 0 |
| Oct 14 | SJSU | | | | | | | | Did Not Play |
| Oct 21 | HAW | 0 | 0.0-0 | 0.0-0 | 0 | 0-0 | 0 | 0-0 | 0 |
| Oct 28 | at NEV | | | | | | | | Did Not Play |
| Nov 4 | UNLV | | | | | | | | Did Not Play |
| Nov 11 | at BSU | | | | | | | | Did Not Play |
| Nov 18 | at FS | | | | | | | | Did Not Play |
| Nov 24 | USU | | | | | | | | Did Not Play |
| TOTAL (4 gms) | | 0 | 0.0-0 | 0.0-0 | 0 | 0-0 | 0 | 0-0 | 0 |

2024

| Date | Opponent | TKL | TFL-Yds | Sack-Yds | FF | FR-Yds | PBU | INT-yds | TD |
|----------------------|----------|----------|--------------|--------------|----------|------------|----------|------------|--------------|
| Aug 24 | MONT ST | | | | | | | | Did Not Play |
| Aug 31 | at ARIZ | | | | | | | | Did Not Play |
| Sept 14 | at AUB | | | | | | | | Did Not Play |
| Sept 21 | FS | | | | | | | | Did Not Play |
| Sept 28 | at NMSU | | | | | | | | Did Not Play |
| Oct 12 | AFA | | | | | | | | Did Not Play |
| Oct 19 | at USU | | | | | | | | Did Not Play |
| Oct 26 | at CSU | | | | | | | | Did Not Play |
| Nov 2 | WYO | | | | | | | | Did Not Play |
| Nov 9 | at SDSU | | | | | | | | Did Not Play |
| Nov 16 | WSU | | | | | | | | Did Not Play |
| Nov 30 | at HAW | | | | | | | | Did Not Play |
| TOTAL (0 gms) | | 0 | 0.0-0 | 0.0-0 | 0 | 0-0 | 0 | 0-0 | 0 |

2025

| Date | Opponent | TKL | TFL-Yds | Sack-Yds | FF | FR-Yds | PBU | INT-yds | TD |
|-------------------------|----------|----------|--------------|--------------|----------|------------|----------|------------|--------------|
| Aug 30 | MICH | | | | | | | | Did Not Play |
| Sept 6 | IDST | | | | | | | | Did Not Play |
| Sept 12 | at UCLA | | | | | | | | Did Not Play |
| Sept 27 | NMSU | | | | | | | | |
| Oct 3 | at SJSU | | | | | | | | |
| Oct 11 | at BSU | | | | | | | | |
| Oct 18 | NEV | | | | | | | | |
| Oct 25 | USU | | | | | | | | |
| Nov 1 | at UNLV | | | | | | | | |
| Nov 15 | CSU | | | | | | | | |
| Nov 22 | at AFA | | | | | | | | |
| Nov 28 | SDSU | | | | | | | | |
| TOTAL | | 0 | 0.0-0 | 0.0-0 | 0 | 0-0 | 0 | 0-0 | 0 |
| OVERALL (10 gms) | | 0 | 0.0-0 | 0.0-0 | 0 | 0-0 | 0 | 0-0 | 0 |



#13 - K Luke Drzewiecki

| 2022 | | | | | | | | | | | |
|---------------|----------|-----|-----|----|-----|-----|--------------|----|-----|-----|------|
| Date | Opponent | FGM | FGA | LG | XPM | XPA | PTS | KO | YDS | AVG | TBOB |
| Sept 3 | MAINE | | | | | | Did Not Play | | | | |
| Sept 9 | BSU | 0 | 0 | 0 | 2 | 2 | 2 | 0 | 0 | 0.0 | 0 0 |
| Sept 17 | UTEP | 1 | 3 | 37 | 2 | 2 | 5 | 0 | 0 | 0.0 | 0 0 |
| Sept 24 | at LSU | | | | | | Did Not Play | | | | |
| Sept 30 | at UNLV | | | | | | Did Not Play | | | | |
| Oct 8 | WYO | | | | | | Did Not Play | | | | |
| Oct 15 | at NMSU | 3 | 3 | 44 | 0 | 0 | 9 | 0 | 0 | 0.0 | 0 0 |
| Oct 22 | FS | 3 | 3 | 33 | 0 | 0 | 9 | 0 | 0 | 0.0 | 0 0 |
| Nov 5 | at USU | 1 | 2 | 31 | 1 | 1 | 4 | 0 | 0 | 0.0 | 0 0 |
| Nov 12 | at AFA | 1 | 1 | 39 | 0 | 0 | 3 | 0 | 0 | 0.0 | 0 0 |
| Nov 18 | SDSU | 1 | 1 | 39 | 1 | 1 | 4 | 0 | 0 | 0.0 | 0 0 |
| Nov 25 | at CSU | 0 | 1 | 0 | 0 | 0 | 0 | 0 | 0 | 0.0 | 0 0 |
| TOTAL (8 gms) | | 10 | 14 | 44 | 6 | 6 | 36 | 0 | 0 | 0.0 | 0 0 |

2023

| Date | Opponent | FGM | FGA | LG | XPM | XPA | PTS | KO | YDS | AVG | TBOB |
|----------------|----------|-----|-----|----|-----|-----|-----|----|------|------|------|
| Sept 2 | at TAMU | 1 | 1 | 27 | 1 | 1 | 4 | 3 | 136 | 45.3 | 0 0 |
| Sept 9 | TTU | 0 | 0 | - | 8 | 8 | 8 | 7 | 450 | 64.3 | 4 0 |
| Sept 16 | NMSU | 1 | 2 | 25 | 2 | 2 | 5 | 4 | 257 | 64.2 | 2 0 |
| Sept 23 | at UMSS | 0 | 0 | - | 4 | 4 | 4 | 5 | 264 | 52.8 | 0 0 |
| Sept 30 | at WYO | 2 | 2 | 39 | 2 | 3 | 8 | 5 | 303 | 60.6 | 3 0 |
| Oct 14 | SJSU | 1 | 1 | 41 | 3 | 3 | 6 | 5 | 306 | 61.2 | 2 0 |
| Oct 21 | HAW | 0 | 0 | - | 6 | 6 | 6 | 7 | 447 | 63.9 | 5 0 |
| Oct 28 | at NEV | 1 | 1 | 47 | 1 | 1 | 4 | 4 | 208 | 52.0 | 0 0 |
| Nov 4 | UNLV | 0 | 1 | - | 2 | 2 | 2 | 3 | 195 | 65.0 | 2 0 |
| Nov 11 | at BSU | 0 | 1 | - | 2 | 2 | 2 | 3 | 169 | 56.4 | 0 0 |
| Nov 18 | at FS | 2 | 2 | 38 | 1 | 1 | 7 | 0 | 0 | - | 0 0 |
| Nov 24 | USU | 2 | 3 | 22 | 5 | 5 | 11 | 6 | 302 | 50.3 | 2 0 |
| TOTAL (12 gms) | | 10 | 14 | 47 | 37 | 38 | 67 | 52 | 3037 | 58.4 | 20 0 |

2024

| Date | Opponent | FGM | FGA | LG | XPM | XPA | PTS | KO | YDS | AVG | TBOB |
|----------------|----------|-----|-----|----|-----|-----|-----|----|------|------|------|
| Aug 24 | MONT ST | 1 | 3 | 45 | 4 | 4 | 7 | 0 | 0 | 0.0 | 0 0 |
| Aug 31 | at ARIZ | 1 | 1 | 20 | 4 | 4 | 7 | 0 | 0 | 0.0 | 0 0 |
| Sept 14 | at AUB | 2 | 3 | 33 | 1 | 1 | 7 | 0 | 0 | 0.0 | 0 0 |
| Sept 21 | FS | 2 | 2 | 32 | 1 | 1 | 7 | 0 | 0 | 0.0 | 0 0 |
| Sept 28 | at NMSU | 1 | 1 | 20 | 5 | 6 | 8 | 0 | 0 | 0.0 | 0 0 |
| Oct 12 | AFA | 1 | 1 | 24 | 7 | 7 | 10 | 9 | 587 | 65.2 | 8 0 |
| Oct 19 | at USU | 0 | 0 | - | 4 | 4 | 4 | 3 | 192 | 64.0 | 1 0 |
| Oct 26 | at CSU | 2 | 3 | 44 | 0 | 0 | 6 | 3 | 194 | 64.7 | 1 0 |
| Nov 2 | WYO | 1 | 1 | 30 | 4 | 4 | 7 | 8 | 519 | 64.9 | 6 0 |
| Nov 9 | at SDSU | 0 | 0 | - | 3 | 3 | 3 | 4 | 212 | 53.0 | 0 0 |
| Nov 16 | WSU | 1 | 1 | 19 | 5 | 5 | 8 | 7 | 421 | 60.1 | 3 0 |
| Nov 30 | at HAW | 1 | 2 | 36 | 3 | 3 | 6 | 6 | 330 | 55.0 | 1 0 |
| TOTAL (12 gms) | | 13 | 17 | 45 | 41 | 42 | 80 | 40 | 2455 | 61.4 | 17 0 |

2025

| Date | Opponent | FGM | FGA | LG | XPM | XPA | PTS | KO | YDS | AVG | TBOB |
|------------------|----------|-----|-----|----|-----|-----|-----|----|------|------|------|
| Aug 30 | MICH | 1 | 1 | 44 | 2 | 2 | 5 | 0 | 0 | 0.0 | 0 0 |
| Sept 6 | IDST | 1 | 1 | 21 | 3 | 3 | 6 | 0 | 0 | 0.0 | 0 0 |
| Sept 12 | at UCLA | 0 | 0 | 0 | 5 | 5 | 5 | 0 | 0 | 0.0 | 0 0 |
| Sept 27 | NMSU | | | | | | | | | | |
| Oct 3 | at SJSU | | | | | | | | | | |
| Oct 11 | at BSU | | | | | | | | | | |
| Oct 18 | NEV | | | | | | | | | | |
| Oct 25 | USU | | | | | | | | | | |
| Nov 1 | at UNLV | | | | | | | | | | |
| Nov 15 | CSU | | | | | | | | | | |
| Nov 22 | at AFA | | | | | | | | | | |
| Nov 28 | SDSU | | | | | | | | | | |
| TOTAL | | 2 | 2 | 44 | 10 | 10 | 16 | 0 | 0 | 0.0 | 0 0 |
| OVERALL (32 gms) | | 35 | 48 | 47 | 94 | 96 | 199 | 92 | 5492 | 59.7 | 37 0 |

#31 - K Grant Glasgow

| 2023 (Montana) | | | | | | | | | | | |
|----------------|--------------|-----|-----|----|-----|-----|-----|----|------|------|------|
| Date | Opponent | FGM | FGA | LG | XPM | XPA | PTS | KO | YDS | AVG | TBOB |
| Sept 2 | BUTLER | 2 | 2 | 49 | 3 | 3 | 9 | 7 | 435 | 62.1 | 5 0 |
| Sept 9 | at UT TECH | 0 | 1 | - | 4 | 4 | 4 | 7 | 435 | 62.1 | 5 0 |
| Sept 16 | FERRIS ST | 1 | 2 | 43 | 2 | 2 | 5 | 4 | 258 | 64.5 | 3 0 |
| Sept 23 | at NAU | 0 | 0 | - | 0 | 1 | 0 | 3 | 191 | 63.8 | 1 0 |
| Sept 30 | IDST | 0 | 1 | - | 4 | 4 | 4 | 5 | 322 | 64.4 | 2 0 |
| Oct 7 | at UCD | 1 | 2 | 38 | 4 | 4 | 7 | 6 | 390 | 65.0 | 5 0 |
| Oct 14 | at IDAHO | 3 | 3 | 46 | 2 | 2 | 11 | 6 | 390 | 65.0 | 6 0 |
| Oct 28 | NO COLO | 0 | 2 | - | 0 | 0 | 0 | 2 | 119 | 59.5 | 0 0 |
| Nov 4 | SAC ST | | | | | | | | | | |
| Nov 11 | at PORT ST | | | | | | | | | | |
| Nov 18 | MONT ST | 0 | 0 | - | 0 | 0 | 0 | 7 | 455 | 65.0 | 6 0 |
| Dec 2 | DELAWARE | 0 | 0 | - | 0 | 0 | 0 | 9 | 562 | 62.4 | 5 0 |
| Dec 8 | FURMAN | 0 | 0 | - | 0 | 0 | 0 | 6 | 386 | 64.3 | 4 0 |
| Dec 16 | ND SU | 1 | 1 | 46 | 0 | 0 | 0 | 4 | 260 | 65.0 | 3 0 |
| Jan 7 | vs SO DAK ST | 0 | 0 | - | 0 | 0 | 0 | 2 | 126 | 63.0 | 1 0 |
| TOTAL (13 gms) | | 8 | 14 | 49 | 19 | 20 | 43 | 68 | 4349 | 64.0 | 46 0 |

2024 (Montana)

| Date | Opponent | FGM | FGA | LG | XPM | XPA | PTS | KO | YDS | AVG | TBOB |
|----------------|--------------|--------------|-----|----|-----|-----|-----|----|------|------|------|
| Aug 31 | MO ST | 0 | 0 | 0 | 0 | 0 | 0 | 6 | 386 | 64.3 | 5 0 |
| Sept 7 | at NO DAK | 0 | 0 | 0 | 0 | 0 | 0 | 4 | 255 | 63.8 | 1 0 |
| Sept 14 | MORE ST | 0 | 0 | 0 | 0 | 1 | 0 | 7 | 449 | 61.4 | 0 0 |
| Sept 21 | WCU | 0 | 0 | 0 | 0 | 0 | 0 | 8 | 503 | 62.9 | 5 0 |
| Sept 28 | at EWU | 0 | 0 | 0 | 0 | 0 | 0 | 9 | 543 | 60.3 | 1 0 |
| Oct 5 | WEBER ST | 0 | 0 | 0 | 0 | 0 | 0 | 9 | 552 | 61.3 | 4 0 |
| Oct 12 | NAU | 0 | 0 | 0 | 0 | 0 | 0 | 1 | 46 | 46.0 | 0 0 |
| Oct 26 | at NO COLO | 0 | 0 | 0 | 0 | 0 | 0 | 5 | 320 | 64.0 | 4 0 |
| Nov 2 | at CP | Did Not Play | | | | | | | | | |
| Nov 9 | UCD | 0 | 0 | 0 | 0 | 0 | 0 | 3 | 195 | 65.0 | 2 0 |
| Nov 16 | PORT ST | 0 | 0 | 0 | 0 | 0 | 0 | 5 | 310 | 62.0 | 0 0 |
| Nov 23 | at MONT ST | 0 | 0 | 0 | 0 | 0 | 0 | 3 | 165 | 55.0 | 1 0 |
| Nov 30 | TENN ST | 0 | 0 | 0 | 0 | 0 | 0 | 7 | 394 | 56.3 | 0 0 |
| Dec 7 | at SO DAK ST | 0 | 0 | 0 | 0 | 0 | 0 | 3 | 171 | 57.0 | 1 0 |
| TOTAL (14 gms) | | 0 | 0 | 0 | 0 | 1 | 0 | 70 | 4289 | 61.3 | 24 0 |

2025

| Date | Opponent | FGM | FGA | LG | XPM | XPA | PTS | KO | YDS | AVG | TBOB |
|------------------|----------|-----|-----|----|-----|-----|-----|-----|------|------|------|
| Aug 30 | MICH | | | | | | | | | | |
| Sept 6 | IDST | 0 | 0 | 0 | 0 | 0 | 0 | 6 | 390 | 65.0 | 5 0 |
| Sept 12 | at UCLA | 0 | 0 | 0 | 0 | 0 | 0 | 6 | 351 | 58.5 | 3 1 |
| Sept 27 | NMSU | | | | | | | | | | |
| Oct 3 | at SJSU | | | | | | | | | | |
| Oct 11 | at BSU | | | | | | | | | | |
| Oct 18 | NEV | | | | | | | | | | |
| Oct 25 | USU | | | | | | | | | | |
| Nov 1 | at UNLV | | | | | | | | | | |
| Nov 15 | CSU | | | | | | | | | | |
| Nov 22 | at AFA | | | | | | | | | | |
| Nov 28 | SDSU | | | | | | | | | | |
| TOTAL | | 0 | 0 | 0 | 0 | 0 | 0 | 12 | 741 | 61.2 | 8 1 |
| MONTANA (27 gms) | | 8 | 14 | 49 | 19 | 21 | 43 | 138 | 8638 | 62.6 | 70 0 |
| OVERALL (29 gms) | | 8 | 14 | 49 | 19 | 21 | 43 | 150 | 9379 | 62.5 | 78 1 |

#35 K-P Charles Steinkamp

| Date | Opponent | FGM | FGA | LG | XPM | XPA | PTS | KO | YDS | AVG | TBOB |
|---------------|----------|-----|-----|----|-----|-----|-----|----|-----|------|------|
| Sept 2 | at TAMU | | | | | | | | | | |
| Sept 9 | TTU | 0 | 0 | - | 0 | 0 | 0 | 2 | 122 | 61.0 | 1 0 |
| Sept 16 | NMSU | | | | | | | | | | |
| Sept 23 | at UMSS | | | | | | | | | | |
| Sept 30 | at WYO | 0 | 0 | - | 0 | 0 | 0 | 0 | --- | 0 0 | |
| Oct 14 | SJSU | | | | | | | | | | |
| Oct 21 | HAW | | | | | | | | | | |
| Oct 28 | at NEV | 0 | 0 | - | 0 | 0 | 0 | 0 | --- | 0 0 | |
| Nov 4 | UNLV | | | | | | | | | | |
| Nov 11 | at BSU | | | | | | | | | | |
| Nov 18 | at FS | | | | | | | | | | |
| Nov 24 | USU | | | | | | | | | | |
| TOTAL (3 gms) | | 0 | 0 | - | 0 | 0 | 0 | 2 | 122 | 61.0 | 1 0 |

2024

| Date | Opponent | FGM | FGA | LG | XPM | XPA | PTS | KO | YDS | AVG | TBOB |
|---------------|----------|-----|-----|----|-----|-----|-----|----|------|------|------|
| Aug 24 | MONT ST | 0 | 0 | 0 | 0 | 0 | 0 | 6 | 369 | 61.5 | 3 0 |
| Aug 31 | at ARIZ | 0 | 0 | 0 | 0 | 0 | 0 | 6 | 366 | 61.0 | 1 0 |
| Sept 14 | at AUB | 0 | 0 | 0 | 0 | 0 | 0 | 5 | 234 | 46.8 | 0 0 |
| Sept 21 | FS | 0 | 0 | 0 | 0 | 0 | 0 | 4 | 235 | 58.8 | 3 0 |
| Sept 28 | at NMSU | 0 | 0 | 0 | 0 | 0 | 0 | 9 | 555 | 61.7 | 3 0 |
| Oct 12 | AFA | 0 | 0 | 0 | 0 | 0 | 0 | 5 | 318 | 63.6 | 2 1 |
| Oct 19 | at USU | | | | | | | | | | |
| Oct 26 | at CSU | | | | | | | | | | |
| Nov 2 | WYO | | | | | | | | | | |
| Nov 9 | at SDSU | | | | | | | | | | |
| Nov 16 | WSU | | | | | | | | | | |
| Nov 30 | at HAW | 0 | 0 | 0 | 0 | 0 | 0 | 0 | 0 | 0 | 0 0 |
| TOTAL (7 gms) | | 0 | 0 | - | 0 | 0 | 0 | 35 | 2077 | 59.3 | 12 0 |

2025

| Date | Opponent | FGM | FGA | LG | XPM | XPA | PTS | KO | YDS | AVG | TBOB |
|-----------------|----------|-----|-----|----|-----|-----|-----|----|------|------|------|
| Aug 30 | MICH | 0 | 0 | 0 | 0 | 0 | 0 | 4 | 256 | 64.0 | 1 0 |
| Sept 6 | IDST | | | | | | | | | | |
| Sept 12 | at UCLA | | | | | | | | | | |
| Sept 27 | NMSU | | | | | | | | | | |
| Oct 3 | at SJSU | | | | | | | | | | |
| Oct 11 | at BSU | | | | | | | | | | |
| Oct 18 | NEV | | | | | | | | | | |
| Oct 25 | USU | | | | | | | | | | |
| Nov 1 | at UNLV | | | | | | | | | | |
| Nov 15 | CSU | | | | | | | | | | |
| Nov 22 | at AFA | | | | | | | | | | |
| Nov 28 | SDSU | | | | | | | | | | |
| TOTAL | | 0 | 0 | 0 | 0 | 0 | 0 | 4 | 256 | 64.0 | 1 0 |
| CAREER (12 gms) | | 0 | 0 | - | 0 | 0 | 0 | 41 | 2455 | 59.9 | 14 0 |



No. 18 Michigan (3-1, 1-0 Big Ten)

Aug 30 New Mexico W 34-17
 Sept 6 at No. 18 Oklahoma L 13-24
 Sept 13 Central Michigan W 63-3
 Sept 20 *at Nebraska W 30-27
 Oct 4 *Wisconsin
 Oct 11 *at USC
 Oct 18 *Washington
 Oct 25 *at Michigan State
 Nov 1 *Purdue
 Nov 15 *at Northwestern
 Nov 22 *at Maryland
 Nov 29 *Ohio State

Idaho State (1-3, 0-0 Big Sky)

Aug 23 at UNLV L 31-38
 Aug 30 at Southern Utah L 24-46
 Sept 6 at New Mexico L 22-32
 Sept 20 Lincoln (CA) W 90-0
 Sept 27 *at Northern Colorado
 Oct 4 *Montana
 Oct 11 *at Montana State
 Oct 25 *Northern Arizona
 Nov 1 *at UC Davis
 Nov 8 *Cal Poly
 Nov 15 *Weber State
 Nov 22 *at Idaho

UCLA (0-3, 0-0 Big Ten)

Aug 30 Utah L 10-43
 Sept 6 at UNLV L 23-30
 Sept 12 New Mexico L 10-35
 Sept 27 *at Northwestern
 Oct 4 *Penn State
 Oct 11 *at Michigan State
 Oct 18 *Maryland
 Oct 25 *at Indiana
 Nov 8 *Nebraska
 Nov 15 *at Ohio State
 Nov 22 *Washington
 Nov 29 *at USC

New Mexico State (2-1, 0-1 CUSA)

Aug 30 Bryant W 19-3
 Sept 6 Tulsa W 21-14
 Sept 13 *at Louisiana Tech L 14-49
 Sept 27 at New Mexico
 Oct 2 *Sam Houston State
 Oct 14 *at Liberty
 Oct 22 *Missouri State
 Nov 1 *at Western Kentucky
 Nov 8 *Kennesaw State
 Nov 15 at Tennessee
 Nov 22 *at UTEP
 Nov 29 *Middle Tennessee State

San Jose State (1-2, 0-0 MW)

Aug 29 Central Michigan L 14-16
 Sept 6 at No. 7 Texas L 7-38
 Sept 20 Idaho W 31-28
 Sept 27 at Stanford
 Oct 3 *New Mexico
 Oct 11 *at Wyoming
 Oct 17 *at Utah State
 Nov 1 *Hawai'i
 Nov 8 *Air Force
 Nov 15 *at Nevada
 Nov 22 *at San Diego State
 Nov 29 *Fresno State

Boise State (1-2, 1-0 MW)

Aug 28 at USF L 7-31
 Sept 5 Eastern Washington W 51-14
 Sept 20 *at Air Force W 49-37
 Sept 27 Appalachian State
 Oct 4 at Notre Dame
 Oct 11 *New Mexico
 Oct 18 *UNLV
 Oct 24 *at Nevada
 Nov 1 *Fresno State
 Nov 15 *at San Diego State
 Nov 22 *Colorado State
 Nov 28 *at Utah State

Nevada (1-3, 0-0 MW)

Aug 30 at No. 2 Penn State L 11-46
 Sept 6 Sacramento State W 20-17
 Sept 13 Middle Tennessee State L 13-14
 Sept 20 at Western Kentucky L 16-31
 Oct 4 *at Fresno State
 Oct 11 *San Diego State
 Oct 18 *at New Mexico
 Oct 24 *Boise State
 Nov 8 *at Utah State
 Nov 15 *San Jose State
 Nov 22 *at Wyoming
 Nov 29 *UNLV

Utah State (3-1, 1-0 MW)

Aug 30 UTEP W 28-16
 Sept 6 at No. 19 Texas A&M L 22-44
 Sept 13 *Air Force W 49-30
 Sept 20 McNeese W 48-7
 Sept 27 at Vanderbilt
 Oct 11 *at Hawai'i
 Oct 17 *San Jose State
 Oct 25 *at New Mexico
 Nov 8 *Nevada
 Nov 15 *at UNLV
 Nov 22 *at Fresno State
 Nov 28 *Boise State

UNLV (4-0, 0-0 MW)

Aug 23 Idaho State W 38-31
 Aug 29 at Sam Houston State W 38-21
 Sept 6 UCLA W 30-23
 Sept 20 at Miami (OH) W 41-38
 Oct 4 *at Wyoming
 Oct 11 *Air Force
 Oct 18 *at Boise State
 Nov 1 *New Mexico
 Nov 8 *at Colorado State
 Nov 15 *Utah State
 Nov 21 *Hawai'i
 Nov 29 *at Nevada

Colorado State (1-2, 0-0 MW)

Aug 30 at Washington L 21-38
 Sept 6 Northern Colorado W 21-17
 Sept 20 UTSA L 16-17
 Sept 27 Washington State
 Oct 3 *at San Diego State
 Oct 10 *Fresno State
 Oct 18 *Hawai'i
 Oct 25 *at Wyoming
 Nov 8 *UNLV
 Nov 15 *at New Mexico
 Nov 22 *at Boise State
 Nov 28 *Air Force

at Air Force (1-2, 0-2 MW)

Aug 30 Bucknell W 49-13
 Sept 13 *at Utah State L 30-49
 Sept 20 *Boise State L 37-49
 Sept 27 *Hawai'i
 Oct 4 at Navy
 Oct 11 *at UNLV
 Oct 18 *Wyoming
 Nov 1 Army
 Nov 8 *at San Jose State
 Nov 15 at UConn
 Nov 22 New Mexico
 Nov 28 *at Colorado State

San Diego State (2-1, 0-0 MW)

Aug 28 Stony Brook W 42-0
 Sept 6 at Washington State L 13-36
 Sept 20 California W 34-0
 Sept 27 at Northern Illinois
 Oct 3 *Colorado State
 Oct 11 *at Nevada
 Oct 25 *at Fresno State
 Nov 1 *Wyoming
 Nov 8 *at Hawai'i
 Nov 15 *Boise State
 Nov 22 *San Jose State
 Nov 28 *New Mexico



Jason Eck Profile

Birthday: 8/11/1977

Hometown: La Crosse, Wisc.

Alma Mater: Wisconsin, 1999 (B.A., Psychology); Wisconsin, 2001 (M.S., Business Management and Human Resources)

Playing Experience: Wisconsin (1995-1998).

Family: Married to Kimberly. Children are Quentin, Jaxton, Palmer, Maverick and Lola.

Coaching Experience:

| | |
|---------|--|
| 2025 | New Mexico (Head Coach) |
| 2022-24 | Idaho (Head Coach) |
| 2019-21 | South Dakota State (Offensive Coordinator/ Offensive Line) |
| 2016-18 | South Dakota State (Offensive Line) |
| 2015 | Montana State (Run Game Coordinator/ Offensive Line) |
| 2013-14 | Minnesota State (Offensive Coordinator/ Offensive Line) |
| 2012 | Western Illinois (Run Game Coordinator/ Offensive Line) |
| 2011 | Hampton (Offensive Line) |
| 2009-10 | Ball State (Offensive Line) |
| 2008 | Winona State (Co-Offensive Coordinator/ Offensive Line/TES) |
| 2007 | Winona State (Offensive Line/Tight Ends) |
| 2006 | Idaho (Offensive Line) |
| 2004-05 | Idaho (Tight End/Run Game Coordinator) |
| 2002-03 | Colorado (Graduate Assistant) |
| 1999-01 | Wisconsin (Graduate Assistant) |

Postseason Coached (corresponding to the season, not the actual year of the bowl game):

| | |
|------|---|
| 2024 | FCS Playoffs (Quarterfinals) |
| 2023 | FCS Playoffs (Quarterfinals) |
| 2022 | FCS Playoffs (First Round) |
| 2021 | FCS Playoffs (Semifinals) |
| 2020 | FCS Playoffs (Championship Game) |
| 2019 | FCS Playoffs (Second Round) |
| 2018 | FCS Playoffs (Semifinals) |
| 2017 | FCS Playoffs (Semifinals) |
| 2016 | FCS Playoffs (Quarterfinals) |
| 2014 | Division II Playoffs (Second Round) |
| 2013 | Division II Playoffs (National Runner Up) |
| 2007 | Division II Playoffs (First Round) |
| 2002 | Alamo Bowl |
| 2000 | Sun Bowl |
| 1999 | Rose Bowl |



Jason Eck

Head Coach

Wisconsin, 1999

LaCrosse, Wisc.

Jason Eck

Jason Eck joined the Lobo Family in December of 2024 as head coach of the football program. He comes to the University of New Mexico with 26 years of experience at the FBS, FCS, and Division II levels, including 3 years as a head coach at the University of Idaho. He led the Idaho program to a national ranking and a FCS playoff berth in all three of his seasons there. Idaho increased its win total each season under Eck. In the 22 years before he arrived in Idaho, the Vandals totaled just two winning seasons.

Heading into 2024, Eck had to reload the Vandals after they lost over 80% of their offensive production to graduation or the transfer portal after the 2023 season. They reloaded in a big way, as Eck led Idaho to a 10-4 record and a second straight FCS Playoff quarterfinal appearance. The success came despite starting three quarterbacks throughout the season due to injuries.

After opening the season by putting a scare into then-No. 1 Oregon, losing just 24-14 in a game where Idaho trailed 17-14 late in the fourth quarter, Eck led the Vandals to a second straight Mountain West win, defeating Wyoming in Laramie 17-13. Three of Idaho's four losses on the season were to teams ranked #1 in the country at the time of the game.

In 2023, the Vandals improved to 9-4, again finishing 6-2 in the Big Sky, tying for second place. The Vandals played two FBS programs, falling to California 31-17 after taking a 17-0 lead and defeating Nevada 33-6 in Reno, allowing only two field goals as Idaho outgained the Wolf Pack 463-266. The Vandals went 4-2 against ranked opponents and advanced to the FCS Quarterfinals. Once again, the Vandals ranked in the Top 20 in a host of categories including passing efficiency (12th at 154.7), scoring offense (14th at 32.3), total defense (14th at 306.8),

red zone offense (4th at 92.6%), net punting (11th at 40.1), punt returns (3rd at 18.4), kickoff returns (7th at 24.2), and time of possession (3rd at 33:48).

Two players, receiver Hayden Hatten and defensive back Marcus Harris, were both named All-Americans. For Hatten, it marked his second straight All-American nod.

In his first season as head coach in 2022, Eck led the Vandals to a 7-5 overall record and a 6-2 mark in the Big Sky Conference, finishing third. That season included wins over rival No. 3 Montana, a first for the program since 1999, and the team broke the 40-point mark five times. Two of the losses were to Washington State (24-17) and at Indiana (35-22). The team qualified for the postseason for the first time since playing in the Famous Idaho Potato Bowl in 2016, and for just the fourth time since 1995 when the program last played in the FCS Playoffs.

Eck's quarterback, Gevani McCoy, won the Jerry Rice Award, presented to the most outstanding freshman in the FCS, throwing for 2,725 yards and 27 touchdowns.

Idaho ranked in the Top 20 in the FCS in passing efficiency (5th at 168.1), scoring offense (13th at 35.9), fewest passing yards allowed (19th at 190.0), turnover margin (9th at +0.83), red zone offense (5th at 92.3%), punt returns (13th at 13.9), kickoff returns (13th at 24.1), and time of possession (2nd at 35:07).

Overall, in his three seasons with Idaho, Eck coached 16 First Team All-Big Sky players, 12 Second Team All-Big Sky players, four Third Team All-Big Sky players, and 16 Honorable Mention All-Big Sky players.

Before becoming Idaho's head coach, Eck spent six seasons with the South Dakota State Jackrabbits as offensive line coach and the final three as offensive coordinator. In 2019, he was named the American Football Coaches' Association FCS Assistant Coach of the Year.

At South Dakota State, he helped lead the Jackrabbits to four FCS Playoff semifinal appearances and a national championship game appearance in the spring 2021 season. In three years as the offensive coordinator at SDSU, Eck's teams averaged 32.5 points per game, including 37.5 in his final season in 2021. The Jackrabbits were eighth in scoring offense, seventh in team passing efficiency, and eighth in rushing offense behind the FCS's leading rusher, Pierre Strong.

In the 2021 spring season, freshman quarterback Mark Gronowski was the runner-up for the Jerry Rice Award as the FCS freshman of the year before being injured on the first series of the National Championship game. The Jackrabbits fell just





23-21 despite missing Gronowski.

The 2021 spring team showed off Eck's experience. The Jackrabbits were seventh in the FCS in rushing and fourth in the FCS for tackles for loss allowed, despite playing some of the most physical defenses in the country in the Missouri Valley Football Conference. Sophomore offensive tackle Garret Greenfield was a near-consensus All-America selection, and sophomore guard Mason McCormick also received All-America recognition.

During Eck's first season with the Jackrabbits in 2016, SDSU featured one of the most prolific

offenses in the MVFC and the FCS, averaging 33.2 points and 437.5 yards of total offense per game. In league contests, SDSU ranked second out of 10 teams in allowing only 11 total sacks and ranking first in five different offensive categories.

Before his time at SDSU, Eck was the offensive line coach and run-game coordinator at Montana State in 2015. The Bobcats were 18th in the FCS for rushing offense and 23rd in the FCS for sacks allowed. MSU led FCS in yards per play during his one season in Bozeman.

He was the offensive coordinator for the record-setting offense at Minnesota State, Mankato, during back-to-back Northern Sun Intercollegiate Conference championships in 2013 and 2014. He served as the offensive line coach in 2013 and added offensive coordinator duties in 2014 as the Mavericks advanced to the NCAA Division II championship game. The 2014 season saw Mankato finish 14th in Division II in rushing offense.

Eck has also served as an assistant coach at Western Illinois (2012), Hampton (2011), Ball State (2009-10), and Winona State (2007-08). He had a previous stop at the University of Idaho as an assistant coach from 2004 to 2006.

A 1999 graduate of the University of Wisconsin, Eck played on the Badgers' 1998 Big Ten Championship

team, which went on to win the Rose Bowl. He began his coaching career as a graduate assistant at Wisconsin under head coach Barry Alvarez and later moved on to Colorado.

Eck and his wife Kimberly have five children: Quentin, Jaxton, Palmer, Maverick, and Lola. Kimberly was formerly on the Board of Directors of the American Football Coaches' Wives Association.

Jason Eck All-Time Record When...

| RECORD WHEN | '22 | '23 | '24 | '25 | IDAHO | UNM | OVERALL |
|---------------------------------------|-----|-----|------|-----|-------|-----|---------|
| Leading after 1st quarter | 2-1 | 6-3 | 7-1 | 2-0 | 15-5 | 2-0 | 17-5 |
| Trailing after 1st quarter | 1-2 | 0-1 | 2-2 | 0-1 | 3-5 | 0-1 | 3-6 |
| Tied after 1st quarter | 4-2 | 3-0 | 1-1 | 0-0 | 8-3 | 0-0 | 8-3 |
| Leading at halftime | 5-2 | 7-2 | 8-1 | 2-0 | 20-5 | 2-0 | 22-5 |
| Trailing at halftime | 1-2 | 0-2 | 2-3 | 0-1 | 3-7 | 0-1 | 3-8 |
| Tied at halftime | 1-1 | 2-0 | 0-0 | 0-0 | 3-1 | 0-0 | 3-1 |
| Leading after 3rd quarter | 7-0 | 7-1 | 10-0 | 2-0 | 24-1 | 2-0 | 26-1 |
| Trailing after 3rd quarter | 0-5 | 1-3 | 0-4 | 0-1 | 1-12 | 0-1 | 1-13 |
| Tied after 3rd quarter | 0-0 | 1-0 | 0-0 | 0-0 | 1-0 | 0-0 | 1-0 |
| SCHEDULE BREAKDOWN | '22 | '23 | '24 | '25 | IDAHO | UNM | OVERALL |
| Overall | 7-5 | 9-4 | 10-4 | 2-1 | 26-13 | 2-1 | 28-14 |
| August | 0-0 | 1-0 | 0-1 | 0-1 | 1-1 | 0-1 | 1-2 |
| September | 2-2 | 3-1 | 3-1 | 2-0 | 8-4 | 2-0 | 10-4 |
| October | 3-1 | 2-1 | 3-1 | 0-0 | 8-3 | 0-0 | 8-3 |
| November | 2-2 | 2-1 | 3-0 | 0-0 | 7-3 | 0-0 | 7-3 |
| December | 0-0 | 1-1 | 1-1 | 0-0 | 2-2 | 0-0 | 2-2 |
| CONFERENCE GAMES | '22 | '23 | '24 | '25 | IDAHO | UNM | OVERALL |
| Home | 3-1 | 3-1 | 4-0 | 0-0 | 10-2 | 0-0 | 10-2 |
| Road | 3-1 | 3-1 | 2-2 | 0-0 | 8-4 | 0-0 | 8-4 |
| Neutral | 0-0 | 0-0 | 0-0 | 0-0 | 0-0 | 0-0 | 0-0 |
| NON-CONFERENCE GAMES | '22 | '23 | '24 | '25 | IDAHO | UNM | OVERALL |
| Home | 1-0 | 1-1 | 2-0 | 1-0 | 4-1 | 1-0 | 5-1 |
| Road | 0-3 | 2-1 | 2-2 | 1-1 | 4-6 | 1-1 | 5-7 |
| Neutral | 0-0 | 0-0 | 0-0 | 0-0 | 0-0 | 0-0 | 0-0 |
| MISCELLANEOUS | '22 | '23 | '24 | '25 | IDAHO | UNM | OVERALL |
| Games Decided by a TD or less (8 pts) | 1-3 | 3-3 | 5-1 | 0-0 | 9-7 | 0-0 | 9-7 |
| Games Decided by a FG or less (3 pts) | 0-2 | 2-2 | 1-1 | 0-0 | 3-5 | 0-0 | 3-5 |
| Games Played on Grass | 0-0 | 0-0 | 0-0 | 1-0 | 0-0 | 1-0 | 1-0 |
| Games Played on Turf | 7-5 | 9-4 | 10-4 | 1-1 | 26-13 | 1-1 | 27-14 |
| Day Games (start before 5 pm) | 5-2 | 6-2 | 6-1 | 1-0 | 17-5 | 1-0 | 18-5 |
| Night Games (start 5 pm or later) | 2-3 | 3-2 | 4-3 | 1-1 | 9-8 | 1-1 | 10-9 |
| vs. Ranked | 1-1 | 3-2 | 3-4 | 0-1 | 7-7 | 0-1 | 7-8 |
| Overtime | 0-0 | 1-0 | 0-0 | 0-0 | 1-0 | 0-0 | 1-0 |
| (Single OT) | 0-0 | 1-0 | 0-0 | 0-0 | 1-0 | 0-0 | 1-0 |

Jason Eck vs. All Opponents Collegiate Coaching Record

| Team | OVERALL | | HOME | | ROAD | | NEUTRAL | |
|------------------------|-----------|-----------|-----------|----------|-----------|-----------|----------|----------|
| | W | L | W | L | W | L | W | L |
| Abilene Christian | 1 | 0 | 0 | 0 | 1 | 0 | 0 | 0 |
| Albany | 1 | 1 | 1 | 1 | 0 | 0 | 0 | 0 |
| California | 0 | 1 | 0 | 0 | 0 | 1 | 0 | 0 |
| UC Davis | 0 | 2 | 0 | 1 | 0 | 1 | 0 | 0 |
| Cal Poly | 2 | 0 | 1 | 0 | 1 | 0 | 0 | 0 |
| Drake | 1 | 0 | 1 | 0 | 0 | 0 | 0 | 0 |
| Eastern Washington | 3 | 0 | 2 | 0 | 1 | 0 | 0 | 0 |
| Idaho State | 4 | 0 | 2 | 0 | 2 | 0 | 0 | 0 |
| Indiana | 0 | 1 | 0 | 0 | 0 | 1 | 0 | 0 |
| Lamar | 1 | 0 | 0 | 0 | 1 | 0 | 0 | 0 |
| Lehigh | 1 | 0 | 1 | 0 | 0 | 0 | 0 | 0 |
| Michigan | 0 | 1 | 0 | 0 | 0 | 1 | 0 | 0 |
| Montana | 1 | 1 | 0 | 1 | 1 | 0 | 0 | 0 |
| Montana State | 1 | 2 | 1 | 0 | 0 | 2 | 0 | 0 |
| Nevada | 1 | 0 | 0 | 0 | 1 | 0 | 0 | 0 |
| Northern Arizona | 2 | 0 | 1 | 0 | 1 | 0 | 0 | 0 |
| Northern Colorado | 2 | 0 | 1 | 0 | 1 | 0 | 0 | 0 |
| Oregon | 0 | 1 | 0 | 0 | 0 | 1 | 0 | 0 |
| Portland State | 2 | 0 | 1 | 0 | 1 | 0 | 0 | 0 |
| Sacramento State | 1 | 1 | 1 | 0 | 0 | 1 | 0 | 0 |
| Southeastern Louisiana | 0 | 1 | 0 | 0 | 0 | 1 | 0 | 0 |
| Southern Illinois | 1 | 0 | 1 | 0 | 0 | 0 | 0 | 0 |
| UCLA | 1 | 0 | 0 | 0 | 1 | 0 | 0 | 0 |
| Washington State | 0 | 1 | 0 | 0 | 0 | 1 | 0 | 0 |
| Weber State | 1 | 1 | 1 | 0 | 0 | 1 | 0 | 0 |
| Wyoming | 1 | 0 | 0 | 0 | 1 | 0 | 0 | 0 |
| TOTAL | 28 | 14 | 15 | 3 | 13 | 11 | 0 | 0 |

Jason Eck Year-by-Year Collegiate Head Coaching Record

| School (Pos.) | Year | Overall | | | Conference | | | Finish | Bowl |
|---------------------------|------|-----------|-----------|-------------|------------|----------|-------------|------------------------------|------|
| | | W | L | .PCT | W | L | .PCT | | |
| Idaho | 2022 | 7 | 5 | .583 | 6 | 2 | .750 | FCS Playoffs (First Round) | |
| Idaho | 2023 | 9 | 4 | .692 | 6 | 2 | .750 | FCS Playoffs (Quarterfinals) | |
| Idaho | 2024 | 10 | 4 | .714 | 6 | 2 | .750 | FCS Playoffs (Quarterfinals) | |
| New Mexico | 2025 | 2 | 1 | .667 | 0 | 0 | .000 | | |
| Totals (4 seasons) | | 28 | 14 | .667 | 18 | 6 | .750 | | |



New Mexico Offensive Drives

at No. 14 Michigan

| Q. | Time | Starting YL | Pl-Yds | QB | Time | Result |
|-----|-------|-------------|--------|-------|------|--------------|
| 1st | 12:51 | UNM 18 | 3-3 | Layne | 1:39 | Punt |
| | 4:16 | UNM 13 | 3-8 | Layne | 1:34 | Punt |
| | 0:19 | UNM 20 | 7-25 | Layne | 3:5 | Punt |
| 2nd | 10:22 | UNM 29 | 1-0 | Layne | 0:07 | Interception |
| | 8:18 | UNM 18 | 12-82 | Layne | 5:55 | Touchdown |
| | 2:18 | UM 29 | 4-2 | Layne | 0:22 | Field Goal |
| | 0:21 | UNM 11 | 1-(-1) | Layne | 0:21 | Half |
| 3rd | 15:00 | UNM 25 | 4-14 | Layne | 1:54 | Punt |
| | 10:19 | UNM 25 | 15-75 | Layne | 8:39 | Touchdown |
| | 0:10 | UNM 41 | 4-1 | Layne | 1:40 | Interception |
| 4th | 10:14 | UNM 25 | 8-58 | Layne | 3:20 | Interception |
| | 4:53 | UNM 44 | 4-(-1) | Layne | 1:07 | Downs |
| | 2:09 | UNM 38 | 11-46 | Layne | 2:09 | Game |

Idaho State

| Q. | Time | Starting YL | Pl-Yds | QB | Time | Result |
|-----|-------|-------------|--------|-------|------|------------|
| 1st | 13:46 | UNM 26 | 3-7 | Layne | 2:08 | Punt |
| | 5:25 | UNM 2 | 10-98 | Layne | 5:04 | Touchdown |
| 2nd | 8:56 | UNM 31 | 3-69 | Layne | 1:22 | Touchdown |
| | 5:29 | UNM 36 | 7-39 | Layne | 2:57 | Fumble |
| | 1:03 | UNM 25 | 3-17 | Layne | 0:38 | Punt |
| 3rd | 15:00 | UNM 49 | 4-6 | Layne | 2:12 | Downs |
| | 10:25 | UNM 8 | 3-3 | Layne | 1:37 | Punt |
| | 5:17 | ISU 49 | 9-45 | Layne | 5:04 | Field Goal |
| 4th | 10:33 | UNM 30 | 9-70 | Layne | 3:16 | Touchdown |
| | 5:28 | UNM 42 | 9-58 | Layne | 3:40 | Touchdown |
| | 1:10 | ISU 19 | 2-(-2) | Layne | 1:10 | Game |

at UCLA

| Q. | Time | Starting YL | Pl-Yds | QB | Time | Result |
|-----|-------|-------------|--------|-------|------|-----------|
| 1st | 15:00 | UNM 25 | 4-22 | Layne | 1:37 | Punt |
| | 8:35 | UNM 36 | 9-64 | Layne | 5:25 | Touchdown |
| | 1:39 | UNM 41 | 7-59 | Layne | 3:56 | Touchdown |
| 2nd | 8:59 | UNM 25 | 3-(-2) | Layne | 1:11 | Punt |
| | 5:09 | UNM 24 | 7-73 | Layne | 4:00 | Downs |
| 3rd | 14:41 | UNM 38 | 10-59 | Layne | 7:08 | Fumble |
| | 3:34 | UNM 25 | 13-75 | Layne | 7:52 | Touchdown |
| 4th | 9:13 | UCLA 42 | 3-42 | Layne | 2:07 | Touchdown |
| | 3:58 | UNM 26 | 7-74 | Layne | 3:22 | Touchdown |



Opponent Offensive Drives

No 14. Michigan

| Q. | Time | Starting YL | Pl-Yds | QB | Time | Result |
|-----|-------|-------------|--------|-----------|------|------------|
| 1st | 15:00 | UM 22 | 6-78 | Underwood | 1:57 | Touchdown |
| | 11:12 | UM 27 | 13-73 | Underwood | 6:46 | Touchdown |
| | 2:42 | UM 23 | 5-25 | Underwood | 2:23 | Punt |
| 2nd | 11:27 | UM 29 | 3-3 | Underwood | 1:05 | Punt |
| | 10:15 | UNM 17 | 5-14 | Underwood | 1:54 | Field Goal |
| | 1:56 | UM 25 | 8-75 | Underwood | 1:31 | Touchdown |
| 3rd | 13:06 | UM 6 | 9-73 | Underwood | 2:47 | Field Goal |
| | 1:34 | UM 22 | 3-2 | Underwood | 1:24 | Punt |
| 4th | 13:30 | UM 20 | 6-80 | Underwood | 3:16 | Touchdown |
| | 6:54 | UM 33 | 3-9 | Underwood | 2:01 | Punt |
| | 3:46 | UNM 43 | 4-5 | Underwood | 1:37 | Downs |

Idaho State

| Q. | Time | Starting YL | Pl-Yds | QB | Time | Result |
|-----|-------|-------------|--------|---------|------|--------------|
| 1st | 15:00 | ISU 25 | 3-3 | Sharman | 1:14 | Punt |
| | 11:38 | ISU 29 | 13-63 | Harsin | 6:13 | Interception |
| | 0:17 | ISU 20 | 13-70 | Harsin | 6:21 | Field Goal |
| 2nd | 7:56 | ISU 25 | 4-4 | Sharman | 2:05 | Punt |
| | 2:29 | ISU 33 | 6-67 | Harsin | 1:29 | Touchdown |
| | 0:03 | ISU 19 | 3-25 | Harsin | 0:25 | Half |
| 3rd | 12:00 | ISU 45 | 6-16 | Harsin | 2:17 | Field Goal |
| | 8:25 | UNM 43 | 7-27 | Harsin | 3:23 | Field Goal |
| | 0:17 | ISU 25 | 11-75 | Harsin | 4:33 | Touchdown |
| 4th | 7:33 | ISU 25 | 3-2 | Harsin | 1:49 | Punt |
| | 1:28 | ISU 25 | 4-(-6) | Harsin | 0:38 | Downs |

UCLA

| Q. | Time | Starting YL | Pl-Yds | QB | Time | Result |
|-----|-------|-------------|--------|-----------|------|--------------|
| 1st | 13:23 | UNM 25 | 7-31 | Iamaleava | 4:48 | Punt |
| | 3:02 | UNM 36 | 3-6 | Iamaleava | 1:23 | Punt |
| 2nd | 12:38 | UNM 25 | 8-78 | Iamaleava | 3:39 | Touchdown |
| | 7:48 | UNM 41 | 5-19 | Iamaleava | 2:39 | Punt |
| | 1:09 | UNM 24 | 7-77 | Iamaleava | 1:09 | Half |
| 3rd | 15:00 | UNM 38 | 3-0 | Iamaleava | 0:19 | Punt |
| | 7:33 | UNM 25 | 3-3 | Iamaleava | 0:59 | Punt |
| | 6:34 | UNM 41 | 5-26 | Iamaleava | 3:00 | Field Goal |
| 4th | 10:42 | UCLA 42 | 5-17 | Iamaleava | 1:29 | Downs |
| | 7:06 | UNM 26 | 9-41 | Iamaleava | 3:08 | Interception |
| | 0:36 | UNM 41 | 2-8 | Iamaleava | 0:36 | Game |



Game-by-Game Results

| Date | Opponent | | Score | Overall | Conf | Time | Attend |
|------------|-------------|---|-------|---------|------|------|--------|
| 08/30/2025 | at Michigan | L | 17-34 | 0-1 | 0-0 | 3:24 | 110648 |
| 09/06/2025 | Idaho St. | W | 32-22 | 1-1 | 0-0 | 3:01 | 17639 |
| 09/12/2025 | at UCLA | W | 35-10 | 2-1 | 0-0 | 3:12 | 31163 |

Team Statistics

| | UNM | OPP |
|------------------------------|--------------|--------------|
| Scoring | 84 | 66 |
| Points per game | 28.0 | 22.0 |
| Points Off Turnovers | 17 | 20 |
| First Downs | 63 | 56 |
| Rushing | 26 | 26 |
| Passing | 27 | 29 |
| Penalty | 10 | 1 |
| Rushing Yardage | 564 | 431 |
| Yards gained rushing | 618 | 445 |
| Yards lost rushing | 54 | 14 |
| Rushing attempts | 114 | 85 |
| Average per rush | 4.9 | 5.1 |
| Average per game | 188.0 | 143.7 |
| TDs Rushing | 7 | 4 |
| Passing Yardage | 524 | 733 |
| Comp-Att-Int | 57-86-3 | 71-104-2 |
| Average per pass | 6.1 | 7.0 |
| Average per catch | 9.2 | 10.3 |
| Average per game | 174.7 | 244.3 |
| TDs Passing | 4 | 3 |
| Total offense | 1088 | 1164 |
| Total plays | 200 | 189 |
| Average per play | 5.4 | 6.2 |
| Average per game | 362.7 | 388.0 |
| Kick returns: #-Yards | 7-140 | 6-116 |
| Punt returns: #-Yards | 5-0 | 4-16 |
| Int returns: #-Yards | 2-11 | 3-0 |
| Kick return average | 20.0 | 19.3 |
| Punt return average | 0.0 | 4.0 |
| Int return average | 5.5 | 0.0 |



| | | |
|------------------------------------|---------------------|-------------------|
| Fumbles-Lost | 4-3 | 5-1 |
| Penalties-Yards | 7-47 | 30-280 |
| Average per game | 15.7 | 93.3 |
| Punts-Yards | 9-412 | 12-474 |
| Average per punt | 45.8 | 39.5 |
| Net punt average | 44.0 | 37.8 |
| Kickoffs-Yards | 16-997 | 15-927 |
| Average per kick | 62.3 | 61.8 |
| Net kick average | 39.6 | 40.8 |
| Time of possession / game | 33:03 | 26:57 |
| 3rd-down conversion | 15/37 | 17/39 |
| 3rd-down pct | 41% | 44% |
| 4th-down conversion | 5/10 | 0/3 |
| 4th-down pct | 50% | 0% |
| Sacks by-Yards | 2-5 | 5-42 |
| Misc Yards | 0 | 0 |
| Touchdowns scored | 11 | 7 |
| Field goals - attempts | 2-2 | 6-6 |
| On-Side kicks | 0-0 | 0-1 |
| Red-zone scores | (10-15) 67% | (8-9) 89% |
| Red-zone touchdowns | (9-15) 60% | (5-9) 56% |
| PAT-attempts | (10-10) 100% | (6-6) 100% |
| 2-point conversion-attempts | (1-1) 100% | (0-1) 0% |
| Attendance | 17639 | 141811 |
| Games / Avg per game | 1/17639 | 2/70906 |
| Neutral site games | - | 0/0 |

Score by Periods

| Team | 1st | 2nd | 3rd | 4th | OT | TOT |
|------------|-----|-----|-----|-----|----|-----|
| New Mexico | 14 | 24 | 10 | 36 | 0 | 84 |
| Opponents | 14 | 27 | 12 | 13 | 0 | 66 |

2025 STARTING LINEUPS

OFFENSE

| OPPONENT | QB | WR | WR | WR/#RB | TE/#WR | RB/#TE | LT | LG | C | RG | RT |
|----------|-------|----------|------------|-----------|--------|----------|--------|---------|---------|--------|----------|
| at MICH | Layne | Z. Smith | K. Johnson | #McKinney | Thomas | Humphrey | Aliane | Mukwiza | Robnett | Pearce | Lawrence |
| IDST | Layne | Z. Smith | K. Johnson | Buckley | Thomas | Humphrey | Aliane | Mukwiza | Robnett | Pearce | Lawrence |
| at UCLA | Layne | Z. Smith | Miller | #McKinney | Keith | Buchanan | Aliane | Mukwiza | Robnett | Pearce | Lawrence |

DEFENSE

| OPPONENT | END | DT | DT | END | LB | LB/#S | CB | S | S | S | CB |
|----------|-------------|-------|---------|-------|-----|---------|----------|---------|-------|---------|------------|
| at MICH | James-Newby | Lopez | Booker | Karhu | Eck | McCray | Williams | Coleman | Combs | Brawley | J. Johnson |
| IDST | James-Newby | Lopez | Slayton | Karhu | Eck | Murphy | Williams | Coleman | Combs | Speech | J. Johnson |
| at UCLA | James-Newby | Lopez | Booker | Karhu | Eck | Johnson | Williams | Coleman | Combs | McBean | J. Johnson |
| NMSU | | | | | | | | | | | |
| at SJSU | | | | | | | | | | | |
| at BSU | | | | | | | | | | | |
| NEV | | | | | | | | | | | |
| USU | | | | | | | | | | | |
| at UNLV | | | | | | | | | | | |
| CSU | | | | | | | | | | | |
| at AF | | | | | | | | | | | |
| SDSU | | | | | | | | | | | |



Individual Statistics

Rushing

| Player | gp | att | gain | loss | net | avg | td | lg | avg/g |
|------------------|----------|------------|------------|-----------|------------|------------|----------|-----------|--------------|
| Scottre Humphrey | 3 | 34 | 225 | 3 | 222 | 6.5 | 3 | 61 | 74.0 |
| Damon Bankston | 3 | 25 | 201 | 1 | 200 | 8.0 | 2 | 54 | 66.7 |
| D.J. McKinney | 3 | 30 | 139 | 0 | 139 | 4.6 | 1 | 17 | 46.3 |
| Deshaun Buchanan | 3 | 3 | 5 | 0 | 5 | 1.7 | 0 | 2 | 1.7 |
| James Laubstein | 2 | 5 | 8 | 3 | 5 | 1.0 | 0 | 4 | 2.5 |
| Keagan Johnson | 2 | 1 | 4 | 0 | 4 | 4.0 | 0 | 4 | 2.0 |
| Zhaiel Smith | 3 | 1 | 0 | 2 | -2 | -2.0 | 0 | 0 | -0.7 |
| Jack Layne | 3 | 12 | 36 | 42 | -6 | -0.5 | 1 | 10 | -2.0 |
| Team | 3 | 3 | 0 | 3 | -3 | -1.0 | 0 | 0 | -1.0 |
| Total | 3 | 114 | 618 | 54 | 564 | 4.9 | 7 | 61 | 188.0 |
| Opponents | 3 | 85 | 445 | 14 | 431 | 5.1 | 4 | 59 | 143.7 |

Punt Returns

| Player | no. | yds | avg | td | lg |
|------------------|----------|-----------|------------|----------|-----------|
| Michael Buckley | 4 | 0 | 0.0 | 0 | 3 |
| Austin Brawley | 1 | 0 | 0.0 | 0 | 0 |
| Total | 5 | 0 | 0.0 | 0 | 3 |
| Opponents | 4 | 16 | 4.0 | 0 | 12 |

Interceptions

| Player | no. | yds | avg | td | lg |
|------------------|----------|-----------|------------|----------|-----------|
| Tavian Combs | 1 | 11 | 11.0 | 0 | 11 |
| David Murphy | 1 | 0 | 0.0 | 0 | 0 |
| Total | 2 | 11 | 5.5 | 0 | 11 |
| Opponents | 3 | 0 | 0.0 | 0 | 0 |

Passing

| Player | gp | effic | comp-att-int | pct | yds | td | lg | avg/g |
|------------------|----------|--------------|-----------------|-------------|------------|----------|-----------|--------------|
| Jack Layne | 3 | 122.8 | 56-84-3 | 66.7 | 515 | 3 | 55 | 171.7 |
| Michael Buckley | 3 | 0.0 | 0-1-0 | 0.0 | 0 | 0 | 0 | 0.0 |
| D.J. McKinney | 3 | 505.6 | 1-1-0 | 100.0 | 9 | 1 | 9 | 3.0 |
| Total | 3 | 125.8 | 57-86-3 | 66.3 | 524 | 4 | 55 | 174.7 |
| Opponents | 3 | 133.1 | 71-104-2 | 68.3 | 733 | 3 | 39 | 244.3 |

Kick Returns

| Player | no. | yds | avg | td | lg |
|------------------|----------|------------|-------------|----------|-----------|
| Abraham Williams | 4 | 57 | 14.3 | 0 | 18 |
| Damon Bankston | 3 | 83 | 27.7 | 0 | 49 |
| Total | 7 | 140 | 20.0 | 0 | 49 |
| Opponents | 6 | 116 | 19.3 | 0 | 29 |

Receiving

| Player | gp | no. | yds | avg | td | lg | avg/g |
|------------------|----------|-----------|------------|-------------|----------|-----------|--------------|
| Dorian Thomas | 3 | 18 | 168 | 9.3 | 2 | 25 | 56.0 |
| Damon Bankston | 3 | 8 | 125 | 15.6 | 1 | 55 | 41.7 |
| Keagan Johnson | 2 | 8 | 46 | 5.8 | 0 | 14 | 23.0 |
| Michael Buckley | 3 | 4 | 53 | 13.3 | 0 | 25 | 17.7 |
| Deshaun Buchanan | 3 | 4 | 22 | 5.5 | 0 | 7 | 7.3 |
| Cade Keith | 3 | 4 | 9 | 2.3 | 0 | 4 | 3.0 |
| Zhaiel Smith | 3 | 4 | 41 | 10.3 | 0 | 15 | 13.7 |
| D.J. McKinney | 3 | 3 | 28 | 9.3 | 0 | 20 | 9.3 |
| Jack Layne | 3 | 1 | 2 | 2.0 | 0 | 2 | 0.7 |
| Shawn Miller | 2 | 1 | 14 | 14.0 | 0 | 14 | 7.0 |
| Scottre Humphrey | 3 | 1 | 8 | 8.0 | 0 | 8 | 2.7 |
| Simon Mapa | 3 | 1 | 8 | 8.0 | 1 | 8 | 2.7 |
| Total | 3 | 57 | 524 | 9.2 | 4 | 55 | 174.7 |
| Opponents | 3 | 71 | 733 | 10.3 | 3 | 39 | 244.3 |

Fumbles Recovered

| Player | no. | yds | avg | td | lg |
|-------------------|----------|-----------|------------|----------|-----------|
| Charles Steinkamp | 1 | 0 | 0.0 | 0 | 0 |
| Total | 1 | 0 | 0.0 | 0 | 0 |
| Opponents | 3 | 23 | 7.7 | 0 | 23 |



Individual Statistics

Scoring

| Player | td | fg | PAT | | | | dxd | saf | pts |
|------------------|-----------|------------|--------------|----------|----------|----------|----------|----------|-----------|
| | | | kick | rush | rcv | pass | | | |
| Damon Bankston | 3 | - | - | - | - | - | - | - | 18 |
| Scottre Humphrey | 3 | - | - | - | - | - | - | - | 18 |
| Luke Drzewiecki | - | 2-2 | 10-10 | - | - | - | - | - | 16 |
| Dorian Thomas | 2 | - | - | - | 1 | - | - | - | 14 |
| Jack Layne | 1 | - | - | - | - | 1 | - | - | 6 |
| D.J. McKinney | 1 | - | - | - | - | - | - | - | 6 |
| Simon Mapa | 1 | - | - | - | - | - | - | - | 6 |
| Total | 11 | 2-2 | 10-10 | 0 | 1 | 1 | 0 | 0 | 84 |
| Opponents | 7 | 6-6 | 6-6 | 0 | 0 | 0 | 0 | 0 | 66 |

Total Offense

| Player | g | plays | rush | pass | total | avg/g |
|------------------|----------|------------|------------|------------|-------------|--------------|
| Jack Layne | 3 | 96 | -6 | 515 | 509 | 169.7 |
| Scottre Humphrey | 3 | 34 | 222 | 0 | 222 | 74.0 |
| Damon Bankston | 3 | 25 | 200 | 0 | 200 | 66.7 |
| D.J. McKinney | 3 | 31 | 139 | 9 | 148 | 49.3 |
| Deshaun Buchanan | 3 | 3 | 5 | 0 | 5 | 1.7 |
| James Laubstein | 2 | 5 | 5 | 0 | 5 | 2.5 |
| Keagan Johnson | 2 | 1 | 4 | 0 | 4 | 2.0 |
| Zhaiel Smith | 3 | 1 | -2 | 0 | -2 | -0.7 |
| Team | 3 | 0 | -3 | 0 | -3 | -1.0 |
| Total | 3 | 200 | 564 | 524 | 1088 | 362.7 |
| Opponents | 3 | 189 | 431 | 733 | 1164 | 388.0 |

Field Goals

| Player | fg | pct. | 01-19 | 20-29 | 30-39 | 40-49 | 50-99 | lg | blk |
|------------------|------------|--------------|------------|------------|------------|------------|------------|-----------|----------|
| Luke Drzewiecki | 2-2 | 100.0 | 0-0 | 1-1 | 0-0 | 1-1 | 0-0 | 44 | 0 |
| Opponents | 6-6 | 100.0 | 0-0 | 2-2 | 2-2 | 0-0 | 2-2 | 56 | 0 |

FG Sequence

| Team Name | New Mexico | Opponents |
|-----------|------------|----------------|
| Michigan | (44) | (21),(39) |
| Idaho St. | (21) | (27),(56),(33) |
| UCLA | | (51) |

Numbers in parentheses indicate field goal was made

Punting

| Player | no. | yds | avg | lg | tb | fc | i20 | 50+ | blk |
|------------------|-----------|------------|-------------|-----------|----------|----------|----------|----------|----------|
| Daniel Hughes | 9 | 412 | 45.8 | 57 | 0 | 3 | 3 | 4 | 0 |
| Total | 9 | 412 | 45.8 | 57 | 0 | 3 | 3 | 4 | 0 |
| Opponents | 12 | 474 | 39.5 | 52 | 1 | 4 | 0 | 1 | 0 |

Kickoffs

| Player | no. | yds | avg | tb | ob | retn | net | ydl |
|-------------------|-----------|------------|-------------|----------|----------|----------|-------------|-----------|
| Grant Glasgow | 12 | 741 | 61.8 | 8 | 1 | | | |
| Charles Steinkamp | 4 | 256 | 64.0 | 1 | 0 | | | |
| Total | 16 | 997 | 62.3 | 9 | 1 | 6 | 39.6 | 25 |
| Opponents | 15 | 927 | 61.8 | 7 | 0 | 7 | 40.8 | 24 |

All Purpose

| Player | g | rush | rcv | pr | kr | ir | total | avg/g |
|------------------|----------|------------|------------|-----------|------------|-----------|-------------|--------------|
| Damon Bankston | 3 | 200 | 125 | 0 | 83 | 0 | 408 | 136.0 |
| Scottre Humphrey | 3 | 222 | 8 | 0 | 0 | 0 | 230 | 76.7 |
| Dorian Thomas | 3 | 0 | 168 | 0 | 0 | 0 | 168 | 56.0 |
| D.J. McKinney | 3 | 139 | 28 | 0 | 0 | 0 | 167 | 55.7 |
| Abraham Williams | 3 | 0 | 0 | 0 | 57 | 0 | 57 | 19.0 |
| Michael Buckley | 3 | 0 | 53 | 0 | 0 | 0 | 53 | 17.7 |
| Keagan Johnson | 2 | 4 | 46 | 0 | 0 | 0 | 50 | 25.0 |
| Zhaiel Smith | 3 | -2 | 41 | 0 | 0 | 0 | 39 | 13.0 |
| Deshaun Buchanan | 3 | 5 | 22 | 0 | 0 | 0 | 27 | 9.0 |
| Shawn Miller | 2 | 0 | 14 | 0 | 0 | 0 | 14 | 7.0 |
| Tavian Combs | 3 | 0 | 0 | 0 | 0 | 11 | 11 | 3.7 |
| Cade Keith | 3 | 0 | 9 | 0 | 0 | 0 | 9 | 3.0 |
| Simon Mapa | 3 | 0 | 8 | 0 | 0 | 0 | 8 | 2.7 |
| James Laubstein | 2 | 5 | 0 | 0 | 0 | 0 | 5 | 2.5 |
| Jack Layne | 3 | -6 | 2 | 0 | 0 | 0 | -4 | -1.3 |
| Team | 3 | -3 | 0 | 0 | 0 | 0 | -3 | -1.0 |
| Total | 3 | 564 | 524 | 0 | 140 | 11 | 1239 | 413.0 |
| Opponents | 3 | 431 | 733 | 16 | 116 | 0 | 1296 | 432.0 |



Individual Defensive Statistics

Team Defense

| ## | Player | gp | Tackles | | | | Sacks | Pass defense | | | Fumbles | | blkd | |
|---------------|----------------------|----------|------------|-----------|------------|-------------|------------|--------------|-----------|----------|------------|----------|----------|----------|
| | | | ua | a | tot | tfl/yds | | int-yds | brup | qbh | fr-yds | ff | kick | saf |
| 6 | Jaxton Eck | 3 | 19 | 15 | 34 | . | . | . | 1 | 1 | . | 1 | . | . |
| 7 | Tavian Combs | 3 | 8 | 8 | 16 | . | . | 1-11 | . | . | . | . | . | . |
| 18 | Caleb Coleman | 3 | 11 | 4 | 15 | . | . | . | . | . | . | . | . | . |
| 2 | Abraham Williams | 3 | 9 | 3 | 12 | . | . | . | 1 | . | . | . | . | . |
| 3 | David Murphy | 3 | 5 | 7 | 12 | 1.5-4 | . | 1-0 | . | . | . | . | . | . |
| 1 | Keyshawn James-Newby | 3 | 7 | 5 | 12 | 1-2 | . | . | 1 | 1 | . | 1 | . | . |
| 15 | Xavier Slayton | 3 | 5 | 5 | 10 | 1-2 | 0.5-1 | . | . | . | . | . | . | . |
| 22 | Dimitri Johnson | 3 | 4 | 5 | 9 | 1-2 | . | . | . | . | . | . | . | . |
| 45 | Brett Karhu | 3 | 3 | 4 | 7 | 2-3 | 1-2 | . | . | 1 | . | . | . | . |
| 20 | Ky'won McCray | 3 | 3 | 4 | 7 | 1-1 | . | . | 1 | . | . | . | . | . |
| 12 | Jon Johnson | 3 | 6 | 1 | 7 | . | . | . | 1 | . | . | . | . | . |
| 5 | Frankie Edwards | 3 | 5 | 2 | 7 | . | . | . | . | . | . | . | . | . |
| 26 | CJ McBean | 2 | 4 | 3 | 7 | . | . | . | . | . | . | . | . | . |
| 33 | Randolph Kpai | 3 | 3 | 1 | 4 | . | . | . | . | . | . | 1 | . | . |
| 21 | Austin Brawley | 1 | 3 | 1 | 4 | . | . | . | 1 | . | . | . | . | . |
| 19 | Elijah Brody | 3 | 2 | 2 | 4 | . | . | . | . | . | . | . | . | . |
| 25 | Drew Speech | 3 | 3 | 1 | 4 | . | . | . | 2 | . | . | . | . | . |
| 9 | Gabriel Lopez | 3 | . | 2 | 2 | 0.5-2 | 0.5-2 | . | . | 1 | . | . | . | . |
| 8 | Clint Stephens | 2 | . | 2 | 2 | . | . | . | . | . | . | . | . | . |
| 16 | Mercury Swaim | 2 | 2 | . | 2 | . | . | . | . | . | . | . | . | . |
| 29 | Aaron Smith | 3 | 2 | . | 2 | . | . | . | . | . | . | . | . | . |
| 0 | Albert Nunes | 3 | 1 | 1 | 2 | . | . | . | . | . | . | . | . | . |
| 28 | Jahmir Torres | 1 | 2 | . | 2 | . | . | . | . | . | . | . | . | . |
| 17 | Okiki Olorunfunmi | 3 | . | 1 | 1 | . | . | . | . | . | . | . | . | . |
| 4 | Jayden Sheridan | 3 | 1 | . | 1 | . | . | . | . | . | . | . | . | . |
| 10 | Darren Agu | 1 | . | 1 | 1 | . | . | . | 1 | . | . | . | . | . |
| 31 | Landon Williams | 2 | 1 | . | 1 | . | . | . | . | . | . | . | . | . |
| 11 | C.J. Johnson | 2 | 1 | . | 1 | . | . | . | . | . | . | . | . | . |
| 8 | Deshaun Buchanan | 3 | 1 | . | 1 | . | . | . | . | . | . | . | . | . |
| 51 | Malik Aliane | 3 | 1 | . | 1 | . | . | . | . | . | . | . | . | . |
| 24 | Azariah Levells | 3 | 1 | . | 1 | . | . | . | . | . | . | . | . | . |
| 94 | Jalen Mciver | 2 | . | . | . | . | . | . | 1 | . | . | . | . | . |
| 35 | Charles Steinkamp | 3 | . | . | . | . | . | . | . | . | 1-0 | . | . | . |
| Totals | | 3 | 113 | 78 | 191 | 8-16 | 2-5 | 2-11 | 10 | 4 | 1-0 | 3 | 0 | 0 |
| Opponents | | 3 | 113 | 94 | 207 | 13-55 | 5-42 | 3-0 | 7 | 9 | 3-23 | 2 | 0 | 0 |



Game-By-Game Rushing/Receiving

Rushing

| Player | No-Yds/TD | Mich | ISU | UCLA |
|------------------|-----------|---------|----------|----------|
| Scottre Humphrey | 34-222/3 | 10-33/0 | 18-141/2 | 6-48/1 |
| D.J. McKinney | 30-139/1 | 2-5/0 | 7-45/0 | 21-89/1 |
| Damon Bankston | 25-200/2 | 4-18/0 | 6-28/1 | 15-154/1 |
| Jack Layne | 12--6/1 | 5--12/0 | 5-4/1 | 2-2/0 |
| James Laubstein | 5-5/0 | 4-2/0 | DNP | 1-3/0 |
| Deshaun Buchanan | 3-5/0 | 1-1/0 | 1-2/0 | 1-2/0 |
| Keagan Johnson | 1-4/0 | 1-4/0 | - | DNP |
| Zhaiel Smith | 1--2/0 | - | 1--2/0 | - |

Receiving

| Player | No-Yds/TD | Mich | ISU | UCLA |
|------------------|-----------|---------|--------|--------|
| Dorian Thomas | 18-168/2 | 10-71/2 | 5-56/0 | 3-41/0 |
| Damon Bankston | 8-125/1 | 4-21/0 | 1-55/0 | 3-49/1 |
| Keagan Johnson | 8-46/0 | 7-38/0 | 1-8/0 | DNP |
| Michael Buckley | 4-53/0 | 2-45/0 | 2-8/0 | - |
| Zhaiel Smith | 4-41/0 | 1-9/0 | 2-17/0 | 1-15/0 |
| Deshaun Buchanan | 4-22/0 | 3-17/0 | - | 1-5/0 |
| Cade Keith | 4-9/0 | 2-5/0 | 1-4/0 | 1-0/0 |
| D.J. McKinney | 3-28/0 | 1-1/0 | 1-7/0 | 1-20/0 |
| Shawn Miller | 1-14/0 | DNP | - | 1-14/0 |
| Scottre Humphrey | 1-8/0 | 1-8/0 | - | - |
| Simon Mapa | 1-8/1 | - | - | 1-8/1 |
| Jack Layne | 1-2/0 | 1-2/0 | - | - |



Game-By-Game Passing

| #2 Jack Layne | Comp | Att | Int | Pct | Yards | TD | Long | Sacked | Effic. |
|---------------|-----------|-----------|----------|-------------|------------|----------|-----------|-------------|--------------|
| Michigan | 31 | 47 | 3 | 66.0 | 208 | 1 | 25 | 3-25 | 97.4 |
| Idaho St. | 13 | 21 | 0 | 61.9 | 155 | 0 | 55 | 2-17 | 123.9 |
| UCLA | 12 | 16 | 0 | 75.0 | 152 | 2 | 43 | 0-0 | 196.1 |
| Totals | 56 | 84 | 3 | 66.7 | 515 | 3 | 55 | 5-42 | 122.8 |

| #10 D.J. McKinney | Comp | Att | Int | Pct | Yards | TD | Long | Sacked | Effic. |
|-------------------|----------|----------|----------|--------------|----------|----------|----------|------------|--------------|
| Michigan | 1 | 1 | 0 | 100.0 | 9 | 1 | 9 | 0-0 | 505.6 |
| Totals | 1 | 1 | 0 | 100.0 | 9 | 1 | 9 | 0-0 | 505.6 |

| #17 Michael Buckley | Comp | Att | Int | Pct | Yards | TD | Long | Sacked | Effic. |
|---------------------|----------|----------|----------|------------|----------|----------|----------|------------|------------|
| UCLA | 0 | 1 | 0 | 0.0 | 0 | 0 | 0 | 0-0 | 0.0 |
| Totals | 0 | 1 | 0 | 0.0 | 0 | 0 | 0 | 0-0 | 0.0 |



New Mexico Game-By-Game

| | | Rushing | | | | Receiving | | | | Passing | | | | Kick Returns | | | | Punt Returns | | | | tot | | |
|------------|-------------|---------|-----|----|----|-----------|-----|----|----|---------|-----|-----|-----|--------------|----|-----|-----|--------------|----|-----|-----|-----|----|------|
| Date | Opponent | no. | yds | td | lg | no. | yds | td | lg | cmp | att | int | yds | td | lg | no. | yds | td | lg | no. | yds | td | lg | off |
| 08/30/2025 | at Michigan | 28 | 50 | 0 | 16 | 32 | 217 | 2 | 25 | 32 | 48 | 3 | 217 | 2 | 25 | 4 | 57 | 0 | 18 | 1 | 0 | 0 | 0 | 267 |
| 09/06/2025 | Idaho St. | 40 | 216 | 4 | 61 | 13 | 155 | 0 | 55 | 13 | 21 | 0 | 155 | 0 | 55 | 3 | 83 | 0 | 49 | 1 | 3 | 0 | 3 | 371 |
| 09/12/2025 | at UCLA | 46 | 298 | 3 | 54 | 12 | 152 | 2 | 43 | 12 | 17 | 0 | 152 | 2 | 43 | 0 | 0 | 0 | 0 | 3 | -3 | 0 | 0 | 450 |
| New Mexico | | 114 | 564 | 7 | 61 | 57 | 524 | 4 | 55 | 57 | 86 | 3 | 524 | 4 | 55 | 7 | 140 | 0 | 49 | 5 | 0 | 0 | 3 | 1088 |
| Opponents | | 85 | 431 | 4 | 59 | 71 | 733 | 3 | 39 | 71 | 104 | 2 | 733 | 3 | 39 | 6 | 116 | 0 | 29 | 4 | 16 | 0 | 12 | 1164 |

New Mexico Averages

| Games | Avg/ rush | Avg/ catch | Pass effc | KR avg | PR avg | All purpose avg/game | Total offense avg/game |
|-------|-----------|------------|-----------|--------|--------|----------------------|------------------------|
| 3 | 4.9 | 9.2 | 125.8 | 20.0 | 0.0 | 413.0 | 362.7 |

| Date | Opponent | Tackles | | | | Sacks | Fumble | | Pass Defense | | | blkd | PAT attempts | | | off | | |
|------------|-------------|---------|----|-------|---------|--------|--------|--------|--------------|-----|------|------|--------------|------|-----|-----|-----|-----|
| | | ua | a | total | tfl-yds | no-yds | ff | fr-yds | int-yds | qbh | brup | kick | kick | rush | rcv | saf | t/o | pts |
| 08/30/2025 | at Michigan | 40 | 26 | 66 | 3.0-7 | 2-5 | 1 | 1-0 | 0-0 | 0 | 2 | 0 | 2-2 | 0 | 0 | 0 | 3 | 17 |
| 09/06/2025 | Idaho St. | 43 | 24 | 67 | 3.0-4 | 0-0 | 2 | 0-0 | 1-0 | 4 | 1 | 0 | 3-3 | 0 | 1 | 0 | 7 | 32 |
| 09/12/2025 | at UCLA | 30 | 28 | 58 | 2.0-5 | 0-0 | 0 | 0-0 | 1-11 | 0 | 7 | 0 | 5-5 | 0 | 0 | 0 | 7 | 35 |
| New Mexico | | 113 | 78 | 191 | 8.0-16 | 2-5 | 3 | 1-0 | 2-11 | 4 | 10 | 0 | 10-10 | 0 | 1 | 0 | 17 | 84 |
| Opponents | | 113 | 94 | 207 | 13.0-55 | 5-42 | 2 | 3-23 | 3-0 | 9 | 7 | 0 | 6-6 | 0 | 0 | 0 | 20 | 66 |

| | | Punting | | | | | | | | | | Field Goals | | | Kickoffs | | | | |
|------------|-------------|---------|-----|------|------|------|----|----|-----|-----|--------|-------------|------|-----|----------|------|----|----|--|
| Date | Opponent | no. | yds | avg | long | blkd | tb | fc | 50+ | i20 | md-att | long | blkd | no. | yds | avg | tb | ob | |
| 08/30/2025 | at Michigan | 4 | 191 | 47.8 | 57 | 0 | 0 | 0 | 3 | 1 | 1-1 | 44 | 0 | 4 | 256 | 64.0 | 1 | 0 | |
| 09/06/2025 | Idaho St. | 3 | 121 | 40.3 | 44 | 0 | 0 | 2 | 0 | 1 | 1-1 | 21 | 0 | 6 | 390 | 65.0 | 5 | 0 | |
| 09/12/2025 | at UCLA | 2 | 100 | 50.0 | 57 | 0 | 0 | 1 | 1 | 1 | 0-0 | 0 | 0 | 6 | 351 | 58.5 | 3 | 1 | |
| New Mexico | | 9 | 412 | 45.8 | 57 | 0 | 0 | 3 | 4 | 3 | 2-2 | 44 | 0 | 16 | 997 | 62.3 | 9 | 1 | |
| Opponents | | 12 | 474 | 39.5 | 52 | 0 | 1 | 4 | 1 | 0 | 6-6 | 56 | 0 | 15 | 927 | 61.8 | 7 | 0 | |



Opponent Game-By-Game

| | | Rushing | | | | Receiving | | | | Passing | | | | Kick Returns | | | | Punt Returns | | | | tot | | |
|------------|-------------|---------|-----|----|----|-----------|-----|----|----|---------|-----|-----|-----|--------------|----|-----|-----|--------------|----|-----|-----|-----|----|------|
| Date | Opponent | no. | yds | td | lg | no. | yds | td | lg | cmp | att | int | yds | td | lg | no. | yds | td | lg | no. | yds | td | lg | off |
| 08/30/2025 | at Michigan | 32 | 201 | 3 | 59 | 21 | 251 | 1 | 39 | 21 | 31 | 0 | 251 | 1 | 39 | 3 | 69 | 0 | 29 | 2 | 2 | 0 | 1 | 452 |
| 09/06/2025 | Idaho St. | 31 | 121 | 1 | 14 | 28 | 265 | 1 | 30 | 28 | 39 | 1 | 265 | 1 | 30 | 1 | 20 | 0 | 20 | 1 | 12 | 0 | 12 | 386 |
| 09/12/2025 | at UCLA | 22 | 109 | 0 | 33 | 22 | 217 | 1 | 32 | 22 | 34 | 1 | 217 | 1 | 32 | 2 | 27 | 0 | 19 | 1 | 2 | 0 | 2 | 326 |
| Opponents | | 85 | 431 | 4 | 59 | 71 | 733 | 3 | 39 | 71 | 104 | 2 | 733 | 3 | 39 | 6 | 116 | 0 | 29 | 4 | 16 | 0 | 12 | 1164 |
| New Mexico | | 114 | 564 | 7 | 61 | 57 | 524 | 4 | 55 | 57 | 86 | 3 | 524 | 4 | 55 | 7 | 140 | 0 | 49 | 5 | 0 | 0 | 3 | 1088 |

Opponents Averages

| Games | Avg/ rush | Avg/ catch | Pass effc | KR avg | PR avg | All purpose avg/game | Total offense avg/game |
|-------|-----------|------------|-----------|--------|--------|----------------------|------------------------|
| 3 | 5.1 | 10.3 | 133.1 | 19.3 | 4.0 | 432.0 | 388.0 |

| Date | Opponent | Tackles | | | | Sacks | | Fumble | | Pass Defense | | | | blkd | PAT attempts | | | | off | |
|-------------------|-------------|------------|-----------|------------|----------------|-------------|----------|-------------|-------------|--------------|-----------|----------|--------------|----------|--------------|----------|-----------|-----------|-----|--|
| | | ua | a | total | tfl-yds | no-yds | ff | fr-yds | int-yds | qbh | brup | kick | kick | rush | rcv | saf | t/o | pts | | |
| 08/30/2025 | at Michigan | 47 | 20 | 67 | 9.0-35 | 3-25 | 0 | 0-0 | 3-0 | 7 | 4 | 0 | 4-4 | 0 | 0 | 0 | 10 | 34 | | |
| 09/06/2025 | Idaho St. | 30 | 36 | 66 | 4.0-20 | 2-17 | 1 | 1-23 | 0-0 | 1 | 1 | 0 | 1-1 | 0 | 0 | 0 | 7 | 22 | | |
| 09/12/2025 | at UCLA | 36 | 38 | 74 | 0.0-0 | 0-0 | 1 | 2-0 | 0-0 | 1 | 2 | 0 | 1-1 | 0 | 0 | 0 | 3 | 10 | | |
| Opponents | | 113 | 94 | 207 | 13.0-55 | 5-42 | 2 | 3-23 | 3-0 | 9 | 7 | 0 | 6-6 | 0 | 0 | 0 | 20 | 66 | | |
| New Mexico | | 113 | 78 | 191 | 8.0-16 | 2-5 | 3 | 1-0 | 2-11 | 4 | 10 | 0 | 10-10 | 0 | 1 | 0 | 17 | 84 | | |

| Date | Opponent | Punting | | | | | | | | | | Field Goals | | | Kickoffs | | | | |
|-------------------|-------------|-----------|------------|-------------|-----------|----------|----------|----------|----------|----------|------------|-------------|----------|-----------|------------|-------------|----------|----------|--|
| | | no. | yds | avg | long | blkd | tb | fc | 50+ | i20 | md-att | long | blkd | no. | yds | avg | tb | ob | |
| 08/30/2025 | at Michigan | 4 | 170 | 42.5 | 52 | 0 | 1 | 2 | 1 | 0 | 2-2 | 39 | 0 | 7 | 452 | 64.6 | 3 | 0 | |
| 09/06/2025 | Idaho St. | 3 | 115 | 38.3 | 49 | 0 | 0 | 0 | 0 | 0 | 3-3 | 56 | 0 | 5 | 280 | 56.0 | 1 | 0 | |
| 09/12/2025 | at UCLA | 5 | 189 | 37.8 | 46 | 0 | 0 | 2 | 0 | 0 | 1-1 | 51 | 0 | 3 | 195 | 65.0 | 3 | 0 | |
| Opponents | | 12 | 474 | 39.5 | 52 | 0 | 1 | 4 | 1 | 0 | 6-6 | 56 | 0 | 15 | 927 | 61.8 | 7 | 0 | |
| New Mexico | | 9 | 412 | 45.8 | 57 | 0 | 0 | 3 | 4 | 3 | 2-2 | 44 | 0 | 16 | 997 | 62.3 | 9 | 1 | |



Red Zone Statistics

New Mexico Inside Opponent Red-Zone

| Date | Opponent | | Score | Times | Times | Total | Rush | Pass | FGs | Failed to score inside RZ | | | | | |
|-------------------------|-------------|---|-------|-------|--------|---------|------|------|----------|---------------------------|------|-----|------|------|------|
| | | | | In RZ | Scored | Pts TDs | | TDs | TDs Made | FGA | Down | Int | Fumb | Half | Game |
| 08/30/2025 | at Michigan | L | 17-34 | 4 | 2 | 14 2 | 0 | 2 | 0 | 0 | 0 | 1 | 0 | 0 | 1 |
| 09/06/2025 | Idaho St. | W | 32-22 | 5 | 4 | 25 3 | 3 | 0 | 1 | 1 | 0 | 0 | 0 | 0 | 0 |
| 09/12/2025 | at UCLA | W | 35-10 | 6 | 4 | 28 4 | 3 | 1 | 0 | 0 | 1 | 0 | 1 | 0 | 0 |
| Totals 10 of 15 (66.7%) | | | | 15 | 10 | 67 9 | 6 | 3 | 1 | 1 | 1 | 1 | 1 | 0 | 1 |

Opponents Inside New Mexico Red-Zone

| Date | Opponent | | Score | Times | Times | Total | Rush | Pass | FGs | Failed to score inside RZ | | | | | |
|-----------------------|-----------|---|-------|-------|--------|---------|------|------|----------|---------------------------|------|-----|------|------|------|
| | | | | In RZ | Scored | Pts TDs | | TDs | TDs Made | FGA | Down | Int | Fumb | Half | Game |
| 08/30/2025 | Michigan | L | 17-34 | 4 | 4 | 24 3 | 2 | 1 | 1 | 1 | 0 | 0 | 0 | 0 | 0 |
| 09/06/2025 | Idaho St. | W | 32-22 | 4 | 3 | 12 1 | 1 | 0 | 2 | 2 | 0 | 1 | 0 | 0 | 0 |
| 09/12/2025 | UCLA | W | 35-10 | 1 | 1 | 7 1 | 0 | 1 | 0 | 0 | 0 | 0 | 0 | 0 | 0 |
| Totals 8 of 9 (88.9%) | | | | 9 | 8 | 43 5 | 3 | 2 | 3 | 3 | 0 | 1 | 0 | 0 | 0 |



Game-By-Game Tackles

Total Tackles

| Player | S-A | Total | Mich | ISU | UCLA |
|----------------------|-------|-------|------|-----|------|
| Jaxton Eck | 19-15 | 34 | 5-3 | 8-7 | 6-5 |
| Tavian Combs | 8-8 | 16 | 7-2 | 0-2 | 1-4 |
| Caleb Coleman | 11-4 | 15 | 2-1 | 5-1 | 4-2 |
| Abraham Williams | 9-3 | 12 | 3-3 | 5-0 | 1-0 |
| Keyshawn James-Newby | 7-5 | 12 | 3-2 | 4-0 | 0-3 |
| David Murphy | 5-7 | 12 | 1-0 | 0-3 | 4-4 |
| Xavier Slayton | 5-5 | 10 | 0-4 | 5-1 | - |
| Dimitri Johnson | 4-5 | 9 | 1-2 | 1-1 | 2-2 |
| Jon Johnson | 6-1 | 7 | 3-0 | 1-1 | 2-0 |
| Frankie Edwards | 5-2 | 7 | 3-0 | 2-1 | 0-1 |
| CJ McBean | 4-3 | 7 | DNP | 1-2 | 3-1 |
| Ky'won McCray | 3-4 | 7 | 2-3 | 1-1 | - |
| Brett Karhu | 3-4 | 7 | 3-2 | 0-2 | - |
| Austin Brawley | 3-1 | 4 | 3-1 | DNP | DNP |
| Drew Speech | 3-1 | 4 | - | 2-0 | 1-1 |
| Randolph Kpai | 3-1 | 4 | 2-0 | - | 1-1 |
| Elijah Brody | 2-2 | 4 | 0-1 | - | 2-1 |
| Mercury Swaim | 2-0 | 2 | - | DNP | 2-0 |
| Jahmir Torres | 2-0 | 2 | DNP | 2-0 | DNP |
| Aaron Smith | 2-0 | 2 | - | 2-0 | - |
| Albert Nunes | 1-1 | 2 | 1-0 | - | 0-1 |
| Clint Stephens | 0-2 | 2 | DNP | 0-1 | 0-1 |
| Gabriel Lopez | 0-2 | 2 | 0-2 | - | - |
| Jayden Sheridan | 1-0 | 1 | - | 1-0 | - |
| Deshaun Buchanan | 1-0 | 1 | - | 1-0 | - |
| C.J. Johnson | 1-0 | 1 | - | 1-0 | DNP |
| Azariah Levells | 1-0 | 1 | - | 1-0 | - |
| Landon Williams | 1-0 | 1 | DNP | - | 1-0 |
| Malik Aliane | 1-0 | 1 | 1-0 | - | - |
| Darren Agu | 0-1 | 1 | DNP | DNP | 0-1 |
| Okiki Olorunfunmi | 0-1 | 1 | - | 0-1 | - |



INDIVIDUAL

50-YARD TOUCHDOWN RUN

New Mexico: 61, Scottre Humphrey, Idaho State (9/7/2025)
Opponent: 56, Justice Haynes, Michigan (8/30/2025)

70-YARD RUN

New Mexico: 85, Devon Dampier, Wyoming (11/2/2024)
Opponent: 84, Lorenzo McMillan, New Mexico State (9/28/2024)

70-YARD RECEPTION

New Mexico: 78, Duce Jones from Dylan Hopkins vs. Tennessee Tech (9/9/2023)
Opponent: 78, Terairoa McMillan from Noah Fafita, Arizona (8/31/2024)

30 RUSHING ATTEMPTS

New Mexico: 31, Jacory Croskey-Merritt vs. Utah State (11/24/2023)
Opponent: 35, Marquez Cooper, San Diego State (11/8/2024)

150 YARDS RUSHING

New Mexico: 154, Damon Bankston at UCLA (9/12/2025)
Opponent: 159, Justice Haynes, Michigan (8/30/2025)

200 YARDS RUSHING

New Mexico: 207, Devon Dampier & 205, Eli Sanders, Wyoming (11/2/2024)
Opponent: 253, Jonathan Taylor, Wisconsin (9/8/2018)

TWO PLAYERS, 100 + YARDS RUSHING

New Mexico: 121, Eli Sanders & 101, Devon Dampier, at Hawai'i (11/30/2024)

Opponent: Adam Jones (167), Scottre Humphrey (140), Montana State (8/24/2024)

THREE PLAYERS, 100 + YARDS RUSHING

New Mexico: Tyrone Owens (164), Daryl Chestnut (145) & Lamar Jordan (116) vs. UNLV (11/17/2017)

Opponent: Marvin Kinsey (127), Izzy Matthews (107) & Dalyn Dawkins (102), Colorado State (11/19/2016)

30 PASS COMPLETIONS

New Mexico: 31, Jack Layne at Michigan (8/30/2025)
Opponent: 37, Micah Alejado, Hawai'i (11/30/24)

50 PASS ATTEMPTS

New Mexico: 53, Devon Dampier vs. Fresno State (9/21/2024)
Opponent: 57, Micah Alejado, Hawai'i (11/30/24)

300 YARDS PASSING

New Mexico: 319, Devon Dampier at Colorado State (10/26/2024)
Opponent: 469, Micah Alejado, Hawai'i (11/30/24)

400 YARDS PASSING

New Mexico: 408, Casey Kelly vs. UNLV (11/1/2003)
Opponent: 469, Micah Alejado, Hawai'i (11/30/24)

100 YARDS RUSHING & PASSING

New Mexico: Devon Dampier (101 rushing, 176 passing) at Hawai'i (11/30/2024)

Opponent: Levi Williams (153 rushing, 198 passing), Utah State (11/24/2023)

500 YARDS TOTAL OFFENSE

New Mexico: 594, Jeremy Leach vs. Utah (11/11/1989)
Opponent: 523, Micah Alejado, Hawai'i (11/30/24)

10 PASS RECEPTIONS

New Mexico: 10, Dorian Thomas at Michigan (8/30/2025)
Opponent: 11, Jalen Royals, Utah State (10/19/2024)

150 YARDS RECEIVING

New Mexico: 209, Deon Long vs. Sam Houston State (9/24/2011)
Opponent: 181, Kyle Williams, Washington State (11/16/2024)

2+ PLAYERS, 100 + YARDS RECEIVING

New Mexico: Deon Long (209) & Ty Kirk (127) vs. Sam Houston State (9/24/2011)

Opponent: Bailey Gaither (208) & Tre Walker (107), San José State (10/31/2020)

SCORED THREE TOUCHDOWNS

New Mexico: 3, Devon Dampier, vs. Washington State (11/16/2024)
Opponent: 3, Justice Haynes, Michigan (8/30/2025)

FOUR TOUCHDOWN PASSES

New Mexico: 4, Dylan Hopkins vs. Tennessee Tech (9/9/2023)
Opponent: 4, John Mateer, Washington State (11/16/2024)

FOUR RUSHING TOUCHDOWNS

New Mexico: 4, Ahmari Davis at New Mexico State (9/15/2018)
Opponent: 4, Brad Roberts, Air Force (11/20/2020)

THREE TOUCHDOWN RECEPTIONS

New Mexico: 3, Deon Long vs. Sam Houston State (9/24/2011)
Opponent: 3, Kyle Williams, Washington State (11/16/2024)

FIVE FIELD GOALS

New Mexico: 5, James Aho vs. Arizona (2008)
Opponent: 5, Cayden Camper, Colorado State (10/16/2021)

50-YARD FIELD GOAL

New Mexico: 51, George Steinkamp vs. UTEP (9/17/2022)
Opponent: 51, Mateen Bhagathi, UCLA (9/12/2025)

TWO INTERCEPTIONS

New Mexico: 2, Jermarius Lewis vs. Hawai'i (10/21/2023)
Opponent: 2, Tariq Thompson, San Diego State (11/24/2017)

TWO FUMBLE RECOVERIES

New Mexico: 2, Adebayo Soremekun vs. San Diego St. (11/3/2018)
Opponent: 2, Sonatane Lui, Boise State, 11/16/2019

PUNT RETURN FOR TOUCHDOWN (no block)

New Mexico: 79 yards, Luke Wysong vs. Air Force (10/12/2024)
Opponent: 82 yards, Kobe Johnson, Colorado State (10/26/2024)

TWO PUNT RETURNS FOR TOUCHDOWN (no block)

New Mexico: Has not occurred
Opponent: 64 yards, 61 yards Cliff Harris, Oregon (2010)

TWO BLOCKED PUNTS FOR TOUCHDOWN

New Mexico: Has not occurred
Opponent: Boise State (7 yards for Tyreque Jones; 6 yards for Dylan Herberg, 11/20/2021)

KICKOFF RETURN FOR A TOUCHDOWN

New Mexico: 100 yards, Christian Washington vs. Boise State (9/9/2022)
Opponent: 100 yards, Mike Edwards, Hawai'i (10/13/2012)

INTERCEPTION RETURN FOR TOUCHDOWN

New Mexico: 22 yards, Reco Hannah vs. UTEP (9/17/2022)
Opponent: 29 yards, Wrook Brown, Wyoming (11/2/2024)

BLOCKED PAT

New Mexico: Adebayo Soremekun at San José State (10/4/2019)
Opponent: DeVonne Harris, Wyoming (9/30/2023)

BLOCKED FIELD GOAL

New Mexico: Tavian Combs at Texas A&M (9/2/2023)
Opponent: Michael Purcell, Air Force (11/20/2020)

BLOCKED FIELD GOAL RETURN

New Mexico: 45 yards, Anthony Hooks vs. UTEP (9/18/2010)
Opponent: Houston (9/5/1972)

BLOCKED PUNT

New Mexico: Victor James at San Diego State (10/31/2009)
Opponent: Keynan Higgins, San Jose State (10/14/2023 - Recovered by Justin Stearns, returned 7 yards for TD)

FUMBLE RETURN FOR A TOUCHDOWN

New Mexico: 13 yards, Noah Avinger vs. Montana State (8/24/2024)
Opponent: 55 yards, Hunter Reynolds, Utah State (11/26/2022)

DEFENSIVE TWO-POINT CONVERSION

New Mexico: Jalin Burrell vs. New Mexico State (9/9/2017)
Opponent: Jakorey Hawkins, Wyoming (9/30/2023)

TEAM

OVERTIME GAME

1 OT - W 34-31 at UMass (9/23/2023)
2 OT - L 41-44 Utah State (11/24/2023)
3 OT - W 39-36 Utah State (9/12/1998)

SHUTOUT

New Mexico: 41-0 vs Maine (9/3/2022); FBS: 24-0 vs. Wyoming (10/4/2008)
Opponent: 38-0, at LSU (9/24/2022)

50 POINTS

New Mexico: 50, Utah State (10/19/2024)
Opponent: 61, Arizona (8/31/2024)

60 RUSHING ATTEMPTS

New Mexico: 60 at UNLV (10/6/2018)
Opponent: 63, Air Force (10/12/2024)

300 YARDS RUSHING

New Mexico: 305 at Hawai'i (11/30/2024)
Opponent: 325, Air Force (10/12/2024)

400 YARDS RUSHING

New Mexico: 407, Wyoming (11/2/2024)
Opponent: 423, Air Force (11/12/2022)

FOUR RUSHING TDS

New Mexico: 4, Idaho State (9/7/2025)
Opponent: 4, Utah State (10/19/2024)

300 YARDS PASSING

New Mexico: 319 at Colorado State (10/26/2024)
Opponent: 484, Hawai'i (11/30/2024)

400 YARDS PASSING

New Mexico: 434 vs. Sam Houston State (9/24/2011)
Opponent: 484, Hawai'i (11/30/2024)

FOUR PASSING TDS

New Mexico: 4, Tennessee Tech (9/9/2023)
Opponent: 5, Hawai'i (11/30/2024)

500 YARDS TOTAL OFFENSE

New Mexico: 534, vs. Washington State (11/16/2024)
Opponent: 586, Hawai'i (11/30/2024)

30 FIRST DOWNS

New Mexico: 30, at Hawai'i (11/30/2024)
Opponent: 30, Utah State (11/24/2023)

INTERCEPTED FIVE PASSES

New Mexico: 5 at New Mexico State (9/15/2018)
Opponent: 5, Wyoming (10/28/2017)

100 YARDS IN PENALTIES

New Mexico: 104 at San Diego State (11/8/2024)
Opponent: 116 UCLA (9/12/2025)

NO PENALTIES

New Mexico: Air Force (11/10/2018)
Opponent: Air Force (10/23/2008)

LOST FIVE FUMBLES

New Mexico: 5 vs. Brigham Young (10/25/1984)
Opponent: 5, Air Force (10/25/2007)

FAILED TO GAIN 100 YARDS RUSHING

New Mexico: 50 at Michigan (8/30/2025)
Opponent: 93, Fresno State (9/21/2023)

FAILED TO GAIN 100 YARDS PASSING

New Mexico: 42, Utah State (11/5/2022)
Opponent: 96, Maine (9/3/2022)

FAILED TO GAIN 200 YARDS TOTAL OFFENSE

New Mexico: 172, Air Force (11/12/2022)
Opponent: 118, Maine (9/3/2022)

RECORDED A SAFETY

New Mexico: Jermane Conyerstackled Utah State's Derrick Thompson in the end zone after a fumbled handoff (10/27/2018)

Opponent: Int. Grounding in end zone, New Mexico St. (9/11/2021)

NO PUNTS

New Mexico: vs. Colorado State (11/16/2013)
Opponent: UMass (9/23/2023)

SCORED TDS ON OFFENSE, DEFENSE AND SPECIAL TEAMS

New Mexico: vs. ULM (10/22/2016)

Opponent: Utah (9/18/2010)

(Non-Traditional), Utah State (11/5/2022 - Fake FG for ST TD)

TOP MARKS BY UNM OPPONENTS VS. LOBOS

| INDIVIDUAL | TEAM | INDIVIDUAL | TEAM |
|---------------|---|-------------|---|
| First Downs | 40, Boise State (11/14/2015) | INTs | 3, Gerald Campbell, UTEP (1950) |
| Rushing Att. | 47, Steve Bartalo, CSU (1985) | | 3, Gene Franz, BYU (1962) |
| | | | 3, Derwin Gray, BYU (1990) |
| Rushing Yards | 325, Andre Davis, TCU (1994) | | 7, UTEP (1950) |
| | | | 7, West Texas (1950) |
| | | | 7, Arizona (1953) |
| Long TD | 94, Alvester Alexander, Wyoming (2010) | Rec. Yards | 304, Terairoa McMillan, Arizona (8/31/2024) |
| Rushing TDs | 6, Kapri Bibbs, Colorado State (2013) | Receptions | 22, Jay Miller, BYU (1973) |
| | | TD Rec. | 4, Terairoa McMillan (8/31/2024) |
| Pass Att. | 75, Brett Rypien, Boise State (11/14/2015) | | 4, Kirk Pendleton, BYU (1983) |
| | | | 4, Roger Garidel, Utah (1971) |
| Pass Comp. | 47, Chase Holbrook, New Mexico St. (2007) | INT Return | 100, Larry Durham, UTEP (1962) |
| | | Field Goals | 5, Hawai'i (1981) |
| Passing Yards | 585, Robbie Bosco, BYU (1985) | | 5, Washington St. (2003) |
| | | Long FG | 56, Trajan Sinatra, Idaho State (9/7/2025) |
| Long Pass | 98, Jack Steptoe from Dan Hagemann, Utah (1976) | | 56, Owen Pochman, BYU (2000) |
| Total Plays | 84, Brad Smith, Missouri (2005) | Punts | 13, Lonnie Crittenden, UTEP (1962) |
| | | | 13, UTEP (1983) |
| Total Off. | 592, Robbie Bosco, BYU (1985) | Long Punt | 89, Jeff Babcock, Colorado St. (2004) |
| | | Punt Return | 95, Morris Owens, Arizona St. (1972) |
| TD Passes | 7, Derek Carr, Fresno State (2013) | KO Return | 100, Cedric Johnson, UTEP (1996) |
| | | | 100, Ivory McCann, Texas Tech (2001) |
| | | | |



17 Game 1: 8/30/2025
Ann Arbor, Mich
34 Att: 110,648



22 Game 2: 9/6/2025
Albuquerque, N.M.
32 Att: 17,649

ANN ARBOR, Mich. --- The University of New Mexico Lobos stood tall against the No. 14 Michigan Wolverines, trailing by 10 entering the fourth quarter before falling 34-17 in front of a crowd of 110,648, the 324th consecutive Michigan game with over 100,000 in attendance.

The game marked the debut of head coach Jason Eck, who was leading the Lobos after three seasons at Idaho. With the Vandals, he built a reputation for playing well against FBS teams and nationally-ranked opponents, and he continued that against one of the most storied programs in college football.

The Wolverines didn't put the game away until 6:54 left in the fourth quarter when UNM was down 34-17 and quarterback Jack Layne got hit as he threw, resulting in an interception at the Michigan 3-yard line. That was the third of three interceptions for the new Lobo quarterback, but Layne showed his grit, going 31-for-47 for 208 yards. The Lobos got a fourth-down stop in Lobo territory and drove to the Michigan three, but Layne was sacked as time ran out.

Down 24-10 at the break, the Lobos got the second half kickoff but couldn't muster anything, and Michigan was able to drive for a 39-yard field goal by Dominic Zavada to make it 27-10. The Lobos responded with a 15-play, 75-yard touchdown drive. The big play was a 20-yard diving catch right on the Michigan sideline by Michael Buckley to convert a third-and-9. UNM also converted a third-and-6 with a 9-yard catch by Thomas.

Layne and Thomas converted a final third down on third-and-goal as Layne hit Thomas in the back of the end zone to make it 27-17 with 1:34 left in the third. The Lobos then forced a three-and-out and took over at its 41-yard line, but UNM couldn't get a first down, and Layne threw deep and was intercepted on fourth down. Michigan then took over and went 80 yards in six plays, keyed by a 59-yard run by Justice Haynes to the 1-yard line. Haynes punched it from a yard out with 10:14 to go for a 34-17 lead that ended the scoring.

Things did not start well for New Mexico as Michigan scored touchdowns on its first two drives. The Wolverines took the opening kickoff and got an explosive play to finish off the opening drive as Haynes took a handoff, cut right, and went 56 yards for a touchdown. After a three-and-out, Michigan went right back to work. After a 53-yard punt that was muffed and nearly recovered by UNM, the Wolverines went 73 yards in 13 plays, capped off by a second Haynes touchdown, this one from six yards out.

UNM survived a potential disaster after a Jack Layne pass hit offensive lineman Richard Pearce's helmet, bounded in the air, and was picked off at the Lobo 17-yard line. The defense held and forced a field goal, making the score 17-0 in favor of Michigan.

However, after that, the offense got on track. Taking over at their own 12, the Lobos put together an 82-yard scoring drive. Jack Layne hit Dorian Thomas and Keagan Johnson for first downs, and then UNM converted a third down on a free play that turned into pass interference on Michigan.

The Lobos got inside the red zone but faced fourth-and-1 at the Michigan nine. Head coach Jason Eck and offensive coordinator Luke Schлесner dipped into the back of the playbook and got a 9-yard touchdown pass from a direct snap to D.J. McKinney that resulted in a touchdown catch by Dorian Thomas.

On the ensuing kickoff, Randolph Kpai forced a fumble that kicker Charles Steinkamp recovered, and the Lobos turned that into a 44-yard Luke Drzewiecki field goal.

Michigan made it 24-10 at the break after a two-minute drill resulted in a Bryce Underwood to Marlin Klein touchdown pass.

| Team | 1st | 2nd | 3rd | 4th | Total |
|-----------------|-----|-----|-----|-----|-------|
| New Mexico | 0 | 10 | 7 | 0 | 17 |
| No. 14 Michigan | 14 | 10 | 3 | 7 | 34 |

SCORING SUMMARY

| Team | Qtr | Time | Scoring Play | Plays-Yds, TOP | UNM-MICH |
|------|-----|-------|--|----------------|----------|
| UM | 1 | 12:57 | Justice Haynes 56 run (Dominic Zavada kick) | 6-78, 1:57 | 0-7 |
| UM | 1 | 4:26 | Haynes 6 run (Zavada kick) | 13-73, 6:46 | 0-14 |
| UM | 2 | 8:21 | Zavada 20 FG | 5-14, 1:54 | 0-17 |
| UNM | 2 | 2:23 | Dorian Thomas 9 pass from D.J. McKinney (Luke Drzewiecki kick) | 12-82, 5:55 | 7-17 |
| UNM | 2 | 1:56 | Drzewiecki 44 FG | 4-2, 0:22 | 10-17 |
| UM | 2 | 0:25 | Melvin Klein 15 pass from Bryce Underwood (Zavada kick) | 8-75, 1:31 | 10-24 |
| UM | 3 | 10:19 | Zavada 39 FG | 9-73, 2:47 | 10-27 |
| UNM | 3 | 1:40 | Thomas 3 pass from Jack Layne (Drzewiecki kick) | 15-75, 8:39 | 17-27 |
| UM | 4 | 10:14 | Haynes 1 run (Zavada kick) | 6-80, 3:16 | 17-34 |

TIME DETAILS

Kickoff time: 7:36 PM End of Game: 11:00 PM Total elapsed: 3:24

| | New Mexico | Michigan |
|---------------------|-------------|-------------|
| First Downs | 21 | 20 |
| Rushes-Yards | 28-50 | 32-201 |
| C-A-I-Yards | 32-48-3-217 | 21-31-0-251 |
| Plays-Total Offense | 76-267 | 63-452 |
| Fumbles-Lost | 0-0 | 2-1 |
| Penalties-Yards | 1-5 | 8-65 |
| Punts-Avg | 4-47.8 | 4-42.5 |
| Time of Possession | 33:02 | 26:58 |
| 3rd Downs | 5-14 | 6-13 |
| 4th Downs | 2-4 | 0-1 |

Passing: UNM-Jack Layne 31-47-3-208, D.J. McKinney 1-1-0-9; UM-Bryce Underwood 21-31-0-251

Rushing: UNM-Scottre Humphrey 10-33, Damon Bankston 4-18, D.J. McKinney 2-5, Keagan Johnson 1-4, James Laubstein 4-2, Deshaun Buchanan 1-1, TEAM 1-(-1), Jack Layne 5-(-12); UM - Justice Haynes 16-159, Jordan Marshall 11-29, Semaj Morgan 2-14, Micah Ka'apana 1-4, Bryce Underwood 2-(-5).

Receiving: UNM-Dorian Thomas 10-71, Keagan Johnson 7-38, Damon Bankston 4-21, Deshaun Buchana 3-17, Michael Buckley 2-45, Cade Keith 2-5, Zhail Smith 1-9, Scottre Humphrey 1-8, Jack Layne 1-2, D.J. McKinney 1-1. UM-Marlin Klein 6-93, Semaj Morgan 4-33, Donaven McCuller 4-31, Channing Goodwin 2-49, Justice Haynes 2-6, Kendrick Bell 1-30, Jordan Marshall 1-5, Max Bredeson 1-4.

ALBUQUERQUE, N.M. --- The University of New Mexico got back-to-back touchdown drives in the fourth quarter, giving New Mexico a hard-fought 32-22 win over a pesky Idaho State squad, the same squad that nearly knocked off one of the conference favorites in UNLV in Week 0. The win was the first at UNM for head coach Jason Eck, who is now 27-14 all-time after three seasons at Idaho.

For the Lobos, UNM got a big game from Scottre Humphrey, who rushed for 141 yards and a pair of touchdowns. Defensively, Jaxton Eck was everywhere with 15 tackles, a forced fumble, and a quarterback hurry.

Up 14-10 at the half, Idaho State opened the second half with a surprise onside kick, which Aaron Smith recovered. However, UNM went four-and-out, missing a fourth-down conversion. Idaho State converted that into a Trajan Sinatra 56-yard field goal, tying for the longest field goal in University Stadium history.

The Lobos went three-and-out after that, and Idaho State got a third Sinatra field goal, this from 33 yards, and the Bengals took their first lead at 17-16 with 5:25 to go in the third. UNM answered right back, getting started with a 49-yard kickoff return from Damon Bankston to give UNM the ball in ISU territory. The Lobos couldn't punch it in on first-and-goal, but Luke Drzewiecki got the lead back with a 21-yard field goal.

Tytan Mason capped a 75-yard scoring drive for ISU as the Bengals retook the lead at 22-17, but they failed on the two-point conversion. Down 22-17 with 10:40 to go in the game, UNM's offense went to work. Jack Layne opened the go-ahead drive with a 22-yard completion to Dorian Thomas, and after a pass interference, UNM faced fourth-and-1 from the Bengal 29. Scottre Humphrey bullied his way for the yard that was needed, and Layne followed with a 25-yard completion to Thomas on a brilliant sideline snag.

Two plays later, Bankston scored, and Layne hit Thomas for the two-point conversion, and UNM led 25-22. After a three-and-out, the offense went to work. D.J. McKinney went for 17 to open the drive, and Bankston had 18 a few moments later.

Humphrey converted a third-and-2 to the 1-yard line, punching it in to give UNM a 32-22 lead. The team then forced a turnover on downs and kneeled out the clock.

UNM led 14-10 at the break after Layne opened the scoring with a 7-yard run. That capped a 98-yard touchdown drive. UNM's longest since a 99-yard touchdown drive against San Diego State last season.

After Sinatra's first field goal, Humphrey scored untouched from 61 yards out for a 14-3 lead. Idaho State got a Harsin touchdown pass to Michael Shulikov to make it 14-10 at the half.

| Team | 1st | 2nd | 3rd | 4th | Total |
|-------------|-----|-----|-----|-----|-------|
| Idaho State | 0 | 10 | 6 | 6 | 22 |
| New Mexico | 7 | 7 | 3 | 15 | 32 |

SCORING SUMMARY

| Team | Qtr | Time | Scoring Play | Plays-Yds, TOP | ISU-UNM |
|------|-----|-------|---|----------------|---------|
| UNM | 1 | 0:21 | Jack Layne 7 run (Luke Drzewiecki kick) | 10-98, 5:04 | 0-7 |
| ISU | 2 | 8:56 | Trajan Sinatra 27 FG | 13-70, 6:21 | 3-7 |
| UNM | 2 | 7:34 | Scottre Humphrey 61 run (Drzewiecki kick) | 3-69, 1:22 | 3-14 |
| ISU | 2 | 1:03 | Michael Shulikov 30 pass from Davis Harsin (Sinatra kick) | 6-67, 1:29 | 10-14 |
| ISU | 3 | 10:30 | Sintara 56 FG | 6-16, 2:17 | 13-14 |
| ISU | 3 | 5:25 | Sintara 33 FG | 7-27, 3:23 | 16-14 |
| UNM | 3 | 0:13 | Drzewiecki 21 FG | 9-45, 5:04 | 16-17 |
| ISU | 4 | 10:40 | Tytan Mason 3 run (Harsin pass failed) | 11-75, 4:33 | 22-17 |
| UNM | 4 | 7:17 | Damon Bankston 1 run (Dorian Thomas pass from Layne) | 9-70, 3:16 | 22-25 |
| UNM | 4 | 1:48 | Humphrey 1 run (Drzewiecki kick) | 9-58, 3:40 | 22-32 |

TIME DETAILS


Kickoff time: 1:07 PM End of Game: 4:07 PM Total elapsed: 3:00

| | Idaho State | New Mexico |
|---------------------|-------------|-------------|
| First Downs | 21 | 20 |
| Rushes-Yards | 31-131 | 40-218 |
| C-A-I-Yards | 28-39-1-265 | 13-21-0-155 |
| Plays-Total Offense | 70-386 | 61-371 |
| Fumbles-Lost | 2-0 | 1-1 |
| Penalties-Yards | 9-99 | 2-13 |
| Punts-Avg | 3-38.3 | 3-40.3 |
| Time of Possession | 30:31 | 29:29 |
| 3rd Downs | 8-15 | 6-13 |
| 4th Downs | 0-1 | 1-2 |

Passing: ISU-Davis Harsin 17-26-1-181, Jackson Sharman 11-13-0-84; UNM-Jack Layne 13-21-0-155

Rushing: ISU-Davis Harsin 11-60, Carson Sudbury 8-35, Brett SPencer 4-21, Tytan Mason 4-3, Jackson Sharman 4-2; UNM-Scottre Humphrey 18-141, D.J. McKinney 7-45, Damon Bankston 6-28, Jack Layne 5-4, Deshaun Buchanan 1-2, Zhail Smith 1-(-2), TEAM 2-(-2).

Receiving: ISU-Ian Duarte 8-65m Tytan Mason 5-22, Michael Shulikov 4-74, Carson Sudbury 4-12, Tsion Nunnally 3-44, Damien Morgan 3-31, Aiden Garcia 1-17. UNM-Dorian Thomas 5-56, Zhail Smith 2-17, Michael Buckley 2-8, Damon Bankston 1-55, Keagan Johnson 1-8, D.J. McKinney 1-7, Cade Keith 1-4.



35 Game 3: 9/12/2025
10 Pasadena, Calif.
Att: 31,163



0 Game 4: 9/27/2025
0 Albuquerque, N.M.
Att: -

PASADENA, Calif. --- New Mexico pounded the ball and it dominated on defense in a 35-10 win in the iconic Rose Bowl over UCLA, pushing the Lobos to 2-1 on the season and giving Head Coach Jason Eck a signature win in just his third game with the program.

The win marked the largest margin of victory for a Mountain West team over a Big Ten team since September 7, 2002, when Utah defeated Indiana 40-13. The win was New Mexico's first ever against a Big Ten team. The win is believed to be the largest margin of victory in a road non-conference game for UNM, outside of games with New Mexico State since October 17, 1931, when the Lobos defeated New Mexico Military 25-0 in Roswell.

The Lobos dominated the game pretty much from the outset, but the score was just 14-7 at the break. UNM had a chance in the third quarter inside the five-yard line to put more points on the board, but UNM's Deshaun Buchanan burst through the line on a fourth-and-1, securing a first down, but lost the ball, turning it over. UNM pitched a three-and-out and turned the ball over a second time in under a minute when Michael Buckley muffed a short punt.

However, it really didn't matter thanks to a massive defensive effort that saw UNM limit UCLA to just 326 yards and 10 points. UCLA took the ball after the muffed punt and converted it into a 51-yard field goal to make it 14-10, but the Lobos put on an offensive clinic after that.

Jack Layne orchestrated a time-consuming touchdown drive that took 7:52 off the clock, moving 75 yards in 13 plays. D.J. McKinney and Damon Bankston did the heavy lifting on most of the drive, with Bankston scoring from two yards out for a 21-10 lead.

UNM that forced a turnover on downs when Abraham Williams broke up a fourth-down pass. UNM turned that into a 28-10 lead with just 7:06 to go, Layne hit Bankston on a screen pass, and he somehow evaded everyone for a touchdown that clearly had the Lobo faithful in attendance in full roar.

UCLA drove into UNM territory to try to get back in it, but Tavian Combs picked off a pass after Jaxton Eck broke it up, giving UNM the ball again. The Lobos attempted to run the clock out, but the offensive line and the running game were too much for UCLA, and McKinney scored from three yards out after a 54-yard run by Bankston, and UNM had itself a 21-point fourth quarter and a 35-10 win.

After an exchange of punts to open the game, UCLA's coming after a David Murphy tackle for loss, the Lobos went to work, mainly on the ground, to open the scoring. Scottie Humphrey opened the drive from the UNM 35 with 36 yards on four straight runs. After McKinney converted a third-down run, the Lobos got a short pass to Dorian Thomas to set up UNM on first-and-goal.

After backup quarterback James Laubstein ran it to the 1-yard line, Humphrey pumped it in from a yard out behind a Jaymar Tasi block to give UNM a 7-0 lead. After a UCLA, the Lobos went to work again.

Keyed by a 43-yard run by Bankston to the 11-yard line of UCLA, the Lobos faced fourth-and-goal, and Jack Layne found Simon Mapa alone in the back of the end zone for a touchdown. The catch was Mapa's first of his career, and the ensuing Luke Drzewiecki extra point made it 14-0.

UCLA finally answered when Nico Iamaleava hit Titus Mokiao-Atimalala for a 12-yard touchdown pass. That led to a wild finish to the half. The Lobos drove all the way to the UNLV three-yard line, but Layne was stuffed on fourth-and-1. That gave the Bruins the ball with just 1:09 to go. After getting to midfield and getting a favorable review to put one second on the clock at midfield, UCLA elected to run a draw play, which advanced all the way to the Lobo 20-yard line before true freshman CJ McBean made the stop to end the first half with UNM up 14-7.

| Team | 1st | 2nd | 3rd | 4th | Total |
|------------|-----|-----|-----|-----|-------|
| New Mexico | 7 | 7 | 0 | 21 | 35 |
| UCLA | 0 | 7 | 3 | 0 | 10 |

SCORING SUMMARY

| Team | Qtr | Time | Scoring Play | Plays-Yds, TOP | UNM-UCLA |
|------|-----|-------|---|----------------|----------|
| UNM | 1 | 3:10 | Scottie Humphrey 1 run (Luke Drzewiecki kick) | 6-78, 1:57 | 7-0 |
| UNM | 2 | 12:43 | Simon Mapa 8 pass from Jack Layne (Drzewiecki kick) | 13-73, 6:46 | 14-0 |
| UCLA | 2 | 8:59 | Titus Mokiao-Atimalala 12 pass from Nico Iamaleava (Mateen Bhaghani kick) | 5-14, 1:54 | 14-7 |
| UCLA | 3 | 3:34 | Bhaghani 51 FG | 12-82, 5:55 | 14-10 |
| UNM | 4 | 10:42 | Damon Bankston 2 run (Drzewiecki kick) | 4-2, 0:22 | 21-10 |
| UNM | 4 | 7:06 | Bankston 43 pass from Layne (Drzewiecki kick) | 8-75, 1:31 | 28-20 |
| UNM | 4 | 0:36 | D.J. McKinney 3 run (Drzewiecki kick) | 9-73, 2:47 | 35-20 |

TIME DETAILS

Kickoff time: 7:10 PM End of Game: 10:22 PM Total elapsed: 3:11

| | New Mexico | UCLA |
|---------------------|-------------|-------------|
| First Downs | 22 | 15 |
| Rushes-Yards | 46-298 | 22-109 |
| C-A-I-Yards | 12-17-0-152 | 22-34-1-217 |
| Plays-Total Offense | 63-450 | 56-326 |
| Fumbles-Lost | 3-2 | 1-0 |
| Penalties-Yards | 4-29 | 13-116 |
| Punts-Avg | 2-50.0 | 5-37.8 |
| Time of Possession | 36:38 | 23:22 |
| 3rd Downs | 4-10 | 3-11 |
| 4th Downs | 2-4 | 0-1 |

Passing: UNM-Jack Layne 12-16-0-152, Michael Buckley 0-1-0; UCLA-Nico Iamaleava 22-34-1-217.

Rushing: UNM-Damon Bankston 15-154, D.J. McKinney 21-89, Scottie Humphrey 6-48, James Laubstein 1-3, Jack Layne 2-2, Deshaun Buchanan 1-2; UCLA-Anthony Woods, 10-64, Nico Iamaleava 6-33, Javian Thomas 4-14, Jalen Berger 2-(-2).

Receiving: UNM-Damon Bankston 3-49, Dorian Thomas 3-41, D.J. McKinney 1-20, Zhael Smith 1-15, Shawn Miller 1-14, Simon Mapa 1-8, Deshaun Buchanan 1-5, Cade Keith 1-0. UCLA-Kwazi Gilmer 5-56, Anthony Woods 5-28, Hudson Habermehl 4-20, Mikey Matthews 3-67, Titus Mokiao-Atimalala 2-25, Javian Thomas 2-19, Jack Pedersen 1-2.



SEASON BOX SCORES

The University of New Mexico



0

Game 5: 10/3/2025
San Jose, Calif.



0

Att: -



0

Game 6: 10/11/2025
Boise, Ida.



0

Att: -



SEASON BOX SCORES

The University of New Mexico



0

**Game 7: 10/18/2025
Albuquerque, N.M.**



0

Att: -



0

**Game 8: 10/25/2025
Albuquerque, N.M.**



0

Att: -



SEASON/BOX SCORES

The University of New Mexico



0

Game 9: 11/1/2025
Las Vegas, Nev.
Att: -



0



0

Game 10: 11/15.2025
Albuquerque, N.M.
Att: -



0



SEASON BOX SCORES

The University of New Mexico



0

Game 11: 11/22/2025

U.S.A.F.A, Colo.



0

Att: -



0

Game 12: 11/28/2025

Albuquerque, N.M.



0

Att: -