




BOISE STATE

TM

.765 FBS WINNING PCT. • 27 CONSECUTIVE WINNING SEASONS
16 CONFERENCE CHAMPIONSHIPS SINCE 1996 • 36 ALL-TIME CONFERENCE TITLES



BOISE STATE BRONCOS

3-2, 1-0 MOUNTAIN WEST



Head Coach: Spencer Danielson
Overall Record: 18-5 (Second Full Season)
Record at Boise State: Same

VS

NEW MEXICO LOBOS

3-2, 0-1 MOUNTAIN WEST



Head Coach: Jason Eck
Overall Record: 29-14 (Fourth Season)
Record at New Mexico: 3-2

SATURDAY, OCT. 11 • 7:45 P.M. MT • BOISE, IDAHO • ALBERTSONS STADIUM (32,796)

QUICK COMPARISON

BOISE STATE (FBS/MW)	STAT	(FBS/MW) NEW MEXICO
32.2 (52/4)	Points Per Game	(61/6) 30.0
25.4 (79/6)	Points Allowed Per Game	(74/5) 24.2
196.8 (34/2)	Rushing Yards Per Game	(71/8) 154.4
282.2 (27/2)	Passing Yards Per Game	(61/5) 242.4
479.0 (14/1)	Total Offense Per Game	(65/6) 396.8
348.4 (63/5)	Total Defense Per Game	(96/7) 391.0

SERIES HISTORY

Series Record:	13-1	Last Meeting:	Nov. 11, 2023 (Boise State, 42-14)
in Boise:	7-1	Streak:	Boise State, 7

MOUNTAIN WEST

Team	MW	Pct.	OVR	Pct.	Stk.
Fresno State	2-0	1.000	5-1	.833	W5
UNLV (RV/RV)	1-0	1.000	5-0	1.000	W6
San Diego State	1-0	1.000	4-1	.800	W3
BOISE STATE	1-0	1.000	3-2	.600	L1
Utah State	1-0	1.000	3-2	.600	L1
San José State	1-0	1.000	2-3	.400	W1
Hawai'i	1-1	.500	4-2	.667	W1
New Mexico	0-1	.000	3-2	.600	L1
Wyoming	0-1	.000	2-3	.400	L3
Colorado State	0-1	.000	1-4	.200	L3
Nevada	0-1	.000	1-4	.200	L3
Air Force	0-3	.000	1-4	.200	L4

STATISTICAL LEADERS

RUSHING



BOISE STATE
Dylan Riley
393 yards • 5 TDs • 7.4 yards per carry

NEW MEXICO
Damon Bankston
289 yards • 3 TDs • 6.7 yards per carry

PASSING



BOISE STATE
Maddux Madsen
1,344 yards • 101-169-5 • 9 TDs • 59.8 Pct

NEW MEXICO
Jack Layne
1,162 yards • 107-154-6 • 7 TDs • 67.7 Pct


RECEIVING



BOISE STATE
Latrell Caples
292 yards • 2 TDs • 21 catches

NEW MEXICO
Keagan Johnson
326 yards • 1 TDs • 26 catches

TACKLES



BOISE STATE
Ty Benefield
41 tackles • 5.5 TFLs • 1 interception

NEW MEXICO
Jaxton Eck
46 tackles • 26 solo • 1 sack

SACKS



BOISE STATE
Braxton Fely
3.5 sacks • 29 yards Lost • 4 TFLs

NEW MEXICO
Keyshawn James-Newby
2.5 sacks • 21 yards Lost • 3.5 TFLs

A WIN WOULD...

- Give Boise State its 15th consecutive victory at home.
- Mark the Broncos' 14th straight victory over a Mountain West foe.
- Give Boise State its eighth straight win over the Lobos.
- Be the 90th victory in a home conference game for the Broncos since 2000.
- Improve Boise State's record on Homecoming to 25-1 since 2000.
- Give Boise State its eighth straight victory on FS1.

OPENING KICKOFF

1 Boise State looks to continue its recent trend of dominance against its Mountain West foes. The Broncos, who have claimed back-to-back MW titles, have won 28 of their past 31 games against conference teams. Boise State boasts a 91-17 mark (.843) in league play in its program history, with only five of those losses coming by more than seven points.

2 The Broncos enter the matchup with New Mexico on a 14-game home winning streak, the fourth-longest active streak in the nation. Boise State has been particularly successful as of late against MW opponents in Albertsons Stadium, owning a 20-2 mark against league foes, including a win in 13-straight games.

3 The contest will occur on Homecoming Weekend for Boise State, which historically bodes well for the Blue and Orange. The Broncos are 24-1 (.960) in Homecoming games since 2000, with the lone blemish occurring against Nevada on Oct. 2, 2021. The game has already sold out, marking the 11th consecutive sellout at Albertsons Stadium, the longest stretch since a 19-game sellout streak from 2006-09.

4 Boise State has been generating offense early, outscoring its opponents 55-13 in the opening frame so far this season. Since 1998, Boise State is 108-4 (.964) when scoring 14+ points in the first quarter, including in all three victories this season. The Broncos have held their opponents scoreless through the first 15 minutes of action in all three victories so far this season.

5 Junior safety Ty Benefield has been off to one of the hottest starts in the country this season. He leads the defense in total tackles (41), solo tackles (25) and TFLs (5.5) while tying for the team-high in snaps (299), interceptions (1) and forced fumbles (1). He is one of two players in the nation with 40+ tackles, 5+ TFLs, an interception and a forced fumble, joining Pitt's Rasheem Biles. Benefield has also been the team's leading tackler in four of the team's first five games, a feat that has only occurred four times in program history since 2000.

BOISE STATE COACHES

FIELD

Spencer Danielson *Head Coach*
Erik Chinander *DC/Defensive Line*
Stacy Collins *Asst. HC/STC/Linebackers*
Jabril Frazier *EDGE*
Zak Hill *Quarterbacks*
Tim Keane *Offensive Line*
Matt Miller *Co-OC/Wide Receivers*
James Montgomery *Running Backs*
Tyler Stockton *Co-DC/Safeties*
Demario Warren *Cornerbacks*

PRESS BOX

Nate Potter *OC/Tight Ends*

ON THE AIR

TELEVISION

FS1

Play-by-Play: Noah Reed
Analyst: Robert Smith

RADIO

BRONCO RADIO

Play-by-Play: Bob Behler
Analyst: Pete Cavender

STREAMING

SATELLITE

SiriusXM

Play-by-Play: Bob Behler
Analyst: Pete Cavender

CH. 84 | STREAMING

2025 SCHEDULE

Aug. 28	at South Florida Bulls	L, 7-34
	Raymond James Stadium Tampa, Fla.	34,707
Sept. 5	Eastern Washington Eagles	W, 51-14
	Albertsons Stadium Boise, Idaho	32,887
Sept. 20	at Air Force Falcons*	W, 49-37
	Falcon Stadium USAFA, Colo.	24,046
Sept. 27	App State Mountaineers	W, 47-14
	Albertsons Stadium Boise, Idaho	32,904
Oct. 4	at No. 21/21 Notre Dame Fighting Irish	L, 7-28
	Notre Dame Stadium South Bend, Ind.	77,662
Oct. 11	New Mexico Lobos*	7:45 p.m. MT
	Albertsons Stadium Boise, Idaho	FS1
Oct. 18	(RV/RV) UNLV Rebels*	TBA
	Albertsons Stadium Boise, Idaho	FOX Sports
Oct. 24	at Nevada Wolf Pack*	8 p.m. MT
	Mackay Stadium Reno, Nev.	CBSSN
Nov. 1	Fresno State Bulldogs*	TBA
	Albertsons Stadium Boise, Idaho	FOX Sports
Nov. 15	at San Diego State Aztecs*	8:30 p.m. MT
	Snapdragon Stadium San Diego, Calif.	CBSSN
Nov. 22	Colorado State Rams*	TBA
	Albertsons Stadium Boise, Idaho	FOX Sports
Nov. 28	at Utah State Aggies*	2 p.m. MT
	Maverik Stadium Logan, Utah	CBS
Dec. 5	Mountain West Championship	6 p.m. MT
	TBD TBD	FOX

SPORTS COMMUNICATIONS

CHRIS KUTZ

Associate AD, External Affairs

Head Coach

Cell: 559-871-2091

Email: ChrisKutz@boisestate.edu

DAVID DIETRICH

Assistant Director, Sports Communications

Players

Cell: 567-938-9138

Email: DavidDietrich@boisestate.edu

ALEX SEMADENI

Director, Sports Communications

Coordinators & Assistant Coaches, Credentials

Cell: 970-237-1634

Email: AlexSemadeni@boisestate.edu



BOISE STATE MEDIA SCHEDULE

SUNDAY 5	MONDAY 6	TUESDAY 7	WEDNESDAY 8	THURSDAY 9	FRIDAY 10	SATURDAY 11
No Media Availability	No Practice Press Conference Noon Spencer Danielson 12:30 p.m. Nate Potter 12:45 p.m. Erik Chinander	OPEN Practice 9:30 a.m. Select periods open Availability Noon Players	OPEN Practice 9:30 a.m. Select periods open Availability Noon Players	CLOSED Practice Availability 11 a.m. Spencer Danielson 11 a.m. Assistant coach	No Media Availability	GAMEDAY Boise State vs. New Mexico 7:45 p.m. MT FS1 Albertsons Stadium Boise, Idaho Postgame Coach Danielson and players available


DON'T SLEEP ON BOISE!

That's because there is no "Z" in our name. The correct pronunciation is "BOY-SEE" and not the often misstated "Boy-Zee."

BOISE STATE MEDIA RELATIONS



CHRIS KUTZ
Associate AD, External Affairs
Head Coach
Cell 559-871-2091
Email ChrisKutz@boisestate.edu
Twitter [@chriskutz](https://twitter.com/chriskutz)



DAVID DIETRICH
Assistant Director, Sports Communications
Players
Cell 567-938-9138
Email DavidDietrich@boisestate.edu
Twitter [@David_Dietrich](https://twitter.com/David_Dietrich)



ALEX SEMADENI
Director, Sports Communications
Coordinators & Assistant Coaches, Credentials
Cell 970-237-1634
Email AlexSemadeni@boisestate.edu
Twitter [@awsemadeni](https://twitter.com/awsemadeni)

BOISE STATE INFORMATION

Location	Boise, Idaho
Founded	1932
Enrollment	27,250
Nickname	Broncos
Colors	Blue and Orange
Stadium (Capacity)	Albertsons Stadium (32,796)
Surface	The Blue (FieldTurf)
Conference	Mountain West
Interim President	Jeremiah Shinn
Director of Athletics	Jeremiah Dickey
Head Coach	Spencer Danielson
Career Record (Years)	18-5 (2+)
Record at Boise State (Years)	Same
Address	1910 University Drive Mail Stop 1020 Boise, ID 83725
Website	BroncoSports.com

Credentials

Media outlets interested in covering Boise State football on either a season or individual game basis are requested to submit applications for credentials through the Boise State Sports Communications office via the [online request form](#).

Due to inconsistent mail delivery service on tight deadlines, media passes may not be mailed in some instances. If this is the case, passes may be picked up at a location to be determined by the Boise State Sports Communications Office. Individuals picking up credentials will be required to furnish positive identification.

Admission to the press level of Albertsons Stadium is for working media only. Only those media with official Boise State credentials will be admitted. Friends, spouses, children under the age of 16 and non-workers are not welcome in the press area.

Credential Types

MEDIA ACCESS - Access to press box and media areas on sideline throughout the game. Photo bib required, as well as photography/videography equipment. Photo bibs may be picked up in the Preco Academic Center.

PRESS BOX - Access to press box areas with sideline access beginning at the 6:00 mark in the fourth quarter.

Availability Reports

Beginning with the 2025 Football season, all Mountain West schools will provide public reports on the availability of student-athletes to participate in each conference game of the season. Boise State will release an availability report two days prior to each game followed by a final availability report no later than three hours prior to kickoff.

Bronco Radio Network

The Bronco Radio Network is comprised of multiple stations throughout the northwest, with KBOI 93.1 FM/670 AM in Boise serving as the flagship. Fans can listen to select events live via the internet while also accessing the Bronco Sports Network through the following stations:

2025 Radio Affiliates

Market	Call Letters	Frequency
Boise	KBOI	670 AM
Boise	KBOI	93.1 FM
Idaho Falls	KSPZ	980 AM
Idaho Falls	KSPZ	98.7 FM
McCall	KDZY	98.3 FM
Pocatello	KSPZ	94.5 FM
Salmon	KSRA	960 AM
St. Maries	KOFF	1240 AM
Twin Falls	KSNQ	98.3 FM

Weekly Media Availability

Monday: Head Coach Spencer Danielson, Offensive Coordinator Nate Potter and Defensive Coordinator Erik Chinander host a weekly press conference in the team meeting room of the Bleymaier Football Center.

Tuesday: Practice will be open to the media. Student-athletes are available following practice by request. **Student-athlete requests must be submitted to David Dietrich 24 hours before interviews.**

Wednesday: Practice will be open to the media. Student-athletes are available following practice by request. **Student-athlete requests must be submitted to David Dietrich 24 hours before interviews.**

Thursday: Closed practice. Head Coach Spencer Danielson and an assistant coach will address the media. **Assistant coach requests must be submitted to Alex Semadeni 24 hours before interviews.**

Friday: No availability.

Postgame Interviews

Boise State's locker room is closed. Media will be asked to submit a list of student-athlete requests to David Dietrich with 5:00 remaining in the fourth quarter. During home games, Coach Danielson and selected student-athletes will speak with the media in the team meeting room of the Bleymaier Football Center. On the road, these interviews will take place either in the designated visiting team interview area or outside the visiting team locker room.

PROGRAM HISTORY

First Year of Football	1933
All-Time Record	707-252-12 (.734) 971 games over 88 seasons
4-Year School Record (Since 1968)	506-190-2 (.726) 698 games over 57 seasons
Division I (All) Record	421-164 (.720) 585 games over 47 seasons
FBS Record	287-88 (.765) 375 games over 29 seasons
All-Time Mountain West Record	91-17 (.843) 108 games over 14 seasons
National Championships	2 1958 (JuCo), 1980 (I-AA)
Conference Championships	36 1949, 1950, 1951, 1952, 1953, 1954, 1955, 1956, 1957, 1958, 1960, 1961, 1965, 1966, 1973, 1974, 1975, 1977, 1980, 1994, 1999, 2000, 2002, 2003, 2004, 2005, 2006, 2008, 2009, 2010, 2012, 2014, 2017, 2019, 2023, 2024
Mountain West Championships	6 2012, 2014, 2017, 2019, 2023, 2024
First Team All-Americans	49 players, 103 times
First Team All-Conference	203 players, 279 times



TALE OF THE TAPE

FBS	MW	BOI	COMPARISON	NM	MW	FBS
25	3	48.6%	3RD DOWN CONVERSION PCT	45.9%	5	35
64	6	37.9%	3RD DOWN CONVERSION PCT DEFENSE	45.6%	11	120
113	11	38.5%	4TH DOWN CONVERSION PCT	53.8%	7	73
49	3	45.5%	4TH DOWN CONVERSION PCT DEFENSE	28.6%	1	12
24	3	1	BLOCKED KICKS	-	-	-
85	10	1	BLOCKED KICKS ALLOWED	0	1	1
-	-	-	BLOCKED PUNTS	-	-	-
1	1	0	BLOCKED PUNTS ALLOWED	0	1	1
102	9	59.8%	COMPLETION PERCENTAGE	69.4%	3	18
4	1	2	DEFENSIVE TDS	-	-	-
125	11	44	FEWEST PENALTIES	22	2	14
129	12	8.8	FEWEST PENALTIES PER GAME	4.4	2	15
122	10	386	FEWEST PENALTY YARDS	155	1	6
128	11	77.2	FEWEST PENALTY YPG	31	1	8
21	2	80	FIRST DOWNS DEFENSE	96	4	52
44	3	118	FIRST DOWNS OFFENSE	116	4	47
73	4	3	FUMBLES LOST	5	9	114
65	4	2	FUMBLES RECOVERED	1	8	99
30	3	16.0	KICKOFF RETURN DEFENSE	17.4	5	44
126	12	13.8	KICKOFF RETURNS	19.1	7	82
82	11	39.1	NET PUNTING	45.4	1	6
94	8	5	PASSES HAD INTERCEPTED	6	9	112
34	3	5	PASSES INTERCEPTED	3	8	73
27	2	282.2	PASSING OFFENSE	242.4	5	61
39	3	186.2	PASSING YARDS ALLOWED	271.2	9	124
24	2	13.2	PASSING YARDS PER COMPLETION	11.1	8	89
128	12	17.8	PUNT RETURN DEFENSE	3.6	5	35
106	10	5.8	PUNT RETURNS	-1.2	12	133
120	10	94.4%	RED ZONE DEFENSE	85.7%	8	75
126	11	70.0%	RED ZONE OFFENSE	77.3%	9	109
98	9	162.2	RUSHING DEFENSE	119.8	3	47
34	2	196.8	RUSHING OFFENSE	154.4	8	71
41	5	1.4	SACKS ALLOWED	1.8	8	69
79	6	25.4	SCORING DEFENSE	24.2	5	74
52	4	32.2	SCORING OFFENSE	30	6	61
47	5	4.8	TACKLES FOR LOSS ALLOWED	3.8	2	18
72	8	137.0	TEAM PASSING EFFICIENCY	145.6	4	57
54	4	123.31	TEAM PASSING EFFICIENCY DEFENSE	144.8	10	106
52	3	2.2	TEAM SACKS	2.2	3	52
50	2	6	TEAM TACKLES FOR LOSS	4	10	123
19	1	32:47:00	TIME OF POSSESSION	31:33:00	6	40
63	5	348.4	TOTAL DEFENSE	391	7	96
14	1	479.0	TOTAL OFFENSE	396.8	6	65
78	5	-0.2	TURNOVER MARGIN	-1.4	11	129
50	3	7	TURNOVERS GAINED	4	10	104
97	7	8	TURNOVERS LOST	11	10	123
52	5	60.0%	WINNING PERCENTAGE	60.0%	5	52

SERIES HISTORY

NEW MEXICO

Mountain West

Record: 13-1 (.929) • H: 7-1 (.875) • A: 6-0 (1.000) • N: 0-0 (---) • OT: 0-0 (---)

In Conference Play: 11-1 (.917) • H: 6-1 (.857) • A: 5-0 (1.000) • N: 0-0 (---) • OT: 0-0 (---)

In Mountain West Play: 11-1 (.917) • H: 6-1 (.857) • A: 5-0 (1.000) • N: 0-0 (---) • OT: 0-0 (---)

Current Streak: Boise State, 7 • Longest Boise State Win Streak: 7 (2016-present)

Ranking

BSU	Opp	Date	M/N	°F	Location	W/L	Score	Att.
-	-	9/25/1999	N	71°	Boise	W	20-9	20,806
-	-	9/2/2000	N	81°	Albuquerque	W	31-14	22,090
9/8/7	-	12/3/2011	-	37°	Boise	W	45-0	33,878
24/-	-	9/29/2012	-	77°	Albuquerque	W	32-29	28,270
-	-	11/30/2013	N	41°	Boise	W	45-17	31,645
-	-	11/8/2014	N	59°	Albuquerque	W	60-49	21,089
-	-	11/14/2015	N	55°	Boise	L	24-31	32,780
19/19	-	10/7/2016	N	66°	Albuquerque	W	49-21	20,090
-	-	9/14/2017	N	70°	Boise	W	28-14	28,385
23/24/25	-	11/16/2018	N	48°	Albuquerque	W	45-14	16,883
19/19/21	-	11/16/2019	N	43°	Boise	W	42-9	31,492
-	-	11/20/2021	N	39°	Boise	W	37-0	28,542
-	-	9/9/2022	N	83°	Albuquerque	W	31-14	16,157
-	-	11/11/2023	N	49°	Boise	W	42-14	34,076

RECORD IN FIRST HOME CONFERENCE GAME

23-2 (.920)

- Since 2000
- Holds a 25-4 mark (.862) since joining FBS ranks in 1996
- Boasts a 45-10 record (.818) since 1968
- Is 9-3 when the first home conference game is also Homecoming
- Enters the contest on a three-game winning streak
- Longest win streak was 19 (Oct. 23, 1999-Sept. 14, 2017)

RECORD IN HOMECOMING GAMES

24-1 (.960)

- Since 2000
- Holds a 27-2 record (.931) since joining FBS ranks in 1996
- Has won 24 of last 25 games
- Enters on a three-game winning streak
- Boasts a 48-9 mark (.842) since 1968.

RECORD IN HOME CONFERENCE GAMES

89-7 (.927)

- Since 2000
- Have won 30 of the last 33
- Enters the game on a 13-game winning streak
- Boasts a 46-7 record (.868) since joining the MW
- Holds a 94-13 mark (.879) since joining the FBS ranks in 1996
- Earned a 162-32 record (.835) since 1968
- Longest win streak was 47 (Oct. 23, 1999-Oct. 22, 2011)



CONFERENCE WINNING PCT.

SINCE 2000

Rk	Pct	Team	W	L
1	.886	BOISE STATE	171	22
2	.845	Ohio State	169	31
3	.781	Oklahoma	171	48
4	.744	Georgia	154	53
5	.742	App State	66	23
6	.738	Alabama	144	51
7	.734	Oregon	160	58
8	.730	Clemson	149	55
9	.684	USC	143	66
10	.680	LSU	140	66

COUNT THEM UP!

THIS MARKS BOISE STATE'S...

89th Season of Football

972nd game in program history

699th game since moving to four-year competition

586th game since joining Division I

376th game since elevating to I-A/FBS

DON'T BLINK

HIGHEST SCORING TEAMS SINCE 2000

Rk	PPG	Team	GP	Pts
1	38.182	Oklahoma	336	12,829
2	37.866	BOISE STATE	328	12,420
3	37.615	Oregon	318	11,130
4	35.856	Texas Tech	320	11,474
5	35.000	Ohio State	318	11,130
6	34.535	Texas	327	11,293
7	34.233	Alabama	318	10,886
8	33.774	App State	146	4,931
9	33.615	Oklahoma State	322	10,824
10	33.397	USC	307	10,253

BLUE FIELD ADVANTAGE

OPPOSING TEAM FALSE STARTS IN HOME GAMES SINCE 2018

Rk	FS/G	Team	GP	OPP FS
1	2.79	BOISE STATE	42	117
2	2.09	NC State	45	94
3	2.03	Utah	40	81
4	2.02	Oregon	44	89
5	1.98	Clemson	45	89
6	1.915	Tennessee	47	90
7	1.907	Syracuse	43	82
8	1.88	Boston College	41	77
9	1.87	Iowa	45	84
10	1.83	Kentucky	48	88

SUCCESS IN THE MOUNTAIN WEST

Boise State is in its 15th season as a member of the Mountain West. The Broncos are 91-17 (.843) in Mountain West league play and have won 28 of their past 31 games against MW teams. Of the 17 losses, only five have come by more than seven points. Boise State has posted a 46-7 (.868) record in home conference games in the Mountain West.

HOME CONFERENCE RECORD

Since 2019, the Broncos are 20-2 at home in conference games and have won 13 straight conference home games. Boise State has a 94-13 (.879) record in home conference games since joining the FBS ranks in 1996, winning 47 straight contests from 1999 to 2011.

BLOCK PARTY

Braxton Fely blocked a PAT in the opening quarter against Notre Dame, extending a longstanding Boise State streak. The Broncos have now blocked a kick in 27 consecutive seasons. Fely's blocked PAT was the first blocked PAT since 2020, when Scott Matlock did so against BYU on Nov. 6. The Broncos are one of four schools to record a blocked kick every year since 2013, joining Kansas, Indiana and Marshall.

THREE IN A ROW

Boise State's win over App State gave the Broncos a three-game win streak for the 27th consecutive season, extending the nation's second-longest streak. Georgia is the lone team ahead of Boise State, holding a 28-year streak after its 3-0 start to the season. Ohio State (24) and Alabama (22) are the next-closest teams. Fresno State (6) has the longest streak among Mountain West teams.

CONSECUTIVE SEASONS WITH A THREE-GAME WIN STREAK

Rk	Seasons	Team
1.	28	Georgia
2.	27	BOISE STATE
3.	24	Ohio State
4.	22	Alabama

All four teams have recorded a three-game win streak in 2025

TO THE HOUSE (X2)

Boise State returned two interceptions for touchdowns against App State on Sept. 27, with A'Marion McCoy recording a 26-yard interception return in the opening quarter and Boen Phelps taking a 33-yard interception to the house in the fourth quarter. The feat marks the first time the Bronco defense has returned two interceptions for touchdowns in a game since Sept. 25, 2015, when Mercy Matson and Justin Taimatuia did so in a 56-14 win over Virginia. The Broncos are one of four FBS teams that have accomplished the feat this season joining SMU (vs. East Texas A&M, Aug. 30), Oregon (vs. Oklahoma State, Sept. 6), and Louisiana Tech (vs. UTEP, Sept. 27).

TAKING IT TO THE HOUSE

Boise State recorded multiple pick-sixes against App State, marking the second consecutive season the Broncos have notched two interception returns for a touchdown in the same season. The Broncos have recorded multiple interception returns for touchdowns in back-to-back seasons for the first time since 2014-15. Last season, both touchdowns were recorded by players returning to the Bronco roster this season: A'Marion McCoy returned an interception 35 yards for a score against San Diego State on Nov. 1 while Davon Banks had a 70-yard interception return in a win over San Jose State on Nov. 16.

GENERATING TAKEAWAYS

Boise State forced App State into four turnovers in the contest, the most turnovers the program has forced since recording four against San Jose State last season on Nov. 16. Three of those turnovers were interceptions, marking the first game Boise State has notched 3+ interceptions since picking off Wyoming three times on Nov. 19, 2022.

CLAIMING THE AIR

Boise State held App State to 65 passing yards, the lowest total the Broncos have allowed in the air since holding Wyoming to 64 passing yards on Dec. 12, 2020. The total was also the lowest passing game the Mountaineers have recorded since throwing for 62 yards against Georgia State on Oct. 19. App State threw for only 2 yards passing in the second half, marking the second consecutive game the Broncos have allowed single-digit passing yards in a half, following Air Force's 1-yard of passing in the first half on Sept. 20. The Broncos are the only FBS team that has limited their opponent to two passing yards or fewer in multiple halves this season. The last team to do so in a single season was Nevada in 2024 (3).



THIRD DOWN STOPS

The Broncos held App State to 17% (2/12) on third down, the lowest percentage since stopping San Diego State 12 times on 14 attempts (14%) on Nov. 1, 2024.

LIMITING THE IRISH

Boise State's defense limited Notre Dame quarterback CJ Carr to 189 yards passing, the lowest total of the freshman quarterback's season. The Broncos held the Fighting Irish to 389 yards of offense, their second-lowest mark of the season (314 yards against Miami). Boise State's defense stood strong in pressure situations, stopping both of Notre Dame's fourth-down conversion attempts.

STANDOUT SAFETY

Ty Benefield has been one of Boise State's biggest defensive contributors, leading the unit in solo tackles (25), total tackles (41) and TFLs (5.5) while tying for the team-high in snaps (299), interceptions (1) and forced fumbles (1). He is one of two players in the nation with 40+ tackles, 5+ TFLs, an interception and a forced fumble, joining Pitt's Rasheem Biles.

BENEFIELD BEEN BALLIN'

Ty Benefield finished the game against Notre Dame with a team-high eight tackles, becoming the first Bronco to be the team's leading tackler in four of the team's first five games of the season since JL Skinner pulled off the feat in 2021. Benefield is the fourth Bronco since 2000 to pull off the accomplishment, joining Skinner, Leighton Vander Esch (2017) and Travis Burgher (2001). The junior safety also led Boise State in tackles against Eastern Washington (9), Air Force (11) and App State (7). Benefield recorded six tackles in the season-opener against USF, trailing team-leader Jayden Virgin-Morgan by two tackles.

ANCHORING THE TRENCHES

According to PFF, Kage Casey is the second highest-graded left tackle in the nation with more than 250 offensive snaps (82.6). The redshirt junior also leads the position group in run blocking grade (83.4). He earned a PFF overall grade of 83.4 for the 2024 season, a number that ranked fourth among FBS left tackles who played over 700 snaps. He did not allow a sack all season and played a team-high 947 offensive snaps.

MCCOY IS A MENACE

A'Marion McCoy returned an interception for a touchdown in the first quarter against App State, marking his second pick-six as a Bronco, and the first Bronco to do since Davon Banks against San Jose State on Nov. 16, 2024. McCoy is the first Bronco with pick-sixes in back-to-back seasons since Marty Tadman, who did so 2005-06. The only other Boise State player to achieve this feat in the program's FBS era is Shaunard Harts (1999-2000).

BIG DAYS FOR BOEN

Boen Phelps has had quite the three-game stretch for the Broncos since making his first career start against Air Force on Oct. 5. The linebacker was named Mountain West Defensive Player of the Week after his performance against App State. He made his first career interception, returning it 33 yards for a touchdown, while adding six tackles and one quarterback hurry. The redshirt sophomore had a 94.4 PFF defensive grade, highest among FBS linebackers. Against Notre Dame, Phelps totaled five tackles, tied for the third-highest on the team, while combining for a TFL. He made his first career start against Air Force, tallying a career-high seven tackles, including four solo, ranking fifth on the unit in both categories, after playing all 79 defensive snaps for the Broncos.

BIG WEEK FOR BOEN

Boen Phelps was named Mountain West Defensive Player of the Week after his performance against App State. He made his first career interception, returning it 33 yards for a touchdown, while adding six tackles and one quarterback hurry. The redshirt sophomore had a 94.1 PFF defensive grade, second-highest among FBS defenders.

DEFENSIVE DOMINANCE

Boise State's performance against App State on Sept. 27 marked the sixth time since 1996 recording 3+ interceptions and 5+ sacks in a game. The last occurrence was Nov. 6, 2021 at Fresno State. None of the previous five games featured an interception return for touchdown, while the game against the Mountaineers featured two (A'Marion McCoy and Boen Phelps).

ALL-TIME WINNING PCT.

RECORDS WHILE AT FBS LEVEL

Rk	Pct	Team	W	L	T
1	.765	BOISE STATE	287	88	0
2	.756	Ohio State	863	267	36
3	.740	Alabama	963	325	41
4	.732	Michigan	990	351	35
5	.72476	Notre Dame	888	327	33
6	.72475	Oklahoma	902	328	47
7	.698	Texas	914	387	31
8	.695	USC	788	334	40
9	.689	Penn State	924	406	37
10	.682	Nebraska	894	406	37
11	.677	Tennessee	866	400	50
12	.673	Georgia	870	410	50
13	.667	Florida State	550	271	16
14	.646	LSU	791	422	47
15	.637	Miami (Fla.)	629	356	12
16	.62214	Florida	743	444	37
17	.62210	Auburn	784	468	42
18	.622	Clemson	790	472	44
19	.605	Arizona State	602	390	18
20	.604	Texas A&M	769	496	44

SINCE 2000

OVERALL WIN PERCENTAGE LEADERS SINCE 2000

Rk	Pct	Team	W	L
1	.836	Ohio State	266	52
2	.805	BOISE STATE	264	64
3	.792	Oklahoma	266	70
4	.778	Georgia	263	75
5	.767	Alabama	244	74
6	.747	LSU	245	83
7	.745	Oregon	242	83
8	.736	Clemson	248	89
9	.705	App State	103	43
10	.700	Texas	229	98

HOME FIELD ADVANTAGE

HOME WIN PERCENTAGE LEADERS SINCE 2000

Rk	Pct	Team	W	L
1	.905	Oklahoma	143	15
2	.900	Ohio State	153	17
3	.899	BOISE STATE	143	16
4	.863	Georgia	139	22
5	.857	LSU	150	25
6	.854	Oregon	140	24
7	.841	App State	58	11
8	.835	Alabama	137	27
9	.812	Clemson	147	34
10	.806	Michigan	141	34



WILD, WILD WEST

WINS BY WESTERN TEAMS SINCE 2000

Rk	No.	Team
1	264	BOISE STATE
2	242	Oregon
3	213	USC
4	209	Utah
5	208	BYU
6	192	Fresno State
7	184	Colorado
8	179	Air Force
9	176	Washington
10	169	Arizona State
11	165	UCLA
12	163	Hawai'i
	163	Stanford
14	162	San Diego State
15	157	Nevada
16	155	Oregon State
17	151	California
18	149	Washington State
19	138	Colorado State
20	137	Utah State

FIREWORKS AT HOME

MOST GAMES SCORING 50+ POINTS AT HOME SINCE 2000

Rk	Games	Team
1	52	Oregon
2	46	Texas Tech
3	42	Boise State
4	41	Oklahoma State
	41	Texas

ONLY ONE PLAY NEEDED

2024 FBS LEADERS IN ONE-PLAY TOUCHDOWN DRIVES

Rk	No.	Team
1	7	North Texas
	7	Notre Dame
3	6	Boise State
4	5	Navy
	5	Utah

LIGHTING UP THE BOARD

The Broncos scored 47+ points in three straight games (51 vs. Eastern Washington on Sept. 5, 49 at Air Force on Sept. 20, and 47 vs. App State on Sept. 27), the team's eighth time since 1996 scoring 47+ in three-straight games. 147 is the most points over a three-game stretch since scoring 163 against Portland State (56), Washington State (45) and Utah State (62) last season. The Broncos haven't combined for at least 145 points over a three-game stretch in back-to-back seasons since doing so in 2014-15. Boise State totaled 153 points against BYU (55), New Mexico (60) and San Diego State (38) in 2014 and 163 combined points against Idaho State (52), Virginia (56) and Hawai'i (55) the following season. Boise State's 147 points over the three contests is the second-highest three-game total in the last 10 seasons. The 47 points Boise State scored against App State are the most the team has scored without a rushing touchdown in the FBS era.

WINNING BY WIDE MARGINS

Boise State's 47-14 win over App State marked the team's second 30+ point win of the season. This is the 23rd time in the last 27 seasons the Broncos have recorded multiple 30-point victories. They are one of eight Group of 5 teams with multiple 30-point wins this season (East Carolina, Memphis, North Texas, Old Dominion, San Diego State, Temple, Toledo).

ON THE OFFENSIVE

The Broncos notched 473 yards of offense against App State, totaling 1,702 yards over a three-game stretch. That marks the ninth time the program has generated over 1,700 yards in a three-game span since 2000, and the last time since totaling 1,738 yards against Connecticut, Oklahoma State and Wyoming from Sept. 8-29, 2018. Boise State hadn't totaled 470+ yards in a three-game stretch since the 2018 season, when it did so against Nevada (502 yards, Oct. 13), Colorado State (472 yards, Oct. 19), and Air Force (530 yards, Oct. 27). Boise State enters the game against New Mexico averaging 479 yards per game, the 14th-most in the nation.

AERIAL ASSAULT

From Sept. 5-27, Boise State recorded over 300 yards of passing offense in three consecutive games, passing for 309 yards against Eastern Washington (Sept. 5), 310 at Air Force (Sept. 20) and 321 against App State (Sept. 27). The feat marks the first time the Broncos have recorded three-straight games with over 300 yards passing since a four-game stretch to open the 2018 season. Boise State has only recorded the accomplishment on seven other occasions since joining the FBS era.

MODEL OF CONSISTENCY

Maddux Madsen had a career-day against App State on Sept. 27. The redshirt junior quarterback threw for a career-high 321 passing yards, and matched his career-high with four touchdown passes. Madsen had previously thrown for four touchdowns against San Diego State on Nov. 1, 2024. The Lehi, Utah native recorded his fourth career game with over three touchdown passes. He has thrown for 275 yards in three consecutive contests, the first Boise State quarterback to do so Brett Rypien in 2018.

200-CLUB

Maddux Madsen threw for 215 yards against Notre Dame, marking his sixth consecutive contest throwing for over 200 yards, the most since Taylen Green did so in six consecutive games from Oct. 22-Nov. 25, 2022. Madsen has done so 14 times in his career, moving into sole possession of ninth place in the program's record books. The redshirt junior passed Jim McMillan (1971-74) following the game against the Fighting Irish.

SPREADING THE LOVE

Maddux Madsen has found at least eight different receivers in every game so far this season. He has found a career-high 10 different receivers twice this season, doing so against USF (Aug. 28) and App State (Sept. 27). Against the Mountaineers, Madsen matched his career-high by completing 25 passes (25-37).

MOVING UP THE RANKS

Maddux Madsen enters the game against the Lobos littered across the program record book. The redshirt junior became the ninth Bronco in program history to eclipse 40 career touchdowns against App State, finishing the game with 41. He is currently tied with Hank Bachmeier (2019-22) for the eighth-most touchdowns in program history. Against the Fighting Irish, Madsen moved into ninth-place in program history with 5,596 passing yards, passing Jim McMillan (1971-74). He also sits at 10th place all-time in total completions (432). Madsen is tied for eighth-place all time with four career 300+ yard passing games and is ninth place all-time with 14 performances of 200+ yards passing.



FAST START, PART I

Boise State has been dominant in the opening quarter, outscoring its opponents 55-13 in the frame. Since 1998, the Broncos are 108-4 (.964) when scoring 14+ points in the first quarter, including in each of their three victories this season. Boise State led Eastern Washington 20-0 after the first quarter on Sept. 5, led Air Force 14-7 on Sept. 20, and earned a 14-0 lead over App State. Boise State has scored 14+ points in the first quarter in at least one game every season since 1997. The Broncos have outscored their opponents 88-52 in the first half of their games this season. Boise State has held their opponent scoreless in the first quarter in three of five games in 2025, after achieving the feat five times in 2024.

HOME WINS

Boise State's victory over App State marked the 14th consecutive victory at home, the fourth-longest active home winning streak in the nation. Oregon is the nation's current active leader with 18-straight home wins, followed by Alabama and Missouri with 15 each. Head coach Spencer Danielson boasts an undefeated 10-0 record on The Blue. Boise State last lost on The Blue on Sept. 9, 2023 against UCF.

LONGST ACTIVE HOME WIN STREAKS

Rk	Streak	Team	Year Started
1.	18	Oregon	2022
2.	15	Alabama	2023
	15	Missouri	2023
4.	14	BOISE STATE	2023
5.	12	Indiana	2024
6.	10	Memphis	2024
	10	Miami (FL)	2024
	10	Ohio	2024
9.	9	Arizona State	2024
10.	8	Jacksonville State	2024

CAPLES CONNECTION

Latrell Caples caught a pair of touchdown passes against App State, marking the third multi-touchdown game of his career. The Lancaster, Texas native had previously caught three touchdown passes in the first half against San Diego State on Nov 1, 2024, becoming the first Bronco to catch three touchdowns in a half since Cedrick Wilson did so on Oct. 7, 2016. Caples also caught a pair of touchdown passes against New Mexico on Sept. 9, 2022. Caples, who surpassed 100 career receptions against Air Force, matched a career-high with six receptions against Notre Dame.

FIRST YEAR FIRSTS

Five first-year Broncos notched a first in the win over App State. Freshman wide receiver Quinton Brown made a spectacular 29-yard touchdown catch, the first of his career. EDGE Sterling Lane II, a redshirt junior transfer from Arizona, notched his first career sack. Cornerback Sherrod Smith, a transfer from College of San Mateo, made his first interception at the FBS level. Defensive end Malakai Williams, a sixth year transfer from Idaho, forced a fumble for the first time as a Bronco. It was recovered by freshman linebacker Mana Tuioti, the first of his career.

THE JET

Dylan Riley notched 171 rushing yards, 84 receiving yards, four rushing touchdowns and one receiving touchdown at Air Force. The only other FBS player to have a game reaching those four stats over the last 30 years is North Carolina's Omarion Hampton last season at Florida State. Riley is the first player in Boise State history to tally four rushing touchdowns and one receiving touchdown in a game and first FBS player to do so this year. He is also the first Mountain West player to achieve this feat in nearly 10 years, with the most recent occurrence happening on Oct. 24, 2015 by Air Force's Karson Roberts.

RUNNING BACK U

Dylan Riley's five touchdown performance against Air Force on Sept. 20 marks the second consecutive season a Boise State running back has scored five or more touchdowns in a game. Ashton Jeanty rushed for a program-record six touchdowns in the season-opener last year against Georgia Southern on Aug. 31, 2024. Riley's performance is also the 20th time in program history a Bronco has scored four or more rushing touchdowns, and the first time since Jeanty accomplished the feat against Washington State on Sept. 28, 2024.

BOWL APPEARANCES (G5)

TOTAL BOWL APP. BY G5 TEAMS

Rk	No.	Team
1	29	Air Force
	29	Fresno State
3	25	Southern Miss
	25	Navy
5	23	BOISE STATE
	23	Tulsa
7	22	Toledo
8	19	Marshall
	19	Nevada
	19	Wyoming
11	18	Colorado State
12	17	East Carolina
13	16	San Diego State

Bold - indicates Mountain West team

ALL EYES ON THE BLUE

2024 HOME ATTENDANCE LEADERS BY PERCENTAGE OF CAPACITY

Rk	Pct	Team	Avg	Cap	GP
1	145.30	Northwestern	17,470	12,023	7
2	115.41	App State	34,623	30,000	5
3	109.57	Oregon	59,168	54,000	7
4	108.58	Kennesaw State	9,012	8,300	6
5	105.21	Ole Miss	67,372	64,038	7
6	104.64	Colorado	52,514	50,183	6
7	104.63	Purdue	59,887	57,236	6
8	104.23	Oklahoma	83,513	80,126	7
9	104.08	Missouri	62,621	60,168	7
10	103.07	Kansas State	51,536	50,000	6
11	102.95	Utah	52,962	51,444	6
12	102.74	Michigan	110,548	107,601	8
13	102.28	South Carolina	79,329	77,559	7
14	102.11	Texas	102,232	100,119	8
15	102.07	BOISE STATE	37,114	36,363	7

CONFERENCE CROWNS

TOTAL CONFERENCE TITLES WON BY CURRENT FBS PROGRAMS

Rk	No.	Team
1	50	Oklahoma
2	46	Nebraska
3	45	Michigan
4	39	Ohio State
5	37	USC
6	36	Boise State
7	35	Tulsa
8	34	Alabama
9	32	Texas
10	29	Fresno State



PRESEASON WATCH LISTS

Ty Benefield

- Paycom Jim Thorpe Award Watch List
- Shrine Bowl 1000 Watchlist

Latrell Caples

- Earl Campbell Tyler Rose Award Watch List

Kage Casey

- Lombardi Award Watchlist
- Outland Trophy Watch List
- Walter Camp Preseason All-America First Team
- Athlon Sports Preseason All-America Second Team
- ESPN Preseason All-America Second Team
- Phil Steele Preseason All-America Fourth Team
- Senior Bowl Top 300
- Shrine Bowl 1000 Watchlist

Jeremiah Earby

- Shrine Bowl 1000 Watchlist

Braxton Fely

- Polynesian College Player of the Year Watch List

Sire Gaines

- Comeback Player of the Year Watch List
- Doak Walker Award Watch List

Mason Hutton

- Patrick Mannelly Award Watch List

Matt Lauter

- John Mackey Award Watch List
- Shrine Bowl 1000 Watchlist

Maddux Madsen

- Davey O'Brien Award Watch List
- Johnny Unitas Golden Arm Award Watch List
- Manning Award Watch List
- Maxwell Award Watch List
- Walter Camp Player of the Year Award Watch List
- Shrine Bowl 1000 Watchlist

A'Marion McCoy

- Chuck Bednarik Award Watch List
- Paycom Jim Thorpe Award Watch List
- Shrine Bowl 1000 Watchlist

Marco Notarainni

- Allstate Wuerffel Trophy Watch List
- Shrine Bowl 1000 Watchlist
- Jason Witten Collegiate Man of the Year Watch List
- Allstate AFCA Good Works Team Nominee

Mason Randolph

- Senior Bowl Top 300

Jayden Virgin-Morgan

- Bronko Nagurski Trophy Watch List
- Chuck Bednarik Award Watch List
- Lombardi Award Watchlist
- Lott IMPACT Trophy Watch List
- Athlon Sports Preseason All-America Fourth Team
- Shrine Bowl 1000 Watchlist

DOUBLED UP

Dylan Riley entered the game against Air Force with four career touchdowns. He finished the game with nine. It was the second multi-touchdown game in Riley's career, having scored a pair of rushing touchdowns in his Bronco debut against Portland State on Sept. 21, 2024.

IT'S TRULY A STABLE

Boise State registered five rushing touchdowns in the game against Air Force on Sept. 20, marking the fourth consecutive season the Broncos have had multiple games in a season with 4+ rushing touchdowns. Boise State has recorded 4+ rushing scores in a game 75 times since 1998.

MOUNTAIN WEST PLAYER OF THE WEEK

Dylan Riley earned Mountain West Offensive Player of the Week on Sept. 29 for the first time in his career following his 255-yard, five-touchdown effort at Air Force. The honor comes nearly one year to the day of his MW Freshman of the Week honor, which he received Sept. 23, 2024 after totaling 109 all-purpose yards and two touchdowns against Portland State. Riley is the second Bronco to earn a conference award this season, with fellow running back Sire Gaines securing MW Freshman of the Week on Sept. 8.

THE 70-CLUB, PART I

Dylan Riley scored a 75-yard receiving touchdown off a screen pass in the third quarter against Air Force, marking the sophomore's first career touchdown reception. It was the longest reception by a Bronco since Ashton Jeanty recorded a 75-yard pitch-and-catch against Air Force on Nov. 24, 2023. The reception came a game after Riley recorded a 77-yard touchdown rush against Eastern Washington on Sept. 5, becoming the third Bronco since 2010 to score a rushing and receiving touchdown of at least 70 yards in the same season. Jeremy McNichols accomplished the feat in 2016 while Doug Martin did so in 2010.

THE 70-CLUB, PART II

With his 75-yard receiving touchdown at Air Force, Dylan Riley now has touchdowns of 70+ yards as a rusher, receiver and returner in his career. Last season, he returned a kick 96 yards for a score against Utah State. He joins Doug Martin (2007-11) and John Hightower (2018-19) as the only Broncos to accomplish this feat in the program's FBS era.

GROUND AND POUND

Boise State ran the ball 31 times for 282 yards at Air Force, averaging 9.1 yards per carry. This is the fourth time since 1996 the Broncos have averaged at least 9.0 yards per rush in a game, with three of the occurrences happening in the last 18 games. Boise State averaged a school-record 10.6 yards per carry at Georgia Southern in the 2024 season opener, then notched 9.0 yards per rush two games later against Portland State. The first occasion was Sept. 18, 2009, when the Broncos gained 10.3 yards per carry at Fresno State.

FINDING PAYDIRT

Boise State recorded over five rushing touchdowns in back-to-back games against Eastern Washington and Air Force, marking the first time the program has done so since a pair of games against Fresno State (Oct. 7) and Colorado State (Oct. 15) in 2011. The accomplishment also marks the second consecutive season the program has rushed for five touchdowns twice in a season, having done so against Georgia Southern (Aug. 31) and Portland State (Sept. 21) a year ago. Boise State has rushed for five touchdowns in a game 33 times since 1998.

OFFENSIVE EFFICIENCY

Boise State's offense fired on all cylinders at Air Force as the Broncos gained 592 yards on 58 plays, averaging 10.2 yards per play, 19.4 yards per completion and 9.1 yards per rush. It was the second time in the program's FBS era that the unit has averaged over 10.0 yards per play, following the 2018 team that averaged 10.5 yards per play against Connecticut (Sept. 8, 2018). It was the first time a MW team has averaged over 10 yards per play since New Mexico netted 10.5 yards per play against Tennessee Tech on Sept. 9, 2023.

AERIAL ATTACK

Maddux Madsen completed 13 passes for 276 yards and two touchdowns at Air Force, averaging a career-high 21.2 yards per completion. This is the 15th time in Boise State's FBS era a quarterback has completed at least 10 passes and averaged at least 20 yards per completion, with Madsen's effort ranking sixth on the list. He is the first player to achieve this feat since Hank Bachmaier completed 17 passes for 340 yards against UTEP on Sept. 10, 2021.



ALL OVER THE FIELD

Ty Benefield was everywhere at Air Force, finishing with a career-high 11 tackles (8 solo) and adding 2.0 tackles for loss and a game-sealing interception. He is the third player in Boise State's FBS era to record 10+ tackles, 2+ TFLs and one interception in a game, joining Tanner Vallejo and Korey Hall. Vallejo led Boise State to the conference title on Dec. 2, 2014, recording 13 tackles, 3.0 TFLs and one interception, which he returned 63 yards for a touchdown. Hall tallied 10 tackles, 2.0 TFLs and an interception against Oregon State on Sept. 7, 2006. Benefield is the only Mountain West player and one of seven FBS defenders to reach those numbers this season.

BENEFIELD IN THE BACKFIELD

Ty Benefield became the first Bronco defensive back to tally at least five TFLs in a two-game span since the program joined the FBS ranks, after recording two TFLs against Air Force (Sept. 20) and three against Eastern Washington (Sept. 5). He is the first Bronco to accomplish the feat since Andrew Simpson did so against Utah State (Nov. 18, 2023) and Air Force (Nov. 24, 2023). The Altadena, Calif., native has recorded six games with two or more TFLs.

RALLY TO THE BALL

Three Boise State players recorded double-digit tackles at Air Force. Ty Benefield led the way with 11 while Marco Notarainni and Zion Washington added 10 apiece. The last time three Broncos had 10+ tackles was Nov. 25, 2022, when DJ Schramm (15), Seyi Oladipo (10) and Andrew Simpson (10) combined for 35 tackles against Utah State.

CAREER DAYS EVERYWHERE

Several Broncos had memorable performances in the Broncos' 51-14 victory over Eastern Washington on Sept. 5. Quarterback Maddux Madsen matched his then-career-high with 307 passing yards in the win, while wide receivers Ben Ford (82) and Chris Marshall (151) set career marks in receiving yards. Jaden Mickey recorded a career-high seven tackles in his first career start. Dylan Riley notched 123 yards on the ground, a record that would be broken in his next game against Air Force (171). Ty Benefield also registered a then-career-high nine tackles against the Eagles, but would also set a new mark with 11 tackles against Air Force.

HOME BODIES

Boise State's 51 points against Eastern Washington marked the 42nd time Boise State has scored 50+ points at home this century, marking the third-most among FBS teams during that span. The Broncos trail Oregon (52) and Texas Tech (46).

OFFENSIVE ONSLAUGHT

Boise State finished with 637 total yards on Sept. 5 against Eastern Washington, the most yards the program has recorded in a game since notching 651 total yards against Georgia Southern in last year's season opener on Aug. 31, 2024. The Blue and Orange finished with 309 yards in the air and 328 yards on the ground, marking the first time the Broncos have recorded over 300 yards in both categories since passing for 418 yards and rushing for 400 against Connecticut on Sept. 8, 2018.

HE'S BACK

Sire Gaines earned his second career Mountain West weekly accolade on Sept. 8, earning the Old Trapper MW Freshman of the Week honor. The redshirt freshman running back totaled 98 yards on the ground (7.0 yards per carry) and a touchdown on 14 carries in the Broncos' victory over Eastern Washington. It is the second time the Perris, Calif., native has taken home the award, capturing the honors following his first career game against Georgia Southern last season. Gaines is the third Bronco to earn the award multiple times, joining quarterbacks Taylen Green (four-time honoree) and Maddux Madsen (two-time honoree).

THE STABLE HOLDS STRONG

Boise State had five different Broncos score a rushing touchdown against Eastern Washington on Sept. 5. Malik Sherrod, Sire Gaines, Maddux Madsen, Cameron Bates and Dylan Riley all found the end zone for the team, marking the first time Boise State has had five different single-game rushers since Sept. 28, 2013 in a contest against Southern Miss. In that game, Shane Williams-Rhodes, Geraldo Boldewijn, Jay Ajayi, Grant Hedrick and Charles Bertoli found the end zone from the ground against the Golden Eagles.

BIG PLAY BRONCOS, PART I

Dylan Riley ran for a career-long 77-yard touchdown against Eastern Washington, finishing with a then-career-high 123 yards on the ground. This was Boise State's fifth rushing score of 75+ yards in the last two seasons, the most in the FBS.

EXPLOSIVE PLAYS

GAME-BY-GAME TOTALS

20+ yard plays broken down by rushing/passing with TD plays in parentheses.

Opponent	Boise State			Opponents		
	Rush	Pass	Total	Rush	Pass	Total
at South Florida	0 (0)	3 (0)	3 (0)	2 (1)	5 (1)	7 (2)
Eastern Wash.	6 (3)	5 (1)	11 (4)	0 (0)	2 (0)	2 (0)
at Air Force	4 (3)	7 (1)	11 (4)	2 (0)	6 (0)	8 (0)
App State	2 (0)	5 (2)	7 (2)	1 (0)	0 (0)	1 (0)
at #21/21 Notre Dame	1 (0)	2 (0)	3 (0)	3 (1)	3 (0)	6 (1)
New Mexico						
TOTALS	13 (6)	22 (4)	35 (10)	8 (2)	16 (1)	24 (3)

20+ YARD PLAYS (Touchdowns in BOLD)

YDS	PLAY	OPPONENT
77	Dylan Riley run	Eastern Wash.
75	Dylan Riley catch from Maddux Madsen	at Air Force
60	Ben Ford catch from Maddux Madsen	Eastern Wash.
46	Chris Marshall catch from Maddux Madsen	Eastern Wash.
46	Sire Gaines run	Eastern Wash.
43	Dylan Riley run	at Air Force
40	Malik Sherrod run	at Air Force
37	Chris Marshall catch from Maddux Madsen	Eastern Wash.
34	Dylan Riley run	at Air Force
34	Latrell Caples catch from Maddux Madsen	App State
34	Dylan Riley run	Eastern Wash.
31	Cameron Bates catch from Maddux Madsen	at South Florida
31	Latrell Caples catch from Maddux Madsen	at Air Force
29	Quinton Brown catch from Maddux Madsen	App State
29	Chris Marshall catch from Maddux Madsen	Eastern Wash.
28	Sire Gaines run	App State
28	Chris Marshall catch from Maddux Madsen	at #21/21 Notre Dame
28	Matt Wagner catch from Maddux Madsen	at #21/21 Notre Dame
27	Dylan Riley run	at Air Force
26	Chris Marshall catch from Maddux Madsen	App State
24	Ben Ford catch from Maddux Madsen	at South Florida
24	Matt Wagner catch from Maddux Madsen	at Air Force
24	Latrell Caples catch from Maddux Madsen	at Air Force
24	Malik Sherrod catch from Maddux Madsen	at Air Force
22	Ben Ford catch from Maddux Madsen	at Air Force
22	Malik Sherrod run	App State
21	Sire Gaines run	Eastern Wash.
20	Cameron Bates run	Eastern Wash.
20	Malik Sherrod run	Eastern Wash.
20	Matt Lauter catch from Maddux Madsen	at South Florida
20	Chris Marshall catch from Maddux Madsen	Eastern Wash.
20	Matt Lauter catch from Maddux Madsen	at Air Force
20	Chris Marshall catch from Maddux Madsen	App State
20	Matt Lauter catch from Maddux Madsen	App State
20	Dylan Riley run	at #21/21 Notre Dame



BOISE STATE ON FS1

BRONCOS ALL-TIME ON FS1 (18-7)

Date	Rank	Opponent	Location	W/L	Score
8/31/13	#19/19	Washington	Seattle, Wash.	L	6-38
9/24/16		Oregon State	Corvallis, Ore.	W	38-24
10/24/20		Utah State	Boise, Idaho	W	42-13
11/6/20	#21/23/21	#9/9/9 BYU	Boise, Idaho	L	17-51
11/12/20		Colorado State	Boise, Idaho	W	52-21
9/10/21		UTEP	Boise, Idaho	W	54-13
9/18/21		#-/22 Okla. St.	Boise, Idaho	L	20-21
10/2/21		Nevada	Boise, Idaho	L	31-41
10/16/21		Air Force	Boise, Idaho	L	17-24
11/12/21		Wyoming	Boise, Idaho	W	23-13
11/20/21		New Mexico	Boise, Idaho	W	37-0
9/17/22		UT Martin	Boise, Idaho	W	30-7
9/30/22		San Diego State	Boise, Idaho	W	35-13
10/8/22		Fresno State	Boise, Idaho	W	40-20
10/29/22		Colorado State	Boise, Idaho	W	49-10
9/9/23		UCF	Boise, Idaho	L	16-18
9/16/23		North Dakota	Boise, Idaho	W	42-18
10/14/23		Colorado State	Fort Collins, Colo.	L	30-31
11/11/23		New Mexico	Boise, Idaho	W	42-14
11/24/23		Air Force	Boise, Idaho	W	27-19
9/21/24		Portland State	Boise, Idaho	W	56-14
9/28/24	#25/-	Washington State	Boise, Idaho	W	45-24
11/1/24	#15/19	San Diego State	Boise, Idaho	W	56-24
9/5/25		Eastern Washington	Boise, Idaho	W	51-14
9/27/25		App State	Boise, Idaho	W	47-14
10/11/25		New Mexico	Boise, Idaho		

BIG PLAY BRONCOS, PART II

Boise State had 11 offensive plays of 20+ yards at Air Force, making the Broncos the only team in the country with multiple games gaining 20+ yards on at least 11 plays. It also marks the first time since at least 2012 Boise State has achieved this feat multiple times in the same season. The Broncos notched 11 plays of 20+ yards against Eastern Washington in the Sept. 5 home opener. Boise State had 12 gains of 20+ yards against UConn on Sept. 8, 2018 and 11 plays of 20+ yards against Portland State (Sept. 14, 2019) and Hawai'i (Nov. 12, 2016).

FAST START, PART II

The Broncos took a 14-0 lead over Eastern Washington in just 4:59 of game time, with Malik Sherrod (20 yards) and Sire Gaines (8 yards) scoring rushing touchdowns. This was the first time since a game at Virginia on Sept. 25, 2015 that Boise State scored two touchdowns in the first five minutes of a game. Against the Cavaliers, Justin Taimatuia scored on a 21-yard interception return on the game's first play, then Jeremy McNichols scored on a 2-yard touchdown run. The last time Boise State scored two offensive touchdowns in the first five minutes was Nov. 14, 2009. Kellen Moore threw touchdown passes to Austin Pettis (4 yards) and Titus Young (25 yards) to spark a 63-25 win over Idaho.

EFFICIENCY FROM MADDUX

Maddux Madsen's career record as a starting quarterback is 16-4. Last season, he led the Mountain West in passing yards (3,018) and passing touchdowns (23). He also ranked second in the MW in passing efficiency (143.6). In MW games, Madsen recorded 12 touchdowns and one interception, making him the only player in the country with 12+ touchdowns and one interception in conference play.

LIMITING TURNOVERS, PART I

Last season, Maddux Madsen had nine games with zero interceptions on 25+ attempts. Since 2019, the only other FBS quarterbacks to have that many such games in a single season ended up as NFL First Round picks – Bo Nix (11 in 2023), Drake Maye (nine in 2022) and Joe Burrow (nine in 2019). Madsen is one of 22 returning FBS quarterbacks who threw 23 or more touchdowns last season. Of that group, only James Madison's Alonza Barnett III threw fewer interceptions (4).

LIMITING TURNOVERS, PART II

Maddux Madsen has 10 interceptions in 701 career attempts, giving him the third-lowest interception ratio in program history (.020). Before his interception at Air Force, Madsen had attempted 240 consecutive passes on the road without a pick, the longest streak in Boise State's FBS era and longest stretch in the Mountain West since 2012.

BUILT FORD TOUGH

Redshirt senior wide receiver Ben Ford entered the 2024 season with four catches and 34 yards in his career but has broken out as one of Boise State's top targets. He had his best game as a Bronco against Eastern Washington, catching three passes for 82 yards. He scored his first career touchdowns against the Eagles, scoring on receptions of 60 and 6 yards. Ford added a score against App State, and finished the game with three receptions for 45 yards. The Eagle, Idaho native also had four catches for 44 yards against South Florida and three receptions for 28 yards at No. 21/21 Notre Dame.

A LONG TIME COMING

Redshirt junior wide receiver Chris Marshall recorded his first career touchdown against USF. The Missouri City, Texas native notched the score in his 11th career game, and his fifth game as a member of the Blue and Orange. Marshall, who started his career in 2022 at Texas A&M, played in his first game since Oct. 25, 2025 at UNLV. He followed with a career-best 132 yards on four catches against Eastern Washington, recording a first down on every reception and finishing with 81 yards after catch. Marshall added three catches for 52 yards against App State and four receptions for a team-high 58 yards at No. 21/21 Notre Dame. He ranks third in the conference and 23rd in the nation with 19.6 yards per reception this season.

WHAT A START

Jaden Mickey made quite a name for himself in his first career start. The redshirt junior cornerback forced and recovered a fumble on the first defensive drive against Eastern Washington on Sept. 5, becoming the first Bronco to force and recover the same fumble since Kekaula Kaniho did so against Hawai'i on Oct. 12, 2019. Mickey notched his first career tackle-for-loss in the contest and finished with a career-high seven tackles. He recorded a PFF overall defensive grade of 90.6 in the game, the third-best grade amongst all FBS defensive backs that played at least 30 snaps.



RIGHT WHERE HE LEFT OFF, PART I

Returning First Team All-Mountain West EDGE Jayden Virgin-Morgan was a force defensively against USF, recording a career-high eight tackles against the Bulls. The redshirt junior, who played 51 of the team's 56 snaps, finished with one TFL and one forced fumble. He added a sack against App State, and has recorded a TFL in 10 of his last 13 games. A season ago, Virgin-Morgan's 10 sacks were good for 14th in the country, while his 15.5 tackles for loss were 17th nationally.

RIGHT WHERE HE LEFT OFF, PART II

Senior defensive lineman Braxton Fely recorded a career-high two sacks against App State. The Orem, Utah native also set a career-high earlier in the season, recording seven tackles in the season opener against USF.

IMMEDIATE IMPACT

Redshirt freshman cornerback Trey Tolmaire made his collegiate debut against Eastern Washington and notched Boise State's first interception of the season, returning it 21 yards. He joins Kyle Wilson as the only Broncos since 1996 to record an interception in their first career game. Wilson, an All-American and first round NFL Draft pick, intercepted Colt Brennan in the second quarter of No. 25 Boise State's 41-34 win over Hawai'i on Sept. 23, 2006.

AGAINST, THEN FOR

With his successful PAT against South Florida, Colton Boomer became the first player in Boise State's FBS era (since 1996) to score a point for the Broncos after scoring against them. On Sept. 7, 2023, he led UCF to a win over Boise State by going 4-for-4 on field goals, connecting from 50, 33 and 55 yards before booting the 40-yard game-winner in the 18-16 victory. Malik Sherrod became the second player to achieve this feat with his 20-yard touchdown rush on the opening drive against Eastern Washington. On Nov. 4, 2023, he scored on a 96-yard kickoff return and 52-yard rush to lead Fresno State to a 37-30 win over the Broncos.

LAUTER CONTINUES TO PRODUCE

Matt Lauter ended the 2024 season with 47 catches, a program record for Bronco tight ends, and ranked second in Boise State tight end single-season history with 619 receiving yards. Last season, he was one of two players to catch at least one pass in all 14 games. Through four games played in 2025, the redshirt senior has 13 catches for 148 yards.

INTERNATIONAL BRONCOS

Boise State's 2025 roster includes representation from six countries, the same total as the 2024 campaign. In addition to 101 players from the United States, the Broncos have players from Australia (Oscar Doyle, Alma Taleni), Canada (Bol Bol), Germany (Max Stege), England (Bethel Imasuen), Ireland (Lopez Sanusi) and The Netherlands (Arthur de Boachie). Additionally, Ty Benefield was born in Vancouver, Canada, while his father, Daved, played for the CFL's Saskatchewan Roughriders. Another Bronco, Marco Notarainni, is a dual citizen of the United States and Argentina. The only team with more countries represented is New Mexico, which has seven.

COACH D FOR COACH OF THE YEAR

In 2024, Spencer Danielson was named AFCA Region 5 Coach of the Year, Grant Teaff Coach of the Year and Mountain West Coach of the Year. He was a finalist for AFCA National Coach of the Year and semifinalist for George Munger Coach of the Year. He joined Chris Petersen as the only Bronco head coaches to earn the conference coach of the year honor in their first year at the helm.

IT'S NOT AN AGE THING

Boise State head coach Spencer Danielson is the sixth-youngest head coach in the country and youngest in the Mountain West.

YOUNGEST HEAD COACHES IN FBS

Rk	Age	Name	School
1.	34	Zach Kittley	Florida Atlantic
2.	35	Kenny Dillingham	Arizona State
3.	35	Scotty Walden	UTEP
4.	36	Tre Lamb	Tulsa
5.	36	GJ Kinne	Texas State
6.	36	SPENCER DANIELSON	BOISE STATE

SITUATIONALLY SPEAKING

Situation	Under	
	2025	Coach D
Overall	3-2	18-5
Mountain West	1-0	10-0
Non-Conference	2-2	7-4
Current Streak	L1	L1
Playing at home	2-0	10-0
Current Home Streak	W2	W10
Playing on the road	1-2	8-3
Current Road Streak	L1	L1
Playing on a neutral field	0-0	0-2
Playing at night	1-0	7-1
Playing during the day	2-2	9-4
BSU scores on first possession	2-0	11-3
Opponent scores on first possession	1-0	6-1
BSU scores first	2-1	14-3
Opponent scores first	1-1	4-2
BSU leads after 1st quarter	3-1	13-1
Opponent leads after 1st quarter	0-1	3-4
Tied after 1st quarter	0-0	2-0
BSU leads at halftime	3-0	15-2
Opponent leads at halftime	0-2	0-3
Tied at halftime	0-0	3-0
BSU leads after 3rd quarter	3-0	16-0
Opponent leads after 3rd quarter	0-2	1-5
Tied after 3rd quarter	0-0	1-0
Games goes to overtime	0-0	0-0
BSU has more total yards	3-1	17-3
Opponent has more total yards	0-1	1-2
BSU has more rushing yards	3-1	15-2
Opponent has more rushing yards	0-1	3-3
Teams have even rushing yards	0-0	0-0
BSU has more passing yards	3-2	9-3
Opponent has more passing yards	0-0	9-2
BSU has more turnovers	0-2	3-4
Opponent has more turnovers	2-0	8-1
Teams have equal turnovers	1-0	7-0
BSU has more penalties	2-2	5-3
Opponent has more penalties	1-0	13-2
Teams have equal penalties	0-0	0-0
BSU has more time of possession	1-2	11-5
Opponent has more time of possession	1-0	6-0
Teams have equal time of possession	1-0	1-0
BSU has 100-yard rusher	2-0	17-3
Opponent has 100-yard rusher	2-1	7-4
BSU scores at least 20 points	3-0	17-2
Opponent scores at least 20 points	1-2	9-5
BSU throws for 300 yards	3-0	5-1
Opponent throws for 300 yards	0-0	4-0
Playing on natural grass	0-1	0-2
Playing on artificial surface	3-1	18-3
BSU defense scores	1-0	3-0
Opponent defense scores	0-0	0-0
BSU returns KO/Punt for touchdown	0-0	1-0
Opponent returns KO/Punt for touchdown	0-0	0-1
On ABC	0-0	0-1
On CBS Sports Network	1-0	6-0
On ESPN	0-1	0-2
On ESPNU	0-0	1-0
On FOX	0-0	4-0
On FS1	2-0	6-0
On FS2	0-0	1-0
On NBC/Peacock	0-1	0-2



TOP 25 BRONCOS

BRONCOS RANKING IN THE FBS TOP 25

Rushing Yards Per Carry

Player	Avg.	FBS Rank	MW Rank
Dylan Riley	7.42	8	2

Solo Tackles Per Game

Player	Avg.	FBS Rank	MW Rank
Ty Benefield	5.00	14	3

Fumbles Recovered

Player	FR	FBS Rank	MW Rank
Jaden Mickey	1	16	1
Mana Tuioti	1	16	1

Passing Yards Per Game

Player	Avg.	FBS Rank	MW Rank
Maddux Madsen	268.8	19	2

Yards Per Reception

Player	Avg.	FBS Rank	MW Rank
Chris Marshall	19.57	23	3

Passing Yards Per Completion

Player	Avg.	FBS Rank	MW Rank
Maddux Madsen	13.31	24	2

RETAINING THE STAFF

Only 11 of 136 FBS programs retained their entire full-time coaching staff from 2024 to 2025. Boise State is one of the 11 and had the best 2024 record of any team. The Broncos' only change was Dirk Koetter moving from offensive coordinator/quarterbacks coach to senior analyst. Tight ends coach Nate Potter was promoted to offensive coordinator and Zak Hill, who was Boise State's offensive coordinator from 2017-19, was hired as pass game coordinator/quarterbacks coach. Wide receivers coach Matt Miller added the title of co-offensive coordinator and offensive line coach Tim Keane takes on the responsibility of run game coordinator.

TEAMS RETURNING ALL FULL-TIME ASSISTANTS

School	2024 Record	2025 Record
Boise State*	12-2	3-2
Arizona State*	11-3	4-1
Georgia*	11-3	4-1
BYU	11-2	5-0
Navy	10-3	5-0
Ole Miss	10-3	5-0
Texas A&M	8-4	5-0
Liberty	8-4	1-4
Pittsburgh	7-6	3-2
Vanderbilt	7-6	5-1
Virginia	5-7	5-1

*Denotes 2024-25 CFP berth

PRESEASON ALL-AMERICANS

Offensive tackle Kage Casey and EDGE Jayden Virgin-Morgan garnered national recognition this summer, earning Preseason All-America honors. Casey was selected by four outlets: Walter Camp (first team), Athlon Sports (second team), ESPN (second team) and Phil Steele (fourth team) while Virgin-Morgan was tabbed fourth team by Athlon Sports. Additionally, both players were included on ESPN's list of Top 100 College Football Players. Virgin-Morgan checked in at No. 48 and Casey was ranked No. 63.

WINNING WAYS

Boise State has the nation's highest winning percentage at the FBS level, posting a .765 mark (287-88) since moving up in 1996. That beats out second place Ohio State (.756), third place Alabama (.740), fourth place Michigan (.732) and fifth place Notre Dame (.725). The Broncos are the second-winningest football program by percentage in the country since 2000 (.805, 264-64), trailing only Ohio State (.836; 266-52). Since 2000, Boise State has registered more wins (264) than any other western team by over 20 victories, with Oregon (242), USC (213), Utah (209) and BYU (208) following.

MOST IN THE MOUNTAIN WEST. PART I

Across multiple platforms, Boise State boasts the most Preseason All-Mountain West selections. The official conference preseason team includes 10 Broncos, the most during the program's time in the Mountain West, which began in 2011. Maddux Madsen highlighted the group as the Preseason Offensive Player of the Year, the fourth Boise State player to obtain the honor. The Broncos placed a league-high 18 players on the Phil Steele Preseason All-MW teams, including a conference-leading 13 first team selections. The Athlon Sports Preseason All-MW team featured 21 total Broncos, including 10 on the first team, with Boise State once again leading the league in both categories.

PRESEASON ALL-MOUNTAIN WEST SELECTIONS BY OUTLET

Team	MW	Athlon Sports	Phil Steele	Total
BOISE STATE	10	21	18	49
San Jose State	3	15	14	32
San Diego State	3	15	11	29
Colorado State	0	13	10	23
Hawai'i	2	12	9	23
Air Force	1	10	10	21
Fresno State	1	8	10	19
New Mexico	2	10	7	19
UNLV	2	11	6	19
Nevada	1	9	8	18
Wyoming	2	8	8	18
Utah State	1	8	5	14



MOST IN THE MOUNTAIN WEST. PART II

Boise State has won six conference championships in the Mountain West, the most by a current member of the league, and surpassing the four claimed by BYU, TCU and Utah for the most in conference history.

BRINGING BACK TALENT. PART I

Of the 56 players to earn All-Mountain West first or second team honors in 2024, 11 return to their respective programs in 2025. Boise State returns a conference-high five, including four of the six returners from the first team. Kage Casey, Matt Lauter, Marco Notarainni and Jayden Virgin-Morgan look to build on their impressive 2024 campaigns, as does second team selection Braxton Fely. The Broncos are one of three teams to bring back multiple All-MW players, with San Diego State and Wyoming returning two players each.

2024 ALL-MOUNTAIN WEST RETURNERS BY SCHOOL

Team	Total	1st Team	2nd Team
BOISE STATE	5	4 (OL Kage Casey, TE Matt Lauter, LB Marco Notarainni, DL Jayden Virgin-Morgan)	1 (DL Braxton Fely)
San Diego State	2	1 (DL Trey White)	1 (PK Gabe Plascencia)
Wyoming	2	0	2 (TE John Michael Gyllenborg, OL Jack Walsh)
San Jose State	1	1 (LB Jordan Pollard)	0
UNLV	1	0	1 (RB Jai'Den Thomas)
All other MW teams	0	0	0

BRINGING BACK TALENT. PART II

Boise State returns 14 starters from the 2024 team, tied for the fifth-most in the country. The Broncos boast the second-best 2024 record among teams returning 14 or more players. The same 14 players started the Fiesta Bowl, making Boise State one of 13 teams in the country returning at least 14 starters from its bowl game.

THIS IS BECOMING A HABIT

The Broncos finished at No. 8 in the final 2024 Associated Press rankings. Having been ranked for 13 consecutive weeks, the 2024 season marked the ninth time the Broncos have been in the AP Top 25 poll for six consecutive weeks or more. Since 2000, Boise State has been ranked for at least nine consecutive weeks eight times: 2004, 2006, 2008, 2009, 2010, 2011, 2016 and 2019.

AT THE PEAK

For the 18th consecutive season, Boise State was selected to win its conference or division in the preseason poll. This includes all 15 years as a member of the Mountain West, where the Broncos own a 90-17 record. Boise State will look to win the MW for the third-straight season, which would be its first time doing so in the MW and first time since winning the WAC from 2008-10. The only team to win the MW three-straight seasons is TCU, which did so from 2009-11.

KEPT THE STREAK ALIVE

Boise State's win in the 2024 Mountain West Championship Game meant the Broncos' 2027 senior class will be the 26th straight class at Boise State to win a conference championship. Of the previous 24 straight classes leaving with rings, 19 left with multiple championships, including 11 with three-or-more. The last Boise State senior class to not win a conference championship was the class of 1998, a group which led Boise State from I-AA to I-A (now FBS). The streak of 26-straight classes is the longest active streak in the country, and the third-longest in NCAA history. BYU (30; 1975-2004) and Nebraska (28; 1975-2002) boast the longest streaks in NCAA history. Oklahoma's streak of 24 ended in 2024.

CHAMPIONSHIP CENTRAL

The Broncos currently have 16 league titles since 1996, when they joined the FBS, the most in the country during that time. Oklahoma (14), Ohio State (13), Florida State (12), and Alabama (10) are the only other schools in the country to win double-digit conference titles during that span. The Broncos have won 36 conference championships all-time, including six in the Mountain West, eight in the WAC, two in the Big West and six in the Big Sky. The remaining 14 came while members of the Intermountain Collegiate Athletic Conference.

PRESEASON ALL-MW PICKS

Preseason All-Mountain West

- QB Maddux Madsen (Offensive Player of the Year)
- WR Latrell Caples
- TE Matt Lauter
- OL Kage Casey
- OL Mason Randolph
- DL Braxton Fely
- DL Jayden Virgin-Morgan
- LB Marco Notarainni
- DB A'Marion McCoy
- DB Ty Benefield

PHIL STEELE PRESEASON ALL-MW

First Team

- QB Maddux Madsen
- RB Sire Gaines
- WR Latrell Caples
- TE Matt Lauter
- C Mason Randolph
- OG Roger Carreon
- OT Kage Casey
- DT Braxton Fely
- DE Jayden Virgin-Morgan
- LB Marco Notarainni
- CB A'Marion McCoy
- S Ty Benefield
- LS Mason Hutton

Second Team

- OT Hall Schmidt

Third Team

- WR Chris Marshall
- CB Jeremiah Earby
- P Oscar Doyle
- KR Dylan Riley

ATHLON SPORTS PRESEASON ALL-MW

First Team

- QB Maddux Madsen
- AP Sire Gaines
- WR Latrell Caples
- TE Matt Lauter
- OL Kage Casey
- DL Jayden Virgin-Morgan
- DL Braxton Fely
- LB Marco Notarainni
- CB A'Marion McCoy
- S Ty Benefield

Second Team

- AP Malik Sherrod
- OL Mason Randolph
- OL Roger Carreon
- CB Jeremiah Earby
- KR Dylan Riley

Third Team

- S Zion Washington

Fourth Team

- WR Chris Marshall
- OL Hall Schmidt
- DL Dion Washington
- CB Davon Banks
- P Oscar Doyle



RECORD BOOK UPDATES

CAREER PASSING YARDS

	Yds	Player	Years
1.	14,667	Kellen Moore	2008-11
2.	13,581	Brett Rypien	2015-18
3.	9,819	Ryan Dinwiddie	2000-03
4.	9,107	Tony Hilde	1993-96
5.	9,030	Bart Hendricks	1997-2000
6.	8,256	Jared Zabransky	2003-06
7.	6,605	Hank Bachmeier	2019-22
8.	5,656	Grant Hedrick	2011-14
9.	5,596	Maddux Madsen	2022-Pres.
10.	5,508	Jim McMillan	1971-74

CAREER PASSING TOUCHDOWNS

	TDs	Player	Years
1.	142	Kellen Moore	2008-11
2.	90	Brett Rypien	2015-18
3.	82	Ryan Dinwiddie	2000-03
4.	78	Bart Hendricks	1997-2000
5.	70	Tony Hilde	1993-96
6.	58	Jim McMillan	1971-74
	58	Jared Zabransky	2003-06
8.	41	Hank Bachmeier	2019-22
	41	Maddux Madsen	2022-Pres.
10.	39	Grant Hedrick	2011-14

CAREER COMPLETIONS

	Cmp.	Player	Years
1.	1,157	Kellen Moore	2008-11
2.	1,036	Brett Rypien	2015-18
3.	650	Bart Hendricks	1997-2000
4.	629	Tony Hilde	1993-96
5.	622	Ryan Dinwiddie	2000-03
6.	610	Jared Zabransky	2003-06
7.	536	Hank Bachmeier	2019-22
8.	475	Grant Hedrick	2011-14
9.	439	Joe Southwick	2010-13
10.	432	Maddux Madsen	2022-Pres.

CAREER COMPLETION PERCENTAGE

(min. 200 attempts)

	Pct.	Player	Cmp.	Att.	Years
1.	.702	Grant Hedrick	475	677	2011-14
2.	.698	Kellen Moore	1,157	1,658	2008-11
3.	.694	Joe Southwick	439	633	2010-13
4.	.679	Taylor Tharp	321	473	2004-07
5.	.640	Brett Rypien	1,036	1,618	2015-18
6.	.636	Joe Aliotti	278	437	1979-80
7.	.627	Ryan Dinwiddie	622	992	2000-03
8.	.622	Jared Zabransky	610	980	2003-06
9.	.6163	Maddux Madsen	432	701	2022-Pres.
10.	.6161	Hank Bachmeier	536	870	2019-22

CAREER 200-YARD PASSING GAMES

	No.	Player	Years
1.	46	Kellen Moore	2008-11
2.	40	Brett Rypien	2015-18
3.	28	Bart Hendricks	1997-2000
4.	26	Tony Hilde	1993-96
5.	24	Ryan Dinwiddie	2000-03
6.	21	Jared Zabransky	2003-06
	21	Hank Bachmeier	2019-22
8.	15	Grant Hedrick	2011-14
9.	14	Maddux Madsen	2022-Pres.
10.	13	Jim McMillan	1971-74

CAREER LOWEST INTERCEPTION RATIO

(min. 300 attempts)

	Pct.	Player	INT	Att.	Years
1.	.017	Kellen Moore	28	1,658	2008-11
2.	.018	Brett Rypien	29	1,618	2015-18
3.	.020	Maddux Madsen	14	701	2022-Pres.
4.	.021	Ryan Dinwiddie	21	992	2000-03
5.	.022	Hank Bachmeier	19	870	2019-22

OVER A QUARTER CENTURY OF SUCCESS

For the past 27 years, Boise State has been synonymous with success. The Broncos currently hold the nation's longest current streak of consecutive winning seasons at 27 after securing their eighth win against Nevada on Nov. 9. Not just the nation's longest active streak, it is also the fourth-longest streak in college football since 1950.

MOST CONSECUTIVE WINNING SEASONS

No.	School	Years
41	Florida State	1977-2017
40	Nebraska	1962-2001
28	Oklahoma	1966-93
27	BOISE STATE	1998-present
26	Alabama	1958-83
25	Florida	1988-2012
25	Virginia Tech	1993-2017

ACTIVE CONSECUTIVE WINNING SEASONS

No.	School
27	BOISE STATE
18	Alabama
14	Clemson
14	Georgia
13	Ohio State
12	Iowa

DOUBLE-DIGIT WINS

With its 12-2 record in 2024, Boise State secured its 19th 10-win season since 1996, tied for second-most in the FBS. The Broncos are tied with Alabama and Oklahoma and trail only Ohio State (22). Georgia trails with 18, followed by Oregon (15), LSU (14) and Michigan (14). Air Force (7) is the next-closest Mountain West team.

MOST 10-WIN SEASONS SINCE 1996

Team	No.	Last
Ohio State	22	2024
Boise State	19	2024
Alabama	19	2023
Oklahoma	19	2023
Georgia	18	2024
Oregon	15	2024
LSU	14	2023
Michigan	14	2023
Clemson	13	2024
TCU	13	2022
Virginia Tech	13	2016

FAMILY TRADITION

The Broncos have won 36 conference championships in its program history, the seventh-most conference titles won by any current FBS team. Boise State trails Oklahoma (50), Nebraska (46), Michigan (44), Ohio State (39) and USC (37).

BIG WINS

Boise State's win over UNLV gave the Broncos back-to-back MW titles for the first time in its program history. The last time the Broncos won back-to-back conference titles was 2008-10, when they were members of the WAC.

BACK-TO-BACK

Six of Boise State's 12 wins in 2024 came by 20+ points, with only Ohio State (10), Oregon (8), Indiana (7), Miami [FL] (7), Ole Miss (7) and SMU (7) recording more. The Broncos had three wins by over 30 points. Boise State averaged 14.7 more points per game than its opponents, the 12th-best scoring margin in the FBS.

BLUE TURF ADVANTAGE

After the win over App State, the Broncos have an .899 winning percentage on The Blue (143-16) since 2000. That marks the third-best home winning percentage of any team in the nation, trailing Oklahoma (.905, 143-15) and Ohio State (.900, 153-17). Since 1986, when the non-green turf was first installed, the Broncos have compiled a 214-45 (.826) record on The Blue.

SELLOUTS AT ALBERTSONS

Bronco Nation is as dedicated as any fan base and the ticket sales show it. Albertsons Stadium has sold out for both of Boise State's home contests this season, marking Boise State's 10th consecutive sellout. The streak has extended to 11 with the announced sellout of the Oct. 11 game against New Mexico. The Broncos sold out all seven games in 2024, finishing the season with a total attendance of 259,801 and an average of 37,114, both of which are program records for a single season. The program record for most consecutive sellouts is 19, set from 2006-09.



THE GREATEST SHOW ON BLUE TURF

The Boise State offense has been a major contributor to the team's 14-game winning streak on The Blue. The Broncos average 41.3 points and 483.7 yards per home game over that span. Boise State has converted 98 of its 176 third-down attempts over that period.

BRONCO NATION MAKES AN IMPACT

Since 2018 (and excluding 2020), Bronco Nation has forced opponents to false start 117 times on The Blue. This is over 20 false starts more than the next-closest team (NC State, 94). Boise State averages 2.79 false starts forced per home game, easily the most in the FBS.

GROUND GAME

Boise State enters Saturday's contest holding the second-longest active streaks for games with 100+ rushing yards by an FBS team. The Broncos have done so in 43 straight contests.

DEPTH IN THE TRENCHES

Boise State's offensive line returns 11 players with experience, including nine who started at one point last season. Of the nine, seven started multiple games, including Kage Casey, who has made 33 consecutive starts at left tackle. All five positions return multiple players with experience and three players (Kyle Cox, Tyler Keinath and Carson Rasmussen) played two positions last year.

BOISE STATE OFFENSIVE LINE RETURNING PRODUCTION FROM 2024

Player	GP	GS	Snap	Pos.
Kage Casey	14	14	1,030	LT
Hall Schmidt	12	12	772	RT
Zach Holmes	13	8	641	C
Tyler Keinath	10	8	526	LG, RG
Roger Carreon	6	6	341	RG
Daylon Metoyer	6	2	255	RT
Jake Steele	9	0	238	RG
Mason Randolph	4	3	223	C
Kyle Cox	13	1	180	LT, RT
Jason Steele	6	3	158	C
Carson Rasmussen	13	0	140	LG, RG

Snap counts include offense and special teams

ALL-AMERICAN ANCHOR

Kage Casey earned second team All-America honors from The Athletic and Walter Camp while garnering honorable mention All-America from Sports Illustrated. He joins an elite list of Boise State offensive linemen to be recognized as All-Americans, including consensus picks Ryan Clady (2007) and current offensive coordinator Nate Potter (2011).

LOCKDOWN CORNER

According to PFF, A'Marion McCoy led the nation with 19 forced incompletions in 2024. He tied for second in the FBS with 11 passes broken up. McCoy was targeted 101 times, allowing just 51 completions and notching a team-high 83.6 PFF coverage grade. He limited opposing quarterbacks to a completion percentage of 50.0 or less in seven games, including a 30.0 percent completion rate (3/10) in the 2024 Mountain West Championship. McCoy's pick-six against San Diego State was Boise State's first since 2022. He is on the Thorpe Award Watch List for the second straight season.

JABRIL 30 UNDER 30

EDGE coach Jabril Frazier was one of 30 coaches across the country named to the 247Sports 30Under30 coaching list. Frazier is the third Bronco in program history to earn the distinction, joining current wide receivers coach Matt Miller (2020) and current head coach Spencer Danielson, who earned the honor in 2018 when he served as the outside linebackers coach.

ETCHED IN INK

In 2024, Ashton Jeanty and Mason Randolph made a friendly wager. If Jeanty didn't run for 2,000 yards, he would have to cut off his dreadlocks. If he reached the 2K mark, Randolph would get a tattoo. Jeanty passed the 2,000-yard mark in a win over Wyoming on Nov. 23, one week before Randolph returned from what was thought to be a season-ending bicep injury. When Jeanty returned for Pro Day, he and Randolph went to Chariot Tattoo in Boise to make good on the bet. Randolph's thigh now displays Jeanty's total of 2,601 yards, as well as the Heisman Trophy runner-up's signature.

RECORD BOOK UPDATES

CAREER 300-YARD PASSING GAMES

No.	Player	Years
1.	21 Brett Rypien	2015-18
2.	16 Kellen Moore	2008-11
3.	15 Ryan Dinwiddie	2000-03
4.	10 Bart Hendricks	1997-03
5.	8 Jim McMillan	1971-74
6.	7 Grant Hedrick	2011-14
7.	6 Tony Hilde	1993-96
8.	4 Jared Zabransky	2003-06
	4 Joe Southwick	2010-13
4	Maddux Madsen	2022-Pres.

CAREER TOTAL OFFENSE

Yds	Player	Years
1. 14,534	Kellen Moore	2008-11
2. 13,484	Brett Rypien	2015-18
3. 10,138	Tony Hilde	1993-96
4. 10,039	Bart Hendricks	1997-2000
5. 9,984	Ryan Dinwiddie	2000-03
6. 9,119	Jared Zabransky	2003-06
7. 6,627	Grant Hedrick	2011-14
8. 6,622	Hank Bachmeier	2019-22
9. 6,115	Jim McMillan	1971-74
10. 5,995	Maddux Madsen	2022-Pres.

CAREER TOTAL OFFENSE PER GAME

(min. 20 games played)

Avg.	Player	GP	Yds	Years
1. 274.2	Kellen Moore	53	14,534	2008-11
2. 269.7	Brett Rypien	50	13,484	2015-18
3. 247.3	Tony Hilde	41	10,138	1993-96
4. 236.3	Ryan Dinwiddie	42	9,924	2000-03
5. 228.3	Hank Bachmeier	29	6,622	2019-22
6. 206.7	Maddux Madsen	29	5,995	2022-Pres.
7. 190.0	Jared Zabransky	48	9,119	2003-06
8. 172.1	Taylen Green	28	4,820	2021-23
9. 154.1	Grant Hedrick	43	6,627	2011-14
10. 136.8	Joe Southwick	37	5,063	2010-13

CAREER TOTAL OFFENSE PER PLAY

(min. 200 plays)

Avg.	Player	Plays	Yds	Years
1. 8.40	Ryan Dinwiddie	1,189	9,984	2000-03
2. 8.26	Kellen Moore	1,759	14,534	2008-11
3. 7.45	Taylen Green	647	4,820	2021-23
4. 7.38	Brett Rypien	1,828	13,484	2015-18
5. 7.29	Maddux Madsen	822	5,995	2022-Pres.
6. 7.15	Grant Hedrick	927	6,627	2011-14
7. 6.92	Taylor Tharp	543	3,756	2003-07
8. 6.87	Joe Southwick	737	5,063	2009-13
9. 6.85	Jared Zabransky	1,331	9,119	2003-06
10. 6.74	B.J. Rhode	278	1,874	1999-2002

CAREER PASS EFFICIENCY

(min. 200 attempts)

Eff.	Player	Years
1. 168.98	Kellen Moore	2008-11
2. 168.89	Ryan Dinwiddie	2000-03
3. 153.74	Grant Hedrick	2011-14
4. 152.83	Jim McMillan	1971-74
5. 149.31	Brett Rypien	2015-18
6. 147.43	Joe Aliotti	1979-80
7. 145.93	Joe Southwick	2010-13
8. 145.62	Taylor Tharp	2004-07
9. 144.99	Jared Zabransky	2003-06
10. 143.99	Maddux Madsen	2022-Pres.



2025 NATIONAL ACCOLADES

Latrell Caples

- Earl Campbell Tyler Rose National Player of the Week Honorable Mention (Sept. 30)

Marco Notarainni

- William V. Campbell Trophy Semifinalist

Malik Sherrod

- Paul Hornung Award Honor Roll (Sept. 23)

2024 NATIONAL ACCOLADES

Ty Benefield

- Cornish Trophy Finalist

Latrell Caples

- Earl Campbell Tyler Rose National Player of the Week Honorable Mention (Nov. 5)

Kage Casey

- The Athletic Second Team All-America
- Walter Camp Second Team All-America
- Phil Steele Fourth Team All-America
- Sports Illustrated Honorable Mention All-America

Spencer Danielson

- AFC Region 5 Coach of the Year
- Grant Teaff Coach of the Year
- Bear Bryant Coach of the Year Finalist
- George Munger Coach of the Year Semifinalist

Maddux Madsen

- Davey O'Brien Award Quarterback Class of 2024
- Davey O'Brien Award Great 8
- Manning Award Star of the Week

RUN. THE. BALL.

Including 2024, Boise State has registered 14 performances of 1,000 rushing yards or more over the past 16 years, a mark that ranks tied for the national lead with Wisconsin and Oregon.

MOST 1,000-YARD RUSHING PERFORMANCES IN LAST 16 YEARS

Rank	No.	Team
1.	14	Boise State
	14	Oregon
	14	Wisconsin
4.	13	Auburn
	13	Ohio State

IN TOTALITY

Boise State has generated over 500 yards of offense 10 times since the start of the 2022 season, including in two of its last four games. The Broncos recorded 637 yards of total offense against Eastern Washington on Sept. 5 and 592 yards against Air Force on Sept. 20.

BALANCED ATTACK

Boise State has both passed and rushed for at least 90 yards in 43 consecutive games, the longest active streak in the country. The streak, which is a Mountain West record, began Sept. 30, 2022, when the Broncos ran for 316 yards and passed for 134 in a 35-13 win against San Diego State.

SACK IT TO ME

Since 2010, the Broncos have registered 540 sacks, a mark that is sixth in the FBS and the highest of any Group of 5 program.

Total Team	2025	'24	'23	'22	'21	'20	'19	'18	'17	'16	'15	'14	'13	'12	'11	'10
1. 625 Clemson	11	35	32	44	42	46	46	54	46	49	48	45	38	34	24	31
2. 570 Alabama	7	25	39	38	57	35	32	45	40	54	53	31	22	35	30	27
3. 567 Pittsburgh	16	41	31	48	54	46	51	32	23	43	37	19	25	24	43	34
4. 558 Penn State	12	44	49	43	27	22	45	47	42	40	46	31	28	34	31	17
5. 556 Ohio State	14	53	28	34	37	21	54	41	45	28	38	45	42	30	23	23
6. 540 BOISE STATE	11	55	36	30	28	18	40	39	34	29	33	47	30	38	24	48
7. 524 Texas A&M	18	25	42	19	39	28	29	37	43	39	37	36	21	31	51	29
8. 523 Virginia Tech	14	37	39	23	25	36	38	24	32	32	26	48	39	35	41	34
9. 515 Florida State	11	27	46	40	33	10	32	28	29	51	32	17	35	36	40	48
10. 505 Miami (Fla.)	12	36	35	37	33	30	46	40	44	37	26	27	29	13	23	37

BOISE STATE WON'T BE BLANKED

The Broncos enter game five riding a streak of 357 games without being shut out. This is the eighth-longest streak in FBS history and it ranks sixth among active streaks. In that time frame, Boise State has compiled a 283-74 (.793) record. Additionally, the Broncos have scored in the first quarter 290 times (81.2%), scored in the first half 347 times (97.2%), recorded multiple scores 352 times (98.6%) and scored by the end of the third quarter 354 times (99.2%).

CONSECUTIVE GAMES WITHOUT BEING SHUT OUT

Rank	No.	Team	Years
1.	466	Florida	1988-present
2.	411	TCU	1991-present
3.	391	Georgia	1995-present
4.	388	Virginia Tech	1995-present
5.	368	Nebraska	1996-present
6.	365	Michigan	1984-2014
7.	361	BYU	1975-2003
8.	357	BOISE STATE	1997-present

LIKE A G5

Boise State is tied for fifth in total number of bowl appearances among Group of Five teams despite only playing at the Division I-A/FBS level since 1996.

WINNING WHEN IT COUNTS

Boise State has made 46 postseason appearances since the program began in 1933. The Broncos are 26-20 (.565) in those games, including a 23-16 (.590) mark as a four-year institution and a 13-9 (.591) mark since 1996, when the Broncos were elevated to the FBS.



MAYBE IT'S THE COACH D EFFECT

Spencer Danielson was named interim head coach on Nov. 12, 2023. Since then, the Broncos are 83-of-97 (85.6%) on red zone opportunities, scoring 67 touchdowns and connecting on 16 field goals.

CONVERTING WHEN IT COUNTS

Boise State finished 2024 with the nation's fourth-best conversion percentage of combined 3rd and 4th downs, successfully converting 106-of-206 attempts (51.5%). Since Spencer Danielson took over in 2023, the Broncos are 171-for-347 (49.3%) on combined 3rd and 4th downs.

MONEY DOWN DOMINANCE

In 2024, Boise State ranked fifth in the nation in 3rd down conversion percentage at .495 (91-for-184). The success rate jumps to a .583 mark (28-for-48) when attempting to convert in the fourth quarter. The third down success is nothing new. Since 2012, only once (2022) has Boise State finished the season outside of the top 50 in 3rd downs with six times in those 12 years the Broncos finished in the top 20. The .495 success rate Boise State experienced in 2024 is the highest since 2018, when Broncos had a .525 conversion rate.

THE MAGIC NUMBER IS 35

Boise State is unbeaten in its last 83 games when scoring 35 or more points. The Broncos' last loss when scoring 35+ was to No. 24 TCU on Nov. 12, 2011.

YOU CAN'T STOP THIS STAMPEDE

Boise State has produced one of the most prolific and powerful offenses since 2000. Since the turn of the century, the Broncos have averaged 37.866 points per game, a mark that ranks second in the nation behind Oklahoma (38.182).

PANCAKE BLOCK DONATIONS

All-American left tackle Kage Casey and his wife, Kiersten, a former Boise State volleyball player, are teaming up to support the community this season. The Caseys will donate \$300 to the Boise Rescue Mission for each of Kage's pancake blocks. Boise Rescue Mission provides homeless services to people in Boise and surrounding areas from six locations in Ada and Canyon counties.

BRONCO LEGEND LEADS NEW ORLEANS

Boise State legend Kellen Moore continues to make Bronco history. After guiding the Philadelphia Eagles to a Super Bowl LIX victory as offensive coordinator, Moore was hired as head coach of the New Orleans Saints, making him the first Boise State product to be an NFL head coach. Moore, who served as offensive coordinator for the Eagles, Chargers and Cowboys, led the Broncos to a 50-3 record during his four-year career, making him the winningest quarterback in FBS history. He was a 2010 Heisman Trophy finalist, two-time Quarterback of the Year and seven-time All-American. The College Football Hall of Fame candidate remains the program's career record-holder and ranks in the FBS top 15 in passing yards (14,667), touchdowns (142) and efficiency (168.98). On Sunday, Moore earned his first victory as a NFL head coach with a 26-14 victory over the New York Giants.

TELLING OUR STORY

This summer, Boise State Athletics partnered with Ford to create Bronco Studios, which features Bronco Studios Live hosted by award-winning sports anchor Jay Tust. The show airs at 4 p.m. MT on Mondays, Wednesdays and Fridays. It streams live on YouTube (@BroncoSports) and is available on-demand at BroncoSports.com. Tust and his guests give fans an inside look at all things Boise State. Also published weekly on BroncoSports.com are two "B:1 Features," one of which focuses on a member of the Boise State football program.

SEND THEM TO THE HALL

In early June, former head coach Chris Petersen (2006-13) joined quarterback Kellen Moore on the 2026 College Football Hall of Fame ballot. Petersen, the winningest coach in Boise State history, compiled a 92-12 (88.5) mark at the helm of the program. He twice led the Broncos to undefeated seasons (2006 & 2009) and won five conference titles during his tenure. Boise State won two Fiesta Bowls under his leadership, becoming the first coach at a non-AQ program to win two BCS games, and led the Broncos to five top 10 finishes during his career.

FUTURE OPPONENTS

2026		2030	
Sept. 5	at Oregon	Aug. 31	at Memphis
Sept. 12	Memphis	Sept. 14	Houston
Sept. 19	South Dakota		
Sept. 26	at Western Michigan	2031	
		Aug. 30	at Houston
		Sept. 13	Memphis
2027		2032	
Sept. 4	at App State	Sept. 4	at Rice
Sept. 11	South Florida		
Sept. 18	at Marshall		
2028		2035	
Sept. 2	at Cincinnati	Sept. 8	Rice
Sept. 16	Georgia Southern		
2029			
Sept. 1	Cincinnati		
Sept. 15	at Washington		
Sept. 22	Western Michigan		

BRONCOS TO THE PAC-12

Boise State University has accepted a formal invitation and been unanimously approved by the conference Board of Directors to join the Pac-12 Conference, the University and conference announced on Sept. 12, 2024. The Broncos will join the Pac-12 Conference effective July 1, 2026. Boise State will be joined in the conference by incumbent members Oregon State and Washington State, as well as Colorado State, Fresno State Gonzaga, San Diego State, Texas State and Utah State. Competition will begin for all conference sports in the 2026-27 academic year.

ONCE A BRONCO...

Entering the 2025 season, the Boise State coaching staff boasts 86 years of experience with the Broncos (24 as players, 62 as staff). A complete breakdown can be found below:

Coach	S/A Years	Staff Years	Total
Erik Chinander	-	2	2
Stacy Collins	-	3	3
Spencer Danielson	-	8	8
Matt Fleischacker	-	1	1
Jabril Frazier	5	5	10
George Hicks	-	-	0
Zak Hill	-	4	4
Tim Keane	-	4	4
DJ Killings	-	1	1
Dirk Koetter	-	5	5
Frank Maile	-	2	2
Danny McDonald	-	1	1
Derrick McMahan	-	2	2
Matt Miller	5	5	10
James Montgomery	-	2	2
B.J. Mullin	-	2	2
Nate Potter	4	7	11
Tyler Rausa	4	2	6
Kooper Richardson	-	1	1
Tyler Stockton	-	1	1
Justin Udy	-	-	0
Demario Warren	-	3	3
Demitri Washington	6	1	7
TOTAL	24	62	86



THIS IS THE MOUNTAIN WEST

2025 MOUNTAIN WEST STANDINGS

MOUNTAIN WEST							OVERALL							
TEAM	REC	PF	PA	HM	RD	PCT	REC	PF	PA	HM	RD	NEU	PCT	STR
Fresno State	2-0	43	38	1-0	1-0	1.000	5-1	184	117	3-0	2-1	0-0	.833	W5
UNLV (RV/RV)	1-0	31	17	0-0	0-1	1.000	5-0	178	130	2-0	3-0	0-0	1.000	W6
San Diego State	1-0	45	24	1-0	0-0	1.000	4-1	140	63	3-0	1-1	0-0	.800	W3
BOISE STATE	1-0	49	37	0-0	1-0	1.000	3-2	161	127	2-0	1-2	0-0	.600	L1
Utah State	1-0	49	30	1-0	0-0	1.000	3-2	182	152	3-0	0-2	0-0	.600	L1
San José State	1-0	35	28	1-0	0-0	1.000	2-3	116	140	2-1	0-2	0-0	.400	W1
Hawai'i	1-1	65	58	0-1	1-0	.500	4-2	154	141	3-1	1-1	0-0	.667	W1
New Mexico	0-1	28	35	0-0	0-1	.000	3-2	150	121	2-0	1-2	0-0	.600	L1
Wyoming	0-1	17	31	0-1	0-0	.000	2-3	84	106	1-2	1-1	0-0	.400	L3
Colorado State	0-1	24	45	0-0	0-1	.000	1-4	85	137	1-2	0-2	0-0	.200	L3
Nevada	0-1	17	20	0-0	0-1	.000	1-4	77	128	1-1	0-3	0-0	.200	L3
Air Force	0-3	102	142	0-2	0-1	.000	1-4	182	189	1-2	0-2	0-0	.200	L4

2025 MW PRESEASON POLL

RK	TEAM (1ST PLACE VOTES)	PTS
1.	BOISE STATE (35)	464
2.	UNLV (4)	415
3.	San Jose State	359
4.	Colorado State	326
5.	Fresno State	301
6.	Air Force	280
7.	Hawai'i	213
8.	San Diego State	202
9.	Utah State	165
10.	Wyoming	150
11.	New Mexico	84
12.	Nevada	83

GAMES IN THE MW

Friday Oct. 3

New Mexico at San José State*	FS1	SJSU, 35-28
Colorado State at San Diego State*	CBSSN	SDSU, 45-24

Saturday, Oct. 4

Air Force at RV/-- Navy	CBS/Para-mount+	NAVY, 34-31
Boise State at 21/21 Notre Dame	NBC/Peacock	ND, 28-7
RV/RV UNLV at Wyoming*	CBSSN	UNLV 31-17
Nevada at Fresno State*	CBSSN	FS, 20-17

Friday, Oct. 10

Fresno State at Colorado State*	CBSSN	7 p.m. MT
---------------------------------	-------	-----------

Saturday, Oct. 11

Air Force at UNLV*	CBSSN	1:30 p.m. MT
San José State at Wyoming*	CBSSN	5 p.m. MT
New Mexico at Boise State*	FS1	7:45 p.m. MT
San Diego State at Nevada*	CBSSN	8:30 p.m. MT
Utah State at Hawai'i*	MW App/Spectrum	10 p.m. MT

ON THIS DAY

OCT.

11

THE RECORD: 7-1-1 (.833)
THE STREAK: W5
LAST TIME: 2014
W, 24-7
at Southern Miss
Hattiesburg, Miss.
ATT: 30,912

GAMES ON THIS DATE

Year	Opponent	Location	Res.	Score	Att.
1946	Lewiston Normal	Boise, Idaho	W	7-6	-
1952	Utah State (Freshmen)	Boise, Idaho	W	39-0	-
1969	Colorado State College	Boise, Idaho	L	10-16	-
1975	at Idaho*	Moscow, Idaho	T	31-31	16,250
1980	#9 Idaho*	Boise, Idaho	W	44-21	21,812
1986	Montana*	Boise, Idaho	W	31-0	16,444
1997	New Mexico State*	Boise, Idaho	W	52-10	22,814
2003	Tulsa*	Boise, Idaho	W	27-20	29,719
2008	at Southern Miss	Hattiesburg, Miss.	W	24-7	30,912

* - denotes conference game

BRONCOS WITH DEGREES

Eight Broncos have already earned their college degrees, including five from Boise State University.

Latrell Caples (Boise State)
Ben Ford (Boise State)
A'Marion McCoy (Boise State)
Marco Notarainni (Boise State)
Luke Voorhees (Boise State)
Mitch Bothwell (Villanova)
Malik Sherrod (Fresno State)
Malakai Williams (Idaho)

Ten Broncos will earn their degree from Boise State University on Dec. 20.

Braxton Fely
Zach Holmes
Mason Hutton
Tyler Keinath
Matt Lauter
Chris Marshall
Chase Penry
JJ Talo
Austin Terry
Zion Washington

2025 PLAYERS OF THE WEEK

Sire Gaines | RB

Sept. 8, 2025 Eastern Washington Freshman

Boen Phelps | LB

Sept. 29, 2025 App State Defensive

Dylan Riley | RB

Sept. 22, 2025 at Air Force Offensive

PREVIOUS POTW WINNERS ON 2025 ROSTER

Sire Gaines | RB

Sept. 2, 2024 at Georgia Southern Freshman

Maddux Madsen | QB

Oct. 9, 2023 San Jose State Freshman

Oct. 30, 2023 Wyoming Freshman

Nov. 3, 2024 San Diego State Offensive

Dylan Riley | RB

Sept. 23, 2024 Portland State Freshman

Malik Sherrod | RB (with Fresno State)

Nov. 6, 2023 Boise State Special Teams

CHAMPIONSHIPS AND DIPLOMAS

96%

The Boise State football team recorded an NCAA Graduation Success Rate (GSR) of 96%, the highest in program history. This is the second-highest GSR in the Mountain West and fourth-best in FBS this year.




DRIP DEFINED

Boise State unveiled a new look for the 2017 season, the first time the Broncos had overhauled their Nike uniforms since 2011. Included in the new slate were blue, orange and white. The jerseys featured new stripes on the sleeves and "Blue Collar" on the inside of the neck. The Broncos added a black set of uniforms that were unveiled against Air Force, Sept. 20, 2019. Refreshed designs of the blue, white and black uniforms came in 2024. A look at the Broncos' all-time uniform combination records can be found to the right while this season's uniform tracker can be found below.

GAME 1 AT SOUTH FLORIDA



GAME 2 VS. EASTERN WASH.



GAME 3 AT AIR FORCE



GAME 4 VS. APP STATE



GAME 5 AT #21/21 NOTRE DAME



GAME 6 VS. NEW MEXICO

GAME 7 VS. UNLV

GAME 8 AT NEVADA

GAME 9 VS. FRESNO STATE

GAME 10 AT SAN DIEGO STATE

GAME 11 VS. COLORADO STATE

GAME 12 AT UTAH STATE

RECORD BY COMBO

Helmet	Jersey	Pants	2025	Since '96	Stk	Last
Black	Black	Black	0-0	9-4	W2	11/9/24 vs NEV
Black	Blue	Black	0-0	5-0	W5	11/1/24 vs SDSU
Black	Gray	Black	0-0	1-0	W1	9/28/13 vs SoMiss
Black	White	Black	0-0	3-2	L1	11/4/23 @FSU
Black	White	Orange	0-0	1-0	W1	10/31/15 @UNLV
Black	White	White	0-0	0-1	L1	11/25/16 @AFA
Blue	Black	Black	0-0	1-0	W1	11/4/16 vs SJSU
Blue	Black	Blue	0-0	2-0	W2	10/7/23 vs SJSU
Blue	Blue	Blue	1-0	117-8	W6	9/27/25 vs APP
Blue	Blue	White	0-0	6-7	W1	9/17/22 vs UTM
Blue	Gray	Blue	0-0	4-0	W4	9/7/13 vs UTM
Blue	Gray	Gray	0-0	2-0	W2	10/3/15 vs HAW
Blue	Orange	Blue	0-0	8-4	W4	10/5/24 vs USU
Blue	Orange	Orange	0-0	2-0	W2	10/17/14 vs FSU
Blue	White	Blue	0-0	23-16	L1	9/7/24 @ORE
Blue	White	Orange	0-0	18-8	L2	12/31/24 vs PSU
Blue	White	White	1-0	37-17	L1	10/4/25 @ND
Orange	Blue	Blue	0-0	0-1	L1	9/22/17 vs UVA
Orange	Blue	Orange	1-0	2-1	W1	9/5/25 vs EWU
Orange	Orange	Orange	0-0	6-1	W2	11/28/23 vs Wyo
Orange	White	Blue	0-0	1-0	W1	11/27/15 @SJSU
Orange	White	Orange	0-0	1-1	W1	11/16/24 @SJSU
Orange	White	White	0-0	0-1	L1	9/27/14 @AFA
White	Blue	White	0-0	3-0	W3	9/21/24 vs PSU
White	Orange	Orange	0-0	0-1	L1	11/21/11 vs TCU
White	Orange	White	0-0	2-1	W2	10/12/19 vs HAW
White	White	Blue	0-1	6-4	L1	8/28/25 @USF
White	White	Orange	0-0	4-1	L1	9/2/21 @UCF
White	White	White	0-0	23-9	W2	10/25/24 @UNLV



GAME NOTES

#BOISESTATEBUILT

Since 2000, Boise State has produced 45 NFL draft picks, including 13 in the first two rounds. The Broncos are currently represented by 12 players and one head coach. Week Six matchups and information can be found below. All times are Mountain.

BUFFALO BILLS

Khalil Shakir (WR)

at Falcons, ESPN, Monday, 5:15 p.m.



CINCINNATI BENGALS

Brett Rypien (QB)

at Packers, CBS, Sunday, 2:25 p.m.



DENVER BRONCOS

JL Skinner (S)

vs. Giants, NFL Network, Sunday, 7:30 a.m.



JACKSONVILLE JAGUARS

Ezra Cleveland (OL)

vs. Seahawks, FOX, Sunday, 11 a.m.



LAS VEGAS RAIDERS

Ashton Jeanty (RB)

vs. Titans, FOX, Sunday, 2:05 p.m.



LOS ANGELES CHARGERS

Scott Matlock (FB/DL)

at Dolphins, CBS, Sunday, 11 a.m.



MIAMI DOLPHINS

Cedrick Wilson Jr. (WR)

vs. Chargers, CBS, Sunday, 11 a.m.



NEW ORLEANS SAINTS

Kellen Moore (Head Coach)

vs. Patriots, CBS, Sunday, 11 a.m.



SEATTLE SEAHAWKS

George Holani (RB)

DeMarcus Lawrence (DE)

at Jaguars, FOX, Sunday, 11 a.m.



TENNESSEE TITANS

John Ojukwu (OL)

at Raiders, FOX, Sunday, 2:05 p.m.



WASHINGTON COMMANDERS

John Bates (TE)

Jeremy McNichols (RB)

vs. Bears, ABC, Monday, 6:15 p.m.



THE HAMMER



Boise State selects one player to lead the team onto the field with The Dan Paul Hammer each game. The Hammer was renamed prior to the Hawai'i game, Oct. 12, 2019. Dan Paul, a former fullback from 2009-12, passed away in July of 2019, and symbolized the blue collar culture of the Boise State football team. Traditionally, the honor has gone to the individual that made the best special teams play the week prior. However, the offensive line has been selected in the past, and the entire team entered the field with The Hammer in previous MW Championship Games.

at South Florida Marco Notarainni

Eastern Washington Kage Casey

at Air Force* Dylan Riley

App State Ty Benefield

at #21/21 Notre Dame Boen Phelps

New Mexico*

UNLV*

at Nevada*

Fresno State*

at San Diego State*

Colorado State*

at Utah State*

PREVIOUS HAMMER CARRIERS ON THE 2025 ROSTER

Ty Benefield North Dakota, 2023

San Jose State, 2023

San Jose State, 2024

Latrell Caples Portland State, 2024

Kage Casey Hawai'i, 2024

Matt Lauter New Mexico, 2022

Fresno State [MWCG], 2022

UNLV [MWCG], 2024

Chase Martin Memphis, 2023

Utah State, 2023

UCLA, 2023

Marco Notarainni UCF, 2023

Utah State, 2024

Zion Washington San Diego State, 2022

TRACKING THE BRONCOS

Week	AP	Coaches	CFP
Preseason	#25	#25	N/A
Week 2	NR	NR	N/A
Week 3	NR	NR	N/A
Week 4	NR	NR	N/A
Week 5	NR	NR	N/A
Week 6	NR	NR	N/A
Week 7	NR	NR	N/A

WEEK SEVEN AP POLL

Rk	School (1st Place)	Record	Points	Prev
1	Ohio State (40)	5-0	1620	1
2	Miami (FL) (21)	5-0	1579	3
3	Oregon (5)	5-0	1542	2
4	Ole Miss	5-0	1376	4
5	Texas A&M	5-0	1361	6
6	Oklahoma	5-0	1346	5
7	Indiana	5-0	1213	8
8	Alabama	4-1	1202	10
9	Texas Tech	5-0	1135	11
10	Georgia	4-1	1084	12
11	LSU	4-1	949	13
12	Tennessee	5-0	892	15
13	Georgia Tech	5-0	782	17
14	Missouri	4-1	775	19
15	Michigan	3-2	707	20
16	Notre Dame	5-1	610	21
17	Illinois	5-0	522	22
18	BYU	5-1	463	23
19	Virginia	5-1	452	24
20	Vanderbilt	5-1	407	16
21	Arizona State	4-1	214	25
22	Iowa State	5-1	165	14
23	Memphis	6-0	153	RV
24	South Florida	4-1	150	RV
25	Florida State	3-2	147	18

Receiving votes: Cincinnati 129, Texas 111, Penn State 97, Utah 84, Nebraska 60, USC 46, UNLV 19, North Texas 16, TCU 14, Washington 10, Mississippi State 10, Navy 4, Louisville 3, Auburn 1.

WEEK SEVEN COACHES POLL

Rk	School (1st Place)	Record	Points	Prev
1	Ohio State (59)	5-0	1638	1
2	Oregon (3)	5-0	1572	2
3	Miami (FL) (3)	5-0	1531	3
4	Ole Miss	5-0	1402	4
5	Texas A&M (1)	5-0	1330	5
6	Oklahoma	5-0	1283	8
7	Indiana	5-0	1206	9
8	Alabama	4-1	1183	11
9	Georgia	4-1	1128	10
10	Texas Tech	5-0	1082	14
11	LSU	4-1	999	13
12	Tennessee	4-1	889	15
13	Georgia Tech	5-0	819	16
14	Missouri	5-0	736	18
15	Michigan	4-1	653	20
16	Notre Dame	3-2	491	21
17	Illinois	5-1	484	22
18	BYU	5-0	453	23
19	Texas	3-2	372	7
20	Vanderbilt	5-1	329	17
21	Iowa State	5-1	295	12
22	Penn State	3-2	294	6
23	Arizona State	4-1	292	24
24	Virginia	5-1	258	RV
25	Memphis	6-0	162	RV

Receiving votes: Memphis 88, Louisville 83, Virginia 63, South Florida 29, USC 17, Maryland 17, Auburn 12, UNLV 11, Navy 9, Mississippi State 9, Tulane 8, Washington 7, North Texas 7, TCU 6, Nebraska 4, Duke 4, Iowa 3, Houston 1.



THE DANIELSON FILE



HEAD COACH SPENCER DANIELSON

Spencer Danielson who embodies the program's Built Different mantra, is a former Boise State graduate assistant who rose from lowest man on the coaching totem pole to leader of the program in seven years. He led Boise State to 15 wins in his first 18 games as a head coach and back-to-back conference titles.

Danielson became the 12th head coach in Boise State football history on Dec. 3, 2023, following a three-week stint as interim head coach. During that time as the fill-in head coach, he guided the Broncos to three straight wins and a Mountain West championship, making history as the first interim FBS head coach to win a conference title game.

The former Boise State defensive coordinator followed up his interim stint with a 2024 season in which he led the nationally-ranked Broncos to the program's first College Football Playoff appearance, back-to-back Mountain West championships for a program-first, and was named the Mountain West Coach of the Year after leading the team to a 12-win season – their most wins in a single-season since 2019.

The 2024 season also saw Boise State be ranked in the top-10 in the nation in several offensive categories – including fifth in scoring offense and eighth in total offense – and among the best in the Mountain West in major defensive categories. The team featured junior running back Ashton Jeanty, who became the program's first Maxwell Award and Doak Walker Award winner. Jeanty, who fell only 27 rushing yards shy of matching Barry Sanders' single-season FBS record, was also a Heisman Trophy runner-up.

The team finished the year with a 12-2 record after facing Penn State in the CFP Quarterfinal at the Vrbo Fiesta Bowl. It earned the No. 3 seed and first-round bye in the CFP after beating UNLV in the MW Championship at Albertsons Stadium in early December, which was the program's sixth MW title in school history.

In addition to being named Mountain West Coach of the Year in 2024, Danielson was named a finalist for the Eddie Robinson Coach of the Year, Paul "Bear" Bryant National College Football Coach of the Year, George Munger Coach of the Year, and AFCA National Coach of the Year. He was tabbed as the AFCA Region 5 Coach of the Year and Grant Teaff FCA Coach of the Year.

After spending seven seasons as a member of the Boise State coaching staff, starting as a graduate assistant in 2017, Danielson took the reins of the Bronco football program on Nov. 12, 2023 as the interim head coach. He was elevated to the role after serving as the team's defensive coordinator.

Danielson went on to lead the Broncos to three-straight wins - the final two regular season games and the Mountain West Championship game - and a stretch in which the Broncos averaged 38.7 points and over 460 yards of total offense while outscoring opponents 116-49. Boise State routed UNLV, 44-20, to win its fifth MW Championship. The Broncos then played in the LA Bowl, where they faced UCLA.

From 2021-23, Danielson was Boise State's defensive coordinator, and from 2019-20, he was the team's co-defensive coordinator and STUD coach. After beginning his Boise State tenure as a graduate assistant in 2017, he was promoted to a full-time assistant coach in 2018. In each of his three seasons as defensive coordinator, Boise State ranked in the top three of the Mountain West in scoring defense, including allowing a league-low 19 points per game in 2021.

Overseeing a defense that was tenacious in getting into the backfield, Danielson helped Boise State rank sixth in the nation in total defense in 2022 while the scoring defense was ranked 15th. In his first season as defensive coordinator in 2021, that scoring defense was ranked 12th in the country while the total defense ranked 45th nationally.

Before Boise State, Danielson coached at Azusa Pacific, his alma mater, where he served as linebackers coach (2013-16) and recruiting coordinator (2016). In 2016, he was one of 30 coaches selected for the inaugural AFCA 30 Under 30 Coaches' Leadership Institute. As a player, he recorded 190 tackles, 12.5 tackles for loss, and five interceptions over four seasons at Azusa Pacific (2009-12), earning both bachelor's and master's degrees in business administration.

A San Diego native, Danielson began his collegiate playing career at the University of San Diego (2007-08) after attending Horizon High School. He and his wife, Raechel, are proud parents to daughters Eleanor and Rosalie and son William.

COACHING EXPERIENCE

Boise State	2017-Present
Head Coach	2023-Present
DC/Inside Linebackers	2021-23
STUD	2018-20
Defensive Graduate Assistant	2017
Azusa Pacific	2013-16
Linebackers/Recruiting Coordinator	2016
Linebackers	2013-15

BOWL EXPERIENCE

- 2024 Fiesta Bowl
- 2023 LA Bowl
- 2022 Frisco Bowl
- 2019 Las Vegas Bowl
- 2018 First Responder Bowl
- 2017 Las Vegas Bowl

DANIELSON VS. OPPONENT

Opponent	Record
Air Force	2-0
App State	1-0
Eastern Washington	1-0
Georgia Southern	1-0
Hawai'i	1-0
Nevada	1-0
Notre Dame	0-1
Oregon	0-1
Oregon State	1-0
Penn State	0-1
Portland State	1-0
San Diego State	1-0
San Jose State	1-0
UCLA	0-1
UNLV	3-0
USF	0-1
Utah State	2-0
Washington State	1-0
Wyoming	1-0
Total	18-5



BOISE STATE COACHING STAFF



GAMEDAY:
FIELD

ERIK CHINANDER

Defensive Coordinator / Defensive Line
23rd Year in Coaching - Third Year at Boise State
Alma Mater: Iowa, 2003

COACHING EXPERIENCE

2003	Ellsworth CC	OL/DL
2004-09	Northern Iowa	Tight Ends
2010	Oregon	Intern
2011-12	Oregon	Defensive GA
2013	Philadelphia Eagles	Asst. Defensive Line
2014-15	Oregon	Outside Linebackers
2016-17	UCF	Defensive Coordinator
2018-22	Nebraska	Defensive Coordinator
2023	Boise State	Asst. HC/DL/Def Run Coord.
2024-pres.	Boise State	Defensive Coord./DL



GAMEDAY:
FIELD

TIM KEANE

Run Game Coordinator / Offensive Line
18th Year in Coaching - Fifth Year at Boise State
Alma Mater: UC Davis, 2007

COACHING EXPERIENCE

2007	UC Davis	Quality Control (Off.)
2008-09	Tulane	Offensive GA
2010	UC Davis	RBs/Punt Return
2011-12	UC Davis	Offensive Line
2013-15	College of Idaho	Offensive Coordinator
2016-20	UC Davis	Offensive Line
2021-24	Boise State	Offensive Line
2025-pres.	Boise State	Run Game Coordinator/DL



GAMEDAY:
PRESS BOX

NATE POTTER

Offensive Coordinator / Tight Ends
12th Year in Coaching - Eighth Year at Boise State
Alma Mater: Boise State, 2011

COACHING EXPERIENCE

2014	Boise State	Quality Control (Off.)
2015-17	Boise State	Offensive GA
2018	College of Idaho	Offensive Line
2019-21	Montana State	Tight Ends
2022-24	Boise State	Run Game Coord./TEs
2025-pres.	Boise State	Offensive Coord./TEs



GAMEDAY:
FIELD

STACY COLLINS

Asst. Head Coach / Special Teams Coord. / Linebackers
27th Year in Coaching - Third Year at Boise State
Alma Mater: Western Oregon, 1998

COACHING EXPERIENCE

1999-2001	Western Oregon	Sp. Tms Coord./LBs
1999-2001	Vienna [Austria]	Interim HC/DC
2002	South Dakota Mines	DC/Sp. Tms Coord.
2003	Western Washington	Sp. Tms Coord./LBs
2005-06	Idaho State	Linebackers
2007	Southern Oregon	Def. Coord./Rec. Coord.
2008-10	Central Washington	Sp. Tms Coord./DL/LBs
2011	Portland State	Asst. HC/Sp. Tms Coord.
2012-15	South Dakota Mines	Head Coach/STC
2016	Utah State	Special Teams Coord.
2017-18	Utah State	Inside Linebackers
2019	Utah State	Sp. Tms Coord./Inside LBs
2020	Utah State	Co-DC/Safeties
2021	Boise State	Sp. Tms Coord./EDGE
2022-23	Penn State	Sp. Tms Coord./EDGE
2024-pres.	Boise State	Asst. HC/STC/LBs



GAMEDAY:
FIELD

MATT MILLER

Co-Offensive Coordinator / Wide Receivers
11th Year in Coaching - Seventh Year at Boise State
Alma Mater: Boise State, 2014

COACHING EXPERIENCE

2015	Boise State	Quality Control (Off.)
2016-18	Montana State	Wide Receivers
2018-19	Montana State	Offensive Coordinator
2020-23	Boise State	Wide Receivers
2024	Boise State	Pass Game Coordinator/WRs
2025-pres.	Boise State	Co-Offensive Coordinator/WRs



GAMEDAY:
FIELD

TYLER STOCKTON

Co-Defensive Coordinator / Safeties
12th Year in Coaching - Second Year at Boise State
Alma Mater: Notre Dame, 2013

COACHING EXPERIENCE

2014-15	UConn	Defensive GA
2016-17	Western Illinois	Run Game Coord./DL
2018	Western Illinois	Defensive Coord./OLBs
2019	Ball State	Co-Defensive Coord./ILBs
2020	Ball State	Defensive Coordinator/ILBs
2022-23	Ball State	Asst. HC/DC/ILBs
2024-pres.	Boise State	Co-Defensive Coord./S



GAMEDAY:
FIELD

JABRIL FRAZIER

EDGE
Sixth Year in Coaching - Sixth Year at Boise State
Alma Mater: Boise State, 2019

COACHING EXPERIENCE

2020-22	Boise State	Graduate Assistant
2023-pres.	Boise State	EDGE



GAMEDAY:
FIELD

JAMES MONTGOMERY

Running Backs
13th Year in Coaching - Third Year at Boise State
Alma Mater: Washington State, 2013

COACHING EXPERIENCE

2013	Weber State	Quality Control (Off.)
2014-15	Sacramento State	Offensive Assistant
2016-17	Sacramento State	Running Backs
2018-19	Sacramento State	RBs/Recruiting Coord.
2020-21	Cal Poly	RBs/Recruiting Coord.
2022	Fresno State	Running Backs
2023-pres.	Boise State	Running Backs



GAMEDAY:
FIELD

DEMARIO WARREN

Cornerbacks
18th Year in Coaching - Fourth Year at Boise State
Alma Mater: UC Davis, 2008

COACHING EXPERIENCE

2008-13	Southern Utah	Defensive Backs
2014-15	Southern Utah	Defensive Coordinator
2016-21	Southern Utah	Head Coach
2022	Boise State	Cornerbacks
2023	Boise State	Special Teams Coord./CBs
2024-pres.	Boise State	Cornerbacks



GAMEDAY:
FIELD

ZAK HILL

Pass Game Coordinator / Quarterbacks
22nd Year in Coaching - Fifth Year at Boise State
Alma Mater: Central Washington, 2003

COACHING EXPERIENCE

2004-05	Eastern Washington	Student Assistant
2006-07	Hillsboro H.S.	Offensive Coordinator
2008	Hillsboro H.S.	Head Coach
2009-15	Eastern Washington	Pass Game Coordinator/QBs
2016	Boise State	Co-Offensive Coordinator/QBs
2017-19	Boise State	Offensive Coordinator/QBs
2020-21	Arizona State	Offensive Coordinator/QBs
2022	Gilbert North H.S.	Assistant Coach
2023	Saguaro H.S.	Head Coach
2024	Seattle Seahawks	Offensive Assistant
2025-pres.	Boise State	Pass Game Coordinator/QBs

SUPPORT STAFF

Other Assistant Coaches

Matt Fleischacker, Assistant Linebackers
George Hicks, Assistant Wide Receivers
DJ Killings, Assistant Secondary
Frank Maile, Assistant Defensive Line
Danny McDonald, Assistant Tight Ends
Derrick McMahan, Assistant Special Teams/Secondary
B.J. Mullin, Assistant Defensive Backs
Tyler Rausa, Specialists/External Relations Coordinator
Kooper Richardson, Assistant Offensive Line
Justin Udy, Assistant Quarterbacks
Demetri Washington, Assistant EDGE
Dirk Koetter, Senior Analyst

Strength and Conditioning

Benjamin Hilgart, Director of Sports Performance
Jaylan Reid, Associate Director of Sports Performance
Tom Keay, Assistant Director of Sports Performance
Collin McKelvey, Assistant Director of Sports Performance
Marques White, Assistant Director of Sports Performance

Sports Medicine

Jeremy Busch, Assistant AD of Athletic Training
McKenna Drevno, Associate Athletic Trainer
Michael Fanning, Assistant Athletic Trainer
Brandon Voigt, Assistant Athletic Trainer

Administration

Charlotte Siegel, Assistant AD/Chief of Staff
Brandon Jones, General Manager
Lou Major, Assistant AD, Football External Affairs/BroncoPRO
Kyle Young, Director of Player Personnel
Keaton Davis, Football Operations Coordinator
Bailey Hawkins, Head Coach Operations and Program Engagement
Shauny Fisk, GA Football Recruiting & Operations

Equipment Staff

Dale Holste, Associate Director of Equipment Operations
Blake Schulte, Assistant Director of Equipment Operations

Football Video

Parker Weber, Director of Video

Sports Nutrition

Samantha Wade, Assistant AD, Performance Nutrition

Communications and Creative

Chris Kutz, Associate AD of External Affairs
Chris Mitchell, Asst. AD, Bronco Productions
Colby Harms, Senior Director of Creative Solutions
Alex Powell, Director of Graphic Design
Alex Semadeni, Director of Sports Communications
David Dietrich, Assistant Director of Sports Communications
Sam Harrison, Assistant Director of Bronco Productions
Kenna Harbison, Graduate Assistant, Photography
Kirby Milam, Bronco Productions Student

BOISE STATE NUMERICAL ROSTER



#	NAME	POS	CL	HT	WT	HOMETOWN	PREVIOUS SCHOOL(S)
0	Ty Benefield	S	Jr.	6-2	205	Altadena, Calif.	Crean Lutheran HS
1	Jambres Dubar	RB	Jr.	6-0	205	Anna, Texas	Anna HS
3	Latrell Caples	WR	6th	6-0	195	Lancaster, Texas	Lancaster HS
4	Davon Banks	CB	R-Sr.	5-11	188	San Jacinto, Calif.	Washington / San Jacinto HS
4	Maddux Madsen	QB	R-Jr.	5-10	207	Lehi, Utah	American Fork HS
5	Chris Marshall	WR	R-Jr.	6-3	215	Missouri City, Texas	Kilgore JC / Ole Miss / Texas A&M / Fort Bend Marshall HS
5	Jayden Virgin-Morgan	EDGE	R-Jr.	6-3	269	San Diego, Calif.	Mt. Carmel HS
6	Jeremiah Earby	CB	Sr.	6-2	186	East Palo Alto, Calif.	California / Menlo-Atherton HS
7	A'Marion McCoy	CB	5th	6-0	180	East Palo Alto, Calif.	Laney College / Menlo-Atherton HS
8	Malik Sherrod	RB	6th	5-8	177	Oxnard, Calif.	Fresno State / Pacifica HS
10	Derek Ganter Jr.	S	R-So.	6-0	212	Pasadena, Calif.	Eastern Washington / Arcadia HS
13	Sterling Lane II	EDGE	R-Jr.	6-3	238	St. Louis, Mo.	Arizona / Oaks Christian HS
13	Chase Penry	WR	R-Sr.	6-0	192	Denver, Colo.	Colorado / Cherry Creek HS
14	Max Cutforth	QB	R-So.	6-2	208	Nampa, Idaho	Skyview HS
14	Demetrius Freeney	CB	R-Jr.	6-0	187	San Leandro, Calif.	Arizona / Miami (FL) / College of San Mateo / San Leandro HS
15	Zeke Martinez	QB	Fr.	6-0	215	Meridian, Idaho	Meridian HS
15	Malakai Williams	EDGE	R-Sr.	6-5	252	Chandler, Ariz.	Idaho / American Leadership Academy
16	Kaleb Annett	QB	R-Fr.	6-3	195	Newport Beach, Calif.	Corona del Mar HS
16	Franklyn Johnson Jr.	CB	R-So.	5-10	172	Little Elm, Texas	Little Elm HS
17	Clay Martineau	LB	So.	6-3	227	Oregon City, Ore.	Oregon City HS
17	Demetric Whitlock Jr.	WR	R-Jr.	6-0	185	Gilbert, La.	Hutchinson CC / Neville HS
18	Samuel Brooks	LB	Jr.	6-1	200	Duval County, Fla.	Dodge City CC / Baldwin HS
19	Dion Washington	DL	R-Sr.	6-2	305	Las Vegas, Nev.	Hawai'i / Nevada / Shadow Ridge HS
20	Jaden Mickey	CB	R-Jr.	6-0	182	Eastvale, Calif.	Notre Dame / Centennial HS
21	Zion Washington	S	R-Sr.	6-1	214	Frisco, Texas	Reedy HS
22	Chase Martin	LB	Jr.	6-1	225	Thousand Oaks, Calif.	Thousand Oaks HS
23	Sherrod Smith	CB	So.	6-1	185	East Palo Alto, Calif.	College of San Mateo / Menlo-Atherton HS
24	Dylan Riley	RB	So.	5-10	192	Moreno Valley, Calif.	Rancho Verde HS
25	Quinton Brown	WR	Fr.	5-8	165	Argyle, Texas	Liberty Christian HS
25	Jaylen Webb	S	Jr.	6-2	196	Fort Worth, Texas	Kilgore JC / Kennedale HS
26	Sire Gaines	RB	R-Fr.	6-0	217	Perris, Calif.	Orange Vista HS
27	Kayden Chan	WR	R-Jr.	5-9	190	Boise, Idaho	Santa Barbara City College / Mountain View HS
28	Seth Knothe	RB	R-Jr.	6-1	214	Boise, Idaho	Bishop Kelly HS
29	Arthur de Boachie	S	Fr.	6-0	192	Amsterdam, The Netherlands	NFL Academy (England)
29	AJ Jones	WR	Fr.	6-1	180	Murrieta, Calif.	Vista Murrieta HS
30	Jarrett Reeser	K/P	R-Jr.	5-9	205	Canyon Country, Calif.	Michigan State / San Diego State / Canyon HS
31	Cole Miller	S	R-So.	6-0	186	Boise, Idaho	Bishop Kelly HS
32	Ja'Bree Bickham	S	Fr.	6-3	182	McKinney, Texas	McKinney HS
33	Josiah Alanis	S	Fr.	6-1	186	Vancouver, Wash.	Evergreen HS
34	Greg Ard	RB	Fr.	5-10	190	New Orleans, La.	McKinney North HS
34	Dominik Calhoun	S	Fr.	5-11	185	Pittsburg, Calif.	Pittsburg HS
35	Colton Boomer	K	R-Jr.	5-10	175	Lake Mary, Fla.	UCF / Lake Mary HS
35	Trey Tolmaire	CB	R-Fr.	5-11	185	Mission Viejo, Calif.	Mission Viejo HS
36	Tahj Crutchfield	CB	Fr.	5-11	180	Eastvale, Calif.	Rancho Cucamonga HS
37	Oscar Doyle	P	Jr.	6-3	214	Brisbane, Australia	Weber State / Prokick Australia
38	Travis Anderson	S	R-Fr.	5-11	190	Mission Viejo, Calif.	Mission Viejo HS
39	Timothy Mitchell	CB	R-Fr.	5-10	182	Portland, Ore.	Central Catholic HS
40	De'Shawn Toilolo	EDGE	Fr.	6-2	234	Lehi, Utah	Skyridge HS
41	Boen Phelps	LB	R-So.	6-1	215	Spokane, Wash.	Freeman HS
42	Mason Hutton	LS	R-Sr.	6-5	230	Riverside, Calif.	Hillcrest HS
43	Jake Ripp	LB	R-Jr.	6-3	240	Los Gatos, Calif.	Los Gatos HS
44	Syncere Brackett-Lambey	LB	Fr.	6-2	233	Compton, Calif.	Centennial HS
45	Markell Bowens	EDGE	Fr.	6-5	240	Pocatello, Idaho	Highland HS
45	Troy Grizzle	TE	R-Fr.	6-3	246	Meridian, Idaho	Mountain View HS
46	Carter Kuchenbuch	TE	Fr.	6-5	238	Okanogan, Wash.	Okanogan HS
47	Kaden Anderson	TE	R-Fr.	6-3	232	Chandler, Ariz.	Chandler HS
48	Canaan Moore	K	Fr.	5-11	170	Vancouver, Wash.	Union HS
49	AJ Maes	WR	R-So.	6-3	197	Palos Verdes, Calif.	Peninsula HS
50	Jaden Williams	EDGE	Fr.	6-3	245	Mission Viejo, Calif.	Mission Viejo HS
51	Roman Caywood	EDGE	R-Fr.	6-3	240	Draper, Utah	Corner Canyon HS
52	Stewart Taufa	OL	Fr.	6-1	302	St. George, Utah	Bishop Gorman HS
53	Marco Notarainni	LB	R-Sr.	6-3	240	San Diego, Calif.	Torrey Pines HS
54	Hunter Higham	LS	R-So.	6-3	245	Shelley, Idaho	Hawai'i / Shelley HS
55	Mana Tuioti	LB	Fr.	5-10	228	Eugene, Ore.	Sheldon HS

#	NAME	POS	CL	HT	WT	HOMETOWN	PREVIOUS SCHOOL(S)
56	Mason Jacobsen	EDGE	R-Jr.	6-2	245	Belgrade, Mont.	Rocky Mountain HS
58	Trevor McKenna	DL	R-Fr.	6-6	287	Boise, Idaho	Borah HS
59	Jameson Perry	OL	Fr.	6-5	290	Meridian, Idaho	Mountain View HS
60	Spencer Gieg	DL	R-Jr.	6-2	278	Morgan Hill, Calif.	Valley Christian HS
61	JJ Talo	OL	R-Jr.	6-3	305	Kearns, Utah	Kearns HS
62	Roger Carreon	OL	R-Jr.	6-5	310	Jal, N.M.	Jal HS
63	Mason Randolph	OL	R-Sr.	6-4	310	Yorba Linda, Calif.	Yorba Linda HS
64	Carson Rasmussen	OL	R-So.	6-5	300	Meridian, Idaho	Owyhee HS
65	Hall Schmidt	OL	R-Jr.	6-7	310	Gig Harbor, Wash.	Peninsula HS
66	Jacob Tracy	OL	Fr.	6-6	300	Yelm, Wash.	Yelm HS
67	Jason Steele	OL	R-So.	6-4	300	Temecula, Calif.	Murrieta Valley HS
68	Jake Steele	OL	R-Jr.	6-4	302	Temecula, Calif.	San Jose State / Murrieta Valley HS
69	Tayo Omotinugbon	OL	R-Fr.	6-2	288	Queen Creek, Ariz.	Queen Creek HS
70	Kyle Cox	OL	R-So.	6-6	300	Eatonville, Wash.	Eatonville HS
71	Miles Walker	OL	R-So.	6-5	317	Greenwich, Conn.	Ohio State / Brunswick School
72	Zach Holmes	OL	R-Sr.	6-2	295	West Linn, Ore.	Oregon State / West Linn HS
73	Parker Perkins	OL	R-Fr.	6-2	300	Middleton, Idaho	Middleton HS
74	Alma Taleni	OL	R-Fr.	6-7	297	Coomera, Australia	Utah / Upper Coomera State College
75	Daylon Metoyer	OL	R-Jr.	6-4	321	Hesperia, Calif.	Mt. SAC / Oak Hills HS
76	Greg Bienvenue	OL	R-Fr.	6-4	303	Mesa, Ariz.	Desert Ridge HS
77	Kage Casey	OL	R-Jr.	6-5	311	Happy Valley, Ore.	Clackamas HS
78	Tyler Keinath	OL	R-Sr.	6-2	318	Elk Grove, Calif.	Western Illinois / American River College / Franklin HS
79	Connor Warkentin	OL	R-Fr.	6-5	293	Bakersfield, Calif.	Centennial HS
80	Cameron Bates	WR	So.	5-10	180	Mansfield, Texas	Mansfield Timberview HS
81	Kamryn Jones	WR	Fr.	6-2	210	Temecula, Calif.	Rancho Christian HS
82	Ben Ford	WR	R-Sr.	5-10	187	Eagle, Idaho	Eagle HS
83	Qumonte Williams Jr.	WR	Fr.	6-5	190	Fort Worth, Texas	All Saints Episcopal HS
84	Gavin Packer	WR	Fr.	5-10	180	Vancouver, Wash.	Skyview HS
85	Matt Lauter	TE	R-Sr.	6-3	245	Gainesville, Fla.	Torrey Pines HS
86	Austin Terry	TE	R-Jr.	6-3	245	Tumwater, Wash.	Tumwater HS
87	Mitch Bothwell	TE	R-Sr.	6-4	245	Fort Worth, Texas	Villanova / All Saints Episcopal HS
88	Matt Wagner	TE	R-So.	6-5	250	Prosper, Texas	Rock Hill HS
89	Kobe Young	WR	R-Sr.	6-7	205	Pasco, Wash.	Cal State Fullerton / Chiawana HS
90	Braxton Fely	DL	Sr.	6-1	296	Orem, Utah	Timpview HS
91	Bol Bol	EDGE	Fr.	6-4	240	Brooks, Alberta	Yelm HS
92	David Latu	DL	R-Jr.	6-4	325	Rosepark, Utah	BYU / Snow College / Brigham HS
93	Ryder Swanson	DL	Fr.	6-3	290	Oregon City, Ore.	Oregon City HS
94	Keanu Mailoto	DL	R-Sr.	6-5	282	Auburn, Wash.	Arizona / Mt. SAC / Auburn Mountainview HS
95	Max Stege	DL	Jr.	6-4	269	Cologne, Germany	Cologne (Germany)
96	Lopez Sanusi	DL	R-Fr.	6-3	307	Dublin, Ireland	NFL Academy (England)
96	Luke Voorhees	TE	R-Sr.	6-3	242	Arbuckle, Calif.	Pierce HS
97	Hayden Hanks	DL	R-Fr.	6-3	300	Thompson Falls, Mont.	Thompson Falls HS
98	Bethel Imasuen	DL	Fr.	6-4	290	Reading, England	Acalanes HS
99	Michael Madrie	DL	R-So.	6-4	290	Argyle, Texas	Argyle HS

PRONUNCIATION GUIDE

Josiah Alanis	(ah-luh-NEES)	AJ Maes	(MAYS)
Kaleb Annett	(uh-NET)	Keanu Mailoto	(kee-AH-nu / muh-LOH-toh)
Davon Banks	(duh-VON)	Clay Martineau	(MARR-tin-oh)
Ja'Bree Bickham	(juh-BREE BICK-um)	A'Marion McCoy	(uh-MARR-ee-on)
Greg Bienvenue	(bee-ENN-veh-new)	Daylon Metoyer	(meh-TOY-urr)
Bol Bol	(BOWL / BOWL)	Canaan Moore	(KAY-nin)
Mitchell Bothwell	(BAATH-well)	Marco Notarainni	(noh-TREE-ah-nee)
Syncere Brackett-Lambey	(sin-SEER / BRACK-ett / LAM-bay)	Tayo Omotinugbon	(TIE-oh / oh-MOT-uh-nee-bonn)
Latrell Caples	(luh-TRELL / CAPE-uhs)	Boen Phelps	(BOH-en)
Roger Carreon	(CARRY-on)	Lopez Sanusi	(san-OOH-see)
Arthur de Boachie	(dih-BWOH-chee)	Malik Sherrod	(shuh-ROD)
Jambres Dubar	(JAM-brees)	Sherrod Smith	(shuh-ROD)
Jeremiah Earby	(ERR-bee)	Max Stege	(stej)
Braxton Fely	(FEE-lee)	Alma Taleni	(AL-muh / tuh-LAY-nee)
Spencer Gieg	(gig)	JJ Talo	(TAH-low)
Hunter Higham	(HIGH-em)	Stewart Taufa	(TAO-fuh)
Bethel Imasuen	(IMM-uh-soo-en)	De'Shawn Toilolo	(toy-LOH-loh)
Tyler Keinath	(KIGH-neth)	Trey Tolmaire	(TOLL-mair)
Seth Knothe	(not)	Mana Tuioti	(MAH-nuh / too-ee-OH-tee)
Carter Kuchenbuch	(KOO-ken-boo)	Luke Voorhees	(VORR-hees)
David Latu	(LAH-too)	Connor Warkentin	(WORR-kenn-tinn)
Matt Lauter	(LAW-tur)	Demetric Whitlock Jr.	(duh-MEE-trick)
Michael Madrie	(MAD-ree)		



BOISE STATE ALPHABETICAL ROSTER

#	NAME	POS	CL	HT	WT	HOMETOWN	PREVIOUS SCHOOL(S)
33	Josiah Alanis	S	Fr.	6-1	186	Vancouver, Wash.	Evergreen HS
38	Travis Anderson	S	R-Fr.	5-11	190	Mission Viejo, Calif.	Mission Viejo HS
47	Kaden Anderson	TE	R-Fr.	6-3	232	Gilbert, Ariz.	Chandler HS
16	Kaleb Annett	QB	R-Fr.	6-3	195	Newport Beach, Calif.	Corona del Mar HS
34	Greg Ard	RB	Fr.	5-10	190	McKinney, Texas	McKinney North HS
4	Davon Banks	CB	R-Sr.	5-11	188	San Jacinto, Calif.	Washington / San Jacinto HS
80	Cameron Bates	WR	So.	5-10	180	Mansfield, Texas	Mansfield Timberview HS
0	Ty Benefeld	S	Jr.	6-2	205	Irvine, Calif.	Crean Lutheran HS
32	Ja'Bree Bickham	S	Fr.	6-3	182	McKinney, Texas	McKinney HS
76	Greg Bienvenue	OL	R-Fr.	6-4	303	Mesa, Ariz.	Desert Ridge HS
91	Bol Bol	EDGE	Fr.	6-4	240	Brooks, Alberta	Yelm HS
35	Colton Boomer	K	R-Jr.	5-10	175	Lake Mary, Fla.	UCF / Lake Mary HS
87	Mitch Bothwell	TE	R-Sr.	6-4	245	Fort Worth, Texas	Villanova / All Saints Episcopal HS
45	Markell Bowens	EDGE	Fr.	6-5	240	Pocatello, Idaho	Highland HS
44	Syncere Brackett-Lambey	LB	Fr.	6-2	233	Compton, Calif.	Centennial HS
18	Samuel Brooks	LB	Jr.	6-1	200	Duval County, Fla.	Dodge City CC / Baldwin HS
25	Quinton Brown	WR	Fr.	5-8	165	Argyle, Texas	Liberty Christian HS
34	Dominik Calhoun	S	Fr.	5-11	185	Pittsburg, Calif.	Pittsburg HS
3	Latrell Caples	WR	6th	6-0	195	Lancaster, Texas	Lancaster HS
62	Roger Carreon	OL	R-Jr.	6-5	310	Jal, N.M.	Jal HS
77	Kage Casey	OL	R-Jr.	6-5	311	Happy Valley, Ore.	Clackamas HS
51	Roman Caywood	EDGE	R-Fr.	6-3	240	Draper, Utah	Corner Canyon HS
27	Kayden Chan	WR	R-Jr.	5-9	190	Boise, Idaho	Santa Barbara City College / Mountain View HS
70	Kyle Cox	OL	R-So.	6-6	300	Eatonville, Wash.	Eatonville HS
36	Tahj Crutchfield	CB	Fr.	5-11	180	Eastvale, Calif.	Rancho Cucamonga HS
14	Max Cutforth	QB	R-So.	6-2	208	Nampa, Idaho	Skyview HS
29	Arthur de Boachie	S	Fr.	6-0	192	Amsterdam, The Netherlands	NFL Academy (England)
37	Oscar Doyle	P	Jr.	6-3	214	Brisbane, Australia	Weber State / Proklick Australia
1	Jambres Dubar	RB	Jr.	6-0	205	Anna, Texas	Anna HS
6	Jeremiah Earby	CB	Sr.	6-2	186	East Palo Alto, Calif.	California / Menlo-Atherton HS
90	Braxton Fely	DL	Sr.	6-1	296	Orem, Utah	Timpview HS
82	Ben Ford	WR	R-Sr.	5-10	187	Eagle, Idaho	Eagle HS
14	Demetrius Freeney	CB	R-Jr.	6-0	187	San Leandro, Calif.	Arizona / Miami (FL) / College of San Mateo / San Leandro HS
26	Sire Gaines	RB	R-Fr.	6-0	217	Perris, Calif.	Orange Vista HS
10	Derek Ganter Jr.	S	R-So.	6-0	212	Pasadena, Calif.	Eastern Washington / Arcadia HS
60	Spencer Gieg	DL	R-Jr.	6-2	278	Morgan Hill, Calif.	Valley Christian HS
45	Troy Grizzle	TE	R-Fr.	6-3	246	Meridian, Idaho	Mountain View HS
97	Hayden Hanks	DL	R-Fr.	6-3	300	Thompson Falls, Mont.	Thompson Falls HS
54	Hunter Higham	LS	R-So.	6-3	245	Shelley, Idaho	Hawai'i / Shelley HS
72	Zach Holmes	OL	R-Sr.	6-2	295	West Linn, Ore.	Oregon State / West Linn HS
42	Mason Hutton	LS	R-Fr.	6-5	230	Riverside, Calif.	Hillcrest HS
98	Bethel Imasuen	DL	Fr.	6-4	290	Reading, England	Acalanes HS
56	Mason Jacobsen	EDGE	R-Jr.	6-2	245	Belgrade, Mont.	Rocky Mountain HS
16	Franklyn Johnson Jr.	CB	R-So.	5-10	172	Little Elm, Texas	Little Elm HS
29	AJ Jones	WR	Fr.	6-1	180	Murrieta, Calif.	Vista Murrieta HS
81	Kamryn Jones	WR	Fr.	6-2	210	Temecula, Calif.	Rancho Christian HS
78	Tyler Keinath	OL	R-Sr.	6-2	318	Elk Grove, Calif.	Western Illinois / American River College / Franklin HS
28	Seth Knothe	RB	R-Jr.	6-1	214	Meridian, Idaho	Bishop Kelly HS
46	Carter Kuchenbuch	TE	Fr.	6-5	238	Okanogan, Wash.	Okanogan HS
13	Sterling Lane II	EDGE	R-Jr.	6-3	238	St. Louis, Mo.	Arizona / Oaks Christian HS
92	David Latu	DL	R-Jr.	6-4	325	Rosepark, Utah	BYU / Snow College / Brigham HS
85	Matt Lauter	TE	R-Sr.	6-3	245	Gainesville, Fla.	Torrey Pines HS
99	Michael Madrie	DL	R-So.	6-4	290	Argyle, Texas	Argyle HS
4	Maddux Madsen	QB	R-Jr.	5-10	207	Lehi, Utah	American Fork HS
49	AJ Maes	WR	R-So.	6-3	197	Palos Verdes, Calif.	Peninsula HS
94	Keanu Mailoto	DL	R-Sr.	6-5	282	Auburn, Wash.	Arizona / Mt. SAC / Auburn Mountainview HS
5	Chris Marshall	WR	R-Jr.	6-3	215	Missouri City, Texas	Kilgore JC / Ole Miss / Texas A&M / Fort Bend Marshall HS
22	Chase Martin	LB	Jr.	6-1	225	Thousand Oaks, Calif.	Thousand Oaks HS
17	Clay Martineau	LB	So.	6-3	227	Oregon City, Ore.	Oregon City HS
15	Zeke Martinez	QB	Fr.	6-0	215	Meridian, Idaho	Meridian HS
7	A'Marion McCoy	CB	5th	6-0	180	East Palo Alto, Calif.	Laney College / Menlo-Atherton HS
58	Trevor McKenna	DL	R-Fr.	6-6	287	Boise, Idaho	Borah HS
75	Daylon Metoyer	OL	R-Jr.	6-4	321	Hesperia, Calif.	Mt. SAC / Oak Hills HS
20	Jaden Mickey	CB	R-Jr.	6-0	182	Eastvale, Calif.	Notre Dame / Centennial HS
31	Cole Miller	S	R-So.	6-0	186	Boise, Idaho	Bishop Kelly HS
39	Timothy Mitchell	CB	R-Fr.	5-10	182	Portland, Ore.	Central Catholic HS

#	NAME	POS	CL	HT	WT	HOMETOWN	PREVIOUS SCHOOL(S)
48	Canaan Moore	K	Fr.	5-11	170	Vancouver, Wash.	Union HS
53	Marco Notarainni	LB	R-Sr.	6-3	240	San Diego, Calif.	Torrey Pines HS
69	Tayo Omotinugbon	OL	R-Fr.	6-2	288	Queen Creek, Ariz.	Queen Creek HS
84	Gavin Packer	WR	Fr.	5-10	180	Vancouver, Wash.	Skyview HS
13	Chase Penry	WR	R-Sr.	6-0	192	Denver, Colo.	Colorado / Cherry Creek HS
73	Parker Perkins	OL	R-Fr.	6-2	300	Middleton, Idaho	Middleton HS
59	Jameson Perry	OL	Fr.	6-5	290	Meridian, Idaho	Mountain View HS
41	Boen Phelps	LB	R-So.	6-1	215	Spokane, Wash.	Freeman HS
63	Mason Randolph	OL	R-Sr.	6-4	310	Yorba Linda, Calif.	Yorba Linda HS
64	Carson Rasmussen	OL	R-So.	6-5	300	Meridian, Idaho	Owyhee HS
30	Jarrett Reeser	K/P	R-Jr.	5-9	205	Canyon Country, Calif.	Michigan State / San Diego State / Canyon HS
24	Dylan Riley	RB	So.	5-10	192	Moreno Valley, Calif.	Rancho Verde HS
43	Jake Ripp	LB	R-Jr.	6-3	240	Los Gatos, Calif.	Los Gatos HS
96	Lopez Sanusi	DL	R-Fr.	6-3	307	Dublin, Ireland	NFL (England) Academy
65	Hall Schmidt	OL	R-Jr.	6-7	310	Gig Harbor, Wash.	Peninsula HS
8	Malik Sherrod	RB	6th	5-8	177	Oxnard, Calif.	Fresno State / Pacifica HS
23	Sherrod Smith	CB	So.	6-1	185	East Palo Alto, Calif.	College of San Mateo / Menlo-Atherton HS
68	Jake Steele	OL	R-Jr.	6-4	302	Temecula, Calif.	San Jose State / Murrieta Valley HS
67	Jason Steele	OL	R-So.	6-4	300	Temecula, Calif.	Murrieta Valley HS
95	Max Stege	DL	Jr.	6-4	269	Cologne, Germany	Cologne (Germany)
93	Ryder Swanson	DL	Fr.	6-3	290	Oregon City, Ore.	Oregon City HS
74	Alma Taleni	OL	R-Fr.	6-7	297	Coomera, Australia	Utah / Upper Coomera State College
61	JJ Talo	OL	R-Jr.	6-3	305	Kearns, Utah	Kearns HS
52	Stewart Taufa	OL	Fr.	6-1	302	St. George, Utah	Bishop Gorman HS
86	Austin Terry	TE	R-Jr.	6-3	245	Tumwater, Wash.	Tumwater HS
40	De'Shawn Toilolo	EDGE	Fr.	6-2	234	Lehi, Utah	Skyridge HS
35	Treyvon Tolmaire	CB	R-Fr.	5-11	185	Mission Viejo, Calif.	Mission Viejo HS
66	Jacob Tracy	OL	Fr.	6-6	300	Yelm, Wash.	Yelm HS
55	Mana Tuioti	LB	Fr.	5-10	228	Eugene, Ore.	Sheldon HS
5	Jayden Virgin-Morgan	EDGE	R-Jr.	6-3	260	San Diego, Calif.	Mt. Carmel HS
96	Luke Voorhees	TE	R-Sr.	6-3	242	Arbuckle, Calif.	Pierce HS
88	Matt Wagner	TE	R-So.	6-5	250	Prosper, Texas	Rock Hill HS
71	Miles Walker	OL	R-So.	6-5	317	Greenwich, Conn.	Ohio State / Brunswick School
79	Connor Warkentin	OL	R-Fr.	6-5	293	Bakersfield, Calif.	Centennial HS
19	Dion Washington	DL	R-Sr.	6-2	305	Las Vegas, Nev.	Hawai'i / Nevada / Shadow Ridge HS
21	Zion Washington	S	R-Sr.	6-1	214	Frisco, Texas	Reedy HS
25	Jaylen Webb	S	Jr.	6-2	196	Fort Worth, Texas	Kilgore JC / Kennedale HS
17	Demetric Whitlock Jr.	WR	R-Jr.	6-0	185	Gilbert, La.	Hutchinson CC / Neville HS
50	Jaden Williams	EDGE	Fr.	6-3	245	Mission Viejo, Calif.	Mission Viejo HS
15	Malakai Williams	EDGE	R-Sr.	6-5	252	Chandler, Ariz.	Idaho / American Leadership Academy
83	Qumonte Williams Jr.	WR	Fr.	6-5	190	Fort Worth, Texas	All Saints Episcopal HS
89	Kobe Young	WR	R-Sr.	6-7	205	Pasco, Wash.	Cal State Fullerton / Chiawana HS

PRONUNCIATION GUIDE

Josiah Alanis	(ah-luh-NEES)	AJ Maes	(MAYS)
Kaleb Annett	(uh-NET)	Keanu Mailoto	(kee-AH-nu / muh-LOH-toh)
Davon Banks	(duh-VON)	Clay Martineau	(MARR-tin-oh)
Ja'Bree Bickham	(juh-BREE BICK-um)	A'Marion McCoy	(uh-MARR-ee-on)
Greg Bienvenue	(bee-ENN-veh-new)	Daylon Metoyer	(meh-TOY-urr)
Bol Bol	(BOWL / BOWL)	Canaan Moore	(KAY-nin)
Mitchell Bothwell	(BAHTH-well)	Marco Notarainni	(noh-TREE-ah-nee)
Syncere Brackett-Lambey	(sin-SEER / BRACK-ett / LAM-bay)	Tayo Omotinugbon	(TIE-oh / oh-MOT-uh-nee-bonn)
Latrell Caples	(luh-TRELL / CAPE-uhs)	Boen Phelps	(BOH-en)
Roger Carreon	(CARRY-on)	Lopez Sanusi	(san-OOH-see)
Arthur de Boachie	(dih-BWOH-chee)	Malik Sherrod	(shuh-ROD)
Jambres Dubar	(JAM-breese)	Sherrod Smith	(shuh-ROD)
Jeremiah Earby	(ERR-bee)	Max Stege	(steeg)
Braxton Fely	(FEE-lee)	Alma Taleni	(AL-muh / tuh-LAY-nee)
Spencer Gieg	(gig)	JJ Talo	(TAH-low)
Hunter Higham	(HIGH-em)	Stewart Taufa	(TAO-fuh)
Bethel Imasuen	(IMM-uh-soo-en)	De'Shawn Toilolo	(toy-LOH-loh)
Tyler Keinath	(KIGH-neth)	Trey Tolmaire	(TOLL-mair)
Seth Knothe	(not)	Mana Tuioti	(MAH-nuh / too-ee-OH-tee)
Carter Kuchenbuch	(KOO-ken-boo)	Luke Voorhees	(VORR-hees)
David Latu	(LAH-too)	Connor Warkentin	(WORR-kenn-tinn)
Matt Lauter	(LAW-tur)	Demetric Whitlock Jr.	(duh-MEE-trick)
Michael Madrie	(MAD-ree)		



OFFENSE

POS.	NO.	NAME	PRONUNCIATION	HT	WT	CL
X	5	Chris Marshall		6-3	215	R-Jr.
	83	Qumonte Williams Jr.		6-5	190	Fr.
F	3	Latrell Caples	luh-TRELL CAPE-uhls	6-0	195	6th
	25	Quinton Brown, OR		5-8	165	Fr.
	13	Chase Penry		6-0	192	R-Sr.
LT	77	Kage Casey		6-5	311	R-Jr.
	70	Kyle Cox		6-6	300	R-So.
LG	78	Tyler Keinath, OR	KIGH-neth	6-2	318	R-Sr.
	67	Jason Steele		6-4	300	R-So.
C	68	Jake Steele		6-4	302	R-Jr.
	63	Mason Randolph		6-4	310	R-Sr.
RG	72	Zach Holmes		6-2	295	R-Sr.
	62	Roger Carreon	CARRY-on	6-5	310	R-Jr.
RT	64	Carson Rasmussen		6-5	300	R-So.
	75	Daylon Metoyer, OR	meh-TOY-urr	6-4	321	R-Jr.
TE	65	Hall Schmidt		6-7	310	R-Jr.
	74	Alma Taleni	AL-muh tuh-LAY-nee	6-7	297	R-Fr.
Z	85	Matt Lauter	LAW-tur	6-3	245	R-Sr.
	88	Matt Wagner		6-5	250	R-So.
QB	80	Cameron Bates, OR		5-10	180	So.
	82	Ben Ford		5-10	187	R-Sr.
RB	17	Demetric Whitlock Jr.	duh-MEE-trick	6-0	185	R-Jr.
	4	Maddux Madsen		5-10	207	R-Jr.
BS	14	Max Cutforth		6-2	208	R-So.
	26	Sire Gaines, OR		6-0	217	R-Fr.
FC	8	Malik Sherrod	shuh-ROD	5-8	177	6th
	24	Dylan Riley		5-10	192	So.

SPECIAL TEAMS

POS.	NO.	NAME	PRONUNCIATION	HT	WT	CL
P	37	Oscar Doyle		6-3	214	Jr.
	16	Kaleb Annett		6-3	195	R-Fr.
K	35	Colton Boomer		5-10	175	R-Jr.
	48	Canaan Moore, OR	KAY-nin	5-11	170	Fr.
	30	Jarrett Reeser		5-9	205	R-Jr.
KO	35	Colton Boomer, OR		5-10	175	R-Jr.
	30	Jarrett Reeser		5-9	205	R-Jr.
	48	Canaan Moore	KAY-nin	5-11	170	Fr.
H	37	Oscar Doyle		6-3	214	Jr.
	31	Cole Miller		6-0	186	R-So.
LS	42	Mason Hutton		6-5	230	R-Sr.
	54	Hunter Higham	HIGH-em	6-3	245	R-So.
KR	8	Malik Sherrod	shuh-ROD	5-8	177	6th
	24	Dylan Riley, OR		5-10	192	So.
	80	Cameron Bates		5-10	180	So.
PR	8	Malik Sherrod	shuh-ROD	5-8	177	6th
	3	Latrell Caples	luh-TRELL CAPE-uhls	6-0	195	6th

DEFENSE

POS.	NO.	NAME	PRONUNCIATION	HT	WT	CL
DE	95	Max Stege	steej	6-4	269	Jr.
	15	Malakai Williams		6-5	252	R-Sr.
NT	92	David Latu, OR	LAH-too	6-4	325	R-Jr.
	19	Dion Washington		6-2	305	R-Sr.
	96	Lopez Sanusi	san-OOH-see	6-3	307	R-Fr.
DT	90	Braxton Fely	FEE-lee	6-1	296	Sr.
	99	Michael Madrie, OR	MAD-ree	6-4	290	R-So.
	94	Keanu Mailoto	kee-AH-nu muh-LOH-toh	6-5	282	R-Sr.
EDGE	5	Jayden Virgin-Morgan		6-3	260	R-Jr.
	91	Bol Bol, OR	BOWL BOWL	6-4	240	Fr.
	13	Sterling Lane II		6-3	238	R-Jr.
MLB	53	Marco Notarainni	noh-TREE-ah-nee	6-3	240	R-Sr.
	41	Boen Phelps		6-1	215	R-So.
WLB	43	Jake Ripp		6-3	240	R-Jr.
	17	Clay Martineau	MARR-tin-oh	6-3	227	So.
N	4	Davon Banks, OR	duh-VON	5-11	188	R-Sr.
	20	Jaden Mickey		6-0	182	R-Jr.
	29	Arthur de Boachie	dih-BWOH-chee	6-0	192	Fr.
FS	0	Ty Benefield		6-2	205	Jr.
	38	Travis Anderson, OR		5-11	190	R-Fr.
	31	Cole Miller		6-0	186	R-So.
BS	21	Zion Washington		6-1	214	R-Sr.
	10	Derek Ganter Jr., OR		6-0	212	R-So.
	18	Samuel Brooks		6-1	200	Jr.
FC	7	A'Marion McCoy	ah-MARR-ee-on	6-0	180	5th
	16	Franklyn Johnson Jr.		5-10	172	R-So.
BC	6	Jeremiah Earby	ERR-bee	6-2	186	Sr.
	14	Demetrius Freaney, OR		6-0	187	R-Jr.
	23	Sherrod Smith	shuh-ROD	6-1	185	So.

COACHING STAFF

NAME	TITLE
Spencer Danielson	Head Coach
Stacy Collins	Assistant Head Coach / Special Teams Coordinator / Linebackers
Erik Chinander	Defensive Coordinator / Defensive Line
Nate Potter	Offensive Coordinator / Tight Ends
Matt Miller	Co-Offensive Coordinator / Wide Receivers
Tyler Stockton	Co-Defensive Coordinator / Safeties
Zak Hill	Pass Game Coordinator / Quarterbacks
Tim Keane	Run Game Coordinator / Offensive Line
Jabril Frazier	EDGE
James Montgomery	Running Backs
Demario Warren	Cornerbacks
Matt Fleischacker	Assistant Linebackers
George Hicks	Assistant Wide Receivers
DJ Killings	Assistant Secondary
Frank Maile	Assistant Defensive Line
Danny McDonald	Assistant Tight Ends
Derrick McMahan	Assistant Special Teams / Assistant Secondary
B.J. Mullin	Assistant Defensive Backs
Tyler Rausa	Specialists / External Relations Coordinator
Kooper Richardson	Assistant Offensive Line
Demitri Washington	Assistant EDGE
Justin Udy	Assistant Quarterbacks
Dirk Koetter	Senior Analyst



FACTS AND FIGURES

BLOCKED KICKS

The following is a breakdown of blocked kicks since 1990:

SEASON	PAT	FG	PUNT	TOTAL
1990	2	5	5	12
1991	0	2	1	3
1992	0	0	2	2
1993	3	3	1	7
1994	2	2	0	4
1995	1	1	0	2
1996	0	1	1	2
1997	0	2	1	3
1998	0	0	0	0
1999	0	2	3	5
2000	0	0	3	3
2001	0	0	1	1
2002	0	1	4	5
2003	0	1	4	5
2004	1	1	2	4
2005	1	1	1	3
2006	0	2	0	2
2007	3	4	4	11
2008	0	2	2	4
2009	0	0	1	1
2010	0	2	2	4
2011	3	0	4	7
2012	0	1	0	1
2013	0	3	0	3
2014	0	2	1	3
2015	0	1	1	2
2016	0	2	1	3
2017	0	0	1	1
2018	0	1	1	2
2019	1	0	1	2
2020	1	1	3	5
2021	0	1	3	4
2022	0	1	1	2
2023	0	1	0	1
2024	0	2	1	3
2025	1	0	0	1
TOTAL	19	48	56	123

OVERTIME GAMES

7-6

Record: 7-6 (.539) • H: 2-2 (.500) • A: 4-4 (.500) • N: 1-0 (1.000)

Date	BSU Rk	Opponent	Location	W/L	Score	# OT
Sept. 17, 1988		at Northern Arizona	Flagstaff, Ariz.	W	24-21	1
Dec. 8, 1990	10	at #4 Nevada	Reno, Nev.	L	52-59	3
Nov. 22, 1997		at Idaho	Moscow, Idaho	W	30-23	1
Nov. 21, 1998		Idaho	Boise, Idaho	L	35-36	1
Nov. 13, 2004	14/13/10	at San Jose State	San Jose, Calif.	W	56-49	2
Jan. 1, 2007	9/9/8	vs. #7/8/10 Oklahoma	Glendale, Ariz.	W	43-42	1
Oct. 14, 2007		Nevada	Boise, Idaho	W	69-67	4
Nov. 26, 2010	3/3/4	at #19/19/19 Nevada	Reno, Nev.	L	31-34	1
Nov. 23, 2013		at San Diego State	San Diego, Calif.	L	31-34	1
Sept. 9, 2017		at #20/22 Washington State	Pullman, Wash.	L	44-47	3
Nov. 11, 2017		at Colorado State	Fort Collins, Colo.	W	59-52	1
Dec. 1, 2018	19/20/22	#25/23/25 Fresno State	Boise, Idaho	L	16-19	1
Nov. 9, 2019	21/21/22	Wyoming	Boise, Idaho	W	20-17	1

AGAINST RANKED OPPONENTS (SINCE 1996)

Record: 18-26 (.409) • H: 6-5 (.545) • A: 6-16 (.272) • N: 6-5 (.545) • OT: 1-3 (.250)

NCAA DIVISION I-A/FBS ERA

RANKINGS LISTED ARE AP/COACHES

Date	BSU Ranking	Opp. Ranking	Opponent	Location	W/L	Score
Oct. 5, 1996	-/-	5/5	at Arizona State	Tempe, Ariz.	L	7-56
Sept. 27, 1997	-/-	15/14	at Washington State	Pullman, Wash.	L	0-58
Sept. 4, 1999	-/-	17/13	at UCLA	Pasadena, Calif.	L	7-38
Sept. 1, 2001	-/-	21/22	at South Carolina	Columbia, S.C.	L	13-32
Oct. 19, 2001	-/-	8/10	at Fresno State	Fresno, Calif.	W	35-30

RANKINGS LISTED ARE AP/COACHES/BCS

Date	BSU Ranking	Opp. Ranking	Opponent	Location	W/L	Score
Dec. 23, 2003	18/16/17	19/19/18	at TCU	Fort Worth, Texas	W	34-31
Dec. 31, 2004	10/10/9	7/8/10	vs. Louisville	Memphis, Tenn.	L	40-44
Sept. 3, 2005	18/19	13/13	at Georgia	Athens, Ga.	L	13-48
Nov. 10, 2005	-/-/-	20/20/20	at Fresno State	Fresno, Calif.	L	7-27
Dec. 28, 2005	-/-/-	19/19/21	Boston College	Boise, Idaho	L	21-27
Jan. 1, 2007	9/9/8	7/8/10	vs. Oklahoma	Glendale, Ariz.	W (OT)	43-42
Nov. 23, 2007	17/17/19	14/13/13	at Hawai'i	Honolulu, Hawai'i	L	27-39
Sept. 20, 2008	-/-	17/20	at Oregon	Eugene, Ore.	W	37-32
Dec. 23, 2008	9/9/9	11/11/11	vs. TCU	San Diego, Calif.	L	16-17
Sept. 3, 2009	14/16	16/14	Oregon	Boise, Idaho	W	19-8
Jan. 4, 2010	6/6/6	3/3/4	vs. TCU	Glendale, Ariz.	W	17-10
Sept. 6, 2010	3/5	10/6	vs. Virginia Tech	Landover, Md.	W	33-30
Sept. 25, 2010	3/3	24/-	Oregon State	Boise, Idaho	W	37-24
Nov. 26, 2010	3/3/4	19/19/19	at Nevada	Reno, Nev.	L (OT)	31-34
Dec. 22, 2010	10/10/10	20/19/19	vs. Utah	Las Vegas, Nev.	W	26-3
Sept. 3, 2011	5/7	19/22	vs. Georgia	Atlanta, Ga.	W	35-21
Nov. 12, 2011	5/5/5	-/24/-	TCU	Boise, Idaho	L	35-36
Aug. 31, 2012	24/22	13/13	at Michigan State	East Lansing, Mich.	L	13-17
Sept. 20, 2013	-/-	-/25	at Fresno State	Fresno, Calif.	L	40-41

RANKINGS LISTED ARE AP/COACHES/CFP

Date	BSU Ranking	Opp. Ranking	Opponent	Location	W/L	Score
Aug. 28, 2014	-/-	18/19	vs. Ole Miss	Atlanta, Ga.	L	13-35
Dec. 31, 2014	21/21/20	12/11/10	vs. Arizona	Glendale, Ariz.	W	38-30
Sept. 9, 2017	-/-	20/22	at Washington State	Pullman, Wash.	L (3OT)	44-47
Oct. 14, 2017	-/-	19/18	at San Diego State	San Diego, Calif.	W	31-14
Dec. 2, 2017	-/-/-	22/-/25	Fresno State	Boise, Idaho	W	17-14
Sept. 15, 2018	17/17	24/19	at Oklahoma State	Stillwater, Okla.	L	21-44
Nov. 9, 2018	-/-/-	16/17/23	Fresno State	Boise, Idaho	W	24-17
Nov. 24, 2018	21/22/23	14/15/21	Utah State	Boise, Idaho	W	33-24
Dec. 1, 2018	19/20/22	25/23/25	Fresno State	Boise, Idaho	L (OT)	16-19
Nov. 6, 2020	21/23	9/9	BYU	Boise, Idaho	L	17-51
Dec. 19, 2020	-/-/-	22/25/24	vs. San Jose State	Las Vegas, Nev.	L	20-34
Sept. 18, 2019	-/-	-/22	Oklahoma State	Stillwater, Okla.	L	20-21
Oct. 9, 2021	-/-	10/10	at BYU	Provo, Utah	W	26-17
Nov. 6, 2021	-/-/-	25/-/23	at Fresno State	Fresno, Calif.	W	40-14
Nov. 26, 2021	-/-/-	22/22/21	at San Diego State	Carson, Calif.	L	16-27
Sept. 2, 2023	-/-	10/11	at Washington	Seattle, Wash.	L	19-56
Sept. 7, 2024	-/-	7/6	at Oregon	Eugene, Ore.	L	34-37
Dec. 6, 2024	10/10/10	19/19/20	UNLV	Boise, Idaho	W	21-7
Dec. 31, 2024	8/8/3	5/5/6	Penn State	Glendale, Ariz.	L	14-31
Oct. 4, 2025	-/-	21/21	Notre Dame	South Bend, Ind.	L	7-28



NCAA DIVISION I-A/FBS ERA

Record: 129-24 (.843) • H: 66-5 (.930) • A: 54-14 (.794) • N: 9-5 (.643) • OT: 3-2 (.600)

RANKINGS LISTED ARE AP/COACHES

Date	Ranking		Opponent	Location	W/L	Score
	BSU	Opp.				
Nov. 16, 2002	-/23	-/-	Louisiana Tech	Boise, Idaho	W	36-10
Nov. 23, 2002	23/21	-/-	at Nevada	Reno, Nev.	W	44-7
Dec. 31, 2002	18/15	-/-	Iowa State	Boise, Idaho	W	34-16

RANKINGS LISTED ARE AP/COACHES/BCS

Date	Ranking						
	BSU	Opp.	Opponent	Location	W/L	Score	
Nov. 15, 2003	24/23	-/-	UTEP	Boise, Idaho	W	51-21	
Nov. 21, 2003	20/20/23	-/-	at Fresno State	Fresno, Calif.	W	31-17	
Nov. 29, 2003	18/18/19	-/-	Nevada	Boise, Idaho	W	56-3	
Dec. 6, 2003	18/17/19	-/-	at Hawai'i	Honolulu, Hawai'i	W	45-28	
Dec. 23, 2003	18/16/17	19/19/18	at TCU	Fort Worth, Texas	W	34-31	
Sept. 18, 2004	23/23	-/-	at UTEP	El Paso, Texas	W	47-31	
Sept. 24, 2004	21/21	-/-	BYU	Boise, Idaho	W	28-27	
Oct. 2, 2004	23/21	-/-	SMU	Boise, Idaho	W	38-20	
Oct. 16, 2004	21/19	-/-	at Tulsa	Tulsa, Okla.	W	45-42	
Oct. 23, 2004	19/16/14	-/-	Fresno State	Boise, Idaho	W	33-16	
Oct. 29, 2004	18/15/13	-/-	Hawai'i	Boise, Idaho	W	69-3	
Nov. 13, 2004	14/13/10	-/-	at San Jose State	San Jose, Calif.	W (2OT)	56-49	
Nov. 20, 2004	13/12/9	-/-	Louisiana Tech	Boise, Idaho	W	55-14	
Nov. 27, 2004	10/10/7	-/-	at Nevada	Reno, Nev.	W	58-21	
Dec. 31, 2004	10/10/9	7/8/10	vs. Louisville	Memphis, Tenn.	L	40-44	
Sept. 3, 2005	18/19	13/13	at Georgia	Athens, Ga.	L	13-48	
Sept. 23, 2006	25/25	-/-	Hawai'i	Boise, Idaho	W	41-34	
Sept. 30, 2006	22/22	-/-	at Utah	Salt Lake City, Utah	W	36-3	
Oct. 7, 2006	20/21	-/-	Louisiana Tech	Boise, Idaho	W	55-14	
Oct. 15, 2006	18/17/15	-/-	at New Mexico St.	Las Cruces, N.M.	W	40-28	
Oct. 21, 2006	18/17/15	-/-	at Idaho	Moscow, Idaho	W	42-26	
Nov. 1, 2006	14/14/14	-/-	Fresno State	Boise, Idaho	W	45-21	
Nov. 11, 2006	14/13/14	-/-	at San Jose State	San Jose, Calif.	W	23-20	
Nov. 18, 2006	13/13/12	-/-	Utah State	Boise, Idaho	W	49-10	
Nov. 25, 2006	12/12/11	-/-	at Nevada	Reno, Nev.	W	38-7	
Jan. 1, 2007	9/9/8	7/8/10	vs. Oklahoma	Glendale, Ariz.	W (OT)	43-42	
Aug. 31, 2007	24/23	-/-	Weber State	Boise, Idaho	W	56-7	
Sept. 8, 2007	22/20	-/-	at Washington	Seattle, Wash.	L	10-24	
Nov. 3, 2007	21/22/22	-/-	San Jose State	Boise, Idaho	W	42-7	
Nov. 10, 2007	19/19/20	-/-	at Utah State	Logan, Utah	W	52-0	
Nov. 17, 2007	17/15/18	-/-	Idaho	Boise, Idaho	W	58-14	
Nov. 23, 2007	17/17/19	14/13/13	at Hawai'i	Honolulu, Hawai'i	L	27-39	
Dec. 23, 2007	24/22/24	-/-	vs. East Carolina	Honolulu, Hawai'i	L	38-41	
Oct. 1, 2008	17/17	-/-	Louisiana Tech	Boise, Idaho	W	38-3	
Oct. 11, 2008	15/16	-/-	at Southern Miss	Hattiesburg, Miss.	W	24-7	
Oct. 17, 2008	15/16	-/-	Hawai'i	Boise, Idaho	W	27-7	
Oct. 24, 2008	13/13/12	-/-	at San Jose State	San Jose, Calif.	W	33-16	
Nov. 1, 2008	11/13/11	-/-	at New Mexico St.	Las Cruces, N.M.	W	49-0	
Nov. 8, 2008	9/10/10	-/-	Utah State	Boise, Idaho	W	49-14	
Nov. 15, 2008	9/9/9	-/-	at Idaho	Moscow, Idaho	W	45-10	
Nov. 22, 2008	9/9/9	-/-	at Nevada	Reno, Nev.	W	41-34	
Nov. 28, 2008	9/9/9	-/-	Fresno State	Boise, Idaho	W	61-10	
Dec. 23, 2008	9/9/9	11/11/11	vs. TCU	San Diego, Calif.	L	16-17	
Sept. 3, 2009	14/16	16/14	Oregon	Boise, Idaho	W	19-8	
Sept. 12, 2009	12/11	-/-	Miami (Ohio)	Boise, Idaho	W	48-0	
Sept. 18, 2009	10/10	-/-	at Fresno State	Fresno, Calif.	W	51-34	
Sept. 26, 2009	8/8	-/-	at Bowling Green	Bowling Green, Ohio	W	49-14	
Oct. 3, 2009	5/5	-/-	UC Davis	Boise, Idaho	W	34-16	
Oct. 14, 2009	5/6	-/-	at Tulsa	Tulsa, Okla.	W	28-21	
Oct. 24, 2009	6/5/4	-/-	at Hawai'i	Honolulu, Hawai'i	W	54-9	
Oct. 31, 2009	6/5/7	-/-	San Jose State	Boise, Idaho	W	45-7	
Nov. 6, 2009	5/5/7	-/-	at Louisiana Tech	Ruston, La.	W	45-35	
Nov. 14, 2009	6/6/6	-/-	Idaho	Boise, Idaho	W	63-25	
Nov. 20, 2009	6/6/6	-/-	at Utah State	Logan, Utah	W	52-21	
Nov. 27, 2009	6/6/6	-/-	Nevada	Boise, Idaho	W	44-33	
Dec. 5, 2009	6/6/6	-/-	New Mexico State	Boise, Idaho	W	42-7	
Jan. 4, 2010	6/6/6	3/3/4	vs. TCU	Glendale, Ariz.	W	17-10	
Sept. 6, 2010	3/5	10/6	vs. Virginia Tech	Landover, Md.	W	33-30	
Sept. 18, 2010	3/3	-/-	at Wyoming	Laramie, Wyo.	W	51-6	
Sept. 25, 2010	3/3	24/-	Oregon State	Boise, Idaho	W	37-24	
Oct. 2, 2010	3/3	-/-	at New Mexico St.	Las Cruces, N.M.	W	59-0	
Oct. 9, 2010	4/4	-/-	Toledo	Boise, Idaho	W	57-14	
Oct. 16, 2010	3/3	-/-	at San Jose State	San Jose, Calif.	W	48-0	
Oct. 26, 2010	2/2/3	-/-	Louisiana Tech	Boise, Idaho	W	49-20	
Nov. 6, 2010	2/3/4	-/-	Hawai'i	Boise, Idaho	W	42-7	
Nov. 12, 2010	4/3/4	-/-	at Idaho	Moscow, Idaho	W	52-14	
Nov. 19, 2010	3/3/4	-/-	Fresno State	Boise, Idaho	W	51-0	
Nov. 26, 2010	3/3/4	19/19/19	at Nevada	Reno, Nev.	L (OT)	31-34	
Dec. 4, 2010	9/10/11	-/-	Utah State	Boise, Idaho	W	50-14	
Dec. 22, 2010	10/10/10	10/19/19	vs. Utah	Las Vegas, Nev.	W	26-3	
Sept. 3, 2011	5/7	19/22	vs. Georgia	Atlanta, Ga.	W	35-21	
Sept. 16, 2011	4/4	-/-	at Toledo	Toledo, Ohio	W	40-15	
Sept. 24, 2011	4/4	-/-	Tulsa	Boise, Idaho	W	41-21	
Oct. 1, 2011	4/5	-/-	Nevada	Boise, Idaho	W	30-10	
Oct. 7, 2011	5/6	-/-	at Fresno State	Fresno, Calif.	W	57-7	
Oct. 15, 2011	5/6	-/-	at Colorado State	Fort Collins, Colo.	W	63-13	

Oct. 22, 2011	5/7/5	-/-	Air Force	Boise, Idaho	W	37-26
Nov. 5, 2011	5/5/5	-/-	at UNLV	Las Vegas, Nev.	W	48-21
Nov. 12, 2011	5/5/5	-/24/-	TCU	Boise, Idaho	L	35-36
Nov. 19, 2011	10/11/7	-/-	at San Diego State	San Diego, Calif.	W	52-35
Nov. 26, 2011	7/8/7	-/-	Wyoming	Boise, Idaho	W	36-14
Dec. 3, 2011	9/8/7	-/-	New Mexico	Boise, Idaho	W	45-0
Dec. 22, 2011	8/6/7	-/-	vs. Arizona State	Las Vegas, Nev.	W	56-24
Aug. 31, 2012	24/22	13/13	at Michigan State	East Lansing, Mich.	L	13-17
Sept. 20, 2012	24/-	-/-	BYU	Boise, Idaho	W	7-6
Sept. 29, 2012	24/-	-/-	at New Mexico	Albuquerque, N.M.	W	32-29
Oct. 6, 2012	-/25	-/-	at Southern Miss	Hattiesburg, Miss.	W	40-14
Oct. 13, 2012	24/22	-/-	Fresno State	Boise, Idaho	W	20-10
Oct. 20, 2012	24/22/22	-/-	UNLV	Boise, Idaho	W	32-7
Oct. 27, 2012	21/18/21	-/-	at Wyoming	Laramie, Wyo.	W	45-14
Nov. 3, 2012	19/14/19	-/-	San Diego State	Boise, Idaho	L	19-21
Nov. 10, 2012	24/22/22	-/-	at Hawai'i	Honolulu, Hawai'i	W	49-14
Nov. 17, 2012	-/24/-	-/-	Colorado State	Boise, Idaho	W	42-14
Dec. 1, 2012	25/15/20	-/-	at Nevada	Reno, Nev.	W	27-21
Dec. 22, 2012	20/15/19	-/-	vs. Washington	Las Vegas, Nev.	W	28-26
Aug. 31, 2013	19/19	-/-	at Washington	Seattle, Wash.	L	6-38

RANKINGS LISTED ARE AP/COACHES/CFP

Date	Ranking		Opponent	Location	W/L	Score
	BSU	Opp.				
Nov. 29, 2014	25/25/23	-/-	Utah State	Boise, Idaho	W	50-19
Dec. 6, 2014	22/22/22	-/-	Fresno State	Boise, Idaho	W	28-14
Dec. 31, 2014	21/21/20	12/11/10	vs. Arizona	Glendale, Ariz.	W	38-30
Sept. 4, 2015	23/24	-/-	Washington	Boise, Idaho	W	16-13
Sept. 12, 2015	20/22	-/-	at BYU	Provo, Utah	L	24-35
Oct. 10, 2015	25/24	-/-	at Colorado State	Fort Collins, Colo.	W	41-10
Oct. 16, 2015	21/20	-/-	at Utah State	Logan, Utah	L	26-52
Oct. 1, 2016	24/-	-/-	Utah State	Boise, Idaho	W	21-10
Oct. 7, 2016	19/19	-/-	at New Mexico	Albuquerque, N.M.	W	49-21
Oct. 15, 2016	15/15	-/-	Colorado State	Boise, Idaho	W	28-23
Oct. 20, 2016	14/14	-/-	BYU	Boise, Idaho	W	28-27
Oct. 29, 2016	13/13	-/-	at Wyoming	Laramie, Wyo.	L	28-30
Nov. 4, 2016	24/24/24	-/-	San Jose State	Boise, Idaho	W	45-31
Nov. 12, 2016	24/24/22	-/-	at Hawai'i	Honolulu, Hawai'i	W	52-16
Nov. 18, 2016	22/23/20	-/-	UNLV	Boise, Idaho	W	42-25
Nov. 25, 2016	20/19/19	-/-	at Air Force	USFA, Colo.	L	20-27
Nov. 18, 2017	-/-/25	-/-	Air Force	Boise, Idaho	W	44-19
Nov. 25, 2017	25/24/23	-/-	at Fresno State	Fresno, Calif.	L	17-28
Dec. 16, 2017	25/25/25	-/-	vs. Oregon	Las Vegas, Nev.	W	38-28
Sept. 1, 2018	22/22	-/-	at Troy	Troy, Ala.	W	56-20
Sept. 8, 2018	20/19	-/-	Connecticut	Boise, Idaho	W	62-7
Sept. 15, 2018	17/17	24/19	at Oklahoma State	Stillwater, Okla.	L	21-44
Sept. 29, 2018	-/25	-/-	at Wyoming	Laramie, Wyo.	W	34-14
Oct. 6, 2018	-/24	-/-	San Diego State	Boise, Idaho	L	13-19
Nov. 16, 2018	23/24/25	-/-	at New Mexico	Albuquerque, N.M.	W	45-14
Nov. 24, 2018	21/22/23	14/15/21	Utah State	Boise, Idaho	W	33-24
Dec. 1, 2018	19/20/22	25/23/25	Fresno State	Boise, Idaho	L (OT)	16-19
Dec. 26, 2018	23/24/25	-/-	vs. Boston College	Dallas, Texas	CCD	---
Sept. 6, 2019	24/24	-/-	Marshall	Boise, Idaho	W	14-7
Sept. 14, 2019	22/22	-/-	Portland State	Boise, Idaho	W	45-10
Sept. 20, 2019	20/20	-/-	Air Force	Boise, Idaho	W	30-19
Oct. 5, 2019	16/15	-/-	at UNLV	Las Vegas, Nev.	W	38-13
Oct. 12, 2019	14/14	-/-	Hawai'i	Boise, Idaho	W	59-37
Oct. 19, 2019	14/13	-/-	at BYU	Provo, Utah	L	25-28
Nov. 2, 2019	21/21	-/-	at San Jose State	San Jose, Calif.	W	52-42
Nov. 9, 2019	21/21/22	-/-	Wyoming	Boise, Idaho	W (OT)	20-17
Nov. 16, 2019	19/19/21	-/-	New Mexico	Boise, Idaho	W	42-9
Nov. 23, 2019	20/19/20	-/-	at Utah State	Logan, Utah	W	56-21
Nov. 29, 2019	20/19/20	-/-	at Colorado State	Fort Collins, Colo.	W	31-24
Dec. 7, 2019	19/17/19	-/-	Hawai'i	Boise, Idaho	W	31-10
Dec. 19, 2019	18/18/19	-/-	vs. Washington	Las Vegas, Nev.	L	7-38
Oct. 31, 2020	25/-	-/-	at Air Force	USFAA, Colo.	W	49-30
Nov. 6, 2020	21/23	9/9	BYU	Boise, Idaho	L	17-51
Sept. 28, 2024	25/-	-/-	Washington State	Boise, Idaho	W	45-24
Oct. 5, 2024	21/-	-/-	Utah State	Boise, Idaho	W	62-30
Oct. 12, 2024	17/22	-/-	at Hawai'i	Manoa, Hawai'i	W	28-7
Oct. 25, 2024	17/19	-/-	at UNLV	Las Vegas, Nev.	W	29-24
Nov. 1, 2024	15/19	-/-	San Diego State	Boise, Idaho	W	56-24
Nov. 9, 2024	12/14/12	-/-	Nevada	Boise, Idaho	W	28-21
Nov. 16, 2024	13/13/13	-/-	at San Jose State	San Jose, Calif.	W	42-21
Nov. 23, 2024	12/12/13	-/-	at Wyoming	Laramie, Wyo.	W	17-14
Nov. 29, 2024	11/11/11	-/-	Oregon State	Boise, Idaho	W	34-18
Dec. 6, 2024	10/10/10	19/19/20	UNLV	Boise, Idaho	W	21-7
Dec. 31, 2024	8/8/3	5/5/6	Penn State	Glendale, Ariz.	L	14-31
Aug. 28, 2025	25/25	-/-	South Florida	Tampa, Fla.	L	7-34



109-21

Record: 109-21 (.838) • H: 55-9 (.859) • A: 52-10 (.839) • N: 2-2 (.500) • OT: 2-1 (.667)

In Mountain West Play: 91-17 (.843) • H: 46-7 (.868) • A: 45-10 (.818) • N: 0-0 (---) • OT: 2-0 (1.000)

Date	Ranking BSU	Opp	Opponent	Location	W/L	Score	Att.
9/25/1999	-	-	New Mexico	Boise	W	20-9	20,806
10/2/1999	-	-	Utah	Boise	W	26-20	21,817
9/2/2000	-	-	New Mexico	Albuquerque	W	31-14	22,090
9/14/2002	-	-	Wyoming	Laramie	W	35-13	16,256
9/27/2003	-	-	Wyoming	Boise	W	33-17	30,192
10/30/2003	-	-	BYU	Provo	W	50-12	60,554
9/24/2004	21/21	-	BYU	Boise	W	28-27	30,601
9/16/2006	-	-	Wyoming	Laramie	W	17-10	17,880
9/30/2006	22/22	-	Utah	Salt Lake City	W	36-3	45,222
9/15/2007	-	-	Wyoming	Boise	W	24-14	30,199
12/23/2008	9/9/9	11/11/11	TCU	San Diego	L	16-17	34,628
1/4/2010	6/6/6	3/3/4	TCU	Glendale	W	17-10	73,227
9/18/2010	3/3	-	Wyoming	Laramie	W	51-6	29,014
12/22/2010	10/10/10	-	Utah	Las Vegas	W	26-3	41,923
10/15/2011	5/6	-	Colorado State	Fort Collins	W	53-13	30,027
10/22/2011	5/7/5	-	Air Force	Boise	W	37-26	34,196
11/5/2011	5/5/5	-	UNLV	Las Vegas	W	48-21	26,281
11/12/2011	5/5/5	-/24/-	TCU	Boise	L	35-36	34,146
11/19/2011	10/11/7	-	San Diego State	San Diego	W	52-35	52,256
11/26/2011	7/8/7	-	Wyoming	Boise	W	36-14	33,773
12/3/2011	9/8/7	-	New Mexico	Boise	W	45-0	33,878
9/29/2012	24/-	-	New Mexico	Albuquerque	W	32-29	28,270
10/13/2012	24/22	-	Fresno State	Boise	W	20-10	35,742
10/20/2012	24/22/22	-	UNLV	Boise	W	32-7	36,012
10/27/2012	21/18/21	-	Wyoming	Laramie	W	45-14	17,855
11/3/2012	19/14/19	-	San Diego State	Boise	L	19-21	36,084
11/10/2012	-/24/22	-	Hawai'i	Honolulu	W	49-14	29,471
11/17/2012	-/22/-	-	Colorado State	Boise	W	42-14	33,545
12/1/2012	25/15/20	-	Nevada	Reno	W	27-21	30,017
9/13/2013	-	-	Air Force	Boise	W	42-20	36,069
9/20/2013	-	-/25	Fresno State	Fresno	L	40-41	41,031
10/12/2013	-	-	Utah State	Logan	W	34-23	25,513
10/19/2013	-	-	Nevada	Boise	W	34-17	35,843
11/2/2013	-	-	Colorado State	Fort Collins	W	42-30	21,133
11/16/2013	-	-	Wyoming	Boise	W	48-7	33,992
11/23/2013	-	-	San Diego State	San Diego	L	31-34	33,645
11/30/2013	-	-	New Mexico	Boise	W	45-17	31,645
9/6/2014	-	-	Colorado State	Boise	W	37-24	34,910
9/27/2014	-	-	Air Force	USAFA	L	14-28	30,012
10/4/2014	-	-	Nevada	Reno	W	51-46	32,327
10/17/2014	-	-	Fresno State	Boise	W	37-27	35,008
11/8/2014	-	-	New Mexico	Albuquerque	W	60-49	21,089
11/15/2014	-	-	San Diego State	Boise	W	38-29	27,478
11/22/2014	-	-	Wyoming	Laramie	W	63-14	15,821
11/29/2014	25/25/23	-	Utah State	Boise	W	50-19	33,940
12/6/2014	22/22/22	-	Fresno State	Boise	W	28-14	26,101
10/3/2015	-	-	Hawai'i	Boise	W	55-0	35,907
10/10/2015	25/24	-	Colorado State	Fort Collins	W	41-10	26,117
10/16/2015	-	-	Utah State	Logan	L	26-52	22,509
10/24/2015	-	-	Wyoming	Boise	W	34-14	31,946
10/31/2015	-	-	UNLV	Las Vegas	W	55-27	14,315
11/14/2015	-	-	New Mexico	Boise	L	24-31	32,780
11/20/2015	-	-	Air Force	Boise	L	30-37	30,332
11/27/2015	-	-	San Jose State	San Jose	W	40-23	15,770
10/1/2016	24/-	-	Utah State	Boise	W	21-10	36,602
10/7/2016	19/19	-	New Mexico	Albuquerque	W	49-21	20,090
10/15/2016	15/15	-	Colorado State	Boise	W	28-23	33,448
10/29/2016	13/13	-	Wyoming	Laramie	L	28-30	24,023
11/4/2016	24/24/24	-	San Jose State	Boise	W	45-31	31,863
11/12/2016	24/22/22	-	Hawai'i	Honolulu	W	52-16	22,731
11/18/2016	22/23/20	-	UNLV	Boise	W	42-25	32,989
11/25/2016	20/19/19	-	Air Force	USAFA	L	20-27	23,556
9/14/2017	-	-	New Mexico	Boise	W	28-14	28,385
10/14/2017	-	19/18	San Diego State	San Diego	W	31-14	49,053
10/21/2017	-	-	Wyoming	Boise	W	24-14	35,656
10/28/2017	-	-	Utah State	Logan	W	41-14	19,012
11/4/2017	-	-	Nevada	Boise	W	41-14	30,858
11/11/2017	-	-	Colorado State	Fort Collins	W (OT)	59-52	32,166
11/18/2017	-/-/25	-	Air Force	Boise	W	44-19	33,030
11/25/2017	25/24	-	Fresno State	Fresno	L	17-28	31,526
12/2/2017	-	25/-/25	Fresno State	Boise	W	17-14	24,515
9/29/2018	-/25	-	Wyoming	Laramie	W	34-14	22,271
10/6/2018	-/24	-	San Diego State	Boise	L	13-19	36,679
10/13/2018	-	-	Nevada	Reno	W	31-27	21,431
10/19/2018	-	-	Colorado State	Boise	W	56-28	32,299
10/27/2018	-	-	Air Force	USAFA	W	48-38	27,753
11/9/2018	-	16/17/23	Fresno State	Boise	W	24-17	33,118
11/16/2018	23/24/25	-	New Mexico	Albuquerque	W	45-14	16,883
11/24/2018	21/22/23	14/15/21	Utah State	Boise	W	33-24	35,690
12/1/2018	19/20/22	25/23	Fresno State	Boise	L (OT)	16-19	23,662
9/20/2019	20/20	-	Air Force	Boise	W	30-19	36,498

Date	Ranking BSU	Opp	Opponent	Location	W/L	Score	Att.
10/5/2019	16/15	-	UNLV	Las Vegas	W	38-13	24,681
10/12/2019	14/14	-	Hawai'i	Boise	W	59-37	36,902
11/2/2019	21/21	-	San Jose State	San Jose	W	52-42	19,184
11/9/2019	21/21/22	-	Wyoming	Boise	W (OT)	20-17	33,018
11/16/2019	19/19/21	-	New Mexico	Boise	W	42-9	31,492
11/23/2019	20/19/20	-	Utah State	Logan	W	56-21	18,315
11/29/2019	20/19/20	-	Colorado State	Fort Collins	W	31-24	12,324
12/7/2019	19/17/19	-	Hawai'i	Boise	W	31-10	23,561
10/24/2020	-	-	Utah State	Boise	W	42-13	-
10/31/2020	25/-	-	Air Force	USAFA	W	49-30	500
11/12/2020	-	-	Colorado State	Boise	W	52-21	1,100
11/21/2020	-	-	Hawai'i	Honolulu	W	40-32	-
12/12/2020	-	-	Wyoming	Laramie	W	17-9	2,978
12/19/2020	-	25/25/24	San Jose State	Las Vegas	L	20-34	-
9/25/2021	-	-	Utah State	Logan	W	27-3	23,715
10/2/2021	-	-	Nevada	Boise	L	31-41	37,426
10/16/2021	-	-	Air Force	Boise	L	17-24	34,446
10/30/2021	-	-	Colorado State	Fort Collins	W	28-19	25,221
11/6/2021	-	25/-/23	Fresno State	Fresno	W	40-14	41,031
11/12/2021	-	-	Wyoming	Boise	W	23-13	35,454
11/20/2021	-	-	New Mexico	Boise	W	37-0	28,542
11/26/2021	-	-	San Diego State	Carson	L	16-27	11,886
9/9/2022	-	-	New Mexico	Albuquerque	W	31-14	16,157
9/30/2022	-	-	San Diego State	Boise	W	35-13	34,910
10/8/2022	-	-	Fresno State	Boise	W	40-20	37,663
10/22/2022	-	-	Air Force	USAFA	W	19-14	25,254
10/29/2022	-	-	Colorado State	Boise	W	49-10	33,895
11/12/2022	-	-	Nevada	Reno	W	41-3	14,960
11/19/2022	-	-	Wyoming	Laramie	W	20-17	17,345
11/25/2022	-	-	Utah State	Boise	W	42-23	31,402
12/3/2022	-	-	Fresno State	Boise	L	16-28	24,037
9/22/2023	-	-	San Diego State	San Diego	W	34-31	23,374
10/7/2023	-	-	San Jose State	Boise	W	35-27	37,491
10/14/2023	-	-	Colorado State	Fort Collins	L	30-31	34,901
10/28/2023	-	-	Wyoming	Boise	W	32-7	35,189
11/4/2023	-	-	Fresno State	Fresno	L	30-37	41,031
11/11/2023	-	-	New Mexico	Boise	W	42-14	34,076
11/18/2023	-	-	Utah State	Logan	W	45-10	17,821
11/24/2023	-	-	Air Force	Boise	W	27-19	36,390
12/2/2023	-	-	UNLV	Las Vegas	W	44-20	31,473
10/5/2024	21/-	-	Utah State	Boise	W	62-30	37,210
10/12/2024	17/22	-	Hawai'i	Honolulu	W	28-7	15,194
10/25/2024	17/19	-	UNLV	Las Vegas	W	29-24	42,228
11/1/2024	15/19	-	San Diego State	Boise	W	56-24	36,838
11/9/2024	12/14/12	-	Nevada	Boise	W	28-21	37,143
11/16/2024	13/13/13	-	San Jose State	San Jose	W	42-21	20,517
11/23/2024	12/12/13	-	Wyoming	Laramie	W	17-14	18,094
12/6/2024	10/10/10	19/19/20	UNLV	Boise	W	21-7	36,663
9/20/2025	-	-	Air Force	USAFA	W	49-37	24,046
10/11/2025	-	-	New Mexico	Boise			



TOTAL OFFENSE

Yards	
500+	507
	Kellen Moore vs. Hawai'i; Nov. 6, 2010
400+	427
	Brett Rypien vs. BYU; Oct. 20, 2016
300+	307
	<i>Maddux Madsen vs. App State; Sept. 27, 2025</i>

PASSING

Yards	
500+	503
	Brett Rypien vs. New Mexico; Nov. 14, 2015
400+	407
	Hank Bachmeier at Florida State; Aug. 31, 2019
300+	321
	<i>Maddux Madsen vs. App State; Sept. 27, 2025</i>
300+ by Half	317
	Brett Rypien vs. BYU; Oct. 20, 2016

Attempts	
60+	75
	Brett Rypien vs. New Mexico; Nov. 14, 2015
50+	51
	Hank Bachmeier at Florida State; Aug. 31, 2019
40+	46
	<i>Maddux Madsen at South Florida; Aug. 28, 2025</i>
30+	37
	<i>Maddux Madsen at #21/21 Notre Dame; Oct. 4, 2025</i>

Completions	
40+	40
	Brett Rypien vs. New Mexico; Nov. 14, 2015
30+	34
	Hank Bachmeier vs. Nevada; Oct. 2, 2021
20+	22
	<i>Maddux Madsen at #21/21 Notre Dame; Oct. 4, 2025</i>

Pass Percentage (Min. 15 Attempts)	
.800+	.840 (21/25)
	<i>Maddux Madsen vs. Utah State; Oct. 5, 2024</i>
.700+	.733 (22/30)
	<i>Maddux Madsen at San Jose State; Nov. 16, 2024</i>
.600+	.676 (25/37)
	<i>Maddux Madsen vs. App State; Sept. 27, 2025</i>

Touchdown Passes	
6+	6
	Jim McMillan vs. Montana; Nov. 16, 1974
5+	5
	Brett Rypien vs. Air Force; Oct. 27, 2018
4+	4
	<i>Maddux Madsen vs. App State; Sept. 27, 2025</i>
3+	4
	<i>Maddux Madsen vs. App State; Sept. 27, 2025</i>

Passes Had Intercepted	
5+	6
	Mike Virden vs. Montana; Oct. 28, 1989
4+	4
	<i>Maddux Madsen at #21/21 Notre Dame; Oct. 4, 2025</i>
3+	4
	<i>Maddux Madsen at #21/21 Notre Dame; Oct. 4, 2025</i>

RUSHING

Yards	
250+	259
	Ashton Jeanty vs. Washington State; Sept. 28, 2024
200+	209
	Ashton Jeanty vs. #20 UNLV (MW Championship); Dec. 6, 2024
150+	171
	<i>Dylan Riley at Air Force; Sept. 20, 2025</i>
100+	171
	<i>Dylan Riley at Air Force; Sept. 20, 2025</i>
100 by Halftime	132
	Ashton Jeanty vs. #20 UNLV (MW Championship); Dec. 6, 2024
Multiple Players with 100+	267, 110
	Ashton Jeanty, <i>Sire Gaines at Georgia Southern; Aug. 31, 2024</i>

Attempts	
35+	37
	Ashton Jeanty vs. Oregon State; Nov. 29, 2024
30+	30
	Ashton Jeanty vs. #6 Penn State (Fiesta Bowl); Dec. 31, 2024
25+	30
	Ashton Jeanty vs. #6 Penn State (Fiesta Bowl); Dec. 31, 2024
20+	30
	Ashton Jeanty vs. #6 Penn State (Fiesta Bowl); Dec. 31, 2024

Yards Per Carry (Min. 10 Attempts)	
10.0+	14.3 (13-186)
	Ashton Jeanty vs. Utah State; Oct. 5, 2024
8.0+	9.0 (19-171)
	<i>Dylan Riley at Air Force; Sept. 20, 2025</i>
6.0+	9.0 (19-171)
	<i>Dylan Riley at Air Force; Sept. 20, 2025</i>

Touchdowns	
5+	6
	Ashton Jeanty at Georgia Southern; Aug. 31, 2024
4+	4
	<i>Dylan Riley at Air Force; Sept. 20, 2025</i>
3+	4
	<i>Dylan Riley at Air Force; Sept. 20, 2025</i>

Longest Run From Scrimmage	
80+	91
	Taylen Green vs. Utah State; Nov. 25, 2022
70+	77
	<i>Dylan Riley vs. Eastern Washington; Sept. 5, 2025</i>
60+	77
	<i>Dylan Riley vs. Eastern Washington; Sept. 5, 2025</i>
50+	77
	<i>Dylan Riley vs. Eastern Washington; Sept. 5, 2025</i>
40+	43
	<i>Dylan Riley at Air Force; Sept. 20, 2025</i>

RECEIVING

Receptions	
15+	20
	Thomas Sperbeck vs. New Mexico; Nov. 14, 2015
10+	10
	Stefan Cobbs vs. Nevada; Oct. 2, 2021
8+	8
	Eric McAlister at Fresno State; Nov. 4, 2023
5+	6
	<i>Latrell Caples at #21/21 Notre Dame; Oct. 4, 2025</i>
10 at Halftime	10
	Shane Williams-Rhodes vs. Wyoming; Nov. 16, 2013
Multiple Receivers w/ 10+	14, 12
	Shane Williams-Rhodes, Jay Ajayi vs. Ole Miss; Aug. 28, 2014

Yards	
250+	281
	Thomas Sperbeck vs. New Mexico; Nov. 14, 2015
200+	221
	Cedrick Wilson vs. Oregon (Las Vegas Bowl); Dec. 16, 2017
150+	160
	Eric McAlister vs. Wyoming; Oct. 28, 2023
100+	132
	<i>Chris Marshall vs. Eastern Washington; Sept. 5, 2025</i>

100+ by a Running Back	118
	Ashton Jeanty vs. Air Force; Nov. 24, 2023
100+ by a Tight End	120
	Derek Schouman vs. Idaho; Sept. 4, 2004
100+ at Halftime	104
	Prince Strachan vs. New Mexico; Nov. 11, 2023
Multiple 100-yard Receivers	111, 105
	Khalil Shakir, John Hightower vs. UNLV; Oct. 5, 2019

Yards Per Catch (Min. Five Rec.)	
40.0+	40.8 (5-204)
	Al Marshall vs. Portland State; Nov. 4, 1972
30.0+	34.0 (5-170)
	Eric McAlister vs. San Jose State; Oct. 7, 2023
20.0+	23.6 (5-118)
	Ashton Jeanty vs. Air Force; Nov. 24, 2023

Touchdowns	
4+	4
	Ausitn Pettis vs. Idaho; Nov. 14, 2009
3+	3
	<i>Latrell Caples vs. San Diego State; Nov. 1, 2024</i>
2+	2
	<i>Latrell Caples vs. App State; Sept. 27, 2025</i>

Longest Reception	
90+	98
	Lawrence Bady vs. SMU; Oct. 18, 2003
80+	83
	Eric McAlister vs. San Jose State; Oct. 7, 2023
70+	75
	<i>Dylan Riley at Air Force; Sept. 20, 2025</i>
60+	75
	<i>Dylan Riley at Air Force; Sept. 20, 2025</i>
50+	75
	<i>Dylan Riley at Air Force; Sept. 20, 2025</i>

MISC.

100+ Yard Rushing/Receiving	107 rushing, 118 receiving
	Ashton Jeanty vs. Air Force; Nov. 24, 2023
Threw and Caught a TD Pass	2-yd pass, 18-yd catch
	Khalil Shakir vs. New Mexico; Nov. 16, 2019
Fumble Recovered for a TD	24 yards
	Sonatane Lui vs. New Mexico; Nov. 16, 2019
Multiple Players Threw for TDs	
4+	vs. Utah State; Nov. 8, 2008
	Kellen Moore (2), Tanyon Bissell, Mike Coughlin, Vinny Perretta (1)
3+	vs. Hawai'i; Oct. 12, 2019
	Chase Cord (3), Hank Bachmeier, Jaylon Henderson (1)
2+	vs. San Jose State; Oct. 7, 2023
	Taylen Green (1) / Maddux Madsen (1)
2-Point Conversion	<i>at Hawai'i; Oct. 12, 2024</i>
	Austin Bolt reception <i>from Maddux Madsen</i>

DEFENSE

Interceptions	
4+	4
	Steve Forrey vs. Idaho State; Nov. 2, 1968
3+	3
	Brandyn Thompson vs. Hawai'i; Oct. 17, 2008
2+	2
	JL Skinner at Wyoming; Nov. 19, 2022
Interception Return for a TD	33 yards
	<i>Boen Phelps vs. App State; Sept. 27, 2025</i>

Total Tackles	
25+	28
	Scott Russell vs. Northern Arizona; Sept. 17, 1988
20+	28
	Scott Russell vs. Northern Arizona; Sept. 17, 1988
15+	15
	DJ Schramm vs. Utah State; Nov. 25, 2022
12+	14
	Alexander Teubner at UNLV; Oct. 25, 2024

Solo Tackles	
10+	10
	Alexander Teubner vs. UCLA (LA Bowl); Dec. 16, 2023

Sacks	
4+	4.0
	Curtis Weaver vs. Portland State; Sept. 14, 2019
3+	3.0
	Isaiah Bagnah vs. Nevada; Oct. 2, 2021
2+	2.0
	<i>Braxton Fely vs. App State; Sept. 27, 2025</i>

Tackles For Loss	
4+	4.5
	Divine Obichere vs. Colorado State; Oct. 29, 2022
3+	3.0
	<i>Ty Benefield vs. Eastern Washington; Sept. 5, 2025</i>



SPECIAL TEAMS

Kickoff Returns

7+	7
Jeremy McNichols vs. San Diego State; Nov. 15, 2014	
6+	6
Kaden Dudley at Fresno State; Nov. 4, 2023	
5+	6
Kaden Dudley at Fresno State; Nov. 4, 2023	

Longest Kickoff Return

90+	96
Dylan Riley vs. Utah State; Oct. 5, 2024	
80+	96
Dylan Riley vs. Utah State; Oct. 5, 2024	
70+	96
Dylan Riley vs. Utah State; Oct. 5, 2024	
60+	96
Dylan Riley vs. Utah State; Oct. 5, 2024	
50+	96
Dylan Riley vs. Utah State; Oct. 5, 2024	
Kickoff Return for TD	96
Dylan Riley vs. Utah State; Oct. 5, 2024	

Punt Returns

9+	9
Rick Woods vs. Idaho State; Oct. 20, 1979	
7+	7
Avery Williams vs. Colorado State; Nov. 12, 2020	
6+	7
Avery Williams vs. Colorado State; Nov. 12, 2020	

Punt Return Yardage

150+	151
Quinton Jones vs. Boston College; Dec. 28, 2005	
100+	124
Avery Williams vs. Troy; Sept. 2, 2017; Troy	

Longest Punt Return

90+	90
Kyle Wilson vs. Fresno State; Nov. 28, 2008	
80+	81
Stefan Cobbs at UTEP; Sept. 10, 2021	
70+	81
Stefan Cobbs at UTEP; Sept. 10, 2021	
60+	81
Stefan Cobbs at UTEP; Sept. 10, 2021	
50+	81
Stefan Cobbs at UTEP; Sept. 10, 2021	

Punt Return for a TD

	0
Deven Wright vs. New Mexico; Sept. 9, 2022	

Punts

8+	8
James Ferguson-Reynolds at #7/6 Oregon; Sept. 7, 2024	
7+	7
James Ferguson-Reynolds vs. #20 UNLV (MW Championship); Dec. 6, 2024	
6+	7
James Ferguson-Reynolds vs. #20 UNLV (MW Championship); Dec. 6, 2024	

Punt Average (Min. Five Punts)

50.0+	51.0 (6-306)
James Ferguson-Reynolds at Utah State; Nov. 18, 2023	
48.0+	48.0 (5-240)
James Ferguson-Reynolds at Wyoming; Nov. 23, 2024	
45.0+	48.0 (5-240)
James Ferguson-Reynolds at Wyoming; Nov. 23, 2024	

Field Goals

5+	5
Eric Sachse at Florida State; Aug. 31, 2019	
4+	4
Jonah Dalmás at Air Force; Oct. 22, 2022	
3+	3
Jonah Dalmás at UNLV; Oct. 25, 2024	

Long Field Goals

55+	56
Jonah Dalmás vs. UCF; Sept. 9, 2023	
50+	50
Jonah Dalmás at UNLV (MW Championship); Dec. 2, 2023	
45+	48
Jonah Dalmás vs. Utah State; Oct. 5, 2024	

Points After Touchdown

10+	10
Anthony Montgomery vs. Idaho; Nov. 19, 2005	
9+	9
Dan Goodale vs. UT Martin; Sept. 7, 2013	
8+	8
Jonah Dalmás vs. San Diego State; Nov. 1, 2024	
7+	7
Colton Boomer at Air Force; Sept. 20, 2025	

THE LAST TIME (TEAM)

OFFENSE - TEAM

Yards of Total Offense

700+	818
vs. Connecticut; Sept. 8, 2018	
600+	637
vs. Eastern Washington; Sept. 5, 2025	
500+	592
at Air Force; Sept. 20, 2025	

Fewest Yards of Total Offense

100-	69
vs. Fresno State; Sept. 17, 1977	
200-	177
vs. UTEP; Sept. 23, 2022	
300-	177
vs. UTEP; Sept. 23, 2022	

Passing Yards

500+	503
vs. New Mexico; Nov. 14, 2015	
400+	407
at Florida State; Aug. 31, 2019	
300+	321
vs. App State; Sept. 27, 2025	

Fewest Passing Yards

50-	49
vs. Northern Arizona; Nov. 11, 1978	
100-	93
vs. UTEP; Sept. 23, 2022	
150-	119
vs. Nevada; Nov. 9, 2024	

Passing Touchdowns

6+	6
vs. Idaho; Nov. 14, 2009	
5+	5
vs. Hawai'i; Oct. 12, 2019	
4+	4
vs. App State; Sept. 27, 2025	

Rushing Yards

500+	531
vs. Montana; Oct. 27, 1973	
400+	400
vs. Connecticut; Sept. 8, 2018	
300+	328
vs. Eastern Washington; Sept. 5, 2025	

Fewest Rushing Yards

0-	-11
vs. Northern Arizona; Oct. 9, 1993	
50-	22
vs. Nevada; Oct. 2, 2021	
100-	100
at #21/21 Notre Dame; Oct. 4, 2025	

Rushing Touchdowns

8+	8
vs. San Jose State; Nov. 13, 2004	
7+	7
at Georgia Southern; Aug. 31, 2024	
6+	7
at Georgia Southern; Aug. 31, 2024	
5+	5
at Air Force; Sept. 20, 2025	

Points Scored

70+	70
vs. Idaho; Nov. 19, 2005	
60+	62
vs. Utah State; Oct. 5, 2024	
50+	51
vs. Eastern Washington; Sept. 5, 2025	
40+	47
vs. App State; Sept. 27, 2025	

Fewest Points Scored

0	0
vs. Washington State; Sept. 27, 1997	
7-	7
at #21/21 Notre Dame; Oct. 4, 2025	
14-	7
at #21/21 Notre Dame; Oct. 4, 2025	

Scoring Differential (+)

50+	+55 (62-7)
vs. Connecticut; Sept. 8, 2018	
40+	+42 (56-14)
vs. Portland State; Sept. 21, 2024	
30+	+33 (47-14)
vs. App State; Sept. 27, 2025	
20+	+33 (47-14)
vs. App State; Sept. 27, 2025	

DEFENSE - TEAM

Fumbles Recovered

6+	6
vs. Northwestern State; Nov. 15, 1986	
5+	5
vs. Eastern Washington; Oct. 14, 2000	

Interceptions

7+	7
vs. Cal Poly; Nov. 17, 1979	
6+	6
vs. Northern Iowa (First Round, I-AA Playoffs); Nov. 24, 1990	
5+	5
vs. Idaho; Nov. 14, 2009	
4+	4
vs. Virginia; Sept. 25, 2015	
3+	3
vs. App State; Sept. 27, 2025	

Fewest Yards Allowed

50-	33
vs. Northern Illinois (Poinsettia Bowl); Dec. 23, 2015	
100-	33
vs. Northern Illinois (Poinsettia Bowl); Dec. 23, 2015	
150-	112
vs. Wyoming; Oct. 28, 2023	

Safety

	vs. Virginia; Sept. 22, 2017
--	------------------------------



CAREER STARTS AT BOISE STATE

GAMES PLAYED AT BOISE STATE

OFFENSE

PLAYER	POS.	YR.	STREAK	TOTAL	2025	2024	2023	2022	2021	2020
Cameron Bates	WR	So.	0	2	2	0	-	-	-	-
Quinton Brown	WR	Fr.	0	1	1	-	-	-	-	-
Latrell Caples	WR	6th	0	22	2	11	0	9	0	0
Roger Carreon	OL	R-Jr.	0	18	4	6	7	1	-	-
Kage Casey	OL	R-Jr.	33	33	5	14	14	0	-	-
Kyle Cox	OL	R-So.	0	1	-	1	0	-	-	-
Ben Ford	WR	R-Sr.	2	4	3	1	0	0	0	-
Sire Gaines	RB	So.	1	3	2	1	-	-	-	-
Zach Holmes	OL	R-Sr.	1	9	1	8	0	-	-	-
Tyler Keinath	OL	R-Sr.	0	8	-	8	0	-	-	-
Matt Lauter	TE	R-Sr.	0	28	4	14	9	1	0	-
Maddux Madsen	QB	R-Jr.	19	20	5	14	1	0	-	-
Chris Marshall	WR	R-Jr.	2	4	4	0	-	-	-	-
Daylon Metoyer	OL	R-Jr.	5	7	5	2	-	-	-	-
Mason Randolph	OL	R-Sr.	7	29	5	3	11	10	0	-
Dylan Riley	RB	So.	0	1	1	0	-	-	-	-
Chase Penry	WR	R-Sr.	0	2	-	2	0	-	-	-
Hall Schmidt	OL	R-Jr.	0	12	-	12	0	0	-	-
Malik Sherrod	RB	6th	0	2	2	-	-	-	-	-
Jason Steele	OL	R-So.	5	8	5	3	0	-	-	-
Austin Terry	TE	R-Jr.	1	1	1	0	0	0	-	-
Matt Wagner	TE	R-So.	1	12	3	9	0	-	-	-

DEFENSE

PLAYER	POS.	YR.	STREAK	TOTAL	2025	2024	2023	2022	2021	2020
Davon Banks	CB	R-Sr.	1	3	2	1	-	-	-	-
Ty Benefield	S	Jr.	19	24	5	14	5	-	-	-
Jeremiah Earby	CB	Sr.	19	19	5	14	-	-	-	-
Braxton Fely	DT	Sr.	6	31	5	12	14	0	-	-
David Latu	DL	R-Jr.	0	3	3	-	-	-	-	-
Michael Madrie	DL	R-So.	0	1	1	0	0	-	-	-
Chase Martin	LB	Jr.	0	2	-	0	2	-	-	-
A'Marion McCoy	CB	5th	21	26	5	14	7	-	-	-
Jaden Mickey	CB	R-Jr.	0	2	2	-	-	-	-	-
Marco Notarainni	LB	R-Sr.	5	14	5	4	5	0	0	-
Boen Phelps	LB	R-So.	0	1	1	0	0	-	-	-
Jake Ripp	LB	R-Jr.	5	5	5	0	0	0	-	-
Max Stege	DE	Jr.	5	5	5	0	0	-	-	-
Jayden Virgin-Morgan	EDGE	R-Jr.	21	25	5	14	6	0	-	-
Dion Washington	DL	R-Sr.	1	1	1	-	-	-	-	-
Zion Washington	S	R-Sr.	16	21	5	13	3	0	0	-

OFFENSE

Player	2025	2024	2023	2022	2021	CAREER
Kaden Anderson	2	-	-	-	-	2
Cameron Bates	5	12	-	-	-	17
Mitch Bothwell	5	2	-	-	-	2
Quinton Brown	5	-	-	-	-	5
Latrell Caples	5	13	-	14	6	38
Roger Carreon	5	6	14	1	-	26
Kage Casey	5	14	14	5	-	38
Kayden Chan	-	3	-	-	-	3
Kyle Cox	3	13	-	-	-	16
Max Cutforth	4	1	-	-	-	5
Jambres Dubar	-	7	12	-	-	19
Ben Ford	5	11	-	2	-	18
Sire Gaines	5	3	-	-	-	8
Troy Grizzle	5	-	-	-	-	5
Zach Holmes	5	13	-	-	-	18
Tyler Keinath	3	10	-	-	-	13
Seth Knothe	3	10	2	-	-	15
Matt Lauter	4	14	13	14	-	45
Maddux Madsen	5	14	9	1	-	29
AJ Maes	1	-	-	-	-	1
Chris Marshall	5	4	-	-	-	9
Daylon Metoyer	5	6	-	-	-	11
Chase Penry	5	13	4	-	-	22
Mason Randolph	5	4	11	10	-	30
Carson Rasmussen	5	13	-	-	-	18
Dylan Riley	5	11	-	-	-	16
Hall Schmidt	2	12	-	-	-	14
Malik Sherrod	5	-	-	-	-	5
Jake Steele	5	9	-	-	-	14
Jason Steele	5	6	3	-	-	14
JJ Talo	4	-	-	-	-	4
Stewart Taufua	1	-	-	-	-	1
Austin Terry	4	10	10	-	-	24
Luke Voorhees	5	14	11	-	-	30
Matt Wagner	5	13	5	-	-	23
Demetric Whitlock Jr.	5	-	-	-	-	5
Qumonte Williams Jr.	5	-	-	-	-	5

DEFENSE

Player	2025	2024	2023	2022	2021	CAREER
Travis Anderson	5	4	-	-	-	9
Davon Banks	5	14	-	-	-	19
Ty Benefield	5	14	13	-	-	32
Bol Bol	2	-	-	-	-	2
Syncere Brackett-Lambey	4	-	-	-	-	4
Samuel Brooks	3	-	-	-	-	3
Roman Gaywood	4	-	-	-	-	4
Arthur de Boachie	3	-	-	-	-	3
Jeremiah Earby	5	14	-	-	-	19
Braxton Fely	5	14	14	14	-	47
Demetrius Freney	3	-	-	-	-	3
Derek Ganter Jr.	5	-	-	-	-	5
Spencer Gieg	-	2	-	-	-	2
Mason Jacobsen	2	5	6	-	-	13
Franklyn Johnson Jr.	5	2	2	-	-	9
Sterling Lane II	2	-	-	-	-	2
David Latu	3	-	-	-	-	3
Michael Madrie	5	7	-	-	-	12
Keanu Mailoto	5	-	-	-	-	5
Chase Martin	3	13	14	-	-	30
Clay Martineau	3	14	-	-	-	17
A'Marion McCoy	5	14	14	-	-	33
Jaden Mickey	4	-	-	-	-	4
Cole Miller	5	13	-	-	-	18
Marco Notarainni	5	14	8	2	1	30
Boen Phelps	5	14	1	-	-	20
Jake Ripp	5	14	13	-	-	32
Lopez Sanusi	4	2	-	-	-	6
Sherrod Smith	4	-	-	-	-	4
Max Stege	5	14	9	-	-	28
Trey Tolmaire	1	-	-	-	-	1
Mana Tuioti	5	-	-	-	-	5
Jayden Virgin-Morgan	5	14	14	3	-	36
Dion Washington	5	-	-	-	-	5
Zion Washington	5	14	14	10	2	45
Jaylen Webb	2	-	-	-	-	2
Malakai Williams	5	-	-	-	-	5

SPECIAL TEAMS

Player	2025	2024	2023	2022	2021	CAREER
Colton Boomer	5	-	-	-	-	5
Oscar Doyle	5	-	-	-	-	5
Mason Hutton	5	14	14	14	-	47
Canaan Moore	1	-	-	-	-	1
Jarrett Reeser	2	7	-	-	-	9



2025 STARTING STATS

2025 STARTS BY POSITION

S		S											
Ty Benefield 5		Zion Washington 5											
LB		LB		N/LB									
Marco Notarainni 5		Jake Ripp 5		Davon Banks (N) 2									
				Jaden Mickey (N) 2									
				Boen Phelps (LB) 1									
CB		EDGE		DL		DL		DE		CB			
A'Marion McCoy 5		Jayden Virgin-Morgan 5		Braxton Fely 5		David Latu 3		Max Stege 5		Jeremiah Earby 5			
						Michael Madrie 1							
						Dion Washington 1							
WR		LT		LG		C		RG		RT		WR	
Ben Ford 3		Kage Casey 5		Jason Steele 5		Mason Randolph 4		Roger Carreon 4		Daylon Metoyer 5		Chris Marshall 4	
Cameron Bates 2						Zach Holmes 1		Mason Randolph 1				Latrell Caples 2	
TE/WR						QB				TE			
Matt Wagner (TE) 3						Maddux Madsen 5				Matt Lauter 4			
Quinton Brown (WR) 1										Austin Terry 1			
						RB							
						Sire Gaines 2							
						Malik Sherrod 2							
						Dylan Riley 1							

OFFENSIVE GAME-BY-GAME STARTERS

Opponent	QB	RB	TE	WR	WR	TE/WR	LT	LG	C	RG	RT
at South Florida	Madsen	Sherrod	Lauter	Ford	Marshall	Wagner (TE)	Casey	Jas. Steele	Randolph	Carreon	Metoyer
Eastern Washington	Madsen	Gaines	Lauter	Bates	Marshall	Brown (WR)	Casey	Jas. Steele	Randolph	Carreon	Metoyer
at Air Force*	Madsen	Sherrod	Lauter	Bates	Caples	Wagner (TE)	Casey	Jas. Steele	Randolph	Carreon	Metoyer
App State	Madsen	Riley	Lauter	Ford	Caples	Marshall (WR)	Casey	Jas. Steele	Randolph	Carreon	Metoyer
at #21/21 Notre Dame	Madsen	Gaines	Terry	Ford	Marshall	Wagner (TE)	Casey	Jas. Steele	Holmes	Randolph	Metoyer
New Mexico*											
UNLV*											
at Nevada*											
Fresno State*											
at San Diego State*											
Colorado State*											
at Utah State											

DEFENSIVE GAME-BY-GAME STARTERS

Opponent	DE	DL	DL	EDGE	LB	LB	N/LB	CB	S	S	CB
at South Florida	Stege	Fely	Latu	Virgin-Morgan	Notarainni	Ripp	Banks (N)	Earby	Benefield	Z. Washington	McCoy
Eastern Washington	Stege	Fely	Latu	Virgin-Morgan	Notarainni	Ripp	Mickey (N)	Earby	Benefield	Z. Washington	McCoy
at Air Force*	Stege	Fely	Latu	Virgin-Morgan	Notarainni	Ripp	Phelps (LB)	Earby	Benefield	Z. Washington	McCoy
App State	Stege	Fely	Madrie	Virgin-Morgan	Notarainni	Ripp	Mickey (N)	Earby	Benefield	Z. Washington	McCoy
at #21/21 Notre Dame	Stege	Fely	D. Washington	Virgin-Morgan	Notarainni	Ripp	Banks (N)	Earby	Benefield	Z. Washington	McCoy
New Mexico*											
UNLV*											
at Nevada*											
Fresno State*											
at San Diego State*											
Colorado State*											
at Utah State											



TEAM STATISTICS

	BOISE	OPP
Scoring	161	127
Points per game	32.2	25.4
Points Off Turnovers	21	0
First Downs	118	80
Rushing	47	36
Passing	59	32
Penalty	12	12
Rushing Yardage	984	811
Yards gained rushing	1100	910
Yards lost rushing	116	99
Rushing attempts	186	174
Average per rush	5.3	4.7
Average per game	196.8	162.2
TDs Rushing	11	11
Passing Yardage	1411	931
Comp-Att-Int	107-179-5	76-133-5
Average per pass	7.9	7.0
Average per catch	13.2	12.3
Average per game	282.2	186.2
TDs Passing	9	6
Total offense	2395	1742
Total plays	365	307
Average per play	6.6	5.7
Average per game	479.0	348.4
Kick returns: #-Yards	8-110	2-32
Punt returns: #-Yards	4-23	4-71
Int returns: #-Yards	5-101	5-28
Kick return average	13.8	16.0
Punt return average	5.8	17.8
Int return average	20.2	5.6
Fumbles-Lost	10-3	6-2
Penalties-Yards	44-386	40-346
Average per game	77.2	69.2
Punts-Yards	16-717	24-1040
Average per punt	44.8	43.3
Net punt average	39.1	40.7
Kickoffs-Yards	30-1943	25-1540
Average per kick	64.8	61.6
Net kick average	40.4	39.8
Time of possession / game	32:47	27:13
3rd-down conversion	35/72	25/66
3rd-down pct	49%	38%
4th-down conversion	5/13	5/11
4th-down pct	38%	45%
Sacks by-Yards	11-60	7-62
Misc Yards	0	0
Touchdowns scored	22	17
Field goals - attempts	3-5	3-3
On-Side kicks	0-0	0-1
Red-zone scores	(14-20) 70%	(17-18) 94%
Red-zone touchdowns	(12-20) 60%	(15-18) 83%
PAT-attempts	(20-21) 95%	(14-15) 93%
2-point conversion-attempts	(0-1) 0%	(1-2) 50%
Attendance	65,791	136,375
Games / Avg per game	2/32,896	3/45,458
Neutral site games	-	0/0

SCORE BY QUARTERS

	1st	2nd	3rd	4th	OT	Total
Boise St.	55	34	30	42	0	161
Opponents	13	39	38	37	0	127

GAME RECORDS

Record	Overall	Home	Away	Neutral
ALL GAMES	3-2	2-0	1-2	0-0
CONFERENCE	1-0	0-0	1-0	0-0
NON-CONFERENCE	2-2	2-0	0-2	0-0

RESULTS

Date	Opponent	W/L	Score	Att.
8/28/2025	at South Fla.	L	7-34	34,707
9/05/2025	Eastern Wash.	W	51-14	32,887
9/20/2025	at Air Force	W	49-37	24,046
9/27/2025	App State	W	47-14	32,904
10/5/2025	at #21/21 Notre Dame	L	7-28	77,622

RUSHING

Player	GP	Att	Gain	Loss	Net	Avg	TD	Lg	Avg/G
Dylan Riley	5	53	403	10	393	7.4	5	77	78.6
Sire Gaines	5	49	295	11	284	5.8	1	46	56.8
Malik Sherrod	5	37	216	12	204	5.5	2	40	40.8
Maddux Madsen	5	30	123	66	57	1.9	2	14	11.4
Cameron Bates	5	3	37	0	37	12.3	1	20	7.4
Seth Knothe	3	7	26	0	26	3.7	0	5	8.7
Max Cutforth	4	2	0	11	-11	-5.5	0	0	-2.8
Team	5	5	0	6	-6	-1.2	0	0	-1.2
Total	5	186	116	984	5.3	11	77	196.8	
Opponents	5	174	910	99	811	4.7	11	64	162.2

PASSING

Player	GP	Effic	C-A-I	Pct	Yds	TD	Lg	Avg/G
Maddux Madsen	5	138.2	101-169-5	59.8	1344	9	75	268.8
Max Cutforth	4	116.3	6-10-0	60.0	67	0	19	16.8
Total	5	137.0	107-179-5	59.8	1411	9	75	282.2
Opponents	5	123.3	76-133-5	57.1	931	6	74	186.2

RECEIVING

Player	G	No.	Yds	Avg	TD	Lg	Avg/G
Latrell Caples	5	21	292	13.9	2	34	58.4
Ben Ford	5	14	221	15.8	3	60	44.2
Chris Marshall	5	14	274	19.6	1	46	54.8
Matt Lauter	4	13	148	11.4	1	20	37.0
Malik Sherrod	5	11	85	7.7	0	24	17.0
Matt Wagner	5	10	113	11.3	0	28	22.6
Sire Gaines	5	6	33	5.5	0	11	6.6
Dylan Riley	5	6	100	16.7	1	75	20.0
Quinton Brown	5	4	51	12.8	1	29	10.2
Chase Penry	5	3	31	10.3	0	17	6.2
Cameron Bates	5	3	44	14.7	0	31	8.8
Luke Voorhees	5	1	7	7.0	0	7	1.4
Demetric Whitlock Jr.	5	1	12	12.0	0	12	2.4
Total	5	107	1411	13.2	9	75	282.2
Opponents	5	76	931	12.3	6	74	186.2

PUNT RETURNS

Player	No.	Yds	Avg	TD	Long
Malik Sherrod	4	23	5.8	0	16
Total	4	23	5.8	0	16
Opponents	4	71	17.8	0	45

INTERCEPTIONS

Player	No.	Yds	Avg	TD	Long
Ty Benefield	1	23	23.0	0	23
A'Marion McCoy	1	26	26.0	1	26
Boen Phelps	1	33	33.0	1	33
Trey Tolmair	1	21	21.0	0	21
Sherrod Smith	1	-2	-2.0	0	0
Total	5	101	20.2	2	33
Opponents	5	28	5.6	0	24

KICK RETURNS

Player	No.	Yds	Avg	TD	Long
Malik Sherrod	6	104	17.3	0	23
Luke Voorhees	1	6	6.0	0	6
Total	8	110	13.8	0	23
Opponents	2	32	16.0	0	20

FUMBLE RETURNS

Player	No.	Yds	Avg	TD	Long
Jaden Mickey	1	0	0.0	0	0
Mana Tuoti	1	0	0.0	0	0
Total	2	0	0.0	0	0
Opponents	3	22	7.3	0	22

KICKOFFS

Player	No.	Yds	Avg	TB	OB	Retn	Net	YdLn
Colton Boomer	27	1751	64.9	26	0	-	-	-
Jarrett Reeser	3	192	64.0	2	0	-	-	-
Total	30	1943	64.8	28	0	2	40.4	24
Opponents	25	1540	61.6	15	0	6	39.8	25

PUNTING

Player	No.	Yds	Avg	Lg	TB	FC	i20	50+	Blk
Oscar Doyle	12	562	46.8	59	1	7	4	3	0
Total	12	562	46.8	59	1	7	4	3	0
Opponents	21	907	43.2	62	1	10	3	6	0

SCORING

Player	TD	FGs	PAT			DXP	Saf	Pts
			Kick	Rsh	Pass			
Dylan Riley	6	-	-	-	-	-	-	36
Colton Boomer	-	2-3	16-17	-	-	-	-	22
Ben Ford	3	-	-	-	-	-	-	18
Malik Sherrod	2	-	-	-	-	-	-	12
Latrell Caples	2	-	-	-	-	-	-	12
Maddux Madsen	2	-	-	-	-	-	-	12
Canaan Moore	-	1-2	4-4	-	-	-	-	7
Matt Lauter	1	-	-	-	-	-	-	6
Chris Marshall	1	-	-	-	-	-	-	6
A'Marion McCoy	1	-	-	-	-	-	-	6
Boen Phelps	1	-	-	-	-	-	-	6
Cameron Bates	1	-	-	-	-	-	-	6
Sire Gaines	1	-	-	-	-	-	-	6
Quinton Brown	1	-	-	-	-	-	-	6
Total	22	3-5	20-21	0	0	0	0	161
Opponents	17	3-3	14-15	0	1	1	0	127

TOTAL OFFENSE

Player	GP	Plays	Rush	Pass	Total	Avg/G
Maddux Madsen	5	199	57	1344	1401	280.2
Dylan Riley	5	53	393	0	393	78.6
Sire Gaines	5	49	284	0	284	56.8
Malik Sherrod	5	37	204	0	204	40.8
Max Cutforth	4	12	-11	67	56	14.0
Cameron Bates	5	3	37	0	37	7.4
Seth Knothe	3	7	26	0	26	8.7
Team	5	0	-6	0	-6	-1.2
Total	5	365	984	1411	2395	479.0
Opponents	5	307	811	931	1742	348.4

ALL-PURPOSE

Player	G	Rush	Rcv	PR	KR	IR	Total	Avg/G
Dylan Riley	5	393	100	0	0	0	493	98.6
Malik Sherrod	5	204	85	23	104	0	416	83.2
Sire Gaines	5	284	33	0	0	0	317	63.4
Latrell Caples	5	0	292	0	0	0	292	58.4
Chris Marshall	5	0	274	0	0	0	274	54.8
Ben Ford	5	0	221	0	0	0	221	44.2
Matt Lauter	4	0	148	0	0	0	148	37.0
Matt Wagner	5	0	113	0	0	0	113	22.6
Cameron Bates	5	37	44	0	0	0	81	16.2
Maddux Madsen	5	57	0	0	0	0	57	11.4
Quinton Brown	5	0	51	0	0	0	51	10.2
Boen Phelps	5	0	0	0	0	33	33	6.6
Chase Penry	5	0	31	0	0	0	31	6.2
Seth Knothe	3	26	0	0	0	0	26	8.7
A'Marion McCoy	5	0	0	0	0	26	26	5.2
Ty Benefield	5	0	0	0	0	23	23	4.6
Trey Tolmair	1	0	0	0	0	21	21	21.0
Luke Voorhees	5	0	7	0	6	0	13	2.6
Demetric Whitlock Jr.	5	0	12	0	0	0	12	2.4
Sherrod Smith	4	0	0	0	0	-2	-2	-0.5
Max Cutforth	4	-11	0	0	0	0	-11	-2.8
Total	5	984	1411	23	110	101	2629	525.8
Opponents	5	811	931	71	32	28	1873	374.6



FIELD GOALS

Player	fg	pct.	01-19	20-29	30-39	40-49	50-99	lg	blk
Colton Boomer	2-3	66.7	0-0	1-1	0-0	1-2	0-0	40	0
Canaan Moore	1-2	50.0	0-0	0-1	1-1	0-0	0-0	35	0
Opponents	3-3	100.0	0-0	1-1	1-1	0-0	1-1	52	0

FIELD GOAL SEQUENCE

Numbers in (parentheses) indicate field goal was made.

Game	Boise State	Opponents
South Fla.		(52),(33)
Eastern Wash.	46,(35),24	
Air Force		(25)
App State	(25),(40)	
Notre Dame		

Numbers in (parentheses) indicate field goal was made



DEFENSIVE LEADERS

No.	Name	GP	Tackles				Sacks No-Yards	Int-Yds	Pass Defense		Fumbles		Blkd	
			Solo	Ast	Total	TFL/Yds			BrUp	QBH	Rcv-Yds	FF	Kick	Saf
0	Ty Benefield	5	25	16	41	5.5-17	.	1-23	1	.	.	1	.	.
53	Marco Notarainni	5	21	12	33	1.5-3	.	.	.	4
21	Zion Washington	5	20	10	30	1.5-2	.	.	1
6	Jeremiah Earby	5	17	9	26	1.5-5	0.5-4	.	2
43	Jake Ripp	5	9	14	23	1.5-6	.	.	.	3
41	Boen Phelps	5	11	11	22	1-1	.	1-33	.	2
5	Jayden Virgin-Morgan	5	7	14	21	2-12	1.5-11	.	.	1	.	1	.	.
7	A'Marion McCoy	5	9	5	14	1.5-3	.	1-26	2
90	Braxton Fely	5	3	9	12	4-30	3.5-29	1	.
4	Davon Banks	5	5	5	10	1.5-5	.	.	1	1
20	Jaden Mickey	4	7	2	9	1-2	.	.	1	.	1-0	1	.	.
95	Max Stege	5	2	7	9	0.5-3	0.5-3	.	.	1
19	Dion Washington	5	2	5	7	1-1	1-1
96	Lopez Sanusi	4	2	3	5	1-5	1-5
15	Malakai Williams	5	3	2	5	2-6	2-6	.	.	4	.	1	.	.
99	Michael Madrie	5	4	1	5
16	Franklyn Johnson Jr.	5	3	1	4
92	David Latu	3	1	3	4	1-1
13	Sterling Lane II	2	2	.	2	1-1	1-1	.	.	1
80	Cameron Bates	5	1	1	2
38	Travis Anderson	5	2	.	2	.	.	.	1
14	Demetrius Freeney	3	2	.	2
94	Keanu Mailoto	5	.	2	2	.	.	.	1
10	Derek Ganter Jr.	5	1	.	1
31	Cole Miller	5	1	.	1
96	Luke Voorhees	5	.	1	1
17	Clay Martineau	3	.	1	1	0.5-1
62	Roger Carreon	5	1	.	1
44	Syncere Brackett-Lambey	4	.	1	1	0.5-0
18	Samuel Brooks	3	.	1	1
29	Arthur de Boachie	3	.	1	1
55	Mana Tuioti	5	.	1	1	1-0	.	.	.
51	Roman Caywood	4	1
35	Trey Tolmaire	1	1-21
23	Sherrod Smith	4	1--2
Totals		5	161	138	299	30-104	11-60	5-101	11	17	2-0	4	1	0
Opponents		5	170	188	358	24-98	7-62	5-28	15	17	3-22	4	1	0



2025 SCORING DRIVE BREAKDOWN

SCORING DRIVES

Aug. 28 at South Florida	Qtr	Time	Plays	Yards	Elapsed
#5 C.Marshall 6 yd pass from #4 M.Madsen	1	1:10	9	38	4:35

Sept. 5 vs. Eastern Washington	Qtr	Time	Plays	Yards	Elapsed
#8 M.Sherrod 20 yd rush	1	13:50	3	75	1:10
#26 S.Gaines 8 yd rush	1	10:01	6	41	2:03
#82 B.Ford 60 yd pass from #4 M.Madsen	1	2:49	1	60	0:08
#4 M.Madsen 11 yd rush	2	6:26	5	80	2:19
#48 C.Moore 35 yd FG	2	0:50	5	31	0:53
#80 C.Bates 20 yd rush	3	4:55	9	65	4:53
#82 B.Ford 6 yd pass from #4 M.Madsen	4	11:56	12	90	6:02
#24 D.Riley 77 yd rush	4	3:54	3	75	1:36

Sept. 20 at Air Force	Qtr	Time	Plays	Yards	Elapsed
#24 D.Riley 4 yd rush	1	7:09	9	75	4:45
#24 D.Riley 34 yd rush	1	2:38	5	68	1:55
#85 M.Lauter 3 yd pass from #4 M.Madsen	2	10:25	10	52	4:32
#8 M.Sherrod 40 yd rush	3	11:51	4	75	2:01
#24 D.Riley 75 yd pass from #4 M.Madsen	3	0:58	1	75	0:12
#24 D.Riley 8 yd rush	4	4:26	8	75	4:26
#24 D.Riley 43 yd rush	4	0:16	3	50	0:16

Sept. 27 vs. App State	Qtr	Time	Plays	Yards	Elapsed
#3 L.Caples 10 yd pass from #4 M.Madsen	1	9:49	10	75	5:11
#7 A.McCoy 26 yd interception return	1	1:49	-	-	
#82 B.Ford 14 yd pass from #4 M. Madsen	2	7:07	10	80	5:53
#35 C.Boomer 25 yd FG	2	0:05	9	62	1:11
#35 C.Boomer 40 yd FG	3	5:59	11	58	4:35
#25 Q.Brown 29 yd pass from #4 M.Madsen	3	1:24	7	58	3:07
#3 L.Caples 34 yd pass from #4 M.Madsen	4	10:47	8	69	4:07
#41 B.Phelps 33 yd interception return	4	10:21	-	-	-

Oct. 4 at No. 21/21 Notre Dame	Qtr	Time	Plays	Yards	Elapsed
#4 M. Madsen 1 yd rush	2	4:03	10	72	5:24

SCORING DRIVE ANALYSIS

	Boise State		Opponent	
	TD	FG	TD	FG
Negative yards	-	-	-	-
0-9 yards	-	-	-	-
10-19 yards	-	-	-	-
20-29 yards	-	-	-	-
30-39 yards	1	1	-	-
40-49 yards	1	-	3	-
50-59 yards	3	1	1	1
60-69 yards	4	1	1	-
70-79 yards	8	-	4	-
80-89 yards	2	-	2	-
90-99 yards	1	-	-	-
Return/Recovery	-	-	-	-
Safety	-	-	-	-

FEWEST PLAYS

Plays	Date	Opponent	Plays	Yds	TOP Result
1	Sept. 5	Eastern Washington	1	60	0:08 Touchdown
1	Sept. 20	at Air Force	1	75	0:12 Touchdown
3	Sept. 5	Eastern Washington	3	75	1:10 Touchdown
3	Sept. 5	Eastern Washington	3	75	1:36 Touchdown
3	Sept. 20	at Air Force	3	50	0:16 Touchdown

MOST PLAYS

Plays	Date	Opponent	Plays	Yds	TOP Result
12	Sept. 5	Eastern Washington	12	90	6:02 Touchdown
11	Sept. 27	App State	11	58	3:07 Field Goal
10	Sept. 27	App State	10	80	5:53 Touchdown
10	Sept. 27	App State	10	75	5:11 Touchdown
10	Oct. 4	at No. 21/21 Notre Dame	10	72	5:24 Touchdown

FEWEST YARDS

Yds	Date	Opponent	Plays	Yds	TOP Result
31	Sept. 5	Eastern Washington	5	31	0:53 Field Goal
38	Aug. 28	at USF	9	38	4:35 Touchdown
41	Sept. 5	Eastern Washington	6	41	2:03 Touchdown
50	Sept. 20	at Air Force	3	50	0:16 Touchdown
58	Sept. 27	App State	11	58	4:35 Field Goal
58	Sept. 27	App State	7	58	4:07 Touchdown

MOST YARDS

Yds	Date	Opponent	Plays	Yds	TOP Result
90	Sept. 5	Eastern Washington	12	90	6:02 Touchdown
80	Sept. 5	Eastern Washington	5	80	2:19 Touchdown
80	Sept. 27	App State	10	80	5:53 Touchdown
75	Sept. 5	Eastern Washington	3	75	1:10 Touchdown
75	Sept. 5	Eastern Washington	3	75	1:36 Touchdown
75	Sept. 20	at Air Force	9	75	4:45 Touchdown
75	Sept. 20	at Air Force	4	75	2:01 Touchdown
75	Sept. 20	at Air Force	1	75	0:12 Touchdown
75	Sept. 20	at Air Force	8	75	4:26 Touchdown
75	Sept. 27	App State	10	75	5:11 Touchdown

LEAST AMOUNT OF TIME

TOP	Date	Opponent	Plays	Yds	TOP Result
0:08	Sept. 5	Eastern Washington	1	60	0:08 Touchdown
0:12	Sept. 20	at Air Force	1	75	0:12 Touchdown
0:16	Sept. 20	at Air Force	3	50	0:16 Touchdown
0:53	Sept. 5	Eastern Washington	5	31	0:53 Field Goal
1:10	Sept. 5	Eastern Washington	3	75	1:10 Touchdown

MOST AMOUNT OF TIME

TOP	Date	Opponent	Plays	Yds	TOP Result
6:02	Sept. 5	Eastern Washington	12	90	6:02 Touchdown
5:53	Sept. 27	App State	10	80	5:53 Touchdown
5:24	Oct. 4	at No. 21/21 Notre Dame	10	72	5:24 Touchdown
5:11	Sept. 27	App State	10	75	5:11 Touchdown
4:53	Sept. 5	Eastern Washington	9	65	4:53 Touchdown

GAME OPENING DRIVES

	Boise State				Opponent			
	Plays	Yds	TOP Result		Plays	Yds	TOP Result	
at USF	10	41	5:10 Fumble		3	-12	1:17 Punt	
Eastern Washington	3	75	1:10 Touchdown		4	16	1:46 Fumble	
at Air Force	3	1	0:54 Punt		5	74	2:07 Touchdown	
App State	10	75	5:11 Touchdown		8	31	3:49 Punt	
at No. 21/21 Notre Dame	5	12	Touchdown		10	73	4:53 Downs	

SECOND HALF OPENING DRIVES

	Boise State				Opponent			
	Plays	Yds	TOP Result		Plays	Yds	TOP Result	
at USF	3	-8	2:10 Punt		6	15	2:57 Punt	
Eastern Washington	9	65	4:53 Touchdown		10	40	5:12 Downs	
at Air Force	4	75	2:01 Touchdown		3	75	1:08 Touchdown	
App State	6	21	2:50 Punt		3	5	0:44 Punt	
at No. 21/21 Notre Dame	8	34	4:40 Punt		10	79	4:31 Touchdown	



OFFENSIVE GAME-BY-GAME SUMMARIES

	RUSHING					RECEIVING				PASSING				KICK RETURNS				PUNT RETURNS				Total		
Game	Pts	No.	Yds	TD	Lg	No.	Yds	TD	Lg	Cmp	Att	Int	Yds	TD	Lg	No	Yds	TD	Lg	No	Yds	TD	Lg	off
Boise State	7	38	122	0	14	27	256	1	31	27-48-0	256	1	31	3	39	0	17	0	0	0	0	0	0	378
at USF	34	28	117	3	49	17	255	1	55	17-25-0	255	1	55	0	0	0	0	1	8	0	8			372
Boise State	51	39	328	5	77	17	309	2	60	17-29-0	309	2	60	1	20	0	20	2	16	0	16			637
Eastern Washington	14	31	117	2	18	19	176	0	49	19-37-1	176	0	49	0	0	0	0	0	0	0	0	0	0	293
Boise State	49	31	282	5	43	16	310	2	75	16-27-1	310	2	75	3	38	0	23	1	7	0	7			592
at Air Force	37	55	268	3	64	13	246	2	74	13-20-1	246	2	74	0	0	0	0	0	0	0	0	0	0	514
Boise State	47	44	152	0	28	25	321	4	34	25-38-0	321	4	34	1	13	0	10	1	0	0	0			473
App State	14	29	109	1	39	12	65	1	12	12-28-3	65	1	12	2	32	0	20	1	45	0	45			174
Boise State	7	34	100	1	20	22	215	0	28	22-37-4	215	0	28	0	0	0	0	0	0	0	0			315
at No. 21/21 Notre Dame	28	31	200	2	49	15	189	2	24	15-23-0	189	2	24	0	0	0	0	2	18	0	23			389
Boise State	161	186	984	11	77	107	1,411	9	75	107-179-5	1,411	9	75	8	110	0	23	4	23	0	16			2,395
Opponents	127	174	811	11	64	76	931	6	74	76-133-5	931	6	74	2	32	0	20	4	71	0	45			1,742

DEFENSIVE GAME-BY-GAME SUMMARIES

Game	TACKLES				TFL-Yds	SACKS		FUMBLES		PASS DEFENSE			Blkd Kick	KICKS		XPTS		SCORING OFF		Pts
	Solo	Ast	Total			No	Yds	FF	FR-Yds	Int-Yds	QBH	Brk		Att	Mad	Run	Rcv	Saf	T/O	
Boise State	26	34	60		7.0-31	4-27	1	0-0	0-0	0	2	0		1-1	0	0	0	0	0	7
at USF	36	56	92		5.0-11	1-5	2	3-22	0-0	5	6	0		4-4	0	0	0	0	0	34
Boise State	40	16	56		7.0-15	1-5	1	1-0	1-21	9	3	0		6-7	0	0	0	0	7	51
Eastern Washington	39	20	59		5.0-18	0-0	0	0-0	0-0	2	3	1		2-2	0	0	0	0	0	14
Boise State	42	34	76		6.0-11	1-1	0	0-0	1-23	1	1	0		7-7	0	0	0	0	0	49
at Air Force	22	34	56		1.0-1	0-0	0	0-0	1-0	4	2	0		4-4	0	0	0	0	0	37
Boise State	27	30	57		5.0-27	5-27	1	1-0	3-57	6	4	0		5-5	0	0	0	0	14	47
App State	41	38	79		9.0-35	2-24	1	0-0	0-0	4	2	0		2-2	0	0	0	0	0	14
Boise State	26	24	50		5.0-20	0-0	1	0-0	0-0	1	1	1		1-1	0	0	0	0	0	7
at No. 21/21 Notre Dame	32	40	72		4.0-33	4-33	1	0-0	4-28	2	2	0		2-3	0	1	0	0	0	28
Boise State	161	138	299		30.0-104	11-60	4	2-0	5-101	17	11	1		20-21	0	0	0	0	21	161
Opponents	170	188	358		24.0-98	7-62	4	3-22	5-28	17	15	1		14-15	0	1	0	0	0	127

SPECIAL TEAMS GAME-BY-GAME SUMMARIES

Game	PUNTING										FIELD GOALS				KICKOFFS				
	No.	Yds	Avg	Lg	Blkd	TB	FC	50+	i20		Made	Att	Lg	Blkd	No.	Yds	Avg	TB	OB
Boise State	4	191	47.8	51	0	1	1	1	0		0-0	0	0	0	2	130	65.0	2	0
at USF	4	169	42.3	50	0	0	2	1	1		2-2	52	0	0	7	418	59.7	4	0
Boise State	2	107	53.5	59	0	0	1	1	1		1-3	35	0	0	9	585	65.0	9	0
Eastern Washington	8	318	39.8	62	0	0	3	2	2		0-0	0	0	0	3	195	65.0	1	0
Boise State	2	100	50.0	51	0	0	2	1	1		0-0	0	0	0	8	520	65.0	8	0
at Air Force	2	88	44.0	46	0	0	0	0	0		1-1	25	0	0	7	399	57.0	4	0
Boise State	4	164	41.0	44	0	0	3	0	2		2-2	40	0	0	9	578	64.2	7	0
App State	7	332	47.4	54	0	1	5	3	0		0-0	0	0	0	3	203	67.7	1	0
Boise State	4	155	38.8	50	0	0	0	1	0		0-0	0	0	0	2	130	65.0	2	0
at No. 21/21 Notre Dame	3	133	44.3	45	0	1	1	0	1		0-0	0	0	0	5	325	65.0	5	0
Boise State	16	717	44.8	59	0	1	7	4	4		3-5	40	0	0	30	1943	64.8	28	0
Opponents	24	1040	43.3	62	0	2	11	6	4		3-3	52	0	0	25	1540	61.6	15	0

3RD DOWN CONVERSIONS

Date	Opponent	Score	Overall	1st Qtr	2nd Qtr	3rd Qtr	4th Qtr	OT
Aug. 28	at USF	L 7-34	6-17 35.3	2-5 40.0	2-4 50.0	0-4 0.0	2-4 50.0	0-0 0.0
Sept. 5	Eastern Washington	W 51-14	7-13 53.8	1-2 50.0	0-3 0.0	3-3 100.0	3-5 60.0	0-0 0.0
Sept. 20	at Air Force	W 49-37	7-10 70.0	1-2 50.0	3-5 60.0	1-1 100.0	2-2 100.0	0-0 0.0
Sept. 27	App State	W 47-14	9-18 50.0	3-5 60.0	2-3 66.7	2-5 40.0	2-5 40.0	0-0 0.0
Oct. 4	at No. 21/21 Notre Dame	L 7-28	6-14 42.9	0-2 0.0	3-4 75.0	3-4 75.0	0-4 0.0	0-0 0.0
	Boise State		29-58 50.0	7-14 50.0	7-15 46.7	6-13 46.2	9-16 56.3	0-0 0.0
	Opponents		21-57 36.8	6-17 35.3	4-13 30.8	6-15 40.0	5-12 41.7	0-0 0.0

4TH DOWN CONVERSIONS

Date	Opponent	Score	Overall	1st Qtr	2nd Qtr	3rd Qtr	4th Qtr	OT
Aug. 28	at USF	L 7-34	2-6 33.3	1-1 100.0	0-0 0.0	1-3 33.3	0-2 0.0	0-0 0.0
Sept. 5	Eastern Washington	W 51-14	0-1 0.0	0-0 0.0	0-0 0.0	0-0 0.0	0-1 0.0	0-0 0.0
Sept. 20	at Air Force	W 49-37	0-0 0.0	0-0 0.0	0-0 0.0	0-0 0.0	0-0 0.0	0-0 0.0
Sept. 27	App State	W 47-14	2-3 66.7	0-0 0.0	0-0 0.0	1-1 100.0	1-2 50.0	0-0 0.0
Oct. 4	at No. 21/21 Notre Dame	L 7-28	6-14 42.9	0-2 0.0	3-4 75.0	3-4 75.0	0-4 0.0	0-0 0.0
	Boise State		4-10 40.0	1-1 100.0	0-0 0.0	2-4 50.0	1-5 20.0	0-0 0.0
	Opponents		5-9 55.6	0-2 0.0	2-3 66.7	2-3 66.7	1-1 100.0	0-0 0.0

TIME OF POSSESSION

Date	Opponent	Score	Overall	1st Qtr	2nd Qtr	3rd Qtr	4th Qtr	OT
Aug. 28	at USF	L 7-34	36:21	10:47	07:57	08:50	08:47	00:00
Sept. 5	Eastern Washington	W 51-14	28:24	04:34	08:08	04:53	10:49	00:00
Sept. 20	at Air Force	W 49-37	23:40	07:39	08:09	02:13	05:39	00:00
Sept. 27	App State	W 47-14	38:10	08:31	07:04	10:38	11:57	00:00
Oct. 4	at No. 21/21 Notre Dame	L 7-28	35:46	07:39	07:37	08:49	11:41	00:00
	Boise State		39:10	38:55	35:23	50:29	00:00	00:00
		32:47	07:50	07:47	07:05	10:06	00:00	00:00
	Opponents		30:28	41:27	32:08	32:00	00:00	00:00
		27:13	06:06	08:17	06:26	06:24	00:00	00:00



2025 RED ZONE STATISTICS

BOISE STATE INSIDE THE RED ZONE

Date	Opponent	Score	Times		Total	Rush	Pass	FGs	---- Failed to score inside RZ ----						
			In RZ	Scored		TDs	TDs	Made	FGA	Downs	Int	Fumb	Half	Game	
Aug. 28	at South Fla.	L 7-34	3	1	7	1	0	1	0	0	0	2	0	0	0
Sept. 5	Eastern Wash.	W 51-14	8	6	37	5	4	1	1	2	1	0	0	0	0
Sept. 20	at Air Force	W 49-37	4	3	21	3	2	1	0	0	0	1	0	0	0
Sept. 27	App State	W 47-14	4	3	17	2	0	2	1	1	1	0	0	0	0
Oct. 4	at No. 21/21 Notre Dame	L 7-28	1	1	7	1	1	0	0	0	0	0	0	0	0
Totals 14 of 20 (70.0%)			20	14	89	12	7	5	2	3	2	1	2	0	0

OPPONENTS INSIDE THE RED ZONE

Date	Opponent	Score	Times		Total	Rush	Pass	FGs	---- Failed to score inside RZ ----						
			In RZ	Scored		TDs	TDs	Made	FGA	Downs	Int	Fumb	Half	Game	
Aug. 28	South Fla.	L 7-34	4	4	24	3	3	0	1	1	0	0	0	0	0
Sept. 5	Eastern Wash.	W 51-14	2	2	14	2	2	0	0	0	0	0	0	0	0
Sept. 20	Air Force	W 49-37	6	6	37	5	3	2	1	1	0	0	0	0	0
Sept. 27	App State	W 47-14	2	2	14	2	1	1	0	0	0	0	0	0	0
Oct. 4	at No. 21/21 Notre Dame	L 7-28	4	3	21	3	1	2	0	0	1	0	0	0	0
Totals 17 of 18 (94.4%)			18	17	110	15	10	5	2	2	1	0	0	0	0

BOISE STATE INSIDE THE RED ZONE / UNDER SPENCER DANIELSON

Date	Opponent	Score	Times		Total	Rush	Pass	FGs	---- Failed to score inside RZ ----						
			In RZ	Scored		TDs	TDs	Made	FGA	Downs	Int	Fumb	Half	Game	
Nov. 18, 2023	at Utah State*	W 45-10	3	3	21	3	2	1	0	0	0	0	0	0	0
Nov. 24, 2023	Air Force*	W 27-19	3	2	10	1	1	0	1	1	0	1	0	0	0
Dec. 2, 2023	at UNLV	W 44-20	5	5	27	3	2	1	2	2	0	0	0	0	0
Dec. 16, 2023	vs. UCLA	L 44-20	4	4	16	1	1	0	3	3	0	0	0	0	0
Aug. 31, 2024	at Georgia Southern	W 56-45	4	4	29	4	3	1	0	0	0	0	0	0	0
Sept. 7, 2024	at No. 7/6 Oregon	L 34-37	5	5	27	3	2	1	2	2	0	0	0	0	0
Sept. 21, 2024	Portland State	W 56-14	6	6	42	6	4	2	0	0	0	0	0	0	0
Sept. 28, 2024	Washington State	W 45-24	3	3	17	2	2	0	1	1	0	0	0	0	0
Oct. 5, 2024	Utah State*	W 62-30	6	5	35	5	2	3	0	0	0	0	0	0	1
Oct. 12, 2024	at Hawai'i*	W 28-7	4	3	14	1	0	1	2	2	0	0	0	0	1
Oct. 25, 2024	at UNLV*	W 29-24	5	5	26	3	2	1	2	2	0	0	0	0	0
Nov. 1, 2024	San Diego State*	W 56-24	7	7	49	7	3	4	0	0	0	0	0	0	0
Nov. 9, 2024	Nevada*	W 28-21	5	4	28	4	3	1	0	0	0	0	0	0	1
Nov. 16, 2024	at San Jose State*	W 42-21	5	4	28	4	3	1	0	1	0	0	0	0	0
Nov. 23, 2024	Wyoming*	W 17-13	2	2	10	1	1	0	1	1	0	0	0	0	0
Nov. 29, 2024	Oregon State	W 34-18	6	5	31	4	2	2	1	1	1	0	0	0	0
Dec. 6, 2024	No. 20/19/19 UNLV	W 21-7	2	2	14	2	1	1	0	0	0	0	0	0	0
Dec. 31, 2024	vs. No. 4/5/5 Penn State	L 14-31	4	1	7	1	1	0	0	1	0	2	0	0	0
Aug. 28, 2025	at USF	L 7-34	3	1	7	1	0	1	0	0	0	0	2	0	0
Sept. 5, 2025	Eastern Washington	W 51-14	8	6	37	5	4	1	1	2	1	0	0	0	0
Sept. 20, 2025	at Air Force	W 49-37	4	3	21	3	2	1	0	0	0	1	0	0	0
Sept. 27, 2025	App State	W 47-14	4	3	17	2	0	2	1	1	1	0	0	0	0
Oct. 4, 2025	at No. 21/21 Notre Dame	L 7-28	1	1	7	1	1	0	0	0	0	0	0	0	0
Totals 84 of 99 (84.8%)			99	84	521	67	42	26	17	20	3	4	2	0	3



RUSHING GAME-BY-GAME

Player	No-Yds/TD	USF	EWU	USAFA	APP	ND
Dylan Riley	53-393/5	7-20/0	6-123/1	19-171/4	16-46/0	5-33/0
Sire Gaines	49-284/1	9-44/0	14-98/1	3-34/0	12-69/0	11-39/0
Malik Sherrod	37-204/2	11-27/0	7-42/1	7-80/1	9-49/0	3-6/0
Maddux Madsen	30-57/2	11-31/0	4-35/1	-	2-14/0	13-5/1
Seth Knothe	7-26/0	DNP	4-14/0	DNP	3-12/0	-
Cameron Bates	3-37/1	-	1-20/1	-	-	2-17/0
Max Cutforth	2-11/0	-	1-2/0	-	1-9/0	DNP

RECEIVING GAME-BY-GAME

Player	No-Yds/TD	USF	EWU	USAFA	APP	ND
Latrell Caples	21-292/2	4-58/0	1-11/0	5-87/0	5-84/2	6-52/0
Chris Marshall	14-274/1	2-19/1	4-132/0	1-13/0	3-52/0	4-58/0
Ben Ford	14-221/3	4-44/0	3-82/2	1-22/0	3-45/1	3-28/0
Matt Lauter	13-148/1	4-35/0	4-45/0	2-23/1	3-45/0	DNP
Malik Sherrod	11-85/0	3-6/0	-	2-36/0	3-21/0	3-22/0
Matt Wagner	10-113/0	1-5/0	2-21/0	2-28/0	3-29/0	2-30/0
Dylan Riley	6-100/1	-	1-5/0	2-84/1	1-0/0	2-11/0
Sire Gaines	6-33/0	3-17/0	1-11/0	-	2-5/0	-
Quinton Brown	4-51/1	2-20/0	1-2/0	-	1-29/1	-
Cameron Bates	3-44/0	2-33/0	-	-	1-11/0	-
Chase Penry	3-31/0	1-7/0	-	1-17/0	-	1-7/0
Demetric Whitlock Jr.	1-12/0	1-12/0	-	-	-	-
Luke Voorhees	1-7/0	-	-	-	-	1-7/0

PASSING GAME-BY-GAME

#4 Maddux Madsen	Comp	Att	Int	Pct	Yards	TD	Long	Sacked	Effic.
South Fla.	25	46	0	54.3	225	1	31	1-5	102.6
Eastern Wash.	16	26	0	61.5	307	2	60	0-0	186.1
Air Force	13	23	1	56.5	276	2	75	0-0	177.3
App State	25	37	0	67.6	321	4	34	1-15	176.1
No. 21/21 Notre Dame	22	37	4	59.5	215	0	28	4-33	86.6
Totals	101	169	5	59.8	1344	9	75	6-53	138.2

#14 Max Cutforth	Comp	Att	Int	Pct	Yards	TD	Long	Sacked	Effic.
South Fla.	2	2	0	100.0	31	0	19	0-0	230.2
Eastern Wash.	1	3	0	33.3	2	0	2	0-0	38.9
Air Force	3	4	0	75.0	34	0	17	0-0	146.4
App State	0	1	0	0.0	0	0	0	1-9	0.0
Totals	6	10	0	60.0	67	0	19	1-9	116.3

ALL-PURPOSE YARDS GAME-BY-GAME

Player	Total	USF	EWU	USAFA	APP	ND
Dylan Riley	493	20	128	255	46	44
Malik Sherrod	416	66	78	161	83	28
Sire Gaines	317	61	109	34	74	39
Latrell Caples	292	58	11	87	84	52
Chris Marshall	274	19	132	13	52	58
Ben Ford	221	44	82	22	45	28
Matt Lauter	148	35	45	23	45	DNP
Matt Wagner	113	5	21	28	29	30
Cameron Bates	81	33	20	-	11	17
Maddux Madsen	57	31	35	-	-14	5
Quinton Brown	51	20	2	-	29	-
Boen Phelps	33	-	-	-	33	-
Chase Penry	31	7	-	17	-	7
A'Marion McCoy	26	-	-	-	26	-
Seth Knothe	26	DNP	14	DNP	12	-
Ty Benefield	23	-	-	23	-	-
Trey Tolmaire	21	DNP	21	DNP	DNP	DNP
Luke Voorhees	13	6	-	-	-	7
Demetric Whitlock Jr.	12	12	-	-	-	-
Sherrod Smith	-2	-	-	DNP	-2	-
Max Cutforth	-11	-	-2	-	-9	DNP



2025 GAME-BY-GAME STATISTICS

FUMBLES FORCED GAME-BY-GAME

Player	Number	USF	EWU	USAFA	APP	ND
Ty Benefield	1	-	-	-	-	1
Jayden Virgin-Morgan	1	1	-	-	-	-
Malakai Williams	1	-	-	-	1	-
Jaden Mickey	1	-	1	-	-	DNP

FUMBLES RECOVERED GAME-BY-GAME

Player	Number	USF	EWU	USAFA	APP	ND
Jaden Mickey	1	-	1	-	-	DNP
Mana Tuioti	1	-	-	-	1	-

INTERCEPTION RETURNS GAME-BY-GAME

Player	No-Yds	USF	EWU	USAFA	APP	ND
Boen Phelps	1-33	-	-	-	1-33	-
A'Marion McCoy	1-26	-	-	-	1-26	-
Ty Benefield	1-23	-	-	1-23	-	-
Trey Tolmaire	1-21	DNP	1-21	DNP	DNP	DNP
Sherrod Smith	1--2	-	-	DNP	1--2	-

TOTAL TACKLES GAME-BY-GAME

Player	S-A	Total	USF	EWU	USAFA	APP	ND
Ty Benefield	25-16	41	5-1	6-3	8-3	3-4	3-5
Marco Notarainni	21-12	33	3-4	3-3	8-2	4-2	3-1
Zion Washington	20-10	30	5-2	4-0	5-5	3-1	3-2
Jeremiah Earby	17-9	26	3-2	5-1	5-3	1-1	3-2
Jake Ripp	9-14	23	2-3	1-1	3-3	0-4	3-3
Boen Phelps	11-11	22	1-2	1-0	4-3	3-3	2-3
Jayden Virgin-Morgan	7-14	21	2-6	1-0	2-2	2-4	0-2
A'Marion McCoy	9-5	14	-	1-0	4-2	1-1	3-2
Braxton Fely	3-9	12	0-7	0-1	0-1	2-0	1-0
Davon Banks	5-5	10	1-2	2-0	-	0-2	2-1
Jaden Mickey	7-2	9	-	7-0	-	0-2	DNP
Max Stege	2-7	9	0-2	0-1	0-4	2-0	-
Dion Washington	2-5	7	1-2	-	0-2	-	1-1
Michael Madrie	4-1	5	-	-	1-0	1-1	2-0
Malakai Williams	3-2	5	-	-	2-1	1-1	-
Lopez Sanusi	2-3	5	-	1-1	0-1	1-1	DNP
Franklyn Johnson Jr.	3-1	4	2-0	1-1	-	-	-
David Latu	1-3	4	0-1	1-2	-	DNP	DNP
Sterling Lane II	2-0	2	DNP	1-0	DNP	1-0	DNP
Demetrius Freeney	2-0	2	-	2-0	DNP	-	DNP
Travis Anderson	2-0	2	-	1-0	-	1-0	-
Cameron Bates	1-1	2	-	-	-	1-0	0-1
Keanu Mailoto	0-2	2	-	-	0-2	-	-
Derek Ganter Jr.	1-0	1	-	1-0	-	-	-
Cole Miller	1-0	1	-	1-0	-	-	-
Roger Carreon	1-0	1	1-0	-	-	-	-
Clay Martineau	0-1	1	-	0-1	-	DNP	DNP
Samuel Brooks	0-1	1	DNP	-	DNP	0-1	-
Arthur de Boachie	0-1	1	DNP	-	-	0-1	DNP
Syncere Brackett-Lambey	0-1	1	-	0-1	-	-	DNP
Mana Tuioti	0-1	1	-	-	-	0-1	-
Luke Voorhees	0-1	1	-	-	-	-	0-1

TOTAL TACKLES FOR A LOSS GAME-BY-GAME

2025 GAME-BY-GAME STATISTICS



Player	UA-A	Total	USF	EWU	USAFA	APP	ND
Ty Benefield	5-1	5.5	-	3.0-6	2.0-7	-	0.5-4
Braxton Fely	2-4	4.0	2.0-15	-	-	2.0-15	-
Malakai Williams	2-0	2.0	-	-	1.0-1	1.0-5	-
Jayden Virgin-Morgan	1-2	2.0	1.0-6	-	-	1.0-6	-
Davon Banks	1-1	1.5	1.0-1	-	-	-	0.5-4
Jeremiah Earby	1-1	1.5	0.5-4	-	1.0-1	-	-
A'Marion McCoy	1-1	1.5	-	-	1.0-1	-	0.5-2
Zion Washington	1-1	1.5	-	-	1.0-1	-	0.5-1
Jake Ripp	1-1	1.5	-	-	-	-	1.5-6
Marco Notarainni	1-1	1.5	-	0.5-0	-	-	1.0-3
Sterling Lane II	1-0	1.0	DNP	-	DNP	1.0-1	DNP
Dion Washington	1-0	1.0	1.0-1	-	-	-	-
Jaden Mickey	1-0	1.0	-	1.0-2	-	-	DNP
Lopez Sanusi	1-0	1.0	-	1.0-5	-	-	DNP
Boen Phelps	0-2	1.0	0.5-1	-	-	-	0.5-0
David Latu	0-2	1.0	0.5-0	0.5-1	-	DNP	DNP
Clay Martineau	0-1	0.5	-	0.5-1	-	DNP	DNP
Syncere Brackett-Lambey	0-1	0.5	-	0.5-0	-	-	DNP
Max Stege	0-1	0.5	0.5-3	-	-	-	-

SACKS GAME-BY-GAME

PLAYER	UA-A	Total	USF	EWU	USAFA	APP	ND
Braxton Fely	2-3	3.5	1.5-14	-	-	2-15	-
Malakai Williams	2-0	2	-	-	1-1	1-5	-
Jayden Virgin-Morgan	1-1	1.5	0.5-5	-	-	1-6	-
Sterling Lane II	1-0	1	DNP	-	DNP	1-1	DNP
Dion Washington	1-0	1	1-1	-	-	-	-
Lopez Sanusi	1-0	1	-	1-5	-	-	DNP
Jeremiah Earby	0-1	0.5	0.5-4	-	-	-	-
Max Stege	0-1	0.5	0.5-3	-	-	-	-

PUNT RETURNS GAME-BY-GAME

Player	No-Yds	USF	EWU	USAFA	APP	ND
Malik Sherrod	4-23	-	2-16	1-7	1-0	-

KICK RETURNS GAME-BY-GAME

Player	No-Yds	USF	EWU	USAFA	APP	ND
Malik Sherrod	6-104	2-33	1-20	2-38	1-13	-
Luke Voorhees	1-6	1-6	-	-	-	-



2025 INDIVIDUAL, TEAM HIGHS

BOISE STATE INDIVIDUAL HIGHS

Category	No.	Player vs. Opponent (Date)
RUSHES	19	Dylan Riley at Air Force (09/20/2025)
YARDS RUSHING	171	Dylan Riley at Air Force (09/20/2025)
TD RUSHES	4	Dylan Riley at Air Force (09/20/2025)
LONG RUSH	77	Dylan Riley vs Eastern Wash. (09/05/2025)
PASS ATTEMPTS	46	Maddux Madsen at South Fla. (08/28/2025)
PASS COMPLETIONS	25	Maddux Madsen vs App State (09/27/2025)
	25	Maddux Madsen at South Fla. (08/28/2025)
YARDS PASSING	321	Maddux Madsen vs App State (09/27/2025)
TD PASSES	4	Maddux Madsen vs App State (09/27/2025)
LONG PASS	75	Maddux Madsen at Air Force (09/20/2025)
RECEPTIONS	6	Latrell Caples at Notre Dame (10/04/2025)
YARDS RECEIVING	132	Chris Marshall vs Eastern Wash. (09/05/2025)
TD RECEPTIONS	2	Latrell Caples vs App State (09/27/2025)
	2	Ben Ford vs Eastern Wash. (09/05/2025)
LONG RECEPTION	75	Dylan Riley at Air Force (09/20/2025)
PUNTS	4	Oscar Doyle at Notre Dame (10/04/2025)
	4	Oscar Doyle vs App State (09/27/2025)
	4	Oscar Doyle at South Fla. (08/28/2025)
PUNTING AVG	53.5	Oscar Doyle vs Eastern Wash. (09/05/2025)
LONG PUNT	59	Oscar Doyle vs Eastern Wash. (09/05/2025)
PUNTS INSIDE 20	1	Oscar Doyle at Air Force (09/20/2025)
	1	Oscar Doyle vs Eastern Wash. (09/05/2025)
PUNTING AVG	53.5	Oscar Doyle vs Eastern Wash. (09/05/2025)
LONG PUNT	59	Oscar Doyle vs Eastern Wash. (09/05/2025)
PUNTS INSIDE 20	2	Oscar Doyle vs App State (09/27/2025)
LONG PUNT RETURN	16	Malik Sherrod vs Eastern Wash. (09/05/2025)
LONG KICKOFF RETURN	23	Malik Sherrod at Air Force (09/20/2025)
TACKLES	11	Ty Benefield at Air Force (09/20/2025)
SACKS	2	Braxton Fely vs App State (09/27/2025)
TACKLES FOR LOSS	3	Ty Benefield vs Eastern Wash. (09/05/2025)

BOISE STATE TEAM HIGHS

Category	No.	Opponent (Date)
RUSHES	44	App State (09/27/2025)
YARDS RUSHING	328	Eastern Wash. (09/05/2025)
YARDS PER RUSH	9.1	at Air Force (09/20/2025)
TD RUSHES	5	at Air Force (09/20/2025)
	5	Eastern Wash. (09/05/2025)
PASS ATTEMPTS	48	at South Fla. (08/28/2025)
PASS COMPLETIONS	27	at South Fla. (08/28/2025)
YARDS PASSING	321	App State (09/27/2025)
YARDS PER PASS	11.5	at Air Force (09/20/2025)
TD PASSES	4	App State (09/27/2025)
TOTAL PLAYS	86	at South Fla. (08/28/2025)
TOTAL OFFENSE	637	Eastern Wash. (09/05/2025)
YARDS PER PLAY	10.2	at Air Force (09/20/2025)
POINTS	51	Eastern Wash. (09/05/2025)
SACKS BY	5	App State (09/27/2025)
FIRST DOWNS	25	App State (09/27/2025)
	25	at South Fla. (08/28/2025)
PENALTIES	13	at Notre Dame (10/04/2025)
PENALTY YARDS	112	at Notre Dame (10/04/2025)
TURNOVERS	4	at Notre Dame (10/04/2025)
PUNTS	4	at Notre Dame (10/04/2025)
	4	App State (09/27/2025)
	4	at South Fla. (08/28/2025)
PUNTING AVG	53.5	Eastern Wash. (09/05/2025)
LONG PUNT	59	Eastern Wash. (09/05/2025)
PUNTS INSIDE 20	2	App State (09/27/2025)
LONG PUNT RETURN	16	Eastern Wash. (09/05/2025)

OPPONENT INDIVIDUAL HIGHS

Category	No.	Player vs. Opponent (Date)
RUSHES	20	Liam Szarka at Air Force (09/20/2025)
YARDS RUSHING	113	Rashod Dubinion vs App State (09/27/2025)
TD RUSHES	2	Byrum Brown at South Fla. (08/28/2025)
LONG RUSH	64	Dylan Carson at Air Force (09/20/2025)
PASS ATTEMPTS	28	Jared Taylor vs Eastern Wash. (09/05/2025)
PASS COMPLETIONS	16	Byrum Brown at South Fla. (08/28/2025)
YARDS PASSING	246	Liam Szarka at Air Force (09/20/2025)
TD PASSES	2	CJ Carr at Notre Dame (10/04/2025)
	2	Liam Szarka at Air Force (09/20/2025)
LONG PASS	74	Liam Szarka at Air Force (09/20/2025)
RECEPTIONS	8	Cade Harris at Air Force (09/20/2025)
YARDS RECEIVING	177	Cade Harris at Air Force (09/20/2025)
TD RECEPTIONS	1	Will Pauling at Notre Dame (10/04/2025)
	1	Malachi Fields at Notre Dame (10/04/2025)
	1	Dalton Stroman vs App State (09/27/2025)
	1	Bruin Fleischmann at Air Force (09/20/2025)
	1	Quin Smith at Air Force (09/20/2025)
	1	Keshaun Singleton at South Fla. (08/28/2025)
LONG RECEPTION	74	Cade Harris at Air Force (09/20/2025)
FIELD GOALS	2	Nico Gramatica at South Fla. (08/28/2025)
LONG FIELD GOALS	52	Nico Gramatica at South Fla. (08/28/2025)
PUNTS	8	Landon Ogles vs Eastern Wash. (09/05/2025)
PUNTING AVG	47.4	Ian Ratliff vs App State (09/27/2025)
LONG PUNT	62	Landon Ogles vs Eastern Wash. (09/05/2025)
PUNTS INSIDE 20	2	Landon Ogles vs Eastern Wash. (09/05/2025)
LONG PUNT RETURN	45	Juan Berchal vs App State (09/27/2025)
LONG KICKOFF RETURN	20	Khamani Alexander vs App State (09/27/2025)
TACKLES	14	Jhalyn Shuler at South Fla. (08/28/2025)
SACKS	1	Jaylen Sneed at Notre Dame (10/04/2025)
	1	Jaiden Ausberry at Notre Dame (10/04/2025)
	1	Drayk Bowen at Notre Dame (10/04/2025)
	1	Kevin Abrams-Verwayne vs App State (09/27/2025)
	1	Joseph Bakhole vs App State (09/27/2025)
	1	Rico Watson III at South Fla. (08/28/2025)
TACKLES FOR LOSS	2.5	Joseph Bakhole vs App State (09/27/2025)
INTERCEPTIONS	2	Leonard Moore at Notre Dame (10/04/2025)

OPPONENT TEAM HIGHS

Category	No.	Opponent
RUSHES	55	at Air Force (09/20/2025)
YARDS RUSHING	268	at Air Force (09/20/2025)
YARDS PER RUSH	6.5	at Notre Dame (10/04/2025)
TD RUSHES	3	at Air Force (09/20/2025)
	3	at South Fla. (08/28/2025)
PASS ATTEMPTS	37	Eastern Wash. (09/05/2025)
PASS COMPLETIONS	19	Eastern Wash. (09/05/2025)
YARDS PASSING	255	at South Fla. (08/28/2025)
YARDS PER PASS	12.3	at Air Force (09/20/2025)
TD PASSES	2	at Notre Dame (10/04/2025)
	2	at Air Force (09/20/2025)
TOTAL PLAYS	75	at Air Force (09/20/2025)
TOTAL OFFENSE	514	at Air Force (09/20/2025)
YARDS PER PLAY	7.2	at Notre Dame (10/04/2025)
POINTS	37	at Air Force (09/20/2025)
SACKS BY	4	at Notre Dame (10/04/2025)
FIRST DOWNS	24	at Air Force (09/20/2025)
PENALTIES	11	at Notre Dame (10/04/2025)
	11	App State (09/27/2025)
PENALTY YARDS	112	at Notre Dame (10/04/2025)
TURNOVERS	4	App State (09/27/2025)
PUNTS	8	Eastern Wash. (09/05/2025)
PUNTING AVG	47.4	App State (09/27/2025)
LONG PUNT	62	Eastern Wash. (09/05/2025)
PUNTS INSIDE 20	2	Eastern Wash. (09/05/2025)
LONG PUNT RETURN	45	App State (09/27/2025)
PUNTS INSIDE 20	1	at South Fla. (08/28/2025)
LONG PUNT RETURN	0	Eastern Wash. (09/05/2025)

[illegible]



NO. 25 BOISE STATE DROPS SEASON OPENER

AUG. 28, 2025 • RAYMOND JAMES STADIUM • TAMPA, FLA. • ATT: 34,707

TEAM STATISTICS

	BOI	USF
FIRST DOWNS	25	15
Rushing	12	7
Passing	11	5
Penalty	2	3
NET YARDS RUSHING	122	117
Rushing Attempts	38	28
Average Per Rush	3.2	4.2
Rushing Touchdowns	0	3
Yards Gained Rushing	146	147
Yards Lost Rushing	24	30
NET YARDS PASSING	256	255
Completions-Attempts-Int	27-48-0	17-25-0
Average Per Attempt	5.3	10.2
Average Per Completion	9.5	15.0
Passing Touchdowns	1	1
TOTAL OFFENSE YARDS	378	372
Total offense plays	86	53
Average Gain Per Play	4.4	7.0
Fumbles: Number-Lost	5-3	1-0
Penalties: Number-Yards	8-57	7-56
PUNTS-YARDS	4-191	4-169
Average Yards Per Punt	47.8	42.2
Net Yards Per Punt	40.8	42.2
Inside 20	0	1
50+ Yards	1	1
Touchbacks	1	0
Fair catch	1	2
KICKOFF-YARDS	2-130	7-418
Average Yards Per Kickoff	65.0	59.7
Net Yards Per Kickoff	40	39.9
Touchbacks	2	4
Fair Catch Yards	0	0
Punt returns: Number-Yards-TD	0-0-0	1-8-0
AVERAGE PER RETURN	0.0	8.0
Kickoff returns: Number-Yards-TD	3-39-0	0-0-0
AVERAGE PER RETURN	13.0	0.0
Interceptions: Number-Yards-TD	0-0-0	0-0-0
FUMBLE RETURNS: NUMBER-YDS-TD	0-0-0	1-22-0
MISCELLANEOUS YARDS	0	0
POSSESSION TIME	36:21	23:39
1st Quarter	10:47	04:13
2nd Quarter	07:57	07:03
3rd Quarter	08:50	06:10
4th Quarter	08:47	06:13
Third-Down Conversions	6-17	5-14
Fourth-Down Conversions	2-6	1-2
Red-Zone Scores-Chances	1-3	4-4
Touchdowns	1	3
Field goals	0	1
Sacks By: Number-Yards	4-27	1-5
PAT Kicks	1-1	4-4
2Pts Conversions	0-0	0-0
Field Goals	0-0	2-2
Points off Turnover	0	0

#25 BOISE STATE
SOUTH FLORIDA

7	0	0	0
0	10	14	10

7
34

Qtr. Time Team Scoring Play

1st	01:10	BOI	#5 C.Marshall 6 yd pass from #4 M.Madsen (#35 C.Boomer kick)
2nd	12:39	USF	#7 N.Gramatica 52 yd FG
2nd	06:34	USF	#17 B.Brown 23 yd rush (#7 N.Gramatica kick),
3rd	08:18	USF	#11 K.Singleton 45 yd pass from #13 L.Hewlett (#7 N.Gramatica kick),
3rd	01:44	USF	#17 B.Brown 15 yd rush (#7 N.Gramatica kick)
4th	13:26	USF	#5 C.Norton 8 yd rush (#7 N.Gramatica kick),
4th	03:29	USF	#7 N.Gramatica 33 yd FG

Plays-Yds

9-38	10-41	8-80	4-49	3-77	5-43	5-56
------	-------	------	------	------	------	------

TOP

04:35	03:31	03:10	01:35	01:03	02:09	03:05
-------	-------	-------	-------	-------	-------	-------

BOI-USF

7-0	7-3	7-10	7-17	7-24	7-31	7-34
-----	-----	------	------	------	------	------

TAMPA, Fla. — No. 25 Boise State opened its 2025 campaign with a 34-7 road loss to USF on Thursday.

The Broncos (0-1) notched the first score of the game late in the first quarter, but the Bulls (1-0) responded with 34 unanswered points to claim the victory.

Boise State got on the board first. After the Broncos earned a fourth-down stop in the Bulls' own territory, the Blue and Orange powered through a nine-play, 38-yard scoring drive. Maddux Madsen found Chris Marshall for a six-yard touchdown reception for the first Bronco touchdown of the season.

USF responded, earning a spot on the scoreboard with a 52-yard field goal on the ensuing drive. The Bulls took the lead with an 8-play, 80-yard touchdown drive midway through the quarter to take a 10-7 lead at intermission.

USF took a double-digit lead with a 45-yard touchdown pass off a fake punt midway through the third quarter. The Bulls continued the attack with touchdowns on back-to-back drives to claim a 31-7 advantage in the final frame.


#25 BOISE STATE

Rushing	Att	Yds	TD	Lg	Avg
Sire Gaines	9	44	0	14	4.9
Maddux Madsen	11	31	0	14	2.8
Malik Sherrod	11	27	0	9	2.5
Dylan Riley	7	20	0	7	2.9
Passing	C-A-I	Yds	TD	Lg	Sack
Maddux Madsen	25-46-0	225	1	31	1
Max Cutforth	2-2-0	31	0	19	0
Receiving	Rec	Yds	YAC	TD	Lg
Latrell Caples	4	58	20	0	16
Ben Ford	4	44	7	0	24
Matt Lauter	4	35	6	0	20
Sire Gaines	3	17	24	0	7
Malik Sherrod	3	6	5	0	5
Cameron Bates	2	33	11	0	31
Quinton Brown	2	20	6	0	19
Chris Marshall	2	19	3	1	13
Demetric Whitlock Jr. 1	12	14	0	12	
Chase Penry	1	7	5	0	7
Matt Wagner	1	5	2	0	5
Dylan Riley	0	0	0	0	0

SOUTH FLORIDA

Rushing	Att	Yds	TD	Lg	Avg
Alvon Isaac	3	52	0	49	17.3
Byrum Brown	14	43	2	23	3.1
Cartevious Norton	7	15	1	8	2.1
Sam Franklin	3	7	0	5	2.3
Christian Neptune	1	0	0	0	0.0
Passing	C-A-I	Yds	TD	Lg	Sack
Byrum Brown	16-24-0	210	0	55	4
Locklan Hewlett	1-1-0	45	1	45	0
Receiving	Rec	Yds	YAC	TD	Lg
Keshaun Singleton	5	93	60	1	45
Chas Nimrod	3	96	16	0	55
Mudia Reuben	3	12	17	0	6
Joshua Porter	2	5	9	0	5
Cartevious Norton	1	24	29	0	24
Alvon Isaac	1	15	21	0	15
Weston Wolff	1	7	6	0	7
Wyatt Sullivan	1	3	3	0	3

Defensive	TOT	Sk	TFL	FF	FR	INT	PBU	QH
Jhalyn Shuler	14	0.0-0	1.0-2	0	1-0	0-0	1	0
De'Shawn Rucker	11	0.0-0	0.5-1	0	0-0	0-0	1	0
Mac Harris	8	0.0-0	0.0-0	1	0-0	0-0	0	1
Tavin Ward	8	0.0-0	0.0-0	0	0-0	0-0	1	0
Jonas Duclona	6	0.0-0	1.0-2	1	0-0	0-0	1	0
James Chenault	6	0.0-0	0.0-0	0	0-0	0-0	0	0
Rico Watson III	5	1.0-5	1.5-6	0	0-0	0-0	0	0
Jarvis Lee	4	0.0-0	0.0-0	0	0-0	0-0	1	1
Jacob Merrifield	4	0.0-0	0.0-0	0	0-0	0-0	0	0
Dennard Flowers	4	0.0-0	0.0-0	0	0-0	0-0	0	0
Fred Gaskin	3	0.0-0	0.0-0	0	0-0	0-0	1	0
Rodney Hill	2	0.0-0	0.0-0	0	0-0	0-0	0	0
Zavier Hamilton	2	0.0-0	0.0-0	0	0-0	0-0	0	0
Kajuan Banks	2	0.0-0	0.5-0	0	0-0	0-0	0	0
Josh Celiscar	2	0.0-0	0.5-0	0	0-0	0-0	0	2
Ira Singleton	2	0.0-0	0.0-0	0	2-22	0-0	1	1
Boogsie Silvera	2	0.0-0	0.0-0	0	0-0	0-0	0	0
Cedrick Hawkins Jr.1	0.0-0	0.0-0	0	0-0	0-0	0	0	0
Traevon Mitchell	1	0.0-0	0.0-0	0	0-0	0-0	0	0



BOISE STATE ROUTS EASTERN WASHINGTON IN HOME OPENER

SEPT. 5, 2025 • ALBERTSONS STADIUM • BOISE, IDAHO • ATT: 32,887

TEAM STATISTICS

	EWU	BOI
FIRST DOWNS	13	22
Rushing	7	11
Passing	5	11
Penalty	1	0
NET YARDS RUSHING	117	328
Rushing Attempts	31	39
Average Per Rush	3.8	8.4
Rushing Touchdowns	2	5
Yards Gained Rushing	125	348
Yards Lost Rushing	8	20
NET YARDS PASSING	176	309
Completions-Attempts-Int	19-37-1	17-29-0
Average Per Attempt	4.8	10.7
Average Per Completion	9.3	18.2
Passing Touchdowns	0	2
TOTAL OFFENSE YARDS	293	637
Total offense plays	68	68
Average Gain Per Play	4.3	9.4
Fumbles: Number-Lost	1-1	1-0
Penalties: Number-Yards	5-39	6-55
PUNTS-YARDS	8-318	2-107
Average Yards Per Punt	39.8	53.5
Net Yards Per Punt	37.8	53.5
Inside 20	2	1
50+ Yards	2	1
Touchbacks	0	0
Fair catch	3	1
KICKOFF-YARDS	3-195	9-585
Average Yards Per Kickoff	65.0	65.0
Net Yards Per Kickoff	41.7	40
Touchbacks	1	9
Fair Catch Yards	25	0
Punt returns: Number-Yards-TD	0-0-0	2-16-0
AVERAGE PER RETURN	0.0	8.0
Kickoff returns: Number-Yards-TD	0-0-0	1-20-0
AVERAGE PER RETURN	0.0	20.0
Interceptions: Number-Yds-TD	0-0-0	1-21-0
FUMBLE RETURNS: NUMBER-YDS-TD	0-0-0	0-0-0
MISCELLANEOUS YARDS	0	0
POSSESSION TIME	30:00	30:00
1st Quarter	08:55	06:05
2nd Quarter	08:23	06:37
3rd Quarter	07:09	07:51
4th Quarter	05:33	09:27
Third-Down Conversions	6-18	7-13
Fourth-Down Conversions	1-3	0-1
Red-Zone Scores-Chances	2-2	6-8
Touchdowns	2	5
Field goals	0	1
Sacks By: Number-Yards	0-0	1-5
PAT Kicks	2-2	6-7
2Pts Conversions	0-0	0-0
Field Goals	0-0	1-3
Points off Turnover	0	7

	EWU	BOI
FIRST DOWNS	13	22
Rushing	7	11
Passing	5	11
Penalty	1	0
NET YARDS RUSHING	117	328
Rushing Attempts	31	39
Average Per Rush	3.8	8.4
Rushing Touchdowns	2	5
Yards Gained Rushing	125	348
Yards Lost Rushing	8	20
NET YARDS PASSING	176	309
Completions-Attempts-Int	19-37-1	17-29-0
Average Per Attempt	4.8	10.7
Average Per Completion	9.3	18.2
Passing Touchdowns	0	2
TOTAL OFFENSE YARDS	293	637
Total offense plays	68	68
Average Gain Per Play	4.3	9.4
Fumbles: Number-Lost	1-1	1-0
Penalties: Number-Yards	5-39	6-55
PUNTS-YARDS	8-318	2-107
Average Yards Per Punt	39.8	53.5
Net Yards Per Punt	37.8	53.5
Inside 20	2	1
50+ Yards	2	1
Touchbacks	0	0
Fair catch	3	1
KICKOFF-YARDS	3-195	9-585
Average Yards Per Kickoff	65.0	65.0
Net Yards Per Kickoff	41.7	40
Touchbacks	1	9
Fair Catch Yards	25	0
Punt returns: Number-Yards-TD	0-0-0	2-16-0
AVERAGE PER RETURN	0.0	8.0
Kickoff returns: Number-Yards-TD	0-0-0	1-20-0
AVERAGE PER RETURN	0.0	20.0
Interceptions: Number-Yds-TD	0-0-0	1-21-0
FUMBLE RETURNS: NUMBER-YDS-TD	0-0-0	0-0-0
MISCELLANEOUS YARDS	0	0
POSSESSION TIME	30:00	30:00
1st Quarter	08:55	06:05
2nd Quarter	08:23	06:37
3rd Quarter	07:09	07:51
4th Quarter	05:33	09:27
Third-Down Conversions	6-18	7-13
Fourth-Down Conversions	1-3	0-1
Red-Zone Scores-Chances	2-2	6-8
Touchdowns	2	5
Field goals	0	1
Sacks By: Number-Yards	0-0	1-5
PAT Kicks	2-2	6-7
2Pts Conversions	0-0	0-0
Field Goals	0-0	1-3
Points off Turnover	0	7

	EWU	BOI
FIRST DOWNS	13	22
Rushing	7	11
Passing	5	11
Penalty	1	0
NET YARDS RUSHING	117	328
Rushing Attempts	31	39
Average Per Rush	3.8	8.4
Rushing Touchdowns	2	5
Yards Gained Rushing	125	348
Yards Lost Rushing	8	20
NET YARDS PASSING	176	309
Completions-Attempts-Int	19-37-1	17-29-0
Average Per Attempt	4.8	10.7
Average Per Completion	9.3	18.2
Passing Touchdowns	0	2
TOTAL OFFENSE YARDS	293	637
Total offense plays	68	68
Average Gain Per Play	4.3	9.4
Fumbles: Number-Lost	1-1	1-0
Penalties: Number-Yards	5-39	6-55
PUNTS-YARDS	8-318	2-107
Average Yards Per Punt	39.8	53.5
Net Yards Per Punt	37.8	53.5
Inside 20	2	1
50+ Yards	2	1
Touchbacks	0	0
Fair catch	3	1
KICKOFF-YARDS	3-195	9-585
Average Yards Per Kickoff	65.0	65.0
Net Yards Per Kickoff	41.7	40
Touchbacks	1	9
Fair Catch Yards	25	0
Punt returns: Number-Yards-TD	0-0-0	2-16-0
AVERAGE PER RETURN	0.0	8.0
Kickoff returns: Number-Yards-TD	0-0-0	1-20-0
AVERAGE PER RETURN	0.0	20.0
Interceptions: Number-Yds-TD	0-0-0	1-21-0
FUMBLE RETURNS: NUMBER-YDS-TD	0-0-0	0-0-0
MISCELLANEOUS YARDS	0	0
POSSESSION TIME	30:00	30:00
1st Quarter	08:55	06:05
2nd Quarter	08:23	06:37
3rd Quarter	07:09	07:51
4th Quarter	05:33	09:27
Third-Down Conversions	6-18	7-13
Fourth-Down Conversions	1-3	0-1
Red-Zone Scores-Chances	2-2	6-8
Touchdowns	2	5
Field goals	0	1
Sacks By: Number-Yards	0-0	1-5
PAT Kicks	2-2	6-7
2Pts Conversions	0-0	0-0
Field Goals	0-0	1-3
Points off Turnover	0	7

BOISE, Idaho – Boise State dominated in convincing fashion Friday night, defeating Eastern Washington 51-14 in the squad's home opener at Albertsons Stadium.

The Broncos (1-1) were razor-sharp offensively, finishing with 637 total yards. Boise State recorded 328 yards from the ground attack and 309 yards in the air, marking the first time the squad has recorded over 300 yards in both areas since a Sept. 8, 2018 victory over Connecticut.

Defensively, the Blue and Orange limited the Eagles (0-2) to 117 rushing yards and 176 yards passing. Eastern Washington was held to single digits until a late touchdown with just under four minutes left in regulation.

Maddux Madsen was efficient in the pocket, matching his career-high with 307 passing yards and throwing for two touchdowns. Both scores were thrown to redshirt senior Ben Ford, including the Eagle, Idaho native's first career touchdown with a 60-yard strike in the opening quarter. Chris Marshall also added a career-high 132 receiving yards in the win.

Madsen was also one of five different Broncos to find the orange end zone from the ground, recording his eighth career rushing touchdown with an 11-yard score midway through the second frame. Malik Sherrod opened the gates first for Boise State, scoring his first touchdown as a Bronco not even two minutes into the contest with a 20-yard scamper. A little over three minutes later, his backfield mate Sire Gaines capped a six-play, 41-yard drive with an 8-yard touchdown of his own.

Cameron Bates found the end zone on a 20-yard end-around midway through the third quarter, while Dylan Riley's 78-yard rushing touchdown with 3:54 remaining put the exclamation point on the victory.

On the other side of the ball, Ty Benefield matched his career-high with nine tackles and three tackles-for-loss. Jaden Mickey, in his first career start with the Blue and Orange, notched a career-high seven tackles on the night, and became the first Bronco to force and recover the same fumble since Kekaula Kaniho did so against Hawai'i on Oct. 12, 2019.

E. WASHINGTON


	Att	Yds	TD	Lg	Avg
Rushing					
Jared Taylor	17	76	1	18	4.5
Nate Bell	9	36	1	10	4.0
Marceese Yetts	5	5	0	5	1.0
Passing	C-A-I	Yds	TD	Lg	Sack
Jared Taylor	14-28-0	102	0	36	1
Nate Bell	5-9-1	74	0	49	0
Receiving	Rec	Yds	YAC	TD	Lg
Noah Cronquist	4	67	16	0	49
Marceese Yetts	4	7	16	0	4
Nolan Ulm	3	30	14	0	16
Kevin Allen III	3	10	11	0	11
Jaxon Branch	2	6	1	0	8
Miles Williams	1	36	1	0	36
Wesley Garrett	1	15	12	0	15
Landon Cooper	1	5	4	0	5
Zander Turner	0	0	0	0	0

	TOT	Sk	TFL	FF	FR	INT	PBU	QH
Defensive								
Drew Carter	9	0.0-0	0.0-0	0	0-0	0-0	0	0
Ambrose Marsh	6	0.0-0	0.0-0	0	0-0	0-0	0	0
Bryce Smith	5	0.0-0	0.0-0	0	0-0	0-0	0	0
Read Sunn	5	0.0-0	1.0-5	0	0-0	0-0	0	0
Myles Mayovsky	4	0.0-0	0.0-0	0	0-0	0-0	1	0
Ben Voigtlaender	4	0.0-0	1.5-2	0	0-0	0-0	0	0
Josiah Goode	3	0.0-0	0.0-0	0	0-0	0-0	0	0
Jonathan Landry	3	0.0-0	0.0-0	0	0-0	0-0	0	0
Tylin Jackson	3	0.0-0	1.0-6	0	0-0	0-0	1	2
Jaylon Jenkins	2	0.0-0	0.0-0	0	0-0	0-0	1	0
Samarai Anderson	2	0.0-0	0.5-1	0	0-0	0-0	0	0
Jirah Leaupeteele	2	0.0-0	0.0-0	0	0-0	0-0	0	0
Vincent Macaluso	2	0.0-0	0.0-0	0	0-0	0-0	0	0
Miles Williams	1	0.0-0	0.0-0	0	0-0	0-0	0	0
Boden Gardner	1	0.0-0	0.0-0	0	0-0	0-0	0	0
Tyson Jacobson	1	0.0-0	0.0-0	0	0-0	0-0	0	0
Dre Greeley	1	0.0-0	0.0-0	0	0-0	0-0	0	0
Dishawn Misa	1	0.0-0	1.0-4	0	0-0	0-0	0	0
Kevin Allen III	1	0.0-0	0.0-0	0	0-0	0-0	0	0

BOISE STATE

	Att	Yds	TD	Lg	Avg
Rushing					
Dylan Riley	6	123	1	77	20.5
Sire Gaines	14	98	1	46	7.0
Malik Sherrod	7	42	1	20	6.0
Maddux Madsen	4	35	1	14	8.8
Cameron Bates	1	20	1	20	20.0
Seth Knothe	4	14	0	4	3.5
Passing	C-A-I	Yds	TD	Lg	Sack
Maddux Madsen	16-26-0	307	2	60	0
Max Cutforth	1-3-0	2	0	2	0
Receiving	Rec	Yds	YAC	TD	Lg
Cade Harris	8	177	74	0	74
Quin Smith	3	65	1	1	32
Bruin Fleischmann	1	5	0	1	5
Kade Frew	1	-1	2	0	0
Tre Roberson	0	0	0	0	0

	TOT	Sk	TFL	FF	FR	INT	PBU	QH
Defensive								
Ty Benefield	9	0.0-0	3.0-6	0	0-0	0-0	0	0
Jaden Mickey	7	0.0-0	1.0-2	1	1-0	0-0	0	0
Jeremiah Earby	6	0.0-0	0.0-0	0	0-0	0-0	0	0
Marco Notaraini	6	0.0-0	0.5-0	0	0-0	0-0	0	4
Zion Washington	4	0.0-0	0.0-0	0	0-0	0-0	1	0
David Latu	3	0.0-0	0.5-1	0	0-0	0-0	0	0
Davon Banks	2	0.0-0	0.0-0	0	0-0	0-0	0	0
Demetrius Freeney	2	0.0-0	0.0-0	0	0-0	0-0	0	0
Lopez Sanusi	2	1.0-5	1.0-5	0	0-0	0-0	0	0
Franklyn Johnson Jr.	2	0.0-0	0.0-0	0	0-0	0-0	0	0
Jake Ripp	2	0.0-0	0.0-0	0	0-0	0-0	0	0
A'Marion McCoy	1	0.0-0	0.0-0	0	0-0	0-0	1	0
Jayden Virgin-Morgan	1	0.0-0	0.0-0	0	0-0	0-0	0	1
Boen Phelps	1	0.0-0	0.0-0	0	0-0	0-0	0	1
Travis Anderson	1	0.0-0	0.0-0	0	0-0	0-0	1	0
Sterling Lane II	1	0.0-0	0.0-0	0	0-0	0-0	0	1
Derek Ganter Jr.	1	0.0-0	0.0-0	0	0-0	0-0	0	0
Cole Miller	1	0.0-0	0.0-0	0	0-0	0-0	0	0
Braxton Fely	1	0.0-0	0.0-0	0	0-0	0-0	0	0
Max Stege	1	0.0-0	0.0-0	0	0-0	0-0	0	0



RILEY'S CAREER PERFORMANCE LIFTS BRONCOS PAST FALCONS

SEPT. 20, 2025 • FALCON STADIUM • USAFA, COLO. • ATT: 24,046

TEAM STATISTICS

	BOI	AFA
FIRST DOWNS	23	24
Rushing	10	12
Passing	11	9
Penalty	2	3
NET YARDS RUSHING	282	269
Rushing Attempts	31	55
Average Per Rush	9.1	4.9
Rushing Touchdowns	5	3
Yards Gained Rushing	286	280
Yards Lost Rushing	4	11
NET YARDS PASSING	310	242
Completions-Attempts-Int	16-27-1	13-20-1
Average Per Attempt	11.5	12.1
Average Per Completion	19.4	18.6
Passing Touchdowns	2	2
TOTAL OFFENSE YARDS	592	511
Total offense plays	58	75
Average Gain Per Play	10.2	6.8
Fumbles: Number-Lost	1-0	0-0
Penalties: Number-Yards	12-107	6-45
PUNTS-YARDS	2-100	2-88
Average Yards Per Punt	50.0	44.0
Net Yards Per Punt	50	40.5
Inside 20	1	0
50+ Yards	1	0
Touchbacks	0	0
Fair catch	2	0
KICKOFF-YARDS	8-520	6-389
Average Yards Per Kickoff	65.0	64.8
Net Yards Per Kickoff	40	41.8
Touchbacks	8	4
Fair Catch Yards	0	0
Punt returns: Number-Yards-TD	1-7-0	0-0-0
AVERAGE PER RETURN	7.0	0.0
Kickoff returns: Number-Yards-TD	3-38-0	0-0-0
AVERAGE PER RETURN	12.7	0.0
Interceptions: Number-Yds-TD	1-23-0	1-0-0
FUMBLE RETURNS: NUMBER-YDS-TD	0-0-0	0-0-0
MISCELLANEOUS YARDS	0	0
POSSESSION TIME	23:40	36:20
1st Quarter	07:39	07:21
2nd Quarter	08:09	06:51
3rd Quarter	02:13	12:47
4th Quarter	05:39	09:21
Third-Down Conversions	7-10	8-14
Fourth-Down Conversions	0-0	2-3
Red-Zone Scores-Chances	3-4	6-6
Touchdowns	3	5
Field goals	0	1
Sacks By: Number-Yards	1-1	0-0
PAT Kicks	7-7	4-4
2Pts Conversions	0-0	0-1
Field Goals	0-0	1-1
Points off Turnover	0	0

BOISE STATE
AIR FORCE14 7 14 14
7 7 10 1349
37

Qtr. Time Team Scoring Play

1st	11:54	AF	#5 D.Carson 2 yd rush (#39 J.Medina kick)
1st	07:09	BOI	#24 D.Riley 4 yd rush (#35 C.Boomer kick)
1st	02:38	BOI	#24 D.Riley 34 yd rush (#35 C.Boomer kick)
2nd	10:25	BOI	#85 M.Lauter 3 yd pass from #4 M.Madsen (#35 C.Boomer kick)
2nd	04:52	AF	#4 K.Hodges 3 yd rush (#39 J.Medina kick)
3rd	13:52	AF	#9 L.Szarka 1 yd rush (#39 J.Medina kick)
3rd	11:51	BOI	#8 M.Sherrod 40 yd rush (#35 C.Boomer kick)
3rd	01:10	AF	#39 J.Medina 25 yd FG
3rd	00:58	BOI	#24 D.Riley 75 yd pass from #4 M.Madsen (#35 C.Boomer kick)
4th	09:44	AF	#18 Q.Smith 12 yd pass from #9 L.Szarka (#44 R.Conti rush failed)
4th	05:18	BOI	#24 D.Riley 8 yd rush (#35 C.Boomer kick)
4th	02:26	AF	#88 B.Fleischmann 5 yd pass from #9 L.Szarka
4th	02:08	BOI	#24 D.Riley 43 yd rush (#35 C.Boomer kick)

Plays-Yds

TOP

BOI-AF

5-75	02:07	0-7
9-75	04:45	7-7
5-68	01:55	14-7
10-52	04:32	21-7
10-72	05:33	21-14
3-75	01:08	21-21
4-75	02:01	28-21
19-67	10:41	28-24
1-75	00:12	35-24
12-75	06:14	35-30
8-75	04:26	42-30
6-75	02:52	42-37
3-50	00:16	49-37

USAFA, Colo. — A legendary performance from running back Dylan Riley led Boise State past Air Force, 49-37, Saturday night.

The sophomore found the end zone five times in the victory, rushing for four scores and catching another. Riley totaled a career-high 255 all-purpose yards, notching 171 rushing yards and 84 receiving yards.

Riley was the highlight of a successful offensive assault, with the Broncos (2-1, 1-0 Mountain West) totaling 592 of total offense. The Blue and Orange recorded 500+ yards of total offense in back-to-back games, a feat that hasn't occurred since the 2019 season.

Maddux Madsen was also stellar in the win, brushing off an early first-quarter injury to throw for 276 yards and two touchdowns. The redshirt junior moved into the top 10 in program history in several categories, including career touchdowns (37), passing yards (5,060) and 200+ yard games (12).

The Falcons (1-2, 0-2 MW) notched the first score of the game, scoring on a 2-yard rush nearly four minutes into the action. Riley answered the call for the squad, scoring touchdowns on back-to-back drives to give the Broncos a 14-7 lead at the end of the first quarter.

Madsen found Matt Lauter for a 3-yard pass-and-catch early in the second quarter to give the Broncos a two-score advantage. Air Force responded on the ensuing drive with a 10-play, 72-yard scoring drive to bring the score within seven points as the teams entered the locker room.

The Falcons tied the game with a touchdown on the opening drive of the second half, but a 40-yard touchdown rush from Malik Sherrod gave the Broncos a 28-21 advantage. Air Force answered with a 10-minute, 19-play drive that ended in a field goal.

On the first play of the ensuing possession, Riley scored off a 75-yard touchdown reception off a screen pass to give Boise State a two-possession edge. The Falcons scored yet another touchdown, but failed to convert the 2-point conversion.

BOISE STATE

Rushing	Att	Yds	TD	Lg	Avg
Dylan Riley	19	171	4	43	9.0
Malik Sherrod	7	80	1	40	11.4
Sire Gaines	3	34	0	13	11.3
Passing	C-A-I	Yds	TD	Lg	Sack
Maddux Madsen	13-23-1	276	2	75	0
Max Cutforth	3-4-0	34	0	17	0

Receiving	Rec	Yds	YAC	TD	Lg
Latrell Caples	5	87	34	0	31
Dylan Riley	2	84	93	1	75
Malik Sherrod	2	36	28	0	24
Matt Wagner	2	28	8	0	24
Matt Lauter	2	23	22	1	20
Ben Ford	1	22	3	0	22
Chase Penry	1	17	15	0	17
Chris Marshall	1	13	8	0	13

Defensive	TOT	Sk	TFL	FF	FR	INT	PBU	QH
Ty Benefield	11	0.0-0	2.0-7	0	0-0-1	23	0	0
Marco Notaraini	10	0.0-0	0.0-0	0	0-0-0	0	0	0
Zion Washington	10	0.0-0	1.0-1	0	0-0-0	0	0	0
Jeremiah Early	8	0.0-0	1.0-1	0	0-0-0	0	0	0
Boen Phelps	7	0.0-0	0.0-0	0	0-0-0	0	0	0
A'Marion McCoy	6	0.0-0	1.0-1	0	0-0-0	0	0	0
Jake Ripp	6	0.0-0	0.0-0	0	0-0-0	0	0	0
Jayden Virgin-Morgan	4	0.0-0	0.0-0	0	0-0-0	0	0	0
Max Stege	4	0.0-0	0.0-0	0	0-0-0	0	0	0
Malakai Williams	3	1.0-1	1.0-1	0	0-0-0	0	0	0
Dion Washington	2	0.0-0	0.0-0	0	0-0-0	0	0	0
Keanu Mailoto	2	0.0-0	0.0-0	0	0-0-0	1	0	0
Michael Madrie	1	0.0-0	0.0-0	0	0-0-0	0	0	0
Lopez Sanusi	1	0.0-0	0.0-0	0	0-0-0	0	0	0
Braxton Fely	1	0.0-0	0.0-0	0	0-0-0	0	0	0

AIR FORCE

Rushing	Att	Yds	TD	Lg	Avg
Liam Szarka	20	111	1	38	5.6
Dylan Carson	16	109	1	64	6.8
Cade Harris	5	15	0	10	3.0
Kade Frew	4	13	0	10	3.2
Owen Allen	4	7	0	3	1.8
Josh Johnson	2	6	0	3	3.0
Kemper Hodges	2	5	1	3	2.5
Rocco Conti	1	4	0	4	4.0

Passing	C-A-I	Yds	TD	Lg	Sack
Liam Szarka	13-18-1	242	2	74	1
Josh Johnson	0-2-0	0	0	0	0

Receiving	Rec	Yds	YAC	TD	Lg
Cade Harris	8	177	74	0	74
Quin Smith	3	65	1	1	32
Bruin Fleischmann	1	5	0	1	5
Kade Frew	1	-1	2	0	0
Tre Roberson	0	0	0	0	0

Defensive	TOT	Sk	TFL	FF	FR	INT	PBU	QH
Max Mustell	13	0.0-0	0.0-0	0	0-0-1	0	1	0
Blake Fletcher	9	0.0-0	0.5-1	0	0-0-0	0	0	0
Roger Jones	6	0.0-0	0.0-0	0	0-0-0	0	0	0
Luke Fisher	5	0.0-0	0.5-0	0	0-0-0	0	0	1
Korey Johnson	5	0.0-0	0.0-0	0	0-0-0	0	0	1
Nick Beckwith	4	0.0-0	0.0-0	0	0-0-0	0	0	0
Jordan Elie-Stuart	3	0.0-0	0.0-0	0	0-0-0	0	0	0
Brody Bujnoch	3	0.0-0	0.0-0	0	0-0-0	0	0	0
Payton Zdroik	2	0.0-0	0.0-0	0	0-0-0	0	0	1
Evan Rau	1	0.0-0	0.0-0	0	0-0-0	0	0	0
Daniel Grobe	1	0.0-0	0.0-0	0	0-0-0	0	0	0
Mason Hayes	1	0.0-0	0.0-0	0	0-0-0	0	0	0
Brodie Mitchell	1	0.0-0	0.0-0	0	0-0-0	0	0	0
Liam Szarka	1	0.0-0	0.0-0	0	0-0-0	0	0	0
Isaac Hubert	1	0.0-0	0.0-0	0	0-0-0	0	0	2



BRONCOS DOMINATE APP STATE FOR THIRD CONSECUTIVE VICTORY

SEPT. 27, 2025 • ALBERTSONS STADIUM • BOISE, IDAHO • ATT: 32,904

TEAM STATISTICS

	APP	BOI
FIRST DOWNS	9	25
Rushing	4	7
Passing	3	15
Penalty	2	3
NET YARDS RUSHING	119	152
Rushing Attempts	29	44
Average Per Rush	4.1	3.5
Rushing Touchdowns	1	0
Yards Gained Rushing	141	187
Yards Lost Rushing	22	35
NET YARDS PASSING	65	321
Completions-Attempts-Int	12-28-3	25-38-0
Average Per Attempt	2.3	8.4
Average Per Completion	5.4	12.8
Passing Touchdowns	1	4
TOTAL OFFENSE YARDS	184	473
Total offense plays	57	82
Average Gain Per Play	3.2	5.8
Fumbles: Number-Lost	1-1	2-0
Penalties: Number-Yards	11-94	5-55
PUNTS-YARDS	7-332	4-164
Average Yards Per Punt	47.4	41.0
Net Yards Per Punt	44.6	29.8
Inside 20	0	2
50+ Yards	3	0
Touchbacks	1	0
Fair catch	5	3
KICKOFF-YARDS	3-203	9-578
Average Yards Per Kickoff	67.7	64.2
Net Yards Per Kickoff	46.7	41.2
Touchbacks	1	7
Fair Catch Yards	25	0
Punt returns: Number-Yards-TD	1-45-0	1-0-0
AVERAGE PER RETURN	45.0	0.0
Kickoff returns: Number-Yards-TD	2-32-0	1-13-0
AVERAGE PER RETURN	16.0	13.0
Interceptions: Number-Yds-TD	0-0-0	3-57-2
FUMBLE RETURNS: NUMBER-YDS-TD	0-0-0	0-0-0
MISCELLANEOUS YARDS	0	0
POSSESSION TIME	21:50	38:10
1st Quarter	06:29	08:31
2nd Quarter	07:56	07:04
3rd Quarter	04:22	10:38
4th Quarter	03:03	11:57
Third-Down Conversions	2-13	9-18
Fourth-Down Conversions	1-1	2-3
Red-Zone Scores-Chances	2-2	3-4
Touchdowns	2	2
Field goals	0	1
Sacks By: Number-Yards	2-24	5-27
PAT Kicks	2-2	5-5
2Pts Conversions	0-0	0-1
Field Goals	0-0	2-2
Points off Turnover	0	14

APP STATE

BOISE STATE

Qtr. Time Team Scoring Play

1st	09:49	BOI	#3 L.Caples 10 yd pass from #4 M.Madsen (#35 C.Boomer kick)
1st	01:49	BOI	#7 A.McCoy 26 yd interception return (#35 C.Boomer kick)
2nd	07:07	BOI	#82 B.Ford 14 yd pass from #4 M.Madsen (#35 C.Boomer kick)
2nd	01:16	APP	#8 D.Stroman 7 yd pass from #5 A.Swann (#90 D.De Freitas kick)
2nd	00:05	BOI	#35 C.Boomer 25 yd FG
3rd	10:40	APP	#22 J.Lewis 3 yd rush (#90 D.De Freitas kick)
3rd	05:59	BOI	#35 C.Boomer 40 yd FG
3rd	01:24	BOI	#25 Q.Brown 29 yd pass from #4 M.Madsen (#5 C.Marshall pass from #4 M.Madsen failed)
4th	10:47	BOI	#3 L.Caples 34 yd pass from #4 M.Madsen (#35 C.Boomer kick)
4th	10:21	BOI	#41 B.Phelps 33 yd interception return (#35 C.Boomer kick)

0

14

7

10

7

9

0

14

14

47

Plays-Yds

TOP

APP-BOI

10-75	05:11	0-7
	01:35	0-14
10-80	05:53	0-21
14-75	05:51	7-21
9-62	01:11	7-24
3-42	00:46	14-24
11-58	04:35	14-27
7-58	03:07	14-33
8-69	04:07	14-40
	00:26	14-47

BOISE, Idaho – Boise State utilized a complete team effort to dominate App State, 47-14, to win its third consecutive game of the season on Saturday.

The Broncos (3-1, 1-0 Mountain West) generated 473 yards of offense and held the Mountaineers (2-2, 0-1 SBC) to 184 yards on the night. Boise State forced four turnovers in the victory, including two interception returns for touchdowns, a feat the program hadn't accomplished since a Sept. 25, 2015 win over Virginia.

Quarterback Maddux Madsen was spectacular in the win, throwing for a career-high 321 yards and matching his career-high with four touchdown strikes. The redshirt junior completed 25 of his 37 attempts, and threw to 10 different receivers for the second time this season.

Latrell Caples received the benefit of Madsen's accuracy on the night, hauling in a pair of touchdown passes to record his third-career multi-touchdown performance. Ben Ford also recorded a touchdown in the air, while freshman Quinton Brown notched his first career touchdown reception in the third quarter.

The Broncos utilized a balanced attack on the ground, creating 152 rushing yards in the contest. Sire Gaines led the way, recording 69 yards on 12 carries. Malik Sherrod added 49 yards while Dylan Riley finished with 46 yards on the night.

Defensively, Boise State held the third-ranked passing attack in the country to just 65 yards through the air, the lowest total the Broncos have allowed since a game against Wyoming in 2020. The Blue and Orange recorded three total interceptions in the victory, with A'Marion McCoy and Boen Phelps returning their picks for scores.

Ty Benefield led the team in tackles for the third time this season, finishing with seven total. Braxton Fely recorded a career-high two sacks on the evening, with Sterling Lane II, Jayden Virgin-Morgan and Malakai Williams each adding a sack of their own.

APP STATE

Rushing	Att	Yds	TD	Lg	Avg
Rashod Dubinion	17	113	0	39	6.6
Jaquari Lewis	7	23	1	7	3.3
Billy Wiles	2	4	0	5	2.0
AJ Swann	3	-21	0	0	-7.0

Passing	C-A-I	Yds	TD	Lg	Sack
AJ Swann	11-24-2	64	1	12	3
Noah Gillon	0-2-0	0	0	0	0
Billy Wiles	1-2-1	1	0	1	2

Receiving	Rec	Yds	YAC	TD	Lg
Izayah Cummings	3	20	11	0	9
Jose Leon	3	12	9	0	7
William Fowles	1	12	4	0	12
Rashod Dubinion	1	10	14	0	10
Dalton Stroman	1	7	0	1	7
AJ Swann	1	2	2	0	2
David Larkins	1	1	2	0	1
Jaquari Lewis	1	1	2	0	1

Defensive	TOT	Sk	TFL	FF	FR	INT	PBU	QH
Jaelin Willis	10	0.0-0	0.0-0	0	0-0	0-0	0	0
Emory Floyd	8	0.0-0	1.0-3	0	0-0	0-0	0	0
Kyle Arnholt	7	0.0-0	0.0-0	0	0-0	0-0	0	0
Zyair Gamble	6	0.0-0	0.5-0	0	0-0	0-0	0	0
Dylan Manuel	6	0.0-0	0.5-1	0	0-0	0-0	0	1
Elijah McCantos	5	0.0-0	1.0-0	0	0-0	0-0	1	0
Rondo Porter	5	0.0-0	0.0-0	0	0-0	0-0	1	0
Joseph Bakhole	4	1.0-9	2.5-12	0	0-0	0-0	0	0
Brayshaw Littlejohn	4	0.0-0	1.0-0	0	0-0	0-0	0	0
Jordan Favors	3	0.0-0	1.0-2	0	0-0	0-0	0	0
Ethan Johnson	3	0.0-0	0.0-0	0	0-0	0-0	0	0
Colton Phares	3	0.0-0	0.5-1	0	0-0	0-0	0	0
DeNigel Cooper	3	0.0-0	0.0-0	0	0-0	0-0	0	0
Thomas Davis	3	0.0-0	0.5-1	0	0-0	0-0	0	1
Nick Campbell	3	0.0-0	0.5-0	0	0-0	0-0	0	0
Kevin Abrams-Venwayne	2	1.0-15	1.0-15	1	0-0	0-0	0	2
Caleb Sandstrom	1	0.0-0	0.0-0	0	0-0	0-0	0	0

BOISE STATE

Rushing	Att	Yds	TD	Lg	Avg
Sire Gaines	12	69	0	28	5.8
Malik Sherrod	9	49	0	22	5.4
Dylan Riley	16	46	0	6	2.9
Seth Knothe	3	12	0	5	4.0
Max Cutforth	1	-9	0	0	-9.0
Maddux Madsen	2	-14	0	1	-7.0

Passing	C-A-I	Yds	TD	Lg	Sack
Maddux Madsen	25-37-0	321	4	34	1
Max Cutforth	0-1-0	0	0	0	1

Receiving	Rec	Yds	YAC	TD	Lg
Latrell Caples	5	84	31	2	34
Chris Marshall	3	52	18	0	26
Ben Ford	3	45	10	1	18
Matt Lauter	3	45	39	0	20
Matt Wagner	3	29	16	0	15
Malik Sherrod	3	21	28	0	11
Sire Gaines	2	5	8	0	6
Quinton Brown	1	29	0	1	29
Cameron Bates	1	11	0	0	11
Dylan Riley	1	0	6	0	0
Demetric Whitlock Jr.	0	0	0	0	0

Defensive	TOT	Sk	TFL	FF	FR	INT	PBU	QH
Ty Benefield	7	0.0-0	0.0-0	0	0-0	0-0	0	0
Marco Notarainni	6	0.0-0	0.0-0	0	0-0	0-0	0	0
Boen Phelps	6	0.0-0	0.0-0	0	0-0	1-33	0	1
Jayden Virgin-Morgan	6	1.0-6	1.0-6	0	0-0	0-0	0	0
Zion Washington	4	0.0-0	0.0-0	0	0-0	0-0	0	0
Jake Ripp	4	0.0-0	0.0-0	0	0-0	0-0	0	2
Braxton Fely	2	2.0-15	2.0-15	0	0-0	0-0	0	0
Max Stege	2	0.0-0	0.0-0	0	0-0	0-0	0	1
Michael Madrie	2	0.0-0	0.0-0	0	0-0	0-0	0	0
Jeremiah Earby	2	0.0-0	0.0-0	0	0-0	0-0	2	0
Lopez Sanusi	2	0.0-0	0.0-0	0	0-0	0-0	0	0
A'Marion McCoy	2	0.0-0	0.0-0	0	0-0	1-26	0	0
Malakai Williams	2	1.0-5	1.0-5	1	0-0	0-0	0	1



GAME RECAPS



BOISE STATE FALLS TO NO. 21/21 NOTRE DAME

OCT. 4, 2025 • NOTRE DAME STADIUM • SOUTH BEND, IND. • ATT: 77,662

TEAM STATISTICS

	BSU	ND
FIRST DOWNS	23	19
Rushing	7	6
Passing	11	10
Penalty	5	3
NET YARDS RUSHING	100	200
Rushing Attempts	34	31
Average Per Rush	2.9	6.5
Rushing Touchdowns	1	2
Yards Gained Rushing	133	223
Yards Lost Rushing	33	23
NET YARDS PASSING	215	189
Completions-Attempts-Int	22-37-4	15-23-0
Average Per Attempt	5.8	8.2
Average Per Completion	9.8	12.6
Passing Touchdowns	0	2
TOTAL OFFENSE YARDS	315	389
Total offense plays	71	54
Average Gain Per Play	4.4	7.2
Fumbles: Number-Lost	1-0	3-0
Penalties: Number-Yards	13-112	11-112
PUNTS-YARDS	4-155	3-133
Average Yards Per Punt	38.8	44.3
Net Yards Per Punt	34.2	37.7
Inside 20	0	1
50+ Yards	1	0
Touchbacks	0	1
Fair catch	0	1
KICKOFF-YARDS	2-130	5-325
Average Yards Per Kickoff	65.0	65.0
Net Yards Per Kickoff	40	40
Touchbacks	2	5
Fair Catch Yards	0	0
Punt returns: Number-Yards-TD	0-0-0	2-18-0
AVERAGE PER RETURN	0.0	9.0
Kickoff returns: Number-Yards-TD	0-0-0	0-0-0
AVERAGE PER RETURN	0.0	0.0
Interceptions: Number-Yds-TD	0-0-0	4-28-0
FUMBLE RETURNS: NUMBER-YDS-TD	0-0-0	0-0-0
MISCELLANEOUS YARDS	0	0
POSSESSION TIME	35:46	24:14
1st Quarter	07:39	07:21
2nd Quarter	07:37	07:23
3rd Quarter	08:49	06:11
4th Quarter	11:41	03:19
Third-Down Conversions	6-15	4-9
Fourth-Down Conversions	1-3	0-2
Red-Zone Scores-Chances	1-1	3-4
Touchdowns	1	3
Field goals	0	0
Sacks By: Number-Yards	0-0	4-33
PAT Kicks	1-1	2-3
2Pts Conversions	0-0	1-1
Field Goals	0-0	0-0
Points off Turnover	0	0

BOISE STATE	0	7	0	0	7
NO. 21/21 NOTRE DAME	6	8	7	7	28

Qtr.	Time	Team	Scoring Play	Plays-Yds	TOP	BOI-ND
1st	04:47	ND	#2 W.Pauling 19 yd pass from #13 C.Carr (#18 E.Schmidt kick blocked)	6-69	02:25	0-6
2nd	04:03	BOI	#4 M.Madsen 1 yd rush (#35 C.Boomer kick)	10-72	05:24	7-6
2nd	00:48	ND	#4 J.Love 4 yd rush (#2 W.Pauling pass from #13 C.Carr)	9-75	03:15	7-14
3rd	05:49	ND	#0 M.Fields 6 yd pass from #13 C.Carr (#48 M.Diomed kick)	10-79,	04:31	7-21

SOUTH BEND, Ind. — Boise State dropped its final nonconference game of the season, losing to No. 21/21 Notre Dame 28-7 on Saturday.

The Broncos (3-2, 1-0 Mountain West) generated 315 yards of total offense, including 215 yards in the air and 100 yards on the ground. Conversely, The Fighting Irish (3-2) recorded 389 yards of offense, including 189 yards passing and 200 yards rushing. Boise State committed four turnovers in the loss.

Notre Dame found the end zone first, scoring on a 19-yard touchdown pass with just under five minutes left in the opening quarter. Braxton Fely blocked the point after, marking the 27th consecutive season the Broncos have blocked a kick in a season.

Boise State took the lead with 4:03 in the second quarter when Maddux Madsen found the end zone with his legs in the second quarter. The redshirt junior scored off a play-action keeper from 1-yard out, capping a 10-play, 72-yard drive.

Notre Dame responded, driving the length of the field on the ensuing possession to score a touchdown with 48 seconds left in the half. The Fighting Irish converted the two-point conversion to take a 14-7 advantage to the locker room.

Notre Dame made it a two-score game with a 6-yard touchdown pass midway through the third quarter. The Fighting Irish put the exclamation point on the contest with a 49-yard touchdown rush midway through the fourth quarter.

BOISE STATE

Rushing	Att	Yds	TD	Lg	Avg
Sire Gaines	11	39	0	9	3.5
Dylan Riley	5	33	0	20	6.6
Cameron Bates	2	17	0	10	8.5
Malik Sherrod	3	6	0	4	2.0
Maddux Madsen	13	5	1	10	0.4

Passing	C-A-I	Yds	TD	Lg	Sack
Maddux Madsen	22-37-4	215	0	28	4

Receiving	Rec	Yds	YAC	TD	Lg
Latrell Caples	6	52	16	0	13
Chris Marshall	4	58	27	0	28
Ben Ford	3	28	18	0	13
Malik Sherrod	3	22	13	0	10
Matt Wagner	2	30	30	0	28
Dylan Riley	2	11	10	0	9
Chase Penry	1	7	2	0	7
Luke Voorhees	1	7	5	0	7

Defensive	TOT	Sk	TFL	FF	FR	INT	PBU	QH
Ty Benefield	8	0.0-0	0.5-4	1	0-0	0-0	1	0
Jake Ripp	6	0.0-0	1.5-6	0	0-0	0-0	0	1
Jeremiah Earlyby	5	0.0-0	0.0-0	0	0-0	0-0	0	0
A'Marion McCoy	5	0.0-0	0.5-2	0	0-0	0-0	0	0
Zion Washington	5	0.0-0	0.5-1	0	0-0	0-0	0	0
Boen Phelps	5	0.0-0	0.5-0	0	0-0	0-0	0	0
Marco Notarainni	4	0.0-0	1.0-3	0	0-0	0-0	0	0
Davon Banks	3	0.0-0	0.5-4	0	0-0	0-0	0	0
Michael Madrie	2	0.0-0	0.0-0	0	0-0	0-0	0	0
Dion Washington	2	0.0-0	0.0-0	0	0-0	0-0	0	0
Jayden Virgin-Morgan	2	0.0-0	0.0-0	0	0-0	0-0	0	0
Braxton Fely	1	0.0-0	0.0-0	0	0-0	0-0	0	0
Cameron Bates	1	0.0-0	0.0-0	0	0-0	0-0	0	0
Luke Voorhees	1	0.0-0	0.0-0	0	0-0	0-0	0	0
Caleb Sandstrom	1	0.0-0	0.0-0	0	0-0	0-0	0	0
Cam Fleming	1	0.0-0	0.0-0	0	0-0	0-0	0	0
Dylan Hasz	1	0.0-0	0.0-0	0	0-0	0-0	0	0
Aiden Benton	1	0.0-0	0.0-0	0	0-0	0-0	0	0

#21/21 NOTRE DAME

Rushing	Att	Yds	TD	Lg	Avg
Jeremiah Love	16	103	1	36	6.4
Jadarian Price	8	83	1	49	10.4
CJ Carr	3	25	0	28	8.3
Jordan Faison	1	-8	0	0	-8.0

Passing	C-A-I	Yds	TD	Lg	Sack
CJ Carr	15-23-0	189	2	24	0

Receiving	Rec	Yds	YAC	TD	Lg
Jordan Faison	6	83	41	0	24
Malachi Fields	4	44	24	1	22
Will Pauling	2	43	16	1	24
Eli Raridon	2	8	3	0	5
Jeremiah Love	1	11	7	0	11

Defensive	TOT	Sk	TFL	FF	FR	INT	PBU	QH
Kyngstonn Villamu-Asa	8	0.5-4	0.5-4	0	0-0	0-0	1	0
Jaiden Ausberry	8	1.0-9	1.0-9	0	0-0	0-0	0	0
Adon Shuler	7	0.0-0	0.0-0	0	0-0	0-0	0	0
Leonard Moore	6	0.0-0	0.0-0	1	0-0	2-4	0	0
Dallas Golden	6	0.0-0	0.0-0	0	0-0	0-0	0	0
Tae Johnson	5	0.0-0	0.0-0	0	0-0	1-24	0	0
Drayk Bowen	5	1.0-8	1.0-8	0	0-0	0-0	0	0
Jordan Botelho	4	0.0-0	0.0-0	0	0-0	0-0	0	0
Boubacar Traore	4	0.5-4	0.5-4	0	0-0	0-0	0	1
Jaylen Sneed	3	1.0-8	1.0-8	0	0-0	0-0	0	0
Jalen Stroman	2	0.0-0	0.0-0	0	0-0	0-0	0	0
Luke Talich	2	0.0-0	0.0-0	0	0-0	1-0	0	0
Gabriel Rubio	2	0.0-0	0.0-0	0	0-0	0-0	0	0
Mark Zackery IV	2	0.0-0	0.0-0	0	0-0	0-0	0	0
Elijah Hughes	2	0.0-0	0.0-0	0	0-0	0-0	0	0
Jared Dawson	1	0.0-0	0.0-0	0	0-0	0-0	0	0
Christian Gray	1	0.0-0	0.0-0	0	0-0	0-0	1	0
Bryce Young	1	0.0-0	0.0-0	0	0-0	0-0	0	1
Joshua Burnham	1	0.0-0	0.0-0	0	0-0	0-0	0	0
Donovan Hinish	1	0.0-0	0.0-0	0	0-0	0-0	0	0
Jason Onye	1	0.0-0	0.0-0	0	0-0	0-0	0	0