

THE UNIVERSITY OF NEW MEXICO WOMEN'S BASKETBALL

DEC. 20 | vs UNLV

2025-26 SCHEDULE

OVERALL: 9-3 • MW: 1-0 • H: 6-1 • A: 2-1 • N: 1-1

DATE	OPPONENT	TIME/SCORE
10/22	Adams State (Exh.)	W, 81-35
10/28	at UT Arlington (Exh.)	W, 79-56
11/3	Northern Arizona	W, 77-59
11/6	at Colorado	L, 84-59
11/9	North Carolina A&T	W, 71-64
11/12	New Orleans	W, 99-65
11/16	at New Mexico State	W, 77-45
11/20	UT Martin	W, 77-45
11/23	Texas Tech	L, 82-57
11/28	Chicago State%	W, 80-53
11/29	Cincinnati%	L, 63-60
12/7	at Arizona	W, 72-69
12/13	Houston	W, 63-41
12/17	Boise State*	W, 70-63
12/20	at UNLV*	2 p.m.
12/31	Wyoming*	1 p.m.
1/3	at San José State*	3 p.m.
1/7	at Colorado State*	6:30 p.m.
1/10	Nevada*	1 p.m.
1/14	at San Diego State*	12 p.m.
1/17	Grand Canyon*	2:30 p.m.
1/24	at Air Force*	1 p.m.
1/28	UNLV*	7 p.m.
1/31	Utah State*	1 p.m.
2/4	at Wyoming*	6:30 p.m.
2/7	at Boise State*	1 p.m.
2/11	San José State*	7 p.m.
2/14	Colorado State*	1 p.m.
2/18	at Grand Canyon*	6 p.m.
2/21	Air Force*	1 p.m.
2/25	at Utah State*	6 p.m.
2/28	at Nevada*	2 p.m.
3/3	Air Force*	7 p.m.
3/7-11	MW Tournament	

BOLD: Home * : Mountain West

%Florida Gulf Classic

All times are Mountain Time

QUICK POINTS BY THE NUMBER

- 7 games with 10+ steals (season-high 19 vs. Chicago St.); averaging 11.3 spg (2nd in MW)
- Hooks averaging double figures in scoring and has scored in double figures in all 12 games with 3 games with 20 or more points; led team in scoring in 4 games
- Antonio averaging 10.0 ppg
- Antonio & Hargrove: 6 games in double figures
- Outscoring opponents in 1st (210-151), 2nd (226-173), 3rd (222-219) & 4th (204-190); +10.8 in scoring margin
- 7-0 when leading after 1st, 9-0 when leading at half & after the 3rd
- Leads MW in: off. rebounds/ game (13.4), rebounding margin (+6.4), def. rebounds/game (28.7), rebounding offense (42.1)
- 2nd in MW in: scoring (71.8), defense FG % (37.2), 3-pts/game (8.3) & steals/game (11.3)
- 3 starters return from a season ago in Hooks, Hargrove and Magalhães
- Return 6 from a season ago and added 7 newcomers (4 freshmen, 3 transfers)
- Picked 5th in MW preseason poll with 2 first-place votes
- Averaged 70.4 ppg last season w/ 7.5 3-pointers per game (71.8 ppg w/ 8.3 3-pointers/game this season)
- Averaged 39.0 rpg w/ a +3.4 rebound margin last season (42.1 rpg w/ +6.4 this season)



New Mexico Lobos

9-3, 1-0 MW
Head Coach: Mike Bradbury
Record at UNM: 189-106 (10th year)
Career Record: 367-223 (19th year)

Series History

Overall: UNLV leads 44-28
Away Record: UNLV leads 29-11
Current Streak: L3
Last Meeting: 2/8/25 (90-65)

Broadcast Information

TV: MW Network
Radio: KNML
Live Stats: GoLobos.com/wbbstats



UNLV Lady Rebels

6-5, 1-0 MW
Head Coach: Lindy La Rocque
Record at UNLV: 134-35 (6th year)
Career Record: Same

PROJECTED STARTERS

#	NAME	POS.	HT.	YR.	NOTE
3	Destinee Hooks	G	5-9	Jr.	Preseason All-MW Team; 20+ points in 3 games, 10+ in all 12
4	Alyssa Hargrove	G	5-8	Gr.	6x double figures; 7 steals vs. UNO; mult. steals in 8 games
10	Cacia Antonio	G	5-11	Jr.	10+ points in 6 games; 10.0 ppg, 5.0 rpg
13	Joana Magalhães	G	5-5	So.	Career-high 6 steals vs NAU & again vs. NC A&T; 2.1 spg
23	Emma Najjuma	F	6-4	RS-So.	10+ rebounds in 3 games; 16 reb. at Arizona; 5.9 rpg

LOBO NOTES

SERIES HISTORY

UNM is 28-44 all-time against UNLV, 11-29 in Las Vegas. UNM has lost the last three games in the series, with the last win on Jan. 20, 2024, 69-66 in Las Vegas on a last-second three-pointer by Viané Cumber.

CONFERENCE OPENING WIN

The Lobos used a 12-0 run over a span of 2:18 in the fourth quarter to turn a 55-49 deficit into a 61-55 lead, with a Nayli Padilla layup with 5:51 left giving the Lobos the lead for the remainder of the game.

UNM led for 27:29 of the contest, however, there were also 10 lead changes and seven ties of which five lead changes and six ties occurred in the third quarter.

Joana Magalhães became the seventh different Lobo to lead the Lobos in scoring this season, finishing with a season-high 16 points, one of four Lobos to reach double digits. Alyssa Hargrove scored 12 points, scoring 10-plus points for the sixth time this season and third consecutive game and Destinee Hooks and Cacia Antonio each finished with 11 points. For Hooks, Wednesday continued her streak of double-digit scoring to 12 games and for Antonio, was the sixth time this season scoring double figures.

Defensively, UNM finished with 12 steals, led by three each from Magalhães and Padilla, with Hargrove and Antonio recording two each. Emma Najjuma led the team in rebounds with eight, as UNM outrebounded BSU 40-35. Additionally, of UNM's 70 points, a season-high 50 points were scored in the paint, 19 points were scored off of BSU's 19 turnovers and 17 were from fast-break opportunities. UNM outscored the Broncos in all three categories (50-32, 19-11 and 17-4, respectively).

Following Wednesday's win over Boise State, the Lobos are now 16-11 in Mountain West openers, 7-5 when opening at home. Wednesday was the fourth time opening with Boise State (2012, 2019, 2021 were the other times), however, all three previous games were on the road.

New Mexico has won its last six conference openers, with its last loss an 83-82 overtime loss at Boise State on Dec. 4, 2019.

Coach Mike Bradbury is now 9-1 in conference openers, with the Lobos starting at home only three times (2-0 against Air Force, 1-0 against Boise State). Under Bradbury, the Lobos are 2-1 against BSU in conference openers.

NONCONFERENCE NOTABLES

The Lobos closed nonconference with consecutive wins over Big 12 opponents, defeating Houston 63-41 and Arizona 72-69. The Lobos are the first MW team with multiple wins over Big 12 opponents in the same season since TCU in 2009-10. The other teams with multiple wins over the Big 12 this season are Southern and Texas A&M, with two each.

UNM's win marked the fourth in last five games in the series with Houston as well as the second time under Coach Mike Bradbury that the Lobos have won two games against Power 4 teams in the same season (2017-18, Illinois and Texas Tech). It was also the sixth win that the Lobos have had over a Power 4 school under Bradbury.

The 22-point win was the second-largest margin of victory for UNM in the series (23 in 2001) and was the fewest points allowed in a game in the series. Further, it was the third-largest margin of victory over a Power 4 team in Bradbury's tenure at UNM.

The 41 points were a season low for Houston, as was its 13 field goals and 22.8% field goal percentage.

Further, UNM's 99 points against New Orleans were the most scored by a MW team in a game this season, as were the 56 rebounds against UT Martin. The 35 made field goals against New Orleans are tied for the second most by a MW team this season.

UNM finished nonconference 8-3 with a +11.1 scoring margin, averaging 72.0 points per game, and a +6.5 rebounding margin, averaging 42.3 rebounds per game. The 8-3 record is UNM's best nonconference record since the 2018-19 season, when the Lobos went 10-1.



@UNMLOBOWBB

» Eight NCAA Tournament Appearances | 1998, 2002, 2003, 2004, 2005, 2006, 2007, 2008 «
» Five Mountain West Tournament Championships | 2003, 2004, 2005, 2007, 2008 «

THE UNIVERSITY OF NEW MEXICO

Location.....Albuquerque, N.M.
 Founded.....1889 by Territorial Legislature
 Enrollment.....22,225
 Nickname.....Lobos
 Colors.....Cherry (PMS 200) & Silver (PMS Cool Gray 6)
 Conference.....Mountain West Conference
 National Affiliation.....NCAA Division I
 President.....Dr. Garnett Stokes
 Director of Athletics.....Fernando Lovo
 Deputy Athletic Director.....Ryan Berryman/ Jalen Dominguez
 Deputy Title IX Coordinator/SWA.....Amy Beggin
 Faculty Representative.....Karen Gaudreault, Ph.D

FACILITY INFORMATION

Facility.....The Pit
 Capacity.....15,411
 Age.....Built in 1966 (Renovated in 2009-10)
 All-Time Home Record.....494-233 (.680)

PROGRAM HISTORY

First Season.....1974-75
 Overall Record.....786-615 (.561)
 Overall MW Record.....282-183 (.606)
 Postseason Tournament Appearances.....20
 NCAA Tournament Appearances.....8
 Last NCAA Postseason Appearance.....2022-23 (WNIT)
 Last NCAA Postseason Opponent.....Washington
 Last NCAA Postseason Result.....L, 67-56
 MW Regular Season Championships.....3
(2003-04, 2004-05, 2020-21)
 MW Tournament Championships.....5
(2002-03, 2003-04, 2004-05, 2006-07, 2007-08)

TEAM INFORMATION

2024-25 Overall Record.....18-14
 2024-25 Mountain West Record.....11-7
 2024-25 Mountain West Season Finish.....T-4th
 2024-25 MW Tournament Finish.....Quarterfinal
 Letterwinners Returning | Lost.....5 | 8
 Starters Returning | Lost.....3 | 2

- » Three Mountain West Regular-Season Championships
- » Five Mountain West Tournament Championships
- » Seven NCAA Tournament Appearances Since 2001-02
- » WBCA Academic Top 25 Eight Times Since 2004-05

COACHING STAFF

Head Coach: Mike Bradbury (Chattanooga, 1993)
 Record at UNM (Years): 189-106 (10th season)
 Career Record (Years): 367-223 (19th season)
 Associate H.C.: Keith Freeman (4th season)
 Alma Mater: Huntington College, 1986
 Assistant Coach: Nike McClure (4th season)
 Alma Mater: New Mexico, 2019
 Assistant Coach: Mackenzie Head (3rd season)
 Alma Mater: Bethel University, 2021
 Graduate Assistant: Carmyn Harrison (1st season)
 Dir. of Operations: Hanna Hudson (4th season)
 Dir. of Player Development: Isaiah Fernandez (4th season)
 Athletic Trainer: Lexi Smith (5th season)
 Strength Coach: Emily Meinert (2nd season)

MISCELLANEOUS INFORMATION

2024-25 Total Attendance.....96,860
 2024-25 Average Attendance.....4,843
 2024-25 NCAA Attendance Rank.....15th
 2024-25 Mountain West Attendance Rank.....1st

MULTIMEDIA INFORMATION

Athletics Website.....www.GoLobos.com
 Main University Web Site.....www.unm.edu
 Conference Web Site.....www.TheMW.com
 Facebook.....www.facebook.com/NewMexicoLobos
 X.....@UNMLoboWBB

MEDIA RELATIONS

Women's Basketball Contact.....Allison Weiss
 Cell Phone (Preferred).....661-313-5402
 Email.....allisonweiss@unm.edu

INTERVIEW REQUESTS

All interviews with UNM student-athletes and coaches should be coordinated through the athletics communications office. Interviews may be arranged by contacting Allison Weiss in the athletics communications office (allisonweiss@unm.edu). All interview requests should be made at least 24 hours in advance.

The University of New Mexico Athletics
 1155 University Drive
 Albuquerque, N.M. 87106

FAST START

UNM is outscoring opponents 210-151 (+59) in the first quarter, 226-173 (+53) in the second quarter and 436-324 (+112) in the first 20 minutes.

The Lobos scored the first 14 points against Boise State with six different Lobos contributing to the points, continuing a trend of getting out to fast starts.

The Lobos also made four of their first five shots in the season opener against Northern Arizona with Nayli Padilla accounting for five points. At Colorado, CU scored the first six points of the game, but three-pointers from Destinee Hooks and Clarissa Craig tied the game and two free throws by Craig and a basket by Joana Magalhães continued the Lobo run for the 10-6 UNM lead.

Against New Orleans, the Lobos scored the first seven points, built a 15-4 lead within the first 4:29 with the lead growing to 21 at 27-6 behind a 9-0 run in a span of 1:11. A jumper from Hooks with 18 seconds left closed the quarter with UNM leading 37-12. The Lobos shot 72.2% in the first quarter on 13-18 shooting with five three-pointers. UNM scored 65 points in the first two quarters. UNM scored the first six points of the game against UT Martin and never trailed in the 77-45 win.

In the game against Chicago State, UNM closed the first quarter on a 6-0 run on three-pointers from Hooks and Cacia Antonio for the 20-12 lead through the first. The run continued into the second quarter with a Craig layup and Alyssa Hargrove basket to extend the lead to 12 less than a minute in, ultimately scoring the first 18 points of the quarter to grow the lead to 38-12. Chicago State's first points came at the 4:07 mark on a free throw. Of note, the 24-0 run between the first and second quarter marked the longest run for the Lobos this season. New Mexico outscored the Cougars 24-5 in the second quarter, holding CSU to 12.5% shooting in the second quarter while shooting 52.4%, and held the Cougars to 19.4 % in the half.

At Arizona, after missing a three-pointer on their first possession of the game, the Lobos made five consecutive field goals and led 26-19 at the end of the first quarter. UNM outshot Arizona 61.1% to 38.1% in the first quarter on 11 made field goals and four three-pointers.

WIN THE QUARTER

The Lobos have won the second quarter in seven games this season, scoring 20-plus points in six games (twice with 28 points, twice with 22 points, once with 24 and once with 20) and holding opponents to 16 points or fewer in seven.

Further, UNM has outscored its opponent in the first quarter seven times (NAU, UNO, UTM, CSU, UA, UH, BSU), the third quarter six times (UNO, NAU, NMSU, UTM, UA, UH) and the fourth quarter seven times (NAU, AT, UTM, UC, CSU, UH, BSU).

The Lobos have also held their opponent below 10 points in a quarter six times this season (five in the fourth quarter against NAU, five in the second quarter against Chicago State, four in the second quarter against NMSU, seven in the second quarter against UTM, nine in the fourth quarter against Houston and four in the first quarter against Boise State).

Three times, the Lobos have held their opponent below 20 points at the half: 15 points (New Mexico State), 17 points (Chicago State) and 18 points (UT Martin).

UNM is 7-0 when leading after the first quarter, 9-0 when leading at the half and 8-0 when leading after the third quarter.

60-70

While the trend right now is 6-7 and scoring 67 points, for the Lobos the trend is 60-70.

UNM is 5-0 when allowing 60 points or less, including holding three teams to 45 points or fewer. UNM is also 8-0 when scoring 70 or more points.

NO THREES FOR YOU, BUT WE'LL TAKE THEM

UNM has held seven opponents to under four three-pointers in a game and three opponents to under 20 percent from three-point range, including New Mexico State (14.3%), UT Martin (16.7%) and Cincinnati (18.8%). In addition, the Lobos held Colorado and Chicago State to 20 percent with Chicago State making three, three-pointers and Colorado four.

Opponents on average are making 4.9 three-pointers per game, going 59-218 (27.1%). UNM is third in the MW in three-point field goal defense and 72nd in the NCAA.

In road games, UNM's opponents are averaging 3.3 three-pointers per game and 20.0% (10-50). UNM is making 10.0 three-pointers per game on the road, shooting 36.1%.

For the Lobos, they are making 8.3 per game and shooting 32.0%, led by Nayli Padilla with 25 made three-pointers (2.1 per game) and is shooting 35.7%. Laila Abdurraqib is second with 20 (1.7 per game) with Abdurraqib shooting 41.7% from three-point range. Padilla is fifth in the MW in three-pointers made per game with Abdurraqib tied for 10th and Destinee Hooks 13th. As a team, UNM is second in made three-pointers per game but has made the most three-pointers.

Nationally, UNM is tied for 48th in three-pointers per game and 29th in three-point attempts per game (26.8).

OWN THE BOARDS

The Lobos lead the MW in offensive rebounds per game (13.4), defensive rebounds per game (28.7), rebounding margin (+6.4) and rebounding offense (42.1). UNM is 71st in the NCAA in rebound margin, 43rd in rebounds per game and 44th in defensive rebounds per game.

UNM has outrebounded its opponent in eight games and is 8-0 when doing so.

As a team, UNM had a season-high 56 against UT Martin with the largest rebounding margin against UT Martin (+35). Of note, the 56 rebounds are the most in a game amongst MW teams this season. UNM is led by Emma Najjuma, who has 71 rebounds.

EMERGENCE OF EMMA

Emma Najjuma has recorded double-digit rebounds in three games, with 10 against Chicago State, 11 against Cincinnati and a season-high 16 against Arizona. Prior to those three games, the redshirt-sophomore's season high was six against North Carolina A&T.

Of her 71 rebounds, 31 are offensive and 40 defensive, and has recorded six offensive rebounds in two games. Najjuma is seventh in the MW in rebounds per game (5.9) and third in offensive rebounds per game (2.6).

She's led the Lobos in rebounds in four games (North Carolina A&T, Chicago State, Arizona and Boise State) and tied for the team high in one (Cincinnati).

Her 16 rebounds against Arizona are the most by a MW player this year.

Additionally, she leads the Lobos in blocks (11), fourth in the MW in blocks per game (0.9).

RELIABLE HOOKS

Destinee Hooks has scored in double figures in all 12 games and led the Lobos in scoring in four games, scoring 20 or more points in three. Hooks led the Lobos with a game-high 22 points at Colorado and followed that up with a game-high 20 points against North Carolina A&T. In the game against UT Martin, Hooks scored a game-high 15 points and scored a game- and season-high 24 points against Texas Tech. TTU was the ninth time scoring 20-plus points at UNM.

Hooks went off for 12 points in the second quarter against the Buffs, using a personal 7-0 run in the first 2:03 of the quarter to give UNM a 19-18 lead, and went 5-7 from the floor and 2-3 from three-point range. The Lobo guard continued to pace the Lobos with six points in the third quarter. In addition to leading the team in points, she also led with seven rebounds (four offensive).

Against North Carolina A&T, Hooks scored eight of her 20 points in the second quarter on an 8-0 personal run that included four layups. Hooks also recorded her second steal of the game that led to an Alyssa Hargrove three with four seconds left that gave UNM a 32-26 lead at the break to close a 7-0 UNM run in the final 1:20 (which started with her layup).

This season, Hooks is averaging a team-high 14.7 points per game, shooting 43.8% from the floor. She's also averaging 4.0 rebounds per game, 1.6 three-pointers per game, 1.3 assists per game and 1.0 steal per game.

Hooks is eighth in the conference in scoring and seventh in field goal percentage, tied for 10th in offensive rebounds per game (2.0), and is 13th in three-pointers per game.

WHAT A STEAL

The Lobos are averaging 11.3 steals per game behind seven games with double-digit steals: 19 against Chicago State, 18 against New Orleans, 16 against North Carolina A&T, 14 against Northern Arizona, 12 against Houston and Boise State and 10 against New Mexico State.

UNM was credited with 14 steals against Northern Arizona with six players recording at least one steal, three players with multiple steals and two players setting career highs in steals. Nayli Padilla finished with three steals and Joana Magalhães registered a career-high six steals. Magalhães' steals were the most by a MW player in the first two days of the season.

Against A&T, UNM recorded 11 steals in the first 20 minutes (six in the first quarter, five in the second), finishing with 16 in the game. Six players had at least one steal with five with multiple steals. Against Chicago State, Padilla was credited with a career-high four steals with six players recording multiple steals (Drew Jordon and Cacia Antonio with three each, Alyssa Hargrove, Tyler Jones and Magalhães with two each). Of UNM's 19 steals, nine came in the third quarter.

Against Houston, seven different players had at least one steal, led by three from Hargrove and two from Padilla and Laila Abdurraqib. The Lobos had five steals in the first quarter and four steals in the third quarter. In the conference opener against Boise State, UNM finished with 12 steals, led by three each from Magalhães and Padilla, with Hargrove and Antonio recording two each.

In the first three games, Magalhães was credited with six steals twice. The sophomore is averaging 2.1 steals per game and has recorded a steal in 11 games with five games with multiple steals. Her season high last season was four, which she did twice, and finished the season with 44 steals.

Hargrove had a career-best seven steals in the game against New

GAME 13: NEW MEXICO vs UNLV

Orleans with UNM creating 18 steals as a team. Her seven are tied for the most by a MW player this season. Jordan was credited with three and Abdurraqib and Jones each had two. UNM had 13 steals in the first two quarters with seven in the first quarter (Hargrove had three).

Additionally, Hargrove has recorded a steal in nine games with eight games with multiple steals and three games with three or more steals.

As a team, UNM is 50th in the NCAA in steals per game and is second in the MW in steals per game. Magalhães is fifth and Hargrove sixth in steals per game in the conference.

For comparison, UNM reached double-digit steals in 11 games last season, with the season high of 15, and averaged 7.9 steals per game.

PADILLA PRODUCTION

Nayli Padilla started the first three games of the season after starting one game last season and made the most of her increased minutes.

In the three games, the sophomore averaged 10.7 points per game with 4.7 rebounds per game, 1.7 steals per game and 2.0 assists per game in 33.8 minutes per game. For comparison, last season she averaged 3.7 points per game, 2.2 rebounds per game, 1.6 assists per game and 0.6 steals per game in 25 games.

Padilla scored nine points with five rebounds, four assists and three steals in the season opener. In the game against North Carolina A&T, she scored a then-career-high 15 points, the second-most points by a Lobo in the game, with a then-career-high three, three-pointers.

The Spaniard scored eight of her points in the fourth quarter, with a three-pointer that gave UNM a 58-57 lead and another three-pointer 37 seconds later to put UNM up by four. When the Aggies were within two at 64-62, Padilla drove to the basket and dished it off to Jessie Joaquim for the layup and added a free throw with five seconds left for the final point. She also added two steals, four rebounds, two assists and block in the win.

While she now comes off the bench, her production remained as she led the Lobos in scoring against New Orleans (with 17 points), at New Mexico State (14 points) and against Cincinnati (with a career-high 19 points behind a career-best seven made field goals and career-best five three-pointers). She added a season-high six rebounds and tallied three assists against the Aggies. Padilla went 4-5 from three-point range against NMSU and has made three or more three-pointers in five games. She also created a career-best four steals against Chicago State and has recorded at least a steal in eight games with six games with multiple steals.

The sophomore leads the Lobos in minutes at 28.1 per game, three-pointers (25), is tied for the lead in defensive rebounds (41) and is third in points per game (9.8).

Padilla is fifth in the MW in three-pointers per game (2.1).

FIRST IMPRESSIONS

Seven Lobos registered their first minutes at UNM in the season opener against Northern Arizona and made an impact with their minutes.

After sitting out last year due to injury, Clarissa Craig led the Lobos in scoring with 16 points, going 4-4 from the floor and 8-9 from the free-throw line, which included 4-4 in the fourth quarter. Her 16 points tied her career high as did her eight made free throws.

Freshman Laila Abdurraqib went 3-4 from behind the arc and added three assists, and fellow freshman Kaia Foster led the team with six rebounds. Emma Najjuma went 3-3 with three rebounds. Abdurraqib's three, three-pointers were tied for the most by a MW player in the first two days and her 75.0% shooting from three-point range the best in that span.

Newcomers accounted for 19 of UNM's 21 bench points.

At Colorado, Abdurraqib again led the Lobos off the bench with nine points and was the second leading scorer for the Lobos. The freshman was also second in rebounds with six rebounds, added a steal and accounted for half of UNM's bench points. Abdurraqib also led the Lobo bench with six points against Texas Tech, the fourth time this season leading the bench.

Newcomers have scored 266 points on the season (30.9% of the total points), led by Cacia Antonio at 90. On the boards, the newcomers have recorded 223 rebounds, 44.2% of the team total, with Emma Najjuma leading the team with 71 and Jessie Joaquim second at 58.

Abdurraqib is tied for 10th in the MW in made three-pointers per game (1.7) and scored a season-high 13 points at Arizona. Two UNM newcomers are among the top 20 in rebounds per game in the MW (Najjuma seventh at 5.9 and Jessie Joaquim 12th at 5.8).

SHARE THE WEALTH

In all nine of UNM's wins, the Lobos have had three or more players score in double figures. Five times (UT Martin, New Orleans, Chicago State, Houston and Boise State), the Lobos have had four players reach double digits.

Nine different Lobos have scored 10+ points in a game, led by Destinee Hooks with 12, followed by Cacia Antonio and Alyssa Hargrove with six and Nayli Padilla with five. Further, Joana Magalhães, Drew Jordon and Laila Abdurraqib have done so in two games and Clarissa Craig and Jessie Joaquim in one.

UNM has also had seven different leading scorers in a game with Hooks leading in four games, Padilla in three and Antonio, Hargrove, Joaquim Magalhães and Craig in one game each.

The Lobos are 6-0 when Hargrove reaches double figures, 5-1 when Antonio reaches double figures, 4-1 when Padilla does and 3-0 when they both reach double figures in the same game.

Further, of UNM's 314 made field goals, 163 were assisted (51.9%) with a season high of 21 against New Orleans.

Against NAU, 10 Lobos scored with three reaching double figures and 18 of the 28 made baskets were assisted.

In the game against New Orleans, UNM had 21 assists on 35 made field goals, and at New Mexico State, 10 different Lobos scored, assisting on 16 of the made field goals (55.2%). Ten Lobos again scored against UT Martin, with 15 of the made baskets assisted on (55.6%). At Arizona, 15 of the 26 made field goals were assisted on (57.7%) with nine Lobos scoring and six with eight or more points.

Hargrove leads the team with 37 assists (3.1 per game) and is tied for fourth in the conference in assists per game. As a team, UNM is third in assists per game (13.6).

HOW MUCH DO YOU BENCH?

On the season, the bench has scored 297 points, accounting for 34.4% of the points.

UNM got 21 points and 11 rebounds from the bench in the season opener and the bench scored 18 points at Colorado. Against New Orleans, UNM's bench accounted for 51 points (51.5%), with two players in double figures, 21 rebounds (51.2%), nine assists (42.9%) and nine steals (50.0%).

In the game at NMSU, the bench scored 36 of the 77 points (46.8%), with Nayli Padilla leading the team in scoring coming off the bench. The bench also accounted for 20 rebounds, six three-pointers and half of UNM's steals (five). Against UT Martin, the Lobo bench scored 25 points (32.5%), led by 11 from Abdurraqib, and registered 26 rebounds (46.4%) led by a game- and season-high 10 from Jessie Joaquim.

At the Florida Gulf Classic, the bench scored half of UNM's points against Chicago State, led by 16 from Drew Jordon and 11 from Padilla, and recorded 23 rebounds with Emma Najjuma leading the team with a game-high 10 rebounds. The bench was also credited with nine steals. In the second game against Cincinnati, UNM's bench accounted for 48.3% of the points, led by Padilla's game-high 19. Najjuma also added a game-high 11 rebounds.

Against Houston, Joaquim led the team in points (13) and rebounds (12) off of the bench, accounting for half of the bench points. The bench also had seven of UNM's 12 steals with two each from Padilla, Abdurraqib and Jordon.

Laila Abdurraqib has led the bench in scoring in five games, Padilla four times, Joaquim twice and Jordon once.

FIRST AWARD OF THE SEASON

Tyler Jones was selected the Old Trapper Mountain West Freshman of the Week as announced on Nov. 17.

Jones earned the honor after a season-high six points, season-high three rebounds and season- and game-high four assists at New Mexico State, in which she also registered two steals to tie her season high in UNM's win against the Aggies and played a season-high 22 minutes.

In addition, she scored four points, was credited with two steals, two rebounds and two assists in the win against New Orleans.

On the week, the Memphis, Tennessee native averaged 5.0 points per game, 2.5 rebounds per game, 2.0 steals per game and 3.0 assists per game in 20.5 minutes per game.

TWO FOR FRESHMEN

A season-high performance led to Laila Abdurraqib's first conference honor as the freshman was selected as the Mountain West Freshman of the Week on Dec. 8.

In UNM's win at Arizona, the Indiana native led the Lobos off the bench with a season-high 13 points, the fifth game this season doing so. Abdurraqib went 3-5 from behind the arc, tying her season high in three-pointers and the third time this season making three.

Not only was she efficient from three-point range, it was when her points came that was crucial. Her first three-pointer came in the second quarter to expand UNM's lead to 29-21 and later added two free throws in the quarter to build UNM's lead from four to six. She made her second three-pointer in the third quarter as part of a 5-0 Lobo run that turned a 48-46 lead into a 53-46 lead, and her third three-pointer with 7:08 remaining in the game to push the Lobo lead past a possession at 64-58. The point guard followed the three with a jumper 1:33 later to push it to an eight-point margin, finishing with five points in the fourth quarter.

PRESEASON PREDICTIONS

Destinee Hooks was selected to the Preseason All-Mountain West Team and the Lobos were picked to finish fifth in the Mountain West Preseason Poll.

UNM received two first-place votes and finished with 207 points, one of three teams to receive multiple first-place votes and one of six teams

to receive a first-place vote. UNLV was picked as the preseason favorite with 19 first-place votes and 281 points with San Diego State second with 240 points and received three first-place votes. Colorado State was picked third with 236 points and one first-place vote and Boise State narrowly edged out the Lobos for the fourth spot in the order of finish with 210 points and received one first-place vote.

The separation between fifth and sixth was 13 points with Wyoming projected to finish sixth with new conference opponent Grand Canyon picked seventh with one first-place vote and 177 points. Air Force (132 points), Fresno State (95 points), Nevada (92 points), Utah State (54 points) and San Jose State (44 points) rounded out the order of finish.

For Hooks, the Lobo was one of 10 players selected for the preseason team, and comes after she earned Mountain West Honorable Mention following her first season as a Lobo.

Against conference opponents in 2024-25, Hooks reached double figures in 15 games, averaging 14.2 points per game, with two games of 20 or more points, including 27 points against UNLV. In addition, Hooks led the Lobos in scoring in eight conference games and finished 11th in the conference in scoring and 10th in field goal percentage (.420). Defensively, Hooks recorded a steal in 10 games with multiple steals in six.

Of note, while the Lobos were picked fifth, in the last five years, UNM finished second three times, won the league once and tied for fourth last season. Only twice in Coach Bradbury's previous nine seasons has UNM finished lower than fifth.

NATIONALLY KNOWN

The Lobos are going national as their home game against Grand Canyon on Jan. 17 will be on FS1.

Being on national television is nothing new to the Lobos, as UNM was selected for two television games last season, at UNLV and against Colorado State, and at home against Air Force on New Year's Day in 2023.

MADE FOR TV

The Lobos will also have two nonconference games and four conference games broadcast on Altitude Sports.

UNM's game against Texas Tech on Nov. 23 and against Houston on Dec. 13 were broadcast on Altitude, the leading regional sports network in the Rockies. In addition, games against Nevada (Jan. 10), Utah State (Jan. 31), Colorado State (Feb. 14) and Air Force (Feb. 21) will also be aired on Altitude. The announcement continues a partnership between UNM and the network, which includes four Lobo football games and nine men's basketball games airing on the network.

Josh Suchon and Lobo women's basketball alum Nikki Lobato will serve as the broadcast team for Altitude.

BIG 12 SCHEDULE

There was a common theme among the nonconference schedule this season and that's the presence of the Big 12 Conference.

Of UNM's 11 nonconference games, five opponents were from the Big 12. Colorado was the first team the Lobos faced in their second game of the season, and hosted Texas Tech on Nov. 23. UNM has three consecutive Big 12 opponents in Cincinnati on a neutral court in Naples, Florida on Nov. 29, Arizona (in Tucson on Dec. 7) and at home against Houston to close the nonconference schedule on Dec. 13.

UNM picked up wins against Arizona and Houston to close nonconference and lost to Cincinnati by three.

RELYING ON THE RETURNERS

Heading into the season, the Lobos returned a core of six players, led by junior Destinee Hooks, senior Alyssa Hargrove and sophomore Joana Magalhães, with the trio starting in over 30 games last season.

Hooks is UNM's returning leading scorer, averaging 15.0 points per game, shooting 45.3% from the floor, and finished in double figures in 26 games with 20-plus points in six games, while starting in 31 games. Further, the Indiana native, who earned Mountain West Honorable Mention following her first year as a Lobo, recorded two double-doubles and finished third on the team in assists (58) and steals (28).

Hargrove started all 32 games in her first year as a Lobo, averaging 8.3 points per game, 3.7 rebounds per game, 2.2 steals per game and 0.9 blocks per game in 31.2 minutes per game. The Ohio native finished in double figures in 13 games and recorded her first double-double with 11 rebounds and 10 assists against Boise State, becoming the first Lobo to register an assist and rebound double-double since 2016. Strong on the defensive end, Hargrove recorded a steal in 28 games with 18 games with multiple steals and seven games with four or more steals, finishing second in the Mountain West in steals and steals per game and third in assists and assists per game.

In her freshman season, Magalhães started 30 games and played in all 32, earning a spot on the Mountain West All-Freshman Team. The guard averaged 7.1 points per game, 3.9 rebounds per game, 2.5 assists per game, 1.4 steals per game and scored in double figures in 11 games with a season-high 20 points at Colorado State. Further, she had five or more assists in four games with a season-high six against Morehead State and recorded a steal in 22 games with multiple steals in 14 games.

UNM also returns Clarissa Craig, who sat out all of last year due to injury,

and adds an inside presence for the Lobos after spending the previous three seasons at Cincinnati.

This season, Hooks leads the team in points (176), Hargrove leads in assists (37) and Magalhães leads in steals (25) with Hargrove second (24).

GLOBAL LOBOS

The Lobos bring an international flair to the roster with players representing three continents and six countries (Angola, Uganda, Portugal, Spain, Mozambique and the United States). Further, while from three different countries, four players speak Portuguese (Joana Magalhães, Cacia Antonio, Leonor Peixinho and Jessie Joaquim).

Antonio played for the Angola National Team, Peixinho played for Portugal over the summer and Emma Najuma played for the Uganda National Team.

STATEMENT WIN

A dominant second quarter by New Mexico in which the Lobos outscored New Mexico State 28-4 and held the Aggies scoreless for 7:18 in Sunday's contest led the way for a 77-45 Lobo road win.

The 45 points were the fewest points allowed by the Lobos in the series since allowing 44 in 2012, also in Las Cruces, and tied for the third-largest margin of victory in the series (32, also done in 2008 and 1979). However, it is the largest margin of victory by UNM in Las Cruces in the series.

Nayli Padilla led the Lobos for the second straight game with 14 points behind a career-high four three-pointers, and was one of three Lobos to reach double figures with Destinee Hooks and Cacia Antonio scoring 10 points each.

UNM finished with a season-high 10 three-pointers and shot a season-best 53.7% from the field and a season-best 45.5% from behind the arc.

The Lobos opened the second quarter on a 12-2 run that included an 8-0 run with three-pointers from Hargrove and Hooks to give the Lobos a 22-13 lead less than three minutes into the quarter. A Padilla three and layup by Antonio extended the run to 13-0 over a span of 3:45. UNM shot 68.8% in the quarter, holding NMSU to 12.5% shooting, making five three-pointers and shooting 71.4% from behind the arc.

The momentum continued in the third quarter as the Lobos stretched the lead to 36 at 57-21 at the 3:52 mark using a 14-0 run over a span of 2:45. Hooks started the run with a jumper, Antonio made a three-pointer, Hooks completed a three-point play, Abdurraqib made a three-pointer and Antonio closed the run with another three-pointer. The 36-point margin held through the end of the quarter with UNM outscoring the Aggies 23-10 and outshooting the Aggies 69.2% to 21.4%. Through the first three quarters, NMSU went 0-11 from three-point range with UNM making eight three-pointers on 15 attempts.

Between the second and third quarters, UNM outscored NMSU 51-14.

99 POINTS ON THE BOARD

The Lobos scored 99 points against New Orleans, shooting 52.2% in the game, including 68.6% in the first half.

Nayli Padilla led the Lobos in scoring with 17 points while coming off the bench, besting her career high from the last game against North Carolina A&T of 15 points, while tying her career high of three, three-pointers. Destinee Hooks finished with 16 points and Cacia Antonio and Drew Jordan each contributed 10 points.

As a whole, the bench accounted for 51 of UNM's total points and as a team, the Lobos tallied 21 assists on the 35 made field goals. At the line, the Lobos were an efficient 20-23, making their first eight free throws and behind the arc made nine three-pointers.

The 99 points are the most points scored by a MW team this season to date with the 35 made field goals tied for the second most.

CLOSE THE DOOR

The Lobos trailed 57-53 with 6:16 left in the fourth quarter against North Carolina A&T and went on a 10-0 run behind two free throws by Destinee Hooks, back-to-back three-pointers by Nayli Padilla and a layup by Alyssa Hargrove in 1:49.

When the Aggies pulled within two at 64-62 with 2:27 left, a layup by Jessie Joaquim off of a Padilla assist and a Joana Magalhães steal and layup immediately following kept the Lobos in front. Two free throws by Hargrove with 17 seconds left allowed UNM to build a seven-point lead at 70-63 and each team made one free throw with Padilla making the final free throw for the final score.

Padilla scored eight points in the fourth quarter, going 2-4 from three-point range and added two free throws. As a team, UNM outscored A&T 21-16.

In addition, the Lobos closed the season opener against Northern Arizona on a 10-1 run in the final 5:40 and held the Lumberjacks to five points in the fourth quarter to pull away for the 77-59 victory.

Against Boise State, UNM trailed 53-44 with 7:44 to go in the game and went on a 12-0 run while holding the Broncos scoreless for 3:10 to turn the deficit into a lead, which the Lobos held the remainder of the game.

LAST TIME IT HAPPENED (UNM)

As A Team

Scored 100 Points:	101 - at Utah State (1-21-25)
Scored 90 Points:	99 - vs. New Orleans (11-12-25)
Scored Fewer Than 50 Points:	40 - at Wyoming (2-26-25)
Scored Fewer Than 40 Points:	38 - at Colorado St. (1-3-15)
Won by 50 Points:	+56 (W, 111-55) - vs. Utah State (2-25-23)
Won by 40 Points:	+42 (W, 80-38) - vs. South Carolina State (11-20-24)
Won By 30 Points:	+32 (W, 77-45) - vs. UT Martin (11-20-25)
Lost By 30 Points:	-37 (L, 47-84) - at (RV) Arizona St. (12-14-19)
Lost By 40 Points:	-42 (L, 63-105) - at Oklahoma (12-16-17)
Shot 60% or Better:	61.2% - vs. Pacific (11-9-01)
Shot Less Than 30%:	22.7% (15-66) - vs. San Diego State (2-1-25)
Shot 60% 3FG or Better:	64.0% (16-25) - at Fresno State (2-28-23)
Shot Less Than 20% 3FG:	10.5% (2-19) - vs. Boise State (12-17-25)
Made 15 3-Pointers:	15 - at UNLV (2-8-25)
Shot 90% on FTs (10 or more):	91.7 (11-12) - vs. Texas Southern (11-6-23)
Shot Less Than 40% On FTs:	33.3% (4-12) - vs. Houston (12-13-25)
Had 50 Rebounds:	50 - vs. Houston (12-13-25)
Had 20 Offensive Rebounds:	20 - vs. UT Martin (11-20-25)
Had 25 Assists:	26 - at Utah State (1-21-25)
Had 20 Turnovers:	20 - vs. Arizona (12-7-25)
Had Less Than 10 Turnovers:	8 - vs. Air Force (3-4-25)
Had 10 Steals:	12 - vs. Boise State (12-17-25)
Had 10 Blocks:	10 - vs. Morehead State (11-7-24)
Had Two 20-Point Scorers:	at Utah State (1-21-25)
Had Three 20-Point Scorers:	vs. Grand Canyon (3-16-22)
Had 7 Double-Digit Scorers:	LaTascya Duff (27), Jaedyn De La Cerda (22) and Shaiquel McGruder (20) vs. Utah State (2-25-23)
Had 6 Double-Digit Scorers:	at Arkansas-Pine Bluff (12-17-20)
Had 5 Double-Digit Scorers:	vs. San José State (2-19-25)
Had No Double-Digit Scorers:	vs. (RV) Arizona St. (12-14-19)
Had Two 10+ Rebounders:	vs. Cincinnati (11-29-25)
Scored 50-60 Points In 1st Half:	Cacia Antonio (11) and Emma Najjuma (11) 54 - at Boise State (1-28-25)
Scored 50-60 Points In 2nd Half:	53 - at Utah State (1-21-25)
Scored 60+ Points in 1st Half:	65 - vs. New Orleans (11-12-25)
Scored 60+ Points in 2nd Half:	62 - vs. Utah State (2-25-23)
Scored 20 Or Fewer Points In 1st Half:	20 - at UNLV (2-8-25)
Scored 20 Or Fewer Points In 2nd Half:	20 - vs. San Diego State (3-10-25)
Scored Less Than 10 Points in a Quarter:	6 - vs. Houston (12-13-25)
Failed To Make a 3FG:	at (RV) Arizona St. (12-14-19)
Defeated a Ranked Team:	W, 69-66 vs. No. 25 UNLV (1-20-24)
Lost To a Ranked Team:	L, 67-56 at No. 20 Gonzaga (12-22-23)
Won an OT Game:	W, 88-83 vs. Boise State (2-13-25)
Lost an OT Game:	L, 83-77 vs Arizona State (11-20-22)
Won a 2OT Game:	W, 89-85 at Houston (11-24-18)
Lost a 2OT Game:	L, 69-65 vs. Fresno St. (1-2-16)

As An Individual

Had a Triple-Double:	Aisia Robertson (28 pts, 11 reb., 11 assists) at Houston (11-24-18)
Had a Double-Double (Pts/Reb):	Jessie Joaquim (13 pts, 12 reb.) vs. Houston (12-13-25)
Had a Double-Double (Pts/Asst):	Aniyah Augmon (15 pts & 10 assists) vs. Nevada (3-2-24)
Had a Double-Double (Reb/Asst):	Alyssa Hargrove (11 reb, 10 assists) vs. Boise State (2-13-25)
Scored 20+ Pts with 10+ Rebs:	Vianè Cumber (25 pts, 11 reb.) at Colorado State (1-18-25)
Scored 30 Points:	Nyah Wilson (33 pts) at Fresno State (3-5-24)
Scored 40 Points:	Cherise Beynon (41) at SDSU (1-20-18)
Scored 30 Points (MW Only):	Nyah Wilson (33 pts) at Fresno State (3-5-24)
Scored 40 points (MW Only):	Cherise Beynon (41) at San Diego St. (1-20-18)
Had 20+ Rebounds:	Charlotte Kohl (20) vs. Mississippi Valley State (12-4-23)
Had 15+ Rebounds:	Emma Najjuma (16) vs. Arizona (12-7-25)
Had 15+ Assists:	Aisia Robertson (16) vs. Oklahoma (11-28-18)
Had 5+ Steals:	Alyssa Hargrove (7) vs. New Orleans (11-12-25)
Had 5+ Blocks:	Amyhia Moreland (5) at Fresno State (3-1-25)

LAST TIME IT HAPPENED (OPP)

As A Team

Scored 100 Points:	105 - Oklahoma (12-16-17)
Scored 90 Points:	90 - UNLV (2-8-25)
Scored Less Than 50 Points:	41 - Houston (12-13-25)
Scored Less Than 40 Points:	38 - South Carolina State (11-20-24)
Shot 50% Or Better:	51.9% (28-54) - Texas Tech (11-23-25)
Shot Less Than 30%:	22.8% (13-57) - Houston (12-13-25)
Shot 50% 3FG Or Better:	54.5% (6-11) - North Carolina A&T (11-9-25)
Shot Less Than 20% 3FG:	18.8% (3-16) - Cincinnati (11-29-25)
Made 15 3-Pointers:	15 - San José St. (1-22-20)
Shot 90% On FTs (10 or more):	92.3% (12-13) - Boise State (1-28-25)
Shot Less Than 50% On FTs:	40.0% (6-15) - Wyoming (2-26-25)
Had 50 Rebounds:	53 - San Diego State (2-1-25)
Had 20 Offensive Rebounds:	24 - Houston (11-12-22)
Had 25 Assists:	28 - Boise State (2-13-25)
Had 20 Turnovers:	21 - Houston (12-13-25)
Had 30 Turnovers:	32 - Chicago State (11-28-25)
Had Less Than 10 Turnovers:	5 - Air Force (3-4-25)
Had 10 Steals:	11 - Arizona (12-7-25)
Had 10 Blocks:	11 - Boise State (2-21-24)
Had Two 20-Point Scorers:	Colorado State (11-18-25)
Had 6 Double-Digit Scorers:	San Diego State (3-6-23)
Had 5 Double-Digit Scorers:	Colorado (11-6-25)
Had No Double-Digit Scorers:	South Carolina State (11-20-24)
Had Two 10+ Rebounders:	UNLV (2-3-24)
Scored 50+ Points In 1st Half:	54 - San José St. (1-22-20)
Scored 50+ Points In 2nd Half:	51 - Colorado (11-6-25)
Scored 20 Or Less Points In 1st Half:	17 - Chicago State (11-28-25)
Scored 20 Or Less In 2nd Half:	20 - Houston (12-13-25)
Scored Less Than 10 Points in Quarter:	4 - Boise State (1st quarter, 12-17-25)
Failed To Make a 3FG:	0-1 by San Diego State (2-18-15)

As An Individual

Had a Double-Double (Pts/Reb):	Anaëlle Dutat (16 pts, 13 reb) Colorado (11-6-25)
Had a Double-Double (Pts/Asst):	Miah Monahan (16 pts, 10 asts.) Eastern Illinois (11-28-23)
Had a Double-Double (Pts/Steals):	Jasmyne Harris (28 pts & 10 steals) Houston (11-28-18)
Had 20+ Points & 10+ Rebounds:	Mia Jacobs (21 pts, 11 reb) Fresno State (3-1-25)
Scored 30 Points:	Molly Kaiser (30) - New Mexico State (12-8-24)
Scored 30 Points (MW Only):	Essence Booker (31) - UNLV (1-27-22)
Had 20+ Rebounds:	Kaylee Johnson (22) - No. 1 Stanford (11-24-14)
Had 15+ Rebounds:	Cali Clark (17) - San Diego State (2-1-25)
Had 10+ Assists:	Miah Monahan (10) - Eastern Illinois (11-28-23)
Had 5+ Steals:	Noelani Cornfield (5) - Arizona (12-7-25)
Had 5+ Blocks:	Gracie Johnson (5) - Utah State (1-10-24)

STATS

STAT COMPARISON

UNLV		UNM
63.6	Points Per Game	71.8
39.2	FG%	41.4
30.0	3FG%	30.7
72.8	FT%	64.0
5.8	Made 3-pt PG	8.3
38.6	Rebounds PG	42.1
13.8	Turnovers PG	18.3
11.6	Assists PG	13.6
3.7	Blocks PG	2.9
7.3	Steals PG	11.3
63.9	Scoring Defense	61.1
39.9	FG% Defense	37.2
33.9	3FG% Defense	27.1
+0.7	Rebound Margin	+6.4

UNM WHEN HOME/AWAY/NEUTRAL

STAT	HOME (7)	AWAY (3)	NEUTRAL (2)
PPG	73.4	69.3	70.0
Opp PPG	59.9	66.0	58.0
FG %	42.2	43.2	36.4
3FG%	27.6	36.1	32.8
3 FG MPG	7.1	10.0	9.5
FT%	63.8	68.4	59.4
Opp FG%	37.3	38.1	35.8
Opp 3FG%	31.4	20.0	19.4
RPG	42.1	41.0	43.5
Opp RPG	34.0	37.0	39.5
APG	14.4	13.0	11.5
SPG	12.4	7.3	13.0
TOV	17.0	21.3	18.5

SPECIALTY STAT COMPARISON

(UNM/Opp.)

Opp.	Paint	Off TO	2nd Chance	Fast Break	Bench
Northern Arizona	34/12	20/10	6/12	21/5	21/9
Colorado	24/50	7/27	12/17	2/24	18/38
North Carolina A&T	32/22	31/18	15/11	8/9	8/22
New Orleans	46/20	30/18	22/0	28/11	51/23
New Mexico State	38/24	18/11	8/12	8/5	36/11
UT Martin	30/26	20/12	21/2	20/3	25/11
Texas Tech	26/34	7/23	13/12	9/19	7/37
Chicago State	36/30	26/10	15/9	19/3	40/26
Cincinnati	26/26	14/22	11/18	3/6	29/8
Arizona	28/30	15/20	12/5	7/9	20/32
Houston	36/10	13/7	11/6	8/4	26/16
Boise State	50/32	19/11	10/14	17/4	16/12
UNLV					
Wyoming					
San José State					
Colorado State					
Nevada					
San Diego State					
Grand Canyon					
Air Force					
UNLV					
Utah State					
Wyoming					
Boise State					
San José State					
Colorado State					
Grand Canyon					
Air Force					
Utah State					
Nevada					
Fresno State					

UNM STARTING LINEUPS (GAME)

Game	G	G	G	G	C
Northern Arizona	Hooks	Hargrove	Padilla	Magalhães	Craig
Colorado	Hooks	Hargrove	Padilla	Magalhães	Craig
North Carolina A&T	Hooks	Hargrove	Padilla	Magalhães	Craig
New Orleans	Hooks	Hargrove	Antonio	Magalhães	Craig
New Mexico State	Hooks	Hargrove	Antonio	Magalhães	Craig
UT Martin	Hooks	Hargrove	Antonio	Magalhães	Craig
Texas Tech	Hooks	Hargrove	Antonio	Magalhães	Craig
Chicago State	Hooks	Hargrove	Antonio	Magalhães	Craig
Cincinnati	Hooks	Hargrove	Antonio	Magalhães	Craig
Arizona	Hooks	Hargrove	Antonio	Magalhães	Najjuma
Houston	Hooks	Hargrove	Antonio	Magalhães	Najjuma
Boise State	Hooks	Hargrove	Antonio	Magalhães	Najjuma
UNLV					
Wyoming					
San José State					
Colorado State					
Nevada					
San Diego State					
Grand Canyon					
Air Force					
UNLV					
Utah State					
Wyoming					
Boise State					
San José State					
Colorado State					
Grand Canyon					
Air Force					
Utah State					
Nevada					
Fresno State					

UNM STARTING LINEUPS (RECORD)

Hooks, Hargrove, Padilla, Magalhães, Craig..... 2-1
 Hooks, Hargrove, Antonio, Magalhães, Craig..... 4-2
 Hooks, Hargrove, Antonio, Magalhães, Najjuma 3-0

DOUBLE-DOUBLE TRACKER

Jessie Joaquim..... 13 pts, 12 reb Houston (12/13)

CAREER DOUBLE-DOUBLES

	2025-26	Career (DI)
Destinee Hooks		2
Alyssa Hargrove		1
Jessie Joaquim	1	1

20-POINT TRACKER

Destinee Hooks 22 pts Colorado (11/6)
 Destinee Hooks 20 pts N.C. A&T (11/9)
 Destinee Hooks 24 pts Texas Tech (11/24)

GAME 13: NEW MEXICO vs UNLV

Team (AP/Coaches)	CONFERENCE						OVERALL							
	W	L	Pct.	Home	Away	Neutral	W	L	Pct.	Home	Away	Neutral	Last 10	Strk
Colorado State	1	0	1.000	0-0	1-0	0-0	10	2	.833	5-1	4-0	1-1	8-2	W3
New Mexico	1	0	1.000	1-0	0-0	0-0	9	3	.750	6-1	2-1	1-1	8-2	W3
San Diego State	1	0	1.000	0-0	1-0	0-0	7	3	.700	4-1	2-0	1-2	7-3	W3
UNLV	1	0	1.000	0-0	1-0	0-0	6	5	.545	4-1	2-4	0-0	5-5	L3
Utah State	1	0	1.000	1-0	0-0	0-0	5	5	.500	4-1	1-4	0-0	5-5	W2
Wyoming	1	0	1.000	1-0	0-0	0-0	4	6	.400	4-1	0-5	0-0	4-6	W1
Boise State	0	1	.000	0-0	0-1	0-0	9	3	.750	7-0	0-3	2-0	7-3	L1
Air Force	0	1	.000	0-0	0-1	0-0	6	5	.545	3-0	2-5	1-0	5-5	L1
Fresno State	0	1	.000	0-1	0-0	0-0	6	6	.500	3-2	1-4	2-0	4-6	L1
Nevada	0	1	.000	0-1	0-0	0-0	4	7	.364	4-1	0-2	0-4	4-6	L5
Grand Canyon	0	1	.000	0-1	0-0	0-0	1	10	.091	1-4	0-4	0-2	1-9	L6
San José State	0	1	.000	0-0	0-0	0-0	1	10	.091	1-2	0-8	0-0	1-9	L2

MOUNTAIN WEST STATISTICS

TEAM	All	Conference
Off. Rebounds/Game	1st (13.4)	5th (14.0)
Rebounding Margin	1st (+6.4)	6th (+5.0)
Rebounding Offense	1st (42.1)	T-4th (40.0)
Def. Rebounds/Game	1st (28.7)	T-3rd (26.0)
3-Pointers/Game	2nd (8.3)	12th (2.0)
Scoring Offense	2nd (71.8)	2nd (70.0)
Steals/Game	2nd (11.3)	1st (12.0)
Scoring Margin	2nd (+10.8)	5th (+7.0)
FG% Defense	2nd (37.2)	4th (40.0)
Assists/Game	3rd (13.6)	T-10th (7.0)
3-Pt FG % Defense	3rd (27.1)	3rd (22.7)
FG %	3rd (41.4)	4th (42.2)
Blocks/Game	5th (2.9)	T-10th (1.0)
Assist/Turnover Ratio	6th (0.7)	12th (0.4)
3-Pt FG %	6th (30.7)	12th (10.5)
Scoring Defense	7th (61.1)	T-8th (63.0)
Rebounding Defense	7th (35.7)	T-5th (35.0)

INDIVIDUAL	All	Conference
Scoring		
Destinee Hooks	8th (14.7)	T-20th (11.0)
Cacia Antonio	T-18th (10.0)	T-20th (11.0)
Joana Magalhães	--	T-6th (16.0)
Alyssa Hargrove	--	T-16th (12.0)
Rebounding		
Emma Najjuma	7th (5.9)	T-8th (8.0)
Jessie Joaquim	12th (5.8)	T-16th (6.0)
Cacia Antonio	--	T-16th (6.0)
Offensive Rebounds		
Emma Najjuma	3rd (2.6)	T-8th (3.0)
Cacia Antonio	8th (2.2)	T-15th (2.0)
Destinee Hooks	T-10th (2.0)	T-15th (2.0)
Alyssa Hargrove	--	T-8th (3.0)
FG %		
Destinee Hooks	7th (43.8)	--
Cacia Antonio	--	9th (55.6)
Joana Magalhães	--	T-11th (50.0)
Assists		
Alyssa Hargrove	T-4th (3.1)	T-4th (5.0)
3-Point FG Made		
Nayli Padilla	5th (2.1)	--
Laila Abdurraqib	T-10th (1.7)	--
Destinee Hooks	13th (1.6)	--
Steals		
Joana Magalhães	5th (2.1)	T-1st (3.0)
Alyssa Hargrove	6th (2.0)	T-4th (2.0)
Nayli Padilla	--	T-1st (3.0)
Cacia Antonio	--	T-4th (2.0)
Blocks/Game		
Emma Najjuma	4th (0.9)	--
Cacia Antonio	--	T-8th (1.0)
Minutes Per Game		
Joana Magalhães	--	13th (33.2)

NCAA STATISTICS

TEAM	STAT	RANKING
3-Point Attempts/Game	26.8	29th
3-Pointers/Game	8.3	T-48th
Def. Rebounds/Game	28.7	44th
Rebounds/Game	42.1	43rd
Steals/Game	11.3	50th
Rebound Margin	6.4	71st
3-Point FG% Defense	27.1	72nd
FG% Defense	37.2	85th
Scoring Margin	10.8	93rd

PLAYER OF THE WEEK	FRESHMAN OF THE WEEK
	Tyler Jones: Nov. 17
	Laila Abdurraqib: Dec. 8

UNM'S RECORD WHEN...

	Overall	In MW
Overall	9-3	1-0
At home	6-1	1-0
On the road	2-1	
At neutral sites	1-1	
After a win	5-3	
After a loss	3-0	
In overtime		
vs. ranked opponents		
Games decided by 1-4 points	1-1	
Games decided by 5-9 points	2-0	1-0
Games decided by 10-19 points	1-0	
Games decided by 20+ points	5-2	
Leading after Q1	7-0	1-0
Trailing after Q1	1-3	
Tied after Q1	1-0	
Leading at half	9-0	1-0
Trailing at half	0-3	
Tied at half		
Leading after Q3	8-0	
Trailing after Q3	1-3	1-0
Tied after Q3		
Shooting 50% or better	3-0	
Shooting between 40-49.9%	4-0	1-0
Shooting less than 40%	2-3	
Opponent shoots 50% or better	0-1	
Opponent shoots b/w 40-49.9%	4-1	1-0
Opponent shoots b/w 30-39.9%	3-1	
Opponent shoots less than 30%	2-0	
UNM higher FG%	8-0	1-0
Opponent higher FG%	1-3	
FG% Tied		
UNM outrebounds	8-0	1-0
Opponent outrebounds	1-3	
Rebounds tied		
UNM more made free throws	4-0	1-0
Opponent more made free throws	4-3	
Made free throws tied	1-0	
UNM 3FG% higher	6-2	
Opponent 3FG% higher	3-1	1-0
3FG% tied		
UNM has more fouls	7-2	1-0
Opponent has more fouls	2-1	
Fouls are tied		
UNM more turnovers	3-3	
Opponent more turnovers	6-0	1-0
Turnovers tied		
Scoring less than 50 points		
Scoring 50-59 points	0-2	
Scoring 60-69 points	1-1	
Scoring 70-79 points	6-0	1-0
Scoring 80-89 points	1-0	
Scoring 90-99 points	1-0	
Scoring 100+ points		
Allowing 40 points or less		
Allowing 41-49 points	3-0	
Allowing 50-59 points	2-0	
Allowing 60-69 points	4-1	1-0
Allowing 70-79 points		
Allowing 80-89 points	0-2	
Allowing 90+ points		
In November	6-3	
In December	3-0	1-0
In January		
In February		
In March		

SERIES HISTORY

UNLV (28-44)

H: 16-14 A: 11-29 N: 1-1

1/20/75	L	71-64	A	2/7/09	L	57-51	A
2/18/77	L	72-53	A	1/9/10	W	63-54	A
2/19/77	L	93-54	A	2/10//10	L	65-59	H
12/2/77	L	94-74	A	1/22/11	L	59-51	H
12/3/77	L	96-78	A	2/23/11	W	68-60	A
1/12/79	L	91-81	A	1/21/12	L	64-50	H
2/14/79	L	77-69	H	2/18/12	L	65-60	A
12/13/79	W	83-72	H	3/7/12	W	61-58	A
2/17/80	L	70-55	H	1/9/13	L	68-57	A
2/6/81	L	75-69	A	2/9/13	L	58-57	H
12/12/81	W	81-71	H	3/14/13	W	72-59	A
1/5/84	L	79-39	A	1/15/14	L	78-56	A
1/17/98	W	77-60	A	2/19/14	W	65-58	H
2/15/98	W	89-69	H	1/21/15	W	63-60	H
1/22/00	L	55-51	H	2/21/15	L	79-73	A
2/19/00	L	65-50	A	1/13/16	W	67-53	H
3/8/00	L	52-50	A	2/3/16	L	57-48	A
1/18/01	W	79-51	H	1/11/17	L	56-42	A
2/17/01	L	75-70	A	2/1/17	L	61-52	H
1/6/02	L	62-53	H	1/17/18	L	66-68	H
1/26/02	L	72-60	A	2/24/18	L	62-74	A
2/1/03	W	65-60	H	1/9/19	L	57-66	A
2/27/03	L	68-45	A	1/23/19	W	80-77 (OT)	H
1/31/04	W	70-66	H	1/18/20	L	51-68	H
2/24/04	W	59-54	A	2/15/20	W	80-64	A
1/27/05	L	63-60	A	1/15/21	L	78-60	A
2/26/05	W	68-65	H	1/17/21	W	81-73	A
3/11/05	W	70-67	N	1/3/22	W	71-68	H
1/28/06	W	60-47	H	1/27/22	L	85-79	A
3/2/06	L	65-63	A	1/14/23	L	79-63	A
3/8/06	L	57-45	N	2/2/23	L	93-75	H
1/27/07	W	77-56	H	1/20/24	W	69-66	A
3/1/07	L	70-59	A	2/3/24	L	62-56	H
3/7/07	W	80-52	A	1/12/25	L	88-73	H
2/2/08	W	94-64	H	2/8/25	L	90-65	A
3/4/08	W	68-65	A				
1/7/09	W	75-49	H				

STARTER/ BENCH COMPARISON | LEADS (UNM/OPP.)

Opp.	Points	S/B	%	TIME LED	BIGGEST LEAD
Northern Arizona	77	56/21	72.7/27.3	38:42/0:29	19/2
Colorado	59	41/18	69.5/30.5	8:03/30:42	5/25
North Carolina A&T	71	63/8	88.7/11.3	26:42/8:21	13/4
New Orleans	99	48/51	48.5/51.5	39:26/0:00	44/0
New Mexico State	77	41/36	53.2/46.8	32:54/4:04	43/3
UT Martin	77	52/25	67.5/32.5	39:25/ 0:00	33/0
Texas Tech	57	50/7	87.7/12.3	1:26/36:49	2/26
Chicago State	80	40/40	50.0/50.0	38:02/0:59	32/2
Cincinnati	60	31/29	51.7/48.3	1:12/36:43	1/11
Arizona	72	52/20	72.2/27.8	34:40/3:20	11/3
Houston	63	37/26	58.7/41.3	38:00/0:10	24/1
Boise State	70	54/16	77.1/22.9	27:29/7:36	14/6
UNLV					
Wyoming					
San José State					
Colorado State					
Nevada					
San Diego State					
Grand Canyon					
Air Force					
UNLV					
Utah State					
Wyoming					
Boise State					
San José State					
Colorado State					
Grand Canyon					
Air Force					
Utah State					
Nevada					
Fresno State					



Destinee Hooks
G | 5-9 | JR.
Indianapolis, Ind.



Alyssa Hargrove
G | 5-9 | GR.
Dayton, Ohio



Kaia Foster
G | 6-2 | FR.
Pasco, Wash.



Cacia Antonio
G | 5-11 | JR.
Luanda, Angola



Nayli Padilla
G | 5-11 | SO.
Santa Cruz de Tenerife,
Spain



Joana Magalhães
G | 5-5 | SO.
Lisbon, Portugal



Leonor Peixinho
F | 6-1 | FR.
Lagoa, Portugal



Drew Jordon
G | 5-11 | JR.
Washington, DC



Tyler Jones
G | 5-9 | FR.
Memphis, Tenn.



Emma Najjuma
F | 6-4 | RS-SO.
Mukono Seeta, Uganda



Jessie Joaquim
F | 6-2 | JR.
Maputo, Mozambique




Clarissa Craig
F/C | 6-3 | RS-SR.
Cincinnati, Ohio



Laila Abdurraqib
PG | 5-6 | FR.
Fishers, Ind.



Mike Bradbury
Head Coach



Keith Freeman
Assoc. Head Coach



Nike McClure
Assistant Coach



Mackenzie Head
Assistant Coach



Carmyn Harrison
Graduate Assistant



Hanna Hudson
Director of Operations



Isaiah Fernandez
Director of Player Development



Lexi Smith
Associate Athletic Trainer



Emily Meinert
Assistant Director of
Athletic Performance



DESTINEE HOOKS
INDIANAPOLIS, IND.



JOANA MAGALHÃES
LISBON, PORTUGAL



JESSIE JOAQUIM
MAPUTO, MOZAMBIQUE



ALYSSA HARGROVE
DAYTON, OHIO



LEONOR PEIXINHO
LAGOA, PORTUGAL



CLARISSA CRAIG
CINCINNATI, OHIO



KAIA FOSTER
PASCO, WASH.



DREW JORDON
WASHINGTON, DC



LAILA ABDURRAQIB
FISHERS, IND.



CACIA ANTONIO
LUANDA, ANGOLA




TYLER JONES
MEMPHIS, TENN.



NAYLI PADILLA
SANTA CRUZ DE TENERIFE, SPAIN



EMMA NAJJUMA
MUKONO SEETA, UGANDA



LOBO WOMEN'S BASKETBALL

AROUND THE WORLD



GAME 13: NEW MEXICO vs UNLV

NUMERICAL

#	Name	Pos	Ht	Yr	Hometown (Previous School)
3	Destinee Hooks	G	5-9	Jr.	Indianapolis, Ind. (Vincennes)
4	Alyssa Hargrove	G	5-8	Gr.	Dayton, Ohio (Austin Peay State)
5	Kaia Foster	G	6-2	Fr.	Pasco, Wash. (Chiawana HS)
10	Cacia Antonio	G	5-11	Jr.	Luanda, Angola (New Mexico Junior College)
11	Nayli Padilla	G	5-9	So.	Santa Cruz de Tenerife, Spain (IES Tarahales)
13	Joana Magalhães	G	5-5	So.	Lisbon, Portugal (Quinta Do Marquês)
14	Leonor Peixinho	F	6-1	Fr.	Lagoa, Portugal (Escola Secundária Dom Pedro V)
15	Drew Jordon	G	5-11	Jr.	Washington, DC (Wagner)
20	Tyler Jones	G	5-9	Fr.	Memphis, Tenn. (Hutchison School)
23	Emma Najjuma	F	6-4	RS-So.	Mukono Seeta, Uganda (New Mexico JC)
24	Jessie Joaquim	F	6-2	Jr.	Maputo, Mozambique (Cochise College)
40	Clarissa Craig	F/C	6-3	RS-Sr.	Cincinnati, Ohio (Cincinnati)
44	Laila Abdurraqib	PG	5-6	Fr.	Fishers, Ind. (Lawrence Central HS)

ALPHABETICAL

#	Name	Pos	Ht	Yr	Hometown (Previous School)
44	Laila Abdurraqib	PG	5-6	Fr.	Fishers, Ind. (Lawrence Central HS)
10	Cacia Antonio	G	5-11	Jr.	Luanda, Angola (New Mexico Junior College)
40	Clarissa Craig	F/C	6-3	RS-Sr.	Cincinnati, Ohio (Cincinnati)
5	Kaia Foster	G	6-2	Fr.	Pasco, Wash. (Chiawana HS)
4	Alyssa Hargrove	G	5-8	Gr.	Dayton, Ohio (Austin Peay State)
3	Destinee Hooks	G	5-9	Jr.	Indianapolis, Ind. (Vincennes)
24	Jessie Joaquim	F	6-2	Jr.	Maputo, Mozambique (Cochise College)
20	Tyler Jones	G	5-9	Fr.	Memphis, Tenn. (Hutchison School)
15	Drew Jordon	G	5-11	Jr.	Washington, DC (Wagner)
13	Joana Magalhães	G	5-5	So.	Lisbon, Portugal (Quinta Do Marquês)
23	Maria Najjuma	F	6-4	RS-So.	Mukono Seeta, Uganda (New Mexico Junior College)
11	Nayli Padilla	G	5-9	So.	Santa Cruz de Tenerife, Spain (IES Tarahales)
14	Leonor Peixinho	F	6-0	Fr.	Lagoa, Portugal (Escola Secundária Dom Pedro V)

STAFF

Mike Bradbury	Head Coach
Keith Freeman	Associate Head Coach
Nike McClure	Assistant Coach
Mackenzie Head	Assistant Coach
Carmyn Harrison	Graduate Assistant
Hanna Hudson	Director of Operations
Isaiah Fernandez	Director of Player Development
Lexi Smith	Associate Athletic Trainer
Emily Meinert	Assistant Director of Athletic Performance

by eligibility

Graduate Student (1)	
4 Alyssa Hargrove	G
Senior (1)	
40 Clarissa Craig (RS)	F/C
Juniors (4)	
3 Destinee Hooks	G
10 Cacia Antonio	G
15 Drew Jordon	G
24 Jessie Joaquim	F
Sophomores (3)	
11 Nayli Padilla	G
13 Joana Magalhães	G
23 Emma Najjuma (RS)	F

Freshmen (4)

5 Kaia Foster	G
14 Leonor Peixinho	F
20 Tyler Jones	G
44 Laila Abdurraqib	PG

home state

Indiana (2)	
3 Destinee Hooks	G
44 Laila Abdurraqib	PG
Ohio (2)	
4 Alyssa Hargrove	G
40 Clarissa Craig	F/C

Tennessee (1)	
20 Tyler Jones	G

Washington (1)	
5 Kaia Foster	G

Washington DC (1)	
15 Drew Jordon	G

international

10 Cacia Antonio (Angola)
11 Nayli Padilla (Spain)
13 Joana Magalhães (Portugal)
14 Leonor Peixinho (Portugal)
23 Maria Najjuma (Uganda)
24 Jessie Joaquim (Mozambique)

KAIA Foster	Ki-ya
CACIA Antonio	KA-see-YA
NAYLI PADILLA	Nye-LEE PA-dee-ya
Joana MAGALHAES	Ma-ga-LANE-SHH
Leonor PEIXINHO	Pie-SHEEN-yo
Emma NAJJUMA	Nye-JEW-Ma
Jessie JOAQUIM	JOY-key-m
Laila ABDURRAQIB	Ab-DORA-KEY-b



MIKE BRADBURY

RECORD AT UNM: 189-106 (10TH SEASON)

CAREER RECORD: 367-223 (19TH SEASON)

NOTEWORTHY:

- Named the sixth head coach in program history on March 31, 2016
- 26 wins in 2021-22 tied for most wins in program history
- Led UNM to 25 wins in 2017-18; tied for second-most wins in program history
- Led UNM to 20+ wins in five seasons, and .500 or better in seven
- Earned his 100th win at UNM on Nov. 30, 2021; only the second coach in program history to reach 100. Earned his 300th career win on Nov. 22, 2022 against Western N.M.

Mike Bradbury enters his ninth season as head coach for The University of New Mexico women's basketball team. In his previous eight seasons at the helm, Bradbury has guided the Lobos to a 162-89 (.645) and 89-51 (.636) in conference and became just the second coach in UNM history to win 100 games with a win over Grambling on Nov. 30, 2021.

Five times in his tenure (2017-18, 2018-19, 2021-22, 2022-23, 2023-24) the Lobos eclipsed the 20-win mark, with the Lobos tying the program record for most wins in a single season with 26 in 2021-22. Further, the 25 wins in 2017-18 were tied for the second-most wins in program history. The consecutive 20-plus win seasons under Bradbury in 2017-18 and 2018-19 were the first for the program since the 2007-08 – 2008-09 seasons.

Further, the last time the Lobos finished with 20-plus wins in three consecutive seasons was 2006-07, 2007-08 and 2008-09.

Of note, there are only three Mountain West teams that have won 20 games in each of the last three years (UNM, UNLV and CSU), and in the last four years, only two MW teams that have won 10 or more conference games all four years (UNM and UNLV).

The Lobos have sustained success under Bradbury as historically, UNM has finished either first or second in the conference in scoring offense in six of the last seven years (four times first). In Bradbury's time at UNM, the Lobos have finished with 15 or made three-pointers 11 times and hold the top-five spots in three-pointers per game in program history.

During the most recent season, the Lobos were among the most consistent defensive teams in the country, ranking 14th in defensive rebounds per game and 10th in the fewest fouls per game. On an individual level, the Lobos garnered several awards with five Mountain West Player of the Week selections, the most since the 2018-19 season, as well as earning MW Newcomer of the Year (Nyiah Wilson), MW Defensive Player of the Year (Aniyah Augmon), two All-Mountain West Team selections in Augmon and Wilson, an All-Defensive Team selection for Augmon and a MW Coach of the Year selection for Bradbury.

Wilson became the seventh Lobo to earn Newcomer of the Year and the fourth under Bradbury, with the last one back in 2018-19. Augmon became only the second Lobo to win Defensive Player of the Year, joining Porche Torrance who won in 2011-12. The

selection marked the first Coach of the Year award for Bradbury and the third for a New Mexico coach.

In his time at UNM, Bradbury has coached 19 All-Mountain West performers, six on the All-Defensive Team and three on the All-Newcomer/Freshman Team.

In terms of major individual awards, Bradbury coached the league's Newcomer of the Year each of his first three seasons in charge of the Lobos with Richelle van der Keijl earning the award in 2016-17, Tesha Buck in 2017-18 and Aisia Robertson in 2018-19. Additionally, Bradbury has coached the MW Player of the Year in Jaisa Nunn (2018-19) and the Freshman of the Year in Jayla Everett (2018-19) as well as Sixth Person of the Year in LaTascya Duff (2020-21).

Further, a Lobo has been named Mountain West Player of the Week 20 times during his tenure, with four named Freshman of the Week.

In the 2022-23 season, UNM finished 15th in the NCAA in made three-pointers per game at 8.5 per game, with 12 games with double-digit three-pointers. Of the 12 games, UNM made 18 (against South Carolina State) and three games with 16 (twice against Utah State and at Fresno State).

During the 2021-22 season, the program established several program records. UNM set the program record in made three-pointers (346), a program-best 171 made three-pointers in conference season, as well as a program-record 596 assists on the season and 292 in conference games. In addition, the Lobos made a program-high 523 field goals in conference and scored the most points in conference in program history with 1,413 points. On Jan. 6 at Utah State, the Lobos set the program record and the MW record in made three-pointers in a game with 21, and three games later made 19 three-pointers for the second most in a game in program history. The Lobos also went on a nine-game win streak, the second longest in program history.

New Mexico ranked in the top 10 in the NCAA in made three-pointers (third), made three-pointers per game (fifth, 9.6 per game) and in assists (10th). In total, UNM ranked in the top 30 in nine categories, including scoring offense (14th, 76.7 points per game), assists per game (16th, 16.6 per game), assist/turnover ratio (18th, 1.21), field-goal percentage (19th, 45.1 percent), blocked shots (25th, 147) and three-point field-goal percentage (30th, 35.1 percent).



GAME 13: NEW MEXICO vs UNLV

UNM added six postseason Mountain West honors with a conference-high three all-conference players in Antonia Anderson, Shaiquel McGruder and Jaedyn De La Cerda, an honorable mention in LaTora Duff, an all-defensive player in McGruder and an all-freshman in Paula Reus. The Lobos have had 12 conference selections in the last two seasons.

Further, five Lobos finished the 2021-22 season averaging double figures in points per game.

In the 2020-21 season, Bradbury led the Lobos to a Mountain West regular season championship, the first outright in program history and the first regular season title since the 2004-05 season. In addition, the Lobos were selected for the WNIT for the third time in four years.

The Lobos produced one of the most prolific offenses not only in the conference, but in the country, finishing among the top 25 in several categories. Among them, UNM finished fourth in the NCAA in made three-pointers per game (10.2), sixth in assist-turnover ratio (1.40), ninth in scoring offense (81.2 points per game), 14th in fewest turnovers per game (12.0) and assists per game (16.8) and 22nd in scoring margin (12.7). The Lobos led the Mountain West in scoring offense, scoring margin, assists per game, turnover margin, assist-turnover ratio and made three-pointers as well as second in field-goal percentage and steals per game.

UNM set a program record in scoring with 120 points against Arkansas-Pine Bluff on Dec. 17, 2020 and in the process, made 17 three-pointers, falling just one short of tying the program record. Further, the Lobos registered 90-plus points in five games and 80-plus points in 11 of the 20 games on the season.

Four Lobos finished the 2020-21 season averaging double figures in points per game with six players finishing in double figures in scoring in two games (the only times it has been accomplished in program history), five players in five games and four in seven games.

As a result of UNM's successful season, five players were named to the All-Mountain West Team with LaTascya Duff also earning the superlative of Sixth Person of the Year. Duff was just the second Lobo to win the sixth person award. Making the all-conference team for the first time were Duff, Jaedyn De La Cerda and Antonia Anderson, as well as Shaiquel McGruder earning all-defensive and Ahlise Hurst earning the honorable mention distinction.

In his third year at the helm, Bradbury continued to put his mark on the program while also continuing to bring Lobo women's basketball back to national prominence. Overall, Bradbury's 2018-19 team went 24-7 and earned a bid to the WNIT for a second-straight season. It marked the first time since the 2008-09 – 2009-10 seasons that the program made consecutive trips to the postseason.

Prior to coming to Albuquerque, Bradbury built a successful nine year run as a Division-I head coach with stops at Morehead State (Morehead, Ky.) and Wright State (Dayton, Ohio). Most recently with the Raiders, Bradbury led his squad to five 20-win seasons, including each of his final three seasons. During that time, Wright State has amassed a 75-28 record, the best amongst the 13 Division I programs in the state of Ohio.

Overall at Wright State, Bradbury had five winning seasons, all of which were 20-plus win seasons, in six years – a feat made all the more remarkable as Wright State had just one winning season in the previous 22 before his arrival. In the previous 37 seasons of women's basketball at Wright State, the Raider program had tallied 20 wins just once before Bradbury led the team to 20 wins in five of his six seasons.

His most prominent three-year run at Wright State started in 2013-14, when the Raiders won a school-record 26 games on the way to a 26-9 season and the program's first-ever appearance in the NCAA Tournament. That season saw the Raiders finish second in the Horizon League and win its first Horizon League Tournament. It also featured the program's first road win at perennial league power Wisconsin-Green Bay. Kim Demmings was named the Horizon League Player of the Year and Tournament MVP, and it marked the first time in school history the program had a pair of first team All-Conference selections.

He followed up that by earning Horizon League Coach of the Year in 2014-15 after a 25-9 season that saw his squad lose its Horizon League Preseason Player of the Year less than two minutes into the season opener. The Raiders just missed a second straight NCAA Tournament appearance, falling in overtime in the conference championship game. The team did make its first appearance in the Women's NIT as the league's automatic qualifier, and in 2015-16, the team made it back-to-back WNIT appearances after a 24-11 season, earning the program's first at-large bid.

Those three seasons are the three winningest seasons in the history of Wright State women's basketball.

In his first two seasons at Wright State, he led the team to a 20-13 campaign and a 21-13 mark and berths in the Women's Basketball Invitational, the first NCAA Division I postseason berths for the program. Overall, Bradbury has coached three Horizon League Players of the Year (all in his last three seasons), six first-team All-Horizon League players, three second-team members and four All-Freshman team members.

Prior to his time at Wright State, Bradbury was the head coach at Morehead State where he led the Division I program to a 50-44 mark in three seasons, including a watershed 22-11 season, which was the second-most wins in Morehead State history and the most wins by the Eagles in the previous 38 years.

At Morehead State he coached one Ohio Valley Conference Player of the Year, along with one first-team All-OVC pick (two seasons) and three second-team All-OVC picks.

Bradbury also spent time as an assistant coach at Xavier (2002-06), Cincinnati (1996-02), VCU (1995-96), East Tennessee State (1994-95) and Chattanooga (1991-94). In his 30 seasons as an assistant and as a head coach, Bradbury's teams have finished below .500 only three times.

CAREER HEAD COACHING YEAR-BY-YEAR

2007-08	11-19 (9-11)	Morehead State
2008-09	17-14 (11-7)	Morehead State
2009-10	22-11 (14-4)	Morehead State
2010-11	20-13 (11-7)	Wright State
2011-12	21-13 (12-6)	Wright State
2012-13	12-18 (6-10)	Wright State
2013-14	26-9 (12-4)	Wright State
2014-15	25-9 (12-4)	Wright State
2015-16	24-11 (12-6)	Wright State
2016-17	15-15 (10-8)	New Mexico
2017-18	25-11 (10-8)	New Mexico
2018-19	24-7 (14-4)	New Mexico
2019-20	15-17 (6-12)	New Mexico
2020-21	15-5 (11-3)	New Mexico
2021-22	26-10 (14-4)	New Mexico
2022-23	21-13 (12-6)	New Mexico
2023-24	21-11 (12-6)	New Mexico
2024-25	18-14 (11-7)	New Mexico
2025-26	9-3 (1-0)	New Mexico
Total	367-223 (189-106, 101-58 at UNM)	

EDUCATION

UT-Chattanooga - B.S. Recreation (1993)

COACHING EXPERIENCE

1991-93	Student Assistant	Chattanooga
1993-94	Assistant Coach	Chattanooga
1994-95	Assistant Coach	East Tennessee
1995-96	Assistant Coach	VCU
1996-02	Assistant Coach	Cincinnati
2002-07	Assistant Coach	Xavier
2007-10	Head Coach	Morehead State
2010-16	Head Coach	Wright State
2016-pres.	Head Coach	New Mexico

HEAD COACHING RECORD

2007-10	Morehead State	50-44 (.532)
2010-16	Wright State	128-73 (.637)
2016-pres.	New Mexico	189-106 (.641)
19 years		367-223 (.622)

RANKED OPPONENTS

#16 Marquette	11/13/17	W, 88-87
#23 West Virginia	11/29/19	L, 73-60
#6 Arizona	12/12/21	L, 77-60
#14 Arizona	12/4/22	L, 77-60
#20 Gonzaga	12/22/23	L, 67-56
#25 UNLV	1/20/24	W, 69-66

ALL-TIME SERIES UNDER COACH BRADBURY AT UNM

OPPONENT	Series	H	A	N
Abilene Christian	1-1	1-1		
Air Force	13-2	6-1	6-1	1-0
Arizona	1-2	0-1		1-1
Arkansas-Pine Bluff	1-0		1-0	
Arizona State	0-2	0-1	0-1	
Auburn	0-1	0-1		
Ball State	0-1	0-1		
Boise State	7-10	6-2	1-7	0-1
California Baptist	0-1			0-1
Chicago State	1-0			1-0
Cincinnati	0-1			0-1
Colorado	0-1		0-1	
Colorado State	11-7	8-2	3-4	0-1
Denver	0-1	0-1		
Eastern Illinois	1-0	1-0		
Fairleigh Dickinson	1-0	1-0		
Fresno State	11-7	5-2	5-3	1-2
Georgia Tech	0-1			0-1
Gonzaga	0-2	0-1	0-1	
Grambling State	1-0	1-0		
Grand Canyon	1-0	1-0		
Hampton	1-0	1-0		
Hartford	1-0	1-0		
Houston	4-1	3-0	1-1	
Houston Baptist	1-0	1-0		
Illinois	1-0	1-0		
Lamar	2-0	2-0		
Louisiana-Monroe	1-0			1-0
Loyola Marymount	0-1	0-1		
Marquette	1-1	1-0	0-1	
Midwestern State	1-0		1-0	
Minnesota	0-1	0-1		
Mississippi State	0-1			0-1
Mississippi Valley State	1-0	1-0		
Missouri	1-0			1-0
Montana State	0-1			0-1
Morehead State	1-0	1-0		
Navy	1-0	1-0		
Nevada	12-4	6-1	6-2	0-1
New Mexico State	12-4	7-1	5-3	
New Orleans	1-0	1-0		
Nicholls	1-0		1-0	
North Carolina A&T	1-0	1-0		
Northern Arizona	4-1	3-1	1-0	
Northern New Mexico	4-0	4-0		
North Texas	1-0	1-0		
Oklahoma	1-1	1-0	0-1	
Old Dominion	1-0			1-0
Oregon State	0-1		0-1	
Pepperdine	2-0	1-0	1-0	
Prairie View A&M	1-0	1-0		
Providence	1-0	1-0		
Rice	1-0	1-0		
Sacramento State	2-0	2-0		
Saint Mary's	1-0	1-0		
Sam Houston State	1-0		1-0	
San Diego	1-0	1-0		
San Diego State	10-12	5-2	4-6	1-4
San Jose State	11-3	5-1	5-2	1-0
SMU	1-0	1-0		
South Carolina State	2-0	2-0		
Southern Utah	0-2	0-1	0-1	
St. Joseph's	0-1	0-1		
Stephen F. Austin	1-1	1-0		0-1
Tarleton State	1-0	1-0		
TCU	0-1	0-1		
Texas A&M-Commerce	2-0	1-0	1-0	
Texas State	1-0	1-0		
Texas Southern	1-0	1-0		
Texas Tech	1-4	1-1	0-2	0-1
Tulsa	0-1	0-1		
UC Irvine	2-0	2-0		
UC Riverside	1-0	1-0		
UNLV	5-13	2-6	3-7	
UT Martin	1-0	1-0		
Utah State	16-0	7-0	9-0	
UTEP	5-0	4-0	1-0	
Washington	0-1		0-1	
West Virginia	0-1			0-1
Western Michigan	1-0	1-0		
Western New Mexico	3-0	3-0		
Wichita State	1-0	1-0		
Wyoming	8-9	4-4	4-4	0-1
	189-106	120-37	61-51	8-18



DESTINEE HOOKS
G | 5-9 | JR | Indianapolis, Ind. (Vincennes)



PPG	FG %	3PT %	FT %	RPG	APG	SPG	BPG	MPG
14.7	43.8	32.2	70.7	4.0	1.3	1.0	0.3	23.6

- NOTEWORTHY**
- Led team in scoring 4x: at Colorado with game-high 22 points, against North Carolina A&T with 20 points, against UT Martin with 15 points and a game-and season-high 24 points against Texas Tech
 - Led the team in scoring in 14 games last season, tied for lead 2x; 20+ points in 6 games
 - 26 games in double figures last season
 - First double-double came against UC Irvine with career-high 10 rebounds and had team-high 17 points. Second came at NMSU with team-high 27 points and 10 rebounds.
 - Recorded at least 15 points and a steal in first 5 MW games last season. The only MW players to start a campaign with a longer streak in conference play are Utah's Morgan Warburton in 2008 (first 7 games) and Fresno State's KiKi Moore in 2013 (first 7 games).
 - Named to Preseason All-MW Team
 - MW Honorable Mention last season
 - Majoring in liberal arts and integrative studies

GAME-BY-GAME STATISTICS

Opponent	Date	GS	MIN	Total		3-Pointers		Free throws		Rebounds				PF				PTS	AVG
				FG-FGA	PCT	3FG-3FGA	PCT	FT-FTA	PCT	OFF	DEF	TOT	AVG	A	TO	BLK	STL		
Northern Ariz.	11/03/2025	*	21:30	4-10	.400	2-3	.667	2-4	.500	2	2	4	4.0	4	3	2	0	12	12.0
at Colorado	11/06/2025	*	30:07	8-20	.400	3-6	.500	3-6	.500	4	3	7	5.5	1	0	3	0	22	17.0
N.C. A&T	11/09/2025	*	32:05	7-15	.467	2-6	.333	4-7	.571	1	4	5	5.3	2	2	6	0	20	18.0
New Orleans	11/12/2025	*	19:15	6-12	.500	2-6	.333	2-2	1.000	2	2	4	5.0	3	2	3	1	16	17.5
at New Mexico St.	11/16/2025	*	24:04	4-9	.444	1-5	.200	1-1	1.000	0	2	2	4.4	1	1	3	1	10	16.0
UT Martin	11/20/2025	*	23:24	6-13	.462	1-5	.200	2-2	1.000	3	1	4	4.3	1	1	3	0	15	15.8
Texas Tech	11/23/2025	*	30:32	10-18	.556	3-8	.375	1-2	.500	3	2	5	4.4	3	2	2	1	24	17.0
vs Chicago St.	11/28/2025	*	19:40	4-7	.571	1-4	.250	5-5	1.000	2	3	5	4.5	1	3	3	0	14	16.6
vs Cincinnati	11/29/2025	*	23:31	3-14	.214	0-3	.000	4-5	.800	3	1	4	4.4	3	0	2	0	10	15.9
at Arizona	12/07/2025	*	19:56	3-7	.429	2-6	.333	2-2	1.000	1	3	4	4.4	4	2	2	0	10	15.3
Houston	12/13/2025	*	22:30	5-12	.417	2-6	.333	0-1	.000	1	1	2	4.2	4	0	1	0	12	15.0
Boise St.	12/17/2025	*	16:02	4-9	.444	0-1	.000	3-4	.750	2	0	2	4.0	4	0	5	0	11	14.7
Totals			12 282:37	64-146	.438	19-59	.322	29-41	.707	24	24	48	4.0	31	16	35	3	12 176	14.7

TOP PERFORMANCES

Points	Season	24, Texas Tech (11/23)
	MW	27, UNLV (1/12/25)
	Career	28, Texas Tech (11/12/24)
FGM	Season	10, Texas Tech (11/23)
	MW	9, 2x, last: UNLV (1/12/25)
	Career	11, Texas Tech (11/12/24)
FGA	Season	20, Colorado (11/6)
	MW	20, UNLV (1/12/25)
	Career	22, Gonzaga (11/24/24)
3PT FGM	Season	3, 2x, last: TTU (11/23)
	MW	3, 3x, last: UNLV (2/8/25)
	Career	3, 6x, last: TTU (11/23)
3PT FGA	Season	8, Texas Tech (11/23)
	MW	9, Boise St. (1/28/25)
	Career	9, Boise St. (1/28/25)
FTM	Season	5, Chicago St. (11/28)
	MW	7, UNLV (1/12/25)
	Career	7, 2x, last: UNLV (1/12/25)
FTA	Season	7, NC A&T (11/9)
	MW	8, UNLV (1/12/25)
	Career	10, NMSU (12/8/24)
Reb.	Season	7, Colorado (11/6)
	MW	8, Air Force (12/29/24)
	Career	10, 2x, last: (NMSU 12/8/24)
Asts.	Season	3, 2x, last: CSU (11/28)
	MW	4, 2x, last: Utah St. (1/21/25)
	Career	4, 2x, last: Utah St. (1/21/25)
Blocks	Season	1, 3x, last: TTU (11/23)
	MW	1, 4x, last: Boise St. (2/13/25)
	Career	2, Morehead St. (11/7/24)
Steals	Season	3, NC A&T (11/9)
	MW	2, 6x, last: Air Force (3/4/25)
	Career	4, North Texas (12/1/24)
TO	Season	1, Houston (12/13)
	MW	0, Boise St. (1/28/25)
	Career	0, 2x, last: Boise St. (1/28/25)
Min.	Season	32, NC A&T (11/9)
	MW	37, Boise St. (2/13/25)
	Career	37, Boise St. (2/13/25)

PRODUCTION TRACKER

2025-26 Career	
Double-Double	2
Scored 10+ pts	12 38
Scored 20+ pts	3 9
10+ reb	2
3+ 3-pt	2 6

CAREER STATISTICS

				Field Goals		3-Point		F-Throws		Rebounds										Scoring	
SEASON	TEAM	GP-GS	MIN/AVG	FG-FGA	FG%	3FG-3FGA	3FG%	FT-FTA	FT%	OFF	DEF	TOT	AVG	PF-FO	A	TO	BLK	STL	PTS	AVG	
2024-25	UNM	32-31	906/28.3	187-413	.453	43-132	.326	63-105	.600	30	98	128	4.0	58-0	58	97	9	28	480	15.0	
2025-26	UNM	12-12	283/23.6	64-146	.438	19-59	.322	29-41	.707	24	24	48	4.0	31-0	16	35	3	12	176	14.7	
TOTAL		44-43	1188/27.0	251-559	.449	62-191	.325	92-146	.630	54	122	176	4.0	89-0	74	132	12	40	656	14.9	

4

ALYSSA HARGROVE

G | 5-8 | GR | Dayton, Ohio (Austin Peay State University)



PPG	FG %	3PT %	FT %	RPG	APG	SPG	BPG	MPG
8.5	38.9	31.4	80.0	3.6	3.1	2.0	0.3	24.4

NOTEWORTHY

- Led team in scoring at Arizona with season-high 16 points and career-high 4 3-pointers
- Steal in 9 games this season, 8 games with multiple, 3 games with 3 or more. Career-high 7 steals vs. New Orleans
- Had at least 1 steal in 28 games, multiple steals in 18, 3 or more steals in 13 games last season
- Led team in steals and assists last season
- First Lobo since 2016 to record a rebound/assist double-double with 10 assists & 11 rebounds vs. Boise State on Feb. 13, 2025
- Spent a season at Austin Peay State after playing 2 seasons at Stetson
- Credited with a steal in 18 games with consecutive games with 5 steals and multiple steals in 8 games at APSU
- Scored an average of 10.6 points per game, 2.3 assists per game and 2.6 rebounds per game as a sophomore at Stetson
- Majoring in communications

GAME-BY-GAME STATISTICS

				Total		3-Pointers		Free throws		Rebounds											
Opponent	Date	GS	MIN	FG-FGA	PCT	3FG-3FGA	PCT	FT-FTA	PCT	OFF	DEF	TOT	AVG	PF	A	TO	BLK	STL	PTS	AVG	
Northern Ariz.	11/03/2025	*	31:35	4-7	.571	2-4	.500	1-2	.500	1	4	5	5.0	2	5	3	1	2	11	11.0	
at Colorado	11/06/2025	*	27:03	0-4	.000	0-2	.000	0-0	.000	0	4	4	4.5	2	3	4	0	1	0	5.5	
N.C. A&T	11/09/2025	*	31:15	5-14	.357	2-7	.286	2-2	1.000	2	2	4	4.3	4	3	2	1	2	14	8.3	
New Orleans	11/12/2025	*	23:14	1-5	.200	1-3	.333	2-2	1.000	1	4	5	4.5	0	4	4	0	7	5	7.5	
at New Mexico St.	11/16/2025	*	13:29	3-5	.600	1-1	1.000	2-2	1.000	1	1	2	4.0	2	0	2	0	3	9	7.8	
UT Martin	11/20/2025	*	21:53	4-6	.667	3-5	.600	0-0	.000	0	5	5	4.2	0	4	1	1	0	11	8.3	
Texas Tech	11/23/2025	*	21:37	1-9	.111	1-6	.167	0-0	.000	1	2	3	4.0	2	3	2	0	2	3	7.6	
vs Chicago St.	11/28/2025	*	14:02	1-5	.200	0-3	.000	0-0	.000	0	2	2	3.8	2	1	3	0	2	2	6.9	
vs Cincinnati	11/29/2025	*	26:28	3-9	.333	1-4	.250	1-1	1.000	0	3	3	3.7	1	2	1	0	0	8	7.0	
at Arizona	12/07/2025	*	33:01	6-12	.500	4-9	.444	0-0	.000	0	4	4	3.7	5	4	3	0	0	16	7.9	
Houston	12/13/2025	*	20:51	5-8	.625	1-2	.500	0-0	.000	0	1	1	3.5	2	3	3	1	3	11	8.2	
Boise St.	12/17/2025	*	28:36	4-11	.364	0-5	.000	4-6	.667	3	2	5	3.6	2	5	2	0	2	12	8.5	
Totals		12	293:06	37-95	.389	16-51	.314	12-15	.800	9	34	43	3.6	24	37	30	4	24	102	8.5	

TOP PERFORMANCES

Points	Season	16, Arizona (12/7)
	MW	20, Utah St. (1/21/25)
	Career	25, Furman (11/19/22)
FGM	Season	6, Arizona (12/7)
	MW	8, Utah St. (1/21/25)
	Career	10, 2x, last: Furman (11/19/22)
FGA	Season	14, NC A&T (11/9)
	MW	14, San Diego St. (3/10/25)
	Career	16, Furman (11/19/22)
3PT FGM	Season	4, Arizona (12/7)
	MW	3, 2x, last: UNLV (2/8/25)
	Career	4, Arizona (12/7)
3PT FGA	Season	9, Arizona (12/7)
	MW	7, Air Force (3/4/25)
	Career	9, Arizona (12/7)
FTM	Season	4, Boise State (12/17)
	MW	5, UNLV (1/12/25)
	Career	6, La. Tech (11/25/22)
FTA	Season	6, Boise State (12/17)
	MW	7, UNLV (1/12/25)
	Career	9, La. Tech (11/25/22)
Reb.	Season	5, 4x, last: Boise St. (12/17)
	MW	11, Boise St. (2/13/25)
	Career	11, Boise St. (2/13/25)
Asts.	Season	5, 2x, last: Boise St. (12/17)
	MW	10, Boise St. (2/13/25)
	Career	10, Boise St. (2/13/25)
Blocks	Season	1, 4x, last: Houston (12/13)
	MW	3, 2x, last: SJSU (2/19/25)
	Career	3, 3x, last: SJSU (2/19/25)
Steals	Season	7, New Orleans (11/12)
	MW	5, UNLV (2/8/25)
	Career	7, New Orleans (11/12/25)
TO	Season	1, 2x, last: UC (11/29)
	MW	0, Colorado St. (1/18/25)
	Career	0, 5x, last: CSU (1/18/25)
Min.	Season	33, Arizona (12/7)
	MW	39, Boise St. (2/13/25)
	Career	39, Boise St. (2/13/25)

PRODUCTION TRACKER

2025-26 Career

Double-Double	1
Scored 10+ pts	6
Scored 20+ pts	3
10+ reb	1
3+ 3-pt	2
	7

CAREER STATISTICS

				Field Goals		3-Point		F-Throws		Rebounds												Scoring	
SEASON	TEAM	GP-GS	MIN/AVG	FG-FGA	FG%	3FG-3FGA	3FG%	FT-FTA	FT%	OFF	DEF	TOT	AVG	PF-FO	A	TO	BLK	STL	PTS	AVG			
2021-22	Stet	31-15	850/27.4	89-221	.403	18-78	.231	52-69	.754	21	98	119	3.8	65-1	47	66	10	44	248	8.0			
2022-23	Stet	9-6	229/25.4	35-82	.427	9-31	.290	16-26	.615	7	16	23	2.6	25-1	21	26	2	10	95	10.6			
2023-24	APSU	32-0	638/19.9	46-115	.400	15-46	.326	29-42	.690	11	62	73	2.3	80-2	35	60	11	32	136	4.3			
2024-25	UNM	32-32	999/31.2	97-256	.379	36-94	.383	34-48	.708	13	104	117	3.7	82-2	140	95	29	69	264	8.3			
2025-26	UNM	12-12	293/24.4	37-95	.389	16-51	.314	12-15	.800	9	34	43	3.6	24-1	37	30	4	24	102	8.5			
TOTAL FOR UNM		44-44	1293/29.4	134-351	.382	52-145	.359	46-63	.730	22	138	160	3.6	106-3	177	125	33	93	366	8.3			
TOTAL		116-65	3010/25.9	304-769	.395	94-300	.313	143-200	.715	61	314	375	3.2	276-7	280	277	56	179	845	7.3			

5

KAIA FOSTER
 G | 6-2 | FR | Pasco, Wash. (Chiawana HS)



PPG	FG %	3PT %	FT %	RPG	APG	SPG	BPG	MPG
1.7	23.5	15.4	--	1.8	0.3	0.2	0.2	8.9

NOTEWORTHY

- Led team in rebounds against NAU in season opener
- Earned Second Team All-Conference in basketball
- Two-sport athlete, also playing volleyball; earned First Team All-Conference in volleyball
- Averaged 13 points per game and 10 rebounds per game in her high school career.
- Majoring in business administration

GAME-BY-GAME STATISTICS

Opponent	Date	GS	MIN	Total		3-Pointers		Free throws		Rebounds										
				FG-FGA	PCT	3FG-3FGA	PCT	FT-FTA	PCT	OFF	DEF	TOT	AVG	PF	A	TO	BLK	STL	PTS	AVG
Northern Ariz.	11/03/2025		09:17	1-3	.333	0-2	.000	0-0	.000	1	5	6	6.0	1	1	1	0	0	2	2.0
at Colorado	11/06/2025		18:27	1-5	.200	1-3	.333	0-0	.000	0	0	0	3.0	0	1	0	1	1	3	2.5
UT Martin	11/20/2025		04:47	0-2	.000	0-2	.000	0-0	.000	1	0	1	2.3	1	0	0	0	0	0	1.7
at Arizona	12/07/2025		06:10	1-3	.333	0-2	.000	0-0	.000	0	3	3	2.5	0	0	0	0	0	2	1.8
Houston	12/13/2025		10:56	1-3	.333	1-3	.333	0-0	.000	0	1	1	2.2	0	0	1	0	0	3	2.0
Boise St.	12/17/2025		03:37	0-1	.000	0-1	.000	0-0	.000	0	0	0	1.8	0	0	0	0	0	0	1.7
Totals		0	53:14	4-17	.235	2-13	.154	0-0	.000	2	9	11	1.8	2	2	2	1	1	10	1.7

TOP PERFORMANCES

Points	Season	3, 2x, last: Houston (12/13)
	MW	
	Career	3, 2x, last: Houston (12/13)
FGM	Season	1, 4x, last: Houston (12/13)
	MW	
	Career	1, 4x, last: Houston (12/13)
FGA	Season	5, Colorado (11/6)
	MW	1, Boise State (12/17)
	Career	5, Colorado (11/6)
3PT FGM	Season	1, 2x, last: Houston (12/13)
	MW	
	Career	1, 2x, last: Houston (12/13)
3PT FGA	Season	3, 2x, last: Houston (12/13)
	MW	1, Boise State (12/17)
	Career	3, 2x, last: Houston (12/13)
FTM	Season	
	MW	
	Career	
FTA	Season	
	MW	
	Career	
Reb.	Season	6, NAU (11/3)
	MW	
	Career	6, Colorado (11/6)
Asts.	Season	1, 2x, last: Colorado (11/6)
	MW	
	Career	1, 2x, last: Colorado (11/6)
Blocks	Season	1, Colorado (11/6)
	MW	
	Career	1, Colorado (11/6)
Steals	Season	1, Colorado (11/6)
	MW	
	Career	1, Colorado (11/6)
TO	Season	0, 4x, last: Boise St. (12/17)
	MW	
	Career	0, 4x, last: Boise St. (12/17)
Min.	Season	18, Colorado (11/6)
	MW	3, Boise State (12/17)
	Career	18, Colorado (11/6)

PRODUCTION TRACKER

2025-26 Career

- Double-Double
- Scored 10+ pts
- Scored 20+ pts
- 10+ reb
- 3+ 3-pt

CAREER STATISTICS

				Field Goals		3-Point		F-Throws		Rebounds										Scoring	
SEASON	TEAM	GP-GS	MIN/AVG	FG-FGA	FG%	3FG-3FGA	3FG%	FT-FTA	FT%	OFF	DEF	TOT	AVG	PF-FO	A	TO	BLK	STL	PTS	AVG	
2025-26	UNM	6-0	53/8.9	4-17	.235	2-13	.154	0-0	.000	2	9	11	1.8	2-0	2	2	1	1	10	1.7	
TOTAL		6-0	53/8.9	4-17	.235	2-13	.154	0-0	.000	2	9	11	1.8	2-0	2	2	1	1	10	1.7	



CACIA ANTONIO

G | 5-11 | JR | Luanda, Angola (New Mexico Junior College)



PPG	FG %	3PT %	FT %	RPG	APG	SPG	BPG	MPG
10.0	40.5	37.5	61.9	5.0	1.4	1.2	0.4	24.5

- NOTEWORTHY**
- Scored double figures in 6 games, led team in scoring against Chicago State
 - Named the WBCA Player of the Year, a NJCAA Second Team All-American, All-Region V, and to the Region V All-Tournament and WJCAC All-Conference teams her sophomore season
 - Earned NJCAA Honorable Mention All-American, Newcomer of the Year, All-Region V, WJCAC All-Conference, WBCA Honorable Mention All-American her freshman season
 - Played with the Angola National Team
 - Majoring in liberal arts

GAME-BY-GAME STATISTICS

Opponent	Date	GS	MIN	Total		3-Pointers		Free throws		Rebounds										
				FG-FGA	PCT	3FG-3FGA	PCT	FT-FTA	PCT	OFF	DEF	TOT	AVG	PF	A	TO	BLK	STL	PTS	AVG
New Orleans	11/12/2025	*	19:37	5-8	.625	0-1	.000	0-1	.000	1	2	3	3.0	1	3	3	0	0	10	10.0
at New Mexico St.	11/16/2025	*	23:13	4-8	.500	2-4	.500	0-0	.000	1	6	7	5.0	0	3	1	1	0	10	10.0
UT Martin	11/20/2025	*	23:07	4-8	.500	1-3	.333	2-2	1.000	3	2	5	5.0	2	1	5	0	1	11	10.3
Texas Tech	11/23/2025	*	31:49	4-12	.333	1-3	.333	1-2	.500	2	1	3	4.5	1	1	3	0	0	10	10.3
vs Chicago St.	11/28/2025	*	22:25	6-9	.667	4-5	.800	1-2	.500	2	2	4	4.4	1	0	1	0	3	17	11.6
vs Cincinnati	11/29/2025	*	29:37	3-13	.231	0-3	.000	2-4	.500	7	4	11	5.5	1	1	3	0	1	8	11.0
at Arizona	12/07/2025	*	25:19	2-9	.222	0-2	.000	5-6	.833	1	2	3	5.1	3	2	4	0	3	9	10.7
Houston	12/13/2025	*	21:39	1-8	.125	1-2	.500	1-2	.500	1	2	3	4.9	0	2	1	2	1	4	9.9
Boise St.	12/17/2025	*	23:55	5-9	.556	0-1	.000	1-2	.500	2	4	6	5.0	4	0	1	1	2	11	10.0
Totals		9	220:41	34-84	.405	9-24	.375	13-21	.619	20	25	45	5.0	13	13	22	4	11	90	10.0

TOP PERFORMANCES (AT UNM)

Points	Season	17, Chicago State (11/28)
	MW	11, Boise State (12/17)
	Career	17, Chicago State (11/28)
FGM	Season	6, Chicago State (11/28)
	MW	5, Boise State (12/17)
	Career	6, Chicago State (11/28)
FGA	Season	13, Cincinnati (11/29)
	MW	9, Boise State (12/17)
	Career	13, Cincinnati (11/29)
3PT FGM	Season	4, Chicago State (11/28)
	MW	
	Career	4, Chicago State (11/28)
3PT FGA	Season	5, Chicago State (11/28)
	MW	1, Boise State (12/17)
	Career	5, Chicago State (11/28)
FTM	Season	5, Arizona (12/7)
	MW	1, Boise State (12/17)
	Career	5, Arizona (12/7)
FTA	Season	6, Arizona (12/7)
	MW	2, Boise State (12/17)
	Career	6, Arizona (12/7)
Reb.	Season	11, Cincinnati (11/29)
	MW	6, Boise State (12/17)
	Career	11, Cincinnati (11/29)
Asts.	Season	3, 2x, last: NMSU (11/16)
	MW	
	Career	3, 2x, last: NMSU (11/16)
Blocks	Season	2, Houston (12/13)
	MW	1, Boise State (12/17)
	Career	2, Houston (12/13)
Steals	Season	3, 2x, last: Arizona (12/7)
	MW	2, Boise State (12/17)
	Career	3, 2x, last: Arizona (12/7)
TO	Season	1, 4x, last: Boise St. (12/17)
	MW	1, Boise State (12/17)
	Career	1, 4x, last: Boise St. (12/17)
Min.	Season	31, Texas Tech (11/23)
	MW	23, Boise State (12/17)
	Career	31, Texas Tech (11/23)

PRODUCTION TRACKER

2025-26 Career (DI)

Double-Double		
Scored 10+ pts	6	6
Scored 20+ pts		
10+ reb	1	1
3+ 3-pt	1	1

CAREER STATISTICS

				Field Goals		3-Point		F-Throws		Rebounds									Scoring	
SEASON	TEAM	GP-GS	MIN/AVG	FG-FGA	FG%	3FG-3FGA	3FG%	FT-FTA	FT%	OFF	DEF	TOT	AVG	PF-FO	A	TO	BLK	STL	PTS	AVG
2025-26	UNM	9-9	221/24.5	34-84	.405	9-24	.375	13-21	.619	20	25	45	5.0	13-0	13	22	4	11	90	10.0
TOTAL		9-9	221/24.5	34-84	.405	9-24	.375	13-21	.619	20	25	45	5.0	13-0	13	22	4	11	90	10.0



NAYLI PADILLA

G | 5-9 | SO | Santa Cruz de Tenerife, Spain (IES Tarahales)



PPG	FG %	3PT %	FT %	RPG	APG	SPG	BPG	MPG
9.8	38.7	35.7	62.5	3.8	1.8	1.5	0.2	28.1

NOTEWORTHY

- Led the Lobos in scoring against New Orleans, New Mexico State & Cincinnati
- Career-high 19 points to lead team against Cincinnati
- Career-high 5 3-pointers against Cincinnati
- Scored 17 points against New Orleans with 3, 3-pointers
- Scored 15 points and 3, 3-pointers against North Carolina A&T. Scored 8 points in 4th quarter w/ back-to-back 3-pointers to give UNM the lead
- 3 steals in season opener against NAU, made 2nd career start
- 8 games with a steal, 6 games with multiple steals
- Played for Tenerife Central, CB Santa Cruz, Spar Gran Canaria in Spain
- Majoring in business administration

GAME-BY-GAME STATISTICS

Opponent	Date	GS	MIN	Total		3-Pointers		Free throws		Rebounds										
				FG-FGA	PCT	3FG-3FGA	PCT	FT-FTA	PCT	OFF	DEF	TOT	AVG	PF	A	TO	BLK	STL	PTS	AVG
Northern Ariz.	11/03/2025	*	36:21	3-9	.333	1-6	.167	2-4	.500	2	3	5	5.0	2	4	2	1	3	9	9.0
at Colorado	11/06/2025	*	30:43	3-9	.333	2-5	.400	0-0	.000	0	5	5	5.0	2	0	2	0	0	8	8.5
N.C. A&T	11/09/2025	*	34:13	5-11	.455	3-6	.500	2-4	.500	1	3	4	4.7	2	2	0	1	2	15	10.7
New Orleans	11/12/2025		23:12	6-8	.750	3-5	.600	2-2	1.000	0	2	2	4.0	0	0	3	0	1	17	12.3
at New Mexico St.	11/16/2025		24:41	5-7	.714	4-5	.800	0-0	.000	0	6	6	4.4	0	3	2	0	0	14	12.6
UT Martin	11/20/2025		22:20	2-10	.200	1-7	.143	1-2	.500	0	1	1	3.8	0	2	1	0	1	6	11.5
Texas Tech	11/23/2025		30:03	0-4	.000	0-3	.000	1-2	.500	0	5	5	4.0	2	2	5	0	2	1	10.0
vs Chicago St.	11/28/2025		22:42	4-11	.364	3-10	.300	0-0	.000	2	4	6	4.3	1	0	4	0	4	11	10.1
vs Cincinnati	11/29/2025		32:55	7-12	.583	5-7	.714	0-0	.000	0	5	5	4.3	1	2	1	0	0	19	11.1
at Arizona	12/07/2025		25:22	1-6	.167	1-5	.200	0-0	.000	0	1	1	4.0	0	1	2	0	0	3	10.3
Houston	12/13/2025		23:23	2-9	.222	1-5	.200	0-0	.000	0	2	2	3.8	1	4	3	0	2	5	9.8
Boise St.	12/17/2025		30:57	3-10	.300	1-6	.167	2-2	1.000	0	4	4	3.8	0	1	1	0	3	9	9.8
Totals		3	336:53	41-106	.387	25-70	.357	10-16	.625	5	41	46	3.8	11	21	26	2	18	117	9.8

TOP PERFORMANCES

Points	Season	19, Cincinnati (11/29)
	MW	13, SJSU (2/19/25)
	Career	19, Cincinnati (11/29/25)
FGM	Season	7, Cincinnati (11/29)
	MW	4, 3x, last: SJSU (2/19/25)
	Career	7, Cincinnati (11/29/25)
FGA	Season	12, Cincinnati (11/29)
	MW	11, SDSU (2/1/25)
	Career	12, Cincinnati (11/29/25)
3PT FGM	Season	5, Cincinnati (11/29)
	MW	2, 2x, last: Utah St. (2/22/25)
	Career	5, Cincinnati (11/29)
3PT FGA	Season	10, Chicago State (11/28)
	MW	6, Boise State (12/17/25)
	Career	10, Chicago St. (11/28/25)
FTM	Season	2, 4x, last: Boise St. (12/17)
	MW	7, 3x, last: UNLV (2/8/25)
	Career	4, 2x, last: SJSU (2/19/25)
FTA	Season	4, 2x, last: NC A&T (11/9)
	MW	5, SJSU (2/19/25)
	Career	5, SJSU (2/19/25)
Reb.	Season	6, 2x, last: CSU (11/28)
	MW	7, 3x, last: UNLV (2/8/25)
	Career	7, 3x, last: UNLV (2/8/25)
Asts.	Season	4, 2x, last: Houston (12/13)
	MW	5, UNLV (2/8/25)
	Career	5, UNLV (2/8/25)
Blocks	Season	1, 2x, last: NC A&T (11/9)
	MW	1, 6x, last: SDSU (3/10/25)
	Career	1,10x, last: NCA&T (11/9/25)
Steals	Season	4, Chicago State (11/28)
	MW	3, Boise State (12/17/25)
	Career	4, Chicago St. (11/28/25)
TO	Season	0, NC A&T (11/9)
	MW	0, 5x, last: Utah St. (2/22/25)
	Career	0, 11x, last: NC A&T (11/9/25)
Min.	Season	36, NAU (11/3)
	MW	30, Boise State (12/17/25)
	Career	37, NAU (11/3/25)

PRODUCTION TRACKER

2025-26 Career

Double-Double		
Scored 10+ pts	5	8
Scored 20+ pts		
10+ reb		
3+ 3-pt	5	5

CAREER STATISTICS

				Field Goals		3-Point		F-Throws		Rebounds										Scoring	
SEASON	TEAM	GP-GS	MIN	AVG	FG-FGA	FG%	3FG-3FGA	3FG%	FT-FTA	FT%	OFF	DEF	TOT	AVG	PF-FO	A	TO	BLK	STL	PTS	AVG
2024-25	UNM	25-1	325	13.0	29-93	.312	14-45	.311	21-26	.808	9	47	56	2.2	21-0	39	24	8	14	93	3.7
2025-26	UNM	12-3	337	28.1	41-106	.387	25-70	.357	10-16	.625	5	41	46	3.8	11-0	21	26	2	18	117	9.8
TOTAL		37-4	662	17.9	70-199	.352	39-115	.339	31-42	.738	14	88	102	2.8	32-0	60	50	10	32	210	5.7

13

JOANA MAGALHÃES

G | 5-5 | SO | Lisbon, Portugal (Quinta Do Marquês)



PPG	FG %	3PT %	FT %	RPG	APG	SPG	BPG	MPG
7.5	38.9	11.1	54.5	2.1	1.6	2.1	0.1	23.0

NOTEWORTHY

- Led team in scoring against Boise State with season-high 16 points
- Career-high 6 steals in season opener against NAU and had 6 more against NC A&T. 6 steals 2x in first 3 games of the season
- At least 1 steal in 11 games, multiple steals in 5 games
- Selected to MW All-Freshman Team
- At least 1 steal in 22 games, multiple steals in 14 last season
- Averaged 9.8 ppg, 1.4 spg, 2.6 apg, 5.2 rpg, shooting 41.2% in 27.6 mpg in MW games; scored in double figures in 10 MW games.
- Played for CRC Quinta Dos Lombos and won the national championship in 2023-24. Also won a championship while at Quinta Do Marquês in 2021-22.
- Majoring in business administration

GAME-BY-GAME STATISTICS

Opponent	Date	GS	MIN	Total		3-Pointers		Free throws		Rebounds											
				FG-FGA	PCT	3FG-3FGA	PCT	FT-FTA	PCT	OFF	DEF	TOT	AVG	PF	A	TO	BLK	STL	PTS	AVG	
Northern Ariz.	11/03/2025	*	26:59	4-7	.571	0-1	.000	0-2	.000	0	4	4	4.0	2	2	3	0	6	8	8.0	
at Colorado	11/06/2025	*	17:12	2-5	.400	0-2	.000	0-0	.000	0	2	2	3.0	3	0	5	0	0	4	6.0	
N.C. A&T	11/09/2025	*	30:14	3-9	.333	0-2	.000	2-4	.500	1	2	3	3.0	3	3	1	0	6	8	6.7	
New Orleans	11/12/2025	*	19:10	3-6	.500	1-3	.333	1-2	.500	0	1	1	2.5	1	3	2	0	1	8	7.0	
at New Mexico St.	11/16/2025	*	14:50	1-5	.200	0-2	.000	2-4	.500	0	0	0	2.0	4	2	4	0	1	4	6.4	
UT Martin	11/20/2025	*	21:12	3-8	.375	1-6	.167	0-0	.000	0	2	2	2.0	1	1	1	0	2	7	6.5	
Texas Tech	11/23/2025	*	19:41	2-7	.286	0-4	.000	3-4	.750	1	0	1	1.9	3	1	1	0	1	7	6.6	
vs Chicago St.	11/28/2025	*	23:52	2-8	.250	0-2	.000	0-0	.000	0	3	3	2.0	1	1	2	0	2	4	6.3	
vs Cincinnati	11/29/2025	*	16:24	2-7	.286	1-2	.500	0-0	.000	0	0	0	1.8	4	1	1	0	1	5	6.1	
at Arizona	12/07/2025	*	29:57	4-10	.400	1-7	.143	0-1	.000	0	4	4	2.0	2	4	6	0	1	9	6.4	
Houston	12/13/2025	*	22:52	4-9	.444	0-3	.000	2-3	.667	0	3	3	2.1	3	1	1	1	1	10	6.7	
Boise St.	12/17/2025	*	33:12	7-14	.500	0-2	.000	2-2	1.000	0	2	2	2.1	3	0	1	0	3	16	7.5	
Totals		12	275:35	37-95	.389	4-36	.111	12-22	.545	2	23	25	2.1	30	19	28	1	25	90	7.5	

TOP PERFORMANCES

Points	Season	16, Boise State (12/17)
	MW	20, Colorado St. (1/18/25)
	Career	20, Colorado St. (1/18/25)
FGM	Season	7, Boise State (12/17)
	MW	7, 2x, last: Boise St. (12/17/25)
	Career	7, 2x, last: Boise St. (12/17/25)
FGA	Season	14, Boise State (12/17)
	MW	14, 2x, last: Boise St. (12/17/25)
	Career	14, 2x, last: Boise St. (12/17/25)
3PT FGM	Season	1, 4x, last: Arizona (12/7)
	MW	3, Colorado St. (1/18/25)
	Career	3, Colorado St. (1/18/25)
3PT FGA	Season	7, Arizona (12/7)
	MW	7, Colorado St. (1/18/25)
	Career	7, 2x, last: Arizona (12/7)
FTM	Season	3, Texas Tech (11/23)
	MW	6, 3x, last: Utah St. (2/22/25)
	Career	6, 3x, last: Utah St. (2/22/25)
FTA	Season	4, 3x, last: TTU (11/23)
	MW	8, Nevada (1/1/25)
	Career	8, Nevada (1/1/25)
Reb.	Season	4, 2x, last: Arizona (12/7)
	MW	9, 2x, last: Air Force (3/4/25)
	Career	9, 2x, last: Air Force (3/4/25)
Asts.	Season	4, Arizona (12/7)
	MW	5, Boise St. (1/28/25)
	Career	6, Morehead St. (11/7/24)
Blocks	Season	1, Houston (12/13)
	MW	1, 4x, last: Air Force (3/4/25)
	Career	1, 6x, last: Houston (12/13/25)
Steals	Season	6, 2x, last: NC A&T (11/9)
	MW	4, 2x, last: SDSU (3/10/25)
	Career	6, 2x, last: NCA&T (11/9/25)
TO	Season	1, 6x, last: Boise St. (12/17)
	MW	1, 6x, last: Boise St. (12/17/25)
	Career	0, 2x, last: NMSU (12/6/24)
Min.	Season	33, Boise State (12/17)
	MW	34, 2x, last: Air Force (3/4/24)
	Career	34, 2x, last: Air Force (3/4/24)

PRODUCTION TRACKER

2025-26 Career

Double-Double		
Scored 10+ pts	2	12
Scored 20+ pts		1
10+ reb		
3+ 3-pt		1

CAREER STATISTICS

				Field Goals		3-Point		F-Throws		Rebounds										Scoring	
SEASON	TEAM	GP-GS	MIN/AVG	FG-FGA	FG%	3FG-3FGA	3FG%	FT-FTA	FT%	OFF	DEF	TOT	AVG	PF-FO	A	TO	BLK	STL	PTS	AVG	
2024-25	UNM	32-30	749/23.4	82-198	.414	19-69	.275	44-66	.667	11	113	124	3.9	72-2	79	81	6	44	227	7.1	
2025-26	UNM	12-12	276/23.0	37-95	.389	4-36	.111	12-22	.545	2	23	25	2.1	30-0	19	28	1	25	90	7.5	
TOTAL		44-42	1024/23.3	119-293	.406	23-105	.219	56-88	.636	13	136	149	3.4	102-2	98	109	7	69	317	7.2	

14



LEONOR PEIXINHO

F | 6-1 | FR | Lagoa, Portugal (Escola Secundária Dom Pedro V)

PPG	FG %	3PT %	FT %	RPG	APG	SPG	BPG	MPG
0.6	0.0	0.0	66.7	0.9	0.1	0.0	0.0	3.2

NOTEWORTHY

- Spent the past two seasons playing with SL Benfica in Portugal
- Played with the U19 and U20 Portugal National Team over the summer
- Also played with the Portugal Youth National Team
- Majoring in business administration

GAME-BY-GAME STATISTICS

Opponent	Date	GS	MIN	Total		3-Pointers		Free throws		Rebounds				PF				PTS	AVG
				FG-FGA	PCT	3FG-3FGA	PCT	FT-FTA	PCT	OFF	DEF	TOT	AVG	A	TO	BLK	STL		
Northern Ariz.	11/03/2025		00:48	0-0	.000	0-0	.000	0-0	.000	0	0	0	0.0	0	0	0	0	0	0.0
at Colorado	11/06/2025		02:51	0-0	.000	0-0	.000	2-2	1.000	0	0	0	0.0	0	0	0	0	2	1.0
New Orleans	11/12/2025		04:29	0-1	.000	0-0	.000	0-0	.000	1	0	1	0.3	0	1	0	0	0	0.7
at New Mexico St.	11/16/2025		02:53	0-1	.000	0-1	.000	0-0	.000	0	0	0	0.3	0	0	0	0	0	0.5
UT Martin	11/20/2025		04:47	0-0	.000	0-0	.000	1-2	.500	2	1	3	0.8	0	0	0	0	1	0.6
vs Chicago St.	11/28/2025		05:57	0-1	.000	0-0	.000	1-2	.500	1	0	1	0.8	0	0	0	0	1	0.7
Houston	12/13/2025		00:56	0-0	.000	0-0	.000	0-0	.000	0	1	1	0.9	0	0	0	0	0	0.6
Totals		0	22:41	0-3	.000	0-1	.000	4-6	.667	4	2	6	0.9	0	1	0	0	4	0.6

TOP PERFORMANCES

Points	Season MW	2, Colorado (11/6)
	Career	2, Colorado (11/6)
FGM	Season MW	
	Career	
FGA	Season MW	1, 3x, last: CSU (11/28)
	Career	1, 3x, last: CSU (11/28)
3PT FGM	Season MW	
	Career	
3PT FGA	Season MW	1, New Mexico St. (11/16)
	Career	1, New Mexico St. (11/16)
FTM	Season MW	2, Colorado (11/6)
	Career	2, Colorado (11/6)
FTA	Season MW	2, 3x, last: CSU (11/28)
	Career	2, 3x, last: UTM (11/28)
Reb.	Season MW	3, UT Martin (11/20)
	Career	3, UT Martin (11/20)
Asts.	Season MW	1, New Orleans (11/12)
	Career	1, New Orleans (11/12)
Blocks	Season MW	
	Career	
Steals	Season MW	
	Career	
TO	Season MW	0, 7x, last: Houston (12/13)
	Career	0, 7x, last: Houston (12/13)
Min.	Season MW	5, Chicago State (11/28)
	Career	5, Chicago State (11/28)


PRODUCTION TRACKER

2025-26 Career

- Double-Double
- Scored 10+ pts
- Scored 20+ pts
- 10+ reb
- 3+ 3-pt

CAREER STATISTICS

				Field Goals		3-Point		F-Throws		Rebounds										Scoring	
SEASON	TEAM	GP-GS	MIN/AVG	FG-FGA	FG%	3FG-3FGA	3FG%	FT-FTA	FT%	OFF	DEF	TOT	AVG	PF-FO	A	TO	BLK	STL	PTS	AVG	
2025-26	UNM	7-0	23/3.2	0-3	.000	0-1	.000	4-6	.667	4	2	6	0.9	0-0	1	0	0	0	4	0.6	
TOTAL		7-0	23/3.2	0-3	.000	0-1	.000	4-6	.667	4	2	6	0.9	0-0	1	0	0	0	4	0.6	



DREW JORDON

G | 5-11 | JR | Washington, DC (Wagner)

PPG	FG %	3PT %	FT %	RPG	APG	SPG	BPG	MPG
3.8	48.5	33.3	66.7	1.8	0.8	1.0	0.0	11.1

NOTEWORTHY

- Led the bench in scoring against Chicago State
- Appeared in all 28 games and made one start against Sacred Heart at Wagner
- Averaged 6.0 points per game, shooting 40.9% from the floor, and averaged 1.9 rebounds per game, while playing 16.3 minutes per game as a freshman
- Led Wagner with 54 made free throws, going 54-69 from the line to lead the Seahawks in free-throw percentage
- Finished in double figures in 4 games, recorded a steal in 14 games with 3 games with 3 steals and 5 games with multiple steals, as well as 10 games with a block
- Majoring in liberal arts

GAME-BY-GAME STATISTICS

Opponent	Date	GS	MIN	Total		3-Pointers		Free throws		Rebounds				PF		A		TO		BLK		STL		PTS		AVG	
				FG-FGA	PCT	3FG-3FGA	PCT	FT-FTA	PCT	OFF	DEF	TOT	AVG														
Northern Ariz.	11/03/2025		04:13	1-2	.500	0-0	.000	0-0	.000	0	1	1	1.0	5	0	0	0	1	2	2	2.0						
at Colorado	11/06/2025		00:43	0-0	.000	0-0	.000	0-0	.000	0	1	1	1.0	1	0	0	0	0	0	0	1.0						
N.C. A&T	11/09/2025		10:54	0-4	.000	0-0	.000	0-0	.000	2	0	2	1.3	1	0	0	0	0	0	0	0.7						
New Orleans	11/12/2025		17:31	3-4	.750	0-0	.000	4-4	1.000	0	5	5	2.3	1	3	1	0	3	10	3.0							
at New Mexico St.	11/16/2025		17:29	3-3	1.000	0-0	.000	0-0	.000	1	3	4	2.6	2	1	1	0	0	6	3.6							
UT Martin	11/20/2025		14:28	1-1	1.000	0-0	.000	4-6	.667	2	1	3	2.7	1	1	2	0	1	6	4.0							
Texas Tech	11/23/2025		05:07	0-1	.000	0-0	.000	0-0	.000	0	0	0	2.3	1	0	1	0	0	0	3.4							
vs Chicago St.	11/28/2025		23:22	7-11	.636	2-4	.500	0-2	.000	0	1	1	2.1	1	1	3	0	3	16	5.0							
vs Cincinnati	11/29/2025		14:22	0-2	.000	0-1	.000	3-4	.750	0	1	1	2.0	2	1	3	0	2	3	4.8							
at Arizona	12/07/2025		00:21	0-0	.000	0-0	.000	0-0	.000	0	0	0	1.8	0	0	0	0	0	0	4.3							
Houston	12/13/2025		17:29	1-3	.333	0-0	.000	0-0	.000	0	2	2	1.8	3	2	2	0	2	2	4.1							
Boise St.	12/17/2025		07:06	0-2	.000	0-1	.000	1-2	.500	0	1	1	1.8	2	0	3	0	0	1	3.8							
Totals		0	133:05	16-33	.485	2-6	.333	12-18	.667	5	16	21	1.8	20	9	16	0	12	46	3.8							

TOP PERFORMANCES

Points	Season	16, Chicago State (11/28)
	MW	8, San Diego St. (3/10/25)
	Career	17, LIU (2/24/24)
FGM	Season	7, Chicago State (11/28)
	MW	2, 3x, last: Air Force (3/4/25)
	Career	7, 2x, last: CSU (11/28/25)
FGA	Season	11, Chicago State (11/28)
	MW	7, Air Force (3/4/25)
	Career	12, Saint Elizabeth (12/30/23)
3PT FGM	Season	2, Chicago State (11/28)
	MW	1, 2x, last: Air Force (3/4/25)
	Career	2, Chicago St. (11/28/25)
3PT FGA	Season	4, Chicago State (11/28)
	MW	2, Air Force (3/4/25)
	Career	4, Chicago St. (11/28/25)
FTM	Season	4, 2x, last: UTM (11/20)
	MW	6, San Diego St. (3/10/25)
	Career	7, 2x, last: Sacred Heart (1/21/24)
FTA	Season	6, UT Martin (11/20)
	MW	10, San Diego St. (3/10/25)
	Career	11, Sacred Heart (1/21/24)
Reb.	Season	5, New Orleans (11/12)
	MW	6, Fresno St. (3/1/25)
	Career	6, 2x, last: Fresno St. (3/1)
Asts.	Season	3, New Orleans (11/12)
	MW	5, Fresno St. (3/1/25)
	Career	5, Fresno St. (3/1/25)
Blocks	Season	
	MW	1, Air Force (3/4/25)
	Career	2, Stonehill (2/3/24)
Steals	Season	3, 2x, last: CSU (11/28)
	MW	
	Career	3, 5x, last: CSU (11/28/25)
TO	Season	0, 4x, last: Arizona (12/7)
	MW	0, 5x, last: FS (3/1/25)
	Career	0, 18x, last: Arizona (12/7/25)
Min.	Season	23, Chicago State (11/28)
	MW	25, Fresno St. (3/1/25)
	Career	27, 2x, last: Saint Peter's (12/6/23)


PRODUCTION TRACKER

2025-26 Career

Double-Double		
Scored 10+ pts	2	6
Scored 20+ pts		
10+ reb		
3+ 3-pt		

CAREER STATISTICS

				Field Goals		3-Point		F-Throws		Rebounds										Scoring	
SEASON	TEAM	GP-GS	MIN/AVG	FG-FGA	FG%	3FG-3FGA	3FG%	FT-FTA	FT%	OFF	DEF	TOT	AVG	PF-FO	A	TO	BLK	STL	PTS	AVG	
2023-24	WC	28-1	462/16.5	56-137	.409	3-18	.167	54-69	.783	16	38	54	1.9	61-1	23	48	11	22	169	6.0	
2024-25	UNM	18-0	120/6.7	15-26	.577	2-3	.667	10-18	.556	7	12	19	1.1	11-0	11	10	2	1	42	2.3	
2025-26	UNM	12-0	133/11.1	16-33	.485	2-6	.333	12-18	.667	5	16	21	1.8	20-1	9	16	0	12	46	3.8	
TOTAL FOR UNM		30-0	253/8.4	31-59	.525	4-9	.444	22-36	.611	12	28	40	1.3	31-1	20	26	2	13	88	2.9	
TOTAL		58-1	715/12.3	87-196	.444	7-27	.259	76-105	.724	28	66	94	1.6	92-2	43	74	13	35	257	4.4	



20

TYLER JONES

G | 5-9 | FR | Memphis, Tenn. (Hutchison School)

PPG	FG %	3PT %	FT %	RPG	APG	SPG	BPG	MPG
2.0	19.4	8.3	50.0	1.1	1.3	0.9	0.0	11.6

- NOTEWORTHY
- Named MW Freshman of the Week on Nov. 17
 - Earned TSSAA DII-AA West Region MVP, DII-AA West Region Player of the Year, DII-AA First Team All-Region, TN Report DII-AA All State, Tennessee Sports Writers All-State and BCAT DII-AA All-State.
 - Majoring in journalism and mass communication

GAME-BY-GAME STATISTICS

Opponent	Date	GS	MIN	Total		3-Pointers		Free throws		Rebounds				PF	A	TO	BLK	STL	PTS	AVG
				FG-FGA	PCT	3FG-3FGA	PCT	FT-FTA	PCT	OFF	DEF	TOT	AVG							
Northern Ariz.	11/03/2025		07:12	1-4	.250	0-1	.000	0-0	.000	0	0	0	0.0	0	0	0	0	0	2	2.0
at Colorado	11/06/2025		10:57	1-5	.200	0-1	.000	0-0	.000	0	0	0	0.0	0	1	1	0	0	2	2.0
N.C. A&T	11/09/2025		06:58	0-3	.000	0-1	.000	1-2	.500	0	0	0	0.0	0	0	0	0	2	1	1.7
New Orleans	11/12/2025		18:60	1-4	.250	0-1	.000	2-2	1.000	1	1	2	0.5	3	2	3	0	2	4	2.3
at New Mexico St.	11/16/2025		22:06	2-5	.400	1-2	.500	1-4	.250	0	3	3	1.0	1	4	5	0	2	6	3.0
UT Martin	11/20/2025		13:12	0-3	.000	0-2	.000	0-0	.000	0	2	2	1.2	2	1	2	0	0	0	2.5
Texas Tech	11/23/2025		06:40	0-1	.000	0-0	.000	0-0	.000	0	1	1	1.1	0	1	2	0	0	0	2.1
vs Chicago St.	11/28/2025		16:50	1-6	.167	0-4	.000	1-2	.500	0	2	2	1.3	2	3	2	0	2	3	2.3
Houston	12/13/2025		01:11	0-0	.000	0-0	.000	0-0	.000	0	0	0	1.1	0	0	0	0	0	0	2.0
Totals		0	104:06	6-31	.194	1-12	.083	5-10	.500	1	9	10	1.1	8	12	15	0	8	18	2.0

TOP PERFORMANCES			
Points	Season	6, New Mexico St. (11/16)	
	MW Career	6, New Mexico St. (11/16)	
FGM	Season	2, New Mexico St. (11/16)	
	MW Career	2, New Mexico St. (11/16)	
FGA	Season	6, Chicago State (11/28)	
	MW Career	6, Chicago State (11/28)	
3PT FGM	Season	1, New Mexico St. (11/16)	
	MW Career	1, New Mexico St. (11/16)	
3PT FGA	Season	4, Chicago State (11/28)	
	MW Career	4, Chicago State (11/28)	
FTM	Season	2, New Orleans (11/12)	
	MW Career	2, New Orleans (11/12)	
FTA	Season	4, New Mexico St. (11/16)	
	MW Career	4, New Mexico St. (11/16)	
Reb.	Season	3, New Mexico St. (11/16)	
	MW Career	3, New Mexico St. (11/16)	
Asts.	Season	4, New Mexico St. (11/16)	
	MW Career	4, New Mexico St. (11/16)	
Blocks	Season		
	MW Career		
Steals	Season	2, 4x, last: CSU (11/28)	
	MW Career	2, 4x, last: CSU (11/28)	
TO	Season	0, 3x, last: Houston (12/13)	
	MW Career	0, 3x, last: Houston (12/13)	
Min.	Season	22, New Mexico St. (11/16)	
	MW Career	22, New Mexico St. (11/16)	

PRODUCTION TRACKER	
2025-26	Career
Double-Double	
Scored 10+ pts	
Scored 20+ pts	
10+ reb	
3+ 3-pt	

CAREER STATISTICS

				Field Goals		3-Point		F-Throws		Rebounds									Scoring	
SEASON	TEAM	GP-GS	MIN/AVG	FG-FGA	FG%	3FG-3FGA	3FG%	FT-FTA	FT%	OFF	DEF	TOT	AVG	PF-FO	A	TO	BLK	STL	PTS	AVG
2025-26	UNM	9-0	104/11.6	6-31	.194	1-12	.083	5-10	.500	1	9	10	1.1	8-0	12	15	0	8	18	2.0
TOTAL		9-0	104/11.6	6-31	.194	1-12	.083	5-10	.500	1	9	10	1.1	8-0	12	15	0	8	18	2.0

23

EMMA NAJJUMA

F | 6-4 | RS-SO | Mukono Seeta, Uganda (New Mexico Junior College)



PPG	FG %	3PT %	FT %	RPG	APG	SPG	BPG	MPG
2.6	62.5	--	12.5	5.9	0.4	0.3	0.9	15.5

NOTEWORTHY

- Double-digit rebounds in 3 games including game- and season-high 16 at Arizona
- 16 rebounds most by a MW player this season
- Led team in rebounds in 4 games, tied for lead once
- Graduated from Christchurch School in Richmond, Virginia in 2022.
- Played in 34 games with three starts as a redshirt freshman in 2024-25
- Recorded double-digit rebounds in six games
- Registered a block in 16 games with multiple blocks in six games
- Played for the Uganda National Team
- Majoring in liberal arts

GAME-BY-GAME STATISTICS

Opponent	Date	GS	MIN	Total		3-Pointers		Free throws		Rebounds											
				FG-FGA	PCT	3FG-3FGA	PCT	FT-FTA	PCT	OFF	DEF	TOT	AVG	PF	A	TO	BLK	STL	PTS	AVG	
Northern Ariz.	11/03/2025		10:44	3-3	1.000	0-0	.000	0-2	.000	1	2	3	3.0	1	0	0	0	0	6	6.0	
at Colorado	11/06/2025		13:20	0-0	.000	0-0	.000	0-0	.000	2	0	2	2.5	1	1	0	2	1	0	3.0	
N.C. A&T	11/09/2025		11:17	0-0	.000	0-0	.000	1-2	.500	2	4	6	3.7	4	1	1	0	0	1	2.3	
New Orleans	11/12/2025		11:45	3-4	.750	0-0	.000	0-0	.000	3	1	4	3.8	1	0	1	1	0	6	3.3	
at New Mexico St.	11/16/2025		08:12	0-0	.000	0-0	.000	0-0	.000	0	1	1	3.2	1	0	3	0	0	0	2.6	
UT Martin	11/20/2025		05:37	0-0	.000	0-0	.000	0-0	.000	0	2	2	3.0	1	0	0	1	0	0	2.2	
Texas Tech	11/23/2025		06:20	0-0	.000	0-0	.000	0-0	.000	0	1	1	2.7	3	1	0	1	0	0	1.9	
vs Chicago St.	11/28/2025		15:35	1-2	.500	0-0	.000	0-2	.000	4	6	10	3.6	1	0	0	0	0	2	1.9	
vs Cincinnati	11/29/2025		26:56	2-3	.667	0-0	.000	0-0	.000	6	5	11	4.4	1	1	2	1	1	4	2.1	
at Arizona	12/07/2025	*	30:01	4-6	.667	0-0	.000	0-0	.000	6	10	16	5.6	2	1	1	2	1	8	2.7	
Houston	12/13/2025	*	19:24	0-3	.000	0-0	.000	0-2	.000	4	3	7	5.7	5	0	1	3	0	0	2.5	
Boise St.	12/17/2025	*	26:46	2-3	.667	0-0	.000	0-0	.000	3	5	8	5.9	1	0	0	0	0	4	2.6	
Totals		3	185:57	15-24	.625	0-0	.000	1-8	.125	31	40	71	5.9	22	5	9	11	3	31	2.6	

TOP PERFORMANCES (AT UNM)

Points	Season	8, Arizona (12/7)
	MW	4, Boise State (12/17)
	Career	8, Arizona (12/7)
FGM	Season	4, Arizona (12/7)
	MW	2, Boise State (12/17)
	Career	4, Arizona (12/7)
FGA	Season	6, Arizona (12/7)
	MW	3, Boise State (12/17)
	Career	6, Arizona (12/7)
3PT FGM	Season	
	MW	
	Career	
3PT FGA	Season	
	MW	
	Career	
FTM	Season	1, NC A&T (11/9)
	MW	
	Career	1, NC A&T (11/9)
FTA	Season	2, 4x, last: Houston (12/13)
	MW	
	Career	2, 4x, last: Houston (12/13)
Reb.	Season	16, Arizona (12/7)
	MW	8, Boise State (12/17)
	Career	16, Arizona (12/7)
Asts.	Season	1, 5x, last: Arizona (12/7)
	MW	
	Career	1, 5x, last: Arizona (12/7)
Blocks	Season	3, Houston (12/13)
	MW	
	Career	3, Houston (12/13)
Steals	Season	1, 3x, last: Arizona (12/7)
	MW	
	Career	1, 3x, last: Arizona (12/7)
TO	Season	0, 6x, last: Boise St.(12/17)
	MW	0, Boise State (12/17)
	Career	0, 6x, last: Boise St. (12/17)
Min.	Season	30, Arizona (12/7)
	MW	26, Boise State (12/17)
	Career	30, Arizona (12/7)

PRODUCTION TRACKER

2025-26 Career (DT)

Double-Double		
Scored 10+ pts		
Scored 20+ pts		
10+ reb	3	3
3+ 3-pt		


CAREER STATISTICS

				Field Goals		3-Point		F-Throws		Rebounds										Scoring	
SEASON	TEAM	GP-GS	MIN/AVG	FG-FGA	FG%	3FG-3FGA	3FG%	FT-FTA	FT%	OFF	DEF	TOT	AVG	PF-FO	A	TO	BLK	STL	PTS	AVG	
2025-26	UNM	12-3	186/15.5	15-24	.625	0-0	.000	1-8	.125	31	40	71	5.9	22-1	5	9	11	3	31	2.6	
TOTAL		12-3	186/15.5	15-24	.625	0-0	.000	1-8	.125	31	40	71	5.9	22-1	5	9	11	3	31	2.6	

24

JESSIE JOAQUIM

F | 6-2 | JR | Maputo, Mozambique (Cochise College)



PPG	FG %	3PT %	FT %	RPG	APG	SPG	BPG	MPG
3.4	59.1	0.0	53.3	5.8	0.5	0.7	0.1	12.0

NOTEWORTHY

- Led team in scoring against Houston, has led team in rebounds in 3 games
- First double-double against Houston with game- and season-high 13 points and 12 rebounds
- Graduated from Escola Secundária de Francisco Franco in Madeira, Portugal in 2023
- Appeared in 57 games with 28 starts and averaged 18.2 minutes per game, 6.1 points per game and 6.6 rebounds per game in her previous two seasons
- Named the ACCAC Co-Defensive Player of the Year and earned a spot on the second team
- Sister Hulda played for UNM from 2022-25
- Majoring in liberal arts

GAME-BY-GAME STATISTICS

Opponent	Date	GS	MIN	Total		3-Pointers		Free throws		Rebounds													
				FG-FGA	PCT	3FG-3FGA	PCT	FT-FTA	PCT	OFF	DEF	TOT	AVG	PF	A	TO	BLK	STL	PTS	AVG			
Northern Ariz.	11/03/2025		05:43	0-0	.000	0-0	.000	0-0	.000	0	1	1	1.0	0	0	0	0	0	0	0.0			
at Colorado	11/06/2025		04:52	1-2	.500	0-1	.000	0-0	.000	2	0	2	1.5	0	1	3	0	1	2	1.0			
N.C. A&T	11/09/2025		12:23	2-3	.667	0-0	.000	2-4	.500	2	3	5	2.7	1	0	0	1	0	6	2.7			
New Orleans	11/12/2025		10:42	1-2	.500	0-0	.000	4-5	.800	2	4	6	3.5	2	0	0	0	1	6	3.5			
at New Mexico St.	11/16/2025		18:04	1-1	1.000	0-0	.000	0-0	.000	0	6	6	4.0	0	1	0	0	2	2	3.2			
UT Martin	11/20/2025		13:01	0-2	.000	0-0	.000	1-2	.500	4	6	10	5.0	2	1	1	0	0	1	2.8			
Texas Tech	11/23/2025		14:26	0-0	.000	0-0	.000	0-0	.000	0	4	4	4.9	1	0	0	0	0	0	2.4			
vs Chicago St.	11/28/2025		08:00	2-3	.667	0-0	.000	0-0	.000	2	4	6	5.0	2	0	0	0	1	4	2.6			
Houston	12/13/2025		19:40	6-8	.750	0-0	.000	1-4	.250	4	8	12	5.8	3	1	1	0	1	13	3.8			
Boise St.	12/17/2025		13:14	0-1	.000	0-0	.000	0-0	.000	1	5	6	5.8	2	1	1	0	1	0	3.4			
Totals		0	120:06	13-22	.591	0-1	.000	8-15	.533	17	41	58	5.8	13	5	6	1	7	34	3.4			

TOP PERFORMANCES (AT UNM)			
Points	Season	13, Houston (12/13)	
	MW Career	13, Houston (12/13)	
FGM	Season	6, Houston (12/13)	
	MW Career	6, Houston (12/13)	
FGA	Season	8, Houston (12/13)	
	MW Career	1, Boise State (12/17)	
3PT FGM	Season		
	MW Career		
3PT FGA	Season	1, Colorado (11/6)	
	MW Career	1, Colorado (11/6)	
FTM	Season	4, New Orleans (11/12)	
	MW Career	4, New Orleans (11/12)	
FTA	Season	5, New Orleans (11/12)	
	MW Career	5, New Orleans (11/12)	
Reb.	Season	12, Houston (12/13)	
	MW Career	6, Boise State (12/17)	
Asts.	Season	1, 5x, last: Boise St. (12/17)	
	MW Career	1, Boise State (12/17)	
Blocks	Season	1, NC A&T (11/9)	
	MW Career	1, NC A&T (11/9)	
Steals	Season	2, New Mexico St. (11/16)	
	MW Career	1, Boise State (12/17)	
TO	Season	0, 6x, last: CSU (11/28)	
	MW Career	1, Boise State (12/17)	
Min.	Season	19, Houston (12/13)	
	MW Career	13, Boise State (12/17)	

PRODUCTION TRACKER		
2025-26 Career (D1)		
Double-Double	1	1
Scored 10+ pts	1	1
Scored 20+ pts		
10+ reb	2	2
3+ 3-pt		

CAREER STATISTICS

			Field Goals		3-Point		F-Throws		Rebounds				Scoring									
SEASON	TEAM	GP-GS	MIN/AVG	FG-FGA	FG%	3FG-3FGA	3FG%	FT-FTA	FT%	OFF	DEF	TOT	AVG	PF-FO	A	TO	BLK	STL	PTS	AVG		
2025-26	UNM	10-0	120/12.0	13-22	.591	0-1	.000	8-15	.533	17	41	58	5.8	13-0	5	6	1	7	34	3.4		
TOTAL		10-0	120/12.0	13-22	.591	0-1	.000	8-15	.533	17	41	58	5.8	13-0	5	6	1	7	34	3.4		

40

CLARISSA CRAIG

F/C | 6-3 | RS-SR | Cincinnati, Ohio (Cincinnati)



PPG	FG %	3PT %	FT %	RPG	APG	SPG	BPG	MPG
6.5	56.4	100.0	80.0	4.3	0.6	0.5	0.6	15.5

NOTEWORTHY

- Led team in scoring in season opener against NAU
- Played 3 seasons at Cincinnati
- Redshirted last season due to injury
- Averaged 4.5 points and 2.2 rebounds per game while averaging 12.7 minutes per game last season
- Finished in double figures in three games, twice against Big 12 opponents with 13 points at Oklahoma behind 5-7 shooting and again with 12 points at UCF that included 4-4 shooting from the floor
- Working on master's in organizational information learning systems

GAME-BY-GAME STATISTICS

Opponent	Date	GS	MIN	Total		3-Pointers		Free throws		Rebounds				PF				PTS		AVG	
				FG-FGA	PCT	3FG-3FGA	PCT	FT-FTA	PCT	OFF	DEF	TOT	AVG	A	TO	BLK	STL	PTS			
Northern Ariz.	11/03/2025	*	22:45	4-4	1.000	0-0	.000	8-9	.889	1	4	5	5.0	3	0	2	1	0	16	16.0	
at Colorado	11/06/2025	*	18:57	2-5	.400	1-1	1.000	2-2	1.000	2	2	4	4.5	3	1	1	0	1	7	11.5	
N.C. A&T	11/09/2025	*	16:23	2-3	.667	0-0	.000	2-2	1.000	2	3	5	4.7	4	0	2	2	0	6	9.7	
New Orleans	11/12/2025	*	14:56	4-5	.800	0-0	.000	1-1	1.000	1	4	5	4.8	3	0	0	1	0	9	9.5	
at New Mexico St.	11/16/2025	*	13:44	3-5	.600	0-0	.000	2-2	1.000	4	4	8	5.4	3	0	2	0	1	8	9.2	
UT Martin	11/20/2025	*	16:35	4-4	1.000	0-0	.000	0-0	.000	2	3	5	5.3	0	2	0	1	0	8	9.0	
Texas Tech	11/23/2025	*	19:14	1-3	.333	0-0	.000	4-6	.667	2	2	4	5.1	4	0	0	0	0	6	8.6	
vs Chicago St.	11/28/2025	*	09:45	1-5	.200	0-0	.000	1-3	.333	1	2	3	4.9	1	1	1	0	1	3	7.9	
vs Cincinnati	11/29/2025	*	13:04	0-4	.000	0-0	.000	0-0	.000	1	0	1	4.4	2	2	2	0	2	0	7.0	
at Arizona	12/07/2025		09:56	1-1	1.000	0-0	.000	0-0	.000	2	1	3	4.3	2	0	1	1	0	2	6.5	
Totals			9	155:19	22-39	.564	1-1	1.000	20-25	.800	18	25	43	4.3	25	6	11	6	5	65	6.5

TOP PERFORMANCES

Points	Season	16, NAU (11/3)
	MW	
	Career	16, 2x, last: NAU (11/3/25)
FGM	Season	4, 3x, last: UTM (11/20)
	MW	
	Career	7, Temple (2/11/23)
FGA	Season	5, 4x, last: CSU (11/28)
	MW	
	Career	9, 4x
3PT FGM	Season	1, Colorado (11/6)
	MW	
	Career	1, Colorado (11/6)
3PT FGA	Season	1, Colorado (11/6)
	MW	
	Career	1, 4x, last: Colorado (11/6)
FTM	Season	8, NAU (11/3)
	MW	
	Career	8, 2x, last: NAU (11/3/25)
FTA	Season	9, NAU (11/3)
	MW	
	Career	10, East Carolina (1/16/22)
Reb.	Season	8, New Mexico St. (11/16)
	MW	
	Career	10, IUC (12/4/22)
Asts.	Season	2, 2x, last: UC (11/29)
	MW	
	Career	4, Temple (2/11/23)
Blocks	Season	2, NC A&T (11/9)
	MW	
	Career	2, 5x, last: NC A&T (11/9/25)
Steals	Season	2, Cincinnati (11/29)
	MW	
	Career	3, UTA (11/25/22)
TO	Season	0, 3x, last: TTU (11/23)
	MW	
	Career	0, 5x, last: TTU (11/23/25)
Min.	Season	22, NAU (11/3)
	MW	
	Career	36, Temple (2/11/23)

PRODUCTION TRACKER

2025-26 Career

Double-Double	1
Scored 10+ pts	1
Scored 20+ pts	
10+ reb	1
3+ 3-pt	

CAREER STATISTICS

				Field Goals		3-Point		F-Throws		Rebounds										Scoring	
SEASON	TEAM	GP-GS	MIN/AVG	FG-FGA	FG%	3FG-3FGA	3FG%	FT-FTA	FT%	OFF	DEF	TOT	AVG	PF-FO	A	TO	BLK	STL	PTS	AVG	
2021-22	UC	28-1	332/11.9	35-88	.398	0-0	.000	20-29	.690	18	24	42	1.5	52-0	5	30	5	6	90	3.2	
2022-23	UC	28-17	573/20.5	69-122	.566	0-2	.000	50-65	.769	46	51	97	3.5	79-4	8	48	15	11	188	6.7	
2023-24	UC	21-0	267/12.7	30-60	.500	0-1	.000	35-45	.778	17	30	47	2.2	48-0	4	24	2	8	95	4.5	
2025-26	UNM	10-9	155/15.5	22-39	.564	1-1	1.000	20-25	.800	18	25	43	4.3	25-0	6	11	6	5	65	6.5	
TOTAL FOR UNM		10-9	155/15.5	22-39	.564	1-1	1.000	20-25	.800	18	25	43	4.3	25-0	6	11	6	5	65	6.5	
TOTAL		87-27	1327/15.3	156-309	.505	1-4	.250	125-164	.762	99	130	229	2.6	204-4	23	113	28	30	438	5.0	

44

LAILA ABDURRAQIB

PG | 5-6 | FR | Fishers, Ind. (Lawrence Central HS)



PPG	FG %	3PT %	FT %	RPG	APG	SPG	BPG	MPG
6.6	39.1	41.7	64.3	1.8	1.4	0.8	0.2	18.1

NOTEWORTHY

- Named MW Freshman of the Week on Dec. 8
- Led the bench in scoring first 2 games with 9 points each game. Has led the bench in scoring in 5 games overall.
- Named all-county, as well as a Junior Indiana All-Star and Indiana All-Star while playing basketball all four years
- Won a high school championship in 2023-24
- Majoring in journalism and mass communication

GAME-BY-GAME STATISTICS

Opponent	Date	GS	MIN	Total		3-Pointers		Free throws		Rebounds				PF		A		TO	BLK	STL	PTS	AVG
				FG-FGA	PCT	3FG-3FGA	PCT	FT-FTA	PCT	OFF	DEF	TOT	AVG									
Northern Ariz.	11/03/2025		22:53	3-5	.600	3-4	.750	0-0	.000	0	0	0	0.0	1	3	2	0	1	9	9.0		
at Colorado	11/06/2025		24:48	3-6	.500	2-4	.500	1-3	.333	0	6	6	3.0	3	0	2	0	1	9	9.0		
N.C. A&T	11/09/2025		14:18	0-2	.000	0-2	.000	0-0	.000	0	0	0	2.0	2	1	2	1	1	0	6.0		
New Orleans	11/12/2025		17:08	2-8	.250	2-7	.286	2-2	1.000	1	0	1	1.8	4	3	1	0	2	8	6.5		
at New Mexico St.	11/16/2025		17:15	3-5	.600	1-2	.500	1-1	1.000	0	0	0	1.4	2	1	0	0	1	8	6.8		
UT Martin	11/20/2025		15:37	3-7	.429	3-7	.429	2-4	.500	0	4	4	1.8	0	1	1	0	1	11	7.5		
Texas Tech	11/23/2025		14:31	2-7	.286	2-7	.286	0-0	.000	0	1	1	1.7	1	2	2	0	0	6	7.3		
vs Chicago St.	11/28/2025		17:50	1-5	.200	1-4	.250	0-0	.000	2	1	3	1.9	4	2	1	1	0	3	6.8		
vs Cincinnati	11/29/2025		16:43	1-3	.333	1-2	.500	0-0	.000	0	1	1	1.8	0	1	0	0	0	3	6.3		
at Arizona	12/07/2025		19:57	4-7	.571	3-5	.600	2-2	1.000	0	1	1	1.7	3	1	0	0	0	13	7.0		
Houston	12/13/2025		19:09	1-5	.200	1-2	.500	0-0	.000	0	4	4	1.9	0	2	1	0	2	3	6.6		
Boise St.	12/17/2025		16:35	2-4	.500	1-2	.500	1-2	.500	0	1	1	1.8	4	0	1	0	0	6	6.6		
Totals		0	216:43	25-64	.391	20-48	.417	9-14	.643	3	19	22	1.8	24	17	13	2	9	79	6.6		

TOP PERFORMANCES

Points	Season	13, Arizona (12/7)
	MW	6, Boise State (12/17)
	Career	13, Arizona (12/7)
FGM	Season	4, Arizona (12/7)
	MW	2, Boise State (12/17)
	Career	4, Arizona (12/7)
FGA	Season	8, New Orleans (11/12)
	MW	4, Boise State (12/17)
	Career	8, New Orleans (11/12)
3PT FGM	Season	3, 3x, last: Arizona (12/7)
	MW	1, Boise State (12/17)
	Career	3, 3x, last: Arizona (12/7)
3PT FGA	Season	7, 3x, last: TTU (11/23)
	MW	2, Boise State (12/17)
	Career	7, 3x, last: TTU (11/23)
FTM	Season	2, 3x, last: Arizona (12/7)
	MW	1, Boise State (12/17)
	Career	2, 3x, last: Arizona (12/7)
FTA	Season	4, UT Martin (11/20)
	MW	2, Boise State (12/17)
	Career	4, UT Martin (11/20)
Reb.	Season	6, Colorado (11/6)
	MW	1, Boise State (12/17)
	Career	6, Colorado (11/6)
Asts.	Season	3, 2x, last: UNO (11/12)
	MW	
	Career	3, 2x, last: UNO (11/12)
Blocks	Season	1, 2x, last: CSU (11/28)
	MW	
	Career	1, 2x, last: CSU (11/28)
Steals	Season	2, 2x, last: Houston (12/13)
	MW	
	Career	2, 2x, last: Houston (12/13)
TO	Season	0, 3x, last: Arizona (12/7)
	MW	1, Boise State (12/17)
	Career	0, 3x, last: Arizona (12/7)
Min.	Season	24, Colorado (11/6)
	MW	16, Boise State (12/17)
	Career	24, Colorado (11/6)

PRODUCTION TRACKER

2025-26 Career

Double-Double		
Scored 10+ pts	2	2
Scored 20+ pts		
10+ reb		
3+ 3-pt	3	3

CAREER STATISTICS

				Field Goals		3-Point		F-Throws		Rebounds									Scoring		
SEASON	TEAM	GP-GS	MIN	AVG	FG-FGA	FG%	3FG-3FGA	3FG%	FT-FTA	FT%	OFF	DEF	TOT	AVG	PF-FO	A	TO	BLK	STL	PTS	AVG
2025-26	UNM	12-0	217	18.1	25-64	.391	20-48	.417	9-14	.643	3	19	22	1.8	24-0	17	13	2	9	79	6.6
TOTAL		12-0	217	18.1	25-64	.391	20-48	.417	9-14	.643	3	19	22	1.8	24-0	17	13	2	9	79	6.6

SEASON STATS

Game Records

Record	Overall	Home	Away	Neutral
ALL GAMES	9-3	6-1	2-1	1-1
CONFERENCE	1-0	1-0	0-0	0-0
NON-CONFERENCE	8-3	5-1	2-1	1-1

Score by Periods

Team	1st	2nd	3rd	4th	OT	TOT
New Mexico	210	226	222	204	0	862
Opponents	151	173	219	190	0	733

Team Box Score

No.	Player				Total		3-Point		F-Throw		Rebounds													
		GP-GS	MIN	AVG	FG-FGA	FG%	3FG-3FGA	3FG%	FT-FTA	FT%	OFF	DEF	TOT	AVG	PF	DQ	A	TO	BLK	STL	PTS	AVG		
3	HOOKS, Destinee	12-12	282:37	23.6	64-146	.438	19-59	.322	29-41	.707	24	24	48	4.0	31	0	16	35	3	12	176	14.7		
10	ANTONIO, Cacia	9-9	220:41	24.5	34-84	.405	9-24	.375	13-21	.619	20	25	45	5.0	13	0	13	22	4	11	90	10.0		
11	PADILLA, Nayli	12-3	336:53	28.1	41-106	.387	25-70	.357	10-16	.625	5	41	46	3.8	11	0	21	26	2	18	117	9.8		
4	HARGROVE, Alyssa	12-12	293:06	24.4	37-95	.389	16-51	.314	12-15	.800	9	34	43	3.6	24	1	37	30	4	24	102	8.5		
13	MAGALHÃES, Joana	12-12	275:35	23.0	37-95	.389	4-36	.111	12-22	.545	2	23	25	2.1	30	0	19	28	1	25	90	7.5		
44	ABDURRAQIB, Laila	12-0	216:43	18.1	25-64	.391	20-48	.417	9-14	.643	3	19	22	1.8	24	0	17	13	2	9	79	6.6		
40	CRAIG, Clarissa	10-9	155:19	15.5	22-39	.564	1-1	1.000	20-25	.800	18	25	43	4.3	25	0	6	11	6	5	65	6.5		
15	JORDON, Drew	12-0	133:05	11.1	16-33	.485	2-6	.333	12-18	.667	5	16	21	1.8	20	1	9	16	0	12	46	3.8		
24	JOAQUIM, Jessie	10-0	120:06	12.0	13-22	.591	0-1	.000	8-15	.533	17	41	58	5.8	13	0	5	6	1	7	34	3.4		
23	NAJJUMA, Emma	12-3	185:57	15.5	15-24	.625	0-0	.000	1-8	.125	31	40	71	5.9	22	1	5	9	11	3	31	2.6		
20	JONES, Tyler	9-0	104:06	11.6	6-31	.194	1-12	.083	5-10	.500	1	9	10	1.1	8	0	12	15	0	8	18	2.0		
5	FOSTER, Kaia	6-0	53:14	8.9	4-17	.235	2-13	.154	0-0	.000	2	9	11	1.8	2	0	2	2	1	1	10	1.7		
14	PEIXINHO, Leonor	7-0	22:41	3.2	0-3	.000	0-1	.000	4-6	.667	4	2	6	0.9	0	0	1	0	0	0	4	0.6		
Team											20	36	56					7						
Total		12	2400		314-759	.414	99-322	.307	135-211	.640	161	344	505	42.1	223	3	163	220	35	135	862	71.8		
Opponents		12	2400		264-709	.372	59-218	.271	146-215	.679	123	305	428	35.7	205	7	146	226	41	100	733	61.1		

Team Statistics

	UNM	OPP
Scoring	862	733
Points per game	71.8	61.1
Scoring margin	+10.8	-
Field goals-att	314-759	264-709
Field goal pct	.414	.372
3 point fg-att	99-322	59-218
3-point FG pct	.307	.271
3-pt FG made per game	8.3	4.9
Free throws-att	135-211	146-215
Free throw pct	.640	.679
F-Throws made per game	11.3	12.2
Rebounds	505	428
Rebounds per game	42.1	35.7
Rebounding margin	+6.4	-
Assists	163	146
Assists per game	13.6	12.2
Turnovers	220	226
Turnovers per game	18.3	18.8
Turnover margin	+0.5	-
Assist/turnover ratio	0.7	0.6
Steals	135	100
Steals per game	11.3	8.3
Blocks	35	41
Blocks per game	2.9	3.4
Winning streak	3	-
Home win streak	2	-
Attendance	29629	9157
Home games-Avg/Game	7-4233	3-3052
Neutral site-Avg/Game	-	2-117

Team Results

Date	Opponent		Score	Att.
11/03/2025	Northern Ariz.	W	77-59	3850
11/06/2025	at Colorado	L	59-84	1735
11/09/2025	N.C. A&T	W	71-64	4068
11/12/2025	New Orleans	W	99-65	4350
11/16/2025	at New Mexico St.	W	77-45	1408
11/20/2025	UT Martin	W	77-45	3955
11/23/2025	Texas Tech	L	57-82	4623
11/28/2025	vs Chicago St.	W	80-53	60
11/29/2025	vs Cincinnati	L	60-63	173
12/07/2025	at Arizona	W	72-69	6014
12/13/2025	Houston	W	63-41	4467
12/17/2025	Boise St.	W	70-63	4316

MW STATS

Game Records

Record	Overall	Home	Away	Neutral
ALL GAMES	1-0	1-0	0-0	0-0
CONFERENCE	1-0	1-0	0-0	0-0
NON-CONFERENCE	0-0	0-0	0-0	0-0

Score by Periods

Team	1st	2nd	3rd	4th	OT	TOT
New Mexico	17	13	17	23	0	70
Opponents	4	23	21	15	0	63

Team Box Score

No.	Player				Total		3-Point		F-Throw		Rebounds											
		GP-GS	MIN	AVG	FG-FGA	FG%	3FG-3FGA	3FG%	FT-FTA	FT%	OFF	DEF	TOT	AVG	PF	DQ	A	TO	BLK	STL	PTS	AVG
13	MAGALHÃES, Joana	1-1	33:12	33.2	7-14	.500	0-2	.000	2-2	1.000	0	2	2	2.0	3	0	0	1	0	3	16	16.0
4	HARGROVE, Alyssa	1-1	28:36	28.6	4-11	.364	0-5	.000	4-6	.667	3	2	5	5.0	2	0	5	2	0	2	12	12.0
3	HOOKS, Destinee	1-1	16:02	16.0	4-9	.444	0-1	.000	3-4	.750	2	0	2	2.0	4	0	0	5	0	1	11	11.0
10	ANTONIO, Cacia	1-1	23:55	23.9	5-9	.556	0-1	.000	1-2	.500	2	4	6	6.0	4	0	0	1	1	2	11	11.0
11	PADILLA, Nayli	1-0	30:57	31.0	3-10	.300	1-6	.167	2-2	1.000	0	4	4	4.0	0	0	1	1	0	3	9	9.0
44	ABDURRAQIB, Laila	1-0	16:35	16.6	2-4	.500	1-2	.500	1-2	.500	0	1	1	1.0	4	0	0	1	0	0	6	6.0
23	NAJJUMA, Emma	1-1	26:46	26.8	2-3	.667	0-0	.000	0-0	.000	3	5	8	8.0	1	0	0	0	0	0	4	4.0
15	JORDON, Drew	1-0	07:06	7.1	0-2	.000	0-1	.000	1-2	.500	0	1	1	1.0	2	0	0	3	0	0	1	1.0
5	FOSTER, Kaia	1-0	03:37	3.6	0-1	.000	0-1	.000	0-0	.000	0	0	0	0.0	0	0	0	0	0	0	0	0.0
24	JOAQUIM, Jessie	1-0	13:14	13.2	0-1	.000	0-0	.000	0-0	.000	1	5	6	6.0	2	0	1	1	0	1	0	0.0
Team											3	2	5					1				
Total		1	200		27-64	.422	2-19	.105	14-20	.700	14	26	40	40.0	22	0	7	16	1	12	70	70.0
Opponents		1	200		24-60	.400	5-22	.227	10-15	.667	12	23	35	35.0	17	1	14	19	4	7	63	63.0

Team Statistics

	UNM	OPP
Scoring	70	63
Points per game	70.0	63.0
Scoring margin	+7.0	-
Field goals-att	27-64	24-60
Field goal pct	.422	.400
3 point fg-att	2-19	5-22
3-point FG pct	.105	.227
3-pt FG made per game	2.0	5.0
Free throws-att	14-20	10-15
Free throw pct	.700	.667
F-Throws made per game	14.0	10.0
Rebounds	40	35
Rebounds per game	40.0	35.0
Rebounding margin	+5.0	-
Assists	7	14
Assists per game	7.0	14.0
Turnovers	16	19
Turnovers per game	16.0	19.0
Turnover margin	+3.0	-
Assist/turnover ratio	0.4	0.7
Steals	12	7
Steals per game	12.0	7.0
Blocks	1	4
Blocks per game	1.0	4.0
Winning streak	1	-
Home win streak	1	-
Attendance	4316	0
Home games-Avg/Game	1-4316	0-0
Neutral site-Avg/Game	-	0-0

Team Results

Date	Opponent		Score	Att.
12/17/2025	Boise St.	W	70-63	4316

NEW MEXICO GAME-BY-GAME LEADERS

Date	Opponent		Score	Att.	High Points	High Rebounds
11/03/2025	Northern Ariz.	W	77-59	3850	(16) CRAIG, Clarissa	(6) FOSTER, Kaia
11/06/2025	at Colorado	L	59-84	1735	(22) HOOKS, Destinee	(7) HOOKS, Destinee
11/09/2025	N.C. A&T	W	71-64	4068	(20) HOOKS, Destinee	(6) NAJJUMA, Emma
11/12/2025	New Orleans	W	99-65	4350	(17) PADILLA, Nayli	(6) JOAQUIM, Jessie
11/16/2025	at New Mexico St.	W	77-45	1408	(14) PADILLA, Nayli	(8) CRAIG, Clarissa
11/20/2025	UT Martin	W	77-45	3955	(15) HOOKS, Destinee	(10) JOAQUIM, Jessie
11/23/2025	Texas Tech	L	57-82	4623	(24) HOOKS, Destinee	(5) HOOKS, Destinee
						(5) PADILLA, Nayli
11/28/2025	vs Chicago St.	W	80-53	60	(17) ANTONIO, Cacia	(10) NAJJUMA, Emma
11/29/2025	vs Cincinnati	L	60-63	173	(19) PADILLA, Nayli	(11) ANTONIO, Cacia
						(11) NAJJUMA, Emma
12/07/2025	at Arizona	W	72-69	6014	(16) HARGROVE, Alyssa	(16) NAJJUMA, Emma
12/13/2025	Houston	W	63-41	4467	(13) JOAQUIM, Jessie	(12) JOAQUIM, Jessie
12/17/2025	Boise St.	W	70-63	4316	(16) MAGALHÃES, Joana	(8) NAJJUMA, Emma

NEW MEXICO GAME-BY-GAME POINTS-REBOUNDS-ASSISTS

Opponent	Date	Score	3 HOOKS,DEST	4 HARGROVE,A	5 FOSTER,KAI	10 ANTONIO,CA	11 PADILLA,NA	13 MAGALHÃES,	14 PEIXINHO,L	15 JORDON,DRE	20 JONES,TYLE	23 NAJJUMA,EM	24 JOAQUIM,JE
Northern Ariz.	11/03/2025	77-59 W	12-4-3	11-5-5	2-6-1	DNP	9-5-4	8-4-2	0-0-0	2-1-0	2-0-0	6-3-0	0-1-0
at Colorado	11/06/2025	59-84 L	22-7-0	0-4-3	3-0-1	DNP	8-5-0	4-2-0	2-0-0	0-1-0	2-0-1	0-2-1	2-2-1
N.C. A&T	11/09/2025	71-64 W	20-5-2	14-4-3	DNP	DNP	15-4-2	8-3-3	DNP	0-2-0	1-0-0	1-6-1	6-5-0
New Orleans	11/12/2025	99-65 W	16-4-2	5-5-4	DNP	10-3-3	17-2-0	8-1-3	0-1-1	10-5-3	4-2-2	6-4-0	6-6-0
at New Mexico St.	11/16/2025	77-45 W	10-2-1	9-2-0	DNP	10-7-3	14-6-3	4-0-2	0-0-0	6-4-1	6-3-4	0-1-0	2-6-1
UT Martin	11/20/2025	77-45 W	15-4-1	11-5-4	0-1-0	11-5-1	6-1-2	7-2-1	1-3-0	6-3-1	0-2-1	0-2-0	1-10-1
Texas Tech	11/23/2025	57-82 L	24-5-2	3-3-3	DNP	10-3-1	1-5-2	7-1-1	DNP	0-0-0	0-1-1	0-1-1	0-4-0
vs Chicago St.	11/28/2025	80-53 W	14-5-3	2-2-1	DNP	17-4-0	11-6-0	4-3-1	1-1-0	16-1-1	3-2-3	2-10-0	4-6-0
vs Cincinnati	11/29/2025	60-63 L	10-4-0	8-3-2	DNP	8-11-1	19-5-2	5-0-1	DNP	3-1-1	DNP	4-11-1	DNP
at Arizona	12/07/2025	72-69 W	10-4-2	16-4-4	2-3-0	9-3-2	3-1-1	9-4-4	DNP	0-0-0	DNP	8-16-1	DNP
Houston	12/13/2025	63-41 W	12-2-0	11-1-3	3-1-0	4-3-2	5-2-4	10-3-1	0-1-0	2-2-2	0-0-0	0-7-0	13-12-1
Boise St.	12/17/2025	70-63 W	11-2-0	12-5-5	0-0-0	11-6-0	9-4-1	16-2-0	DNP	1-1-0	DNP	4-8-0	0-6-1

Opponent	Date	Score	40 CRAIG,CLAR	44 ABDURRAQIB
Northern Ariz.	11/03/2025	77-59 W	16-5-0	9-0-3
at Colorado	11/06/2025	59-84 L	7-4-1	9-6-0
N.C. A&T	11/09/2025	71-64 W	6-5-0	0-0-1
New Orleans	11/12/2025	99-65 W	9-5-0	8-1-3
at New Mexico St.	11/16/2025	77-45 W	8-8-0	8-0-1
UT Martin	11/20/2025	77-45 W	8-5-2	11-4-1
Texas Tech	11/23/2025	57-82 L	6-4-0	6-1-2
vs Chicago St.	11/28/2025	80-53 W	3-3-1	3-3-2
vs Cincinnati	11/29/2025	60-63 L	0-1-2	3-1-1
at Arizona	12/07/2025	72-69 W	2-3-0	13-1-1
Houston	12/13/2025	63-41 W	DNP	3-4-2
Boise St.	12/17/2025	70-63 W	DNP	6-1-0

NEW MEXICO GAME-BY-GAME

Opponent	Date	Score		Total		3-Pointers		Free throws		Rebounds										
				FG-FGA	PCT	3FG-3FGA	PCT	FT-FTA	PCT	OFF	DEF	TOT	AVG	PF	A	TO	BLK	STL	PTS	AVG
Northern Ariz.	11/03/2025	77-59	W	28-54	.519	8-21	.381	13-23	.565	8	31	39	39.0	21	18	15	3	14	77	77.0
at Colorado	11/06/2025	59-84	L	21-61	.344	9-25	.360	8-13	.615	11	25	36	37.5	16	8	21	3	6	59	68.0
N.C. A&T	11/09/2025	71-64	W	24-64	.375	7-24	.292	16-27	.593	15	21	36	37.0	23	12	16	6	16	71	69.0
New Orleans	11/12/2025	99-65	W	35-67	.522	9-26	.346	20-23	.870	14	27	41	38.0	19	21	21	3	18	99	76.5
at New Mexico St.	11/16/2025	77-45	W	29-54	.537	10-22	.455	9-14	.643	7	36	43	39.0	16	16	23	2	10	77	76.6
UT Martin	11/20/2025	77-45	W	27-64	.422	10-37	.270	13-20	.650	20	36	56	41.8	11	15	17	3	8	77	76.7
Texas Tech	11/23/2025	57-82	L	20-62	.323	7-31	.226	10-16	.625	13	20	33	40.6	21	13	19	2	7	57	73.9
vs Chicago St.	11/28/2025	80-53	W	30-73	.411	11-36	.306	9-18	.500	16	31	47	41.4	17	12	20	1	19	80	74.6
vs Cincinnati	11/29/2025	60-63	L	21-67	.313	8-22	.364	10-14	.714	19	21	40	41.2	15	11	17	1	7	60	73.0
at Arizona	12/07/2025	72-69	W	26-61	.426	11-36	.306	9-11	.818	11	33	44	41.5	21	15	20	3	6	72	72.9
Houston	12/13/2025	63-41	W	26-68	.382	7-23	.304	4-12	.333	13	37	50	42.3	21	15	15	7	12	63	72.0
Boise St.	12/17/2025	70-63	W	27-64	.422	2-19	.105	14-20	.700	14	26	40	42.1	22	7	16	1	12	70	71.8
Total		862		314-759	.414	99-322	.307	135-211	.640	161	344	505	42.1	223	163	220	35	135	862	71.8
Opponents		733		264-709	.372	59-218	.271	146-215	.679	123	305	428	35.7	205	146	226	41	100	733	61.1

OPPONENT GAME-BY-GAME

Opponent	Date	Score		Total		3-Pointers		Free throws		Rebounds										
				FG-FGA	PCT	3FG-3FGA	PCT	FT-FTA	PCT	OFF	DEF	TOT	AVG	PF	A	TO	BLK	STL	PTS	AVG
Northern Ariz.	11/03/2025	77-59	W	19-58	.328	9-27	.333	12-19	.632	10	23	33	33.0	17	11	17	3	6	59	59.0
at Colorado	11/06/2025	59-84	L	34-75	.453	4-20	.200	12-14	.857	16	32	48	40.5	13	17	10	4	15	84	71.5
N.C. A&T	11/09/2025	71-64	W	20-50	.400	6-11	.545	18-29	.621	10	29	39	40.0	22	13	24	7	5	64	69.0
New Orleans	11/12/2025	99-65	W	22-53	.415	8-19	.421	13-17	.765	5	18	23	35.8	20	11	27	0	9	65	68.0
at New Mexico St.	11/16/2025	77-45	W	17-63	.270	2-14	.143	9-12	.750	11	20	31	34.8	13	8	19	3	8	45	63.4
UT Martin	11/20/2025	77-45	W	19-57	.333	3-18	.167	4-5	.800	1	20	21	32.5	21	8	14	3	10	45	60.3
Texas Tech	11/23/2025	57-82	L	28-54	.519	8-22	.364	18-26	.692	9	31	40	33.6	16	20	16	7	9	82	63.4
vs Chicago St.	11/28/2025	80-53	W	20-60	.333	3-15	.200	10-14	.714	10	28	38	34.1	16	7	32	1	9	53	62.1
vs Cincinnati	11/29/2025	60-63	L	24-63	.381	3-16	.188	12-16	.750	18	23	41	34.9	17	12	16	2	5	63	62.2
at Arizona	12/07/2025	72-69	W	24-59	.407	4-16	.250	17-27	.630	7	25	32	34.6	17	17	11	2	11	69	62.9
Houston	12/13/2025	63-41	W	13-57	.228	4-18	.222	11-21	.524	14	33	47	35.7	16	8	21	5	6	41	60.9
Boise St.	12/17/2025	70-63	W	24-60	.400	5-22	.227	10-15	.667	12	23	35	35.7	17	14	19	4	7	63	61.1
Total		733		264-709	.372	59-218	.271	146-215	.640	123	305	428	35.7	205	146	226	41	100	733	61.1
New Mexico		862		314-759	.414	99-322	.307	135-211	.679	161	344	505	42.1	223	163	220	35	135	862	71.8

NEW MEXICO INDIVIDUAL GAME HIGHS

POINTS	24		Destinee Hooks vs Texas Tech (11/23/2025)
	22		Destinee Hooks at Colorado (11/06/2025)
	20		Destinee Hooks vs N.C. A&T (11/09/2025)
	19		Nayli Padilla vs Cincinnati (N) (11/29/2025)
	17		Cacia Antonio vs Chicago St. (N) (11/28/2025)
	17		Nayli Padilla vs New Orleans (11/12/2025)
FIELD GOALS MADE	10		Destinee Hooks vs Texas Tech (11/23/2025)
	8		Destinee Hooks at Colorado (11/06/2025)
FIELD GOAL ATTEMPTS	20		Destinee Hooks at Colorado (11/06/2025)
	18		Destinee Hooks vs Texas Tech (11/23/2025)
FIELD GOAL PERCENTAGE (min 5 made)	.750	(6-8)	Jessie Joaquim vs Houston (12/13/2025)
	.750	(6-8)	Nayli Padilla vs New Orleans (11/12/2025)
3 PT FG MADE	5		Nayli Padilla vs Cincinnati (N) (11/29/2025)
	4		Alyssa Hargrove at Arizona (12/07/2025)
	4		Cacia Antonio vs Chicago St. (N) (11/28/2025)
	4		Nayli Padilla at New Mexico St. (11/16/2025)
3 PT FG ATTEMPTS	10		Nayli Padilla vs Chicago St. (N) (11/28/2025)
	9		Alyssa Hargrove at Arizona (12/07/2025)
3 PT FG PERCENTAGE (min 2 made)	.800	(4-5)	Cacia Antonio vs Chicago St. (N) (11/28/2025)
	.800	(4-5)	Nayli Padilla at New Mexico St. (11/16/2025)
FREE THROWS MADE	8		Clarissa Craig vs Northern Ariz. (11/03/2025)
	5		Cacia Antonio at Arizona (12/07/2025)
	5		Destinee Hooks vs Chicago St. (N) (11/28/2025)
FREE THROW ATTEMPTS	9		Clarissa Craig vs Northern Ariz. (11/03/2025)
	7		Destinee Hooks vs N.C. A&T (11/09/2025)
FREE THROW PERCENTAGE (min 3 made)	1.000	(5-5)	Destinee Hooks vs Chicago St. (N) (11/28/2025)
	1.000	(4-4)	Drew Jordon vs New Orleans (11/12/2025)
REBOUNDS	16		Emma Najjuma at Arizona (12/07/2025)
	12		Jessie Joaquim vs Houston (12/13/2025)
ASSISTS	5		Alyssa Hargrove vs Boise St. (12/17/2025)
	5		Alyssa Hargrove vs Northern Ariz. (11/03/2025)
STEALS	7		Alyssa Hargrove vs New Orleans (11/12/2025)
	6		Joana Magalhães vs N.C. A&T (11/09/2025)
	6		Joana Magalhães vs Northern Ariz. (11/03/2025)
BLOCKED SHOTS	3		Emma Najjuma vs Houston (12/13/2025)
	2		Cacia Antonio vs Houston (12/13/2025)
	2		Emma Najjuma at Arizona (12/07/2025)
	2		Clarissa Craig vs N.C. A&T (11/09/2025)
	2		Emma Najjuma at Colorado (11/06/2025)
TURNOVERS	6		Joana Magalhães at Arizona (12/07/2025)
	6		Destinee Hooks vs N.C. A&T (11/09/2025)
FOULS	5		Emma Najjuma vs Houston (12/13/2025)
	5		Alyssa Hargrove at Arizona (12/07/2025)
	5		Drew Jordon vs Northern Ariz. (11/03/2025)

NEW MEXICO TEAM GAME HIGHS

POINTS	99		New Orleans (11/12/2025)
	80		vs Chicago St. (N) (11/28/2025)
	77		UT Martin (11/20/2025)
	77		at New Mexico St. (11/16/2025)
	77		Northern Ariz. (11/03/2025)
FIELD GOALS MADE	35		New Orleans (11/12/2025)
	30		vs Chicago St. (N) (11/28/2025)
FIELD GOAL ATTEMPTS	73		vs Chicago St. (N) (11/28/2025)
	68		Houston (12/13/2025)
FIELD GOAL PERCENTAGE	.537	(29-54)	at New Mexico St. (11/16/2025)
	.522	(35-67)	New Orleans (11/12/2025)
3 PT FG MADE	11		at Arizona (12/07/2025)
	11		vs Chicago St. (N) (11/28/2025)
3 PT FG ATTEMPTS	37		UT Martin (11/20/2025)
	36		at Arizona (12/07/2025)
	36		vs Chicago St. (N) (11/28/2025)
3 PT FG PERCENTAGE	.455	(10-22)	at New Mexico St. (11/16/2025)
	.381	(8-21)	Northern Ariz. (11/03/2025)
FREE THROWS MADE	20		New Orleans (11/12/2025)
	16		N.C. A&T (11/09/2025)
FREE THROW ATTEMPTS	27		N.C. A&T (11/09/2025)
	23		New Orleans (11/12/2025)
	23		Northern Ariz. (11/03/2025)
FREE THROW PERCENTAGE	.870	(20-23)	New Orleans (11/12/2025)
	.818	(9-11)	at Arizona (12/07/2025)
REBOUNDS	56		UT Martin (11/20/2025)
	50		Houston (12/13/2025)
ASSISTS	21		New Orleans (11/12/2025)
	18		Northern Ariz. (11/03/2025)
STEALS	19		vs Chicago St. (N) (11/28/2025)
	18		New Orleans (11/12/2025)
BLOCKED SHOTS	7		Houston (12/13/2025)
	6		N.C. A&T (11/09/2025)
TURNOVERS	23		at New Mexico St. (11/16/2025)
	21		New Orleans (11/12/2025)
	21		at Colorado (11/06/2025)
FOULS	23		N.C. A&T (11/09/2025)
	22		Boise St. (12/17/2025)

NEW MEXICO LEADERBOARD

Points

##	Player	G	Pts	Pts/G
3	Hooks, Destinee	12	176	14.7
11	Padilla, Nayli	12	117	9.8
4	Hargrove, Alyssa	12	102	8.5
10	Antonio, Cacia	9	90	10.0
13	Magalhães, Joana	12	90	7.5
44	Abdurraqib, Laila	12	79	6.6
40	Craig, Clarissa	10	65	6.5
15	Jordon, Drew	12	46	3.8
24	Joaquim, Jessie	10	34	3.4
23	Najjuma, Emma	12	31	2.6
20	Jones, Tyler	9	18	2.0
5	Foster, Kaia	6	10	1.7
14	Peixinho, Leonor	7	4	0.6

Scoring Average

##	Player	G	Pts	Pts/G
3	Hooks, Destinee	12	176	14.7
10	Antonio, Cacia	9	90	10.0
11	Padilla, Nayli	12	117	9.8
4	Hargrove, Alyssa	12	102	8.5
13	Magalhães, Joana	12	90	7.5
44	Abdurraqib, Laila	12	79	6.6
40	Craig, Clarissa	10	65	6.5
15	Jordon, Drew	12	46	3.8
24	Joaquim, Jessie	10	34	3.4
23	Najjuma, Emma	12	31	2.6
20	Jones, Tyler	9	18	2.0
5	Foster, Kaia	6	10	1.7
14	Peixinho, Leonor	7	4	0.6

Field Goal Percentage

##	Player	FG	Att	Pct
23	Najjuma, Emma	15	24	.625
24	Joaquim, Jessie	13	22	.591
40	Craig, Clarissa	22	39	.564
15	Jordon, Drew	16	33	.485
3	Hooks, Destinee	64	146	.438
10	Antonio, Cacia	34	84	.405
44	Abdurraqib, Laila	25	64	.391
4	Hargrove, Alyssa	37	95	.389
13	Magalhães, Joana	37	95	.389
11	Padilla, Nayli	41	106	.387
5	Foster, Kaia	4	17	.235
20	Jones, Tyler	6	31	.194

Field Goal Attempts

##	Player	G	Att	Att/G
3	Hooks, Destinee	12	146	12.2
11	Padilla, Nayli	12	106	8.8
4	Hargrove, Alyssa	12	95	7.9
13	Magalhães, Joana	12	95	7.9
10	Antonio, Cacia	9	84	9.3

Field Goals Made

##	Player	G	Made	Made/G
3	Hooks, Destinee	12	64	5.3
11	Padilla, Nayli	12	41	3.4
4	Hargrove, Alyssa	12	37	3.1
13	Magalhães, Joana	12	37	3.1
10	Antonio, Cacia	9	34	3.8

3-Point FG Percentage

##	Player	3FG	Att	Pct
40	Craig, Clarissa	1	1	1.000
44	Abdurraqib, Laila	20	48	.417
10	Antonio, Cacia	9	24	.375
11	Padilla, Nayli	25	70	.357
15	Jordon, Drew	2	6	.333
3	Hooks, Destinee	19	59	.322
4	Hargrove, Alyssa	16	51	.314
5	Foster, Kaia	2	13	.154
13	Magalhães, Joana	4	36	.111
20	Jones, Tyler	1	12	.083

3-Point FG Attempts

##	Player	G	Att	Att/G
11	Padilla, Nayli	12	70	5.8
3	Hooks, Destinee	12	59	4.9
4	Hargrove, Alyssa	12	51	4.3
44	Abdurraqib, Laila	12	48	4.0
13	Magalhães, Joana	12	36	3.0

3-Point FG Made

##	Player	G	Made	Made/G
11	Padilla, Nayli	12	25	2.1
44	Abdurraqib, Laila	12	20	1.7
3	Hooks, Destinee	12	19	1.6
4	Hargrove, Alyssa	12	16	1.3
10	Antonio, Cacia	9	9	1.0

NEW MEXICO LEADERBOARD

Free Throw Percentage

##	Player	Made	Att	Pct
4	Hargrove, Alyssa	12	15	.800
40	Craig, Clarissa	20	25	.800
3	Hooks, Destinee	29	41	.707
15	Jordon, Drew	12	18	.667
14	Peixinho, Leonor	4	6	.667
44	Abdurraqib, Laila	9	14	.643
11	Padilla, Nayli	10	16	.625
10	Antonio, Cacia	13	21	.619
13	Magalhães, Joana	12	22	.545
24	Joaquim, Jessie	8	15	.533
20	Jones, Tyler	5	10	.500
23	Najjuma, Emma	1	8	.125

Rebounds

##	Player	G	Reb	Reb/G
23	Najjuma, Emma	12	71	5.9
24	Joaquim, Jessie	10	58	5.8
3	Hooks, Destinee	12	48	4.0
11	Padilla, Nayli	12	46	3.8
10	Antonio, Cacia	9	45	5.0

Rebounds Average

##	Player	G	Reb	Reb/G
23	Najjuma, Emma	12	71	5.9
24	Joaquim, Jessie	10	58	5.8
10	Antonio, Cacia	9	45	5.0
40	Craig, Clarissa	10	43	4.3
3	Hooks, Destinee	12	48	4.0

Offensive Rebounds

##	Player	G	OReb	OReb/G
23	Najjuma, Emma	12	31	2.6
3	Hooks, Destinee	12	24	2.0
10	Antonio, Cacia	9	20	2.2
40	Craig, Clarissa	10	18	1.8
24	Joaquim, Jessie	10	17	1.7

Defensive Rebounds

##	Player	G	DReb	DReb/G
11	Padilla, Nayli	12	41	3.4
24	Joaquim, Jessie	10	41	4.1
23	Najjuma, Emma	12	40	3.3
4	Hargrove, Alyssa	12	34	2.8
10	Antonio, Cacia	9	25	2.8

Free Throw Attempts

##	Player	G	Att	Att/G
3	Hooks, Destinee	12	41	3.4
40	Craig, Clarissa	10	25	2.5
13	Magalhães, Joana	12	22	1.8
10	Antonio, Cacia	9	21	2.3
15	Jordon, Drew	12	18	1.5

Free Throws Made

##	Player	G	Made	Made/G
3	Hooks, Destinee	12	29	2.4
40	Craig, Clarissa	10	20	2.0
10	Antonio, Cacia	9	13	1.4
4	Hargrove, Alyssa	12	12	1.0
13	Magalhães, Joana	12	12	1.0

Assists

##	Player	G	Ast	Ast/G
4	Hargrove, Alyssa	12	37	3.1
11	Padilla, Nayli	12	21	1.8
13	Magalhães, Joana	12	19	1.6
44	Abdurraqib, Laila	12	17	1.4
3	Hooks, Destinee	12	16	1.3

Steals

##	Player	G	Stl	Stl/G
13	Magalhães, Joana	12	25	2.1
4	Hargrove, Alyssa	12	24	2.0
11	Padilla, Nayli	12	18	1.5
3	Hooks, Destinee	12	12	1.0
15	Jordon, Drew	12	12	1.0

Blocked Shots

##	Player	G	Blk	Blk/G
23	Najjuma, Emma	12	11	0.9
40	Craig, Clarissa	10	6	0.6
10	Antonio, Cacia	9	4	0.4
4	Hargrove, Alyssa	12	4	0.3
3	Hooks, Destinee	12	3	0.3

Minutes

##	Player	G	Min	Min/G
11	Padilla, Nayli	12	337	28:04
4	Hargrove, Alyssa	12	293	24:25
3	Hooks, Destinee	12	283	23:33
13	Magalhães, Joana	12	276	22:58
10	Antonio, Cacia	9	221	24:31

NEW MEXICO LEADERBOARD

Fouls

##	Player	G	PF	PF/G
3	Hooks, Destinee	12	31	2.6
13	Magalhães, Joana	12	30	2.5
40	Craig, Clarissa	10	25	2.5
4	Hargrove, Alyssa	12	24	2.0
44	Abdurraqib, Laila	12	24	2.0

Turnovers

##	Player	G	TO	TO/G
3	Hooks, Destinee	12	35	2.9
4	Hargrove, Alyssa	12	30	2.5
13	Magalhães, Joana	12	28	2.3
11	Padilla, Nayli	12	26	2.2
10	Antonio, Cacia	9	22	2.4

Foul Outs

##	Player	G	FO
4	Hargrove, Alyssa	12	1
15	Jordon, Drew	12	1
23	Najjuma, Emma	12	1