



NEW MEXICO LOBOS

2025-26 MEN'S BASKETBALL

X @ UNMLoboMBB | #GoLobos | GoLobos.com

SCHEDULE/RESULTS

OCTOBER

25 at Washington State (ex) L, 66-74
30 NORTHERN ARIZONA (ex) W, 64-54

NOVEMBER

5 EAST TEXAS A&M W, 76-54
8 UT ARLINGTON W, 74-56
11 UC RIVERSIDE W, 82-68
15 at New Mexico State L, 68-76
20 vs. Nebraska @ L, 72-84
21 vs. Mississippi State @ W, 80-78
26 ALABAMA STATE W, 93-87

DECEMBER

1 NM HIGHLANDS W, 97-47
6 SANTA CLARA W, 98-71
10 at VCU W, 81-78
14 FLORIDA GULF COAST W, 75-59
20 SAN JOSE STATE * W, 88-65
30 at Boise State * FS1 9:00

JANUARY

3 WYOMING * CBSSN 6:00
6 at Colorado State * MWN 7:00
10 at Air Force * MWN 1:00
13 GRAND CANYON * Alt2/MWN 7:00
17 at San Diego State * CBSSN 6:00
21 FRESNO STATE * CBSSN 7:00
24 NEVADA * FS1 6:00
27 at UNLV * CBSSN 9:00
31 at San Jose State * CBSSN 8:00

FEBRUARY

4 UTAH STATE * FS1 9:00
7 BOISE STATE * CBSSN 8:00
11 at Grand Canyon * FS1 8:00
17 AIR FORCE * Alt/MWN 7:00
21 at Fresno State * CBSSN 6:00
24 at Nevada * CBSSN 9:00
28 SAN DIEGO STATE * CBS 12:00

MARCH

4 COLORADO STATE * FS1 8:00
7 at Utah State MWN 2:00
11-14 at Mountain West Tournament %

All Times MT and subject to change | * Mountain West Game
@ Hall of Fame Classic (Kansas City, Mo.)
% Mountain West Tournament (Las Vegas, Nev.)

COMMUNICATIONS

Steve Kirkland - Men's Basketball Contact

(434) 825-5241 cell
kirkland@unm.edu email

X @skirkland14

GAME #13 | DEC. 30 | THE PIT | ALBUQUERQUE, NM

NEW MEXICO LOBOS VS. BOISE STATE BRONCOS

10-2 (1-0 MW) 8-4 (0-1 MW)

Head Coach: Eric Olen (Spring Hill '04)

Overall Record: 250-121 (13th)

UNM Record: 10-2 (1st)

vs. BSU: 0-0



Head Coach: Leon Rice (Washington St. '86)

Overall Record: 324-181 (16th)

BSU Record: 324-181 (16th)

vs. UNM: 14-15

NET: 55

KenPom: 67

NET: 47

KenPom: 53



PBP: Trent Rush
Analyst: Miles Simon



PBP: Robert Portnoy
Analyst: Hunter Greene

THE OPENING TIP

- The Lobos look to become the first Mountain West team to record two Quad 1 road wins this season as they visit Boise State
- New Mexico is the only team in the nation to have three freshmen averaging double figure scoring
- UNM is looking to snap a seven-game losing streak in Boise (the Lobos' longest active road losing streak), having last won at ExtraMile Arena in 2017
- Tonight's game is believed to be the first ever Division I matchup between coaches whose names are anagrams (Eric Olen and Leon Rice)
- The Lobos have won six straight December conference games (last loss in 2020)

SERIES HISTORY

Overall: 15-14
Away: 4-9 (4-9 ExtraMile)
Streak: L2

LAST 5 SERIES GAMES

3/14/25	N ^{MW}	L, 69-72
2/19/25	A	L, 78-86
1/17/25	H	W, 84-65
3/14/24	N ^{MW}	W, 76-66
3/2/24	A	L, 79-89

LAST GAME'S STARTERS



1 DEYTON ALBURY
G | 6-3 / 190 | R-Sr. | Nassau, Bahamas

12.5 ppg | 3.9 rpg | 3.5 apg | 23.8 mpg

- Preseason All-Mountain West
- Season-high 22 points (9-12 FG) vs. Santa Clara
- 2024 Atlantic Sun Newcomer of Year



3 LUKE HAUPT
G | 6-7 / 215 | Grad. | San Diego, Calif.

4.9 ppg | 3.9 rpg | 22.3 mpg | 2.7 apg

- 2025 Division II All-West Region at Point Loma Nazarene
- Season-high 11 points vs. UC Riverside in first start as a Lobo



5 ANTONIO CHOL
G | 6-9 / 215 | R-Jr. | Buffalo, N.Y.

10.6 ppg | 3.4 rpg | 26.0 mpg | 0.8 bpg

- 2025 2nd Team NJCAA All-American
- No. 5 prospect nationally by JUCOrecruiting.com
- Season-high 14 pts vs. UCR & FGCU



23 JAKE HALL
G | 6-4 / 200 | Fr. | Carlsbad, Calif.

14.5 ppg | 2.5 rpg | 1.4 apg | 26.8 mpg | 41% 3FG

- Four 20-point games ties UNM freshman record
- Seven 3-pointers vs. Alabama State tied UNM freshman single-game record



35 JT ROCK
C | 7-1 / 255 | R-So. | Sioux Falls, S.D.

5.7 ppg | 3.4 rpg | 0.8 bpg | 12.0 mpg | 57% FG

- 9.8 ppg on 16-22 FGs in December
- Four double figure scoring games in the last five contests
- Matched career high 11 pts vs. SJSU

KEY RESERVES

No.	Pos.	Name	Yr.	Ht. / Wt.	PPG	RPG	Of Note
4	G	Uriah Tenette	Fr.	5-11 / 165	10.9	2.8	Team-high eight double figure games
10	F	Tomislav Buljan	Fr.	6-9 / 250	10.9	9.1	Four double-doubles this season
2	G	Tajavis Miller	Sr.	6-4 / 200	6.6	2.7	2025 Summit League 6th Man of Year
8	G	Chris Howell	R-Sr.	6-6 / 215	5.5	3.0	2025 Big West Hustle Award
31	F	Milos Vicentic	Grad.	6-7 / 210	5.3	1.4	Season-high 19 pts vs. San Jose State
0	G	Kevin Patton, Jr.	Jr.	6-8 / 200	2.6	2.2	2024 WCC All-Freshman Team at USD
29	G	Timéo Pons	Fr.	6-9 / 195	2.2	0.5	Played for France in 2025 FIBA U-19 WC

ERIC OLEN



1st Season at New Mexico

COACHING RECORD

Year	School	Overall	Conf.
2014	UC San Diego	15-11 ^{D2}	11-11
2015	UC San Diego	16-11 ^{D2}	14-8
2016	UC San Diego	24-8 ^{D2}	15-5
2017	UC San Diego	27-6 ^{D2}	17-3
2018	UC San Diego	21-11 ^{D2}	15-7
2019	UC San Diego	26-8 ^{D2}	17-5
2020	UC San Diego	30-1 ^{D2}	21-1
2021	UC San Diego	7-10	-
2022	UC San Diego	13-16	-
2023	UC San Diego	10-20	5-13
2024	UC San Diego	21-12	15-5
2025	UC San Diego	30-5	18-2
2026	New Mexico	10-2	1-0
TOTALS		250-121	152-60

NOTABLE

- 2024 and 2025 Big West Coach of the Year
- 2025 NABC Pacific District Coach of the Year
- Led UC San Diego to a Big West Championship and NCAA Tournament appearance in 2025 in the Tritons' first year of Division I eligibility
- All-time winningest coach at UC San Diego with 240 victories
- Led the Tritons to five straight NCAA Division II Tournament appearances from 2016 to 2020 after the school had just one prior Division II postseason appearance before that span
- In 2020, led UCSD to a 30-1 record and the No. 1 seed for the NCAA West Regional
- In 2019-20, Olen was named the NABC West Region Coach of the Year, leading the Tritons to a No. 4 national ranking in their final season in Division II
- Led UCSD to three California Collegiate Athletic Association (CCAA) regular season titles and four consecutive CCAA tournament crowns as he was the 2017 and 2020 CCAA Coach of the Year

OLEN vs. 2025-26 OPPONENTS

Air Force	first meeting
Alabama State	1-0 (1-0 UNM)
Boise State	first meeting
Colorado State	first meeting
East Texas A&M	1-0 (1-0 UNM)
Florida Gulf Coast	1-0 (1-0 UNM)
Fresno State	first meeting
Grand Canyon	first meeting
Mississippi State	1-0 (1-0 UNM)
Nebraska	0-1 (0-1 UNM)
Nevada	0-1 (0-1 UCSD)
NM Highlands	1-0 (1-0 UNM)
New Mexico State	0-1 (0-1 UNM)
San Diego State	0-4 (0-4 UCSD)
San Jose State	1-0 (1-0 UNM)
Santa Clara	1-0 (1-0 UNM)
UC Riverside	6-6 (5-6 UCSD, 1-0 UNM)
UNLV	first meeting
UT Arlington	1-0 (1-0 UNM)
Utah State	1-0 (1-0 UCSD)
VCU	1-0 (1-0 UNM)
Wyoming	first meeting

THE KIDS ARE ALRIGHT

- New Mexico is the only team in the nation to have three freshmen averaging double-figure scoring with Jake Hall (14.5), Tomislav Buljan (10.9) and Uriah Tenette (10.9 ppg)
- All three have already led the team in scoring in a game this season
- Buljan, who is second in the Mountain West in rebounding at 9.1 per game, is eighth among freshman nationally with four double-doubles
- The three freshmen are currently three of the Lobos' top four scorers (UNM has never had a freshman lead the team in scoring for a season)

DOUBLE DIGIT SCORERS

- Over the first 11 games of the season, 11 different Lobos had a double-figure scoring game
- The 11 players with a double figure game is the most by UNM since 11 in 2018-19
- Seven players have already had multiple double-figure scoring games this season
- In the win against UC Riverside on Nov. 11, six Lobos scored in double figures, UNM's first game with six double-figure scorers in two seasons (vs. Utah State in 2023-24)

FIRING FROM BEHIND THE ARC

- The Lobos have recorded the two highest three-point attempt games in program history this season with 50 vs. New Mexico Highlands on Dec. 1 and 44 against Nebraska on Nov. 20 in the Hall of Fame Classic
- The previous school record was 42 in a double-overtime loss to New Mexico State in 1993-94
- The most in a regulation game (prior to Nebraska) was 39 attempts from deep (on four occasions)
- The Lobos also had 44 3-point attempts in this year's exhibition at Washington State (which would have set the school record had it been a regular season game)
- The Lobos had 19 made threes against New Mexico Highlands on Dec. 1, one shy of the school record of 20 set against Santa Clara in 2003-04
- Jake Hall's 15 3-point attempts against Nebraska was tied for second most by a Lobo in a game, two shy of Elijah Brown's school record 17 3FGA at Air Force in 2015-16

HOME SWEET PIT

- Dating back to last season, UNM has won 19 straight games at The Pit, tied for the fifth-longest active home win streak in the nation
- It is the Lobos' longest home win streak since a 19-game streak spanning the 2008-09 and 2009-10 seasons
- UNM has won 12 straight home MW games, its longest home conference win streak in the MW era and 2nd longest overall (won 20 straight home WAC games from Feb. 10, 1996 to Feb. 26, 1998)
- Since the start of the 2022-23 season, UNM is 52-9 in The Pit

BOMBS AWAY FROM DEEP (ON BOTH ENDS)

- The Lobos have shot 48.1 percent of their field goal attempts this season from deep, on pace to be the highest rate in program history, eclipsing the record of 47.5 set in 2017-18
- On the other end, 51.3 percent of the Lobos' opponents' shots this season have been from deep, the third-highest percentage nationally

ELITE OLEN

- UNM head coach Eric Olen has led his teams to a successful run over the past two seasons, starting last year at UC San Diego before this year at UNM
- Olen's teams have gone 40-7 over the last two seasons (30-5 last year at UCSD, 10-2 this year at UNM), giving him the fourth-best win percentage of any coach in the nation during that span at .851

UNM FRESHMEN TO AVERAGE 10.0 PPG IN A SEASON

14.7	Kenny Thomas (1995-96)
14.5	Jake Hall (2025-26)
12.4	JT Toppin (2023-24)
12.3	Phil Smith (1980-81)
11.6	Kendall Williams (2010-11)
10.9	Tomislav Buljan (2025-26)
10.9	Uriah Tenette (2025-26)
10.6	Michael Johnson (1979-80)
10.5	Clayton Shields (1994-95)
10.2	John Robinson II (1998-99)

LONGEST ACTIVE HOME WIN STREAKS (thru games of 12/28)

25	St. Thomas
23	Duke
22	Miami (OH)
22	Akron
19	New Mexico
19	Louisville
18	Utah Valley
17	Saint Mary's
16	McNeese

BEST COACH WINNING PCT LAST 2 SEASONS (thru games of 12/28)

.902 (46-5)	Jon Scheyer (Duke)
.885 (46-6)	Kelvin Sampson (Houston)
.872 (41-6)	Ben McCollum (Duke/Lowe)
.851 (40-7)	Eric Olen (UCSD/New Mexico)
.846 (44-8)	Todd Golden (Florida)
.837 (41-8)	Tom Izzo (Michigan State)
.837 (41-8)	Randy Bennett (Saint Mary's)
.830 (39-8)	Ryan Odom (VCU/Virginia)
.813 (39-9)	Rick Pitino (St. John's)

MEDIA SCHEDULE

DEC. 30 Tuesday	DEC. 31 Wednesday	JAN. 1 Thursday	JAN. 2 Friday	JAN. 3 Saturday	JAN. 4 Sunday	JAN. 5 Monday
GAMEDAY at Boise State 9:00 pm			INTERVIEWS 9:00 am Press Room	GAMEDAY vs. Wyoming 6:00 pm		

RANKINGS

ASSOCIATED PRESS (12/22)

1	Arizona (38)	11-0	1428
2	Michigan (19)	11-0	1408
3	Iowa State (1)	12-0	1320
4	UConn	12-1	1281
5	Purdue	11-1	1174
6	Duke	11-1	1148
7	Gonzaga	12-1	1080
8	Houston	11-1	1061
9	Michigan State	11-1	985
10	BYU	11-1	966
11	Vanderbilt	12-0	810
12	North Carolina	11-1	806
13	Nebraska	12-0	704
14	Alabama	9-3	638
15	Texas Tech	9-3	588
16	Louisville	10-2	555
17	Kansas	9-3	494
18	Arkansas	9-3	470
19	Tennessee	9-3	460
20	Illinois	8-3	429
21	Virginia	10-1	252
22	Florida	8-4	215
23	Georgia	10-1	127
24	USC	12-1	92
25	Iowa	10-2	79

Others receiving votes: Kentucky 78, Seton Hall 49, Auburn 39, St. John's 23, California 19, LSU 17, UCLA 13, Clemson 9, Miami (OH) 6, **Utah State 5**, Arizona State 5, Miami 4, Indiana 4, Saint Louis 3, Belmont 2, UCF 1, Baylor 1, Oklahoma State 1, NC State 1

COACHES (12/29)

1	Michigan (20)	11-0	764
2	Arizona (11)	12-0	753
3	Iowa State	12-0	700
4	UConn	12-1	670
5	Duke	11-1	611
6	Purdue	11-1	605
7	Gonzaga	13-1	584
8	Houston	11-1	570
9	Michigan State	11-1	527
10	BYU	12-1	521
11	Vanderbilt	12-0	423
12	North Carolina	12-1	401
13	Nebraska	12-0	357
	Louisville	10-2	357
15	Alabama	9-3	315
16	Texas Tech	10-3	305
17	Kansas	10-3	281
18	Arkansas	9-3	240
19	Illinois	9-3	237
20	Tennessee	9-3	219
21	Virginia	11-1	175
22	Florida	8-4	143
23	Iowa	10-2	91
24	Georgia	11-1	65
25	St. John's	8-4	38

Others receiving votes: Kentucky 35, USC 25, **Utah State 14**, Auburn 7, Saint Louis 6, Clemson 6, Seton Hall 5, Oklahoma State 5, Yale 4, UCLA 4, Saint Mary's 4, LSU 3, California 2, Villanova 1, Miami (OH) 1, Indiana 1.

2025-26 Opponents in Bold

NEED A THREE? BETTER CALL HALL

- Jake Hall leads all freshmen nationally with 35 made 3-pointers
- He made seven 3-pointers against Alabama State on Nov. 25, tying the UNM freshman single game record
- He also had six 3-pointers vs. Nebraska, making him the only UNM freshman to ever have multiple games with at least six 3-pointers
- Over the first 12 games of his career, Hall has made 35 3-pointers, the most ever by a UNM freshman through the first 12 games of the season
- He is on pace to break the UNM freshman record for 3-pointers in a season of 55, set by Kendall Williams in 2010-11

IN HIS TEENS, SCORING IN THE 20s

- Jake Hall leads Mountain West freshmen and ranked T-10th nationally among freshmen with four 20-point games this season
- He has tied the UNM record for 20-point games by a freshman with four (tying Kenny Thomas, Charles Smith and Phil Smith)
- With 24 points against Alabama State on Nov. 26 and 21 points vs. New Mexico Highlands on Dec. 1, Hall became the second freshman in UNM to have consecutive 20-point games (Kenny Thomas with 26 points vs. San Diego State and 24 vs. Hawaii in January of 1996)

THE CROATIAN REBOUNDING SENSATION

- Tomislav Buljan is second in the Mountain West in rebounding at 9.1 per game, a rate that ranks top-40 nationally and fifth nationally among freshmen
- His 21-rebound performance against Mississippi State in the Hall of Fame Classic set a UNM freshman record and is tied for the highest single-game rebounding total in the nation this season against a Division I opponent
- He became the first player to have a 21-rebound game against an SEC team in over two years (Kansas' Hunter Dickinson had 21 vs. Kentucky in the 2023 NCAA Tournament)
- Buljan became the third Lobo freshman to have multiple 15-rebound games (Kenny Thomas and JT Toppin)
- His 16 defensive rebounds against Mississippi State tied the UNM single-game record (all players) since the NCAA started differentiating between offensive/defensive rebounds in 1986-87
- Buljan was named to the Hall of Fame Classic All-Tournament team and was the Mountain West Freshman of the Week for his performances in Kansas City

DRAWING CONTACT

- Deyton Albury leads the Mountain West and ranks 22nd nationally with 7.7 fouls drawn per 40 minutes
- Since 2002 when KenPom started tracking FD/40, Albury's rate is the second highest by a Lobo, just behind the high of 7.8 FD/40 by Danny Granger in 2003-04
- Albury has drawn at least six fouls in four games this season, highlighted by a season-high eight fouls drawn at New Mexico State on Nov. 15
- Against Alabama State, Albury drew seven fouls to create a season-high 14 free throw attempts

URIAH HOOPS

- Uriah Tenette is averaging 10.9 points per game, ranking second nationally among freshman under 6-0 (Virginia's Chance Mallory at 11.1 ppg)
- Tenette had a streak of six straight double figure scoring games from Nov. 15 to Dec. 6, tied for the fifth-longest streak by a UNM freshman, and tied for the longest consecutive double figure scoring streak by a UNM freshman in the Mountain West era

MOST 3-POINTERS IN A GAME BY A UNM FRESHMAN

7	Jake Hall	vs. Alabama State (11/26/25)
7	Kevin Henry	vs. Holy Cross (12/29/97)
6	Jake Hall	vs. Nebraska (11/20/25)
6	Makuach Maluach	at Air Force (2/10/18)
6	Cullen Neal	vs. Marquette (12/21/13)

UNM MOST 3's BY FRESHMEN

55	Kendall Williams	(10-11)
54	John Robinson II	(98-99)
44	Kevin Henry	(97-98)
42	Cullen Neal	(13-14)
40	Charles Smith	(93-94)
40	Rob Robbins	(87-88)
36	Hugh Greenwood	(11-12)
35	Jake Hall	(25-26)
34	Phillip McDonald	(08-09)

20-POINT GAMES BY UNM FRESHMEN

4	Jake Hall	(2025-26)
4	Kenny Thomas	(1995-96)
4	Charles Smith	(1993-94)
4	Phil Smith	(1980-81)
3	JT Toppin	(2023-24)
3	Makuach Maluach	(2017-18)
3	Willie Banks	(1988-89)

15-REBOUND GAMES BY UNM FRESHMEN

2	Tomislav Buljan	(2025-26)
2	Kenny Thomas	(1995-96)
2	JT Toppin	(2023-24)

UNM FRESHMEN CONSECUTIVE DOUBLE-FIGURE GAMES

15	Kenny Thomas	(11/24/95-1/15/96)
11	Clayton Shields	(11/17/94-1/2/95)
10	Kenny Thomas	(2/10/96-3/9/96)
7	John Robinson II	(11/24/98-1/7/99)
6	Uriah Tenette	(11/15/25-12/6/25)
6	Tru Washington	(11/22/23-12/9/23)

QUICK FACTS

THE UNIVERSITY OF NEW MEXICO

Location	Albuquerque, N.M.
Founded	1889 by Territorial Legislature
Enrollment	23,228
Nickname	Lobos
Colors	Cherry (PMS 200) & Silver (PMS 428)
Conference	Mountain West

National Affiliation	NCAA Division I
President	Dr. Garnett S. Stokes
Director of Athletics	vacant
Facility	The Pit
Capacity	15,411
Age	Built in 1966 (Renovated in 2009-10)



2025-26 LOBO BASKETBALL

DOUBLE TIME

DOUBLE-DOUBLES

	2025-26	CAREER	STREAK
Tomislav Buljan	4	4	-
Luke Haupt	-	6	-
Deyton Albury	-	3	-
Tajavis Miller	-	3	-
Milos Vicentic	-	2	-

DOUBLE FIGURE POINTS

	2025-26	CAREER	STREAK
Deyton Albury	8	47	4
Jake Hall	8	8	3
Uriah Tenette	8	8	1
Tomislav Buljan	7	7	-
Antonio Chol	7	7	-
JT Rock	4	4	2
Tajavis Miller	3	46	-
Milos Vicentic	1	58	1
Luke Haupt	1	55	-
Chris Howell	1	6	-
Timeo Pons	1	1	-
Kevin Patton, Jr.	-	16	-

DOUBLE FIGURE REBOUNDS

	2025-26	CAREER	STREAK
Tomislav Buljan	5	5	-
Luke Haupt	-	6	-
Tajavis Miller	-	5	-
Deyton Albury	-	2	-
Milos Vicentic	-	2	-
Kevin Patton, Jr.	-	1	-

BIG TIME GAMES

20-POINT GAMES

	2025-26	CAREER	STREAK
Jake Hall	4	4	-
Deyton Albury	1	12	-
Milos Vicentic	-	28	-
Luke Haupt	-	7	-
Tajavis Miller	-	4	-

30-POINT GAMES (40 pt)

	2025-26	CAREER	STREAK
Milos Vicentic	-	4 (1)	-

20-REBOUND GAMES

	2025-26	CAREER	STREAK
Tomislav Buljan	1	1	-

10-ASSIST GAMES

	2025-26	CAREER	STREAK
Luke Haupt	-	2	-
Deyton Albury	-	1	-

% Career totals include games at previous schools (NCAA Division I)

COUNT IT, AND ONE!

AND ONES...

	2025-26	CAREER [^]
Tomislav Buljan	5	5
Uriah Tenette	3	3
Deyton Albury	3	3
Jake Hall	3	3
Tajavis Miller	2	2
Kevin Patton, Jr.	2	2
Luke Haupt	2	2
JT Rock	2	2

* made FG while fouled, followed by a made FT | ^ UNM career only | (#) - 4pt plays

ROCKin AROUND THE CHRISTMAS TREE

- Since December started, JT Rock has raised his game, raising his numbers in scoring, rebounds and blocks
- In the last five games, Rock is averaging 9.8 points and 6.2 rebounds per game, shooting 16-of-22 from the floor and 15-of-19 from the line
- The win over Santa Clara on Dec. 6 saw Rock score a career-high 11 points, which he matched against San Jose State on Dec. 20 in his first career start

ROCK BREAKDOWN		
	Nov.	Dec.
Points/G	2.7	9.8
Reb/G	1.4	6.2
FG%	.400	.727
Dbl Fig Gms	0	4
Blocks	3	7

SERIES HISTORY

- New Mexico leads 15-14 all-time, with Boise State leading 9-4 at ExtraMile Arena
- The teams each won at home last season, before Boise State won a Mountain West Tournament semifinal matchup
- The Lobos have lost seven straight in Boise, their longest active road losing streak, having not won in Idaho since 2017

LAST TIME OUT

- New Mexico began Mountain West play with an 88-65 victory over San Jose State on Dec. 20 at The Pit
- UNM improved to 12-0 in Mountain West openers in The Pit
- Milos Vicentic led the Lobos with 19 points, the most of his Division I career, becoming the seventh different Lobo to lead the team in scoring this season
- The Lobos shot 83.3% (20-24) from 2-point range, their highest 2-point FG% since Feb. 28, 2018 (shot 27-31 for 87.1% inside the arc in a 108-87 win at Colorado State)

NON-CONFERENCE SUCCESS

- New Mexico finished non-conference play with a 9-2 record this season, giving the Lobos a 43-6 regular season non-conference record since the start of the 2022-23 season (13-0 in '23, 12-1 in '24, 8-3 last year, 9-2 this year)
- The Lobos' .878 win percentage in those games is the fifth-best record nationally over that span

BEST REGULAR SEASON NON-CONF. RECORD since '23	
.907	Purdue (39-4)
.898	Houston (44-5)
.894	Utah State (42-5)
.886	Connecticut (39-5)
.878	New Mexico (43-6)
.875	Iowa State (42-6)

GETTING DEFENSIVE

- In the season-opening win over East Texas A&M, the Lobos allowed .701 points per possession to the Lions, the sixth-lowest rate allowed by UNM over the past 13 seasons (2nd-lowest over the last seven years)
- East Texas A&M's 14 first-half points were T-6th lowest point total in a half allowed by the Lobos, and the fewest first-half points allowed since 2016-17 (11 by Arkansas-Pine Bluff in 2016-17)
- The Lobos forced at least 20 turnovers in each of the first two games of a season for the first time since 2017-18

UNM Best PPP allowed vs. Division I opponents (since '13)	
.574	Ark.-Pine Bluff (12/17/16)
.647	San Jose St (1/31/15)
.681	Fresno St (1/12/13)
.682	Wyoming (1/19/19)
.695	at Air Force (2/8/25)
.701	E. Texas A&M (11/5/25)
.713	San Diego St. (1/11/25)

ALLOWING SINGLE DIGITS

- Against New Mexico Highlands (Dec. 1) and Florida Gulf Coast (Dec. 14), UNM did not allow a double-digit scorer by an opponent
- Since 1985-86 (when the shot clock was introduced), it marks just the eighth and ninth times the Lobos have not allowed an opposing player to score in double figures
- Prior to this season, it had occurred just once in the previous 10 seasons combined (2024 vs. Nevada)
- This season marks just the second time in the shot clock era that UNM has accomplished the feat twice in a season (in 2014-15, UNM did it in back-to-back games at Valparaiso and hosting Louisiana-Monroe)

WHAT A DEBUT

- Lobo freshmen made a statement in their collegiate debuts in the season opener vs. East Texas A&M
- Jake Hall and Tomislav Buljan started, marking the first time since 2010-11 that the Lobos started two freshmen in the season opener (Kendall Williams, Alex Kirk)
- Hall and Uriah Tenette each scored 14 points, marking the first time since 2007-08 that a freshman led UNM in scoring in a season opener (Jonathan Wills had 13 points in a win at Colorado)
- Buljan had 15 rebounds, the most ever by a Lobo freshman in his collegiate debut and T-5th most in any game by a UNM freshman (only Kenny Thomas and JT Toppin ever had more rebounds in a game as a Lobo freshman)



2025-26 LOBO BASKETBALL

MW & NCAA LEADERS

TEAM - MOUNTAIN WEST LEADERS

	Value	NCAA Rank	MW Rank
FG% Defense	39.7	46th	1st
Def. Rebounds/Gm	26.8	97th	1st
3-Point Attempts/Gm	28.7	43rd	1st

TEAM - OTHER TOP 50 NCAA

	Value	NCAA Rank	MW Rank
FT%	77.5	19th	2nd
Turnover Margin	+3.3	50th	3rd
Win Percentage	.833	38th	2nd

INDIVIDUAL - MOUNTAIN WEST LEADERS

INDIVIDUAL - OTHER TOP 50 NCAA

	Value	NCAA Rank	MW Rank
Tomislav Buljan			
Double-Doubles	4	47th	3rd
Rebounds/Gm	9.1	36th	2nd
Off. Reb/Gm	3.2	47th	2nd

HOME SWEET HOME AT NEW MEXICO

- UNM completed an undefeated calendar year at home in both football (6-0) and men's basketball (17-0 with a win) for the first time since 1926 (when UNM football was 4-0 at home 1926 and basketball was 8-0 at home)
- The Lobos are the only Division I school to not lose a home football or men's basketball game in calendar year 2025
- UNM is the first FBS school to accomplish the feat in three years, since Tennessee was undefeated at home in both sports in calendar year 2022
- The Lobos is the sixth Mountain West school, and the first in over a decade, to accomplish the feat, joining San Diego State (2014) and BYU (2001, 2006, 2007, 2008)

NEW LOOK LOBOS

- New Mexico has a roster that includes no returning players for the first time in program history
- The Lobos are one of nine teams nationally to return no players from last season, while also being one of 10 to return no minutes and one of 14 to return no points from last season
- UNM joins Arkansas State and North Texas as the only teams in the nation to not return a single player, coach or basketball staff member from last year

NOTHING IS OVER UNTIL WE DECIDE IT IS!

- The Lobos mounted a massive comeback to defeat Alabama State 93-87 on Nov. 26
- UNM trailed by 15 early in the second half, marking the Lobos' largest comeback since a 16-point comeback against Wyoming in the 2019 Mountain West Tournament
- The Lobos trailed by 15 with 16:45 left to play, the second-latest in a game UNM has trailed by 15 points and rallied for a win (trailed Boise State 76-61 with 6:00 to go in an 80-78 win on Feb. 17, 2016)
- UNM trailed ASU by 13 at the half, T-7th largest halftime deficit overcome to win, and the largest since rallying from down 14 at the half to win last season at Wyoming (Jan. 7, 2025)

UP NEXT

- The Lobos return home to host Wyoming on Saturday, Jan. 3
- It will be the only meeting between the teams this season as Laramie is the only Mountain West venue the Lobos don't visit this season
- The Lobos have won five straight against the Cowboys, their longest active win streak against a Mountain West opponent
- Game time is 6 pm and the game will air on CBSSN

FBS UNDEFEATED AT HOME IN A CALENDAR YEAR IN FB & MBB

	(last 10 years)
2025	New Mexico
2022	Tennessee
2021	Alabama, Baylor, Houston
2020	Liberty, Oregon

MW UNDEFEATED AT HOME IN A CALENDAR YEAR IN FB & MBB

2025	New Mexico
2014	San Diego State
2008	BYU
2007	BYU
2006	BYU
2001	BYU

DIVISION I TEAMS IN 2025-26 THAT RETURN...

0 Starters	numerous
0 Points	14 teams
0 Minutes	10 teams
0 Players	9 teams
0 Players or coaches	3 teams (UNM, Arkansas St North Texas)



2025-26 LOBO BASKETBALL

2025-26 ROSTER

NO.	PLAYER	PRONUNCIATION	POS.	YR.	HT.	HOMETOWN	SOCIAL	
0	KEVIN PATTON, Jr.		G	Jr.	6-8	Murrieta, Calif.	X @kevinjr_0	📷 kevinpattonjr
1	DEYTON ALBURY	dayton all-BURR-ee	G	R-Sr.	6-3	Nassau, Bahamas	X @deyton242	📷 deyton242
2	TAJAVIS MILLER	tuh-JAY-viss	G	Sr.	6-4	Commerce, Texas		📷 _jmiller2_
3	LUKE HAUPT	HOPPED	G	Grad.	6-7	San Diego, Calif.		📷 lukehaupt2
4	URIAH TENETTE	yur-EYE-ah ten-NET	G	Fr.	5-11	Prescott, Ariz.	X @uriahtenette	📷 uriahtenette
5	ANTONIO CHOL	CHOLE (<i>rhymes with hole</i>)	G	R-Jr.	6-9	Buffalo, N.Y.	X @slimxtonio	📷 antoniochol5
7	SIR MARIUS JONES	MARE-ee-us	G	Fr.	6-4	Oroville, Calif.		📷 jones.boy_5
8	CHRIS HOWELL		G	R-Sr.	6-6	San Diego, Calif.		📷 chrispykreme15
10	TOMISLAV BULJAN	tom-ah-slav BOOL-yahn	F	Fr.	6-9	Split, Croatia		📷 t.buljan
11	KALLAI PATTON	kah-LIE	G	R-Fr.	6-4	Murrieta, Calif.	X @kallaipatton	📷 kallaipatton
23	JAKE HALL		G	Fr.	6-4	Carlsbad, Calif.	X @jake_hall7	📷 jakehall.23
29	TIMÉO PONS	tim-AY-oh POHNse	G	Fr.	6-9	Les Sables-d'Olonne, France	X @timeo_pns	📷 timeo.pns
31	MILOS VICENTIC	ME-lowsh vee-CHEN-tich	F	Grad.	6-8	Belgrade, Serbia	X @Vicentic_31	📷 milosvicentic
35	JT ROCK		C	R-So.	7-1	Sioux Falls, S.D.	X @JTRock12	📷 jt_rock12

Head Coach:	Eric Olen (Spring Hill '04)	1st season at UNM
Assistant Coach:	Mikey Howell (UC San Diego '21)	1st season at UNM
Assistant Coach:	Mike Roberts (Indiana '05)	1st season at UNM
Assistant Coach:	Sam Stapleton (Occidental '13)	1st season at UNM
Assistant Coach:	Tom Tankelewicz (Western Carolina '14)	1st season at UNM
Assistant Coach:	Michael Wilder (UC Irvine '13)	1st season at UNM
Special Assistant to Head Coach:	Scott Waterman (Occidental '02)	1st season at UNM
Director of Basketball Operations:	Tahlia Garza (UC Irvine '21)	1st season at UNM
Athletic Performance Coach:	Charisse Williams (Lindenwood '19)	1st season at UNM
Graduate Assistant:	Jonah Simental (UC San Diego '24)	1st season at UNM
Athletic Trainer:	Rob Rimorin (New Mexico '06)	16th year at UNM
Communications:	Steve Kirkland (Penn State '01)	5th season at UNM
Creative Services & Digital Strategy:	Matt Villareal (Oklahoma State '19)	1st season at UNM

THE LAST TIME

A NEW MEXICO PLAYER...

- **Scored 30 points:** Donovan Dent (33) at Nevada (3/4/25)
- **Scored 35 points:** Donovan Dent (40) vs. VCU (12/18/24)
- **Scored 40 points:** Donovan Dent (40) vs. VCU (12/18/24)
- **Two players with 20 points:** Nelly Junior Joseph (26) and Donovan Dent (20), vs. UNLV (3/7/25)
- **Two players with 25 points:** Donovan Dent (30) and Mustapha Amzil (28), vs. Arizona State (11/28/24)
- **Three players with 20 points:** Corey Manigault (28), Zane Martin (23) & Vance Jackson (20) vs. Wyoming (2/8/20)
- **20-point game off the bench:** CJ Noland (23) at Fresno State (12/31/24)
- **20-points in one half:** Jake Hall (21⁺) vs. Alabama State (11/26/25)
- **A player with back-to-back 30-point games:** Ruben Douglas (2/24/03-3/1/03)
- **One player scored in double figures:** at Nevada (3/4/25)
- **No players scored in double figures:** at Boise State (12/23/20)
- **Five players scored in double figures:** vs. San Jose State (12/20/25)
- **All five starters scored in double figures:** vs. UC Riverside (11/11/25)
- **Six players scored in double figures:** vs. NM Highlands (12/1/25)
- **Had 15 rebounds:** Tomislav Buljan (21) vs. Mississippi State (11/21/25)
- **Had 20 rebounds:** Tomislav Buljan (21) vs. Mississippi State (11/21/25)
- **Two players with 10 rebounds:** Nelly Junior Joseph (12) & Filip Borovicanin (11) at Wyoming (1/7/25)
- **Double-Double:** Tomislav Buljan vs. Santa Clara (12/6/25)
- **Two players had a double-double:** Nelly Junior Joseph & Filip Borovicanin at Wyoming (1/7/25)
- **Three players had a double-double:** Nelly Junior Joseph, Mustapha Amzil and Donovan Dent vs. Nicholls (11/4/24)
- **Double-Double with points and assists:** Donovan Dent at Boise State (2/19/25)
- **Four Double-Doubles in a row:** Nelly Junior Joseph [5] (1/20/25-2/8/25)
- **Triple-Double:** Luc Longley vs. Penn State (3/28/90) *NIT*
- **20 points and 20 rebounds:** Carlton Bragg (22/20) at Wyoming (3/9/19)
- **10 assists:** Donovan Dent (11) at Boise State (2/19/25)
- **5 Blocked Shots:** Nelly Junior Joseph (5) vs. Colorado State (2/5/25)
- **5 Steals:** Tru Washington (5) at San Jose State (1/14/25)
- **Led UNM in Points, Rebounds and Assists:** Makuach Malauch at Fresno State (1/30/21)
- **Hit a last second shot to win a game (1.0 or later):** Nelly Junior Joseph vs. Nevada (1/3/25), jumper as time expired in OT to win 82-81
- **Played the entire game:** Donovan Dent vs. Utah State (2/16/25)
- **Played 40 or more minutes:** Donovan Dent vs. Utah State (2/16/25)

NEW MEXICO TEAM...

- **Won in Overtime:** 82-81 vs. Nevada (1/3/25)
- **Lost in Overtime:** 83-89 vs. New Mexico State (12/7/24)
- **Played Two Overtimes:** L, 94-97 (2ot) at Nevada (1/23/23)
- **Played Three Overtimes:** W, 104-99 (3ot) vs. Fresno State (3/8/96) *WACT*
- **Shot 70 percent for a Half:** 73.3 (22-30)², vs. Houston Baptist (12/22/19)
- **Shot 60 percent in a Game:** 60.3 (47-78) vs. Western New Mexico (12/14/24)
- **Shot less than 30 percent in a Game:** 29.7 (19-64) vs. Clemson (3/22/24) *NCAA*
- **Shot 90 percent from the free throw line:** 100.0 (15-15) vs. Boise State (1/17/25)
- **Shot 50 percent from 3-point line:** 64.3 (9-14) vs. Colorado State (2/5/25)
- **Shot less than 30 percent in a half:** 18.5 (5-27)¹, at Wyoming (1/7/25)
- **Shot less than 20 percent in a half:** 18.5 (5-27)¹, at Wyoming (1/7/25)
- **Shot 55 percent or better and lost:** 59.6 (31-52) vs. New Mexico State (11/17/18)
- **Attempted 50 FTs:** 52 at UTEP (1/2/08)
- **Made 30 FTs:** 31 vs. Nevada (1/3/25)
- **Made 10 3-pt FGs:** 11, vs. San Jose State (12/20/25)
- **Failed to make a 3-pt FG:** vs. Washington State (12/25/15)
- **Had 50 rebounds:** 50, vs. NM Highlands (12/1/25)
- **Had 25 assists:** 26, vs. NM Highlands (12/1/25)
- **Had 15 steals:** 17, vs. Western New Mexico (12/14/24)
- **Had 10 blocks:** 10, vs. Nicholls (11/4/24)
- **Scored 50 pts in a half:** 53², vs. Santa Clara (12/6/25)
- **Scored 60 pts in a half:** 62², vs. Western New Mexico (12/14/24)
- **Scored 100 pts (MW):** 103, at Fresno State (12/31/24)
- **Scored 100 pts (non-conf):** 122, vs. Western New Mexico (12/14/24)
- **Scored under 20 pts in 1st half:** 18, at Wyoming (1/7/25)
- **Scored under 20 pts in 2nd half:** 18, at UNLV (1/18/21)
- **Scored under 50 pts in a game:** 47, at San Diego State (1/31/22)
- **Never trailed:** vs. Air Force (3/1/25)

AN OPPOSING PLAYER...

- **Scored 30 points:** Asjon Anderson (30), Alabama State (11/26/25)
- **Scored 35 points:** Max Rice (35), Boise State (1/31/24)
- **Scored 40 points:** Jordan Caroline (45), Nevada (1/7/17)
- **Two players with 20 points:** Josh Hubbard (29) & Jayden Epps (21), vs. Mississippi State (11/21/25)
- **Two players with 25 points:** Graham Ike (29) & Hunter Maldonado (25), at Wyoming (1/22/22)
- **Three players with 20 points:** Will Baker (28), Jarod Lucas (22) & Kenan Blackshear (20), at Nevada (1/13/23)
- **20-point game off the bench:** Braden Frager (20), vs. Nebraska (11/20/25)
- **One player scored in double figures:** East Texas A&M (11/5/25)
- **No players scored in double figures:** Florida Gulf Coast (12/14/25)
- **Five players scored in double figures:** Alabama State (11/26/25)
- **All five starters scored in double figures:** at St. John's (11/17/24)
- **Six players scored in double figures:** Utah State (1/8/22)
- **Had 15 rebounds:** Tyler Bilodeau (15), vs. UCLA (11/8/24)
- **Had 20 rebounds:** Ryan Watkins (22), Boise State (1/21/14)
- **Two players with 10 rebounds:** RJ Luis, Jr. (11) & Zuby Ejiofor (10), at St. John's (11/17/24)
- **Double-Double:** Robert Vaihola, vs. San Jose State (3/13/25)
- **Two players had a double-double:** RJ Luis, Jr. & Zuby Ejiofor, at St. John's (11/17/24)
- **Double-Double with points and assists:** Drake Allen, Utah State (2/16/25)
- **Triple-Double:** Omari Moore, at San Jose State (2/20/22)
- **10 assists:** Alvaro Cardenas (12), vs. Boise State (3/14/25)
- **5 Blocked Shots:** Nick Davidson (5), Nevada (1/3/25)
- **5 Steals:** Alvaro Cardenas (5), at Boise State (2/19/25)
- **Hit a last second shot to win a game (1.0 or later):** Lamont Butler, San Diego State (2/25/23), three-pointer as time expired to win 73-71

OPPONENT TEAM...

- **Shot 70 percent for a Half:** 73.1 (19-26)², at Air Force (2/10/23)
- **Shot 60 percent in a Game:** 66.0 (35-53) at Air Force (2/10/23)
- **Shot less than 30 percent in a Game:** 29.4 (20-68), Boise State (3/14/24) *MWT*
- **Shot 90 percent from the free throw line:** 100.0 (5-5), at San Jose State (1/24/24)
- **Shot 50 percent from 3-point line:** 51.9 (14-27), UC Riverside (11/11/25)
- **Shot less than 30 percent in a half:** 29.2 (7-24)¹, NM Highlands (12/1/25)
- **Shot less than 20 percent in a half:** 18.5 (5-27)¹, at Fresno State (1/28/21)
- **Shot 55 percent or better and lost:** 57.8 (37-64) at Wyoming (2/20/18)
- **Attempted 50 FTs:** 50, New Mexico State (12/11/82)
- **Made 30 FTs:** 35, Utah State (3/14/19)
- **Made 10 3-pt FGs:** 11, San Jose State (12/20/25)
- **Failed to make a 3-pt FG:** New Mexico State (12/16/15)
- **Had 50 rebounds:** 52, Boise State (1/15/22)
- **Had 25 assists:** 27, at Colorado State (3/3/21)
- **Had 15 steals:** 15, UAB (11/25/21)
- **Had 10 blocks:** 10, Utah State (1/6/21)
- **Scored 50 pts in a half:** 51¹ Alabama State (11/26/25)
- **Scored 60 pts in a half:** 61², at Wyoming (2/20/18)
- **Scored 100 pts (MW):** 105, at Colorado State (1/15/20)
- **Scored 100 pts (non-conf):** 100, at New Mexico State (12/4/18)
- **Scored under 20 pts in 1st half:** 19, UT Arlington (11/8/25)
- **Scored under 20 pts in 2nd half:** 19, New Mexico State (12/3/14)
- **Scored under 50 pts in a game:** 47, NM Highlands (12/1/25)
- **Never trailed:** vs. Nebraska (11/20/25)

COMEBACKS...

	New Mexico Comeback	Opponent Comeback
Trailing at Half	at VCU (12/10/25) ^{41-46 / 81-78}	vs. Mich State (3/25/25) ^{29-31 / 71-63}
Trailing w/8:00 left	vs. Wyoming (2/12/25) ^{51-56 / 71-67}	vs. Arizona St (11/28/24) ^{60-62 / 85-82}
Trailing w/4:00 left	vs. Alabama St (11/26/25) ^{82-83 / 93-87}	Air Force (2/24/24) ^{67-70 / 78-77}
Trailing w/2:00 left	at Wyoming (12/31/22) ^{72-74 / 76-75}	Air Force (2/24/24) ^{70-72 / 78-77}
Trailing w/1:00 left	vs. Miss State (11/21/25) ^{76-77 / 80-78}	vs. Boise St (3/14/25) ^{65-66 / 72-69}
Trailing any pt in final 30 sec of 2nd half or 30 sec of OT	Nevada (1/3/25) ^{80-81(01 ot) / 82-81}	at SJSU (1/14/25) ^{69-70 (03) / 71-70}



2025-26 LOBO BASKETBALL

WASHINGTON ST. NEW MEXICO

74
66

GAME #0 (exhibition)
Oct. 25, 2025
Beasley Coliseum (670)
Pullman, WA

UNM	FG	3FG	FT	O-D-T	PF	TP	A	TO	BS	S	MP
5 Chol*	3-7	2-6	3-3	0-5-5	2	11	0	1	0	0	22
10 Buljan*	2-5	0-3	0-0	4-5-9	2	4	1	0	2	2	22
1 Albury*	1-11	0-2	4-4	1-3-4	5	6	2	3	1	1	23
8 Howell*	1-7	0-2	0-1	2-0-2	5	2	4	1	0	2	17
23 Hall*	3-13	2-12	2-2	0-3-3	1	10	0	2	0	1	23
0 Patton	1-6	0-2	0-0	2-2-4	2	2	0	2	1	0	14
2 Miller	1-6	1-5	1-2	0-1-1	2	4	0	1	0	0	18
3 Haupt	1-3	0-0	5-5	2-3-5	5	7	3	2	0	3	21
4 Tenette	4-10	3-7	0-0	1-0-1	5	11	2	0	1	0	20
31 Vicentic	2-6	2-4	0-0	2-1-3	1	6	0	0	0	0	13
35 Rock	1-1	1-1	0-0	1-3-4	1	3	0	1	0	0	8
TEAM				2-2-4							
Totals	20-75	11-44	15-17	17-28-45	31	66	12	14	3	9	200
WSU	FG	3FG	FT	O-D-T	PF	TP	A	TO	BS	S	MP
2 Yalaho*	3-6	0-3	2-6	3-3-6	0	8	1	0	1	0	24
22 Okafor*	3-9	0-0	3-7	6-8-14	3	9	0	3	2	0	25
5 Thrastarson*	4-9	1-3	4-4	2-3-5	4	13	0	3	2	1	26
11 Morton*	1-5	0-4	10-13	1-3-4	1	12	2	1	0	0	23
13 Rodriguez*	1-3	0-0	0-0	1-4-5	1	2	5	4	0	3	30
0 Ugbo	4-6	2-3	6-8	0-7-7	3	16	1	1	1	2	21
3 Hildebrandt	3-7	2-6	2-3	0-3-3	2	10	1	1	0	1	18
10 Gerrits	0-0	0-0	0-0	0-1-1	0	0	0	0	0	0	8
21 Glass	1-4	0-2	2-2	0-0-0	1	4	0	5	0	1	14
51 Wymott	0-2	0-1	0-0	0-0-0	2	0	0	1	0	0	12
TEAM				0-6-6							
Totals	20-49	5-22	29-43	13-38-51	18	74	10	19	6	8	200
1st	38	28	66	FG%	3FG%	FT%					
Washington State	37	37	74	26.7	25.0	88.2					
				40.8	22.7	67.4					

Points in the Paint-UNM 18, WSU 26; Points off Turnovers-UNM 18, WSU 9
2nd Chance Points-UNM 9, WSU 6; Fast Break Points-UNM 15, WSU 0
Bench Points-UNM 33, WSU 30; Score Tied-6 times. Lead changed-11 times.
Largest lead-UNM by 7 2nd-12:29, WSU by 8 1st-3:28.
UNM led for 13:22, WSU led for 23:03, Game tied 3:35.
Officials: Tony Padilla, Justin Shamion, Toby Doolittle
Technical: UNM-Vicentic; WSU-Bench

NEW MEXICO N. ARIZONA

64
54

GAME #0 (exhibition)
Oct. 30, 2025
The Pit (9,728)
Albuquerque, NM

NAU	FG	3FG	FT	O-D-T	PF	TP	A	TO	BS	S	MP
3 Jackson*	1-5	0-0	2-5	2-5-7	4	4	2	1	1	1	31
11 Abelman*	4-10	2-6	0-0	1-7-8	0	10	0	2	0	3	35
22 Bradford*	0-0	0-0	1-2	0-0-0	3	1	0	1	1	1	4
24 Shaw*	3-11	2-6	4-4	1-0-1	1	12	1	0	0	0	21
4 Osajnik*	5-12	2-5	0-0	0-11-11	3	12	2	3	0	0	30
2 Komin	0-0	0-0	0-0	0-0-0	1	0	0	1	0	0	2
4 Fort	1-2	0-1	0-0	0-0-0	0	2	0	1	0	0	10
5 Davidson	3-7	0-0	3-5	4-1-5	3	9	1	2	1	1	28
7 Peterson	0-2	0-2	0-0	1-1-2	2	0	4	0	0	1	26
9 Poom	2-6	0-1	0-0	2-1-3	5	4	0	2	0	1	9
12 Campisano	0-3	0-3	0-0	0-1-1	0	0	0	1	0	0	4
TEAM				2-1-3							
Totals	19-58	6-24	10-16	13-28-41	22	54	10	16	3	9	200
UNM	FG	3FG	FT	O-D-T	PF	TP	A	TO	BS	S	MP
5 Chol*	5-11	5-11	5-6	0-4-4	2	20	1	0	2	1	25
10 Buljan*	2-7	0-2	1-4	4-3-7	4	5	0	1	0	1	24
1 Albury*	0-5	0-2	6-8	0-4-4	1	6	1	2	0	4	26
3 Haupt*	0-1	0-0	2-2	0-3-3	1	2	4	2	0	1	24
4 Tenette*	1-5	1-5	0-0	1-4-5	3	3	1	1	0	0	25
0 Patton	1-3	1-3	0-0	0-2-2	0	3	0	0	2	0	8
2 Miller	1-3	1-3	0-0	0-0-0	0	3	0	1	0	0	11
8 Howell	2-2	0-0	4-6	0-2-2	2	8	5	2	0	1	21
23 Hall	4-7	2-5	2-3	1-0-1	2	12	0	2	0	0	20
31 Vicentic	1-3	0-1	0-0	0-0-0	1	2	1	0	0	0	9
35 Rock	0-0	0-0	0-0	0-2-2	0	0	0	1	1	0	7
TEAM				1-3-4							
Totals	17-47	10-32	20-29	7-27-34	16	64	13	13	5	8	200
1st	19	35	54	FG%	3FG%	FT%					
Northern Arizona	19	35	54	32.8	25.0	62.5					
New Mexico	29	35	64	36.2	31.3	69.0					

Points in the Paint-NAU 20, UNM 14; Points off Turnovers-NAU 12, UNM 12
2nd Chance Points-NAU 11, UNM 10; Fast Break Points-NAU 3, UNM 14
Bench Points-NAU 15, UNM 28; Score Tied-0 times. Lead changed-0 times.
Largest lead-NAU - none, UNM by 15 2nd-9:44.
NAU led for 0:00, UNM led for 39:14, Game tied 0:56.
Officials: Mike Littlewood, Anthony Burris, Daniel Nguyen
Technical: none

NEW MEXICO EAST TEXAS A&M

76
54

GAME #1
Nov. 5, 2025
The Pit (10,726)
Albuquerque, NM

ETAMU (1-1)	FG	3FG	FT	O-D-T	PF	TP	A	TO	BS	S	MP
0 Harrison*	6-12	3-6	3-4	2-5-7	3	18	0	4	1	0	23
10 Taylor*	1-3	0-1	0-0	1-3-4	5	2	0	1	0	0	9
1 Sigona*	3-10	1-7	0-0	0-2-2	0	7	3	2	0	0	24
6 Fields*	0-3	0-3	0-0	2-1-3	2	0	0	1	0	1	15
25 Hunt*	2-5	0-3	1-1	1-3-4	1	5	3	2	0	3	29
2 Phelps	3-8	1-4	1-3	0-1-1	1	8	1	0	1	1	20
3 Sanchez-Vega	0-1	0-1	0-0	0-0-0	0	0	0	0	0	0	1
5 Mosher	2-4	0-2	0-0	1-1-2	0	4	0	1	0	1	8
7 Folarin	0-3	0-1	2-2	3-6-9	2	2	0	2	1	0	20
8 Garcia	3-9	0-5	0-1	0-2-2	1	6	1	2	0	1	17
13 Pagotto	1-3	0-1	0-0	1-0-1	3	2	1	2	0	0	19
30 McCray	0-1	0-0	0-0	0-1-1	1	0	0	3	0	1	14
TEAM				0-3-3							
Totals	21-62	5-34	7-11	11-28-39	19	54	9	21	3	8	200
UNM (1-0)	FG	3FG	FT	O-D-T	PF	TP	A	TO	BS	S	MP
5 Chol*	4-10	1-6	0-0	1-2-3	2	9	0	1	1	0	21
10 Buljan*	3-7	0-0	2-2	7-8-15	2	8	1	3	0	3	24
1 Albury*	2-8	0-1	2-5	1-5-6	1	6	2	3	0	0	24
8 Howell*	1-3	0-0	1-2	0-1-1	2	3	3	0	0	3	21
23 Hall*	6-12	2-6	0-1	0-3-3	0	14	2	1	0	0	25
0 Patton	1-2	0-1	0-0	0-1-1	1	2	0	1	0	0	10
2 Miller	4-5	3-3	0-0	0-2-2	1	11	0	1	0	0	13
3 Haupt	0-2	0-0	6-8	1-3-4	1	6	1	2	0	2	23
4 Tenette	5-11	2-3	2-4	0-2-2	0	14	5	1	0	3	24
29 Pons	0-0	0-0	0-0	0-1-1	0	0	0	0	0	0	1
31 Vicentic	0-1	0-0	0-0	0-0-0	2	0	1	0	0	0	6
35 Rock	1-2	0-0	1-1	2-2-4	1	3	0	2	0	0	9
TEAM				0-1-1							
Totals	27-63	8-20	14-23	12-31-43	13	76	15	15	1	11	200
1st	14	40	54	FG%	3FG%	FT%					
East Texas A&M	14	40	54	33.9	14.7	63.6					
New Mexico	34	42	76	42.9	40.0	60.9					

Points in the Paint-ETAMU 28, UNM 38; Points off Turnovers-ETAMU 14, UNM 22
2nd Chance Points-ETAMU 7, UNM 17; Fast Break Points-ETAMU 14, UNM 15
Bench Points-ETAMU 22, UNM 36; Score Tied-0 times. Lead changed-1 time.
Largest lead-ETAMU by 1 1st 19:39, UNM by 25 2nd-12:14.
ETAMU led for 0:26, UNM led for 39:13, Game tied 0:21.
Officials: Tim Comer, Juan Corral, Derek Anganes
Technical: none

NEW MEXICO UT ARLINGTON

74
56

GAME #2
Nov. 8, 2025
The Pit (11,513)
Albuquerque, NM

UTA (1-1)	FG	3FG	FT	O-D-T	PF	TP	A	TO	BS	S	MP
2 Seamster*	6-9	0-3	5-6	4-5-9	4	17	1	2	1	1	23
34 Jackson*	3-4	0-0	0-0	1-4-5	3	6	0	2	2	0	28
0 Lowery*	1-5	0-4	0-0	0-0-0	3	2	1	1	0	0	19
1 Chavis*	1-7	0-1	3-4	0-2-2	4	5	1	4	0	1	24
3 Mason*	1-5	0-2	1-2	3-0-3	1	3	0	4	0	0	21
4 Rigbsy	0-3	0-3	2-2	1-2-3	2	2	1	3	0	1	19
5 Goodman	0-1	0-0	0-0	0-1-1	3	0	0	2	0	0	10
8 Laster	3-6	0-2	4-6	0-2-2	0	10	1	4	0	0	17
11 Smoot	2-5	2-5	2-4	2-1-3	1	8	1	0	1	0	14
33 Reed	0-0	0-0	0-0	0-0-0	0	0	0	0	0	0	3
42 McCreary	1-6	1-5	0-0	1-7-8	2	3	1	1	0	1	22
TEAM				2-0-2							
Totals	18-51	3-25	17-24	14-24-38	23	56	7	23	4	4	200
UNM (2-0)	FG	3FG	FT	O-D-T	PF	TP	A	TO	BS	S	MP
5 Chol*	2-3	1-2	2-3	0-1-1	2	7	0	1	2	2	24
10 Buljan*	6-8	0-1	5-7	2-2-4	3	17	1	0	0	0	19
1 Albury*	3-9	1-4	8-8	1-3-4	2	15	2	3	0	3	27
8 Howell*	1-5	1-1	3-4	2-2-4	3	6	5	1	0	3	22
23 Hall*	3-6	1-4	2-2	0-2-2	1	9	2	1	0	2	24
0 Patton	0-0	0-0	1-2	1-0-1	2	1	2	0	0	2	6
2 Miller	2-5	0-3	0-0	0-1-1	1	4	1	1	0	0	14
3 Haupt	0-2	0-1	0-0	1-5-6	1	0	2	0	1	0	26
4 Tenette	2-6	0-2	1-1	0-0-0	4	5	0	2	0	1	20
29 Pons	0-1	0-1	0-0	0-0-0	0	0	0	0	0	0	2
31 Vicentic	2-6	1-3	0-0	0-1-1	1	5	0	0	0	1	7
35 Rock	2-6	1-4	0-0	0-2-2	4	5	0	3	1	0	9
TEAM				2-2-4							
Totals	23-57	6-26	22-27	9-21-30	24	74	15	12	4	14	200
1st	19	37	56	FG%	3FG%	FT%					
UT Arlington	19	37	56	35.3	12.0	70.8					
New Mexico	31	43	74	40.4	23.1	81.5					

Points in the Paint-UTA 26, UNM 30; Points off Turnovers-



2025-26 LOBO BASKETBALL

NEBRASKA NEW MEXICO

84
72

GAME #5
Nov. 20, 2025
T-Mobile Center (5,278)
Kansas City, MO

NEB (5-0)	FG	3FG	FT	O-D-T	PF	TP	A	TO	BS	S	MP
9 Buyuktuncel*	2-4	0-2	1-2	3-4-7	4	5	1	2	0	1	21
21 Sandfort*	3-11	1-5	1-2	0-6-6	2	8	3	1	0	1	33
51 Mast*	6-12	1-5	4-5	1-3-4	3	17	2	5	0	1	30
1 Holberg*	2-5	1-3	1-2	0-7-7	1	6	6	1	0	2	31
10 Lawrence*	6-9	4-7	5-7	0-3-3	3	21	4	3	0	1	30
0 Essegian	2-7	2-6	1-2	0-0-0	0	7	3	2	0	0	15
5 Frager	6-8	4-6	4-5	0-8-8	1	20	0	1	0	0	27
31 Jacobsen	0-1	0-1	0-0	0-1-1	2	0	1	3	0	0	13
TEAM				1-1-2							
Totals	27-57	13-35	17-25	5-33-38	16	84	20	18	0	6	200
UNM (3-2)	FG	3FG	FT	O-D-T	PF	TP	A	TO	BS	S	MP
5 Chol*	4-13	3-9	1-2	1-6-7	2	12	1	4	1	0	30
10 Buljan*	5-6	1-1	0-2	3-4-7	1	11	1	2	0	1	27
1 Albury*	1-2	0-1	1-2	1-2-3	1	3	3	1	0	2	13
8 Howell*	1-4	0-3	2-2	1-3-4	5	4	6	3	0	2	33
23 Hall*	7-17	6-15	0-0	0-3-3	1	20	2	1	0	1	28
2 Miller	1-7	0-5	0-0	0-2-3	3	2	0	1	0	2	10
3 Haupt	2-2	2-2	2-2	1-3-4	0	8	3	2	0	0	21
4 Tenette	4-15	1-8	1-1	1-3-4	5	10	2	3	0	3	30
35 Rock	1-1	0-0	0-0	0-1-1	1	2	0	0	1	0	8
TEAM				0-1-1							
Totals	26-67	13-44	7-11	8-28-36	19	72	18	16	2	11	200
1st	43	41	84	FG%	3FG%	FT%					
Nebraska	25	47	72	47.4	37.1	68.0					
New Mexico				38.8	29.5	63.6					

Points in the Paint-NEB 28, UNM 26; Points off Turnovers-NEB 20, UNM 14
2nd Chance Points-NEB 5, UNM 6; Fast Break Points-NEB 10, UNM 8
Bench Points-NEB 27, UNM 22. Score Tied-0 times. Lead changed-0 times.
Largest lead-NEB by 20 1st 8:33, UNM none.
NEB led for 39:45, UNM led for 0:00. Game tied 0:15.
Officials: Matt Potter, Edwin Young, Brian McNutt
Technical: UNM-Albury (F2 ejection)

NEW MEXICO MISSISSIPPI ST

80
78

GAME #6
Nov. 21, 2025
T-Mobile Center (6,743)
Kansas City, MO

UNM (4-2)	FG	3FG	FT	O-D-T	PF	TP	A	TO	BS	S	MP
5 Chol*	5-11	2-5	0-0	2-3-5	1	12	0	0	0	0	29
10 Buljan*	6-11	1-2	6-8	5-16-21	2	19	1	1	0	0	29
4 Tenette*	3-8	2-4	5-6	0-5-5	4	13	3	2	0	0	30
8 Howell*	1-4	0-1	4-4	1-1-2	1	6	3	2	0	2	25
23 Hall*	2-6	2-6	0-0	0-1-1	4	6	1	1	0	0	24
0 Patton	1-3	0-1	0-1	2-1-3	0	2	0	0	0	0	8
1 Albury	5-9	1-2	2-2	0-1-1	2	13	0	3	0	0	23
3 Haupt	1-3	1-3	2-3	2-4-6	2	5	3	0	0	0	22
35 Rock	2-8	0-3	0-1	1-1-2	1	4	0	0	0	0	11
TEAM				0-1-1							
Totals	26-63	9-27	19-25	13-33-46	17	80	11	10	0	2	200
MSU (2-3)	FG	3FG	FT	O-D-T	PF	TP	A	TO	BS	S	MP
99 Achor*	0-1	0-1	0-0	1-4-5	1	0	1	2	0	0	14
15 Ballard*	3-5	0-0	0-0	2-4-6	1	6	0	0	1	1	19
5 Jones*	0-4	0-2	2-2	1-2-3	5	2	1	1	1	1	25
10 Epps*	8-17	2-6	3-5	0-2-2	1	21	6	0	0	1	34
12 Hubbard*	11-25	6-13	1-3	0-2-2	2	29	4	2	1	3	36
0 Warren-Fleming	3-3	0-0	0-1	1-5-6	0	6	0	0	1	0	21
1 Warren	0-0	0-0	0-0	0-0-0	0	0	0	0	0	0	2
2 McGhee	1-1	0-0	0-0	0-0-0	3	2	0	1	0	0	8
4 Walker	3-3	1-1	1-2	0-3-3	4	8	1	1	0	0	16
14 Ali	1-7	0-5	0-0	2-6-8	2	2	0	0	0	0	18
23 Grace	1-2	0-1	0-0	0-0-0	2	2	0	0	0	0	6
TEAM				1-0-1							
Totals	31-68	9-29	7-13	8-28-36	21	78	13	7	4	6	200
1st	40	40	80	FG%	3FG%	FT%					
New Mexico	39	39	78	45.6	31.0	53.8					
Mississippi State											

Points in the Paint-UNM 32, MSU 36; Points off Turnovers-UNM 10, MSU 12
2nd Chance Points-UNM 13, MSU 10; Fast Break Points-UNM 8, MSU 4
Bench Points-UNM 24, MSU 20. Score Tied-7 times. Lead changed-14 times.
Largest lead-UNM by 7 1st 10:52, MSU by 4 1st 18:52.
UNM led for 26:38, MSU led for 9:35. Game tied 3:47.
Officials: Justin Porterfield, Vlad Voyard-Tadal, Brian McNutt
Technical: none

NEW MEXICO ALABAMA ST.

93
87

GAME #7
Nov. 26, 2025
The Pit (12,027)
Albuquerque, NM

ASU (3-5)	FG	3FG	FT	O-D-T	PF	TP	A	TO	BS	S	MP
11 Palesse*	2-3	1-2	1-2	1-4-5	3	6	3	0	0	0	35
23 King*	2-5	0-0	6-8	2-1-3	4	10	1	1	0	1	29
24 Stanback*	5-7	0-1	3-4	5-4-9	3	13	0	3	3	2	30
2 Simpson*	7-14	4-8	0-0	0-5-5	2	18	4	6	0	0	37
20 Anderson*	9-20	6-12	6-6	1-3-4	3	30	4	3	0	2	35
0 Byrd	4-6	2-3	0-0	1-2-3	2	10	1	2	0	2	17
1 Yates	0-0	0-0	0-0	0-1-1	2	0	0	0	0	1	7
4 Andrews	0-0	0-0	0-0	0-0-0	1	0	0	0	0	0	2
12 Mason	0-1	0-0	0-0	0-0-0	5	0	0	0	0	0	9
TEAM				0-0-0							
Totals	29-56	13-26	16-20	10-20-30	25	87	13	17	3	8	200
UNM (5-2)	FG	3FG	FT	O-D-T	PF	TP	A	TO	BS	S	MP
5 Chol*	4-9	2-6	2-4	0-0-0	2	12	0	1	0	0	22
10 Buljan*	2-5	0-0	1-5	1-6-7	4	5	4	0	2	1	29
1 Albury*	3-4	0-0	12-14	0-3-3	2	18	5	4	0	1	24
8 Howell*	0-2	0-0	4-4	1-1-2	0	4	5	3	0	1	26
23 Hall*	7-12	7-12	3-3	0-0-0	0	24	1	1	0	0	31
0 Patton	3-5	0-1	2-3	0-3-3	0	8	1	0	0	0	14
3 Haupt	2-3	0-0	2-3	2-0-2	2	6	1	0	0	0	16
4 Tenette	4-10	2-5	1-2	2-2-4	5	11	0	0	0	2	29
31 Vicentic	1-3	0-1	0-0	2-0-2	1	2	0	1	0	1	4
35 Rock	1-1	1-1	0-0	0-0-0	0	3	0	0	0	0	5
TEAM				2-2-4							
Totals	27-54	12-26	27-38	10-17-27	16	93	17	11	2	6	200
1st	51	36	87	FG%	3FG%	FT%					
Alabama State	38	55	93	51.8	50.0	80.0					
New Mexico				50.0	46.2	71.1					

Points in the Paint-ASU 24, UNM 26; Points off Turnovers-ASU 16, UNM 17
2nd Chance Points-ASU 16, UNM 9; Fast Break Points-ASU 14, UNM 10
Bench Points-ASU 10, UNM 30. Score Tied-4 times. Lead changed-6 times.
Largest lead-ASU by 15 2nd 19:49, UNM by 8 2nd 0-34.
ASU led for 32:47, UNM led for 5:33, Game tied 1:40.
Officials: Amy Bonner, Mason Slier, Tariq Lucas
Technical: none

NEW MEXICO NM HIGHLANDS

97
47

GAME #8
Dec. 1, 2025
The Pit (10,164)
Albuquerque, NM

NMHU (0-7)	FG	3FG	FT	O-D-T	PF	TP	A	TO	BS	S	MP
7 Sacko*	1-5	0-2	1-3	1-2-3	0	3	2	2	0	1	22
22 Williams*	2-4	0-1	0-0	0-0-0	3	4	1	1	0	1	19
5 Morris*	2-5	1-1	2-2	0-0-0	2	7	2	4	0	1	24
10 Dix*	2-10	0-3	4-7	1-12-13	1	8	1	0	1	1	28
20 Parham*	3-5	2-3	1-2	1-5-6	1	9	1	0	0	0	23
0 Pierce	0-1	0-1	2-2	0-0-0	0	2	0	2	0	0	2
1 Walker	2-7	0-1	1-2	3-0-3	3	5	0	5	0	1	16
4 Isoje	3-6	0-0	0-0	1-2-3	4	6	1	0	0	1	20
6 Comer	0-4	0-1	1-2	0-1-1	2	1	1	2	0	2	14
8 Eide	0-1	0-1	0-0	0-0-0	1	0	0	2	0	0	4
9 St. Jacques	0-0	0-0	0-0	0-0-0	0	0	0	0	0	0	2
13 Vasser-Steen	0-2	0-1	0-0	0-0-0	0	0	0	0	0	0	2
21 Kirsipuu	1-2	0-1	0-0	0-2-2	1	2	0	0	0	0	10
24 Adedigba	0-0	0-0	0-0	0-0-0	0	0	0	0	0	0	2
30 Turner	0-1	0-1	0-0	0-1-1	1	0	0	0	0	0	3
TEAM				1-2-3							
Totals	16-53	3-19	12-20	8-27-35	19	47	9	19	1	8	200
UNM (6-2)	FG	3FG	FT	O-D-T	PF	TP	A	TO	BS	S	MP
5 Chol*	4-8	3-6	1-2	2-1-3	1	12	0	2	1	0	17
1 Albury*	2-4	1-3	1-2	0-1-1	1	6	6	2	0	3	22
4 Tenette*	3-9	2-7	4-4	1-2-3	3	12	2	1	0	3	18
8 Howell*	0-4	0-3	0-0	1-2-3	1	0	2	1	0	2	17
23 Hall*	6-9	5-8	4-4	3-1-4	1	21	1	0	0	0	16
0 Patton	3-5	1-3	1-1	0-6-6	2	8	3	1	3	2	20
2 Miller	3-8	3-7	1-2	1-5-6	2	10	2	1	0	1	21
3 Haupt	0-1	0-0	0-0	0-2-2	1	0	6	0	0	0	15
29 Pons	3-7	3-7	2-3	0-1-1	1	11	3	0	1	0	15
31 Vicentic	2-8	1-5	2-2	1-4-5	3	7	1	0	1	0	22
35 Rock	3-4	0-1	4-6	3-6-9	1	10	0	1	2	1	17
TEAM				3-4-7							
Totals	29-67	19-50	20-26	15-35-50	17	97	26	9	8	12	200
1st	21	26	47	FG%	3FG%	FT%					
NM Highlands	44	53	97	30.2	15.8	60.0					
New Mexico				43.3	38.0	76.9					

Points in the Paint-NMHU 24, UNM 18; Points off Turnovers-NMHU 8, UNM 35
2nd Chance Points-NMHU 5, UNM 18; Fast Break Points-NMHU 9, UNM 23
Bench Points-NMHU 16, UNM 46. Score Tied-0 times. Lead changed-2 times.
Largest lead-NMHU by 1 1st 16:33, UNM by 50 2nd 1-43.
NMHU led for 0:34, UNM led for 37:39. Game tied 1:47.
Officials: Michael Irving, Brian McNutt, Alfred Smith
Technical: none

NEW MEXICO SANTA CLARA

98
71

GAME #9
Dec. 6, 2025
The Pit (13,614)
Albuquerque, NM

SCU (8-2)	FG	3FG	FT	O-D-T	PF	TP	A	TO	BS	S	MP
8 Mahi*	5-13	1-7	2-2	4-4-8	2	13	1	4	0	1	33
22 Graves*	5-11	2-5	0-0	4-2-6	2	12	2	1	0	1	34
11 Oboye*	2-3	0-1	0-0	2-1-3	5	4	0	2	0	0	14
0 Knapper*	1-4	1-3	0-0	1-2-3	0	3	5	2	0	0	24
1 Hammond*	7-14	3-7	5-7	0-3-3	4	22	2	1	0	1	30
2 Galvalyugov	1-9	0-8	0-0	2-0-2	2	2	2	4	0	1	15
3 Chukwudebelu	0-0	0-0	0-0	2-1-3	2	0	0	0	0	0	8
7 Cochran	3-9	2-8	2-3	0-0-0	2	10	0	0	0	1	15
15 Darlan	2-6	1-5	0-0	1-1-2	4	5	1	0	1	0	25
TEAM				2-3-5				1			
Totals	26-69	10-44	9-12	18-17-35	23	71	13	15	1	6	50
UNM (7-2)	FG	3FG	FT	O-D-T	PF	TP	A	TO	BS	S	MP
5 Chol*	3-5	3-5	4-4	0-2-2	2	13	1	0	0	1	30
10 Buljan*	5-8	0-1	6-8	2-8-10	2	16	2	2	2	1	27
1 Albury*	9-12	1-3	3-3	0-3-3	3	22	6	2	1	3	28
8 Howell*	2-3	2-3	0-0	1-1-1	1	6	3	3	3	2	24
23 Hall*	2-8	0-4	1-2	0-2-2	1	5	0	2	1	0	23
0 Patton	3-3	0-2	0-0	0-3-3	1	0	0	1	0	0	10
3 Haupt	2-2	0-0	2-2	2-2-4	1	6	2	0	0	1	15
4 Tenette	6-11	3-5	0-0	0-1-1	4	15	3	0	0	1	33
29 Pons	0-0	0-0	0-0	0-1-1	0	2	1	0	0	0	1
31 Vicentic	1-1	0-0	0-0	0-2-0	0	2	0	0	0	0	1
35 Rock	4-4	0-0	0-3	4-2-6	1	11	0	0	1	0	12
TEAM				1-1-2				2			
Totals	34-57	9-23	21-24	9-26-35	16	98	18	12	5	9	200
		1st	2nd	Total		FG%	3FG%	FT%			
Santa Clara	36	35	71			37.7	22.7	75.0			
New Mexico	45	53	98			59.6	39.1	87.5			



2025-26 LOBO BASKETBALL

NEW MEXICO
FGCU

75
59

GAME #11
Dec. 14, 2025
The Pit (12,204)
Albuquerque, NM

FGCU (5-6)	FG	3FG	FT	O-D-T	PF	TP	A	TO	BS	S	MP
15 Duax*	3-6	1-3	0-0	3-1-4	5	7	2	3	1	2	22
20 Konieczny*	2-10	1-5	0-1	1-3-4	1	5	3	2	1	3	29
32 Monroe*	2-6	1-3	2-2	1-3-4	5	7	1	0	1	1	15
1 Barno*	2-5	1-2	1-2	0-2-2	3	6	1	2	0	0	19
7 Ellerbee*	2-6	1-5	4-5	1-2-3	2	9	1	2	0	0	26
0 Reddick	0-0	0-0	0-0	0-1-1	2	0	0	1	0	0	2
2 Williams	3-9	2-6	0-0	0-0-0	0	8	2	1	0	4	25
3 Tanner	3-7	0-4	2-4	1-3-4	3	8	1	0	0	1	24
6 Stewart	3-8	3-8	0-0	1-0-1	1	9	0	0	1	0	24
21 Guillouette	0-0	0-0	0-0	0-2-2	3	0	0	1	0	0	14
TEAM				1-3-4	1						
Totals	20-57	10-36	9-14	9-20-29	26	59	11	12	4	11	200
UNM (9-2)	FG	3FG	FT	O-D-T	PF	TP	A	TO	BS	S	MP
5 Chol*	4-11	3-8	3-4	2-5-7	1	14	0	0	0	0	28
10 Buljan*	0-2	0-0	0-0	0-0-0	1	0	0	0	0	0	12
1 Albury*	3-8	0-3	6-8	2-5-7	4	12	4	2	0	1	30
8 Howell*	2-3	2-2	0-0	1-2-3	0	6	1	1	0	2	11
23 Hall*	5-14	2-10	0-0	2-5-7	1	12	1	1	0	1	28
3 Haupt*	2-7	0-3	3-3	2-2-4	4	7	6	3	0	3	33
4 Tenette	3-7	0-4	2-2	2-3-5	4	8	1	3	0	1	29
29 Pons	0-2	0-2	0-0	0-0-0	1	0	0	0	0	0	3
31 Vicentic	0-1	0-1	6-6	0-0-0	0	6	0	0	0	0	7
35 Rock	3-5	0-1	4-4	4-3-7	1	10	0	2	2	0	20
TEAM				1-3-4							
Totals	22-60	7-34	24-27	16-28-44	17	75	13	13	2	8	200
Florida Gulf Coast		1st	2nd	Total		FG%	3FG%	FT%			
		25	34	59		35.1	27.8	64.3			
New Mexico		28	47	75		36.7	20.6	88.9			

Points in the Paint-FCU 14, UNM 28; Points off Turnovers-FCU 17, UNM 17
2nd Chance Points-FCU 8, UNM 12; Fast Break Points-FCU 15, UNM 13
Bench Points-FCU 25, UNM 31. Score Tied-1 times. Lead changed-3 times.
Largest lead-FCU by 25 2nd 2:35, UNM by 9 1st 15:57.
FCU led for 13:01, UNM led for 24:18, Game tied 2:41.
Officials: Jason Phillips, Amy Bonner, Mike Reed
Technical: UNM-Haupt; FGCU-Malone, Coach Chambers

NEW MEXICO
SAN JOSE ST.

88
65

GAME #12
Dec. 20, 2025
The Pit (12,785)
Albuquerque, NM

SJSU (5-7,0-1)	FG	3FG	FT	O-D-T	PF	TP	A	TO	BS	S	MP
24 Langford	0-0	0-0	0-0	2-1-3	3	0	2	0	0	0	13
32 Mound*	3-9	0-0	1-3	1-6-7	3	7	3	3	1	0	30
0 Garland*	9-17	5-8	4-4	0-4-4	3	27	3	4	0	1	31
2 Hannah*	1-4	1-3	0-0	0-0-0	1	3	0	1	0	0	12
13 Washington*	1-7	1-5	0-0	0-6-6	3	3	3	1	0	1	32
1 Myers	0-1	0-0	0-0	0-0-0	1	0	0	0	0	1	8
4 Bell	5-11	1-3	1-1	4-1-5	1	12	1	1	0	1	26
7 Goodarzi	3-7	3-6	2-2	0-0-0	1	11	0	1	0	0	19
21 Moupadele	1-4	0-2	0-0	1-1-2	0	2	1	0	0	0	17
99 NgaNga	0-0	0-0	0-0	0-1-1	1	0	0	1	0	0	12
TEAM				2-1-3							
Totals	23-60	11-27	8-10	10-21-31	17	65	13	13	1	4	200
UNM (10-2, 1-0)	FG	3FG	FT	O-D-T	PF	TP	A	TO	BS	S	MP
5 Chol*	3-7	3-6	0-0	0-0-0	0	9	1	0	2	0	27
35 Rock*	3-6	1-3	4-6	0-5-5	1	11	0	1	0	0	23
1 Albury*	3-6	0-2	4-5	0-5-5	1	10	7	4	0	2	27
3 Haupt*	2-5	0-3	0-0	1-3-4	3	4	3	2	0	0	27
23 Hall*	6-10	2-5	4-4	0-3-3	1	18	2	0	0	1	32
2 Miller	2-4	2-4	0-0	0-3-3	4	6	1	0	1	0	15
4 Tenette	5-7	0-2	1-1	1-1-2	4	11	4	1	0	0	31
29 Pons	0-0	0-0	0-0	0-0-0	0	0	0	0	0	0	3
31 Vicentic	7-9	3-5	2-2	1-3-4	2	19	0	0	0	2	17
TEAM				1-3-4							
Totals	31-54	11-30	15-18	4-26-30	16	88	18	10	3	5	200
San Jose State		1st	2nd	Total		FG%	3FG%	FT%			
		28	37	65		38.3	40.7	80.0			
New Mexico		41	47	88		57.4	36.7	83.3			

Points in the Paint-SJSU 20, UNM 36; Points off Turnovers-SJSU 9, UNM 11
2nd Chance Points-SJSU 9, UNM 10; Fast Break Points-SJSU 8, UNM 12
Bench Points-SJSU 25, UNM 36. Score Tied-2 times. Lead changed-2 times.
Largest lead-SJSU by 2 1st-15:09, UNM by 31 2nd-1:47.
SJSU led for 0:28, UNM led for 37:19, Game tied 2:13.
Officials: Jeffrey Anderson, Anthony Burris, Crystal Hogan
Technical: none



2025-26 LOBO BASKETBALL

NEW MEXICO/OPPONENT SUPERLATIVES

INDIVIDUAL

	NEW MEXICO
Points Scored	24, Jake Hall, twice
Offensive Rebounds	7, Tomislav Buljan vs. East Texas A&M (Nov. 5)
Defensive Rebounds	16, Tomislav Buljan vs. Mississippi State (Nov. 21)
Total Rebounds	21, Tomislav Buljan vs. Mississippi State (Nov. 21)
Field Goals	9, twice
Field Goal Attempts	17, Jake Hall vs. Nebraska (Nov. 20)
FG% (min 5 made)	.833 (5-6), Tomislav Buljan vs. Nebraska (Nov. 20)
FG% (min 10 made)	—
3-Point Field Goals	7, Jake Hall vs. Alabama State (Nov. 26)
3-Point Field Goal Attempts	15, Jake Hall vs. Nebraska (Nov. 20)
3-Point FG% (min 4 made)	.714 (5-7), Jake Hall at VCU (Dec. 10)
Free Throws	12, Deyton Albury vs. Alabama State (Nov. 26)
Free Throw Attempts	14, Deyton Albury vs. Alabama State (Nov. 26)
FT% (min 6 made)	1.00 (8-8), Deyton Albury vs. UT Arlington (Nov. 8)
Assists	7, Deyton Albury vs. San Jose State (Dec. 20)
Steals	3, 10 times
Turnovers	4, four times
Blocks	3, Kevin Patton, Jr. vs. NM Highlands (Dec. 1)
Minutes	33, three times

OPPONENT

30, Asjon Anderson, Alabama State (Nov. 26)
5, twice
12, Robert Dix, NM Highlands (Dec. 1)
13, Robert Dix, NM Highlands (Dec. 1)
11, Josh Hubbard, vs. Mississippi State (Nov. 21)
25, Josh Hubbard, vs. Mississippi State (Nov. 21)
.750 (6-8), Braden Frager, vs. Nebraska (Nov. 20)
.476 (10-21), Andrew Henderson, UC Riverside (Nov. 11)
7, Andrew Henderson, UC Riverside (Nov. 11)
13, twice
1.000 (4-4), De'Undrae Perteete, UC Riverside (Nov. 11)
9, Brandon Jennings, at VCU (Dec. 10)
9, Brandon Jennings, at VCU (Dec. 10)
1.00 (9-9), Brandon Jennings, at VCU (Dec. 10)
6, three times
4, twice
6, Micah Simpson, Alabama State (Nov. 26)
3, twice
40-, Andrew Henderson, UC Riverside (Nov. 11)

TEAM

	UNM HIGH	UNM LOW	OPP HIGH	OPP LOW
Points	98, vs. Santa Clara (12/6/25)	68, at NMSU (11/15/25)	87, Ala St (11/26/25)	47, NMHU (12/1/25)
Points (half)	55 ² , vs. Ala St (11/26/25)	25 ¹ , twice	51 ¹ , Ala St (11/26/25)	14 ² , ETAMU (11/5/25)
Victory Margin	+50, vs. NMHU (12/1/25)		+12, vs. Neb (11/20/25)	
FGs	34, vs. Santa Clara (12/6/25)	22, vs. FGCU (12/14/25)	31, vs. Miss St (11/21/25)	16, NMHU (12/1/25)
FGAs	67, twice	54, three times	69, Santa Clara (12/6/25)	51, twice
FG%	.596, vs. Santa Clara (12/6/25)	.388, vs. Neb (11/20/25)	.518, Ala St (11/26/25)	.302, NMHU (12/1/25)
FG% (half)	.636 ² , vs. Santa Clara (12/6/25)	.321 ¹ , vs. Neb (11/20/25)	.613 ¹ , Ala St (11/26/25)	.200 ¹ , ETAMU (11/5/25)
3FGs	19, vs. NMHU (12/1/25)	5, vs. UCR (11/11/25)	14, UCR (11/11/25)	3, twice
3FGAs	50, vs. NMHU (12/1/25)	20, vs. ETAMU (11/5/25)	44, Santa Clara (12/6/25)	25, UTA (11/8/25)
3FG%	.462, vs. Ala St (11/26/25)	.206, vs. FGCU (12/14/25)	.519, UCR (11/11/25)	.120, UTA (11/8/25)
FTs	27, vs. Ala St (11/26/25)	7, vs. Neb (11/20/25)	23, at VCU (12/20/25)	7, twice
FTAs	38, vs. Ala St (11/26/25)	11, vs. Neb (11/20/25)	28, at VCU (12/20/25)	10, SJSU (12/20/25)
FT%	.889, vs. FGCU (12/14/25)	.609, vs. ETAMU (11/5/25)	.923, UCR (11/11/25)	.538, vs. Miss St (11/21/25)
Off Reb	16, vs. FGCU (12/14/25)	4, vs. SJSU (12/20/25)	18, Santa Clara (12/6/25)	5, twice
Def Reb	35, vs. NMHU (12/1/25)	17, vs. Ala St (11/26/25)	33, vs. Neb (11/20/25)	17, Santa Clara (12/6/25)
Total Reb	50, vs. NMHU (12/1/25)	27, vs. Ala St (11/26/25)	39, ETAMU (11/5/25)	29, FGCU (12/14/25)
Reb Margin	+15, twice		+8, UTA (11/8/25)	
Fouls	24, vs. UTA (11/8/25)	13, twice	26, FGCU (12/14/25)	16, vs. Neb (11/20/25)
Assists	26, vs. NMHU (12/1/25)	10, at NMSU (11/15/25)	20, vs. Neb (11/20/25)	7, UTA (11/8/25)
Turnovers	16, vs. Neb (11/20/25)	5, vs. UCR (11/11/25)	23, UTA (11/8/25)	7, vs. Miss St (11/21/25)
Blocks	8, vs. NMHU (12/1/25)	0, vs. Miss St (11/21/25)	4, five times	0, vs. Neb (11/20/25)
Steals	14, vs. UTA (11/8/25)	2, vs. Miss St (11/21/25)	11, FGCU (12/14/25)	2, UCR (11/11/25)
Double Fig Scorers	6, twice	2, vs. UTA (11/8/25)	5, Ala St (11/26/25)	0, twice
Players to Score	10, four times	8, five times	10, twice	6, twice



2025-26 LOBO BASKETBALL

SUPERLATIVES...

LARGEST LEAD AT ANY TIME:	50 (97-47), vs. NM Highlands (Dec. 1)
LARGEST DEFICIT AT ANY TIME:	20 (13-33), vs. Nebraska (Nov. 20)
LARGEST DEFICIT OVERCOME TO WIN:	15 (45-60), vs. Alabama State (Nov. 26)
LARGEST LEAD SURRENDERED IN A LOSS:	5 (41-36), at New Mexico State (Nov. 15)
LARGEST HALFTIME LEAD:	23 (44-21), vs. NM Highlands (Dec. 1)
LARGEST HALFTIME DEFICIT:	18 (25-43), vs. Nebraska (Nov. 20)
LARGEST HALFTIME DEFICIT OVERCOME TO WIN:	13 (38-51), vs. Alabama State (Nov. 26)
LARGEST HALFTIME LEAD SURRENDERED IN A LOSS:	--
MOST CONSECUTIVE POINTS SCORED:	17, vs. SJSU (Dec. 20)
MOST CONSECUTIVE POINTS ALLOWED:	10, by VCU (Dec. 10)

SPECIALTY STATS...

POINTS OFF TURNOVERS	NEW MEXICO	OPPONENT
Average	17.8	12.2
High	35, vs. NM Highlands (Dec. 1)	17, by FGCU (Dec. 14)
Low	9, at NM State (Nov. 15)	6, by UC Riverside (Nov. 11)

2ND CHANCE POINTS	NEW MEXICO	OPPONENT
Average	11.3	10.7
High	18, vs. NM Highlands (Dec. 1)	20, by Santa Clara (Dec. 6)
Low	4, at VCU (Dec. 10)	5, three times

POINTS IN THE PAINT	NEW MEXICO	OPPONENT
Average	33.3	23.7
High	52, vs. UC Riverside (Nov. 11)	36, vs. Miss St (Nov. 21)
Low	18, vs. NM Highlands (Dec. 1)	10, by UC Riverside (Nov. 11)

FAST BREAK POINTS	NEW MEXICO	OPPONENT
Average	12.5	9.6
High	29, vs. Santa Clara (Dec. 6)	16, at NM State (Nov. 15)
Low	8, three times	3, vs. Santa Clara (Dec. 6)

BENCH POINTS	NEW MEXICO	OPPONENT
Average	28.3	20.6
High	46, vs. NM Highlands (Dec. 1)	29, at NM State (Nov. 15)
Low	17, vs. UC Riverside (Nov. 11)	10, by Alabama St (Nov. 26)

LOBO LEADERS...

POINTS	2025-26	CAREER
Jake Hall	5	5
Tomislav Buljan	2	2
Deyton Albury	2	2
Antonio Chol	1	1
Chris Howell	1	1
Uriah Tenette	1	1
Milos Vicentic	1	1

ASSISTS	2025-26	CAREER
Chris Howell	6	6
Deyton Albury	5	5
Luke Haupt	4	4
Uriah Tenette	3	3
JT Rock	1	1

BLOCKS	2025-26	CAREER
Antonio Chol	6	6
JT Rock	4	4
Tomislav Buljan	3	3
Luke Haupt	1	1
Chris Howell	1	1
Kevin Patton, Jr.	1	1

REBOUNDS	2025-26	CAREER
Tomislav Buljan	7	7
JT Rock	3	3
Luke Haupt	2	2
Antonio Chol	2	2
Deyton Albury	2	2
Jake Hall	1	1

STEALS	2025-26	CAREER
Uriah Tenette	6	6
Deyton Albury	5	5
Chris Howell	4	4
Tomislav Buljan	2	2
Luke Haupt	2	2
Jake Hall	1	1
Milos Vicentic	1	1

NEW MEXICO'S RECORD...

Home.....	8-0
Road	1-1
Neutral	1-1
Ranked Opponent (either AP or Coaches).....	0-0
Unranked Opponent.....	10-2
Leads at halftime	8-0
Trails at halftime	2-1
Tied at halftime.....	0-1
Goes into overtime.....	0-0
Leads by 10 or more points.....	8-0
Trails by 10 or more points.....	1-2
Shoots 50% or better	5-0
Shoots less than 50%	5-2
Shoots less than 45%	5-2
Shoots less than 40%	1-1
Opponent shoots 50% or better.....	1-0
Opponent shoots less than 50%.....	9-2
Opponent shoots less than 45%.....	7-1
Opponent shoots less than 40%.....	6-0
Has higher FG% than opponent	8-1
Has lower FG% than opponent.....	2-1
Has same FG% as opponent.....	0-0
Outrebounds its opponent	5-1
Outrebounded by opponent.....	4-1
Has same rebounds as opponent	1-0
Has more offensive rebounds than opponent.....	5-1
Has fewer offensive rebounds than opponent.....	4-1
Has same offensive rebounds as opponent	1-0
Has fewer turnovers than opponent.....	7-1
Has more turnovers than opponent	3-1
Has same turnovers as opponent.....	0-0
Has fewer than 10 turnovers	2-0
Opponent has fewer than 10 turnovers.....	1-1
Shoots more FTs than opponent	8-0
Shoots fewer FTs than opponent.....	2-2
Shoots the same FTs as opponent.....	0-0
Has game decided by 10 points or less or OT	3-1
Has game decided by 5 points or less or OT	2-0
Scores <60 points	0-0
Scores 60-69 points	0-1
Scores 70-79 points	3-1
Scores 80-89 points	4-0
Scores 90+ points	3-0
Allows <60 points.....	4-0
Allows 60-69 points.....	2-0
Allows 70-79 points.....	3-1
Allows 80-89 points.....	1-1
Allows 90+ points.....	0-0
Wins the tip	5-0
Loses the tip.....	5-2
White uniforms.....	6-0
White uniforms (with turquoise trim)	1-1
Red uniforms	0-0
Red uniforms (with turquoise trim).....	3-1
Turquoise uniforms	0-0

2025-26 PHOTO ROSTER

KEVIN PATTON, JR.
G | 6-8 | Jr.
Murrieta, Calif.

0

DEYTON ALBURY
G | 6-3 | R-Sr.
Nassau, Bahamas

1

TAJAVIS MILLER
G | 6-4 | Sr.
Commerce, Texas

2


LUKE HAUPT
G | 6-7 | Grad.
San Diego, Calif.

3

URIAH TENETTE
G | 5-11 | Fr.
North Highlands, Calif.

4

ANTONIO CHOL
G/F | 6-9 | R-Jr.
Buffalo, N.Y.

5

SIR MARIUS JONES
G | 6-4 | Fr.
Oroville, Calif.

7

CHRIS HOWELL
G | 6-6 | R-Sr.
San Diego, Calif.

8

TOMISLAV BULJAN
F | 6-9 | Fr.
Split, Croatia

10


KALLAI PATTON
G | 6-4 | R-Fr.
Murrieta, Calif.

11

JAKE HALL
G | 6-4 | Fr.
Carlsbad, Calif.

23

TIMEO PONS
G | 6-9 | Fr.
Les Sables-d'Olonne, France

29

MILOS VICENTIC
F | 6-7 | Grad.
Belgrade, Serbia

31

JT ROCK
C | 7-1 | R-So.
Sioux Falls, S.D.

35

ERIC OLEN
Head Coach



MIKEY HOWELL
Assistant Coach




MIKE ROBERTS
Assistant Coach



SAM STAPLETON
Assistant Coach



TOM TANKELEWICZ
Assistant Coach



MICHAEL WILDER
Assistant Coach



Season Highs

Pts	8	twice
Reb	6	vs. NM Highlands (12/1/25)
FG	3	twice
FGA	5	twice
3FG	1	vs. NM Highlands (12/1/25)
3FGA	3	vs. NM Highlands (12/1/25)
FT	2	vs. Alabama State (11/26/25)
FTA	3	vs. Alabama State (11/26/25)
Ast	3	vs. NM Highlands (12/1/25)
Blk	3	vs. NM Highlands (12/1/25)
Stl	2	twice
Min	20	vs. NM Highlands (12/1/25)

Career Highs

19	vs. Santa Clara (3/9/24) ^{USD}
10	vs. Jackson State (11/8/23) ^{USD}
8	vs. Santa Clara (3/9/24) ^{USD}
14	vs. San Francisco (1/11/24) ^{USD}
3	twice
6	vs. San Francisco (1/11/24) ^{USD}
6	at Saint Mary's (2/24/24) ^{USD}
7	vs. South Dakota (12/21/23) ^{USD}
5	three times
5	vs. Navy (11/20/23) ^{USD}
4	twice
34	twice

MW Career Highs

--	
--	
--	
--	
--	
--	
--	
--	
--	
--	
--	
--	

2.6 PPG | 2.2 RPG | 9.8 MPG |

2025-26 GAME-BY-GAME

Opponent	MP	FG-A	3G-A	FT-A	O-D-T	PF	A	TO	BS	ST	TP
East Texas A&M	10	1-2	0-1	0-0	0-1-1	1	0	1	0	0	2
UT Arlington	6	0-0	0-0	1-2	1-0-1	2	2	0	0	2	1
UC Riverside	10	1-3	0-0	0-0	2-1-3	0	0	0	0	0	2
at New Mexico State	6	0-2	0-2	0-0	0-0-0	0	0	0	0	0	0
vs. Nebraska					-DNP-						
vs. Mississippi St	8	1-3	0-1	0-1	2-1-3	0	0	0	0	0	2
Alabama State	14	3-5	0-1	2-3	0-3-3	0	1	0	0	0	8
NM Highlands	20	3-5	1-3	1-1	0-6-6	2	3	1	3	2	8
Santa Clara	10	0-3	0-2	0-0	0-3-3	1	0	1	0	0	0
at VCU	4	0-1	0-0	0-0	0-0-0	0	0	1	0	0	0
Florida Gulf Coast					-DNP-						
San Jose State					-DNP-						

* game started

SEASON NOTES

- Had eight points, six rebounds, three assists and three blocks vs. NM Highlands (Dec. 1)
- Scored eight points vs. Alabama State (Nov. 26)
- Had two points and three rebounds vs. Mississippi State (Nov. 21)
- Had two points and three rebounds vs. UC Riverside (Nov. 11)
- Had two assists and two steals vs. UT Arlington (Nov. 8)
- Had two points and one rebound in the season opener vs. East Texas A&M (Nov. 5)
- Had three points and two blocks in the exhibition vs. Northern Arizona (Oct. 30)
- Had two points and four rebounds in the exhibition at Washington State (Oct. 25)

	2025-26	CAREER	STREAK
Double Figure Scoring	-	16	-
10-Rebound Games	-	1	-

CAREER STATISTICS

Year	G-GS	Min-Avg.	FG-FGA	Pct.	3FG-3FGA	Pct.	FT-FTA	Pct.	Off-Def.	Reb-Avg.	PF-DQ	Ast	TO	Blk	Stl	Pts-Avg
2023-24 %	32-16	834-26.1	113-261	.433	27-80	.338	61-85	.718	25-116	141-4.4	53-	77	71	42	42	314-9.8
Conf	15-14	408-27.2	55-130	.423	13-42	.310	41-48	.854	6-53	59-3.9	26-	39	31	20	22	164-10.9
2024-25 #	28-2	230-8.2	33-59	.559	6-18	.333	14-24	.583	9-25	34-1.2	35-0	11	15	11	12	86-3.1
Conf	16-0	166-10.4	23-39	.590	3-10	.300	9-13	.692	5-18	23-1.4	25-0	8	11	8	8	58-3.6
2025-26	9-0	88-9.8	9-24	.375	1-10	.100	4-7	.571	5-15	20-2.2	6-0	6	4	3	4	23-2.6
Conf	--	--	--	--	--	--	--	--	--	--	--	--	--	--	--	--
CAREER	68-18	1139-16.7	154-342	.450	34-107	.318	78-114	.684	39-155	194-2.9	93-0	94	89	57	57	420-6.2

% at San Diego; # at USC

R-Senior | Guard | 6-3 | 190 | Nassau, Bahamas | Sunrise Christian Academy [Chipola JC/Queens/Utah State]



Season Highs

Pts	22	vs. Santa Clara (12/6/25)
Reb	7	vs. Florida Gulf Coast (12/14/25)
FG	9	vs. Santa Clara (12/6/25)
FGA	12	twice
3FG	1	six times
3FGA	4	vs. UT Arlington (11/8/25)
FT	12	vs. Alabama State (11/26/25)
FTA	14	vs. Alabama State (11/26/25)
Ast	7	vs. San Jose State (12/20/25)
Blk	1	twice
Stl	3	three times
Min	30	vs. Florida Gulf Coast (12/14/25)

Career Highs NCAA

29	at North Alabama (1/27/24) ^{Queens}
11	twice
11	three times
20	twice
2	seven times
5	twice
12	twice
21	at Jacksonville (1/18/24) ^{Queens}
10	at Winthrop (12/5/23) ^{Queens}
2	three times
5	at Jacksonville (1/18/24) ^{Queens}
35	at Jacksonville (1/18/24) ^{Queens}

MW Career Highs

18	vs. San Diego State (2/22/25) ^{USU}
6	twice
6	twice
9	four times
2	at Colorado State (3/1/25) ^{USU}
2	twice
12	vs. San Diego State (2/22/25) ^{USU}
13	vs. San Diego State (2/22/25) ^{USU}
7	vs. San Jose State (12/20/25)
1	twice
3	twice
30	at Boise State (2/26/25) ^{USU}

12.5 PPG | 3.9 RPG | 23.8 MPG | 3.5 APG

2025-26 GAME-BY-GAME

Opponent	MP	FG-A	3G-A	FT-A	O-D-T	PF	A	TO	BS	ST	TP
East Texas A&M*	24	2-8	0-1	2-5	1-5-6	1	2	3	0	0	6
UT Arlington*	27	3-9	1-4	8-8	1-3-4	2	2	3	0	3	15
UC Riverside					-INJ-						
at New Mexico State*	23	4-8	1-2	9-11	1-5-6	5	1	2	0	1	18
vs. Nebraska*	13	1-2	0-1	1-2	1-2-3	1	3	1	0	2	3
vs. Mississippi St	23	5-9	1-2	2-2	0-1-1	2	0	3	0	0	13
Alabama State*	24	3-4	0-0	12-14	0-3-3	2	5	4	0	1	18
NM Highlands*	22	2-4	1-3	1-2	0-1-1	1	6	2	0	3	6
Santa Clara*	26	9-12	1-3	3-3	0-3-3	3	6	2	1	3	22
at VCU*	22	5-12	1-3	3-4	0-4-4	4	2	1	1	1	14
Florida Gulf Coast*	30	3-8	0-3	6-8	2-5-7	4	4	2	0	1	12
San Jose State*	27	3-6	0-2	4-5	0-5-5	1	7	4	0	2	10

* game started

SEASON NOTES

- Preseason All-Mountain West Team
- Had 10 points and seven assists vs. San Jose State (Dec. 20)
- Had 12 points and seven rebounds vs. FGCU (Dec. 14)
- Scored 14 points at VCU (Dec. 10)
- Had 22 points (9-12 FG) and six assists vs. Santa Clara (Dec. 6)
- Had 18 points (12-14 FT) and five assists vs. Alabama State (Nov. 26)
- Had 13 points, including the go-ahead layup in the final minute, vs. Mississippi State (Nov. 21)
- Had 18 points and six rebounds at New Mexico State (Nov. 15)
- Had 15 points (8-8 FT) and three steals vs. UT Arlington (Nov. 8)
- Had six points and six rebounds in the season opener vs. East Texas A&M (Nov. 5)
- Had six points and four steals in the exhibition vs. Northern Arizona (Oct. 30)
- Scored six points in the exhibition at Washington State (Oct. 25)

	2025-26	CAREER	STREAK
Double-Doubles	-	3	-
Double Figure Scoring	8	47	4
20-Point Games	1	12	-
10-Rebound Games	-	2	-
10-Assist Games	-	1	-

CAREER STATISTICS

Year	G-GS	Min-Avg.	FG-FGA	Pct.	3FG-3FGA	Pct.	FT-FTA	Pct.	Off-Def.	Reb-Avg.	PF-DQ	Ast	TO	Blk	Stl	Pts-Avg
2020-21 %	33-5	140-4.2	54-103	.524	2-9	.222	35-51	.686	32-58	90-2.7	20-1	22	34	9	22	145-4.4
Conf	11-0	23-2.1	11-26	.423	0-2	.000	9-10	.900	11-26	37-3.4	4-0	5	12	1	9	31-2.8
2021-22 %	34-28	784-23.1	121-255	.475	15-38	.395	109-160	.681	33-139	172-5.1	104-4	113	97	18	44	366-10.8
Conf	12-7	284-23.7	37-93	.398	4-10	.400	40-70	.571	11-44	55-4.6	43-2	43	33	9	14	118-9.8
2022-23 #	32-28	907-28.3	187-388	.482	20-55	.364	150-200	.750	26-161	187-5.8	84-2	117	104	12	38	544-17.0
Conf	15-12	422-28.1	93-187	.497	11-30	.367	82-110	.745	10-85	95-6.3	43-1	50	49	4	14	279-18.6
2023-24 &	34-23	637-18.7	92-168	.548	13-30	.433	68-99	.687	24-62	86-2.5	57-0	58	37	4	30	265-7.8
Conf	20-19	385-19.3	66-109	.606	8-15	.533	43-66	.652	14-37	51-2.6	36-0	32	15	2	21	183-9.2
2025-26	11-10	261-23.8	40-82	.488	6-24	.250	51-64	.797	6-37	43-3.9	26-1	38	27	2	17	137-12.5
Conf	1-1	27-27.0	3-6	.500	0-2	.000	4-5	.800	0-5	5-5.0	1-0	7	4	0	2	10-10.0
CAREER ^{NCAA}	77-61	1811-23.5	319-638	.500	39-109	.358	269-363	.741	56-260	316-4.1	167-3	213	168	18	85	946-12.3

% at Chipola; # at Queens; & at Utah State



Season Highs

Pts	13	vs. UC Riverside (11/11/25)
Reb	6	vs. NM Highlands (12/1/25)
FG	5	vs. UC Riverside (11/11/25)
FGA	10	vs. UC Riverside (11/11/25)
3FG	3	twice
3FGA	7	vs. NM Highlands (12/1/25)
FT	2	vs. UC Riverside (11/11/25)
FTA	3	vs. UC Riverside (11/11/25)
Ast	2	vs. NM Highlands (12/1/25)
Blk	1	vs. San Jose State (12/20/25)
Stl	2	twice
Min	24	vs. UC Riverside (11/11/25)

Career Highs

26	vs. South Dakota (3/7/25) ^{NDSU}
10	five times
9	at Eastern Washington (1/6/24) ^{NDSU}
15	vs. South Dakota (3/7/25) ^{NDSU}
5	twice
10	at New Mexico (11/26/22) ^{NDSU}
9	vs. South Dakota (3/7/25) ^{NDSU}
11	vs. South Dakota (3/7/25) ^{NDSU}
9	vs. Pacific (11/13/22) ^{NDSU}
2	three times
2	nine times
40	at Kansas City (1/11/24) ^{NDSU}

MW Career Highs

6	vs. San Jose State (12/20/25)
3	vs. San Jose State (12/20/25)
2	vs. San Jose State (12/20/25)
4	vs. San Jose State (12/20/25)
2	vs. San Jose State (12/20/25)
4	vs. San Jose State (12/20/25)
--	
--	
1	vs. San Jose State (12/20/25)
1	vs. San Jose State (12/20/25)
--	
15	vs. San Jose State (12/20/25)

6.6 PPG | 2.7 RPG | 14.7 MPG |

2025-26 GAME-BY-GAME

Opponent	MP	FG-A	3G-A	FT-A	O-D-T	Pf	A	TO	BS	ST	TP
East Texas A&M	13	4-5	3-3	0-0	0-2-2	1	0	1	0	0	11
UT Arlington	14	2-5	0-3	0-0	0-1-1	1	1	1	0	0	4
UC Riverside	24	5-10	1-5	2-3	0-5-5	1	0	0	0	2	13
at New Mexico State	6	0-1	0-1	0-0	0-0-0	1	1	1	0	0	0
vs. Nebraska	10	1-7	0-5	0-0	0-2-2	3	0	1	0	2	2
vs. Mississippi St					-DNP-						
Alabama State					-DNP-						
NM Highlands	21	3-8	3-7	1-2	1-5-6	2	2	1	0	1	10
Santa Clara					-DNP-						
at VCU					-DNP-						
Florida Gulf Coast					-DNP-						
San Jose State	15	2-4	2-4	0-0	0-3-3	4	1	0	1	0	6

* game started

SEASON NOTES

- Scored six points vs. San Jose State (Dec. 20)
- Had 10 points and six rebounds vs. NM Highlands (Dec. 1)
- Had 13 points and five rebounds vs. UC Riverside (Nov. 11)
- Had four points vs. UT Arlington (Nov. 8)
- Scored 11 points (3-3 3FG) in the season opener vs. East Texas A&M (Nov. 5)
- Had three points in the exhibition vs. Northern Arizona (Oct. 30)
- Scored four points in the exhibition at Washington State (Oct. 25)

	2025-26	CAREER	STREAK
Double-Doubles	-	3	-
Double Figure Scoring	3	46	-
20-Point Games	-	4	-
10-Rebound Games	-	5	-

CAREER STATISTICS

Year	G-GS	Min-Avg.	FG-FGA	Pct.	3FG-3FGA	Pct.	FT-FTA	Pct.	Off-Def.	Reb-Avg.	PF-DQ	Ast	TO	Blk	Stl	Pts-Avg
2022-23 %	30-20	783-26.1	79-209	.378	46-128	.359	33-48	.688	14-86	100-3.3	56-0	53	43	4	17	237-7.9
Conf	16-9	427-26.7	33-87	.379	21-53	.396	18-25	.720	7-56	63-3.9	30-0	29	25	2	7	105-6.6
2023-24 %	31-19	778-25.1	89-206	.432	38-95	.400	45-57	.789	17-110	127-4.1	62-1	47	38	8	15	261-8.4
Conf	16-9	366-22.9	32-91	.352	11-41	.268	31-36	.861	5-55	60-3.8	39-0	27	17	4	8	106-6.6
2024-25 %	30-0	637-21.2	107-210	.510	33-90	.367	71-96	.740	34-101	135-4.5	48-1	38	36	7	8	318-10.6
Conf	16-0	377-23.6	65-123	.528	16-46	.348	35-53	.660	28-56	84-5.3	21-0	26	12	3	6	181-11.3
2025-26	7-0	103-14.7	17-40	.425	9-28	.321	3-5	.600	1-18	19-2.7	13-0	5	5	1	5	46-6.6
Conf	1-0	15-15.0	2-4	.500	2-4	.500	0-0	.000	0-3	3-3.0	4-0	1	0	1	0	6-6.0
CAREER	98-39	2301-23.5	292-665	.439	126-341	.370	152-206	.738	66-315	381-3.9	179-2	143	122	20	45	862-8.8

% at North Dakota State



Season Highs

Pts	11	vs. UC Riverside (11/11/25)
Reb	7	at VCU (12/10/25)
FG	4	vs. UC Riverside (11/11/25)
FGA	7	vs. Florida Gulf Coast (12/14/25)
3FG	2	vs. Nebraska (11/20/25)
3FGA	3	twice
FT	6	vs. East Texas A&M (11/5/25)
FTA	8	vs. East Texas A&M (11/5/25)
Ast	6	twice
Blk	1	twice
Stl	3	vs. Florida Gulf Coast (12/14/25)
Min	33	vs. Florida Gulf Coast (12/14/25)

Career Highs

27	vs. Seattle Pacific (11/29/24) ^{PLN}
14	vs. Azusa Pacific (1/11/23) ^{PLN}
11	at Chaminade (1/27/23) ^{PLN}
21	at Chaminade (1/27/23) ^{PLN}
4	vs. Chaminade (1/25/23) ^{PLN}
7	vs. Chaminade (1/25/23) ^{PLN}
8	twice
12	at Florida Southern (11/3/24) ^{PLN}
10	twice
3	vs. Azusa Pacific (12/18/21) ^{PLN}
4	eight times
39	twice

MW Career Highs

4	vs. San Jose State (12/20/25)
4	vs. San Jose State (12/20/25)
2	vs. San Jose State (12/20/25)
5	vs. San Jose State (12/20/25)
--	
3	vs. San Jose State (12/20/25)
--	
--	
3	vs. San Jose State (12/20/25)
--	
--	
27	vs. San Jose State (12/20/25)

4.9 PPG | 3.9 RPG | 22.3 MPG | 2.7 APG

2025-26 GAME-BY-GAME

Opponent	MP	FG-A	3G-A	FT-A	O-D-T	PF	A	TO	BS	ST	TP
East Texas A&M	23	0-2	0-0	6-8	1-3-4	1	1	2	0	2	6
UT Arlington	26	0-2	0-1	0-0	1-5-6	0	2	0	1	0	0
UC Riverside*	32	4-6	0-0	3-5	0-3-3	2	1	2	1	1	11
at New Mexico State	19	0-1	0-0	0-0	0-1-1	1	2	1	0	1	0
vs. Nebraska	21	2-2	2-2	2-2	1-3-4	0	3	2	0	0	8
vs. Mississippi St	22	1-3	1-3	2-3	2-4-6	2	3	0	0	0	5
Alabama State	16	2-3	0-0	2-3	2-0-2	2	1	0	0	0	6
NM Highlands	15	0-1	0-0	0-0	0-2-2	1	6	0	0	0	0
Santa Clara	15	2-2	0-0	2-2	2-2-4	1	2	0	0	1	6
at VCU	20	2-4	0-0	2-3	2-5-7	4	2	3	0	1	6
Florida Gulf Coast	33	2-7	0-3	3-3	2-2-4	4	6	3	0	3	7
San Jose State*	27	2-5	0-3	0-0	1-3-4	3	3	2	0	0	4

* game started

SEASON NOTES

- Had seven points, six assists and three steals vs. FGCU (Dec. 14)
- Had six points and seven rebounds at VCU (Dec. 10)
- Had six points (2-2 FG) and four rebounds vs. Santa Clara (Dec. 6)
- Had six assists vs. NM Highlands (Dec. 1)
- Scored six points vs. Alabama State (Nov. 26)
- Had eight points (2-2 3FG) vs. Nebraska (Nov. 20)
- Scored 11 points (4-6 FG) in his first start as a Lobo vs. UC Riverside (Nov. 11)
- Had six rebounds vs. UT Arlington (Nov. 8)
- Had six points and four rebounds in the season opener vs. East Texas A&M (Nov. 5)
- Had two points and four assists in the exhibition vs. Northern Arizona (Oct. 30)
- Had seven points (5-5 FT), five rebounds, three assists and three steals in the exhibition at Washington State (Oct. 25)

	2025-26	CAREER	STREAK
Double-Doubles	-	6	-
Double Figure Scoring	1	55	-
20-Point Games	-	7	-
10-Rebound Games	-	6	-
10-Assist Games	-	2	-

CAREER STATISTICS

Year	G-GS	Min-Avg.	FG-FGA	Pct.	3FG-3FGA	Pct.	FT-FTA	Pct.	Off-Def.	Reb-Avg.	PF-DQ	Ast	TO	Blk	Stl	Pts-Avg
2020-21 %	11-11	307-27.9	32-67	.478	2-21	.095	25-33	.758	22-43	65-5.9	29-1	30	13	5	21	91-8.3
Conf	9-9	257-28.6	24-52	.462	1-18	.056	23-31	.742	14-37	51-5.7	25-1	28	8	3	19	72-8.0
2021-22 %	18-12	482-26.8	55-105	.524	9-24	.375	52-60	.867	23-71	94-5.2	46-0	59	44	7	31	171-9.5
Conf	7-4	199-28.4	28-46	.609	6-12	.500	23-26	.885	6-31	37-5.3	18-0	22	18	4	15	85-12.1
2022-23 %	29-29	877-30.2	133-252	.528	27-66	.409	50-74	.676	64-115	179-6.2	53-3	135	55	14	44	343-11.8
Conf	20-20	613-30.7	99-184	.538	20-45	.444	36-51	.706	50-79	129-6.5	32-1	101	33	9	32	254-12.7
2024-25 %	35-35	1073-30.7	162-341	.475	25-66	.379	112-155	.723	47-158	205-5.9	88-1	115	94	10	53	461-13.2
Conf	20-20	620-31.0	92-193	.477	15-34	.441	68-89	.764	32-96	128-6.4	46-1	59	52	6	25	267-13.4
2025-26	12-2	267-22.3	17-38	.447	3-12	.250	22-29	.759	14-33	47-3.9	22-0	32	15	2	9	59-4.9
Conf	1-1	27-27.0	2-5	.400	0-3	.000	0-0	.000	1-3	4-4.0	3-0	3	2	0	0	4-4.0
CAREER	105-89	3012-28.7	399-803	.497	66-189	.349	261-351	.744	170-420	590-5.6	238-5	371	221	38	158	1125-10.7

Freshman | Guard | 5-11 | 165 | North Highlands, CA | Prescott HS {AZ}



Season Highs

Pts	15	vs. Santa Clara (12/6/25)
Reb	5	twice
FG	6	vs. Santa Clara (12/6/25)
FGA	15	vs. Nebraska (11/20/25)
3FG	3	twice
3FGA	8	vs. Nebraska (11/20/25)
FT	5	vs. Mississippi State (11/21/25)
FTA	6	vs. Mississippi State (11/21/25)
Ast	5	vs. East Texas A&M (11/5/25)
Blk	--	
Stl	3	three times
Min	31	twice

Career Highs

15	vs. Santa Clara (12/6/25)
5	twice
6	vs. Santa Clara (12/6/25)
15	vs. Nebraska (11/20/25)
3	twice
8	vs. Nebraska (11/20/25)
5	vs. Mississippi State (11/21/25)
6	vs. Mississippi State (11/21/25)
5	vs. East Texas A&M (11/5/25)
--	
3	three times
31	twice

MW Career Highs

11	vs. San Jose State (12/20/25)
2	vs. San Jose State (12/20/25)
5	vs. San Jose State (12/20/25)
7	vs. San Jose State (12/20/25)
--	
2	vs. San Jose State (12/20/25)
1	vs. San Jose State (12/20/25)
1	vs. San Jose State (12/20/25)
4	vs. San Jose State (12/20/25)
--	
--	
31	vs. San Jose State (12/20/25)

10.9 PPG | 2.8 RPG | 26.2 MPG | 2.1 APG

2025-26 GAME-BY-GAME

Opponent	MP	FG-A	3G-A	FT-A	O-D-T	PF	A	TO	BS	ST	TP
East Texas A&M	24	5-11	2-3	2-4	0-2-2	0	5	1	0	3	14
UT Arlington	20	2-6	0-2	1-1	0-0-0	4	0	2	0	1	5
UC Riverside					-INJ-						
at New Mexico State	21	4-7	3-4	2-2	1-1-2	4	1	2	0	1	13
vs. Nebraska	30	4-15	1-8	1-1	1-3-4	5	2	2	0	3	10
vs. Mississippi St*	30	3-8	2-4	5-6	0-5-5	4	3	2	0	0	13
Alabama State	29	4-10	2-5	1-2	2-2-4	5	0	0	0	2	11
NM Highlands*	18	3-9	2-7	4-4	1-2-3	3	2	1	0	3	12
Santa Clara	31	6-11	3-5	0-0	0-1-1	4	3	0	0	1	15
at VCU	26	3-7	0-2	2-2	1-2-3	1	2	0	0	2	8
Florida Gulf Coast	29	3-7	0-4	2-2	2-3-5	4	1	3	0	1	8
San Jose State	31	5-7	0-2	1-1	1-1-2	4	4	1	0	0	11

* game started


SEASON NOTES

- Had 11 points and four assists vs. San Jose St (Dec. 20)
- Had 15 points and three assists vs. Santa Clara (Dec. 6)
- Scored 12 points vs. NM Highlands (Dec. 1)
- Had 11 points and four rebounds vs. Alabama State (Nov. 26)
- Had 13 points and five rebounds in first career start vs. Mississippi State (Nov. 21)
- Had 10 points and four rebounds vs. Nebraska (Nov. 20)
- Had 13 points (3-4 3FG) at New Mexico State (Nov. 15)
- Had 14 points, five assists and three steals in his collegiate debut vs. East Texas A&M (Nov. 5)
- Had three points and five rebounds in the exhibition vs. Northern Arizona (Oct. 30)
- Scored 11 points in the exhibition at Washington State (Oct. 25)

	2025-26	CAREER	STREAK
Double Figure Scoring	8	8	1

CAREER STATISTICS

Year	G-GS	Min-Avg.	FG-FGA	Pct.	3FG-3FGA	Pct.	FT-FTA	Pct.	Off-Def.	Reb-Avg.	PF-DQ	Ast	TO	Blk	Stl	Pts-Avg
2025-26	11-2	28.8-26.2	42-98	.429	15-46	.326	21-25	.840	9-22	31-2.8	38-2	23	14	0	17	120-10.9
Conf	1-0	31-31.0	5-7	.714	0-2	.000	1-1	1.000	1-1	2-2.0	4-0	4	1	0	0	11-11.0
CAREER	11-2	28.8-26.2	42-98	.429	15-46	.326	21-25	.840	9-22	31-2.8	38-2	23	14	0	17	120-10.9



Season Highs

Pts	14	twice
Reb	7	twice
FG	6	vs. UC Riverside (11/11/25)
FGA	13	vs. Nebraska (11/20/25)
3FG	3	five times
3FGA	9	vs. Nebraska (11/20/25)
FT	4	vs. Santa Clara (12/6/25)
FTA	4	three times
Ast	1	four times
Blk	2	twice
Stl	2	vs. UT Arlington (11/8/25)
Min	30	three times

Career Highs NCAA

14	twice
7	twice
6	vs. UC Riverside (11/11/25)
13	vs. Nebraska (11/20/25)
3	five times
9	vs. Nebraska (11/20/25)
4	vs. Santa Clara (12/6/25)
4	three times
1	four times
2	twice
2	vs. UT Arlington (11/8/25)
30	three times

MW Career Highs

9	vs. San Jose State (12/20/25)
--	
3	vs. San Jose State (12/20/25)
7	vs. San Jose State (12/20/25)
3	vs. San Jose State (12/20/25)
6	vs. San Jose State (12/20/25)
--	
--	
1	vs. San Jose State (12/20/25)
2	vs. San Jose State (12/20/25)
--	
27	vs. San Jose State (12/20/25)

10.6 PPG | 3.4 RPG | 26.0 MPG | 0.8 BPG

2025-26 GAME-BY-GAME

Opponent	MP	FG-A	3G-A	FT-A	O-D-T	PF	A	TO	BS	ST	TP
East Texas A&M*	21	4-10	1-6	0-0	1-2-3	2	0	1	1	0	9
UT Arlington*	24	2-3	1-2	2-3	0-1-1	2	0	1	2	2	7
UC Riverside*	30	6-11	2-4	0-0	1-3-4	1	1	0	1	0	14
at New Mexico State*	28	3-7	2-6	0-1	0-5-5	1	0	0	1	0	8
vs. Nebraska*	30	4-13	3-9	1-2	1-6-7	2	1	4	1	0	12
vs. Mississippi St*	29	5-11	2-5	0-0	2-3-5	1	0	0	0	0	12
Alabama State*	22	4-9	2-6	2-4	0-0-0	2	0	1	0	0	12
NM Highlands*	17	4-8	3-6	1-2	2-1-3	1	0	2	1	0	12
Santa Clara*	30	3-5	3-5	4-4	0-2-2	2	1	0	0	1	13
at VCU*	27	2-6	1-5	0-0	0-4-4	2	0	0	1	0	5
Florida Gulf Coast*	28	4-11	3-8	3-4	2-5-7	1	0	0	0	0	14
San Jose State*	27	3-7	3-6	0-0	0-0-0	0	1	0	2	0	9

* game started

SEASON NOTES

- Scored nine points vs. San Jose State (Dec. 20)
- Had 14 points and seven rebounds vs. FGCU (Dec. 14)
- Had 13 points vs. Santa Clara (Dec. 6)
- Scored 12 points vs. NM Highlands (Dec. 1)
- Had 12 points vs. Alabama State (Nov. 26)
- Scored 12 points vs. Mississippi State (Nov. 21)
- Had 12 points and seven rebounds vs. Nebraska (Nov. 20)
- Had eight points and five rebounds at New Mexico State (Nov. 15)
- Had 14 points for first career double figure game vs. UC Riverside (Nov. 11)
- Had seven points, two blocks and two steals vs. UT Arlington (Nov. 8)
- Had nine points and three rebounds in the season opener vs. East Texas A&M (Nov. 5)
- Scored 20 points (5-11 3FG) in the exhibition vs. Northern Arizona (Oct. 30)
- Had 11 points and five rebounds in the exhibition at Washington State (Oct. 25)

	2025-26	CAREER	STREAK
Double Figure Scoring	7	7	-

CAREER STATISTICS

Year	G-GS	Min-Avg.	FG-FGA	Pct.	3FG-3FGA	Pct.	FT-FTA	Pct.	Off-Def.	Reb-Avg.	PF-DQ	Ast	TO	Blk	Stl	Pts-Avg
2022-23 %	4-0	19-4.8	1-8	.125	1-5	.200	0-0	.000	0-3	3-0.8	1-0	0	2	1	0	3-0.8
Conf	0-0	-	-	-	-	-	-	-	-	-	-	-	-	-	-	-
2023-24 %	7-0	37-5.3	5-21	.238	2-16	.125	0-0	.000	0-5	5-0.7	3-0	0	3	0	0	12-1.7
Conf	1-0	3-3.0	0-2	.000	0-2	.000	0-0	.000	0-1	1-1.0	0-0	0	0	0	0	0-0.0
2024-25 #	30-29	1073-35.8	204-431	.473	89-224	.397	88-106	.830	47-180	227-7.6	72-2	56	67	46	32	585-19.5
Conf	23-22	827-36.0	155-342	.453	70-177	.395	64-77	.831	32-141	173-7.5	58-1	47	60	34	26	444-19.3
2025-26	12-12	311-26.0	44-101	.436	26-68	.382	13-20	.650	9-32	41-3.4	17-0	4	9	10	3	127-10.6
Conf	1-1	27-27.0	3-7	.429	3-6	.500	0-0	.000	0-0	0-0.0	0-0	1	0	2	0	9-9.0
CAREER ^{NCAA}	23-12	367-16.0	50-130	.385	29-89	.326	13-20	.650	9-40	49-2.1	21-0	4	14	11	3	142-6.2

% at Rutgers; # at Garden City CC



Season Highs

Pts	15	vs. UC Riverside (11/11/25)
Reb	6	at New Mexico State (11/15/25)
FG	7	vs. UC Riverside (11/11/25)
FGA	10	vs. UC Riverside (11/11/25)
3FG	2	twice
3FGA	5	at New Mexico State (11/15/25)
FT	6	at VCU (12/10/25)
FTA	6	at VCU (12/10/25)
Ast	6	vs. Nebraska (11/20/25)
Blk	1	twice
Stl	3	twice
Min	33	vs. Nebraska (11/20/25)

Career Highs

15	twice
7	three times
7	vs. UC Riverside (11/11/25)
10	twice
5	at UC Irvine (2/8/25) ^{UCSD}
8	at UC Irvine (2/8/25) ^{UCSD}
8	at Idaho (12/15/24) ^{UCSD}
8	twice
8	vs. CSUN (1/25/25) ^{UCSD}
2	three times
6	twice
34	three times

MW Career Highs

--
--
--
--
--
--
--
--
--
--
--
--
--

5.5 PPG | 3.0 RPG | 24.5 MPG | 3.4 APG

2025-26 GAME-BY-GAME

Opponent	MP	FG-A	3G-A	FT-A	O-D-T	PF	A	TO	BS	ST	TP
East Texas A&M*	21	1-3	0-0	1-2	0-1-1	2	3	0	0	3	3
UT Arlington*	22	1-5	1-1	3-4	2-2-4	3	5	1	0	3	6
UC Riverside*	31	7-10	0-0	1-2	0-4-4	3	5	2	1	2	15
at New Mexico State*	31	2-7	0-5	0-0	1-5-6	4	3	1	0	0	4
vs. Nebraska*	33	1-4	0-3	2-2	1-3-4	5	6	3	0	2	4
vs. Mississippi St*	25	1-4	0-1	4-4	1-1-2	1	3	2	0	2	6
Alabama State*	26	0-2	0-0	4-4	1-1-2	0	5	3	0	1	4
NM Highlands*	17	0-4	0-3	0-0	1-2-3	1	2	1	0	2	0
Santa Clara*	24	2-3	2-3	0-0	0-1-1	1	3	3	0	2	6
at VCU*	28	0-1	0-0	6-6	0-3-3	2	1	3	1	0	6
Florida Gulf Coast*	11	2-3	2-2	0-0	1-2-3	0	1	1	0	2	6
San Jose State					-INJ-						

* game started

SEASON NOTES

- Scored six points (2-2 3FG) vs. FGCU (Dec. 14)
- Had six points (6-6 FT) at VCU (Dec. 10)
- Scored six points (2-3 3FG) vs. Santa Clara (Dec. 6)
- Had a season-high six assists vs. Nebraska (Nov. 20)
- Tied a career high with 15 points vs. UC Riverside (Nov. 11)
- Had six points, five assists and three steals vs. UT Arlington (Nov. 8)
- Had three points and three assists in the season opener vs. East Texas A&M (Nov. 5)
- Had eight points and five assists in the exhibition vs. Northern Arizona (Oct. 30)
- Had two points and four assists in the exhibition at Washington State (Oct. 25)

	2025-26	CAREER	STREAK
Double Figure Scoring	1	6	-

CAREER STATISTICS

Year	G-GS	Min-Avg.	FG-FGA	Pct.	3FG-3FGA	Pct.	FT-FTA	Pct.	Off-Def.	Reb-Avg.	PF-DQ	Ast	TO	Blk	Stl	Pts-Avg
2022-23 %	28-0	114-4.1	6-23	.261	1-9	.111	4-6	.667	0-11	11-0.4	16-0	3	7	2	6	17-0.6
Conf	11-0	37-3.4	2-6	.333	1-3	.333	0-0	.000	0-4	4-0.4	5-0	1	1	1	0	5-0.5
2023-24 %	31-0	329-10.6	16-54	.296	6-32	.188	8-12	.667	12-32	44-1.4	47-0	22	12	5	16	46-1.5
Conf	15-0	162-10.8	10-31	.323	3-18	.167	6-9	.667	4-12	16-1.1	23-0	13	3	2	8	29-1.9
2024-25 #	35-35	1016-29.0	64-143	.448	21-64	.328	48-64	.750	37-97	134-3.8	102-5	104	38	9	76	197-5.6
Conf	20-20	577-28.9	37-85	.435	18-45	.400	22-29	.759	22-52	74-3.7	61-2	67	21	7	47	114-5.7
2025-26	11-11	269-24.5	17-46	.370	5-18	.278	21-24	.875	8-25	33-3.0	22-1	37	20	2	19	60-5.5
Conf	--	--	--	--	--	--	--	--	--	--	--	--	--	--	--	--
CAREER	105-46	1724-16.4	103-266	.387	33-123	.268	81-106	.764	57-165	222-2.1	187-6	166	77	18	117	320-3.0

% at Saint Mary's; # at UCSD



Season Highs

Pts	19	vs. Mississippi State (11/21/25)
Reb	21	vs. Mississippi State (11/21/25)
FG	6	twice
FGA	11	twice
3FG	1	twice
3FGA	2	twice
FT	6	twice
FTA	8	twice
Ast	4	vs. Alabama State (11/26/25)
Blk	2	twice
Stl	3	vs. East Texas A&M (11/5/25)
Min	30	at New Mexico State (11/15/25)

Career Highs

Pts	19	vs. Mississippi State (11/21/25)
Reb	21	vs. Mississippi State (11/21/25)
FG	6	twice
FGA	11	twice
3FG	1	twice
3FGA	2	twice
FT	6	twice
FTA	8	twice
Ast	4	vs. Alabama State (11/26/25)
Blk	2	twice
Stl	3	vs. East Texas A&M (11/5/25)
Min	30	at New Mexico State (11/15/25)

MW Career Highs

Pts	--
Reb	--
FG	--
FGA	--
3FG	--
3FGA	--
FT	--
FTA	--
Ast	--
Blk	--
Stl	--
Min	--

10.9 PPG | 9.1 RPG | 24.4 MPG | 54% FG

2025-26 GAME-BY-GAME

Opponent	MP	FG-A	3G-A	FT-A	O-D-T	PF	A	TO	BS	ST	TP
East Texas A&M*	24	3-7	0-0	2-2	7-8-15	2	1	3	0	3	8
UT Arlington*	19	6-8	0-1	5-7	2-2-4	3	1	0	0	0	17
UC Riverside*	26	5-11	0-2	1-2	6-5-11	3	1	0	1	1	11
at New Mexico State*	30	4-9	0-1	3-3	5-8-13	2	1	3	0	1	11
vs. Nebraska*	27	5-6	1-1	0-2	3-4-7	1	1	2	0	1	11
vs. Mississippi St*	29	6-11	1-2	6-8	5-16-21	2	1	1	0	0	19
Alabama State*	29	2-5	0-0	1-5	1-6-7	4	4	0	2	1	5
NM Highlands					-INJ-						
Santa Clara*	27	5-8	0-1	6-8	2-8-10	2	2	2	2	1	16
at VCU*	22	3-5	0-0	5-6	1-2-3	3	1	4	0	0	11
Florida Gulf Coast*	12	0-2	0-0	0-0	0-0-0	1	0	0	0	0	0
San Jose State					-INJ-						

* game started

SEASON NOTES

- Two-time MW Freshman of the Week (Nov. 24, Dec. 8)
- Hall of Fame Classic All-Tournament Team
- Had 16 points and 10 rebounds vs. Santa Clara (Dec. 6)
- Had 19 points and a UNM freshman record 21 rebounds vs. Mississippi State (Nov. 21)
- Scored 11 points (5-6 FG) vs. Nebraska (Nov. 20)
- Had double-double of 11 points and 13 rebounds at New Mexico State (Nov. 15)
- Had 11 points and 11 rebounds for his first career double-double vs. UC Riverside (Nov. 11)
- Scored 17 points vs. UT Arlington (Nov. 8)
- Had eight points and 15 rebounds in collegiate debut vs. East Texas A&M (Nov. 5)
- Had five points and seven rebounds in the exhibition vs. Northern Arizona (Oct. 30)
- Had four points and nine rebounds in the exhibition at Washington State (Oct. 25)

	2025-26	CAREER	STREAK
Double-Doubles	4	4	-
Double Figure Scoring	6	6	-
10 Rebound Games	5	5	-
20 Rebound Games	1	1	-

CAREER STATISTICS

Year	G-GS	Min-Avg.	FG-FGA	Pct.	3FG-3FGA	Pct.	FT-FTA	Pct.	Off-Def.	Reb-Avg.	PF-DQ	Ast	TO	Blk	Stl	Pts-Avg
2025-26	10-10	24.4	39-72	.542	2-8	.250	29-43	.674	32-59	91-9.1	23-0	13	15	5	8	109-10.9
Conf	--															
CAREER	10-10	24.4	39-72	.542	2-8	.250	29-43	.674	32-59	91-9.1	23-0	13	15	5	8	109-10.9



#23 JAKE HALL

Freshman | Guard | 6-4 | 200 | Carlsbad, CA | Carlsbad HS



Season Highs

Pts	24	twice
Reb	7	vs. Florida Gulf Coast (12/14/25)
FG	9	at VCU (12/10/25)
FGA	17	vs. Nebraska (11/20/25)
3FG	7	vs. Alabama State (11/26/25)
3FGA	15	vs. Nebraska (11/20/25)
FT	4	three times
FTA	5	vs. UC Riverside (11/11/25)
Ast	3	vs. UC Riverside (11/11/25)
Blk	1	vs. Santa Clara (12/6/25)
Stl	2	twice
Min	33	vs. UC Riverside (11/11/25)

Career Highs

24	twice
7	vs. Florida Gulf Coast (12/14/25)
9	at VCU (12/10/25)
17	vs. Nebraska (11/20/25)
7	vs. Alabama State (11/26/25)
15	vs. Nebraska (11/20/25)
4	three times
5	vs. UC Riverside (11/11/25)
3	vs. UC Riverside (11/11/25)
1	vs. Santa Clara (12/6/25)
2	twice
33	vs. UC Riverside (11/11/25)

MW Career Highs

18	vs. San Jose State (12/20/25)
3	vs. San Jose State (12/20/25)
6	vs. San Jose State (12/20/25)
10	vs. San Jose State (12/20/25)
2	vs. San Jose State (12/20/25)
5	vs. San Jose State (12/20/25)
4	vs. San Jose State (12/20/25)
4	vs. San Jose State (12/20/25)
2	vs. San Jose State (12/20/25)
--	
1	vs. San Jose State (12/20/25)
32	vs. San Jose State (12/20/25)

14.5 PPG | 2.5 RPG | 26.8 MPG | 1.4 APG | 41% 3FG

2025-26 GAME-BY-GAME

Opponent	MP	FG-A	3G-A	FT-A	O-D-T	PF	A	TO	BS	ST	TP
East Texas A&M*	25	6-12	2-6	0-1	0-3-3	0	2	1	0	0	14
UT Arlington*	24	3-6	1-4	2-2	0-2-2	1	2	1	0	2	9
UC Riverside*	33	4-10	2-6	4-5	0-3-3	1	3	1	0	2	14
at New Mexico State*	26	3-6	1-3	0-0	1-0-1	1	1	1	0	0	7
vs. Nebraska*	28	7-17	6-15	0-0	0-3-3	1	2	1	0	1	20
vs. Mississippi St*	24	2-6	2-6	0-0	0-1-1	4	1	1	0	0	6
Alabama State*	31	7-12	7-12	3-3	0-0-0	0	1	1	0	0	24
NM Highlands*	16	6-9	5-8	4-4	3-1-4	1	1	0	0	0	21
Santa Clara*	23	2-8	0-4	1-2	0-2-2	1	0	2	1	0	5
at VCU*	32	9-15	5-7	1-1	1-0-1	4	1	1	0	0	24
Florida Gulf Coast*	28	5-14	2-10	0-0	2-5-7	1	1	1	0	1	12
San Jose State*	32	6-10	2-5	4-4	0-3-3	1	2	0	0	1	18

* game started

SEASON NOTES

- Scored 18 points, most ever by a UNM freshman in his first MW game, vs. San Jose State (Dec. 20)
- Had 12 points and seven rebounds vs. FGCU (Dec. 14)
- Scored 24 points (9-15 FG, 5-7 3FG) at VCU (Dec. 10)
- Had 21 points (5-8 3FG) and four rebounds vs. NM Highlands (Dec. 1)
- Had 24 points (tying UNM freshman record with seven 3-pointers) vs. Alabama State (Nov. 26)
- Scored 20 points vs. Nebraska (Nov. 20)
- Had 14 points vs. UC Riverside (Nov. 11)
- Had nine points vs. UT Arlington (Nov. 8)
- Scored 14 points in his collegiate debut vs. East Texas A&M (Nov. 5)
- Had 12 points in the exhibition vs. Northern Arizona (Oct. 30)
- Scored 10 points in the exhibition at Washington State (Oct. 25)

	2025-26	CAREER	STREAK
Double Figure Scoring	8	8	3
20-point games	4	4	-

CAREER STATISTICS

Year	G-GS	Min-Avg.	FG-FGA	Pct.	3FG-3FGA	Pct.	FT-FTA	Pct.	Off-Def.	Reb-Avg.	PF-DQ	Ast	TO	Blk	Stl	Pts-Avg
2025-26	12-12	32.2-26.8	60-125	.480	35-86	.407	19-22	.864	7-23	30-2.5	16-0	17	11	1	7	17.4-14.5
Conf	1-1	32-32.0	6-10	.600	2-5	.400	4-4	1.000	0-3	3-3.0	1-0	2	0	0	1	18-18.0
CAREER	12-12	32.2-26.8	60-125	.480	35-86	.407	19-22	.864	7-23	30-2.5	16-0	17	11	1	7	17.4-14.5



#29 TIMÉO PONS

Freshman | Guard | 6-9 | 195 | Les Sables-d'Olonne, France | Nanterre 92



Season Highs

Pts	11	vs. NM Highlands (12/1/25)
Reb	1	three times
FG	3	vs. NM Highlands (12/1/25)
FGA	7	vs. NM Highlands (12/1/25)
3FG	3	vs. NM Highlands (12/1/25)
3FGA	7	vs. NM Highlands (12/1/25)
FT	2	twice
FTA	3	vs. NM Highlands (12/1/25)
Ast	3	vs. NM Highlands (12/1/25)
Blk	1	vs. NM Highlands (12/1/25)
Stl	--	
Min	15	vs. NM Highlands (12/1/25)

Career Highs

11	vs. NM Highlands (12/1/25)
1	three times
3	vs. NM Highlands (12/1/25)
7	vs. NM Highlands (12/1/25)
3	vs. NM Highlands (12/1/25)
7	vs. NM Highlands (12/1/25)
2	twice
3	vs. NM Highlands (12/1/25)
3	vs. NM Highlands (12/1/25)
1	vs. NM Highlands (12/1/25)
--	
15	vs. NM Highlands (12/1/25)

MW Career Highs

--	
--	
--	
--	
--	
--	
--	
--	
--	
--	
3	vs. San Jose State (12/20/25)

2.2 PPG | 0.5 RPG | 4.0 MPG | 0.7 APG

2025-26 GAME-BY-GAME

Opponent	MP	FG-A	3G-A	FT-A	O-D-T	PF	A	TO	BS	ST	TP
East Texas A&M	1	0-0	0-0	0-0	0-1-1	0	0	0	0	0	0
UT Arlington	2	0-1	0-1	0-0	0-0-0	0	0	0	0	0	0
UC Riverside					-DNP-						
at New Mexico State					-DNP-						
vs. Nebraska					-DNP-						
vs. Mississippi St					-DNP-						
Alabama State					-DNP-						
NM Highlands	15	3-7	3-7	2-3	0-1-1	1	3	0	1	0	11
Santa Clara	1	0-0	0-0	2-2	0-1-1	0	1	0	0	0	2
at VCU					-DNP-						
Florida Gulf Coast	3	0-2	0-2	0-0	0-0-0	1	0	0	0	0	0
San Jose State	3	0-0	0-0	0-0	0-0-0	0	0	0	0	0	0

* game started

SEASON NOTES

- Had two points and a rebound vs. Santa Clara (Dec. 6)
- Had 11 points (3-7 3FG) and three assists vs. NM Highlands (Dec. 1)
- Had a rebound in his collegiate debut vs. East Texas A&M (Nov. 5)

	2025-26	CAREER	STREAK
Double Figure Scoring	1	1	-

CAREER STATISTICS

Year	G-GS	Min-Avg.	FG-FGA	Pct.	3FG-3FGA	Pct.	FT-FTA	Pct.	Off-Def.	Reb-Avg.	PF-DQ	Ast	TO	Blk	Stl	Pts-Avg
2025-26	6-0	24-4.0	3-10	.300	3-10	.300	4-5	.800	0-3	3-0.5	2-0	4	0	1	0	13-2.2
Conf	1-0	3-3.0	0-0	.000	0-0	.000	0-0	.000	0-0	0-0.0	0-0	0	0	0	0	0-0.0
CAREER	6-0	24-4.0	3-10	.300	3-10	.300	4-5	.800	0-3	3-0.5	2-0	4	0	1	0	13-2.2



Season Highs

Pts	19	vs. San Jose State (12/20/25)
Reb	5	vs. NM Highlands (12/1/25)
FG	7	vs. San Jose State (12/20/25)
FGA	9	vs. San Jose State (12/20/25)
3FG	3	vs. San Jose State (12/20/25)
3FGA	5	twice
FT	6	vs. Florida Gulf Coast (12/14/25)
FTA	6	vs. Florida Gulf Coast (12/14/25)
Ast	1	twice
Blk	1	vs. NM Highlands (12/1/25)
Stl	2	vs. San Jose State (12/20/25)
Min	22	vs. NM Highlands (12/1/25)

Career Highs

41	vs. Illinois-Springfield (2/10/24) ^{McKend}
11	at Maryville (2/23/23) ^{McKend}
15	vs. Illinois-Springfield (2/10/24) ^{McKend}
29	vs. Illinois-Springfield (2/10/24) ^{McKend}
6	vs. Illinois-Springfield (2/10/24) ^{McKend}
12	vs. Illinois-Springfield (2/10/24) ^{McKend}
8	vs. Northern Michigan (3/12/23) ^{McKend}
10	at Maryville (2/23/23) ^{McKend}
4	twice
2	three times
3	vs. Northern Michigan (3/12/23) ^{McKend}
51	vs. Illinois-Springfield (2/10/24) ^{McKend}

MW Career Highs

19	vs. San Jose State (12/20/25)
4	vs. San Jose State (12/20/25)
7	vs. San Jose State (12/20/25)
9	vs. San Jose State (12/20/25)
3	vs. San Jose State (12/20/25)
5	vs. San Jose State (12/20/25)
2	vs. San Jose State (12/20/25)
2	vs. San Jose State (12/20/25)
--	
2	vs. San Jose State (12/20/25)
17	vs. San Jose State (12/20/25)

5.3 PPG | 1.4 RPG | 8.6 MPG | 0.2 APG

2025-26 GAME-BY-GAME

Opponent	MP	FG-A	3G-A	FT-A	O-D-T	PF	A	TO	BS	ST	TP
East Texas A&M	6	0-1	0-0	0-0	0-0-0	2	1	0	0	0	0
UT Arlington	7	2-6	1-3	0-0	0-1-1	1	0	0	0	1	5
UC Riverside	4	1-2	0-1	0-0	0-0-0	1	0	0	0	0	2
at New Mexico State	8	2-5	1-3	0-0	0-1-1	0	0	0	0	0	5
vs. Nebraska					-DNP-						
vs. Mississippi St					-DNP-						
Alabama State	4	1-3	0-1	0-0	2-0-2	1	0	1	0	1	2
NM Highlands	22	2-8	1-5	2-2	1-4-5	3	1	0	1	0	7
Santa Clara	1	1-1	0-0	0-0	0-0-0	0	0	0	0	0	2
at VCU					-DNP-						
Florida Gulf Coast	7	0-1	0-1	6-6	0-0-0	0	0	0	0	0	6
San Jose State	17	7-9	3-5	2-2	1-3-4	2	0	0	0	2	19

* game started

SEASON NOTES

- Had 19 points (7-9 FG) and four rebounds vs. San Jose State (Dec. 20)
- Scored six points (6-6 FT) vs. FGCU (Dec. 14)
- Had seven points and five rebounds vs. NM Highlands (Dec. 1)
- Had two points and two rebounds vs. Alabama State (Nov. 26)
- Had five points at New Mexico State (Nov. 15)
- Scored two points vs. UC Riverside (Nov. 11)
- Had five points vs. UT Arlington (Nov. 8)
- Had two points in the exhibition vs. Northern Arizona (Oct. 30)
- Scored six points in the exhibition at Washington State (Oct. 25)

	2025-26	CAREER	STREAK
Double-Doubles	-	2	-
Double Figure Scoring	1	58	1
20-Point Games	-	28	-
30-Point Games (40p)	-	4 (1)	-
10-Rebound Games	-	2	-

CAREER STATISTICS

Year	G-GS	Min-Avg.	FG-FGA	Pct.	3FG-3FGA	Pct.	FT-FTA	Pct.	Off-Def.	Reb-Avg.	PF-DQ	Ast	TO	Blk	Stl	Pts-Avg
2020-21 %	2-0	5-2.5	1-2	.500	0-1	.000	0-0	.000	1-0	1-0.5	2-0	0	1	0	0	2-1.0
Conf	2-0	5-2.5	1-2	.500	0-1	.000	0-0	.000	1-0	1-0.5	2-0	0	1	0	0	2-1.0
2021-22 %	12-0	109-9.1	19-49	.388	8-16	.500	9-12	.750	9-20	29-2.4	17-0	7	12	0	1	55-4.6
Conf	7-0	57-8.1	11-26	.423	6-10	.600	8-10	.800	5-12	17-2.4	11-0	5	3	0	1	36-5.1
2022-23 %	33-32	883-26.8	214-391	.547	50-113	.442	88-112	.786	40-124	164-5.0	77-1	40	84	7	21	566-17.2
Conf	20-19	522-26.1	115-226	.509	24-62	.387	57-76	.750	28-70	98-4.9	44-1	26	60	3	11	311-15.6
2023-24 %	28-28	940-33.6	233-437	.533	56-136	.412	81-102	.794	30-111	141-5.0	61-1	24	71	14	15	603-21.5
Conf	20-20	683-34.2	163-311	.524	46-102	.451	64-84	.762	25-79	104-5.2	45-1	13	56	9	9	436-21.8
2024-25 #	1-0	20-20.0	1-6	.167	1-1	1.000	0-0	.000	1-4	5-5.0	1-0	0	1	0	0	3-3.0
Conf	0-0															
2025-26	9-0	77-8.6	16-36	.444	6-19	.2316	10-10	1.000	4-9	13-1.4	10-0	2	1	1	4	48-5.3
Conf	1-0	17-17.0	7-9	.778	3-5	.600	2-2	1.000	1-3	4-4.0	2-0	0	0	0	2	19-19.0
CAREER	85-60	2036-23.9	484-921	.526	121-286	.423	188-236	.797	85-268	353-4.2	168-2	73	170	22	41	1277-15.0



Season Highs

Pts	11	twice
Reb	9	vs. NM Highlands (12/1/25)
FG	4	vs. Santa Clara (12/6/25)
FGA	8	vs. Mississippi State (11/21/25)
3FG	1	four times
3FGA	4	vs. UT Arlington (11/8/25)
FT	4	three times
FTA	6	twice
Ast	2	at VCU (12/10/25)
Blk	2	three times
Stl	1	vs. NM Highlands (12/1/25)
Min	23	vs. San Jose State (12/20/25)

Career Highs

11	twice
9	vs. NM Highlands (12/1/25)
4	vs. Santa Clara (12/6/25)
8	vs. Mississippi State (11/21/25)
1	four times
4	vs. UT Arlington (11/8/25)
4	three times
6	twice
2	at VCU (12/10/25)
2	three times
1	vs. NM Highlands (12/1/25)
23	vs. San Jose State (12/20/25)

MW Career Highs

11	vs. San Jose State (12/20/25)
5	vs. San Jose State (12/20/25)
3	vs. San Jose State (12/20/25)
6	vs. San Jose State (12/20/25)
1	vs. San Jose State (12/20/25)
3	vs. San Jose State (12/20/25)
4	vs. San Jose State (12/20/25)
6	vs. San Jose State (12/20/25)
--	
--	
--	
23	vs. San Jose State (12/20/25)

5.7 PPG | 3.4 RPG | 12.0 MPG | 0.8 BPG | 57% FG

2025-26 GAME-BY-GAME

Opponent	MP	FG-A	3G-A	FT-A	O-D-T	PF	A	TO	BS	ST	TP
East Texas A&M	9	1-2	0-0	1-1	2-2-4	1	0	2	0	0	3
UT Arlington	9	2-6	1-4	0-0	0-2-2	4	0	3	1	0	5
UC Riverside	10	0-0	0-0	0-0	0-1-1	1	0	0	1	0	0
at New Mexico State	3	1-2	0-1	0-0	0-0-0	0	0	0	0	0	2
vs. Nebraska	8	1-1	0-0	0-0	0-1-1	1	0	0	1	0	2
vs. Mississippi St	11	2-8	0-3	0-1	1-1-2	1	0	0	0	0	4
Alabama State	5	1-1	1-1	0-0	0-0-0	0	0	0	0	0	3
NM Highlands	17	3-4	0-1	4-6	3-6-9	1	0	1	2	1	10
Santa Clara	12	4-4	0-0	3-3	4-2-6	1	0	0	1	0	11
at VCU	18	3-3	1-1	0-0	1-3-4	1	2	0	2	0	7
Florida Gulf Coast	20	3-5	0-1	4-4	4-3-7	1	0	2	2	0	10
San Jose State*	23	3-6	1-3	4-6	0-5-5	1	0	1	0	0	11

* game started

SEASON NOTES

- Had 11 points and five rebounds in first career start vs. San Jose State (Dec. 20)
- Had 10 points and seven rebounds vs. FGCU (Dec. 14)
- Had seven points (3-3 FG) at VCU (Dec. 10)
- Scored a career high 11 points (4-4 FG, 3-3 FT), along with six rebounds vs. Santa Clara (Dec. 6)
- Had 10 points and nine rebounds vs. NM Highlands (Dec. 1)
- Scored three points vs. Alabama State (Nov. 26)
- Had four points vs. Mississippi State (Nov. 21)
- Scored five points vs. UT Arlington (Nov. 8)
- Had three points and four rebounds in season opener vs. East Texas A&M (Nov. 5)
- Had two rebounds and a block in the exhibition vs. Northern Arizona (Oct. 30)
- Had three points (1-1 3FG) and four rebounds in the exhibition at Washington State (Oct. 25)

	2025-26	CAREER	STREAK
Double Figure Scoring	4	4	2

CAREER STATISTICS

Year	G-GS	Min-Avg.	FG-FGA	Pct.	3FG-3FGA	Pct.	FT-FTA	Pct.	Off-Def.	Reb-Avg.	PF-DQ	Ast	TO	Blk	Stl	Pts-Avg
2024-25 %	9-0	21-2.3	3-5	.600	0-0	.000	0-0	.000	3-3	6-0.7	1-0	0	1	1	0	6-0.7
Conf	3-0	5-1.7	1-2	.500	0-0	.000	0-0	.000	0-0	0-0.0	0-0	0	0	0	0	2-0.7
2025-26	12-1	144-12.0	24-42	.571	4-15	.267	16-21	.762	15-26	41-3.4	13-0	2	9	10	1	68-5.7
Conf	1-1	23-23.0	3-6	.500	1-3	.333	4-6	.667	0-5	5-5.0	1-0	0	1	0	0	11-11.0
CAREER	21-1	165-7.9	27-47	.574	4-15	.267	16-21	.762	18-29	47-2.2	14-0	2	10	11	1	74-3.5

% at Iowa State



Record	Overall	Home	Away	Neutral
ALL GAMES	10-2	8-0	1-1	1-1
CONFERENCE	1-0	1-0	0-0	0-0
NON-CONFERENCE	9-2	7-0	1-1	1-1

No.	Player	Total			3-Point			F-Throw			Rebounds			Other Stats													
		GP-GS	MIN	AVG	FG-FGA	FG%	3FG-3FGA	3FG%	FT-FTA	FT%	OFF	DEF	TOT	AVG	PF	DQ	A	A/G	TO	TO/G	A/TO	BLK/G	STL/G	PTS	AVG		
23	HALL, Jake	12-12	322:01	26.8	60-125	.480	35-86	.407	19-22	.864	7	23	30	2.5	16	0	17	1.42	11	0.92	1.55	1	0.08	7	0.58	174	14.5
1	ALBURY, Deyton	11-10	261:29	23.8	40-82	.488	6-24	.250	51-64	.797	6	37	43	3.9	26	1	38	3.45	27	2.45	1.41	2	0.18	17	1.55	137	12.5
4	TENETTE, Uriah	11-2	288:29	26.2	42-98	.429	15-46	.326	21-25	.840	9	22	31	2.8	38	2	23	2.09	14	1.27	1.64	0	0.00	17	1.55	120	10.9
10	BULJAN, Tomislav	10-10	243:58	24.4	39-72	.542	2-8	.250	29-43	.674	32	59	91	9.1	23	0	13	1.30	15	1.50	0.87	5	0.50	8	0.80	109	10.9
5	CHOL, Antonio	12-12	311:27	26.0	44-101	.436	26-68	.382	13-20	.650	9	32	41	3.4	17	0	4	0.33	9	0.75	0.44	10	0.83	3	0.25	127	10.6
2	MILLER, Tajavis	7-0	103:01	14.7	17-40	.425	9-28	.321	3-5	.600	1	18	19	2.4	13	0	5	0.71	5	0.71	1.00	1	0.14	5	0.71	46	6.6
35	ROCK, JT	12-1	143:59	12.0	24-42	.571	4-15	.267	16-21	.762	15	26	41	3.7	13	0	2	0.17	9	0.75	0.22	10	0.83	1	0.08	68	5.7
8	HOWELL, Chris	11-11	269:11	24.5	17-46	.370	5-18	.278	21-24	.875	8	25	33	3.0	22	1	37	3.36	20	1.82	1.85	2	0.18	19	1.73	60	5.5
31	VICENTIC, Mios	9-0	77:02	8.6	16-36	.444	6-19	.316	10-10	1.000	4	9	13	1.4	10	0	2	0.22	1	0.11	2.00	1	0.11	4	0.44	48	5.3
3	HAUPT, Luke	12-2	267:17	22.3	17-38	.447	3-12	.250	22-29	.759	14	33	47	3.9	22	0	32	2.67	15	1.25	2.13	2	0.17	9	0.75	59	4.9
0	PATTON JR., Kevin	9-0	88:21	9.8	9-24	.375	1-10	.100	4-7	.571	5	15	20	2.2	6	0	6	0.67	4	0.44	1.50	3	0.33	4	0.44	23	2.6
29	PONS, Timeo	6-0	23:45	4.0	3-10	.300	3-10	.300	4-5	.800	0	3	3	0.5	2	0	4	0.67	0	0.00	4.00	1	0.17	0	0.00	13	2.2
Total		12	2400		328-714	.459	115-344	.334	213-275	.775	123	322	445	37.1	208	4	183	15.25	140	11.67	1.31	38	3.17	94	7.83	984	82.0
Opponents		12	2400		279-702	.397	108-360	.300	157-216	.727	127	287	414	34.5	242	6	144	12.00	179	14.92	0.80	30	2.50	80	6.67	823	68.6

Team	1st	2nd	OT	TOT
New Mexico	430	554	0	984
Opponents	381	442	0	823



2025-26 New Mexico Men's Basketball
Team Game-by-Game
All games

Page 1/1
as of Dec 21, 2025

				Total		3-Pointers		Free throws		Rebounds											
Opponent	Date	Score		FG-FGA	PCT	3FG-3FGA	PCT	FT-FTA	PCT	OFF	DEF	TOT	AVG	PF	A	TO	BLK	STL	PTS	AVG	
East Texas A&M	11/05/2025	76-54	W	27-63	.429	8-20	.400	14-23	.609	12	31	43	43.0	13	15	15	1	11	76	76.0	
UT Arlington	11/08/2025	74-56	W	23-57	.404	6-26	.231	22-27	.815	9	21	30	36.5	24	15	12	4	14	74	75.0	
UC Riverside	11/11/2025	82-68	W	33-63	.524	5-18	.278	11-17	.647	9	26	35	36.0	13	11	5	5	8	82	77.3	
at New Mexico St.	11/15/2025	68-76	L	23-55	.418	8-28	.286	14-17	.824	9	27	36	36.0	19	10	13	1	4	68	75.0	
vs Nebraska	11/20/2025	72-84	L	26-67	.388	13-44	.295	7-11	.636	8	28	36	36.0	19	18	16	2	11	72	74.4	
vs Mississippi St.	11/21/2025	80-78	W	26-63	.413	9-27	.333	19-25	.760	13	33	46	37.7	17	11	10	0	2	80	75.3	
Alabama St.	11/26/2025	93-87	W	27-54	.500	12-26	.462	27-38	.711	10	17	27	36.1	16	17	11	2	6	93	77.9	
N.M. Highlands	12/01/2025	97-47	W	29-67	.433	19-50	.380	20-26	.769	15	35	50	37.9	17	26	9	8	12	97	80.3	
Santa Clara	12/06/2025	98-71	W	34-57	.596	9-23	.391	21-24	.875	9	26	35	37.6	16	18	12	5	9	98	82.2	
at VCU	12/10/2025	81-78	W	27-54	.500	8-18	.444	19-22	.864	9	24	33	37.1	21	11	14	5	4	81	82.1	
FGCU	12/14/2025	75-59	W	22-60	.367	7-34	.206	24-27	.889	16	28	44	37.7	17	13	13	2	8	75	81.5	
San Jose St.	12/20/2025	88-65	W	31-54	.574	11-30	.367	15-18	.833	4	26	30	37.1	16	18	10	3	5	88	82.0	
Total		984		328-714	.459	115-344	.334	213-275	.775	123	322	445	37.1	208	183	140	38	94	984	82.0	
Opponents		823		279-702	.397	108-360	.300	157-216	.727	127	287	414	34.5	242	144	179	30	80	823	68.6	

New Mexico Averages

Games Played	Points/game	FG Pct	3FG Pct	FT Pct	Rebounds/game	Assists/game	Turnovers/game	Assist/Turnover ratio	Steals/game	Blocks/game
12	82.0	45.9	33.4	77.5	37.1	15.3	11.7	1.3	7.8	3.2



2025-26 New Mexico Men's Basketball
Opponents Game-by-Game
All games

Page 1/1
as of Dec 21, 2025

				Total		3-Pointers		Free throws		Rebounds											
Opponent	Date	Score		FG-FGA	PCT	3FG-3FGA	PCT	FT-FTA	PCT	OFF	DEF	TOT	AVG	PF	A	TO	BLK	STL	PTS	AVG	
East Texas A&M	11/05/2025	76-54	W	21-62	.339	5-34	.147	7-11	.636	11	28	39	39.0	19	9	21	3	8	54	54.0	
UT Arlington	11/08/2025	74-56	W	18-51	.353	3-25	.120	17-24	.708	14	24	38	38.5	23	7	23	4	4	56	55.0	
UC Riverside	11/11/2025	82-68	W	21-51	.412	14-27	.519	12-13	.923	5	26	31	36.0	18	10	14	1	2	68	59.3	
at New Mexico St.	11/15/2025	68-76	L	23-56	.411	10-32	.313	20-26	.769	12	23	35	35.8	17	15	8	4	8	76	63.5	
vs Nebraska	11/20/2025	72-84	L	27-57	.474	13-35	.371	17-25	.680	5	33	38	36.2	16	20	18	0	6	84	67.6	
vs Mississippi St.	11/21/2025	80-78	W	31-68	.456	9-29	.310	7-13	.538	8	28	36	36.2	21	13	7	4	6	78	69.3	
Alabama St.	11/26/2025	93-87	W	29-56	.518	13-26	.500	16-20	.800	10	20	30	35.3	25	13	17	3	8	87	71.9	
N.M. Highlands	12/01/2025	97-47	W	16-53	.302	3-19	.158	12-20	.600	8	27	35	35.3	19	9	19	1	8	47	68.8	
Santa Clara	12/06/2025	98-71	W	26-69	.377	10-44	.227	9-12	.750	18	17	35	35.2	23	13	15	1	6	71	69.0	
at VCU	12/10/2025	81-78	W	24-62	.387	7-26	.269	23-28	.821	17	20	37	35.4	19	11	12	4	9	78	69.9	
FGCU	12/14/2025	75-59	W	20-57	.351	10-36	.278	9-14	.643	9	20	29	34.8	25	11	12	4	11	59	68.9	
San Jose St.	12/20/2025	88-65	W	23-60	.383	11-27	.407	8-10	.800	10	21	31	34.5	17	13	13	1	4	65	68.6	
Total		823		279-702	.397	108-360	.300	157-216	.727	127	287	414	34.5	242	144	179	30	80	823	68.6	
New Mexico		984		328-714	.459	115-344	.334	213-275	.775	123	322	445	37.1	208	183	140	38	94	984	82.0	

Opponents Averages

Games Played	Points/game	FG Pct	3FG Pct	FT Pct	Rebounds/game	Assists/game	Turnovers/game	Assist/Turnover ratio	Steals/game	Blocks/game
12	68.6	39.7	30.0	72.7	34.5	12.0	14.9	0.8	6.7	2.5



2025-26 New Mexico Men's Basketball
Points-rebounds-assists
All games

Opponent	Date	Score	0	1	2	3	4	5	8	10	23	29	31
East Texas A&M	11/05/2025	76-54	W	PATTON JR. 2-1-0	ALBURY, DEY 6-6-2	MILLER, TAJ 11-2-0	HAUPT, LUKE 6-4-1	TENETTE, UR 14-2-5	CHOL, ANTON 9-3-0	HOWELL, CHR 3-1-3	BULJAN, TOM 8-15-1	HALL, JAKE 14-3-2	VICENTIC, M 0-0-1
UT Arlington	11/08/2025	74-56	W	1-1-2	15-4-2	4-1-1	0-6-2	5-0-0	7-1-0	6-4-5	17-4-1	9-2-2	5-1-0
UC Riverside	11/11/2025	82-68	W	2-3-0	DNP	13-5-0	11-3-1	DNP	14-4-1	15-4-5	11-11-1	14-3-3	2-0-0
at New Mexico St.	11/15/2025	68-76	L	0-0-0	18-6-1	0-0-1	0-1-2	13-2-1	8-5-0	4-6-3	11-13-1	7-1-1	5-1-0
vs Nebraska	11/20/2025	72-84	L	DNP	3-3-3	2-2-0	8-4-3	10-4-2	12-7-1	4-4-6	11-7-1	20-3-2	DNP
vs Mississippi St.	11/21/2025	80-78	W	2-3-0	13-1-0	DNP	5-6-3	13-5-3	12-5-0	6-2-3	19-21-1	6-1-1	DNP
Alabama St.	11/26/2025	93-87	W	8-3-1	18-3-5	DNP	6-2-1	11-4-0	12-0-0	4-2-5	5-7-4	24-0-1	2-2-0
N.M. Highlands	12/01/2025	97-47	W	8-6-3	6-1-6	10-6-2	0-2-6	12-3-2	12-3-0	0-3-2	DNP	21-4-1	7-5-1
Santa Clara	12/06/2025	98-71	W	0-3-0	22-3-6	DNP	6-4-2	15-1-3	13-2-1	6-1-3	16-10-2	5-2-0	2-0-0
at VCU	12/10/2025	81-78	W	0-0-0	14-4-2	DNP	6-7-2	8-3-2	5-4-0	6-3-1	11-3-1	24-1-1	DNP
FGCU	12/14/2025	75-59	W	DNP	12-7-4	DNP	7-4-6	8-5-1	14-7-0	6-3-1	0-0-0	12-7-1	6-0-0
San Jose St.	12/20/2025	88-65	W	DNP	10-5-7	6-3-1	4-4-3	11-2-4	9-0-1	DNP	DNP	18-3-2	19-4-0

Opponent	Date	Score	35
East Texas A&M	11/05/2025	76-54	W
UT Arlington	11/08/2025	74-56	W
UC Riverside	11/11/2025	82-68	W
at New Mexico St.	11/15/2025	68-76	L
vs Nebraska	11/20/2025	72-84	L
vs Mississippi St.	11/21/2025	80-78	W
Alabama St.	11/26/2025	93-87	W
N.M. Highlands	12/01/2025	97-47	W
Santa Clara	12/06/2025	98-71	W
at VCU	12/10/2025	81-78	W
FGCU	12/14/2025	75-59	W
San Jose St.	12/20/2025	88-65	W



2025-26 New Mexico Men's Basketball Combined Team Statistics All games

Page 1/1
as of Dec 21, 2025

Game Records

Record	Overall	Home	Away	Neutral
ALL GAMES	10-2	8-0	1-1	1-1
CONFERENCE	1-0	1-0	0-0	0-0
NON-CONFERENCE	9-2	7-0	1-1	1-1

Score by Periods

Team	1st	2nd	OT	TOT
New Mexico	430	554	0	984
Opponents	381	442	0	823

Team Box Score

No.	Player				Total		3-Point		F-Throw		Rebounds						A	TO	BLK	STL	PTS	AVG
		GP-GS	MIN	AVG	FG-FGA	FG%	3FG-3FGA	3FG%	FT-FTA	FT%	OFF	DEF	TOT	AVG	PF	DQ						
23	HALL, Jake	12-12	322:01	26.8	60-125	.480	35-86	.407	19-22	.864	7	23	30	2.5	16	0	17	11	1	7	174	14.5
1	ALBURY, Deyton	11-10	261:29	23.8	40-82	.488	6-24	.250	51-64	.797	6	37	43	3.9	26	1	38	27	2	17	137	12.5
4	TENETTE, Uriah	11-2	288:29	26.2	42-98	.429	15-46	.326	21-25	.840	9	22	31	2.8	38	2	23	14	0	17	120	10.9
10	BULJAN, Tomislav	10-10	243:58	24.4	39-72	.542	2-8	.250	29-43	.674	32	59	91	9.1	23	0	13	15	5	8	109	10.9
5	CHOL, Antonio	12-12	311:27	26.0	44-101	.436	26-68	.382	13-20	.650	9	32	41	3.4	17	0	4	9	10	3	127	10.6
2	MILLER, Tajavis	7-0	103:01	14.7	17-40	.425	9-28	.321	3-5	.600	1	18	19	2.7	13	0	5	5	1	5	46	6.6
35	ROCK, JT	12-1	143:59	12.0	24-42	.571	4-15	.267	16-21	.762	15	26	41	3.4	13	0	2	9	10	1	68	5.7
8	HOWELL, Chris	11-11	269:11	24.5	17-46	.370	5-18	.278	21-24	.875	8	25	33	3.0	22	1	37	20	2	19	60	5.5
31	VICENTIC, Milos	9-0	77:02	8.6	16-36	.444	6-19	.316	10-10	1.000	4	9	13	1.4	10	0	2	1	1	4	48	5.3
3	HAUPT, Luke	12-2	267:17	22.3	17-38	.447	3-12	.250	22-29	.759	14	33	47	3.9	22	0	32	15	2	9	59	4.9
0	PATTON JR., Kevin	9-0	88:21	9.8	9-24	.375	1-10	.100	4-7	.571	5	15	20	2.2	6	0	6	4	3	4	23	2.6
29	PONS, Timeo	6-0	23:45	4.0	3-10	.300	3-10	.300	4-5	.800	0	3	3	0.5	2	0	4	0	1	0	13	2.2
Team											13	20	33					10				
Total		12	2400		328-714	.459	115-344	.334	213-275	.775	123	322	445	37.1	208	4	183	140	38	94	984	82.0
Opponents		12	2400		279-702	.397	108-360	.300	157-216	.727	127	287	414	34.5	242	6	144	179	30	80	823	68.6

Team Statistics

	UNM	OPP
Scoring	984	823
Points per game	82.0	68.6
Scoring margin	+13.4	-
Field goals-att	328-714	279-702
Field goal pct	.459	.397
3 point fg-att	115-344	108-360
3-point FG pct	.334	.300
3-pt FG made per game	9.6	9.0
Free throws-att	213-275	157-216
Free throw pct	.775	.727
F-Throws made per game	17.8	13.1
Rebounds	445	414
Rebounds per game	37.1	34.5
Rebounding margin	+2.6	-
Assists	183	144
Assists per game	15.3	12.0
Turnovers	140	179
Turnovers per game	11.7	14.9
Turnover margin	+3.3	-
Assist/turnover ratio	1.3	0.8
Steals	94	80
Steals per game	7.8	6.7
Blocks	38	30
Blocks per game	3.2	2.5
Winning streak	7	-
Home win streak	8	-
Attendance	94722	15743
Home games-Avg/Game	8-11840	2-7872
Neutral site-Avg/Game	-	2-6011

Team Results

Date	Opponent		Score	Att.
11/05/2025	East Texas A&M	W	76-54	10726
11/08/2025	UT Arlington	W	74-56	11513
11/11/2025	UC Riverside	W	82-68	11689
11/15/2025	at New Mexico St.	L	68-76	8106
11/20/2025	vs Nebraska	L	72-84	5278
11/21/2025	vs Mississippi St.	W	80-78	6743
11/26/2025	Alabama St.	W	93-87	12027
12/01/2025	N.M. Highlands	W	97-47	10164
12/06/2025	Santa Clara	W	98-71	13614
12/10/2025	at VCU	W	81-78	7637
12/14/2025	FGCU	W	75-59	12204
12/20/2025	San Jose St.	W	88-65	12785