



NEW MEXICO LOBOS

2025-26 MEN'S BASKETBALL

X @ UNMLoboMBB | #GoLobos | GoLobos.com

SCHEDULE/RESULTS

OCTOBER

25 at Washington State (ex) L, 66-74
30 NORTHERN ARIZONA (ex) W, 64-54

NOVEMBER

5 EAST TEXAS A&M W, 76-54
8 UT ARLINGTON W, 74-56
11 UC RIVERSIDE W, 82-68
15 at New Mexico State L, 68-76
20 vs. Nebraska @ L, 72-84
21 vs. Mississippi State @ W, 80-78
26 ALABAMA STATE W, 93-87

DECEMBER

1 NM HIGHLANDS W, 97-47
6 SANTA CLARA W, 98-71
10 at VCU W, 81-78
14 FLORIDA GULF COAST W, 75-59
20 SAN JOSE STATE * W, 88-65
30 at Boise State * L, 53-62

JANUARY

3 WYOMING * W, 78-58
6 at Colorado State * W, 80-70
10 at Air Force * W, 91-49
13 GRAND CANYON * W, 87-64
17 at San Diego State * L, 79-83
21 FRESNO STATE * W, 83-74
24 NEVADA * FS1 6:00
27 at UNLV * CBSSN 9:00
31 at San Jose State * CBSSN 8:00

FEBRUARY

4 UTAH STATE * FS1 9:00
7 BOISE STATE * CBSSN 8:00
11 at Grand Canyon * FS1 8:00
17 AIR FORCE * Alt/MWN 7:00
21 at Fresno State * CBSSN 6:00
24 at Nevada * CBSSN 9:00
28 SAN DIEGO STATE * CBS 12:00

MARCH

4 COLORADO STATE * FS1 8:00
7 at Utah State MWN 2:00
11-14 at Mountain West Tournament %

All Times MT and subject to change | * Mountain West Game
@ Hall of Fame Classic (Kansas City, Mo.)
% Mountain West Tournament (Las Vegas, Nev.)

COMMUNICATIONS

Steve Kirkland - Men's Basketball Contact
(434) 825-5241 cell
kirkland@unm.edu email
X @skirkland14

GAME #20 | JAN. 24 | THE PIT | ALBUQUERQUE, NM

NEW MEXICO LOBOS VS. NEVADA WOLF PACK

15-4 (6-2 MW) 14-5 (6-2 MW)

Head Coach: Eric Olen (Spring Hill '04)
Overall Record: 255-123 (13th)
UNM Record: 15-4 (1st)
vs. Nevada: 0-1 (0-1 UCSD)



Head Coach: Steve Alford (Indiana '87)
Overall Record: 714-378 (35th)
NEV Record: 127-80 (7th)
vs. UNM: 8-4 (8-4 NEV)

NET: 42 KenPom: 44

NET: 65 KenPom: 63



PBP: Josh Sims
Analyst: Dickey Simpkins



PBP: Robert Portnoy
Analyst: Hunter Greene

THE OPENING TIP

- ▶ The Lobos host Nevada for 1990s Retro Night at The Pit
- ▶ New Mexico is the only team in the nation to have three freshmen averaging double figure scoring
- ▶ New Mexico is one of two teams in the nation to allow opponents under 30% shooting from deep while allowing over 28 3FGA/game (William & Mary)
- ▶ The Lobos have won 22 straight games at The Pit, fifth longest active home win streak in the nation
- ▶ UNM is ranked No. 42 in the NET, just off its season-best No. 40 earlier this week
- ▶ Jake Hall leads all freshmen nationally with 54 3-pointers

SERIES HISTORY

Overall: 11-14
Home: 6-3 (6-3 Pit)
Streak: W4

LAST 5 SERIES GAMES

3/4/25	A	W, 71-67
1/3/25	H	W, 82-81 (ot)
2/13/24	A	W, 83-82
1/28/24	H	W, 89-55
2/7/23	H	L, 76-77

POSSIBLE STARTERS



1 DEYTON ALBURY
G | 6-3 / 190 | R-Sr. | Nassau, Bahamas

11.4 ppg | 3.3 rpg | 3.5 apg | 23.8 mpg

- ▶ Preseason All-Mountain West
- ▶ Season-high 22 points (9-12 FG) vs. Santa Clara
- ▶ Scored 1,000th D-I point at SDSU



3 LUKE HAUPT
G | 6-7 / 215 | Grad. | San Diego, Calif.

6.4 ppg | 4.1 rpg | 24.2 mpg | 2.8 apg

- ▶ Averaging 8.7 ppg as a starter
- ▶ Season-high 11 points vs. UC Riverside in first start as a Lobo
- ▶ Consecutive 11pt gms vs. GCU/SDSU



5 ANTONIO CHOL
G | 6-9 / 215 | R-Jr. | Buffalo, N.Y.

9.7 ppg | 3.3 rpg | 26.8 mpg | 36% 3FG

- ▶ 2025 2nd Team NJCAA All-American
- ▶ Season-high 14 pts vs. UCR & FGCU
- ▶ Only MW player with a made 3-pointer in every game this season



10 TOMISLAV BULJAN
F | 6-9 / 250 | Fr. | Split, Croatia

11.9 ppg | 9.8 rpg | 1.2 apg | 24.1 mpg | 56 FG%

- ▶ 20pt/14reb/4stl at San Diego State
- ▶ Three-time MW Freshman of the Week
- ▶ Leads MW in rebounding (9.8) and double-doubles (8)



23 JAKE HALL
G | 6-4 / 200 | Fr. | Carlsbad, Calif.

14.7 ppg | 3.2 rpg | 1.6 apg | 28.1 mpg | 41% 3FG

- ▶ Five games with at least 5 threes
- ▶ UNM freshman record 6 20-pt games
- ▶ Seven 3-pointers vs. Alabama State tied UNM freshman single-game record

KEY RESERVES

No.	Pos.	Name	Yr.	Ht. / Wt.	PPG	RPG	Of Note
4	G	Uriah Tenette	Fr.	5-11 / 165	10.7	2.9	Nation's top freshman scorer under 6-0
2	G	Tajavis Miller	Sr.	6-4 / 200	6.4	2.4	Consecutive double figure gms at CSU/AF
35	C	JT Rock	R-So.	7-1 / 255	5.5	3.6	Five double-figure scoring games
8	G	Chris Howell	R-Sr.	6-6 / 215	5.5	3.0	2025 Big West Hustle Award
31	F	Milos Vicentic	Grad.	6-7 / 210	3.8	1.2	Season-high 19 pts vs. San Jose State
29	G	Timéo Pons	Fr.	6-9 / 195	2.7	0.6	Played for France in 2025 FIBA U-19 WC
0	G	Kevin Patton, Jr.	Jr.	6-8 / 200	2.6	2.2	2024 WCC All-Freshman Team at USD

ERIC OLEN



1st Season at New Mexico

COACHING RECORD

Year	School	Overall	Conf.
2014	UC San Diego	15-11 ^{D2}	11-11
2015	UC San Diego	16-11 ^{D2}	14-8
2016	UC San Diego	24-8 ^{D2}	15-5
2017	UC San Diego	27-6 ^{D2}	17-3
2018	UC San Diego	21-11 ^{D2}	15-7
2019	UC San Diego	26-8 ^{D2}	17-5
2020	UC San Diego	30-1 ^{D2}	21-1
2021	UC San Diego	7-10	-
2022	UC San Diego	13-16	-
2023	UC San Diego	10-20	5-13
2024	UC San Diego	21-12	15-5
2025	UC San Diego	30-5	18-2
2026	New Mexico	15-4	6-2
TOTALS		255-123	157-62

NOTABLE

- 2024 and 2025 Big West Coach of the Year
- 2025 NABC Pacific District Coach of the Year
- Led UC San Diego to a Big West Championship and NCAA Tournament appearance in 2025 in the Tritons' first year of Division I eligibility
- All-time winningest coach at UC San Diego with 240 victories
- Led the Tritons to five straight NCAA Division II Tournament appearances from 2016 to 2020 after the school had just one prior Division II postseason appearance before that span
- In 2020, led UCSD to a 30-1 record and the No. 1 seed for the NCAA West Regional
- In 2019-20, Olen was named the NABC West Region Coach of the Year, leading the Tritons to a No. 4 national ranking in their final season in Division II
- Led UCSD to three California Collegiate Athletic Association (CCAA) regular season titles and four consecutive CCAA tournament crowns as he was the 2017 and 2020 CCAA Coach of the Year

OLEN vs. 2025-26 OPPONENTS

Air Force	1-0	(1-0 UNM)
Alabama State	1-0	(1-0 UNM)
Boise State	0-1	(0-1 UNM)
Colorado State	1-0	(1-0 UNM)
East Texas A&M	1-0	(1-0 UNM)
Florida Gulf Coast	1-0	(1-0 UNM)
Fresno State	1-0	(1-0 UNM)
Grand Canyon	1-0	(1-0 UNM)
Mississippi State	1-0	(1-0 UNM)
Nebraska	0-1	(0-1 UNM)
Nevada	0-1	(0-1 UCSD)
NM Highlands	1-0	(1-0 UNM)
New Mexico State	0-1	(0-1 UNM)
San Diego State	0-5	(0-4 UCSD, 0-1 UNM)
San Jose State	1-0	(1-0 UNM)
Santa Clara	1-0	(1-0 UNM)
UC Riverside	6-6	(5-6 UCSD, 1-0 UNM)
UNLV	first meeting	
UT Arlington	1-0	(1-0 UNM)
Utah State	1-0	(1-0 UCSD)
VCU	1-0	(1-0 UNM)
Wyoming	1-0	(1-0 UNM)

THE KIDS ARE ALRIGHT

- New Mexico is the only team in the nation to have three freshmen averaging double-figure scoring with Jake Hall (14.7), Tomislav Buljan (11.9) and Uriah Tenette (10.7 ppg)
- All three have already led the team in scoring in a game this season
- Buljan, who leads the Mountain West in rebounding at 9.8 per game, is T-5th among freshman nationally with eight double-doubles
- The three freshmen are currently three of the Lobos' top four scorers (UNM has never had a freshman lead the team in scoring for a season)

DOUBLE DIGIT SCORERS

- 11 different Lobos had a double-figure scoring game this season, the most by UNM since 11 in 2018-19
- Eight players have already had multiple double-figure scoring games this season
- Over the first eight games of conference play, nine different Lobos have had a double-figure game (tied for most in the Mountain West with Utah State and San Diego State)
- In the win against UC Riverside on Nov. 11, six Lobos scored in double figures, UNM's first game with six double-figure scorers in two seasons (vs. Utah State in 2023-24)

FIRING FROM BEHIND THE ARC

- The Lobos have recorded the two highest three-point attempt games in program history this season with 50 vs. New Mexico Highlands on Dec. 1 and 44 against Nebraska on Nov. 20 in the Hall of Fame Classic
- The previous school record was 42 in a double-overtime loss to New Mexico State in 1993-94
- The most in a regulation game (prior to Nebraska) was 39 attempts from deep (on four occasions)
- The Lobos also had 44 3-point attempts in this year's exhibition at Washington State (which would have set the school record had it been a regular season game)
- The Lobos had 19 made threes against New Mexico Highlands on Dec. 1, one shy of the school record of 20 set against Santa Clara in 2003-04
- Jake Hall's 15 3-point attempts against Nebraska was tied for second most by a Lobo in a game, two shy of Elijah Brown's school record 17 3FGA at Air Force in 2015-16

HOME SWEET PIT

- Dating back to last season, UNM has won 22 straight games at The Pit, tied for the fifth-longest active home win streak in the nation
- It is the Lobos' third-longest home win streak all-time and longest since the 22-game home win streak from 2004 to 2006
- UNM has won 15 straight home MW games, tied for the longest home conference win streak in the MW era and 2nd longest overall (won 20 straight home WAC games from Feb. 10, 1996 to Feb. 26, 1998 and 15 straight home MW games from Jan. 25, 2012 to Jan. 4, 2014)
- Since the start of the 2022-23 season, UNM is 55-9 in The Pit

BOMBS AWAY, BUT FEW ON TARGET

- This season 49.7 percent of the Lobos' opponents' field goal attempts have been from deep, the seventh-highest percentage nationally
- Despite the high number of three-point attempts allowed, UNM opponents are shooting just 29.0 percent from deep this season, giving UNM the best 3-point percentage defense in the Mountain West and ranking 21st nationally
- New Mexico is one of two teams in the nation allowing opponents to shoot under 30.0 percent from deep this season on more than 28.0 3FGA/game (William & Mary)
- In MW play, UNM's numbers have improved to allowing 28.9 percent from three on 25.0 3FGA/game

UNM FRESHMEN TO AVERAGE 10.0 PPG IN A SEASON

14.7	Kenny Thomas ⁽¹⁹⁹⁵⁻⁹⁶⁾
14.7	Jake Hall ⁽²⁰²⁵⁻²⁶⁾
12.4	JT Toppin ⁽²⁰²³⁻²⁴⁾
12.3	Phil Smith ⁽¹⁹⁸⁰⁻⁸¹⁾
11.9	Tomislav Buljan ⁽²⁰²⁵⁻²⁶⁾
11.6	Kendall Williams ⁽²⁰¹⁰⁻¹¹⁾
10.7	Uriah Tenette ⁽²⁰²⁵⁻²⁶⁾
10.6	Michael Johnson ⁽¹⁹⁷⁹⁻⁸⁰⁾
10.5	Clayton Shields ⁽¹⁹⁹⁴⁻⁹⁵⁾
10.2	John Robinson II ⁽¹⁹⁹⁸⁻⁹⁹⁾

LONGEST ACTIVE HOME WIN STREAKS (thru games of 1/22)

28	St. Thomas
26	Miami (OH)
26	Akron
25	Duke
22	New Mexico
22	Utah Valley
21	Saint Mary's
20	McNeese
18	Lipscomb

UNM's LONGEST HOME WIN STREAKS

41	2/10/96 to 2/26/98
24	12/3/73 to 1/25/75
22	12/14/24 to present
22	12/28/04 to 2/1/06

MEDIA SCHEDULE

JAN. 24 Saturday	JAN. 25 Sunday	JAN. 26 Monday	JAN. 27 Tuesday	JAN. 28 Wednesday	JAN. 29 Thursday	JAN. 30 Friday
GAMEDAY vs. Nevada 6:00 pm			GAMEDAY at UNLV 8:00 pm PT		INTERVIEWS 9:15 am	
					LOBO TALK 6:00 pm	

RANKINGS

ASSOCIATED PRESS (1/19)

1	Arizona (61)	18-0	1525
2	UConn	18-1	1419
3	Michigan	16-1	1377
4	Purdue	17-1	1318
5	Duke	17-1	1296
6	Houston	17-1	1217
7	Nebraska	18-0	1207
8	Gonzaga	19-1	1103
9	Iowa State	16-2	1001
10	Michigan State	16-2	998
11	Illinois	15-3	893
12	Texas Tech	14-4	805
13	BYU	16-2	791
14	Virginia	16-2	713
15	Vanderbilt	16-2	656
16	Florida	13-5	651
17	Alabama	13-5	571
18	Clemson	16-3	449
19	Kansas	13-5	305
20	Arkansas	13-5	298
21	Georgia	15-3	263
22	North Carolina	14-4	220
23	Louisville	13-5	195
24	Saint Louis	17-1	187
25	Miami (OH)	19-0	99

Others receiving votes: St. John's 64, Wisconsin 64, Iowa 30, Kentucky 27, Tennessee 20, **Utah State 15**, UCF 14, Miami 10, George Mason 10, Saint Mary's 5, SMU 3, Villanova 3, Texas A&M 2, NC State 1

COACHES (1/19)

1	Arizona (31)	18-0	775
2	Michigan	16-1	710
3	UConn	18-1	693
4	Purdue	17-1	665
5	Duke	17-1	653
6	Houston	17-1	629
7	Nebraska	18-0	598
8	Gonzaga	19-1	581
9	Iowa State	16-2	497
10	Michigan State	16-2	489
11	Illinois	15-3	447
12	Texas Tech	14-4	418
13	BYU	16-2	412
14	Vanderbilt	16-2	352
15	Virginia	16-2	350
16	Florida	13-5	284
17	Alabama	13-5	275
18	Clemson	16-3	262
19	Kansas	13-5	181
20	Arkansas	13-5	173
21	Louisville	13-5	117
22	Georgia	15-3	110
23	Saint Louis	17-1	100
24	North Carolina	14-4	90
25	St. John's	13-5	54

Others receiving votes: Iowa 52, Wisconsin 20, Miami (OH) 19, **Utah State 14**, Tennessee 10, Villanova 10, Saint Mary's 9, Miami 8, Texas A&M 5, Kentucky 5, SMU 4, Seton Hall 2, George Mason 1, UCF 1

2025-26 Opponents in Bold

NEED A THREE? BETTER CALL HALL

- Jake Hall is second overall in the Mountain West lead and ranks T-1st among all freshmen nationally with 54 made 3-pointers
- He made seven 3-pointers against Alabama State on Nov. 25, tying the UNM freshman single game record
- He also had six 3-pointers vs. Nebraska, making him the only UNM freshman to ever have multiple games with at least six 3-pointers
- His five games with at least five 3-pointers leads the Mountain West, a total that is the most by a Lobo in a season since Anthony Mathis' had six games of five threes in 2018-19 (New Mexico had a total of four games with a player making five threes in the last three seasons combined)
- Hall's total is already tied for second most in a season by a Lobo freshman
- He is just one three away from the UNM freshman record for 3-pointers in a season of 55, set by Kendall Williams in 2010-11

IN HIS TEENS, SCORING IN THE 20s

- Jake Hall leads Mountain West freshmen and is ranked T-14th nationally among freshmen with six 20-point games this season
- He broke the UNM record for 20-point games by a freshman with six, (eclipsing the four by Kenny Thomas, Charles Smith and Phil Smith)
- Hall has scored at least 20 points in consecutive games twice (24 at Air Force/22 vs. Grand Canyon; 24 vs. Alabama State/21 vs. New Mexico Highlands), giving him two of the three all-time back-to-back 20-point game performances in UNM freshman history, joining Kenny Thomas (26 points vs. San Diego State and 24 vs. Hawaii in January of 1996)

THE CROATIAN REBOUNDING SENSATION

- Tomislav Buljan leads the Mountain West in rebounding at 9.8 per game, a rate that ranks top-20 nationally and fifth nationally among freshmen
- His 21-rebound performance against Mississippi State in the Hall of Fame Classic set a UNM freshman record and is T-5th for the highest single-game rebounding total in the nation this season against a Division I opponent
- He became the first player to have a 21-rebound game against an SEC team in over two years (Kansas' Hunter Dickinson had 21 vs. Kentucky in the 2023 NCAA Tournament)
- Buljan became the third Lobo freshman to have multiple 15-rebound games (Kenny Thomas and JT Toppin)
- His 16 defensive rebounds against Mississippi State tied the UNM single-game record (all players) since the NCAA started differentiating between offensive/defensive rebounds in 1986-87
- Buljan is the third Lobo freshman to have a 25pt/10reb game, joining JT Toppin (twice in 2023-24) and Kenny Thomas (twice in 1995-96), with his 25 point/12 rebound performance vs. Wyoming

AT THE POINT

- Deyton Albury entered the season as the only Lobo to have played a Mountain West game (played last season at Utah State) and earned preseason All-Mountain West honors
- He leads the team in assists (63) and is second in steals and third in scoring
- He is fourth in the MW and ranks 102nd nationally with 6.1 fouls drawn per 40 minutes
- Albury has drawn at least six fouls in four games this season, highlighted by a season-high eight fouls drawn at New Mexico State on Nov. 15
- Against Alabama State, Albury drew seven fouls to create a season-high 14 free throw attempts

MOST 3-POINTERS IN A GAME BY A UNM FRESHMAN

7	Jake Hall	vs. Alabama State (11/26/25)
7	Kevin Henry	vs. Holy Cross (12/29/97)
6	Jake Hall	vs. Nebraska (11/20/25)
6	Makuach Maluach	at Air Force (2/10/18)
6	Cullen Neal	vs. Marquette (12/21/13)

UNM MOST 3's BY FRESHMEN

55	Kendall Williams	(10-11)
54	Jake Hall (25-26)	
54	John Robinson II	(98-99)
44	Kevin Henry	(97-98)
42	Cullen Neal	(13-14)

MOST GAMES WITH 5 THREES BY MW PLAYERS

5	Jake Hall	(New Mexico)
3	Josh Pascarelli	(Colorado State)
3	MJ Collins	(Utah State)
2	Brandon Rechsteiner	(Colorado State)
2	Lucas Hobin	(Air Force)

MOST GAMES WITH 5 THREES IN A SEASON IN UNM HISTORY

8	Ruben Douglas	(2002-03)
8	Kevin Henry	(1998-99)
8	Marlow White	(1993-94)
6	Anthony Mathis	(2018-19)
5	Jake Hall	(2025-26)
5	eight others	

20-POINT GAMES BY UNM FRESHMEN

6	Jake Hall	(2025-26)
4	Kenny Thomas	(1995-96)
4	Charles Smith	(1993-94)
4	Phil Smith	(1980-81)

15-REBOUND GAMES BY UNM FRESHMEN

2	Tomislav Buljan	(2025-26)
2	Kenny Thomas	(1995-96)
2	JT Toppin	(2023-24)

DOUBLE-DOUBLES BY UNM FRESHMEN

12	JT Toppin	(2023-24)
8	Tomislav Buljan	(2025-26)
7	Kenny Thomas	(1995-96)
2	Three players	

QUICK FACTS

THE UNIVERSITY OF NEW MEXICO

Location	Albuquerque, N.M.
Founded	1889 by Territorial Legislature
Enrollment	23,228
Nickname	Lobos
Colors	Cherry (PMS 200) & Silver (PMS 428)
Conference	Mountain West

National Affiliation	NCAA Division I
President	Dr. Garnett S. Stokes
Interim Director of Athletics	Ryan Berryman
Facility	The Pit
Capacity	15,411
Age	Built in 1966 (Renovated in 2009-10)

DOUBLE TIME

DOUBLE-DOUBLES

	2025-26	CAREER	STREAK
Tomislav Buljan	8	8	2
Luke Haupt	-	6	-
Deyton Albury	-	3	-
Tajavis Miller	-	3	-
Milos Vicentic	-	2	-

DOUBLE FIGURE POINTS

	2025-26	CAREER	STREAK
Jake Hall	13	13	5
Deyton Albury	12	51	1
Uriah Tenette	12	12	1
Tomislav Buljan	11	11	2
Antonio Chol	9	9	-
Tajavis Miller	5	48	-
JT Rock	5	5	-
Luke Haupt	4	58	-
Milos Vicentic	1	58	-
Chris Howell	1	6	-
Timeo Pons	1	1	-
Kevin Patton, Jr.	-	16	-

DOUBLE FIGURE REBOUNDS

	2025-26	CAREER	STREAK
Tomislav Buljan	11	11	2
Luke Haupt	-	6	-
Tajavis Miller	-	5	-
Deyton Albury	-	2	-
Milos Vicentic	-	2	-
Kevin Patton, Jr.	-	1	-

BIG TIME GAMES

20-POINT GAMES

	2025-26	CAREER	STREAK
Jake Hall	6	6	-
Tomislav Buljan	2	2	-
Deyton Albury	1	12	-
Milos Vicentic	-	28	-
Luke Haupt	-	7	-
Tajavis Miller	-	4	-

30-POINT GAMES (40 pt)

	2025-26	CAREER	STREAK
Milos Vicentic	-	4 (1)	-

20-REBOUND GAMES

	2025-26	CAREER	STREAK
Tomislav Buljan	1	1	-

10-ASSIST GAMES

	2025-26	CAREER	STREAK
Luke Haupt	-	2	-
Deyton Albury	-	1	-

% Career totals include games at previous schools (NCAA Division I)

COUNT IT, AND ONE!

AND ONES...

	2025-26	CAREER ^A
Tomislav Buljan	6	6
Deyton Albury	5	5
Jake Hall	5 (1)	5 (1)
Uriah Tenette	5	5
Luke Haupt	4	4
Tajavis Miller	2	2
Kevin Patton, Jr.	2	2
JT Rock	2	2

* made FG while fouled, followed by a made FT | ^A UNM career only | (#) - 4pt plays

URIAH HOOPS

- Uriah Tenette is averaging 10.7 points per game, leading in the nation among freshman under 6-0
- Tenette had a streak of six straight double figure scoring games from Nov. 15 to Dec. 6, tied for the fifth-longest streak by a UNM freshman, and tied for the longest consecutive double figure scoring streak by a UNM freshman in the Mountain West era
- Tenette has led the team in plus/minus in a team-high four games this year

CHOL FROM DEEP

- Antonio Chol is the only Mountain West player to have made a 3-pointer in every game this season
- His 19-game streak with a made 3-pointer is the longest by a Lobo since Anthony Mathis closed the 2018-19 season (and his UNM career) with 25 straight games with a three
- It is the longest streak to start a season since 2002-03 when Ruben Douglas made a three in all 28 of UNM's games that season as he led the nation in scoring that season at 28.0 ppg

FOR THOSE NAMED ROCK, WE SALUTE YOU

- Since December started, JT Rock has raised his game, raising his numbers in scoring, rebounds and blocks
- In the last 10 games, Rock is averaging 7.1 points and 4.8 rebounds per game, shooting 30-of-46 from the floor
- The win over Santa Clara on Dec. 6 saw Rock score a career-high 11 points, which he matched against San Jose State on Dec. 20 in his first career start

HAUPT TO IT!

- Luke Haupt has raised his game in conference play, since in entering the starting lineup in place of injured Chris Howell
- Including the one non-conference game he started (UC Riverside), Haupt is averaging over four more points per game as a starter, while shooting at a higher percentage from the floor and grabbing more steals on the defensive end

SERIES HISTORY

- Nevada leads overall 14-11, with UNM holding a 6-3 edge at The Pit
- The Lobos have won the last four meetings, including sweeping the Wolf Pack last season
- New Mexico won the last meeting in The Pit 82-81 in overtime as Nelly Junior Joseph hit the game-winning shot as time expired

LAST TIME OUT

- New Mexico won its 22nd straight home game with an 83-74 win over Fresno State on Tuesday
- The Lobos trailed by 15 early in the second half before rallying to take the lead in the final minute
- Tomislav Buljan had 20 points and 14 rebounds for his seventh double-double of the season, including 18 points and 10 rebounds in the second half

NON-CONFERENCE SUCCESS

- New Mexico finished non-conference play with a 9-2 record this season, giving the Lobos a 43-6 regular season non-conference record since the start of the 2022-23 season (13-0 in '23, 12-1 in '24, 8-3 last year, 9-2 this year)
- The Lobos' .878 win percentage in those games is the fifth-best record nationally over that span

GETTING DEFENSIVE

- In the season-opening win over East Texas A&M, the Lobos allowed .701 points per possession to the Lions, the sixth-lowest rate allowed by UNM over the past 13 seasons (2nd-lowest over the last seven years)
- East Texas A&M's 14 first-half points were T-6th lowest point total in a half allowed by the Lobos, and the fewest first-half points allowed since 2016-17 (11 by Arkansas-Pine Bluff in 2016-17)

UNM FRESHMEN CONSECUTIVE DOUBLE-FIGURE GAMES

15	Kenny Thomas	(11/24/95-1/15/96)
11	Clayton Shields	(11/17/94-1/2/95)
10	Kenny Thomas	(2/10/96-3/9/96)
7	John Robinson II	(11/24/98-1/7/99)
6	Uriah Tenette	(11/15/25-12/6/25)
6	Tru Washington	(11/22/23-12/9/23)

ROCK BREAKDOWN

	Nov.	Dec/Jan
Points/G	2.7	7.1
Reb/G	1.4	4.8
FG%	.400	.652
Dbl Fig Gms	0	5
Blocks	3	17

HAUPT BREAKDOWN

	Bench	Starter
Points/G	4.4	8.7
FG%	.407	.517
Stls/G	0.8	1.8

BEST REGULAR SEASON NON-CONF. RECORD since '23

.907	Purdue (39-4)
.898	Houston (44-5)
.894	Utah State (42-5)
.886	Connecticut (39-5)
.878	New Mexico (43-6)
.875	Iowa State (42-6)

UNM Best PPP allowed vs. Division I opponents (since '13)

.574	Ark.-Pine Bluff (12/17/16)
.647	San Jose St (1/31/15)
.681	Fresno St (1/12/13)
.682	Wyoming (1/19/19)
.695	at Air Force (2/8/25)
.701	E. Texas A&M (11/5/25)
.713	San Diego St. (1/11/25)



2025-26 LOBO BASKETBALL

MW & NCAA LEADERS

TEAM - MOUNTAIN WEST LEADERS

	Value	NCAA Rank	MW Rank
Def. Rebs/Game	26.6	75th	1st
Scoring Defense	67.5	41st	1st
3-Point Attempts/Gm	28.1	47th	1st

TEAM - OTHER TOP 50 NCAA

	Value	NCAA Rank	MW Rank
FG% Defense	40.0	33rd	2nd
Scoring Margin	+13.3	35th	2nd
3-Point% Defense	29.0	21st	2nd
Turnover Margin	+3.6	29th	2nd
Turnovers Forced/Gm	14.9	33rd	3rd
Winning Pct	.789	30th	2nd

INDIVIDUAL - MOUNTAIN WEST LEADERS

	Value	NCAA Rank	MW Rank
Tomislav Buljan			
Double-Doubles	8	24th	1st
Rebounds/Gm	9.8	19th	1st
Off. Reb/Gm	3.6	19th	1st

INDIVIDUAL - OTHER TOP 50 NCAA

	Value	NCAA Rank	MW Rank
Tomislav Buljan			
Rebounds	166	42nd	2nd
Def. Reb/Gm	6.2	31st	2nd
Jake Hall			
3-Point Pct	.406	47th	4th

ALLOWING SINGLE DIGITS

- Against New Mexico Highlands (Dec. 1) and Florida Gulf Coast (Dec. 14), UNM did not allow a double-digit scorer by an opponent
- Since 1985-86 (when the shot clock was introduced), it marks just the eighth and ninth times the Lobos have not allowed an opposing player to score in double figures
- Prior to this season, it had occurred just once in the previous 10 seasons combined (2024 vs. Nevada)
- This season marks just the second time in the shot clock era that UNM has accomplished the feat twice in a season (in 2014-15, UNM did it in back-to-back games at Valparaiso and hosting Louisiana-Monroe)

HOME SWEET HOME AT NEW MEXICO

- UNM completed an undefeated calendar year at home in both football (6-0) and men's basketball (17-0 with a win) for the first time since 1926 (when UNM football was 4-0 at home 1926 and basketball was 8-0 at home)
- The Lobos are the only Division I school to not lose a home football or men's basketball game in calendar year 2025
- UNM is the first FBS school to accomplish the feat in three years, since Tennessee was undefeated at home in both sports in calendar year 2022
- The Lobos is the sixth Mountain West school, and the first in over a decade, to accomplish the feat, joining San Diego State (2014) and BYU (2001, 2006, 2007, 2008)

NEW LOOK LOBOS

- New Mexico has a roster that includes no returning players for the first time in program history
- The Lobos are one of nine teams nationally to return no players from last season, while also being one of 10 to return no minutes and one of 14 to return no points from last season
- UNM joins Arkansas State and North Texas as the only teams in the nation to not return a single player, coach or basketball staff member from last year

NOTHING IS OVER UNTIL WE DECIDE IT IS!

- The Lobos mounted a massive comeback to defeat Alabama State 93-87 on Nov. 26
- UNM trailed by 15 early in the second half, marking the Lobos' largest comeback since a 16-point comeback against Wyoming in the 2019 Mountain West Tournament
- The Lobos trailed by 15 with 16:45 left to play, the second-latest in a game UNM has trailed by 15 points and rallied for a win (trailed Boise State 76-61 with 6:00 to go in an 80-78 win on Feb. 17, 2016)
- UNM trailed ASU by 13 at the half, T-7th largest halftime deficit overcome to win, and the largest since rallying from down 14 at the half to win last season at Wyoming (Jan. 7, 2025)

DOMINANCE AT THE ACADEMY

- New Mexico posted a 91-49 victory at Air Force on Jan. 10
- It was UNM's largest ever Mountain West road win, second-largest Mountain West win overall (defeated Wyoming by 45 in 2008 at The Pit), the second-largest road win in MW history (Boise State won at San Jose State by 52 in 2020-21) and T-2nd largest road win over a Division I opponent in UNM history (tying a 42-point at BYU in 1998, trailing only a 51-point win at Hawaii in 1965-66)

ELITE OLEN

- UNM head coach Eric Olen has led his teams to a successful run over the past two seasons, starting last year at UC San Diego before this year at UNM
- Olen's teams have gone 45-9 over the last two seasons (30-5 last year at UCSD, 15-4 this year at UNM), giving him the sixth-best win percentage of any coach in the nation during that span at .833

UP NEXT

- The Lobos begin a two-game road trip on Tuesday with a visit to UNLV
- UNM swept the series last year, including its first road win in the series since 2018
- Game time is 9pm MT and the game will air on CBS Sports Network and the Lobo Radio Network

FBS UNDEFEATED AT HOME IN A CALENDAR YEAR IN FB & MBB

(last 10 years)

Year	Team
2025	New Mexico
2022	Tennessee
2021	Alabama, Baylor, Houston
2020	Liberty, Oregon

MW UNDEFEATED AT HOME IN A CALENDAR YEAR IN FB & MBB

Year	Team
2025	New Mexico
2014	San Diego State
2008	BYU
2007	BYU
2006	BYU
2001	BYU

DIVISION I TEAMS IN 2025-26 THAT RETURN...

0 Starters	numerous
0 Points	14 teams
0 Minutes	10 teams
0 Players	9 teams
0 Players or coaches	3 teams (UNM, Arkansas St, North Texas)

BEST COACH WINNING PCT LAST 2 SEASONS (thru games of 1/22)

Winning Pct	Coach	Team
.912 (52-5)	Jon Scheyer	(Duke)
.897 (52-6)	Kelvin Sampson	(Houston)
.847 (50-9)	Todd Golden	(Florida)
.839 (47-9)	Randy Bennett	(Saint Mary's)
.839 (47-9)	Tom Izzo	(Michigan State)
.833 (45-9)	Eric Olen	(UCSD/New Mexico)
.833 (45-9)	Ben McCollum	(Drake/Iowa)
.830 (44-9)	Ryan Odom	(VCU/Virginia)
.821 (46-10)	Mark Few	(Gonzaga)



2025-26 LOBO BASKETBALL

2025-26 ROSTER

NO.	PLAYER	PRONUNCIATION	POS.	YR.	HT.	HOMETOWN	SOCIAL	
0	KEVIN PATTON, Jr.		G	Jr.	6-8	Murrieta, Calif.	X @kevinjr_0	@ kevinpattonjr
1	DEYTON ALBURY	dayton all-BURR-ee	G	R-Sr.	6-3	Nassau, Bahamas	X @deyton242	@ deyton242
2	TAJAVIS MILLER	tuh-JAY-viss	G	Sr.	6-4	Commerce, Texas		@ _jmiller2_
3	LUKE HAUPT	HOPPED	G	Grad.	6-7	San Diego, Calif.		@ lukehaupt2
4	URIAH TENETTE	yur-EYE-ah ten-NET	G	Fr.	5-11	Prescott, Ariz.	X @uriahtenette	@ uriahtenette
5	ANTONIO CHOL	CHOLE (rhymes with hole)	G	R-Jr.	6-9	Buffalo, N.Y.	X @slimxtonio	@ antoniochol5
7	SIR MARIUS JONES	MARE-ee-us	G	Fr.	6-4	Oroville, Calif.		@ jones.boy_5
8	CHRIS HOWELL		G	R-Sr.	6-6	San Diego, Calif.		@ chrispykreme15
10	TOMISLAV BULJAN	tom-ah-slav BOOL-yahn	F	Fr.	6-9	Split, Croatia		@ t.buljan
11	KALLAI PATTON	kah-LIE	G	R-Fr.	6-4	Murrieta, Calif.	X @kallaipatton	@ kallaipatton
23	JAKE HALL		G	Fr.	6-4	Carlsbad, Calif.	X @jake_hall7	@ jakehall.23
29	TIMÉO PONS	tim-AY-oh POHNse	G	Fr.	6-9	Les Sables-d'Olonne, France	X @timeo_pns	@ timeo.pns
31	MILOS VICENTIC	ME-lowsh vee-CHEN-tich	F	Grad.	6-8	Belgrade, Serbia	X @Vicentic_31	@ milosvicentic
35	JT ROCK		C	R-So.	7-1	Sioux Falls, S.D.	X @JTRock12	@ jt_rock12

Head Coach:	Eric Olen (Spring Hill '04)	1st season at UNM
Assistant Coach:	Mikey Howell (UC San Diego '21)	1st season at UNM
Assistant Coach:	Mike Roberts (Indiana '05)	1st season at UNM
Assistant Coach:	Sam Stapleton (Occidental '13)	1st season at UNM
Assistant Coach:	Tom Tankelewicz (Western Carolina '14)	1st season at UNM
Assistant Coach:	Michael Wilder (UC Irvine '13)	1st season at UNM
Special Assistant to Head Coach:	Scott Waterman (Occidental '02)	1st season at UNM
Director of Basketball Operations:	Tahlia Garza (UC Irvine '21)	1st season at UNM
Athletic Performance Coach:	Charisse Williams (Lindenwood '19)	1st season at UNM
Graduate Assistant:	Jonah Simental (UC San Diego '24)	1st season at UNM
Athletic Trainer:	Rob Rimorin (New Mexico '06)	16th year at UNM
Communications:	Steve Kirkland (Penn State '01)	5th season at UNM
Creative Services & Digital Strategy:	Matt Villareal (Oklahoma State '19)	1st season at UNM

THE LAST TIME

A NEW MEXICO PLAYER...

- **Scored 30 points:** Donovan Dent (33) at Nevada (3/4/25)
- **Scored 35 points:** Donovan Dent (40) vs. VCU (12/18/24)
- **Scored 40 points:** Donovan Dent (40) vs. VCU (12/18/24)
- **Two players with 20 points:** Nelly Junior Joseph (26) and Donovan Dent (20), vs. UNLV (3/7/25)
- **Two players with 25 points:** Donovan Dent (30) and Mustapha Amzil (28), vs. Arizona State (11/28/24)
- **Three players with 20 points:** Corey Manigault (28), Zane Martin (23) & Vance Jackson (20) vs. Wyoming (2/8/20)
- **20-point game off the bench:** CJ Noland (23) at Fresno State (12/31/24)
- **20-points in one half:** Jake Hall (21²) vs. Alabama State (11/26/25)
- **A player with back-to-back 30-point games:** Ruben Douglas (2/24/03-3/1/03)
- **One player scored in double figures:** at Nevada (3/4/25)
- **No players scored in double figures:** at Boise State (12/23/20)
- **Five players scored in double figures:** vs. Grand Canyon (1/13/26)
- **All five starters scored in double figures:** vs. UC Riverside (11/11/25)
- **Six players scored in double figures:** vs. NM Highlands (12/1/25)
- **Had 15 rebounds:** Tomislav Buljan (21) vs. Mississippi State (11/21/25)
- **Had 20 rebounds:** Tomislav Buljan (21) vs. Mississippi State (11/21/25)
- **Two players with 10 rebounds:** Nelly Junior Joseph (12) & Filip Borovicanin (11) at Wyoming (1/7/25)
- **Double-Double:** Tomislav Buljan vs. Fresno State (1/21/26)
- **Two players had a double-double:** Nelly Junior Joseph & Filip Borovicanin at Wyoming (1/7/25)
- **Three players had a double-double:** Nelly Junior Joseph, Mustapha Amzil and Donovan Dent vs. Nicholls (11/4/24)
- **Double-Double with points and assists:** Donovan Dent at Boise State (2/19/25)
- **Four Double-Doubles in a row:** Nelly Junior Joseph [5] (1/20/25-2/8/25)
- **Triple-Double:** Luc Longley vs. Penn State (3/28/90) *NIT*
- **20 points and 20 rebounds:** Carlton Bragg (22/20) at Wyoming (3/9/19)
- **10 assists:** Donovan Dent (11) at Boise State (2/19/25)
- **5 Blocked Shots:** Nelly Junior Joseph (5) vs. Colorado State (2/5/25)
- **5 Steals:** Luke Haupt (5) vs. Fresno State (1/21/26)
- **Led UNM in Points, Rebounds and Assists:** Makuach Malauch at Fresno State (1/30/21)
- **Hit a last second shot to win a game (1.0 or later):** Nelly Junior Joseph vs. Nevada (1/3/25), jumper as time expired in OT to win 82-81
- **Played the entire game:** Donovan Dent vs. Utah State (2/16/25)
- **Played 40 or more minutes:** Donovan Dent vs. Utah State (2/16/25)

NEW MEXICO TEAM...

- **Won in Overtime:** 82-81 vs. Nevada (1/3/25)
- **Lost in Overtime:** 83-89 vs. New Mexico State (12/7/24)
- **Played Two Overtimes:** L, 94-97 (2ot) at Nevada (1/23/23)
- **Played Three Overtimes:** W, 104-99 (3ot) vs. Fresno State (3/8/96) *WACT*
- **Shot 70 percent for a Half:** 73.3 (22-30)², vs. Houston Baptist (12/22/19)
- **Shot 60 percent in a Game:** 60.3 (47-78) vs. Western New Mexico (12/14/24)
- **Shot less than 30 percent in a Game:** 29.7 (19-64) vs. Clemson (3/22/24) *NCAA*
- **Shot 90 percent from the free throw line:** 100.0 (15-15) vs. Boise State (1/17/25)
- **Shot 50 percent from 3-point line:** 50.0 (8-16) vs. Grand Canyon (1/13/26)
- **Shot less than 30 percent in a half:** 26.7 (8-30)¹, at Boise State (12/30/25)
- **Shot less than 20 percent in a half:** 18.5 (5-27)¹, at Wyoming (1/7/25)
- **Shot 55 percent or better and lost:** 59.6 (31-52) vs. New Mexico State (11/17/18)
- **Attempted 50 FTs:** 52 at UTEP (1/2/08)
- **Made 30 FTs:** 31 vs. Nevada (1/3/25)
- **Made 10 3-pt FGs:** 10, vs. Fresno State (1/21/26)
- **Failed to make a 3-pt FG:** vs. Washington State (12/25/15)
- **Had 50 rebounds:** 50, vs. NM Highlands (12/1/25)
- **Had 25 assists:** 26, vs. NM Highlands (12/1/25)
- **Had 15 steals:** 18, vs. Fresno State (1/21/26)
- **Had 10 blocks:** 10, vs. Nicholls (11/4/24)
- **Scored 50 pts in a half:** 53², vs. Santa Clara (12/6/25)
- **Scored 60 pts in a half:** 62², vs. Western New Mexico (12/14/24)
- **Scored 100 pts (MW):** 103, at Fresno State (12/31/24)
- **Scored 100 pts (non-conf):** 122, vs. Western New Mexico (12/14/24)
- **Scored under 20 pts in 1st half:** 19, at Boise State (12/30/25)
- **Scored under 20 pts in 2nd half:** 18, at UNLV (1/18/21)
- **Scored under 50 pts in a game:** 47, at San Diego State (1/31/22)
- **Never trailed:** vs. Grand Canyon (1/13/26)

AN OPPOSING PLAYER...

- **Scored 30 points:** DeShawn Gory (31), Fresno State (1/21/26)
- **Scored 35 points:** Max Rice (35), Boise State (1/31/24)
- **Scored 40 points:** Jordan Caroline (45), Nevada (1/7/17)
- **Two players with 20 points:** Josh Hubbard (29) & Jayden Epps (21), vs. Mississippi State (11/21/25)
- **Two players with 25 points:** Graham Ike (29) & Hunter Maldonado (25), at Wyoming (1/22/22)
- **Three players with 20 points:** Will Baker (28), Jarod Lucas (22) & Kenan Blackshear (20), at Nevada (1/13/23)
- **20-point game off the bench:** Braden Frager (20), vs. Nebraska (11/20/25)
- **One player scored in double figures:** Wyoming (11/5/25)
- **No players scored in double figures:** Florida Gulf Coast (12/14/25)
- **Five players scored in double figures:** Alabama State (11/26/25)
- **All five starters scored in double figures:** at St. John's (11/17/24)
- **Six players scored in double figures:** Utah State (1/8/22)
- **Had 15 rebounds:** Tyler Bilodeau (15), vs. UCLA (11/8/24)
- **Had 20 rebounds:** Ryan Watkins (22), Boise State (1/21/14)
- **Two players with 10 rebounds:** RJ Luis, Jr. (11) & Zuby Ejiofor (10), at St. John's (11/17/24)
- **Double-Double:** DeShawn Gory, vs. Fresno State (1/21/26)
- **Two players had a double-double:** RJ Luis, Jr. & Zuby Ejiofor, at St. John's (11/17/24)
- **Double-Double with points and assists:** Drake Allen, Utah State (2/16/25)
- **Triple-Double:** Omari Moore, at San Jose State (2/20/22)
- **10 assists:** Alvaro Cardenas (12), vs. Boise State (3/14/25)
- **5 Blocked Shots:** Nick Davidson (5), Nevada (1/3/25)
- **5 Steals:** Alvaro Cardenas (5), at Boise State (2/19/25)
- **Hit a last second shot to win a game (1.0 or later):** Lamont Butler, San Diego State (2/25/23), three-pointer as time expired to win 73-71

OPPONENT TEAM...

- **Shot 70 percent for a Half:** 73.1 (19-26)², at Air Force (2/10/23)
- **Shot 60 percent in a Game:** 66.0 (35-53) at Air Force (2/10/23)
- **Shot less than 30 percent in a Game:** 29.4 (20-68), Boise State (3/14/24) *MWT*
- **Shot 90 percent from the free throw line:** 100.0 (5-5), at San Jose State (1/24/24)
- **Shot 50 percent from 3-point line:** 51.9 (14-27), UC Riverside (11/11/25)
- **Shot less than 30 percent in a half:** 28.6 (10-35)², Grand Canyon (1/13/26)
- **Shot less than 20 percent in a half:** 18.5 (5-27)¹, at Fresno State (1/28/21)
- **Shot 55 percent or better and lost:** 57.8 (37-64) at Wyoming (2/20/18)
- **Attempted 50 FTs:** 50, New Mexico State (12/11/82)
- **Made 30 FTs:** 35, Utah State (3/14/19)
- **Made 10 3-pt FGs:** 10, Fresno State (1/21/26)
- **Failed to make a 3-pt FG:** New Mexico State (12/16/15)
- **Had 50 rebounds:** 52, Boise State (1/15/22)
- **Had 25 assists:** 27, at Colorado State (3/3/21)
- **Had 15 steals:** 15, UAB (11/25/21)
- **Had 10 blocks:** 10, Utah State (1/6/21)
- **Scored 50 pts in a half:** 51² Fresno State (1/21/26)
- **Scored 60 pts in a half:** 61², at Wyoming (2/20/18)
- **Scored 100 pts (MW):** 105, at Colorado State (1/15/20)
- **Scored 100 pts (non-conf):** 100, at New Mexico State (12/4/18)
- **Scored under 20 pts in 1st half:** 19, UT Arlington (11/8/25)
- **Scored under 20 pts in 2nd half:** 19, New Mexico State (12/3/14)
- **Scored under 50 pts in a game:** 49, at Air Force (1/10/26)
- **Never trailed:** vs. Nebraska (11/20/25)

COMEBACKS...

	New Mexico Comeback	Opponent Comeback
Trailing at Half	at VCU (12/10/25) ^{41-46 / 81-78}	vs. Mich State (3/25/25) ^{29-31 / 71-63}
Trailing w/8:00 left	vs. Wyoming (2/12/25) ^{51-56 / 71-67}	vs. Arizona St (11/28/24) ^{60-62 / 85-82}
Trailing w/4:00 left	vs. Alabama St (11/26/25) ^{82-83 / 93-87}	Air Force (2/24/24) ^{67-70 / 78-77}
Trailing w/2:00 left	at Wyoming (12/31/22) ^{72-74 / 76-75}	Air Force (2/24/24) ^{70-72 / 78-77}
Trailing w/1:00 left	vs. Miss State (11/21/25) ^{76-77 / 80-78}	at SDSU (1/17/26) ^{77-79 / 83-79}
Trailing any pt in final 30 sec of 2nd half or 30 sec of OT	Nevada (1/3/25) ^{80-81(01 ot) / 82-81}	at SJSU (1/14/25) ^{69-70 (03) / 71-70}



2025-26 LOBO BASKETBALL

WASHINGTON ST. NEW MEXICO

74
66

GAME #0 (exhibition)
Oct. 25, 2025
Beasley Coliseum (670)
Pullman, WA

UNM	FG	3FG	FT	O-D-T	PF	TP	A	TO	BS	S	MP
5 Chol*	3-7	2-6	3-3	0-5-5	2	11	0	1	0	0	22
10 Buljan*	2-5	0-3	0-0	4-5-9	2	4	1	0	2	2	22
1 Albury*	1-11	0-2	4-4	1-3-4	5	6	2	3	1	1	23
8 Howell*	1-7	0-2	0-1	2-0-2	5	2	4	1	0	2	17
23 Hall*	3-13	2-12	2-2	0-3-3	1	10	0	2	0	1	23
0 Patton	1-6	0-2	0-0	2-2-4	2	2	0	2	1	0	14
2 Miller	1-6	1-5	1-2	0-1-1	2	4	0	1	0	0	18
3 Haupt	1-3	0-0	5-5	2-3-5	5	7	3	2	0	3	21
4 Tenette	4-10	3-7	0-0	1-0-1	5	11	2	0	1	0	20
31 Vicentic	2-6	2-4	0-0	2-1-3	1	6	0	0	0	0	13
35 Rock	1-1	1-1	0-0	1-3-4	1	3	0	1	0	0	8
TEAM				2-2-4							
Totals	20-75	11-44	15-17	17-28-45	31	66	12	14	3	9	200
WSU	FG	3FG	FT	O-D-T	PF	TP	A	TO	BS	S	MP
2 Yalaho*	3-6	0-3	2-6	3-3-6	0	8	1	0	1	0	24
22 Okafor*	3-9	0-0	3-7	6-8-14	3	9	0	3	2	0	25
5 Thrastarson*	4-9	1-3	4-4	2-3-5	4	13	0	3	2	1	26
11 Morton*	1-5	0-4	10-13	1-3-4	1	12	2	1	0	0	23
13 Rodriguez*	1-3	0-0	0-0	1-4-5	1	2	5	4	0	3	30
0 Ugbo	4-6	2-3	6-8	0-7-7	3	16	1	1	1	2	21
3 Hildebrandt	3-7	2-6	2-3	0-3-3	2	10	1	1	0	1	18
10 Gerrits	0-0	0-0	0-0	0-1-1	0	0	0	0	0	0	8
21 Glass	1-4	0-2	2-2	0-0-0	1	4	0	5	0	1	14
51 Wymott	0-2	0-1	0-0	0-0-0	2	0	0	1	0	0	12
TEAM				0-6-6							
Totals	20-49	5-22	29-43	13-38-51	18	74	10	19	6	8	200
1st	38	28	66	FG%	3FG%	FT%					
Washington State	37	37	74	26.7	25.0	88.2					
				40.8	22.7	67.4					

Points in the Paint-UNM 18, WSU 26; Points off Turnovers-UNM 18, WSU 9
2nd Chance Points-UNM 9, WSU 6; Fast Break Points-UNM 15, WSU 0
Bench Points-UNM 33, WSU 30; Score Tied-6 times. Lead changed-11 times.
Largest lead-UNM by 7 2nd-12:29, WSU by 8 1st-3:28.
UNM led for 13:22, WSU led for 23:03, Game tied 3:35.
Officials: Tony Padilla, Justin Shamion, Toby Doolittle
Technical: UNM-Vicentic; WSU-Bench

NEW MEXICO N. ARIZONA

64
54

GAME #0 (exhibition)
Oct. 30, 2025
The Pit (9,728)
Albuquerque, NM

NAU	FG	3FG	FT	O-D-T	PF	TP	A	TO	BS	S	MP
3 Jackson*	1-5	0-0	2-5	2-5-7	4	4	2	1	1	1	31
11 Abelman*	4-10	2-6	0-0	1-7-8	0	10	0	2	0	3	35
22 Bradford*	0-0	0-0	1-2	0-0-0	3	1	0	1	1	1	4
24 Shaw*	3-11	2-6	4-4	1-0-1	1	12	1	0	0	0	21
4 Osajnik*	5-12	2-5	0-0	0-11-11	3	12	2	3	0	0	30
2 Komin	0-0	0-0	0-0	0-0-0	1	0	0	1	0	0	2
4 Fort	1-2	0-1	0-0	0-0-0	0	2	0	1	0	0	10
5 Davidson	3-7	0-0	3-5	4-1-5	3	9	1	2	1	1	28
7 Peterson	0-2	0-2	0-0	1-1-2	2	0	4	0	0	1	26
9 Poom	2-6	0-1	0-0	2-1-3	5	4	0	2	0	1	9
12 Campisano	0-3	0-3	0-0	0-1-1	0	0	0	1	0	0	4
TEAM				2-1-3							
Totals	19-58	6-24	10-16	13-28-41	22	54	10	16	3	9	200
UNM	FG	3FG	FT	O-D-T	PF	TP	A	TO	BS	S	MP
5 Chol*	5-11	5-11	5-6	0-4-4	2	20	1	0	2	1	25
10 Buljan*	2-7	0-2	1-4	4-3-7	4	5	0	1	0	1	24
1 Albury*	0-5	0-2	6-8	0-4-4	1	6	1	2	0	4	26
3 Haupt*	0-1	0-0	2-2	0-3-3	1	2	4	2	0	1	24
4 Tenette*	1-5	1-5	0-0	1-4-5	3	3	1	1	0	0	25
0 Patton	1-3	1-3	0-0	0-2-2	0	3	0	0	2	0	8
2 Miller	1-3	1-3	0-0	0-0-0	0	3	0	1	0	0	11
8 Howell	2-2	0-0	4-6	0-2-2	2	8	5	2	0	1	21
23 Hall	4-7	2-5	2-3	1-0-1	2	12	0	2	0	0	20
31 Vicentic	1-3	0-1	0-0	0-0-0	1	2	1	0	0	0	9
35 Rock	0-0	0-0	0-0	0-2-2	0	0	0	1	1	0	7
TEAM				1-3-4							
Totals	17-47	10-32	20-29	7-27-34	16	64	13	13	5	8	200
1st	19	35	54	FG%	3FG%	FT%					
Northern Arizona	19	35	54	32.8	25.0	62.5					
New Mexico	29	35	64	36.2	31.3	69.0					

Points in the Paint-NAU 20, UNM 14; Points off Turnovers-NAU 12, UNM 12
2nd Chance Points-NAU 11, UNM 10; Fast Break Points-NAU 3, UNM 14
Bench Points-NAU 15, UNM 28; Score Tied-0 times. Lead changed-0 times.
Largest lead-NAU - none, UNM by 15 2nd-9:44.
NAU led for 0:00, UNM led for 39:14, Game tied 0:56.
Officials: Mike Littlewood, Anthony Burris, Daniel Nguyen
Technical: none

NEW MEXICO EAST TEXAS A&M

76
54

GAME #1
Nov. 5, 2025
The Pit (10,726)
Albuquerque, NM

ETAMU (1-1)	FG	3FG	FT	O-D-T	PF	TP	A	TO	BS	S	MP
0 Harrison*	6-12	3-6	3-4	2-5-7	3	18	0	4	1	0	23
10 Taylor*	1-3	0-1	0-0	1-3-4	5	2	0	1	0	0	9
1 Sigona*	3-10	1-7	0-0	0-2-2	0	7	3	2	0	0	24
6 Fields*	0-3	0-3	0-0	2-1-3	2	0	0	1	0	1	15
25 Hunt*	2-5	0-3	1-1	1-3-4	1	5	3	2	0	3	29
2 Phelps	3-8	1-4	1-3	0-1-1	1	8	1	0	1	1	20
3 Sanchez-Vega	0-1	0-1	0-0	0-0-0	0	0	0	0	0	0	1
5 Mosher	2-4	0-2	0-0	1-1-2	0	4	0	1	0	1	8
7 Folanin	0-3	0-1	2-2	3-6-9	2	2	0	2	1	0	20
8 Garcia	3-9	0-5	0-1	0-2-2	1	6	1	2	0	1	17
13 Pagotto	1-3	0-1	0-0	1-0-1	3	2	1	2	0	0	19
30 McCray	0-1	0-0	0-0	0-1-1	1	0	0	3	0	1	14
TEAM				0-3-3							
Totals	21-62	5-34	7-11	11-28-39	19	54	9	21	3	8	200
UNM (1-0)	FG	3FG	FT	O-D-T	PF	TP	A	TO	BS	S	MP
5 Chol*	4-10	1-6	0-0	1-2-3	2	9	0	1	1	0	21
10 Buljan*	3-7	0-0	2-2	7-8-15	2	8	1	3	0	3	24
1 Albury*	2-8	0-1	2-5	1-5-6	1	6	2	3	0	0	24
8 Howell*	1-3	0-0	1-2	0-1-1	2	3	3	0	0	3	21
23 Hall*	6-12	2-6	0-1	0-3-3	0	14	2	1	0	0	25
0 Patton	1-2	0-1	0-0	0-1-1	1	2	0	1	0	0	10
2 Miller	4-5	3-3	0-0	0-2-2	1	11	0	1	0	0	13
3 Haupt	0-2	0-0	6-8	1-3-4	1	6	1	2	0	2	23
4 Tenette	5-11	2-3	2-4	0-2-2	0	14	5	1	0	3	24
29 Pons	0-0	0-0	0-0	0-1-1	0	0	0	0	0	0	1
31 Vicentic	0-1	0-0	0-0	0-0-0	2	0	1	0	0	0	6
35 Rock	1-2	0-0	1-1	2-2-4	1	3	0	2	0	0	9
TEAM				0-1-1							
Totals	27-63	8-20	14-23	12-31-43	13	76	15	15	1	11	200
1st	14	40	54	FG%	3FG%	FT%					
East Texas A&M	14	40	54	33.9	14.7	63.6					
New Mexico	34	42	76	42.9	40.0	60.9					

Points in the Paint-ETAMU 28, UNM 38; Points off Turnovers-ETAMU 14, UNM 22
2nd Chance Points-ETAMU 7, UNM 17; Fast Break Points-ETAMU 14, UNM 15
Bench Points-ETAMU 22, UNM 36; Score Tied-0 times. Lead changed-1 time.
Largest lead-ETAMU by 1 1st 19:39, UNM by 25 2nd-12:14.
ETAMU led for 0:26, UNM led for 39:13, Game tied 0:21.
Officials: Tim Comer, Juan Corral, Derek Anganes
Technical: none

NEW MEXICO UT ARLINGTON

74
56

GAME #2
Nov. 8, 2025
The Pit (11,513)
Albuquerque, NM

UTA (1-1)	FG	3FG	FT	O-D-T	PF	TP	A	TO	BS	S	MP
2 Seamster*	6-9	0-3	5-6	4-5-9	4	17	1	2	1	1	23
34 Jackson*	3-4	0-0	0-0	1-4-5	3	6	0	2	2	0	28
0 Lowery*	1-5	0-4	0-0	0-0-0	3	2	1	1	0	0	19
1 Chavis*	1-7	0-1	3-4	0-2-2	4	5	1	4	0	1	24
3 Mason*	1-5	0-2	1-2	3-0-3	1	3	0	4	0	0	21
4 Rigbsy	0-3	0-3	2-2	1-2-3	2	2	1	3	0	1	19
5 Goodman	0-1	0-0	0-0	0-1-1	3	0	0	2	0	0	10
8 Laster	3-6	0-2	4-6	0-2-2	0	10	1	4	0	0	17
11 Smoot	2-5	2-5	2-4	2-1-3	1	8	1	0	1	0	14
33 Reed	0-0	0-0	0-0	0-0-0	0	0	0	0	0	0	3
42 McCreary	1-6	1-5	0-0	1-7-8	2	3	1	1	0	1	22
TEAM				2-0-2							
Totals	18-51	3-25	17-24	14-24-38	23	56	7	23	4	4	200
UNM (2-0)	FG	3FG	FT	O-D-T	PF	TP	A	TO	BS	S	MP
5 Chol*	2-3	1-2	2-3	0-1-1	2	7	0	1	2	2	24
10 Buljan*	6-8	0-1	5-7	2-2-4	3	17	1	0	0	0	19
1 Albury*	3-9	1-4	8-8	1-3-4	2	15	2	3	0	3	27
8 Howell*	1-5	1-1	3-4	2-2-4	3	6	5	1	0	3	22
23 Hall*	3-6	1-4	2-2	0-2-2	1	9	2	1	0	2	24
0 Patton	0-0	0-0	1-2	1-0-1	2	1	2	0	0	2	6
2 Miller	2-5	0-3	0-0	0-1-1	1	4	1	1	0	0	14
3 Haupt	0-2	0-1	0-0	1-5-6	1	0	2	0	1	0	26
4 Tenette	2-6	0-2	1-1	0-0-0	4	5	0	2	0	1	20
29 Pons	0-1	0-1	0-0	0-0-0	0	0	0	0	0	0	2
31 Vicentic	2-6	1-3	0-0	0-1-1	1	5	0	0	0	1	7
35 Rock	2-6	1-4	0-0	0-2-2	4	5	0	3	1	0	9
TEAM				2-2-4							
Totals	23-57	6-26	22-27	9-21-30	24	74	15	12	4	14	200
1st	19	37	56	FG%	3FG%	FT%					
UT Arlington	19	37	56	35.3	12.0	70.8					
New Mexico	31	43	74	40.4	23.1	81.5					

Points in the Paint-UTA 26, UNM 30; Points off Turnovers-



2025-26 LOBO BASKETBALL

NEBRASKA NEW MEXICO

84
72

GAME #5
Nov. 20, 2025
T-Mobile Center (5,278)
Kansas City, MO

NEB (5-0)	FG	3FG	FT	O-D-T	PF	TP	A	TO	BS	S	MP
9 Buyuktuncel*	2-4	0-2	1-2	3-4-7	4	5	1	2	0	1	21
21 Sandfort*	3-11	1-5	1-2	0-6-6	2	8	3	1	0	1	33
51 Mast*	6-12	1-5	4-5	1-3-4	3	17	2	5	0	1	30
1 Holberg*	2-5	1-3	1-2	0-7-7	1	6	6	1	0	2	31
10 Lawrence*	6-9	4-7	5-7	0-3-3	3	21	4	3	0	1	30
0 Essegian	2-7	2-6	1-2	0-0-0	0	7	3	2	0	0	15
5 Frager	6-8	4-6	4-5	0-8-8	1	20	0	1	0	0	27
31 Jacobsen	0-1	0-1	0-0	0-1-1	2	0	1	3	0	0	13
TEAM				1-1-2							
Totals	27-57	13-35	17-25	5-33-38	16	84	20	18	0	6	200
UNM (3-2)	FG	3FG	FT	O-D-T	PF	TP	A	TO	BS	S	MP
5 Chol*	4-13	3-9	1-2	1-6-7	2	12	1	4	1	0	30
10 Buljan*	5-6	1-1	0-2	3-4-7	1	11	1	2	0	1	27
1 Albury*	1-2	0-1	1-2	1-2-3	1	3	3	1	0	2	13
8 Howell*	1-4	0-3	2-2	1-3-4	5	4	6	3	0	2	33
23 Hall*	7-17	6-15	0-0	0-3-3	1	20	2	1	0	1	28
2 Miller	1-7	0-5	0-0	0-2-3	3	2	0	1	0	2	10
3 Haupt	2-2	2-2	2-2	1-3-4	0	8	3	2	0	0	21
4 Tenette	4-15	1-8	1-1	1-3-4	5	10	2	3	0	3	30
35 Rock	1-1	0-0	0-0	0-1-1	1	2	0	0	1	0	8
TEAM				0-1-1							
Totals	26-67	13-44	7-11	8-28-36	19	72	18	16	2	11	200
1st	43	41	84	FG%	3FG%	FT%					
Nebraska	25	47	72	47.4	37.1	68.0					
New Mexico				38.8	29.5	63.6					

Points in the Paint-NEB 28, UNM 26; Points off Turnovers-NEB 20, UNM 14
2nd Chance Points-NEB 5, UNM 6; Fast Break Points-NEB 10, UNM 8
Bench Points-NEB 27, UNM 22. Score Tied-0 times. Lead changed-0 times.
Largest lead-NEB by 20 1st 8:33, UNM none.
NEB led for 39:45, UNM led for 0:00. Game tied 0:15.
Officials: Matt Potter, Edwin Young, Brian McNutt
Technical: UNM-Albury (F2 ejection)

NEW MEXICO MISSISSIPPI ST

80
78

GAME #6
Nov. 21, 2025
T-Mobile Center (6,743)
Kansas City, MO

UNM (4-2)	FG	3FG	FT	O-D-T	PF	TP	A	TO	BS	S	MP
5 Chol*	5-11	2-5	0-0	2-3-5	1	12	0	0	0	0	29
10 Buljan*	6-11	1-2	6-8	5-16-21	2	19	1	1	0	0	29
4 Tenette*	3-8	2-4	5-6	0-5-5	4	13	3	2	0	0	30
8 Howell*	1-4	0-1	4-4	1-1-2	1	6	3	2	0	2	25
23 Hall*	2-6	2-6	0-0	0-1-1	4	6	1	1	0	0	24
0 Patton	1-3	0-1	0-1	2-1-3	0	2	0	0	0	0	8
1 Albury	5-9	1-2	2-2	0-1-1	2	13	0	3	0	0	23
3 Haupt	1-3	1-3	2-3	2-4-6	2	5	3	0	0	0	22
35 Rock	2-8	0-3	0-1	1-1-2	1	4	0	0	0	0	11
TEAM				0-1-1							
Totals	26-63	9-27	19-25	13-33-46	17	80	11	10	0	2	200
MSU (2-3)	FG	3FG	FT	O-D-T	PF	TP	A	TO	BS	S	MP
99 Achor*	0-1	0-1	0-0	1-4-5	1	0	1	2	0	0	14
15 Ballard*	3-5	0-0	0-0	2-4-6	1	6	0	0	1	1	19
5 Jones*	0-4	0-2	2-2	1-2-3	5	2	1	1	1	1	25
10 Epps*	8-17	2-6	3-5	0-2-2	1	21	6	0	0	1	34
12 Hubbard*	11-25	6-13	1-3	0-2-2	2	29	4	2	1	3	36
0 Warren-Fleming	3-3	0-0	0-1	1-5-6	0	6	0	0	1	0	21
1 Warren	0-0	0-0	0-0	0-0-0	0	0	0	0	0	0	2
2 McGhee	1-1	0-0	0-0	0-0-0	3	2	0	1	0	0	8
4 Walker	3-3	1-1	1-2	0-3-3	4	8	1	1	0	0	16
14 Ali	1-7	0-5	0-0	2-6-8	2	2	0	0	0	0	18
23 Grace	1-2	0-1	0-0	0-0-0	2	2	0	0	0	0	6
TEAM				1-0-1							
Totals	31-68	9-29	7-13	8-28-36	21	78	13	7	4	6	200
1st	40	40	80	FG%	3FG%	FT%					
New Mexico	39	39	78	45.6	31.0	53.8					
Mississippi State											

Points in the Paint-UNM 32, MSU 36; Points off Turnovers-UNM 10, MSU 12
2nd Chance Points-UNM 13, MSU 10; Fast Break Points-UNM 8, MSU 4
Bench Points-UNM 24, MSU 20. Score Tied-7 times. Lead changed-14 times.
Largest lead-UNM by 7 1st 10:52, MSU by 4 1st 18:52.
UNM led for 26:38, MSU led for 9:35. Game tied 3:47.
Officials: Justin Porterfield, Vlad Voyard-Tadal, Brian McNutt
Technical: none

NEW MEXICO ALABAMA ST.

93
87

GAME #7
Nov. 26, 2025
The Pit (12,027)
Albuquerque, NM

ASU (3-5)	FG	3FG	FT	O-D-T	PF	TP	A	TO	BS	S	MP
11 Palesse*	2-3	1-2	1-2	1-4-5	3	6	3	0	0	0	35
23 King*	2-5	0-0	6-8	2-1-3	4	10	1	1	0	1	29
24 Stanback*	5-7	0-1	3-4	5-4-9	3	13	0	3	3	2	30
2 Simpson*	7-14	4-8	0-0	0-5-5	2	18	4	6	0	0	37
20 Anderson*	9-20	6-12	6-6	1-3-4	3	30	4	3	0	2	35
0 Byrd	4-6	2-3	0-0	1-2-3	2	10	1	2	0	2	17
1 Yates	0-0	0-0	0-0	0-1-1	2	0	0	0	0	1	7
4 Andrews	0-0	0-0	0-0	0-0-0	1	0	0	0	0	0	2
12 Mason	0-1	0-0	0-0	0-0-0	5	0	0	0	0	0	9
TEAM				0-0-0							
Totals	29-56	13-26	16-20	10-20-30	25	87	13	17	3	8	200
UNM (5-2)	FG	3FG	FT	O-D-T	PF	TP	A	TO	BS	S	MP
5 Chol*	4-9	2-6	2-4	0-0-0	2	12	0	1	0	0	22
10 Buljan*	2-5	0-0	1-5	1-6-7	4	5	4	0	2	1	29
1 Albury*	3-4	0-0	12-14	0-3-3	2	18	5	4	0	1	24
8 Howell*	0-2	0-0	4-4	1-1-2	0	4	5	3	0	1	26
23 Hall*	7-12	7-12	3-3	0-0-0	0	24	1	1	0	0	31
0 Patton	3-5	0-1	2-3	0-3-0	0	8	1	0	0	0	14
3 Haupt	2-3	0-0	2-3	2-0-2	2	6	1	0	0	0	16
4 Tenette	4-10	2-5	1-2	2-2-4	5	11	0	0	0	2	29
31 Vicentic	1-3	0-1	0-0	2-0-2	1	2	0	1	0	1	4
35 Rock	1-1	1-1	0-0	0-0-0	0	3	0	0	0	0	5
TEAM				2-2-4							
Totals	27-54	12-26	27-38	10-17-27	16	93	17	11	2	6	200
1st	51	36	87	FG%	3FG%	FT%					
Alabama State	38	55	93	51.8	50.0	80.0					
New Mexico				50.0	46.2	71.1					

Points in the Paint-ASU 24, UNM 26; Points off Turnovers-ASU 16, UNM 17
2nd Chance Points-ASU 16, UNM 9; Fast Break Points-ASU 14, UNM 10
Bench Points-ASU 10, UNM 30. Score Tied-4 times. Lead changed-6 times.
Largest lead-ASU by 15 2nd 19:49, UNM by 8 2nd 0-34.
ASU led for 32:47, UNM led for 5:33, Game tied 1:40.
Officials: Amy Bonner, Mason Slier, Tariq Lucas
Technical: none

NEW MEXICO NM HIGHLANDS

97
47

GAME #8
Dec. 1, 2025
The Pit (10,164)
Albuquerque, NM

NMHU (0-7)	FG	3FG	FT	O-D-T	PF	TP	A	TO	BS	S	MP
7 Sacko*	1-5	0-2	1-3	1-2-3	0	3	2	2	0	1	22
22 Williams*	2-4	0-1	0-0	0-0-0	3	4	1	1	0	1	19
5 Morris*	2-5	1-1	2-2	0-0-0	2	7	2	4	0	1	24
10 Dix*	2-10	0-3	4-7	1-12-13	1	8	1	0	1	1	28
20 Parham*	3-5	2-3	1-2	1-5-6	1	9	1	0	0	0	23
0 Pierce	0-1	0-1	2-2	0-0-0	0	2	0	2	0	0	2
1 Walker	2-7	0-1	1-2	3-0-3	3	5	0	5	0	1	16
4 Isoje	3-6	0-0	0-0	1-2-3	4	6	1	0	0	1	20
6 Comer	0-4	0-1	1-2	0-1-1	2	1	1	2	0	2	14
8 Eide	0-1	0-1	0-0	0-0-0	1	0	0	2	0	0	4
9 St. Jacques	0-0	0-0	0-0	0-0-0	0	0	0	0	0	0	2
13 Vasser-Steen	0-2	0-1	0-0	0-0-0	0	0	0	0	0	0	2
21 Kirsipuu	1-2	0-1	0-0	0-2-2	1	2	0	0	0	0	10
24 Adedigba	0-0	0-0	0-0	0-0-0	0	0	0	0	0	0	2
30 Turner	0-1	0-1	0-0	0-1-1	1	0	0	0	0	0	3
TEAM				1-2-3							
Totals	16-53	3-19	12-20	8-27-35	19	47	9	19	1	8	200
UNM (6-2)	FG	3FG	FT	O-D-T	PF	TP	A	TO	BS	S	MP
5 Chol*	4-8	3-6	1-2	2-1-3	1	12	0	2	1	0	17
1 Albury*	2-4	1-3	1-2	0-1-1	1	6	6	2	0	3	22
4 Tenette*	3-9	2-7	4-4	1-2-3	3	12	2	1	0	3	18
8 Howell*	0-4	0-3	0-0	1-2-3	1	0	2	1	0	2	17
23 Hall*	6-9	5-8	4-4	3-1-4	1	21	1	0	0	0	16
0 Patton	3-5	1-3	1-1	0-6-6	2	8	3	1	3	2	20
2 Miller	3-8	3-7	1-2	1-5-6	2	10	2	1	0	1	21
3 Haupt	0-1	0-0	0-0	0-2-2	1	0	6	0	0	0	15
29 Pons	3-7	3-7	2-3	0-1-1	1	11	3	0	1	0	15
31 Vicentic	2-8	1-5	2-2	1-4-5	3	7	1	0	1	0	22
35 Rock	3-4	0-1	4-6	3-6-9	1	10	0	1	2	1	17
TEAM				3-4-7							
Totals	29-67	19-50	20-26	15-35-50	17	97	26	9	8	12	200
1st	21	26	47	FG%	3FG%	FT%					
NM Highlands	44	53	97	30.2	15.8	60.0					
New Mexico				43.3	38.0	76.9					

Points in the Paint-NMHU 24, UNM 18; Points off Turnovers-NMHU 8, UNM 35
2nd Chance Points-NMHU 5, UNM 18; Fast Break Points-NMHU 9, UNM 23
Bench Points-NMHU 16, UNM 46. Score Tied-0 times. Lead changed-2 times.
Largest lead-NMHU by 1 1st 16:33, UNM by 50 2nd 1:43.
NMHU led for 0:34, UNM led for 37:39. Game tied 1:47.
Officials: Michael Irving, Brian McNutt, Alfred Smith
Technical: none

NEW MEXICO SANTA CLARA

98
71

GAME #9
Dec. 6, 2025
The Pit (13,614)
Albuquerque, NM

SCU (8-2)	FG	3FG	FT	O-D-T	PF	TP	A	TO	BS	S	MP
8 Mahi*	5-13	1-7	2-2	4-4-8	2	13	1	4	0	1	33
22 Graves*	5-11	2-5	0-0	4-2-6	2	12	2	1	0	1	34
11 Oboye*	2-3	0-1	0-0	2-1-3	5	4	0	2	0	0	14
0 Knapper*	1-4	1-3	0-0	1-2-3	0	3	5	2	0	0	24
1 Hammond*	7-14	3-7	5-7	0-3-3	4	22	2	1	0	1	30
2 Galvalyugov	1-9	0-8	0-0	2-0-2	2	2	2	4	0	1	15
3 Chukwudebelu	0-0	0-0	0-0	2-1-3	2	0	0	0	0	0	8
7 Cochran	3-9	2-8	2-3	0-0-0	2	10	0	0	0	1	15
15 Darlan	2-6	1-5	0-0	1-1-2	4	5	1	0	1	0	25
TEAM				2-3-5				1			
Totals	26-69	10-44	9-12	18-17-35	23	71	13	15	1	6	50
UNM (7-2)	FG	3FG	FT	O-D-T	PF	TP	A	TO	BS	S	MP
5 Chol*	3-5	3-5	4-4	0-2-2	2	13	1	0	0	1	30
10 Buljan*	5-8	0-1	6-8	2-8-10	2	16	2	2	2	1	27
1 Albury*	9-12	1-3	3-3	0-3-3	3	22	6	2	1	3	28
8 Howell*	2-3	2-3	0-0	1-1-1	1	6	3	3	0	2	24
23 Hall*	2-8	0-4	1-2	0-2-2	1	5	0	2	1	0	23
0 Patton	3-3	0-2	0-0	0-3-3	1	0	0	1	0	0	10
3 Haupt	2-2	0-0	2-2	2-2-4	1	6	2	0	0	1	15
4 Tenette	6-11	3-5	0-0	0-1-1	4	15	3	0	0	1	33
29 Pons	0-0	0-0	0-0	0-1-1	0	2	1	0	0	0	1
31 Vicentic	1-1	0-0	0-0	0-2-0	0	2	0	0	0	0	1
35 Rock	4-4	0-0	0-3	4-2-6	1	11	0	0	1	0	12
TEAM				1-1-2				2			
Totals	34-57	9-23	21-24	9-26-35	16	98	18	12	5	9	200
		1st	2nd	Total		FG%	3FG%	FT%			
Santa Clara	36	35	71			37.7	22.7	75.0			
New Mexico	45	53	98			59.6	39.1	87.5			



2025-26 LOBO BASKETBALL

NEW MEXICO FGCU

75
59

GAME #11
Dec. 14, 2025
The Pit (12,204)
Albuquerque, NM

FGCU (5-6)	FG	3FG	FT	O-D-T	PF	TP	A	TO	BS	S	MP
15 Duax*	3-6	1-3	0-0	3-1-4	5	7	2	3	1	2	22
20 Konieczny*	2-10	1-5	0-1	1-3-4	1	5	3	2	1	3	29
32 Monroe*	2-6	1-3	2-2	1-3-4	5	7	1	0	1	1	15
1 Barno*	2-5	1-2	1-2	0-2-2	3	6	1	2	0	0	19
7 Ellerbee*	2-6	1-5	4-5	1-2-3	2	9	1	2	0	0	26
0 Reddick	0-0	0-0	0-0	0-1-1	2	0	0	1	0	0	2
2 Williams	3-9	2-6	0-0	0-0-0	0	8	2	1	0	4	25
3 Tanner	3-7	0-4	2-4	1-3-4	3	8	1	0	0	1	24
6 Stewart	3-8	3-8	0-0	1-0-1	1	9	0	0	1	0	24
21 Guillouette TEAM	0-0	0-0	0-0	0-2-2	3	0	0	1	0	0	14
				1-3-4	1						
Totals	20-57	10-36	9-14	9-20-29	26	59	11	12	4	11	200
UNM (9-2)	FG	3FG	FT	O-D-T	PF	TP	A	TO	BS	S	MP
5 Chol*	4-11	3-8	3-4	2-5-7	1	14	0	0	0	0	28
10 Buljan*	0-2	0-0	0-0	0-0-0	1	0	0	0	0	0	12
1 Albury*	3-8	0-3	6-8	2-5-7	4	12	4	2	0	1	30
8 Howell*	3-3	2-2	0-0	1-2-3	0	6	1	1	0	2	11
23 Hall*	5-14	2-10	0-0	2-5-7	1	12	1	1	0	1	28
3 Haupt*	2-7	0-3	3-3	2-2-4	4	7	6	3	0	3	33
4 Tenette	3-7	0-4	2-2	2-3-5	4	8	1	3	0	1	29
29 Pons	0-2	0-2	0-0	0-0-0	1	0	0	0	0	0	3
31 Vicentic	0-1	0-1	6-6	0-0-0	0	6	0	0	0	0	7
35 Rock TEAM	3-5	0-1	4-4	4-3-7	1	10	0	2	2	0	20
				1-3-4	1						
Totals	22-60	7-34	24-27	16-28-44	17	75	13	13	2	8	200
	1st	2nd	Total			FG%	3FG%	FT%			
Florida Gulf Coast	25	34	59			35.1	27.8	64.3			
New Mexico	28	47	75			36.7	20.6	88.9			

Points in the Paint-FGCU 14, UNM 28; Points off Turnovers-FGCU 17, UNM 17
2nd Chance Points-FGCU 8, UNM 12; Fast Break Points-FGCU 15, UNM 13
Bench Points-FGCU 25, UNM 31. Score Tied-1 times. Lead changed-3 times.
Largest lead-FGCU by 25 2nd-2:35, UNM by 9 1st 15:57.
FGCU led for 13:01, UNM led for 24:18, Game tied 2:41.
Officials: Jason Phillips, Amy Bonner, Mike Reed
Technical: UNM-Haupt; FGCU-Malone, Coach Chambers

NEW MEXICO SAN JOSE ST.

88
65

GAME #12
Dec. 20, 2025
The Pit (12,785)
Albuquerque, NM

SJSU (5-7,0-1)	FG	3FG	FT	O-D-T	PF	TP	A	TO	BS	S	MP
24 Langford	0-0	0-0	0-0	2-1-3	3	0	2	0	0	0	13
32 Mound*	3-9	0-0	1-3	1-6-7	3	7	3	3	1	0	30
0 Garland*	9-17	5-8	4-4	0-4-4	3	27	3	4	0	1	31
2 Hannah*	1-4	1-3	0-0	0-0-0	1	3	0	1	0	0	12
13 Washington*	1-7	1-5	0-0	0-6-6	3	3	3	1	0	1	32
1 Myers	0-1	0-0	0-0	0-0-0	1	0	0	0	0	1	8
4 Bell	5-11	1-3	1-1	4-1-5	1	12	1	1	0	1	26
7 Goodarzi	3-7	3-6	2-2	0-0-0	1	11	0	1	0	0	19
21 Moupadele	1-4	0-2	0-0	1-1-2	0	2	1	0	0	0	17
99 NgaNga TEAM	0-0	0-0	0-0	0-1-1	1	0	0	1	0	0	12
				2-1-3	1						
Totals	23-60	11-27	8-10	10-21-31	17	65	13	13	1	4	200
UNM (10-2, 1-0)	FG	3FG	FT	O-D-T	PF	TP	A	TO	BS	S	MP
5 Chol*	3-7	3-6	0-0	0-0-0	0	9	1	0	2	0	27
35 Rock*	3-6	1-3	4-6	0-5-5	1	11	0	1	0	0	23
1 Albury*	3-6	0-2	4-5	0-5-5	1	10	7	4	0	2	27
3 Haupt*	2-5	0-3	0-0	1-3-4	3	4	3	2	0	0	27
23 Hall*	6-10	2-5	4-4	0-3-3	1	18	2	0	0	1	32
2 Miller	2-4	2-4	0-0	0-3-3	4	6	1	0	1	0	15
4 Tenette	5-7	0-2	1-1	1-1-2	4	11	4	1	0	0	31
29 Pons	0-0	0-0	0-0	0-0-0	0	0	0	0	0	0	3
31 Vicentic	7-9	3-5	2-2	1-3-4	2	19	0	0	0	2	17
				1-3-4	2						
Totals	31-54	11-30	15-18	4-26-30	16	88	18	10	3	5	200
	1st	2nd	Total			FG%	3FG%	FT%			
San Jose State	28	37	65			38.3	40.7	80.0			
New Mexico	41	47	88			56.4	36.7	83.3			

Points in the Paint-SJSU 20, UNM 36; Points off Turnovers-SJSU 9, UNM 11
2nd Chance Points-SJSU 9, UNM 10; Fast Break Points-SJSU 8, UNM 12
Bench Points-SJSU 25, UNM 36. Score Tied-2 times. Lead changed-2 times.
Largest lead-SJSU by 2 1st-15:09, UNM by 31 2nd-1:47.
SJSU led for 0:28, UNM led for 37:19, Game tied 2:13.
Officials: Jeffrey Anderson, Anthony Burns, Crystal Hogan
Technical: none

BOISE STATE NEW MEXICO

62
53

GAME #13
Dec. 30, 2025
ExtraMile Arena (9,980)
Boise, ID

UNM (10-3, 1-1)	FG	3FG	FT	O-D-T	PF	TP	A	TO	BS	S	MP
5 Chol*	3-10	2-7	0-0	0-2-2	2	8	0	1	1	0	33
10 Buljan*	6-11	0-2	4-7	4-6-10	4	16	1	2	0	1	24
1 Albury*	5-11	0-1	2-3	0-6-6	5	12	2	3	0	2	24
3 Haupt*	3-8	0-1	2-3	2-2-4	2	8	1	1	0	1	29
23 Hall*	1-10	0-7	0-1	0-5-5	2	2	0	0	0	0	28
2 Miller	0-2	0-0	0-0	0-2-2	0	0	0	0	0	0	11
4 Tenette	2-7	1-4	2-2	1-2-3	3	7	0	0	0	1	29
31 Vicentic	0-2	0-1	0-0	0-0-0	1	0	0	0	0	0	8
35 Rock TEAM	0-4	0-2	0-0	0-2-4	4	0	0	3	0	0	14
				0-2-2	1						
Totals	20-65	3-25	10-16	9-29-38	23	53	4	8	4	5	200
BSU (9-4, 1-1)	FG	3FG	FT	O-D-T	PF	TP	A	TO	BS	S	MP
13 Meadow*	2-4	0-1	2-4	1-5-6	2	6	1	0	0	0	22
20 Fielder*	4-10	2-6	1-2	2-3-5	2	11	1	1	0	1	21
22 Buchanan*	2-6	0-3	0-0	0-3-3	0	4	0	1	1	0	20
4 Andrews*	1-8	1-5	1-2	0-4-4	0	4	2	1	1	2	29
5 Keene*	0-2	0-1	0-0	1-1-2	2	0	1	2	2	0	13
1 Nelo	2-4	0-0	6-8	0-2-2	4	10	1	2	1	0	25
3 Buom	0-1	0-1	0-0	0-1-1	0	0	0	0	0	0	1
6 Carmichael	3-10	1-8	4-6	0-5-5	2	11	0	0	0	1	30
9 Parolin	1-4	0-3	2-2	2-6-8	4	4	0	0	1	0	19
16 Ahrens TEAM	5-7	2-2	0-1	2-6-8	2	12	1	1	1	1	21
				0-4-4	1						
Totals	20-56	6-30	16-25	8-40-48	18	62	7	9	7	5	200
	1st	2nd	Total			FG%	3FG%	FT%			
New Mexico	19	34	53			30.8	12.0	62.5			
Boise State	21	41	62			35.7	20.0	64.0			

Points in the Paint-UNM 30, BSU 22; Points off Turnovers-UNM 6, BSU 9
2nd Chance Points-UNM 8, BSU 5; Fast Break Points-UNM 10, BSU 10
Bench Points-UNM 7, BSU 37. Score Tied-3 times. Lead changed-5 times.
Largest lead-UNM by 11 2nd 16:57, BSU by 11 2nd-4:24.
UNM led for 20:47, BSU led for 16:57, Game tied 2:16.
Officials: Keith Kimble, Verne Harris, Mike Reed
Technical: none

NEW MEXICO WYOMING

78
58

GAME #14
Jan. 3, 2026
The Pit (13,763)
Albuquerque, NM

WYO (10-4, 1-2)	FG	3FG	FT	O-D-T	PF	TP	A	TO	BS	S	MP
10 Magassa*	3-4	0-0	1-3	2-2-4	3	7	0	1	1	0	13
2 Meyer*	4-8	1-4	0-0	2-3-5	1	9	5	0	0	2	34
3 Bennett*	1-6	1-4	2-2	2-2-4	2	5	1	0	1	0	26
5 Walker*	6-12	1-4	1-1	0-1-1	2	14	3	6	1	0	32
13 Harakow*	2-4	2-4	0-0	1-0-1	3	6	1	1	0	1	25
0 Rojas	0-7	0-4	2-3	1-1-2	0	2	2	1	0	0	15
1 Dennis	1-5	0-3	2-2	2-1-3	0	4	2	1	0	0	20
8 Saxon	0-1	0-1	0-0	0-2-2	1	0	0	0	1	0	8
11 Gores	3-5	1-3	1-2	2-4-6	2	8	0	1	1	0	22
35 Saadi TEAM	1-1	1-1	0-0	0-0-0	2	3	1	0	0	0	5
				0-2-2	1						
Totals	21-53	7-28	9-13	12-18-30	16	58	14	13	4	5	200
UNM (11-3, 2-1)	FG	3FG	FT	O-D-T	PF	TP	A	TO	BS	S	MP
5 Chol*	2-4	1-2	0-0	0-1-1	0	5	0	2	0	0	29
10 Buljan*	11-13	0-0	3-6	5-7-12	1	25	1	2	2	1	24
1 Albury*	1-6	0-0	2-2	1-1-2	4	4	7	1	0	0	25
3 Haupt*	4-7	1-2	1-1	2-3-5	5	10	1	2	0	3	23
23 Hall*	3-10	3-8	0-0	1-5-6	2	9	2	0	0	1	28
2 Miller	1-5	0-3	2-2	0-0-0	1	4	1	0	0	1	19
4 Tenette	5-15	3-5	1-1	1-1-2	1	14	3	0	0	0	29
31 Vicentic	0-1	0-1	0-0	0-0-0	0	0	0	0	0	0	6
35 Rock TEAM	3-3	1-1	0-0	1-1-2	0	7	0	1	0	0	16
				6-1-7	1						
Totals	30-64	9-22	9-12	17-20-37	14	78	15	9	2	6	200
	1st	2nd	Total			FG%	3FG%	FT%			
Wyoming	31	27	58			39.6	25.0	69.2			
New Mexico	34	44	78			46.9	40.9	75.0			

Points in the Paint-WYO 26, UNM 40; Points off Turnovers-WYO 11, UNM 14
2nd Chance Points-WYO 12, UNM 16; Fast Break Points-WYO 6, UNM 10
Bench Points-WYO 17, UNM 25. Score Tied-4 times. Lead changed-1 time.
Largest lead-WYO by 7 1st 6:12, UNM by 24 2nd-1:29.
WYO led for 14:52, UNM led for 22:39, Game tied 2:29.
Officials: Tommy Nunez, Brian McNutt, Mason Siler
Technical: none

NEW MEXICO COLORADO ST.

80
70

GAME #15
Jan. 6, 2026
Moby Arena (3,640)
Fort Collins, CO

UNM (12-3, 3-1)	FG	3FG	FT	O-D-T	PF	TP	A	TO	BS	S	MP
5 Chol*	4-9	3-8	0-0	1-4-5	1	11	2	0	0	0	32
10 Buljan*	2-4	0-0	4-6	3-8-11	4	8	1	3	0	2	20
1 Albury*	4-6	0-1	1-2	0-0-0	1	9	4	2	0	0	23
3 Haupt*	2-4	0-1	2-2	2-2-4	3	6	4	1	0	2	29
23 Hall*	6-10	3-5	3-4	0-2-2	2	18	2	1	0	0	29
2 Miller	4-8	3-6	0-0	0-1-1	0	11	0	1	0	0	19
4 Tenette	3-6	2-3	0-1	0-1-1	1	8	1	1	0	1	29
35 Rock TEAM	3-6	0-1	3-6	2-4-6	2	9	0	0	1	1	20
				1-0-1				1			
Totals	28-53	11-25	13-21	9-22-34	14	80	14	10	6	5	200
CSU (10-5, 1-3)	FG	3FG	FT	O-D-T	PF	TP	A	TO	BS	S	MP
0 Booth*	1-2	0-1	2-3	1-5-6	1	4	1	0	0	0	19
11 Kitudulas*	7-10	3-5	3-4	4-0-4	3	20	1	3	0	0	25
55 Muniz*	2-8	0-2	0-0	0-2-2	4	4	4	3	0	0	34
1 Pascarella*	4-8	0-4	0-0	0-3-3	4	8	0	3	0	1	27
2 Reuthersteiner*	5-12	1-2	2-2	0-1-5	0	13	5	1	0	1	29
4 Buchler	5-10	2-6	2-2	2-3-5	2	14	0	1	0	0	30
5 Mekonnen	1-5	0-2	0-0	2-2-4	0	2	0	0	0	1	11
8 McIver	0-1	0-1	0-0	0-1-1	0	1	0	0	0	0	11
23 Djapa TEAM	2-3	1-2	0-0	2-1-3	1	5	3	0	0	0	14
				0-2-2				3			
Totals	20-56	6-30	16-25	8-40-48	18	62	7	9	7	5	200
		1st	2nd	Total		FG%	3FG%		FT%		
New Mexico	39	41	80			52.8	44.0		62.9		
Colorado State	30	40	70			45.8	28.0		81.8		



2025-26 LOBO BASKETBALL

NEW MEXICO GRAND CANYON

87
64

GAME #17
Jan. 13, 2026
The Pit (12,512)
Albuquerque, NM

GCU (10-6, 3-2)		FG	3FG	FT	O-D-T	Pf	Tp	A	To	BS	S	MP
31	Owusu-Anane*	1-10	1-6	0-0	0-4-4	3	3	2	0	2	3	32
17	Demirel*	0-4	0-0	3-4	4-1-5	3	3	0	1	0	0	25
5	Moore*	4-6	0-1	3-3	0-0-0	2	11	2	0	0	1	21
10	Henley*	5-11	2-3	5-6	0-6-6	2	17	2	3	1	1	34
11	Shaw*	4-9	1-5	0-0	1-3-4	1	9	0	1	0	0	22
2	Williams	6-16	1-6	0-0	1-1-2	4	13	2	1	1	0	31
8	Stromer	1-5	1-2	2-2	0-2-2	2	5	0	1	1	1	15
9	Boisdur	0-0	0-0	0-0	0-0-0	0	0	0	0	0	0	3
22	Smith	0-0	0-0	0-0	0-0-0	2	0	0	0	0	0	3
32	Breidenbach	1-4	1-4	0-0	1-2-3	3	3	0	2	0	1	14
TEAM					1-2-3	2						
Totals		22-65	7-27	13-15	8-21-29	24	64	8	9	5	7	200
UNM (14-3, 5-1)		FG	3FG	FT	O-D-T	Pf	Tp	A	To	BS	S	MP
5	Choi*	3-5	1-2	2-2	0-6-6	2	9	3	1	0	0	29
10	Buljan*	2-6	0-1	1-3	1-3-4	4	5	1	1	0	0	20
1	Albury*	4-7	1-1	2-4	1-3-4	1	11	4	1	0	0	25
3	Haupt*	3-5	1-1	4-5	1-6-7	3	11	3	3	0	1	28
23	Hall*	7-12	2-3	6-7	1-1-2	1	22	1	1	0	0	30
2	Miller	1-4	0-2	0-0	1-5-6	2	2	0	0	1	1	24
4	Tenette	4-8	1-3	5-5	0-4-4	2	14	0	3	0	2	24
35	Rock	5-8	2-3	1-2	0-3-3	1	13	1	0	4	1	20
TEAM					1-2-3	1						
Totals		29-55	8-16	21-28	6-33-39	16	87	13	11	5	5	200
Grand Canyon		1st	2nd	Total			FG%	3FG%	FT%			
New Mexico		33	31	64			52.7	50.0	86.7			

Points in the Paint-GCU 20, UNM 30; Points off Turnovers-GCU 5, UNM 13
2nd Chance Points-GCU 6, UNM 6; Fast Break Points-GCU 9, UNM 9
Bench Points-GCU 21, UNM 29. Score Tied-2 times. Lead changed-0 times.
Largest lead-GCU none, UNM by 25 2nd 5:15.
GCU led for 0:00, UNM led for 37:45, Game tied 2:15.
Officials: Mike Littlewood, Kevin Brill, Ian Caldwell
Technical: GCU-Head Coach Drew (2)-ejection

SAN DIEGO ST. NEW MEXICO

83
79

GAME #18
Jan. 17, 2026
Viejas Arena (12,414)
San Diego, CA

UNM (14-4, 5-2)		FG	3FG	FT	O-D-T	Pf	Tp	A	To	BS	S	MP
5	Choi*	4-9	4-8	0-0	1-2-3	4	12	1	0	0	0	29
10	Buljan*	8-15	0-1	4-5	7-7-14	3	20	2	6	1	4	29
1	Albury*	2-5	0-1	5-6	0-1-1	2	9	2	6	0	2	26
3	Haupt*	4-6	3-4	0-0	0-3-3	5	11	2	0	0	1	28
23	Hall*	5-10	3-7	2-4	0-3-3	2	15	5	0	0	1	35
2	Miller	1-9	1-6	0-0	0-2-2	3	3	1	2	0	2	18
4	Tenette	1-6	1-3	2-2	1-4-5	2	5	2	0	0	0	25
35	Rock	1-1	0-0	2-4	0-4-4	1	4	0	2	1	0	11
TEAM					0-0-0							
Totals		26-61	12-30	15-21	9-26-35	22	79	15	17	2	10	200
SDSU (13-4, 7-0)		FG	3FG	FT	O-D-T	Pf	Tp	A	To	BS	S	MP
0	Gwath*	0-0	0-0	2-2	0-2-2	3	2	0	2	0	0	10
40	Heide*	1-2	0-0	2-3	2-1-3	1	4	2	1	0	1	24
3	Harrington*	4-12	1-3	0-0	0-1-1	1	9	1	3	0	1	21
21	Byrd*	5-9	3-6	8-9	0-8-8	4	21	3	4	4	3	31
39	Dixon-Waters*	2-6	1-2	5-6	1-8-9	1	10	0	2	0	4	31
4	Newman	0-3	0-2	0-0	0-1-1	1	0	1	0	0	1	14
5	Compton	5-6	0-0	2-3	2-1-3	1	12	1	0	0	3	11
10	Davis	4-6	0-1	1-1	0-1-1	4	9	2	3	0	0	20
24	DeGournville	4-7	2-3	1-2	0-4-4	1	11	2	0	0	0	26
25	Oden	0-0	0-0	0-2	1-1-2	0	0	0	0	0	0	4
TEAM					0-1-1							
Totals		27-55	7-17	22-30	8-29-37	18	83	12	16	4	13	200
New Mexico		1st	2nd	Total			FG%	3FG%	FT%			
San Diego State		35	44	79			42.6	40.0	71.4			

Points in the Paint-UNM 28, SDSU 24; Points off Turnovers-UNM 16, SDSU 15
2nd Chance Points-UNM 11, SDSU 8; Fast Break Points-UNM 10, SDSU 9
Bench Points-UNM 12, SDSU 37. Score Tied-8 times. Lead changed-4 times.
Largest lead-UNM by 6 1st 12:44, SDSU by 15 2nd 19:05.
UNM led for 5:46, SDSU led for 28:48, Game tied 6:26.
Officials: Tommy Nunez, Derek Anganes, Sutton Simon
Technical: none

NEW MEXICO FRESNO ST.

83
74

GAME #19
Jan. 21, 2026
The Pit (11,924)
Albuquerque, NM

FS (9-10, 3-5)		FG	3FG	FT	O-D-T	Pf	Tp	A	To	BS	S	MP
35	Gony*	12-19	4-6	3-4	2-12-14	2	31	5	6	0	0	37
16	Jacques*	0-1	0-0	4-4	3-5-8	2	4	1	2	2	0	32
3	Heidbreder*	4-15	4-10	5-5	1-3-4	4	17	2	6	1	1	40-
6	Stickman*	0-0	0-0	0-0	0-2-2	2	0	1	3	0	1	17
15	Douglas*	1-5	0-3	3-4	0-4-4	1	5	0	2	1	0	29
4	Faas	2-5	1-4	0-0	1-4-5	2	5	1	0	0	0	13
11	Mani	1-3	0-1	0-0	0-0-0	1	2	0	1	0	0	9
21	Rieber	1-6	1-5	7-9	1-2-3	2	10	2	1	1	0	24
TEAM					2-1-3							
Totals		21-54	10-29	22-26	10-33-43	16	74	12	22	5	2	200
UNM (15-4, 6-2)		FG	3FG	FT	O-D-T	Pf	Tp	A	To	BS	S	MP
5	Choi*	3-11	2-10	0-0	1-2-3	3	8	1	0	0	0	27
10	Buljan*	6-10	0-0	0-1	4-6-10	2	12	1	2	1	3	31
1	Albury*	5-7	1-1	0-2	0-4-4	5	11	2	1	0	2	22
3	Haupt*	4-10	0-3	1-3	1-3-4	4	9	6	1	1	5	31
23	Hall*	5-11	3-7	3-4	1-5-6	2	16	1	1	0	2	30
2	Miller	3-9	2-6	0-0	2-1-3	4	8	2	2	1	1	22
4	Tenette	4-12	2-6	5-5	2-2-4	2	15	4	1	0	4	28
31	Vicentic	1-2	0-1	0-0	0-1-1	0	2	1	0	0	1	2
35	Rock	1-3	0-1	0-0	0-1-1	1	2	0	0	0	0	8
TEAM					2-1-3							
Totals		32-75	9-15	13-26-39	24		83	18	10	3	18	200
Fresno State		1st	2nd	Total			FG%	3FG%	FT%			
New Mexico		23	51	74			38.9	34.5	84.6			
		36	47	83			42.7	28.6	60.0			

Points in the Paint-FS 20, UNM 42; Points off Turnovers-FS 10, UNM 29
2nd Chance Points-FS 10, UNM 20; Fast Break Points-FS 18, UNM 21
Bench Points-FS 17, UNM 27. Score Tied-1 time. Lead changed-2 times.
Largest lead-FS by 1 1st 15:18, UNM by 20 2nd 8:02.
FS led for 0:15, UNM led for 37:14, Game tied 2:31.
Officials: Andy O'Brien, Daryl Gelinas, Jeb Hartness
Technical: UNM-Coach Olen



2025-26 LOBO BASKETBALL

NEW MEXICO/OPPONENT SUPERLATIVES

INDIVIDUAL

Points Scored
Offensive Rebounds
Defensive Rebounds
Total Rebounds
Field Goals
Field Goal Attempts
FG% (min 5 made)
FG% (min 10 made)
3-Point Field Goals
3-Point Field Goal Attempts
3-Point FG% (min 4 made)
Free Throws
Free Throw Attempts
FT% (min 6 made)
Assists
Steals
Turnovers
Blocks
Minutes

NEW MEXICO

25, Tomislav Buljan vs. Wyoming (Jan. 3)
7, Tomislav Buljan, twice
16, Tomislav Buljan vs. Mississippi State (Nov. 21)
21, Tomislav Buljan vs. Mississippi State (Nov. 21)
11, Tomislav Buljan vs. Wyoming (Jan. 3)
17, Jake Hall vs. Nebraska (Nov. 20)
.846 (11-13), Tomislav Buljan vs. Wyoming (Jan. 3)
.846 (11-13), Tomislav Buljan vs. Wyoming (Jan. 3)
7, Jake Hall vs. Alabama State (Nov. 26)
15, Jake Hall vs. Nebraska (Nov. 20)
.714 (5-7), Jake Hall at VCU (Dec. 10)
12, Deyton Albury vs. Alabama State (Nov. 26)
14, Deyton Albury vs. Alabama State (Nov. 26)
1.00 (8-8), Deyton Albury vs. UT Arlington (Nov. 8)
7, Deyton Albury, twice
5, Luke Haupt vs. Fresno State (Jan. 21)
6, twice
4, JT Rock vs. Grand Canyon (Jan. 13)
35, Jake Hall at San Diego State (Jan. 17)

OPPONENT

31, DeShawn Gory, Fresno State (Jan. 21)
5, twice
12, twice
14, DeShawn Gory, Fresno State (Jan. 21)
12, DeShawn Gory, Fresno State (Jan. 21)
25, Josh Hubbard, vs. Mississippi State (Nov. 21)
.750 (6-8), Braden Frager, vs. Nebraska (Nov. 20)
.632 (12-19), DeShawn Gory, Fresno State (Jan. 21)
7, Andrew Henderson, UC Riverside (Nov. 11)
13, twice
1.000 (4-4), De'Undrae Perteete, UC Riverside (Nov. 11)
9, Brandon Jennings, at VCU (Dec.10)
9, three times
1.00 (9-9), Brandon Jennings, at VCU (Dec.10)
6, three times
4, three times
6, four times
4, Miles Byrd, at San Diego State (Jan. 17)
40-, twice

TEAM

Points
Points (half)
Victory Margin
FGs
FGAs
FG%
FG% (half)
3FGs
3FGAs
3FG%
FTs
FTAs
FT%
Off Reb
Def Reb
Total Reb
Reb Margin
Fouls
Assists
Turnovers
Blocks
Steals
Double Fig Scorers
Players to Score

UNM HIGH

98, vs. Santa Clara (12/6/25)
55², vs. Ala St (11/26/25)
+50, vs. NMHU (12/1/25)
34, vs. Santa Clara (12/6/25)
75, vs. Fresno St (1/21/26)
.596, vs. Santa Clara (12/6/25)
.650², at Colorado St (1/6/26)
19, vs. NMHU (12/1/25)
50, vs. NMHU (12/1/25)
.500, vs. GCU (1/13/26)
27, vs. Ala St (11/26/25)
38, vs. Ala St (11/26/25)
.889, vs. FGCU (12/14/25)
17, vs. Wyoming (1/3/26)
35, vs. NMHU (12/1/25)
50, vs. NMHU (12/1/25)
+15, twice
24, twice
26, vs. NMHU (12/1/25)
17, at SDSU (1/17/26)
8, vs. NMHU (12/1/25)
18, vs. Fresno St (1/21/26)
6, twice
10, four times

UNM LOW

53, at Boise St (12/30/25)
19¹, at Boise St (12/30/25)
20, at Boise St (12/30/25)
53, at Colorado St (1/6/26)
.308, at Boise St (12/30/25)
.267¹, at Boise St (12/30/25)
3, at Boise St (12/30/25)
20, vs. ETAMU (11/5/25)
.120, at Boise St (12/30/25)
7, vs. Neb (11/20/25)
11, vs. Neb (11/20/25)
.609, vs. ETAMU (11/5/25)
4, vs. SJSU (12/20/25)
17, vs. Ala St (11/26/25)
27, vs. Ala St (11/26/25)
13, twice
4, at Boise St (12/30/25)
5, vs. UCR (11/11/25)
0, vs. Miss St (11/21/25)
2, vs. Miss St (11/21/25)
2, twice
6, at Boise St (12/30/25)

OPP HIGH

87, Ala St (11/26/25)
51¹, twice
+12, vs. Neb (11/20/25)
31, vs. Miss St (11/21/25)
69, Santa Clara (12/6/25)
.518, Ala St (11/26/25)
.613¹, Ala St (11/26/25)
14, UCR (11/11/25)
44, Santa Clara (12/6/25)
.519, UCR (11/11/25)
23, at VCU (12/20/25)
30, at SDSU (1/21/26)
.923, UCR (11/11/25)
18, Santa Clara (12/6/25)
40, at Boise St (12/30/25)
48, at Boise St (12/30/25)
+10, at Boise St (12/30/25)
26, FGCU (12/14/25)
20, vs. Neb (11/20/25)
23, UTA (11/8/25)
7, at Boise St (12/30/25)
13, at SDSU (1/17/26)
5, Ala St (11/26/25)
10, three times

OPP LOW

47, NMHU (12/1/25)
14², ETAMU (11/5/25)
16, NMHU (12/1/25)
45, at AF (1/10/26)
.302, NMHU (12/1/25)
.200¹, ETAMU (11/5/25)
3, three times
17, at SDSU (1/17/26)
.120, UTA (11/8/25)
7, twice
10, SJSU (12/20/25)
.471, at AF (1/10/26)
5, twice
17, Santa Clara (12/6/25)
28, at AF (1/10/26)
11, at AF (1/10/26)
7, twice
7, vs. Miss St (11/21/25)
0, twice
2, twice
0, twice
6, twice



2025-26 LOBO BASKETBALL

SUPERLATIVES...

LARGEST LEAD AT ANY TIME:	50 (97-47), vs. NM Highlands (Dec. 1)
LARGEST DEFICIT AT ANY TIME:	20 (13-33), vs. Nebraska (Nov. 20)
LARGEST DEFICIT OVERCOME TO WIN:	15 (45-60), vs. Alabama State (Nov. 26)
LARGEST LEAD SURRENDERED IN A LOSS:	11 (32-21), at Boise State (Dec. 30)
LARGEST HALFTIME LEAD:	23, twice
LARGEST HALFTIME DEFICIT:	18 (25-43), vs. Nebraska (Nov. 20)
LARGEST HALFTIME DEFICIT OVERCOME TO WIN:	13 (38-51), vs. Alabama State (Nov. 26)
LARGEST HALFTIME LEAD SURRENDERED IN A LOSS:	--
MOST CONSECUTIVE POINTS SCORED:	17, vs. SJSU (Dec. 20)
MOST CONSECUTIVE POINTS ALLOWED:	12, at San Diego St (Jan. 17)

SPECIALTY STATS...

POINTS OFF TURNOVERS	NEW MEXICO	OPPONENT
Average	17.6	11.2
High	35, vs. NM Highlands (Dec. 1)	17, by FGCU (Dec. 14)
Low	6, at Boise State (Dec. 30)	5, by GCU (Jan. 13)

2ND CHANCE POINTS	NEW MEXICO	OPPONENT
Average	11.7	9.8
High	20, vs. Fresno St (Jan. 21)	20, by Santa Clara (Dec. 6)
Low	4, at VCU (Dec. 10)	4, at Air Force (Jan. 10)

POINTS IN THE PAINT	NEW MEXICO	OPPONENT
Average	33.4	24.2
High	52, vs. UC Riverside (Nov. 11)	36, twice
Low	18, vs. NM Highlands (Dec. 1)	10, by UC Riverside (Nov. 11)

FAST BREAK POINTS	NEW MEXICO	OPPONENT
Average	12.3	9.2
High	29, vs. Santa Clara (Dec. 6)	18, by Fresno St (Jan. 21)
Low	8, three times	1, at Air Force (Jan. 10)

BENCH POINTS	NEW MEXICO	OPPONENT
Average	26.4	21.7
High	46, vs. NM Highlands (Dec. 1)	37, twice
Low	7, at Boise St (Dec. 30)	10, by Alabama St (Nov. 26)

LOBO LEADERS...

POINTS	2025-26	CAREER
Jake Hall	9	9
Tomislav Buljan	5	5
Deyton Albury	2	2
Antonio Chol	1	1
Chris Howell	1	1
Uriah Tenette	1	1
Milos Vicentic	1	1

ASSISTS	2025-26	CAREER
Deyton Albury	9	9
Luke Haupt	7	7
Chris Howell	6	6
Uriah Tenette	3	3
Jake Hall	1	1
JT Rock	1	1

BLOCKS	2025-26	CAREER
JT Rock	9	9
Tomislav Buljan	7	7
Antonio Chol	6	6
Luke Haupt	2	2
Chris Howell	1	1
Tajavis Miller	1	1
Kevin Patton, Jr.	1	1
Timeo Pons	1	1

REBOUNDS	2025-26	CAREER
Tomislav Buljan	13	13
JT Rock	3	3
Luke Haupt	3	3
Antonio Chol	2	2
Deyton Albury	2	2
Jake Hall	1	1

STEALS	2025-26	CAREER
Uriah Tenette	8	8
Deyton Albury	6	6
Tomislav Buljan	5	5
Luke Haupt	5	5
Chris Howell	4	4
Jake Hall	1	1
Milos Vicentic	1	1

NEW MEXICO'S RECORD...

Home.....	11-0
Road	3-3
Neutral	1-1
Ranked Opponent (either AP or Coaches).....	0-0
Unranked Opponent.....	15-4
Leads at halftime	13-0
Trails at halftime	2-3
Tied at halftime.....	0-1
Goes into overtime.....	0-0
Leads by 10 or more points.....	13-1
Trails by 10 or more points.....	1-4
Shoots 50% or better	7-0
Shoots less than 50%	8-4
Shoots less than 45%	6-4
Shoots less than 40%	1-2
Opponent shoots 50% or better.....	1-0
Opponent shoots less than 50%.....	14-4
Opponent shoots less than 45%.....	11-2
Opponent shoots less than 40%.....	9-1
Has higher FG% than opponent	13-1
Has lower FG% than opponent.....	2-3
Has same FG% as opponent.....	0-0
Outrebounds its opponent	8-1
Outrebounded by opponent.....	5-3
Has same rebounds as opponent	2-0
Has more offensive rebounds than opponent.....	8-3
Has fewer offensive rebounds than opponent.....	6-1
Has same offensive rebounds as opponent	1-0
Has fewer turnovers than opponent.....	11-2
Has more turnovers than opponent	4-2
Has same turnovers as opponent.....	0-0
Has fewer than 10 turnovers	4-1
Opponent has fewer than 10 turnovers.....	2-2
Shoots more FTs than opponent	10-0
Shoots fewer FTs than opponent.....	5-4
Shoots the same FTs as opponent.....	0-0
Has game decided by 10 points or less or OT	4-3
Has game decided by 5 points or less or OT	2-1
Scores <60 points	0-1
Scores 60-69 points	0-1
Scores 70-79 points	4-2
Scores 80-89 points	7-0
Scores 90+ points	4-0
Allows <60 points.....	6-0
Allows 60-69 points.....	3-1
Allows 70-79 points.....	5-1
Allows 80-89 points.....	1-2
Allows 90+ points.....	0-0
Wins the tip	6-0
Loses the tip.....	9-4
White uniforms.....	7-0
White uniforms (with turquoise trim)	1-1
Red uniforms	1-2
Red uniforms (with turquoise trim).....	5-1
Turquoise uniforms	1-0
Silver retro uniforms	0-0

2025-26 PHOTO ROSTER

KEVIN PATTON, JR.
G | 6-8 | Jr.
Murrieta, Calif.

0

DEYTON ALBURY
G | 6-3 | R-Sr.
Nassau, Bahamas

1

TAJAVIS MILLER
G | 6-4 | Sr.
Commerce, Texas

2


LUKE HAUPT
G | 6-7 | Grad.
San Diego, Calif.

3

URIAH TENETTE
G | 5-11 | Fr.
North Highlands, Calif.

4

ANTONIO CHOL
G/F | 6-9 | R-Jr.
Buffalo, N.Y.

5

SIR MARIUS JONES
G | 6-4 | Fr.
Oroville, Calif.

7

CHRIS HOWELL
G | 6-6 | R-Sr.
San Diego, Calif.

8

TOMISLAV BULJAN
F | 6-9 | Fr.
Split, Croatia

10


KALLAI PATTON
G | 6-4 | R-Fr.
Murrieta, Calif.

11

JAKE HALL
G | 6-4 | Fr.
Carlsbad, Calif.

23

TIMEO PONS
G | 6-9 | Fr.
Les Sables-d'Olonne, France

29

MILOS VICENTIC
F | 6-7 | Grad.
Belgrade, Serbia

31

JT ROCK
C | 7-1 | R-So.
Sioux Falls, S.D.

35

ERIC OLEN
Head Coach



MIKEY HOWELL
Assistant Coach




MIKE ROBERTS
Assistant Coach



SAM STAPLETON
Assistant Coach



TOM TANKELEWICZ
Assistant Coach



MICHAEL WILDER
Assistant Coach



Season Highs

Pts	8	twice
Reb	6	vs. NM Highlands (12/1/25)
FG	3	twice
FGA	5	twice
3FG	1	vs. NM Highlands (12/1/25)
3FGA	3	vs. NM Highlands (12/1/25)
FT	2	vs. Alabama State (11/26/25)
FTA	3	vs. Alabama State (11/26/25)
Ast	3	vs. NM Highlands (12/1/25)
Blk	3	vs. NM Highlands (12/1/25)
Stl	2	twice
Min	20	vs. NM Highlands (12/1/25)

Career Highs

19	vs. Santa Clara (3/9/24) ^{USD}
10	vs. Jackson State (11/8/23) ^{USD}
8	vs. Santa Clara (3/9/24) ^{USD}
14	vs. San Francisco (1/11/24) ^{USD}
3	twice
6	vs. San Francisco (1/11/24) ^{USD}
6	at Saint Mary's (2/24/24) ^{USD}
7	vs. South Dakota (12/21/23) ^{USD}
5	three times
5	vs. Navy (11/20/23) ^{USD}
4	twice
34	twice

MW Career Highs

--	
--	
--	
--	
--	
--	
--	
--	
--	
--	
--	
--	

2.6 PPG | 2.2 RPG | 9.8 MPG |

2025-26 GAME-BY-GAME

Opponent	MP	FG-A	3G-A	FT-A	O-D-T	PF	A	TO	BS	ST	TP
East Texas A&M	10	1-2	0-1	0-0	0-1-1	1	0	1	0	0	2
UT Arlington	6	0-0	0-0	1-2	1-0-1	2	2	0	0	2	1
UC Riverside	10	1-3	0-0	0-0	2-1-3	0	0	0	0	0	2
at New Mexico State	6	0-2	0-2	0-0	0-0-0	0	0	0	0	0	0
vs. Nebraska					-DNP-						
vs. Mississippi St	8	1-3	0-1	0-1	2-1-3	0	0	0	0	0	2
Alabama State	14	3-5	0-1	2-3	0-3-3	0	1	0	0	0	8
NM Highlands	20	3-5	1-3	1-1	0-6-6	2	3	1	3	2	8
Santa Clara	10	0-3	0-2	0-0	0-3-3	1	0	1	0	0	0
at VCU	4	0-1	0-0	0-0	0-0-0	0	0	1	0	0	0
Florida Gulf Coast					-DNP-						
San Jose State					-DNP-						
at Boise State					-DNP-						
Wyoming					-DNP-						
at Colorado State					-DNP-						
at Air Force					-DNP-						
Grand Canyon					-DNP-						
at San Diego State					-DNP-						
Fresno State					-DNP-						

* game started

SEASON NOTES

- Had eight points, six rebounds, three assists and three blocks vs. NM Highlands (Dec. 1)
- Scored eight points vs. Alabama State (Nov. 26)
- Had two points and three rebounds vs. Mississippi State (Nov. 21)
- Had two points and three rebounds vs. UC Riverside (Nov. 11)
- Had two assists and two steals vs. UT Arlington (Nov. 8)
- Had two points and one rebound in the season opener vs. East Texas A&M (Nov. 5)
- Had three points and two blocks in the exhibition vs. Northern Arizona (Oct. 30)
- Had two points and four rebounds in the exhibition at Washington State (Oct. 25)

	2025-26	CAREER	STREAK
Double Figure Scoring	-	16	-
10-Rebound Games	-	1	-

CAREER STATISTICS

Year	G-GS	Min-Avg.	FG-FGA	Pct.	3FG-3FGA	Pct.	FT-FTA	Pct.	Off-Def.	Reb-Avg.	PF-DQ	Ast	TO	Blk	Stl	Pts-Avg
2023-24 %	32-16	834-26.1	113-261	.433	27-80	.338	61-85	.718	25-116	141-4.4	53-	77	71	42	42	314-9.8
Conf	15-14	408-27.2	55-130	.423	13-42	.310	41-48	.854	6-53	59-3.9	26-	39	31	20	22	164-10.9
2024-25 #	28-2	230-8.2	33-59	.559	6-18	.333	14-24	.583	9-25	34-1.2	35-0	11	15	11	12	86-3.1
Conf	16-0	166-10.4	23-39	.590	3-10	.300	9-13	.692	5-18	23-1.4	25-0	8	11	8	8	58-3.6
2025-26	9-0	88-9.8	9-24	.375	1-10	.100	4-7	.571	5-15	20-2.2	6-0	6	4	3	4	23-2.6
Conf	--	--	--	--	--	--	--	--	--	--	--	--	--	--	--	--
CAREER	68-18	1139-16.7	154-342	.450	34-107	.318	78-114	.684	39-155	194-2.9	93-0	94	89	57	57	420-6.2

% at San Diego; # at USC



Season Highs

Pts	22	vs. Santa Clara (12/6/25)
Reb	7	vs. Florida Gulf Coast (12/14/25)
FG	9	vs. Santa Clara (12/6/25)
FGA	12	twice
3FG	2	at Air Force (1/10/26)
3FGA	4	vs. UT Arlington (11/8/25)
FT	12	vs. Alabama State (11/26/25)
FTA	14	vs. Alabama State (11/26/25)
Ast	7	twice
Blk	1	twice
Stl	3	three times
Min	30	vs. Florida Gulf Coast (12/14/25)

Career Highs NCAA

29	at North Alabama (1/27/24) ^{Queens}
11	twice
11	three times
20	twice
2	eight times
5	twice
12	twice
21	at Jacksonville (1/18/24) ^{Queens}
10	at Winthrop (12/5/23) ^{Queens}
2	three times
5	at Jacksonville (1/18/24) ^{Queens}
35	at Jacksonville (1/18/24) ^{Queens}

MW Career Highs

18	vs. San Diego State (2/22/25) ^{USU}
6	three times
6	twice
11	at Boise State (12/30/25)
2	twice
2	three times
12	vs. San Diego State (2/22/25) ^{USU}
13	vs. San Diego State (2/22/25) ^{USU}
7	twice
1	twice
3	twice
30	at Boise State (2/26/25) ^{USU}

11.4 PPG | 3.3 RPG | 23.8 MPG | 3.5 APG

2025-26 GAME-BY-GAME

Opponent	MP	FG-A	3G-A	FT-A	O-D-T	PF	A	TO	BS	ST	TP
East Texas A&M*	24	2-8	0-1	2-5	1-5-6	1	2	3	0	0	6
UT Arlington*	27	3-9	1-4	8-8	1-3-4	2	2	3	0	3	15
UC Riverside					-INJ-						
at New Mexico State*	23	4-8	1-2	9-11	1-5-6	5	1	2	0	1	18
vs. Nebraska*	13	1-2	0-1	1-2	1-2-3	1	3	1	0	2	3
vs. Mississippi St	23	5-9	1-2	2-2	0-1-1	2	0	3	0	0	13
Alabama State*	24	3-4	0-0	12-14	0-3-3	2	5	4	0	1	18
NM Highlands*	22	2-4	1-3	1-2	0-1-1	1	6	2	0	3	6
Santa Clara*	26	9-12	1-3	3-3	0-3-3	3	6	2	1	3	22
at VCU*	22	5-12	1-3	3-4	0-4-4	4	2	1	1	1	14
Florida Gulf Coast*	30	3-8	0-3	6-8	2-5-7	4	4	2	0	1	12
San Jose State*	27	3-6	0-2	4-5	0-5-5	1	7	4	0	2	10
at Boise State*	24	5-11	0-1	2-3	0-6-6	5	2	3	0	2	12
Wyoming*	25	1-6	0-0	2-2	1-1-2	4	7	1	0	0	4
at Colorado State*	23	4-6	0-1	1-2	0-0-0	1	4	2	0	0	9
at Air Force*	22	5-8	2-2	1-1	0-0-0	2	4	0	0	2	13
Grand Canyon*	25	4-7	1-1	2-4	1-3-4	1	4	1	0	0	11
at San Diego State*	26	2-5	0-1	5-6	0-1-1	2	2	6	0	2	9
Fresno State*	22	5-7	1-1	0-2	0-4-4	5	2	1	0	2	11

* game started

SEASON NOTES

- Preseason All-Mountain West Team
- Scored 11 points (5-7 FG) vs. Fresno State (Jan. 21)
- Had 11 points and four assists vs. GCU (Jan. 13)
- Scored 13 points (5-8 FG, 2-2 3FG) at Air Force (Jan. 10)
- Had 10 points and seven assists vs. San Jose State (Dec. 20)
- Had 12 points and seven rebounds vs. FGCU (Dec. 14)
- Scored 14 points at VCU (Dec. 10)
- Had 22 points (9-12 FG) and six assists vs. Santa Clara (Dec. 6)
- Had 18 points (12-14 FT) and five assists vs. Alabama State (Nov. 26)
- Had 13 points, including the go-ahead layup in the final minute, vs. Mississippi State (Nov. 21)
- Had 18 points and six rebounds at New Mexico State (Nov. 15)
- Had 15 points (8-8 FT) and three steals vs. UT Arlington (Nov. 8)
- Had six points and six rebounds in the season opener vs. East Texas A&M (Nov. 5)
- Had six points and four steals in the exhibition vs. Northern Arizona (Oct. 30)

	2025-26	CAREER	STREAK
Double-Doubles	-	3	-
Double Figure Scoring	12	51	1
20-Point Games	1	12	-
10-Rebound Games	-	2	-
10-Assist Games	-	1	-

CAREER STATISTICS

Year	G-GS	Min-Avg.	FG-FGA	Pct.	3FG-3FGA	Pct.	FT-FTA	Pct.	Off-Def.	Reb-Avg.	PF-DQ	Ast	TO	Blk	Stl	Pts-Avg
2021-22 %	33-5	140-4.2	54-103	.524	2-9	.222	35-51	.686	32-58	90-2.7	20-1	22	34	9	22	145-4.4
Conf	11-0	23-2.1	11-26	.423	0-2	.000	9-10	.900	11-26	37-3.4	4-0	5	12	1	9	31-2.8
2022-23 %	34-28	784-23.1	121-255	.475	15-38	.395	109-160	.681	33-139	172-5.1	104-4	113	97	18	44	366-10.8
Conf	12-7	284-23.7	37-93	.398	4-10	.400	40-70	.571	11-44	55-4.6	43-2	43	33	9	14	118-9.8
2023-24 #	32-28	907-28.3	187-388	.482	20-55	.364	150-200	.750	26-161	187-5.8	84-2	117	104	12	38	544-17.0
Conf	15-12	422-28.1	93-187	.497	11-30	.367	82-110	.745	10-85	95-6.3	43-1	50	49	4	14	279-18.6
2024-25 &	34-23	637-18.7	92-168	.548	13-30	.433	68-99	.687	24-62	86-2.5	57-0	58	37	4	30	265-7.8
Conf	20-19	385-19.3	66-109	.606	8-15	.533	43-66	.652	14-37	51-2.6	36-0	32	15	2	21	183-9.2
2025-26	18-17	429-23.8	66-132	.500	10-31	.323	64-84	.762	8-52	60-3.3	46-3	63	41	2	25	206-11.4
Conf	8-8	194-24.2	29-56	.518	4-9	.444	17-25	.680	2-20	22-2.8	21-2	32	18	0	10	79-9.9
CAREER ^{NCAA}	84-68	1978-23.6	345-688	.501	43-116	.371	282-383	.736	58-275	333-4.0	187-5	238	182	18	93	1015-12.1

% at Chipola; # at Queens; & at Utah State



Season Highs

Pts	16	at Air Force (1/10/26)
Reb	6	twice
FG	5	twice
FGA	10	vs. UC Riverside (11/11/25)
3FG	4	at Air Force (1/10/26)
3FGA	7	vs. NM Highlands (12/1/25)
FT	2	three times
FTA	3	vs. UC Riverside (11/11/25)
Ast	2	three times
Blk	1	three times
Stl	2	four times
Min	24	twice

Career Highs

26	vs. South Dakota (3/7/25) ^{NDSU}
10	five times
9	at Eastern Washington (1/6/24) ^{NDSU}
15	vs. South Dakota (3/7/25) ^{NDSU}
5	twice
10	at New Mexico (11/26/22) ^{NDSU}
9	vs. South Dakota (3/7/25) ^{NDSU}
11	vs. South Dakota (3/7/25) ^{NDSU}
9	vs. Pacific (11/13/22) ^{NDSU}
2	three times
2	11 times
40	at Kansas City (1/11/24) ^{NDSU}

MW Career Highs

16	at Air Force (1/10/26)
6	vs. Grand Canyon (1/13/26)
5	at Air Force (1/10/26)
9	twice
4	at Air Force (1/10/26)
6	four times
2	twice
2	twice
2	twice
1	three times
2	twice
24	vs. Grand Canyon (1/13/26)

6.4 PPG | 2.4 RPG | 17.0 MPG |

2025-26 GAME-BY-GAME

Opponent	MP	FG-A	3G-A	FT-A	O-D-T	PF	A	TO	BS	ST	TP
East Texas A&M	13	4-5	3-3	0-0	0-2-2	1	0	1	0	0	11
UT Arlington	14	2-5	0-3	0-0	0-1-1	1	1	1	0	0	4
UC Riverside	24	5-10	1-5	2-3	0-5-5	1	0	0	0	2	13
at New Mexico State	6	0-1	0-1	0-0	0-0-0	1	1	1	0	0	0
vs. Nebraska	10	1-7	0-5	0-0	0-2-2	3	0	1	0	2	2
vs. Mississippi St					-DNP-						
Alabama State					-DNP-						
NM Highlands	21	3-8	3-7	1-2	1-5-6	2	2	1	0	1	10
Santa Clara					-DNP-						
at VCU					-DNP-						
Florida Gulf Coast					-DNP-						
San Jose State	15	2-4	2-4	0-0	0-3-3	4	1	0	1	0	6
at Boise State	11	0-2	0-0	0-0	0-2-2	0	0	0	0	0	0
Wyoming	19	1-5	0-3	2-2	0-0-0	1	1	0	0	1	4
at Colorado State	19	4-8	3-6	0-0	0-1-1	0	0	1	0	0	11
at Air Force	22	5-7	4-6	2-2	0-1-1	2	2	0	0	2	16
Grand Canyon	24	1-4	0-2	0-0	1-5-6	2	0	0	1	1	2
at San Diego State	18	1-9	1-6	0-0	0-2-2	3	1	2	0	2	3
Fresno State	22	3-9	2-6	0-0	2-1-3	4	2	2	1	1	8

* game started

SEASON NOTES

- Had eight points and two assists vs. Fresno State (Jan. 21)
- Had 16 points (5-7 FG, 4-6 3FG) at Air Force (Jan. 10)
- Scored 11 points (3-6 3FG) at Colorado State (Jan. 6)
- Had four points vs. Wyoming (Jan. 3)
- Scored six points vs. San Jose State (Dec. 20)
- Had 10 points and six rebounds vs. NM Highlands (Dec. 1)
- Had 13 points and five rebounds vs. UC Riverside (Nov. 11)
- Had four points vs. UT Arlington (Nov. 8)
- Scored 11 points (3-3 3FG) in the season opener vs. East Texas A&M (Nov. 5)
- Had three points in the exhibition vs. Northern Arizona (Oct. 30)
- Scored four points in the exhibition at Washington State (Oct. 25)

	2025-26	CAREER	STREAK
Double-Doubles	-	3	-
Double Figure Scoring	5	48	-
20-Point Games	-	4	-
10-Rebound Games	-	5	-

CAREER STATISTICS

Year	G-GS	Min-Avg.	FG-FGA	Pct.	3FG-3FGA	Pct.	FT-FTA	Pct.	Off-Def.	Reb-Avg.	PF-DQ	Ast	TO	Blk	Stl	Pts-Avg
2022-23 %	30-20	783-26.1	79-209	.378	46-128	.359	33-48	.688	14-86	100-3.3	56-0	53	43	4	17	237-7.9
Conf	16-9	427-26.7	33-87	.379	21-53	.396	18-25	.720	7-56	63-3.9	30-0	29	25	2	7	105-6.6
2023-24 %	31-19	778-25.1	89-206	.432	38-95	.400	45-57	.789	17-110	127-4.1	62-1	47	38	8	15	261-8.4
Conf	16-9	366-22.9	32-91	.352	11-41	.268	31-36	.861	5-55	60-3.8	39-0	27	17	4	8	106-6.6
2024-25 %	30-0	637-21.2	107-210	.510	33-90	.367	71-96	.740	34-101	135-4.5	48-1	38	36	7	8	318-10.6
Conf	16-0	377-23.6	65-123	.528	16-46	.348	35-53	.660	28-56	84-5.3	21-0	26	12	3	6	181-11.3
2025-26	14-0	238-17.0	32-84	.381	19-57	.333	7-9	.778	4-30	34-2.4	25-0	11	10	3	12	90-6.4
Conf	8-0	150-18.8	17-48	.354	12-33	.364	4-4	1.000	3-15	18-2.3	16-0	7	5	3	7	50-6.3
CAREER	105-39	2436-23.2	307-709	.433	136-370	.368	156-210	.743	69-327	396-3.8	191-2	149	127	22	52	906-8.6

% at North Dakota State



Season Highs

Pts	11	three times
Reb	7	twice
FG	4	five times
FGA	10	vs. Fresno State (1/21/26)
3FG	3	at San Diego State (1/17/26)
3FGA	4	at San Diego State (1/17/26)
FT	6	vs. East Texas A&M (11/5/25)
FTA	8	vs. East Texas A&M (11/5/25)
Ast	6	three times
Blk	1	three times
Stl	5	vs. Fresno State (1/21/26)
Min	33	vs. Florida Gulf Coast (12/14/25)

Career Highs

27	vs. Seattle Pacific (11/29/24) ^{PLN}
14	vs. Azusa Pacific (1/11/23) ^{PLN}
11	at Chaminade (1/27/23) ^{PLN}
21	at Chaminade (1/27/23) ^{PLN}
4	vs. Chaminade (1/25/23) ^{PLN}
7	vs. Chaminade (1/25/23) ^{PLN}
8	twice
12	at Florida Southern (11/3/24) ^{PLN}
10	twice
3	vs. Azusa Pacific (12/18/21) ^{PLN}
5	vs. Fresno State (1/21/26)
39	twice

MW Career Highs

11	twice
7	vs. Grand Canyon (1/13/26)
4	three times
10	vs. Fresno State (1/21/26)
3	at San Diego State (1/17/26)
4	at San Diego State (1/17/26)
4	vs. Grand Canyon (1/13/26)
5	vs. Grand Canyon (1/13/26)
6	vs. Fresno State (1/21/26)
1	vs. Fresno State (1/21/26)
5	vs. Fresno State (1/21/26)
31	vs. Fresno State (1/21/26)

6.4 PPG | 4.1 RPG | 24.2 MPG | 2.8 APG

2025-26 GAME-BY-GAME

Opponent	MP	FG-A	3G-A	FT-A	O-D-T	PF	A	TO	BS	ST	TP
East Texas A&M	23	0-2	0-0	6-8	1-3-4	1	1	2	0	2	6
UT Arlington	26	0-2	0-1	0-0	1-5-6	0	2	0	1	0	0
UC Riverside*	32	4-6	0-0	3-5	0-3-3	2	1	2	1	1	11
at New Mexico State	19	0-1	0-0	0-0	0-1-1	1	2	1	0	1	0
vs. Nebraska	21	2-2	2-2	2-2	1-3-4	0	3	2	0	0	8
vs. Mississippi St	22	1-3	1-3	2-3	2-4-6	2	3	0	0	0	5
Alabama State	16	2-3	0-0	2-3	2-0-2	2	1	0	0	0	6
NM Highlands	15	0-1	0-0	0-0	0-2-2	1	6	0	0	0	0
Santa Clara	15	2-2	0-0	2-2	2-2-4	1	2	0	0	1	6
at VCU	20	2-4	0-0	2-3	2-5-7	4	2	3	0	1	6
Florida Gulf Coast	33	2-7	0-3	3-3	2-2-4	4	6	3	0	3	7
San Jose State*	27	2-5	0-3	0-0	1-3-4	3	3	2	0	0	4
at Boise State*	29	3-8	0-1	2-3	2-2-4	2	1	1	0	1	8
Wyoming*	23	4-7	1-2	1-1	2-3-5	5	1	2	0	3	10
at Colorado State*	29	2-4	0-1	2-2	2-2-4	3	4	1	0	2	6
at Air Force*	25	4-7	0-0	0-0	2-2-4	2	5	2	0	2	8
Grand Canyon*	28	3-5	1-1	4-5	1-6-7	3	3	3	0	1	11
at San Diego State*	28	4-6	3-4	0-0	0-3-3	5	2	0	0	1	11
Fresno State*	31	4-10	0-3	1-3	1-3-4	4	6	1	1	5	9

* game started

SEASON NOTES

- Had nine points, six assists and a career high five steals vs. Fresno State (Jan. 21)
- Scored 11 points (3-4 3FG) at San Diego State (Jan. 17)
- Had 11 points, seven rebounds and three assists vs. Grand Canyon (Jan. 13)
- Had eight points and five assists at Air Force (Jan. 10)
- Had 10 points, five rebounds and three steals vs. Wyoming (Jan. 3)
- Scored eight points at Boise State (Dec. 30)
- Had seven points, six assists and three steals vs. FGCU (Dec. 14)
- Had six points and seven rebounds at VCU (Dec. 10)
- Had six points (2-2 FG) and four rebounds vs. Santa Clara (Dec. 6)
- Had six assists vs. NM Highlands (Dec. 1)
- Had eight points (2-2 3FG) vs. Nebraska (Nov. 20)
- Scored 11 points (4-6 FG) in his first start as a Lobo vs. UC Riverside (Nov. 11)
- Had six rebounds vs. UT Arlington (Nov. 8)
- Had six points and four rebounds in the season opener vs. East Texas A&M (Nov. 5)

	2025-26	CAREER	STREAK
Double-Doubles	-	6	-
Double Figure Scoring	4	58	-
20-Point Games	-	7	-
10-Rebound Games	-	6	-
10-Assist Games	-	2	-

CAREER STATISTICS

Year	G-GS	Min-Avg.	FG-FGA	Pct.	3FG-3FGA	Pct.	FT-FTA	Pct.	Off-Def.	Reb-Avg.	PF-DQ	Ast	TO	Blk	Stl	Pts-Avg
2020-21 %	11-11	307-27.9	32-67	.478	2-21	.095	25-33	.758	22-43	65-5.9	29-1	30	13	5	21	91-8.3
Conf	9-9	257-28.6	24-52	.462	1-18	.056	23-31	.742	14-37	51-5.7	25-1	28	8	3	19	72-8.0
2021-22 %	18-12	482-26.8	55-105	.524	9-24	.375	52-60	.867	23-71	94-5.2	46-0	59	44	7	31	171-9.5
Conf	7-4	199-28.4	28-46	.609	6-12	.500	23-26	.885	6-31	37-5.3	18-0	22	18	4	15	85-12.1
2022-23 %	29-29	877-30.2	133-252	.528	27-66	.409	50-74	.676	64-115	179-6.2	53-3	135	55	14	44	343-11.8
Conf	20-20	613-30.7	99-184	.538	20-45	.444	36-51	.706	50-79	129-6.5	32-1	101	33	9	32	254-12.7
2024-25 %	35-35	1073-30.7	162-341	.475	25-66	.379	112-155	.723	47-158	205-5.9	88-1	115	94	10	53	461-13.2
Conf	20-20	620-31.0	92-193	.477	15-34	.441	68-89	.764	32-96	128-6.4	46-1	59	52	6	25	267-13.4
2025-26	19-9	460-24.2	41-85	.482	8-24	.333	32-43	.744	24-54	78-4.1	46-2	54	25	3	24	122-6.4
Conf	8-8	219-27.4	26-52	.500	5-15	.333	10-14	.714	11-24	35-4.4	27-2	25	12	1	15	67-8.4
CAREER	112-96	3204-28.6	423-850	.498	71-201	.353	271-365	.742	180-441	621-5.5	262-7	393	231	39	173	1188-10.6

Freshman | Guard | 5-11 | 165 | North Highlands, CA | Prescott HS {AZ}



Season Highs

Pts	15	twice
Reb	5	three times
FG	6	vs. Santa Clara (12/6/25)
FGA	15	twice
3FG	3	three times
3FGA	8	vs. Nebraska (11/20/25)
FT	5	three times
FTA	6	vs. Mississippi State (11/21/25)
Ast	5	vs. East Texas A&M (11/5/25)
Blk	--	
Stl	4	vs. Fresno State (1/21/26)
Min	31	twice

Career Highs

15	twice
5	three times
6	vs. Santa Clara (12/6/25)
15	twice
3	three times
8	vs. Nebraska (11/20/25)
5	three times
6	vs. Mississippi State (11/21/25)
5	vs. East Texas A&M (11/5/25)
--	
4	vs. Fresno State (1/21/26)
31	twice

MW Career Highs

15	vs. Fresno State (1/21/26)
5	at San Diego State (1/17/26)
5	twice
15	vs. Wyoming (1/3/26)
3	vs. Wyoming (1/3/26)
7	at Air Force (1/10/26)
5	twice
5	twice
4	twice
--	
4	vs. Fresno State (1/21/26)
31	vs. San Jose State (12/20/25)

10.7 PPG | 2.9 RPG | 26.7 MPG | 1.9 APG

2025-26 GAME-BY-GAME

Opponent	MP	FG-A	3G-A	FT-A	O-D-T	PF	A	TO	BS	ST	TP
East Texas A&M	24	5-11	2-3	2-4	0-2-2	0	5	1	0	3	14
UT Arlington	20	2-6	0-2	1-1	0-0-0	4	0	2	0	1	5
UC Riverside					-INJ-						
at New Mexico State	21	4-7	3-4	2-2	1-1-2	4	1	2	0	1	13
vs. Nebraska	30	4-15	1-8	1-1	1-3-4	5	2	2	0	3	10
vs. Mississippi St*	30	3-8	2-4	5-6	0-5-5	4	3	2	0	0	13
Alabama State	29	4-10	2-5	1-2	2-2-4	5	0	0	0	2	11
NM Highlands*	18	3-9	2-7	4-4	1-2-3	3	2	1	0	3	12
Santa Clara	31	6-11	3-5	0-0	0-1-1	4	3	0	0	1	15
at VCU	26	3-7	0-2	2-2	1-2-3	1	2	0	0	2	8
Florida Gulf Coast	29	3-7	0-4	2-2	2-3-5	4	1	3	0	1	8
San Jose State	31	5-7	0-2	1-1	1-1-2	4	4	1	0	0	11
at Boise State	29	2-7	1-4	2-2	1-2-3	3	0	0	0	1	7
Wyoming	29	5-15	3-5	1-1	1-1-2	1	3	0	0	0	14
at Colorado State	29	3-6	2-3	0-1	0-1-1	1	1	1	0	1	8
at Air Force	27	4-11	1-7	1-1	1-2-3	2	2	1	0	3	10
Grand Canyon	24	4-8	1-3	5-5	0-4-4	2	0	3	0	2	14
at San Diego State	25	1-6	1-3	2-2	1-4-5	2	2	0	0	0	5
Fresno State	28	4-12	2-6	5-5	2-2-4	2	4	1	0	4	15

* game started

SEASON NOTES

- Had 15 points, four rebounds, four assists and four steals vs. Fresno State (Jan. 21)
- Scored 14 points (5-5 FT) vs. Grand Canyon (Jan. 13)
- Had 10 points and three steals at Air Force (Jan. 10)
- Had 14 points and three assists vs. Wyoming (Jan. 3)
- Had 11 points and four assists vs. San Jose St (Dec. 20)
- Had 15 points and three assists vs. Santa Clara (Dec. 6)
- Scored 12 points vs. NM Highlands (Dec. 1)
- Had 11 points and four rebounds vs. Alabama State (Nov. 26)
- Had 13 points and five rebounds in first career start vs. Mississippi State (Nov. 21)
- Had 10 points and four rebounds vs. Nebraska (Nov. 20)
- Had 13 points (3-4 3FG) at New Mexico State (Nov. 15)
- Had 14 points, five assists and three steals in his collegiate debut vs. East Texas A&M (Nov. 5)
- Had three points and five rebounds in the exhibition vs. Northern Arizona (Oct. 30)
- Scored 11 points in the exhibition at Washington State (Oct. 25)

	2025-26	CAREER	STREAK
Double Figure Scoring	12	12	1

CAREER STATISTICS

Year	G-GS	Min-Avg.	FG-FGA	Pct.	3FG-3FGA	Pct.	FT-FTA	Pct.	Off-Def.	Reb-Avg.	PF-DQ	Ast	TO	Blk	Stl	Pts-Avg
2025-26	18-2	480-26.7	65-163	.399	26-77	.338	37-42	.881	15-38	53-2.9	51-2	35	20	0	28	193-10.7
Conf	8-0	222-27.8	28-72	.389	11-33	.333	17-18	.944	7-17	24-3.0	17-0	16	7	0	11	84-10.5
CAREER	18-2	480-26.7	65-163	.399	26-77	.338	37-42	.881	15-38	53-2.9	51-2	35	20	0	28	193-10.7



Season Highs

Pts	14	twice
Reb	7	twice
FG	6	vs. UC Riverside (11/11/25)
FGA	13	vs. Nebraska (11/20/25)
3FG	4	at San Diego State (1/17/26)
3FGA	10	vs. Fresno State (1/21/26)
FT	4	vs. Santa Clara (12/6/25)
FTA	4	three times
Ast	3	twice
Blk	2	twice
Stl	2	vs. UT Arlington (11/8/25)
Min	33	at Boise State (12/30/25)

Career Highs NCAA

14	twice
7	twice
6	vs. UC Riverside (11/11/25)
13	vs. Nebraska (11/20/25)
4	at San Diego State (1/17/26)
10	vs. Fresno State (1/21/26)
4	vs. Santa Clara (12/6/25)
4	three times
3	twice
2	twice
2	vs. UT Arlington (11/8/25)
33	at Boise State (12/30/25)

MW Career Highs

12	at San Diego State (1/17/26)
6	vs. Grand Canyon (1/13/26)
4	twice
11	vs. Fresno State (1/21/26)
4	at San Diego State (1/17/26)
10	vs. Fresno State (1/21/26)
2	vs. Grand Canyon (1/13/26)
2	vs. Grand Canyon (1/13/26)
3	twice
2	vs. San Jose State (12/20/25)
--	
33	at Boise State (12/30/25)

9.7 PPG | 3.3 RPG | 26.8 MPG | 36% 3FG

2025-26 GAME-BY-GAME

Opponent	MP	FG-A	3G-A	FT-A	O-D-T	PF	A	TO	BS	ST	TP
East Texas A&M*	21	4-10	1-6	0-0	1-2-3	2	0	1	1	0	9
UT Arlington*	24	2-3	1-2	2-3	0-1-1	2	0	1	2	2	7
UC Riverside*	30	6-11	2-4	0-0	1-3-4	1	1	0	1	0	14
at New Mexico State*	28	3-7	2-6	0-1	0-5-5	1	0	0	1	0	8
vs. Nebraska*	30	4-13	3-9	1-2	1-6-7	2	1	4	1	0	12
vs. Mississippi St*	29	5-11	2-5	0-0	2-3-5	1	0	0	0	0	12
Alabama State*	22	4-9	2-6	2-4	0-0-0	2	0	1	0	0	12
NM Highlands*	17	4-8	3-6	1-2	2-1-3	1	0	2	1	0	12
Santa Clara*	30	3-5	3-5	4-4	0-2-2	2	1	0	0	1	13
at VCU*	27	2-6	1-5	0-0	0-4-4	2	0	0	1	0	5
Florida Gulf Coast*	28	4-11	3-8	3-4	2-5-7	1	0	0	0	0	14
San Jose State*	27	3-7	3-6	0-0	0-0-0	0	1	0	2	0	9
at Boise State*	33	3-10	2-7	0-0	0-2-2	2	0	1	1	0	8
Wyoming*	29	2-4	1-2	0-0	0-1-1	0	0	2	0	0	5
at Colorado State*	32	4-9	3-8	0-0	1-4-5	1	2	0	0	0	11
at Air Force*	18	2-6	1-5	0-0	1-1-2	1	3	1	0	0	5
Grand Canyon*	29	3-5	1-2	2-2	0-6-6	2	3	1	0	0	9
at San Diego State*	29	4-9	4-8	0-0	1-2-3	4	1	0	0	0	12
Fresno State*	27	3-11	2-10	0-0	1-2-3	3	1	0	0	0	8

* game started

SEASON NOTES

- Scored 12 points (4-8 3FG) at San Diego State (Jan. 17)
- Had 11 points and five rebounds at Colorado State (Jan. 6)
- Scored nine points vs. San Jose State (Dec. 20)
- Had 14 points and seven rebounds vs. FGCU (Dec. 14)
- Had 13 points vs. Santa Clara (Dec. 6)
- Scored 12 points vs. NM Highlands (Dec. 1)
- Had 12 points vs. Alabama State (Nov. 26)
- Scored 12 points vs. Mississippi State (Nov. 21)
- Had 12 points and seven rebounds vs. Nebraska (Nov. 20)
- Had 14 points for first career double figure game vs. UC Riverside (Nov. 11)
- Had seven points, two blocks and two steals vs. UT Arlington (Nov. 8)
- Had nine points and three rebounds in the season opener vs. East Texas A&M (Nov. 5)
- Scored 20 points (5-11 3FG) in the exhibition vs. Northern Arizona (Oct. 30)
- Had 11 points and five rebounds in the exhibition at Washington State (Oct. 25)

	2025-26	CAREER	STREAK
Double Figure Scoring	9	9	-

CAREER STATISTICS

Year	G-GS	Min-Avg.	FG-FGA	Pct.	3FG-3FGA	Pct.	FT-FTA	Pct.	Off-Def.	Reb-Avg.	PF-DQ	Ast	TO	Blk	Stl	Pts-Avg
2022-23 %	4-0	19-4.8	1-8	.125	1-5	.200	0-0	.000	0-3	3-0.8	1-0	0	2	1	0	3-0.8
Conf	0-0	-	-	-	-	-	-	-	-	-	-	-	-	-	-	-
2023-24 %	7-0	37-5.3	5-21	.238	2-16	.125	0-0	.000	0-5	5-0.7	3-0	0	3	0	0	12-1.7
Conf	1-0	3-3.0	0-2	.000	0-2	.000	0-0	.000	0-1	1-1.0	0-0	0	0	0	0	0-0.0
2024-25 #	30-29	1073-35.8	204-431	.473	89-224	.397	88-106	.830	47-180	227-7.6	72-2	56	67	46	32	585-19.5
Conf	23-22	827-36.0	155-342	.453	70-177	.395	64-77	.831	32-141	173-7.5	58-1	47	60	34	26	444-19.3
2025-26	19-19	509-26.8	65-155	.419	40-110	.364	15-22	.682	13-50	63-3.3	30-0	14	14	11	3	185-9.7
Conf	8-8	224-28.0	24-61	.393	17-48	.354	2-2	1.000	4-18	22-2.8	13-0	11	5	3	0	67-8.4
CAREER ^{NCAA}	30-19	565-18.8	71-184	.386	43-131	.328	15-22	.682	13-58	71-2.4	34-0	14	19	12	3	200-6.7

% at Rutgers; # at Garden City CC



Season Highs

Pts	15	vs. UC Riverside (11/11/25)
Reb	6	at New Mexico State (11/15/25)
FG	7	vs. UC Riverside (11/11/25)
FGA	10	vs. UC Riverside (11/11/25)
3FG	2	twice
3FGA	5	at New Mexico State (11/15/25)
FT	6	at VCU (12/10/25)
FTA	6	at VCU (12/10/25)
Ast	6	vs. Nebraska (11/20/25)
Blk	1	twice
Stl	3	twice
Min	33	vs. Nebraska (11/20/25)

Career Highs

15	twice
7	three times
7	vs. UC Riverside (11/11/25)
10	twice
5	at UC Irvine (2/8/25) ^{UCSD}
8	at UC Irvine (2/8/25) ^{UCSD}
8	at Idaho (12/15/24) ^{UCSD}
8	twice
8	vs. CSUN (1/25/25) ^{UCSD}
2	three times
6	twice
34	three times

MW Career Highs

--
--
--
--
--
--
--
--
--
--
--
--
--

5.5 PPG | 3.0 RPG | 24.5 MPG | 3.4 APG

2025-26 GAME-BY-GAME

Opponent	MP	FG-A	3G-A	FT-A	O-D-T	PF	A	TO	BS	ST	TP
East Texas A&M*	21	1-3	0-0	1-2	0-1-1	2	3	0	0	3	3
UT Arlington*	22	1-5	1-1	3-4	2-2-4	3	5	1	0	3	6
UC Riverside*	31	7-10	0-0	1-2	0-4-4	3	5	2	1	2	15
at New Mexico State*	31	2-7	0-5	0-0	1-5-6	4	3	1	0	0	4
vs. Nebraska*	33	1-4	0-3	2-2	1-3-4	5	6	3	0	2	4
vs. Mississippi St*	25	1-4	0-1	4-4	1-1-2	1	3	2	0	2	6
Alabama State*	26	0-2	0-0	4-4	1-1-2	0	5	3	0	1	4
NM Highlands*	17	0-4	0-3	0-0	1-2-3	1	2	1	0	2	0
Santa Clara*	24	2-3	2-3	0-0	0-1-1	1	3	3	0	2	6
at VCU*	28	0-1	0-0	6-6	0-3-3	2	1	3	1	0	6
Florida Gulf Coast*	11	2-3	2-2	0-0	1-2-3	0	1	1	0	2	6
San Jose State					-INJ-						
at Boise State					-INJ-						
Wyoming					-INJ-						
at Colorado State					-INJ-						
at Air Force					-INJ-						
Grand Canyon					-INJ-						
at San Diego State					-INJ-						
Fresno State					-INJ-						

* game started

SEASON NOTES

- Scored six points (2-2 3FG) vs. FGCU (Dec. 14)
- Had six points (6-6 FT) at VCU (Dec. 10)
- Scored six points (2-3 3FG) vs. Santa Clara (Dec. 6)
- Had a season-high six assists vs. Nebraska (Nov. 20)
- Tied a career high with 15 points vs. UC Riverside (Nov. 11)
- Had six points, five assists and three steals vs. UT Arlington (Nov. 8)
- Had three points and three assists in the season opener vs. East Texas A&M (Nov. 5)
- Had eight points and five assists in the exhibition vs. Northern Arizona (Oct. 30)
- Had two points and four assists in the exhibition at Washington State (Oct. 25)

	2025-26	CAREER	STREAK
Double Figure Scoring	1	6	-

CAREER STATISTICS

Year	G-GS	Min-Avg.	FG-FGA	Pct.	3FG-3FGA	Pct.	FT-FTA	Pct.	Off-Def.	Reb-Avg.	PF-DQ	Ast	TO	Blk	Stl	Pts-Avg
2022-23 %	28-0	114-4.1	6-23	.261	1-9	.111	4-6	.667	0-11	11-0.4	16-0	3	7	2	6	17-0.6
Conf	11-0	37-3.4	2-6	.333	1-3	.333	0-0	.000	0-4	4-0.4	5-0	1	1	1	0	5-0.5
2023-24 %	31-0	329-10.6	16-54	.296	6-32	.188	8-12	.667	12-32	44-1.4	47-0	22	12	5	16	46-1.5
Conf	15-0	162-10.8	10-31	.323	3-18	.167	6-9	.667	4-12	16-1.1	23-0	13	3	2	8	29-1.9
2024-25 #	35-35	1016-29.0	64-143	.448	21-64	.328	48-64	.750	37-97	134-3.8	102-5	104	38	9	76	197-5.6
Conf	20-20	577-28.9	37-85	.435	18-45	.400	22-29	.759	22-52	74-3.7	61-2	67	21	7	47	114-5.7
2025-26	11-11	269-24.5	17-46	.370	5-18	.278	21-24	.875	8-25	33-3.0	22-1	37	20	2	19	60-5.5
Conf	--	--	--	--	--	--	--	--	--	--	--	--	--	--	--	--
CAREER	105-46	1724-16.4	103-266	.387	33-123	.268	81-106	.764	57-165	222-2.1	187-6	166	77	18	117	320-3.0

% at Saint Mary's; # at UCSD



Season Highs

Pts	25	vs. Wyoming (1/3/26)
Reb	21	vs. Mississippi State (11/21/25)
FG	11	vs. Wyoming (1/3/26)
FGA	15	at San Diego State (1/17/26)
3FG	1	twice
3FGA	2	three times
FT	6	twice
FTA	8	twice
Ast	4	vs. Alabama State (11/26/25)
Blk	2	three times
Stl	4	at San Diego State (1/17/26)
Min	31	vs. Fresno State (1/21/26)

Career Highs

25	vs. Wyoming (1/3/26)
21	vs. Mississippi State (11/21/25)
11	vs. Wyoming (1/3/26)
15	at San Diego State (1/17/26)
1	twice
2	three times
6	twice
8	twice
4	vs. Alabama State (11/26/25)
2	three times
4	at San Diego State (1/17/26)
31	vs. Fresno State (1/21/26)

MW Career Highs

25	vs. Wyoming (1/3/26)
14	twice
11	vs. Wyoming (1/3/26)
15	at San Diego State (1/17/26)
--	
2	at Boise State (12/30/25)
4	three times
7	at Boise State (12/30/25)
2	at San Diego State (1/17/26)
2	vs. Wyoming (1/3/26)
4	at San Diego State (1/17/26)
31	vs. Fresno State (1/21/26)

11.9 PPG | 9.8 RPG | 24.1 MPG | 56% FG

2025-26 GAME-BY-GAME

Opponent	MP	FG-A	3G-A	FT-A	O-D-T	PF	A	TO	BS	ST	TP
East Texas A&M*	24	3-7	0-0	2-2	7-8-15	2	1	3	0	3	8
UT Arlington*	19	6-8	0-1	5-7	2-2-4	3	1	0	0	0	17
UC Riverside*	26	5-11	0-2	1-2	6-5-11	3	1	0	1	1	11
at New Mexico State*	30	4-9	0-1	3-3	5-8-13	2	1	3	0	1	11
vs. Nebraska*	27	5-6	1-1	0-2	3-4-7	1	1	2	0	1	11
vs. Mississippi St*	29	6-11	1-2	6-8	5-16-21	2	1	1	0	0	19
Alabama State*	29	2-5	0-0	1-5	1-6-7	4	4	0	2	1	5
NM Highlands					-INJ-						
Santa Clara*	27	5-8	0-1	6-8	2-8-10	2	2	2	2	1	16
at VCU*	22	3-5	0-0	5-6	1-2-3	3	1	4	0	0	11
Florida Gulf Coast*	12	0-2	0-0	0-0	0-0-0	1	0	0	0	0	0
San Jose State					-INJ-						
at Boise State*	24	6-11	0-2	4-7	4-6-10	4	1	2	0	1	16
Wyoming*	24	11-13	0-0	3-6	5-7-12	1	1	2	2	1	25
at Colorado State*	20	2-4	0-0	4-6	3-8-11	4	1	3	0	2	8
at Air Force*	19	3-7	0-0	1-2	5-9-14	2	1	1	1	3	7
Grand Canyon*	20	2-6	0-1	1-3	1-3-4	4	1	1	0	0	5
at San Diego State*	29	8-15	0-1	4-5	7-7-14	3	2	6	1	4	20
Fresno State*	31	6-10	0-0	0-1	4-6-10	2	1	2	1	3	12

* game started

SEASON NOTES

- Three-time MW Freshman of the Week (11/24, 12/8, 1/5)
- Hall of Fame Classic All-Tournament Team
- Double-double (12 pts/10 reb) vs. Fresno State (Jan. 21)
- Had 20 points, 14 points and four steals at San Diego State (Jan. 17)
- Had 25 points (11-13 FG) and 12 rebounds vs. Wyoming (Jan. 3)
- Double-double (16 pts/10reb) in MW debut at Boise State (Dec. 30)
- Had 16 points and 10 rebounds vs. Santa Clara (Dec. 6)
- Had 19 points and a UNM freshman record 21 rebounds vs. Mississippi State (Nov. 21)
- Scored 11 points (5-6 FG) vs. Nebraska (Nov. 20)
- Had double-double of 11 points and 13 rebounds at New Mexico State (Nov. 15)
- Had 11 points and 11 rebounds for his first career double-double vs. UC Riverside (Nov. 11)
- Scored 17 points vs. UT Arlington (Nov. 8)
- Had eight points and 15 rebounds in collegiate debut vs. East Texas A&M (Nov. 5)

	2025-26	CAREER	STREAK
Double-Doubles	8	8	2
Double Figure Scoring	10	10	2
10 Rebound Games	10	10	2
20-Point Games	2	2	-
20 Rebound Games	1	1	-

CAREER STATISTICS

Year	G-GS	Min-Avg.	FG-FGA	Pct.	3FG-3FGA	Pct.	FT-FTA	Pct.	Off-Def.	Reb-Avg.	PF-DQ	Ast	TO	Blk	Stl	Pts-Avg
2025-26	17-17	410-24.1	77-138	.558	2-12	.167	46-73	.630	61-105	166-9.8	43-0	21	32	10	22	202-11.9
Conf	7-7	166-23.8	38-66	.576	0-4	.000	17-30	.567	29-46	75-10.7	20-0	8	17	5	14	93-13.3
CAREER	17-17	410-24.1	77-138	.558	2-12	.167	46-73	.630	61-105	166-9.8	43-0	21	32	10	22	202-11.9

Freshman | Guard | 6-4 | 200 | Carlsbad, CA | Carlsbad HS



Season Highs

Pts	24	three times
Reb	7	twice
FG	9	at VCU (12/10/25)
FGA	17	vs. Nebraska (11/20/25)
3FG	7	vs. Alabama State (11/26/25)
3FGA	15	vs. Nebraska (11/20/25)
FT	6	vs. Grand Canyon (1/13/26)
FTA	7	twice
Ast	5	at San Diego State (1/17/26)
Blk	1	vs. Santa Clara (12/6/25)
Stl	2	three times
Min	35	at San Diego State (1/17/26)

Career Highs

24	three times
7	twice
9	at VCU (12/10/25)
17	vs. Nebraska (11/20/25)
7	vs. Alabama State (11/26/25)
15	vs. Nebraska (11/20/25)
6	vs. Grand Canyon (1/13/26)
7	twice
5	at San Diego State (1/17/26)
1	vs. Santa Clara (12/6/25)
2	three times
35	at San Diego State (1/17/26)

MW Career Highs

24	at Air Force (1/10/26)
7	at Air Force (1/10/26)
7	twice
14	at Air Force (1/10/26)
5	at Air Force (1/10/26)
10	at Air Force (1/10/26)
6	vs. Grand Canyon (1/13/26)
7	twice
5	at San Diego State (1/17/26)
--	
2	vs. Fresno State (1/21/26)
35	at San Diego State (1/17/26)

14.7 PPG | 3.2 RPG | 28.1 MPG | 1.6 APG | 41% 3FG

2025-26 GAME-BY-GAME

Opponent	MP	FG-A	3G-A	FT-A	O-D-T	PF	A	TO	BS	ST	TP
East Texas A&M*	25	6-12	2-6	0-1	0-3-3	0	2	1	0	0	14
UT Arlington*	24	3-6	1-4	2-2	0-2-2	1	2	1	0	2	9
UC Riverside*	33	4-10	2-6	4-5	0-3-3	1	3	1	0	2	14
at New Mexico State*	26	3-6	1-3	0-0	1-0-1	1	1	1	0	0	7
vs. Nebraska*	28	7-17	6-15	0-0	0-3-3	1	2	1	0	1	20
vs. Mississippi St*	24	2-6	2-6	0-0	0-1-1	4	1	1	0	0	6
Alabama State*	31	7-12	7-12	3-3	0-0-0	0	1	1	0	0	24
NM Highlands*	16	6-9	5-8	4-4	3-1-4	1	1	0	0	0	21
Santa Clara*	23	2-8	0-4	1-2	0-2-2	1	0	2	1	0	5
at VCU*	32	9-15	5-7	1-1	1-0-1	4	1	1	0	0	24
Florida Gulf Coast*	28	5-14	2-10	0-0	2-5-7	1	1	1	0	1	12
San Jose State*	32	6-10	2-5	4-4	0-3-3	1	2	0	0	1	18
at Boise State*	28	1-10	0-7	0-1	0-5-5	2	0	0	0	0	2
Wyoming*	28	3-10	3-8	0-0	1-5-6	2	2	0	0	1	9
at Colorado State*	29	6-10	3-5	3-4	0-2-2	2	2	1	0	0	18
at Air Force*	32	7-14	5-10	5-7	2-5-7	1	2	0	0	1	24
Grand Canyon*	30	7-12	2-3	6-7	1-1-2	1	1	1	0	0	22
at San Diego State*	35	5-10	3-7	2-4	0-3-3	2	5	0	0	1	15
Fresno State*	30	5-11	3-7	3-4	1-5-6	2	1	1	0	2	16

* game started

SEASON NOTES

- Mountain West Freshman of the Week (Jan. 12)
- Had 16 points and six rebounds vs. Fresno State (Jan. 21)
- Had 15 points and five assists at San Diego State (Jan. 17)
- Scored 22 points vs. Grand Canyon (Jan. 13)
- Had 24 points (5-10 3FG) and seven rebounds at Air Force (Jan. 10)
- Had 18 points (3-5 3FG) at Colorado State (Jan. 6)
- Scored 18 points, most ever by a UNM freshman in his first MW game, vs. San Jose State (Dec. 20)
- Had 12 points and seven rebounds vs. FGCU (Dec. 14)
- Scored 24 points (9-15 FG, 5-7 3FG) at VCU (Dec. 10)
- Had 21 points (5-8 3FG) and four rebounds vs. NM Highlands (Dec. 1)
- Had 24 points (tying UNM freshman record with seven 3-pointers) vs. Alabama State (Nov. 26)
- Scored 20 points vs. Nebraska (Nov. 20)
- Had 14 points vs. UC Riverside (Nov. 11)
- Had nine points vs. UT Arlington (Nov. 8)
- Scored 14 points in his collegiate debut vs. East Texas A&M (Nov. 5)

	2025-26	CAREER	STREAK
Double Figure Scoring	13	13	5
20-point games	6	6	-

CAREER STATISTICS

Year	G-GS	Min-Avg.	FG-FGA	Pct.	3FG-3FGA	Pct.	FT-FTA	Pct.	Off-Def.	Reb-Avg.	PF-DQ	Ast	TO	Blk	Stl	Pts-Avg
2025-26	19-19	533-28.1	94-202	.465	54-133	.406	38-49	.776	12-49	61-3.2	28-0	30	14	1	12	280-14.7
Conf	8-8	243-30.4	40-87	.460	21-52	.404	23-31	.742	5-29	34-4.3	13-0	15	3	0	6	124-15.5
CAREER	19-19	533-28.1	94-202	.465	54-133	.406	38-49	.776	12-49	61-3.2	28-0	30	14	1	12	280-14.7



Season Highs

Pts	11	vs. NM Highlands (12/1/25)
Reb	1	four times
FG	3	vs. NM Highlands (12/1/25)
FGA	7	vs. NM Highlands (12/1/25)
3FG	3	vs. NM Highlands (12/1/25)
3FGA	7	vs. NM Highlands (12/1/25)
FT	3	at Air Force (1/10/26)
FTA	3	twice
Ast	3	vs. NM Highlands (12/1/25)
Blk	1	twice
Stl	2	at Air Force (1/10/26)
Min	15	vs. NM Highlands (12/1/25)

Career Highs

11	vs. NM Highlands (12/1/25)
1	four times
3	vs. NM Highlands (12/1/25)
7	vs. NM Highlands (12/1/25)
3	vs. NM Highlands (12/1/25)
7	vs. NM Highlands (12/1/25)
3	at Air Force (1/10/26)
3	twice
3	vs. NM Highlands (12/1/25)
1	twice
2	at Air Force (1/10/26)
15	vs. NM Highlands (12/1/25)

MW Career Highs

6	at Air Force (1/10/26)
1	at Air Force (1/10/26)
1	at Air Force (1/10/26)
3	at Air Force (1/10/26)
1	at Air Force (1/10/26)
3	at Air Force (1/10/26)
3	at Air Force (1/10/26)
3	at Air Force (1/10/26)
--	
1	at Air Force (1/10/26)
2	at Air Force (1/10/26)
12	at Air Force (1/10/26)

2.7 PPG | 0.6 RPG | 5.0 MPG | 0.6 APG

2025-26 GAME-BY-GAME

Opponent	MP	FG-A	3G-A	FT-A	O-D-T	PF	A	TO	BS	ST	TP
East Texas A&M	1	0-0	0-0	0-0	0-1-1	0	0	0	0	0	0
UT Arlington	2	0-1	0-1	0-0	0-0-0	0	0	0	0	0	0
UC Riverside					-DNP-						
at New Mexico State					-DNP-						
vs. Nebraska					-DNP-						
vs. Mississippi St					-DNP-						
Alabama State					-DNP-						
NM Highlands	15	3-7	3-7	2-3	0-1-1	1	3	0	1	0	11
Santa Clara	1	0-0	0-0	2-2	0-1-1	0	1	0	0	0	2
at VCU					-DNP-						
Florida Gulf Coast	3	0-2	0-2	0-0	0-0-0	1	0	0	0	0	0
San Jose State	3	0-0	0-0	0-0	0-0-0	0	0	0	0	0	0
at Boise State					-ILL-						
Wyoming					-DNP-						
at Colorado State					-DNP-						
at Air Force	12	1-3	1-3	3-3	0-1-1	1	0	1	1	2	6
Grand Canyon					-DNP-						
at San Diego State					-DNP-						
Fresno State					-DNP-						

* game started


SEASON NOTES

- Had six points, two steals and a block at Air Force (Jan. 10)
- Had two points and a rebound vs. Santa Clara (Dec. 6)
- Had 11 points (3-7 3FG) and three assists vs. NM Highlands (Dec. 1)
- Had a rebound in his collegiate debut vs. East Texas A&M (Nov. 5)

	2025-26	CAREER	STREAK
Double Figure Scoring	1	1	-

CAREER STATISTICS

Year	G-GS	Min-Avg.	FG-FGA	Pct.	3FG-3FGA	Pct.	FT-FTA	Pct.	Off-Def.	Reb-Avg.	PF-DQ	Ast	TO	Blk	Stl	Pts-Avg
2025-26	7-0	35-5.0	4-13	.308	4-13	.308	7-8	.875	0-4	4-0.6	3-0	4	1	2	2	19-2.7
Conf	2-0	14-7.0	1-3	.333	1-3	.333	3-3	1.000	0-1	1-0.5	1-0	0	1	1	2	6-3.0
CAREER	7-0	35-5.0	4-13	.308	4-13	.308	7-8	.875	0-4	4-0.6	3-0	4	1	2	2	19-2.7



Season Highs

Pts	19	vs. San Jose State (12/20/25)
Reb	5	vs. NM Highlands (12/1/25)
FG	7	vs. San Jose State (12/20/25)
FGA	9	vs. San Jose State (12/20/25)
3FG	3	vs. San Jose State (12/20/25)
3FGA	5	twice
FT	6	vs. Florida Gulf Coast (12/14/25)
FTA	6	vs. Florida Gulf Coast (12/14/25)
Ast	1	three times
Blk	1	vs. NM Highlands (12/1/25)
Stl	2	vs. San Jose State (12/20/25)
Min	22	vs. NM Highlands (12/1/25)

Career Highs

41	vs. Illinois-Springfield (2/10/24) ^{McKend}
11	at Maryville (2/23/23) ^{McKend}
15	vs. Illinois-Springfield (2/10/24) ^{McKend}
29	vs. Illinois-Springfield (2/10/24) ^{McKend}
6	vs. Illinois-Springfield (2/10/24) ^{McKend}
12	vs. Illinois-Springfield (2/10/24) ^{McKend}
8	vs. Northern Michigan (3/12/23) ^{McKend}
10	at Maryville (2/23/23) ^{McKend}
4	twice
2	three times
3	vs. Northern Michigan (3/12/23) ^{McKend}
51	vs. Illinois-Springfield (2/10/24) ^{McKend}

MW Career Highs

19	vs. San Jose State (12/20/25)
4	vs. San Jose State (12/20/25)
7	vs. San Jose State (12/20/25)
9	vs. San Jose State (12/20/25)
3	vs. San Jose State (12/20/25)
5	vs. San Jose State (12/20/25)
2	vs. San Jose State (12/20/25)
2	vs. San Jose State (12/20/25)
1	vs. Fresno State (1/21/26)
--	
2	vs. San Jose State (12/20/25)
17	vs. San Jose State (12/20/25)

3.8 PPG | 1.2 RPG | 8.0 MPG

2025-26 GAME-BY-GAME

Opponent	MP	FG-A	3G-A	FT-A	O-D-T	PF	A	TO	BS	ST	TP
East Texas A&M	6	0-1	0-0	0-0	0-0-0	2	1	0	0	0	0
UT Arlington	7	2-6	1-3	0-0	0-1-1	1	0	0	0	1	5
UC Riverside	4	1-2	0-1	0-0	0-0-0	1	0	0	0	0	2
at New Mexico State	8	2-5	1-3	0-0	0-1-1	0	0	0	0	0	5
vs. Nebraska					-DNP-						
vs. Mississippi St					-DNP-						
Alabama State	4	1-3	0-1	0-0	2-0-2	1	0	1	0	1	2
NM Highlands	22	2-8	1-5	2-2	1-4-5	3	1	0	1	0	7
Santa Clara	1	1-1	0-0	0-0	0-0-0	0	0	0	0	0	2
at VCU					-DNP-						
Florida Gulf Coast	7	0-1	0-1	6-6	0-0-0	0	0	0	0	0	6
San Jose State	17	7-9	3-5	2-2	1-3-4	2	0	0	0	2	19
at Boise State	8	0-2	0-1	0-0	0-0-0	1	0	0	0	0	0
Wyoming	6	0-1	0-1	0-0	0-0-0	0	0	0	0	0	0
at Colorado State					-DNP-						
at Air Force	11	0-2	0-2	0-0	0-1-1	1	0	1	0	0	0
Grand Canyon					-DNP-						
at San Diego State					-DNP-						
Fresno State	2	1-2	0-1	0-0	0-1-1	0	1	0	0	1	2

* game started

SEASON NOTES

- Scored two points vs. Fresno State (Jan. 21)
- Had 19 points (7-9 FG) and four rebounds vs. San Jose State (Dec. 20)
- Scored six points (6-6 FT) vs. FGCU (Dec. 14)
- Had seven points and five rebounds vs. NM Highlands (Dec. 1)
- Had two points and two rebounds vs. Alabama State (Nov. 26)
- Had five points at New Mexico State (Nov. 15)
- Scored two points vs. UC Riverside (Nov. 11)
- Had five points vs. UT Arlington (Nov. 8)
- Had two points in the exhibition vs. Northern Arizona (Oct. 30)
- Scored six points in the exhibition at Washington State (Oct. 25)

	2025-26	CAREER	STREAK
Double-Doubles	-	2	-
Double Figure Scoring	1	58	-
20-Point Games	-	28	-
30-Point Games (40p)	-	4 (1)	-
10-Rebound Games	-	2	-

CAREER STATISTICS

Year	G-GS	Min-Avg.	FG-FGA	Pct.	3FG-3FGA	Pct.	FT-FTA	Pct.	Off-Def.	Reb-Avg.	PF-DQ	Ast	TO	Blk	Stl	Pts-Avg
2020-21 %	2-0	5-2.5	1-2	.500	0-1	.000	0-0	.000	1-0	1-0.5	2-0	0	1	0	0	2-1.0
Conf	2-0	5-2.5	1-2	.500	0-1	.000	0-0	.000	1-0	1-0.5	2-0	0	1	0	0	2-1.0
2021-22 %	12-0	109-9.1	19-49	.388	8-16	.500	9-12	.750	9-20	29-2.4	17-0	7	12	0	1	55-4.6
Conf	7-0	57-8.1	11-26	.423	6-10	.600	8-10	.800	5-12	17-2.4	11-0	5	3	0	1	36-5.1
2022-23 %	33-32	883-26.8	214-391	.547	50-113	.442	88-112	.786	40-124	164-5.0	77-1	40	84	7	21	566-17.2
Conf	20-19	522-26.1	115-226	.509	24-62	.387	57-76	.750	28-70	98-4.9	44-1	26	60	3	11	311-15.6
2023-24 %	28-28	940-33.6	233-437	.533	56-136	.412	81-102	.794	30-111	141-5.0	61-1	24	71	14	15	603-21.5
Conf	20-20	683-34.2	163-311	.524	46-102	.451	64-84	.762	25-79	104-5.2	45-1	13	56	9	9	436-21.8
2024-25 #	1-0	20-20.0	1-6	.167	1-1	1.000	0-0	.000	1-4	5-5.0	1-0	0	1	0	0	3-3.0
Conf	0-0															
2025-26	13-0	104-8.0	17-43	.395	6-24	.250	10-10	1.000	4-11	15-1.2	12-0	3	2	1	5	50-3.8
Conf	5-0	44-8.8	8-16	.500	3-10	.300	2-2	1.000	1-5	6-1.2	4-0	1	1	0	3	21-4.2
CAREER	89-60	2062-23.2	485-928	.523	121-291	.416	188-236	.797	85-270	355-4.0	170-2	74	171	22	42	1279-14.4



Season Highs

Pts	13	vs. Grand Canyon (1/13/26)
Reb	9	vs. NM Highlands (12/1/25)
FG	5	vs. Grand Canyon (1/13/26)
FGA	8	twice
3FG	2	vs. Grand Canyon (1/13/26)
3FGA	4	vs. UT Arlington (11/8/25)
FT	4	three times
FTA	6	three times
Ast	2	at VCU (12/10/25)
Blk	4	vs. Grand Canyon (1/13/26)
Stl	1	four times
Min	23	vs. San Jose State (12/20/25)

Career Highs

13	vs. Grand Canyon (1/13/26)
9	vs. NM Highlands (12/1/25)
5	vs. Grand Canyon (1/13/26)
8	twice
2	vs. Grand Canyon (1/13/26)
4	vs. UT Arlington (11/8/25)
4	three times
6	three times
2	at VCU (12/10/25)
4	vs. Grand Canyon (1/13/26)
1	four times
23	vs. San Jose State (12/20/25)

MW Career Highs

13	vs. Grand Canyon (1/13/26)
7	at Air Force (1/10/26)
5	vs. Grand Canyon (1/13/26)
8	vs. Grand Canyon (1/13/26)
2	vs. Grand Canyon (1/13/26)
3	twice
4	vs. San Jose State (12/20/25)
6	twice
1	vs. Grand Canyon (1/13/26)
4	vs. Grand Canyon (1/13/26)
1	three times
23	vs. San Jose State (12/20/25)

5.5 PPG | 3.6 RPG | 12.9 MPG | 1.0 BPG | 55% FG

2025-26 GAME-BY-GAME

Opponent	MP	FG-A	3G-A	FT-A	O-D-T	PF	A	TO	BS	ST	TP
East Texas A&M	9	1-2	0-0	1-1	2-2-4	1	0	2	0	0	3
UT Arlington	9	2-6	1-4	0-0	0-2-2	4	0	3	1	0	5
UC Riverside	10	0-0	0-0	0-0	0-1-1	1	0	0	1	0	0
at New Mexico State	3	1-2	0-1	0-0	0-0-0	0	0	0	0	0	2
vs. Nebraska	8	1-1	0-0	0-0	0-1-1	1	0	0	1	0	2
vs. Mississippi St	11	2-8	0-3	0-1	1-1-2	1	0	0	0	0	4
Alabama State	5	1-1	1-1	0-0	0-0-0	0	0	0	0	0	3
NM Highlands	17	3-4	0-1	4-6	3-6-9	1	0	1	2	1	10
Santa Clara	12	4-4	0-0	3-3	4-2-6	1	0	0	1	0	11
at VCU	18	3-3	1-1	0-0	1-3-4	1	2	0	2	0	7
Florida Gulf Coast	20	3-5	0-1	4-4	4-3-7	1	0	2	2	0	10
San Jose State*	23	3-6	1-3	4-6	0-5-5	1	0	1	0	0	11
at Boise State	14	0-4	0-2	0-0	2-2-4	4	0	0	3	0	0
Wyoming	16	3-3	1-1	0-0	1-1-2	0	0	1	0	0	7
at Colorado State	20	3-6	0-1	3-6	2-4-6	2	0	0	1	1	9
at Air Force	12	1-2	0-1	0-0	2-5-7	4	0	1	1	1	2
Grand Canyon	20	5-8	2-3	1-2	0-3-3	1	1	0	4	1	13
at San Diego State	11	1-1	0-0	2-4	0-4-4	1	0	2	1	0	4
Fresno State	8	1-3	0-1	0-0	0-1-1	1	0	0	0	0	2

* game started

SEASON NOTES

- Set career highs of 13 points (5-8 FG, 2-3 3FG) and four blocks vs. Grand Canyon (Jan. 13)
- Had nine points and six rebounds at Colorado State (Jan. 6)
- Scored seven points (3-3 FG) vs. Wyoming (Jan. 3)
- Had 11 points and five rebounds in first career start vs. San Jose State (Dec. 20)
- Had 10 points and seven rebounds vs. FGCU (Dec. 14)
- Had seven points (3-3 FG) at VCU (Dec. 10)
- Scored 11 points (4-4 FG, 3-3 FT), along with six rebounds vs. Santa Clara (Dec. 6)
- Had 10 points and nine rebounds vs. NM Highlands (Dec. 1)
- Scored three points vs. Alabama State (Nov. 26)
- Had four points vs. Mississippi State (Nov. 21)
- Scored five points vs. UT Arlington (Nov. 8)
- Had three points and four rebounds in season opener vs. East Texas A&M (Nov. 5)
- Had two rebounds and a block in the exhibition vs. Northern Arizona (Oct. 30)
- Had three points (1-1 3FG) and four rebounds in the exhibition at Washington State (Oct. 25)

	2025-26	CAREER	STREAK
Double Figure Scoring	5	5	-

CAREER STATISTICS

Year	G-GS	Min-Avg.	FG-FGA	Pct.	3FG-3FGA	Pct.	FT-FTA	Pct.	Off-Def.	Reb-Avg.	PF-DQ	Ast	TO	Blk	Stl	Pts-Avg
2024-25 %	9-0	21-2.3	3-5	.600	0-0	.000	0-0	.000	3-3	6-0.7	1-0	0	1	1	0	6-0.7
Conf	3-0	5-1.7	1-2	.500	0-0	.000	0-0	.000	0-0	0-0.0	0-0	0	0	0	0	2-0.7
2025-26	19-1	24.5-12.9	38-69	.551	7-24	.292	22-33	.667	22-46	68-3.6	26-0	3	13	20	4	105-5.5
Conf	8-1	12.4-15.5	17-33	.515	4-12	.333	10-18	.556	7-25	32-4.0	14-0	1	5	10	3	48-6.0
CAREER	28-1	26.6-9.5	41-74	.554	7-24	.292	22-33	.667	25-49	74-2.6	27-0	3	14	21	4	111-4.0

% at Iowa State



2025-26 New Mexico Men's Basketball Combined Team Statistics In Conference games

Page 1/1
as of Jan 22, 2026

Game Records

Record	Overall	Home	Away	Neutral
ALL GAMES	6-2	4-0	2-2	0-0
CONFERENCE	6-2	4-0	2-2	0-0
NON-CONFERENCE	0-0	0-0	0-0	0-0

Score by Periods

Team	1st	2nd	OT	TOT
New Mexico	287	352	0	639
Opponents	236	289	0	525

Team Box Score

No.	Player				Total		3-Point		F-Throw		Rebounds													
		GP-GS	MIN	AVG	FG-FGA	FG%	3FG-3FGA	3FG%	FT-FTA	FT%	OFF	DEF	TOT	AVG	PF	DQ	A	TO	BLK	STL	PTS	AVG		
23	HALL, Jake	8-8	242:52	30.4	40-87	.460	21-52	.404	23-31	.742	5	29	34	4.3	13	0	15	3	0	6	124	15.5		
10	BULJAN, Tomislav	7-7	166:28	23.8	38-66	.576	0-4	.000	17-30	.567	29	46	75	10.7	20	0	8	17	5	14	93	13.3		
4	TENETTE, Uriah	8-0	222:15	27.8	28-72	.389	11-33	.333	17-18	.944	7	17	24	3.0	17	0	16	7	0	11	84	10.5		
1	ALBURY, Deyton	8-8	193:41	24.2	29-56	.518	4-9	.444	17-25	.680	2	20	22	2.8	21	2	32	18	0	10	79	9.9		
3	HAUPT, Luke	8-8	218:58	27.4	26-52	.500	5-15	.333	10-14	.714	11	24	35	4.4	27	2	25	12	1	15	67	8.4		
5	CHOL, Antonio	8-8	223:49	28.0	24-61	.393	17-48	.354	2-2	1.000	4	18	22	2.8	13	0	11	5	3	0	67	8.4		
2	MILLER, Tajavis	8-0	150:09	18.8	17-48	.354	12-33	.364	4-4	1.000	3	15	18	2.3	16	0	7	5	3	7	50	6.3		
35	ROCK, JT	8-1	123:42	15.5	17-33	.515	4-12	.333	10-18	.556	7	25	32	4.0	14	0	1	5	10	3	48	6.0		
31	VICENTIC, Milos	5-0	43:52	8.8	8-16	.500	3-10	.300	2-2	1.000	1	5	6	1.2	4	0	1	1	0	3	21	4.2		
29	PONS, Timeo	2-0	14:12	7.1	1-3	.333	1-3	.333	3-3	1.000	0	1	1	0.5	1	0	0	1	1	2	6	3.0		
Team											12	9	21					10						
Total		8	1600		228-494	.462	78-219	.356	105-147	.714	81	209	290	36.3	146	4	116	84	23	71	639	79.9		
Opponents		8	1600		180-447	.403	58-201	.289	107-147	.728	73	204	277	34.6	134	0	92	117	28	43	525	65.6		

Team Statistics

	UNM	OPP
Scoring	639	525
Points per game	79.9	65.6
Scoring margin	+14.3	-
Field goals-att	228-494	180-447
Field goal pct	.462	.403
3 point fg-att	78-219	58-201
3-point FG pct	.356	.289
3-pt FG made per game	9.8	7.3
Free throws-att	105-147	107-147
Free throw pct	.714	.728
F-Throws made per game	13.1	13.4
Rebounds	290	277
Rebounds per game	36.3	34.6
Rebounding margin	+1.6	-
Assists	116	92
Assists per game	14.5	11.5
Turnovers	84	117
Turnovers per game	10.5	14.6
Turnover margin	+4.1	-
Assist/turnover ratio	1.4	0.8
Steals	71	43
Steals per game	8.9	5.4
Blocks	23	28
Blocks per game	2.9	3.5
Winning streak	1	-
Home win streak	4	-
Attendance	50984	28051
Home games-Avg/Game	4-12746	4-7013
Neutral site-Avg/Game	-	0-0

Team Results

Date	Opponent		Score	Att.
12/20/2025	San Jose St.	W	88-65	12785
12/30/2025	at Boise St.	L	53-62	9980
01/03/2026	Wyoming	W	78-58	13763
01/06/2026	at Colorado St.	W	80-70	3640
01/10/2026	at Air Force	W	91-49	2017
01/13/2026	Grand Canyon	W	87-64	12512
01/17/2026	at San Diego St.	L	79-83	12414
01/21/2026	Fresno St.	W	83-74	11924



2025-26 New Mexico Men's Basketball
Extended Season Box Score
All games

Game Records

Record	Overall	Home	Away	Neutral
ALL GAMES	15-4	11-0	3-3	1-1
CONFERENCE	6-2	4-0	2-2	0-0
NON-CONFERENCE	9-2	7-0	1-1	1-1

Team Box Score Extended

No.	Player	GP-GS			Total			3-Point			F-Throw			Rebounds			PF	DQ	A	A/G	TO	TO/G	A/TO	BLK	BLK/G	STL	STL/G	PTS	AVG
		GP	GS	MIN	AVG	FG-FGA	FG%	3FG-3FGA	3FG%	FT-FTA	FT%	OFF	DEF	TOT	AVG														
23	HALL, Jake	19-19		533:18	28.1	94-202	.465	54-133	.406	38-49	.776	12	49	61	3.2	28	0	30	1.58	14	0.74	2.14	1	0.05	12	0.63	280	14.7	
10	BULJAN, Tomislav	17-17		410:26	24.1	77-138	.558	2-12	.167	46-73	.630	61	105	166	9.8	43	0	21	1.24	32	1.88	0.66	10	0.59	22	1.29	202	11.9	
1	ALBURY, Deyton	18-17		428:36	23.8	66-132	.500	10-31	.323	64-84	.762	8	52	60	3.3	46	3	63	3.50	41	2.28	1.54	2	0.11	25	1.39	206	11.4	
4	TENETTE, Uriah	18-2		480:08	26.7	65-163	.399	26-77	.338	37-42	.881	15	38	53	2.9	51	2	35	1.94	20	1.11	1.75	0	0.00	28	1.56	193	10.7	
5	CHOL, Antonio	19-19		508:47	26.8	65-155	.419	40-110	.364	15-22	.682	13	50	63	3.3	30	0	14	0.74	14	0.74	1.00	11	0.58	3	0.16	185	9.7	
2	MILLER, Tajavis	14-0		237:42	17.0	32-84	.381	19-57	.333	7-9	.778	4	30	34	2.4	25	0	11	0.79	10	0.71	1.10	3	0.21	12	0.86	90	6.4	
3	HAUPT, Luke	19-9		459:37	24.2	41-85	.482	8-24	.333	32-43	.744	24	54	78	4.1	46	2	54	2.84	25	1.32	2.16	3	0.16	24	1.26	122	6.4	
35	ROCK, JT	19-1		244:49	12.9	38-69	.551	7-24	.292	22-33	.667	22	46	68	3.6	26	0	3	0.16	13	0.68	0.23	20	1.05	4	0.21	105	5.5	
8	HOWELL, Chris	11-11		269:11	24.5	17-46	.370	5-18	.278	21-24	.875	8	25	33	3.0	22	1	37	3.36	20	1.82	1.85	2	0.18	19	1.73	60	5.5	
31	VICENTIC, Milos	13-0		103:46	8.0	17-43	.395	6-24	.250	10-10	1.000	4	11	15	1.2	12	0	3	0.23	2	0.15	1.50	1	0.08	5	0.38	50	3.8	
29	PONS, Timeo	7-0		35:19	5.0	4-13	.308	4-13	.308	7-8	.875	0	4	4	0.6	3	0	4	0.57	1	0.14	4.00	2	0.29	2	0.29	19	2.7	
0	PATTON JR., Kevin	9-0		88:21	9.8	9-24	.375	1-10	.100	4-7	.571	5	15	20	2.2	6	0	6	0.67	4	0.44	1.50	3	0.33	4	0.44	23	2.6	
Total		19		3800		525-1154	.455	182-533	.341	303-404	.750	200	505	705	37.1	338	8	281	14.79	214	11.26	1.31	58	3.05	160	8.42	1535	80.8	
Opponents		19		3800		436-1089	.400	155-534	.290	256-353	.725	190	470	660	34.7	359	6	223	11.74	283	14.89	0.79	57	3.00	119	6.26	1283	67.5	

Score by Periods

Team	1st	2nd	OT	TOT
New Mexico	676	859	0	1535
Opponents	589	694	0	1283



2025-26 New Mexico Men's Basketball
Team Game-by-Game
All games

Page 1/1
as of Jan 22, 2026

				Total		3-Pointers		Free throws		Rebounds											
Opponent	Date	Score		FG-FGA	PCT	3FG-3FGA	PCT	FT-FTA	PCT	OFF	DEF	TOT	AVG	PF	A	TO	BLK	STL	PTS	AVG	
East Texas A&M	11/05/2025	76-54	W	27-63	.429	8-20	.400	14-23	.609	12	31	43	43.0	13	15	15	1	11	76	76.0	
UT Arlington	11/08/2025	74-56	W	23-57	.404	6-26	.231	22-27	.815	9	21	30	36.5	24	15	12	4	14	74	75.0	
UC Riverside	11/11/2025	82-68	W	33-63	.524	5-18	.278	11-17	.647	9	26	35	36.0	13	11	5	5	8	82	77.3	
at New Mexico St.	11/15/2025	68-76	L	23-55	.418	8-28	.286	14-17	.824	9	27	36	36.0	19	10	13	1	4	68	75.0	
vs Nebraska	11/20/2025	72-84	L	26-67	.388	13-44	.295	7-11	.636	8	28	36	36.0	19	18	16	2	11	72	74.4	
vs Mississippi St.	11/21/2025	80-78	W	26-63	.413	9-27	.333	19-25	.760	13	33	46	37.7	17	11	10	0	2	80	75.3	
Alabama St.	11/26/2025	93-87	W	27-54	.500	12-26	.462	27-38	.711	10	17	27	36.1	16	17	11	2	6	93	77.9	
N.M. Highlands	12/01/2025	97-47	W	29-67	.433	19-50	.380	20-26	.769	15	35	50	37.9	17	26	9	8	12	97	80.3	
Santa Clara	12/06/2025	98-71	W	34-57	.596	9-23	.391	21-24	.875	9	26	35	37.6	16	18	12	5	9	98	82.2	
at VCU	12/10/2025	81-78	W	27-54	.500	8-18	.444	19-22	.864	9	24	33	37.1	21	11	14	5	4	81	82.1	
FGCU	12/14/2025	75-59	W	22-60	.367	7-34	.206	24-27	.889	16	28	44	37.7	17	13	13	2	8	75	81.5	
San Jose St.	12/20/2025	88-65	W	31-54	.574	11-30	.367	15-18	.833	4	26	30	37.1	16	18	10	3	5	88	82.0	
at Boise St.	12/30/2025	53-62	L	20-65	.308	3-25	.120	10-16	.625	9	29	38	37.2	23	4	8	4	5	53	79.8	
Wyoming	01/03/2026	78-58	W	30-64	.469	9-22	.409	9-12	.750	17	20	37	37.1	14	15	9	2	6	78	79.6	
at Colorado St.	01/06/2026	80-70	W	28-53	.528	11-25	.440	13-21	.619	9	22	31	36.7	14	14	10	1	6	80	79.7	
at Air Force	01/10/2026	91-49	W	32-67	.478	14-36	.389	13-16	.813	14	27	41	37.0	18	19	9	3	16	91	80.4	
Grand Canyon	01/13/2026	87-64	W	29-55	.527	8-16	.500	21-28	.750	6	33	39	37.1	16	13	11	5	5	87	80.8	
at San Diego St.	01/17/2026	79-83	L	26-61	.426	12-30	.400	15-21	.714	9	26	35	37.0	22	15	17	2	10	79	80.7	
Fresno St.	01/21/2026	83-74	W	32-75	.427	10-35	.286	9-15	.600	13	26	39	37.1	23	18	10	3	18	83	80.8	
Total		1535		525-1154	.455	182-533	.341	303-404	.750	200	505	705	37.1	338	281	214	58	160	1535	80.8	
Opponents		1283		436-1089	.400	155-534	.290	256-353	.725	190	470	660	34.7	359	223	283	57	119	1283	67.5	

New Mexico Averages

Games Played	Points/game	FG Pct	3FG Pct	FT Pct	Rebounds/game	Assists/game	Turnovers/game	Assist/Turnover ratio	Steals/game	Blocks/game
19	80.8	45.5	34.1	75.0	37.1	14.8	11.3	1.3	8.4	3.1



2025-26 New Mexico Men's Basketball
Opponents Game-by-Game
All games

Page 1/1
as of Jan 22, 2026

				Total		3-Pointers		Free throws		Rebounds											
Opponent	Date	Score		FG-FGA	PCT	3FG-3FGA	PCT	FT-FTA	PCT	OFF	DEF	TOT	AVG	PF	A	TO	BLK	STL	PTS	AVG	
East Texas A&M	11/05/2025	76-54	W	21-62	.339	5-34	.147	7-11	.636	11	28	39	39.0	19	9	21	3	8	54	54.0	
UT Arlington	11/08/2025	74-56	W	18-51	.353	3-25	.120	17-24	.708	14	24	38	38.5	23	7	23	4	4	56	55.0	
UC Riverside	11/11/2025	82-68	W	21-51	.412	14-27	.519	12-13	.923	5	26	31	36.0	18	10	14	1	2	68	59.3	
at New Mexico St.	11/15/2025	68-76	L	23-56	.411	10-32	.313	20-26	.769	12	23	35	35.8	17	15	8	4	8	76	63.5	
vs Nebraska	11/20/2025	72-84	L	27-57	.474	13-35	.371	17-25	.680	5	33	38	36.2	16	20	18	0	6	84	67.6	
vs Mississippi St.	11/21/2025	80-78	W	31-68	.456	9-29	.310	7-13	.538	8	28	36	36.2	21	13	7	4	6	78	69.3	
Alabama St.	11/26/2025	93-87	W	29-56	.518	13-26	.500	16-20	.800	10	20	30	35.3	25	13	17	3	8	87	71.9	
N.M. Highlands	12/01/2025	97-47	W	16-53	.302	3-19	.158	12-20	.600	8	27	35	35.3	19	9	19	1	8	47	68.8	
Santa Clara	12/06/2025	98-71	W	26-69	.377	10-44	.227	9-12	.750	18	17	35	35.2	23	13	15	1	6	71	69.0	
at VCU	12/10/2025	81-78	W	24-62	.387	7-26	.269	23-28	.821	17	20	37	35.4	19	11	12	4	9	78	69.9	
FGCU	12/14/2025	75-59	W	20-57	.351	10-36	.278	9-14	.643	9	20	29	34.8	25	11	12	4	11	59	68.9	
San Jose St.	12/20/2025	88-65	W	23-60	.383	11-27	.407	8-10	.800	10	21	31	34.5	17	13	13	1	4	65	68.6	
at Boise St.	12/30/2025	53-62	L	20-56	.357	6-30	.200	16-25	.640	8	40	48	35.5	18	7	9	7	5	62	68.1	
Wyoming	01/03/2026	78-58	W	21-53	.396	7-28	.250	9-13	.692	12	18	30	35.1	16	14	13	4	5	58	67.4	
at Colorado St.	01/06/2026	80-70	W	27-59	.458	7-25	.280	9-11	.818	11	20	31	34.9	16	15	14	0	3	70	67.5	
at Air Force	01/10/2026	91-49	W	19-45	.422	3-18	.167	8-17	.471	6	22	28	34.4	11	11	21	2	4	49	66.4	
Grand Canyon	01/13/2026	87-64	W	22-65	.338	7-27	.259	13-15	.867	8	21	29	34.1	22	8	9	5	7	64	66.2	
at San Diego St.	01/17/2026	79-83	L	27-55	.491	7-17	.412	22-30	.733	8	29	37	34.3	18	12	16	4	13	83	67.2	
Fresno St.	01/21/2026	83-74	W	21-54	.389	10-29	.345	22-26	.846	10	33	43	34.7	16	12	22	5	2	74	67.5	
Total		1283		436-1089	.400	155-534	.290	256-353	.725	190	470	660	34.7	359	223	283	57	119	1283	67.5	
New Mexico		1535		525-1154	.455	182-533	.341	303-404	.750	200	505	705	37.1	338	281	214	58	160	1535	80.8	

Opponents Averages

Games Played	Points/game	FG Pct	3FG Pct	FT Pct	Rebounds/game	Assists/game	Turnovers/game	Assist/Turnover ratio	Steals/game	Blocks/game
19	67.5	40.0	29.0	72.5	34.7	11.7	14.9	0.8	6.3	3.0



2025-26 New Mexico Men's Basketball
Points-rebounds-assists
All games

Opponent	Date	Score	0	1	2	3	4	5	8	10	23	29	31
East Texas A&M	11/05/2025	76-54	W	PATTON JR. 2-1-0	ALBURY, DEY 6-6-2	MILLER, TAJ 11-2-0	HAUPT, LUKE 6-4-1	TENETTE, UR 14-2-5	CHOL, ANTON 9-3-0	HOWELL, CHR 3-1-3	BULJAN, TOM 8-15-1	HALL, JAKE 14-3-2	VICENTIC, M 0-0-1
UT Arlington	11/08/2025	74-56	W	1-1-2	15-4-2	4-1-1	0-6-2	5-0-0	7-1-0	6-4-5	17-4-1	9-2-2	0-0-0
UC Riverside	11/11/2025	82-68	W	2-3-0	DNP	13-5-0	11-3-1	DNP	14-4-1	15-4-5	11-11-1	14-3-3	DNP
at New Mexico St.	11/15/2025	68-76	L	0-0-0	18-6-1	0-0-1	0-1-2	13-2-1	8-5-0	4-6-3	11-13-1	7-1-1	DNP
vs Nebraska	11/20/2025	72-84	L	DNP	3-3-3	2-2-0	8-4-3	10-4-2	12-7-1	4-4-6	11-7-1	20-3-2	DNP
vs Mississippi St.	11/21/2025	80-78	W	2-3-0	13-1-0	DNP	5-6-3	13-5-3	12-5-0	6-2-3	19-21-1	6-1-1	DNP
Alabama St.	11/26/2025	93-87	W	8-3-1	18-3-5	DNP	6-2-1	11-4-0	12-0-0	4-2-5	5-7-4	24-0-1	DNP
N.M. Highlands	12/01/2025	97-47	W	8-6-3	6-1-6	10-6-2	0-2-6	12-3-2	12-3-0	0-3-2	DNP	21-4-1	11-1-3
Santa Clara	12/06/2025	98-71	W	0-3-0	22-3-6	DNP	6-4-2	15-1-3	13-2-1	6-1-3	16-10-2	5-2-0	2-1-1
at VCU	12/10/2025	81-78	W	0-0-0	14-4-2	DNP	6-7-2	8-3-2	5-4-0	6-3-1	11-3-1	24-1-1	DNP
FGCU	12/14/2025	75-59	W	DNP	12-7-4	DNP	7-4-6	8-5-1	14-7-0	6-3-1	0-0-0	12-7-1	0-0-0
San Jose St.	12/20/2025	88-65	W	DNP	10-5-7	6-3-1	4-4-3	11-2-4	9-0-1	DNP	DNP	18-3-2	0-0-0
at Boise St.	12/30/2025	53-62	L	DNP	12-6-2	0-2-0	8-4-1	7-3-0	8-2-0	DNP	16-10-1	2-5-0	DNP
Wyoming	01/03/2026	78-58	W	DNP	4-2-7	4-0-1	10-5-1	14-2-3	5-1-0	DNP	25-12-1	9-6-2	DNP
at Colorado St.	01/06/2026	80-70	W	DNP	9-0-4	11-1-0	6-4-4	8-1-1	11-5-2	DNP	8-11-1	18-2-2	DNP
at Air Force	01/10/2026	91-49	W	DNP	13-0-4	16-1-2	8-4-5	10-3-2	5-2-3	DNP	7-14-1	24-7-2	6-1-0
Grand Canyon	01/13/2026	87-64	W	DNP	11-4-4	2-6-0	11-7-3	14-4-0	9-6-3	DNP	5-4-1	22-2-1	DNP
at San Diego St.	01/17/2026	79-83	L	DNP	9-1-2	3-2-1	11-3-2	5-5-2	12-3-1	DNP	20-14-2	15-3-5	DNP
Fresno St.	01/21/2026	83-74	W	DNP	11-4-2	8-3-2	9-4-6	15-4-4	8-3-1	DNP	12-10-1	16-6-1	2-1-1

Opponent	Date	Score	35
East Texas A&M	11/05/2025	76-54	W
UT Arlington	11/08/2025	74-56	W
UC Riverside	11/11/2025	82-68	W
at New Mexico St.	11/15/2025	68-76	L
vs Nebraska	11/20/2025	72-84	L
vs Mississippi St.	11/21/2025	80-78	W
Alabama St.	11/26/2025	93-87	W
N.M. Highlands	12/01/2025	97-47	W
Santa Clara	12/06/2025	98-71	W
at VCU	12/10/2025	81-78	W
FGCU	12/14/2025	75-59	W
San Jose St.	12/20/2025	88-65	W
at Boise St.	12/30/2025	53-62	L
Wyoming	01/03/2026	78-58	W
at Colorado St.	01/06/2026	80-70	W
at Air Force	01/10/2026	91-49	W
Grand Canyon	01/13/2026	87-64	W
at San Diego St.	01/17/2026	79-83	L
Fresno St.	01/21/2026	83-74	W



2025-26 New Mexico Men's Basketball Combined Team Statistics All games

Page 1/1
as of Jan 22, 2026

Game Records

Record	Overall	Home	Away	Neutral
ALL GAMES	15-4	11-0	3-3	1-1
CONFERENCE	6-2	4-0	2-2	0-0
NON-CONFERENCE	9-2	7-0	1-1	1-1

Score by Periods

Team	1st	2nd	OT	TOT
New Mexico	676	859	0	1535
Opponents	589	694	0	1283

Team Box Score

No.	Player				Total		3-Point		F-Throw		Rebounds													
		GP-GS	MIN	AVG	FG-FGA	FG%	3FG-3FGA	3FG%	FT-FTA	FT%	OFF	DEF	TOT	AVG	PF	DQ	A	TO	BLK	STL	PTS	AVG		
23	HALL, Jake	19-19	533:18	28.1	94-202	.465	54-133	.406	38-49	.776	12	49	61	3.2	28	0	30	14	1	12	280	14.7		
10	BULJAN, Tomislav	17-17	410:26	24.1	77-138	.558	2-12	.167	46-73	.630	61	105	166	9.8	43	0	21	32	10	22	202	11.9		
1	ALBURY, Deyton	18-17	428:36	23.8	66-132	.500	10-31	.323	64-84	.762	8	52	60	3.3	46	3	63	41	2	25	206	11.4		
4	TENETTE, Uriah	18-2	480:08	26.7	65-163	.399	26-77	.338	37-42	.881	15	38	53	2.9	51	2	35	20	0	28	193	10.7		
5	CHOL, Antonio	19-19	508:47	26.8	65-155	.419	40-110	.364	15-22	.682	13	50	63	3.3	30	0	14	14	11	3	185	9.7		
2	MILLER, Tajavis	14-0	237:42	17.0	32-84	.381	19-57	.333	7-9	.778	4	30	34	2.4	25	0	11	10	3	12	90	6.4		
3	HAUPT, Luke	19-9	459:37	24.2	41-85	.482	8-24	.333	32-43	.744	24	54	78	4.1	46	2	54	25	3	24	122	6.4		
35	ROCK, JT	19-1	244:49	12.9	38-69	.551	7-24	.292	22-33	.667	22	46	68	3.6	26	0	3	13	20	4	105	5.5		
8	HOWELL, Chris	11-11	269:11	24.5	17-46	.370	5-18	.278	21-24	.875	8	25	33	3.0	22	1	37	20	2	19	60	5.5		
31	VICENTIC, Milos	13-0	103:46	8.0	17-43	.395	6-24	.250	10-10	1.000	4	11	15	1.2	12	0	3	2	1	5	50	3.8		
29	PONS, Timeo	7-0	35:19	5.0	4-13	.308	4-13	.308	7-8	.875	0	4	4	0.6	3	0	4	1	2	2	19	2.7		
0	PATTON JR., Kevin	9-0	88:21	9.8	9-24	.375	1-10	.100	4-7	.571	5	15	20	2.2	6	0	6	4	3	4	23	2.6		
Team											24	26	50					18						
Total		19	3800		525-1154	.455	182-533	.341	303-404	.750	200	505	705	37.1	338	8	281	214	58	160	1535	80.8		
Opponents		19	3800		436-1089	.400	155-534	.290	256-353	.725	190	470	660	34.7	359	6	223	283	57	119	1283	67.5		

Team Statistics

	UNM	OPP
Scoring	1535	1283
Points per game	80.8	67.5
Scoring margin	+13.3	-
Field goals-att	525-1154	436-1089
Field goal pct	.455	.400
3 point fg-att	182-533	155-534
3-point FG pct	.341	.290
3-pt FG made per game	9.6	8.2
Free throws-att	303-404	256-353
Free throw pct	.750	.725
F-Throws made per game	15.9	13.5
Rebounds	705	660
Rebounds per game	37.1	34.7
Rebounding margin	+2.4	-
Assists	281	223
Assists per game	14.8	11.7
Turnovers	214	283
Turnovers per game	11.3	14.9
Turnover margin	+3.6	-
Assist/turnover ratio	1.3	0.8
Steals	160	119
Steals per game	8.4	6.3
Blocks	58	57
Blocks per game	3.1	3.0
Winning streak	1	-
Home win streak	11	-
Attendance	132921	43794
Home games-Avg/Game	11-12084	6-7299
Neutral site-Avg/Game	-	2-6011

Team Results

Date	Opponent		Score	Att.
11/05/2025	East Texas A&M	W	76-54	10726
11/08/2025	UT Arlington	W	74-56	11513
11/11/2025	UC Riverside	W	82-68	11689
11/15/2025	at New Mexico St.	L	68-76	8106
11/20/2025	vs Nebraska	L	72-84	5278
11/21/2025	vs Mississippi St.	W	80-78	6743
11/26/2025	Alabama St.	W	93-87	12027
12/01/2025	N.M. Highlands	W	97-47	10164
12/06/2025	Santa Clara	W	98-71	13614
12/10/2025	at VCU	W	81-78	7637
12/14/2025	FGCU	W	75-59	12204
12/20/2025	San Jose St.	W	88-65	12785
12/30/2025	at Boise St.	L	53-62	9980
01/03/2026	Wyoming	W	78-58	13763
01/06/2026	at Colorado St.	W	80-70	3640
01/10/2026	at Air Force	W	91-49	2017
01/13/2026	Grand Canyon	W	87-64	12512
01/17/2026	at San Diego St.	L	79-83	12414
01/21/2026	Fresno St.	W	83-74	11924