

T H E U N I V E R S I T Y O F N E W M E X I C O

# Lobos



## 2026 LOBO SOFTBALL MEDIA GUIDE

   @UNMLOBOSB



## 2026 QUICK FACTS

Name of School \_\_\_\_\_ University of New Mexico  
 Founded \_\_\_\_\_ 1889 by Territorial Legislature  
 Enrollment \_\_\_\_\_ 27,413  
 Nickname \_\_\_\_\_ Lobos  
 School Colors \_\_\_\_\_ Cherry & Silver  
 Conference \_\_\_\_\_ Mountain West  
 Affiliation \_\_\_\_\_ NCAA Division I  
 Venue \_\_\_\_\_ Lobo Softball Field  
 Dimensions \_\_\_\_\_ 205-225-205  
 Capacity \_\_\_\_\_ 1,500  
 President \_\_\_\_\_ Dr. Garnett Stokes  
 Interim Athletic Director \_\_\_\_\_ Ryan Berryman

## PROGRAM HISTORY

First Year of Softball \_\_\_\_\_ 1978  
 All-Time Record \_\_\_\_\_ 1090-1301-4  
 Mountain West Record \_\_\_\_\_ 158-369-1  
 NCAA Tournament Appearances \_\_\_\_\_ 3  
 1980 (AIAW), 1981 (AIAW) and 1983 (NCAA)  
 Last NCAA Postseason Opponent \_\_\_\_\_ Cal St. Fullerton  
 Last NCAA Postseason Result \_\_\_\_\_ CSUF won series 2-1  
 Conference Championships \_\_\_\_\_ 3  
 1980 (Intermountain), 1981 (Intermountain) and 1983 (High Country)

## TEAM INFORMATION

2025 Overall Record \_\_\_\_\_ 21-30-1  
 2025 MW Record \_\_\_\_\_ 6-16 (8th)  
 Returners \_\_\_\_\_ 15  
 Pitchers Returning/Lost \_\_\_\_\_ 4/5  
 Starters Returning/Lost \_\_\_\_\_ 5/4  
 Newcomers \_\_\_\_\_ 10

## SOFTBALL STAFF

Head Coach \_\_\_\_\_ Nicole Orgeron (4th season)  
 Record at UNM \_\_\_\_\_ 56-99-1  
 Career Record \_\_\_\_\_ 225-222-1 (10th season)  
 Assoc. Head Coach Morgan Spearman (4th season)  
 Assistant Coach \_\_\_\_\_ Rachael Hathoot (1st season)  
 Assistant Coach \_\_\_\_\_ Ariel Fifita (1st season)

## COMMUNICATIONS

Softball Contact \_\_\_\_\_ Allison Weiss  
 Email \_\_\_\_\_ allisonweiss@unm.edu  
 Cell Phone (Preferred) \_\_\_\_\_ (661) 313-5402

## DIGITAL MEDIA

Athletics Website \_\_\_\_\_ GoLobos.com  
 Main University Web Site \_\_\_\_\_ unm.edu  
 Conference Website \_\_\_\_\_ TheMW.com  
 X \_\_\_\_\_ @UNMLoboSB  
 Instagram \_\_\_\_\_ @UNMLoboSB  
 Facebook \_\_\_\_\_ @UNMLoboSB

## 2026 SCHEDULE

DATE	OPPONENT	TIME
2/6	Gettman Classic (Waco, Texas)	
2/6	at Baylor	2 p.m.
2/7	Mississippi State	8:30 a.m.
2/7	Northwestern State	11 a.m.
2/8	Wichita State	8 a.m.
2/8	Northwestern State	10:30 a.m.
<b>Mardi Gras Mambo (Youngsville, Louisiana)</b>		
2/13	Louisiana Tech	1 p.m.
2/13	at Southeastern Louisiana University	3 p.m.
2/14	Northwestern State	2 p.m.
2/14	Nicholls	4 p.m.
2/15	Sam Houston	9 a.m.
2/18	at UTEP	2 p.m.
2/20	at Abilene Christian	12 p.m.
2/20	at Abilene Christian	2 p.m.
2/21	at Abilene Christian	11 a.m.
<b>UNM Invitational (Albuquerque, N.M.)</b>		
2/27	UTEP	3 p.m.
2/27	Tarleton State	5:30 p.m.
2/28	Houston Christian	3 p.m.
2/28	Tarleton State	5:30 p.m.
3/1	Houston Christian	11:30 a.m.
<b>Jaguar Classic (Mobile, Alabama)</b>		
3/6	Mississippi State	9 a.m.
3/6	Samford	11:30 a.m.
3/7	Mississippi State	9 a.m.
3/7	at South Alabama	2 p.m.
3/8	Samford	9 a.m.
3/10	at New Mexico State	5 p.m.
3/13	Grand Canyon*	6 p.m.
3/14	Grand Canyon*	2 p.m.
3/15	Grand Canyon*	12 p.m.
3/17	New Mexico State	5 p.m.
3/20	at Colorado State*	1 p.m.
3/21	at Colorado State*	1 p.m.
3/22	at Colorado State*	12 p.m.
3/27	San Diego State*	6 p.m.
3/28	San Diego State*	2 p.m.
3/29	San Diego State*	12 p.m.
4/2	at Boise State*	6 p.m.
4/3	at Boise State*	6 p.m.
4/4	at Boise State*	2 p.m.
4/8	UNLV*	12 p.m.
4/8	UNLV*	2 p.m.
4/11	at Nevada*	4 p.m.
4/12	at Nevada*	1 p.m.
4/17	Fresno State*	6 p.m.
4/18	Fresno State*	2 p.m.
4/19	Fresno State*	12 p.m.
4/24	at San José State*	7 p.m.
4/25	at San José State*	4 p.m.
4/26	at San José State*	1 p.m.
4/30	Utah State*	6 p.m.
5/1	Utah State*	2 p.m.
5/2	Utah State*	12 p.m.
5/6-5/9 Mountain West Softball Championship (Reno, Nevada)		

**Bold** denotes home games  
 \*denotes Mountain West game  
 All times listed are Mountain Time  
 Game times are subject to change

## TABLE OF CONTENTS

QUICK FACTS/SCHEDULE	2
ROSTER	3-4
<b>COACHING STAFF &amp; PLAYERS</b>	
HEAD COACH NICOLE ORGERON	5-7
ASSOC. HEAD COACH MORGAN SPEARMAN	8
ASSISTANT COACH RACHAEL HATHOOT	9
ASSISTANT COACH ARIEL FIFTA	9
PLAYER PAGES	10-41
CAREER GAME-BY-GAME STATS	42-45
RECAP	46-56
<b>RECORDS</b>	
CAREER RECORDS	58-60
SINGLE-SEASON RECORDS	61-64
SINGLE-GAME TEAM RECORDS	65-67
SINGLE-GAME INDIVIDUAL RECORDS	68-69
<b>HISTORY</b>	
YEAR-BY-YEAR	71-82
ALL-TIME RESULTS	83
ALL-TIME SERIES VS. OPPONENTS	84-100
STATISTICAL HISTORY BY YEAR	101
OFFENSIVE LEADERS BY YEAR	102-103
COACHING HISTORY	104
AWARDS AND HONORS	105-106
<b>LETTERWINNERS</b>	
ALL-TIME LETTERWINNERS	108-109
<b>THIS IS UNM</b>	
LOBO SOFTBALL FIELD	110-111
THIS IS NEW MEXICO	112-114

## CONTACT

All interviews with UNM student-athletes and coaches should be coordinated through the athletics communications office. Interviews may be arranged by contacting Allison Weiss in the athletics communications office (allisonweiss@unm.edu). All interview requests should be made at least 24 hours in advance.

## GOLOBOS.COM

You can find updated statistics, releases, bios and history of Lobo Softball at [www.GoLobos.com](http://www.GoLobos.com)

## SOCIAL MEDIA

Fans can keep up with the UNM softball team and Lobo Athletics by following the accounts on X, Instagram and Facebook.



Official UNM Accounts  
 @UNMLoboSB | @UNMLoboAthletics



Official UNM Accounts  
 @UNMLoboSB | @UNMLoboAthletics



Official UNM Accounts  
 @UNMLoboSB | @NewMexicoLobos





**DeNae Vasquez-Dickson**  
OF • 5-4 • JR. • L/L  
Grapevine, Texas



**Gabrielle Briones**  
UTIL • 5-3 • RS-SO. • R/R  
Mesquite, Texas



**Caprice Barela**  
P • 5-6 • FR. • L/R  
Las Cruces, N.M.



**Ella Dawson**  
UTIL • 5-9 • SO. • R/R  
Aldie, Va.



**Estrella Rowe**  
INF • 5-7 • FR. • R/R  
Friendswood, Texas



**Alyssa Hensgen**  
P • 5-11 • FR. • R/R  
Lakewood, Calif.



**Caitlin Benningfield**  
UTIL • 5-9 • FR. • R/R  
Round Rock, Texas



**Arianna Capek**  
P • 5-6 • FR. • R/R  
Canyon Lake, Texas



**Jewels Hanawahine**  
INF • 5-9 • JR. • R/R  
Waimanalo, Hawai'i



**Allie Williams**  
OF • 5-5 • SO. • R/R  
Houston, Texas



**Melanie Macias**  
INF • 5-6 • FR. • R/R  
Albuquerque, N.M.



**Briana Williams**  
OF • 5-5 • FR. • L/R  
Denton, Texas



**Mya Pacheco**  
INF • 5-3 • RS-FR. • R/R  
Rio Rancho, N.M.



**Alexa Wilde**  
UTIL • 5-7 • FR. • R/R  
Phoenix, Ariz.



**Grace Rana**  
C • 5-6 • SR. • R/R  
Queen Creek, Ariz.



**Allysen Pitcox**  
C • 5-6 • FR. • R/R  
Seal Beach, Calif.



**McKenna Guest**  
P • 5-6 • JR. • R/R  
Pattonville, Texas



**Georgia Heathcock**  
UTIL • 5-8 • SR. • R/R  
Little Elm, Texas



**Jasmyln Lloyd**  
UTIL • 5-4 • RS-FR. • R/R  
Grand Prairie, Texas



**Hayden Luderer**  
UTIL • 5-5 • JR. • R/R  
Thousand Oaks, Calif.



**Jessica DeLeon**  
C • 5-7 • SO. • L/L  
San Marcos, Texas



**Tenzly Martin**  
C • 5-6 • FR. • R/R  
Alvarado, Texas



**Miracle McKenzie**  
INF • 5-10 • SO. • R/R  
Long Beach, Calif.



**MiaLani Ocampo**  
UTIL • 5-4 • FR. • L/R  
Gilbert, Ariz.



**Marina Tinari**  
UTIL • 5-4 • JR. • L/L  
Castle Rock, Colo.



**Nicole Orgeron**  
Head Coach



**Morgan Spearman**  
Associate Head Coach



**Rachael Hathoot**  
Assistant Coach



**Ariel Fifita**  
Assistant Coach



## NUMERICAL ROSTER

#	NAME	POS	HT	YR	B/T	HOMETOWN (PREVIOUS SCHOOL)
00	DeNae Vasquez-Dickson	OF	5-4	Jr.	L/L	Grapevine, Texas (Colleyville Heritage HS)
1	Gabrielle Briones	INF	5-3	RS-So.	R/R	Mesquite, Texas (Mesquite HS)
2	Caprice Barela	P	5-6	So.	L/R	Las Cruces, N.M. (Centennial HS)
3	Ella Dawson	UTIL	5-9	So.	R/R	Aldie, Va. (John Champe HS)
5	Estrella Rowe	INF	5-7	Fr.	R/R	Friendswood, Texas (Clear Brook HS)
6	Alyssa Hensgen	P	5-11	Fr.	R/R	Lakewood, Calif. (Mayfair HS)
7	Caitlin Benningfield	UTIL	5-9	Fr.	R/R	Round Rock, Texas (Cedar Ridge HS)
8	Arianna Capek	P	5-6	Fr.	R/R	Canyon Lake, Texas (Smithson Valley HS)
9	Jewels Hanawahine	INF	5-9	Jr.	R/R	Waimanalo, Hawaii (Kamehameha Kapalama)
10	Allie Williams	OF	5-5	So.	R/R	Houston, Texas (Episcopal HS)
12	Melanie Macias	INF	5-6	Fr.	R/R	Albuquerque, N.M. (Atrisco Heritage Academy)
13	Briana Williams	OF	5-5	Fr.	L/R	Denton, Texas (John H. Guyer HS)
14	Mya Pacheco	INF	5-3	RS-Fr.	R/R	Rio Rancho, N.M. (V. Sue Cleveland HS)
17	Alexa Wilde	UTIL	5-7	Fr.	R/R	Phoenix, Ariz. (Pinnacle HS)
18	Grace Rana	C	5-6	Sr.	R/R	Queen Creek, Ariz. (Queen Creek HS)
21	Allysen Pitcox	C	5-6	Fr.	R/R	Seal Beach, Calif. (Los Alamitos HS)
23	McKenna Guest	P	5-6	Jr.	R/R	Pattonville, Texas (Prairiland HS)
24	Georgia Heathcock	UTIL	5-8	Sr.	R/R	Little Elm, Texas (UC San Diego)
26	Jasmyn Lloyd	UTIL	5-4	RS-Fr.	R/R	Grand Prairie, Texas (South Grand Prairie HS)
27	Hayden Luderer	UTIL	5-5	Jr.	R/R	Thousand Oaks, Calif. (Louisville HS)
28	Jessica DeLeon	C	5-7	So.	L/L	San Marcos, Texas (San Marcos HS)
33	Tenzly Martin	C	5-6	Fr.	R/R	Alvarado, Texas (Venus HS)
34	Miracle McKenzie	INF	5-10	So.	R/R	Long Beach, Calif. (St. Anthony HS)
44	MiaLani Ocampo	UTIL	5-4	Fr.	L/R	Gilbert, Ariz. (Highland HS)
77	Marina Tinari	UTIL	5-4	Jr.	L/L	Castle Rock, Colo. (Florida Gulf Coast)

## COACHING STAFF

Head Coach: Nicole Orgeron	4th season	Eastern New Mexico
Associate Head Coach: Morgan Spearman	4th season	Angelo State
Assistant Coach: Rachael Hathoot	1st season	New Mexico
Assistant Coach: Ariel Fifita	1st season	Utah State

## HOME

### ARIZONA (3)

MiaLani Ocampo, Grace Rana, Alexa Wilde

### CALIFORNIA (4)

Alyssa Hensgen, Hayden Luderer, Miracle McKenzie, Allysen Pitcox

### COLORADO (1)

Marina Tinari

### HAWAII (1)

Jewels Hanawahine

### NEW MEXICO (3)

Caprice Barela, Melanie Macias, Mya Pacheco

### TEXAS (12)

Caitlin Benningfield, Gabrielle Briones, Arianna Capek, Jessica DeLeon, McKenna Guest, Georgia Heathcock, Jasmyn Lloyd, Tenzly Martin, Estrella Rowe, DeNae Vasquez-Dickson, Allie Williams, Briana Williams

### VIRGINIA (1)

Ella Dawson

## PRONUNCIATION GUIDE

(AUDIO IS ALSO AVAILABLE FOR ALL PLAYERS IN THEIR BIOS ONLINE)

5 ESTRELLA ROWE	Eh-stray-ya Row
6 Alyssa HENSGEN	Hens-gin (gin as like in begin) Cap-ICK
8 Arianna CAPEK	HA-nah-WHA-he-nay
9 Jewels HANAWAHINE	Pa-CHECK-o
14 Mya PACHECO	RAIN-ah
18 Grace RANA	Lew-DUR-urr
27 Hayden LUDERER	Ten-Z-lee
33 TENZLY Martin	
44 MiaLani OCAMPO	Mi-uh-Lonnie O-COM-po

ORGERON	O-ger-ON
HATHOOT	hat-WHO-T
FIFITA	Fa-FEE-ta

## CLASS

### SENIORS (2)

24 Georgia Heathcock	UTIL
18 Grace Rana	C

### JUNIORS (5)

23 McKenna Guest	P
9 Jewels Hanawahine	INF
27 Hayden Luderer	UTIL
77 Marina Tinari	UTIL
00 DeNae Vasquez-Dickson	OF

### SOPHOMORES (6)

2 Caprice Barela	P
1 Gabrielle Briones (RS)	INF
3 Ella Dawson	UTIL
28 Jessica DeLeon	C
34 Miracle McKenzie	INF
10 Allie Williams	OF

### FRESHMEN (12)

7 Caitlin Benningfield	UTIL
8 Arianna Capek	P
6 Alyssa Hensgen	P
26 Jasmyn Lloyd (RS)	UTIL
12 Melanie Macias	INF
33 Tenzly Martin	C
44 MiaLani Ocampo	UTIL
14 Mya Pacheco (RS)	INF
21 Allysen Pitcox	C
5 Estrella Rowe	INF
17 Alexa Wilde	UTIL
13 Briana Williams	OF

## POSITIONAL BREAKDOWN

### PITCHERS (4)

2 Caprice Barela
8 Arianna Capek
23 McKenna Guest
6 Alyssa Hensgen

### CATCHERS (4)

28 Jessica DeLeon
33 Tenzly Martin
21 Allysen Pitcox
18 Grace Rana

### INFELDERS (6)

1 Gabrielle Briones
9 Jewels Hanawahine
12 Melanie Macias
34 Miracle McKenzie
13 Mya Pacheco
5 Estrella Rowe

### OUTFIELDERS (3)

00 DeNae Vasquez-Dickson
10 Allie Williams
13 Briana Williams

### UTILITY (8)

7 Caitlin Benningfield
3 Ella Dawson
24 Georgia Heathcock
26 Jasmyn Lloyd
27 Hayden Luderer
44 MiaLani Ocampo
77 Marina Tinari
17 Alexa Wilde





ORGERON



## HEAD COACH | NICOLE ORGERON

Nicole Orgeron enters her fourth season as head coach of the Lobo softball program in 2025-26. Hired on June 3, 2022, Orgeron is the sixth head coach in program history.

In addition to head coach duties, Orgeron works with the pitchers and catchers.

The Lobos took significant statistical strides in her first three years in Albuquerque, producing numbers and wins that hadn't been achieved in several years. This past season, the Lobo pitching staff finished with a 3.99 ERA, the lowest since 2005 with eight shutouts, the most since 2004. UNM's staff allowed 385 hits, the fewest since 2011 and 235 runs, the fewest since 2008. The 271 strikeouts were the fifth most in a single season in program history with the 5.63 strikeouts per seven innings the second best in program history.

Previously, Orgeron worked with the infielders in 2025, with UNM committing 48 errors, tying the program record for fewest errors in a season, which was also done in 2007, and had a program-best .966 fielding percentage. The Lobos cut down their errors by 12 from 2024 and improved their fielding percentage by .007. At the plate, UNM's 75 doubles were the most since 2009 and the 204 strikeouts the fewest since 2017. The doubles were also the sixth most in program history, the 160 walks were the ninth most in program history and 205 RBI the 10th most in a single season in program history. The Lobos finished second in the MW in batters struck out and first in batters struck out looking, and at the plate, fourth in doubles and walks. Nationally, the Lobos were 57th in the NCAA in doubles, 18th in sacrifice bunts, 57th in team strikeouts per seven innings and 64th in shutouts.

UNM had three players earn all-conference honors with Ashley Archuleta earning First Team All-Mountain West for the third time, McKenna Guest earning Second Team All-Mountain West and Allie Williams earning All-Mountain West Honorable Mention. During the season, the Lobos picked up five weekly conference awards with one pitcher of the week and four freshman of the week awards.

Archuleta closed her career producing her best offensive numbers as a Lobo with 62 hits, a .411 batting average, .413 on-base percentage and .474 slugging percentage, as well as 13 doubles, five triples, 22 walks and 91 total bases. Her .411 batting average was the best batting average in a season by a Lobo since 2014 and her .500 on-base percentage was tied for the third best in program history. In the circle, Guest was equally as masterful, finishing with 139 strikeouts, a 6.84 strikeouts per seven innings, a 3.15 ERA and finished with 15 wins and five shutouts. Her strikeouts per seven innings were the third most in a single season in program history, her ERA the lowest by a Lobo since 2005, her wins the most by a Lobo since 2008 and her shutouts the most by a Lobo since 2004. She increased her strikeouts by 49 between her freshman and sophomore season, while bringing down her ERA by 1.90, her hits allowed by 15, walks by 14 and runs allowed by 32, throwing nine complete games and over 142 innings both years. Williams was one of three freshmen to earn all-conference honors with her hits in conference tied for 14th among conference players but were the most by a freshman in the conference, and her doubles tied for sixth but were also the most by a freshman this season.

Orgeron also became the first head coach in program history to win the season opener in their first three seasons, with two also coming by run-rule. Further, the 8-0 win over Texas A&M-Corpus Christi to start the 2025 season was the first time since 2017 that the Lobos have opened the season with a shutout.

In the 2024 season, the Lobos won in Boise for the first time since 2016 and won against Boise State for the first time since 2021. In addition, the Lobos' sweep of Utah State was the first sweep of a Mountain West opponent since 2016 and the first sweep of the Aggies since 1989; the Lobos earned their first win over UNLV since 2021 and beat Fresno State twice for the series win after having only nine wins total all-time against the Bulldogs entering the season. Statistically, UNM finished with 60 errors with the last time the team finished with 60 or fewer errors was back in 2014. The Lobos had three players earn Mountain West Freshman of the Week awards (McKenna Guest, DeNae Vasquez-Dickson and Katherine Brunner), the second most among MW schools, with the freshmen finishing among the top of the NCAA in several statistical categories. Through the regular season, Guest's 40 appearances tied for fourth in the NCAA, but most among freshmen, and tied for the third most in a season in program history. In addition, her 24 starts tied for the sixth most by a freshman pitcher in the NCAA and her 147.0 innings tied for the 11th most by a freshman pitcher. For Vasquez-Dickson, her 15 sac bunts were the most by a freshman in the NCAA, led the MW and third in the NCAA.

In the last three years, UNM has had nine MW Freshmen of the Week, two MW Players of the Week and three MW Pitchers of the Week. In addition, UNM has produced four First Team All-Mountain West recipients, one Second Team All-Mountain West recipient and one All-Mountain West Honorable Mention.

Further, in her first two years, the Lobos stole 77 bases, the most in a two-year span since 2013-14 (85) and turned a combined 41 double plays, the most in a two-year span since 2015-16 (also 41). In the season opener against Tennessee State, Keyannah Chavez finished with three stolen bases, the most for a Lobo in a single game since 2017, and as a team, the Lobos had six stolen bases, the most in a game since 2018. The Lobos beat that mark on Feb. 16 against Marist, stealing seven bases, the most in a single game for the Lobos since 2010.

In her first season, UNM's .299 batting average was the best since 2015 and tied the best average for the program in the last 11 years. The 399 hits and 231 runs scored were the most since 2015 and 2016, respectively, and the 214 RBI and .368 on-base percentage were the highest since 2015. The team's 14 triples were the most in a single season since 2010 and the Lobos' 40 stolen bases were the most since 2013. Defensively, the Lobos led the MW with 22 double plays, the most turned since 2015 and the four shutouts were the most since 2013.

Additionally, UNM jumped in the NCAA rankings from the year prior in eight categories: batting average (a ranking improvement of 86 spots), triples per game (88 spots), stolen bases per game (87 spots), runs (49 spots), on-base percentage (46 spots), slugging percentage (12 spots), shutouts (16 spots) and double plays turned (141 spots). The Lobos ranked 45th in batting average, 27th in double plays per game, 29th in triples per game, 68th in on-base percentage and 88th in slugging percentage.

It didn't take long to see the potential as with UNM's season-opening win over Nicholls, Orgeron became just the second Lobo head coach in program history to win in their coaching debut, doing so with the largest margin of victory (12-3 in five innings). Three games later, Orgeron and the Lobos made more history, beating No. 19 Oregon State 8-0 in five innings for UNM's first win over a ranked opponent since 2016 and UNM's first run-rule win over a ranked opponent since 2012.

During the season, Orgeron guided the Lobos to their first series win over Nevada since 2015, UNM's 8-0 win over SJSU on March 25 was the first shutout against the Spartans since May 8, 2015, and the 12 runs scored against CSU on April 16 were the most runs the Lobos have scored against the Rams since April 15, 2016. In the March 19th win at Utah State, the Lobos finished with 18 hits, 15 runs and struck out 14 Aggies, with the 18 hits the most since 2018 and the 15 runs were the most since 2019. The 15 runs were the most against the Aggies since April 26, 2014, and the 14 strikeouts by Amber Linton were the most in a game by a Lobo since 2013.

Among the conference, UNM had players in the top four in the MW in batting average (Rachael Hathoot second at .396 and Peyton Robinson fourth at .380), two players in the top 5 in the MW in hits (Robinson fourth at 60 and Hathoot fifth at 59), two players in the top 2 in triples (Hathoot first at seven and Ashley Archuleta tied for second at 5) and had two MW Player of the Week,



one Pitcher of the Week and two Freshman of the Week honors.

UNM produced two All-Mountain West First Team members in Archuleta and Hathoot, who each had their best seasons in a Lobo uniform.

Hathoot produced her best season in her previous three years as a Lobo with 59 hits, nine doubles, seven triples, 31 RBI, 91 total bases, 12 walks, 38 runs scored, a .396 batting average, .452 on-base percentage and .611 slugging percentage and her seven triples tied for the third most in a single season in program history, last done in 1998. Her 59 hits were more than her freshman and sophomore seasons combined, as were her total bases. Further, she had a career-best 15-game hit streak and career-best 20-game streak of reaching base, while also leading the team with 18 multiple hit games, five games with three hits and had seven multiple RBI games with a career-high five RBI against NMSU. Among the MW, the Lobo led the MW in triples and assists (114), was second in fielding double plays, second in batting average, fifth in hits, eighth in slugging percentage and total bases and ninth in on-base percentage. Archuleta finished with 43 hits, four doubles, five triples (tied for the ninth most in a single season in program history) and three home runs, 25 RBI and 66 total bases, had a .508 slugging percentage, .331 batting average and .401 on-base percentage. She finished her best season as a Lobo in terms of home runs, triples, batting average, slugging percentage and stolen bases.

In the circle, Amber Linton recorded a MW-best 164 strikeouts and set a program record in strikeouts per game at 7.24, besting her own program record of 6.97 she set in 2022. Her 14 complete games doubled her total from the previous year and she also registered 15 games with five or more strikeouts and three games with 10-plus strikeouts, an improvement over last season as well.

Nationally, Hathoot finished 53rd in the NCAA in batting average, fifth in triples and seventh in triples per game, Archuleta finished 28th in triples and 30th in triples per game, Robinson finished 30th in sacrifice bunts and Linton finished 58th in strikeouts.

At the conclusion of the 2024 season, the Lobos added another All-Mountain West First Team selection in Hathoot, with Hathoot becoming just the third two-time first team recipient in program history and one of 13 Lobos all-time to earn multiple MW all-conference postseason awards. On the season, Hathoot carried a career-best 27-game streak of reaching base and a 17-game hitting streak with a career-best 20 multiple hit games. Additionally, she led the Lobos with an overall batting average of .382, 66 hits and 37 runs scored with her 66 hits the most for a Lobo since Mariah Rimmer's 67 in 2016 and the 8th-most hits in a single season in program history.

In Orgeron's three years, the Lobos also cultivated a standard of success in the classroom, producing the two highest GPAs in program history during the 2023-24 academic year after establishing a program record of 3.59 in the fall and besting that with a 3.63 in the spring. Additionally, the Lobos added a 3.58 GPA in the fall of 2024 for the third-highest GPA in program history, and a new program record of a 3.70 GPA in spring 2025, signifying the last four semesters having been the four highest in program history. In the last six semesters under Orgeron, the team GPA has improved from 3.47 to 3.70, with the Lobos posting the best academic year in program history with a 3.64 in the 2024-25 academic year. The Lobos had a program-record 16 on the Spring 2023 Academic All-Mountain West Team and a program-record 12 named a MW Scholar-Athlete, which improved to a MW- and program-best 20 MW Scholar-Athletes in 2024 and 14 on the Spring 2024 Academic All-Mountain West Team.

The Lobos have also made a commitment to giving back to the community, earning the Lobo Spirit of Service award in 2025 after serving the most hours of community service in the athletic department with a total of 573 hours.

Prior to arriving at UNM, Orgeron spent six seasons as the head coach at Stephen F. Austin, with the Ladyjacks surpassing 30 wins in four of five seasons and were on pace for another stellar result in the shortened 2020 season with a 19-4 record. Through her six seasons, Orgeron compiled a 169-123 record and was named the 2021 Southland Conference Coach of the Year.

Before taking the helm at SFA, Orgeron gained experience as the head coach at Tyler Junior College (2013-16) and a spent a year as the head coach at Paris Junior College (2012-13). Orgeron got her start in coaching as a graduate assistant at Hardin-Simmons in 2008 before getting her first coaching job as an assistant coach at Howard College in 2010.

Orgeron earned a B.S. in health and physical education from Eastern New Mexico in 2008 and earned a master's in sports management and kinesiology from Hardin-Simmons in 2009.

Orgeron and her partner Christine Orgeron have two dogs, Tyler and Charlie, and a cat, Jacks.



# COACH ORGERON ALL-TIME RECORDS

OPPONENT	SERIES	H	A	N
Abilene Christian	9-11	2-4	7-7	
Alabama State	2-0			2-0
Arizona State	0-1		0-1	
Arkansas-Pine Bluff	1-0			1-0
Austin Peay	1-0			1-0
Baylor	1-3	0-1	1-2	
Belmont	1-0			1-0
Boise State	2-6	1-4	1-2	
Bowling Green	0-1			0-1
Buffalo	3-0			3-0
Butler	1-1			1-1
Cal	0-1			0-1
Cal State Bakersfield	2-0	2-0		
Central Arkansas	6-6	2-1	4-4	0-1
Charlotte	1-0			1-0
Chattanooga	0-1			0-1
Cleveland State	0-1			0-1
Colorado State	3-4	3-2	0-2	
Coppin State	1-0			1-0
Creighton	1-0			1-0
Drake	1-0			1-0
Evansville	0-1			0-1
Fordham	0-1			0-1
Fresno State	2-7	2-1	0-6	
Georgia State	0-1			0-1
Grambling State	1-0			1-0
Grand Canyon	1-3		0-2	1-2
Hawaii'i	1-1		1-1	
Hofstra	1-0			1-0
Houston	1-4		0-4	1-0
Houston Baptist (now HCU)	12-3	7-2	5-0	0-1
Illinois	1-0			1-0
Illinois State	0-1			0-1
Incarnate Word	11-1	2-1	9-0	
Indiana	1-0			1-0
Jackson State	3-0	1-0		2-0
Jacksonville	1-1			1-1
Jacksonville St.	1-0			1-0
Kansas	0-3			0-3
Kent State	1-0			1-0
Lamar	15-6	7-5	8-1	
Louisiana	0-3		0-3	
Louisiana-Monroe	6-3	1-1	4-2	1-0
LSU	0-6		0-6	
Louisiana Tech	2-4	2-1	0-2	0-1
Manhattan	1-0			1-0
Marist	2-0			2-0
Maryland	1-0			1-0
McNeese	4-10	4-3	0-5	0-2
Memphis	3-0	2-0		1-0
Middle Tennessee	4-0	1-0		3-0
Minnesota	0-1			0-1
Mississippi State	1-5		1-5	
Mississippi Valley	2-1			2-1
Missouri	0-1		0-1	
Missouri State	1-5		0-1	1-4
Montana	1-0			1-0
Nebraska	0-2			0-2
Nevada	2-7	2-4	0-3	
New Mexico	2-0			2-0
New Mexico State	1-5	1-1	0-4	
Nicholls	5-5	4-2	1-3	
North Dakota	1-1			1-1
North Texas	0-6		0-6	
Northern Iowa	2-0			2-0
Northwestern State	9-3	6-3	1-0	2-0
Oklahoma State	0-1			0-1
Ole Miss	0-3		0-3	
Oregon	0-1			0-1
Oregon State	1-1			1-1
Pacific	0-1			0-1
Penn	1-0			1-0
Pitt	0-1			0-1
Prairie View	6-0	2-0	4-0	
Purdue	2-0			2-0
Sam Houston State	13-7	5-1	8-5	0-1
San Diego	1-0			1-0
San Diego State	0-8	0-2	0-6	
San Jose State	5-4	4-2	1-2	
Santa Clara	0-1			0-1
Seattle	2-0			2-0
South Alabama	2-3		2-3	
South Dakota State	0-1			0-1
Southeastern La.	1-3		1-2	0-1
Southern	3-0			3-0
Southern Illinois	0-1			0-1
Southern Miss	1-1		1-1	
St. John's	0-0-1			0-0-1
St. Joseph's	2-0			2-0
St. Thomas	1-1			1-1
Stephen F. Austin	1-1			1-1
Syracuse	0-1			0-1
Tarleton State	6-3	2-1	3-1	1-1
Tennessee State	1-0			1-0
Tennessee Tech	1-1			1-1
Texas Arlington	2-3	1-1	1-2	
Texas A&M	0-5		0-5	
Texas A&M-CC	9-1	3-0	5-1	1-0
Texas Southern	10-0	3-0	4-0	3-0
Texas State	0-2		0-2	
Texas Tech	0-7	0-1	0-4	0-2
Toledo	1-0			1-0
UConn	0-1			0-1
UC San Diego	1-0		1-0	
UMKC	0-2			0-2
UNLV	2-6	1-2	1-4	
USC Upstate	0-1			0-1
UTEP	2-5	2-2	0-3	
Utah State	4-4	3-0	1-4	
UT Martin	1-0			1-0
Valparaiso	1-0			1-0
Washington	0-1			0-1
Western Kentucky	0-2			0-2
Western Michigan	3-0			3-0
	225-222-1	78-48	76-120	71-53-1

# COACH ORGERON UNM RECORDS

OPPONENT	SERIES	H	A	N
Abilene Christian	0-2		0-2	
Alabama State	2-0			2-0
Arizona State	0-1		0-1	
Boise State	2-6	1-4	1-2	
Buffalo	3-0			3-0
Cal	0-1			0-1
Cal State Bakersfield	2-0	2-0		
Charlotte	1-0			1-0
Chattanooga	0-1			0-1
Cleveland State	0-1			0-1
Colorado State	3-4	3-2	0-2	
Creighton	1-0			1-0
Fordham	0-1			0-1
Fresno State	2-7	2-1	0-6	
Grand Canyon	0-2		0-2	
Hawaii'i	1-1		1-1	
Houston	1-2		0-2	1-0
Houston Christian	2-1		2-0	0-1
Louisiana	0-1		0-1	
LSU	0-2		0-2	
Manhattan	1-0			1-0
Marist	2-0			2-0
McNeese	0-1		0-1	
Minnesota	0-1			0-1
Mississippi State	0-2		0-2	
Montana	1-0			1-0
Nebraska	0-2			0-2
Nevada	2-7	2-4	0-3	
New Mexico State	1-5	1-1	0-4	
Nicholls	1-0		1-0	
North Dakota	1-1			1-1
North Texas	0-2		0-2	
Northwestern State	1-0			1-0
Oklahoma State	0-1			0-1
Oregon State	1-1			1-1
Pacific	0-1			0-1
Penn	1-0			1-0
Sam Houston	0-1		0-1	
San Diego	1-0			1-0
San Diego State	0-8	0-2	0-6	
San Jose State	5-4	4-2	1-2	
Santa Clara	0-1			0-1
St. John's	0-0-1			0-0-1
St. Joseph's	2-0			2-0
St. Thomas	1-1			1-1
Stephen F. Austin	1-1			1-1
Tarleton State	0-1		0-1	
Tennessee State	1-0			1-0
Texas A&M- CC	1-0			1-0
Texas Southern	2-0			2-0
Texas State	0-2		0-2	
Texas Tech	0-6	0-1	0-4	0-1
Toledo	1-0			1-0
UConn	0-1			0-1
UC San Diego	1-0		1-0	
UNLV	2-6	1-2	1-4	
Utah State	4-4	3-0	1-4	
UTEP	2-5	2-2	0-3	
Washington	0-1			0-1
	56-99-1	21-21	9-60	26-18-1

## RANKED WINS AT UNM

No. 19 Oregon State 8-0 (5) 2/11/23

## OVERALL RANKED WINS

No. 16 Indiana 1-0 3/1/19  
 No. 24 Mississippi St. 1-0 2/10/19  
 No. 25 Illinois 7-2 2/23/19  
 No. 19 Oregon State 8-0 (5) 2/11/23

## YEAR-BY-YEAR

YEAR	SCHOOL	OVERALL	CONFERENCE
2025	New Mexico	21-30-1 (.413)	6-16 (.273)
2024	New Mexico	16-38 (.296)	8-14 (.364)
2023	New Mexico	19-31 (.380)	6-16 (.273)
2022	Stephen F. Austin	31-27 (.534)	18-6 (.750)
2021	Stephen F. Austin	35-12 (.745)	25-2 (.926)
2020	Stephen F. Austin	19-4 (.826)	3-0 (1.000)
2019	Stephen F. Austin	36-23 (.610)	18-9 (.667)
2018	Stephen F. Austin	31-24 (.564)	18-9 (.667)
2017	Stephen F. Austin	17-33 (.340)	9-15 (.375)
2016	Tyler JC	60-6 (.909)	27-1 (.964)
2015	Tyler JC	39-18 (.684)	18-10 (.643)
2014	Tyler JC	Hired to start softball program	
2013	Paris JC		
2012	Paris JC		

## COACHING HISTORY

2017-22: Stephen F. Austin, Head Coach  
 2013-16: Tyler Junior College, Head Coach  
 2012-13: Paris Junior College, Head Coach  
 2010-12: Howard College, Assistant Coach  
 2008-09: Hardin-Simmons, Graduate Assistant



## ASSOCIATE HEAD COACH | MORGAN SPEARMAN



Morgan Spearman enters her fourth overall season with the Lobos, and her first season as an associate head coach, in 2025-26 after joining the program in June 2022. Spearman's primary responsibilities are overseeing the hitting and working with the outfielders, as well as overseeing the team's academics.

The Lobos took significant statistical strides in the last three years, producing numbers and wins that hadn't been achieved in several years.

This past season, UNM's 75 doubles were the most since 2009 and the 204 strikeouts the fewest since 2017. The doubles were also the sixth most in program history, the 160 walks were the ninth most in program history and 205 RBI the 10th most in a single season in program history. The Lobos finished fourth in the MW in doubles and walks and second in sac bunts with 42. Nationally, the Lobos were 57th in the NCAA in doubles and 18th in sacrifice bunts.

UNM had two position players pick up all-conference awards with Ashley Archuleta earning First Team All-Mountain West for the third time (the first Lobo to do so since teams were designated in 2014) following her best offensive numbers as a Lobo and Allie Williams earning All-Mountain West Honorable Mention. Williams was one of three freshmen to earn all-conference honors. Her hits tied for 14th among conference players but were the most by a freshman in the conference, and her doubles tied for sixth but were also the most by a freshman this season. Archuleta closed her career producing her best offensive numbers as a Lobo with 62 hits, a .411 batting average, .413 on-base percentage and .474 slugging percentage, as well as 13 doubles, five triples, 22 walks and 91 total bases. Her .411 batting average was the best batting average in a season by a Lobo since 2014 and her .500 on-base percentage was tied for the third best in program history.

In addition, UNM had two freshmen hitters win MW Freshman of the Week in Miracle McKenzie and Jessica DeLeon, with DeLeon's coming after a 5-5 outing in game one at Utah State, the first Lobo to record five hits in a game and also go 5-5 at the plate.

In 2024, the Lobos won in Boise for the first time since 2016 and won against Boise State for the first time since 2021. In addition, the Lobos' sweep of Utah State was the first sweep of a Mountain West opponent since 2016 and the first sweep of the Aggies since 1989; the Lobos earned their first win over UNLV since 2021 and beat Fresno State twice for the series win after having only nine wins total all-time against the Bulldogs entering the season. The Lobos had three players earn Mountain West Freshman of the Week awards (McKenna Guest, DeNae Vasquez-Dickson and Katherine Brunner), the second most among MW schools, with Vasquez-Dickson's 15 sac bunts the most by a freshman in the NCAA, led the MW and third in the NCAA.

In her first year working with the hitters, Spearman guided the Lobos to results that hadn't been achieved in several years. UNM's .299 batting average was the best since 2015 and tied the best average for the program in the last 11 years. The 399 hits and 231 runs scored were the most since 2015 and 2016, respectively, and the 214 RBI and .368 on-base percentage were the highest since 2015. The team's 14 triples were the most in a single season since 2010 and the Lobos made improvements in batting average, on-base percentage, runs scored, hits, and slugging percentage.

Additionally, UNM jumped in the NCAA rankings offensively from the year prior in: batting average (a ranking improvement of 86 spots), triples per game (88 spots), stolen bases per game (87 spots), runs (49 spots), on-base percentage (46 spots), slugging percentage (12 spots). The Lobos ranked 45th in batting average, 29th in triples per game, 68th in on-base percentage and 88th in slugging percentage.

Among the conference, UNM had players in the top four in the MW in batting average (Rachael Hathoot second at .396 and Peyton Robinson fourth at .380), two players in the top 5 in MW in hits (Robinson fourth at 60 and Hathoot fifth at 59) and two players in the top 2 in triples (Hathoot first at seven and Ashley Archuleta tied for second at 5).

Hathoot produced her best season as a Lobo with 59 hits, nine doubles, seven triples, 31 RBI, 91 total bases, 12 walks, 38 runs scored, a .396 batting average, .452 on-base percentage and .611 slugging percentage and her seven triples tied for the third most in a single season in program history, last done in 1998. Her 59 hits were more than her freshman and sophomore seasons combined, as were her total bases. Archuleta finished with 43 hits, four doubles, five triples (tied for the ninth most in a single season in program history) and three home runs, 25 RBI and 66 total bases, had a .508 slugging percentage, .331 batting average and .401 on-base percentage. She finished her best season as a Lobo in terms of home runs, triples, batting average, slugging percentage and stolen bases.

Nationally, Hathoot finished 53rd in the NCAA in batting average, fifth in triples and seventh in triples per game, Archuleta finished 28th in triples and 30th in triples per game and Robinson finished 30th in sacrifice bunts.

Hathoot improved on that in the most recent season, carrying a career-best 27-game streak of reaching base and a 17-game hitting streak with a career-best 20 multiple hit games. Additionally, she led the Lobos with an overall batting average of .382, 66 hits and 37 runs scored with her 66 hits the most for a Lobo since Mariah Rimmer's 67 in 2016 and the 8th-most hits in a single season in program history.

Spearman also oversees the academics of the program, which was turned in the highest GPAs in program history over the last three semesters. The Lobos had the two highest GPAs in program history during the 2023-24 academic year after establishing a program record of 3.59 in the fall and besting that with a 3.63 in the spring. Additionally, the Lobos added a 3.58 GPA in the fall of 2024, the third-highest GPA in program history. Overall, the last four semesters have produced four of the top-5 highest GPAs in the last 10 years.

Previous to serving as the assistant coach at SFA, Spearman was an assistant coach at Eastern New Mexico from 2016-17 and was a graduate assistant at her alma mater, Angelo State, from 2014-16.

Spearman played collegiately at Angelo State from 2011-14, earning All-America honors in 2013 and 2014. Further, she was named to the first team all-region and a NFCA Third Team All-American in 2013 and in 2014, was named to the NFCA All-America First Team and named the Division II Softball Player of the Year Honda Cup Award winner. An outfielder, Spearman was the Lone Star Conference Player of the Year in 2014, and broke Angelo State and Lone Star Conference single-season records her senior season after hitting .506.



## ASSISTANT COACH | RACHAEL HATHOOT



An Albuquerque native and Lobo letterwinner returns to The University of New Mexico as an assistant coach as Head Coach Nicole Orgeron hired Rachael Hathoot in July 2025 to oversee the defense and also serve as director of operations.

During her career, which spanned from 2020-24, Hathoot played and started in 176 games, and was twice named to the Mountain West All-Conference First Team (2023 and 2024). The infielder is one of two Lobos to earn at least two first team selections in Orgeron's tenure. She finished her career in the top 10 in career triples, as well as hits and triples in a single season with 66 hits in 2024 and seven triples in 2023. Her hit total in 2024 is the most by a Lobo since 2016 and the eighth-most hits in a season in program history with her career triples also the eighth most in program history. Additionally, Hathoot was named the UNM Female Student-Athlete of the Year in 2024, as well as named to the Academic All-MW Team and a MW Scholar-Athlete three times.

In her final season in Albuquerque, Hathoot led the team in batting average, hits and runs and was second in on-base percentage, total bases and sac bunts, and carried a 17-game hitting streak and a 27-game on-base streak during the season. She also led the Lobos in batting average, slugging percentage, on-base percentage, doubles, triples, runs scored and total bases while tying for the team high in RBI in 2023, and nationally finishing 53rd in the NCAA in batting average, fifth in triples and seventh in triples per game.

After receiving her undergraduate degree in speech and hearing sciences from UNM in 2024, Hathoot attended Oklahoma State, playing in 52 games with 26 starts for the Cowgirls, earning her master's in sports communication.

## ASSISTANT COACH | ARIEL FIFITA



Ariel Fifita joined the Lobo Softball staff in August 2025, and will serve as a secondary hitting coach and work with the infielders.

A recent graduate of Utah State, Fifita led the Aggies in batting average, hits, doubles, total bases and on-base percentage and was selected to Second Team All-Mountain West in 2025, as well as led the team in hits as a junior. Overall, the San Marcos, California native played in 175 games with 168 starts as a shortstop.

Fifita graduated from Utah State with a B.S. in psychology with a minor in sociology from Utah State in 2025.





VASQUEZ-DICKSON





## 00 DENAE VASQUEZ-DICKSON

**CLASS** Junior  
**HT** 5-4  
**POSITION** OF  
**B/T** L/L  
**HOMETOWN** Grapevine, Texas  
**HIGH SCHOOL** Colleyville Heritage HS  
**MAJOR** Liberal Arts

### CAREER BESTS

**H:** 3, 5x, last: Fresno St., 4-18-25  
**2B:** 1, 17x, last: UNLV, 5-1-25  
**3B:** 1, 3x, last: Miss. St., 3-1-25  
**HR:** 1, 4x, last: San José St., 3-16-25  
**TB:** 4, 5x, last: San José St., 3-16-25  
**RBI:** 3, 2x, last: NW St., 2-28-25  
**R:** 2, 9x, last: St. Joseph's, 3-8-25  
**BB:** 2, 3x, last: UNLV, 5-2-25  
**SB:** 1, 6x, last: HCU, 2-7-25

### NOTES

- Played in 53 games with 46 starts: 29 starts in CF, 12 in LF and 5 in RF as a freshman; made 37 starts in LF, 13 in CF and 2 in RF, starting all 52 games as a sophomore
- MW Freshman of the Week on May 6, 2024
- Finished 6th in the NCAA in sac bunts per game (.28) as a freshman, 2nd in the NCAA as a sophomore

**SOPHOMORE (2025):** Started in all 52 games... made 37 starts in left field, 13 in center field and two in right field... hit leadoff in 10 games, second in 41 and third in one... led the team with 18 sac bunts, was second in on-base percentage, triples and runs scored, third in slugging percentage, total bases, doubles and hits, fourth in batting average and RBI... second in the NCAA in sac bunts while leading the MW... improved her batting average, slugging percentage, on-base percentage, hits, total bases, doubles, triples, walks and RBI from her freshman to sophomore season... posted 11 multi-hit games with six multi-RBI games... four games with three hits... had a streak of 17 games reaching base and a nine-game hitting streak on the season.

**FRESHMAN (2024):** Played in 53 games with 46 starts... made 29 starts in center field, 12 in left field and five in right... finished the season with a three-game hitting streak... led the team with 15 sac bunts, which led the Mountain West, was tied for third in runs scored (19), third in doubles (six), fourth in RBI (18) and stolen bases (five) and fifth in slugging percentage (.348) and total bases (47)... finished with four multi-hit games (three with two and one with three) and seven multi-RBI games (all with two RBI)... was 3-5 with bases loaded, 10-39 with runners in scoring position, 5-8 with runners on third and less than two outs and 45-84 successfully advancing runners... first start came against UTEP on Feb. 14 and first collegiate hit came in the second game against UTEP on Feb. 14... named MW Freshman of the Week on May 6.

**HIGH SCHOOL:** Graduated from Colleyville Heritage High School... named all-district MVP.

**CLUB:** Played for Glory Adkins Gold 18U.

**PERSONAL:** Birthday is Sept. 24... born in Carrollton, Texas ... parents are Michele Vasquez and Kareem Dickson ... has two siblings, Dewayne and DeShaunn... majoring in liberal arts.

**ON WHY UNM:** "I love the players and the coaches and it is a place I would love to be for four years!"



## CAREER STATISTICS

SEASON	GP	GS	AVG.	AB	R	H	2B	3B	HR	RBI	TB	SLG%	BB	SO	HBP	OB%	SF	SH	SB-SA	PO	A	E	FLD%
2024	53	46	.237	135	19	32	6	0	3	18	47	.348	7	19	2	.285	0	15	5-7	83	4	1	.989
2025	52	52	.331	154	34	51	11	3	1	23	71	.461	20	22	3	.416	1	18	1-2	66	5	3	.959
TOTAL	105	98	.287	289	53	83	17	3	4	41	118	.408	27	41	5	.357	1	33	6-9	149	9	4	.975





# BRONIES





## 1 GABRIELLE BRIONES

**CLASS** RS-Sophomore  
**HT** 5-8  
**POSITION** INF  
**B/T** R/R  
**HOMETOWN** Mesquite, Texas  
**HIGH SCHOOL** North Mesquite HS  
**MAJOR** Criminology

### CAREER BESTS

**H:** 1, 5x, last: San Diego St., 4-3-24  
**2B:** 1, 2x, last: San Diego St., 4-3-24  
**3B:**  
**HR:**  
**TB:** 2, 2x, last: San Diego St., 4-3-24  
**RBI:**  
**R:** 1, 2x, last: San Diego St., 4-3-24  
**BB:** 1, Utah State., 4-21-24  
**HBP:**

### NOTES

- First collegiate hit came in her first at-bat against Cal on Feb. 10
- First start came against Louisiana on Feb. 11
- Started 2 games at 2B, 2 at 3B and 1 game as the DP

**REDSHIRT FRESHMAN (2025):** Medical redshirt... named an Easton/NFCA All-America Scholar-Athlete... MW Scholar-Athlete.

**FRESHMAN (2024):** Appeared in 18 games with five starts... started two games at second, two at third and one game as the designated player... first collegiate hit came in her first at-bat against Cal on Feb. 10 and first start came against Louisiana on Feb. 11... named an Easton/NFCA All-America Scholar-Athlete... named a MW Scholar-Athlete.

**HIGH SCHOOL:** Graduated from North Mesquite High School... named the 2022 District 10-6A Defensive Player of the Year, 2022 North Mesquite High School Stallion Softball Player of the Year and won the North Mesquite High School Stallion Softball 2022-23 Year Letterman Award... was named the 2021 District 10-6A Offensive Player of the Year and earned all-state in the 2020-21 season... academically, she was named 2022 District 10-6A Academic All-District... also earned all-district in volleyball in 2019-20... member of the National Honor Society, the MISD National Hispanic Recognition Program and the Mesquite Rotary Club Student Recognition Program.

**CLUB:** Played club ball for Texas Glory, where the team was the Super Cup Stage 1 2023 AFCS Qualifier pool winner... placed fifth at the 2022 18U TFL Summer Championship and the 18U Top Club Nationals.

**PERSONAL:** Birthday is Sept. 6... born in Mesquite, Texas ... parents are Ruby Mireles and Daniel Briones ... has one sibling, Daniel ... majoring in criminology and psychology with a minor in forensic science.

**ON WHY UNM:** "I chose UNM mostly because of the amazing coaches, but as soon as I visited the campus, I realized this is where I wanted to spend the next four years of my life. The atmosphere here is nothing like any other college- everyone is here to support everyone and that is beautiful to see. Also, the chemistry the softball team has,

especially in welcoming newcomers, is heartwarming and I cannot wait to experience it!"



## CAREER STATISTICS

SEASON	GP	GS	AVG.	AB	R	H	2B	3B	HR	RBI	TB	SLG%	BB	SO	HBP	OB%	SF	SH	SB-SA	PO	A	E	FLD%
2024	18	5	.217	23	2	5	2	0	0	0	7	.304	1	5	0	.250	0	1	1-1	5	7	0	1.000
<b>TOTAL</b>	<b>18</b>	<b>5</b>	<b>.217</b>	<b>23</b>	<b>2</b>	<b>5</b>	<b>2</b>	<b>0</b>	<b>0</b>	<b>0</b>	<b>7</b>	<b>.304</b>	<b>1</b>	<b>5</b>	<b>0</b>	<b>.250</b>	<b>0</b>	<b>1</b>	<b>1-1</b>	<b>5</b>	<b>7</b>	<b>0</b>	<b>1.000</b>



# DAVIDA







## 2 CAPRICE BARELA

**CLASS** Sophomore  
**HT** 5-6  
**POSITION** P  
**B/T** L/R  
**HOMETOWN** Las Cruces, N.M.  
**HIGH SCHOOL** Centennial HS  
**MAJOR** Business Admin.

### CAREER BESTS

**IP:** 4.1, NM State, 3-11-25  
**BB:** 0, 5x, last: UNLV, 5-2-25  
**K:** 3, 4x, last: Nevada, 4-25-25  
**BF:** 17, Mississippi St., 3-1-25  
**PO:**  
**A:** 1, 5x, last: UNLV, 5-2-25  
**Min. 1 IP:**  
**FHA:** 0.2x,last: Colorado St., 4-13-25  
**FBBA:** 0, 5x, last: UNLV, 5-2-25

### NOTES

- 5 scoreless outings, 4x with 1.0 or more IP
- 10 games with a strikeout, 5 games with multiple strikeouts

**FRESHMAN (2025):** Appeared in 16 games with one start at UTEP... threw 25.0 innings and finished with 19 strikeouts to 16 walks... combined with Lexi Atcitty to throw a shutout against Saint Joseph's on March 8... threw 4.1 innings at New Mexico State on March 11 without allowing a hit while striking out three... five games with multiple strikeouts, striking out three in four games... finished with a 5.88 ERA... MW Scholar-Athlete and Academic All-MW.

**HIGH SCHOOL:** Two-time 5A district champion (2022, 2023), was a 5A New Mexico state runner-up in 2022 and 5A New Mexico state champion in 2024 at Centennial High School... 5A all-state pitcher in 2023 and 5A all-district pitcher in 2021, 2022 and 2023... carried a 1.11 ERA with 134 strikeouts while hitting .426 behind seven doubles, four triples, seven home runs and 43 total hits her junior season.

**CLUB:** Played for NM Ice and Zia Storm.

**PERSONAL:** Birthday is Nov. 29... born in Las Cruces, N.M. ... daughter of Deborah Chavez... has three siblings: Dominique, Samantha and Nathaniel... majoring in family and child studies.

**ON WHY UNM:** "The coaching staff makes UNM Softball a great program to play for and the team shows great work ethic and common goals. Plus, it's close to home so my family could be at my games."



## CAREER STATISTICS

SEASON	GS	APP	CG	W-L	ERA	SHO	SV	IP	H	R	ER	BB	SO	2B	3B	HR	BF	NP-STK	WP	HBP	PO	A	E	FLD%
2025	1	16	0	0-3	5.88	0/1	0	25.0	29	27	21	16	19	5	0	4	125	448-261	2	3	0	5	0	1.000
TOTAL	1	16	0	0-3	5.88	0/1	0	25.0	29	27	21	16	19	5	0	4	125	448-261	2	3	0	5	0	1.000









## 3 ELLA DAWSON

**CLASS** Sophomore  
**HT** 5-9  
**POSITION** UTIL  
**B/T** R/R  
**HOMETOWN** Aldie, Va.  
**HIGH SCHOOL** John Champe HS  
**MAJOR** Business Admin.

### CAREER BESTS (HITTING)

**H:** 2, Mississippi State, 3-1-25  
**2B:**  
**3B:**  
**HR:** 1, 3x, last: Saint Joseph's, 3-8-25  
**TB:** 4, 3x, last: Saint Joseph's, 3-8-25  
**RBI:** 4, North Dakota, 2-22-25  
**R:** 1, 5x, last: Utah State, 4-2-25  
**BB:** 1, 6x, last: Nevada, 4-26-25  
**HBP:** 1, North Dakota, 2-22-25  
**SB:**

### NOTES

- All 3 HR were PH situations

**FRESHMAN (2025):** Played in 41 games primarily as a pinch hitter with five starts... four starts were as the designated player with one start in right... hit .213 with 10 hits including three home runs and finished with 12 RBI... hit a pinch-hit three-run home run on Feb. 7 against Houston in the fifth inning... hit a pinch-hit grand slam in the third inning against North Dakota on Feb. 22... pinch-hit three-run home run against Saint Joseph's on March 8 ended the game... tied for third on the team in home runs... made two appearances in the circle, going 0.1 inning against Texas Southern and 0.1 inning at UTEP... Academic All-MW.

**HIGH SCHOOL:** Graduated from John Champe...named to the first team all-district her freshman and sophomore years while also being named first team all-region and second team all-state as a sophomore... named district player of the year, first team all-region and first team all-district as a junior and was named her team MVP after throwing 98.0 innings and allowed 57 hits and 35 runs (25 earned), striking out 197 and having a .160 batting average against, and finished with a 1.786 ERA... won the Cedar Run District championship her junior season... ranked 57th in the country.

**CLUB:** Played for Lady Dukes Lamar, Top Gun National and Virginia Glory.

**PERSONAL:** Birthday is May 25... born in Aldie, Virginia ... parents are Jenell Porreco and Bryan Dawson... has one sibling: Jacob... majoring in business administration.

**ON WHY UNM:** "I chose UNM because I fell in love with the softball coaching staff and players. They made me feel so welcome and safe. The campus is absolutely beautiful, I love the vibe and all of the perks that athletes get at UNM is unreal."



### CAREER STATISTICS (HITTING)

SEASON	GP	GS	AVG.	AB	R	H	2B	3B	HR	RBI	TB	SLG%	BB	SO	HBP	OB%	SF	SH	SB-SA	PO	A	E	FLD%
2025	41	5	.213	47	5	10	0	0	3	12	19	.404	6	14	1	.315	0	0	0-1	3	0	0	1.000
TOTAL	41	5	.213	47	5	10	0	0	3	12	19	.404	6	14	1	.315	0	0	0-1	3	0	0	1.000

### CAREER STATISTICS (PITCHING)

SEASON	GS	APP	CG	W-L	ERA	SHO	SV	IP	H	R	ER	BB	SO	2B	3B	HR	BF	NP-STK	WP	HBP	PO	A	E	FLD%
2025	0	2	0	0-0	31.50	0/0	0	0.2	1	3	3	3	0	0	0	0	6	34-17	0	0	3	0	0	1.000
TOTAL	0	2	0	0-0	31.50	0/0	0	0.2	1	3	3	3	0	0	0	0	6	34-17	0	0	3	0	0	1.000





HAWAII



**9****JEWELS  
HANAWAHINE**

**CLASS** Junior  
**HT** 5-9  
**POSITION** INF  
**B/T** R/R  
**HOMETOWN** Waimanalo, Hawaii  
**HIGH SCHOOL** Kamehameha Kapalama  
**MAJOR** Business Admin.

**CAREER BESTS**

**H:** 2, 3x, last: UNLV, 5-3-25  
**2B:** 1, 4x, last: Nevada, 4-27-25  
**3B:**  
**HR:**  
**TB:** 3, Nevada, 4-25-25  
**RBI:** 2, 2x, last: UNLV, 5-2-25  
**R:** 1, 3x, last: Nevada, 4-26-25  
**BB:**  
**HBP:** 1, Mississippi St., 2-28-25  
**SB:**

**NOTES**

- First collegiate hit came against Texas Tech on Feb. 28, 2024
- Started 18 games last season- 8 at 2B, 7 at 3B, 3 at SS

**SOPHOMORE (2025):** Played in 21 games with 18 starts... started eight games at second, seven at third and three at shortstop... three multiple-hit games, all with two hits, and two multiple-RBI games, both with two...finished the season on a two-game hitting streak... finished with four doubles on the season, all coming in MW games... two RBI against Nevada and at UNLV... finished with 10 hits and five RBI on the season... improved her slugging percentage from .250 to .311 from her freshman to sophomore season and improved her hits from one to 10.

**FRESHMAN (2024):** Appeared in four games... first collegiate hit came against Texas Tech on Feb. 28... named a MW Scholar-Athlete.

**HIGH SCHOOL:** Graduated from Kamehameha Kapalama... four-year starter on the varsity team.

**CLUB:** Played for Firecrackers Rico 18U, Firecrackers Brasher Smith and Firecrackers Hawaii... won the Alliance Supercup and finished third at the Alliance 18U Nationals.

**PERSONAL:** Birthday is Feb. 9... born in Honolulu, Hawaii... parents are Jana and Jason Hanawahine... has two siblings, Jayna and Jayce... majoring in business administration.

**ON WHY UNM:** "I chose UNM because of the atmosphere set by the coaches and athletic staff. They are building a program with a champion mindset and I wanted to be a part of the bright future of UNM Softball."

**CAREER STATISTICS**

SEASON	GP	GS	AVG.	AB	R	H	2B	3B	HR	RBI	TB	SLG%	BB	SO	HBP	OB%	SF	SH	SB-SA	PO	A	E	FLD%
2024	4	0	.250	4	0	1	0	0	0	0	1	.250	0	3	0	.250	0	0	0-0	0	0	0	.000
2025	21	18	.222	45	3	10	4	0	0	5	14	.311	0	7	1	.239	0	2	0-0	15	26	6	.872
TOTAL	25	18	.224	49	3	11	4	0	0	5	15	.306	0	10	1	.240	0	2	0-0	15	26	6	.872





WILLIAMS





# 10 ALLIE WILLIAMS

**CLASS** Sophomore  
**HT** 5-5  
**POSITION** OF  
**B/T** R/R  
**HOMETOWN** Houston, Texas  
**HIGH SCHOOL** Episcopal HS  
**MAJOR** Business Admin.

## CAREER BESTS

**H:** 3, 3x, last: Utah State, 4-2-25  
**2B:** 2, 2x, last: Texas So., 2-22-25  
**3B:** 1, Fresno State, 4-17-25  
**HR:**  
**TB:** 5, 2x, last: Fresno State, 4-17-25  
**RBI:** 3, 2x, last: St. Thomas, 2-14-25  
**R:** 2, 2x, last: NW St., 2-28-25  
**BB:** 2, Texas State, 2-16-25  
**SB:**

## NOTES

- All-Mountain West Honorable Mention (2025)
- 5 multi-RBI games & 13 multi-hit games
- 52 starts with 47 in RF, 4 as DP & 1 in LF

**FRESHMAN (2025):** Started all 52 games with 47 starts in right, four as the designated player and one in left... second on the team in batting average (.339), hits (59) and total bases (74)... third in RBI (24), fourth in on-base percentage (.397) and fifth in slugging percentage (.425) and runs scored (16)... tied for the team high in doubles (13)... had 14 multiple-hit games with 11 with two hits and three with three... five multiple-RBI games with three with two and two with three RBI... held a 17-game streak of reaching base and an 11-game hitting streak... finished the season on a three-game hitting streak... earned All-Mountain West Honorable Mention... her 59 hits and 13 doubles were the most by a freshman in the MW this season, as were her 25 hits and six doubles in MW games... led the outfielders with 79 putouts... named an Easton/NFCA All-America Scholar-Athlete... MW Scholar-Athlete and Academic All-MW.

**HIGH SCHOOL:** Graduated from Episcopal High School...named to the Houston Chronicle All Private School Team and to the VYPE Sports All Private School Team in both 2022 and 2023... was the VYPE Private School Player of the Year in 2023 and 2024 and was SPC All-State in 2022 and 2023... named to the SPC All-South Zone in 2021.... nationally, has been named to the Extra Innings class rankings in each of the last five years, ranked as high as 45th in 2022 and ranked in the top 100 in all five years of class rankings...entering her senior year, won three conference championships, having won the SPC in 2021, 2022 and 2023, and tied her high school's single-season home run record with 11 in 2023.... had a career batting average of .446 with 95 hits that includes 26 doubles, nine triples and 24 home runs, and has accounted for 110 RBI, 38 walks and 17 stolen bases...

member of the National Honor Society, the Honor Council Co-Chairman and earned high academic honors in 2021 and 2022.

**CLUB:** Played for Impact Gold Jackson 18U... 2023 US Club Rankings Impact Gold Jackson Ranked #9.

**PERSONAL:** Birthday is May 27... born in Houston, Texas ... parents are Amber and Lemont Williams... has one siblings: Leah... third member in her immediate family to play a collegiate sport, joining her mother who played basketball at Howard and her father who played football at Howard... majoring in business administration.

**ON WHY UNM:** "I chose UNM because of the fun softball team



## CAREER STATISTICS

SEASON	GP	GS	AVG.	AB	R	H	2B	3B	HR	RBI	TB	SLG%	BB	SO	HBP	OB%	SF	SH	SB-SA	PO	A	E	FLD%
2025	52	52	.339	174	16	59	13	1	0	24	74	.425	17	7	1	.397	2	0	0-1	79	0	6	.929
TOTAL	52	52	.339	174	16	59	13	1	0	24	74	.425	17	7	1	.397	2	0	0-1	79	0	6	.929



# PANINCO







## 14 MYA PACHECO

**CLASS** RS-Freshman  
**HT** 5-3  
**POSITION** INF  
**B/T** R/R  
**HOMETOWN** Rio Rancho, N.M.  
**HIGH SCHOOL** V. Sue Cleveland HS  
**MAJOR** Business Admin.

### CAREER BESTS

**H:** 3, St. Thomas, 2-14-25  
**2B:**  
**HR:**  
**TB:** 3, St. Thomas, 2-14-25  
**RBI:** 2, St. Thomas, 2-14-25  
**R:** 1, Texas State, 2-16-25  
**BB:** 1, Texas State, 2-16-25  
**SF:**  
**SB:**

### NOTES

• Played in 6 games with 3 starts before missing rest of season due to injury

**FRESHMAN (2025):** Played in six games with three starts before missing the rest of the season due to injury... two starts were at second with one as the designated player... finished with four hits and three RBI... went 3-4 in her first collegiate game against St. Thomas on Feb. 14, finishing with two RBI... also had a hit and one RBI in the second meeting with St. Thomas on Feb. 15... drew walk against Texas State on Feb. 15 and scored a run against Texas State on Feb. 16.... finished with a .333 batting average and slugging percentage and a .385 on-base percentage.

**HIGH SCHOOL:** Graduated from V. Sue Cleveland High School... named the District 1-5A Offensive Player of the Year in 2022, District 1-5A First Team All-District, 5A Metro First Team and 5A all-state first team in 2022 after hitting .538 that season... was a part of the state and district championship team in 2021... member of the National Honor Society... played baseball until freshman year of high school.

**CLUB:** Played for OC Batbusters Lara and AZ Batbusters Telesco.

**PERSONAL:** Birthday is Aug. 14... born in Albuquerque... parents are Tanya Lopez and Philip Pacheco... second member in her immediate family to attend UNM, joining her mother.... majoring in business administration.

**ON WHY UNM:** "I chose UNM because it felt like home and I wanted to put on for the 505."



## CAREER STATISTICS

SEASON	GP	GS	AVG.	AB	R	H	2B	3B	HR	RBI	TB	SLG%	BB	SO	HBP	OB%	SF	SH	SB-SA	PO	A	E	FLD%
2025	6	3	.333	12	1	4	0	0	0	3	4	.333	1	3	0	.385	0	0	0-0	1	3	0	1.000
TOTAL	6	3	.333	12	1	4	0	0	0	3	4	.333	1	3	0	.385	0	0	0-0	1	3	0	1.000



RAIA







# 18 GRACE RANA

**CLASS** Senior  
**HT** 5-6  
**POSITION** C  
**B/T** R/R  
**HOMETOWN** Queen Creek, Ariz.  
**HIGH SCHOOL** Queen Creek HS  
**MAJOR** Business Admin.

## CAREER BESTS

**H:** 1, 3x, last: UTEP, 4-22-25  
**2B:**  
**HR:**  
**TB:** 1, 3x, last: UTEP, 4-22-25  
**RBI:** 1, 2x, last: NW State, 2-28-25  
**R:** 1, 15x, last: UNLV, 5-1-25  
**BB:** 1, Marist, 2-18-24  
**SF:** 1, NW State, 2-28-25  
**SB:** 1, Oregon State, 2-11-23

## NOTES

- First career start against Marist on Feb. 16, 2024
- First career hit was at ACU Feb. 18, 2024
- 6 starts in 2024: 5 at C, 1 at DP
- Appeared in 20 games, primarily as a pinch runner as a freshman
- MW Scholar-Athlete & Academic All-MW Team (2023)
- Named an Easton/NFCA All-America Scholar-Athlete (2023, 2024, 2025)

**JUNIOR (2025):** Played in 29 games as a pinch runner and catcher... had 10 at-bats, registering two hits... had a hit against Saint Joseph's on March 6 and one against UTEP on April 22... recorded one RBI, against Northwestern State on Feb. 28... named an Easton/NFCA All-America Scholar-Athlete... MW Scholar-Athlete and Academic All-MW.

**SOPHOMORE (2024):** Played in 12 games with six starts... started five games at catcher, one game as the designated player... pinch hit in two games, entered to pinch run in four games... first start came against Marist on Feb. 16... recorded one RBI in the game against Marist... hit came against Abilene Christian on Feb. 18... had a .250 on-base percentage... named an Easton/NFCA All-America Scholar-Athlete... named a MW Scholar-Athlete.

**FRESHMAN (2023):** Played in 20 games, 19 as a pinch runner... had one pinch hit appearance against Boise State... scored six runs and stole a base against Oregon State on Feb. 11... named MW Scholar-Athlete and to the MW All-Academic Team... named an Easton/NFCA All-America Scholar-Athlete.

**HIGH SCHOOL:** Graduated from Queen Creek High School... named to the All-Region Second Team in 2019... Queen Creek High School Defensive Player of the Year in 2019... won Spirit of a Bulldog in 2021... named honorable mention in 2021... DAWG Pound President from 2020-22.

**CLUB:** Played for the AZ Hotshots- Delsante.

**PERSONAL:** Birthday is June 20... born in Mesa, Ariz. ... parents are Amy and John Rana ... has one sibling, Seth... graduated in December with degree in psychology with a minor in sociology... working on master's in business admisinstration.



## CAREER STATISTICS

SEASON	GP	GS	AVG.	AB	R	H	2B	3B	HR	RBI	TB	SLG%	BB	SO	HBP	OB%	SF	SH	SB-SA	PO	A	E	FLD%
2023	20	0	.000	1	6	0	0	0	0	0	0	.000	0	0	0	.000	0	0	1-1	0	0	0	.000
2024	12	6	.100	10	1	1	0	0	0	1	1	.100	1	2	1	.250	0	1	0-0	16	0	2	.889
2025	29	0	.200	10	8	2	0	0	0	1	2	.200	0	1	0	.182	1	0	0-0	33	2	0	1.000
<b>TOTAL</b>	<b>61</b>	<b>6</b>	<b>.143</b>	<b>21</b>	<b>15</b>	<b>3</b>	<b>0</b>	<b>0</b>	<b>0</b>	<b>2</b>	<b>3</b>	<b>.143</b>	<b>1</b>	<b>3</b>	<b>1</b>	<b>.208</b>	<b>1</b>	<b>1</b>	<b>1-1</b>	<b>49</b>	<b>2</b>	<b>2</b>	<b>.962</b>









## 23 MCKENNA GUEST

**CLASS** Junior  
**HT** 5-6  
**POSITION** P  
**B/T** R/R  
**HOMETOWN** Pattonville, Texas  
**HIGH SCHOOL** Prairiland HS  
**MAJOR** Business Admin.

### CAREER BESTS

**IP:** 8.0, UNLV, 3-23-24  
**BB:** 0, 19x, last: Nevada, 4-27-25  
**K:** 10, Northwestern State, 2-28-25  
**BF:** 36, UNLV, 3-23-24  
**NP:** 148, UNLV, 3-23-24  
**FHA:** 0, 2x, last: Texas So., 2-23-25  
**FBBA:** 0, 9x, last: Colorado St., 4-13-25  
 FHA= Fewest hits allowed (3.0 IP min.)  
 FBBA= Fewest walks allowed (3.0 IP min.)

### NOTES

- Second Team All-Mountain West (2025)
- 3.15 ERA in 2025 was the lowest ERA by a Lobo since 2005
- 15 wins were the most by a Lobo since 2008
- 47th in the NCAA in strikeouts in 2025
- 5 shutouts in 2025 were the most by a Lobo since 2004
- 24 starts in 2024 tied for 6th most by a freshman pitcher in NCAA

**SOPHOMORE (2025):** Second Team All-Mountain West... appeared in 35 games with 26 starts and nine complete games, finishing with a 3.15 ERA with 139 strikeouts to 54 walks in 142.1 innings... 3.15 ERA was the lowest ERA by a Lobo since 2005... 6.84 strikeouts/7 innings was the third best in a single season... five shutouts were the most by a Lobo since 2004... 15 wins were the most by a Lobo since 2008... brought down her ERA by 1.90, her hits by 15, walks by 14 and home runs allowed by 12, wild pitches by four, hit batters by five between her freshman and sophomore season... increased her strikeouts by 49 between her freshman and sophomore season... led the team in innings, appearances, strikeouts, starts, complete games and shutouts... second in the MW in batters struck out and first in batters struck out looking (40)... tied for third among MW pitchers in wins, fifth in innings pitched... recorded multiple strikeouts in 29 appearances, 12 games with five or more strikeouts... career-high 10 strikeouts against Northwestern State on Feb. 28... nine appearances of not allowing a run, six appearances of at least an inning not allowing a walk... 47th in the NCAA in strikeouts, 85th in strikeouts per seven innings (second in the MW), 66th in wins, 96th in innings pitched, 34th in games started, 66th in pitching appearances... named MW Pitcher of the Week on March 10... MW Scholar-Athlete and Academic All-MW.

**FRESHMAN (2024):** Appeared in a team-high 40 games with a team-high 24 starts and threw nine complete games... recorded a save against Marist on Feb. 16, pitching 2.2 scoreless innings with one hit allowed and four strikeouts... pitched a team-high 147.0 innings and led the pitching staff with 90 strikeouts, 56 more than the next pitcher... 40 appearances tied for the third most in a single season in program history... innings pitched were the fourth most among MW pitchers, appearances were tied for the second most and her strikeouts were the fifth most in the MW... averaged 4.3 strikeouts per game... strikeout in 30 games with 24 games with multiple strikeouts... five games with at least five strikeouts with a season-high nine strikeouts against UTEP in 7.2 innings... three appearances not allowing a run, including 4.0 innings in the season opener against Tennessee State and 6.0 innings against Utah State on April 20, in which she allowed just one hit... five appearances of 4.0 innings or more allowing one run or less... named MW Freshman of the Week on March 25... named to the Academic All-MW Team... named a MW Scholar-Athlete.

**HIGH SCHOOL:** Graduated from Prairiland High School... earned TGCA all-state, District 12-3 MVP, Prairiland Co-MVP, All-RRV Co-MVP and Academic All-District in 2022 as her team was the 2022 regional quarterfinal champions... was Extra Innings National HS Player of the Week HM twice in May 2022... in 2021, she was also named

District 12-3A Newcomer of the Year, All-RRV Pitcher of the Year and the Prairiland HS Softball MVP after compiling over 350 strikeouts on the season... involved in robotics in high school, and won the 2021 Prairiland Robotics Award... her robotics team placed third at the Robotics state qualifier.

**CLUB:** Played for Tenacity, Smash, Texas Glory... in 2022, her team was the Super Cup Stage 1 2023 AFCS Qualifier pool winner, placed third at the 18u Triple Crown TX State Championships, placed fifth at the 18U TFL Summer Championship and at the 18U Top Club Nationals, and was the 18U Texas Glory Summer Shootout co-champs.

**PERSONAL:** Birthday is July 14 ... born in Paris, Texas ... parents are Fairshae and Jerad Guest... has one sibling, Brecken... majoring in business administration.

**ON WHY UNM:** "I chose UNM because it is a beautiful campus and has a multitude of learning possibilities. I also believe that I will benefit from the softball program."



## CAREER STATISTICS

SEASON	GS	APP	CG	W-L	ERA	SHO	SV	IP	H	R	ER	BB	SO	2B	3B	HR	BF	NP-STK	WP	HBP	PO	A	E	FLD%
2024	24	40	9	10-19	5.05	0/0	1	147.0	167	119	106	68	90	26	8	24	694	2473-1406	8	19	3	23	1	.963
2025	26	35	9	15-10	3.15	5/1	1	142.1	152	87	64	54	139	27	5	12	655	2559-1574	4	14	3	32	2	.946
<b>TOTAL</b>	<b>50</b>	<b>75</b>	<b>18</b>	<b>25-29</b>	<b>4.11</b>	<b>5/1</b>	<b>2</b>	<b>289.1</b>	<b>319</b>	<b>206</b>	<b>170</b>	<b>122</b>	<b>229</b>	<b>53</b>	<b>13</b>	<b>36</b>	<b>1349</b>	<b>5032-2980</b>	<b>12</b>	<b>33</b>	<b>6</b>	<b>55</b>	<b>3</b>	<b>.953</b>





# HEATH LOBLACK





## 24 GEORGIA HEATHCOCK

**CLASS** Senior  
**HT** 5-8  
**POSITION** UTIL  
**B/T** R/R  
**HOMETOWN** Little Elm, Texas  
**LAST SCHOOL** UC San Diego  
**MAJOR** Population Health

### CAREER BESTS

**H:** 2, Syracuse, 3-12-23  
**2B:** 1, 2x, last: Cal Poly, 5-10-24  
**3B:**  
**HR:**  
**TB:** 2, 2x, last: Cal Poly, 5-10-24  
**RBI:** 1, 2x, last: Syracuse, 3-12-23  
**R:** 2, Syracuse, 3-12-23  
**BB:** 1, 7x, last: Nevada, 4-26-25  
**SF:**  
**SB:** 1, Western Carolina, 3-7-23

### NOTES

- Spent 2 seasons at UC San Diego, making 10 starts
- Started 2 games last season, 1 at 3B and 1 at DP
- As a freshman, made 6 starts with 4 in the outfield, 2 as DP, and played in 21 games with a pinch hit 14 games.
- In 2024, made 3 starts in the outfield, 1 as DP

**JUNIOR (2025):** Played in 13 games with two starts... both starts were at third... recorded 17 at-bats and drew four walks on the season... named an Easton/NFCA All-America Scholar-Athlete... MW Scholar-Athlete.

**SOPHOMORE (at UCSD, 2024):** Played in 12 games with four starts... finished with three hits, including one double, and one walk... hit .214 with a .286 slugging percentage and .267 on-base percentage.

**FRESHMAN (at UCSD, 2023):** Played in 21 games with six starts... primarily played second... finished with six hits, including one double, and reached on two walks and a hit-by-pitch... responsible for one RBI and three runs scored... hit .207 with a .241 slugging percentage and a .281 on-base percentage.

**HIGH SCHOOL:** Graduated from Little Elm High School... earned Star Local Media First Team All-Area Utility in 2022, Lobo Softball Team MVP in 2022, DFW Fastpitch All-Metroplex in 2021 and 2022, Little Elm High School Female Athlete of the Year and First Team All-District in 2019 and 2022... team was regional finalist in 2019... also lettered in volleyball... graduated fourth in high school class.

**CLUB:** Played for Texas Glory... was a Tier II Alliance National Championship finalist.

**PERSONAL:** Birthday is Oct. 23... born in Plano, Texas ... parents are Andrea and Jesse Heathcock... has two siblings: Ben and Jill... majoring in population health.

**ON WHY UNM:** "I chose UNM for the competitive environment and the coaching staff's approach to the game."



## CAREER STATISTICS

SEASON	GP	GS	AVG.	AB	R	H	2B	3B	HR	RBI	TB	SLG%	BB	SO	HBP	OB%	SF	SH	SB-SA	PO	A	E	FLD%
2023*	21	6	.172	29	3	5	1	0	0	1	6	.207	2	5	1	.250	0	0	1-1	3	0	0	1.000
2024*	12	4	.214	14	0	3	1	0	0	0	4	.286	1	5	0	.267	0	0	0-0	9	0	0	1.000
2025	13	2	.000	17	1	0	0	0	0	0	0	.000	4	5	0	.190	0	0	0-0	3	2	0	1.000
<b>TOTAL</b>	<b>46</b>	<b>12</b>	<b>.133</b>	<b>60</b>	<b>4</b>	<b>8</b>	<b>2</b>	<b>0</b>	<b>0</b>	<b>1</b>	<b>10</b>	<b>.167</b>	<b>7</b>	<b>15</b>	<b>1</b>	<b>.235</b>	<b>0</b>	<b>0</b>	<b>1-1</b>	<b>15</b>	<b>2</b>	<b>0</b>	<b>1.000</b>

\* at UCSD









## 26 JASMYN LLOYD

**CLASS** RS-Freshman  
**HT** 5-4  
**POSITION** UTIL  
**B/T** R/R  
**HOMETOWN** Grand Prairie, Texas  
**HIGH SCHOOL** South Grand Prairie HS  
**MAJOR** Biology

### CAREER BESTS

**H:**  
**2B:**  
**3B:**  
**HR:**  
**TB:**  
**RBI:**  
**R:**  
**BB:**  
**SF:**  
**SB:**

### NOTES

• Redshirted last season

**FRESHMAN (2025):** Medical redshirt.

**HIGH SCHOOL:** Graduated from South Grand Prairie High School... three-time district champion (2021, 2022, 2023)... team was bi-district champion in 2021, reached the regional quarterfinals in 2022 and area champions in 2023... was named first team all-district her freshman through junior years, was the offensive player of the year and second team all-metroplex in 2022... was all-area second team utility, district offensive player of the year and earned first team all-metroplex in 2023.. hit 106 career home runs... academically, was named academic all-district her freshman through junior years and was in the top 5% of her class... member of National Junior Honor Society and the National Honor Society... Senior Class Officer, serving as the secretary.

**CLUB:** Played for Texas Glory Adkins, Texas Glory and Extra Innings.

**PERSONAL:** Birthday is March 28... born in Dallas, Texas ... parents are Tremain and Stacy Lloyd... majoring in biology with a forensic anthropology minor.

**ON WHY UNM:** "I initially became interested in UNM due to the amazing, supportive coaching staff. After visiting a couple of times, I fell in love with the campus and the area as well. Oh, and the way the ball cuts through the mountain air is definitely a plus."



## CAREER STATISTICS

SEASON	GP	GS	AVG.	AB	R	H	2B	3B	HR	RBI	TB	SLG%	BB	SO	HBP	OB%	SF	SH	SB-SA	PO	A	E	FLD%
2025																							
TOTAL																							

REDSHIRTED





LUDGERS





## 27 HAYDEN LUDERER

**CLASS** Junior  
**HT** 5-5  
**POSITION** UTIL  
**B/T** R/R  
**HOMETOWN** Thousand Oaks, Calif.  
**HIGH SCHOOL** Louisville HS  
**MAJOR** Psychology

### CAREER BESTS

**H:** 2, 3x, last: Colorado St., 4-11-25  
**2B:** 2, San José State, 3-16-25  
**HR:** 1, 2x, last: Nevada, 4-27-25  
**TB:** 4, 3x, last: Nevada, 4-27-25  
**RBI:** 3, Alabama State, 3-2-25  
**R:** 2, 3x, last: St. Joseph's, 3-6-25  
**BB:** 1, 12x, last: UNLV, 5-2-25  
**SF:**  
**SB:** 1, 7x, last: Colorado St., 4-12-25

### NOTES

- Started 47 games in CF, 7 in RF, 4 at 3B, 1 in LF, 1 as DP in her 2 years
- First collegiate start was on Feb. 23, 2024 against SFA
- First collegiate hit came against Montana on March 1, 2024

**SOPHOMORE (2025):** Played in 51 games with 43 starts... started 39 games in center, four games at third... finished with 26 hits, 16 RBI, three doubles and two home runs, the first RBI, doubles and home runs as a Lobo... hit .255 with a .339 on-base percentage and .343 slugging percentage... improved her batting average, on-base percentage, slugging percentage, hits, total bases, RBI, walks, doubles and home runs... hit first home run against Mississippi State and second against Nevada... three multi-hit games, all with two, and four multi-RBI games with three with two and one with three... recorded three RBI against Alabama State... finished with 61 putouts and nine assists... named to the CSC Academic All-District® Softball Team... MW Scholar-Athlete and Academic All-MW.

**FRESHMAN (2024):** Played in 31 games with 17 starts... eight starts in center field, seven in right field, one in left field and one as the designated player... first collegiate start was on Feb. 23 against SFA... first collegiate hit came against Montana on March 1... also played one game at third... entered to pinch run in five games and to pinch hit in three games... had 25 putouts... was 2-2 in stolen bases... named to the Academic All-MW Team... named a MW Scholar-Athlete.

**HIGH SCHOOL:** Graduated from Louisville High School... played both third and in the outfield... part of the 2020 Mission League championship team... was named all-league first team as a freshman, sophomore and junior... was ranked 68th in the country for the class of 2023 by Extra Innings Softball... statistically, she hit .406 as a freshman with five home runs, 10 RBI and two stolen bases, which increased as a sophomore to a .412 batting average with three home runs, 22 RBI and 17 stolen bases... as a junior, hit .397

with five home runs, 26 RBI and 13 stolen bases.

**CLUB:** Played for Athletics Wellbaum and Firecrackers Rico, where her team qualified for 3 PGF Premier national championships and placed 3rd in the Alliance National Championship.

**PERSONAL:** Birthday is April 21 ... born in Tarzana, Calif. ... parents are Jackie and Brian Luderer ... has three siblings: James, Keira and Kelsey... majoring in psychology with a community health education minor.

**ON WHY UNM:** "When I visited the University, I got a great feeling about the school, softball program, and how future coaches and teammates would be."



## CAREER STATISTICS

SEASON	GP	GS	AVG.	AB	R	H	2B	3B	HR	RBI	TB	SLG%	BB	SO	HBP	OB%	SF	SH	SB-SA	PO	A	E	FLD%
2024	31	17	.111	36	6	4	0	0	0	0	4	.111	5	10	1	.238	0	2	2-2	25	0	0	1.000
2025	51	43	.255	102	22	26	3	0	2	16	35	.343	7	27	6	.339	0	6	5-5	61	9	3	.959
<b>TOTAL</b>	<b>82</b>	<b>60</b>	<b>.217</b>	<b>138</b>	<b>28</b>	<b>30</b>	<b>3</b>	<b>0</b>	<b>2</b>	<b>16</b>	<b>39</b>	<b>.283</b>	<b>12</b>	<b>37</b>	<b>7</b>	<b>.312</b>	<b>0</b>	<b>8</b>	<b>7-7</b>	<b>86</b>	<b>9</b>	<b>3</b>	<b>.969</b>



# DELTA







## 28 JESSICA DELEON

**CLASS** Sophomore  
**HT** 5-7  
**POSITION** C  
**B/T** L/L  
**HOMETOWN** San Marcos, Texas  
**HIGH SCHOOL** San Marcos HS  
**MAJOR** Business Admin.

### CAREER BESTS

**H:** 5, Utah State, 4-2-25  
**2B:** 2, Utah State, 4-2-25  
**3B:**  
**HR:** 1, 3x, last: Penn, 3-7-25  
**TB:** 7, Utah State, 4-2-25  
**RBI:** 4, Texas So., 2-22-25  
**R:** 1, 9x, last: Nevada, 4-25-25  
**BB:** 2, 3x, last: Utah State, 4-2-25  
**SF:** 1, 5x, last: Fresno State, 4-17-25  
**SB:**

### NOTES

- Named MW Freshman of the Week on April 7, 2025
- Went 5-5 in first game at Utah State, the only Lobo in program history to go 5-5 in a game and with the most hits in a game by a Lobo
- Started at 1B, C and DP last season

**FRESHMAN (2025):** Played in 51 games with 48 starts... started 38 games at catcher, nine as designated player and one at first... led the team with 33 RBI, was second in slugging percentage (.471) and walks (21), third in batting average (.338) and on-base percentage (.414), tied for third in home runs (three), fourth in total bases (64)...led team and MW with five sac flies. 28th in the NCAA in sac flies (tied for third among freshmen). second among MW freshmen in RBI... became the first Lobo to record five hits in a game against Utah State on April 2 and the first Lobo to go 5-5 in a game... 12 multi-hit games, 10 with two, one with three and one with five... seven multi-RBI games, second most on the team, with four games with two, two with three and one with four...first collegiate hit came against Houston Christian on Feb. 7... first home run came against Houston on Feb. 8, which came in the 10th inning... had four RBI against Texas Southern, which included a three-run home run... named Mountain West Freshman of the Week on April 7... Academic All-MW.

**HIGH SCHOOL:** Graduated from San Marcos High School...named as a second team all-district catcher in 2022, a 27-6A first team all-district catcher in 2023, team MVP and to the All-Central Texas Third Team Catcher by the Austin American Statesman in 2023... academically, a National Honor Society member and was also named 27-6A academic all-district in 2021.

**CLUB:** Played for Texas Dirt Divas National 18U, Texas Glory Naudin South and the Texas Bombers Gold.

**PERSONAL:** Birthday is April 28... born in San Marcos, Texas... parents are Arthur and Jackie DeLeon... has three siblings: Brian, Aaron and Alyssa... majoring in business administration.

**ON WHY UNM:** "I chose UNM because of the amount of endless opportunities the University has to offer. I love the coaches and how they immediately made me feel at home. The campus is also beautiful."



## CAREER STATISTICS

SEASON	GP	GS	AVG.	AB	R	H	2B	3B	HR	RBI	TB	SLG%	BB	SO	HBP	OB%	SF	SH	SB-SA	PO	A	E	FLD%
2025	51	48	.338	136	9	46	9	0	3	33	64	.471	21	29	0	.414	5	0	0-0	181	11	4	.980
<b>TOTAL</b>	<b>51</b>	<b>48</b>	<b>.338</b>	<b>136</b>	<b>9</b>	<b>46</b>	<b>9</b>	<b>0</b>	<b>3</b>	<b>33</b>	<b>64</b>	<b>.471</b>	<b>21</b>	<b>29</b>	<b>0</b>	<b>.414</b>	<b>5</b>	<b>0</b>	<b>0-0</b>	<b>181</b>	<b>11</b>	<b>4</b>	<b>.980</b>









## 34 MIRACLE MCKENZIE

**CLASS** Sophomore  
**HT** 5-10  
**POSITION** INF  
**B/T** R/R  
**HOMETOWN** Long Beach, Calif.  
**HIGH SCHOOL** St. Anthony HS  
**MAJOR** Business Admin.

### CAREER BESTS

**H:** 3, Nevada, 4-25-25  
**2B:** 1, 5x, last: Nevada, 4-25-25  
**3B:**  
**HR:** 1, 5x, last : Nevada, 4-26-25  
**TB:** 7, Nevada, 4-25-25  
**RBI:** 3, Alabama State, 3-1-25  
**R:** 2, Texas Southern, 2-23-25  
**BB:** 2, 2x, last: UNLV, 5-2-25  
**SF:** 1, San Diego State, 3-22-25  
**SB:**

### NOTES

- All 49 starts were at 1B
- Led the team with 9 multi-RBI games

**FRESHMAN (2025):** Played in 50 games with 49 starts... all 49 starts were at first... hit .275 with a .420 slugging percentage and a .384 on-base percentage... led the team with five home runs... first home run was a walk-off three-run home run against Alabama State on March 1... first collegiate hit was against Houston Christian on Feb. 7, which drove in the game-winning run... finished with 38 hits, five doubles, five home runs, 27 RBI and 19 walks... tied for the team lead with six hit-by-pitches... fifth on the team in batting average, on-base percentage, total bases and hits... fourth on the team in walks... six multi-hit games with five games with two and one game with three hits... led the team with nine multi-RBI games with eight with two and one with three.... named an Easton/NFCA All-America Scholar-Athlete... MW Scholar-Athlete and Academic All-MW.

**HIGH SCHOOL:** Graduated from St. Anthony High School... won the 2022 Division 3 Del Ray League and the Division 3 CIF State Championship... named to the Del Rey All-League First Team and the MVP in 2022... named to the Del Rey All-League First Team in 2021... ranked 33rd in the Extra Inning Class of 2022 after being ranked 69th in the 2021 rankings.

**CLUB:** Played for USA Athletics... named to the PGF All-American Watchlist in 2023, the PGF Regional Futures Watchlist in 2022... hit .452 with an on-base percentage of .585 and a .968 slugging percentage following 14 hits with five home runs and one double in 2023 season... registered 16 RBI and reached base with seven walks and three hit-by-pitches.

**PERSONAL:** Birthday is April 23... born in Long Beach, California ... parents are Mac and Molly McKenzie... has two siblings: Jacob and Johnathan... majoring in business administration.

**ON WHY UNM:** "I chose UNM because of the atmosphere. The way the coaches showed their passion and dedication for the players and the sport is also what sold me."



## CAREER STATISTICS

SEASON	GP	GS	AVG.	AB	R	H	2B	3B	HR	RBI	TB	SLG%	BB	SO	HBP	OB%	SF	SH	SB-SA	PO	A	E	FLD%
2025	50	49	.275	138	10	38	5	0	5	27	58	.420	19	13	6	.384	1	0	0-0	284	9	1	.997
<b>TOTAL</b>	<b>50</b>	<b>49</b>	<b>.275</b>	<b>138</b>	<b>10</b>	<b>38</b>	<b>5</b>	<b>0</b>	<b>5</b>	<b>27</b>	<b>58</b>	<b>.420</b>	<b>19</b>	<b>13</b>	<b>6</b>	<b>.384</b>	<b>1</b>	<b>0</b>	<b>0-0</b>	<b>284</b>	<b>9</b>	<b>1</b>	<b>.997</b>





TRIP





## 77 MARINA TINARI

**CLASS** Junior  
**HT** 5-4  
**POSITION** UTIL  
**B/T** L/L  
**HOMETOWN** Castle Rock, Colo.  
**LAST SCHOOL** Florida Gulf Coast  
**MAJOR** Psychology

### CAREER BESTS

**IP:** 4.0, St. John's, 2-9-25  
**BB:** 1, 2x, last: Texas So., 2-23-25  
**K:** 4, Nevada, 4-25-25  
**BF:** 18, St. John's, 2-9-25  
**FHA:** 4, St. John's, 2-9-25  
**FBBA:** 1, St. John's, 2-9-25

FHA= Fewest hits allowed (3.0 IP min.)  
 FBBA= Fewest walks allowed (3.0 IP min.)

### NOTES

• Appeared in the circle 12 times with 4 starts and 8 games as a pinch hitter or pinch runner

**SOPHOMORE (2025):** Appeared in 12 games in the circle with four starts... threw 19.2 innings with 10 strikeouts... also appeared as a pinch hitter in seven games and a pinch runner in one... recorded a hit against Sam Houston on Feb. 6... walked three times... in the circle, struck out a season-high four against Nevada on April 25... multiple strikeouts in three games, a strikeout in five games... named an Easton/NFCA All-America Scholar-Athlete... MW Scholar-Athlete and Academic All-MW.

### FRESHMAN (at Florida Gulf Coast, 2024):

Appeared in 12 games with one start... didn't allow a run in a combined 5.1 innings through four consecutive appearances in the circle... threw 15.2 innings, striking out six, and faced 79 batters... twice threw 2.2 innings against Louisville and Florida State for season highs... recorded multiple strikeouts twice with two against Louisville and Middle Tennessee State... pinch ran against Jacksonville which turned into a run.

**HIGH SCHOOL:** Graduated from Douglas County High School... hit .553 with 52 hits, 45 RBI and a .600 on-base percentage and a .797 slugging percentage... threw 103.1 innings and faced 409 batters with a 1.49 ERA and 166 strikeouts, while holding opponents to a .181 batting average... earned First Team All-State and First Team All-Conference in 2022 and Second Team All-Conference in 2019 and 2021...team won the conference and regional championship before finishing as the 5A state runner-up in 2022.

**CLUB:** Played for East Cobb Bullets... earned First Team All-Tournament at the Colorado 4th of July (Sparkler) and Second Team All-Tournament at the Colorado 4th of July (Sparkler) in 2022... First Team All Tournament at the Colorado 4th of July (Sparkler) and Pitcher of the Tournament at the Colorado 4th of July (Sparkler) in 2023.

**PERSONAL:** Birthday is Jan. 24... born in Bryn Mawr, Pennsylvania... parents are Rossana Urbina and Jeffrey Tinari... has two siblings: Tiana and Gunnar...majoring in psychology with a Spanish minor.

**ON WHY UNM:** "I chose UNM because from the first phone call with Coach Hannabas and then with Coach Dickson, to my visit, I knew that this was the coaching staff that I wanted to learn from, play for, and compete with."



## CAREER STATISTICS

SEASON	GS	APP	CG	W-L	ERA	SHO	SV	IP	H	R	ER	BB	SO	2B	3B	HR	BF	NP-STK	WP	HBP	PO	A	E	FLD%
2024*	1	12	0	0-2	4.47	0/0	0	15.2	20	14	10	10	6	3	0	4	79	288-161	2	3	0	4	1	.800
2025	4	12	0	0-4	7.47	0/0	0	19.2	29	21	21	18	10	8	1	7	105	393-214	3	1	0	3	0	1.000
<b>TOTAL</b>	<b>5</b>	<b>24</b>	<b>0</b>	<b>0-6</b>	<b>6.14</b>	<b>0/0</b>	<b>0</b>	<b>35.1</b>	<b>49</b>	<b>35</b>	<b>31</b>	<b>28</b>	<b>16</b>	<b>11</b>	<b>1</b>	<b>11</b>	<b>184</b>	<b>681-375</b>	<b>5</b>	<b>4</b>	<b>0</b>	<b>7</b>	<b>1</b>	<b>.875</b>

\*at Florida Gulf Coast



## FRESHMEN



**5 ESTRELLA ROWE**

**HT** 5-7  
**POSITION** INF  
**B/T** R/R  
**HOMETOWN** Friendswood, Texas  
**HIGH SCHOOL** Clear Brook HS  
**MAJOR** Biology



**6 ALYSSA HENSGEN**

**HT** 5-11  
**POSITION** P  
**B/T** R/R  
**HOMETOWN** Lakewood, Calif.  
**HIGH SCHOOL** Mayfair HS  
**MAJOR** Business Admin.



**7 CAITLIN BENNINGFIELD**

**HT** 5-9  
**POSITION** UTIL  
**B/T** R/R  
**HOMETOWN** Round Rock, Texas  
**HIGH SCHOOL** Cedar Ridge HS  
**MAJOR** Elementary Ed.



**8 ARIANNA CAPEK**

**HT** 5-6  
**POSITION** P  
**B/T** R/R  
**HOMETOWN** Canyon Lake, Texas  
**HIGH SCHOOL** Smithson Valley HS  
**MAJOR** Business Admin.



**12 MELANIE MACIAS**

**HT** 5-6  
**POSITION** INF  
**B/T** R/R  
**HOMETOWN** Albuquerque, N.M.  
**HIGH SCHOOL** Atrisco Heritage Ac.  
**MAJOR** Elementary Ed.



**13 BRIANA WILLIAMS**

**HT** 5-5  
**POSITION** OF  
**B/T** L/R  
**HOMETOWN** Denton, Texas  
**HIGH SCHOOL** John H. Guyer HS  
**MAJOR** Business Admin.



**17 ALEXA WILDE**

**HT** 5-7  
**POSITION** UTIL  
**B/T** R/R  
**HOMETOWN** Phoenix, Ariz.  
**HIGH SCHOOL** Pinnacle HS  
**MAJOR** Nursing



**21 ALLYSEN PITCOX**

**HT** 5-6  
**POSITION** C  
**B/T** R/R  
**HOMETOWN** Seal Beach, Calif.  
**HIGH SCHOOL** Los Alamitos HS  
**MAJOR** Business Admin.



FRESHMEN



**33** TENZLY  
MARTIN

HT 5-6  
POSITION C  
B/T R/R  
HOMETOWN Alvarado, Texas  
HIGH SCHOOL Venus HS  
MAJOR Criminology



**44** MIALANI  
OCAMPO

HT 5-4  
POSITION UTIL  
B/T L/R  
HOMETOWN Gilbert, Ariz.  
HIGH SCHOOL Highland HS  
MAJOR Psychology



INDIVIDUAL CAREER GAME-BY-GAME STATISTICS (AT UNM)

BARELA'S GAME-BY-GAME STATISTICS

2025 - FRESHMAN

Date	Opponent	GS	IP	H	R	ER	BB	K	WP	PO	A	W/L	SV	NP
2/7	at Houston	0.1	0	3	2	2	1	0	0	0	0	-	-	24
2/14	St. Thomas	1.2	1	1	0	0	3	0	0	1	-	-	-	32
2/28	at Mississippi St.	2.2	3	0	0	3	1	0	0	0	0	-	-	51
3/1	at Mississippi St.	4.0	3	3	3	1	2	0	0	0	0	-	-	57
3/8	Saint Joseph's	1.0	2	0	0	1	0	0	0	0	0	-	-	18
3/11	at NM State	4.1	0	0	0	1	3	0	0	1	-	-	-	41
3/14	San José State	0.0	0	1	1	2	0	0	0	0	0	-	-	9
3/22	at San Diego State	1.1	3	4	4	1	0	0	0	0	0	L	-	35
4/2	at Utah State	1.1	3	2	2	1	1	0	0	0	0	-	-	15
4/13	Colorado State	1.0	0	0	0	0	1	0	0	1	-	-	-	4
4/15	at UTEP	* 2.0	4	3	2	0	3	0	0	1	L	-	-	49
4/18	at Fresno State	0.2	2	1	1	2	0	2	0	0	0	-	-	27
4/25	Nevada	2.1	4	4	4	1	3	0	0	0	L	-	-	45
4/26	Nevada	0.1	0	0	0	1	0	0	0	0	0	-	-	7
4/27	Nevada	1.0	2	3	0	0	1	0	0	0	0	-	-	15
5/2	at UNLV	1.0	2	2	2	0	0	0	0	1	-	-	-	19
		1	25.0	29	27	21	16	19	2	0	5	0-3	0	448

BRIONES' GAME-BY-GAME STATISTICS

2024 - FRESHMAN

Date	Opponent	GS	AB	R	H	RBI	2B	3B	HR	BB	HBP	SF	K	SB-A	PO	A	E
2/10	California	ph/2b	2	1	1	0	0	0	0	0	0	0	0	1-1	2	0	0
2/11	at Louisiana	*2b	2	0	0	0	0	0	0	0	0	0	0	0-0	2	1	0
2/23	SFA	3b	2	0	1	0	0	0	0	0	0	0	0	0-0	0	2	0
2/23	at North Texas	*3b	2	0	0	0	0	0	0	0	0	0	1	0-0	1	2	0
2/24	SFA	*3b	1	0	0	0	0	0	0	0	0	0	0	0-0	0	0	0
2/25	Minnesota	3b	0	0	0	0	0	0	0	0	0	0	0	0-0	0	0	0
2/28	Texas Tech	ph	1	0	0	0	0	0	0	0	0	0	0	0-0	0	0	0
3/7	at Hawai'i	ph	0	0	0	0	0	0	0	0	0	0	0	0-0	0	0	0
3/12	at Texas Tech	3b	1	0	1	0	1	0	0	0	0	0	0	0-0	0	1	0
3/15	at San José State	ph/dp	2	0	1	0	0	0	0	0	0	0	0	0-0	0	0	0
3/16	at San José State	*dp/3b	3	0	0	0	0	0	0	0	0	0	0	0-0	0	0	0
3/19	UTEP	*2b	2	0	0	0	0	0	0	0	0	0	1	0-0	0	1	0
3/22	UNLV	ph	1	0	0	0	0	0	0	0	0	0	1	0-0	0	0	0
3/28	at Nevada	ph	1	0	0	0	0	0	0	0	0	0	0	0-0	0	0	0
4/3	San Diego State	ph	1	1	1	0	1	0	0	0	0	0	0	0-0	0	0	0
4/7	at Colorado State	ph	1	0	0	0	0	0	0	0	0	0	0	0-0	0	0	0
4/21	Utah State	ph	0	0	0	0	0	0	1	0	0	0	0	0-0	0	0	0
4/27	at Boise State	ph	1	0	0	0	0	0	0	0	0	0	1	0-0	0	0	0
		5	23	2	5	0	2	0	0	1	0	0	5	1-1	5	7	0

DAWSON'S GAME-BY-GAME STATISTICS

2025 - FRESHMAN (HITTING)

Date	Opponent	GS	AB	R	H	RBI	2B	3B	HR	BB	HBP	SF	K	SB-A	PO	A	E
2/6	Texas A&M-CC	ph	1	0	1	1	0	0	0	0	0	0	0	0-0	0	0	0
2/7	at Houston Christian	ph	1	0	0	0	0	0	0	0	0	0	1	0-0	0	0	0
2/7	at Houston	ph	1	1	1	3	0	0	1	0	0	0	0	0-0	0	0	0
2/8	at Houston Christian	*dp	3	0	0	0	0	0	0	0	0	0	1	0-0	0	0	0
2/8	at Houston	ph	1	0	0	0	0	0	0	0	0	0	0	0-0	0	0	0
2/9	St. John's	ph	1	0	0	0	0	0	0	0	0	0	0	0-0	0	0	0
2/14	Fordham	ph	1	0	0	0	0	0	0	0	0	0	0	0-0	0	0	0
2/15	at Texas State	ph	1	0	0	0	0	0	0	0	0	0	0	0-0	0	0	0
2/21	North Dakota	ph	1	0	0	0	0	0	0	0	0	0	1	0-0	0	0	0
2/22	North Dakota	ph/dp	1	1	1	4	0	0	1	0	1	0	0	0-1	0	0	0
2/23	Texas Southern	*dp	3	1	1	1	0	0	0	1	0	0	0	0-0	0	0	0
2/23	at Tarleton State	ph	1	0	0	0	0	0	0	0	0	0	1	0-0	0	0	0
2/28	Northwestern St.	*dp	3	0	0	0	0	0	0	0	0	0	2	0-0	0	0	0
2/28	at Mississippi St.	ph	1	0	0	0	0	0	0	0	0	0	1	0-0	0	0	0
3/1	at Mississippi St.	*dp	4	0	2	0	0	0	0	0	0	0	1	0-0	0	0	0
3/1	Alabama State	ph	1	0	0	0	0	0	0	0	0	0	0	0-0	0	0	0
3/2	Alabama State	ph	0	0	0	0	0	0	1	0	0	0	0	0-0	0	0	0
3/6	Saint Joseph's	ph	1	0	0	0	0	0	0	0	0	0	1	0-0	0	0	0
3/7	San Diego	ph	1	0	0	0	0	0	0	0	0	0	0	0-0	0	0	0
3/7	Penn	ph	1	0	0	0	0	0	0	0	0	0	0	0-0	0	0	0
3/8	Saint Joseph's	ph	1	1	1	3	0	0	1	0	0	0	0	0-0	0	0	0
3/11	at NM State	ph	1	0	1	0	0	0	0	0	0	0	0	0-0	0	0	0
3/14	San José State	ph	1	0	0	0	0	0	0	0	0	0	1	0-0	0	0	0
3/16	San José State	ph	1	0	0	0	0	0	0	0	0	0	0	0-0	0	0	0
3/21	at San Diego St.	ph	1	0	0	0	0	0	0	0	0	0	0	0-0	0	0	0
3/22	at San Diego St.	ph	1	0	1	0	0	0	0	0	0	0	0	0-0	0	0	0
3/23	at San Diego St.	ph	1	0	0	0	0	0	0	0	0	0	0	0-0	0	0	0
3/25	at UC San Diego	*of	2	0	0	0	0	0	0	1	0	0	0	0-0	2	0	0
4/2	at Utah State	ph	1	0	0	0	0	0	0	0	0	0	0	0-0	0	0	0
4/2	at Utah State	ph/dp	0	1	0	0	0	0	0	1	0	0	0	0-0	0	0	0
4/6	Boise State	ph	0	0	0	0	0	0	0	1	0	0	0	0-0	0	0	0
4/6	Boise State	ph	1	0	0	0	0	0	0	0	0	0	0	0-0	0	0	0
4/12	Colorado State	ph	1	0	1	0	0	0	0	0	0	0	0	0-0	0	0	0
4/13	Colorado State	ph	1	0	0	0	0	0	0	0	0	0	1	0-0	0	0	0
4/17	at Fresno State	ph	1	0	0	0	0	0	0	0	0	0	1	0-0	0	0	0
4/18	at Fresno State	ph	1	0	0	0	0	0	0	0	0	0	1	0-0	0	0	0
4/22	UTEP	*c	3	1	0	0	0	0	0	0	0	0	0	0-0	0	0	0
4/25	Nevada	*c	3	1	0	0	0	0	0	1	0	0	0	0-0	5	0	0
4/27	Nevada	ph/c	1	0	0	0	0	0	0	0	0	0	0	0-0	1	0	0
5/1	at UNLV	*c	4	0	1	0	0	0	0	0	0	0	0	1-0	6	2	0
5/2	at UNLV	*c	4	0	2	0	0	0	0	0	0	0	0	0-0	0	0	0
5/3	at UNLV	*c	2	0	1	0	0	0	0	1	0	0	0	0-0	2	0	0
		5	47	5	10	12	0	0	3	6	1	0	14	0-1	3	0	0

2025 - FRESHMAN (PITCHING)

Date	Opponent	GS	IP	H	R	ER	BB	K	WP	PO	A	W/L	SV	NP
2/22	Texas Southern	0.1	0	2	2	2	0	0	0	0	0	-	-	17
4/15	at UTEP	0.1	1	1	1	1	0	0	0	0	0	-	-	17
		0.2	1	3	3	3	0	0	0	0	0	-	-	34

DELEON'S GAME-BY-GAME STATISTICS

2025 - FRESHMAN

Date	Opponent	GS	AB	R	H	RBI	2B	3B	HR	BB	HBP	SF	K	SB-A	PO	A	E
2/6	Texas A&M-CC	ph	0	0	0	0	0	0	0	1	0	0	0	0-0	0	0	0
2/6	at Sam Houston	ph	0	0	0	0	0	0	0	1	0	0	0	0-0	0	0	0
2/7	at Houston Christian	*dp	3	0	1	0	0	0	0	0	0	0	0	0-0	0	0	0
2/7	at Houston	*c	1	0	1	1	0	0	0	1	0	0	0	0-0	5	0	0
2/8	at Houston Christian	*c	4	0	0	0	0	0	0	0	0	0	2	0-0	4	0	0
2/8	at Houston	*dp	5	1	2	2	0	0	1	0	0	0	1	0-0	0	0	0
2/9	St. John's	*dp	4	0	1	0	0	0	0	0	0	0	2	0-0	0	0	0
2/14	Fordham	*c	2	0	1	1	0	0	0	0	0	0	1	0-0	10	0	0
2/14	St. Thomas	*dp	2	0	1	1	0	0	0	1	0	0	0	0-0	0	0	0
2/15	at Texas State	*1b	2	0	0	0	0	0	0	0	0	0	1	0-0	3	1	0
2/15	St. Thomas	*dp/c	4	0	1	0	0	0	0	0	0	0	1	0-0	1	0	0
2/16	at Texas State	*c/1b	4	0	2	2	0	0	0	0	0	0	1	0-0	2	0	0
2/21	North Dakota	*c	3	0	1	0	0	0	0	1	0	0	1	0-0	10	1	0
2/22	Texas Southern	*3b	3	1	2	4	0	0	1	1	0	0	1	0-0	0	1	0
2/22	North Dakota	*dp	2	1	1	1	0	0	0	1	0	0	1	0-0	8	0	1
2/23	Texas Southern	*c	1	0	0	0	0	0	0	2	0	0	0	1-0	6	0	0
2/23	at Tarleton State	*dp	3	0	0	0	0	0	0	0	0	0	1	0-0	0	0	0
2/28	Northwestern St.	*c	1	1	1	1	0	0	0	1	0	0	0	0-0	9	0	0
2/28	at Mississippi St.	*dp	3	0	0	0	0	0	0	0	0	0	1	0-0	0	0	0
3/1	at Mississippi St.	*c	2	0	0	0	0	0	0	0	0	0	1	0-0	2	1	0
3/1	Alabama State	*c	3	1	2	1	0	0	0	1	0	0	0	0-0	6	0	0
3/2	Alabama State	*c	2	1	2	1	0	0	0	2	0	0	0	0-0	9	0	0
3/6	Saint Joseph's	*c	2	0	1	3	1	0	0	0	0	0	0	0-0	3	1	0
3/7	San Diego	*c	1	0	1	0	0	0	0	1	0	0	0	0-0	3	0	0
3/7	Penn	*c	3	1	1	1	0	0	1	0	0	0	0	0-0	7	0	0
3/8	Saint Joseph's	*c	2	0	0	0	0	0	0	1	0	0	0	0-0	3	0	0
3/11	at NM State	*c	4	0	2	0	1	0	0	0	0	0	1	0-0	5	0	0
3/14	San José State	*c	3	0	1	1	1	0	0	0	0	0	0	0-0	2	0	0
3/15	San José State	*c	4	0	3	1	1	0	0	0	0	0	0	0-0	4	0	0
3/16	San José State	*c	4	0	0	0	0	0	0	0	0	0	3	0-0	6	0	0
3/21	at San Diego State	*c	3	0	0	0	0	0	0	0	0	0	0	0-0	4	1	0
3/22	at San Diego State	*c	3	0	1	1	0	0	0	0	0	0	0	0-0	5	1	0
3/23	at San Diego State	*c	3	0	0	0	0	0	0	0	0	0	1	0-0	2	0	0
3/25	at UC San Diego	*c	3	0	1	1	0	0	0	0	0	0	0	0-0	3	0	0
4/2	at Utah State	*c	5	1	5	3	2	0	0	0	0	0	1	0-0	8	0	0
4/2	at Utah State	*c	2	0	2	1	0	0	0	2	0	0	0	0-0	0	0	0
4/6	Boise State	*c	2	0	0	1	0	0	0	0	0	0	1	0-0	10	0	0
4/6	Boise State	*c	4	0	2	2	0	0	0	0	0	0	0	0-0	6	0	0
4/11	Colorado State	*c	2	0	0	0	0	0	0	0	0	0	2	0-0	3	0	0
4/12	Colorado State	*c	3	0	0	0	0	0	0	0	0	0	3	0-0	1	0	0
4/13	Colorado State	*c	2	0	1	0	0	0	0	1	0	0	0	0-0	3	1	1
4/15	at UTEP	*c	1	0	0	0	0	0	0	1	0	0	1	0-0	3	0	0
4/17	at Fresno State	*c	3	0	0	0	1	0	0	0	0	0	1	0-0	4	0	0
4/18	at Fresno State	*c	4	0	2	2	0	0	0	0	0	0	1	0-0	3	1	0
4/19	at Fresno State	*c	4	0	0	0	0	0	0	0	0	0	1	0-0	4	0	1
4/22	UTEP	*c	1	0	0	0	0	0	0	0	0	0	0	0-0	0	0	0
4/25	Nevada	*c	3	1	0	0	0	0	0	1	0	0	0	0-0	5	0	0
4/27	Nevada	ph/c	1	0	0	0	0	0	0	0	0	0	0	0-0	1	0	0
5/1	at UNLV	*c	4	0	1	0	0	0	0	0	0	0	1	0-0	6	2	0
5/2	at UNLV	*c	4	0	2	0	0	0	0	0	0	0	0	0-0	0	0	0
5/3	at UNLV	*c	2	0	1	0	0	0	0	1	0	0	0	0-0	2	0	0
		48	136	9	46	33	9	0	3	21	0	5	29	0-0	181	11	



4/13	Colorado State	*	4.0	7	4	2	0	3	0	1	1	L	-	63	
4/17	at Fresno State	*	2.1	5	3	2	2	3	0	0	0	-	-	62	
4/19	at Fresno State	*	4.1	5	5	2	2	3	0	0	1	L	-	87	
4/22	UTEP	*	4.1	6	5	5	2	2	1	1	1	L	-	83	
4/26	Nevada	*	4.0	8	6	6	2	4	0	0	0	L	-	69	
4/27	Nevada	*	0.1	4	4	4	0	0	0	0	1	L	-	18	
5/1	at UNLV	*	7.0	5	0	0	4	7	0	0	3	W	-	130	
			26	142.1	152	87	64	54	139	4	3	32	15-10	-	2559

#### 2024 - FRESHMAN

Date	Opponent	GS	IP	H	R	ER	BB	K	WP	PO	A	W/L	SV	NP	
2/9	Tennessee State		4.0	4	0	0	0	4	1	0	0	W	-	72	
2/10	Chattanooga	*	2.0	4	1	0	2	2	0	0	0	L	-	54	
2/10	California		0.0	4	6	6	2	0	0	0	0	-	-	29	
2/11	Louisiana	*	2.0	4	4	4	1	1	0	0	0	L	-	47	
2/14	UTEP	*	7.2	9	4	4	2	9	0	0	3	L	-	133	
2/16	Marist	*	6.0	4	3	3	5	7	0	0	1	W	-	108	
2/17	Houston Christian	*	6.0	5	3	3	2	3	1	0	1	L	-	95	
2/18	Marist		2.2	1	0	0	1	4	0	0	0	-	1	36	
2/18	at ACU	*	4.1	8	8	4	0	1	0	0	1	L	-	92	
2/23	SFA	*	7.0	5	3	2	3	0	0	1	3	W	-	90	
2/24	SFA	*	0.0	3	4	4	0	0	0	0	0	L	-	9	
2/25	Minnesota	*	5.0	9	5	5	3	2	1	0	0	L	-	64	
2/28	Texas Tech	*	0.0	3	3	3	0	0	0	0	0	L	-	9	
3/1	Pacific		4.0	4	2	2	3	0	1	0	1	-	-	75	
3/2	Toledo	*	7.0	5	1	1	0	4	0	0	0	W	-	88	
3/7	Cleveland State	*	6.0	4	3	2	1	5	0	0	0	L	-	84	
3/8	UConn	*	4.1	5	3	3	2	3	0	0	1	L	-	82	
3/8	at Hawai'i		4.0	2	2	2	2	2	0	0	1	W	-	65	
3/12	at Texas Tech	*	0.1	3	3	3	0	0	0	0	0	L	-	18	
3/15	at San José State		3.2	1	1	1	1	2	0	0	0	W	-	48	
3/16	at San José State	*	6.0	5	3	2	1	2	1	0	2	L	-	64	
3/17	at San José State		2.1	6	3	2	0	0	0	0	0	-	-	27	
3/19	UTEP	*	7.0	2	1	1	0	6	0	0	0	W	-	93	
3/22	UNLV		1.2	2	1	1	0	2	0	0	0	-	-	29	
3/23	UNLV	*	8.0	4	1	1	7	5	1	1	3	W	-	148	
3/26	at NM State	*	3.1	4	4	2	4	2	0	0	1	L	-	94	
3/26	at NM State		3.1	4	4	4	2	1	0	0	1	L	-	71	
3/28	at Nevada	*	6.0	9	5	5	0	4	0	1	1	L	-	126	
3/28	at Nevada		4.2	6	5	3	4	3	1	0	0	-	-	112	
3/29	at Nevada	*	1.0	4	4	4	1	1	0	0	0	L	-	34	
4/3	San Diego State	*	6.0	7	4	4	4	2	0	0	1	L	-	111	
4/3	San Diego State		1.0	2	4	4	2	0	0	0	0	L	-	23	
4/6	at Colorado State	*	4.0	7	8	8	2	3	0	0	0	L	-	103	
4/7	at Colorado State		0.1	2	4	4	2	1	0	0	0	-	-	28	
4/20	Utah State		6.0	1	0	0	3	4	0	0	1	W	-	82	
4/21	Utah State		4.1	3	2	2	2	2	0	0	0	W	-	70	
4/27	at Boise State	*	1.1	2	2	2	1	0	0	0	0	-	-	31	
4/28	at Boise State		0.0	1	2	2	2	0	0	0	0	-	-	17	
5/3	Fresno State	*	3.0	5	1	1	1	2	1	0	1	-	-	48	
5/4	Fresno State		1.2	4	2	2	0	1	0	0	0	-	-	29	
			24	147	167	119	106	68	90	8	3	23	10-19	1	2473

#### HANAWAHINE'S GAME-BY-GAME STATISTICS

##### 2025 - SOPHOMORE

Date	Opponent	GS	AB	R	H	RBI	2B	3B	HR	BB	HBP	SF	K	SB-A	PO	A	E
2/7	at Houston Christian	*3b	2	0	0	0	0	0	0	0	0	0	2	0-0	0	3	0
2/8	at Houston	*3b	5	0	0	0	0	0	0	0	0	0	0	0-0	0	5	0
2/9	St. John's	*ss	2	0	0	0	0	0	0	0	0	0	1	0-0	1	0	0
2/14	St. Thomas	*3b	2	0	0	0	0	0	0	0	0	0	1	0-0	0	1	0
2/15	St. Thomas	*3b	2	0	0	0	0	0	0	0	0	0	1	0-0	0	3	0
2/22	North Dakota	*3b	1	0	0	0	0	0	0	0	0	0	1	0-0	0	0	0
2/23	at Tarleton State	3b	0	0	0	0	0	0	0	0	0	0	0	0-0	0	0	0
2/28	at Mississippi St.	*2b	1	0	0	0	0	0	0	0	1	0	0	0-0	1	3	0
3/7	Penn	2b	0	0	0	0	0	0	0	0	0	0	0	0-0	0	1	0
4/6	Boise State	ss	1	0	0	0	0	0	0	0	0	0	0	0-0	0	1	0
4/11	Colorado State	*ss	2	0	1	0	1	0	0	0	0	0	0	0-0	2	0	0
4/15	at UTEP	*ss	1	0	0	0	0	0	0	0	0	0	0	0-0	0	0	1
4/18	at Fresno State	*2b	2	0	0	0	0	0	0	0	0	0	0	0-0	1	2	1
4/19	at Fresno State	*2b/ss	3	0	1	0	1	0	0	0	0	0	1	0-0	1	1	1
4/22	UTEP	*2b	3	1	1	0	0	0	0	0	0	0	0	0-0	0	2	0
4/25	Nevada	*2b	4	1	2	2	1	0	0	0	0	0	0	0-0	1	1	0
4/26	Nevada	*3b	3	1	0	0	0	0	0	0	0	0	0	0-0	0	2	0
4/27	Nevada	*3b/ss	3	0	1	0	1	0	0	0	0	0	0	0-0	0	1	3
5/1	at UNLV	*2b	2	0	0	0	0	0	0	0	0	0	0	0-0	3	0	0
5/2	at UNLV	*2b	3	0	2	2	0	0	0	0	0	0	0	0-0	4	0	0
5/3	at UNLV	*2b	3	0	2	1	0	0	0	0	0	0	0	0-0	1	0	0
		18	45	3	10	5	4	0	0	0	1	0	7	0-0	15	26	6

#### 2024 - FRESHMAN

Date	Opponent	GS	AB	R	H	RBI	2B	3B	HR	BB	HBP	SF	K	SB-A	PO	A	E
2/23	at North Texas	ph	1	0	0	0	0	0	0	0	0	0	1	0-0	0	0	0
2/28	Texas Tech	ph	1	0	1	0	0	0	0	0	0	0	0	0-0	0	0	0
3/7	at Hawai'i	ph	1	0	0	0	0	0	0	0	0	0	1	0-0	0	0	0
5/3	Fresno State	ph	1	0	0	0	0	0	0	0	0	0	1	0-0	0	0	0
			4	0	1	0	0	0	0	0	0	0	3	0-0	0	0	0

#### HEATHCOCK'S GAME-BY-GAME STATISTICS

##### 2025 - JUNIOR

Date	Opponent	GS	AB	R	H	RBI	2B	3B	HR	BB	HBP	SF	K	SB-A	PO	A	E
2/6	at Sam Houston	ph/3b	2	0	0	0	0	0	0	0	0	0	0	0-0	0	0	0
2/9	St. John's	ph/3b	2	0	0	0	0	0	0	1	0	0	1	0-0	2	1	0
2/15	St. Thomas	ph	1	0	0	0	0	0	0	0	0	0	1	0-0	0	0	0
2/22	Texas Southern	*3b	3	0	0	0	0	0	0	1	0	0	0	0-0	0	1	0

2/23	at Tarleton State	ph	1	0	0	0	0	0	0	0	0	0	0	0	0-0	0	0	0
2/28	at Mississippi St.	*3b	2	0	0	0	0	0	0	0	0	0	0	0	1	0-0	0	0
3/1	at Mississippi St.	ph/c	2	0	0	0	0	0	0	0	0	0	0	0	1	0-0	0	0
3/1	Alabama State	ph	0	1	0	0	0	0	0	0	1	0	0	0	0-0	0	0	0
3/7	Penn	ph	1	0	0	0	0	0	0	0	0	0	0	0	0-0	0	0	0
3/8	Saint Joseph's	ph	1	0	0	0	0	0	0	0	0	0	0	0	0-0	0	0	0
3/23	at San Diego State	3b	1	0	0	0	0	0	0	0	0	0	0	0	0-0	1	0	0
3/25	at UC San Diego	ph/c	1	0	0	0	0	0	0	0	0	0	0	0	1	0-0	0	0
4/26	Nevada	ph	0	0	0	0	0	0	0	0	1	0	0	0	0-0	0	0	0
			2	17	1	0	0	0	0	0	4	0	0	5	0-0	3	2	0

#### LUDERER'S GAME-BY-GAME STATISTICS

##### 2025 - SOPHOMORE

Date	Opponent	GS	AB	R	H	RBI	2B	3B	HR	BB	HBP	SAC	K	SB-A	PO	A	E	
2/6	Texas A&M-CC	*of	1	1	0	0	0	0	0	0	1	0	0	0-0	1	0	0	
2/6	at Sam Houston	*of	0	0	0	0	0	0	0	0	0	0	0	0-0	0	0	0	
2/7	at Houston Christian	of	0	0	0	0	0	0	0	0	0	0	0	0-0	0	0	0	
2/8	at Houston Christian	pr	0	0	0	0	0	0	0	0	0	0	0	0-0	0	0	0	
2/8	at Houston	of	0	0	0	0	0	0	0	0	0	0	0	0-0	1	0	0	
2/9	St. John's	pr	0	1	0	0	0	0	0	0	0	0	0	0-0	0	0	0	
2/14	Fordham	*of	1	0	0	0	0	0	0	0	0	0	0	0-0	1	0	0	
2/14	St. Thomas	pr/of	0	2	0	0	0	0	0	0	1	0	0	0-0	0	0	0	
2/15	at Texas State	*of	3	0	1	0	0	0	0	0	0	0	2	0-0	1	0	0	
2/15	St. Thomas	pr	0	1	0	0	0	0	0	0	0	0	0	0-0	0	0	0	
2/16	at Texas State	of	2	1	1	0	0	0	0	0	0	0	0	0-0	3	0	0	
2/21	North Dakota	*of	2	0	1	1	0	0	0	0	0	0	1	0-0	1	0	0	
2/22	Texas Southern	*of	2	1	1	0	0	0	0	0	1	1	0	0-0	0	0	0	
2/22	North Dakota	*of	3	1	1	0	0	0	0	0	0	0	1	0-0	0	0	0	
2/23	Texas Southern	*of/3b	0	0	0	0	0	0	0	0	0	0	0	0-0	0	0	0	
2/23	at Tarleton State	*3b	1	0	0	0	0	0	0	0	0	0	1	0-0	1	1	0	
2/28	Northwestern St.	*of	2	1	1	1	0	0	0	0	0	0	1	0-0	0	0	0	
2/28	at Mississippi St.	*of	1	0	0	1	0	0	0	0	1	0	0	0-0	2	0	0	
3/1	at Mississippi St.	*of	3	1	1	2	0	0	1	0	0	0	0	0-0	4	1	0	
3/1	Alabama State	*of	2	0	1	1	0	0	0	0	0	1	0	0-0	1	0	1	
3/2	Alabama State	*of	4	0	0	3	0	0	0	0	0	0	0	0-0	0	0	0	
3/6	Saint Joseph's	*of	3	2	1	0	0	0	0	0	0	0	1	0-0	0	0	0	
3/7	San Diego	*of	1	0	0	0	0	0	0	0	0	0	0	0-0	0	0	0	
3/7	Penn	*of	2	0	1	0	0	0	0	0	0	0	1	1-1	1	0	0	
3/8	Saint Joseph's	*of	3	1	2	2	1	0	0	0	0	0	0	0-0	1	0	0	
3/11	at NM State	*of/2b	3	0	0	0	0	0	0	0	0	0	1	0-0	0	1	0	
3/14	San José State	*of	1	0	0	0	0	0	0	0	1	0	0	1-1	1	0	0	
3/15	San José State	*of	3	1	1	0	0	0	0	0	0	0	0	1-1	2	0	0	
3/16	San José State	*of	3	0	2	2	2	0	0	0	0	0	1	0-0	5	0	0	
3/21	at San Diego State	*of	3	0	0	0	0	0	0	0	0	0	3	0-0	2	1	0	
3/22	at San Diego State	*of	3	1	1	0	0	0	0	0	0	0	0	1-1	1	0	0	
3/23	at San Diego State	*of	3	0	0	0	0	0	0	0	0	0	1	0-0	0	0	0	
3/25	at UC San Diego	*3b/of	2	1	1	0	0	0	0	1	0	0	1	0-0	0	1	0	
4/2	at Utah State	*of	3	0	0	0	0	0	0	0	0	1	1	0-0	6	0	1	
4/2	at Utah State	*of/3b	3	0	1	0	0	0	0	0	0	0	0	0-0	0	0	0	
4/6	Boise State	*of	2	0	1	0	0	0	0	1	0	0	0	0-0	2	0	0	
4/6	Boise State	*of	1	0	0	0	0	0	0	0	0	1	1	0-0	1	0	0	
4/11	Colorado State	*of/3b	2	2	2	0	0	0	0	1	0	0	0	0-0	1	1	0	
4/12	Colorado State	*3b	2	0	1	1	0	0	0	1	0	0	0	1-1	0	3	0	
4/13	Colorado State	*3b	1	0	0	0	0	0	0	0	0	0	0	0-0	0	0	1	
4/15	at UTEP	of	1	0	1	0	0	0	0	0	0	0	0	0-0	0	0	0	
4/17	at Fresno State	*of	4	1	1	0	0	0	0	0	0	0	2	0-0	0	0	0	
4/18	at Fresno State	*of	3	1	0	0	0	0	0	1	0	0	2	0-0	2	0	0	
4/19	at Fresno State	*of	4	0	0	0	0	0	0	0	0	0	2	0-0	2	0	0	
4/22	UTEP	*of	2	0	1	0	0	0	0	0	0	0	1	0-0	0	0	0	
4/25	Nevada	*of	2	0	0	1	0	0	0	1	0	0	1	0-0	1	0	0	
4/26	Nevada	*of	3	0	0	0	0	0	0	0	0	0	3	0-0	4	0	0	
4/27	Nevada	*of	2	1	1	1	0	0	1	0	0	0	0	0-0	3	0	0	
5/1	at UNLV	*of	2	1	0	0	0	0	0	1	0	0	0	0-0	4	0	0	
5/2	at UNLV	*of	2	0	0	0	0	0	0	1	0	0	0	0-0	3	0	0	
5/3	at UNLV	*of	3	0	0	0	0	0	0	0	0	0	2	0-0	3	0	0	
			43	102	22	26	16	3	0	2	7	6	6	27	5-5	61	9	0



4/12	Colorado State	c	0	0	0	0	0	0	0	0	0	0	0	0	0	0	0	0
4/13	Colorado State	pr/c	0	0	0	0	0	0	0	0	0	0	0	0	0	0	0	0
4/15	at UTEP	pr/c	1	0	0	0	0	0	0	0	0	0	0	0	0	0	0	0
4/17	at Fresno State	pr/c	0	0	0	0	0	0	0	0	0	0	0	0	0	0	0	0
4/18	at Fresno State	pr/c	0	0	0	0	0	0	0	0	0	0	0	0	0	0	1	0
4/22	UTEP	pr/c	2	0	1	0	0	0	0	0	0	0	1	0	0	0	2	0
4/25	Nevada	c	0	0	0	0	0	0	0	0	0	0	0	0	0	0	2	0
5/1	at UNLV	pr/c	0	1	0	0	0	0	0	0	0	0	0	0	0	0	1	0
5/2	at UNLV	pr/c	0	0	0	0	0	0	0	0	0	0	0	0	0	0	2	0
5/3	at UNLV	pr/c	0	0	0	0	0	0	0	0	0	0	0	0	0	0	1	0
			10	8	2	1	0	0	0	0	0	1	1	0	0	33	2	0

Date	Opponent	GS	AB	R	H	BI	2B	3B	HR	BB	HBP	SF	K	SB-A	PO	A	E
2/6	Texas A&M-CC	*1b	2	1	0	0	0	0	0	0	1	0	0-0	7	0	0	
2/6	at Sam Houston	*1b	3	0	0	0	0	0	0	0	0	1	0-0	6	1	0	
2/7	at Houston Christian	*1b	3	0	1	1	0	0	0	0	0	0	0-0	13	0	0	
2/7	at Houston	*1b	4	0	1	0	0	0	0	0	0	0	0-0	7	0	0	
2/8	at Houston Christian	*1b	3	0	1	2	0	0	0	0	0	1	0-0	4	1	0	
2/8	at Houston	*1b	5	0	1	0	0	0	0	0	0	1	0-0	9	0	0	
2/9	St. John's	*1b	2	0	0	0	0	0	0	0	1	0	0-0	6	0	0	
2/14	Fordham	*1b	3	0	0	0	0	0	0	0	0	0	0-0	4	0	1	
2/15	at Texas State	ph/1b	1	0	0	0	0	0	0	0	0	1	0-0	0	0	0	
2/16	at Texas State	*1b	1	0	0	0	0	0	0	0	0	1	0-0	3	0	0	
2/21	North Dakota	*1b	1	0	1	0	1	0	0	1	0	0	0-0	0	0	0	
2/22	Texas Southern	*1b	3	0	1	0	0	0	0	0	0	0	0-0	2	0	0	
2/22	North Dakota	*1b	3	0	1	1	0	0	0	0	0	0	0-0	4	1	0	
2/23	Texas Southern	*1b	3	2	1	1	0	0	0	1	0	0	0-0	2	0	0	
2/23	at Tarleton State	*1b	2	0	0	0	0	0	0	1	0	0	1-0	2	1	0	
2/28	Northwestern St.	*1b	2	0	1	2	0	0	0	0	0	0	0-0	0	0	0	
2/28	at Mississippi St.	*1b	2	0	0	0	0	0	0	0	0	0	0-0	3	0	0	
3/1	Mississippi St.	*1b	4	0	2	0	0	0	0	0	0	0	0-0	8	0	0	
3/1	Alabama State	*1b	4	1	2	3	0	0	1	0	0	0	0-0	4	2	0	
3/2	Alabama State	*1b	3	0	1	0	0	0	0	1	0	0	0-0	8	0	0	
3/6	Saint Joseph's	*1b	4	0	0	0	0	0	0	0	0	0	0-0	8	0	0	
3/7	San Diego	*1b	2	0	1	1	0	0	0	1	0	0	0-0	5	0	0	
3/7	Penn	*1b	3	1	2	2	0	0	1	0	0	0	0-0	7	1	0	
3/8	Saint Joseph's	*1b	1	0	1	2	1	0	0	2	0	0	0-0	3	0	0	
3/11	at NM State	*1b	4	0	1	2	1	0	0	0	0	0	0-0	9	0	0	
3/14	San José State	*1b	2	0	1	2	0	0	0	1	0	0	0-0	4	0	0	
3/15	San José State	*1b	3	0	1	2	0	0	0	0	0	0	0-0	7	1	0	
3/16	San José State	*1b	2	0	1	0	0	0	0	1	0	0	0-0	6	0	0	
3/21	at San Diego State	*1b	3	0	1	0	0	0	0	0	0	1	0-0	5	0	0	
3/22	at San Diego State	*1b	3	0	0	1	0	0	0	0	0	1	0-0	6	0	0	
3/23	at San Diego State	*1b	3	0	1	0	1	0	0	0	0	0	0-0	7	0	0	
3/25	at UC San Diego	*1b	2	0	0	0	0	0	0	1	1	0	1-0	8	0	0	
4/2	at Utah State	*1b	5	1	1	2	0	0	1	1	0	0	1-0	11	0	0	
4/2	at Utah State	*1b	2	0	0	1	0	0	0	1	0	0	1-0	7	0</		

Date	Opponent	GS	AB	R	H	RB	2B	3B	HR	BB	HBP	SF	K	SB-A	PO	A	E
2/14	Fordham	2b	0	0	0	0	0	0	0	0	0	0	0	0-0	0	0	0
2/14	St. Thomas	*2b	4	0	3	2	0	0	0	0	0	0	0	0-0	0	0	0
2/15	at Texas State	*2b	1	0	0	0	0	0	0	1	0	0	1	0-0	1	3	0
2/15	St. Thomas	ph/dp	2	0	1	1	0	0	0	0	0	0	0	0-0	0	0	0
2/16	at Texas State	*dp/2b	4	1	0	0	0	0	0	0	0	0	1	0-0	0	0	0
2/21	North Dakota	ph	1	0	0	0	0	0	0	0	0	0	1	0-0	0	0	0
		3	12	1	4	3	0	0	0	1	0	0	3	0-0	1	3	0

[illegible]

Date	Opponent	GS	AB	R	H	RBI	2B	3B	HR	BB	HBP	SF	K	SB-A	PO	A	E
2/16	Marist	*c	1	0	1	0	0	0	0	0	0	0	0	0-0	4	0	0
2/18	Marist	ph/c	1	0	0	0	0	0	1	1	0	0	0	0-0	5	0	0
2/18	at ACU	*c	2	0	1	0	0	0	0	0	0	0	0	0-0	2	0	1
2/24	at North Texas	*c	1	0	0	0	0	0	0	0	0	1	0	0-0	2	0	0
3/1	Pacific	pr	0	0	0	0	0	0	0	0	0	0	0	0-0	0	0	0
3/2	Toledo	pr	0	0	0	0	0	0	0	0	0	0	0	0-0	0	0	0
3/2	at Grand Canyon	*c	2	0	0	0	0	0	0	0	0	0	0	0-0	3	0	0
3/12	at Texas Tech	*c	1	0	0	0	0	0	0	0	0	1	0	0-0	0	0	1
3/19	UTEP	ph	1	0	0	0	0	0	0	0	0	0	0	0-0	0	0	0
3/26	at NM State	pr	0	0	0	0	0	0	0	0	0	0	0	0-0	0	0	0
3/28	at Nevada	pr	0	1	0	0	0	0	0	0	0	0	0	0-0	0	0	0
3/29	at Nevada	*dp	1	0	0	0	0	0	0	0	0	0	0	0-0	0	0	0
			6	10	1	1	1	0	0	1	1	0	2	0-0	16	0	0

Date	Opponent	GS	AB	R	H	RBI	2B	3B	HR	BB	HBP	SF	K	SB-A	PO	A	E
2/9	Nicholls	pr	0	0	0	0	0	0	0	0	0	0	0	0-0	0	0	0
2/10	Oregon St.	pr	0	0	0	0	0	0	0	0	0	0	0	0-0	0	0	0
2/11	Oregon St.	pr	0	0	0	0	0	0	0	0	0	0	0	1-1	0	0	0
2/11	LSU	pr	0	1	0	0	0	0	0	0	0	0	0	0-0	0	0	0
2/17	Buffalo	pr	0	1	0	0	0	0	0	0	0	0	0	0-0	0	0	0
2/18	Santa Clara	pr	0	0	0	0	0	0	0	0	0	0	0	0-0	0	0	0
2/18	Texas Tech	pr	0	0	0	0	0	0	0	0	0	0	0	0-0	0	0	0
2/23	CSUB	pr/dp	0	0	0	0	0	0	0	0	0	0	0	0-0	0	0	0
2/25	NMSU	pr	0	0	0	0	0	0	0	0	0	0	0	0-0	0	0	0
3/3	Houston	pr/dp	0	0	0	0	0	0	0	0	0	0	0	0-0	0	0	0
3/5	Charlotte	pr/dp	0	1	0	0	0	0	0	0	0	0	0	0-0	0	0	0
3/10	Buffalo	pr	0	1	0	0	0	0	0	0	0	0	0	0-0	0	0	0
3/11	Buffalo	pr	0	0	0	0	0	0	0	0	0	0	0	0-0	0	0	0
4/7	Boise State	ph	1	0	0	0	0	0	0	0	0	0	0	0-0	0	0	0
4/8	Boise State	pr	0	0	0	0	0	0	0	0	0	0	0	0-0	0	0	0
4/16	Colorado State	pr	0	1	0	0	0	0	0	0	0	0	0	0-0	0	0	0
4/22	San Diego State	pr	0	0	0	0	0	0	0	0	0	0	0	0-0	0	0	0
4/28	Nevada	pr	0	1	0	0	0	0	0	0	0	0	0	0-0	0	0	0
4/30	Nevada	pr	0	0	0	0	0	0	0	0	0	0	0	0-0	0	0	0
5/6	UNLV	pr	0	0	0	0	0	0	0	0	0	0	0	0-0	0	0	0
		0	1	6	0	0	0	0	0	0	0	0	0	1-1	0	0	0

Date	Opponent	GS	AB	R	H	RB	2B	3B	HR	BB	HBP	SF	K	SB-A	PO	A	E
2/6	at Sam Houston	*p/dp	1	0	1	0	0	0	0	1	0	0	0	0-0	0	1	0
2/7	at Houston	*dp/pr	3	0	0	0	0	0	0	1	0	0	1	0-0	0	0	0
2/9	St. John's	p	0	0	0	0	0	0	0	0	0	0	0	0-0	0	1	0
2/14	Fordham	pr	0	0	0	0	0	0	0	0	0	0	0	0-0	0	0	0
2/16	at Texas State	ph	1	0	0	0	0	0	0	0	0	0	0	0-0	0	0	0
2/23	at Tarleton State	ph	1	0	0	0	0	0	0	0	0	0	0	0-0	0	0	0
2/28	at Mississippi St.	ph	1	0	0	0	0	0	0	0	0	0	0	0-0	0	0	0
3/6	Saint Joseph's	ph	1	0	0	0	0	0	0	0	0	0	0	0-0	0	0	0
3/7	Penn	ph	0	1	0	0	0	0	0	1	0	0	0	0-0	0	0	0
3/23	at San Diego State	ph	1	0	0	0	0	0	0	0	0	0	0	0-0	0	0	0
4/2	at Utah State	ph	1	0	0	0	0	0	0	0	0	0	0	0-0	0	0	0
4/25	Nevada	p	0	0	0	0	0	0	0	0	0	0	0	0-0	0	1	0
		2	10	1	1	0	0	0	0	3	0	1	0	0-0	0	3	0

Date	Opponent	GS	IP	H	R	ER	BB	K	WP	PO	A	W/L	SV	NP
2/6	at Sam Houston	*	2.1	5	3	3	2	2	0	0	1	L	-	54
2/7	at Houston		0.2	0	1	1	4	0	0	0	0	L	-	29
2/9	St. John's		4.0	4	0	0	1	1	1	0	1	-	-	51
2/15	at Texas State	*	1.0	3	1	1	0	0	0	0	0	L	-	22
2/23	Texas Southern	*	0.0	2	3	3	1	0	1	0	0	-	-	10
3/1	at Mississippi St.		1.0	2	3	3	2	0	0	0	0	-	-	34
3/14	San José State		0.0	0	0	0	2	0	0	0	0	-	-	11
4/15	at UTEP		1.1	4	4	4	0	0	0	0	0	-	-	26
4/25	Nevada		2.2	1	0	0	2	4	0	0	1	-	-	39
4/26	Nevada		2.2	2	1	1	2	2	0	0	0	-	-	49
4/27	Nevada		2.1	2	2	2	2	0	1	0	0	-	-	32
5/3	at UNLV	*	1.2	4	3	3	0	1	0	0	0	L	-	36
			4	19.2	29	21	18	10	3	0	3	0-4	0	393

Date	Opponent	GS	AB	R	H	RBI	2B	3B	HR	BB	HBP	SAC K	SB-A	PO	A	E
2/6	Texas A&M-CC	*of	2	1	1	3	1	0	0	0	0	1	0-0	1	0	0
2/6	at Sam Houston	*of/of	3	0	0	0	0	0	0	0	0	1	0-0	1	0	1
2/7	at Houston Christian	*of/of	2	0	0	0	0	0	1	0	0	1	1-1	0	0	0
2/7	at Houston	*of	2	2	1	1	0	0	0	1	0	1	1	0	0	1
2/8	at Houston Christian	*of	4	1	1	0	0	0	0	0	0	0	0-0	3	0	0
2/8	at Houston	*of/of	3	1	1	0	1	0	2	0	0	0	0-0	2	0	0



2/9	St. John's	*of	4	0	0	0	0	0	0	0	0	0	1	0-0	3	1	0	
2/14	Fordham	*of	3	2	1	0	0	1	0	1	0	0	1	0-0	1	0	0	
2/14	St. Thomas	*of/of	2	2	1	0	0	1	0	1	1	0	1	0-0	1	0	0	
2/15	at Texas State	*of	3	0	1	0	0	0	0	0	0	0	1	0-0	2	1	0	
2/15	St. Thomas	*of	4	0	3	1	0	0	0	0	0	0	0	0-0	0	0	0	
2/16	at Texas State	*of/of	3	0	2	0	0	0	0	0	1	0	0	0-0	1	0	0	
2/21	North Dakota	*of	3	0	1	0	0	0	0	1	0	0	0	0-0	2	0	0	
2/22	Texas Southern	*of	2	2	1	1	1	0	0	1	0	1	0	0-0	1	0	0	
2/22	North Dakota	*of	3	1	2	2	1	0	0	0	0	1	0	0-0	0	0	0	
2/23	Texas Southern	*of/of	4	2	1	0	0	0	0	0	0	0	1	0-0	2	0	0	
2/23	at Tarleton State	*of	2	0	0	0	0	0	0	0	1	0	1	0-0	1	0	0	
2/28	Northwestern St.	*of	3	2	3	3	0	0	0	0	0	1	0	0-0	0	0	0	
2/28	at Mississippi St.	*of	4	0	1	0	0	0	0	0	0	2	0	0-0	2	0	0	
3/1	at Mississippi St.	*of	2	1	1	1	0	1	0	2	0	0	1	0-0	1	0	0	
3/1	Alabama State	*of	3	0	1	1	0	0	0	0	0	1	0	0-0	0	0	0	
3/2	Alabama State	*of	4	1	1	0	0	0	0	0	0	0	0	0-0	1	0	0	
3/6	Saint Joseph's	*of	4	1	1	1	0	0	0	0	0	0	1	0-0	1	0	2	
3/7	San Diego	*of	3	1	1	0	0	0	0	0	0	0	1	0-0	4	0	0	
3/7	Penn	*of	3	0	0	0	0	0	0	0	0	1	0	0-0	1	0	0	
3/8	Saint Joseph's	*of	3	2	2	2	1	0	0	0	0	0	0	0-0	1	0	0	
3/11	at NM State	*of/of	3	1	1	0	1	0	0	1	0	0	0	0-0	2	0	0	
3/14	San José State	*of	2	1	0	0	0	0	0	1	0	0	0	0-0	0	0	0	
3/15	San José State	*of	4	1	1	0	1	0	0	0	0	0	0	0-1	3	0	0	
3/16	San José State	*of	2	1	1	2	0	0	1	1	0	1	0	0-0	0	0	0	
3/21	at San Diego State	*of	3	0	1	0	0	0	0	1	0	0	0	0-0	2	0	0	
3/22	at San Diego State	*of	4	0	0	0	0	0	0	0	0	0	1	0-0	1	0	0	
3/23	at San Diego State	*of	1	0	0	0	0	0	0	0	0	0	1	0-0	2	0	0	
3/25	at UC San Diego	*of/of	3	0	2	1	0	0	0	1	0	0	0	0-0	0	0	0	
4/2	at Utah State	*of	4	1	0	0	0	0	0	1	0	1	1	0-0	0	0	0	
4/2	at Utah State	*of/of	3	0	0	0	0	0	0	0	0	1	1	0-0	0	0	0	
4/6	Boise State	*of	1	0	0	0	0	0	0	0	0	2	0	0-0	0	0	0	
4/6	Boise State	*of/of	4	1	2	0	0	0	0	0	0	0	0	0-0	4	0	0	
4/11	Colorado State	*of/of	2	0	0	1	0	0	0	0	0	2	0	0-0	2	1	0	
4/12	Colorado State	*of	2	0	0	0	0	0	0	0	0	1	1	0-0	4	0	0	
4/13	Colorado State	*of	4	1	3	0	0	0	0	0	0	0	0	0-0	1	0	0	
4/15	at UTEP	*of/of	2	1	1	0	0	0	0	0	0	1	0	0-0	1	0	0	
4/17	at Fresno State	*of	4	1	0	0	0	0	0	0	0	0	0	0-0	3	1	0	
4/18	at Fresno State	*of	3	1	3	0	0	0	0	1	0	0	0	0-0	0	0	0	
4/19	at Fresno State	*of	2	0	2	2	1	0	0	0	0	1	0	0-0	2	0	0	
4/22	UTEP	*of/of	4	1	2	0	1	0	0	0	0	0	1	0-0	2	0	0	
4/25	Nevada	*of	4	0	1	0	1	0	0	0	0	0	0	0-0	1	0	0	
4/26	Nevada	*of	3	0	1	0	0	0	0	1	0	0	1	0-0	0	0	0	
4/27	Nevada	*of	3	0	0	0	0	0	0	0	0	0	1	0-0	2	0	0	
5/1	at UNLV	*of	3	1	1	1	1	0	0	0	0	1	0	0-0	1	0	0	
5/2	at UNLV	*of	2	0	1	0	0	0	0	2	0	0	0	0-0	0	0	0	
5/3	at UNLV	*of	4	0	0	0	0	0	0	0	0	0	0	0-0	1	0	0	
			52	154	34	51	23	11	3	1	20	3	18	22	1-2	66	5	3

## 2024 - FRESHMAN

Date	Opponent	GS	AB	R	H	RBI	2B	3B	HR	BB	HBPS	SACK	SB-A	PO	A	E	
2/9	Tennessee State	pr	0	0	0	0	0	0	0	0	0	0	0-0	0	0	0	
2/9	at McNeese	ph/of	1	0	0	0	0	0	0	0	0	0	0-0	1	0	0	
2/10	Chattanooga	ph/of	1	0	0	0	0	0	0	0	0	0	0-0	0	0	0	
2/10	California	ph	1	0	0	0	0	0	0	0	0	0	0-0	0	0	0	
2/11	at Louisiana	of	0	0	0	0	0	0	0	0	0	0	0-0	0	0	0	
2/14	at UTEP	*of	3	0	0	0	0	0	0	0	0	0	0-0	4	1	0	
2/14	at UTEP	ph/of	1	1	1	0	0	0	0	0	0	0	0-0	1	0	0	
2/16	Marist	*of	4	1	1	2	0	0	0	0	0	1	0-1	2	0	0	
2/16	at ACU	*of	4	1	1	1	0	0	0	0	0	0	1-1	1	0	0	
2/17	Houston Christian	*of	2	0	0	0	0	0	0	1	0	0	0-0	1	0	0	
2/18	Marist	*of	4	1	2	2	0	0	0	0	0	0	1	0-0	1	0	
2/18	at ACU	*of	2	0	0	0	0	0	0	0	0	0	0-0	2	0	0	
2/23	at North Texas	pr/of	0	0	0	0	0	0	0	0	0	0	0-0	1	0	0	
2/24	SFA	*of	2	0	0	0	0	0	0	0	0	0	0-0	2	0	0	
2/24	at North Texas	*of	2	0	0	0	0	0	0	1	0	0	1	0-0	3	0	0
2/25	Minnesota	*of	3	0	1	0	0	0	0	0	0	0	0-0	0	0	0	
2/28	Texas Tech	*of	2	1	1	0	0	0	0	1	0	0	0-0	5	0	0	
3/1	Pacific	*of	4	0	2	2	1	0	0	0	0	0	0-0	2	0	0	
3/1	Montana	*of/of	2	0	0	0	0	0	0	1	0	0	1	0-0	0	0	0
3/2	Toledo	*of	3	0	0	0	0	0	0	0	0	0	0-0	4	1	0	
3/2	at Grand Canyon	*of	2	0	1	0	0	0	0	0	0	1	0-0	2	0	0	
3/7	Cleveland State*	*of	2	1	1	0	0	0	0	0	0	1	0-0	1	0	0	
3/7	at Hawai'i	*of	3	0	0	0	0	0	0	0	0	0	0-0	0	0	0	
3/8	UConn	*of/of	3	0	0	0	0	0	0	0	0	0	1	0-0	2	0	0
3/8	at Hawai'i	*of	2	0	0	0	0	0	0	0	0	1	0-0	3	0	0	
3/12	at Texas Tech	*of	2	0	1	0	0	0	0	0	0	0	0-0	3	0	0	
3/12	at Texas Tech	*of	2	1	0	0	0	0	0	1	0	0	0	1	0	0	
3/15	at San José State	*of	4	2	1	0	0	0	0	0	0	0	1-1	4	0	0	
3/16	at San José State	*of	3	0	1	0	0	0	0	0	0	0	0-1	1	0	0	
3/17	at San José State	*of	3	0	1	2	0	0	0	0	0	0	1	0-0	5	0	0
3/19	UTEP	*of	2	0	0	0	0	0	0	0	0	0	1	0-0	1	0	0
3/22	UNLV	*of	4	2	1	1	0	0	1	0	0	0	1	0-0	1	0	0
3/23	UNLV	*of	3	0	0	0	0	0	0	0	0	0	1	0-0	1	0	0
3/23	UNLV	*of	3	0	1	0	0	0	0	0	1	0	1	0-0	2	0	0
3/26	at NM State	*of	2	0	0	0	0	0	0	0	0	1	0	0-0	2	0	0
3/26	at NM State	*of	3	1	1	0	0	0	0	0	0	1	0	0-0	2	0	0
3/28	at Nevada	*of	3	1	1	1	1	0	0	0	0	0	0-0	1	0	0	
3/28	at Nevada	*of	4	1	1	2	0	0	1	0	0	0	1	0-0	4	0	0
3/29	at Nevada	*of	1	0	0	0	0	0	0	0	0	0	1	0-0	1	0	0
4/3	San Diego State	*of	3	0	1	0	0	0	0	0	0	0	0-0	3	0	0	
4/3	San Diego State	*of	3	0	1	0	1	0	0	0	0	0	1	0-0	0	0	0
4/6	at Colorado State	*of	1	0	0	0	0	0	0	0	0	0	2	1	0	0	
4/7	at Colorado State	*of	2	0	1	0	0	0	0	0	0	0	0	0-1	0	0	0
4/16	NM State	*of	3	0	0	0	0	0	0	0	0	0	1	0-0	1	0	0
4/19	Utah State	*of	4	1	1	2	0	0	1	0	0	0	1	0-0	1	0	0
4/20	Utah State	*of	3	0	0	0	0	0	0	1	0	0	1	0-0	2	0	0

4/21	Utah State	*of	3	1	2	1	1	0	0	0	0	0	1	1	0-0	1	0	0
4/26	at Boise State	*of	3	0	0	0	0	0	0	1	0	0	0	2	0-0	1	1	0
4/27	at Boise State	*of	4	1	1	0	1	0	0	0	0	0	0	1	1-1	0	0	0
4/28	at Boise State	*of	3	0	0	0	0	0	0	0	0	0	0	1	1	0-0	2	0
5/2	Fresno State	*of	5	0	3	2	1	0	0	0	0	0	0	0	0-0	3	0	0
5/3	Fresno State	*of	3	1	1	0	0	0	0	0	0	0	0	0	0-0	0	0	0
5/4	Fresno State	*of	3	1	1	0	0	0	0	0	0	0	0	0	0-1	1	0	0
			46	135	19	32	18	6	0	3	7	2	15	19	5-7	83	4	1



# FIELDING

**48 ERRORS**  
TIES THE PROGRAM RECORD FOR  
FEWEST ERRORS IN A SEASON  
(2007)

**.966 FIELDING %**  
PROGRAM RECORD

# HITTING

**75 DOUBLES**  
MOST SINCE 2009

**204 STRIKEOUTS**  
FEWEST SINCE 2017

# PITCHING

**3.99 ERA**  
LOWEST ERA SINCE 2005

**8 SHUTOUTS**  
MOST SINCE 2004

**385 HITS**  
FEWEST ALLOWED SINCE 2011

**235 RUNS**  
FEWEST ALLOWED SINCE 2008



SEASON  
*Team Stats*

*Single Season  
Program Rankings*

**271 STRIKEOUTS (PITCHING)**  
5TH MOST IN PROGRAM HISTORY

**5.63 STRIKEOUTS/7 INNINGS**  
2ND BEST IN PROGRAM HISTORY

**75 DOUBLES**  
6TH MOST IN PROGRAM HISTORY

**160 WALKS (HITTING)**  
9TH MOST IN PROGRAM HISTORY

**205 RBI**  
10TH MOST IN PROGRAM HISTORY





# SEASONS starts

LED TEAM IN RBI (33), 2ND IN SLUGGING % (.471)  
AND WALKS (21), 3RD IN BATTING AVERAGE (.338)  
AND ON-BASE % (.414)

12 MULTI-HIT GAMES  
(3RD ON THE TEAM) AND 7 MULTI-RBI GAMES  
(2ND ON THE TEAM)

LED TEAM AND MW WITH 5 SAC FLIES  
28TH IN THE NCAA IN SAC FLIES  
(TIED FOR 3RD AMONG FRESHMEN)

2ND AMONG MW FRESHMEN IN RBI



**JESSICA DELEON**



**MIRACLE MCKENZIE**

LED THE TEAM IN HOME RUNS (5)  
2ND IN RBI (27), 4TH IN WALKS (19)  
5TH IN BATTING AVERAGE (.275)  
ON-BASE % (.384)  
TOTAL BASES (58) AND HITS (38)

LED THE TEAM AND MW IN SAC BUNTS (18)  
(2ND IN THE NCAA)

2ND ON THE TEAM IN ON-BASE % (.416)

3RD IN SLUGGING % (.461), HITS (51), TOTAL

BASES (71) AND WALKS (20)

IMPROVED HER BATTING AVERAGE, SLUGGING %, ON-BASE %, HITS, TOTAL BASES, DOUBLES, TRIPLES, WALKS AND RBI FROM HER FRESHMAN TO SOPHOMORE SEASON



**DENAE VASQUEZ-DICKSON**



**ALLIE WILLIAMS**

STARTED ALL 52 GAMES  
TIED FOR TEAM LEAD IN DOUBLES (13)  
2ND IN TOTAL BASES (74)  
BATTING AVERAGE (.339) AND HITS (59)  
3RD IN RBI (24)  
LED OUTFIELDERS IN PUTOUTS (79)  
LED MW FRESHMEN IN HITS AND DOUBLES  
41ST IN THE NCAA IN TOUGHEST TO STRIKEOUT  
(3RD AMONG FRESHMEN, 1ST AMONG MW PLAYERS) WITH 7 STRIKEOUTS  
14 MULTI-HIT GAMES (2ND ON THE TEAM)  
AND 5 MULTI-RBI GAMES







PATTONVILLE, TEXAS



# McKENNA GUEST

**139 STRIKEOUTS**

10TH MOST IN A SINGLE SEASON  
IN PROGRAM HISTORY

**6.84 STRIKEOUTS/7 INNINGS**

3RD BEST IN A SINGLE SEASON  
IN PROGRAM HISTORY

**3.15 ERA**

LOWEST ERA BY A LOBO SINCE 2005

**15 WINS**

MOST BY A LOBO SINCE 2008

**5 SHUTOUTS**

MOST BY A LOBO SINCE 2004

**1ST** IN STRIKEOUTS LOOKING

**2ND** IN STRIKEOUTS

**2ND** IN STRIKEOUTS PER 7 INNINGS

**T-3RD** IN WINS

*Rankings*

**23RD** IN SHUTOUTS

**47TH** IN STRIKEOUTS

**85TH** IN STRIKEOUTS  
PER 7 INNINGS

*Rankings*  
**NCAA**





MCKENNA GUEST







**HONORABLE MENTION**

*Allie-Ann*

ALLIE WILLIAMS





2025 FALL SEMESTER

# 383

*GPA*

## PROGRAM RECORD

THIRD PROGRAM RECORD IN THE LAST FOUR SEMESTERS



*Lobes*





*Lobo Softball*  
**TEAM GPA**  
**UNDER COACH ORGERON**

FALL 2022: **3.47**

SPRING 2023: **3.48**

FALL 2023: **3.59**

SPRING 2024: **3.63**

FALL 2024: **3.58**

SPRING 2025: **3.70**

(PREVIOUS PROGRAM RECORD)

**FALL 2025: 3.83**

(PROGRAM RECORD)

**TOP 5 HIGHEST GPAS  
IN PROGRAM HISTORY**

LAST 5 SEMESTERS



SEASON STATISTICS

RECORD: 21-30-1    HOME: 5-7    AWAY:4-20    NEUTRAL: 12-3-1

Player	avg	gp-gs	ab	r	h	2b	3b	hr	rbi	tb	slg%	bb	hp	so	gdp	ob%	sf	sh	sb-att	po	a	e	fld%
7 ARCHULETA, Ashley	.411	51-47	151	40	62	13	5	2	18	91	.603	22	6	20	0	.500	1	0	2-4	23	27	4	.926
10 WILLIAMS, Allie	.339	52-52	174	16	59	13	1	0	24	74	.425	17	1	7	2	.397	2	0	0-1	79	0	6	.929
28 DELEON, Jessica	.338	51-48	136	9	46	9	0	3	33	64	.471	21	0	29	1	.414	5	0	0-0	181	11	4	.980
0 VASQUEZ-DICKSO	.331	52-52	154	34	51	11	3	1	23	71	.461	20	3	22	0	.416	1	18	1-2	66	5	3	.959
34 MCKENZIE, Miracle	.275	50-49	138	10	38	5	0	5	27	58	.420	19	6	13	2	.384	1	0	0-0	284	9	1	.997
33 CARITHERS, Sydney	.264	52-50	121	18	32	9	0	4	19	53	.438	17	6	18	1	.379	1	5	2-3	112	60	4	.977
27 LUDERER, Hayden	.255	51-43	102	22	26	3	0	2	16	35	.343	7	6	27	1	.339	0	6	5-5	61	9	3	.959
8 BRUNNER, Katherine	.178	45-34	90	9	16	3	0	2	11	25	.278	6	1	15	2	.235	1	2	0-0	36	58	7	.931
38 CHAVEZ, Keyannah	.156	35-18	64	11	10	2	1	0	6	14	.219	8	0	14	0	.250	0	3	0-0	21	1	1	.957
20 BRAMSON, Emma	.156	52-45	109	11	17	3	0	0	7	20	.183	9	2	8	0	.231	1	6	1-1	88	67	6	.963
-----																							
13 PACHECO, Mya	.333	6-3	12	1	4	0	0	0	3	4	.333	1	0	3	0	.385	0	0	0-0	1	3	0	1.000
9 HANAWAHINE, Jewels	.222	21-18	45	3	10	4	0	0	5	14	.311	0	1	7	0	.239	0	2	0-0	15	26	6	.872
3 DAWSON, Ella	.213	41-5	47	5	10	0	0	3	12	19	.404	6	1	14	0	.315	0	0	0-1	3	0	0	1.000
18 RANA, Grace	.200	29-0	10	8	2	0	0	0	1	2	.200	0	0	1	0	.182	1	0	0-0	33	2	0	1.000
77 TINARI, Marina	.100	10-2	10	1	1	0	0	0	0	1	.100	3	0	1	0	.308	0	0	0-0	0	3	0	1.000
24 HEATHCOCK, Georgia	.000	14-3	17	1	0	0	0	0	0	0	.000	4	0	5	0	.190	0	0	0-0	3	2	0	1.000
4 CASTILLO, Ava	.000	26-0	1	15	0	0	0	0	0	0	.000	0	0	0	0	.000	0	0	0-0	0	0	0	.000
11 HAACK, Adelaide	.000	9-0	0	3	0	0	0	0	0	0	.000	0	0	0	0	.000	0	0	0-0	0	0	0	.000
Totals	.278	52	1381	217	384	75	10	22	205	545	.395	160	33	204	9	.363	14	42	11-17	1011	339	48	.966
Opponents	.281	52	1370	235	385	70	11	40	212	597	.436	158	23	271	5	.362	11	21	66-74	1041	427	51	.966

LOB - Team (373), Opp (338). DPs turned - Team (12), Opp (26). CI - Team (1), DELEON 1. IBB - Team (1), WILLIAMS 1.

16 UMALI, Brooke	2.76	0-1	9	1	0	0/0	0	12.2	16	6	5	5	5	3	1	0	.296	2	2	0	0	1
23 GUEST, McKenna	3.15	15-10	35	26	9	5/1	1	142.1	152	87	64	54	139	27	5	12	.264	4	14	0	5	5
44 FRITZ, Natalie	3.75	5-10	30	15	3	1/1	3	100.2	115	62	54	44	78	19	3	10	.285	3	3	0	3	7
5 ATCITTY, Lexi	4.71	1-2	16	5	0	0/1	0	35.2	42	28	24	17	20	7	1	7	.290	3	0	0	2	3
2 BARELA, Caprice	5.88	0-3	16	1	0	0/1	0	25.0	29	27	21	16	19	5	0	4	.282	2	3	0	0	3
77 TINARI, Marina	7.47	0-4	12	4	0	0/0	0	19.2	29	21	21	18	10	8	1	7	.349	3	1	0	1	2
-----																						
25 MONTES, Nova	21.00	0-0	1	0	0	0/0	0	0.1	1	1	1	1	0	1	0	0	.500	2	0	0	0	0
3 DAWSON, Ella	31.50	0-0	2	0	0	0/0	0	0.2	1	3	3	3	0	0	0	0	.333	0	0	0	0	0
Totals	3.99	21-30	52	52	12	8/2	4	337.0	385	235	192	158	271	70	11	40	.281	19	23	0	11	21
Opponents	3.63	30-21	52	52	15	4/2	5	347.0	384	217	180	160	204	75	10	22	.278	27	33	0	14	42

PB - Team (8), CARITHERS 4, DELEON 3, RANA 1, Opp (6). SBA/ATT - DELEON (41-44), FRITZ (22-24), GUEST (17-19), CARITHERS (15-18), BARELA (11-13), ATCITY (9-11), RANA (9-9), TINARI (4-4), UMALI (3-3).



## MOUNTAIN WEST STATISTICS

RECORD: 6-16 HOME: 5-6 AWAY:1-10

Player	avg	gp-gs	ab	r	h	2b	3b	hr	rbi	tb	slg%	bb	hp	so	gdp	ob%	sf	sh	sb-att	po	a	e	fld%
7 ARCHULETA, Ashley	.457	22-22	70	19	32	8	1	1	7	45	.643	9	3	10	0	.530	1	0	0-1	0	0	0	.000
9 HANAWAHINE, Jewels	.346	10-9	26	2	9	4	0	0	5	13	.500	0	0	1	0	.346	0	1	0-0	13	8	5	.808
10 WILLIAMS, Allie	.333	22-22	75	8	25	6	1	0	8	33	.440	6	1	2	0	.386	1	0	0-0	35	0	3	.921
33 CARITHERS, Sydney	.327	22-22	55	8	18	4	0	2	12	28	.509	9	1	10	1	.424	1	1	0-0	21	38	1	.983
28 DELEON, Jessica	.323	21-20	65	2	21	4	0	0	13	25	.385	5	0	13	0	.356	3	0	0-0	79	6	3	.966
34 MCKENZIE, Miracle	.290	22-22	62	5	18	2	0	3	10	29	.468	10	3	6	1	.408	1	0	0-0	138	2	0	1.000
0 VASQUEZ-DICKSO	.266	22-22	64	9	17	4	0	1	6	24	.375	8	0	7	0	.342	1	10	0-1	29	2	0	1.000
20 BRAMSON, Emma	.216	22-22	51	3	11	2	0	0	4	13	.255	4	0	3	0	.268	1	3	0-0	37	34	3	.959
27 LUDERER, Hayden	.200	22-22	55	8	11	2	0	1	5	16	.291	7	1	17	1	.302	0	2	4-4	43	5	2	.960
8 BRUNNER, Katherine	.138	18-13	29	3	4	1	0	2	4	11	.379	1	0	3	0	.167	0	0	0-0	14	20	4	.895
-----																							
38 CHAVEZ, Keyannah	.188	11-2	16	1	3	1	0	0	3	4	.250	1	0	1	0	.235	0	1	0-0	5	1	0	1.000
3 DAWSON, Ella	.143	17-0	14	1	2	0	0	0	0	2	.143	3	0	5	0	.294	0	0	0-0	0	0	0	.000
77 TINARI, Marina	.000	2-0	2	0	0	0	0	0	0	0	.000	0	0	0	0	.000	0	0	0-0	0	1	0	1.000
18 RANA, Grace	.000	17-0	2	4	0	0	0	0	0	0	.000	0	0	0	0	.000	0	0	0-0	16	2	0	1.000
24 HEATHCOCK, Georgia	.000	2-0	1	0	0	0	0	0	0	0	.000	1	0	0	0	.500	0	0	0-0	1	0	0	1.000
4 CASTILLO, Ava	.000	8-0	0	3	0	0	0	0	0	0	.000	0	0	0	0	.000	0	0	0-0	0	0	0	.000
11 HAACK, Adelaide	.000	5-0	0	2	0	0	0	0	0	0	.000	0	0	0	0	.000	0	0	0-0	0	0	0	.000
Totals	.291	22	587	78	171	38	2	10	77	243	.414	64	9	78	3	.365	9	18	4-6	433	146	22	.963
Opponents	.312	22	612	120	191	40	6	20	112	303	.495	73	13	95	1	.393	6	10	27-31	447	189	12	.981

LOB - Team (162), Opp (162). DPs turned - Team (4), Opp (12). CI - Team (1), DELEON 1.

Player	era	w-l	app	gs	cg	sho	sv	ip	h	r	er	bb	so	2b	3b	hr	b/avg	wp	hp	bk	sfa	sha
16 UMALI, Brooke	2.84	0-1	6	1	0	0/0	0	12.1	10	6	5	4	5	2	1	0	.213	1	1	0	0	1
44 FRITZ, Natalie	4.11	1-6	13	7	1	0/0	1	46.0	60	30	27	24	22	12	2	5	.317	1	3	0	1	4
23 GUEST, McKenna	4.11	5-5	17	13	3	1/0	1	63.0	87	54	37	25	53	16	3	7	.313	2	9	0	3	2
77 TINARI, Marina	4.50	0-1	5	1	0	0/0	0	9.1	9	6	6	8	7	4	0	3	.265	1	0	0	1	1
5 ATCITY, Lexi	10.50	0-1	3	0	0	0/0	0	4.2	9	7	7	4	2	4	0	2	.429	0	0	0	1	0
2 BARELA, Caprice	10.89	0-2	9	0	0	0/0	0	9.0	16	17	14	8	6	2	0	3	.372	2	0	0	0	2
Totals	4.61	6-16	22	22	4	1/0	2	144.1	191	120	95	73	95	40	6	20	.312	7	13	0	6	10
Opponents	3.38	16-6	22	22	7	1/1	3	149.0	171	78	72	64	78	38	2	10	.291	8	9	0	9	18

PB - Team (2), DELEON 2, Opp (1). SBA/ATT - DELEON (22-25), FRITZ (11-12), BARELA (6-7), RANA (5-5), GUEST (4-5), UMALI (3-3), ATCITY (1-2), TINARI (2-2).



## HITTING GAME-BY-GAME

Date	Opponent	AB	R	H	RBI	2B	3B	HR	TB	BB	IBB	SB	CS	HBP	SAC	SF	GDP	K	PO	A	E	LOB	AVG.
Feb. 6	vs. Texas A&M-CC	19	8	7	8	3	1	0	12	4	0	0	0	2	2	0	0	1	15	6	1	5	.368
Feb. 6	at Sam Houston	22	0	2	0	0	0	0	2	5	0	0	0	0	1	0	0	2	18	10	2	7	.220
Feb. 7	at Houston Christian	23	1	3	1	0	0	0	3	3	0	1	0	0	0	0	0	5	21	11	0	4	.188
Feb. 7	at Houston	30	8	8	7	0	0	1	11	4	0	0	0	1	2	0	0	4	20	9	2	8	.213
Feb. 8	at Houston Christian	27	3	4	2	0	0	0	4	2	0	1	0	1	1	0	0	6	21	6	1	7	.198
Feb. 8	at Houston	42	4	13	3	1	0	1	17	3	1	0	0	0	0	0	1	3	28	13	1	11	.227
Feb. 9	vs. St. John's	27	2	4	1	1	0	0	5	2	0	1	0	1	2	0	0	7	21	7	1	9	.216
Feb. 14	vs. Fordham	24	2	5	2	0	1	0	7	4	0	0	0	0	0	1	1	2	18	3	2	6	.215
Feb. 14	vs. St. Thomas	26	8	10	8	1	1	0	13	5	0	0	0	2	1	1	0	5	21	3	0	9	.233
Feb. 15	at Texas State	26	0	4	0	0	0	0	4	1	0	0	0	0	0	0	0	8	18	8	0	6	.226
Feb. 15	vs. St. Thomas	30	4	9	4	0	0	0	9	2	0	0	0	1	1	0	0	9	18	6	0	9	.233
Feb. 16	at Texas State	29	2	7	2	0	0	0	7	2	0	0	0	1	0	0	0	8	18	4	2	9	.234
Feb. 21	vs. North Dakota	24	2	5	2	1	0	0	6	5	0	2	1	2	1	0	1	5	21	4	1	9	.232
Feb. 22	vs. Texas Southern	27	10	11	9	4	1	1	20	5	0	0	1	2	2	0	0	2	21	4	0	8	.245
Feb. 22	vs. North Dakota	28	9	11	9	2	1	2	21	2	0	0	1	1	1	1	1	3	21	13	2	3	.255
Feb. 23	vs. Texas Southern	25	13	8	11	3	0	1	14	7	0	0	0	1	1	0	0	2	15	4	0	6	.259
Feb. 23	at Tarleton State	22	0	0	0	0	0	0	0	2	0	0	0	1	0	0	1	9	18	4	1	4	.246
Feb. 28	vs. Northwestern St.	23	11	13	10	4	0	0	17	2	0	0	0	1	2	1	0	3	15	1	1	5	.262
Feb. 28	at Mississippi St.	24	1	3	1	0	0	0	3	1	0	0	0	3	0	0	0	8	18	4	0	6	.255
March 1	at Mississippi St.	30	4	10	4	1	1	1	16	4	0	0	0	0	0	0	1	7	18	8	0	9	.259
March 1	vs. Alabama St.	24	6	9	6	1	1	1	15	4	0	0	0	1	3	0	0	1	21	5	2	8	.264
March 2	vs. Alabama St.	29	6	7	6	1	0	0	8	6	0	0	0	1	0	1	0	0	21	7	0	10	.263
March 6	vs. Saint Joseph's	33	7	10	6	3	0	0	13	2	0	0	0	0	0	0	0	4	21	8	4	7	.265
March 7	vs. San Diego	21	2	4	1	0	0	0	4	2	0	0	0	0	1	0	0	2	21	7	0	4	.263
March 7	vs. Penn	27	4	6	4	0	0	2	12	2	0	2	0	0	1	0	0	1	21	10	1	5	.261
March 8	vs. Saint Joseph's	22	10	8	10	4	0	1	15	4	0	0	0	0	1	0	0	1	15	6	1	3	.265
March 11	at New Mexico St.	29	2	9	2	3	0	0	11	3	0	0	0	0	0	0	0	5	18	6	0	9	.265
March 14	SAN JOSÉ STATE	19	3	3	3	1	0	0	4	4	0	1	0	1	0	0	0	2	15	7	0	6	.262
March 15	SAN JOSÉ STATE	27	5	12	5	4	0	0	16	3	0	1	1	0	0	1	1	0	21	10	0	8	.269
March 16	SAN JOSÉ STATE	25	6	9	6	4	0	2	19	3	0	0	0	1	1	1	0	4	21	7	3	7	.272
March 21	at San Diego State	27	0	7	0	0	0	0	7	3	0	0	0	0	0	0	0	4	18	7	0	9	.271
March 22	at San Diego State	26	2	7	2	2	0	0	9	3	0	1	0	0	0	1	0	1	18	8	0	7	.271
March 23	at San Diego State	24	1	4	1	1	0	1	8	1	0	0	1	0	0	0	0	5	18	8	1	3	.268
March 25	at UC San Diego	29	5	8	5	2	0	0	10	4	0	0	0	2	0	0	0	6	21	5	0	9	.269
April 2	at Utah State	43	6	12	6	5	0	1	20	3	0	0	0	2	2	1	1	6	33	8	1	9	.269
April 2	at Utah State	23	6	10	6	2	0	0	12	5	0	0	0	0	2	1	0	3	12	6	1	10	.273
April 6	BOISE STATE	20	2	5	2	0	0	0	5	3	0	0	0	1	2	1	0	1	21	5	0	7	.273
April 6	BOISE STATE	29	3	11	3	1	0	0	12	2	0	0	0	1	2	0	0	1	21	5	2	10	.276
April 11	COLORADO STATE	24	6	8	6	2	1	0	12	3	0	0	0	0	3	0	0	3	21	4	1	6	.277
April 12	COLORADO STATE	21	3	4	3	0	0	0	4	4	0	1	0	0	1	0	1	4	21	7	0	5	.275
April 13	COLORADO STATE	29	1	7	1	1	0	0	8	2	0	0	0	0	0	0	0	3	21	7	2	9	.274
April 15	at UTEP	20	2	6	2	1	0	0	7	3	0	0	0	0	1	0	0	1	14	4	1	7	.275
April 17	at Fresno State	31	5	9	5	2	1	0	13	1	0	0	0	0	0	1	0	6	18	7	4	7	.275
April 18	at Fresno State	31	4	10	4	1	0	0	11	3	0	0	0	0	0	1	0	8	18	7	1	10	.276
April 19	at Fresno State	26	3	7	3	3	0	0	10	2	0	0	0	3	1	1	0	7	18	6	2	9	.276
April 22	UTEP	32	3	10	2	1	1	1	16	1	0	0	1	0	0	0	0	6	21	7	0	9	.277
April 25	NEVADA	34	8	13	8	5	0	2	24	2	0	0	0	0	0	0	0	2	21	7	1	7	.280
April 26	NEVADA	29	4	7	4	0	0	2	13	4	0	0	0	0	0	0	0	6	21	5	0	8	.279
April 27	NEVADA	22	1	4	1	2	0	1	9	2	0	0	0	0	0	0	0	3	18	4	3	5	.278
May 1	at UNLV	26	5	7	4	1	0	1	11	3	0	0	0	0	2	0	0	4	21	9	0	5	.277
May 2	at UNLV	24	3	8	3	0	0	0	8	7	0	0	0	0	1	0	0	4	19	6	0	8	.278
May 3	at UNLV	27	1	7	1	1	0	0	8	1	0	0	0	0	1	0	0	1	18	6	0	7	.278
		1381	217	384	205	75	10	22	545	160	1	11	6	33	42	14	9	204	1011	339	48	373	.278



## PITCHING GAME-BY-GAME

Date	Opponent	IP	H	R	ER	BB	SO	2B	3B	HR	WP	BK	HBP	DP	IBB	SCORE	W-L	SV	ERA
Feb. 6	vs. Texas A&M-CC	5.0	1	0	0	2	3	0	0	0	0	0	0	0	0	8-0	1-0	0	0.00
Feb. 6	at Sam Houston	6.0	12	5	4	3	3	1	0	0	0	0	0	0	0	0-5	1-1	0	2.55
Feb. 7	at Houston Christian	7.0	4	0	0	2	4	0	0	0	0	0	0	1	0	1-0	2-1	0	1.56
Feb. 7	at Houston	6.2	5	9	7	13	7	1	0	0	3	0	1	0	0	8-9	2-2	0	3.12
Feb. 8	at Houston Christian	7.0	4	2	2	1	4	1	0	0	0	0	0	0	0	3-2	3-2	0	2.87
Feb. 8	at Houston	9.1	10	6	5	2	4	0	1	1	0	0	0	1	0	4-6	3-3	0	3.07
Feb. 9	vs. St. John's	7.0	10	2	2	3	2	3	0	1	1	0	1	0	0	2-2	3-3	0	2.92
Feb. 14	vs. Fordham	6.0	6	4	3	3	10	1	0	0	0	0	3	0	0	2-4	3-4	0	2.98
Feb. 14	vs. St. Thomas	7.0	8	3	2	3	13	1	0	1	0	0	1	0	0	8-3	4-4	0	2.87
Feb. 15	at Texas State	6.0	5	3	3	2	4	0	1	1	0	0	0	1	0	0-3	4-5	0	2.93
Feb. 15	vs. St. Thomas	6.0	10	5	5	1	8	3	1	0	0	0	0	0	0	4-5	4-6	0	3.16
Feb. 16	at Texas State	6.0	9	6	3	2	5	1	0	0	0	0	0	0	0	2-6	4-7	0	3.19
Feb. 21	vs. North Dakota	7.0	4	0	0	5	11	2	0	0	0	0	1	0	0	2-0	5-7	1	2.93
Feb. 22	vs. Texas Southern	7.0	7	5	5	3	11	1	0	1	2	0	0	0	0	10-5	6-7	1	3.09
Feb. 22	vs. North Dakota	7.0	9	10	9	5	6	2	0	2	0	0	0	1	0	9-10	6-8	1	3.50
Feb. 23	vs. Texas Southern	5.0	5	3	3	2	6	0	0	0	1	0	0	0	0	13-3	7-8	1	3.53
Feb. 23	at Tarleton State	6.0	5	2	1	6	7	1	0	1	0	0	0	0	0	0-2	7-9	1	3.41
Feb. 28	vs. Northwestern St.	5.0	4	3	2	0	10	0	1	0	0	0	0	0	0	11-3	8-9	1	3.38
Feb. 28	at Mississippi St.	6.0	10	6	6	5	2	0	0	3	0	0	0	0	0	1-6	8-10	1	3.56
March 1	at Mississippi St.	6.0	10	10	10	3	2	1	0	5	1	0	2	0	0	4-10	8-11	1	3.94
March 1	vs. Alabama St.	7.0	4	3	1	2	9	1	0	0	0	0	0	0	0	6-3	9-11	1	3.79
March 2	vs. Alabama St.	7.0	2	0	0	1	9	0	0	0	0	0	0	0	0	6-0	10-11	1	3.60
March 6	vs. Saint Joseph's	7.0	7	4	1	2	9	0	0	0	0	0	0	0	0	7-4	11-11	2	3.48
March 7	vs. San Diego	7.0	3	0	0	1	4	0	0	0	0	0	0	0	0	2-0	12-11	2	3.32
March 7	vs. Penn	7.0	5	1	1	3	6	2	0	0	1	0	1	1	0	4-1	13-11	2	3.22
March 8	vs. Saint Joseph's	5.0	5	0	0	2	2	1	0	0	2	0	0	1	0	10-0	14-11	2	3.12
March 11	at New Mexico St.	6.0	5	6	6	3	5	3	0	1	0	0	0	0	0	2-6	14-12	2	3.26
March 14	San José State	5.0	11	12	7	10	3	3	0	1	1	0	2	0	0	3-12	14-13	2	3.44
March 15	San José State	7.0	11	4	4	0	4	3	0	1	0	0	0	0	0	5-4	15-13	2	3.46
March 16	San José State	7.0	6	4	2	4	5	2	0	0	0	0	0	0	0	6-4	16-13	2	3.41
March 21	at San Diego State	6.0	6	1	1	5	2	0	0	0	1	0	0	0	0	0-1	16-14	2	3.34
March 22	at San Diego State	6.0	8	6	6	4	5	0	1	1	1	0	0	0	0	2-6	16-15	2	3.45
March 23	at San Diego State	6.0	8	7	4	3	3	0	0	1	0	0	1	0	0	1-7	16-16	2	3.48
March 25	at UC San Diego	7.0	4	0	0	0	4	0	0	0	0	0	0	0	0	5-0	17-16	2	3.37
April 2	at Utah State	11.0	14	7	7	6	8	5	1	1	0	0	1	0	0	6-7	17-17	2	3.42
April 2	at Utah State	4.0	9	8	7	3	1	3	0	2	0	0	1	0	0	6-8	17-18	2	3.58
April 6	BOISE STATE	7.0	7	1	1	2	10	1	0	1	0	0	1	0	0	2-1	18-18	3	3.50
April 6	BOISE STATE	7.0	7	6	5	3	6	1	1	1	0	0	1	0	0	3-6	18-19	3	3.54
April 11	COLORADO STATE	7.0	11	3	2	0	4	0	0	0	0	0	1	0	0	6-3	19-19	3	3.50
April 12	COLORADO STATE	7.0	5	1	1	2	2	2	0	0	0	0	1	2	0	3-1	20-19	4	3.43
April 13	COLORADO STATE	7.0	11	4	2	1	6	0	1	0	0	0	1	0	0	1-4	20-20	4	3.40
April 15	at UTEP	4.2	11	10	9	2	4	3	1	2	0	0	0	0	0	2-10	20-21	4	3.57
April 17	at Fresno State	6.0	8	7	5	3	3	1	0	0	0	0	1	1	0	5-7	20-22	4	3.62
April 18	at Fresno State	6.0	9	6	4	3	3	1	1	0	2	0	0	0	0	4-6	20-23	4	3.64
April 19	at Fresno State	6.0	8	9	6	3	4	3	1	1	1	0	0	0	0	3-9	20-24	4	3.71
April 22	UTEP	7.0	10	7	7	3	2	1	0	1	1	0	0	2	0	3-7	20-25	4	3.79
April 25	NEVADA	7.0	14	11	11	4	7	3	0	2	0	0	0	0	0	8-11	20-26	4	3.95
April 26	NEVADA	7.0	10	7	7	5	6	3	0	3	0	0	0	0	0	4-7	20-27	4	4.02
April 27	NEVADA	6.0	9	9	6	3	2	2	0	4	1	0	0	0	0	1-9	20-28	4	4.08
May 1	at UNLV	7.0	5	0	0	4	7	1	0	0	0	0	1	0	0	5-0	21-28	4	3.99
May 2	at UNLV	6.1	7	4	4	5	2	3	0	0	0	0	1	1	0	3-4	21-29	4	4.00
May 3	at UNLV	6.0	7	3	3	0	2	3	0	1	0	0	0	0	0	1-3	21-30	4	3.99
		337.0	385	235	192	158	271	70	11	40	19	0	23	12	0	217-235	21-30	4	3.99







## CAREER RECORDS

### BATTING

#### BATTING AVG. (min. 350 AB)

1. .356	Mariah Rimmer	(244-685) 2013-16
2. .350	Jessica Garcia	(193-552) 2009-12
3. .349	Jasmine Casados	(209-598) 2014-17
4. .344	Heather Medearis	(146-424) 1992, 94-95
5. .342	Chelsea Johnson	(174-509) 2015-18
6. .342	Danielle Cassara	(222-649) 1997-00
7. .337	Kelly Glass	(242-719) 2000-03
8. .336	Tammy Goff	(192-572) 1978-81
9. .335	Casey Coffman	(208-620) 1993-96
10. .335	Lindsey Elcess	(182-507) 2005-08

#### SLUGGING PCT. (min. 350 AB)

1. .668	Stefanie Carramusa	(458 AB) 2010-12
2. .637	Andrea Howard	(597 AB) 2018-22
3. .627	Jessica Garcia	(552 AB) 2009-12
4. .603	Chelsea Johnson	(509 AB) 2015-2018
5. .576	Lindsey Elcess	(507 AB) 2005-08
6. .553	Cameryn O'Grady	(535 AB) 2017-21
7. .538	Kathy Moore	(626 AB) 1998-01
8. .537	Jasmine Casados	(598 AB) 2014-17
9. .535	Danielle Cassara	(649 AB) 1997-00
10. .528	Mariah Rimmer	(685 AB) 2013-16

#### ON BASE PCT. (min. 350 AB)

1. .446	Kathy Moore	(626 AB) 1998-01
2. .435	Cameryn O'Grady	(535 AB) 2017-21
3. .429	Jasmine Casados	(598 AB) 2014-17
4. .427	Andrea Howard	(597 AB) 2018-22
5. .423	Analise Rubalcava	(515 AB) 2006-09
6. .422	Lindsey Elcess	(507 AB) 2005-08
7. .419	Samantha Hughes	(559 AB) 2006-09
8. .413	Ashley Archuleta	(589 AB) 2022-25
9. .409	Danielle Cassara	(649 AB) 1997-00
10. .409	Heather Medearis	(424 AB) 1992, 94-95

#### GAMES PLAYED

1. 233	Kathy Moore	1998-01
2. 230	Marianna Fenelli	1998-01
3. 224	Kelly Glass	2000-03
4. 222	Andrea Howard	2018-22
5. 220	Brooke Chaffee	1999-02
6. 219	Melissa Krolik	1996-99
7. 217	Lainie Horne	1997-00
8. 213	Danielle Cassara	1997-00
9. 212	Cassie Chavez	2002, 04-06
10. 209	Krissy Keene	1998-01
209	Rachael Wennkamp	1998-01

#### GAMES STARTED

1. 229	Marianna Fenelli	1998-2001
2. 228	Kathy Moore	1998-01
3. 224	Kelly Glass	2000-03
4. 221	Andrea Howard	2018-22
5. 218	Brooke Chaffee	1999-02
6. 212	Mariah Rimmer	2013-16
212	Danielle Cassara	1997-00
8. 209	Lainie Horne	1997-00
9. 208	Melissa Krolik	1996-99
10. 204	Michala Erickson	2014-17

#### AT BATS

1. 719	Kelly Glass	2000-03
2. 685	Mariah Rimmer	2013-16
3. 683	Marianna Fenelli	1998-01
4. 649	Danielle Cassara	1997-00
5. 642	Cassie Chavez	2002, 04-06
6. 626	Kathy Moore	1998-01
7. 625	Brooke Chaffee	1999-02
625	Ryanne Hodgins	2004-07
9. 620	Casey Coffman	1993-96
10. 606	Michala Erickson	2014-17

#### RUNS

1. 149	Marianna Fenelli	1998-01
2. 140	Mariah Rimmer	2013-16
3. 136	Samantha Hughes	2006-09
4. 126	Andrea Howard	2018-21
5. 120	Cameryn O'Grady	2017-21

6. 119	Cassie Chavez	2002, 04-06
7. 115	Stefanie Carramusa	2010-12
8. 110	Ashley Archuleta	2022-25
9. 104	Kelly Glass	2000-03
104	Jasmine Casados	2014-17



Mariah Rimmer

#### HITS

1. 244	Mariah Rimmer	2013-16
2. 242	Kelly Glass	2000-03
3. 222	Danielle Cassara	1997-00
4. 209	Jasmine Casados	2014-17
5. 208	Casey Coffman	1993-96
6. 195	Ashley Archuleta	2022-25
7. 194	Kathy Moore	1998-01
8. 193	Jessica Garcia	2009-12
9. 192	Tammy Goff	1978-81
10. 191	Marianna Fenelli	1998-01

#### DOUBLES

1. 54	Cameryn O'Grady	2017-21
2. 48	Marianna Fenelli	1998-01
3. 47	Danielle Cassara	1997-00
4. 45	Jasmine Casados	2014-17
5. 43	Cassie Chavez	2002, 04-06
6. 41	Casey Coffman	1993-96
7. 40	Mariah Rimmer	2013-16
8. 36	Lainie Horne	1997-00
36	Lindsey Elcess	2005-08
36	Andrea Howard	2018-22
10. 35	Kathy Moore	1998-01
35	Katie Gilmore	2007-10

#### TRIPLES

1. 15	Kathy Dyer	1982, 84-86
2. 14	Michele Madrid	1982-85
3. 12	Ashley Archuleta	2022-25
4. 11	Tammy Goff	1978-81
5. 10	Jackie Van Hooydonk	1995-97
10	Sue Kragseth	1980-81, 83-84
10	Cheryl Shaw	1978-80
8. 9	Rachael Hathoot	2020-24
9	Mariah Rimmer	2013-16
10. 8	Lainie Horne	1997-00
8	Suzanne Dow	1995-98
8	Angel Logreco	1987-90
8	Chelsea Anaya	2011-14
8	Andrea Howard	2018-22

#### HOME RUNS

1. 47	Andrea Howard	2018-22
2. 39	Stefanie Carramusa	2010-12
3. 38	Jessica Garcia	2009-12
4. 36	Kathy Moore	1998-01
5. 34	Chelsea Johnson	2015-2018

6. 28	Lindsey Elcess	2005-08
7. 27	Cassie Chavez	2002, 04-06
27	Michala Erickson	2014-17
9. 26	Danielle Cassara	1997-00
10. 21	Jasmine Casados	2014-17
21	Cameryn O'Grady	2017-21

#### RUNS BATTED IN

1. 152	Jasmine Casados	2014-17
2. 147	Andrea Howard	2018-22
3. 143	Danielle Cassara	1997-00
4. 139	Chelsea Johnson	2015-18
5. 132	Kathy Moore	1998-01
6. 131	Jessica Garcia	2009-12
7. 124	Mariah Rimmer	2013-16
8. 116	Lindsey Elcess	2005-08
9. 107	Stefanie Carramusa	2010-12
10. 103	Cameryn O'Grady	2017-21
103	Brooke Chaffee	1999-02
103	Katie Gilmore	2007-10

#### TOTAL BASES

1. 380	Andrea Howard	2018-22
2. 362	Mariah Rimmer	2013-16
3. 347	Danielle Cassara	1997-00
4. 346	Jessica Garcia	2009-12
5. 337	Kathy Moore	1998-01
6. 321	Jasmine Casados	2014-17
7. 307	Chelsea Johnson	2015-18
8. 306	Stefanie Carramusa	2010-12
9. 296	Cameryn O'Grady	2017-21
10. 292	Lindsey Elcess	2005-08

#### WALKS

1. 150	Kathy Moore	1998-01
2. 123	Andrea Howard	2018-22
3. 107	Marianna Fenelli	1998-01
4. 97	Cameryn O'Grady	2017-21
5. 90	Analise Rubalcava	2006-09
6. 81	Samantha Hughes	2006-09
7. 79	Jasmine Casados	2014-17
8. 77	Sue Inman	1983-86
9. 76	Wendy Beeghly	1988-91
10. 72	Lainie Horne	1997-00

#### STOLEN BASES

1. 90	Julie Garcia	(90-103) 1989-92
2. 88	Kelly Glass	(88-106) 2000-03
3. 84	Lauren Warner	(84-100) 1996, 99-02
4. 74	Terri Bailey	(74-89) 1989-92
5. 71	Jackie Van Hooydonk	(71-81) 1995-97
6. 66	Samantha Hughes	(52-61) 2006-09
7. 64	Mariah Rimmer	(64-78) 2013-16
8. 59	Sheila Blonigan	(59-59) 1983-86
9. 51	Tracy Vun Kannon	(51-59) 1990-91
10. 44	Liz Bogdanovic	(44-51) 1986-89


#### STOLEN BASE ATTEMPTS

1. 106	Kelly Glass	(88-106) 2000-03
2. 103	Julie Garcia	(90-103) 1989-92
3. 100	Lauren Warner	(84-100) 1996, 99-02
4. 89	Terri Bailey	(74-89) 1989-92
5. 81	Jackie Van Hooydonk	(71-81) 1995-97
6. 79	Samantha Hughes	(66-79) 2006-09
7. 78	Mariah Rimmer	(64-78) 2013-16
8. 59	Tracy Vun Kannon	(51-59) 1990-91
59	Sheila Blonigan	(59-59) 1983-86
10. 51	Liz Bogdanovic	(44-51) 1986-89

#### SACRIFICE HITS

1. 39	Kelly Glass	2000-03
2. 36	Marnie Hill	1993-95, 1997
	Terri Bailey	1989-92
4. 33	DeNae Vasquez-Dickson	2024-current
5. 32	Michelle Cash	1992-95
6. 29	Marianna Fenelli	1998-01
29	Shelly Smith	1992-94
8. 27	Sabrina Sandberg	2001-04
27	Meg Connors	1981-84
27	Cindy Cravens	1978-81
27	Cheryl Shaw	1978-80





Andrea Howard



Ashley Archuleta

## PITCHING

### EARNED RUN AVG. (min. 200 IP)

1.	1.08	Dena Mullins	(484.2 IP) 1992-93
2.	1.29	Arlene Hernandez	(432.1 IP) 1985-86
3.	1.41	Allison Maney	(595.2 IP) 1982-85
4.	1.45	Tippy Borrego	(565.0 IP) 1980-81
5.	1.65	Arvita Higgins	(272.0 IP) 1978-79
6.	1.69	Nancy Campbell	(281.2 IP) 1978-79
7.	2.17	Stephanie Smith	(539.0 IP) 1991-94
8.	2.33	Chris DeFant	(394.2 IP) 1987-90
9.	2.43	Beth Unterbrink	(236.2 IP) 1986-89
10.	2.54	Katie Cramer	(311.1 IP) 1990-91

### FEWEST WALK ALLOWED/ 7 INNINGS (min. 200 IP)

1.	0.63	Arlene Hernandez	(432.1 IP) 1985-86
2.	0.82	Danielle Cassara	(479.0 IP) 1997-00
3.	1.37	Katie Cramer	(311.1 IP) 1990-91
4.	1.40	Dena Mullins	(484.2 IP) 1992-93
5.	1.44	Kathy Moore	(578.0 IP) 1998-01
6.	1.48	Beth Unterbrink	(236.2 IP) 1986-89
7.	1.49	Arvita Higgins	(272.0 IP) 1978-79
8.	1.52	Allison Maney	(595.2 IP) 1982-85
9.	1.53	Amy Dumas	(658.0 IP) 2001-04
10.	1.55	Kelly Ninemire	(342.1 IP) 2007-08

### MOST STRIKEOUTS/ 7 INNINGS (min. 200 IP)

1.	7.10	Amber Linton	(315.1 IP) 2022-2024
2.	5.90	Ashley Perkins	(269.1 IP) 2004-05
3.	5.78	Dena Mullins	(484.2 IP) 1992-93
4.	5.54	McKenna Guest	(289.1 IP) 2024-current
5.	5.43	Arvita Higgins	(272.0 IP) 1978-79
6.	5.33	Hayley Punter	(299.2 IP) 2001-02
7.	5.24	Tippy Borrego	(565.0 IP) 1980-81
8.	5.09	Danielle Cassara	(479.0 IP) 1997-00
9.	5.02	Iraina Ogas	(307.0 IP) 2003-04

10. 4.70 - Amy Dumas (658.0 IP) 2001-04

## WINS

1.	54	Allison Maney	(54-30) 1982-85
2.	51	Danielle Cassara	(51-25) 1997-00
3.	50	Kathy Moore	(50-38) 1998-01
50		Stephanie Smith	(50-29) 1991-94
5.	47	Tippy Borrego	(47-30) 1980-81
6.	45	Amy Dumas	(45-50) 2001-04
45		Dena Mullins	(45-27) 1992-93
8.	35	Arlene Hernandez	(35-27) 1985-86
35		Kaela DeBroeck	(35-55) 2010-13
10.	32	Chris DeFant	(32-31) 1987-90

## SAVES

1.	17	Krissy Fortner	2015-2018
2.	8	Kathy Moore	1998-01
3.	6	Iraina Ogas	2003-04
4.	5	Katie Cramer	1990-91
5.	4	Amber Linton	2022- 2024
4		Amy Dumas	2001-04
7.	3	Natalie Fritz	2025
3		Amber Linton	2022-24
3		Dejah Hatfield	1996
10.	2	McKenna Guest	2024-current
2		Kaela DeBroeck	2010-13
2		Carrie Sheehan	2012-15
2		Hayley Punter	2001-02
2		Ashley Perkins	2004-05
2		Danielle Robertshaw	1997-99
2		Marnie Hill	1993-95,97
2		Stephanie Smith	1991-94
2		Kelly Ninemire	2007-08
2		Analise Rubalcava	2006-09

## APPEARANCES

1.	151	Amy Dumas	2001-04
2.	130	Kaela DeBroeck	2010-13
3.	114	Kathy Moore	1998-01
4.	113	Krissy Fortner	2015-2018
5.	101	Carrie Sheehan	2012-15
6.	90	Stephanie Smith	1991-94
90		Lauren Soles	2013-16
8.	89	Danielle Cassara	1997-00
9.	84	Tess McPherson	2014-17
10.	77	Chris DeFant	1987-90

## GAMES STARTED

1.	101	Amy Dumas	2001-04
2.	86	Kaela DeBroeck	2010-13
3.	81	Kathy Moore	1998-01
81		Stephanie Smith	1991-94
5.	77	Danielle Cassara	1997-00
6.	69	Dena Mullins	1992-93
7.	65	Chris DeFant	1987-90
8.	62	Kelly Ninemire	2007-08
9.	58	Carrie Sheehan	2012-15
10.	53	Tess McPherson	2014-17

## COMPLETE GAMES

1.	69	Stephanie Smith	1991-94
2.	63	Kathy Moore	1998-01
3.	56	Danielle Cassara	1997-00
4.	54	Dena Mullins	1992-93
5.	46	Amy Dumas	2001-04
6.	40	Chris DeFant	1987-90
40		Kaela DeBroeck	2010-13
8.	33	Arvita Higgins	1978-79
9.	32	Katie Cramer	1990-91
10.	30	Kelly Ninemire	2007-08

## SHUTOUTS

1.	32	Allison Maney	1982-85
2.	25	Dena Mullins	1992-93
3.	22	Danielle Cassara	1997-00
4.	20	Stephanie Smith	1991-94
5.	19	Arlene Hernandez	1985-86
6.	15	Amy Dumas	2001-04
15		Chris DeFant	1987-90
8.	11	Kathy Moore	1998-01
11		Beth Unterbrink	1986-89

10. 10 Katie Cramer 1990-91

## INNINGS PITCHED

1.	658.0	Amy Dumas	2001-04
2.	595.2	Allison Maney	1982-85
3.	578.0	Kathy Moore	1998-01
4.	565.0	Tippy Borrego	1980-81
5.	539.0	Stephanie Smith	1991-94
6.	524.0	Kaela DeBroeck	2010-13
7.	484.2	Dena Mullins	1992-93
8.	479.0	Danielle Cassara	1997-00
9.	432.1	Arlene Hernandez	1985-86
10.	394.2	Chris DeFant	1987-90



Amy Dumas

## STRIKEOUTS

1.	442	Amy Dumas	2001-04
2.	423	Tippy Borrego	1980-81
3.	400	Dena Mullins	1992-93
4.	348	Danielle Cassara	1997-00
5.	336	Allison Maney	1982-85
6.	320	Amber Linton	2022-2024
7.	259	Kaela DeBroeck	2010-13
8.	234	Stephanie Smith	1991-94
234		Lauren Soles	2013-16
10.	233	Kathy Moore	1998-01

## BATTERS FACED

1.	2,523	Kaela DeBroeck	2010-13
2.	2,375	Kathy Moore	1998-01
3.	1,952	Carrie Sheehan	2012-15
4.	1,931	Danielle Cassara	1997-00
5.	1,846	Amy Dumas	2001-04
6.	1,824	Lauren Soles	2013-16
7.	1,521	Amber Linton	2022-current
8.	1,487	Kelly Ninemire	2007-08
9.	1,406	Emma Guindon	2021-22
10.	1,396	Janis Robinson	1997-98

## FIELDING

### FIELDING PCT. (min. 100 chances)

1.	.997	Miracle McKenzie	(284-9-1) 2025
2.	.995	Jennifer Haley	(580-2-3) 1997
.995		Sandi Hinojos	(358-41-2) 1989-91, 93
4.	.992	Jordan Sjostrand	(732-27-7) 2012-14
5.	.991	Leslie Romero	(211-8-2) 2019-20, 22-23
6.	.986	Lindsey Elcess	(678-34-10) 2005-08
.986		Jenna Trim	(197-7-3) 2023
8.	.985	Tiffani Chambers	(606-110-11) 1999-02
.985		Lauren McCoy	(173-29-3) 2002
.985		Amy Minick	(525-57-9) 1986-89

## PUTOUTS

1.	1,153	Ashley Shartzter	2003-05
2.	1,047	Jordan Sjostrand	2012-14
3.	841	Heather Medearis	1992, 94-95
4.	729	Elena Cranmer	2000-01, 03
5.	706	Karissa Halemman	2013-16
6.	694	Reyan Tuck	2020-23
7.	679	Kim Korsak	2001-04
8.	678	Lindsey Elcess	2005-08



9. 658	Katie Gilmore	2007-10
10. 614	Danielle Cassara	1997-00

### ASSISTS

1. 501	Michala Erickson	2014-17
2. 500	Cassie Chavez	2002, 04-06
3. 451	Brooke Chaffee	1999-02
4. 436	Marianna Fenelli	1998-01
5. 391	Tammy Goff	1978-81
6. 381	Cameryn O'Grady	2017-21
7. 371	Wendy Beeghly	1988-91
8. 347	Jasmine Casados	2014-17
9. 344	Analise Rubalcava	2006-09
10. 340	Marnie Hill	1993-95, 97

### MOST DOUBLE-PLAYS TURNED

1. 47	Ashley Shartzter	2003-05
2. 46	Katie Gilmore	2007-10
3. 36	Rachael Hathoot	2020-24
36	Jordan Sjostrand	2012-14
4. 33	Reyan Tuck	2020-22
5. 30	Kristina Schmallen	2005-06
6. 28	Cameryn O'Grady	2017-21
8. 27	Michala Erickson	2014-17
9. 26	Cristin Anderson	2009-10
26	Chelsea Anaya	2011-14
26	Karissa Halem	2013-16

### MOST CAUGHT-STEALING BY

1. 60	Jessica Garcia	2009-12
2. 39	Amy Minick	1986-89
3. 34	Kaela DeBroeck	2010-13
4. 28	Liz Young	2005-07
5. 27	Kim Korsak	2001-04
6. 26	Erin Brandow	2007-10
7. 22	Lauren Wilmert	2017-21
22	Sydney Broderick	2018-22
9. 21	Karen Matteson	1992-94
21	Sandi Hinojos	1989-91, 93



## SINGLE-SEASON INDIVIDUAL RECORDS

### BATTING

#### BATTING AVG. (min. 25 AB)


1. .448	Jessica Garcia	(81-181) 2012
2. .443	Tammy Goff	(51-115) 1978
2. .430	Casey Coffman	(68-158) 1996
3. .418	Jessica Garcia	(61-146) 2011
4. .414	Willow Kalinen	(29-70) 2014
5. .411	Ashley Archuleta	(62-151) 2025
6. .405	Danielle Cassara	(68-168) 1999
7. .403	Andrea Howard	(58-144) 2022
8. .401	Heather Medearis	(61-152) 1994
9. .400	Danielle Castro	(12-30) 2010
10. .398	Jackie Van Hooydonk	(70-176) 1997

#### SLUGGING PCT. (min. 25 AB)

1. .917	Jessica Garcia	(181 AB) 2012
2. .875	Andrea Howard	(144 AB) 2022
3. .831	Stefanie Carramusa	(183 AB) 2012
4. .816	Chelsea Johnson	(87 AB) 2016
5. .801	Jessica Garcia	(146 AB) 2011
6. .728	Andrea Howard	(125 AB) 2021
7. .714	Danielle Cassara	(168 AB) 1999
8. .694	Lisa Rodrigues	(85 AB) 2015
9. .682	Kristina Schmallen	(157 AB) 2006
10. .677	Lindsey Elcess	(155 AB) 2006

#### ON BASE PCT. (min. 25 AB)

1. .531	Andrea Howard	(144 AB) 2022
2. .519	Analise Rubalcava	(122 AB) 2007
3. .500	Ashley Archuleta	(151 AB) 2025
3. .500	Tammy Goff	(115 AB) 1978
5. .495	Kathy Moore	(144 AB) 2001
6. .491	Lisa Rodrigues	(85 AB) 2015
7. .485	Cameryn O'Grady	(76 AB) 2020
8. .482	Jessica Garcia	(181 AB) 2012
9. .480	Jackie Van Hooydonk	(176 AB) 1997
10. .478	Wendy Beeghly	(104 AB) 1989



Jessica Garcia

#### GAMES PLAYED

1. 65	Cassie Chavez	2004
2. 64	Sabrina Sandberg	2004
64	Ashley Shartzter	2004
4. 63	Ora Hensley	2004
63	Ora Hensley	2003
63	Sabrina Sandberg	2003
63	Ashley VanBoxmeer	2003
63	Kim Korsak	2003
63	Ashley Shartzter	2003
63	Kelly Glass	2003

#### AT BATS

1. 210	Kelly Glass	2003
2. 190	Cassie Chavez	2004
3. 188	Ora Hensley	2003
4. 187	Stephanie Kennedy	2004
187	Brooke Chaffee	2001

6. 185	Claire Miller	1981
7. 183	Kelly Glass	2000
183	Ryanne Hodgins	2006
9. 182	Iraina Ogas	2003
182	Krissy Keene	2001
182	Karen Pace	1978

#### RUNS

1. 60	Stefanie Carramusa	2012
2. 52	Shenise Cox	2012
3. 47	Jessica Garcia	2012
47	Jackie Van Hooydonk	1997
5. 46	Chelsea Anaya	2012
6. 45	Marianna Fenelli	1999
7. 43	Mariah Rimmer	2016
8. 41	Cristin Anderson	2010
41	Cassie Chavez	2006
10. 40	Ashley Archuleta	2025
40	Andrea Howard	2022

#### HITS

1. 81	Jessica Garcia	2012
2. 70	Jackie Van Hooydonk	1997
3. 68	Kelly Glass	2003
68	Danielle Cassara	1999
68	Casey Coffman	996
6. 67	Stefanie Carramusa	2012
67	Mariah Rimmer	2016
8. 66	Rachael Hathoot	2024
9. 65	Danielle Cassara	2000
65	Mariah Rimmer	2015

#### DOUBLES

1. 21	Casey Coffman	1996
2. 17	Jackie Van Hooydonk	1997
17	Samantha Hughes	2009
4. 16	Cameryn O'Grady	2019
16	Stefanie Carramusa	2012
16	Ashley VanBoxmeer	2003
16	Lindsey Elcess	2006
8. 15	Cameryn O'Grady	2020
15	Danielle Cassara	2000
15	Cassie Chavez	2006
15	Jessica Garcia	2011

#### TRIPLES

1. 9	Kathy Dyer	1986
2. 8	Jackie Van Hooydonk	1997
3. 7	Rachael Hathoot	2023
7	Lainie Horne	1998
7	Tammy Goff	1978
6. 6	Michele Madrid	1982
6	Sue Kragseth	1980
6	Cheryl Shaw	1978
9. 5	Ashley Archuleta	2025
5	Keyannah Chavez	2024
5	Ashley Archuleta	2023
5	Kathy Dyer	1985
5	Terri Nielson	1985
5	Liz Bogdanovic	1989
5	Mariah Rimmer	2014

#### HOME RUNS

1. 24	Jessica Garcia	2012
2. 23	Stefanie Carramusa	2012
3. 18	Andrea Howard	2022
4. 15	Shenise Cox	2012
5. 13	Danielle Cassara	1999
13	Jessica Garcia	2011
7. 12	Andrea Howard	2021
12	Kathy Moore	2000
12	Kristina Schmallen	2006
10. 11	Danielle Cassara	2000
11	Stefanie Carramusa	2011
11	Chelsea Johnson	2016

#### RUNS BATTED IN

1. 69	Jessica Garcia	2012
2. 57	Andrea Howard	2022
3. 54	Danielle Cassara	1999
4. 52	Kristina Schmallen	2006
5. 51	Danielle Cassara	2000
6. 49	Stefanie Carramusa	2012

7. 45	Lindsey Elcess	2006
45	Kathy Moore	2000
9. 43	Naomi Tellez	2014
10. 42	Mariah Rimmer	2016
42	Cassie Chavez	2006

#### TOTAL BASES

1. 166	Jessica Garcia	2012
2. 152	Stefanie Carramusa	2012
3. 126	Andrea Howard	2022
4. 120	Danielle Cassara	1999
5. 118	Jackie Van Hooydonk	1997
6. 117	Jessica Garcia	2011
7. 113	Danielle Cassara	2000
8. 110	Ashley VanBoxmeer	2003
9. 108	Mariah Rimmer	2016
10. 107	Kristina Schmallen	2006

#### WALKS

1. 57	Kathy Moore	2001
2. 43	Andrea Howard	2022
3. 35	Marianna Fenelli	2000
4. 33	Kathy Moore	1999
33	Samantha Hughes	2008
6. 32	Cameryn O'Grady	2018
32	Shenise Cox	2012
32	Kathy Moore	2000
9. 31	Cameryn O'Grady	2019
31	Marianna Fenelli	2001

#### STOLEN BASES

1. 40	Jackie Van Hooydonk	(40-48) 1997
2. 39	Lauren Warner	(39-46) 1999
3. 29	Julie Garcia	(29-33) 1992
4. 27	Samantha Hughes	(27-31) 2007
5. 26	Mariah Rimmer	(26-34) 2013
6. 26	Kelly Glass	(26-32) 2001
26	Kelly Glass	(26-31) 2000
26	Julie Garcia	(26-29) 1990
26	Tracy Vun Kannon	(26-30) 1990
10. 25	Tracy Vun Kannon	(25-29) 1991

#### SACRIFICE HITS

1. 18	DeNae Vasquez-Dickson	2025
2. 17	Cindy Cravens	1981
3. 16	Shelly Smith	1992
4. 15	DeNae Vasquez-Dickson	2024
15	Wendy Beeghly	1991
15	Bobby Smith	1981
15	Hildy Buhrow	1979
8. 14	Sandi Hinojos	1993
14	Cheryl Shaw	1979
10. 13	Ashley Shartzter	2003
13	Marnie Hill	2003
13	Karen Matteson	1992

### PITCHING

#### EARNED RUN AVG. (min. 100 IP)

1. 0.94	Allison Maney	(153.2 IP) 1985
2. 1.00	Dena Mullins	(280.1 IP) 1993
3. 1.18	Allison Maney	(229.1 IP) 1983
4. 1.19	Dena Mullins	(204.1 IP) 1992
5. 1.21	Arlene Hernandez	(231.1 IP) 1985
6. 1.34	Tippy Borrego	(303.0 IP) 1981
1.34	Arvita Higgins	(148.0 IP) 1979
8. 1.35	Nancy Campbell	(160.0 IP) 1979
9. 1.36	Erin Putnam	(112.1 IP) 1984
10. 1.39	Arlene Hernandez	(201.0 IP) 1986

#### FEWEST WALKS ALLOWED/7 INNINGS (min. 100 IP)

1. 0.55	Danielle Cassara	(179.1 IP) 2000
2. 0.59	Arlene Hernandez	(201.0 IP) 1986
3. 0.64	Danielle Cassara	(152.1 IP) 1999
4. 0.67	Arlene Hernandez	(231.1 IP) 1985
5. 0.78	Amy Dumas	(179.1 IP) 2001
6. 0.92	Kathy Moore	(152.1 IP) 1999
7. 0.93	Erin Putnam	(112.1 IP) 1984
8. 1.09	Katie Cramer	(141.1 IP) 1991
9. 1.20	Beth Unterbrink	(105.0 IP) 1989
10. 1.21	Hayley Punter	(133.0 IP) 2002



## MOST STRIKEOUTS/7 INNINGS (min. 100 IP)

1.	7.24	Amber Linton	(158.2 IP) 2023
2.	6.97	Amber Linton	(156.2 IP) 2022
3.	6.84	McKenna Guest	142.1 IP) 2025
4.	6.65	Dena Mullins	(204.1 IP) 1992
5.	6.64	Hayley Punter	(166.2 IP) 2001
6.	6.33	Amy Dumas	(215.2 IP) 2003
7.	6.33	Tippy Borrego	(303.0 IP) 1981
8.	6.19	Ashley Perkins	(144.2 IP) 2005
9.	5.72	Arvita Higgins	(148.0 IP) 1979
10.	5.70	Nancy Campbell	(121.2 IP) 1978

## WINS

1.	30	Tippy Borrego	(30-13) 1981
2.	25	Dena Mullins	(25-16) 1993
3.	22	Allison Maney	(22-10) 1983
4.	21	Danielle Cassara	(21-6) 2000
	21	Stephanie Smith	(21-9) 1991
6.	20	Dena Mullins	(20-11) 1992
7.	19	Arlene Hernandez	(19-14) 1985
8.	18	Amy Dumas	(18-8) 2001
	18	Danielle Cassara	(18-5) 1999
	18	Allison Maney	(18-11) 1984

## SAVES

1.	6	Krissy Fortner	2016
2.	5	Krissy Fortner	2015
3.	4	Iraina Ogas	2004
	4	Krissy Fortner	2017
5.	3	Natalie Fritz	2025
	3	Amber Linton	2022
	3	Kathy Moore	2000
	3	Kathy Moore	1999
	3	Dejah Hatfield	1996
	3	Katie Cramer	1990
11.	2	Amber Linton	2024
	2	Krissy Fortner	2018
	2	Kaela DeBroeck	2012
	2	Carrie Sheehan	2012
	2	Kelly Ninemire	2008
	2	Amy Dumas	2004
	2	Iraina Ogas	2003
	2	Katie Cramer	1991
	2	Marnie Hill	1994
	2	Stephanie Smith	1991
	2	Analise Rubalcava	2009
	2	Lisa Rodrigues	2015

## APPEARANCES

1.	47	Amy Dumas	2003
2.	43	Dena Mullins	1993
3.	40	McKenna Guest	2024
	40	Kelly Ninemire	2008
5.	39	Iraina Ogas	2003
	39	Kaela DeBroeck	2010
	39	Emma Guindon	2022
8.	38	Katie Gregg	2006
	38	Jen Mendenhall	2006
	38	Krissy Fortner	2015
	38	Amber Linton	2022

## GAMES STARTED

1.	42	Dena Mullins	1993
2.	37	Amy Dumas	2003
3.	35	Kelly Ninemire	2008
4.	31	Danielle Castro	2009
5.	29	Jensen Main	2018
	29	Danielle Cassara	2000
	29	Stephanie Smith	1991
8.	28	Hayley Punter	2001
	28	Tess McPherson	2017
10.	27	Dena Mullins	1992
	27	Kelly Ninemire	2007
	27	Emma Guindon	2021
	27	Amber Linton	2022

## COMPLETE GAMES

1.	30	Dena Mullins	1993
2.	25	Stephanie Smith	1991
3.	24	Dena Mullins	1992
4.	23	Stephanie Smith	1994
5.	22	Danielle Cassara	2000

6.	21	Kathy Moore	2000
	21	Tracy Johnson	1987
	21	Arvita Higgins	1979
9.	20	Danielle Cassara	1999
	20	Nancy Campbell	1979

## SHUTOUTS

1.	15	Dena Mullins	1993
	15	Allison Maney	1983
3.	12	Arlene Hernandez	1985
4.	11	Danielle Cassara	1999
5.	10	Dena Mullins	1992
6.	9	Stephanie Smith	1991
	9	Allison Maney	1984
8.	8	Allison Maney	1985
9.	7	Danielle Cassara	2000
	7	Arlene Hernandez	1986

## INNINGS PITCHED

1.	303.0	Tippy Borrego	1981
2.	280.1	Dena Mullins	1993
3.	262.0	Tippy Borrego	1980
4.	231.1	Arlene Hernandez	1985
5.	229.1	Allison Maney	1983
6.	215.2	Amy Dumas	2003
7.	205.0	Stephanie Smith	1991
8.	204.1	Dena Mullins	1992
9.	201.0	Arlene Hernandez	1986
10.	188.0	Kathy Moore	2000

## STRIKEOUTS

1.	274	Tippy Borrego	1981
2.	206	Dena Mullins	1993
3.	195	Amy Dumas	2003
4.	194	Dena Mullins	1992
5.	164	Amber Linton	2023
6.	158	Hayley Punter	2001
7.	156	Amber Linton	2022
8.	149	Tippy Borrego	1980
9.	141	Danielle Cassara	2000
10.	139	McKenna Guest	2025

## BATTERS FACED

1.	848	Jensen Main	2018
2.	796	Kelly Ninemire	2008
3.	792	Dejah Hatfield	1996
4.	779	Amber Linton	2022
5.	742	Amber Linton	2023
6.	729	Kathy Moore	2000
7.	718	Emma Guindon	2021
8.	717	Jen Mendenhall	2006
9.	703	Janis Robinson	1997
10.	694	McKenna Guest	2024



Tippy Borrego

## FIELDING

### FIELDING PCT. (min. 50 chances)

1.	1.000	Reyan Tuck	(69-1-0) 2020
	1.000	Lindsey Elcess	(85-81-0) 2006
	1.000	Sabrina Sandberg	(49-6-0) 2004
	1.000	Molly McKinnon	(46-8-0) 2002
	1.000	Lainie Horne	(52-6-0) 1999
	1.000	Merlinda Marquez	(66-1--0) 1999
	1.000	Karen Matteson	(56-9-0) 1993
	1.000	Julie Garcia	(74-7-0) 1991
	1.000	Sue Inman	(64-4-0) 1986
10.	.997	Miracle McKenzie	(284-9-1) 2025

## PUTOUTS

1.	580	Jennifer Haley	1997
2.	511	Elena Cranmer	2001
3.	462	Ashley Shartzter	2004
4.	448	Ashley Shartzter	2005
5.	380	Jordan Sjostrand	2013
6.	372	Karissa Halemam	2015
7.	365	Tracy Vun Kannon	1990
8.	352	Jordan Sjostrand	2012
9.	351	Danielle Castro	2011
10.	346	Lindsey Elcess	2008

## ASSISTS

1.	206	Tammy Goff	1979
2.	185	Tammy Goff	1978
3.	182	Pat Schnedar	1978
4.	153	Cassie Chavez	2005
5.	151	Cassie Chavez	2004
6.	149	Marianna Fenelli	2001
7.	146	Brooke Chaffee	2001
8.	144	Marianna Fenelli	1998
9.	143	Ora Hensley	2003-04
	143	Marianna Fenelli	1999

## MOST DOUBLE-PLAYS TURNED

1.	18	Ashley Shartzter	2005
2.	17	Karissa Halemam	2015
3.	16	Jenna Trim	2023
	16	Tracy Vun Kannon	1990
	16	Samantha Hughes	2006
6.	15	Rachael Hathoot	2023
	15	Ashley Shartzter	2004
	15	Kristina Schmallen	2006
	15	Kristina Schmallen	2005
	15	Katie Gilmore	2009

## MOST CAUGHT-STEALING BY

1.	21	Jessica Garcia	2012
2.	20	Liz Young	2006
	20	Jessica Garcia	2011
4.	19	Amy Minick	1987
5.	18	Kim Korsak	2003
6.	16	Angel Logreco	1988
	16	Diane Settle	1984
	16	Naomi Tellez	2014
9.	15	Jessica Garcia	2010
10.	14	Amy Minick	986



## SINGLE-SEASON TEAM RECORDS

### BATTING

#### BATTING AVG.

1.	.311	2012
2.	.300	2006
3.	.299	2023
	.299	2015
	.299	1989
6.	.297	2014
	.297	2011
	.297	1999
	.297	1994
10.	.296	2000

#### SLUGGING PCT.

1.	.568	2012
2.	.475	2011
3.	.453	2015
4.	.446	2006
	.446	2000
6.	.431	2016
7.	.430	2014
8.	.428	1999
9.	.426	2007
10.	.423	2022

#### ON BASE PCT.

1.	.417	1989
2.	.401	1991
3.	.392	2012
	.392	2007
5.	.385	1990
6.	.382	2015
7.	.369	2000
8.	.368	2023
9.	.367	2014
	.367	2009

#### RUNS

1.	347	2012
2.	272	2015
3.	271	1999
4.	265	2000
5.	260	2006
6.	250	2001
7.	237	1998
8.	235	2016
9.	234	2014
10.	231	2023

#### HITS

1.	463	2001
2.	455	2012
3.	450	1999
4.	448	2000
5.	444	1998
6.	432	2015
7.	427	2006
8.	420	2004
	420	2003
10.	400	2014

#### DOUBLES

1.	89	2000
2.	79	2009
	79	1999
	79	1998
5.	77	2006
6.	75	2025
7.	74	2001
8.	71	2015
9.	70	2012
10.	68	2004

### TRIPLES

1.	22	1980
2.	20	1989
	20	1985
4.	17	1998
5.	16	1983
6.	14	2023
	14	2010
8.	13	2011
9.	12	2015
	12	2014
	12	1997
	12	1986

#### HOME RUNS

1.	46	2022
	46	2000
3.	43	2015
4.	40	2011
5.	38	2016
	38	2006
7.	37	2008
	37	1999
9.	34	2019
	34	2007
	34	2004

#### RUNS BATTED IN

1.	319	2012
2.	244	2006
3.	240	2015
4.	238	2000
5.	227	1999
6.	222	2001
7.	214	2023
8.	209	2022
9.	208	1998
10.	205	2025

#### TOTAL BASES

1.	832	2012
2.	675	2000
3.	656	2015
4.	648	1999
5.	634	2006
6.	616	2001
7.	604	2004
8.	602	1998
9.	592	2022
10.	579	2014

#### WALKS

1.	203	2001
2.	183	2008
3.	179	2019
4.	178	2022
	178	2018
6.	173	2007
7.	170	2015
8.	163	2012
9.	160	2025
10.	156	2000

#### STOLEN BASES

1.	116	1990
2.	100	1989
3.	98	1991
4.	87	2010
	87	2001
6.	81	2008
7.	79	1999
	79	1997
9.	72	2007
10.	70	1992

### STOLEN BASE ATTEMPS

1.	131	1990
2.	123	1991
3.	115	1989
4.	111	2008
5.	110	2010
6.	101	2001
7.	99	1997
8.	98	1999
9.	94	2007
10.	92	1992

#### WINS

1.	42	1999
2.	39	2001
3.	38	2000
4.	35	1991
	35	1983
6.	34	1981
7.	33	1993
8.	31	1990
	31	1985
10.	30	2004
	30	1992
	30	1980

### PITCHING

#### EARNED RUN AVG.

1.	0.85	1985
2.	1.11	1983
3.	1.18	1984
4.	1.21	1986
	1.21	1981
6.	1.23	1993
7.	1.32	1980
8.	1.46	1999
9.	1.56	1992
10.	1.74	1988

#### FEWEST WALKS ALLOWED/7 INNINGS

1.	0.94	1999
2.	1.00	1986
	1.00	1985
4.	1.23	2000
5.	1.42	2001
	1.42	1984
	1.42	1983
8.	1.48	2002
9.	1.50	1992
10.	1.57	1994

#### FEWEST WALKS

1.	38	1986
2.	51	1999
3.	55	1985
	55	1982
5.	57	1987
6.	62	1984
7.	66	2002
	66	2000
9.	71	1989
10.	72	1994

#### MOST STRIKEOUTS / 7 INNINGS

1.	5.65	2022
2.	5.63	2025
3.	5.40	2004
4.	5.26	2003
5.	5.22	1981
6.	5.06	2023
7.	4.60	2013
8.	4.55	1992
	4.55	2001
10.	4.50	2008



STRIKEOUTS		
1.	339	2004
2.	282	1981
3.	281	2022
4.	279	2001
5.	234	2013
	234	1993
7.	228	2023
8.	225	1992
9.	224	1999
10.	223	2000

SHUTOUTS		
1.	22	1985
	22	1983
3.	20	1993
4.	17	2001
	17	1999
6.	15	1981
7.	14	1984
8.	12	2004
	12	1990
	12	1989

OPPONENT BATTING AVG.		
1.	.182	1980
2.	.185	1981
3.	.197	1993
4.	.203	1984
	.203	1983
6.	.214	1989
	.214	1985
8.	.222	1992
9.	.224	1991
10.	.225	1999

HITS ALLOWED		
1.	191	1982
2.	204	1986
3.	205	2020
4.	228	1984
5.	237	1980
6.	254	1985
7.	255	1988
8.	259	1993
9.	262	1983
10.	274	1989

FIELDING		
FIELDING PCT.		
1.	.966	2025
2.	.963	2004
	.963	1999
	.963	1992
	.963	1990
6.	.962	1989
7.	.961	2007
	.961	1993
9.	.960	2011
	.960	2006
	.960	2005
	.960	1986
	.960	1985

PUTOUTS		
1.	1445	2002
2.	1318	2004
3.	1290	2001
4.	1265	2003
5.	1253	1998
6.	1142	1985
7.	1137	1999
8.	1133	2000
9.	1119	1997
10.	1110	1993

ASSISTS		
1.	939	2002
2.	676	2001
3.	604	1998
4.	551	2003
	551	1999
6.	537	2005
7.	533	2000
8.	530	1993
9.	528	1991
10.	526	2006

MOST DOUBLE-PLAYS TURNED		
1.	36	2000
2.	31	2001
3.	27	2009
	27	1991
5.	24	2015
	24	2008
7.	23	2014
	23	1998
9.	22	2023
	22	1985

ERRORS		
1.	48	2025
	48	2007
3.	53	2011
	53	1986
5.	55	1989
6.	57	1984
7.	58	1992
8.	60	2024
	60	2014
	60	1990



# SINGLE-GAME TEAM RECORDS

## BATTING

### AT BATS

1. 54	Cal Poly	3/9/1991
54	Utah	4/12/1986
3. 50	Wyoming	3/6/1983
4. 49	Utah State	4/13/1984
5. 44	San Diego State	5/13/2005
6. 43	at Utah State	4/2/2025
43	San Diego State	4/13/2001
43	Tulsa	5/2/1998
9. 42	at Houston	2/8/2025
42	at Texas Tech	3/2/2018
42	at San José State	4/11/2014
42	Indiana State	3/13/2005
42	Colorado State	4/5/1997
42	Utah	5/7/1981
15. 41	UTEP	3/1/2023
41	Iowa State	3/8/2009
41	Utah Valley State	3/5/2006
41	Fresno State	4/4/1993
41	Utah	4/9/1992
41	Utah	4/7/1990

### RUNS

1. 25	Western New Mexico	3/2/1986
2. 24	Western New Mexico	3/1/1986
3. 22	Southwest College	2/19/1989
4. 20	Utah State	4/26/2014
5. 19	at Colorado State	4/17/2011
19	Eastern New Mexico	3/27/2007
19	Southern Utah	5/11/1978
8. 18	CSU Bakersfield	3/3/2012
18	Colorado State	5/8/1994
10. 17	Howard	3/10/2018
17	Adams State	2/8/1998

### HITS

1. 25	Eastern New Mexico	3/27/2007
2. 21	Howard	3/10/2018
21	Colorado State	5/8/1994
21	New Mexico State	4/27/1985
5. 20	UNLV	5/5/2012
20	Utah	4/12/1986
7. 19	Northeast Louisiana	3/31/1985
8. 18	at Utah State	3/19/2023
18	New Mexico State	3/11/2006
18	Western N.M.	3/1/1986
11. 17	at UNLV	5/6/2023
17	Utah State	3/25/2016
17	Utah State	4/26/2014
17	at San José State	4/11/2014
17	Colorado State	4/30/2011
17	Sacramento State	2/15/2002
17	Adams State	2/8/1998
17	Michigan State	3/10/1994
17	Iowa	2/12/1987
17	Colorado State	4/26/1979

### DOUBLES

1. 7	at Idaho State	2/28/2014
2. 6	Indiana	2/14/2015
6	Mississippi	3/4/2000
6	San José State	4/3/1999
6	Texas Tech	3/1/1996
6	Loyola Chicago	3/1/1996
7. 5	at Utah State	4/2/2025
5	Texas Southern	3/7/2020
5	Howard	3/10/2018
5	Northern Colorado	3/5/2016
5	San José State	5/7/2015
5	Detroit	3/8/2014
5	CSU Bakersfield	3/3/2012
5	at Colorado State	4/17/2011
5	Utah Valley	2/13/2011
5	Iowa State	3/8/2009
5	UNLV	4/19/2008

5	at Colorado State	4/27/2008
5	Northern Colorado	3/25/2006
5	Utah Valley State	3/5/2006
5	Colorado State	4/22/2000
5	UNLV	4/24/1999
5	Michigan State	3/10/1994
5	Nebraska	3/3/1989
5	Utah State	4/15/1988
5	Baylor	3/3/1988
5	Western N.M.	3/1/1986

### TRIPLES

1. 3	Utah Valley	2/13/2011
3	Northern Colorado	2/26/2011
3	New Mexico Highlands	3/30/1989
3	Southwest College	2/19/1989
3	Utah State	4/9/1982
3	Pima	3/17/1978
7. 2	Dixie State	3/11/2022
2	North Dakota	3/26/2019
2	at San Diego State	3/17/2019
2	Nevada	4/2/2015
2	Utah State	4/25/2014
2	UTEP	4/24/2013
2	Bradley	3/8/2013
2	at North Dakota	3/3/2012
2	at Central Arkansas	2/17/2012
2	Louisville	3/19/2010
2	Seattle	2/21/2010
2	Texas State	2/13/2010
2	Colorado State	4/12/2008
2	South Dakota State	3/18/2006
2	Eastern New Mexico	2/5/1999
2	Oregon	2/22/1997
2	Oklahoma State	2/22/1997
2	Nicholls State	3/3/1989
2	Utah	4/12/1986
2	Colorado State	3/22/1986
2	Oklahoma City	3/7/1985
2	New Mexico Highlands	3/3/1985
2	New Mexico Highlands	3/2/1985
2	Eastern Arizona	3/12/1983
2	Oklahoma City	3/10/1983
2	Wyoming	3/6/1983
2	New Mexico State	2/28/1982
2	Colorado State	4/26/1979
2	Utah	4/1/1978
2	Michigan State	3/24/1978

### HOME RUNS

1. 6	at Utah State	3/22/2015
2. 5	Utah State	4/19/2024
5	Bryant	2/17/2012
4. 4	Fresno State	4/14/2022
4	at Utah State	5/14/2021
4	Grand Canyon	2/8/2020
4	at Utah State	4/22/2017
4	at Boise State	4/29/2016
4	San José State	5/8/2015
4	at UTEP	5/2/2012
4	vs Weber State	3/25/2012
4	Northern Colorado	2/18/2012
4	vs Northwestern	2/11/2012
4	Colorado State	4/30/2011
4	at Utah	4/23/2011
4	Utah	4/29/2010
4	at UT-San Antonio	3/27/2008
4	Utah Valley State	3/18/2007
4	Harvard	3/26/2004
4	Northwestern	2/27/1999

### RUNS BATTED IN

1. 19	Utah State	4/26/2014
2. 18	at Colorado State	4/17/2011
18	Eastern New Mexico	3/27/2007
18	Western N.M.	3/2/1986
18	Western N.M.	3/1/1986
6. 16	Howard	3/10/2018

7. 15	UTEP	2/8/2019
15	Bryant	2/17/2012
15	Texas A&M	2/23/2012
15	at UT-San Antonio	3/27/2008
15	Colorado State	5/8/1994
15	Northeast Louisiana	3/31/1985
13. 14	at Utah State	3/19/2023
14	San José State	5/8/2015
14	at UTEP	5/2/2012
14	CSU Bakersfield	3/3/2012
14	Colorado State	4/12/2008
14	Michigan State	3/10/1994
14	Southwest College	2/19/1989

### WALKS

1. 16	UTEP	2/8/2019
2. 14	at UC Santa Barbara	3/3/2022
14	at Colorado State	4/17/2011
4. 12	at New Mexico State	3/22/2022
12	La Salle	2/29/2020
6. 11	at Utah State	3/17/2023
11	Western N.M.	3/2/1986
8. 10	at Boise State	5/1/2016
10	Bakersfield	3/7/2015
10	Utah	5/4/2007
10	Cal State Northridge	2/10/2006
10	Northern Colorado	4/19/1981

### STOLEN BASES

1. 13	Northern Colorado	2/26/2010
2. 9	New Mexico State	2/24/1991
9	New Mexico Highlands	2/16/1991
9	Southwest College	2/19/1989
5. 8	Bradley	3/14/2010
8	New Mexico State	3/28/2007
8	New Mexico Highlands	2/18/1990
8	New Mexico Highlands	2/17/1990
8	New Mexico Highlands	2/14/1990
8	Southwest College	2/19/1989
11. 7	Marist	2/16/2024
7	New Mexico State	2/26/1995
7	New Mexico State	2/28/1992
7	Adams State	2/22/1992
7	Santa Clara	3/22/1991
7	Eastern Michigan	3/1/1991
7	New Mexico Highlands	2/16/1991
7	Iowa	2/23/1990
7	New Mexico Highlands	2/18/1990
20. 6	Tennessee St.	2/9/2024
6	Howard	3/10/2018
6	at New Mexico State	4/8/2008
6	Georgetown	3/7/2008
6	Lipscomb	3/2/2007
6	Portland State	2/14/1999
6	Cal State Northridge	4/20/1996
6	Michigan	2/25/1992
6	Sacramento State	3/23/1990
6	Bradley	3/16/1990
6	UT-Arlington	2/25/1990
6	North Carolina	3/15/1989
6	Missouri	3/10/1989
6	New Mexico Highlands	2/22/1989
6	West Texas State	3/8/1983
6	Colorado State	4/26/1979
6	Glendale	3/29/1979
36. 5	George Washington	2/23/2018
5	at Central Michigan	2/17/2013
5	Syracuse	2/8/2009
5	Utah	5/8/2008
5	at Utah	4/4/2008
5	Drake	3/10/2007
5	Texas Tech	3/5/2002
5	UNLV	4/16/2000
5	Texas Tech	2/6/1999
5	Adams State	2/11/1996
5	Southern Utah	4/1/1994
5	Southern Utah	4/11/1992
5	Hawai'i	3/28/1992



5	Adams State	2/22/1992
5	South Florida	5/1/1988
5	Metro State	3/6/1986
5	Western N.M.	3/2/1986
5	Texas Tech	2/23/1985
5	Southern Illinois	3/16/1984
5	Northern Colorado	4/26/1980
5	Weber State	4/5/1979

### STOLEN BASE ATTEMPTS

1.	13	Northern Colorado	2/26/2010
2.	10	New Mexico Highlands	2/16/1991
3.	9	New Mexico State	2/24/1991
	9	New Mexico Highlands	2/18/1990
	9	Southwest College	2/19/1989
6.	8	Bradley	3/14/2010
	8	New Mexico State	3/28/2007
	8	Santa Clara	3/22/1991
	8	Eastern Michigan	3/1/1991
	8	New Mexico Highlands	2/16/1991
	8	New Mexico Highlands	2/18/1990
	8	New Mexico Highlands	2/14/1990
	8	Southwest College	2/19/1989
14.	7	Marist	2/16/2024
	7	at Central Michigan	2/17/2013
	7	Brigham Young	5/10/2008
	7	at New Mexico State	4/8/2008
	7	Georgetown	3/7/2008
	7	New Mexico State	2/26/1995
	7	New Mexico State	2/28/1992
	7	Adams State	2/22/1992
	7	Iowa	2/23/1990
24.	6	New Mexico Highlands	2/18/1990
	6	Tennessee St.	2/9/2024
	6	Howard	3/10/2018
	6	Weber State	2/27/2010
	6	Seattle	2/21/2010
	6	DePaul	3/14/2009
	6	at Texas Tech	2/21/2009
	6	Utah	5/8/2008
	6	at Utah	4/4/2008
	6	San Diego State	4/15/2007
	6	Lipscomb	3/2/2007
	6	Southern Utah	4/11/1992
	6	Hawai'i	3/28/1992
	6	Michigan	2/25/1992
	6	UC Santa Barbara	4/28/1991
	6	Sacramento State	3/23/1990
	6	Bradley	3/16/1990
	6	UT-Arlington	2/25/1990
	6	New Mexico State	4/15/1989
	6	UMass	3/17/1989
	6	North Carolina	3/15/1989
	6	Missouri	3/10/1989
	6	New Mexico Highlands	2/22/1989
	6	West Texas State	3/8/1983
	6	Colorado State	4/26/1979
	6	Glendale	3/29/1979

### SACRIFICE HITS

1.	6	UNLV	3/30/2003
2.	5	San Diego State	4/3/2005
	5	Utah	5/8/2003
	5	New Mexico State	3/31/1992
	5	Texas A&M	4/26/1991
	5	Utah	4/6/1991
	5	Florida State	3/31/1985
	5	Utah	5/7/1981
	5	Oklahoma State	3/19/1981
10.	4	Memphis	3/13/2015
	4	Colorado State	4/1/2006
	4	Utah	5/1/2005
	4	Utah	5/1/2005
	4	Indiana State	3/13/2005
	4	Penn State	2/25/2000
	4	San Diego State	4/23/1994
	4	New Mexico State	2/28/1992
	4	Michigan	2/24/1992
	4	Northeast Louisiana	3/6/1986

4	Oklahoma State	4/17/1982
4	Southwest Miss. St.	3/20/1981
4	Utah	4/11/1980
4	Missouri	3/21/1980
4	Utah	4/1/1978
24.3	MR: Alabama State	3/1/2025

## PITCHING

### INNINGS PITCHED

1.	17.0	Cal Poly Pomona	3/9/1991
2.	16.0	Wyoming	3/6/1983
3.	13.2	San Diego State	5/9/2003
	13.0	San Diego State	5/13/2005
	13.0	Colorado State	4/5/1997
6.	12.0	at Lamar	2/19/2022
	12.0	Indiana State	3/13/2005
	12.0	Utah	5/7/1981
9.	11.0	at Utah State	4/2/2025
	11.0	UTEP	3/1/2023
	11.0	at San Diego	3/1/2013
	11.0	San Diego State	4/13/2001
	11.0	Virginia	3/19/1999
	11.0	Cal State Northridge	3/15/1996
	11.0	Southern Utah	5/8/1993
	11.0	Fresno State	4/4/1993
	11.0	Utah	4/7/1990
	11.0	Weber State	4/12/1980

### STRIKEOUTS

1.	17	Western New Mexico	3/1/1986
2.	16	NM Highlands	3/2/1985
	16	New Mexico State	3/7/1981
4.	14	at Utah State	3/17/2023
	14	at Siena	3/24/2013
6.	13	St. Thomas	2/14/2025
7.	12	Houston	3/3/2023
	12	Wyoming	3/6/1983
9.	11	Texas Southern	2/22/2025
	11	North Dakota	2/21/2025
	11	Nevada	4/28/2023
	11	UTEP	2/24/2022
	11	at Lamar	2/19/2022
	11	Southern Utah	2/12/2022
	11	North Dakota	3/26/2019
	11	Nebraska	2/18/2005
	11	Northern Colorado	3/26/2004
	11	Texas A&M-CC	3/16/2001
	11	Portland State	2/13/1999
	11	New Mexico State	3/31/1992
	11	Texas Tech	3/6/1982
	11	Iowa State	3/4/1981
	11	Oregon State	4/20/1979

### WALKS

1.	14	San Diego State	3/21/2014
2.	13	at Houston	2/7/2025
3.	12	at Fresno State	4/8/2015
	12	UCLA	2/23/2014
5.	11	San Diego State	3/22/2014
	11	UTEP	2/18/2006
7.	10	San José State	3/14/2025
	10	at Colorado State	4/7/2024
	10	Oklahoma	2/27/2021
	10	Nevada	3/31/2019
	10	at Cal State Fullerton	3/3/2019
	10	New Mexico State	4/29/2014
	10	Utah State	4/25/2014
	10	Fresno State	4/6/2014

### HITS ALLOWED

1.	28	Oklahoma	2/27/2021
	28	San Diego State	5/6/2016
3.	21	Cal State Northridge	4/20/1996
4.	20	Utah	5/6/1995
	20	Oklahoma State	3/2/1989
6.	19	Boise State	4/20/2019
	19	San José State	4/30/2017
	19	Long Beach State	2/22/2014

19	Utah	4/12/1986
10.18	Tennessee	3/1/2019
18	at Nevada	3/25/2018
18	New Mexico State	3/21/2018
18	Fresno State	4/6/2014
18	at Nevada	3/13/2011
18	San Diego State	4/14/2007
18	San Diego State	4/23/2006
18	Fresno State	4/21/1995
18	Northwestern	3/4/1994

### FEWEST HITS ALLOWED

1.	0	Mississippi	3/4/2000
	0	Eastern New Mexico	2/5/1999
	0	Adams State	2/20/1993
	0	New Mexico Highlands	2/17/1990
	0	Western New Mexico	3/1/1986
	0	Pima	3/9/1985
	0	Northern Arizona	3/8/1985
	0	Oklahoma City	3/7/1985
	0	Oklahoma	5/21/1981
10.	1	Texas A&M-CC	3/25/2001
	1	Centenary	3/24/2001
	1	Oregon	3/4/2001
	1	UNLV	5/5/2000
	1	Western Kentucky	3/19/2000
	1	Texas Tech	2/6/2000
	1	South Florida	3/18/1999
	1	Stetson	3/17/1999
	1	Stetson	3/17/1999
	1	Bethune-Cookman	3/16/1999
	1	Portland State	2/13/1999
	1	Eastern New Mexico	2/5/1999
	1	Adams State	2/8/1998
	1	San Jose State	4/20/1997
	1	Minnesota	2/23/1994
	1	New Mexico State	3/5/1993
	1	Texas-Arlington	2/25/1993
	1	New Mexico Highlands	2/18/1993
	1	New Mexico Highlands	2/18/1993
	1	New Mexico Highlands	2/20/1992
	1	Western New Mexico	4/4/1989
	1	UT-Arlington	2/26/1989
	1	New Mexico Highlands	3/3/1985
	1	West Texas State	3/8/1983
	1	Mesa	3/10/1983
	1	Texas Tech	2/26/1983
	1	Idaho State	4/25/1981
	1	Weber State	4/4/1981
	1	Iowa	3/20/1981
	1	Wyoming	5/10/1980
	1	Oklahoma State	3/13/1980
41.	2	MR: UTEP	3/19/2024

### MOST RUNS ALLOWED

1.	33	Oklahoma	2/27/2021
2.	23	San Diego State	5/6/2016
3.	22	Boise State	4/20/2019
4.	21	San Diego State	4/23/2006
	21	at Nevada	3/25/2018
	21	Nevada	3/31/2019
7.	20	Fresno State	4/6/2014
8.	19	Cal State Fullerton	3/3/2019
9.	18	Iowa State	3/8/2009
	18	Oklahoma State	3/2/1989

### BATTERS FACED

1.	56	Cal Poly Pomona	3/9/1991*
2.	55	at Utah State	4/2/2025
	55	Wyoming	3/6/1983
4.	54	San Diego State	5/13/2005
	54	Indiana State	3/13/2005
6.	52	Oklahoma	2/27/2021
7.	51	at Texas Tech	3/2/2018
8.	50	Boise State	4/20/2019
	50	at San José State	4/11/2014
	50	Utah	4/12/1986
11.	48	UTEP	3/1/2023



48	at San José State	3/20/2022
48	at Lamar	2/19/2022
48	at Colorado State	4/7/2018
48	New Mexico State	3/21/2018
48	UTEP	2/18/2006

^ (stats incomplete)

FIELDING

CAUGHT STEALING BY

1.	3	DePaul	3/14/2009
	3	Minnesota	3/7/1987
3.	2	MR: UCONN	3/8/2024

DOUBLE PLAYS

1.	4	Fresno State	5/3/2024
2.	3	UC Riverside	2/20/2020
	3	San José State	2/27/2010
	3	UNLV	4/1/2005
	3	BYU	5/13/2005
	3	San Diego State	4/23/2004
	3	Mercer	3/28/1998
	3	Colorado State	5/7/1994
	3	New Mexico State	4/15/1989
9.	2	MR: Montana	3/1/2024

ERRORS

1.	9	Pima	3/17/1978
2.	8	Arizona	3/18/1978
3.	7	New Mexico State	3/8/2022
	7	Texas	3/8/2020
	7	UNLV	4/10/2009
	7	Fresno State	3/26/1999
	7	Arizona	3/5/1992
	7	Cal Poly	3/4/1982
	7	Arizona	3/18/1978
10.	6	Texas Tech	3/12/2021
	6	Baylor	3/6/2010
	6	San Diego State	4/12/2002
	6	New Mexico State	3/30/2000
	6	UNLV	5/10/1997
	6	Wyoming	3/6/1983
	6	New Mexico State	3/5/1982
	6	New Mexico State	2/27/1982
	6	Weber State	4/5/1979
	6	Arizona	3/23/1978
20.	5	MR: San José State	5/3/2019



## SINGLE-GAME INDIVIDUAL RECORDS

### BATTING

#### AT BATS

- 7 Tracy VunKannon, Cal Poly Pomona, 3/9/1991
- Sue Iman, Utah, 4/12/1986
- Beth Unterbrink, Utah, 4/12/1986
- Michele Madrid, Utah St., 4/13/1984
- Sue Iman, Wyoming, 3/6/1983
- Diane Settle, Wyoming, 3/6/1983
- Michele Madrid, Wyoming, 3/6/1983
- Sydney Carithers, at Utah State, 4/2/2025
- Allie Williams, at Utah State, 4/2/2025
- Peyton Robinson, UTEP, 3/1/2023
- Chelsea Johnson, at Texas Tech, 3/2/2018
- Brandi Heimburg, at San Jose State, 4/11/2014
- Naomi Tellez, at San Jose State, 4/11/2014
- Ryanne Hodgins, San Diego State, 5/13/2005
- Ryanne Hodgins, Indiana State, 3/13/2005
- Ashley Shartzter, San Diego State, 5/9/2003
- Sabrina Sandberg, San Diego State, 5/9/2003
- Jamar Bynum, San Diego State, 5/9/2003
- Stephanie Kennedy, San Diego St., 5/9/2003
- Cayley Warner, Mississippi, 2/1/2002
- Elena Cranmer, San Diego State, 4/13/2001
- Krissy Keene, San Diego State, 4/13/2001
- Danielle Cassara, Colorado State, 4/5/1997
- Melissa Krolik, Colorado State, 4/5/1997
- Joy Hannifin, Colorado State, 4/5/1997
- Jackie Van Hooydonk, CSUN, 3/15/1996
- Terri Bailey, Cal Poly Pomona, 3/9/1991
- Gloria Marcott, Cal Poly Pomona, 3/9/1991
- Wendy Beeghly, Cal Poly Pomona, 3/9/1991
- Kim Braatz, Cal Poly Pomona, 3/9/1991
- Raylene Mayer, Cal Poly Pomona, 3/9/1991
- Sandi Hinojos, Cal Poly Pomona, 3/9/1991
- Sheila Blonigan, Utah, 4/12/1986
- Karla Ismay, Utah, 4/12/1986
- Liz Bogdanovic, Utah, 4/12/1986
- Jana Harrison, Utah, 4/12/1986
- Tierney Cahill, Utah, 4/12/1986
- Sheila Blonigan, Utah St., 4/13/1984
- Sue Kragseth, Utah St., 4/13/1984
- Meg Connors, Wyoming, 3/6/1983
- Sue Kragseth, Wyoming, 3/6/1983
- Sheila Blonigan, Wyoming, 3/6/1983
- Karen Pace, Utah, 5/7/1981
- Meg Connors, Utah, 5/7/1981
- Claire Miller, Utah, 4/3/1981

#### RUNS

- 5 Kathy Dyer, Western N.M., 3/2/1986
- 4 Emma Bramson, at Utah State, 3/19/2023
- 4 Cameryn O'Grady, La Salle, 2/29/2020
- 4 Cameryn O'Grady, at Texas Tech, 3/2/2018
- 4 Callie McGarrigle, Incarnate Word, 2/25/2017
- 4 Mia Hignojos, Utah State, 4/26/2014
- 4 Jordan Sjostrand, at UTEP, 5/2/2012
- 4 Stefanie Carramusa, CSU Bakersfield, 3/3/2012
- 4 Cristin Anderson, N. Colorado, 2/28/2010
- 4 Cristin Anderson, Drake, 2/21/2009
- 4 Cassie Chavez, at UTEP, 2/26/2006
- 4 Marianna Fenelli, Adams State, 2/8/1998
- 4 Sue Inman, Western N.M., 3/2/1986
- 4 Kathy Dyer, Western N.M., 3/1/1986

#### HITS

- 5 Jessica DeLeon, at Utah State, 4/2/2025
- 4 MR: Ashley Archuleta, San José St., 3/16/2025

#### DOUBLES

- 3 Chelsea Johnson, Santa Clara, 3/12/2017
- 3 Brooke Breland Northern Colorado, 3/5/2016
- Katie Gilmore, at Colorado State, 4/27/2008
- 3 Brooke Chaffee, Sacramento State, 2/15/2002
- 3 Casey Coffman, Adams State, 2/11/1996
- 3 Sheila Blonigan, Western N.M., 3/1/1986
- 2 MR: Jessica DeLeon, at Utah State, 4/2/2025

#### TRIPLES

- 2 Andrea Howard, Dixie State, 3/11/2022
- Kaity Ingram, Utah Valley, 2/13/2011
- 2 Cassie Chavez, South Dakota St., 3/18/2006
- 2 Ashley Vanboxmeer, Texas A&M-CC, 3/1/2003

#### HOME RUNS

- 3 Chelsea Johnson, at Boise St., 4/29/2016
- 2 MR: Maddie Boldt, New Mexico St., 3/28/2023

#### RUNS BATTED IN

- 7 Maggie Buckholz, Illinois-Chicago, 2/16/2019
- Lisa Rodrigues, San Jose State, 5/8/2015
- Jessica Garcia, Texas A&M, 2/23/2012
- Cassie Chavez, Utah, 4/5/2002
- Kathy Moore, Portland State, 2/14/1999
- Kathy Dyer, Western N.M., 3/2/1986
- 6 Leslie Romero, at New Mexico St., 3/22/2022
- 6 Cameryn O'Grady, Boise State, 4/24/2021
- 6 Chelsea Johnson, at Colorado St., 4/15/2016
- 6 Chelsea Johnson, Utah State, 3/25/2016
- 6 Naomi Tellez, Utah State, 4/25/2014
- 6 Lindsey Elcess, Eastern N.M., 3/27/2007
- 6 Samantha Hughes, Eastern N.M., 3/27/2007
- 6 Lindsey Elcess, at UTEP, 2/26/2006
- 6 Danielle Cassara, Tulsa, 2/4/2000

#### WALKS

- 4 Andrea Howard, Fresno State, 4/15/2022
- Briana Martinez, at UCSB, 3/3/2022
- 4 Andrea Howard, UTEP, 2/8/2019
- Lisa Rodrigues, CSU Bakersfield, 3/7/2015
- 4 Stefanie Carramusa, W. Michigan, 2/10/2012
- 4 Samantha Hughes, UNLV, 4/26/2009
- 4 Kim Korsak, Virginia, 2/21/2003
- 4 Brooke Chaffee, Colorado State, 4/20/2002
- 4 Sue Inman, Western N.M., 3/2/1986
- 10.3 MR: Lauren Garcia, at UNLV, 5/6/2023

#### INTENTIONAL WALKS

- 4 Andrea Howard, Fresno State, 4/15/2022
- 2 Andrea Howard, Fresno State, 4/14/2022
- 3 Andrea Howard, at Nevada, 4/24/2022
- 2 Andrea Howard, Fresno State, 4/16/2022
- 2 Andrea Howard, at Nevada, 4/22/2022
- 2 Andrea Howard, at Nevada, 4/23/2022
- 2 Andrea Howard, at Lamar, 2/19/2022

#### HIT BY PITCHES

- 3 D'Andrea DeFlora, New Mexico St., 3/21/2018
- 2 MR: Ashley Archuleta, at Utah St., 4/2/2025

#### STOLEN BASES

- 4 Samantha Hughes, at New Mexico St., 4/8/2008
- 4 Samantha Hughes, NMSU, 3/28/2007
- 4 Julie Garcia, NM Highlands, 2/16/1991
- 4 Keyannah Chavez, Tennessee St., 2/9/2024
- D'Andrea DeFlora, Santa Clara, 3/11/2017
- Katie Gilmore, N. Colorado, 2/26/2010
- 3 Cassandra Kalapsa, N. Colorado, 2/26/2010
- Kerry Hodgins, UTA, 2/12/2010
- Katie Gilmore, at Texas Tech, 2/21/2009
- Sabrina Sandberg, Virginia, 2/21/2003
- Cayley Warner, Illinois-Chicago, 2/22/2002
- Sabrina Sandberg, New Mexico St., 4/3/2002
- Kelly Glass, UNLV, 4/15/2001
- Kelly Glass, Louisville, 3/16/2001
- 3 Krissy Keene, San Jose State, 4/3/1999
- Cayley Warner, Texas Tech, 2/6/1999
- Jackie Van Hooydonk, Texas Tech, 3/1/1996
- Suzanne Dow, New Mexico St., 2/26/1995
- 3 Julie Garcia, New Mexico State, 2/28/1992
- 3 Terri Bailey, New Mexico State, 2/28/1992
- 3 Terri Bailey, Michigan, 2/25/1992
- 3 Terri Bailey, Adams State, 2/22/1992
- 3 Tracy Vun Kannon, UCSB, 4/28/1991
- 3 Julie Garcia, Santa Clara, 3/22/1991

- 3 Terri Bailey, NMSU, 2/24/1991
- 3 Tracy Vun Kannon, Western NM, 2/19/1991
- 3 Tracy Vun Kannon, NM Highlands, 2/16/1991
- 3 Tracy Vun Kannon, Sacramento St., 3/23/1990
- 3 Julie Garcia, New Mexico State, 4/15/1989
- 3 Liz Bogdanovic, North Carolina, 3/15/1989
- 3 Julie Garcia, Southwest College, 2/19/1989
- 3 Liz Bogdanovic, Metro State, 3/6/1986
- 3 Sheila Blonigan, Southern Ill., 3/16/1984

#### STOLEN BASE ATTEMPTS

- 4 Samantha Hughes, at New Mexico St., 4/8/2008
- 4 Samantha Hughes, at New Mexico St. 3/28/2007
- 4 Tracy Vun Kannon, UCSB, 4/28/1991
- 4 Julie Garcia, Santa Clara, 3/22/1991
- 4 Julie Garcia, NM Highlands, 2/16/1991
- 4 Julie Garcia, New Mexico State, 4/15/1989
- 3 MR: Keyannah Chavez, Tennessee St., 2/9/2024

#### SACRIFICE HITS

- 3 Dee Sanchez, Florida State, 3/3/1985
- 3 Bobbie Smith, Utah, 5/7/1981
- 2 MR: Rachael Hathoot, Fresno State, 5/2/2024

### PITCHING

#### INNINGS PITCHED

- 17.0 Katie Cramer, Cal Poly Pomona, 3/9/1991
- 13.0 Janis Robinson, Colorado State, 4/5/1997
- 12.0 Tippy Borrego, Utah, 5/7/1981
- 11.0 Amber Linton, UTEP, 3/1/2023
- 11.0 Danielle Cassara, Virginia, 3/19/1999
- 11.0 Danielle Cassara, Tulsa, 5/2/1998
- 11.0 Dena Mullins, Southern Utah, 5/8/1993
- 11.0 Dena Mullins, Fresno State, 4/4/1993
- 10.2 Dejah Hatfield, Cal St. Northridge, 3/15/1996
- 10.0 Lauren Soles, San Diego State, 5/8/2016
- 10.0 Iraina Ogas, BYU, 5/14/2004
- 10.0 Stephanie Smith, Utah, 5/13/1994
- 10.0 Dena Mullins, Utah, 4/9/1992
- 10.0 Stephanie Smith, Utah, 4/9/1992
- 10.0 Stephanie Smith, Long Beach St., 3/13/1992
- 10.0 Katie Cramer, Iowa State, 3/18/1990
- 10.0 Arlene Hernandez, Uath, 4/12/1986

#### STRIKEOUTS

- 16 Arlene Hernandez, NM Highlands, 3/2/1985
- 16 Tippy Borrego, New Mexico State, 3/7/1981
- 14 Amber Linton, at Utah State, 3/17/2023
- 14 Lauren Soles, at Siena, 3/24/2013
- 14 Arlene Hernandez, Western N.M., 3/1/1986
- 12 Amber Linton, Houston, 3/3/2023
- 12 Iraina Ogas, Columbia, 3/6/2004
- 12 Amy Dumas, New Mexico State, 3/5/2003
- 12 Hayley Punter, Colorado State, 4/7/2001
- 12 Allison Maney, Wyoming, 3/6/1983
- 11 Natalie Fritz, Texas Southern, 2/22/2025
- 11 Amber Linton Nevada, 4/28/2023
- 11 Amber Linton, UTEP, 2/24/2022
- 11 Emma Guindon, Southern Utah, 2/12/2022
- 11 Kennedy Ferguson, North Dakota, 3/26/2019
- 11 Ashley Perkins, Nebraska, 2/18/2005
- 11 Danielle Cassara, Minnesota, 3/17/2000
- 11 Danielle Cassara, Portland State, 2/13/1999
- 11 Dena Mullins, Southern Utah, 5/8/1993
- 11 Dena Mullins, NMSU, 3/31/1992
- 11 Allison Maney, Texas Tech, 3/6/1982
- 11 Tippy Borrego, Iowa State, 3/4/1981

#### BATTERS FACED

- 60 Janis Robinson, Colorado St., 4/5/1997
- 56 Katie Cramer, Cal Poly Pomona, 3/9/1991
- 55 Allison Maney, Wyoming, 3/6/1983
- 50 Arlene Hernandez, Utah, 4/12/1986
- 48 Amber Linton, UTEP, 3/1/2023
- 45 Danielle Cassara, Virginia, 3/19/1999
- 45 Dejah Hatfield, Cal St. Northridge, 3/15/1996
- 45 Stephanie Smith, Utah, 4/9/1992
- 44 Amber Linton, at Utah State, 3/17/2023
- 43 Amber Linton Fresno State, 5/2/2024
- 43 Danielle Cassara, Tulsa, 5/2/1998
- 42 Kaela DeBroeck, CSU Bakersfield, 3/3/2012
- 42 Kaela DeBroeck, Washington, 3/5/2011
- 42 Stephanie Smith, Utah, 5/13/1994
- 41 Lisa Rodrigues, San Diego State, 5/6/2016



## SINGLE-GAME INDIVIDUAL RECORDS

- 41 Lauren Soles, San Diego State, 5/8/2016
- 41 Kaela DeBroeck, vs Oklahoma State; 2/13/2010

^ (stats incomplete- 56 AB)

### NO HITTERS

Kathy Moore, Mississippi, 3/4/2000  
Danielle Cassara, Eastern New Mexico, 2/5/1999\*  
Stephanie Smith, Adams State, 2/20/1993  
Dena Mullins, Utah, 5/10/1992  
Stephanie Smith, McNeese, 3/1/1991\*  
Chris Ward/Katie Cramer,  
New Mexico Highlands, 2/17/1990  
Beth Unterbrink, Southwest College, 2/19/1989  
Arlene Hernandez, Southern Cal, 4/17/1986  
Arlene Hernandez/ Beth Unterbrink, WNMU, 3/1/1986\*  
Allison Maney, Pima, 3/9/1985  
Arlene Hernandez, Northern Arizona, 3/8/1985\*  
Allison Maney, Oklahoma City, 3/7/1985  
Tippy Borrego, Oklahoma, 5/20/1981

\*perfect game

## FIELDING

### CAUGHT STEALING BY

1. 3 Danielle Castro, DePaul, 3/14/2009
2. 2 MR: Chloe Yeatts, UCONN, 3/8/2024







## YEAR-BY-YEAR

### 1978

Record: 17-16 | Conference: 5-4

March 1	Arizona State	L	2-0
March 15	Arizona State	L	2-1
March 17	Northern Arizona	W	2-1
March 17	Northern Arizona	W	6-4
March 17	Pima	W	8-7 (8)
March 18	Arizona	L	10-3 (5)
March 18	Arizona	L	6-3
March 22	Northern Colorado	L	11-0
March 22	Northern Colorado	L	6-4
March 23	New Mexico State	L	6-3
March 23	Arizona	L	8-4
March 24	Michigan State	L	3-2
March 24	Michigan State	W	4-3
March 31	Utah State	W	8-7
March 31	Weber State	L	9-7
April 1	Utah	W	7-2
April 7	Central Arizona	W	11-4
April 9	Arizona State	L	2-0
April 9	Northern Arizona	W	11-0
April 10	Arizona	W	1-0
April 10	Glendale	W	1-0
April 10	New Mexico State	L	3-2
April 14	Arizona State	L	5-0
April 15	New Mexico State	L	8-0
April 15	Arizona	W	6-4
April 18	New Mexico State	W	5-0
April 19	New Mexico State	W	6-5
April 20	Northern Colorado	L	8-0
April 29	Colorado State	W	10-4
April 29	Wyoming	W	5-4
May 7	Arizona State	L	6-1
May 11	Southern Utah	W	19-5
May 12	Idaho State	W	5-2

Coach: Susan Craig

### 1979

Record: 20-25 | Conference: 5-9

Feb. 26	Northwest Missouri	W	8-2
Feb. 26	Northwest Missouri	W	7-0
March 1	Northwest Missouri	W	11-0
March 1	Northwest Missouri	W	1-0
March 2	Northwest Missouri	W	9-0
March 2	Northwest Missouri	W	6-4
March 11	Kansas	L	7-2
March 11	Kansas	W	5-0
March 12	Oklahoma	W	6-0
March 12	Oklahoma	L	1-0
March 14	Arizona	L	4-2
March 16	Oklahoma State	W	5-3
March 21	Northern Colorado	W	2-1
March 21	Northern Colorado	W	7-6
March 23	Michigan State	L	8-0 (5)
March 23	Arizona	L	8-0 (5)
March 24	Northern Colorado	L	10-0
March 24	Pima	W	4-0
March 24	Mesa	L	3-2
March 29	Glendale	W	11-3 (5)
March 29	Phoenix	L	2-1
March 29	Nebraska	W	6-1
March 29	New Mexico State	L	2-1
April 5	Weber State	L	2-1
April 5	Weber State	L	4-0
April 6	Utah	L	3-2
April 6	Utah	W	1-0
April 7	Utah State	W	2-0
April 7	Utah State	W	3-2
April 20	Arizona	L	9-3
April 20	Arizona	L	8-1
April 20	Arizona State	L	3-0
April 20	Arizona State	L	3-0
April 21	Oregon State	L	1-0
April 21	Oregon State	W	7-4
April 21	Texas Women's Univ.	L	5-2
April 21	Texas Women's Univ.	L	1-0 (10)

April 26	Colorado State	W	4-2
April 26	Colorado State	W	15-1
April 27	Northern Colorado	L	1-0
April 27	Northern Colorado	L	2-0
April 28	Wyoming	L	2-0
April 28	Wyoming	L	3-2
May 5	New Mexico State	L	6-3
May 5	New Mexico State	L	2-0

Coach: Susan Craig

### 1980

Record: 23-22 | Conference: 5-7

Nationals: 0-2

March 1	New Mexico State	W	2-0
March 1	New Mexico State	W	4-3
March 7	Arizona State	L	2-0
March 7	Arizona State	L	2-0
March 9	Kansas	W	6-2
March 9	Kansas	L	7-5
March 10	Oklahoma	W	1-0
March 10	Oklahoma	W	7-2
March 13	Arizona	W	4-3
March 13	Oklahoma State	W	6-0
March 14	Creighton	W	3-2
March 14	Wyoming	W	9-1
March 15	Kansas	L	13-7
March 15	New Mexico State	L	5-4 (9)
March 20	UT Arlington	L	5-2
March 21	Eastern Oklahoma	W	3-2 (8)
March 21	Missouri	L	3-2
March 28	Stephen F. Austin	W	3-2
March 28	Minnesota	W	4-3 (8)
March 29	Southwest Missouri St.	L	2-0
March 29	Texas Women's Univ.	L	1-0
April 4	Utah State	L	3-0
April 4	Utah State	W	5-4
April 5	Idaho State	W	6-3
April 5	Idaho State	W	10-0
April 11	Utah	L	9-4
April 11	Utah	L	6-0
April 12	Weber State	L	1-0 (8)
April 12	Weber State	L	1-0 (11)
April 18	Texas Women's Univ.	L	1-0
April 19	Minnesota	W	2-0
April 20	Cal Poly	L	1-0 (8)
April 20	Southern Illinois	L	4-2
April 25	Wyoming	L	6-3
April 25	Wyoming	W	3-2
April 26	Northern Colorado	L	2-0
April 26	Northern Colorado	W	4-0
May 8	Weber State	L	1-0
May 9	Northern Colorado	W	5-2
May 9	Wyoming	W	7-1
May 10	Utah	W	2-0
May 10	Utah State	W	3-2 (9)
May 10	Utah State	W	2-1 (8)
*May 22	Cal Poly	L	3-1
*May 23	Western Michigan	L	1-0

Coach: Susan Craig

### 1981

Record: 29-19 | Conference: 9-5

Regionals: 4-0 | Nationals: 1-2

March 4	Iowa State	W	3-1
March 4	Iowa State	L	1-0
March 5	Iowa State	W	4-0
March 5	Iowa State	L	2-0
March 7	New Mexico State	W	3-2
March 7	New Mexico State	L	3-0
March 9	Creighton	W	2-0
March 9	Creighton	L	7-0
March 12	Arizona State	L	3-0
March 13	Texas Women's Univ.	L	4-3
March 13	Oklahoma State	L	4-3
March 14	Fresno State	W	2-1
March 14	Cal Poly	L	2-1

March 19	Wichita State	W	6-2
March 19	Oklahoma State	W	1-0
March 19	Iowa	L	1-0
March 20	Texas Wesleyan	W	7-1
March 20	Missouri	L	10-3
March 20	Southwest Missouri St.	L	2-1
March 21	Oklahoma	L	8-0
March 21	Sam Houston	W	7-3
March 21	Nebraska	W	3-2
March 26	Texas Women's Univ.	W	1-0
March 26	California	W	1-0
April 3	Utah	L	10-2
April 3	Utah	W	1-0
April 4	Weber State	W	2-0
April 4	Weber State	L	5-2
April 11	New Mexico State	W	2-1
April 11	New Mexico State	L	7-0
April 19	Northern Colorado	W	4-2
April 19	Northern Colorado	W	6-5
April 19	Utah State	W	2-1
April 24	Utah State	L	3-0
April 24	Utah State	L	1-0
April 25	Idaho State	W	2-0
April 25	Idaho State	W	1-0
May 1	Wyoming	W	1-0
May 1	Wyoming	W	2-0
May 2	Northern Colorado	W	6-0
May 2	Northern Colorado	W	6-0
May 7	Idaho State	W	4-2
May 7	Utah	W	5-4 (12)
May 8	New Mexico State	W	1-0 (8)
May 9	New Mexico State	W	4-1
*May 20	Oklahoma	L	1-0
*May 22	Illinois State	W	1-0
*May 23	Oklahoma State	L	5-2

\*AIAW National Championships

Coach: Susan Craig

### 1982

Record: 4-28 | Conference: 0-14

Feb. 27	New Mexico State	L	9-3
Feb. 27	New Mexico State	L	4-3
Feb. 28	New Mexico State	L	4-0
Feb. 28	New Mexico State	W	3-2
March 4	Cal Poly	L	7-2
March 5	Pacific	L	2-1
March 5	New Mexico State	W	7-5
March 6	Arizona State	L	6-0
March 6	Texas Tech	W	8-1
March 18	Ohio State	W	3-2 (9)
March 18	Iowa State	L	2-1
March 19	Southwest Missouri St.	L	4-3
March 25	UT Arlington	L	2-1
March 25	Texas A&M	L	1-0
March 26	UT Arlington	L	3-1
March 26	Indiana	L	8-0
April 2	Wyoming	L	2-0
April 2	Wyoming	L	9-3
April 3	Northern Colorado	L	3-2
April 3	Northern Colorado	L	12-2 (5)
April 9	Utah State	L	10-2
April 10	Idaho State	L	6-3 (10)
April 10	Idaho State	L	7-0
April 16	Arizona State	L	5-2
April 17	Oklahoma State	L	9-5
April 18	Kansas	L	6-0
April 24	New Mexico State	L	4-0
April 24	New Mexico State	L	7-0
April 30	Utah	L	7-0
April 30	Utah	L	7-0
May 1	Weber State	L	7-0
May 1	Weber State	L	7-0

Coach: Susan Craig

### 1983

Record: 35-16 | Nationals: 1-2

Feb. 26	Texas Tech	W	1-0
---------	------------	---	-----



Feb. 26	Texas Tech	W	4-0	^March 23	Oklahoma	L	3-2	*May 1	Utah State	W	3-0
Feb. 27	Texas Tech	W	4-2	^March 23	Northwestern	L	3-1	*May 1	Utah State	W	3-1
March 5	NM Highlands	W	8-0 (5)	^March 24	South Carolina	L	2-0	*May 2	Utah	L	2-0
March 5	NM Highlands	W	6-4	*April 6	Utah	W	3-0	*May 2	Utah	L	4-2
March 6	Wyoming	W	1-0 (16)	*April 6	Utah	W	2-1	&May 9	Utah State	L	5-3
March 8	West Texas State	W	4-1	\$*April 13	Utah State	W	2-1	&May 10	Northern Arizona	W	4-0
March 8	West Texas State	W	1-0	\$*April 13	Utah State	L	1-0	&May 11	Utah	L	1-0
March 9	Baylor	W	4-3	\$April 14	Northern Colorado	W	6-1	!New Mexico State Invitational			
March 10	Pima	W	1-0	\$April 14	Northern Colorado	W	12-1	#Oklahoma Invitational			
March 10	Mesa	W	9-0 (5)	\$April 15	UCLA	L	3-0	^Texas A&M Invitational			
March 10	Oklahoma City	W	5-1	\$April 15	UCLA	L	3-1	\$Pacific Tournament			
March 11	Minnesota	W	2-1	*April 21	New Mexico State	W	10-1	*High Country Athletic Conference game			
March 12	Nebraska	W	4-1	*April 21	New Mexico State	W	5-0	&HCAC Championship			
March 12	Eastern Arizona	W	10-0 (5)	*April 27	Colorado State	W	3-0	Coach: Susan Craig			
March 12	New Mexico State	L	4-0	*April 27	Colorado State	W	5-3				
March 15	Kansas	L	3-0	*April 28	Northern Colorado	W	1-0				
March 15	Kansas	W	5-0	*April 28	Northern Colorado	W	6-3				
March 17	Nebraska	W	2-0	&May 11	Northern Colorado	W	3-1 (8)	Record: 25-14   Conference: 5-5			
March 18	Kansas State	L	4-3	&May 11	Utah State	L	6-2	Feb. 22	New Mexico State	W	2-1
March 18	Louisiana Tech	L	1-0	&May 12	Utah	L	4-1	Feb. 22	New Mexico State	W	7-1
March 24	Northwestern	L	6-0	!New Mexico State Invitational				Feb. 23	New Mexico State	W	1-0
March 25	Cal Poly	L	4-0	%Oklahoma Invitational				Feb. 23	New Mexico State	W	4-2
March 25	USIU	L	1-0	^Cal State Fullerton Invitational				March 1	Western New Mexico	W	24-0
March 26	UC Santa Barbara	W	3-0	\$Diamond Invitational				March 2	Western New Mexico	W	25-1
April 8	Weber State	W	6-2	*High Country Athletic Conference game				!March 6	Northeast Louisiana	W	2-1
April 8	Baylor	W	2-1	&HCAC Championship				!March 6	Western Michigan	W	2-1
April 8	Texas A&M	L	3-0	Coach: Susan Craig				!March 6	Metro State	W	12-0 (5)
April 9	Texas Tech	W	3-0					!March 7	Arizona State	L	2-1
April 9	Utah State	L	2-0					!March 7	Kansas	L	4-0
April 9	Utah	W	4-1					!March 8	Minnesota	W	1-0 (10)
April 10	Sam Houston St.	W	1-0 (11)	Record: 32-23   Conference: 7-3				!March 8	BYU	W	6-0
April 15	Oklahoma State	L	6-2	Feb. 23	Texas Tech	L	2-1	*March 12	Creighton	L	2-1 (10)
April 16	Texas A&M	L	4-0	Feb. 23	Texas Tech	W	8-2	*March 12	Creighton	W	2-0
April 16	Texas A&M	W	2-0	Feb. 24	Texas Tech	W	5-0	#March 13	Oklahoma City	W	3-2
April 17	Cal State Fullerton	L	5-1	Feb. 24	Texas Tech	L	2-1	#March 13	Southern Illinois	W	5-3
April 17	Cal State Fullerton	L	4-3	March 2	NM Highlands	W	10-0 (6)	#March 14	Iowa	L	1-0
April 23	Northern Arizona	W	3-0	March 2	NM Highlands	W	4-0	#March 16	UT Arlington	W	1-0 (8)
April 23	Northern Arizona	W	3-0	March 3	NM Highlands	W	11-0 (5)	#March 16	Indiana	W	4-1
April 30	West Texas	W	3-0	March 3	NM Highlands	W	14-0 (5)	#March 16	Kansas	L	8-2
April 30	West Texas	W	5-4	!March 7	Oklahoma City	W	7-0	March 22	Colorado State	W	4-1
May 1	New Mexico State	W	1-0	!March 7	Kansas	L	3-2	March 27	Colorado State	W	2-0
May 1	New Mexico State	W	1-0	!March 7	BYU	W	5-0	April 5	Arizona State	L	2-0
May 6	New Mexico State	W	4-0	!March 8	Northern Arizona	W	1-0	April 5	Arizona State	W	3-2
May 6	Northern Colorado	L	3-2	!March 8	Central Arizona	L	2-0	*April 11	Utah State	W	1-0
May 7	Utah	W	6-2	!March 9	Oklahoma City	W	3-0	*April 11	Utah State	L	4-2
May 7	Northern Colorado	W	4-0	!March 9	Pima	W	8-0 (5)	*April 12	Utah	L	7-5 (10)
May 7	Northern Colorado	W	3-1	!March 9	New Mexico State	W	5-4	*April 12	Utah	L	1-0
*May 13	Cal State Fullerton	L	6-0	#March 14	Indiana	W	1-0 (8)	^April 17	Southern Cal	W	8-0 (5)
*May 14	Cal State Fullerton	W	4-0	#March 14	Oklahoma State	L	5-2	^April 17	Oregon State	L	2-1
*May 15	Cal State Fullerton	L	6-0	#March 15	Baylor	W	2-0	^April 17	San Francisco	L	7-3
*NCAA Women's College World Series				#March 15	Texas Tech	W	7-1	*April 25	Colorado State	W	1-0
Coach: Susan Craig				#March 16	Central Michigan	W	1-0 (8)	*April 25	Colorado State	W	4-2
				#March 16	Oklahoma	W	3-0	*May 3	New Mexico State	L	2-1
				#March 16	Missouri	W	1-0	*May 3	New Mexico State	W	8-2
				March 28	Baylor	W	3-1	&May 9	Creighton	W	1-0
				March 28	Utah State	L	1-0 (10)	&May 10	New Mexico State	L	3-2
				March 28	South Florida	L	2-1	&May 10	Creighton	L	3-0
				^March 29	Texas A&M	L	5-0	!New Mexico State Tournament			
				^March 29	Louisiana Tech	L	2-0	#Oklahoma Tournament			
				^March 31	Florida State	L	3-2 (10)	^Texas A&M Invitational			
				^March 31	Northeast Louisiana	W	15-0	\$Pacific Tournament			
				^March 31	Southwest Missouri St.	L	3-1	*High Country Athletic Conference game			
				*April 5	Stanford	W	3-0	&HCAC Championship			
				*April 6	Northern Arizona	W	3-1	Coach: Susan Craig			
				*April 5	Northern Arizona	W	7-1				
				*April 6	Colorado State	W	3-0				
				April 13	Colorado State	L	1-0				
				April 13	Texas A&M	W	3-2 (8)	Record: 11-30   Conference: 2-8			
				April 13	Texas A&M	L	5-2	Feb. 26	Adams State	W	4-3
				April 14	Texas A&M	L	5-4 (8)	Feb. 26	Adams State	W	7-0
				April 14	Texas A&M	L	5-0	Feb. 28	New Mexico State	L	9-8
				\$April 18	San Diego State	L	2-1	Feb. 28	New Mexico State	L	5-3
				\$April 18	San Francisco	L	3-0	March 5	BYU	W	5-0
				\$April 19	Arizona State	L	2-1	March 5	Toledo	L	3-0
				\$April 19	Texas Tech	W	4-2	March 6	Oklahoma City	L	8-0 (6)
				\$April 20	Oregon State	L	3-2	March 6	Michigan	L	10-3
				\$April 20	Pacific	W	1-0	March 7	Minnesota	L	3-0
				*April 27	New Mexico State	W	12-1 (6)	March 7	Western Michigan	L	2-1
				*April 27	New Mexico State	W	10-0 (5)	March 12	Northern Iowa	W	4-0



March 12	Iowa	W	4-3
March 13	Oklahoma	L	5-2
March 13	Wichita State	L	4-1
March 14	Missouri	L	7-2
March 14	Texas A&M	L	5-0
March 27	UCLA	L	3-0
March 27	Santa Clara	L	3-1
March 27	Oklahoma State	L	8-0
March 28	San José State	L	4-0
March 28	Central Michigan	W	2-0 (10)
April 1	NM Highlands	W	7-0
April 1	NM Highlands	W	8-1
April 3	Creighton	L	5-2
April 3	Creighton	L	7-4
April 6	Colorado State	W	2-1
April 6	Colorado State	W	4-0
April 11	Oklahoma	L	7-5
April 11	Oklahoma	L	10-1
April 12	Oklahoma	L	2-0
April 17	Utah	L	7-0
April 17	Utah	L	2-1 (8)
April 18	Utah State	L	14-1
April 18	Utah State	L	7-1
April 24	South Florida	W	7-2
April 25	Texas A&M	L	3-0
April 25	Texas A&M	L	9-4
April 26	Arizona State	L	4-2
April 26	Arizona	L	6-0
May 2	New Mexico State	L	2-1
May 2	New Mexico State	L	4-1
Coach: Susan Craig			

## 1988

Record: 21-22 | Conference: 6-4

Feb. 20	Adams State	W	8-1
Feb. 20	Adams State	W	7-0
Feb. 26	New Mexico State	W	3-2
Feb. 27	UNLV	L	3-1
Feb. 27	UT Arlington	L	4-3
Feb. 28	UT Arlington	W	6-0
March 3	Arizona State	L	2-0 (8)
March 3	Nebraska	W	3-1
March 3	Baylor	W	9-2
March 4	Nicholls State	W	9-3
March 4	Oregon	W	4-2
March 5	Utah State	L	6-0
March 10	NE Louisiana	L	5-0
March 10	Indiana State	L	1-0
March 10	Iowa	L	5-2
March 11	Oklahoma State	L	3-1 (8)
March 11	Baylor	W	8-3
March 11	Southwest Texas	W	2-1
March 11	Northern Iowa	L	2-1
March 16	Adams State	W	8-1 (5)
March 16	Adams State	W	7-0 (5)
March 23	NM Highlands	W	5-1
March 23	NM Highlands	W	12-0 (5)
March 25	Nebraska	L	2-0
March 25	Santa Clara	L	2-0
March 25	Illinois State	L	5-4
March 26	UCLA	L	4-0
March 26	Michigan	L	2-1
April 5	Western New Mexico	W	9-0 (6)
April 5	Western New Mexico	W	8-0 (5)
April 7	Colorado State	W	9-3
April 7	Colorado State	L	3-2
April 15	Utah State	W	2-1
April 15	Utah State	W	8-2
April 23	New Mexico State	W	7-1
April 23	New Mexico State	L	3-0
April 29	South Florida	W	7-1
April 29	New Mexico State	L	2-0
April 30	Oklahoma State	L	4-0
April 30	Arizona State	L	8-1
May 1	South Florida	L	7-3
May 12	New Mexico State	L	3-0
May 13	Utah	L	5-2
Coach: Susan Craig			

## 1989

Record: 30-17 | Conference: 6-4

Feb. 18	Southwest College	W	11-0
Feb. 18	Southwest College	W	12-0
Feb. 19	Southwest College	W	12-0
Feb. 19	Southwest College	W	22-0 (5)
Feb. 22	NM Highlands	W	6-1
Feb. 22	NM Highlands	W	2-1
Feb. 25	UT Arlington	W	3-2 (11)
Feb. 26	UT Arlington	W	3-0
Feb. 26	New Mexico State	W	2-1
Feb. 27	Michigan	L	5-4 (10)
Feb. 29	Michigan	W	6-1
March 2	Oklahoma State	L	18-1 (5)
March 2	Michigan	L	4-3 (9)
March 2	Arizona	L	1-0
March 3	Nebraska	W	10-0 (5)
March 3	Nicholls State	W	13-0 (5)
March 3	Wichita State	L	4-3
March 10	Temple	W	4-2
March 10	Missouri	L	5-3 (9)
March 11	Florida State	L	3-2
March 11	Western Illinois	L	10-2
March 14	Eastern Michigan	W	4-1
March 14	Eastern Michigan	W	2-1 (8)
March 15	North Carolina	W	3-0
March 15	North Carolina	W	8-1
March 17	Massachusetts	W	5-0
March 17	California	L	3-1
March 17	Indiana	W	4-2
March 18	Kansas	L	6-1
March 18	Adelphi	L	10-5 (9)
March 30	NM Highlands	W	6-0
March 30	NM Highlands	W	10-0 (6)
*April 4	Western New Mexico	W	1-0
*April 4	Western New Mexico	W	8-3
*April 7	Creighton	L	4-3
*April 7	Creighton	W	4-3 (8)
*April 8	Colorado State	W	5-1
*April 8	Colorado State	L	1-0
*April 15	New Mexico State	L	3-1 (8)
*April 15	New Mexico State	W	11-0 (5)
April 17	Utah	L	4-1
April 21	Utah	W	3-2
April 22	Utah State	W	7-1
April 22	Utah State	W	3-1
May 11	New Mexico State	W	3-0
May 11	Creighton	L	4-1
May 12	Utah	L	6-5

Coach: Susan Craig

## 1990

Record: 31-19 | Conference: 5-5

Feb. 17	NM Highlands	W	9-0
Feb. 17	NM Highlands	W	11-0
Feb. 18	NM Highlands	W	10-0
Feb. 18	NM Highlands	W	7-0
Feb. 23	Iowa	W	3-2
Feb. 23	Iowa	W	5-1
Feb. 24	UNLV	W	1-0
Feb. 24	UNLV	L	4-3
Feb. 25	UT Arlington	W	10-1 (5)
Feb. 25	UT Arlington	W	6-1
March 1	Arizona	L	4-3
March 1	Minnesota	W	3-0
March 2	Colorado State	L	6-1
March 2	Fresno State	L	3-1
March 3	Wichita State	W	2-0
March 7	New Mexico State	L	1-0
March 7	New Mexico State	W	8-0
March 7	New Mexico State	W	3-1
March 12	Eastern New Mexico	W	7-2
March 12	Eastern New Mexico	W	6-3
March 14	Connecticut	L	6-0
March 14	Connecticut	L	4-0

March 15	Adelphi	W	7-4
March 16	South Florida	L	6-2
March 16	Bradley	W	6-0
March 18	North Carolina	W	1-0 (8)
March 18	Iowa State	L	1-0 (10)
March 23	Sacramento State	W	5-3
March 23	Arizona State	L	4-1
March 23	Central Michigan	W	2-1
March 24	Virginia	L	8-5
March 24	Santa Clara	W	5-4
*April 6	Utah State	L	7-2
*April 6	Utah State	W	5-4
*April 7	Utah	W	2-1
*April 7	Utah	W	3-0 (11)
*April 12	Creighton	L	2-0
*April 12	Creighton	W	1-0
*April 14	Colorado State	L	1-0
*April 14	Colorado State	L	9-1
April 21	New Mexico State	W	5-2
April 21	New Mexico State	L	2-0
April 27	Arizona	L	5-0
April 27	Arizona	W	2-1
April 28	Louisiana Tech	W	5-2
April 28	Louisiana Tech	W	3-1
May 10	Utah	W	7-0
May 11	Creighton	W	8-1
May 12	Creighton	L	2-0
May 12	Creighton	L	4-3 (9)

Coach: Susan Craig

## 1991

Record: 35-19 | Conference: 7-3

Feb. 16	NM Highlands	W	6-2
Feb. 16	NM Highlands	W	6-0
Feb. 17	NM Highlands	W	10-0 (6)
Feb. 17	NM Highlands	W	10-0 (5)
Feb. 19	Western New Mexico	W	2-0
Feb. 19	Western New Mexico	W	5-0
!Feb. 23	Stephen F. Austin	L	2-1
!Feb. 23	Stephen F. Austin	W	2-1
!Feb. 24	New Mexico State	W	5-1
!Feb. 24	New Mexico State	W	5-2 (5)
Feb. 25	Michigan	W	2-1
Feb. 25	Michigan	L	2-0
#Feb. 28	Fresno State	L	15-4
#March 1	McNeese	W	2-0
#March 1	Eastern Michigan	W	7-5
#March 2	Toledo	W	4-2
#March 2	Arizona State	W	2-0
March 4	Eastern Michigan	L	2-0
March 4	Eastern Michigan	W	4-3
March 7	UCLA	L	7-0
March 7	UCLA	L	5-1
March 8	Cal State Fullerton	L	5-1
March 8	Cal State Fullerton	W	2-0
March 9	Cal Poly Pomona	L	2-1 (17)
March 12	Hawai'i	W	2-1
March 13	Hawai'i	L	4-1
March 13	Hawai'i	L	1-0
@March 21	Michigan	L	3-0
@March 22	San José State	W	5-3
@March 22	Santa Clara	W	10-0 (5)
@March 23	Missouri	L	5-1
@March 23	San José State	W	7-2
*April 5	Southern Utah	W	9-6
*April 5	Southern Utah	W	6-3
*April 6	Utah	L	4-2
*April 6	Utah	W	4-2
*April 11	Creighton	W	8-2
*April 11	Creighton	W	2-1
*April 13	Colorado State	W	1-0
*April 13	Colorado State	W	7-3
April 16	New Mexico State	L	2-1
April 16	New Mexico State	W	2-1
*April 20	San Diego State	L	1-0
*April 20	San Diego State	L	5-4 (10)
\$April 26	Texas A&M	W	4-0
\$April 26	Texas A&M	L	1-0



\$April 27	Iowa State	W	2-0	Feb. 20	Adams State	W	11-0 (5)	*March 18	Sacramento State	L	7-1
\$April 27	South Carolina	W	5-1	#Feb. 25	Hawai'i	W	3-2	*March 19	Sacramento State	L	2-0
\$April 28	Nicholls State	W	13-0 (5)	#Feb. 25	UT Arlington	W	3-0	*April 1	Southern Utah	W	2-1
\$April 28	UC Santa Barbara	W	4-0	#Feb. 26	Oklahoma State	L	8-0 (8)	*April 1	Southern Utah	W	7-2
**May 9	Southern Utah	W	6-4	#Feb. 26	Wichita State	W	4-2	*April 3	Utah	L	3-0
**May 9	San Diego State	W	1-0 (8)	#Feb. 27	Southern Utah	W	9-1 (5)	*April 3	Utah	L	6-0
**May 10	Utah	L	2-0	#Feb. 27	UT Arlington	W	8-0 (5)	*April 8	Cal State Northridge	W	2-1
**May 11	Creighton	L	1-0	#Feb. 27	Oklahoma State	L	3-1	*April 8	Cal State Northridge	L	10-0 (5)
! New Mexico Invitational				\$March 4	Utah	L	1-0	*April 16	Colorado State	L	1-0
# New Mexico State Invitational				\$March 4	Utah	W	7-0	*April 16	Colorado State	W	15-0 (5)
@ San Jose NIST Tourney				\$March 5	New Mexico State	W	1-0	*April 17	Colorado State	W	9-5
\$ Lobo Diamond Invitational				\$March 6	Stephen F. Austin	W	4-0	*April 17	Colorado State	W	8-2
*WAC Game				\$March 6	Stephen F. Austin	W	11-2 (5)	April 19	New Mexico State	W	4-0
**WAC Tournament				\$March 7	New Mexico State	W	5-1	April 19	New Mexico State	W	2-1
Coach: Susan Craig				*March 13	San Diego State	W	8-0	*April 22	Sacramento State	W	4-1
				*March 13	San Diego State	W	6-0	*April 22	Sacramento State	W	2-0
				*March 14	Cal State Northridge	L	4-0	*April 23	Fresno State	L	5-0
				*March 14	Cal State Northridge	L	2-1	*April 23	Fresno State	L	6-1
				*March 19	Texas A&M	L	6-1	*April 29	San Diego State	W	5-3
				*March 19	Arizona State	L	1-0	*April 29	San Diego State	L	5-4 (8)
				*March 20	Illinois State	W	1-0	*April 30	Cal State Northridge	L	5-1
				*March 20	Hawai'i	L	2-1	*April 30	Cal State Northridge	L	7-1
				*March 21	Arizona State	L	5-2	*May 7	Colorado State	L	5-2
				*March 21	Long Beach State	L	4-0	*May 7	Colorado State	W	7-1
				*March 21	Illinois State	W	2-1	*May 8	Colorado State	W	9-1 (6)
				&March 26	Creighton	W	1-0	*May 8	Colorado State	W	18-6 (5)
				&March 26	Iowa	W	3-1	*May 13	Utah	W	4-3 (10)
				&March 27	Pacific	W	2-1	*May 13	Utah	L	8-1
				&March 28	Sacramento State	L	3-1 (8)	*May 14	Southern Utah	W	7-2
				*April 3	Sacramento State	L	2-0	*May 14	Southern Utah	W	8-5
				*April 3	Sacramento State	L	1-0	%Sunwest Diamond Tourney			
				*April 4	Fresno State	W	5-3 (11)	#New Mexico State Invitational			
				*April 4	Fresno State	W	1-0	*WAC Game			
				April 6	New Mexico State	W	2-0	Coach: Susan Craig			
				April 6	New Mexico State	W	6-0				
				*April 16	Southern Utah	W	1-0				
				*April 16	Southern Utah	W	1-0				
				*April 17	Utah	L	3-2 (9)				
				*April 17	Utah	L	2-0				
				*May 1	Cal State Northridge	L	3-0				
				*May 1	Cal State Northridge	L	4-0	%Feb. 23	Minnesota	L	9-1 (5)
				*May 2	San Diego State	W	10-1	%Feb. 23	Minnesota	W	6-5 (8)
				*May 2	San Diego State	W	2-1	%Feb. 25	DePaul	W	6-0
				*May 2	San Diego State	W	2-0 (8)	%Feb. 25	DePaul	L	8-5
				*May 8	Southern Utah	W	2-1 (11)	%Feb. 26	New Mexico State	W	4-2
				*May 8	Southern Utah	W	6-0	%Feb. 26	New Mexico State	W	8-3
				*May 9	Utah	W	1-0	&March 4	Pacific	L	1-0
				*May 9	Utah	W	1-0	&March 4	Arizona	L	11-0 (5)
				*May 14	Sacramento State	L	3-0	&March 5	Pacific	W	3-1
				*May 14	Sacramento State	L	2-1	&March 5	Arizona	L	8-0 (5)
				*May 14	Sacramento State	L	1-0	March 15	Cal State Fullerton	L	3-0
				*May 15	Fresno State	W	2-1	March 16	Cal State Fullerton	L	7-2
				*May 15	Fresno State	L	10-0 (6)	*March 16	Sacramento State	L	3-0
				#New Mexico State Invitational				*March 16	Sacramento State	L	11-5
				\$New Mexico Diamond Invitational				*March 18	Fresno State	L	10-0 (5)
				*Hawai'i Invitational				*March 18	Fresno State	L	4-3
				&San Jose Invitational				@March 24	Virginia	L	7-6 (8)
				*WAC Game				@March 24	Western Michigan	L	4-3
				Coach: Susan Craig				@March 25	Arizona State	W	7-5
								@March 25	San Diego State	L	7-6 (9)
								@March 26	Arizona State	L	4-3
								*March 31	Cal State Northridge	L	2-0
								*March 31	Cal State Northridge	L	7-3
								*April 1	San Diego State	L	2-1
								*April 1	San Diego State	W	7-5
								April 4	New Mexico State	L	4-3
								April 4	New Mexico State	L	5-4
								*April 7	Southern Utah	W	6-3
								*April 7	Southern Utah	L	8-4
								*April 15	Colorado State	L	4-0
								*April 15	Colorado State	L	10-0 (6)
								*April 16	Colorado State	L	6-5
								*April 21	Fresno State	L	11-2
								*April 21	Fresno State	L	7-4
								*April 22	Sacramento State	L	5-1
								*April 22	Sacramento State	L	7-1
								*April 28	San Diego State	L	2-0
								*April 28	San Diego State	L	1-0
								*April 29	Cal State Northridge	L	6-0
								*April 29	Cal State Northridge	L	7-0
								*May 5	Utah	L	7-5



\*May 5 Utah L 14-5  
 \*May 6 Utah W 4-3 (8)  
 \*May 6 Utah L 17-7 (6)  
 \*May 7 Southern Utah W 1-0  
 \*May 7 Southern Utah W 6-4  
 \*May 12 Colorado State L 5-3  
 \*May 12 Colorado State W 3-0  
 % Sunwest Bank Lobo Diamond Tournament  
 & Arizona Invitational  
 @ Arizona State Invitational  
 \*WAC Game  
 Coach: Susan Craig

## 1996

Record: 21-32 | Conference: 5-23

Feb. 7 Texas Tech L 1-0  
 Feb. 8 Texas Tech L 8-6  
 Feb. 8 Adams State W 11-0  
 Feb. 11 Adams State W 8-3  
 Feb. 11 Adams State W 8-0  
 %Feb. 16 Baylor L 4-3 (8)  
 %Feb. 16 Nebraska L 5-2  
 %Feb. 17 UTSA W 3-2  
 %Feb. 17 Kansas L 4-1  
 #Feb. 29 Kansas L 1-0  
 #Feb. 29 Minnesota W 6-5 (8)  
 #March 1 Texas Tech W 13-2 (5)  
 #March 1 Loyola-Chicago W 11-5  
 #March 2 Wichita State W 5-1  
 #March 2 Stephen F. Austin W 5-1  
 #March 2 UT Arlington W 7-3  
 March 13 Cal State Fullerton L 3-1  
 \*March 15 Cal State Northridge W 7-1  
 \*March 15 Cal State Northridge L 1-0 (11)  
 \*March 16 San Diego State L 4-0  
 \*March 16 San Diego State L 6-5  
 &March 22 Central Michigan L 5-4 (8)  
 &March 22 Arizona State L 8-1  
 &March 23 Southern Utah W 6-4  
 &March 23 Virginia W 8-2  
 &March 24 Virginia W 4-0  
 &March 24 Central Michigan W 4-2  
 March 27 New Mexico State L 2-1  
 March 27 No. 25 New Mexico St. W 2-1  
 \*March 30 Colorado State L 4-1  
 \*March 31 Colorado State W 5-3  
 \*April 5 Southern Utah L 11-6  
 \*April 5 Southern Utah W 11-1 (5)  
 \*April 6 Utah L 15-2 (6)  
 \*April 6 Utah L 14-0 (5)  
 \*April 12 Fresno State L 8-1  
 \*April 12 Fresno State L 4-0  
 \*April 14 Sacramento State L 10-0 (5)  
 \*April 14 Sacramento State L 5-0  
 \*April 19 San Diego State L 8-5  
 \*April 19 San Diego State L 4-3 (8)  
 \*April 20 Cal State Northridge L 4-3  
 \*April 20 Cal State Northridge L 12-4  
 \*April 26 No. 23 Sacramento St. L 2-0  
 \*April 26 No. 23 Sacramento St. W 1-0 (8)  
 \*April 27 Fresno State L 7-0  
 \*April 27 Fresno State L 4-1  
 \*May 3 Utah L 5-0  
 \*May 3 Utah L 9-3  
 \*May 4 Southern Utah W 8-6  
 \*May 4 Southern Utah W 5-1  
 \*May 10 Colorado State L 11-1 (6)  
 \*May 10 Colorado State L 3-1  
 %University of Texas-Arlington Invitational  
 #New Mexico State Invitational  
 &Arizona State Invitational  
 \*WAC Game  
 Coach: Susan Craig

## 1997

Record: 19-38 | Conference: 9-23 WAC

Feb. 8 Adams State W 6-1

Feb. 8 Adams State W 12-2 (6)  
 Feb. 15 Oklahoma State L 6-2  
 Feb. 15 Kansas L 6-5 (9)  
 Feb. 15 Illinois-Chicago W 2-0  
 Feb. 16 Southwest Missouri St. W 1-0  
 Feb. 19 UNLV L 11-4  
 Feb. 19 UNLV L 4-3  
 Feb. 21 Oregon State L 10-3  
 Feb. 21 California L 6-4  
 Feb. 22 Oregon L 10-2 (6)  
 Feb. 22 Oklahoma State W 9-1 (6)  
 Feb. 23 South Carolina L 8-0 (5)  
 Feb. 27 Texas Tech W 3-0  
 Feb. 27 Minnesota L 4-2  
 Feb. 28 Wichita State L 6-4  
 Feb. 28 Baylor L 5-4  
 \*March 1 Ohio State W 4-3  
 \*March 1 Southern Utah W 13-5 (5)  
 March 2 Furman W 11-1 (5)  
 \*March 8 San Diego State L 5-0  
 \*March 8 San Diego State L 8-1  
 March 11 New Mexico State L 5-2  
 March 11 New Mexico State L 6-3  
 March 14 St. Mary's W 5-1  
 March 14 Mississippi State L 4-0  
 March 14 Notre Dame L 3-2 (8)  
 March 15 Arizona State L 6-0  
 March 15 Mississippi State L 7-2  
 \*March 26 Hawai'i L 10-7  
 \*March 26 Hawai'i L 10-2 (5)  
 \*March 28 San José State L 8-6  
 \*March 28 San José State W 6-0  
 \*March 29 Fresno State L 1-0  
 \*March 29 Fresno State L 4-0  
 \*April 5 Colorado State L 5-3 (13)  
 \*April 5 Colorado State L 4-1  
 \*April 10 Utah W 5-3  
 \*April 10 Utah L 3-0  
 \*April 11 Utah L 8-0 (5)  
 \*April 11 Utah L 4-1  
 \*April 13 Colorado State L 5-3  
 \*April 13 Colorado State L 11-2 (5)  
 \*April 17 Fresno State L 3-0  
 \*April 19 Fresno State W 3-1  
 \*April 20 San José State W 3-0  
 \*April 20 San José State W 7-1  
 \*April 26 San Diego State L 5-1  
 \*April 26 San Diego State L 2-0  
 \*April 30 Hawai'i W 12-4 (6)  
 \*April 30 Hawai'i L 14-0  
 \*May 2 Tulsa W 6-4  
 \*May 2 Tulsa L 7-5  
 \*May 3 Tulsa L 7-3  
 \*May 3 Tulsa W 4-2  
 \*May 10 UNLV W 2-1 (8)  
 \*May 10 UNLV L 12-1 (6)  
 Coach: Susan Craig

## 1998

Record: 24-40 | Conference: 8-24 WAC

%Feb. 6 Western New Mexico W 5-0  
 %Feb. 6 Eastern New Mexico W 15-1 (5)  
 %Feb. 7 Texas Tech L 1-0  
 %Feb. 8 Texas Tech W 6-3  
 %Feb. 8 Texas Tech L 8-6  
 %Feb. 8 Adams State W 17-0 (5)  
 #Feb. 13 Northeast Louisiana W 8-2  
 #Feb. 13 Baylor L 5-2  
 #Feb. 14 Illinois-Chicago L 9-0  
 #Feb. 14 Louisiana Tech W 3-2  
 #Feb. 15 Oklahoma L 9-0  
 Feb. 26 Southern Utah W 12-8  
 !Feb. 27 Kent State W 4-2  
 !Feb. 27 Oregon L 11-5  
 !Feb. 28 Loyola-Chicago W 8-0 (5)  
 !Feb. 28 Wichita State W 6-0  
 !March 1 Oregon L 7-0  
 \*March 3 San Diego State L 4-1

\*March 3 San Diego State L 2-1  
 \*March 6 Colorado State W 6-0  
 \*March 6 Colorado State L 9-3  
 \*March 8 Utah L 4-1  
 \*March 8 Utah L 6-4  
 \*March 11 San Diego State L 4-0  
 \*March 11 San Diego State W 7-2  
 March 13 New Mexico State L 3-2  
 March 13 New Mexico State L 11-0  
 \*March 17 UNLV L 1-0  
 \*March 17 UNLV L 4-2  
 @March 20 Iowa State L 6-0 (6)  
 @March 20 Arizona State L 3-2  
 @March 21 Iowa State W 8-0  
 @March 21 Arizona State L 2-1  
 @March 22 Stephen F. Austin L 2-1  
 ^March 25 North Carolina W 8-5  
 ^March 27 Middle Tennessee W 10-2  
 ^March 27 South Florida L 2-0  
 ^March 28 Butler W 6-1  
 ^March 28 Mercer W 8-3  
 ^March 28 Alabama L 5-0  
 ^March 29 South Florida L 4-1  
 \*April 4 San José State W 9-1 (5)  
 \*April 4 San José State W 3-2  
 \*April 5 Fresno State L 9-0 (6)  
 \*April 5 Fresno State L 5-3  
 \*April 11 Hawai'i L 3-0  
 \*April 11 Hawai'i L 4-1  
 \*April 12 Hawai'i L 6-0  
 \*April 12 Hawai'i L 4-2  
 \*April 17 Colorado State L 5-4  
 \*April 17 Colorado State W 7-4  
 \*April 18 Utah L 4-3  
 \*April 18 Colorado State W 7-4  
 \*April 18 Utah L 5-2  
 \*April 25 Fresno State L 2-1  
 \*April 25 Fresno State L 3-2  
 \*April 26 San José State L 9-1 (5)  
 \*April 27 San José State W 7-6  
 \*May 1 Tulsa W 4-3  
 \*May 1 Tulsa L 4-3  
 \*May 2 Tulsa L 3-2 (9)  
 \*May 2 Tulsa W 6-2  
 \*May 9 UNLV L 11-3  
 \*May 9 UNLV L 7-5  
 % Lobo Invitational  
 # Texas- Arlington Tournament  
 ! NMSU Invitational  
 @ Arizona State Tournament  
 ^ Georgia Tech Invitational  
 Coach: Susan Craig

## 1999

Record: 42-14 | Conference: 14-7 WAC

%Feb. 5 Eastern New Mexico W 7-0 (6)  
 %Feb. 5 Eastern New Mexico W 10-0 (5)  
 %Feb. 6 Texas Tech L 1-0  
 %Feb. 6 Texas Tech W 4-2  
 %Feb. 7 Texas Tech W 4-1  
 %Feb. 7 Western New Mexico W 5-0  
 %Feb. 7 Western New Mexico W 7-0  
 !Feb. 13 Portland State W 6-2  
 !Feb. 13 Portland State W 7-0 (5)  
 !Feb. 13 NM Highlands W 4-0  
 !Feb. 14 Portland State W 8-1 (6)  
 !Feb. 14 Portland State W 11-4  
 !Feb. 14 NM Highlands W 1-0  
 @Feb. 19 Penn State W 6-0  
 @Feb. 19 Texas A&M W 6-1  
 @Feb. 20 Auburn W 3-0  
 @Feb. 21 Penn State W 9-1 (5)  
 @Feb. 21 Auburn W 10-1 (5)  
 #Feb. 26 Penn State W 1-0  
 #Feb. 26 Texas Tech L 4-2 (10)  
 #Feb. 27 Northwestern W 9-5 (9)  
 #Feb. 27 Butler W 13-0 (6)



#Feb. 28	Texas Tech	W	3-0	*April 7	BYU	W	5-0	*April 21	BYU	L	7-0
#Feb. 28	Oregon State	L	3-2	*April 7	BYU	W	9-3	*April 22	Utah	W	2-1
March 16	Bethune-Cookman	W	8-0	*April 9	Utah	W	7-3	*April 22	Utah	L	9-1 (6)
March 16	Bethune-Cookman	W	3-0	*April 9	Utah	L	9-3	*April 28	Colorado State	L	3-0
March 17	Stetson	W	2-0	*April 14	San Diego State	L	5-2	*April 28	Colorado State	L	4-2
March 17	Stetson	W	3-0	*April 14	San Diego State	W	3-1	*May 4	UNLV	W	4-2
March 18	South Florida	W	2-0	*April 16	UNLV	W	7-5	*May 4	UNLV	W	6-0
March 18	South Florida	L	1-0	*April 16	UNLV	W	8-2	*May 6	San Diego State	L	1-0 (9)
March 19	Virginia	W	2-0 (11)	*April 22	Colorado State	W	5-2	*May 6	San Diego State	W	1-0
*March 23	Hawai'i	L	9-6	*April 22	Colorado State	W	4-3	**May 10	Colorado State	W	2-0
*March 24	Hawai'i	W	3-2	*April 28	Utah	L	7-2	**May 10	BYU	L	4-3
*March 24	Hawai'i	W	7-5	*April 28	Utah	L	4-0	**May 11	UNLV	W	3-1
*March 26	Fresno State	L	6-1	*April 29	BYU	L	4-3	**May 11	San Diego State	L	4-3 (10)
*March 27	Fresno State	L	5-1	*April 29	BYU	L	6-2	*MW Game			
*March 27	Fresno State	L	4-1	*May 5	UNLV	W	9-1 (5)	**MW Tournament			
*April 2	San José State	W	6-0	*May 5	UNLV	W	8-0 (5)	Coach: Susan Craig			
*April 3	San José State	W	9-3	*May 6	San Diego State	W	12-1 (5)				
*April 3	San José State	W	10-3	*May 6	San Diego State	W	4-0	2002			
*April 14	Tulsa	L	3-2	**May 11	UNLV	W	7-0	Record: 19-29-1   Conference: 10-11 MW			
*April 14	Tulsa	W	4-2	**May 13	Colorado State	W	3-2	Feb. 1 Mississippi L 10-9			
*April 15	Tulsa	W	13-0 (5)	**May 13	Utah	L	4-3	Feb. 1 Indiana T 2-2			
April 20	New Mexico State	L	2-0	*MW Game			Feb. 1 Indiana L 5-4				
April 20	New Mexico State	W	6-4	**MW Tournament			Feb. 2 Indiana L 5-4				
*April 24	UNLV	W	9-1 (6)	Coach: Susan Craig			Feb. 15 Sacramento State W 12-7				
*April 24	UNLV	W	8-3				Feb. 15 Cal State Northridge W 1-0				
*April 25	UNLV	W	9-5				Feb. 15 UC Santa Barbara W 1-0				
*May 1	San Diego State	L	5-3	2001			Feb. 16 Pacific L 6-0				
*May 1	San Diego State	L	4-1	Record: 39-24-1   Conference: 11-6-1 MW			Feb. 22 Illinois-Chicago W 5-4				
*May 2	San Diego State	W	2-1	Feb. 1 Mississippi W 4-3			Feb. 22 LSU L 5-0				
*May 8	Colorado State	W	5-2	Feb. 1 Mississippi W 4-0			Feb. 23 Nebraska L 6-0				
*May 8	Colorado State	W	2-1 (8)	Feb. 2 Kansas L 7-6			Feb. 23 Utah L 5-3				
*May 9	Colorado State	W	3-2	Feb. 3 Cal State Fullerton L 10-2 (5)			Feb. 24 Boston University W 1-0				
**May 13	Hawai'i	L	3-2	Feb. 3 Cal State Fullerton W 11-2 (5)			Feb. 24 Missouri L 4-0				
**May 13	San Diego State	L	2-0	Feb. 4 Kansas L 2-1			March 5 Texas Tech L 6-2				
% UNM Diamond Invitational				Feb. 16 Stanford L 1-0			March 5 Texas Tech L 2-1				
! Lobo Invitational				Feb. 16 Long Beach State W 5-1			March 6 Texas Tech W 7-2				
@ Texas A&M Invitational				Feb. 17 Iowa State L 2-0			March 14 DePaul L 7-1				
# Troy Cox Classic				Feb. 18 Utah State W 5-4			March 15 Arizona State L 5-3				
*WAC Game **WAC Tournament				Feb. 18 Fresno State L 4-0			March 15 Texas L 9-1 (6)				
Coach: Susan Craig				Feb. 23 Michigan State W 13-7			March 16 Cal State Fullerton L 9-0				
				Feb. 23 Washington W 3-2			March 16 Notre Dame W 5-4				
				Feb. 24 Southern Mississippi L 5-1			March 22 Arizona State L 6-2				
				Feb. 24 Southern Mississippi L 6-0			March 22 Arizona State L 4-3				
				Feb. 25 Nebraska L 3-0			March 24 New Mexico State L 4-3				
				Feb. 27 New Mexico State W 4-3			March 24 New Mexico State L 9-1				
				Feb. 27 New Mexico State W 9-0 (5)			*March 30 Colorado State L 11-1				
				March 2 Portland State W 1-0 (8)			*March 30 Colorado State W 2-1				
				March 2 Pacific L 2-0			April 3 New Mexico State W 4-3				
				March 3 California L 3-1			April 3 New Mexico State W 9-7				
				March 3 Harvard W 9-0 (6)			*April 5 Utah W 7-6				
				March 4 Oregon W 3-0			*April 5 Utah L 3-0				
				March 4 Long Beach State L 1-0			*April 6 BYU W 7-6				
				March 14 Santa Clara W 4-2			*April 6 BYU L 6-0				
				March 14 Santa Clara W 8-1			*April 12 San Diego State W 7-6				
				March 15 Sacramento State W 1-0			*April 12 San Diego State L 10-4				
				March 16 Louisville W 6-1			*April 14 UNLV W 6-1				
				March 16 Morehead State W 4-0			*April 14 UNLV L 6-4				
				March 16 Texas A&M-CC W 6-2			*April 20 Colorado State W 7-1				
				March 17 Eastern Illinois W 8-0 (5)			*April 26 UNLV L 6-5				
				March 17 Purdue W 2-1			*April 26 UNLV L 4-2				
				March 18 Texas Tech L 7-1			*April 28 San Diego State L 4-2				
				March 21 New Mexico State W 7-2			*April 28 San Diego State L 2-0				
March 3 Minnesota W 2-1				*May 3 Utah W 8-6							
March 3 Mississippi W 11-2 (5)				*May 3 Utah L 11-10							
March 4 Texas A&M W 3-0				*May 4 BYU W 8-7							
March 4 Mississippi W 11-1 (5)				*May 4 BYU W 6-2							
March 5 Minnesota W 8-0 (6)				**May 9 BYU W 4-1							
March 5 Texas A&M L 4-0				**May 9 San Diego State L 4-1							
March 16 Northern Illinois W 14-5				**May 10 Colorado State L 5-3							
March 16 Syracuse W 5-5 (9)				*MW Game							
March 17 Fordham L 4-1				**MW Tournament							
March 17 Minnesota L 4-3				Coach: Susan Craig							
March 18 Canisius L 2-1											
March 19 Western Kentucky W 11-0 (6)											
March 19 Tennessee Tech W 5-4 (11)							2003				
March 30 New Mexico State W 9-0 (5)							Record: 25-37-1   Conference: 7-13 MW				
March 30 New Mexico State W 4-2							Feb. 8 UT Arlington L 8-0				
*April 1 Colorado State W 10-9 (8)							Feb. 8 Louisiana-Monroe W 2-1				
*April 1 Colorado State W 2-0							Feb. 9 Louisiana-Monroe L 8-2				



Feb. 9	Illinois	L	10-2	^Feb. 21	Wichita State	W	2-0	%March 4	UC Riverside	W	5-3 (9)
Feb. 14	Sacramento State	L	8-0	^Feb. 21	North Texas	W	3-1	%March 5	Texas A&M- CC	L	7-6
Feb. 15	UC Santa Barbara	W	1-0	^Feb. 22	Creighton	W	2-1 (8)	%March 5	Texas Tech	L	8-0 (6)
Feb. 15	Cal State Northridge	L	10-1	^Feb. 22	Oklahoma State	L	1-0 (8)	March 12	Indiana State	W	4-1
Feb. 15	Loyola Marymount	L	5-3	Feb. 28	New Mexico State	W	6-0	March 12	Indiana State	W	4-1
Feb. 16	Fresno State	L	10-0	Feb. 28	New Mexico State	W	3-0	March 13	Indiana State	L	8-4 (12)
Feb. 21	Western Michigan	L	6-4	Feb. 29	UTEP	W	5-0	@March 18	Liberty	W	4-2
Feb. 21	Virginia	W	11-2 (5)	Feb. 29	UTEP	W	10-1 (6)	@March 19	New Mexico State	W	3-0
Feb. 22	Drake	L	3-2	@March 5	Columbia	W	2-1	@March 20	Liberty	W	10-2 (6)
Feb. 22	Oklahoma State	L	6-1	@March 5	Texas Tech	W	3-0	March 25	New Mexico State	W	2-0
Feb. 24	Arizona	L	8-0	@March 6	Columbia	W	5-4	March 25	New Mexico State	W	2-0
Feb. 28	Texas Tech	W	5-0	@March 6	Texas Tech	L	5-3	March 29	New Mexico State	L	4-1
Feb. 28	Baylor	L	5-1	@March 7	Texas Tech	L	4-1	March 29	New Mexico State	L	6-5
March 1	Texas A&M-CC	W	7-0	!March 12	No. 6 Oklahoma	L	4-3 (8)	*April 1	UNLV	L	10-4
March 1	Eastern Michigan	W	7-4	!March 12	No. 6 Oklahoma	L	10-5 (8)	*April 1	UNLV	W	7-3
March 2	Wichita State	L	4-2	!March 13	Centenary	L	6-1	*April 3	San Diego State	W	2-1 (8)
March 5	New Mexico State	W	4-1	!March 13	Centenary	L	3-2	*April 3	San Diego State	W	4-1
March 5	New Mexico State	W	6-0	!March 14	McNeese	W	5-2	*April 9	Colorado State	L	5-4 (9)
March 7	Arizona	L	9-0	!March 14	McNeese	W	4-2	*April 9	Colorado State	L	4-1
March 7	Texas Tech	L	8-0	March 18	UTEP	W	3-1	*April 16	BYU	L	4-1
March 8	Columbia	W	5-1	March 18	UTEP	W	7-2	*April 16	BYU	L	7-6 (8)
March 8	Wichita State	L	5-2	March 19	Texas Tech	L	1-0	*April 17	Utah	L	1-0
March 9	Wichita State	L	4-3	March 19	Texas Tech	W	3-1	*April 17	Utah	L	3-0
March 14	Iowa State	L	2-1	March 20	New Mexico State	W	2-0	*April 23	Colorado State	L	5-0
March 14	Minnesota	L	5-0	March 20	New Mexico State	W	4-1	*April 23	Colorado State	L	5-2
March 15	Connecticut	T	1-1	March 26	Harvard	W	10-4	*April 28	BYU	L	4-0
March 16	Western Illinois	W	7-0	March 26	Northern Colorado	W	9-7 (8)	*April 28	BYU	L	9-7
March 21	UT-San Antonio	L	10-5	March 27	North Texas	L	7-1	*May 1	Utah	L	5-3
March 21	UM-Kansas City	W	6-1	March 27	Harvard	L	8-0 (5)	*May 1	Utah	W	3-2
March 22	BYU	L	3-2	March 28	Northern Colorado	L	3-1	*May 6	San Diego State	L	3-0
March 22	Connecticut	W	2-1 (8)	March 28	North Texas	L	7-6	*May 6	San Diego State	W	3-2
March 23	New Mexico State	W	8-0	April 6	Eastern New Mexico	W	1-0	*May 8	UNLV	L	4-2
March 26	New Mexico State	W	6-0	*April 9	UNLV	L	7-0	*May 8	UNLV	L	7-2
March 26	New Mexico State	W	8-2	*April 9	UNLV	L	4-3	**May 12	Utah	L	1-0
*March 28	San Diego State	L	1-0 (9)	*April 11	San Diego State	L	3-2	**May 13	San Diego State	W	3-2 (13)
*March 28	San Diego State	L	5-3	*April 11	San Diego State	L	8-2	**May 13	BYU	L	2-1 (10)
*March 30	UNLV	L	4-3 (10)	*April 16	Utah	L	1-0 (8)	\$UCSB Tourney			
*March 30	UNLV	W	7-1	*April 16	Utah	W	7-6 (9)	#NMSU Tourney			
*April 5	Colorado State	L	1-0	*April 17	BYU	L	2-1	^UNT Tourney			
*April 5	Colorado State	L	6-3	*April 23	San Diego State	L	7-4	% TTU Tourney			
*April 10	BYU	W	4-2	*April 23	San Diego State	L	10-3	@ Lobo Softball Classic			
*April 10	BYU	L	5-2	*April 25	UNLV	W	6-2	*MW Game			
*April 13	Utah	L	7-3	*April 25	UNLV	W	3-0	**MW Tournament			
*April 13	Utah	L	10-7	*April 30	BYU	L	7-4	Coach: Kim Newbern			
April 15	Western New Mexico	W	4-2	*April 30	BYU	L	4-0				
April 16	Western New Mexico	W	4-0	*May 1	Utah	L	4-3				
April 16	Western New Mexico	L	6-4	*May 1	Utah	L	7-2				
*April 25	BYU	L	7-1	*May 8	Colorado State	L	2-1				
*April 25	BYU	W	4-3	*May 8	Colorado State	L	3-1				
*April 27	Utah	W	7-3	*May 9	Colorado State	L	8-0 (5)				
*April 27	Utah	L	6-2	*May 9	Colorado State	L	6-4				
*April 30	Colorado State	L	4-0	**May 14	BYU	W	1-0 (10)				
*April 30	Colorado State	L	8-2	**May 14	San Diego State	L	2-1				
*May 2	UNLV	W	3-2	\$ Arizona Pepsi Classic							
*May 2	UNLV	W	1-0	# Fiesta Bowl							
*May 4	San Diego State	W	2-1	^ North Texas/ Betlin Round-Up							
*May 4	San Diego State	L	4-2	@ Red Raider Classic							
**May 8	Utah	W	5-0	! Oklahoma Worth Invitational							
**May 9	San Diego State	L	4-3 (14)	*MW Game							
**May 9	UNLV	L	3-1	*MW Tournament							
*MW Game				Coach: Kim Newbern							
*MW Tournament											
Coach: Kim Newbern											
2004											
Record: 30-35   Conference: 3-16 MW											
\$Feb. 6	UNLV	L	3-2 (8)	\$Feb. 5	UC Santa Barbara	L	5-0	March 4	Utah Valley State	W	5-4
\$Feb. 6	No. 2 Arizona	L	12-0 (5)	\$Feb. 5	Oregon State	L	7-3	March 4	Utah Valley State	W	7-2
\$Feb. 7	Mississippi	W	1-0 (8)	\$Feb. 6	UC Santa Barbara	L	8-7	March 5	Utah Valley State	W	12-1 (5)
\$Feb. 7	Cal State Northridge	W	6-2	#Feb. 18	Nebraska	L	8-3	March 5	Utah Valley State	W	6-5 (10)
\$Feb. 8	No. 2 Arizona	L	11-0 (5)	#Feb. 18	New Mexico State	L	6-4	March 11	New Mexico State	W	9-8
#Feb. 13	Western Michigan	W	8-0 (6)	#Feb. 19	Loyola-Chicago	W	3-0	March 11	New Mexico State	W	8-0
#Feb. 13	No. 20 Arizona State	W	8-6	#Feb. 19	Colorado State	L	3-1	@March 17	UC Riverside	W	6-2
#Feb. 14	Nevada	L	6-5	#Feb. 20	UT-San Antonio	W	5-1	@March 17	UC Riverside	W	5-1
#Feb. 14	No. 18 Texas A&M	L	6-0	^Feb. 25	North Texas	L	6-5	@March 18	South Dakota State	W	10-1 (5)
#Feb. 15	Syracuse	W	4-3	^Feb. 25	Wichita State	L	4-3	@March 18	South Dakota State	W	5-3
^Feb. 20	Missouri State	W	2-0	^Feb. 26	Missouri State	L	8-6 (8)	@March 19	Texas Tech	L	4-2
^Feb. 20	UT Arlington	L	2-1 (8)	%March 4	Centenary	L	4-3	March 25	Northern Colorado	W	6-5
								March 25	Northern Colorado	W	9-1 (6)
								March 26	Northern Colorado	W	11-5



78 2026 UNM SOFTBALL MEDIA GUIDE



*April 15	BYU	L	10-5	!Feb. 10	Western Michigan	W	5-4	\$Feb. 23	Auburn	W	2-1
*April 16	Utah	L	10-2 (5)	!Feb. 11	Idaho State	W	9-8	\$Feb. 23	at Texas A&M CC	L	6-5 (8)
*April 17	Utah	L	9-1 (5)	!Feb. 11	Northwestern	W	13-5 (5)	\$Feb. 24	Kansas	W	2-1
April 20	New Mexico State	L	12-3	!Feb. 12	Texas State	W	5-3	@Mar 1	Utah State	W	4-2
*April 24	Colorado State	L	2-1	-Feb. 17	Central Arkansas	W	10-8	@Mar 1	at San Diego	W	2-1 (11)
*April 25	Colorado State	L	9-5	-Feb. 17	Bryant	W	15-1 (5)	@Mar 2	Long Beach State	L	6-2
April 27	UTEP	L	12-2	-Feb. 18	Northern Colorado	W	11-3 (5)	@Mar 2	BYU	L	6-1
April 27	UTEP	L	7-3	-Feb. 18	Central Arkansas	W	5-3	@Mar 3	No. 10 UCLA	L	14-3 (5)
*April 29	Utah	W	10-6	-Feb. 19	Purdue	L	10-6 (5)	%Mar 8	Bradley	W	7-1
*April 30	BYU	L	11-6	^Feb. 23	No. 14/16 Texas A&M	W	15-3 (6)	%Mar 8	Seattle	W	2-0
*May 1	BYU	L	6-1	^Feb. 23	Oregon State	W	10-6	%Mar 9	No. 19 Washington	L	12-0 (5)
*May 8	Colorado State	L	4-1	^Feb. 24	Cal State Fullerton	W	5-4	%Mar 10	Yale	L	6-5
*May 13	UNLV	L	3-1	^Feb. 25	UC Davis	W	7-5	Mar 13	at No. 9 Oregon	L	10-0 (6)
*May 14	San Diego State	L	6-1	^Feb. 26	Cal Poly	L	4-2	Mar 13	at No. 9 Oregon	L	4-0
*May 15	San Diego State	L	7-6 (10)	+March 2	Cal State Bakersfield	W	8-0 (6)	Mar 14	at No. 23 Oregon St.	W	5-3
! Texas State Tournament				+March 2	North Dakota	W	8-0 (6)	Mar 14	at No. 23 Oregon St.	L	5-4
\$ UTEP Invitational				+March 3	Cal State Bakersfield	W	18-11	Mar 19	New Mexico State	L	2-0
# Missouri Children's Hospital Invitational				+March 3	North Dakota	W	13-8	+Mar 22	Oklahoma State	L	11-0 (5)
-Judi Garman Classic				+March 4	Utah	L	6-1	+Mar 22	Oklahoma State	L	6-1
*MW Game				March 12	Texas Tech	L	9-4	+Mar 24	Siena College	W	13-5 (5)
Coach: Ty Singleton				March 12	Texas Tech	L	8-5	+Mar 24	Siena College	W	5-2
				March 14	New Mexico State	L	8-6	*Mar 28	at San Diego State	L	4-1
				March 23	Weber State	W	13-5 (5)	*Mar 29	at San Diego State	L	5-0
2011				March 23	Seattle	W	6-5	*Mar 30	at San Diego State	L	1-0
Record: 19-26   Conference: 5-10 MW				March 24	Seattle	W	8-5	*Apr 5	Boise State	W	7-6
Feb. 12	Utah Valley	W	10-2 (5)	March 25	UT San Antonio	W	8-0	*Apr 6	Boise State	W	6-5
Feb. 12	Utah Valley	W	7-2	March 25	Weber State	W	12-1 (6)	*Apr 7	Boise State	L	13-0 (5)
Feb. 13	Utah Valley	W	8-3	\$March 30	No. 6 Texas	L	2-1 (9)	*Apr 12	at UNLV	L	8-0 (6)
Feb. 18	Baylor	L	7-2	\$March 31	No. 6 Texas	L	7-3	*Apr 13	at UNLV	W	10-0 (5)
Feb. 18	Baylor	L	4-0	\$March 31	Tulsa	L	2-1	*Apr 14	at UNLV	L	1-0
Feb. 19	Baylor	L	3-1	\$April 1	No. 6 Texas	L	5-0	*Apr 19	Nevada	L	9-6
Feb. 25	Northern Colorado	W	11-3 (6)	April 8	Cal State Northridge	W	5-1	*Apr 20	Nevada	L	6-4
Feb. 26	Northern Colorado	W	11-8	April 8	Cal State Northridge	W	12-10	*Apr 21	Nevada	L	10-1 (6)
Feb. 26	Northern Colorado	W	1-0 (8)	April 10	New Mexico State	L	9-1 (5)	Apr 24	UTEP	W	6-5
March 5	No. 5 Washington	L	7-4 (9)	April 18	No. 13 Arizona	L	8-1	Apr 24	UTEP	W	4-2
March 5	No. 5 Washington	L	11-2 (6)	April 18	No. 13 Arizona	L	5-0	*May 3	at Fresno State	L	3-0
March 6	No. 5 Washington	L	12-3 (6)	*April 20	San Diego State	L	8-3	*May 4	at Fresno State	L	2-1
March 9	No. 19 Texas Tech	L	9-6	*April 21	San Diego State	L	12-6	*May 5	at Fresno State	L	4-0
March 9	No. 19 Texas Tech	L	5-3	*April 22	San Diego State	L	7-0	*May 9	Colorado State	L	3-2
March 11	Florida International	W	10-2 (5)	*April 27	Boise State	L	8-5	*May 10	Colorado State	L	11-5
!March 12	Boston College	W	4-1	*April 28	Boise State	L	8-6	*May 11	Colorado State	L	10-5
!March 12	Florida International	W	9-4	*April 29	Boise State	W	6-5 (8)	! Kajikawa Classic (Arizona State; Tempe, Ariz.)			
!March 13	Boston College	W	6-5 (9)	May 1	UTEP	L	10-7	& Hotel Encanto Tournament (NMSU; Las Cruces, N.M.)			
!March 13	Nevada	L	12-5	May 2	UTEP	L	11-8	^ UNM Lobo Classic (Albuquerque, N.M.)			
March 16	San José State	L	3-1	May 2	UTEP	W	14-7	\$ Best Western Marina Grand Islander Classic (Texas			
March 16	San José State	W	10-0 (6)	*May 4	UNLV	L	8-4	A&M Corpus Christi; Corpus Christi, Texas)			
-March 18	Notre Dame	L	5-0	*May 5	UNLV	W	13-7	@ San Diego Classic I (San Diego & San Diego St.; San			
-March 18	DePaul	W	4-1	*May 6	UNLV	L	7-6 (8)	Diego, Calif.)			
-March 19	No. 19 Louisiana	L	8-4	*May 10	Colorado State	L	8-0 (5)	% Husky Softball Classic (Washington; Seattle, Wash.)			
-March 20	Pacific	L	15-4 (5)	*May 10	Colorado State	L	6-5	^ UNM Invitational (Albuquerque, N.M.)			
-March 20	No. 12 Texas	L	3-2	*May 11	Colorado State	L	10-5	* Mountain West conference game			
March 29	UTEP	W	10-4	! Kajikawa Classic (Arizona State; Tempe, Ariz.)				Coach: Erica Beach			
March 29	UTEP	L	10-3	~ UNM Lobo Classic (Albuquerque, N.M.)				2014			
April 4	New Mexico State	W	3-2	^ Cathedral City Classic (Oregon St.) Palm Springs, Calif.				Record: 16-26   Conference: 7-17 MW			
*April 8	San Diego State	L	8-0 (5)	+UNM Invitational (Albuquerque, N.M.)				&Feb. 6	at No. 7 Arizona State	L	9-0 (5)
*April 9	UNLV	L	3-1	\$ University of Texas at Austin				&Feb. 7	No. 24 California	L	8-2
*April 10	UNLV	W	2-1	*Mountain West conference game				&Feb. 7	Northwestern	L	10-0 (5)
*April 16	Colorado State	W	13-5 (5)	() innings				&Feb. 8	UC Riverside	W	11-10
*April 17	Colorado State	W	19-6 (5)	Coach: Erica Beach				&Feb. 8	Portland State	L	10-0 (5)
April 19	New Mexico State	L	6-0					\$Feb. 14	at No. 24 Arizona	L	8-0 (5)
*April 21	BYU	L	11-3 (6)					\$Feb. 15	Grand Canyon	L	4-2
*April 22	Utah	L	8-0 (5)					\$Feb. 15	No. 4 Alabama	L	9-1 (5)
*April 23	Utah	L	5-2					\$Feb. 16	Tennessee State	L	6-4
*April 30	Colorado State	W	13-7	2013				!Feb. 21	LIU-Brooklyn	L	4-2
*May 5	Utah	L	5-2	Record: 21-35   Conference: 3-15 MW				!Feb. 21	Cal State Northridge	L	5-2
*May 6	BYU	L	8-3	!Feb. 7	Creighton	L	5-1	!Feb. 22	Long Beach State	L	17-0 (6)
*May 7	BYU	W	3-2	!Feb. 7	at No. 4 Arizona State	L	3-0	!Feb. 23	Cal Poly	L	6-1
*May 12	UNLV	L	2-1	!Feb. 8	Cal Poly	L	3-2	!Feb. 23	No. 8 UCLA	L	13-0 (5)
*May 13	San Diego State	L	6-3	!Feb. 8	San José State	L	9-0 (6)	@Feb. 28	Buffalo	W	5-2
*May 14	San Diego State	L	2-1	!Feb. 9	No. 2 Oklahoma	L	11-1 (5)	@Feb. 28	Idaho State	W	11-10
! Nevada Classic				&Feb. 10	Nebraska	L	11-0 (5)	@March 1	Buffalo	W	5-2
- Judi Garmin Classic				&Feb. 10	at New Mexico State	L	3-0	@March 2	Idaho State	L	12-9 (6)
*Feb. 15				^Feb. 15	Hampton	W	11-3 (6)	@March 7	Detroit	W	6-5
*Feb. 15				^Feb. 15	Central Michigan	W	4-1	@March 8	Detroit	W	10-3
*Feb. 16				^Feb. 16	Hampton	L	7-2	March 11	UTEP	L	7-6
*Feb. 16				^Feb. 16	Bradley	W	3-1	March 11	UTEP	W	9-6
*Feb. 17				^Feb. 17	IPFW	W	1-0				
*Feb. 17				^Feb. 17	Central Michigan	W	4-0 (6)				
Feb. 19				Feb. 19	at New Mexico State	W	10-9				
\$Feb. 22				\$Feb. 22	Southern	W	6-4				



#March 14	at Oklahoma State	L	6-3
#March 14	at Oklahoma State	L	5-0
#March 15	No. 14 South Alabama	W	9-0 (5)
March 19	at New Mexico State	W	4-3
*March 21	San Diego State	L	11-9
*March 22	San Diego State	L	11-3
*March 23	San Diego State	W	8-6
*March 28	at Nevada	L	13-5 (5)
*March 29	at Nevada	L	8-0 (6)
*March 30	at Nevada	L	3-1
*April 4	Fresno State	W	11-9 (8)
*April 5	Fresno State	L	9-0
*April 6	Fresno State	L	20-0 (5)
*April 11	at San José State	W	9-4 (10)
*April 12	at San José State	L	10-1 (5)
*April 13	at San José State	L	5-0
*April 17	UNLV	W	11-10
*April 18	UNLV	L	10-2 (5)
*April 19	UNLV	L	12-9
*April 22	at Colorado State	L	6-0
*April 22	at Colorado State	W	6-3
*April 23	at Colorado State	L	13-5 (5)
*April 25	Utah State	L	12-11
*April 26	Utah State	W	20-3 (5)
*April 27	Utah State	W	6-4
April 29	New Mexico State	L	14-2 (5)
*May 2	at Boise State	L	7-0
*May 3	at Boise State	L	7-5 (8)
*May 4	at Boise State	L	5-4

& Kajikawa Classic (Tempe, Ariz.)

\$ Hillenbrand Invitational (Tucson, Ariz.)

! Mary Nutter Classic (Palm Springs, Calif.)

@ New Mexico Invitational (Albuquerque, N.M.)

^ UNM Lobo Classic (Albuquerque, N.M.)

# Cowgirl Classic

\* Mountain West Games

Coach: Erica Beach

## 2015

Record: 29-25 | Conference: 13-11 MW

@Feb. 6	Seattle	W	4-3
@Feb. 6	BYU	L	2-0
@Feb. 7	Cal State Northridge	L	5-1
@Feb. 7	San Diego	W	6-4 (9)
@Feb. 8	UC Santa Barbara	W	6-3
!Feb. 13	No. 12 UCLA	L	16-0 (5)
!Feb. 13	Cal State Northridge	L	3-2
!Feb. 14	Utah Valley	L	9-3
!Feb. 14	Indiana	W	9-8
!Feb. 15	Seattle U	L	8-2
%Feb. 19	at Houston	W	2-1
%Feb. 20	Texas A&M-CC	W	6-2
%Feb. 20	Illinois	L	12-4 (6)
%Feb. 21	Illinois	W	12-4
%Feb. 22	Texas A&M-CC	W	6-2
March 3	UTEP	W	7-5
March 3	UTEP	W	7-4
#March 6	Cal State Bakersfield	L	8-7 (8)
#March 7	Rutgers	W	10-5
#March 7	Cal State Bakersfield	W	8-1
#March 8	Rutgers	L	9-6
March 12	Georgia Southern	L	4-2 (9)
March 12	Georgia Southern	L	4-2
\$March 13	Memphis	W	6-1
\$March 13	Marist	W	9-2
\$March 14	Furman	L	7-5
\$March 14	at Charleston	W	7-4
\$March 15	Wisconsin	W	3-1
*March 20	at Utah State	L	4-0
*March 21	at Utah State	W	8-7
*March 22	at Utah State	W	12-2 (6)
March 24	New Mexico State	L	12-6
*March 27	at UNLV	L	6-5
*March 28	at UNLV	W	6-3 (8)
*March 29	at UNLV	W	2-1
*April 2	Nevada	W	4-3
*April 3	Nevada	W	6-5

*April 4	Nevada	L	
*April 7	at Fresno State	L	
*April 8	at Fresno State	L	
*April 8	at Fresno State	L	
*April 10	Colorado State	L	
*April 11	Colorado State	W	
*April 12	Colorado State	W	
*April 14	at New Mexico State	L	
*April 24	at San Diego State	W	
*April 25	at San Diego State	L	
*April 26	at San Diego State	L	
*May 1	Boise State	W	
*May 2	Boise State	W	
*May 3	Boise State	W	
*May 7	San José State	L	
*May 8	San José State	W	
*May 9	San José State	L	
@ Kajikawa Classic (Tempe, Ariz.)			
! Wilson DeMarini Desert Classic (Las Vegas, Nev.)			
% Hilton Houston Plaza Classic (Houston, Texas)			
# Lobo Classic (Albuquerque, N.M.)			
\$ College of Charleston Classic (Charleston, S.C.)			
* Mountain West Games			
Coach: Erica Beach			

## 2016

Record: 23-27 | Conference: 8-15 MW

@Feb. 12	San Diego	W	2-1
@Feb. 13	Stanford	W	8-4
@Feb. 13	Cal Poly	L	2-0
@Feb. 14	Oregon State	L	11-1 (5)
@Feb. 14	No. 18 Kentucky	L	15-6 (5)
!Feb. 19	Arkansas	L	2-1
!Feb. 19	Loyola Marymount	W	6-5
!Feb. 20	Bethune-Cookman	W	8-4
!Feb. 20	Pacific	W	13-5 (5)
!Feb. 21	No. 23 Texas A&M	L	8-7
%Feb. 26	South Dakota	W	3-2
%Feb. 27	Iowa State	L	6-0
%Feb. 27	Idaho State	W	4-2
%Feb. 28	Idaho State	L	5-4
%Feb. 28	at UC Davis	W	4-3
March 5	Northern Colorado	W	7-3
March 5	Northern Colorado	W	8-3
March 6	Northern Colorado	W	10-1 (5)
March 8	at New Mexico State	L	11-3 (5)
March 15	at UTEP	W	8-2
March 15	at UTEP	W	7-6
#March 18	Arkansas	L	4-3 (8)
#March 18	No. 6 Alabama	L	6-1
#March 19	No. 23 Nebraska	W	6-3
#March 19	DePaul	W	8-6 (10)
#March 20	at Cal State Fullerton	L	2-0
*March 14	Utah State	L	7-4
*March 15	Utah State	W	13-6
*March 16	Utah State	W	4-0
*April 1	at Nevada	L	5-1
*April 2	at Nevada	L	4-0
*April 3	at Nevada	W	3-2
*April 8	No. 23 Fresno State	L	11-5
*April 9	No. 23 Fresno State	L	6-2
*April 10	No. 23 Fresno State	L	11-1 (5)
*April 15	at Colorado State	W	14-3 (6)
*April 15	at Colorado State	W	7-6
*April 22	UNLV	L	13-12
*April 23	UNLV	L	7-6
*April 24	UNLV	L	7-3
*April 29	at Boise State	W	6-3
*April 30	at Boise State	W	7-6
*May 1	at Boise State	L	7-5
*May 4	New Mexico State	L	3-2 (8)
*May 6	San Diego State	L	23-4 (5)
*May 7	San Diego State	L	2-1
*May 8	San Diego State	W	3-2 (10)
*May 12	at San José State	L	4-1
*May 13	at San José State	L	9-0 (6)
*May 14	at San José State	L	5-3
@ Kajikawa Classic (Tempe, Ariz.)			

7-4	! Mary Nutter Classic (Palm Springs, Calif.)
7-1	% UC Davis Tournament (Davis, Calif.)
4-0	# Cal State Fullerton Easton Tournament (Fullerton, Calif.)
4-1	* Mountain West Games
2-0	Coach: Erica Beach

## 2017

Record: 20-30 | Conference: 6-18 MW

&Feb. 10	Seattle	W	5-0
&Feb. 10	UT Arlington	L	5-1
&Feb. 11	St. Mary's	W	4-3
&Feb. 11	Western Michigan	W	4-2
&Feb. 12	UC Riverside	W	1-0
@Feb.17	Missouri State	L	5-3
@Feb. 17	Stephen F. Austin	L	5-1
@Feb. 18	Stephen F. Austin	L	3-1
@Feb. 18	at Texas A&M	L	10-1 (5)
@Feb. 19	Missouri State	L	7-6
\$Feb. 24	Texas State	L	1-0
\$Feb. 24	at UTSA	L	1-0
\$Feb. 25	Incarinate Word	W	11-0
\$Feb. 25	at UTSA	W	5-4
\$Feb. 26	Texas State	W	3-2
March 4	Northern Colorado	L	11-3 (5)
March 4	Northern Colorado	W	12-1 (5)
March 5	Northern Colorado	W	9-5
March 8	UTEP	W	7-6
March 8	UTEP	L	7-4
%March 10	Santa Clara	W	10-2 (6)
%March 11	Santa Clara	W	7-3
%March 11	Stony Brook	W	13-12
%March 12	Santa Clara	W	6-1
March 15	at NMSU	L	8-0 (5)
*March 24	at UNLV	W	3-2
*March 25	at UNLV	L	4-2
*March 26	at UNLV	W	5-4
*March 31	Colorado State	L	12-2 (6)
*April 1	Colorado State	W	7-3
*April 2	Colorado State	W	8-6
*April 7	Nevada	L	10-2 (6)
*April 8	Nevada	L	8-2
*April 9	Nevada	W	9-6
*April 13	at San Diego State	L	4-1
*April 14	at San Diego State	L	10-2 (5)
*April 15	at San Diego State	L	8-0 (6)
*April 21	at Utah State	L	9-7
*April 22	at Utah State	W	9-5
*April 23	at Utah State	L	5-2
*April 28	San José State	L	7-6
*April 30	San José State	L	10-1
*April 30	San José State	L	7-1
May 2	New Mexico State	L	7-6
*May 5	at Fresno State	L	5-0
*May 6	at Fresno State	L	10-1 (5)
*May 7	at Fresno State	L	3-1
*May 11	Boise State	L	8-0
*May 12	Boise State	L	5-0
*May 13	Boise State	L	4-1
& Kajikawa Classic (Tempe, Ariz.)			
@ Texas A&M Tournament (College Station, Texas)			
\$ UTSA Tournament (San Antonio, Texas)			
* Mountain West Games			
Coach: Erica Beach			

## 2018

Record: 14-39 | Conference: 7-17 MW

&Feb. 9	No. 15 Utah	L	17-0 (5)
&Feb. 9	St. Mary's	W	4-1
&Feb. 10	No. 21 Oklahoma St.	L	13-1 (5)
&Feb. 11	No. 3 Oregon	L	14-1 (5)
&Feb. 11	No. 7 Arizona	L	8-0 (5)
@Feb.16	BYU	L	8-1
@Feb. 16	Hawaii	L	5-1
@Feb. 17	UTEP	L	8-0 (5)
@Feb. 17	South Dakota	L	5-2
@Feb. 18	Cal State Northridge	W	5-2
\$Feb. 23	George Washington	L	8-3



\$Feb. 23	at UC Riverside	L	9-1 (6)	*March 22	Colorado State	L	9-7	&Feb. 21	Seattle	L	9-5
\$Feb. 24	Montana	L	4-2	*March 23	Colorado State	L	9-1 (5)	&Feb. 21	Southern Utah	L	4-1
\$Feb. 25	George Washington	L	5-2	*March 24	Colorado State	L	16-3 (5)	@Feb. 26	No. 2 Oklahoma	L	8-0 (6)
\$Feb. 25	at UC Riverside	L	8-1	March 26	North Dakota	W	7-6	@Feb. 26	at No. 11 Arizona St.	L	13-1 (5)
!March 2	UTSA	L	3-2	March 26	North Dakota	W	7-3	@Feb. 27	No. 2 Oklahoma	L	33-4 (5)
!March 2	at Texas Tech	W	14-13 (10)	*March 29	Nevada	L	7-1	@Feb. 27	at Grand Canyon	L	10-0 (6)
!March 3	Bowling Green State	L	7-3	*March 30	Nevada	L	11-6	@Feb. 28	at No. 11 Arizona St.	L	11-3 (6)
!March 3	UTSA	L	8-0 (5)	*March 31	Nevada	L	21-1 (5)	\$March 5	at Tulsa	L	7-0
!March 4	at Texas Tech	L	8-1	April 2	at New Mexico State	L	8-0 (6)	\$March 5	at Tulsa	L	3-2
%March 9	St. Mary's	W	5-2	April 2	at New Mexico State	L	11-3 (5)	\$March 6	at No. 9 Oklahoma St.	L	7-2
%March 9	Sacramento State	L	7-5 (8)	*April 5	at Utah State	L	7-6	\$March 6	at No. 9 Oklahoma St.	L	4-1
%March 10	Howard	W	17-1 (5)	*April 6	at Utah State	W	6-3	\$March 7	Omaha	L	7-2
%March 10	St. Mary's	W	3-2	*April 7	at Utah State	L	8-0 (5)	March 12	at Texas Tech	L	7-3
%March 11	Sacramento State	L	15-12 (5)	April 9	UTEP	L	7-1	March 12	at Texas Tech	L	6-0
*March 16	UNLV	W	5-2	*April 18	Boise State	W	7-4	March 13	at Texas Tech	L	1-0
*March 17	UNLV	L	6-0	*April 19	Boise State	L	17-5 (5)	March 19	at No. 10 Texas	L	5-3
*March 18	UNLV	L	9-1 (5)	*April 20	Boise State	L	22-10	March 20	at No. 10 Texas	L	12-0 (5)
March 21	New Mexico State	L	12-7	April 23	New Mexico State	L	10-0 (5)	March 20	at No. 10 Texas	L	8-1
*March 24	at Nevada	L	16-8 (6)	*April 26	at Fresno State	L	9-1 (5)	*March 27	Colorado State	L	7-2
*March 24	at Nevada	W	7-6	*April 27	at Fresno State	L	5-1	*March 27	Colorado State	W	3-6
*March 25	at Nevada	L	21-7 (5)	*April 28	at Fresno State	L	4-0	*March 28	Colorado State	L	8-6
*March 29	Fresno State	W	4-3	*May 3	San José State	L	10-4	*April 2	at Fresno State	L	6-0
*March 30	Fresno State	L	14-4 (5)	*May 4	San José State	L	11-0 (5)	*April 2	at Fresno State	L	9-1 (6)
*March 31	Fresno State	L	10-0 (5)	*May 5	San José State	L	10-0 (6)	*April 3	at Fresno State	L	14-0 (5)
April 3	New Mexico State	W	13-4 (6)	*May 9	at UNLV	L	2-1	*April 10	Nevada	W	12-4 (5)
*April 7	at Colorado State	W	5-3 (10)	*May 10	at UNLV	L	8-0 (6)	*April 10	Nevada	L	8-7
*April 7	at Colorado State	L	8-0 (6)	*May 11	at UNLV	L	2-0	*April 10	Nevada	L	7-0
*April 8	at Colorado State	L	12-4 (5)	& NM State Invitational (Las Cruces, N.M.)				*April 17	at UNLV	L	5-0
April 16	at UTEP	L	7-0	@ Hillenbrand Invitational (Tucson, Ariz.)				*April 17	at UNLV	W	1-0
*April 20	Utah State	L	1-0	\$ Hawaii Invitational (Honolulu, Hawaii)				*April 18	at UNLV	L	4-2
*April 21	Utah State	W	8-5	! Judy Garman Classic (Fullerton, Calif.)				*April 24	Boise State	W	6-4
*April 22	Utah State	L	5-1	% LMU Tournament (Los Angeles, Calif.)				*April 24	Boise State	L	4-3
April 25	at No. 10 Arizona	L	3-1	* Mountain West Games				*April 25	Boise State	W	6-3
*April 27	at San José State	L	3-1	Coach: Paula Congleton				*May 1	at San Diego St.	L	3-0
*April 28	at San José State	L	2-1					*May 1	at San Diego St.	L	11-4
*April 29	at San José State	L	3-1					*May 2	at San Diego St.	L	1-0
*May 4	San Diego State	W	5-2	2020				*May 8	San José State	L	13-5
*May 5	San Diego State	L	7-3	Record: 11-15   Conference: N/A				*May 8	San José State	W	10-2 (5)
*May 6	San Diego State	W	4-1	&Feb. 7	Weber State	L	4-1	*May 9	San José State	W	5-4
*May 10	at Boise State	L	10-0 (5)	&Feb. 7	(RV) Stanford	L	7-6	*May 14	at Utah State	W	9-4
*May 12	at Boise State	L	10-1 (5)	&Feb. 8	(RV) Stanford	W	2-0	*May 14	at Utah State	W	9-3
*May 12	at Boise State	L	6-5	&Feb. 8	at Grand Canyon	W	9-4	*May 15	at Utah State	L	5-4
& Kajikawa Classic (Tempe, Ariz.)				&Feb. 9	at Grand Canyon	L	7-6	& Hillenbrand Invitational (Tucson, Ariz.)			
@ UNLV Desert Classic (Las Vegas, Nev.)				@Feb.14	Northern Colorado	W	12-3 (5)	@ ASU/GCU Tournament (Phoenix/ Tempe, Ariz.)			
\$ UCR Classic (Riverside, Calif.)				@Feb. 15	Northern Colorado	W	8-3	\$ OSU/Tulsa Invitational (Stillwater/Tulsa, Okla.)			
! J. McHaney Classic (Lubbock, Texas)				@Feb. 15	UCSB	W	9-1 (5)	* Mountain West Games			
% Lobo Classic (Albuquerque, N.M.)				@Feb. 16	UCSB	L	7-2	Coach: Paula Congleton			
* Mountain West Games				\$Feb. 20	UC Riverside	W	6-3				
Coach: Paula Congleton				\$Feb. 21	No. 16 Arizona State	L	15-0 (5)	2022			
				\$Feb. 22	No. 18 Missouri	L	5-0	Record: 26-27   Conference: 6-18			
				\$Feb. 22	San Diego	L	6-5	&Feb. 11	Oregon State	W	3-2
				\$Feb. 23	California	L	5-3	&Feb. 12	Southern Utah	W	8-0 (6)
				!Feb. 28	La Salle	W	11-7	&Feb. 13	No. 2 Alabama	L	8-3
				!Feb. 28	Northern Colorado	L	6-5	&Feb. 13	at No. 9 Arizona	L	1-0
				!Feb. 29	La Salle	W	13-5 (5)	@Feb. 18	Ohio	W	4-2
				!Feb. 29	South Dakota	W	7-6 (8)	@Feb. 18	at Lamar	W	2-1
				!March 1	Northern Colorado	L	8-4	@Feb. 19	at Lamar	W	6-4 (12)
				!March 1	South Dakota	W	6-4	@Feb. 19	Creighton	L	5-2
				%March 6	Texas Southern	L	3-0	@Feb. 20	Ohio	W	9-1 (5)
				%March 7	Texas Southern	W	8-0 (6)	\$Feb. 24	UTEP	W	5-4
				%March 7	Liberty	L	7-2	\$Feb. 25	North Dakota State	W	6-4
				%March 8	at No. 3 Texas	L	7-0	\$Feb. 26	Buffalo	W	6-2
				%March 8	Liberty	L	11-3 (5)	\$Feb. 27	Tarleton	W	8-0 (5)
				March 11	at New Mexico State	L	4-3	!March 3	at UC Santa Barbara	W	3-1
				& GCU Kickoff Tournament (Phoenix, Ariz.)				!March 3	at UC Santa Barbara	W	11-7
				@ Susan Craig Classic (Albuquerque, N.M.)				!March 4	Wagner College	W	5-2
				% Mary Nutter Classic (Cathedral City, Calif.)				!March 4	Santa Clara	W	7-6
				! Lobo Classic (Albuquerque, N.M.)				!March 5	Santa Clara	W	3-0
				% Longhorn Invitational (Austin, Texas)				March 8	New Mexico State	L	12-8
				*Season shortened due to Coronavirus				March 8	New Mexico State	L	8-5
				Coach: Paula Congleton				March 11	Southern Utah	W	5-3
								%March 11	at Dixie State	W	7-6
								%March 12	Wisconsin	L	3-1
								%March 12	Maine	W	10-2
								%March 13	Wisconsin	L	6-3
				&Feb. 19	Seattle	L	8-0 (6)	*March 18	at San José State	W	2-1 (8)
				&Feb. 19	at No. 4 Arizona	L	5-2	*March 19	at San José State	L	8-0 (6)
				&Feb. 20	Southern Utah	W	11-3 (6)	*March 20	at San José State	L	4-3 (11)
				&Feb. 20	at No. 4 Arizona	L	12-0 (5)				



March 22 at New Mexico State W 13-4  
 \*March 25 Utah State L 5-4  
 \*March 26 Utah State L 4-2  
 \*March 27 Utah State L 13-4  
 March 31 at BYU W 8-3  
 March 31 at BYU L 12-1 (5)  
 April 1 at BYU L 17-1 (5)  
 \*April 8 at Colorado State L 5-2  
 \*April 9 at Colorado State W 4-2  
 \*April 10 at Colorado State L 8-0 (5)  
 \*April 14 Fresno State L 7-6 (8)  
 \*April 15 Fresno State W 6-5  
 \*April 16 Fresno State W 4-1  
 \*April 22 at Nevada L 7-3  
 \*April 23 at Nevada L 6-5  
 \*April 24 at Nevada W 6-3  
 \*April 29 UNLV L 11-1 (5)  
 \*April 30 UNLV L 16-6 (6)  
 \*May 1 UNLV L 5-0  
 \*May 6 at Boise State L 13-4 (5)  
 \*May 6 at Boise State L 8-0 (5)  
 \*May 8 at Boise State L 7-2  
 \*May 12 San Diego State L 7-1  
 \*May 13 San Diego State L 12-3 (5)  
 \*May 14 San Diego State W 4-3  
 & Candrea Classic (Tucson, Ariz.)  
 @ Cardinal Classic (Beaumont, Texas)  
 \$ Lobo Classic (Albuquerque, N.M.)  
 ! South Coast Invitational (Santa Barbara, Calif.)  
 % Dixie State Tournament (St. George, Utah)  
 \* Mountain West Games  
 Coach: Paula Congleton

## 2023

Record: 19-31 | Conference: 6-16

Feb. 9 at Nicholls W 12-3 (5)  
 &Feb. 10 No. 19 Oregon State L 2-0  
 &Feb. 10 at No. 25 LSU L 11-3 (6)  
 &Feb. 11 No. 19 Oregon State W 8-0 (5)  
 &Feb. 11 at No. 25 LSU L 11-3 (6)  
 %Feb. 17 Buffalo W 11-2 (5)  
 %Feb. 18 Santa Clara L 7-2  
 %Feb. 18 Texas Tech L 12-7  
 Feb. 23 CSU Bakersfield W 8-2  
 Feb. 23 CSU Bakersfield W 10-3  
 ^Feb. 24 No. 4 Oklahoma St. L 12-1 (5)  
 ^Feb. 24 Creighton W 4-0  
 ^Feb. 25 at New Mexico State L 7-6  
 ^Feb. 25 Nebraska L 15-0 (5)  
 ^Feb. 26 Nebraska L 1-0  
 March 1 UTEP L 2-1 (11)  
 March 1 UTEP W 8-4  
 @March 3 Houston W 7-1  
 @March 3 at No. 23 Arizona St. L 6-2  
 @March 4 No. 11 Washington L 3-0  
 @March 4 at Grand Canyon L 6-1  
 @March 5 Charlotte W 7-6  
 #March 10 Buffalo W 6-0  
 #March 10 Manhattan W 7-6 (9)  
 #March 11 Buffalo W 4-1  
 #March 11 at Texas Tech L 14-5 (5)  
 #March 12 at Texas Tech L 7-2  
 \*March 17 at Utah State L 5-4 (10)  
 \*March 18 at Utah State L 8-0 (5)  
 \*March 19 at Utah State W 15-13  
 \*March 24 San José State L 12-10  
 \*March 25 San José State W 8-0 (6)  
 \*March 26 San José State W 8-6  
 March 28 New Mexico State W 8-2  
 \*March 31 at Fresno State L 3-1  
 \*April 1 at Fresno State L 1-0  
 \*April 2 at Fresno State L 4-1  
 \*April 6 Boise State L 13-2 (5)  
 \*April 7 Boise State L 14-1 (5)  
 \*April 8 Boise State L 13-0 (6)  
 \*April 15 Colorado State L 10-1 (5)  
 \*April 16 Colorado State W 12-4 (6)  
 \*April 21 at San Diego State L 4-1

\*April 22 at San Diego State L 6-0  
 \*April 23 at San Diego State L 5-2  
 \*April 28 Nevada W 4-3 (8)  
 \*April 29 Nevada W 6-3  
 \*April 30 Nevada L 13-8  
 \*May 5 at UNLV L 6-5  
 \*May 6 at UNLV L 10-9  
 & LSU Invitational (Baton Rouge, La.)  
 % Dr. Natalicio Memorial Tournament (El Paso, Texas)  
 ^ Troy Cox Classic (Las Cruces, N.M.)  
 @ ASU/GCU Tournament (Phoenix/ Tempe, Ariz.)  
 # Texas Tech Tournament (Lubbock, Texas)  
 \* Mountain West Games  
 Coach: Nicole Dickson

## 2024

Record: 16-38 | Conference: 8-14

Feb. 9 Tennessee State W 7-6  
 Feb. 9 at RV McNeese L 12-4 (6)  
 &Feb. 10 Chattanooga L 4-2  
 &Feb. 10 RV Cal L 16-3 (5)  
 &Feb. 11 at No. 21 Louisiana L 10-2 (5)  
 Feb. 14 at UTEP L 4-3 (8)  
 Feb. 14 at UTEP L 4-2  
 %Feb. 16 Marist W 13-3  
 %Feb. 16 at Abilene Christian L 7-3  
 %Feb. 17 Houston Christian L 3-1  
 %Feb. 18 Marist W 10-7  
 %Feb. 18 at Abilene Christian L 8-0 (5)  
 ^Feb. 23 Stephen F. Austin W 6-3  
 ^Feb. 23 at North Texas L 3-1  
 ^Feb. 24 Stephen F. Austin L 13-1 (5)  
 ^Feb. 24 at North Texas L 1-0 (8)  
 ^Feb. 25 Minnesota L 10-1  
 Feb. 28 Texas Tech L 9-2  
 @March 1 Pacific L 5-2  
 @March 1 Montana W 3-2  
 @March 2 Toledo W 5-1  
 @March 2 at Grand Canyon L 5-2  
 \*March 7 Cleveland State L 3-1  
 \$March 7 at Hawai'i L 3-1  
 \$March 8 UConn L 3-1  
 \$March 8 at Hawai'i W 5-4  
 March 12 at Texas Tech L 9-1 (5)  
 March 12 at Texas Tech L 14-5 (5)  
 \*March 15 at San José State W 6-5 (8)  
 \*March 16 at San José State L 4-1  
 \*March 17 at San José State L 9-3  
 \$March 19 UTEP W 6-1  
 \*March 22 UNLV L 7-5  
 \*March 23 UNLV W 2-1 (8)  
 \*March 23 UNLV L 8-2  
 March 26 at New Mexico State L 9-1 (5)  
 March 26 at New Mexico State L 8-4  
 \*March 28 at Nevada L 5-4  
 \*March 28 at Nevada L 8-2  
 \*March 29 at Nevada L 10-0 (5)  
 \*April 3 San Diego State L 4-2  
 \*April 3 San Diego State L 12-8  
 \*April 6 at Colorado State L 12-4 (5)  
 \*April 7 at Colorado State L 16-0 (5)  
 April 16 New Mexico State L 4-3  
 \*April 19 Utah State W 9-6  
 \*April 20 Utah State W 3-2  
 \*April 21 Utah State W 6-5  
 \*April 26 at Boise State L 5-4  
 \*April 27 at Boise State W 4-3  
 \*April 28 at Boise State L 8-4  
 \*May 2 Fresno State W 4-3 (9)  
 \*May 3 Fresno State W 4-1  
 \*May 4 Fresno State L 13-4  
 & Louisiana Classics (Lafayette, La.)  
 % ACU Tournament (Abilene, Texas)  
 ^ UNT Invite (Denton, Texas)  
 @ Purple Classic (Phoenix, Ariz.)  
 \$ Rainbow Wahine Classic (Honolulu, Hawai'i)  
 \* Mountain West Games  
 Coach: Nicole Dickson

## 2025

Record: 21-30-1 | Conference: 6-16

Feb. 6 Texas A&M-CC W 8-0  
 Feb. 6 at Sam Houston L 5-0  
 &Feb. 7 at Houston Christian W 1-0  
 &Feb. 7 at Houston L 9-8  
 &Feb. 8 at Houston Christian W 3-2  
 &Feb. 8 at Houston L 6-4 (10)  
 &Feb. 9 St. John's T 2-2 (8)  
 %Feb. 14 Fordham L 4-2  
 %Feb. 14 St. Thomas W 8-3  
 %Feb. 15 at Texas State L 3-0  
 %Feb. 15 St. Thomas L 5-4  
 %Feb. 16 at Texas State L 6-2  
 ^Feb. 21 North Dakota W 2-0  
 ^Feb. 22 Texas Southern W 10-5  
 ^Feb. 22 North Dakota L 10-9  
 ^Feb. 23 Texas Southern W 13-3 (5)  
 ^Feb. 23 at Tarleton State L 2-0  
 !Feb. 28 Northwestern State W 11-3 (5)  
 !Feb. 28 at No. 21 Mississippi St. L 6-1  
 !March 1 at No. 21 Mississippi St. L 10-4  
 !March 1 Alabama State W 6-3  
 !March 2 Alabama State W 6-0  
 @March 6 Saint Joseph's W 7-4  
 @March 7 San Diego W 2-0  
 @March 7 Penn W 4-1  
 @March 8 Saint Joseph's W 10-0 (5)  
 March 11 at New Mexico St. L 6-2  
 \*March 14 San José State L 12-3 (5)  
 \*March 15 San José State W 5-4  
 \*March 16 San José State W 6-4  
 \*March 21 at San Diego State L 1-0  
 \*March 22 at San Diego State L 6-2  
 \*March 23 at San Diego State L 7-1  
 March 25 at UC San Diego W 5-0  
 \*April 1 at Utah State L 7-6 (12)  
 \*April 1 at Utah State L 8-6 (5)  
 \*April 6 Boise State W 2-1  
 \*April 6 Boise State L 6-3  
 \*April 11 Colorado State W 6-3  
 \*April 12 Colorado State W 3-1  
 \*April 13 Colorado State L 4-1  
 April 15 at UTEP L 10-2 (5)  
 \*April 17 at Fresno State L 7-5  
 \*April 18 at Fresno State L 6-4  
 \*April 19 at Fresno State L 9-3  
 April 22 UTEP L 7-3  
 \*April 25 Nevada L 11-8  
 \*April 26 Nevada L 7-4  
 \*April 27 Nevada L 9-1 (6)  
 \*May 1 at UNLV W 5-0  
 \*May 2 at UNLV L 4-3  
 \*May 3 at UNLV L 3-1

& Houston Classic (Houston, Texas)  
 % Bobcat Tournament (San Marcos, Texas)  
 ^ Tarleton Invitational (Stephenville, Texas)  
 ! Bulldog Invitational (Starkville, Mississippi)  
 @ Purple Classic (Phoenix, Arizona)  
 \* Mountain West Games  
 Coach: Nicole Dickson



## ALL-TIME RESULTS

School	WON	LOST	TIE	School	WON	LOST	TIE	School	WON	LOST	TIE
Abilene Christian	0	2		Kansas	5	17		South Carolina	1	2	
Adams State	16	0		Kansas State	0	1		South Dakota	3	1	
Adelphi	1	1		Kent State	1	0		South Dakota State	2	0	
Alabama	0	6		Kentucky	1	1		South Florida	3	7	
Alabama State	2	0		Lamar	2	0		Southern California	1	0	
Arizona	4	43		La Salle	2	0		Southern Illinois	2	1	
Arizona State	5	40		Liberty	2	2		Southern Mississippi	0	2	
Arkansas	0	2		Lipscomb	1	0		Southern Utah	28	3	
Auburn	3	0		LIU-Brooklyn	0	1		Southern	1	0	
Baylor	6	12		Long Beach State	1	6		Southwest College	4	0	
Bethune-Cookman	3	0		Louisiana	0	3		SW Missouri/Missouri St.	2	7	
Boise State	13	25		Louisiana Monroe	1	1		Southwest Texas	1	0	
Boston College	2	0		Louisiana State	0	3		St. John's	0	0	1
Boston University	1	0		Louisiana Tech	3	3		St. Mary's	5	0	
Bowling Green State	0	1		Louisville	1	0		St. Thomas	1	1	
Bradley	4	0		Loyola Marymount	1	3		Stanford	3	3	
Brown	2	0		Loyola-Chicago	3	0		Stephen F. Austin	5	5	
Bryant	1	0		Maine	1	0		Stetson	2	0	
Buffalo	6	0		Manhattan	1	0		Stony Brook	1	0	
Butler	2	0		Marist	3	0		Syracuse	3	2	
BYU	17	41		Massachusetts	1	0		Tarleton	1	1	
California	1	6		McNeese	4	1		Temple	1	0	
Cal Poly Pomona	1	6		Memphis	1	0		Tennessee	0	1	
Cal Poly San Luis Obispo	0	5		Mercer	1	0		Tennessee Tech	2	0	
Cal State Bakersfield	6	1		Mesa	2	1		Tennessee State	1	1	
Cal State Fullerton	4	16		Metro State	1	0		Texas	0	9	
Cal State Northridge	7	20		Michigan	4	8		Texas A&M	6	17	
Canisius	1	1		Michigan State	3	3		Texas A&M- Corpus Christi	7	2	
Centenary	1	4		Middle Tennessee	2	0		Texas Southern	3	1	
Central Arizona	1	2		Minnesota	12	6		Texas State	3	8	
Central Arkansas	2	0		Mississippi	5	2		Texas Tech	28	32	
Central Michigan	7	3		Mississippi State	0	4		Texas Wesleyan	1	0	
Charleston	1	0		Missouri	2	8		Texas Women's University	1	5	
Charlotte	1	0		Montana	1	1		Toledo	2	1	
Chattanooga	0	1		Morehead State	1	0		Tulsa	8	8	
Cleveland State	0	1		Nebraska	9	10		UC Davis	2	0	
Colorado State	64	73		Nevada	9	29		UCLA	1	10	
Columbia	3	0		New Mexico Highlands	30	0		UC Riverside	6	2	
Connecticut	1	4	1	New Mexico State	88	75		UC San Diego	1	0	
Creighton	14	15		Nicholls	4	0		UC Santa Barbara	6	4	
DePaul	5	4		North Carolina	4	0		UM-Kansas City	1	0	
Detroit	3	0		North Dakota	5	1		UNLV	35	65	
Dixie State	1	0		North Dakota State	2	0		USIU	0	1	
Drake	2	2		North Texas	1	5		UT Arlington	9	8	
Eastern Arizona	1	0		Northeast Louisiana*	3	2		UT- San Antonio	4	5	
Eastern Illinois	1	0		Northern Arizona	12	0		Utah	39	77	1
Eastern Michigan	5	1		Northern Colorado	33	15		Utah State	33	31	
Eastern New Mexico	7	0		Northern Illinois	2	0		Utah Valley	9	2	
Eastern Oklahoma	1	0		Northern Iowa	1	1		UTEP	19	17	
Evansville	2	1		Northwestern	2	7		Virginia	4	2	
Florida	0	2		Northwestern State	2	0		Wagner College	1	0	
Florida International	2	0		Notre Dame	1	2		Washington	1	10	
Florida State	0	2		Ohio	2	0		Weber State	5	10	
Fordham	0	2		Ohio State	2	1		West Texas	4	0	
Fresno State	11	59		Oklahoma	5	15		Western Carolina	1	0	
Furman	3	1		Oklahoma City	4	1		Western Illinois	1	1	
George Washington	0	2		Oklahoma State	7	26		Western Kentucky	1	0	
Georgetown	2	0		Omaha	0	1		Western Michigan	6	4	
Georgia Southern	0	2		Oregon	3	6		Western New Mexico	6	1	
Georgia Tech	1	2		Oregon State	7	12		Wichita State	6	9	
Glendale	2	0		Pacific	4	6		Wisconsin	1	4	
Grand Canyon	1	5		Penn	1	0		Wright State	2	0	
Hampton	1	1		Penn State	4	1		Wyoming	7	5	
Harvard	2	1		Phoenix	0	1					
Hawaii	8	17		PIMA	4	0					
Houston	2	2		Portland State	5	1					
Houston Christian	2	1		Purdue	1	3					
Howard	1	0		Rutgers	1	1					
Idaho State	9	4		Sacramento State	6	17					
Illinois	2	3		Saint Joseph's	2	0					
Illinois State	3	1		Sam Houston	2	1					
Illinois-Chicago	4	1		San Diego	4	1					
Incarinate Word	1	0		San Diego State	36	88					
Indiana	4	2	1	San Francisco	0	2					
Indiana State	2	3		San José State	24	30					
Iowa	4	4		Santa Clara	9	3					
Iowa State	7	10		Seattle	8	6					
IPFW	1	0		South Alabama	0	1					

\*Now called Louisiana Monroe



## ALL-TIME SERIES vs. OPPONENTS

### ABILENE CHRISTIAN

Series Record: 0-2

2/16/24	L	7-3
2/18/24	L	8-0 (5)

### ADAMS STATE

Series Record: 16-0

2/26/87	W	4-3
2/26/87	W	7-0
2/20/88	W	8-1
2/20/88	W	7-0
3/16/88	W	8-1 (5)
3/16/88	W	7-0 (5)
2/22/92	W	7-0 (6)
2/22/92	W	9-0 (5)
2/20/93	W	10-0 (5)
2/20/93	W	11-0 (5)
2/8/96	W	11-0
2/11/96	W	8-3
2/11/96	W	8-0
2/8/97	W	6-1
2/8/97	W	12-2 (6)
2/8/98	W	17-0

### ADELPHI

Series Record: 1-1

3/18/89	L	10-5 (9)
3/15/90	W	7-4

### ALABAMA

Series Record: 0-6

3/28/98	L	5-0
2/15/08	L	10-2 (5) No. 2
2/15/14	L	9-1 (5) No. 4
3/18/16	L	6-1 No. 6
2/15/19	L	1-0 No. 7
2/13/22	L	8-3 No. 2

### ALABAMA STATE

Series Record: 2-0

3/1/25	W	6-3
3/2/25	W	6-0

### ARIZONA

Series Record: 4-43

3/18/78	L	10-3 (5)
3/18/78	L	6-3
3/23/78	L	8-4
4/10/78	W	1-0
4/15/78	W	6-4
3/14/79	L	4-2
3/23/79	L	8-0 (5)
4/20/79	L	9-3
4/20/79	L	8-1
3/13/80	W	4-3
4/26/87	L	6-0
3/2/89	L	1-0
3/1/90	L	4-3
4/27/90	L	5-0
4/27/90	W	2-1
3/5/92	L	12-0 (6)
3/10/92	L	5-0
3/10/92	L	5-3
2/27/94	L	5-1

2/27/94	L	7-5
3/4/95	L	11-0 (5)
3/5/95	L	8-0 (5)
2/19/00	L	17-1
2/24/03	L	8-0
3/7/03	L	9-0
2/6/04	L	12-0 (5) No. 2
2/8/04	L	11-0 (5) No. 2
2/12/06	L	9-1 (5) No. 5
3/24/07	L	13-0 (5) No. 5
3/24/07	L	8-0 (5) No. 5
3/25/07	L	11-3 (6) No. 5
3/14/08	L	8-1 No. 8
3/15/08	L	8-0 (5) No. 8
3/13/09	L	9-1 (5) No. 12
3/20/10	L	9-3 No. 2
3/26/10	L	8-0 No. 4
3/27/10	L	10-2 No. 4
3/28/10	L	14-0 No. 4
4/18/12	L	8-1 No. 13
4/18/12	L	5-0 No. 13
2/14/14	L	8-0 (5) No. 24
2/11/18	L	8-0 (5) No. 7
4/25/18	L	3-1 No. 10
2/16/19	L	15-1 (5) No. 9
2/19/21	L	5-2 No. 4
2/20/21	L	12-0 (5) No. 4
2/13/22	L	1-0 No. 9

### ARIZONA STATE

Series Record: 5-40

3/1/78	L	2-0
3/15/78	L	2-1
4/9/78	L	2-0
4/14/78	L	5-0
5/7/78	L	6-1
4/20/79	L	3-0
4/20/79	L	3-0
3/7/80	L	2-0
3/7/80	L	2-0
3/12/81	L	3-0
3/6/82	L	6-0
4/16/82	L	5-2
4/19/85	L	2-1
3/7/86	L	2-1
4/5/86	L	2-0
4/5/86	W	3-2
4/26/87	L	4-2
3/3/88	L	2-0 (8)
4/30/88	L	8-1
3/23/90	L	4-1
3/2/91	W	2-0
3/11/92	W	5-0
3/11/92	L	2-0
3/19/93	L	1-0
3/21/93	L	5-2
3/25/95	W	7-5
3/26/95	L	4-3
3/22/96	L	8-1
3/15/97	L	6-0
3/20/98	L	3-2
3/21/98	L	2-1
3/15/02	L	5-3
3/22/02	L	6-2

3/22/02	L	4-3
2/13/04	W	8-6 No. 20
2/11/06	L	3-2
2/9/07	L	3-0 No. 5
3/22/08	L	4-2 No. 1
3/12/09	L	6-3 No. 6
2/7/13	L	3-0 No. 4
2/6/14	L	9-0 (5) No. 7
2/21/20	L	15-0 (5) No. 16
2/26/21	L	13-1 (5) No. 11
2/28/21	L	11-3 (6) No. 11
3/3/23	L	6-2 No. 23

### ARKANSAS

Series Record: 0-2

2/19/16	L	2-1
3/18/16	L	4-3 (8)

### AUBURN

Series Record: 3-0

2/20/99	W	3-0
2/21/99	W	10-1
2/23/13	W	2-1

### BAYLOR

Series Record: 6-12

3/9/83	W	4-3
4/8/83	W	2-1
3/15/85	W	2-0
3/28/85	W	3-1
3/3/88	W	9-2
3/11/88	W	8-3
2/16/96	L	4-3 (8)
2/28/97	L	5-4
2/13/98	L	5-2
2/28/03	L	5-1
2/13/09	L	5-0
3/5/10	L	8-0 No. 25
3/5/10	L	7-3 No. 25
3/6/10	L	17-4 No. 25
3/6/10	L	5-4 No. 25
2/18/11	L	7-2
2/18/11	L	4-0
2/19/11	L	3-1

### BETHUNE-COOKMAN

Series Record: 3-0

3/16/99	W	8-0
3/16/99	W	3-0
2/20/16	W	8-4

### BOISE STATE

Series Record: 13-25

4/27/12	L	8-5
4/28/12	L	8-6
4/29/12	W	6-5 (8)
4/5/13	W	7-6
4/6/13	W	6-5
4/7/13	L	13-0 (5)
5/2/14	L	7-0
5/3/14	L	7-5 (8)
5/4/14	L	5-4
5/1/15	W	7-6
5/2/15	W	7-5



5/3/15	W	11-3 (5)
4/29/16	W	6-3
4/30/16	W	7-6
5/1/16	L	7-5
5/11/17	L	8-0
5/12/17	L	5-0
5/13/17	L	4-1
5/10/18	L	10-0 (5)
5/11/18	L	10-1 (5)
5/12/18	L	6-5
4/18/19	W	7-4
4/19/19	L	17-5 (5)
4/20/19	L	22-10
4/24/21	W	6-4
4/24/21	L	4-3
4/25/21	W	6-3
5/6/22	L	13-4 (5)
5/6/22	L	8-0 (5)
5/8/22	L	7-2
4/6/23	L	13-2 (5)
4/7/23	L	14-1 (5)
4/8/23	L	13-0 (6)
4/26/24	L	5-4
4/27/24	W	4-3
4/28/24	L	8-4
4/6/25	W	2-1
4/6/25	L	6-3

#### Series Notes

Last win .....	4/6/25 (2-1)
Last loss .....	4/6/25 (6-3)
Last home win .....	4/6/25 (2-1)
Last home loss .....	4/6/25 (6-3)
Last road win .....	4/27/24 (4-3)
Last road loss .....	4/28/24 (8-4)
Last season sweep .....	2015
Last season swept .....	2023
Last series win .....	2021
Last five games .....	2-3
Last 10 games .....	2-8
Last shutout win .....	N/A
Last shutout loss .....	4/8/23 (13-0 /6)
Longest win streak .....	5 (5/1/15-4/30/16)
Longest losing streak .....	7 (2x, last: 5/6/22-4/26/24)

### BOSTON COLLEGE

#### Series Record: 2-0

3/12/11	W	4-1
3/13/11	W	6-5 (9)

### BOSTON UNIVERSITY

#### Series Record: 1-0

2/24/02	W	1-0
---------	---	-----

### BOWLING GREEN STATE

#### Series Record: 0-1

3/3/18	L	7-3
--------	---	-----

### BRADLEY

#### Series Record: 4-0

3/16/90	W	6-0
3/14/10	W	14-5
2/16/13	W	3-1
3/8/13	W	7-1

### BROWN

#### Series Record: 2-0

3/23/01	W	11-2
3/25/01	W	8-0

### BRYANT

#### Series Record: 1-0

2/17/12	W	15-1 (5)
---------	---	----------

### BUFFALO

#### Series Record: 6-0

2/28/14	W	5-2
3/1/14	W	5-2
2/26/22	W	6-2
2/17/23	W	11-2 (5)
3/10/23	W	6-0
3/11/23	W	4-1

### BUTLER

#### Series Record: 2-0

3/28/98	W	6-1
2/27/99	W	13-0

### BYU

#### Series Record: 17-41

3/7/85	W	5-0
3/8/86	W	6-0
3/5/87	W	5-0
4/7/00	W	5-0
4/7/00	W	9-3
4/29/00	L	4-3
4/29/00	L	6-2
3/31/01	L	4-1
3/31/01	W	4-3
4/21/01	W	2-0
4/21/01	L	7-0
5/10/01	L	4-3
4/6/02	W	7-6
4/6/02	L	6-0
5/4/02	W	8-7
5/4/02	W	6-2
5/9/02	W	4-1
3/22/03	L	3-2
4/10/03	W	4-2
4/10/03	L	5-2
4/25/03	L	7-1
4/25/03	W	4-3
4/17/04	L	2-1
4/30/04	L	7-4
4/30/04	L	4-0
5/14/04	W	1-0
4/16/05	L	4-1
4/16/05	L	7-6
4/28/05	L	4-0
4/28/05	L	9-7
5/13/05	L	2-1
4/13/06	L	11-1 (5)
4/13/06	L	12-10 (8)
4/29/06	L	9-8
4/29/06	L	16-1 (5)
4/20/07	L	7-4
4/21/07	L	6-5
5/3/07	L	4-1
5/3/07	L	7-4
4/3/08	W	3-1
4/3/08	L	9-5
5/9/08	L	4-0
5/10/08	L	8-4

4/3/09	L	13-4 (6)
4/4/09	L	10-3
5/7/09	L	6-3
4/15/10	L	10-5
4/30/10	L	11-6
5/1/10	L	6-1
4/21/11	L	11-3 (6)
5/6/11	L	8-3
5/7/11	W	3-2
3/2/13	L	6-1
2/6/15	L	2-0
2/16/18	L	8-1
3/31/22	W	8-3
3/31/22	L	12-1 (5)
4/1/22	L	17-1 (5)

### CALIFORNIA

#### Series Record: 1-6

3/26/81	W	1-0
3/17/89	L	3-1
2/21/97	L	6-4
3/3/01	L	3-1
2/7/14	L	8-2 No. 24
2/23/20	L	5-3
2/10/24	L	16-3 (5)

### CAL POLY POMONA

#### Series Record: 1-6

4/20/80	L	1-0 (8)
5/22/80	L	3-1
3/14/81	L	2-1
3/4/82	L	7-2
3/25/83	L	4-0
3/9/91	L	2-1 (17)
3/13/92	W	3-2

### CAL POLY SLO

#### Series Record: 0-5

2/19/06	L	10-4
2/26/12	L	4-2
2/8/13	L	3-2
2/23/14	L	6-1
2/13/16	L	2-0

### CAL STATE BAKERSFIELD

#### Series Record: 6-1

3/13/92	W	2-1
3/2/12	W	8-0 (6)
3/3/12	W	18-11
3/6/15	L	8-7 (8)
3/7/15	W	8-1
2/23/23	W	8-2
2/23/23	W	10-3

### CAL STATE FULLERTON

#### Series Record: 4-16

4/17/83	L	5-1
4/17/83	L	4-3
5/13/83	L	6-0
5/14/83	W	4-0
5/15/83	L	6-0
3/8/91	L	5-1
3/8/91	W	2-0
3/15/95	L	3-0



3/16/95	L	7-2
3/13/96	L	3-1
2/5/00	L	9-5
2/5/00	L	3-2
2/3/01	L	10-2
2/3/01	W	11-2
3/16/02	L	9-0
3/20/08	L	4-3
2/24/12	W	5-4
3/20/16	L	2-0
2/15/19	L	6-2
3/3/19	L	19-1 (5)

## CAL STATE NORTHRIDGE

Series Record: 7-20

3/14/92	L	1-0
3/14/93	L	4-0
3/14/93	L	2-1
5/1/93	L	4-0
5/1/93	L	10-1
4/8/94	W	2-1
4/8/94	L	10-0 (5)
4/30/94	L	5-1
4/30/94	L	7-1
3/31/95	L	2-0
3/31/95	L	7-3
4/29/95	L	6-0
4/29/95	L	7-0
3/15/96	W	7-1
3/15/96	L	1-0 (11)
4/20/96	L	4-3
4/20/96	L	12-4
2/15/02	W	1-0
2/15/03	L	10-1
2/7/04	W	6-2
2/10/06	L	15-7 (8)
4/8/12	W	5-1
4/8/12	W	12-10
2/21/14	L	5-2
2/7/15	L	5-1
2/13/15	L	3-2
2/18/18	W	5-2

## CANISIUS

Series Record: 1-1

3/18/00	L	2-1
2/22/19	W	10-0 (5)

## CENTENARY

Series Record: 1-4

3/24/01	W	3-0
3/13/04	L	6-1
3/13/04	L	3-2
3/4/05	L	4-3
3/3/07	L	3-2

## CENTRAL ARIZONA

Series Record: 1-2

4/7/78	W	11-4
3/8/84	L	4-0
3/8/85	L	2-0

## CENTRAL ARKANSAS

Series Record: 2-0

2/17/12	W	10-8
2/18/12	W	5-3

## CENTRAL MICHIGAN

Series Record: 7-3

3/16/85	W	1-0 (8)
3/28/87	W	2-0 (10)
3/23/90	W	2-1
3/2/92	W	4-0
3/2/92	L	3-1
3/22/96	L	5-4
3/24/96	W	4-2
2/18/06	L	6-2
2/15/13	W	4-1
2/17/13	W	4-0 (6)

## CHARLESTON

Series Record: 1-0

3/14/15	W	7-4
---------	---	-----

## CHARLOTTE

Series Record: 1-0

3/5/23	W	7-6
--------	---	-----

## CHATTANOOGA

Series Record: 0-1

2/10/24	L	4-2
---------	---	-----

## CLEVELAND STATE

Series Record: 0-1

3/7/24	L	3-1
--------	---	-----

## COLORADO STATE

Series Record: 64-73

4/29/78	W	10-4
4/26/79	W	13-1
4/26/79	W	4-2
4/27/84	W	2-0
4/27/84	W	5-3
4/6/85	W	3-0
4/6/85	L	1-0
3/22/86	W	4-1
3/27/86	W	2-0
4/25/86	W	1-0
4/25/86	W	4-2
4/4/87	W	2-1
4/4/87	W	4-0
4/7/88	W	9-3
4/7/88	L	3-2
4/8/89	L	1-0
4/8/89	W	5-1
3/1/90	L	6-1
4/14/90	L	1-0
4/14/90	L	9-1
4/13/91	W	7-3
4/13/91	W	1-0
4/17/92	W	1-0
4/17/92	W	3-1 (8)
5/10/92	W	1-0
4/16/94	L	1-0
4/16/94	W	15-0 (5)
4/17/94	W	9-5

4/17/94	W	8-2
5/7/94	L	5-2
5/7/94	W	7-1
5/8/94	W	18-6 (5)
5/8/94	W	9-1 (6)
4/15/95	L	4-0
4/15/95	L	10-0 (6)
4/16/95	L	6-5
5/12/95	L	5-3
5/12/95	W	3-0
3/30/96	L	4-1
3/31/96	W	5-3
5/10/96	L	3-1
5/10/96	L	11-1 (6)
4/5/97	L	5-3
4/4/97	L	4-1
4/13/97	L	5-3
4/13/97	L	11-2
3/6/98	W	6-0
3/6/98	L	9-3
4/17/98	L	5-4
4/17/98	W	7-4
5/8/99	W	5-2
5/8/99	W	2-1
5/9/99	W	3-2
4/1/00	W	7-2
4/1/00	W	7-2
4/22/00	W	5-2
4/22/00	W	4-3
5/13/00	W	3-2
4/7/01	W	2-1
4/7/01	W	11-0
4/28/01	L	3-0
4/28/01	L	4-2
5/10/01	W	2-0
3/30/02	L	11-1
3/30/02	W	2-1
4/20/02	W	7-1
5/10/02	L	5-3
4/5/03	L	1-0
4/5/03	L	6-3
4/30/03	L	4-0
4/30/03	L	8-2
5/8/04	L	2-1
5/8/04	L	3-1
5/9/04	L	8-0
5/9/04	L	6-4
2/9/05	L	6-5
4/9/05	L	5-4
4/9/05	L	4-1
4/23/05	L	5-0
4/23/05	L	5-2
4/1/06	L	12-7
4/1/06	L	9-3
5/6/06	W	3-2
5/6/06	L	6-1
5/11/07	W	10-8
5/11/07	L	9-8
5/12/07	L	6-5 (8)
5/12/07	L	11-0 (5)
4/12/08	W	15-4 (5)
4/13/08	W	4-1
4/27/08	W	8-2 (8)
4/27/08	L	11-1 (5)



4/19/09	L	2-1
4/19/09	L	4-3 (9)
5/2/09	W	6-4
4/24/10	L	2-1
4/25/10	L	9-5
5/8/10	L	4-1
4/16/11	W	13-5 (5)
4/17/11	W	19-6 (5)
4/30/11	W	13-7
5/10/12	L	8-0 (5)
5/10/12	L	6-5
5/11/12	L	10-5
5/9/13	L	3-2
5/10/13	L	11-5
5/11/13	L	10-5
4/22/14	L	6-0
4/22/14	W	6-3
4/23/14	L	13-5 (5)
4/10/15	L	2-0
4/11/15	W	4-3
4/12/15	W	7-4
4/15/16	W	14-3 (6)
4/15/16	W	7-6
3/31/17	L	12-2 (6)
4/1/17	W	7-3
4/2/17	W	8-6
4/7/18	W	5-3 (10)
4/7/18	L	8-0 (6)
4/8/18	L	12-4 (5)
3/22/19	L	9-7
3/23/19	L	9-1 (5)
3/24/19	L	16-3 (5)
3/27/21	L	3-2
3/27/21	W	7-6
3/28/21	L	8-6
4/8/22	L	5-2
4/9/22	W	4-2
4/10/22	L	8-0 (5)
4/15/23	L	10-1 (5)
4/16/23	W	12-4 (6)
4/6/24	L	12-4 (5)
4/7/24	L	16-0 (5)
4/11/25	W	6-3
4/12/25	W	3-1
4/13/25	L	4-1

#### Series Notes

Last win .....	4/12/25 (3-1)
Last loss .....	4/13/25 (4-1)
Last home win .....	4/12/25 (3-1)
Last home loss .....	4/13/25 (4-1)
Last road win .....	4/9/22 (4-2)
Last road loss .....	4/7/24 (16-0 /5)
Last season sweep .....	2016
Last season swept .....	2024
Last series win .....	2025
Last five games .....	2-3
Last 10 games .....	4-6
Last shutout win .....	5/10/01 (2-0)
Last shutout loss .....	4/7/24 (16-0 /5)
Longest win streak .....	11 (4/17/98-4/7/01)
Longest losing streak .....	16 (5/10/02-4/1/06)

### COLUMBIA

#### Series Record: 3-0

3/8/03	W	5-1
3/5/04	W	2-1
3/6/04	W	5-4

### CONNECTICUT

#### Series Record: 1-4-1

3/14/90	L	6-0
3/14/90	L	4-0
3/15/03	T	1-1
3/22/03	W	2-1
3/3/19	L	2-1
3/8/24	L	3-1

### CREIGHTON

#### Series Record: 14-15

3/14/80	W	3-2
3/9/81	W	2-0
3/9/81	L	7-0
3/12/86	L	2-1 (10)
3/12/86	W	2-0
5/9/86	W	1-0
5/10/86	L	3-0
4/3/87	L	5-2
4/3/87	L	7-4
4/7/89	L	4-3
4/7/89	W	4-3 (8)
5/11/89	L	4-1
4/12/90	L	2-0
4/12/90	W	1-0
5/11/90	W	8-1
5/12/90	L	2-0
5/12/90	L	4-3 (9)
4/11/91	W	8-2
4/11/91	W	2-1
5/11/91	L	1-0
3/15/92	L	3-0
4/18/93	W	1-0
4/18/93	L	1-0
3/26/93	W	1-0
2/22/04	W	2-1
2/7/13	L	5-1
2/9/19	W	8-0 (5)
2/19/22	L	5-2
2/24/23	W	4-0

### DEPAUL

#### Series Record: 5-4

3/14/92	W	3-2
2/25/95	W	6-0
2/25/95	L	8-5
3/14/02	L	7-1
3/14/09	W	1-0 No. 20
3/18/11	W	4-1
3/19/16	W	8-6 (10)
2/21/19	L	9-5
2/23/19	L	4-2

### DETROIT

#### Series Record: 3-0

3/7/14	W	6-5
3/8/14	W	10-3
3/8/14	W	13-3 (5)

### DIXIE STATE

#### Series Record: 1-0

3/11/22	W	7-6
---------	---	-----

### DRAKE

#### Series Record: 2-2

2/22/03	L	3-2
3/9/07	W	5-4
3/10/07	W	8-4
2/20/09	L	7-5

### EASTERN ARIZONA

#### Series Record: 1-0

3/12/83	W	10-0 (5)
---------	---	----------

### EASTERN ILLINOIS

#### Series Record: 1-0

3/17/01	W	8-0
---------	---	-----

### EASTERN MICHIGAN

#### Series Record: 5-1

3/14/89	W	4-1
3/14/89	W	2-1 (8)
3/1/91	W	7-5
3/4/91	L	2-0
3/4/91	W	4-3
3/1/03	W	7-4

### EASTERN NEW MEXICO

#### Series Record: 7-0

3/12/90	W	7-2
3/12/90	W	6-3
2/6/98	W	15-1
2/5/99	W	7-0
2/5/99	W	10-0
4/6/04	W	1-0
3/27/07	W	19-2(5)

### EASTERN OKLAHOMA

#### Series Record: 1-0

3/21/80	W	3-2 (8)
---------	---	---------

### EVANSVILLE

#### Series Record: 2-1

2/9/08	W	4-1
2/9/08	L	10-4
2/10/08	W	9-1 (5)

### FLORIDA

#### Series Record: 0-2

2/11/07	L	5-0
2/28/19	L	1-0 (8) No. 3

### FLORIDA INTERNATIONAL

#### Series Record: 2-0

3/11/11	W	10-2 (5)
3/12/11	W	9-4

### FLORIDA STATE

#### Series Record: 0-2

3/31/85	L	3-2 (10)
3/11/89	L	3-2

### FORDHAM

#### Series Record: 0-2

3/17/00	L	2-0
2/14/25	L	4-2



## FRESNO STATE

### Series Record: 11-59

3/14/81	W	2-1	
3/2/90	L	3-1	
2/28/91	L	15-4	
4/4/93	W	5-3 (11)	
4/4/93	W	1-0	
5/15/93	W	2-1	
5/15/93	L	10-0 (6)	
3/18/94	L	4-0	
3/18/94	L	4-2	
4/23/94	L	5-0	
4/23/94	L	6-1	
3/18/95	L	10-0 (5)	
3/18/95	L	4-3	
4/21/95	L	11-2	
4/21/95	L	7-4	
4/12/96	L	8-1	
4/12/96	L	4-0	
4/27/96	L	7-0	
4/27/96	L	4-1	
3/29/97	L	1-0	
3/29/97	L	4-0	
4/17/97	L	3-0	
4/19/97	W	3-1	
4/5/98	L	9-0	
4/5/98	L	5-3	
4/25/98	L	2-1	
4/25/98	L	3-2	
3/26/99	L	6-1	
3/27/99	L	5-1	
3/27/99	L	4-1	
2/18/01	L	4-0	
2/16/03	L	10-0	
2/10/07	L	8-1	No. 21
3/21/10	L	8-2	
5/3/13	L	3-0	
5/4/13	L	2-1	
5/5/13	L	4-0	
4/4/14	W	11-9 (8)	
4/5/14	L	9-0	
4/6/14	L	20-0 (5)	
4/7/15	L	7-1	
4/8/15	L	4-0	
4/8/15	L	4-1	
4/8/16	L	11-5	No. 23
4/9/16	L	6-2	
4/9/16	L	11-1 (5)	No. 23
5/5/17	L	5-0	
5/6/17	L	10-1 (5)	
5/7/17	L	3-1	
3/29/18	W	4-3	
3/30/18	L	14-4 (5)	
3/31/18	L	10-0 (5)	
4/26/19	L	9-1 (5)	
4/27/19	L	5-1	
4/28/19	L	4-0	
4/2/21	L	6-0	
4/2/21	L	9-1 (6)	
4/3/21	L	14-0 (5)	
4/14/22	L	7-6 (8)	
4/15/22	W	6-5	
4/16/22	W	4-1	
3/31/23	L	3-1	

4/1/23	L	1-0
4/2/23	L	4-1
5/2/24	W	4-3 (9)
5/3/24	W	4-1
5/4/24	L	13-4
4/17/25	L	7-5
4/18/25	L	6-4
4/19/25	L	9-3

### Series Notes

Last win .....	5/3/24 (4-1)
Last loss .....	4/19/25 (9-3)
Last home win .....	5/3/24 (4-1)
Last home loss .....	5/4/24 (13-4)
Last road win .....	5/15/93 (2-1)
Last road loss .....	4/19/25 (9-3)
Last season sweep .....	NA
Last season swept .....	2025
Last series win .....	2024
Last five games .....	1-4
Last 10 games .....	3-7
Last shutout win .....	NA
Last shutout loss .....	4/1/23 (1-0)
Longest win streak .....	3 (4/4/93-5/15/93)
Longest losing streak .....	16 (5/15/93-4/17/97)

## FURMAN

### Series Record: 3-1

2/24/94	W	1-0
2/24/94	W	7-1
3/2/97	W	11-1
3/14/15	L	7-5

## GEORGE WASHINGTON

### Series Record: 0-2

2/23/18	L	8-3
2/25/18	L	5-2

## GEORGETOWN

### Series Record: 2-0

3/7/08	W	6-5
3/8/08	W	5-4

## GEORGIA SOUTHERN

### Series Record: 0-2

3/12/15	L	4-2 (9)
3/12/15	L	4-2

## GEORGIA TECH

### Series Record: 1-2

3/2/07	L	11-3 (6)	No. 21
2/15/08	W	1-0	
2/16/08	L	6-0	

## GLENDALE

### Series Record: 2-0

4/10/78	W	1-0
3/29/79	W	11-3 (5)

## GRAND CANYON

### Series Record: 1-5

2/15/14	L	4-2
2/8/20	W	9-4
2/9/20	L	7-6
2/27/21	L	10-0 (6)
3/4/23	L	6-1
3/2/24	L	5-2

## HAMPTON

### Series Record: 1-1

2/15/13	W	11-3 (6)
2/16/13	L	7-2 (8)

## HARVARD

### Series Record: 2-1

3/3/01	W	9-0
3/26/04	W	10-4
3/27/04	L	8-0 (5)

## HAWAII

### Series Record: 8-17

3/12/91	W	2-1
3/13/91	L	4-1
3/13/91	L	1-0
3/28/92	L	4-3
2/25/93	W	3-2
3/20/93	L	2-1
3/26/97	L	10-7
3/26/97	L	10-2
4/30/97	W	12-4
4/30/97	L	14-0
4/11/98	L	3-0
4/11/98	L	4-1
4/12/98	L	6-0
4/12/98	L	4-2
3/23/99	L	9-6
3/24/99	W	3-2
3/24/99	W	7-5
5/13/99	L	3-2
2/17/06	W	7-3
2/16/18	L	5-1
2/20/19	L	2-1
2/22/19	L	3-2
2/23/19	W	3-2
3/7/24	L	3-1
3/8/24	W	5-4

## HOUSTON

### Series Record: 2-2

2/19/15	W	2-1
3/3/23	W	7-1
2/7/25	L	9-8
2/8/25	L	6-4 (10)

## HOUSTON CHRISTIAN

### Series Record: 2-1

2/17/24	L	3-1
2/7/25	W	1-0
2/8/25	W	3-2

## HOWARD

### Series Record: 1-0

3/10/18	W	17-1 (5)
---------	---	----------

## IDAHO STATE

### Series Record: 9-4

5/12/78	W	5-2
4/5/80	W	6-3
4/5/80	W	10-0
4/25/81	W	2-0
4/25/81	W	1-0
5/7/81	W	4-2

4/10/82	L	6-3 (10)
4/10/82	L	7-01
2/11/12	W	9-8
2/28/14	W	11-10
3/2/14	L	12-9 (6)
2/27/16	W	4-2
2/28/16	L	5-4

## ILLINOIS

### Series Record: 2-3

2/9/03	L	10-2
3/20/08	W	6-5
3/12/10	L	7-0
2/20/15	L	12-4 (6)
2/21/15	W	12-4

## ILLINOIS STATE

### Series Record: 3-1

5/22/81	W	1-0
3/25/88	L	5-4
3/20/93	W	1-0
3/21/93	W	2-1

## ILLINOIS-CHICAGO

### Series Record: 4-1

2/15/97	W	2-0
2/14/98	L	9-0
2/26/00	W	5-4
2/22/02	W	5-4
2/16/19	W	13-5 (6)

## INCARNATE WORD

### Series Record: 1-0

2/25/17	W	11-0
---------	---	------

## INDIANA

### Series Record: 4-2-1

3/26/82	L	8-0
3/14/85	W	1-0 (8)
3/16/86	W	4-1
3/17/89	W	4-2
2/1/02	T	2-2
2/2/02	L	5-4
2/14/15	W	9-8

## INDIANA STATE

### Series Record: 2-3

3/10/88	L	1-0
3/12/05	W	4-1
3/12/05	W	4-1
3/13/05	L	8-4
3/3/07	L	10-1 (5)

## IOWA

### Series Record: 4-4

3/19/81	L	1-0
3/14/86	L	1-0
3/12/87	W	4-3
3/10/88	L	5-2
2/23/90	W	3-2
2/23/90	W	5-1
3/27/92	L	1-0
3/26/93	W	3-1

## IOWA STATE

### Series Record: 7-10

3/4/81	W	3-1
3/4/81	L	1-0
3/5/81	W	4-0
3/5/81	L	2-0
3/18/82	L	2-1
3/16/84	W	4-1
3/18/90	L	1-0
4/27/91	W	2-0
3/20/98	L	6-0
3/21/98	W	8-0
2/17/01	L	2-0
3/14/03	L	2-1
3/7/09	W	3-1
3/7/09	W	12-4 (5)
3/8/09	L	18-5 (5)
3/8/09	L	7-5 (10)
2/27/16	L	6-0

## IPFW

### Series Record: 1-0

2/17/13	W	1-0 (8)
---------	---	---------

## KANSAS

### Series Record: 5-17

3/11/79	L	7-2
3/11/79	W	5-0
3/9/80	W	6-2
3/9/80	L	7-5
3/15/80	L	13-7
4/18/82	L	6-0
3/15/83	L	3-0
3/15/83	W	5-0
3/13/84	L	6-0
3/13/84	W	7-2
3/7/85	L	3-2
3/7/86	L	4-0
3/16/86	L	8-2
3/18/89	L	6-1
2/17/96	L	4-1
2/29/96	L	1-0
2/15/97	L	6-5
2/2/01	L	7-6
2/4/01	L	2-1
3/10/07	L	5-0
3/11/07	L	4-0
2/24/13	W	2-1

## KANSAS STATE

### Series Record: 0-1

3/18/83	L	4-3
---------	---	-----

## KENT STATE

### Series Record: 1-0

2/27/98	W	4-2
---------	---	-----

## KENTUCKY

### Series Record: 1-1

2/18/00	W	5-2
2/14/16	L	15-6(5) No. 18

## LAMAR

### Series Record: 2-0

2/18/22	W	2-1
2/19/22	W	6-4 (12)

## LA SALLE

### Series Record: 2-0

2/28/20	W	11-7
2/29/20	W	13-5 (5)

## LIBERTY

### Series Record: 2-2

3/18/05	W	4-2
3/20/05	W	10-2
3/7/20	L	7-2
3/8/20	L	11-3 (5)

## LIPSCOMB

### Series Record: 1-0

3/2/07	W	12-8
--------	---	------

## LIU-BROOKLYN

### Series Record: 0-1

2/21/14	L	4-2
---------	---	-----

## LONG BEACH STATE

### Series Record: 1-6

3/13/92	L	3-2 (10)
3/21/93	L	4-0
2/16/01	W	5-1
3/4/01	L	1-0
3/19/08	L	10-2 (5) No. 23
3/2/13	L	6-2
2/22/14	L	17-0 (6)

## LOUISIANA

### Series Record: 0-3

3/5/09	L	9-0 (5) No. 16
3/19/11	L	8-4 No. 19
2/11/24	L	10-2 (5) No. 21

## LOUISIANA MONROE

### Series Record: 1-1

2/8/03	W	2-1
2/9/03	L	8-2

## LSU

### Series Record: 0-3

2/21/14	L	4-2
2/10/23	L	11-3 (6) No. 25
2/11/23	L	11-3 (6) No. 25

## LOUISIANA TECH

### Series Record: 3-3

3/18/83	L	1-0
3/16/84	L	4-2
3/29/85	L	2-0
4/28/90	W	5-2
4/28/90	W	3-1
2/14/98	W	3-2

## LOUISVILLE

### Series Record: 1-0

3/16/01	W	6-1
---------	---	-----



## LOYOLA MARYMOUNT

Series Record: 1-3

2/15/03	L	5-3
2/19/16	W	6-5
3/1/19	L	4-2
3/10/19	L	6-2

## LOYOLA-CHICAGO

Series Record: 3-0

3/1/96	W	11-5
2/28/98	W	8-0
2/19/05	W	5-1

## MAINE

Series Record: 1-0

3/12/22	W	10-2
---------	---	------

## MANHATTAN

Series Record: 1-0

3/10/23	W	7-6 (9)
---------	---	---------

## MARIST

Series Record: 3-0

3/13/15	W	9-2
2/16/24	W	13-3
2/18/24	W	10-7

## MASSACHUSETTS

Series Record: 1-0

3/17/89	W	5-0
---------	---	-----

## McNEESE

Series Record: 4-1

3/1/91	W	2-0
2/25/00	W	7-2
3/14/04	W	5-2
3/14/04	W	4-2
2/9/24	L	12-4 (6)

## MEMPHIS

Series Record: 1-0

3/13/15	W	6-1
---------	---	-----

## MERCER

Series Record: 1-0

3/28/98	W	8-3
---------	---	-----

## MESA

Series Record: 2-1

3/24/79	L	3-2
3/10/83	W	9-0 (5)
3/8/84	W	3-2

## METRO STATE

Series Record: 1-0

3/6/86	W	12-0 (5)
--------	---	----------

## MICHIGAN

Series Record: 4-8

3/6/87	L	10-3
3/26/88	L	2-1
2/27/89	L	5-4 (10)
2/29/89	W	6-1
3/2/89	L	4-3 (9)

2/25/91	W	2-1
2/25/91	L	2-0
3/21/91	L	3-0
2/24/92	L	5-1
2/24/92	L	6-3
2/25/92	W	5-2
2/25/92	W	4-3

## MICHIGAN STATE

Series Record: 3-3

3/24/78	L	3-2
3/25/78	W	4-3
3/23/79	L	8-0 (5)
3/10/94	L	5-0
3/10/94	W	16-1 (5)
2/23/01	W	13-7

## MIDDLE TENNESSEE

Series Record: 2-0

3/27/98	W	10-2
2/16/08	W	7-5

## MINNESOTA

Series Record: 12-6

3/28/80	W	4-3 (8)
4/19/80	W	2-0
3/11/83	W	2-1
3/9/84	W	2-0
3/8/86	W	1-0 (10)
3/7/87	L	3-0
3/1/90	W	3-0
2/23/94	W	4-3 (8)
2/23/94	W	10-0 (5)
2/23/95	L	9-1 (5)
2/23/95	W	6-5 (8)
2/29/96	W	6-5 (8)
2/27/97	L	4-2
3/3/00	W	3-2 (9)
3/5/00	W	9-5
3/17/00	L	1-0
3/14/03	L	5-0
2/25/24	L	10-1

## MISSISSIPPI

Series Record: 5-2

3/3/00	W	6-2
3/4/00	W	8-0
2/1/01	W	4-3
2/1/01	W	4-0
2/1/02	L	10-9
2/7/04	W	1-0
2/15/09	L	6-3

## MISSISSIPPI STATE

Series Record: 0-4

3/14/97	L	4-0
3/15/97	L	7-2
2/28/25	L	6-1 No. 21
3/1/25	L	10-4 No. 21

## MISSOURI

Series Record: 2-8

3/21/80	L	3-2
3/20/81	L	10-3

3/16/85	W	1-0
3/14/87	L	7-2
3/10/89	L	5-3 (9)
3/23/91	L	5-1
2/24/02	L	4-0
2/23/08	W	6-4
3/12/10	L	2-0 No. 3
2/22/20	L	5-0 No. 18

## MONTANA

Series Record: 1-1

2/24/18	L	4-2
3/1/24	W	3-2

## MOREHEAD STATE

Series Record: 1-0

3/16/01	W	4-0
---------	---	-----

## NEBRASKA

Series Record: 9-10

3/29/79	W	6-1
3/21/81	W	3-2
3/12/83	W	4-1
3/17/83	W	2-0
3/9/84	W	1-0
3/10/84	L	2-1 (8)
3/3/88	W	3-1
3/25/88	L	2-0
3/3/89	W	10-0 (5)
3/26/92	W	3-2
2/16/96	L	5-2
2/25/01	L	3-0
2/23/02	L	6-0
2/18/05	L	3-0
3/14/09	L	3-0
2/10/13	L	11-0 (5)
3/19/16	W	6-3 No. 23
2/25/23	L	15-0 (5)
2/26/23	L	1-0

## NEVADA

Series Record: 9-29

2/14/04	L	6-5
3/13/11	L	12-5
4/19/13	L	9-6
4/20/13	L	6-4
4/21/13	L	10-1 (6)
3/28/14	L	13-5 (5)
3/29/14	L	8-0 (6)
3/30/14	L	3-1
4/2/15	W	4-3
4/3/15	W	6-5
4/4/15	L	7-4
4/1/16	L	5-1
4/2/16	L	4-0
4/3/16	W	3-2
4/7/17	L	10-2 (6)
4/8/17	L	8-2
4/9/17	W	9-6
3/24/18	L	16-8 (6)
3/24/18	W	7-6
3/25/18	L	21-7 (5)
3/29/19	L	7-1
3/30/19	L	11-6

3/31/19	L	21-1 (5)
4/10/21	W	12-4 (5)
4/10/21	L	8-7
4/11/21	L	7-0
4/22/22	L	7-3
4/23/22	L	6-5
4/24/22	W	6-3
4/28/23	W	4-3 (8)
4/29/23	W	6-3
4/30/23	L	13-8
3/28/24	L	5-4
3/28/24	L	8-2
3/29/24	L	10-0 (5)
4/25/25	L	11-8
4/26/25	L	7-4
4/27/25	L	9-1 (6)

#### Series Notes

Last win .....	4/29/23 (6-3)
Last loss .....	4/27/25 (9-1 /6)
Last home win .....	4/29/23 (6-3)
Last home loss .....	4/27/25 (9-1 /6)
Last road win .....	4/24/22 (6-3)
Last road loss .....	3/29/24 (10-0 /5)
Last season sweep .....	NA
Last season swept .....	2025
Last series win .....	2023
Last five games .....	0-5
Last 10 games .....	3-7
Last shutout win .....	NA
Last shutout loss .....	3/29/24 (10-0 /5)
Longest win streak .....	3 (4/24/22- 4/29/23)
Longest losing streak .....	8 (2/14/04-3/30/14)

### NEW MEXICO HIGHLANDS

#### Series Record: 30-0

3/5/83	W	8-0 (5)
3/5/83	W	6-4
3/4/84	W	3-0
3/4/84	W	8-1
3/2/85	W	10-0 (6)
3/2/85	W	4-0
3/3/85	W	11-0 (5)
3/3/85	W	14-0 (5)
4/1/87	W	7-0
4/1/87	W	8-1
3/23/88	W	5-1
3/23/88	W	12-0 (5)
2/22/89	W	6-1
2/22/89	W	2-1
3/30/89	W	6-0
3/3/89	W	10-0 (6)
2/17/90	W	9-0
2/17/90	W	11-0
2/18/90	W	10-0
2/18/90	W	7-0
2/16/91	W	6-2
2/16/91	W	6-0
2/17/91	W	10-0 (6)
2/17/91	W	10-0 (5)
2/20/92	W	7-0 (5)
2/20/92	W	3-0
2/19/93	W	10-0 (6)
2/19/93	W	5-0
2/13/99	W	4-0
2/14/99	W	1-0

### NEW MEXICO STATE

#### Series Record: 88-75

3/23/78	L	6-3
4/10/78	L	3-2
4/15/78	L	8-0
4/18/78	W	5-0
4/19/78	W	6-5
3/22/79	W	7-3
3/29/79	L	2-1
5/5/79	L	6-3
5/5/79	L	2-0
3/1/80	W	2-0
3/1/80	W	4-3
3/15/80	L	5-4 (9)
3/7/81	W	3-2
3/7/81	L	3-0
4/11/81	W	2-1
4/11/81	L	7-0
5/8/81	W	1-0 (8)
5/9/81	W	4-1
2/27/82	L	9-3
2/27/82	L	4-3
2/28/82	L	4-0
2/28/82	W	3-2
3/5/82	W	7-5
4/24/82	L	4-0
4/24/82	L	7-0
3/12/83	L	4-0
5/1/83	W	1-0
5/1/83	W	1-0
5/6/83	W	4-0
2/26/84	W	3-0
2/26/84	W	1-0
4/21/84	W	10-1
4/21/84	W	5-0
3/9/85	W	5-4
4/27/85	W	12-1 (6)
4/27/85	W	10-0 (5)
2/22/86	W	2-1
2/22/86	W	7-1
2/23/86	W	1-0
2/23/86	W	4-2
5/3/86	L	2-1
5/3/86	W	8-2
5/10/86	L	3-2
2/28/87	L	9-8
2/28/87	L	5-3
5/2/87	L	2-1
5/2/87	L	4-1
2/26/88	W	3-2
4/23/88	W	7-1
4/23/88	L	3-0
4/29/88	L	2-0
5/12/88	L	3-0
2/26/89	W	2-1
4/15/89	L	3-1 (8)
4/15/89	W	11-0 (5)
5/11/89	W	3-0
3/190	L	1-0
3/7/90	W	8-0
3/7/90	W	3-1
4/21/90	W	5-2 (5)
4/21/90	L	2-0
2/24/91	W	5-1

2/24/91	W	5-2
4/16/91	L	2-1
4/16/91	W	2-1
2/28/92	W	4-3
2/28/92	W	6-2
3/31/92	W	2-0
3/31/92	W	5-4
3/5/93	W	1-0
3/7/93	W	5-1
4/6/93	W	2-0
4/6/93	W	6-0
2/26/94	W	6-4
2/26/94	L	4-3
4/19/94	W	4-0
4/19/94	W	2-1
2/26/95	W	4-2
2/26/95	W	8-3
4/4/95	L	4-3
4/4/95	L	5-4
3/27/96	L	2-1
3/27/96	W	2-1
3/11/97	L	5-2
3/11/97	L	6-3
3/13/98	L	3-2
3/13/98	L	11-0
4/20/99	L	2-0
4/20/99	W	6-4
2/9/00	W	6-3
2/9/00	W	7-2
2/26/00	L	5-4
3/30/00	W	8-4
3/30/00	W	4-1
2/27/01	W	4-3
2/27/01	W	9-0
3/21/01	W	7-2
3/21/01	W	2-1
3/24/02	L	4-3
3/24/02	L	9-1
4/3/02	W	4-3
4/3/02	W	9-7
3/5/03	W	4-1
3/5/03	W	6-0
3/23/03	W	8-0
3/26/03	W	6-0
3/26/03	W	8-2
2/28/04	W	6-0
2/28/04	W	3-0
3/20/04	W	2-0
3/20/04	W	4-1
2/18/05	L	3-1
3/19/05	W	3-0
3/25/05	W	2-0
3/25/05	W	2-0
3/29/05	L	4-1
3/29/05	L	6-5
2/21/06	W	3-1
2/21/06	L	2-1
2/24/06	L	4-3
3/11/06	W	9-8
3/11/06	W	8-0 (5)
3/28/07	W	5-1
3/28/07	W	10-3
4/25/07	W	7-5
4/25/07	L	3-1

No. 25



4/8/08	W	7-6
4/22/08	W	9-1 (5)
3/24/09	L	8-7
4/28/09	L	13-8
4/6/10	L	10-0
4/20/10	L	12-3
4/4/11	W	3-2
4/19/11	L	6-0
3/14/12	L	8-6
4/10/12	L	9-1 (5)
2/10/13	L	3-0
2/19/13	W	10-9
3/19/13	L	2-0
3/19/14	W	4-3
4/29/14	L	14-2 (5)
3/24/15	L	12-6
4/14/15	L	4-2
3/8/16	L	11-3 (5)
5/4/16	L	3-2 (8)
3/15/17	L	8-0 (5)
5/2/17	L	7-6
3/21/18	L	12-7
4/3/18	W	13-4 (6)
2/9/19	L	9-8
4/2/19	L	8-0 (6)
4/2/19	L	11-3 (5)
4/23/19	L	10-0 (5)
3/11/20	L	4-3
3/8/22	L	12-8
3/8/22	L	8-5
3/22/22	W	13-4
2/25/23	L	7-6
3/28/23	W	8-2
3/26/24	L	9-1 (5)
3/26/24	L	8-4
4/16/24	L	4-3
3/11/25	L	6-2

## NICHOLLS

Series Record: 4-0

3/4/88	W	9-3
3/3/89	W	13-0 (5)
4/28/91	W	13-0 (5)
2/10/23	W	12-3 (5)

## NORTH CAROLINA

Series Record: 4-0

3/15/89	W	3-0
3/15/89	W	8-1
3/18/90	W	1-0
3/25/98	W	8-5

## NORTH DAKOTA

Series Record: 5-1

3/2/12	W	8-0 (6)
3/3/12	W	13-8
3/26/19	W	7-6
3/26/19	W	7-3
2/21/25	W	2-0
2/22/25	L	10-9

## NORTH DAKOTA STATE

Series Record: 2-0

3/9/07	W	9-1 (5)
2/25/22	W	6-4

## NORTH TEXAS

Series Record: 1-5

2/21/04	W	3-1
3/27/04	L	7-1
3/28/04	L	7-6
2/25/05	L	8-6
2/23/24	L	3-1
2/24/24	L	1-0 (8)

## NORTHEAST LOUISIANA

Series Record: 3-2

3/31/85	W	15-0
3/6/86	W	2-1
3/10/88	L	5-0
3/5/94	L	5-4
2/13/98	W	8-2

## NORTHERN ARIZONA

Series Record: 12-0

3/17/78	W	2-1
3/17/78	W	6-4
4/9/78	W	11-0
4/23/83	W	3-0
4/23/83	W	3-0
3/3/84	W	1-0
3/3/84	W	5-0
3/8/84	W	4-2
3/8/85	W	1-0
4/5/85	W	3-1
4/5/85	W	7-1
5/10/85	W	4-0

## NORTHERN COLORADO

Series Record: 33-15

3/22/78	L	11-0
3/22/78	L	6-4
4/2/78	L	8-0
3/21/79	W	2-1
3/21/79	W	7-5
3/24/79	L	10-0
4/27/79	L	1-0
4/27/79	L	2-0
4/26/80	L	2-0
4/26/80	W	4-0
5/9/80	W	5-2
4/19/81	W	4-2
4/19/81	W	6-5
5/2/81	W	6-0
5/2/81	W	6-0
4/3/82	L	3-2
4/3/82	L	12-2 (5)
5/6/83	L	3-2
5/7/83	W	4-0
5/7/83	W	3-1
4/14/84	W	6-1
4/14/84	W	12-1
4/28/84	W	1-0
4/28/84	W	6-3
5/11/84	W	3-1
3/26/04	W	9-7
3/28/04	L	3-1
2/25/06	W	15-4
3/25/06	W	6-5
3/25/06	W	9-1 (6)
3/26/06	W	11-5

3/26/06	W	8-0 (5)
2/26/10	W	12-5
2/28/10	L	13-11
2/25/11	W	11-3 (6)
2/26/11	W	11-8
2/26/11	W	1-0 (8)
2/18/12	W	11-3
3/5/16	W	7-3
3/5/16	W	8-3
3/6/16	W	10-1 (5)
3/4/17	L	11-3 (5)
3/4/17	W	12-1 (5)
3/5/17	W	9-5
2/14/20	W	12-3 (5)
2/15/20	W	8-3
2/28/20	L	6-5
3/1/20	L	8-4

## NORTHERN ILLINOIS

Series Record: 1-0

3/16/00	W	2-1
2/14/10	W	7-2

## NORTHERN IOWA

Series Record: 1-1

3/12/87	W	4-0
3/11/88	L	2-1

## NORTHWESTERN

Series Record: 2-7

3/24/83	L	6-0
3/22/84	L	5-0
3/23/84	L	3-1
3/6/92	L	2-1
3/7/92	L	4-2
3/4/94	L	9-4
2/27/99	W	9-5 (9)
2/11/12	W	13-5 (5)
2/7/14	L	10-0 (5)

## NORTHWESTERN STATE

Series Record: 2-0

2/14/09	W	3-0
2/28/25	W	11-3 (5)

## NOTRE DAME

Series Record: 1-2

3/14/97	L	3-2
3/16/02	W	5-4
3/18/11	L	5-0

## OHIO

Series Record: 2-0

2/18/22	W	4-2
2/20/22	W	9-1 (5)

## OHIO STATE

Series Record: 2-1

3/18/82	W	3-2 (9)
3/1/97	W	4-3
2/9/07	L	4-3

## OKLAHOMA

Series Record: 5-15

3/12/79	W	6-0
3/12/79	L	1-0

3/10/80	W	1-0	
3/10/80	W	7-2	
3/21/81	L	8-0	
5/20/81	L	1-0	
3/10/84	W	1-0	
3/23/84	L	3-2	
3/16/85	W	3-0	
3/13/87	L	5-2	
4/11/87	L	7-5	
4/11/87	L	10-1	
4/12/87	L	2-0	
2/15/98	L	9-0	
2/18/00	L	10-2	
3/12/04	L	4-3	No. 6
3/12/04	L	10-5	No. 6
2/9/13	L	11-1 (5)	No. 2
2/26/21	L	8-0 (6)	No. 2
2/27/21	L	33-4 (5)	No. 2

## OKLAHOMA CITY

### Series Record: 4-1

3/10/83	W	5-1
3/7/85	W	7-0
3/9/85	W	3-0
3/13/86	W	3-2
3/6/87	L	7-0

## OKLAHOMA STATE

### Series Record: 7-26

3/16/79	W	5-3	
3/13/80	W	6-0	
3/13/81	L	4-3	
3/19/81	W	1-0	
5/23/81	L	5-2	
4/17/82	L	9-5	
4/15/83	L	6-2	
3/10/84	L	3-1 (8)	
3/14/85	L	5-2	
3/27/87	L	8-0	
3/11/88	L	3-1 (8)	
4/30/88	L	4-0	
3/2/89	L	18-1 (5)	
3/6/92	L	1-0	
2/26/93	L	8-0 (8)	
2/27/93	L	3-1	
2/15/97	L	6-2	
2/22/97	W	9-1	
2/22/03	L	6-1	
2/22/04	L	1-0 (8)	
2/29/08	W	5-4	
3/1/08	W	3-2	
3/2/08	W	7-4	
3/1/09	L	8-0 (6)	
2/13/10	L	2-1 (10)	
3/22/13	L	11-0 (5)	
3/22/13	L	6-1	
3/14/14	L	6-3	
3/14/14	L	5-0	
2/10/18	L	13-1 (5)	
3/6/21	L	7-2	No. 9
3/6/21	L	4-1	No. 9
2/24/23	L	12-1 (5)	No. 4

## OMAHA

### Series Record: 0-1

3/7/21	L	7-2
--------	---	-----

## OREGON

### Series Record: 3-6

3/4/88	W	4-2	
2/22/97	L	10-2	
2/27/98	L	11-5	
3/1/98	L	7-0	
3/4/01	W	3-0	
2/10/12	W	7-6	No. 11/16
3/13/13	L	10-0 (6)	No. 9
3/13/13	L	4-0	No. 9
2/11/18	L	14-1 (5)	No. 3

## OREGON STATE

### Series Record: 7-12

4/21/79	L	1-0	
4/21/79	W	7-4	
4/20/85	L	3-2	
4/17/86	L	2-1	
3/4/94	W	8-3	
2/21/97	L	10-3	
2/28/99	L	3-2	
2/26/00	L	6-1	
2/5/05	L	7-3	
2/6/05	L	8-3	
2/23/12	W	10-6	
3/14/13	W	5-3	No. 23
3/14/13	L	5-4	No. 23
2/14/16	L	11-1 (5)	
3/8/19	W	6-5	
3/9/19	L	5-3	
2/11/22	W	3-2	
2/10/23	L	2-0	No. 19
2/11/23	W	8-0 (5)	No. 19

## PACIFIC

### Series Record: 4-6

3/5/82	L	2-1	
4/20/85	W	1-0	
3/27/93	W	2-1	
3/4/95	L	1-0	
3/5/95	W	3-1	
3/2/01	L	2-0	
2/16/02	L	6-0	
3/20/11	L	15-4 (5)	
2/20/16	W	13-5 (5)	
3/1/24	L	5-2	

## PENN

### Series Record: 1-0

3/7/25	W	4-1
--------	---	-----

## PENN STATE

### Series Record: 4-1

2/19/99	W	6-0	
2/21/99	W	9-1 (6)	
2/26/99	W	1-0	
2/19/00	L	9-7 (9)	
2/25/00	W	3-2 (8)	

## PHOENIX

### Series Record: 0-1

3/29/79	L	2-1
---------	---	-----

## PIMA

### Series Record: 4-0

3/17/78	W	8-7 (8)
3/24/79	W	4-0
3/10/83	W	1-0
3/9/85	W	8-0 (5)

## PORTLAND STATE

### Series Record: 5-1

2/13/99	W	6-2
2/13/99	W	7-0
2/14/99	W	8-1
2/14/99	W	11-4
3/2/01	W	1-0
2/8/14	L	10-0 (5)

## PURDUE

### Series Record: 1-3

3/17/01	W	2-1
2/17/06	L	7-1
3/17/10	L	12-4
2/19/12	L	10-6 (5)

## RUTGERS

### Series Record: 1-1

3/7/15	W	10-5
3/8/15	L	9-6

## SACRAMENTO STATE

### Series Record: 6-17

3/23/90	W	5-3	
3/28/93	L	3-1 (8)	
4/3/93	L	2-0	
4/3/93	L	1-0	
5/14/93	L	2-1	
5/14/93	L	1-0	
3/18/94	L	7-1	
3/19/94	L	2-0	
4/22/94	W	4-1	
4/22/94	W	2-0	
3/16/95	L	2-0	
3/16/95	L	11-5	
4/22/95	L	5-1	
4/22/95	L	7-1	
4/14/96	L	10-0 (5)	
4/14/96	L	5-0	
4/26/96	L	2-0	No. 23
4/26/96	W	1-0 (8)	No. 23
3/15/01	W	1-0	
2/15/02	W	12-7	
2/14/03	L	8-0 (6)	
3/9/18	L	7-5 (8)	
3/11/18	L	15-12 (5)	

## SAINT JOSEPH'S

### Series Record: 2-0

3/6/25	W	7-4
3/8/25	W	10-0 (5)



## SAM HOUSTON

### Series Record: 2-1

3/21/81	W	7-3
4/10/83	W	1-0 (11)
2/6/25	L	5-0

## SAN DIEGO

### Series Record: 4-1

3/11/13	W	2-1 (11)
2/7/15	W	6-4 (9)
2/12/16	W	2-1
2/22/20	L	6-5
3/7/25	W	2-0

## SAN DIEGO STATE

### Series Record: 36-88

4/18/85	L	2-1
4/20/91	L	1-0
4/20/91	L	5-4 (10)
5/9/91	W	1-0 (8)
3/5/92	W	2-1 (8)
3/27/92	W	2-0
4/4/92	W	1-0
4/4/92	W	4-2
5/7/92	W	2-0
3/13/93	W	8-0
3/13/93	W	6-0
5/2/93	W	2-1 (11)
5/2/93	W	2-0 (8)
4/29/94	W	5-3
4/29/94	L	5-4 (8)
3/25/95	L	7-6 (9)
4/1/95	L	2-1
4/1/95	W	7-5
4/28/95	L	2-0
4/28/95	L	1-0
3/16/96	L	4-0
3/16/96	L	6-5
4/19/96	L	8-5
4/19/96	L	4-3 (8)
3/8/97	L	5-0
3/8/97	L	8-1
4/26/97	L	5-1
4/26/97	L	2-0
3/3/98	L	4-1
3/3/98	L	2-1
3/11/98	L	4-0
3/11/98	W	7-2
5/1/99	L	5-3
5/1/99	L	4-1
5/2/99	W	2-1
5/13/99	L	2-0
4/14/00	L	5-2
4/14/00	W	3-1
5/6/00	W	12-1
5/6/00	W	4-0
4/13/01	L	5-4
4/13/01	W	9-0
5/6/01	L	1-0
5/6/01	W	1-0
5/11/01	L	4-3
4/12/02	W	7-6
4/12/02	L	10-4

4/28/02	L	4-2
4/28/02	L	2-0
5/9/02	L	4-1
3/28/03	L	1-0
3/28/03	L	5-3
5/4/03	W	2-1
5/4/03	L	4-2
5/9/03	L	4-3
4/11/04	L	3-2
4/11/04	L	8-2
4/23/04	L	7-4
4/23/04	L	10-3
5/14/04	L	2-1
4/3/05	W	2-1
4/3/05	W	4-1
5/6/05	L	3-0
5/6/05	W	3-2
5/13/05	W	3-2
4/7/06	L	4-1
4/7/06	L	6-5
4/23/06	L	8-6
4/23/06	L	21-5 (5)
4/14/07	L	11-2 (6)
4/15/07	W	6-4
4/27/07	W	1-0
4/27/07	W	4-0
4/18/08	L	2-0
4/18/08	L	6-4
5/3/08	L	2-1
5/4/08	L	1-0
4/11/09	L	6-0
4/12/09	W	3-1
4/24/09	L	10-4
4/9/10	L	7-2
5/14/10	L	6-1
5/15/10	L	7-6 (10)
4/8/11	L	8-0 (5)
5/13/11	L	6-3
5/14/11	L	2-1
4/20/12	L	8-3
4/21/12	L	12-6
4/22/12	L	7-0
3/28/13	L	4-1
3/29/13	L	5-0
3/30/13	L	1-0
3/21/14	L	11-9
3/22/14	L	11-3
3/23/14	W	8-6
4/24/15	W	8-6
4/25/15	L	5-4 (8)
4/26/15	L	10-2 (6)
5/6/16	L	23-4 (5)
5/7/16	L	2-1
5/8/16	W	3-2 (10)
4/13/17	L	4-1
4/14/17	L	10-2 (5)
4/15/17	L	8-0 (6)
5/4/18	W	5-2
5/5/18	L	7-3
5/6/18	W	4-1
3/15/19	W	3-1
3/16/19	L	9-8
3/17/19	L	4-3
5/1/21	L	3-0

No. 22

No. 22

No. 19

No. 19

5/1/21	L	11-4
5/2/21	L	1-0
5/12/22	L	7-1
5/13/22	L	12-3 (5)
5/14/22	W	4-3
4/21/23	L	4-1
4/22/23	L	6-0
4/23/23	L	5-2
4/3/24	L	4-2
4/3/24	L	12-8
3/21/25	L	1-0
3/22/25	L	6-2
3/23/25	L	7-1

### Series Notes

Last win .....	5/14/22 (4-3)
Last loss .....	3/23/25 (7-1)
Last home win .....	5/14/22 (4-3)
Last home loss .....	4/3/24 (12-8)
Last road win .....	3/15/19 (3-1)
Last road loss .....	3/23/25 (7-1)
Last season sweep .....	1993
Last season swept .....	2025
Last series win .....	2018
Last five games .....	0-5
Last 10 games .....	1-9
Last shutout win .....	4/27/07 (4-0)
Last shutout loss .....	3/21/25 (1-0)
Longest win streak .....	11 (5/9/91-4/29/94)
Longest losing streak .....	15 (4/24/09-3/22/14)

## SAN FRANCISCO

### Series Record: 0-2

4/18/85	L	3-0
4/17/86	L	7-3

## SAN JOSÈ STATE

### Series Record: 24-30

3/28/87	L	4-0
3/22/91	W	5-3
3/23/91	W	7-2
3/28/97	L	8-6
3/28/97	W	6-0
4/20/97	W	3-0
4/20/97	W	7-1
4/4/98	W	9-0
4/4/98	W	3-2
4/26/98	L	9-1
4/27/98	W	7-6
4/2/99	W	6-0
4/3/99	W	9-3
4/3/99	W	10-3
2/24/06	L	2-1
2/25/06	W	2-0
2/26/10	L	6-1
2/27/10	W	2-0
3/16/11	L	3-1
3/16/11	W	10-0 (6)
2/8/13	L	9-0 (6)
4/11/14	W	9-4 (10)
4/12/14	L	10-1 (5)
4/13/14	L	5-0
5/7/15	L	12-9
5/8/15	W	14-0 (5)
5/9/15	L	8-0 (5)
5/12/16	L	4-1
5/13/16	L	9-0 (6)
5/14/16	L	5-3

4/28/17	L	7-6
4/30/17	L	10-1
4/30/17	L	7-1
4/27/18	L	3-1
4/28/18	L	2-1
4/29/18	L	3-1
5/3/19	L	10-4
5/4/19	L	11-0 (5)
5/5/19	L	10-0 (6)
5/8/21	L	13-5
5/8/21	W	10-2 (5)
5/9/21	W	5-4
3/18/22	W	2-1 (8)
3/19/22	L	8-0 (6)
3/20/22	L	4-3 (11)
3/24/23	L	12-10
3/25/23	W	8-0 (6)
3/26/23	W	8-6
3/15/24	W	6-5 (8)
3/16/24	L	4-1
3/17/24	L	9-3
3/14/25	L	12-3 (5)
3/15/25	W	5-4
3/16/25	W	6-4

#### Series Notes

Last win .....	3/16/25 (6-4)
Last loss .....	3/14/25 (12-3 /5)
Last home win .....	3/16/25 (6-4)
Last home loss .....	3/14/25 (12-3 /5)
Last road win .....	3/15/24 (6-5 / 8)
Last road loss .....	3/17/24 (9-3)
Last season sweep .....	1999
Last season swept .....	2019
Last series win .....	2025
Last five games .....	2-3
Last 10 games .....	5-5
Last shutout win .....	3/25/23 (8-0 /6)
Last shutout loss .....	3/19/22 (8-0 /6)
Longest win streak .....	5 (3/28/97-4/4/98)
Longest losing streak .....	13 (5/9/15-5/5/19)

### SANTA CLARA

#### Series Record: 9-3

3/27/87	L	3-1
3/25/88	L	2-0
3/24/90	W	5-4
3/22/91	W	10-0 (5)
3/14/01	W	4-2
3/14/01	W	8-1
3/10/17	W	10-2 (6)
3/11/17	W	7-3
3/12/17	W	6-1
3/4/22	W	7-6
3/5/22	W	3-0
2/18/23	L	7-2

### SEATTLE

#### Series Record: 8-6

3/19/09	L	3-2
3/19/09	L	14-8
2/20/10	W	6-1
2/20/10	W	9-8
2/21/10	L	9-3
2/21/10	W	9-0
3/23/12	W	6-5
3/24/12	W	8-5
3/8/13	W	2-0
2/6/15	W	4-3

2/15/15	L	8-2
2/10/17	W	5-0
2/19/21	L	8-0 (6)
2/21/21	L	9-5

### SOUTH ALABAMA

#### Series Record: 0-1

3/15/14	L	9-0 (5)	No. 14
---------	---	---------	--------

### SOUTH CAROLINA

#### Series Record: 1-2

3/24/84	L	2-0
4/27/91	W	5-1
2/23/97	L	8-0

### SOUTH DAKOTA

#### Series Record: 3-1

2/26/16	W	3-2
2/17/18	L	5-2
2/29/20	W	7-6 (8)
3/1/20	W	6-4

### SOUTH DAKOTA STATE

#### Series Record: 2-0

3/18/06	W	10-1 (5)
3/18/06	W	5-3

### SOUTH FLORIDA

#### Series Record: 3-7

3/28/85	L	2-1
4/24/87	W	7-2
4/29/88	W	7-1
5/1/88	L	7-3
3/16/90	L	6-2
3/27/98	L	2-0
3/29/98	L	4-1
3/18/99	W	2-0
3/18/99	L	1-0
2/17/19	L	2-1 (8)

### SOUTHERN CALIFORNIA

#### Series Record: 1-0

4/17/86	W	8-0 (5)
---------	---	---------

### SOUTHERN ILLINOIS

#### Series Record: 2-1

4/20/80	L	4-2
3/16/84	W	9-0
3/13/86	W	5-3

### SOUTHERN MISSISSIPPI

#### Series Record: 0-2

2/24/01	L	5-1
2/24/01	L	6-0

### SOUTHERN UTAH

#### Series Record: 28-3

5/11/78	W	19-5
4/5/91	W	9-6
4/5/91	W	6-3
5/9/91	W	6-4
4/11/92	W	2-1
4/11/92	W	8-2
2/27/93	W	9-1 (5)
4/16/93	W	1-0

4/16/93	W	3-2 (9)
5/8/93	W	2-1
5/8/93	W	6-0
3/3/94	W	7-5
4/1/94	W	2-1
4/1/94	W	7-2
5/14/94	W	7-2
5/14/94	W	8-5
4/7/95	W	6-3
4/7/95	L	8-4
5/7/95	W	1-0
5/7/95	W	6-4
3/23/96	W	6-4
4/5/96	L	11-6
4/5/96	W	11-1 (5)
5/4/96	W	8-6
5/4/96	W	5-1
3/1/97	W	13-5
2/26/98	W	12-8
2/20/21	W	11-3 (6)
2/21/21	L	4-1
2/12/22	W	8-0 (6)
3/11/22	W	5-3

### SOUTHERN

#### Series Record: 1-0

2/22/13	W	6-4
---------	---	-----

### SOUTHWEST COLLEGE

#### Series Record: 4-0

2/18/89	W	11-0
2/18/89	W	12-0
2/19/89	W	12-0
2/19/89	W	22-0 (5)

### SOUTHWEST MISSOURI ST/ MISSOURI STATE

#### Series Record: 2-7

3/29/80	L	2-0
3/20/81	L	2-1
3/19/82	L	4-3
3/31/85	L	3-1
2/16/97	W	1-0
2/20/04	W	2-0
2/26/05	L	7-1
2/17/17	L	5-3
2/19/17	L	7-6

### SOUTHWEST TEXAS

#### Series Record: 1-0

3/11/88	W	2-1
---------	---	-----

### ST. JOHN'S

#### Series Record: 0-0-1

2/9/25	T	2-2 (8)
--------	---	---------

### ST. MARY'S

#### Series Record: 5-0

3/14/97	W	5-1
2/11/17	W	4-3
2/9/18	W	4-1
3/9/18	W	5-2
3/10/18	W	3-2



## ST. THOMAS

Series Record: 1-1

2/14/25	W	8-3
2/15/25	L	5-4

## STANFORD

Series Record: 3-3

3/31/85	W	3-0	
2/16/01	L	1-0	
2/11/06	L	3-2	No. 7
2/13/16	W	8-4	
2/7/20	L	7-6	
2/8/20	W	2-0	

## STEPHEN F. AUSTIN

Series Record: 5-5

3/28/80	W	3-2
3/6/93	W	4-0
3/6/93	W	11-2 (5)
3/2/96	W	5-1
3/22/98	L	2-1
2/14/09	L	5-4
2/17/17	L	5-1
2/18/17	L	3-1
2/23/24	W	6-3
2/24/24	L	13-1 (5)

## STETSON

Series Record: 2-0

3/17/99	W	2-0
3/17/99	W	3-0

## STONY BROOK

Series Record: 1-0

3/11/17	W	13-12
---------	---	-------

## SYRACUSE

Series Record: 3-2

3/16/00	W	6-0
2/15/04	W	4-3
2/6/09	W	5-4 (8)
2/7/09	L	12-6
2/8/09	L	9-8

## TARLETON

Series Record: 1-1

2/27/22	W	8-0 (5)
2/23/25	L	2-0

## TEMPLE

Series Record: 1-0

3/10/89	W	4-2
---------	---	-----

## TENNESSEE

Series Record: 0-1

3/1/19	L	15-1(5)	No. 7
--------	---	---------	-------

## TENNESSEE STATE

Series Record: 1-1

2/16/14	L	6-4
2/9/24	W	7-6

## TENNESSEE TECH

Series Record: 2-0

2/20/00	W	4-1
3/19/00	W	4-0

## TEXAS

Series Record: 0-9

3/15/02	L	9-1(6)	
3/20/11	L	3-2	No. 12
3/30/12	L	2-1 (9)	No. 6
3/31/12	L	7-3	No. 6
4/1/12	L	5-0	No. 6
3/8/20	L	7-0	No. 3
3/19/21	L	5-3	No. 10
3/20/21	L	12-0 (5)	No. 10
3/20/21	L	8-1	No. 10

## TEXAS A&M

Series Record: 6-17

3/25/82	L	1-0	
4/8/83	L	3-0	
4/16/83	L	4-0	
4/16/83	W	2-0	
3/15/84	L	2-0	
3/29/85	L	5-0	
4/13/85	W	3-2 (8)	
4/13/85	L	5-2	
4/14/85	L	5-4 (8)	
4/14/85	L	5-0	
3/14/87	L	5-0	
4/25/87	L	3-0	
4/25/87	L	9-4	
4/26/91	W	4-0	
4/26/91	L	1-0	
3/19/93	L	6-1	
2/19/99	W	6-1	
3/4/00	W	4-1	
3/5/00	L	3-1	
2/14/04	L	6-0	No. 18
2/23/12	W	15-3 (6)	No. 14
2/21/16	L	8-7	No. 23
2/18/17	L	10-1 (5)	

## TEXAS A&M - CC

Series Record: 7-2

3/16/01	W	6-2
3/24/01	W	11-1
3/25/01	W	4-0
3/1/03	W	7-0
3/5/05	L	7-6
2/23/13	L	6-5 (8)
2/20/15	W	6-2
2/22/15	W	6-2
2/6/25	W	8-0 (5)

## TEXAS SOUTHERN

Series Record: 3-1

3/6/20	L	3-0
3/7/20	W	8-0 (6)
2/22/25	W	10-5
2/23/25	W	13-3 (5)

## TEXAS STATE

Series Record: 3-8

3/28/08	L	4-3
3/29/08	L	5-0
3/28/09	L	9-8
3/28/09	L	4-1
3/29/09	L	8-4
2/14/10	W	8-0
2/12/12	W	5-3
2/24/17	L	1-0
2/26/17	W	3-2
2/15/25	L	3-0
2/16/25	L	6-2

## TEXAS TECH

Series Record: 28-32

3/6/82	W	8-1
2/26/83	W	1-0
2/26/83	W	4-0
2/27/83	W	4-2
4/9/83	W	3-0
2/25/84	W	4-1
2/25/84	W	2-0
2/23/85	L	2-1
2/23/85	W	8-2
2/24/85	W	5-0
2/24/85	L	2-1
3/15/85	W	7-1
4/19/85	W	4-2
2/7/96	L	1-0
2/8/96	L	8-6
3/1/96	W	13-2 (5)
2/27/97	W	3-0
2/7/98	L	1-0
2/8/98	W	6-3
2/8/98	L	8-6
2/6/99	L	1-0
2/6/99	W	4-2
2/7/99	W	4-1
2/26/99	L	4-2
2/28/99	W	3-0
2/6/00	W	3-0
2/6/00	W	7-1
3/18/01	L	7-1
3/5/02	L	6-2
3/5/02	L	2-1
3/6/02	W	7-2
2/28/03	W	5-0
3/7/03	L	8-0
3/5/04	W	3-0
3/6/04	L	5-3
3/7/04	L	4-1
3/19/04	L	1-0
3/19/04	W	3-1
3/5/05	L	8-0
3/19/06	L	4-2
2/24/08	W	8-4
4/28/08	L	4-3
4/28/08	W	1-0
2/21/09	W	6-4
2/22/09	W	11-8
3/9/11	L	9-6
3/9/11	L	5-3
3/12/12	L	9-4

3/12/12	L	8-5
3/2/18	W	14-13 (10)
3/4/18	L	8-1
3/12/21	L	7-3
3/12/21	L	6-0
3/13/21	L	1-0
2/18/23	L	12-7
3/11/23	L	14-5 (5)
3/12/23	L	7-2
2/28/24	L	9-2
3/12/24	L	9-1 (5)
3/12/24	L	14-5 (5)

## TEXAS WESLEYAN

Series Record: 1-0

3/20/81	W	7-1
---------	---	-----

## TEXAS WOMEN'S UNIVERSITY

Series Record: 1-5

4/21/79	L	5-2
4/21/79	L	1-0 (10)
3/29/80	L	1-0
4/18/80	L	1-0
3/13/81	L	4-3
3/26/81	W	1-0

## TOLEDO

Series Record: 2-1

3/5/87	L	3-0
3/2/91	W	4-2
3/2/24	W	5-1

## TULSA

Series Record: 8-8

5/2/97	W	6-4
5/2/97	L	7-5
5/3/97	L	7-3
5/3/97	W	4-2
5/1/98	W	4-3
5/1/98	L	4-3
5/2/98	L	3-2
5/2/98	W	6-2
4/14/99	L	3-2
4/14/99	W	4-2
4/15/99	W	13-0
2/4/00	W	8-2
2/4/00	W	10-2
3/31/12	L	2-1
3/5/21	L	7-0
3/5/21	L	3-2

## UC DAVIS

Series Record: 2-0

2/25/12	W	7-5
2/28/16	W	4-3

## UCLA

Series Record: 1-10

4/15/84	L	3-0
4/15/84	L	3-1
3/27/87	L	3-0
3/26/88	L	4-0
3/7/91	L	7-0
3/7/91	L	5-1

3/27/92	L	6-0
2/10/07	W	13-1(5) No. 3
3/3/13	L	14-3 (5) No. 10
2/23/14	L	13-0 (5) No. 8
2/13/15	L	16-0 (5) No. 12

## UC RIVERSIDE

Series Record: 6-2

3/4/05	W	5-3
3/17/06	W	6-2
3/17/06	W	5-1
2/8/14	W	11-10
2/12/17	W	1-0
2/23/18	L	9-1
2/25/18	L	8-1
2/20/20	W	6-3

## UC SAN DIEGO

Series Record: 1-0

3/25/25	W	5-0
---------	---	-----

## UC SANTA BARBARA

Series Record: 6-4

4/28/91	W	4-0
2/15/03	W	1-0
2/4/05	L	5-0
2/5/05	L	8-7
2/6/05	L	6-4
2/8/15	W	6-3
2/15/20	W	9-1 (5)
2/16/20	L	7-2
3/3/22	W	3-1
3/3/22	W	11-7

## UMKC

Series Record: 1-0

3/21/03	W	6-1
---------	---	-----

## UNLV

Series Record: 35-65

2/27/88	L	3-1
2/24/90	W	1-0
2/24/90	L	4-3
2/19/97	L	11-4
2/19/97	L	4-3
5/10/97	W	2-1
5/10/97	L	12-1
3/17/98	L	1-0
5/9/98	L	11-3
5/9/98	L	7-5
4/24/99	W	9-1
4/24/99	W	8-3
4/25/99	W	9-5
4/16/00	W	7-5
4/16/00	W	8-2
5/5/00	W	9-1
5/5/00	W	8-0
5/11/00	W	7-0
4/15/01	L	4-2
4/15/01	W	10-9
5/4/01	W	4-2
5/4/01	W	6-0
5/11/01	W	3-1
4/14/02	W	6-1

4/14/02	L	6-4
4/26/02	L	6-5
4/26/02	L	4-2
3/30/03	L	4-3
3/30/03	W	7-1
5/2/03	W	3-2
5/2/03	W	1-0
5/9/03	L	3-1
2/6/04	L	3-2
4/9/04	L	7-0
4/9/04	L	4-3
4/25/04	W	6-2
4/25/04	W	3-0
4/1/05	L	10-4
4/1/05	W	7-3
5/8/05	L	4-2
5/8/05	L	7-2
4/9/06	W	1-0
4/9/06	L	4-2
4/21/06	L	6-3 (8)
4/21/06	L	11-3 (5)
5/12/06	L	4-0
4/13/07	W	6-1(5)
4/28/07	W	5-4
4/29/07	L	7-5
4/29/07	L	8-6
4/19/08	L	14-5
4/20/08	L	5-3
5/2/08	L	6-3
5/2/08	L	5-3
4/10/09	L	8-7 (8)
4/25/09	L	12-1 (5)
4/26/09	L	8-4
4/10/10	L	8-3
4/11/10	L	12-11
5/13/10	L	3-1
4/9/11	L	3-1
4/10/11	W	2-1
5/12/11	L	2-1
5/4/12	L	8-4
5/5/12	W	13-7
5/6/12	L	7-6 (8)
4/12/13	L	8-0 (6)
4/13/13	W	10-0 (5)
4/14/13	L	1-0
4/17/14	W	11-10
4/18/14	L	10-2 (5)
4/19/14	L	12-9
3/27/15	L	6-5
3/28/15	W	6-3 (8)
3/29/15	W	2-1
4/22/16	L	13-12
4/23/16	L	7-6
4/24/16	L	7-3
3/24/17	W	3-2
3/25/17	L	4-2
3/26/17	W	5-4
3/16/18	W	5-2
3/17/18	L	6-0
3/18/18	L	9-1 (5)
5/9/19	L	2-1
5/10/19	L	8-0 (6)
5/11/19	L	2-0
4/17/21	L	5-0



4/17/21	W	1-0
4/18/21	L	4-2
4/29/22	L	11-1 (5)
4/30/22	L	16-6 (6)
5/1/22	L	5-0
5/5/23	L	6-5
5/6/23	L	10-9
3/22/24	L	7-5
3/23/24	W	2-1 (8)
3/23/24	L	8-2
5/1/25	W	5-0
5/2/25	L	4-3
5/3/25	L	3-1

#### Series Notes

Last win .....	5/1/25 (5-0)
Last loss .....	5/3/25 (3-1)
Last home win .....	3/23/24 (2-1 / 8)
Last home loss .....	3/23/24 (8-2)
Last road win .....	5/1/25 (5-0)
Last road loss .....	5/3/25 (3-1)
Last season sweep .....	2000
Last season swept .....	2023
Last series win .....	2017
Last five games .....	2-3
Last 10 games .....	2-8
Last shutout win .....	5/1/25 (5-0)
Last shutout loss .....	5/1/22 (5-0)
Longest win streak .....	8 (4/24/99-4/14/02)
Longest losing streak .....	13 (4/29/07-4/9/11)

### USIU

#### Series Record: 0-1

3/25/83	L	1-0
---------	---	-----

### UT ARLINGTON

#### Series Record: 9-8

3/20/80	L	5-2
3/25/82	L	2-1
3/26/82	L	3-1
3/16/86	W	1-0 (8)
2/27/88	L	4-3
2/28/88	W	6-0
2/25/89	W	3-2 (11)
2/26/89	W	3-0
2/25/90	W	10-1 (5)
2/25/90	W	6-1
2/25/93	W	3-0
2/27/93	W	8-0 (5)
3/2/96	W	7-3
2/8/03	L	8-0
2/20/04	L	2-1
2/12/10	L	3-2
2/10/17	L	5-1

### UTSA

#### Series Record: 4-5

2/17/96	L	3-2
3/21/03	L	10-5
2/20/05	W	4-3
3/27/08	W	15-7 (6)
2/13/09	W	10-1 (5)
2/24/17	L	1-0
2/25/17	W	5-4
3/2/18	L	3-2
3/3/18	L	8-0 (5)

### UTAH

#### Series Record: 39-77-1

4/1/78	W	7-2
4/6/79	L	3-2
4/6/79	W	1-0
4/11/80	L	9-4
4/11/80	L	6-0
5/10/80	W	2-0
4/3/81	L	10-2
4/3/81	W	1-0
5/7/81	W	5-4 (12)
4/30/82	L	7-0
4/30/82	L	7-0
4/9/83	W	4-1
5/7/83	W	6-2
4/6/84	W	3-0
4/6/84	W	2-1
5/12/84	L	4-1
5/2/85	L	2-0
5/2/85	L	4-2
5/11/85	L	1-0
4/12/86	L	7-5 (10)
4/12/86	L	1-0
4/17/87	L	7-0
4/17/87	L	2-1 (8)
5/13/88	L	5-2
4/17/89	L	4-1
4/21/89	W	3-2
5/12/89	L	6-5
4/7/90	W	2-1
4/7/90	W	3-0
5/10/90	W	7-0
4/6/91	L	4-2
4/6/91	W	4-2
5/10/91	L	2-0
3/7/92	L	4-2
4/9/92	L	7-6 (10)
4/9/92	W	2-0 (10)
4/22/92	L	1-0
5/10/92	L	1-0
5/10/92	L	1-0
3/4/93	L	1-0
3/4/93	W	7-0
4/17/93	L	2-0
4/17/93	L	3-0
5/9/93	W	1-0
5/9/93	L	3-0
4/3/94	L	3-0
4/3/94	L	6-0
5/13/94	W	4-3 (10)n
5/13/94	L	8-1
5/5/95	L	7-5
5/5/95	L	14-5
5/6/95	W	4-3 (8)
5/6/95	L	17-7 (6)
4/6/96	L	15-2 (6)
4/6/96	L	14-0 (5)
5/3/96	L	5-0
5/3/96	L	9-3
4/10/97	W	5-3
4/10/97	L	3-0
4/11/97	L	8-0
4/11/97	L	4-1
3/8/98	L	4-1

3/8/98	L	6-4
4/18/98	L	4-3
4/18/98	L	5-2
4/9/00	W	7-3
4/9/00	L	9-3
4/28/00	L	7-2
4/28/00	L	4-0
4/13/00	L	4-3
3/30/01	L	14-5
3/30/01	T	5-5
4/22/01	W	2-1
4/22/01	L	9-1
2/23/02	L	5-3
4/5/02	W	7-6
4/5/02	L	3-0
5/3/02	W	8-6
5/3/02	L	11-10
4/13/03	L	7-3
4/13/03	L	10-7
4/27/03	W	7-3
4/27/03	L	6-2
5/8/03	W	5-0
4/16/04	L	1-0
4/16/04	W	7-6
5/1/04	L	4-3
5/1/04	L	7-2
4/17/04	L	1-0
4/17/05	L	3-0
5/1/05	L	5-3
5/1/05	W	3-2
5/12/05	L	1-0
4/16/06	W	5-2
4/16/06	L	5-2
4/28/06	W	7-3
4/28/06	L	8-5
5/11/06	L	9-1 (5)
4/19/07	W	3-1
4/19/07	W	6-5
5/4/07	W	15-5 (5)
5/5/07	L	8-0 (6)
4/4/08	W	4-2
4/5/08	L	4-3
5/8/08	W	6-2
5/8/08	W	9-1 (5)
4/2/09	W	10-7
5/8/09	L	5-2
5/9/09	W	5-2
4/16/10	L	10-2
4/17/10	L	9-1
4/29/10	W	10-6
4/22/11	L	8-0 (5)
4/23/11	L	5-2
5/5/11	L	5-2
3/4/12	L	6-1
2/9/18	L	17-0 (5)

### UTAH STATE

#### Series Record: 33-31

3/31/78	W	8-7
4/7/79	W	2-0
4/7/79	W	3-2
4/4/80	L	3-0
4/4/80	W	5-4
5/10/80	W	3-2 (9)

5/10/80	W	2-1 (8)
4/19/81	W	2-1
4/24/81	L	3-0
4/24/81	L	1-0
4/9/82	L	10-2
4/9/83	L	2-0
4/13/84	W	2-1
4/13/84	L	1-0
5/11/84	L	6-2
3/28/85	L	1-0 (10)
5/1/85	W	3-0
5/1/85	W	3-1
5/4/85	L	5-3
4/11/86	W	1-0
4/11/86	L	4-2
4/18/87	L	14-1
4/18/87	L	7-1
3/5/88	L	6-0
4/15/88	W	2-1
4/15/88	W	8-2
4/22/89	W	7-1
4/22/89	W	3-1
4/6/90	L	7-2
4/6/90	W	5-4
2/18/01	W	5-4
3/1/13	W	4-2
4/25/14	L	12-11
4/26/14	W	20-3 (5)
4/27/14	W	6-4
3/20/15	L	4-0
3/21/15	W	8-7
3/22/15	W	12-2 (6)
3/14/16	L	7-4
3/15/16	W	13-6
3/16/16	W	4-0
4/21/17	L	9-7
4/22/17	W	9-5
4/23/17	L	5-2
4/20/18	L	1-0
4/21/18	W	8-5
4/22/18	L	5-1
4/5/19	L	7-6
4/6/19	W	6-3
4/7/19	L	8-0 (5)
5/14/21	W	9-4
5/14/21	W	9-3
5/15/21	L	5-4
3/25/22	L	5-4
3/26/22	L	4-2
3/27/22	L	13-4 (6)
3/17/23	L	5-4 (10)
3/18/23	L	8-0 (5)
3/19/23	W	15-13
4/19/24	W	9-6
4/20/24	W	3-2
4/21/24	W	6-5
4/1/25	L	7-6 (12)
4/1/25	L	8-6 (5)

#### Series Notes

Last win .....4/21/24 (6-5)  
 Last loss .....4/1/25 (8-6 / 5)  
 Last home win .....4/21/24 (6-5)  
 Last home loss .....3/27/22 (13-4 / 6)  
 Last road win .....3/19/23 (15-13)  
 Last road loss .....4/1/25 (8-6 / 5)  
 Last season sweep .....2024

Last season swept .....2025  
 Last series win .....2021  
 Last five games .....3-2  
 Last 10 games .....4-6  
 Last shutout win .....3/16/16 (4-0)  
 Last shutout loss .....3/18/23 (8-0/5)  
 Longest win streak... 4 (2x, last: 3/19/23-4/21/24)  
 Longest losing streak .....6 (5/15/21-3/18/23)

### UTAH VALLEY

#### Series Record: 9-2

3/4/06	W	5-4
3/4/06	W	7-2
3/5/06	W	12-1 (5)
3/5/06	W	6-5 (10)
3/17/07	W	3-0
3/17/07	L	5-3
3/18/07	W	8-0 (5)
2/12/11	W	10-2
2/12/11	W	7-2
2/13/11	W	8-3
2/14/15	L	9-3

### UTEP

#### Series Record: 19-17

2/29/04	W	5-0
2/29/04	W	10-1
3/18/04	W	3-1
3/18/04	W	7-2
2/18/06	L	17-7
2/26/06	W	10-7 (8)
2/28/10	L	7-5
4/27/10	L	12-2
4/27/10	L	7-3
3/29/11	W	10-4
3/29/11	L	10-3
5/1/12	L	10-7
5/2/12	L	11-8
5/2/12	W	14-7
4/24/13	W	6-5
4/24/13	W	4-2
3/11/14	L	7-6
3/11/14	W	9-6
3/3/15	W	7-5
3/3/15	W	7-4
3/15/16	W	8-2
3/15/16	W	7-6
3/8/17	W	7-6
3/8/17	L	7-4
3/3/18	L	8-0 (5)
4/16/18	L	7-0
2/8/19	W	15-6
4/9/19	L	7-1
2/24/22	W	5-4
3/1/23	L	2-1 (11)
3/1/23	W	8-4
2/14/24	L	4-3 (8)
2/14/24	L	4-2
3/19/24	W	6-1
4/15/25	L	10-2 (5)
4/22/25	L	7-3

### VIRGINIA

#### Series Record: 4-2

3/24/90	L	8-5
3/24/95	L	7-6 (8)

3/23/96	W	8-2
3/24/96	W	4-0
3/19/99	W	2-0
2/21/03	W	11-2

### WAGNER

#### Series Record: 1-0

3/4/22	W	5-2
--------	---	-----

### WASHINGTON

#### Series Record: 1-10

2/23/01	W	3-2
2/23/08	L	3-2
3/21/09	L	14-3 (5) No. 3
3/21/09	L	4-3 (8) No. 3
3/22/09	L	9-2 No. 3
3/18/10	L	10-1 (5) No. 1
3/5/11	L	7-4 (9) No. 5
3/5/11	L	11-2 (6) No. 5
3/6/11	L	12-3 (6) No. 5
3/9/13	L	12-0 (5) No. 19
3/4/23	L	3-0 No. 11

### WEBER STATE

#### Series Record: 5-10

3/31/78	L	9-7
4/5/79	L	2-1
4/5/79	L	4-0
4/12/80	L	1-0 (8)
4/12/80	L	1-0 (11)
5/8/80	L	1-0
4/4/81	W	2-0
4/4/81	L	5-2
5/1/82	L	7-0
5/1/82	L	7-0
4/8/83	W	6-2
2/27/10	W	8-1
3/23/12	W	13-5 (5)
3/25/12	W	12-1 (6)
2/7/20	L	4-1

### WEST TEXAS

#### Series Record: 4-0

3/8/83	W	4-1
3/8/83	W	1-0
4/30/83	W	3-0
4/30/83	W	5-4

### WESTERN CAROLINA

#### Series Record: 1-0

3/8/19	W	10-0 (5)
--------	---	----------

### WESTERN ILLINOIS

#### Series Record: 1-1

3/11/89	L	10-2
3/16/03	W	7-0

### WESTERN KENTUCKY

#### Series Record: 1-0

3/19/00	W	2-0
---------	---	-----

### WESTERN MICHIGAN

#### Series Record: 6-4

5/23/80	L	1-0
3/6/86	W	2-1



3/7/87	L	2-1
3/5/92	W	5-3
3/3/94	W	5-2
3/24/95	L	4-3
2/21/03	L	6-4
2/13/04	W	8-0
2/10/12	W	5-4
2/11/17	W	4-2

## WESTERN NEW MEXICO

### Series Record: 6-1

4/5/88	W	9-0 (6)
4/5/88	W	8-0 (5)
2/7/99	W	5-0
2/7/99	W	7-0
4/15/03	W	4-2
4/16/03	W	4-0
4/16/03	L	6-4

## WICHITA STATE

### Series Record: 6-9

3/19/81	W	6-2
3/13/87	L	4-1
3/3/89	L	4-3
3/3/90	W	2-0
2/26/93	W	4-2
3/3/94	L	6-2
3/2/96	W	5-1
2/28/97	L	6-4
2/28/98	W	6-0
3/2/03	L	4-2 (8)
3/8/03	L	5-2
3/9/03	L	4-3
2/21/04	W	2-0
2/25/05	L	4-3
2/2/08	L	8-6

## WISCONSIN

### Series Record: 1-4

2/10/06	L	5-3
2/20/09	L	4-3
3/15/15	W	3-1
3/12/22	L	3-1
3/13/22	L	6-3

## WRIGHT STATE

### Series Record: 2-0

3/7/08	W	5-4
3/8/08	W	8-4

## WYOMING

### Series Record: 7-5

4/29/78	W	5-4
4/28/79	L	2-0
4/28/79	L	3-2
3/14/80	W	9-1
4/25/80	L	6-3
4/25/80	W	3-2
5/9/80	W	7-1
5/1/81	W	1-0
5/1/81	W	2-0
4/2/82	L	2-0
4/2/82	L	9-3
3/6/83	W	1-0 (16)

# STATISTICAL HISTORY BY YEAR

## HITTING

Year	G	AVG.	AB	R	H	2B	3B	HR	TB	RBI	BB	SLG%	OB%	SO	SB-ATT	PO	A	E	DP	FLD%
2025	52	.278	1381	217	384	75	10	22	545	205	160	.395	.363	204	11-17	1011	339	48	12	.966
2024	54	.258	1355	182	350	44	9	28	496	160	106	.366	.325	217	37-44	1015	371	60	19	.959
2023	50	.299	1333	231	399	54	14	27	562	214	123	.422	.368	215	40-43	946	385	61	22	.956
2022	53	.271	1401	225	379	57	9	46	592	209	178	.423	.354	283	20-24	1045	390	74	14	.951
2021	46	.228	1104	140	252	53	6	30	407	129	108	.369	.312	279	30-37	836	357	71	19	.944
2020	26	.254	642	131	163	44	2	22	277	119	107	.431	.367	123	10-12	494	194	30	13	.958
2019	53	.231	1281	189	296	56	8	34	470	176	179	.367	.333	400	10-13	952	321	76	6	.944
2018	53	.244	1285	182	313	51	7	33	477	169	178	.371	.345	377	29-39	978	400	78	13	.946
2017	50	.292	1325	196	387	59	7	28	544	177	99	.411	.346	177	24-29	958	446	72	16	.951
2016	50	.287	1361	235	390	67	8	38	587	204	154	.431	.366	242	20-25	989	466	65	17	.957
2015	54	.299	1447	272	432	71	12	43	656	240	170	.453	.382	225	36-50	1087	460	78	24	.952
2014	52	.297	1345	234	400	59	12	32	579	211	129	.430	.367	216	32-44	957	447	60	23	.959
2013	56	.247	1427	166	352	35	9	21	468	147	115	.328	.313	347	53-70	1068	473	68	20	.958
2012	52	.311	1464	347	455	70	11	95	832	319	163	.568	.392	283	35-42	1004	462	72	14	.953
2011	45	.297	1201	217	357	67	13	40	570	197	104	.475	.357	219	26-41	857	422	53	15	.960
2010	48	.275	1235	191	340	56	14	23	493	171	118	.399	.342	274	87-110	930	452	66	21	.954
2009	48	.287	1281	207	368	79	4	23	524	189	141	.409	.367	240	55-78	936	493	67	27	.955
2008	51	.261	1247	221	325	56	7	37	506	191	183	.406	.362	260	81-111	981	433	77	24	.948
2007	45	.277	1092	212	303	46	7	34	465	188	173	.426	.392	247	72-94	846	339	48	8	.961
2006	54	.300	1423	260	427	77	8	38	634	244	115	.446	.361	233	11-14	1040	526	66	20	.960
2005	50	.233	1337	150	311	56	5	21	440	132	82	.329	.286	233	10-13	1058	537	66	19	.960
2004	65	.247	1700	197	420	68	7	34	604	166	134	.355	.312	304	25-32	1318	611	74	21	.963
2003	63	.259	1619	194	420	56	9	21	557	164	122	.344	.321	293	36-44	1265	551	83	19	.956
2002	47	.254	1230	170	313	44	3	27	444	154	119	.361	.330	192	46-56	1445	939	71	13	.951
2001	64	.275	1685	250	463	74	8	21	616	222	203	.366	.358	265	87-101	1290	676	88	31	.957
2000	56	.296	1512	265	448	89	0	46	675	238	156	.446	.369	230	62-80	1133	533	73	36	.958
1999	56	.297	1515	271	450	79	4	37	648	227	139	.428	-	169	79-98	1137	551	64	18	.963
1998	63	.266	1667	237	444	79	17	15	602	208	133	.361	.327	234	38-58	1253	604	89	23	.954
1997	57	.259	1475	192	382	65	12	13	510	164	138	.346	-	216	79-99	1119	475	101	9	.940
1996	50	.261	1346	171	351	64	9	9	460	127	75	.342	.302	222	69-79	996	424	79	14	.947
1995	48	.246	1234	143	303	49	4	13	399	130	87	.323	.297	207	43-54	931	506	73	16	.952
1994	49	.297	1262	209	375	53	4	20	496	169	93	.393	.346	179	49-61	964	467	74	18	.951
1993	54	.223	1344	156	300	47	6	14	401	123	120	.298	-	189	43-56	1110	530	67	13	.961
1992	51	.246	1243	133	306	37	5	8	377	92	102	.303	.311	166	70-92	1012	495	58	16	.963
1991	54	.255	1398	186	356	41	5	12	443	144	120	.317	.401	177	98-123	1105	528	75	27	.956
1990	50	.257	1302	180	335	46	9	15	444	137	132	.341	.385	157	116-131	1048	524	60	20	.963
1989	46	.299	1237	229	370	58	20	14	510	188	148	.413	.417	117	100-115	902	473	55	20	.962
1988	43	.260	1075	162	280	40	3	13	365	132	87	.340	-	123	39-50	864	429	67	10	.951
1987	41	.209	1009	93	211	36	5	4	269	64	96	.267	.342	130	18	-	-	-	-	-
1986	37	.254	949	136	241	29	12	6	312	104	83	.329	-	121	37	791	485	53	10	.960
1985	52	.264	1351	187	358	49	20	10	477	153	95	.353	.337	187	61-78	1142	441	65	22	.960
1984	42	.242	1107	127	268	36	11	7	347	103	108	.313	.339	211	57-70	922	401	57	11	.959
1983	51	.226	1255	140	285	30	16	8	371	104	115	.296	.343	200	53-70	1029	406	63	8	.958
1982	26	.224	678	55	152	13	11	3	196	45	53	.289	-	112	4-15	-	-	-	-	-
1981	53	.211	1420	126	301	28	7	3	352	98	149	.248	-	185	44	-	-	-	-	-
1980	50	.234	1286	164	279	23	22	5	361	143	124	.281	-	104	46	-	-	-	-	-

## PITCHING

Year	G	W	L	SHO	IP	H	R	ER	ERA	SO	BB	WP	HBP	B/AVG.	AB
2025	52	21	30	8	337.0	385	235	192	3.99	271	158	19	23	.281	1370
2024	54	16	38	0	338.1	444	341	289	5.98	166	182	16	40	.312	1422
2023	50	19	31	4	315.1	421	302	240	5.33	228	155	16	50	.317	1330
2022	53	26	27	3	348.1	406	287	201	4.04	281	140	26	63	.281	1443
2021	46	10	36	1	278.2	440	314	260	6.53	100	147	11	52	.356	1236
2020	26	11	15	2	164.2	205	138	109	5.96	66	88	19	13	.308	800
2019	53	12	41	3	317.1	453	375	302	8.57	197	205	38	30	.325	1664
2018	53	14	39	0	326.0	493	372	299	8.25	141	205	23	34	.342	1727
2017	50	20	30	3	319.1	436	266	211	5.95	139	122	22	32	.322	1540
2016	50	23	27	1	329.2	479	274	227	6.20	138	105	20	53	.338	1623
2015	54	29	25	1	362.1	417	270	213	5.29	196	201	34	57	.284	1773
2014	52	16	36	0	319.0	506	407	349	9.85	196	271	31	57	.361	1770
2013	56	21	35	4	356.0	432	282	220	5.56	234	184	23	41	.293	1741
2012	52	27	25	3	334.2	480	310	261	7.02	147	195	15	34	.332	1716
2011	45	19	26	2	285.2	378	243	203	6.40	136	103	18	14	.316	1338
2010	48	11	37	3	310.0	463	335	271	7.87	129	109	12	24	.338	1534
2009	48	13	35	2	312.0	494	323	268	7.73	75	175	39	23	.367	1594
2008	51	25	26	2	327.0	400	235	192	5.28	210	91	17	29	.301	1496
2007	45	20	25	4	282.0	354	234	182	5.81	154	113	14	14	.306	1330
2006	54	23	31	4	346.2	446	308	261	6.78	210	214	24	15	.313	1707
2005	50	16	34	3	352.2	367	205	169	3.35	201	151	17	12	.268	1370
2004	65	30	35	12	439.1	417	231	187	2.98	339	149	30	22	.246	1694
2003	63	25	37	10	420.2	445	243	173	2.88	316	158	13	14	.267	1664
2002	47	18	28	2	313.0	449	234	185	5.32	147	66	-	41	.332	1353
2001	64	39	24	17	429.2	395	170	133	2.17	279	87	-	18	.242	1629
2000	56	38	18	9	376.1	363	170	136	2.53	223	66	-	-	.252	1447
1999	56	42	14	17	380	316	103	79	1.46	224	51	-	-	.225	1407
1998	63	23	40	7	417.2	454	255	202	3.39	197	113	-	15	.273	1834
1997	57	19	38	5	372.1	458	273	198	3.72	147	109	-	-	.294	1558
1996	50	18	32	2	332.2	414	233	181	3.81	116	151	-	-	.305	1357
1995	48	12	36	3	311.0	406	265	194	4.37	85	176	-	-	.321	1262
1994	49	26	23	4	321.1	383	172	115	2.51	121	72	-	-	.297	1290
1993	54	33	21	20	370.2	259	95	65	1.23	234	87	-	-	.197	1317
1992	51	30	21	-	346.0	280	109	77	1.56	225	74	-	-	.222	1264
1991	54	35	19	10	379.2	311	114	97	1.79	152	118	12	1	.224	1374
1990	50	31	19	12	349.1	307	112	88	1.76	79	74	10	5	.235	1304
1989	46	29	17	12	291.0	274	116	78	1.87	89	71	11	8	.214	1276
1988	43	21	22	6	285.0	255	109	71	1.74	92	73	-	-	-	-
1987	41	11	30	6	266.2	307	178	104	2.73	85	57	18	8	.283	1086
1986	37	22	15	10	265.0	204	71	46	1.21	104	38	-	-	-	-
1985	52	31	21	22	384.0	254	77	47	0.85	191	55	20	0	.214	1185
1984	42	28	14	14	306.0	228	72	52	1.18	159	62	13	6	.203	1121
1983	51	35	16	22	365.0	262	84	58	1.11	168	74	11	5	.203	1288
1982	26	4	22	0	186.0	191	128	84	3.16	66	55	25	5	.264	718
1981	53	34	19	15	378.0	259	113	68	1.21	282	111	7	17	.185	1397
1980	50	30	20	6	386.0	237	117	67	1.32	200	128	21	26	.182	1292



## OFFENSIVE LEADERS BY YEAR

### BATTING AVERAGE (min 25 AB)

2025	Ashley Archuleta.....	.411
2024	Rachael Hathoot.....	.382
2023	Rachael Hathoot.....	.396
2022	Andrea Howard.....	.403
2021	Andrea Howard.....	.336
2020	Cameryn O'Grady.....	.355
2019	Cameryn O'Grady.....	.348
2018	Chelsea Johnson.....	.342
2017	Jasmine Casados.....	.378
2016	Chelsea Johnson.....	.391
2015	Jasmine Casados.....	.386
2014	Willow Kalinen.....	.414
2013	Chelsea Anaya.....	.367
2012	Jessica Garica.....	.448
2011	Jessica Garcia.....	.418
2010	Danielle Castro.....	.410
2009	Samantha Hughes.....	.387
2008	Lindsey Elcess.....	.336
2007	Analise Rubalcava.....	.393
2006	Kristina Schmallen.....	.395
2005	Kristina Schmallen.....	.338
2004	Stephanie Kennedy.....	.321
2003	Ashley VanBoxmeer.....	.343
2002	Kelly Glass.....	.356
2001	Kelly Glass.....	.362
2000	Danielle Cassara.....	.365
1999	Danielle Cassara.....	.405
1998	Rachael Wennekamp.....	.347
1997	Jackie Van Hooydonk.....	.398
1996	Casey Coffman.....	.430
1995	Heather Medearis.....	.307
1994	Heather Medearis.....	.401
1993	Marnie Hill.....	.309
1992	Heather Medearis.....	.318
1991	Gloria Marcott.....	.345
1990	Kim Braatz.....	.326
1989	Beth Unterbrink.....	.346
1988	Liz Bogdanovic.....	.358


### HITS

2025	Ashley Archuleta.....	62
2024	Rachael Hathoot.....	66
2023	Peyton Robinson.....	60
2022	Andrea Howard.....	58
2021	Andrea Howard.....	42
2020	Cameryn O'Grady.....	27
2019	Cameryn O'Grady.....	49
2018	Chelsea Johnson.....	53
2017	Jasmine Casados.....	59
2016	Mariah Rimmer.....	67
2015	Mariah Rimmer.....	65
2014	Naomi Tellez.....	58
2013	Mariah Rimmer.....	63
2012	Jessica Garica.....	81
2011	Jessica Garcia.....	.61
2010	Cristin Anderson.....	53
2009	Samantha Hughes.....	58
2008	Lindsey Elcess.....	47
	Katie Gilmore.....	47
	Sara Loeffelholz.....	47
2007	Analise Rubalcava.....	48
2006	Kristina Schmallen.....	62
	Cassie Chavez.....	62
2005	Ryanne Hodgins.....	55
2004	Stephanie Kennedy.....	60
2003	Kelly Glass.....	68
2002	Kelly Glass.....	53
2001	Kelly Glass.....	64
2000	Danielle Cassara.....	65
1999	Danielle Cassara.....	68
1998	Rachael Wennekamp.....	61
1997	Jackie Van Hooydonk.....	70
1996	Casey Coffman.....	68
1995	Casey Coffman.....	50
1994	Heather Medearis.....	.61
1993	Dena Mullins.....	42
1992	Dena Mullins.....	45
1991	Gloria Marcott.....	48
1990	Kim Braatz.....	51
1989	Liz Bogdanovic.....	55

1988	Liz Bogdanovic.....	43
------	---------------------	----

### DOUBLES

2025	Ashley Archuleta.....	13
	Allie Williams.....	13
2024	Ashley Archuleta.....	7
	Chloe Yeatts.....	7
2023	Rachael Hathoot.....	9
2022	Leslie Romero.....	10
2021	Cameryn O'Grady.....	11
2020	Cameryn O'Grady.....	15
2019	Cameryn O'Grady.....	16
2018	Cameryn O'Grady.....	12
2017	Jasmine Casados.....	14
2016	Mariah Rimmer.....	14
2015	Mariah Rimmer.....	13
2014	Naomi Tellez.....	11
2013	Mariah Rimmer.....	6
2012	Stefanie Carramusa.....	16
2011	Jessica Garci.....	15
2010	Jessica Lujan-Dresslar.....	9
2009	Samantha Hughes.....	17
2008	Katie Gilmore.....	13
2007	Lindsey Elcess.....	9
2006	Lindsey Elcess.....	16
2005	Cassie Chavez.....	12
2004	Ashley Shartzter.....	12
2003	Ashley VanBoxmeer.....	16
2002	Brooke Chaffee.....	11
2001	Marianna Fenelli.....	14
2000	Danielle Cassara.....	15
1999	Danielle Cassara.....	13
	Lainie Horne.....	13
1998	Suzanne Dow.....	13
1997	Jackie Van Hooydonk.....	17
1996	Casey Coffman.....	21
1995	Heather Medearis.....	10
1994	Stephanie Smith.....	11
1993	Dena Mullins.....	11
1992	Dena Mullins.....	8
1991	Kim Braatz.....	12
	Wendy Beeghly.....	12
1990	Raylene Mayer.....	10
1989	Karla Ismay.....	10
1988	Liz Bogdanovic.....	7



Cameryn O'Grady

### TRIPLES

2025	Ashley Archuleta.....	5
2024	Keyannah Chavez.....	5
2023	Rachael Hathoot.....	7
2022	Andrea Howard.....	3
2021	Cameryn O'Grady.....	2
	Andrea Howard.....	2
2020	Rachael Hathoot.....	2
2019	Bailey Klitzke.....	3
2018	Cameryn O'Grady.....	4
2017	Jade Gray.....	2

	Michala Erickson.....	2
2016	Mariah Rimmer.....	3
	Shelbie Franc.....	3
2015	Shelbie Franc.....	4
2014	Mariah Rimmer.....	5
2013	Kaity Ingram.....	3
2012	Kerry Hodgins.....	3
	Chelsea Anaya.....	3
2011	Kaity Ingram.....	3
2010	Cristin Anderson.....	3
2009	Shaunte Duarte.....	1
	Shenise Cox.....	1
	Katie Gilmore.....	1
	Jessica Garcia.....	1
2008	Kim Holyfield.....	2
2007	Ashley Allen.....	2
	Samantha Hughes.....	2
	Amy Ray.....	2
2006	Ryanne Hodgins.....	3
2005	Ryanne Hodgins.....	3
2004	Stephanie Kennedy.....	2
	Robyn Hutson.....	2
2003	Sabrina Sandberg.....	3
2002	Brooke Chaffee.....	1
	Cayley Warner.....	1
	Krystal Mejia.....	1
2001	Michelle Carter.....	3
2000	None.....	0
1999	Melissa Krolik.....	3
1998	Lainie Horne.....	7
1997	Jackie Van Hooydonk.....	8
1996	Suzanne Dow.....	3
1995	Heather Medearis.....	1
	Casey Coffman.....	1
	Michelle Cash.....	1
	Suzanne Dow.....	1
1994	Heather Medearis.....	2
1993	Casey Coffman.....	1
	Sandi Hinojos.....	1
	Dena Mullins.....	1
	Risa Ott.....	1
1992	Terri Bailey.....	4
1991	Gloria Marcott.....	2
1990	Kim Braatz.....	3
	Tracy Vun Kannon.....	3
1989	Liz Bogdanovic.....	5
1988	Kristen Nethery.....	1
	Angel LoGreco.....	1
	Amy Minick.....	1

### HOME RUNS

2025	Miracle McKenzie.....	5
2024	Chloe Yeatts.....	10
2023	Maddie Boldt.....	9
2022	Andrea Howard.....	18
2021	Andrea Howard.....	12
2020	Andrea Howard.....	7
2019	Lauren Wilmert.....	7
2018	Chelsea Johnson.....	10
2017	Chelsea Johnson.....	7
2016	Chelsea Johnson.....	11
2015	Lisa Rodrigues.....	8
	Michala Erickson.....	8
2014	Jasmine Casados.....	7
	Naomi Tellez.....	7
2013	Cassandra Kalapsa.....	7
2012	Jessica Garcia.....	24
2011	Jessica Garcia.....	13
2010	Cristin Anderson.....	7
2009	Samantha Hughes.....	8
2008	Lindsey Elcess.....	10
2007	Amy Ray.....	8
2006	Kristina Schmallen.....	12
2005	Lindsey Elcess.....	5
2004	Cassie Chavez.....	8
2003	Ashley VanBoxmeer.....	10
2002	Michelle Carter.....	7
	Cassie Chavez.....	7
2001	Kathy Moore.....	10
2000	Kathy Moore.....	12

1999	Danielle Cassara	13
1998	Kathy Moore	6
1997	Jackie Van Hooydonk	5
1996	Jackie Van Hooydonk	3
1995	Jackie Van Hooydonk	5
1994	Heather Medearis	9
1993	Heather Medearis	4
1992	Heather Medearis	2
	Dena Mullins	2
	Gloria Marcott	2
1991	Kim Braatz	4
1990	Jody Lunz	4
1989	Karla Ismay	4
1988	Liz Bogdanovic	3
	Beth Unterbrink	3

## RUNS SCORED

2025	Ashley Archuleta	40
2024	Rachael Hathoot	37
2023	Rachael Hathoot	38
2022	Andrea Howard	40
2021	Cameryn O'Grady	34
2020	Cameryn O'Grady	22
2019	Cameryn O'Grady	32
2018	Cameryn O'Grady	31
2017	Shelbie Franc	30
2016	Mariah Rimmer	43
2015	Brandi Heimburg	38
2014	Mariah Rimmer	30
2013	Mariah Rimmer	34
2012	Stefanie Carramusa	60
2011	Jessica Garcia	33
2010	Cristin Anderson	41
2009	Samantha Hughes	38
	Cristin Anderson	38
2008	Sara Loeffelholz	32
2007	Samantha Hughes	37
2006	Cassie Chavez	41
2005	Cassie Chavez	25
2004	Cassie Chavez	24
	Sabrina Sandberg	24
2003	Ashley VanBoxmeer	35
2002	Cassie Chavez	29
2001	Krissy Keene	31
2000	Marianna Fenelli	39
1999	Marianna Fenelli	45
1998	Marianna Fenelli	35
1997	Jackie Van Hooydonk	47
1996	Jackie Van Hooydonk	30
1995	Heather Medearis	24
1994	Heather Medearis	35
1993	Karen Matteson	20
1992	Terri Bailey	24
1991	Terri Bailey	27
1990	Wendy Beeghly	24
1989	Karla Ismay	34
1988	Liz Bogdanovic	23

## RUNS BATTED IN

2025	Jessica DeLeon	33
2024	Chloe Yeatts	34
2023	Rachael Hathoot	31
	Chloe Yeatts	31
2022	Andrea Howard	57
2021	Andrea Howard	33
2020	Andrea Howard	24
2019	Lauren Wilmert	35
2018	Chelsea Johnson	40
2017	Jasmine Casados	39
2016	Jasmine Casados	42
2015	Jasmine Casados	40
2014	Naomi Tellez	43
2013	Naomi Tellez	26
2012	Jessica Garcia	69
2011	Stefanie Carramusa	38
2010	Cristin Anderson	20
	Erin Brandow	20
	Stefanie Carramusa	20

2009	Katie Gilmore	36
2008	Gabriella Parra	38
2007	Analise Rubalcava	34
2006	Kristina Schmallen	52
2005	Ashley Shartzter	21
2004	Cassie Chavez	25
2003	Ashley VanBoxmeer	33
2002	Michelle Carter	29
2001	Krissy Keene	31
2000	Danielle Cassara	51
1999	Danielle Cassara	54
1998	Lainie Horne	35
1997	Jackie Van Hooydonk	33
	Marnie Hill	33
1996	Casey Coffman	31
1995	Heather Medearis	20
1994	Heather Medearis	36
1993	Heather Medearis	25
1992	Heather Medearis	20
1991	Gloria Marcott	21
1990	Kim Braatz	27
1989	Karla Ismay	30
1988	Liz Bogdanovic	24

## STOLEN BASES

2025	Hayden Luderer	5
2024	Ashley Archuleta	7
2023	Peyton Robinson	15
2022	Peyton Robinson	8
2021	Rachael Hathoot	9
2020	Briana Martinez	5
2019	Bailey Klitzke	2
	Monica Salas	2
	D'Andra DeFlora	2
2018	Sydney Townes	6
2017	D'Andra DeFlora	6
2016	Mariah Rimmer	12
2015	Mariah Rimmer	13
2014	Mariah Rimmer	13
2013	Mariah Rimmer	26
2012	Jessica Lujan-Dresslar	10
2011	Kaity Ingram	6
2010	Stefanie Carramusa	12
2009	Samantha Hughes	14
2008	Samantha Hughes	24
2007	Samantha Hughes	27
2006	Ryanne Hodgins	6
2005	Ryanne Hodgins	6
2004	Jennifer Sena	6
2003	Kelly Glass	15
2002	Kelly Glass	21
2001	Kelly Glass	26
2000	Kelly Glass	26
1999	Cayley Warner	39
1998	Rachael Wennekamp	8
	Marianna Fenelli	8
1997	Jackie Van Hooydonk	40
1996	Jackie Van Hooydonk	23
1995	Jackie Van Hooydonk	8
	Suzanne Dow	8
1994	Lynda Valdez	14
1993	Karen Matteson	8
	Heather Medearis	8
1992	Julie Garcia	29
1991	Tracy Vun Kannon	25
1990	Tracy Vun Kannon	28
1989	Liz Bogdanovic	15
	Julie Garcia	15
1988	Liz Bogdanovic	7



Rachael Hathoot



Peyton Robinson



## COACHING HISTORY

Year	W	L	T	Coach
1978	17	16	0	Susan Craig
1979	20	25	0	Susan Craig
1980	23	22	0	Susan Craig
1981	29	19	0	Susan Craig
1982*	4	28	0	Susan Craig
1983	35	16	0	Susan Craig
1984	28	15	0	Susan Craig
1985	32	23	0	Susan Craig
1986	25	14	0	Susan Craig
1987	11	30	0	Susan Craig
1988	21	22	0	Susan Craig
1989	30	17	0	Susan Craig
1990	31	19	0	Susan Craig
1991	35	19	0	Susan Craig
1992	29	21	0	Susan Craig
1993	33	21	0	Susan Craig
1994	26	22	0	Susan Craig
1995	12	36	0	Susan Craig
1996	21	32	0	Susan Craig
1997	19	38	0	Susan Craig
1998	24	40	0	Susan Craig
1999	42	14	0	Susan Craig
2000	38	18	0	Susan Craig
2001	39	24	1	Susan Craig
2002	19	29	1	Susan Craig
2003	25	37	1	Kim Newbern
2004	30	35	0	Kim Newbern
2005	16	34	0	Kim Newbern
2006	23	31	0	Kim Newbern
2007	20	25	0	Ty Singleton
2008	25	26	0	Ty Singleton
2009	13	35	0	Ty Singleton
2010	11	37	0	Ty Singleton
2011	19	26	0	Erica Beach
2012	27	25	0	Erica Beach
2013	21	35	0	Erica Beach
2014	16	36	0	Erica Beach
2015	29	25	0	Erica Beach
2016	23	27	0	Erica Beach
2017	20	30	0	Erica Beach
2018	14	39	0	Paula Congleton
2019	12	41	0	Paula Congleton
2020	11	15	0	Paula Congleton
2021	10	36	0	Paula Congleton
2022	26	27	0	Paula Congleton
2023	19	31	0	Nicole Dickson
2024	16	38	0	Nicole Dickson
2025	21	30	1	Nicole Dickson

\*Indicates first year affiliated with the NCAA

## LOBO COACHING RECORDS

Coach	W	L	T	Win %
Susan Craig	643	580	2	.525
Kim Newbern	94	137	1	.407
Ty Singleton	69	123	0	.359
Erica Beach	155	204	0	.432
Paula Congleton	73	158	0	.316
Nicole Orgeron	56	99	1	.362

## ALL-TIME LOBO RECORD

Seasons	W	L	T	Win %
47	1,090	1,301	4	.455

## LOBOS IN THE POSTSEASON

Coach	Year	Record	Assoc.
Susan Craig	1980	0-2	AIAW
Susan Craig	1981	1-2	AIAW
Susan Craig	1983	1-2	NCAA

## AWARDS AND HONORS

### ALL-AMERICANS

1986	Kathy Dyer	First Team (NSCA)
1990	Kim Braatz	Second Team (NSCA)
1989	Karla Ismay	Second Team (NSCA)
1990	Tracy Vun Kannon	Third Team (NSCA)
2012	Jessica Garcia	Third Team (NFCA)
2012	Jessica Garcia	Second Team (Easton Fastpitch)
2015	Mariah Rimmer	(National Strength & Conditioning Association)



Paula Congleton

### ALL-REGION/DISTRICT

1981	Claire Miller	Second Team
1984	Allison Maney	Second Team
1984-85	Sue Kragseth	Second Team
1984,1987	Sue Inman	Second Team
1985	Meg Connors	Second Team
1985-86	Sheila Blonigan	First Team
1987-89	Liz Bogdanovic	First Team
1983	Tippy Borrego	First Team
1990	Terri Bailey	Second Team
1990	Wendy Beeghly	Second Team
1990	Kim Braatz	First Team
1990	Angel LoGreco	Second Team
1990	Jody Lunz	Second Team
1991	Gloria Marcott	Second Team
1991	Tracy Vun Kannon	Second Team
1994	Heather Medearis	Second Team
2002	Brooke Chaffee	First Team
1996	Casey Coffman	First Team
1985, 1987	Kathy Dyer	First Team
1981-83	Tammy Goff	First Team
1989	Karla Ismay	First Team
1985	Michelle Madrid	First Team
1992	Dena Mullins	First Team
1985	Diane Settle	First Team
1986-87, 1989	Beth Unterbrink	First Team
1990	Tracy Vun Kannon	First Team
2000	Krissy Keene	Second Team
2001	Amy Dumas	Second Team
2001	Kelly Glass	Second Team
2001	Kathy Moore	Second Team
2003	Ashley VanBoxmeer	Second Team
2005-06, 2008	Lindsey Elcess	Second Team
2006	Kristina Schmallen	Second Team
2011	Jessica Garcia	Second Team
2012	Jessica Garcia	First Team
2012	Stefanie Carramusa	Second Team
2016	Chelsea Johnson	Third Team
2016	Mariah Rimmer	Third Team

### CONFERENCE HONORS

Dena Mullins	WAC Player of the Year (1992)
Heather Medearis	WAC Freshman of the Year (1992)
Susan Craig	WAC Coach of the Year (1999)
Susan Craig/Ken Johnson	WAC Coach of the Year (1992)
* Co-Coach of the Year	

### ALL-CONFERENCE

Chelsea Anaya (MW)	2012
Crisitn Anderson (MW)	2010
Macie Andrews	2024
Ashley Archuleta (MW)	2022, 2023, 2025
Terry Bailey (WAC)	1991, 1992
Renee Bergeron (WAC)	1996
Sheila Blonigan (HCAC)	1986
Liz Bogdanovic (HCAC)	1988, 1989
Tippy Borrego	1980, 1981
Kim Braatz (WAC)	1991
Michelle Carter	2002
Michelle Cash (WAC)	1995
Danielle Cassara (WAC)	1997, 2000
Danielle Castro (MW)	2011
Stefanie Carramusa (MW)	2011, 2012
Brooke Chaffee	2002
Cassie Chavez (MW)	2002, 2006
Casey Coffman (WAC)	1993, 1995, 1996
Kathy Dyer (HCAC)	1986
Jessica Garcia (MW)	2012
Julie Garcia (WAC)	1991, 1992
Katie Gilmore (MW)	2008
Kelly Glass (MW)	2000-2003
Tammy Goff	1980, 1981
McKenna Guest (MW)	2025
Rachael Hathoot (MW)	2023, 2024
Brandi Heimborg (MW)	2014, 2015
Arlene Hernandez (HCAC)	1986
Marnie Hill (WAC)	1994, 1997
Lainie Horne (WAC)	1999
Andrea Howard (MW)	2018, 2020, 2022
Samantha Hughes (MW)	2009
Sue Inman (HCAC)	1986
Karla Ismay (HCAC)	1989
Chelsea Johnson (MW)	2016, 2017, 2018
Willow Kalinen (MW)	2014
Krissy Keene (MW)	2000
Stephanie Kennedy (MW)	2004
Angel LoGreco (HCAC)	1990
Jody Lunz (WAC)	1991
Gloria Marcott (WAC)	1991, 1992
Briana Martinez (MW)	2020
Raylene Mayer (HCAC)	1988
Heather Medearis (WAC)	1994, 1995
Claire Miller	1980
Kathy Moore (MW)	2000, 2001
Dena Mullins (WAC)	1992, 1993
Iraina Ogas (MW)	2003
Cameryn O'Grady (MW)	2019, 2020, 2021
Hayley Punter (MW)	2001
Mariah Rimmer (MW)	2015, 2016
Analise Rubalcava (MW)	2007, 2009
Kristina Schmallen (MW)	2005, 2006
Stephanie Smith (WAC)	1991, 1992, 1994
Naomi Tellez (MW)	2014
Beth Unterbrink (HCAC)	1988, 1989
Tracy Vun Kannon (HCAC)	1990
Jackie Van Hooydonk (WAC)	1997
Ashley VanBoxmeer (MW)	2003
Allie Williams (MW)	2025

### ACADEMIC ALL-CONFERENCE

Chelsea Anaya	2011-12, 2014
Nicole Abeyta (WAC)	1997-99
Ashley Allen	2007-08
Cristin Anderson	2009

Ashley Archuleta	2022, 2023, 2024, 2025
Lexi Atcity	2025
Caprice Barela	2025
Elizabeth Baylor	2023, 2024
Olivia Birkinshaw	2023
Jordyn Bledsoe	2010-12
Maddie Boldt	2023
Tiffany Bradley	2002-03
Erin Brandow	2008-10
Savannah Braun	2021
Brooke Breland	2016
Kali Brim	1999-00
Emmalyn Brinka	2023
Sydney Broderick	2018-22
Katherine Brunner	2024, 2025
Maggie Buckholz	2019
Jamar Bynum	2002-03
Kristy Byrge (WAC)	1997
Janee Cameron	2022
Sydney Carithers	2024, 2025
Heather Carter	2006
Michelle Carter	2000-01,01-02
Jasmine Casados	2014, 2016
Ava Castillo	2025
Tiffani Chambers	1999-00,00-01,01-02
Keyannah Chavez	2023, 2024, 2025
Shenise Cox	2009-12
Kayce Danna	2006
Ella Dawson	2025
Kaela DeBroeck	2010-12
D'Andra DeFlora	2016, 2018-19
Jessica DeLeon	2025
Becky Dover	2004-07
Michala Erickson	2014, 2016, 2017
Marianna Fenelli	1999-00,00-01
Krissy Fortner	2016, 2017, 2018
Shelbie Franc	2014-16, 17
Natalie Fritz	2025
Jessica Garcia	2009, 2012
Julie Garcia (WAC)	1992
Lauren Garcia	2023
Samantha Gatson	2010
Katie Gilmore	2007-10
Juanita Gonzales	2001-02
McKenna Guest	2024, 2025
Emma Guindon	2021-22
Jade Gray	2017
Sheryl Guillermo	2010, 2012
Ally Hakeem	2011, 2012, 2014
Karissa Halem	2016
Kasey Halleen	2016-19
Talia Hannappel	2021
Daryn Haslam	2019
Rachael Hathoot	2020, 2021, 2023, 2024
Brandi Heimborg	2014
Ora Hensley	2003-04
Mia Hignojos	2014
Kerry Hodgins	2009-12
Ryanne Hodgins	2003-07
Andrea Howard	2018-22
Samantha Hughes	2006-09
Kaity Ingram	2011
Chelsea Johnson	2016-17, 2018
Casandra Kalapsa	2010-12
Willow Kalinen	2014
Krissy Keene	1999-00,00-01
Bailey Klitzke	2019, 2020
Kim Korsak	2002-03,03-04
Melissa Krolik (WAC)	1997-1999
Terri Laguna (WAC)	1992-93, 1995
Amber Linton	2022, 2023, 2024
Sara Loeffelholz	2007
Hayden Luderer	2024, 2025
Angelica Lujan	2018
Jessica Lujan-Dresslar	2009-12
Briana Martinez	2020-22
Jensen Main	2017
Callie McGarrigle	2017
Miracle McKenzie	2025



Allison McMillan .....	1999-00
Tess McPherson .....	2016, 2017
Kelly Ninemire .....	2008
Cameryn O'Grady .....	2017-21
Samantha Oliver .....	2018
Gabriella Parra .....	2008
Ashley Perkins .....	2003-04, 04-05
Caley Peterson .....	2004-05
Hayley Punter .....	2000-01, 01-02
Grace Rana .....	2023, 2025
Amy Ray .....	2004-07
Mariah Rimmer .....	2016
Christina Rios .....	2004-05
Ashlyn Roberts .....	2021-22
Danielle Robertshaw (WAC) .....	1997, 1999
Peyton Robinson .....	2021-23
Lisa Rodrigues .....	2014, 16
Tori Rogers .....	2007
Leslie Romero .....	2023
Analise Rubalcava .....	2007-09
Tanya Saavedra (WAC) .....	1996
Monica Salas .....	2018-19
Brianna Sanchez .....	2020
Diamond Sandoval .....	2021-22
Jen Sena .....	2003-04
Gavyn Shafer .....	2020
Ashley Shartzner .....	2004-05
Samantha Simons .....	2021
Jordan Sjostrand .....	2012, 2014
Cheyenne Smith .....	2016, 2017
Karly Smith .....	2024
Taylor Snow .....	2023, 2024
Lauren Soles .....	2016
Kiana Spencer .....	2019
Gabrielle Stacey .....	2014
Naomi Tellez .....	2014
Marina Tinari .....	2025
Sydney Townes .....	2018-19
Jenna Trim .....	2023
Reyan Tuck .....	2020-22
Brooke Umali .....	2024
Alexis Vigil .....	2021
Cayley Warner .....	2000-02
Aleyah Wilbon .....	2019
Allie Williams .....	2025
Lauren Wilmert .....	2017-21
Chloe Yeatts .....	2023, 2024
Liz Young .....	2004-06
Taryn Young .....	2020-22

### ACADEMIC ALL-AMERICAN

Tiffani Chambers .....	2002
Paula Congleton .....	1981
1980, 1982 (Honorable Mention)	
Cayley Warner .....	2002
Andrea Howard (CoSIDA) .....	Second Team, 2019
.....	First Team, 2021
.....	First Team, 2022

### ACADEMIC ALL-DISTRICT

Sydney Carithers .....	2024
Ryanne Hodgins .....	2005
Katie Gilmore .....	Second Team 2010
Cassandra Kalapsa .....	Second Team 2011
Rachael Hathoot .....	2023, 2024
Brandi Heimburg (CoSIDA) .....	First Team 2015
Andrea Howard (CoSIDA) .....	First Team, 2019
.....	First Team, 2021
.....	First Team, 2022
Amber Linton .....	2023, 2024
Peyton Robinson .....	2023
Taylor Snow .....	2024

### NFCA ALL-AMERICA SCHOLAR ATHLETES

Maddie Boldt .....	2023
Kaela DeBroeck .....	2011
Tiffani Chambers .....	2001
Marianna Fenelli .....	2001
Samantha Fohrman .....	2023
Madeline Greene .....	2011
Sheryl Guillermo .....	2011
Ally Hakeem .....	2011
Andrea Howard .....	2022
Kaity Ingram .....	2011
Cassandra Kalapsa .....	2011
Kristina Keene .....	2001
Amber Linton .....	2022, 2023
Jessica Lujan-Dresslar .....	2011
Grace Rana .....	2023
Peyton Robinson .....	2022, 2023
Jenna Trim .....	2023
Alexis Vigil .....	2022
Cayley Warner .....	2000, 2001

### CONFERENCE PLAYERS OF THE WEEK

Chelsea Anaya .....	2/24/13
Stefanie Carramusa .....	4/19/11, 2/28/12, 3/27/12
Jasmine Casados .....	3/4/14, 3/11/14, 4/6/15
Danielle Cassara .....	2/9/98, 3/2/98,
.....	4/5/99, 4/10/00, 5/8/00
Brooke Chaffee .....	4/19/00, 4/25/00
Tiffani Chambers .....	2/7/01
Cassie Chavez .....	3/21/06
Keyannah Chavez .....	3/28/23
Casey Coffman .....	2/12/96
Shenise Cox .....	2/21/12
Shaunte Duarte .....	2/24/09
Lindsey Elcess .....	4/5/05, 4/3/07
Marianna Fenelli .....	2/8/99
Jessica Garcia .....	3/15/11, 2/14/12
Julie Garcia .....	4/14/92
Katie Gilmore .....	4/29/08, 3/2/10
Rachael Hathoot .....	5/11/21
Andrea Howard .....	5/18/21, 2/22/22
Chelsea Johnson .....	3/29/16, 4/19/16
Cassandra Kalapsa .....	4/9/13
Krissy Keene .....	3/27/01
Stephanie Kennedy .....	2/16/04
Sarah Maulorico .....	3/21/00
Kathy Moore .....	3/8/00
Iraina Ogas .....	3/2/04
Cameryn O'Grady .....	3/3/20, 4/27/21
Janis Robinson .....	4/21/97
Peyton Robinson .....	3/14/23
Analise Rubalcava .....	3/14/06, 4/17/07
Kristina Schmallen .....	3/28/06
Ashley VanBoxmeer .....	3/3/03

### CONFERENCE PITCHERS OF THE WEEK

Danielle Cassara .....	2/9/99, 3/23/99,
.....	2/8/00, 2/29/00, 3/21/00
Amy Dumas .....	3/20/01, 3/27/01, 3/3/03
Samantha Gatson .....	3/2/10
Katie Gregg .....	3/28/06, 4/11/06
McKenna Guest .....	3/10/25
Amber Linton .....	3/1/22, 3/14/23, 5/6/24
Tess McPherson .....	2/14/17
Kathy Moore .....	2/22/99, 2/15/00, 4/25/00
Kelly Ninemire .....	3/20/07, 3/11/08
Ashley Perkins .....	2/24/04, 3/2/04, 3/22/05
Caley Peterson .....	3/14/06
Hayley Punter .....	4/10/01
Carrie Sheehan .....	4/8/2012, 2/24/15
Lauren Soles .....	2/19/2013, 2/10/15

### CONFERENCE FRESHMAN OF THE WEEK

Emma Bramson .....	2/2/22
Katherine Brunner .....	4/22/24
Keyannah Chavez .....	2/21/23, 3/28/23
Jessica DeLeon .....	4/7/25

Natalie Fritz .....	3/10/25, 4/14/25
McKenna Guest .....	3/25/24
Miracle McKenzie .....	3/17/25
DeNae Vasquez-Dickson .....	5/6/24



Cayley Warner







## ALL-TIME LETTERWINNERS

-A-	Abeyta, Nicole	1996-99	Danna, Kayce	-D-	Heimburg, Brandi	2014-15
	Allen, Ashley	2005-08	Dawson, Ella		Hensley, Ora	2003-04
	Anderson, Cristin	2009-10	DeBroeck, Kaela		Hernandez, Arlene	1985-86
	Andrews, Macie	2024	DeFant, Chris		Hernandez, Jennifer	2020
	Anaya, Chelsea	2011-14	DeFlora, D'Andra		Higgins, Arvita	1978-79
	Archuleta, Ashley	2022-25	Deitrich, Jennifer		Hill, Marnie	1993-97
	Archuleta, Bridge	1981-82	DeLeon, Jessica		Hignojos, Mia	2012-15
	Atcitty, Lexi	2025	Dinius, Venisa		Hinojos, Sandi	1989-93
			Dover, Becky		Hodgins, Kerry	2009-12
			Dow, Suzanne		Hodgins, Rynne	2004-07
-B-	Bachis, Taryn	1979	Duarte, Shaunte	-E-	Holyfield, Kim	2007-08
	Bailey, Terri	1989-92	Duffy, Taylor		Horne, Lainie	1997-2000
	Baldwin, Jodi	1995	Dumas, Amy		Howard, Andrea	2018-22
	Balkovec, Rachel	2007-08	Dyer, Kathy		Howell, Patty	1978
	Barela, Caprice	2025-current			Hudson, Ashley	2008
	Baylor, Elizabeth	2023-24	Edelbrock, Kelli		Hughes, Samantha	2006-09
	Beeghly, Wendy	1988-91	Elcess, Lindsey		Huibregtse, Holly	1995
	Bergeron, Renee	1993-96	Erickson, Michala		Hutson, Robyn	2004
	Bethke, Marissa	2017-18				
	Birkinshaw, Olivia	2022-23				
-C-	Blanchard, Brandy	1993		-F-	Illig, Jacque	1989-92
	Blankenship, Denise	1983	Fenelli, Marianna		Ingram, Kaity	2011, 2013
	Bledsoe, Jordyn	2010, 2012-13	Ferguson, Kennedy		Inman, Sue	1983-86
	Blonigan, Sheila	1983-86	Fetman, Melissa		Ismay, Karla	1986-89
	Bogdanovic, Liz	1986-89	Finnegan, Laurie			
	Boldt, Maddie	2023	Fohrman, Samantha		Jenkins, Skylar	2019-20
	Borrego, Tippy	1981-82	Fortner, Krissy		Johnson, Chelsea	2015-18
	Braatz, Kim	1990-91	Franc, Shelby		Johnson, Day'Mian	2018
	Bradley, Tiffany	2001-03	Fritz, Natalie		Johnson, Tracy	1987-88
	Bramson, Emma	2022- 25			Jones, Kenzie	2024
-G-	Brandow, Erin	2007-10	Gallucci, Katie	-J-	Jones, Taylor	2018-20
	Braun, Savannah	2021-24	Garcia, Jessica			
	Breland, Brooke	2016	Garcia, Julie		Kalapsa, Cassandra	2010-13
	Brim, Kali	2000	Garcia, Lauren		Kalinen, Willow	2014
	Brinka, Emmalyn	2023	Garrison, Christy		Keene, Krissy	1998-2001
	Briones, Gabrielle	2024-current	Gatson, Samantha		Kennedy, Stephanie	2003-04
	Broderick, Sydney	2018-22	Geith, Courtney		Klitzke, Bailey	2019-20
	Brouse, Emily	2024	Gelfand, Jordan		Kornegay, Chaniece	1990-92
	Brunner, Katherine	2024-25	George, Tianna		Korsak, Kim	2001-04
	Buckholz, Maggie	2019	Gilkey, Linda		Kostyszyn, McKenna	2022
-H-	Buddenhagen, Alexis	2020	Gilmore, Katie	-K-	Kragseth, Sue	1981-84
	Buhrow, Hildy	1979	Glass, Kelly		Krolik, Melissa	1996-99
	Bustos, Roxanne	1985	Goff, Gilli			
	Bynum, Jamar	2003-04	Goff, Tammy			
	Byrge, Kristy	1995-97	Gonzales, Juanita		Laguna, Terri	1992-95
			Gonzalez, Aysiah		Linton, Amber	2022-24
			Gonzalez, Evany		Little, Rehanna	2015
			Graf, Kathy		Lloyd, Jasmyn	2025-current
			Gray, Jade		Loeffelholz, Sara	2007-08
			Greene, Madeline		LoGreco, Angel	1987-90
-I-	Cahill, Tierney	1986	Gregg, Katie	-L-	Longerot, Lisa	1987
	Cameron, Janae	2022-23	Griego, Gloria		LoNigro, Carmen	1998-99
	Campbell, Nancy	1978-79	Grey, Julie		Lucero, Amy	1983-86
	Carithers, Sydney	2024-25	Guest, McKenna		Lucero, Shelby	2014
	Carramusa, Stefanie	2010-12	Guillermo, Sheryl		Luderer, Hayden	2024-current
	Carter, Heather	2006-08	Guindon, Emma		Lujan, Angelica	2017-18
	Carter, Michelle	2001-02	Gutierrez, Kari		Lujan-Dresslar, Jessica	2009-12
	Caruso, Mary	1978			Lunz, Jody	1988-91
	Casados, Jasmine	2014-17				
	Cash, Michelle	1992-95				
-M-	Cassara, Danielle	1997-00	Haack, Adelaide	-H-	Machac, Madelyn	2008
	Castillo, Ava	2025	Haley, Jennifer		Madrid, Michele	1982-85
	Castro, Danielle	2009-12	Halleen, Kasey		Magana, Mimi	1997-98
	Chaffee, Brooke	1999-2002	Hakeem, Ally		Main, Jensen	2017-18
	Chambers, Tiffani	1999-2002	Haleman, Karissa		Maney, Allison	1982-85
	Chavez, Cassie	2002, 2004-06	Hanawahine, Jewels		Manley, Kelly	1993
	Chavez, Keyannah	2023-25	Hannappel, Talia		Marcott, Gloria	1991-92
	Coffman, Casey	1993-96	Hannifin, Joy		Marquez, Merlinda	1999
	Cole, Missi	1991	Hanson, Ann		Marshall, Kaye	1982
	Complan, Seleste	2023	Harrison, Jana		Martinez, Briana	2020-22
-J-	Congleton, Paula	1981-83	Haslam, Daryn	-I-	Martinez, Savana	2022-24
	Connors, Meg	1981-84	Hatfield, Dejah		Matteson, Karen	1992-94
	Cox, Shenise	2009-12	Hathoot, Rachael		Maulorico, Sarah	2000
	Craill, Brittany	2006-07	Heathcock, Georgia		Mayer, Raylene	1988-91
	Cramer, Katie	1990-91				
	Cranmer, Elena	1999-2003				
	Cravens, Cindy	1978-81				
	Croteau, Amanda	2024				



[illegible]



**THE UNIVERSITY OF NEW MEXICO**









## THE UNIVERSITY OF NEW MEXICO

Founded in 1889 as New Mexico's flagship institution, The University of New Mexico now occupies nearly 800 acres near old Route 66 in the heart of Albuquerque, a metropolitan area of more than 500,000 people. From the magnificent mesas to the west, past the banks of the historic Rio Grande to the Sandia Mountains to the east, Albuquerque is a blend of culture and cuisine, styles and stories, people, pursuits and panoramas. Offering a distinctive campus environment with a Pueblo Revival architectural theme, the campus buildings echo nearby Pueblo Indian villages. The nationally recognized campus arboretum and the popular duck pond offer an outstanding botanical experience in the midst of one of New Mexico's great public open spaces.

### The People

As a Hispanic-Serving Institution, the University represents a cross-section of cultures and backgrounds. In fall of 2017, 25,015 students attended main campus with another 7,609 students at branch campuses and education centers.

UNM boasts an outstanding faculty that includes a Nobel Laureate, two MacArthur Fellows, 35 Fulbright scholars and several members of national academies. Faculty publish in many professional journals including Scientific American, The New England Journal of Medicine and Nature. UNM professors have been quoted in Newsweek, Los Angeles Times, Business Week, People Magazine, Parade Magazine, U.S. News and World Report, and The New Yorker, among others. They have shared their expertise on CNN, the Today Show, Good Morning America, Nova National Geographic and other news shows.

UNM employs more than 20,000 people statewide, including employees of University Hospital. It has more than 159,000 active alumni, with Lobos in every state and more than 1,400 alumni outside the U.S. More than half of UNM's alumni choose to remain in New Mexico.

### The Places

The University has branch campuses in Gallup, Los Alamos, Taos and Valencia County, plus UNM West, an extension campus in Rio Rancho. UNM offers bachelor and graduate degree completion programs throughout the state via Extended Learning and has education centers located at the four branch campus locations as well as in Santa Fe, Farmington, and at Kirtland Air Force Base. UNM's libraries, museums, galleries and performance spaces are a rich cultural resources for the state. Home to the Lobos and contenders in the Mountain West, UNM athletics draws fans from all over. Dreamstyle Arena is one of college basketball's most famous and recognizable buildings. In fact, The Pit was ranked 8th by USA Today as one of the best arenas to watch college basketball.



### The Programs

UNM is a place where cutting-edge research and creative endeavors flourish. UNM research injects millions of dollars into New Mexico's economy, funds new advancements in healthcare, and augments teaching – giving students valuable hands-on training in state-of-the-art laboratories.

The Health Sciences Center is the state's largest integrated health care treatment, research and education organization. U.S. News and World Report's 2015 edition of "America's Best Graduate Schools" ranks the UNM



School of Medicine 40th in primary care and 83rd in research, while specific areas also rank again among the top 10 – rural medicine, second, and family medicine, ninth. Additionally, in health disciplines, UNM's nursing/midwifery program is ranked fifth. UNM School of Law is ranked 72th, while ranking ninth in clinical training. UNM College of Fine Arts is ranked 53rd, with its photography program ranked fifth in the nation. The engineering program is ranked 87th nationally, with electrical engineering coming in at 53rd, and Chemical Engineering ranking at 58th.

UNM is the only Hispanic-Serving Institution in the U.S. that is also classified a Carnegie Research University with Very High Activity. Recently, Hispanic Business Magazine ranked four University schools among the top 10. The list included: UNM School of Law, seventh; UNM Anderson School of Management, fourth; UNM School of Medicine, seventh; and the UNM School of Engineering, sixth.

Among the University's outstanding research units are the Center for Advanced Research Computing, Cancer Center, New Mexico Engineering Research Institute, Center for High Technology Materials, Design Planning Assistance Center, and the Mind Research Network.

### UNM Traditions-The Lobo Nickname

A number of legends have arisen over the years as to how The University of New Mexico got "Lobo" as its official nickname. When the university began playing football in 1892, the team was simply referred to as "The University Boys" or "Varsities" to distinguish themselves from the prep school kids.

The student body, at least as early as 1917, began to seriously explore the possibilities for both a mascot and a new name for the student newspaper, which was then called simply the "U.N.M. Weekly." Several names for the paper were suggested, including The Rattler, the Sand Devil, the Ki-yo-te and the Cherry and Silver. However, there was no single name that struck a responsive chord among the students and when school opened in the Fall of 1920 the U.N.M. Weekly was still there.

On Sept. 22, 1920, sophomore George S. Bryan, editor of the U.N.M. Weekly and student manager of the football team, was present at a Student Council meeting for the purpose of suggesting that the University teams be given a mascot name as at that time many universities had mascot names for their teams. Bryan suggested Lobo, the Spanish word for wolf, as the nickname. The name was enthusiastically received. The Oct. 1 issue of the student paper said, "The Lobo is respected for his cunning, feared for his prowess, and is the leader of the pack. It is the ideal name for the

Varsity boys who go forth to battle for the glory of the school. All together now; fifteen rahs for the LOBOS.”

From that beginning, the Lobo nickname has remained with The University of New Mexico for over almost 100 years.



#### UNM Traditions - The Lobo Mascot

After “Lobo” was adopted as the school’s nickname in 1920, it was not long thereafter that a real Lobo became the mascot.

Bruno Dieckmann, class of 1902, and by 1920 a successful Albuquerque insurance and real estate agent, acquired the first Lobo for the University at his own expense. At the time he was treasurer of the Athletic Association and “one of the most admired men in town.”

Elsie Ruth Chant, class of 1923, recalled, “All of the girls on campus wanted to be seen with him. He was an accomplished concert violinist as well as being a successful businessman, and he was rich. He drove a Stutz Bearcat convertible around town and all of the girls would compete to get rides with him. Sometimes he had five or six girls in the car, and when he finally got married, he left broken hearts all over campus. Anyway, he either caught it himself or he paid to have a wolf captured in the Mount Taylor area. The wolf was brought into the school and a student by the name of Bowman would take it on a leash to the football practice area.”

Apparently, a government trapper named Jim Young caught a wolf pup on the Floyd Lee Ranch near Mount Taylor in western part of the state. The cub became the responsibility of the cheerleaders and it appeared in harness at every football game. However, in the late 20s, a child teased the wolf and the child was bitten at one of the games. UNM officials were forced to dispose of the wolf, as one historian put it, “for fear other ill-bred brats might become tempted to play with the wolf and bring a damage suit.”

A live wolf was not a part of the scene for over 90 years, but recently, Zoerri the Wolf from the Wild Spirit Wolf Sanctuary has been at events for photo opportunities and to educate UNM fans on the wolves and to “educate the public about wolves, wolf-dogs, and other related species, our eco-system and how we all play a part in it, and the excellent, ethical care and treatment of all animals domestic and wild.” In the early 1960s a human mascot named “Lobo Louie” was created. A second mascot, “Lobo Lucy” was created in the early 1980s. Both are now members of the school’s cheerleading squad.

#### UNM Traditions - Cherry and Silver

The most common origin of New Mexico’s school colors dates back nearly 100 years. Apparently, the school colors in the early

1890s were black and gold. Ms. Harriet Jenness, a faculty member who taught drawing, d’elarte (drama), penmanship, and music, suggested a change in school colors because black and gold did not give a true feeling of New Mexico. She suggested the crimson evening glow of the majestic Sandia mountains to the east. The silver came from when students and faculty took picnics in the Sandias and noted the Rio Grande looked like a silver ribbon winding through the valley below. Her ideas were enthusiastically adopted by the faculty and staff. The crimson was later changed to cherry, the color of a Sandia sunset. Miss Jenness died in 1895, two years before the colors were adopted as “official.” From 1973-79, turquoise was integrated into the official school colors, at least, for the athletics teams. The football team wore turquoise jerseys at home during those years. Cherry and silver returned as the predominant colors in 1980, and teams will now wear turquoise as an alternate or throwback jersey.

#### UNM Traditions - The Alma Mater

The Alma Mater (in Latin means “Nourishing” or “Dear Mother”) was a source of contention at UNM in 1947. The original Alma Mater was set to the tune of “Annie Lyle,” which was an unpopular tune with the student body for a long period of time. The student body voted in a general election to change the Alma Mater and found Glee Club Director Craig Summers to oblige. Actually Mr. Summers and his father wrote the present Alma Mater three years before and called it “The New Mexico Hymn.”

New Mexico, New Mexico

We sing to honor thee.

This golden haze of college days

Will live in memory.

This praise we sing will ever ring

With truth and loyalty New Mexico, your fame we know Will last eternally.

#### UNM Traditions - The Fight Song

The UNM fight Song was written in 1930. The music to the Fight Song was written by Dean Lena Clauve, who served the University for 32 years as a professor of music education and as the Dean of Women. Dr. George St. Clair, professor in the English Department, wrote the lyrics.

Hail to thee, New Mexico,

Thy loyal sons are we. Marching down the field we go,

Fighting for thee.

RAH! RAH! RAH!

Now we pledge our faith to thee,

Never shall we fail.

Fighting ever, yielding never.

HAIL! HAIL! HAIL!





## CENTER FOR STUDENT-ATHLETE SUCCESS



### MISSION

The Lobo Center for Student-Athlete Success, in conjunction with the University of New Mexico, provides support services for prospective, current, as well as former student-athletes in an effort to increase academic and personal success. Student-athletes are encouraged to develop personal responsibility, intelligent decision making, and leadership skills through the provision of educational experiences both inside and outside of the classroom. The Lobo Center also celebrates the academic and civic achievements by our student-athletes.

### SERVICES OFFERED

#### Study Hall

The study halls are sport specific and designed to accommodate each athletic team in a structured and professional academic setting. The atmosphere is intended to foster an environment that is conducive to learning and group facilitation.

Each team study hall is staffed and monitored by at least one study hall monitor. The study hall monitors are proficient in a myriad of subjects and provide assistance to the student-athletes when needed.

#### Athletic Computer Labs

The athletic computer lab is an academic aid to student-athletes, and its primary purpose is to facilitate the scholastic pursuits of student athletes at the University of New Mexico.

#### Laptop Computers

Laptop computers are available to all student-athletes on a first



come, first serve basis. The laptops are for student-athletes to use when they are on the road traveling for competition.

#### Learning Strategist

The Center also has an in-house Learning Strategist devoted to providing support to student-athletes who have been diagnosed with a learning disability as well as those who need additional instruction in specific content areas and general study skills. The Learning Strategist also provides workshops that address study skills and time management. Individual appointments can be made as needed as well as class specific reviews can be coordinated.

#### Books on Loan

A benefit of being a student-athlete on scholarship is an in-house bookroom where student-athletes can get their textbooks for their classes. Our bookroom administrator can look up student's class schedules to determine the necessary textbooks, which eliminates the time-consuming tasks of going to the bookstore to research the books for each class and then standing in long lines to purchase them!



#### Academic Monitoring

Student-athlete progress is monitored by the Student Support Staff, housed in the Lobo Center. Three times a semester instructors will provide feedback on student-athletes academic progress. Progress forms are sent at the 4th, 8th, and 12th week during the academic semester. The information provided in these forms are forwarded to coaches and used to help student-athletes with their academic progression.

#### Academic Advisement

Each student-athlete at UNM is required to meet with their athletic academic advisor at least once a semester for class registration advisement. Once a major is declared, the student athlete is required to meet their assigned major advisor at least once per semester and then return a completed pre-enrollment form to their assigned athletic advisor. An athletic academic advisor is always available to answer any and all questions.

#### University 101

University 101 is a three (3) credit hour course that is designed to help freshmen student-athletes successfully transition into life and learning at the university. This course provides freshman student-athletes with a special orientation to the university community, the UNM athletics program, and the NCAA rules and regulations. Although the course does not fulfill core curriculum requirements, it is applicable towards elective credit. Furthermore, it is required for all incoming freshmen scholarship student-athletes.