

THE UNIVERSITY OF NEW MEXICO WOMEN'S BASKETBALL

FEB. 7 | vs BOISE STATE

2025-26 SCHEDULE

OVERALL: 16-7 • MW: 8-4 • H: 9-3 • A: 6-3 • N: 1-1

DATE	OPPONENT	TIME/SCORE
10/22	Adams State (Exh.)	W, 81-35
10/28	at UT Arlington (Exh.)	W, 79-56
11/3	Northern Arizona	W, 77-59
11/6	at Colorado	L, 84-59
11/9	North Carolina A&T	W, 71-64
11/12	New Orleans	W, 99-65
11/16	at New Mexico State	W, 77-45
11/20	UT Martin	W, 77-45
11/23	Texas Tech	L, 82-57
11/28	Chicago State%	W, 80-53
11/29	Cincinnati%	L, 63-60
12/7	at Arizona	W, 72-69
12/13	Houston	W, 63-41
12/17	Boise State*	W, 70-63
12/20	at UNLV*	L, 89-71
12/31	Wyoming*	W, 62-48
1/3	at San José State*	W, 89-51
1/7	at Colorado State*	W, 66-59
1/10	Nevada*	L, 70-61
1/14	at San Diego State*	L, 73-56
1/17	Grand Canyon*	L, 75-62
1/24	at Air Force*	W, 74-57
1/28	UNLV*	W, 68-57
1/31	Utah State*	W, 58-33
2/4	at Wyoming*	W, 58-51
2/7	at Boise State*	1 p.m.
2/11	San José State*	7 p.m.
2/14	Colorado State*	1 p.m.
2/18	at Grand Canyon*	6 p.m.
2/21	Air Force*	1 p.m.
2/25	at Utah State*	6 p.m.
2/28	at Nevada*	2 p.m.
3/3	Air Force*	7 p.m.
3/7-11	MW Tournament	

BOLD: Home * : Mountain West

%Florida Gulf Classic

All times are Mountain Time

QUICK POINTS BY THE NUMBER

- 11 games with 10+ steals (season-high 19 vs. Chicago St. & Air Force); averaging 10.3 spg
- Hooks averaging 13.5 ppg and has scored in double figures in 21 games with 3 games with 20 or more points; led team in scoring in 7 games
- Antonio averaging 10.1 ppg, 11x w/10+ pts
- Padilla (9), Abdurraqib (8) & Hargrove (7) games 10+ pts
- Outscoring opponents in 1st (374-287), 2nd (413-347), 3rd (404-397) & 4th (395-365); +8.3 in scoring margin
- Held an opponent below 10 points in a quarter in 13 games this season
- 12-2 when leading after 1st, 16-1 when leading at half & 14-1 after the 3rd
- Leads MW in: off. rebounds/ game (13.4), rebounding offense (39.9), rebounding margin (+5.5) & steals/game (10.3); 2nd in MW in: 3-pts/game (8.3)
- Picked 5th in MW preseason poll with 2 first-place votes
- Averaged 70.4 ppg last season w/ 7.5 3-pointers per game (69.0 ppg w/ 8.3 3-pointers/ game this season)
- Averaged 39.0 rpg w/ a +3.4 rebound margin last season (39.9 rpg w/ +5.5 this season)
- Averaged 7.9 spg last season (10.3 spg this season)



New Mexico Lobos

16-7, 8-4 MW
Head Coach: Mike Bradbury
Record at UNM: 196-110 (10th year)
Career Record: 374-227 (19th year)

Series History

Overall: BSU leads 18-12
Road Record: BSU leads 11-3
Current Streak: W2
Last Meeting: 12/17/25 (70-63)

Broadcast Information

TV: MW Network
Radio: KNML
Live Stats: GoLobos.com/wbbstats



Boise State Broncos

18-5, 9-3 MW
Head Coach: Gordy Presnell
Record at BSU: 391-261 (21st year)
Career Record: 787-388 (39th year)

PROJECTED STARTERS (BASED ON LAST GAME)

#	NAME	POS.	HT.	YR.	NOTE
3	Destinee Hooks	G	5-9	Jr.	Preseason All-MW Team; 20+ points in 3 games, 10+ in 21
4	Alyssa Hargrove	G	5-8	Gr.	7x double figures; 7 steals vs. UNO; multiple steals in 12 games
10	Cacia Antonio	G	5-11	Jr.	10+ points in 11 games; 10.1 ppg, 4.5 rpg, 1.4 spg, 1.8 apg
13	Joana Magalhães	G	5-5	So.	8.4 ppg, 1.8 spg; 18 games with a steal; 5x 10+ pts; 29 pts. at AF
24	Jessie Joaquim	F	6-2	Jr.	2 double-doubles; 10+ reb. 6x; 6.8 rpg

LOBO NOTES

SERIES HISTORY

The Lobos are 12-18, 3-11 in Boise, but have won the last two games in the series. UNM won the first meeting to open Mountain West play, 70-63, jumping out to a 17-4 lead in the first quarter. The Lobos used a 12-0 run over a span of 2:18 in the fourth quarter to turn a 55-49 deficit into a 61-55 lead, with a Nayli Padilla layup with 5:51 left giving the Lobos the lead for the remainder of the game. UNM led for 27:29 of the contest, however, there were also 10 lead changes and seven ties of which five lead changes and six ties occurred in the third quarter. UNM scored 50 points in the paint and outscored the Broncos 17-4 in fast-break points.

Joana Magalhães led with 16 points, one of four Lobos to reach double digits. Alyssa Hargrove scored 12 points and Destinee Hooks and Cacia Antonio each finished with 11 points.

LAST WEEK STATS

UNM went 2-0 with wins against UNLV and Utah State and an +18.0 scoring margin, holding both teams below 60 points. The Lobo defense held the Lady Rebels and Aggies to a combined 14.7% from three-point range and five three-pointers, as well as had a +12.0 rebounding margin.

Three Lobos averaged double figures in Destinee Hooks (11.0), Joana Magalhães (10.5) and Cacia Antonio (10.5), while Jessie Joaquim averaged 13.0 rebounds per game.

UNM trailed for just 0:34 between the two games, which was in the first quarter against Utah State.

Of note, the 33 points scored by Utah State were the fewest allowed in the series with the Aggies, was the fewest points allowed by the Lobos since 2018 (33 points against Stephen F. Austin) and the fewest points allowed by the Lobos in a Mountain West game since 2016 (33 against Air Force). The last time a MW school was held below 35 points prior to Saturday was Feb. 23, 2023 (Utah State, 32 points against UNLV).

Wednesday was also the only time this season that the Lady Rebels never held a lead in a game and the fourth game that the Lobos have never trailed in a game this season. Further, the 11-point margin of victory was the largest against the Lady Rebels since 2020 (16 points) and the largest margin of victory at home in the series since 2016 (14 points).

FAST START

UNM is outscoring opponents 374-287 (+87) in the first quarter, 413-347 (+66) in the second quarter and 787-634 (+153) in the first 20 minutes.

In the conference opener, the Lobos scored the first 14 points against Boise State with six different Lobos contributing to the points, and against Wyoming, the Lobos scored the first 10 points of the game. Against UNLV, the Lobos built a 13-2 lead behind a 10-0 run with the Lobos making five of their first seven shots. Against Utah State, the Lobos used a 9-0 run to lead 9-2 and closed the first quarter on a 6-0 run to build a 12-point lead.

Further, UNM held Wyoming (5), Boise State (4), San José State (4), Nevada (9), UNLV (9) and Utah State (7) to single digits in the first quarter and held San José State (8), Colorado State (2) and Wyoming (8) to single digits in the second quarter.

WIN THE QUARTER

The second quarter is UNM's largest quarter for point production at 413 points, followed by the third quarter (404 points), with the first quarter the largest margin of +87.

UNM has outscored its opponent in the first quarter 14 times (NAU, UNO, UTM, CSU, UA, UH, BSU, UW, SJSU, NEV, SDSU, AFA, UNLV, USU), the second quarter in 11 games this season, the third quarter 13 times (UNO, NAU, NMSU, UTM, UA, UH, UNLV, SJSU, NEV, SDSU, GCU, AFA, UW) and the fourth quarter 14 times (NAU, AT, UTM, UC, Chicago St., UH, BSU, UNLV, UW, SJSU, Colorado St., AFA, UNLV, USU).

The Lobos have also held their opponent below 10 points in a quarter in 13 games this season (five in the fourth quarter against NAU, five in the second quarter against Chicago State, four in the second quarter against NMSU, seven in the second quarter against UTM, nine in the fourth quarter against Houston, four in the first quarter against Boise State, five in the first quarter against Wyoming and seven in the fourth quarter against Wyoming, four in the first quarter at San José State and eight in the second quarter at San José State, two in the second quarter at Colorado State, nine in the first quarter against Nevada, nine in the first quarter against UNLV, seven in the first quarter against Utah State, as well as nine points in the third and six points in the fourth quarter, and eight in the second quarter at Wyoming). The Lobos held the Cowgirls to single digits in two quarters in the first meeting, the first time doing it twice in a game this season, and repeated it the next game against San José State. Against Utah State, the Lobos held the Aggies to single digits in three quarters.



» Eight NCAA Tournament Appearances | 1998, 2002, 2003, 2004, 2005, 2006, 2007, 2008 «
» Five Mountain West Tournament Championships | 2003, 2004, 2005, 2007, 2008 «

THE UNIVERSITY OF NEW MEXICO

Location..... Albuquerque, N.M.
 Founded 1889 by Territorial Legislature
 Enrollment 22,225
 Nickname Lobos
 Colors..... Cherry (PMS 200) & Silver (PMS Cool Gray 6)
 Conference Mountain West Conference
 National Affiliation..... NCAA Division I
 President Dr. Garnett Stokes
 Interim Director of Athletics Ryan Berryman
 Deputy Athletic Director Ryan Berryman/ Jalen Dominguez
 Deputy Title IX Coordinator/SWA..... Amy Beggin
 Faculty Representative Karen Gaudreault, Ph.D

FACILITY INFORMATION

Facility The Pit
 Capacity..... 15,411
 Age..... Built in 1966 (Renovated in 2009-10)
 All-Time Home Record 497-235 (.679)

PROGRAM HISTORY

First Season 1974-75
 Overall Record..... 793-619 (.562)
 Overall MW Record..... 289-187 (.607)
 Postseason Tournament Appearances..... 20
 NCAA Tournament Appearances..... 8
 Last NCAA Postseason Appearance..... 2022-23 (WNIT)
 Last NCAA Postseason Opponent..... Washington
 Last NCAA Postseason Result L, 67-56
 MW Regular Season Championships 3
 (2003-04, 2004-05, 2020-21)
 MW Tournament Championships..... 5
 (2002-03, 2003-04, 2004-05, 2006-07, 2007-08)

TEAM INFORMATION

2024-25 Overall Record..... 18-14
 2024-25 Mountain West Record..... 11-7
 2024-25 Mountain West Season Finish..... T-4th
 2024-25 MW Tournament Finish..... Quarterfinal
 Letterwinners Returning | Lost..... 5 | 8
 Starters Returning | Lost 3 | 2

- » Three Mountain West Regular-Season Championships
- » Five Mountain West Tournament Championships
- » Seven NCAA Tournament Appearances Since 2001-02
- » WBCA Academic Top 25 Eight Times Since 2004-05

COACHING STAFF

Head Coach: Mike Bradbury (Chattanooga, 1993)
 Record at UNM (Years): 196-110 (10th season)
 Career Record (Years): 374-227 (19th season)
 Associate H.C.: Keith Freeman (4th season)
 Alma Mater: Huntington College, 1986
 Assistant Coach: Nike McClure (4th season)
 Alma Mater: New Mexico, 2019
 Assistant Coach: Mackenzie Head (3rd season)
 Alma Mater: Bethel University, 2021
 Graduate Assistant: Carmyn Harrison (1st season)
 Dir. of Operations: Hanna Hudson (4th season)
 Dir. of Player Development: Isaiah Fernandez (4th season)
 Athletic Trainer: Lexi Smith (5th season)
 Strength Coach: Emily Meinert (2nd season)

MISCELLANEOUS INFORMATION

2024-25 Total Attendance..... 96,860
 2024-25 Average Attendance 4,843
 2024-25 NCAA Attendance Rank..... 15th
 2024-25 Mountain West Attendance Rank..... 1st

MULTIMEDIA INFORMATION

Athletics Website www.GoLobos.com
 Main University Web Site www.unm.edu
 Conference Web Site www.TheMW.com
 Facebook www.facebook.com/NewMexicoLobos
 X @UNMLoboWBB

MEDIA RELATIONS

Women's Basketball Contact Allison Weiss
 Cell Phone (Preferred)..... 661-313-5402
 Email..... allisonweiss@unm.edu

INTERVIEW REQUESTS

All interviews with UNM student-athletes and coaches should be coordinated through the athletics communications office. Interviews may be arranged by contacting Allison Weiss in the athletics communications office (allisonweiss@unm.edu). All interview requests should be made at least 24 hours in advance.

The University of New Mexico Athletics
 1155 University Drive
 Albuquerque, N.M. 87106

GAME 24: NEW MEXICO vs BOISE ST.

Six times, the Lobos have held their opponent below 20 points at the half: 19 points (Wyoming), 18 points (Utah State), 12 points (San José State), 15 points (New Mexico State), 17 points (Chicago State) and 18 points (UT Martin).

UNM is 12-2 when leading after the first quarter, 16-1 when leading at the half and 14-1 when leading after the third quarter.

60-70

While the trend right now is 6-7 and scoring 67 points, for the Lobos the trend is 60-70.

UNM is 12-0 when allowing 60 points or less (7-0 in conference), including holding five opponents below 50 points and four teams to 45 points or fewer. UNM is also 10-1 when scoring 70 or more points.

ALL ABOUT THE THREE

UNM has held nine opponents to four three-pointers or under in a game and five opponents to under 20 percent from three-point range, including New Mexico State (14.3%), UT Martin (16.7%), Cincinnati (18.8%), San José State (19.4%) and Utah State (5.3%). In addition, the Lobos held Colorado and Chicago State to 20 percent with Chicago State making three, three-pointers and Colorado four.

Opponents on average are making 6.1 three-pointers per game, going 140-467 (30.0%) with an average of 20.3 three-point attempts per game.

For the Lobos, they are making 8.3 per game and shooting 31.8%, led by Laila Abdurraqib with 44 made three-pointers (1.9 per game) and Nayli Padilla with 42 three-pointers. Padilla is shooting 35.6% with Abdurraqib shooting 41.1% from three-point range.

Abdurraqib is fourth in the MW in three-pointers made per game with Padilla sixth. As a team, UNM is second in made three-pointers per game and has made 190, making double-digit three-pointers in six games.

In conference games, the Lobos are second in three-pointers per game at 7.8 with Abdurraqib tied for second in three-pointers per game (2.1) and Padilla 11th (1.5).

Nationally, UNM is tied for 38th in three-pointers per game and 27th in three-point attempts per game (26.0).

OWN THE BOARDS

The Lobos lead the MW in offensive rebounds per game (13.4), rebounding margin (+5.5) and rebounding offense (39.9). UNM is tied for 56th in the NCAA in rebound margin as well as tied for 65th in rebounds per game, tied for 77th in offensive rebounds per game and 93rd in defensive rebounds per game (26.5).

UNM has outrebounded its opponent in 15 games and is 14-1 when doing so (San Diego State was lone loss when outrebounding opponent).

As a team, UNM had a season-high 58 against San José State with the largest rebounding margin against UT Martin (+35). Of note, the 58 rebounds are the most in a game amongst MW teams this season. UNM is led by Jessie Joaquim at 142, followed by Emma Najjuma at 139.

EMERGENCE OF EMMA

Emma Najjuma has recorded double-digit rebounds in four games, with 10 against Chicago State, 11 against Cincinnati, a season-high 16 against Arizona and 15 against Wyoming. Prior to those four games, the redshirt-sophomore's season high was six against North Carolina A&T.

Of her 139 rebounds, 58 are offensive and 81 defensive, and has recorded six offensive rebounds in three games. Najjuma is 13th in the MW in rebounds per game (6.0) and fifth in offensive rebounds per game (2.5). In conference games, Najjuma is fifth in offensive rebounds per game (2.5) and is 14th in rebounds per game (6.3).

She's led the Lobos in rebounds in seven games (North Carolina A&T, Chicago State, Arizona, Boise State, UNLV and Wyoming twice) and tied for the team high in two (Cincinnati and Nevada).

Her 16 rebounds against Arizona are tied for the second most by a MW player this year.

Additionally, she leads the Lobos in blocks (16), ninth in the MW in blocks per game (0.7).

JESSIE'S BOARD

Jessie Joaquim has recorded two double-doubles, the only Lobo to record a double-double this season. In her first start as a Lobo against GCU, the forward led the team with 12 rebounds to go with 12 points. Joaquim has had five games with double-digit rebounds with a season-high 16 against San José State and has led the team in rebounds in seven games.

Joaquim's first double-double came against Houston with 13 points and 12 rebounds off of the bench. In both of her double-doubles, Joaquim went 6-8 from the field.

The Lobo has started the last five games and has averaged 8.8 rebounds per game with three games of double-digit rebounds and has also created multiple steals in two of the games.

She leads the team with 142 rebounds (6.8 per game) with 55 offensive and 87 defensive rebounds and has recorded double-digit rebounds in six games. Joaquim is fifth in the conference in rebounds per game and third in offensive rebounds per game (2.6).

In conference, the forward leads the team with 90 rebounds (averaging 7.5 rebounds per game) and is fourth in the conference, as well as second in the conference in offensive rebounds (3.3).

RELIABLE HOOKS

Destinee Hooks has scored in double figures in 21 games, led the Lobos in scoring in seven games and scored 20 or more points in three. Hooks led the Lobos with a game-high 22 points at Colorado and followed that up with a game-high 20 points

against North Carolina A&T. In the game against UT Martin, Hooks scored a game-high 15 points, scored a game- and season-high 24 points against Texas Tech, 13 against Nevada, a game-high 18 at San Diego State and 17 against Grand Canyon. TTU was the ninth time scoring 20-plus points at UNM.

Hooks went off for 12 points in the second quarter against the Buffs, using a personal 7-0 run in the first 2:03 of the quarter to give UNM a 19-18 lead, and went 5-7 from the floor and 2-3 from three-point range. The Lobo guard continued to pace the Lobos with six points in the third quarter. In addition to leading the team in points, she also led with seven rebounds (four offensive).

Against North Carolina A&T, Hooks scored eight of her 20 points in the second quarter on an 8-0 personal run that included four layups. Hooks also recorded her second steal of the game that led to an Alyssa Hargrove three with four seconds left that gave UNM a 32-26 lead at the break to close a 7-0 UNM run in the final 1:20 (which started with her layup).

This season, Hooks is averaging a team-high 13.5 points per game, shooting 40.5% from the floor. She's also averaging 3.4 rebounds per game, 1.0 assist per game and 1.1 steals per game with a steal in 16 games. Hooks is sixth in the conference in scoring.

In conference, she's averaging a team-high 12.2 points per game, tied for 13th in the MW in scoring.

CALL ON CACIA

Cacia Antonio has led the Lobos in scoring in four games and tied for the team lead in one. Antonio has finished in double figures in 11 games, and posted a season-high 22 at UNLV. UNM is 9-2 when she scores double figures.

The junior is averaging 10.1 points per game, shooting 40.5% and averaging 4.5 rebounds per game, 1.8 assists per game, 1.4 steals per game and 25.4 minutes per game.

In conference games, Antonio is averaging 10.3 points per game, shooting 41.7%, with 4.5 rebounds per game, 1.8 assists per game and 1.4 steals per game.

Defensively, she's registered a steal in 16 games (11 in conference) with nine games with multiple steals and a steal in the last nine games.

WHAT A STEAL

The Lobos are averaging a conference-best 10.3 steals per game behind 11 games with double-digit steals: 19 against Chicago State and Air Force, 18 against New Orleans, 16 against North Carolina A&T, 14 against Northern Arizona, San José State and Grand Canyon, 12 against Houston and Boise State, 11 against Wyoming and 10 against New Mexico State.

In the game at Air Force, UNM tied its season high with 19 steals. Eight Lobos were credited with a steal, led by five from Alyssa Hargrove and four from Joana Magalhães. The Lobos created six steals in the first quarter, seven in the third quarter and five in the fourth quarter.

In the first three games, Magalhães was credited with six steals twice. The sophomore is averaging 1.8 steals per game and has recorded a steal in 18 games with eight games with multiple steals. Her season high last season was four, which she did twice, and finished the season with 44 steals.

Hargrove had a career-best seven steals in the game against New Orleans with UNM creating 18 steals as a team. Her seven are tied for the most by a MW player this season.

Additionally, Hargrove has recorded a steal in 16 games with 12 games with multiple steals and five games with three or more steals. She is averaging 1.7 steals per game, eighth in the MW. In conference games, Hargrove is tied for eighth in steals per game (1.5) with multiple steals in five games.

As a team, UNM is 58th in the NCAA in steals per game and in conference games, UNM is averaging 9.4 steals per game with 113 steals, leading the MW.

For comparison, UNM reached double-digit steals in 11 games last season, with the season high of 15, and averaged 7.9 steals per game.

PADILLA PRODUCTION

Nayli Padilla has started eight games after starting one game last season, and has made the most of her increased minutes this season.

In the eight games, the sophomore averaged 8.1 points per game with 4.0 rebounds per game, 1.5 steals per game and 2.3 assists per game in 28.1 minutes per game. In addition, in the eight games, she's scored in double figures three times with multiple steals in five of the games, five rebounds in three and four assists in two.

On the season, she is averaging 8.5 points per game, 3.6 rebounds per game, 1.7 assists per game, 1.4 steals per game in 26.0 minutes. Further, she has made three or more three-pointers in seven games and recorded at least a steal in 17 games with 10 games with multiple steals. Padilla tied her career best of four steals against Grand Canyon and has been credited with a steal in 10 of the last 12 games.

For comparison, last season she averaged 3.7 points per game, 2.2 rebounds per game, 1.6 assists per game and 0.6 steals per game in 25 games.

In the game against North Carolina A&T, she scored a then-career-high 15 points, the second-most points by a Lobo in the game, with a then-career-high three, three-pointers.

The Spaniard scored eight of her points in the fourth quarter, with a three-pointer that gave UNM a 58-57 lead and another three-pointer 37 seconds later to put UNM up by four. When the Aggies were within two at 64-62, Padilla drove to the basket and dished it off to Jessie Joaquim for the layup and added a free throw with five seconds left for the final point. She also added two steals, four rebounds, two assists and block in the win.

She also started at UNLV and finished with 10 points, two steals, two three-pointers, three rebounds and an assist. In the game against Wyoming, Padilla scored 11 points with a team-high four assists, to go with two steals and four rebounds.

GAME 24: NEW MEXICO vs BOISE ST.

Even when she comes off the bench, her production remains as she led the Lobos in scoring against New Orleans (with 17 points), at New Mexico State (14 points), against Cincinnati (with a career-high 19 points behind a career-best seven made field goals and career-best five three-pointers) and at Wyoming (13 points). She added a season-high six rebounds and tallied three assists against the Aggies. Padilla went 4-5 from three-point range against NMSU. She also created a career-best four steals against Chicago State.

The sophomore has scored in double figures in nine games with the Lobos 7-2 when she does, and leads the Lobos in minutes at 26.0 per game, is second on the team in three-pointers (42) and assists (40), and third in steals (33), defensive rebounds (73) and in points per game. Padilla is sixth in the MW in three-pointers per game (1.8) and 11th in conference games (1.5).

In conference games, Padilla is ninth in the MW in steals per game (1.5) and is averaging 7.3 points per game, 3.3 rebounds per game, 1.7 assists per game and 24.3 minutes per game with a three-pointer in all but two games.

NEWCOMER NOTES

Newcomers have scored 614 points on the season (38.7% of the total points), led by Cacia Antonio at 201. On the boards, the newcomers have recorded 462 rebounds, 50.3% of the team total, with Jessie Joaquim leading with 142 and Emma Najjuma second at 139.

Laila Abdurraqib is fourth in the MW in made three-pointers per game (1.9) and scored a season- and game-high 25 points at Colorado State. Her seven three-pointers in the game are the most made by a player in a MW game this season. In conference games, she's tied for second in three-pointers per game at 2.1. Two UNM newcomers are among the top 20 in rebounds per game in MW games (Najjuma 14th at 6.3 and Joaquim fourth at 7.5).

SHARE THE WEALTH

In 14 of UNM's wins, the Lobos have had three or more players score in double figures. Five times (UT Martin, New Orleans, Chicago State, Houston and Boise State), the Lobos have had four players reach double digits. UNM had a season-best five reach double figures at San José State. Only at UNLV has UNM had three players score in double figures and lost, and only at Air Force and against Utah State has UNM had two players finish in double figures and won.

Ten different Lobos have scored 10+ points in a game, led by Destinee Hooks with 21, followed by Cacia Antonio (11), Nayli Padilla (9) and Laila Abdurraqib (8). Alyssa Hargrove has scored in double figures in seven games, Joana Magalhães in five games, Drew Jordon and Jessie Joaquim in two games and Clarissa Craig and Kaia Foster once.

UNM has also had nine different leading scorers in a game with Hooks leading in seven games, Antonio in four, Padilla in four, Magalhães in three and Hargrove, Abdurraqib, Joaquim and Craig in one game each. Foster tied Antonio for the team lead in one game.

The Lobos are 7-0 when Hargrove reaches double figures, 7-1 when Abdurraqib scores double figures, 9-2 when Antonio reaches double figures, 7-2 when Padilla does and 4-1 when Magalhães reaches double figures.

Further, of UNM's 586 made field goals, 295 were assisted (50.3%) with a season high of 21 against New Orleans.

Against NAU, 10 Lobos scored with three reaching double figures and 18 of the 28 made baskets were assisted.

In the game against New Orleans, UNM had 21 assists on 35 made field goals, and at New Mexico State, 10 different Lobos scored, assisting on 16 of the made field goals (55.2%). Ten Lobos again scored against UT Martin, with 15 of the made baskets assisted on (55.6%). At Arizona, 15 of the 26 made field goals were assisted on (57.7%) with nine Lobos scoring and six with eight or more points. Against Wyoming, eight different Lobos scored with three in double figures and half of the made baskets were assisted on. All 11 players who dressed at San José State scored with 18 of the 32 baskets (56.3%) assisted on, led by a season- and game-high six from Tyler Jones.

Hargrove leads the team with 61 assists (2.7 per game) and is ninth in the conference in assists per game.

BENCH WORK

On the season, the bench has scored 596 points, accounting for 37.6% of the points. UNM is 31st in the NCAA and leads the MW in bench points per game (25.9).

Laila Abdurraqib has led the bench in scoring in nine games, Nayli Padilla eight times, Jessie Joaquim twice, Destinee Hooks, Kaia Foster, Joana Magalhães and Drew Jordon once.

Against New Orleans, UNM's bench accounted for 51 points (51.5%), with two players in double figures, 21 rebounds (51.2%), nine assists (42.9%) and nine steals (50.0%).

In the game at NMSU, the bench scored 36 of the 77 points (46.8%), with Padilla leading the team in scoring coming off the bench. The bench also accounted for 20 rebounds, six three-pointers and half of UNM's steals (five). Against UT Martin, the Lobo bench scored 25 points (32.5%), led by 11 from Abdurraqib, and registered 26 rebounds (46.4%) led by a game-high 10 from Joaquim.

At the Florida Gulf Classic, the bench scored half of UNM's points against Chicago State, led by 16 from Jordon and 11 from Padilla, and recorded 23 rebounds with Emma Najjuma leading the team with a game-high 10 rebounds. The bench was also credited with nine steals. In the second game against Cincinnati, UNM's bench accounted for 48.3% of the points, led by Padilla's game-high 19. Najjuma also added a game-high 11 rebounds.

Against Houston, Joaquim led the team in points (13) and rebounds (12) off of the bench, accounting for half of the bench points. The bench also had seven of UNM's 12 steals with two each from Padilla, Abdurraqib and Jordon. At San José State, the bench scored 43 points (48.3%) of the points with Foster tied for the team lead with 15 points (which all came in the span of 2:41 in the fourth quarter) and

Abdurraqib scoring 10 points off the bench. In addition, Joaquim led the team in rebounds (16) off of the bench and Tyler Jones led the team in assists (six) off of the bench.

In the game at Colorado State, Abdurraqib scored a team-high 25 points of the bench's 34 points and accounted for 37.9% of UNM's total points, while Joaquim led the team in rebounds (seven) off of the bench. Abdurraqib scored the final 10 points for the Lobos.

At San Diego State, the bench scored half of UNM's points (28) with Abdurraqib leading the bench with 13 points and Padilla leading the team with six rebounds off of the bench. At Wyoming, the bench accounted for half of UNM's points (29) with Padilla leading the Lobos in scoring off of the bench with 13 points and Abdurraqib second in scoring with 12.

FIRST AWARD OF THE SEASON

Tyler Jones was selected the Old Trapper Mountain West Freshman of the Week as announced on Nov. 17.

Jones earned the honor after a season-high six points, season-high three rebounds and season- and game-high four assists at New Mexico State, in which she also registered two steals to tie her season high in UNM's win against the Aggies and played a season-high 22 minutes.

In addition, she scored four points, was credited with two steals, two rebounds and two assists in the win against New Orleans.

On the week, the Memphis, Tennessee native averaged 5.0 points per game, 2.5 rebounds per game, 2.0 steals per game and 3.0 assists per game in 20.5 minutes per game.

TWO FOR FRESHMEN

A season-high performance led to Laila Abdurraqib's first conference honor as the freshman was selected as the Mountain West Freshman of the Week on Dec. 8.

In UNM's win at Arizona, the Indiana native led the Lobos off the bench with a season-high 13 points, the fifth game this season doing so. Abdurraqib went 3-5 from behind the arc, tying her season high in three-pointers and the third time this season making three.

Not only was she efficient from three-point range, it was when her points came that was crucial. Her first three-pointer came in the second quarter to expand UNM's lead to 29-21 and later added two free throws in the quarter to build UNM's lead from four to six. She made her second three-pointer in the third quarter as part of a 5-0 Lobo run that turned a 48-46 lead into a 53-46 lead, and her third three-pointer with 7:08 remaining in the game to push the Lobo lead past a possession at 64-58. The point guard followed the three with a jumper 1:33 later to push it to an eight-point margin, finishing with five points in the fourth quarter.

MAKE IT TWO FOR LAILA

For the second time this season, New Mexico freshman Laila Abdurraqib was selected as the Old Trapper Mountain West Freshman of the Week on Feb. 2.

The Fishers, Indiana native averaged 8.5 points between UNM's two wins over UNLV and Utah State, making multiple three-pointers in each game.

In Wednesday's game, Abdurraqib was instrumental in the fourth quarter, scoring eight consecutive Lobo points in a span of 1:58 to build UNM's lead from five to 13. With the Lobos holding a 55-50 lead, the freshman made a layup and 35 seconds later grabbed a defensive rebound that led to her making a three-pointer. With 4:06 to play and UNM leading 60-50, Abdurraqib grabbed her third rebound leading to another made three-pointer, giving her double digits in the game.

The Lobo went 3-5 in the fourth quarter and scored 11 points between the third and fourth quarter to lead the Lobos off of the bench for the ninth time this season.

Against Utah State, she recorded two steals and made two three-pointers in the win. After making a three-pointer in the first quarter that put UNM in front by seven, her steal in the second quarter led to a Nayli Padilla three-pointer to stretch the lead to 18, also registering an assist on the play. In the fourth quarter, she grabbed a defensive rebound that led to her three-pointer to push the lead back to 18 points.

PRESEASON PREDICTIONS

Destinee Hooks was selected to the Preseason All-Mountain West Team and the Lobos were picked to finish fifth in the Mountain West Preseason Poll.

UNM received two first-place votes and finished with 207 points, one of three teams to receive multiple first-place votes and one of six teams to receive a first-place vote. UNLV was picked as the preseason favorite with 19 first-place votes and 281 points with San Diego State second with 240 points and received three first-place votes. Colorado State was picked third with 236 points and one first-place vote and Boise State narrowly edged out the Lobos for the fourth spot in the order of finish with 210 points and received one first-place vote.

The separation between fifth and sixth was 13 points with Wyoming projected to finish sixth with new conference opponent Grand Canyon picked seventh with one first-place vote and 177 points. Air Force (132 points), Fresno State (95 points), Nevada (92 points), Utah State (54 points) and San José State (44 points) rounded out the order of finish.

For Hooks, the Lobo was one of 10 players selected for the preseason team, and comes after she earned Mountain West Honorable Mention following her first season as a Lobo.

Against conference opponents in 2024-25, Hooks reached double figures in 15 games, averaging 14.2 points per game, with two games of 20 or more points, including 27 points against UNLV. In addition, Hooks led the Lobos in scoring in eight conference games and finished 11th in the conference in scoring and 10th in field goal percentage (.420). Defensively, Hooks recorded a steal in 10 games with multiple steals in six.

Of note, while the Lobos were picked fifth, in the last five years, UNM finished second three times, won the league once and tied for fourth last season. Only twice in Coach Bradbury's previous nine seasons has UNM finished lower than fifth.

GAME 24: NEW MEXICO vs BOISE ST.

MADE FOR TV

The Lobos will have two nonconference games and four conference games broadcast on Altitude Sports.

UNM's game against Texas Tech on Nov. 23 and against Houston on Dec. 13 were broadcast on Altitude, the leading regional sports network in the Rockies. In addition, games against Nevada (Jan. 10), Utah State (Jan. 31), Colorado State (Feb. 14) and Air Force (Feb. 21) will also be aired on Altitude. The announcement continues a partnership between UNM and the network, which includes four Lobo football games and nine men's basketball games airing on the network.

Josh Suchon and Lobo women's basketball alum Nikki Lobato will serve as the broadcast team for Altitude.

BIG 12 SCHEDULE

There was a common theme among the nonconference schedule this season and that's the presence of the Big 12 Conference.

Of UNM's 11 nonconference games, five opponents were from the Big 12. Colorado was the first team the Lobos faced in their second game of the season, and hosted Texas Tech on Nov. 23. UNM has three consecutive Big 12 opponents in Cincinnati on a neutral court in Naples, Florida on Nov. 29, Arizona (in Tucson on Dec. 7) and at home against Houston to close the nonconference schedule on Dec. 13.

UNM picked up wins against Arizona and Houston to close nonconference and lost to Cincinnati by three.

RELYING ON THE RETURNERS

Heading into the season, the Lobos returned a core of six players, led by junior Destinee Hooks, senior Alyssa Hargrove and sophomore Joana Magalhães, with the trio starting in over 30 games last season.

Hooks is UNM's returning leading scorer, averaging 15.0 points per game, shooting 45.3% from the floor, and finished in double figures in 26 games with 20-plus points in six games, while starting in 31 games. Further, the Indiana native, who earned Mountain West Honorable Mention following her first year as a Lobo, recorded two double-doubles and finished third on the team in assists (58) and steals (28).

Hargrove started all 32 games in her first year as a Lobo, averaging 8.3 points per game, 3.7 rebounds per game, 2.2 steals per game and 0.9 blocks per game in 31.2 minutes per game. The Ohio native finished in double figures in 13 games and recorded her first double-double with 11 rebounds and 10 assists against Boise State, becoming the first Lobo to register an assist and rebound double-double since 2016. Strong on the defensive end, Hargrove recorded a steal in 28 games with 18 games with multiple steals and seven games with four or more steals, finishing second in the Mountain West in steals and steals per game and third in assists and assists per game.

In her freshman season, Magalhães started 30 games and played in all 32, earning a spot on the Mountain West All-Freshman Team. The guard averaged 7.1 points per game, 3.9 rebounds per game, 2.5 assists per game, 1.4 steals per game and scored in double figures in 11 games with a season-high 20 points at Colorado State. Further, she had five or more assists in four games with a season-high six against Morehead State and recorded a steal in 22 games with multiple steals in 14 games.

This season, Hooks leads the team in points (311) and Hargrove leads in assists (61) and steals (40).

GLOBAL LOBOS

The Lobos bring an international flair to the roster with players representing three continents and seven countries (Angola, Uganda, Portugal, Spain, Mozambique, The Netherlands and the United States). Further, while from three different countries, four players speak Portuguese (Joana Magalhães, Cacia Antonio, Leonor Peixinho and Jessie Joaquim).

Antonio played for the Angola National Team, Peixinho played for Portugal over the summer and Emma Najjuma played for the Uganda National Team.

NONCONFERENCE NOTABLES

The Lobos closed nonconference with consecutive wins over Big 12 opponents, defeating Houston 63-41 and Arizona 72-69. The Lobos are the first MW team with multiple wins over Big 12 opponents in the same season since TCU in 2009-10. The other teams with multiple wins over the Big 12 this season are Southern and Texas A&M, with two each.

UNM's win marked the fourth in last five games in the series with Houston as well as the second time under Coach Mike Bradbury that the Lobos have won two games against Power 4 teams in the same season (2017-18, Illinois and Texas Tech). It was also the sixth win that the Lobos have had over a Power 4 school under Bradbury.

The 22-point win was the second-largest margin of victory for UNM in the series (23 in 2001) and was the fewest points allowed in a game in the series. Further, it was the third-largest margin of victory over a Power 4 team in Bradbury's tenure at UNM.

The 41 points were a season low for Houston, as was its 13 field goals and 22.8% field goal percentage.

Further, UNM's 99 points against New Orleans were the most scored by a MW team in a game this season, as were the 56 rebounds against UT Martin. The 35 made field goals against New Orleans are tied for the second most by a MW team this season.

UNM finished nonconference 8-3 with a +11.1 scoring margin, averaging 72.0 points per game, and a +6.5 rebounding margin, averaging 42.3 rebounds per game. The 8-3 record is UNM's best nonconference record since the 2018-19 season, when the Lobos went 10-1.

NOW THAT'S A STAT

UNM's 89-51 win at San José State was its second road win by at least 30 points this season (also won by 32 points at New Mexico State).

STATEMENT WIN

A dominant second quarter by New Mexico in which the Lobos outscored New Mexico State 28-4 and held the Aggies scoreless for 7:18 in the contest led the way for a 77-45 Lobo road win.

The 45 points were the fewest points allowed by the Lobos in the series since allowing 44 in 2012, also in Las Cruces, and tied for the third-largest margin of victory in the series (32, also done in 2008 and 1979). However, it is the largest margin of victory by UNM in Las Cruces in the series.

Nayli Padilla led the Lobos for the second straight game with 14 points behind a career-high four three-pointers, and was one of three Lobos to reach double figures with Destinee Hooks and Cacia Antonio scoring 10 points each.

UNM finished with a season-high 10 three-pointers and shot a season-best 53.7% from the field and a season-best 45.5% from behind the arc.

The Lobos opened the second quarter on a 12-2 run that included an 8-0 run with three-pointers from Hargrove and Hooks to give the Lobos a 22-13 lead less than three minutes into the quarter. A Padilla three and layup by Antonio extended the run to 13-0 over a span of 3:45. UNM shot 68.8% in the quarter, holding NMSU to 12.5% shooting, making five three-pointers and shooting 71.4% from behind the arc.

The momentum continued in the third quarter as the Lobos stretched the lead to 36 at 57-21 at the 3:52 mark using a 14-0 run over a span of 2:45. Hooks started the run with a jumper, Antonio made a three-pointer, Hooks completed a three-point play, Abdurraqib made a three-pointer and Antonio closed the run with another three-pointer. The 36-point margin held through the end of the quarter with UNM outscoring the Aggies 23-10 and outshooting the Aggies 69.2% to 21.4%. Through the first three quarters, NMSU went 0-11 from three-point range with UNM making eight three-pointers on 15 attempts.

Between the second and third quarters, UNM outscored NMSU 51-14.

99 POINTS ON THE BOARD

The Lobos scored 99 points against New Orleans, shooting 52.2% in the game, including 68.6% in the first half.

Nayli Padilla led the Lobos in scoring with 17 points while coming off the bench, besting her career high from the last game against North Carolina A&T of 15 points, while tying her career high of three, three-pointers. Destinee Hooks finished with 16 points and Cacia Antonio and Drew Jordan each contributed 10 points.

As a whole, the bench accounted for 51 of UNM's total points and as a team, the Lobos tallied 21 assists on the 35 made field goals. At the line, the Lobos were an efficient 20-23, making their first eight free throws and behind the arc made nine three-pointers.

The 99 points are the most points scored by a MW team this season to date with 35 made field goals.

CLOSE THE DOOR

The Lobos trailed 57-53 with 6:16 left in the fourth quarter against North Carolina A&T and went on a 10-0 run behind two free throws by Destinee Hooks, back-to-back three-pointers by Nayli Padilla and a layup by Alyssa Hargrove in 1:49.

When the Aggies pulled within two at 64-62 with 2:27 left, a layup by Jessie Joaquim off of a Padilla assist and a Joana Magalhães steal and layup immediately following kept the Lobos in front. Two free throws by Hargrove with 17 seconds left allowed UNM to build a seven-point lead at 70-63 and each team made one free throw with Padilla making the final free throw for the final score.

Padilla scored eight points in the fourth quarter, going 2-4 from three-point range and added two free throws. As a team, UNM outscored A&T 21-16.

In addition, the Lobos closed the season opener against Northern Arizona on a 10-1 run in the final 5:40 and held the Lumberjacks to five points in the fourth quarter to pull away for the 77-59 victory.

Against Boise State, UNM trailed 53-44 with 7:44 to go in the game and went on a 12-0 run while holding the Broncos scoreless for 3:10 to turn the deficit into a lead, which the Lobos held the remainder of the game.

In the game against Wyoming, UNM held the Cowgirls the final 4:17 without a point, closing the game on a 9-0 run.

Trailing 48-42 in the fourth quarter at Colorado State, UNM went on a 14-2 run over a span of 3:22 to give the Lobos the 56-50 lead.

Against Utah State, the the Lobo defense held the Aggies 5:26 without a point during a 10-0 run in the fourth quarter and without a point in the final 1:55, holding USU to six points in the quarter.

LAST TIME IT HAPPENED (UNM)

As A Team

Scored 100 Points:101 - at Utah State (1-21-25)
 Scored 90 Points:99 - vs. New Orleans (11-12-25)
 Scored Fewer Than 50 Points:40 - at Wyoming (2-26-25)
 Scored Fewer Than 40 Points:38 - at Colorado St. (1-3-15)
 Won by 50 Points:+56 (W, 111-55) - vs. Utah State (2-25-23)
 Won by 40 Points:+42 (W, 80-38) - vs. South Carolina State (11-20-24)
 Won By 30 Points:+38 (W, 89-51) - at San José State (1-3-26)
 Lost By 30 Points:-37 (L, 47-84) - at (RV) Arizona St. (12-14-19)
 Lost By 40 Points:-42 (L, 63-105) - at Oklahoma (12-16-17)
 Shot 60% or Better:61.2% - vs. Pacific (11-9-01)
 Shot Less Than 30%:22.7% (15-66) - vs. San Diego State (2-1-25)
 Shot 60% 3FG or Better:64.0% (16-25) - at Fresno State (2-28-23)
 Shot Less Than 20% 3FG:10.5% (2-19) - vs. Boise State (12-17-25)
 Made 15 3-Pointers:15 - at UNLV (2-8-25)
 Shot 90% on FTs (10 or more):100.0% (10-10) - vs. Wyoming (12-31-25)
 Shot Less Than 40% On FTs:33.3% (4-12) - at San Diego State (1-14-26)
 Had 50 Rebounds:58 - at San José State (1-3-26)
 Had 20 Offensive Rebounds:25 - at San José State (1-3-26)
 Had 25 Assists:26 - at Utah State (1-21-25)
 Had 20 Turnovers:20 - vs. Arizona (12-7-25)
 Had Less Than 10 Turnovers:8 - vs. Air Force (3-4-25)
 Had 10 Steals:19 - at Air Force (1-24-26)
 Had 10 Blocks:10 - vs. Morehead State (11-7-24)
 Had Two 20-Point Scorers:at Utah State (1-21-25)
Vianè Cumber (25) and Alyssa Hargrove (20)
 Had Three 20-Point Scorers:vs. Grand Canyon (3-16-22)
LaTascya Duff (27), Jaedyn De La Cerda (22) and Shaiquel McGruder (20)
 Had 7 Double-Digit Scorers:vs. Utah State (2-25-23)
 Had 6 Double-Digit Scorers:at Arkansas-Pine Bluff (12-17-20)
 Had 5 Double-Digit Scorers:at San José State (1-3-26)
 Had No Double-Digit Scorers:vs. (RV) Arizona St. (12-14-19)
 Had Two 10+ Rebounders:vs. Cincinnati (11-29-25)
Cacia Antonio (11) and Emma Najjuma (11)
 Scored 50-60 Points In 1st Half:54 - at Boise State (1-28-25)
 Scored 50-60 Points In 2nd Half:52 - at San José State (1-3-26)
 Scored 60+ Points in 1st Half:65 - vs. New Orleans (11-12-25)
 Scored 60+ Points in 2nd Half:62 - vs. Utah State (2-25-23)
 Scored 20 Or Fewer Points In 1st Half:20 - at UNLV (2-8-25)
 Scored 20 Or Fewer Points In 2nd Half:20 - vs. San Diego State (3-10-25)
 Scored Less Than 10 Points in a Quarter:4 - vs. Utah State (1-31-26)
 Failed To Make a 3FG:at (RV) Arizona St. (12-14-19)
 Defeated a Ranked Team:W, 69-66 vs. No. 25 UNLV (1-20-24)
 Lost To a Ranked Team:L, 67-56 at No. 20 Gonzaga (12-22-23)
 Won an OT Game:W, 88-83 vs. Boise State (2-13-25)
 Lost an OT Game:L, 83-77 vs Arizona State (11-20-22)
 Won a 2OT Game:W, 89-85 at Houston (11-24-18)
 Lost a 2OT Game:L, 69-65 vs. Fresno St. (1-2-16)

As An Individual

Had a Triple-Double:Aisia Robertson (28 pts, 11 reb., 11 assists)
at Houston (11-24-18)
 Had a Double-Double (Pts/Reb):Jessie Joaquim (12 pts, 12 reb.)
vs. Grand Canyon (1-17-26)
 Had a Double-Double (Pts/Asst):Aniyah Augmon (15 pts & 10 assists)
vs. Nevada (3-2-24)
 Had a Double-Double (Reb/Asst):Alyssa Hargrove (11 reb, 10 assists)
vs. Boise State (2-13-25)
 Scored 20+ Pts with 10+ Rebs:Vianè Cumber (25 pts, 11 reb.)
at Colorado State (1-18-25)
 Scored 30 Points:Nyah Wilson (33 pts) at Fresno State (3-5-24)
 Scored 40 Points:Cherise Beynon (41) at SDSU (1-20-18)
 Scored 30 Points (MW Only):Nyah Wilson (33 pts) at Fresno State (3-5-24)
 Scored 40 points (MW Only):Cherise Beynon (41)
at San Diego St. (1-20-18)
 Had 20+ Rebounds:Charlotte Kohl (20) vs. Mississippi Valley State (12-4-23)
 Had 15+ Rebounds:Jessie Joaquim (16) at San José State (1-3-26)
 Had 15+ Assists:Aisia Robertson (16) vs. Oklahoma (11-28-18)
 Had 5+ Steals:Alyssa Hargrove (5) at Air Force (1-24-26)
 Had 5+ Blocks:Amyhia Moreland (5) at Fresno State (3-1-25)

LAST TIME IT HAPPENED (OPP)

As A Team

Scored 100 Points:105 - Oklahoma (12-16-17)
 Scored 90 Points:90 - UNLV (2-8-25)
 Scored Less Than 50 Points:48 - Wyoming (12-31-25)
 Scored Less Than 40 Points:33 - Utah State (1-31-26)
 Shot 50% Or Better:51.8% (29-56) - Grand Canyon (1-17-26)
 Shot Less Than 30%:28.3% (13-46) - Utah State (1-31-26)
 Shot 50% 3FG Or Better:51.9% (14-27) - San Diego State (1-14-26)
 Shot Less Than 20% 3FG:5.3% (1-19) - Utah State (1-31-26)
 Made 15 3-Pointers:16 - UNLV (12-20-25)
 Shot 90% On FTs (10 or more):92.3% (12-13) - Boise State (1-28-25)
 Shot Less Than 50% On FTs:40.0% (6-15) - Wyoming (2-26-25)
 Had 50 Rebounds:53 - San Diego State (2-1-25)
 Had 20 Offensive Rebounds:24 - Houston (11-12-22)
 Had 25 Assists:28 - Boise State (2-13-25)
 Had 20 Turnovers:24 - Air Force (1-24-26)
 Had 30 Turnovers:32 - Chicago State (11-28-25)
 Had Less Than 10 Turnovers:9 - UNLV (1-28-26)
 Had 10 Steals:11 - Grand Canyon (1-17-26)
 Had 10 Blocks:11 - Boise State (2-21-24)
 Had Two 20-Point Scorers:Colorado State (1-18-25)
Emma Ronsiek (29) and Hannah Simental (24)
 Had 6 Double-Digit Scorers:San Diego State (3-6-23)
 Had 5 Double-Digit Scorers:Colorado (11-6-25)
 Had No Double-Digit Scorers:South Carolina State (11-20-24)
 Had Two 10+ Rebounders:UNLV (2-3-24)
Desi-Rae Young (10) and Alyssa Brown (11)
 Scored 50+ Points In 1st Half:54 - UNLV (12-20-25)
 Scored 50+ Points In 2nd Half:51 - Colorado (11-6-25)
 Scored 20 Or Less Points In 1st Half:19 - Wyoming (2-4-26)
 Scored 20 Or Less In 2nd Half:15 - Utah State (1-31-26)
 Scored Less Than 10 Points in Quarter:Wyoming (2-4-26)
8 (2nd quarter)
 Failed To Make a 3FG:0-1 by San Diego State (2-18-15)

As An Individual

Had a Double-Double (Pts/Reb):Julianna LaMendola (14 pts, 14 reb)
Grand Canyon (1-17-26)
 Had a Double-Double (Pts/Asst):Miah Monahan (16 pts, 10 asts.)
Eastern Illinois (11-28-23)
 Had a Double-Double (Pts/Steals):Jasmyne Harris (28 pts & 10 steals)
Houston (11-28-18)
 Had 20+ Points & 10+ Rebounds:Mia Jacobs (21 pts, 11 reb)
Fresno State (3-1-25)
 Scored 30 Points:Molly Kaiser (30) - New Mexico State (12-8-24)
 Scored 30 Points (MW Only):Essence Booker (31) - UNLV (1-27-22)
 Had 20+ Rebounds:Kaylee Johnson (22) - No. 1 Stanford (11-24-14)
 Had 15+ Rebounds:Cali Clark (17) - San Diego State (2-1-25)
 Had 10+ Assists:Miah Monahan (10) - Eastern Illinois (11-28-23)
 Had 5+ Steals:Noelani Cornfield (5) - Arizona (12-7-25)
 Had 5+ Blocks:Gracie Johnson (5) - Utah State (1-10-24)

STATS

STAT COMPARISON

BSU		UNM
72.1	Points Per Game	69.0
43.1	FG%	41.1
40.0	3FG%	31.8
74.1	FT%	64.8
7.3	Made 3-pt PG	8.3
36.9	Rebounds PG	39.9
15.9	Turnovers PG	15.8
16.4	Assists PG	12.8
2.7	Blocks PG	2.7
7.0	Steals PG	10.3
66.0	Scoring Defense	60.7
40.2	FG% Defense	39.3
28.6	3FG% Defense	30.0
+2.2	Rebound Margin	+5.5

UNM WHEN HOME/AWAY/NEUTRAL

STAT	HOME (12)	AWAY (9)	NEUTRAL (2)
PPG	68.8	69.1	70.0
Opp PPG	58.5	64.2	58.0
FG %	41.3	41.9	36.4
3FG%	29.1	34.8	32.8
3 FG MPG	7.1	9.6	9.5
FT%	66.7	63.6	59.4
Opp FG%	38.9	40.5	35.8
Opp 3FG%	29.3	32.4	19.4
RPG	40.1	38.9	43.5
Opp RPG	33.9	33.9	39.5
APG	13.5	12.2	11.5
SPG	11.1	8.6	13.0
TOV	16.0	14.9	18.5

SPECIALTY STAT COMPARISON

(UNM/Opp.)

Opp.	Paint	Off TO	2nd Chance	Fast Break	Bench
Northern Arizona	34/12	20/10	6/12	21/5	21/9
Colorado	24/50	7/27	12/17	2/24	18/38
North Carolina A&T	32/22	31/18	15/11	8/9	8/22
New Orleans	46/20	30/18	22/0	28/11	51/23
New Mexico State	38/24	18/11	8/12	8/5	36/11
UT Martin	30/26	20/12	21/2	20/3	25/11
Texas Tech	26/34	7/23	13/12	9/19	7/37
Chicago State	36/30	26/10	15/9	19/3	40/26
Cincinnati	26/26	14/22	11/18	3/6	29/8
Arizona	28/30	15/20	12/5	7/9	20/32
Houston	36/10	13/7	11/6	8/4	26/16
Boise State	50/32	19/11	10/14	17/4	16/12
UNLV	34/28	15/15	11/16	4/2	29/17
Wyoming	28/12	12/16	17/3	5/3	18/9
San José State	28/22	23/9	25/4	9/13	43/4
Colorado State	18/34	18/6	11/4	5/4	34/2
Nevada	34/34	15/15	3/9	9/2	25/19
San Diego State	20/22	5/14	7/6	3/2	28/17
Grand Canyon	34/38	14/20	11/11	4/6	23/20
Air Force	30/18	18/6	5/11	4/5	21/20
UNLV	34/30	12/10	10/8	0/12	24/14
Utah State	32/24	15/6	13/2	12/12	25/9
Wyoming	26/20	14/11	4/4	5/10	29/18
Boise State					
San José State					
Colorado State					
Grand Canyon					
Air Force					
Utah State					
Nevada					
Fresno State					

UNM STARTING LINEUPS (GAME)

Game	G	G	G	G	C
Northern Arizona	Hooks	Hargrove	Padilla	Magalhães	Craig
Colorado	Hooks	Hargrove	Padilla	Magalhães	Craig
North Carolina A&T	Hooks	Hargrove	Padilla	Magalhães	Craig
New Orleans	Hooks	Hargrove	Antonio	Magalhães	Craig
New Mexico State	Hooks	Hargrove	Antonio	Magalhães	Craig
UT Martin	Hooks	Hargrove	Antonio	Magalhães	Craig
Texas Tech	Hooks	Hargrove	Antonio	Magalhães	Craig
Chicago State	Hooks	Hargrove	Antonio	Magalhães	Craig
Cincinnati	Hooks	Hargrove	Antonio	Magalhães	Craig
Arizona	Hooks	Hargrove	Antonio	Magalhães	Najjuma
Houston	Hooks	Hargrove	Antonio	Magalhães	Najjuma
Boise State	Hooks	Hargrove	Antonio	Magalhães	Najjuma
UNLV	Padilla	Abdurraqib	Antonio	Magalhães	Najjuma
Wyoming	Hooks	Hargrove	Antonio	Padilla	Najjuma
San José State	Hooks	Hargrove	Antonio	Padilla	Najjuma
Colorado State	Hooks	Hargrove	Antonio	Padilla	Najjuma
Nevada	Hooks	Hargrove	Antonio	Padilla	Najjuma
San Diego State	Hooks	Hargrove	Antonio	Magalhães	Najjuma
Grand Canyon	Hooks	Hargrove	Antonio	Magalhães	Joaquim
Air Force	Hooks	Hargrove	Antonio	Magalhães	Joaquim
UNLV	Hooks	Hargrove	Antonio	Magalhães	Joaquim
Utah State	Hooks	Hargrove	Antonio	Magalhães	Joaquim
Wyoming	Hooks	Hargrove	Antonio	Magalhães	Joaquim
Boise State					
San José State					
Colorado State					
Grand Canyon					
Air Force					
Utah State					
Nevada					
Fresno State					

UNM STARTING LINEUPS (RECORD)

Hooks, Hargrove, Padilla, Magalhães, Craig	2-1
Hooks, Hargrove, Antonio, Magalhães, Craig	4-2
Hooks, Hargrove, Antonio, Magalhães, Najjuma	3-1
Padilla, Abdurraqib, Antonio, Magalhães, Najjuma	0-1
Hooks, Hargrove, Antonio, Padilla, Najjuma	3-1
Hooks, Hargrove, Antonio, Magalhães, Joaquim	4-1

DOUBLE-DOUBLE TRACKER

Jessie Joaquim	13 pts, 12 reb	Houston (12/13)
Jessie Joaquim	12 pts, 12 reb	Grand Canyon (1/17)

CAREER DOUBLE-DOUBLES

	2025-26	Career (DI)
Destinee Hooks		2
Alyssa Hargrove		1
Jessie Joaquim	2	2

20-POINT TRACKER

Destinee Hooks	22 pts	Colorado (11/6)
Destinee Hooks	20 pts	N.C. A&T (11/9)
Destinee Hooks	24 pts	Texas Tech (11/24)
Cacia Antonio	22 pts	UNLV (12/20)
Laila Abdurraqib	25 pts	Colorado State (1/7)
Joana Magalhães	29 pts	Air Force (1/24)

GAME 24: NEW MEXICO vs BOISE ST.

Team (AP/Coaches)	CONFERENCE						OVERALL							
	W	L	Pct.	Home	Away	Neutral	W	L	Pct.	Home	Away	Neutral	Last 10	Strk
San Diego State	11	1	.917	6-0	5-1	0-0	17	4	.810	10-1	6-1	1-2	9-1	L1
UNLV	10	2	.833	5-1	5-1	0-0	15	7	.682	9-2	6-5	0-0	8-2	W1
Boise State	9	3	.750	5-1	4-2	0-0	18	5	.783	12-1	4-4	2-0	9-1	W8
Colorado State	8	4	.667	4-2	4-2	0-0	17	6	.739	9-3	7-2	1-1	6-4	L2
New Mexico	8	4	.667	4-2	4-2	0-0	16	7	.696	9-3	6-3	1-1	7-3	W4
Grand Canyon	8	5	.615	4-3	4-2	0-0	9	14	.391	5-6	4-6	0-2	7-3	W3
Fresno State	5	8	.385	3-3	2-5	0-0	11	13	.458	6-4	3-9	2-0	4-6	W1
Wyoming	5	8	.385	4-3	1-5	0-0	8	14	.364	7-4	1-10	0-0	4-6	L2
Air Force	4	8	.333	2-4	2-4	0-0	10	12	.455	6-4	4-8	1-0	3-7	W2
Nevada	3	9	.250	2-4	1-5	0-0	7	15	.318	6-4	1-7	0-4	3-7	L6
Utah State	2	11	.154	2-4	0-7	0-0	6	16	.273	5-5	1-11	0-0	0-10	L10
San José State	1	11	.083	1-5	0-6	0-0	3	20	.130	3-7	0-13	0-0	1-9	L3

MOUNTAIN WEST STATISTICS

TEAM

	All	Conference
Off. Rebounds/Game	1st (13.4)	2nd (13.5)
Rebounding Margin	1st (+5.5)	3rd (+4.6)
Rebounding Offense	1st (39.9)	T-3rd (37.8)
Steals/Game	1st (10.3)	1st (9.4)
3-Pointers/Game	2nd (8.3)	2nd (7.8)
Scoring Offense	3rd (69.0)	5th (66.3)
Scoring Margin	3rd (+8.3)	4th (+5.8)
Rebounding Defense	3rd (34.4)	4th (33.2)
3-Pt FG %	5th (31.8)	5th (31.6)
FG %	5th (41.1)	4th (40.8)
Def. Rebounds/Game	5th (26.5)	11th (24.3)
FG% Defense	5th (39.3)	11th (41.5)
3-Pt FG % Defense	5th (30.0)	8th (31.7)
Assists/Game	6th (12.8)	7th (11.6)
Assist/Turnover Ratio	6th (0.8)	7th (0.9)
Scoring Defense	6th (60.7)	6th (60.5)
Blocks/Game	8th (2.7)	7th (2.3)

INDIVIDUAL

	All	Conference
Scoring		
Destinee Hooks	6th (13.5)	T-13th (12.2)
Cacia Antonio	19th (10.1)	--
Rebounding		
Jessie Joaquim	5th (6.8)	4th (7.5)
Emma Najjuma	13th (6.0)	14th (6.3)
Offensive Rebounds		
Jessie Joaquim	3rd (2.6)	2nd (3.3)
Emma Najjuma	5th (2.5)	5th (2.5)
Cacia Antonio	7th (2.1)	T-13th (2.0)
Assists		
Alyssa Hargrove	9th (2.7)	T-11th (2.4)
3-Point FG Made		
Laila Abdurraqib	4th (1.9)	T-2nd (2.1)
Nayli Padilla	6th (1.8)	11th (1.5)
Destinee Hooks	14th (1.4)	--
Steals		
Joana Magalhães	T-6th (1.8)	T-8th (1.5)
Alyssa Hargrove	8th (1.7)	T-8th (1.5)
Nayli Padilla	14th (1.4)	T-8th (1.5)
Cacia Antonio	--	T-5th (1.6)
Blocks/Game		
Emma Najjuma	T-9th (0.7)	--

NCAA STATISTICS

TEAM

	STAT	RANKING
3-Point Attempts/Game	26.0	27th
3-Pointers/Game	8.3	T-38th
Bench Points/Game	25.9	31st
Steals/Game	10.3	58th
Rebounds/Game	39.9	T-65th
Rebound Margin	5.5	T-56th
Off. Rebounds/Game	13.4	T-77th
Def. Rebounds/Game	26.5	93rd

PLAYER OF THE WEEK

FRESHMAN OF THE WEEK

Tyler Jones: Nov. 17
Laila Abdurraqib: Dec. 8
Laila Abdurraqib: Feb. 2

GAME 24: NEW MEXICO vs BOISE ST.

SERIES HISTORY
BOISE STATE (12-18)
H: 8-5; A: 3-11; N: 1-2

UNM'S RECORD WHEN...

	Overall	In MW
Overall	16-7	8-4
At home	9-3	4-2
On the road	6-3	4-2
At neutral sites	1-1	
After a win	10-5	5-2
After a loss	5-2	2-2
In overtime		
vs. ranked opponents		
Games decided by 1-4 points	1-1	
Games decided by 5-9 points	4-1	3-1
Games decided by 10-19 points	4-3	3-3
Games decided by 20+ points	7-2	2-0
Leading after Q1	12-2	6-2
Trailing after Q1	3-5	2-2
Tied after Q1	1-0	
Leading at half	16-1	8-1
Trailing at half	0-6	0-3
Tied at half		
Leading after Q3	14-1	6-1
Trailing after Q3	1-6	1-3
Tied after Q3	1-0	1-0
Shooting 50% or better	4-0	1-0
Shooting between 40-49.9%	7-2	4-2
Shooting less than 40%	5-5	3-2
Opponent shoots 50% or better	0-4	0-3
Opponent shoots b/w 40-49.9%	7-2	4-1
Opponent shoots b/w 30-39.9%	5-1	2-0
Opponent shoots less than 30%	4-0	2-0
UNM higher FG%	13-0	6-0
Opponent higher FG%	3-7	2-4
FG% Tied		
UNM outrebounds	14-1	7-1
Opponent outrebounds	2-6	1-3
Rebounds tied		
UNM more made free throws	10-1	7-1
Opponent more made free throws	5-6	1-3
Made free throws tied	1-0	
UNM 3FG% higher	11-3	5-1
Opponent 3FG% higher	4-4	2-3
3FG% tied	1-0	1-0
UNM has more fouls	9-4	3-2
Opponent has more fouls	6-2	4-1
Fouls are tied	1-1	1-1
UNM more turnovers	4-4	1-1
Opponent more turnovers	11-2	6-2
Turnovers tied	1-1	1-1
Scoring less than 50 points		
Scoring 50-59 points	2-3	2-1
Scoring 60-69 points	4-3	3-2
Scoring 70-79 points	7-1	2-1
Scoring 80-89 points	2-0	1-0
Scoring 90-99 points	1-0	
Scoring 100+ points		
Allowing 40 points or less	1-0	1-0
Allowing 41-49 points	4-0	1-0
Allowing 50-59 points	7-0	5-0
Allowing 60-69 points	4-1	1-0
Allowing 70-79 points	0-3	0-3
Allowing 80-89 points	0-3	0-1
Allowing 90+ points		
In November	6-3	
In December	4-1	2-1
In January	5-3	5-3
In February	1-0	1-0
In March		

12/19/83	L	86-76	A
1/11/12	L	65-45	A
2/4/12	L	68-64	H
3/9/12	W	51-50	N
1/16/13	W	58-53	H
2/16/13	W	66-58	A
1/22/14	L	74-60	A
2/12/14	L	86-80	H
1/17/15	L	86-65	A
2/25/15	W	63-50	H
3/13/15	L	66-60	N
1/30/16	L	81-60	H
2/17/16	W	70-60	A
1/18/17	W	75-68	H
2/15/17	L	64-62	A
3/7/17	L	64-62	N
1/3/18	W	100-83	H
2/7/18	L	85-91	A
3/4/19	L	66-70	A
12/4/19	L	82-83 (OT)	A
2/22/20	L	76-95	H
12/31/21	W	72-68	A
2/19/22	W	89-62	H
1/21/23	W	76-68	H
2/9/23	L	69-62	A
1/6/24	L	64-56	H
2/21/24	L	58-55	A
1/28/25	L	89-80	A
2/13/25	W	88-83 (OT)	H
12/17/25	W	70-63	H

STARTER/ BENCH COMPARISON | LEADS (UNM/OPP.)

Opp.	Points	S/B	%	TIME LED	BIGGEST LEAD
Northern Arizona	77	56/21	72.7/27.3	38:42/0:29	19/2
Colorado	59	41/18	69.5/30.5	8:03/30:42	5/25
North Carolina A&T	71	63/8	88.7/11.3	26:42/8:21	13/4
New Orleans	99	48/51	48.5/51.5	39:26/0:00	44/0
New Mexico State	77	41/36	53.2/46.8	32:54/4:04	43/3
UT Martin	77	52/25	67.5/32.5	39:25/ 0:00	33/0
Texas Tech	57	50/7	87.7/12.3	1:26/36:49	2/26
Chicago State	80	40/40	50.0/50.0	38:02/0:59	32/2
Cincinnati	60	31/29	51.7/48.3	1:12/36:43	1/11
Arizona	72	52/20	72.2/27.8	34:40/3:20	11/3
Houston	63	37/26	58.7/41.3	38:00/0:10	24/1
Boise State	70	54/16	77.1/22.9	27:29/7:36	14/6
UNLV	71	42/29	59.2/40.8	2:58/36:13	6/26
Wyoming	62	44/18	71.0/29.0	34:16/5:20	14/4
San José State	89	46/43	51.7/48.3	40:00/0:00	39/0
Colorado State	66	32/34	48.5/51.5	21:37/17:13	10/10
Nevada	61	36/25	59.0/41.0	26:19/9:44	10/9
San Diego State	56	28/28	50.0/50.0	12:25/27:00	9/19
Grand Canyon	62	39/23	62.9/37.1	10:14/28:06	4/19
Air Force	74	53/21	71.6/28.4	30:49/6:23	21/4
UNLV	68	44/24	64.7/35.3	39:14/0:00	16/0
Utah State	58	33/25	56.9/43.1	37:15/0:34	26/2
Wyoming					
Boise State					
San José State					
Colorado State					
Grand Canyon					
Air Force					
Utah State					
Nevada					
Fresno State					



3
Destinee Hooks
G | 5-9 | JR.
Indianapolis, Ind.



4
Alyssa Hargrove
G | 5-9 | GR.
Dayton, Ohio



5
Kaia Foster
G | 6-2 | FR.
Pasco, Wash.



10
Cacia Antonio
G | 5-11 | JR.
Luanda, Angola



11
Nayli Padilla
G | 5-11 | SO.
Santa Cruz de Tenerife,
Spain



13
Joana Magalhães
G | 5-5 | SO.
Lisbon, Portugal



14
Leonor Peixinho
F | 6-1 | FR.
Lagoa, Portugal



15
Drew Jordon
G | 5-11 | JR.
Washington, DC



20
Tyler Jones
G | 5-9 | FR.
Memphis, Tenn.



23
Emma Najjuma
F | 6-4 | RS-SO.
Mukono Seeta, Uganda



24
Jessie Joaquim
F | 6-2 | JR.
Maputo, Mozambique




40
Clarissa Craig
F/C | 6-3 | RS-SR.
Cincinnati, Ohio



44
Laila Abdurraqib
PG | 5-6 | FR.
Fishers, Ind.



Mike Bradbury
Head Coach




Keith Freeman
Assoc. Head Coach



Nike McClure
Assistant Coach



Mackenzie Head
Assistant Coach



Carmyn Harrison
Graduate Assistant



Hanna Hudson
Director of Operations



Isaiah Fernandez
Director of Player Development



Lexi Smith
Associate Athletic Trainer



Emily Meinert
Assistant Director of
Athletic Performance



DESTINEE HOOKS
INDIANAPOLIS, IND.



JOANA MAGALHÃES
LISBON, PORTUGAL



JESSIE JOAQUIM
MAPUTO, MOZAMBIQUE



ALYSSA HARGROVE
DAYTON, OHIO



LEONOR PEIXINHO
LAGOA, PORTUGAL



CLARISSA CRAIG
CINCINNATI, OHIO



KAIA FOSTER
PASCO, WASH.



DREW JORDON
WASHINGTON, DC



LAILA ABDURRAQIB
FISHERS, IND.



CACIA ANTONIO
LUANDA, ANGOLA




TYLER JONES
MEMPHIS, TENN.



NAYLI PADILLA
SANTA CRUZ DE TENERIFE, SPAIN



EMMA NAJJUMA
MUKONO SEETA, UGANDA



LOBO WOMEN'S BASKETBALL

AROUND THE WORLD



GAME 24: NEW MEXICO vs BOISE ST.

NUMERICAL

#	Name	Pos	Ht	Yr	Hometown (Previous School)
3	Destinee Hooks	G	5-9	Jr.	Indianapolis, Ind. (Vincennes)
4	Alyssa Hargrove	G	5-8	Gr.	Dayton, Ohio (Austin Peay State)
5	Kaia Foster	G	6-2	Fr.	Pasco, Wash. (Chiawana HS)
7	Quintilla Hidalgo	G	5-9	Fr.	Almere, The Netherlands (Calandlyceum)
10	Cacia Antonio	G	5-11	Jr.	Luanda, Angola (New Mexico Junior College)
11	Nayli Padilla	G	5-9	So.	Santa Cruz de Tenerife, Spain (IES Tarahales)
13	Joana Magalhães	G	5-5	So.	Lisbon, Portugal (Quinta Do Marqués)
14	Leonor Peixinho	F	6-1	Fr.	Lagoa, Portugal (Escola Secundária Dom Pedro V)
15	Drew Jordon	G	5-11	Jr.	Washington, DC (Wagner)
20	Tyler Jones	G	5-9	Fr.	Memphis, Tenn. (Hutchison School)
23	Emma Najjuma	F	6-4	RS-So.	Mukono Seeta, Uganda (New Mexico JC)
24	Jessie Joaquim	F	6-2	Jr.	Maputo, Mozambique (Cochise College)
40	Clarissa Craig	F/C	6-3	RS-Sr.	Cincinnati, Ohio (Cincinnati)
44	Laila Abdurraqib	PG	5-6	Fr.	Fishers, Ind. (Lawrence Central HS)

ALPHABETICAL

#	Name	Pos	Ht	Yr	Hometown (Previous School)
44	Laila Abdurraqib	PG	5-6	Fr.	Fishers, Ind. (Lawrence Central HS)
10	Cacia Antonio	G	5-11	Jr.	Luanda, Angola (New Mexico Junior College)
40	Clarissa Craig	F/C	6-3	RS-Sr.	Cincinnati, Ohio (Cincinnati)
5	Kaia Foster	G	6-2	Fr.	Pasco, Wash. (Chiawana HS)
4	Alyssa Hargrove	G	5-8	Gr.	Dayton, Ohio (Austin Peay State)
7	Quintilla Hidalgo	G	5-9	Fr.	Almere, The Netherlands (Calandlyceum)
3	Destinee Hooks	G	5-9	Jr.	Indianapolis, Ind. (Vincennes)
24	Jessie Joaquim	F	6-2	Jr.	Maputo, Mozambique (Cochise College)
20	Tyler Jones	G	5-9	Fr.	Memphis, Tenn. (Hutchison School)
15	Drew Jordon	G	5-11	Jr.	Washington, DC (Wagner)
13	Joana Magalhães	G	5-5	So.	Lisbon, Portugal (Quinta Do Marqués)
23	Maria Najjuma	F	6-4	RS-So.	Mukono Seeta, Uganda (New Mexico Junior College)
11	Nayli Padilla	G	5-9	So.	Santa Cruz de Tenerife, Spain (IES Tarahales)
14	Leonor Peixinho	F	6-0	Fr.	Lagoa, Portugal (Escola Secundária Dom Pedro V)

STAFF

Mike Bradbury	Head Coach
Keith Freeman	Associate Head Coach
Nike McClure	Assistant Coach
Mackenzie Head	Assistant Coach
Carmyn Harrison	Graduate Assistant
Hanna Hudson	Director of Operations
Isaiah Fernandez	Director of Player Development
Lexi Smith	Associate Athletic Trainer
Emily Meinert	Assistant Director of Athletic Performance

by eligibility

Graduate Student (1)		
4	Alyssa Hargrove	G
Senior (1)		
40	Clarissa Craig (RS)	F/C
Juniors (4)		
3	Destinee Hooks	G
10	Cacia Antonio	G
15	Drew Jordon	G
24	Jessie Joaquim	F
Sophomores (3)		
11	Nayli Padilla	G
13	Joana Magalhães	G
23	Emma Najjuma (RS)	F

Freshmen (5)

5	Kaia Foster	G
7	Quintilla Hidalgo	G
14	Leonor Peixinho	F
20	Tyler Jones	G
44	Laila Abdurraqib	PG

home state

Indiana (2)		
3	Destinee Hooks	G
44	Laila Abdurraqib	PG
Ohio (2)		
4	Alyssa Hargrove	G
40	Clarissa Craig	F/C
Tennessee (1)		
20	Tyler Jones	G
Washington (1)		
5	Kaia Foster	G
Washington DC (1)		
15	Drew Jordon	G

international

7	Quintilla Hidalgo (Netherlands)
10	Cacia Antonio (Angola)
11	Nayli Padilla (Spain)
13	Joana Magalhães (Portugal)
14	Leonor Peixinho (Portugal)
23	Maria Najjuma (Uganda)
24	Jessie Joaquim (Mozambique)

KAIA Foster	Ki-ya
CACIA Antonio	KA-see-YA
NAYLI PADILLA	Nye-LEE PA-dee-ya
Joana MAGALHAES	Ma-ga-LANE-SHH
Leonor PEIXINHO	Pie-SHEEN-yo
Emma NAJJUMA	Nye-JEW-Ma
Jessie JOAQUIM	JOY-key-m
Laila ABDURRAQIB	Ab-DORA-KEY-b



MIKE BRADBURY

RECORD AT UNM: 196-110 (10TH SEASON)
CAREER RECORD: 374-227 (19TH SEASON)

NOTEWORTHY:

- Named the sixth head coach in program history on March 31, 2016
- 26 wins in 2021-22 tied for most wins in program history
- Led UNM to 25 wins in 2017-18; tied for second-most wins in program history
- Led UNM to 20+ wins in five seasons, and .500 or better in seven
- Earned his 100th win at UNM on Nov. 30, 2021; only the second coach in program history to reach 100. Earned his 300th career win on Nov. 22, 2022 against Western N.M.

Mike Bradbury enters his ninth season as head coach for The University of New Mexico women's basketball team. In his previous eight seasons at the helm, Bradbury has guided the Lobos to a 162-89 (.645) and 89-51 (.636) in conference and became just the second coach in UNM history to win 100 games with a win over Grambling on Nov. 30, 2021.

Five times in his tenure (2017-18, 2018-19, 2021-22, 2022-23, 2023-24) the Lobos eclipsed the 20-win mark, with the Lobos tying the program record for most wins in a single season with 26 in 2021-22. Further, the 25 wins in 2017-18 were tied for the second-most wins in program history. The consecutive 20-plus win seasons under Bradbury in 2017-18 and 2018-19 were the first for the program since the 2007-08 – 2008-09 seasons.

Further, the last time the Lobos finished with 20-plus wins in three consecutive seasons was 2006-07, 2007-08 and 2008-09.

Of note, there are only three Mountain West teams that have won 20 games in each of the last three years (UNM, UNLV and CSU), and in the last four years, only two MW teams that have won 10 or more conference games all four years (UNM and UNLV).

The Lobos have sustained success under Bradbury as historically, UNM has finished either first or second in the conference in scoring offense in six of the last seven years (four times first). In Bradbury's time at UNM, the Lobos have finished with 15 or made three-pointers 11 times and hold the top-five spots in three-pointers per game in program history.

During the most recent season, the Lobos were among the most consistent defensive teams in the country, ranking 14th in defensive rebounds per game and 10th in the fewest fouls per game. On an individual level, the Lobos garnered several awards with five Mountain West Player of the Week selections, the most since the 2018-19 season, as well as earning MW Newcomer of the Year (Nyah Wilson), MW Defensive Player of the Year (Aniyah Augmon), two All-Mountain West Team selections in Augmon and Wilson, an All-Defensive Team selection for Augmon and a MW Coach of the Year selection for Bradbury.

Wilson became the seventh Lobo to earn Newcomer of the Year and the fourth under Bradbury, with the last one back in 2018-19. Augmon became only the second Lobo to win Defensive Player of the Year, joining Porche Torrance who won in 2011-12. The

selection marked the first Coach of the Year award for Bradbury and the third for a New Mexico coach.

In his time at UNM, Bradbury has coached 19 All-Mountain West performers, six on the All-Defensive Team and three on the All-Newcomer/Freshman Team.

In terms of major individual awards, Bradbury coached the league's Newcomer of the Year each of his first three seasons in charge of the Lobos with Richelle van der Keijl earning the award in 2016-17, Tesha Buck in 2017-18 and Aisia Robertson in 2018-19. Additionally, Bradbury has coached the MW Player of the Year in Jaisa Nunn (2018-19) and the Freshman of the Year in Jayla Everett (2018-19) as well as Sixth Person of the Year in LaTascya Duff (2020-21).

Further, a Lobo has been named Mountain West Player of the Week 20 times during his tenure, with four named Freshman of the Week.

In the 2022-23 season, UNM finished 15th in the NCAA in made three-pointers per game at 8.5 per game, with 12 games with double-digit three-pointers. Of the 12 games, UNM made 18 (against South Carolina State) and three games with 16 (twice against Utah State and at Fresno State).

During the 2021-22 season, the program established several program records. UNM set the program record in made three-pointers (346), a program-best 171 made three-pointers in conference season, as well as a program-record 596 assists on the season and 292 in conference games. In addition, the Lobos made a program-high 523 field goals in conference and scored the most points in conference in program history with 1,413 points. On Jan. 6 at Utah State, the Lobos set the program record and the MW record in made three-pointers in a game with 21, and three games later made 19 three-pointers for the second most in a game in program history. The Lobos also went on a nine-game win streak, the second longest in program history.

New Mexico ranked in the top 10 in the NCAA in made three-pointers (third), made three-pointers per game (fifth, 9.6 per game) and in assists (10th). In total, UNM ranked in the top 30 in nine categories, including scoring offense (14th, 76.7 points per game), assists per game (16th, 16.6 per game), assist/turnover ratio (18th, 1.21), field-goal percentage (19th, 45.1 percent), blocked shots (25th, 147) and three-point field-goal percentage (30th, 35.1 percent).



GAME 24: NEW MEXICO vs BOISE ST.

UNM added six postseason Mountain West honors with a conference-high three all-conference players in Antonia Anderson, Shaiquel McGruder and Jaedyn De La Cerda, an honorable mention in LaTora Duff, an all-defensive player in McGruder and an all-freshman in Paula Reus. The Lobos have had 12 conference selections in the last two seasons.

Further, five Lobos finished the 2021-22 season averaging double figures in points per game.

In the 2020-21 season, Bradbury led the Lobos to a Mountain West regular season championship, the first outright in program history and the first regular season title since the 2004-05 season. In addition, the Lobos were selected for the WNIT for the third time in four years.

The Lobos produced one of the most prolific offenses not only in the conference, but in the country, finishing among the top 25 in several categories. Among them, UNM finished fourth in the NCAA in made three-pointers per game (10.2), sixth in assist-turnover ratio (1.40), ninth in scoring offense (81.2 points per game), 14th in fewest turnovers per game (12.0) and assists per game (16.8) and 22nd in scoring margin (12.7). The Lobos led the Mountain West in scoring offense, scoring margin, assists per game, turnover margin, assist-turnover ratio and made three-pointers as well as second in field-goal percentage and steals per game.

UNM set a program record in scoring with 120 points against Arkansas-Pine Bluff on Dec. 17, 2020 and in the process, made 17 three-pointers, falling just one short of tying the program record. Further, the Lobos registered 90-plus points in five games and 80-plus points in 11 of the 20 games on the season.

Four Lobos finished the 2020-21 season averaging double figures in points per game with six players finishing in double figures in scoring in two games (the only times it has been accomplished in program history), five players in five games and four in seven games.

As a result of UNM's successful season, five players were named to the All-Mountain West Team with LaTascya Duff also earning the superlative of Sixth Person of the Year. Duff was just the second Lobo to win the sixth person award. Making the all-conference team for the first time were Duff, Jaedyn De La Cerda and Antonia Anderson, as well as Shaiquel McGruder earning all-defensive and Ahlise Hurst earning the honorable mention distinction.

In his third year at the helm, Bradbury continued to put his mark on the program while also continuing to bring Lobo women's basketball back to national prominence. Overall, Bradbury's 2018-19 team went 24-7 and earned a bid to the WNIT for a second-straight season. It marked the first time since the 2008-09 – 2009-10 seasons that the program made consecutive trips to the postseason.

Prior to coming to Albuquerque, Bradbury built a successful nine year run as a Division-I head coach with stops at Morehead State (Morehead, Ky.) and Wright State (Dayton, Ohio). Most recently with the Raiders, Bradbury led his squad to five 20-win seasons, including each of his final three seasons. During that time, Wright State has amassed a 75-28 record, the best amongst the 13 Division I programs in the state of Ohio.

Overall at Wright State, Bradbury had five winning seasons, all of which were 20-plus win seasons, in six years – a feat made all the more remarkable as Wright State had just one winning season in the previous 22 before his arrival. In the previous 37 seasons of women's basketball at Wright State, the Raider program had tallied 20 wins just once before Bradbury led the team to 20 wins in five of his six seasons.

His most prominent three-year run at Wright State started in 2013-14, when the Raiders won a school-record 26 games on the way to a 26-9 season and the program's first-ever appearance in the NCAA Tournament. That season saw the Raiders finish second in the Horizon League and win its first Horizon League Tournament. It also featured the program's first road win at perennial league power Wisconsin-Green Bay. Kim Demmings was named the Horizon League Player of the Year and Tournament MVP, and it marked the first time in school history the program had a pair of first team All-Conference selections.

He followed up that by earning Horizon League Coach of the Year in 2014-15 after a 25-9 season that saw his squad lose its Horizon League Preseason Player of the Year less than two minutes into the season opener. The Raiders just missed a second straight NCAA Tournament appearance, falling in overtime in the conference championship game. The team did make its first appearance in the Women's NIT as the league's automatic qualifier, and in 2015-16, the team made it back-to-back WNIT appearances after a 24-11 season, earning the program's first at-large bid.

Those three seasons are the three winningest seasons in the history of Wright State women's basketball.

In his first two seasons at Wright State, he led the team to a 20-13 campaign and a 21-13 mark and berths in the Women's Basketball Invitational, the first NCAA Division I postseason berths for the program. Overall, Bradbury has coached three Horizon League Players of the Year (all in his last three seasons), six first-team All-Horizon League players, three second-team members and four All-Freshman team members.

Prior to his time at Wright State, Bradbury was the head coach at Morehead State where he led the Division I program to a 50-44 mark in three seasons, including a watershed 22-11 season, which was the second-most wins in Morehead State history and the most wins by the Eagles in the previous 38 years.

At Morehead State he coached one Ohio Valley Conference Player of the Year, along with one first-team All-OVC pick (two seasons) and three second-team All-OVC picks.

Bradbury also spent time as an assistant coach at Xavier (2002-06), Cincinnati (1996-02), VCU (1995-96), East Tennessee State (1994-95) and Chattanooga (1991-94). In his 30 seasons as an assistant and as a head coach, Bradbury's teams have finished below .500 only three times.

CAREER HEAD COACHING YEAR-BY-YEAR

2007-08	11-19 (9-11)	Morehead State
2008-09	17-14 (11-7)	Morehead State
2009-10	22-11 (14-4)	Morehead State
2010-11	20-13 (11-7)	Wright State
2011-12	21-13 (12-6)	Wright State
2012-13	12-18 (6-10)	Wright State
2013-14	26-9 (12-4)	Wright State
2014-15	25-9 (12-4)	Wright State
2015-16	24-11 (12-6)	Wright State
2016-17	15-15 (10-8)	New Mexico
2017-18	25-11 (10-8)	New Mexico
2018-19	24-7 (14-4)	New Mexico
2019-20	15-17 (6-12)	New Mexico
2020-21	15-5 (11-3)	New Mexico
2021-22	26-10 (14-4)	New Mexico
2022-23	21-13 (12-6)	New Mexico
2023-24	21-11 (12-6)	New Mexico
2024-25	18-14 (11-7)	New Mexico
2025-26	16-7 (8-4)	New Mexico
Total	374-227 (196-110, 108-62 at UNM)	

EDUCATION

UT-Chattanooga - B.S. Recreation (1993)

COACHING EXPERIENCE

1991-93	Student Assistant	Chattanooga
1993-94	Assistant Coach	Chattanooga
1994-95	Assistant Coach	East Tennessee
1995-96	Assistant Coach	VCU
1996-02	Assistant Coach	Cincinnati
2002-07	Assistant Coach	Xavier
2007-10	Head Coach	Morehead State
2010-16	Head Coach	Wright State
2016-pres.	Head Coach	New Mexico

HEAD COACHING RECORD

2007-10	Morehead State	50-44 (.532)
2010-16	Wright State	128-73 (.637)
2016-pres.	New Mexico	196-110 (.641)
19 years		374-227 (.622)

RANKED OPPONENTS

#16 Marquette	11/13/17	W, 88-87
#23 West Virginia	11/29/19	L, 73-60
#6 Arizona	12/12/21	L, 77-60
#14 Arizona	12/4/22	L, 77-60
#20 Gonzaga	12/22/23	L, 67-56
#25 UNLV	1/20/24	W, 69-66

ALL-TIME SERIES UNDER COACH BRADBURY AT UNM

OPPONENT	Series	H	A	N
Abilene Christian	1-1	1-1		
Air Force	14-2	6-1	7-1	1-0
Arizona	1-2	0-1		1-1
Arkansas-Pine Bluff	1-0		1-0	
Arizona State	0-2	0-1	0-1	
Auburn	0-1	0-1		
Ball State	0-1	0-1		
Boise State	7-10	6-2	1-7	0-1
California Baptist	0-1			0-1
Chicago State	1-0			1-0
Cincinnati	0-1			0-1
Colorado	0-1		0-1	
Colorado State	12-7	8-2	4-4	0-1
Denver	0-1	0-1		
Eastern Illinois	1-0	1-0		
Fairleigh Dickinson	1-0	1-0		
Fresno State	11-7	5-2	5-3	1-2
Georgia Tech	0-1			0-1
Gonzaga	0-2	0-1	0-1	
Grambling State	1-0	1-0		
Grand Canyon	1-1	1-1		
Hampton	1-0	1-0		
Hartford	1-0	1-0		
Houston	4-1	3-0	1-1	
Houston Baptist	1-0	1-0		
Illinois	1-0	1-0		
Lamar	2-0	2-0		
Louisiana-Monroe	1-0			1-0
Loyola Marymount	0-1	0-1		
Marquette	1-1	1-0	0-1	
Midwestern State	1-0		1-0	
Minnesota	0-1	0-1		
Mississippi State	0-1			0-1
Mississippi Valley State	1-0	1-0		
Missouri	1-0			1-0
Montana State	0-1			0-1
Morehead State	1-0	1-0		
Navy	1-0	1-0		
Nevada	12-5	6-2	6-2	0-1
New Mexico State	12-4	7-1	5-3	
New Orleans	1-0	1-0		
Nicholls	1-0		1-0	
North Carolina A&T	1-0	1-0		
Northern Arizona	4-1	3-1	1-0	
Northern New Mexico	4-0	4-0		
North Texas	1-0	1-0		
Oklahoma	1-1	1-0	0-1	
Old Dominion	1-0			1-0
Oregon State	0-1		0-1	
Pepperdine	2-0	1-0	1-0	
Prairie View A&M	1-0	1-0		
Providence	1-0	1-0		
Rice	1-0	1-0		
Sacramento State	2-0	2-0		
Saint Mary's	1-0	1-0		
Sam Houston State	1-0		1-0	
San Diego	1-0	1-0		
San Diego State	10-13	5-2	4-7	1-4
San Jose State	12-3	5-1	6-2	1-0
SMU	1-0	1-0		
South Carolina State	2-0	2-0		
Southern Utah	0-2	0-1	0-1	
St. Joseph's	0-1	0-1		
Stephen F. Austin	1-1	1-0		0-1
Tarleton State	1-0	1-0		
TCU	0-1	0-1		
Texas A&M-Commerce	2-0	1-0	1-0	
Texas State	1-0	1-0		
Texas Southern	1-0	1-0		
Texas Tech	1-4	1-1	0-2	0-1
Tulsa	0-1	0-1		
UC Irvine	2-0	2-0		
UC Riverside	1-0	1-0		
UNLV	6-14	3-6	3-8	
UT Martin	1-0	1-0		
Utah State	17-0	8-0	9-0	
UTEP	5-0	4-0	1-0	
Washington	0-1		0-1	
West Virginia	0-1			0-1
Western Michigan	1-0	1-0		
Western New Mexico	3-0	3-0		
Wichita State	1-0	1-0		
Wyoming	10-9	5-4	5-4	0-1
Total	196-110	123-39	65-53	8-18

3

DESTINEE HOOKS

G | 5-9 | JR | Indianapolis, Ind. (Vincennes)



PPG	FG %	3PT %	FT %	RPG	APG	SPG	BPG	MPG
13.5	40.5	31.1	70.9	3.4	1.0	1.1	0.1	24.0

NOTEWORTHY

- Led team in scoring 7x: at Colorado with game-high 22 points, against North Carolina A&T, against UT Martin, a game-and season-high 24 points against Texas Tech, against Nevada, at San Diego State with a game-high 18 points & 17 vs. GCU
- Steal in 16 games with 7 games with multiple steals
- Led the team in scoring in 14 games last season, tied for lead 2x; 20+ points in 6 games
- 26 games in double figures last season
- First double-double came against UC Irvine with career-high 10 rebounds and had team-high 17 points. Second came at NMSU with team-high 27 points and 10 rebounds.
- Recorded at least 15 points and a steal in first 5 MW games last season. The only MW players to start a campaign with a longer streak in conference play are Utah's Morgan Warburton in 2008 (first 7 games) and Fresno State's KiKi Moore in 2013 (first 7 games).
- Named to Preseason All-MW Team
- MW Honorable Mention last season
- Majoring in liberal arts and integrative studies

GAME-BY-GAME STATISTICS

Opponent	Date	GS	MIN	Total		3-Pointers		Free throws		Rebounds				PF	A	TO	BLK	STL	PTS	AVG
				FG-FGA	PCT	3FG-3FGA	PCT	FT-FTA	PCT	OFF	DEF	TOT	AVG							
Northern Ariz.	11/03/2025	*	21:30	4-10	.400	2-3	.667	2-4	.500	2	2	4	4.0	4	3	2	0	1	12	12.0
at Colorado	11/06/2025	*	30:07	8-20	.400	3-6	.500	3-6	.500	4	3	7	5.5	1	0	3	0	0	22	17.0
N.C. A&T	11/09/2025	*	32:05	7-15	.467	2-6	.333	4-7	.571	1	4	5	5.3	2	2	6	0	3	20	18.0
New Orleans	11/12/2025	*	19:15	6-12	.500	2-6	.333	2-2	1.000	2	2	4	5.0	3	2	3	1	1	16	17.5
at New Mexico St.	11/16/2025	*	24:04	4-9	.444	1-5	.200	1-1	1.000	0	2	2	4.4	1	1	3	1	0	10	16.0
UT Martin	11/20/2025	*	23:24	6-13	.462	1-5	.200	2-2	1.000	3	1	4	4.3	1	1	3	0	2	15	15.8
Texas Tech	11/23/2025	*	30:32	10-18	.556	3-8	.375	1-2	.500	3	2	5	4.4	3	2	2	1	2	24	17.0
vs Chicago St.	11/28/2025	*	19:40	4-7	.571	1-4	.250	5-5	1.000	2	3	5	4.5	1	3	3	0	1	14	16.6
vs Cincinnati	11/29/2025	*	23:31	3-14	.214	0-3	.000	4-5	.800	3	1	4	4.4	3	0	2	0	0	10	15.9
at Arizona	12/07/2025	*	19:56	3-7	.429	2-6	.333	2-2	1.000	1	3	4	4.4	4	2	2	0	1	10	15.3
Houston	12/13/2025	*	22:30	5-12	.417	2-6	.333	0-1	.000	1	1	2	4.2	4	0	1	0	0	12	15.0
Boise St.	12/17/2025	*	16:02	4-9	.444	0-1	.000	3-4	.750	2	0	2	4.0	4	0	5	0	1	11	14.7
at UNLV	12/20/2025	*	23:13	3-11	.273	1-4	.250	6-6	1.000	1	1	2	3.8	3	0	4	0	0	13	14.5
Wyoming	12/31/2025	*	18:05	2-7	.286	1-4	.250	2-2	1.000	0	1	1	3.6	4	1	1	0	0	7	14.0
at San Jose St.	01/03/2026	*	24:18	5-20	.250	0-8	.000	1-2	.500	0	4	4	3.7	1	0	2	0	3	11	13.8
at Colorado St.	01/07/2026	*	19:21	3-15	.200	2-5	.400	2-2	1.000	3	1	4	3.7	1	2	2	0	1	10	13.6
Nevada	01/10/2026	*	27:09	5-12	.417	3-6	.500	0-0	.000	1	1	2	3.6	2	0	2	0	2	13	13.5
at San Diego St.	01/14/2026	*	29:28	7-11	.636	2-3	.667	2-8	.250	1	4	5	3.7	1	1	2	0	1	18	13.8
Grand Canyon	01/17/2026	*	25:30	5-13	.385	0-2	.000	7-10	.700	1	0	1	3.5	3	0	4	0	2	17	13.9
at Air Force	01/24/2026	*	28:26	6-11	.545	1-3	.333	0-0	.000	0	4	4	3.6	1	0	0	0	3	13	13.9
UNLV	01/28/2026	*	28:42	5-6	.833	2-2	1.000	1-2	.500	0	2	2	3.5	2	3	1	0	0	13	13.9
Utah St.	01/31/2026	*	21:20	3-12	.250	0-3	.000	3-3	1.000	3	0	3	3.5	2	0	3	0	1	9	13.6
at Wyoming	02/04/2026	*	23:16	3-10	.300	2-7	.286	3-3	1.000	1	2	3	3.4	0	1	1	0	1	11	13.5
Totals			22 551:23	111-274	.405	33-106	.311	56-79	.709	35	44	79	3.4	51	24	57	3	26	311	13.5

CAREER STATISTICS

SEASON TEAM	GP-GS	MIN/AVG	Field Goals		3-Point		F-Throws		Rebounds				Scoring						
			FG-FGA	FG%	3FG-3FGA	3FG%	FT-FTA	FT%	OFF	DEF	TOT	AVG	PF-FO	A	TO	BLK	STL	PTS	AVG
2024-25 UNM	32-31	906/28.3	187-413	.453	43-132	.326	63-105	.600	30	98	128	4.0	58-0	58	97	9	28	480	15.0
2025-26 UNM	23-22	551/24.0	111-274	.405	33-106	.311	56-79	.709	35	44	79	3.4	51-0	24	57	3	26	311	13.5
TOTAL	55-53	1457/26.5	298-687	.434	76-238	.319	119-184	.647	65	142	207	3.8	109-0	82	154	12	54	791	14.4

TOP PERFORMANCES

Points	Season	24, Texas Tech (11/23)
	MW	27, UNLV (1/12/25)
	Career	28, Texas Tech (11/12/24)
FGM	Season	10, Texas Tech (11/23)
	MW	9, 2x, last: UNLV (1/12/25)
	Career	11, Texas Tech (11/12/24)
FGA	Season	20, 2x, last: SJSU (1/3)
	MW	20, 2x, last: SJSU (1/3)
	Career	22, Gonzaga (11/24/24)
3PT FGM	Season	3, 3x, last: Nevada (1/10)
	MW	3, 4x, last: Nevada (1/10)
	Career	3, 7x, last: Nevada (1/10)
3PT FGA	Season	8, 2x, last: SJSU (1/3)
	MW	9, Boise St. (1/28/25)
	Career	9, Boise St. (1/28/25)
FTM	Season	7, Grand Canyon (1/17)
	MW	7, 2x, last: GCU (1/17/26)
	Career	7, 3x, last: GCU (1/17/26)
FTA	Season	10, Grand Canyon (1/17)
	MW	10, GCU (1/17/26)
	Career	10, 2x, last: GCU (1/17/26)
Reb.	Season	7, Colorado (11/6)
	MW	8, Air Force (12/29/24)
	Career	10, 2x, last: (NMSU 12/8/24)
Asts.	Season	3, 3x, last: UNLV (1/28)
	MW	4, 2x, last: Utah St. (1/21/25)
	Career	4, 2x, last: Utah St. (1/21/25)
Blocks	Season	1, 3x, last: TTU (11/23)
	MW	1, 4x, last: Boise St. (2/13/25)
	Career	2, Morehead St. (11/7/24)
Steals	Season	3, 3x, last: Air Force (1/24)
	MW	3, 2x, last: AFA (1/24/26)
	Career	4, North Texas (12/1/24)
TO	Season	0, Air Force (1/24)
	MW	0, 2x, last: AFA (1/24/26)
	Career	0, 3x, last: AFA (1/24/26)
Min.	Season	32, NC A&T (11/9)
	MW	37, Boise St. (2/13/25)
	Career	37, Boise St. (2/13/25)

PRODUCTION TRACKER

	2025-26	Career
Double-Double		2
Scored 10+ pts	21	47
Scored 20+ pts	3	9
10+ reb		2
3+ 3-pt	3	7

4

ALYSSA HARGROVE

G | 5-8 | GR | Dayton, Ohio (Austin Peay State University)



PPG	FG %	3PT %	FT %	RPG	APG	SPG	BPG	MPG
6.5	35.0	25.3	76.5	2.9	2.7	1.7	0.4	24.4

NOTEWORTHY

- Led team in scoring at Arizona with season-high 16 points and career-high 4 3-pointers
- Steal in 16 games this season, 12 games with multiple, 5 games with 3 or more
- Career-high 7 steals vs. New Orleans
- Had at least 1 steal in 28 games, multiple steals in 18, 3 or more steals in 13 games last season
- Led team in steals and assists last season
- First Lobo since 2016 to record a rebound/assist double-double with 10 assists & 11 rebounds vs. Boise State on Feb. 13, 2025
- Spent a season at Austin Peay State after playing 2 seasons at Stetson
- Credited with a steal in 18 games with consecutive games with 5 steals and multiple steals in 8 games at APSU
- Scored an average of 10.6 points per game, 2.3 assists per game and 2.6 rebounds per game as a sophomore at Stetson
- Majoring in communications

TOP PERFORMANCES

Points	Season	16, Arizona (12/7)
	MW	20, Utah St. (1/21/25)
	Career	25, Furman (11/19/22)
FGM	Season	6, Arizona (12/7)
	MW	8, Utah St. (1/21/25)
	Career	10, 2x, last: Furman (11/19/22)
FGA	Season	14, NC A&T (11/9)
	MW	14, San Diego St. (3/10/25)
	Career	16, Furman (11/19/22)
3PT FGM	Season	4, Arizona (12/7)
	MW	3, 3x, last: SJSU (1/3/26)
	Career	4, Arizona (12/7)
3PT FGA	Season	9, Arizona (12/7)
	MW	8, San José State (1/3/26)
	Career	9, Arizona (12/7)
FTM	Season	4, Boise State (12/17)
	MW	5, UNLV (1/12/25)
	Career	6, La. Tech (11/25/22)
FTA	Season	6, Boise State (12/17)
	MW	7, UNLV (1/12/25)
	Career	9, La. Tech (11/25/22)
Reb.	Season	5, 5x, last: Colorado St. (1/7)
	MW	11, Boise St. (2/13/25)
	Career	11, Boise St. (2/13/25)
Asts.	Season	5, 3x, last: Air Force (1/24)
	MW	10, Boise St. (2/13/25)
	Career	10, Boise St. (2/13/25)
Blocks	Season	3, Air Force (1/24)
	MW	3, 3x, last: AFA (1/24/26)
	Career	3, 4x, last: AFA (1/24/26)
Steals	Season	7, New Orleans (11/12)
	MW	5, 2x, last: AFA (1/24/26)
	Career	7, New Orleans (11/12/25)
TO	Season	1, 6x, last: Wyoming (2/4)
	MW	0, Colorado St. (1/18/25)
	Career	0, 5x, last: CSU (1/18/25)
Min.	Season	33, Arizona (12/7)
	MW	39, Boise St. (2/13/25)
	Career	39, Boise St. (2/13/25)

GAME-BY-GAME STATISTICS

Opponent	Date	GS	MIN	Total		3-Pointers		Free throws		Rebounds				PF	A	TO	BLK	STL	PTS	AVG
				FG-FGA	PCT	3FG-3FGA	PCT	FT-FTA	PCT	OFF	DEF	TOT	AVG							
Northern Ariz.	11/03/2025	*	31:35	4-7	.571	2-4	.500	1-2	.500	1	4	5	5.0	2	5	3	1	2	11	11.0
at Colorado	11/06/2025	*	27:03	0-4	.000	0-2	.000	0-0	.000	0	4	4	4.5	2	3	4	0	1	0	5.5
N.C. A&T	11/09/2025	*	31:15	5-14	.357	2-7	.286	2-2	1.000	2	2	4	4.3	4	3	2	1	2	14	8.3
New Orleans	11/12/2025	*	23:14	1-5	.200	1-3	.333	2-2	1.000	1	4	5	4.5	0	4	4	0	7	7.5	
at New Mexico St.	11/16/2025	*	13:29	3-5	.600	1-1	1.000	2-2	1.000	1	1	2	4.0	2	0	2	0	3	9	7.8
UT Martin	11/20/2025	*	21:53	4-6	.667	3-5	.600	0-0	.000	0	5	5	4.2	0	4	1	1	0	11	8.3
Texas Tech	11/23/2025	*	21:37	1-9	.111	1-6	.167	0-0	.000	1	2	3	4.0	2	3	2	0	2	3	7.6
vs Chicago St.	11/28/2025	*	14:02	1-5	.200	0-3	.000	0-0	.000	0	2	2	3.8	2	1	3	0	2	2	6.9
vs Cincinnati	11/29/2025	*	26:28	3-9	.333	1-4	.250	1-1	1.000	0	3	3	3.7	1	2	1	0	0	8	7.0
at Arizona	12/07/2025	*	33:01	6-12	.500	4-9	.444	0-0	.000	0	4	4	3.7	5	4	3	0	0	16	7.9
Houston	12/13/2025	*	20:51	5-8	.625	1-2	.500	0-0	.000	0	1	1	3.5	2	3	3	1	3	11	8.2
Boise St.	12/17/2025	*	28:36	4-11	.364	0-5	.000	4-6	.667	3	2	5	3.6	2	5	2	0	2	12	8.5
at UNLV	12/20/2025		16:41	2-5	.400	0-2	.000	0-0	.000	1	0	1	3.4	4	1	1	0	0	4	8.2
Wyoming	12/31/2025	*	29:06	2-10	.200	0-3	.000	0-0	.000	0	0	0	3.1	1	1	1	1	4	4	7.9
at San Jose St.	01/03/2026	*	24:48	4-12	.333	3-8	.375	0-0	.000	2	1	3	3.1	1	3	3	1	2	11	8.1
at Colorado St.	01/07/2026	*	29:00	3-6	.500	1-3	.333	0-0	.000	1	4	5	3.3	2	2	1	0	0	7	8.0
Nevada	01/10/2026	*	25:43	2-6	.333	1-3	.333	1-2	.500	2	0	2	3.2	3	2	4	0	1	6	7.9
at San Diego St.	01/14/2026	*	24:08	2-4	.500	0-1	.000	0-0	.000	1	1	2	3.1	0	1	2	1	1	4	7.7
Grand Canyon	01/17/2026	*	24:46	0-6	.000	0-3	.000	0-0	.000	0	1	1	3.0	1	2	2	0	2	0	7.3
at Air Force	01/24/2026	*	25:41	2-6	.333	0-3	.000	0-0	.000	1	2	3	3.0	0	5	3	3	5	4	7.1
UNLV	01/28/2026	*	24:06	2-5	.400	1-3	.333	0-0	.000	0	1	1	2.9	2	2	2	0	0	5	7.0
Utah St.	01/31/2026	*	24:13	1-6	.167	0-5	.000	0-0	.000	0	3	3	2.9	0	3	2	0	1	2	6.8
at Wyoming	02/04/2026	*	20:04	0-2	.000	0-2	.000	0-0	.000	0	2	2	2.9	1	2	1	0	0	0	6.5
Totals			22	561:22	.350	22-87	.253	13-17	.765	17	49	66	2.9	39	61	52	10	40	149	6.5


PRODUCTION TRACKER

2025-26 Career

Double-Double	1
Scored 10+ pts	7
Scored 20+ pts	3
10+ reb	1
3+ 3-pt	3

CAREER STATISTICS

SEASON	TEAM	GP-GS	MIN/AVG	Field Goals		3-Point		F-Throws		Rebounds				Scoring						
				FG-FGA	FG%	3FG-3FGA	3FG%	FT-FTA	FT%	OFF	DEF	TOT	AVG	PF-FO	A	TO	BLK	STL	PTS	AVG
2021-22	Stet	31-15	850/27.4	89-221	.403	18-78	.231	52-69	.754	21	98	119	3.8	65-1	47	66	10	44	248	8.0
2022-23	Stet	9-6	229/25.4	35-82	.427	9-31	.290	16-26	.615	7	16	23	2.6	25-1	21	26	2	10	95	10.6
2023-24	APSU	32-0	638/19.9	46-115	.400	15-46	.326	29-42	.690	11	62	73	2.3	80-2	35	60	11	32	136	4.3
2024-25	UNM	32-32	999/31.2	97-256	.379	36-94	.383	34-48	.708	13	104	117	3.7	82-2	140	95	29	69	264	8.3
2025-26	UNM	23-22	561/24.4	57-163	.350	22-87	.253	13-17	.765	17	49	66	2.9	39-1	61	52	10	40	149	6.5
TOTAL FOR UNM		55-54	1561/28.4	154-419	.368	58-181	.320	47-65	.723	30	153	183	3.3	121-3	201	147	39	109	413	7.5
TOTAL		127-75	3278/25.8	324-837	.387	100-336	.298	144-202	.713	69	329	398	3.1	291-7	304	299	62	195	892	7.0



5 KAIA FOSTER

G | 6-2 | FR | Pasco, Wash. (Chiawana HS)

PPG	FG %	3PT %	FT %	RPG	APG	SPG	BPG	MPG
3.4	34.1	35.3	100.0	1.7	0.2	0.1	0.4	7.6

NOTEWORTHY

- Led team in rebounds against NAU in season opener
- Tied for team high at San José State- 15 points came in the span of 2:41 in the 4th quarter
- Earned Second Team All-Conference in basketball
- Two-sport athlete, also playing volleyball; earned First Team All-Conference in volleyball
- Averaged 13 points per game and 10 rebounds per game in her high school career.
- Majoring in business administration

GAME-BY-GAME STATISTICS

Opponent	Date	GS	MIN	Total		3-Pointers		Free throws		Rebounds				Points							
				FG-FGA	PCT	3FG-3FGA	PCT	FT-FTA	PCT	OFF	DEF	TOT	AVG	PF	A	TO	BLK	STL	PTS	AVG	
Northern Ariz.	11/03/2025		09:17	1-3	.333	0-2	.000	0-0	.000	1	5	6	6.0	1	1	1	0	0	2	2.0	
at Colorado	11/06/2025		18:27	1-5	.200	1-3	.333	0-0	.000	0	0	0	3.0	0	1	0	1	1	3	2.5	
UT Martin	11/20/2025		04:47	0-2	.000	0-2	.000	0-0	.000	1	0	1	2.3	1	0	0	0	0	0	1.7	
at Arizona	12/07/2025		06:10	1-3	.333	0-2	.000	0-0	.000	0	3	3	2.5	0	0	0	0	0	2	1.8	
Houston	12/13/2025		10:56	1-3	.333	1-3	.333	0-0	.000	0	1	1	2.2	0	0	1	0	0	3	2.0	
Boise St.	12/17/2025		03:37	0-1	.000	0-1	.000	0-0	.000	0	0	0	1.8	0	0	0	0	0	0	1.7	
at UNLV	12/20/2025		09:27	1-2	.500	1-2	.500	0-0	.000	0	1	1	1.7	2	0	0	0	0	3	1.9	
Wyoming	12/31/2025		02:20	0-1	.000	0-1	.000	0-0	.000	0	0	0	1.5	0	0	0	0	0	0	1.6	
at San Jose St.	01/03/2026		08:01	3-4	.750	3-3	1.000	6-6	1.000	3	4	7	2.1	0	0	0	0	0	15	3.1	
Nevada	01/10/2026		03:02	0-2	.000	0-1	.000	0-0	.000	1	0	1	2.0	0	0	0	0	0	0	2.8	
at San Diego St.	01/14/2026		12:31	2-5	.400	1-3	.333	0-0	.000	0	1	1	1.9	0	1	2	0	0	5	3.0	
Grand Canyon	01/17/2026		06:00	2-5	.400	2-4	.500	0-0	.000	0	2	2	1.9	1	0	0	0	0	6	3.3	
at Air Force	01/24/2026		10:18	2-7	.286	2-6	.333	0-0	.000	0	0	0	1.8	3	0	1	4	0	6	3.5	
Utah St.	01/31/2026		01:43	1-1	1.000	1-1	1.000	0-0	.000	0	1	1	1.7	0	0	0	0	0	3	3.4	
Totals			0	106:36	15-44	.341	12-34	.353	6-6	1.000	6	18	24	1.7	8	3	5	5	1	48	3.4

TOP PERFORMANCES

Points	Season	15, San José State (1/3)
	MW	15, San José State (1/3)
	Career	15, San José State (1/3)
FGM	Season	3, San José State (1/3)
	MW	3, San José State (1/3)
	Career	3, San José State (1/3)
FGA	Season	7, Air Force (1/24)
	MW	7, Air Force (1/24)
	Career	7, Air Force (1/24)
3PT FGM	Season	3, San José State (1/3)
	MW	3, San José State (1/3)
	Career	3, San José State (1/3)
3PT FGA	Season	6, Air Force (1/24)
	MW	6, Air Force (1/24)
	Career	6, Air Force (1/24)
FTM	Season	6, San José State (1/3)
	MW	3, San José State (1/3)
	Career	6, San José State (1/3)
FTA	Season	6, San José State (1/3)
	MW	6, San José State (1/3)
	Career	6, San José State (1/3)
Reb.	Season	7, San José State (1/3)
	MW	7, San José State (1/3)
	Career	7, San José State (1/3)
Asts.	Season	1, 3x, last: SDSU (1/14)
	MW	1, San Diego State (1/14)
	Career	1, 3x, last: SDSU (1/14)
Blocks	Season	4, Air Force (1/24)
	MW	4, Air Force (1/24)
	Career	4, Air Force (1/24)
Steals	Season	1, Colorado (11/6)
	MW	
	Career	1, Colorado (11/6)
TO	Season	0, 10x, last: Utah St. (1/31)
	MW	0, 7x, last: Utah St. (1/31)
	Career	0, 10x, last: Utah St. (1/31)
Min.	Season	18, Colorado (11/6)
	MW	12, San Diego State (1/14)
	Career	18, Colorado (11/6)

PRODUCTION TRACKER

2025-26 Career

Double-Double		
Scored 10+ pts	1	1
Scored 20+ pts		
10+ reb		
3+ 3-pt	1	1

CAREER STATISTICS

SEASON	TEAM	GP-GS	MIN/AVG	Field Goals		3-Point		F-Throws		Rebounds				Scoring							
				FG-FGA	FG%	3FG-3FGA	3FG%	FT-FTA	FT%	OFF	DEF	TOT	AVG	PF	FO	A	TO	BLK	STL	PTS	AVG
2025-26	UNM	14-0	107/7.6	15-44	.341	12-34	.353	6-6	1.000	6	18	24	1.7	8	0	3	5	5	1	48	3.4
TOTAL		14-0	107/7.6	15-44	.341	12-34	.353	6-6	1.000	6	18	24	1.7	8	0	3	5	5	1	48	3.4

10

CACIA ANTONIO

G | 5-11 | JR | Luanda, Angola (New Mexico Junior College)



PPG	FG %	3PT %	FT %	RPG	APG	SPG	BPG	MPG
10.1	41.7	31.6	61.4	4.5	1.8	1.4	0.4	25.4

NOTEWORTHY

- Scored double figures in 11 games, led team in scoring against Chicago State, UNLV, Wyoming & Utah State, tied for team high at San José State
- Steal in 16 games, including 9 games with multiple steals; steal in last 9 games
- Named the WBCA Player of the Year, a NJCAA Second Team All-American, All-Region V, and to the Region V All-Tournament and WJCAC All-Conference teams her sophomore season
- Earned NJCAA Honorable Mention All-American, Newcomer of the Year, All-Region V, WJCAC All-Conference, WBCA Honorable Mention All-American her freshman season
- Played with the Angola National Team
- Majoring in liberal arts

GAME-BY-GAME STATISTICS

Opponent	Date	GS	MIN	Total		3-Pointers		Free throws		Rebounds				PF A TO BLK STL				PTS	AVG		
				FG-FGA	PCT	3FG-3FGA	PCT	FT-FTA	PCT	OFF	DEF	TOT	AVG	P	A	TO	BLK			STL	
New Orleans	11/12/2025	*	19:37	5-8	.625	0-1	.000	0-1	.000	1	2	3	3.0	1	3	3	0	0	10	10.0	
at New Mexico St.	11/16/2025	*	23:13	4-8	.500	2-4	.500	0-0	.000	1	6	7	5.0	0	3	1	1	0	10	10.0	
UT Martin	11/20/2025	*	23:07	4-8	.500	1-3	.333	2-2	1.000	3	2	5	5.0	2	1	5	0	1	11	10.3	
Texas Tech	11/23/2025	*	31:49	4-12	.333	1-3	.333	1-2	.500	2	1	3	4.5	1	1	3	0	0	10	10.3	
vs Chicago St.	11/28/2025	*	22:25	6-9	.667	4-5	.800	1-2	.500	2	2	4	4.4	1	0	1	0	3	17	11.6	
vs Cincinnati	11/29/2025	*	29:37	3-13	.231	0-3	.000	2-4	.500	7	4	11	5.5	1	1	3	0	1	8	11.0	
at Arizona	12/07/2025	*	25:19	2-9	.222	0-2	.000	5-6	.833	1	2	3	5.1	3	2	4	0	3	9	10.7	
Houston	12/13/2025	*	21:39	1-8	.125	1-2	.500	1-2	.500	1	2	3	4.9	0	2	1	2	1	4	9.9	
Boise St.	12/17/2025	*	23:55	5-9	.556	0-1	.000	1-2	.500	2	4	6	5.0	4	0	1	1	2	11	10.0	
at UNLV	12/20/2025	*	35:45	9-15	.600	1-4	.250	3-3	1.000	2	1	3	4.8	1	3	0	0	2	22	11.2	
Wyoming	12/31/2025	*	30:33	5-10	.500	2-3	.667	2-2	1.000	5	2	7	5.0	0	2	6	0	0	14	11.5	
at San Jose St.	01/03/2026	*	23:50	6-12	.500	2-6	.333	1-3	.333	3	4	7	5.2	2	3	3	0	2	15	11.8	
at Colorado St.	01/07/2026	*	28:32	4-13	.308	0-4	.000	3-4	.750	2	3	5	5.2	0	2	2	1	2	11	11.7	
Nevada	01/10/2026	*	31:50	3-12	.250	1-3	.333	2-2	1.000	1	2	3	5.0	4	3	4	0	1	9	11.5	
at San Diego St.	01/14/2026	*	12:01	0-7	.000	0-3	.000	1-2	.500	3	1	4	4.9	2	3	1	0	1	1	10.8	
Grand Canyon	01/17/2026	*	26:18	3-6	.500	0-1	.000	0-0	.000	0	2	2	4.8	4	3	3	0	1	6	10.5	
at Air Force	01/24/2026	*	18:35	1-2	.500	0-0	.000	1-4	.250	1	0	1	4.5	0	0	1	0	2	3	10.1	
UNLV	01/28/2026	*	27:59	4-8	.500	1-2	.500	0-0	.000	2	3	5	4.6	3	2	2	1	3	9	10.0	
Utah St.	01/31/2026	*	26:36	5-9	.556	1-3	.333	1-2	.500	1	2	3	4.5	3	0	0	1	2	12	10.1	
at Wyoming	02/04/2026	*	25:47	4-9	.444	1-4	.250	0-1	.000	2	2	4	4.5	3	2	0	0	1	9	10.1	
Totals			20	508:28	78-187	.417	18-57	.316	27-44	.614	42	47	89	4.5	35	36	44	7	28	201	10.1

TOP PERFORMANCES (AT UNM)

Points	Season	22, UNLV (12/20)
	MW	22, UNLV (12/20)
	Career	22, UNLV (12/20)
FGM	Season	9, UNLV (12/20)
	MW	9, UNLV (12/20)
	Career	9, UNLV (12/20)
FGA	Season	15, UNLV (12/20)
	MW	15, UNLV (12/20)
	Career	15, UNLV (12/20)
3PT FGM	Season	4, Chicago State (11/28)
	MW	2, 2x, last: SJSU (1/3)
	Career	4, Chicago State (11/28)
3PT FGA	Season	6, San José State (1/3)
	MW	6, San José State (1/3)
	Career	6, San José State (1/3)
FTM	Season	5, Arizona (12/7)
	MW	3, 2x, last: Colorado St. (1/7)
	Career	5, Arizona (12/7)
FTA	Season	6, Arizona (12/7)
	MW	4, 2x, last: AFA (1/24)
	Career	6, Arizona (12/7)
Reb.	Season	11, Cincinnati (11/29)
	MW	7, 2x, last: SJSU (1/3)
	Career	11, Cincinnati (11/29)
Asts.	Season	3, 7x, last: GCU (1/17)
	MW	3, 5x, last: GCU (1/17)
	Career	3, 7x, last: GCU (1/17)
Blocks	Season	2, Houston (12/13)
	MW	1, 4x, last: Utah St. (1/31)
	Career	2, Houston (12/13)
Steals	Season	3, 3x, last: UNLV (1/28)
	MW	3, UNLV (1/28)
	Career	3, 3x, last: UNLV (1/28)
TO	Season	0, 2x, last: Utah St. (1/31)
	MW	0, 2x, last: Utah St. (1/31)
	Career	0, 2x, last: Utah St. (1/31)
Min.	Season	35, UNLV (12/20)
	MW	35, UNLV (12/20)
	Career	35, UNLV (12/20)

PRODUCTION TRACKER

2025-26 Career (DI)

Double-Double		
Scored 10+ pts	11	11
Scored 20+ pts	1	1
10+ reb	1	1
3+ 3-pt	1	1

CAREER STATISTICS

SEASON TEAM	GP-GS	MIN/AVG	Field Goals		3-Point		F-Throws		Rebounds				PF-FO A TO BLK STL				Scoring		
			FG-FGA	FG%	3FG-3FGA	3FG%	FT-FTA	FT%	OFF	DEF	TOT	AVG	P	F	O	A	TO	BLK	STL
2025-26 UNM	20-20	508/25.4	78-187	.417	18-57	.316	27-44	.614	42	47	89	4.5	35	36	44	7	28	201	10.1
TOTAL	20-20	508/25.4	78-187	.417	18-57	.316	27-44	.614	42	47	89	4.5	35-0	36	44	7	28	201	10.1



NAYLI PADILLA

G | 5-9 | SO | Santa Cruz de Tenerife, Spain (IES Tarahales)



PPG	FG %	3PT %	FT %	RPG	APG	SPG	BPG	MPG
8.5	37.0	35.6	64.3	3.6	1.7	1.4	0.2	26.0

NOTEWORTHY

- Led the Lobos in scoring against New Orleans, New Mexico State, Cincinnati & at Wyoming
- Career-high 19 points to lead team against Cincinnati
- Career-high 5 3-pointers against Cincinnati
- Scored 17 points against New Orleans with 3, 3-pointers
- Scored 15 points and 3, 3-pointers against North Carolina A&T. Scored 8 points in 4th quarter w/ back-to-back 3-pointers to give UNM the lead
- 3 steals in season opener against NAU, made 2nd career start
- 17 games with a steal, 10 games with multiple steals
- Played for Tenerife Central, CB Santa Cruz, Spar Gran Canaria in Spain
- Majoring in business administration

GAME-BY-GAME STATISTICS

Opponent	Date	GS	MIN	Total		3-Pointers		Free throws		Rebounds				PF	A	TO	BLK	STL	PTS	AVG
				FG-FGA	PCT	3FG-3FGA	PCT	FT-FTA	PCT	OFF	DEF	TOT	AVG							
Northern Ariz.	11/03/2025	*	36:21	3-9	.333	1-6	.167	2-4	.500	2	3	5	5.0	2	4	2	1	3	9	9.0
at Colorado	11/06/2025	*	30:43	3-9	.333	2-5	.400	0-0	.000	0	5	5	5.0	2	0	2	0	0	8	8.5
N.C. A&T	11/09/2025	*	34:13	5-11	.455	3-6	.500	2-4	.500	1	3	4	4.7	2	2	0	1	2	15	10.7
New Orleans	11/12/2025		23:12	6-8	.750	3-5	.600	2-2	1.000	0	2	2	4.0	0	0	3	0	1	17	12.3
at New Mexico St.	11/16/2025		24:41	5-7	.714	4-5	.800	0-0	.000	0	6	6	4.4	0	3	2	0	0	14	12.6
UT Martin	11/20/2025		22:20	2-10	.200	1-7	.143	1-2	.500	0	1	1	3.8	0	2	1	0	1	6	11.5
Texas Tech	11/23/2025		30:03	0-4	.000	0-3	.000	1-2	.500	0	5	5	4.0	2	2	5	0	2	1	10.0
vs Chicago St.	11/28/2025		22:42	4-11	.364	3-10	.300	0-0	.000	2	4	6	4.3	1	0	4	0	4	11	10.1
vs Cincinnati	11/29/2025		32:55	7-12	.583	5-7	.714	0-0	.000	0	5	5	4.3	1	2	1	0	0	19	11.1
at Arizona	12/07/2025		25:22	1-6	.167	1-5	.200	0-0	.000	0	1	1	4.0	0	1	2	0	0	3	10.3
Houston	12/13/2025		23:23	2-9	.222	1-5	.200	0-0	.000	0	2	2	3.8	1	4	3	0	2	5	9.8
Boise St.	12/17/2025		30:57	3-10	.300	1-6	.167	2-2	1.000	0	4	4	3.8	0	1	1	0	3	9	9.8
at UNLV	12/20/2025	*	26:18	3-7	.429	2-4	.500	2-2	1.000	0	3	3	3.8	0	1	2	0	2	10	9.8
Wyoming	12/31/2025	*	30:07	4-12	.333	3-9	.333	0-0	.000	1	3	4	3.8	1	4	2	0	2	11	9.9
at San Jose St.	01/03/2026	*	24:32	2-6	.333	2-6	.333	2-3	.667	0	2	2	3.7	2	3	2	0	2	8	9.7
at Colorado St.	01/07/2026	*	22:56	1-8	.125	0-3	.000	0-2	.000	0	5	5	3.8	1	1	3	0	1	2	9.3
Nevada	01/10/2026	*	19:50	1-3	.333	0-1	.000	0-0	.000	0	4	4	3.8	1	3	1	0	0	2	8.8
at San Diego St.	01/14/2026		28:37	2-7	.286	1-4	.250	0-0	.000	1	5	6	3.9	2	0	1	0	1	5	8.6
Grand Canyon	01/17/2026		19:46	3-7	.429	2-5	.400	0-0	.000	0	2	2	3.8	1	1	2	0	4	8	8.6
at Air Force	01/24/2026		29:12	1-8	.125	1-4	.250	4-4	1.000	0	5	5	3.9	1	1	1	0	1	7	8.5
UNLV	01/28/2026		11:18	1-2	.500	1-2	.500	0-0	.000	0	0	0	3.7	0	1	0	0	0	3	8.2
Utah St.	01/31/2026		23:56	4-10	.400	2-5	.400	0-0	.000	1	2	3	3.6	1	2	2	2	1	10	8.3
at Wyoming	02/04/2026		23:54	5-8	.625	3-5	.600	0-1	.000	1	1	2	3.6	1	2	2	0	1	13	8.5
Totals			8 597:19	68-184	.370	42-118	.356	18-28	.643	9	73	82	3.6	22	40	44	4	33	196	8.5

TOP PERFORMANCES

Points	Season	19, Cincinnati (11/29)
	MW	13, 2x, last: Wyoming (2/4)
	Career	19, Cincinnati (11/29/25)
FGM	Season	7, Cincinnati (11/29)
	MW	5, Wyoming (2/4/26)
	Career	7, Cincinnati (11/29/25)
FGA	Season	12, 2x, last: UW (12/31)
	MW	12, Wyoming (12/31)
	Career	12, 2x, last: UW (12/31)
3PT FGM	Season	5, Cincinnati (11/29)
	MW	3, 2x, last: Wyoming (2/4/26)
	Career	5, Cincinnati (11/29/25)
3PT FGA	Season	10, Chicago State (11/28)
	MW	9, Wyoming (12/31)
	Career	10, Chicago St. (11/28/25)
FTM	Season	4, Air Force (1/24)
	MW	4, 2x, last: AFA (1/24/26)
	Career	4, 3x, last: AFA (1/24/26)
FTA	Season	4, 3x, last: AFA (1/24/26)
	MW	5, SJSU (2/19/25)
	Career	5, SJSU (2/19/25)
Reb.	Season	6, 3x, last: SDSU (1/14)
	MW	7, 3x, last: UNLV (2/8/25)
	Career	7, 3x, last: UNLV (2/8/25)
Asts.	Season	4, 3x, last: UW (12/31)
	MW	5, UNLV (2/8/25)
	Career	5, UNLV (2/8/25)
Blocks	Season	2, Utah St. (1/31)
	MW	2, Utah St. (1/31/26)
	Career	2, Utah St. (1/31/26)
Steals	Season	4, 2x, last: GCU (1/17)
	MW	4, Grand Canyon (1/17/26)
	Career	4, 2x, last: GCU (1/17/26)
TO	Season	0, 2x, last: UNLV (1/28)
	MW	0, 6x, last: UNLV (1/28/26)
	Career	0, 12x, last: UNLV (1/28/26)
Min.	Season	36, NAU (11/3)
	MW	30, 2x, last: UW (12/31)
	Career	37, NAU (11/3/25)

PRODUCTION TRACKER

2025-26 Career

Double-Double		
Scored 10+ pts	9	12
Scored 20+ pts		
10+ reb		
3+ 3-pt	7	7

CAREER STATISTICS

SEASON	TEAM	GP-GS	MIN/AVG	Field Goals		3-Point		F-Throws		Rebounds				Scoring						
				FG-FGA	FG%	3FG-3FGA	3FG%	FT-FTA	FT%	OFF	DEF	TOT	AVG	PF	FO	A	TO	BLK	STL	PTS
2024-25	UNM	25-1	325/13.0	29-93	.312	14-45	.311	21-26	.808	9	47	56	2.2	21-0	39	24	8	14	93	3.7
2025-26	UNM	23-8	597/26.0	68-184	.370	42-118	.356	18-28	.643	9	73	82	3.6	22-0	40	44	4	33	196	8.5
TOTAL		48-9	922/19.2	97-277	.350	56-163	.344	39-54	.722	18	120	138	2.9	43-0	79	68	12	47	289	6.0

13

JOANA MAGALHÃES

G | 5-5 | SO | Lisbon, Portugal (Quinta Do Marquês)



PPG	FG %	3PT %	FT %	RPG	APG	SPG	BPG	MPG
8.1	39.6	20.7	61.0	2.0	1.7	1.8	0.1	23.7

NOTEWORTHY

- Led team in scoring 3x: against Boise State with 16 points, career-high 29 points at Air Force & 15 points against UNLV
- Career-high 5 three-pointers at Air Force
- Career-high 6 steals in season opener against NAU and had 6 more against NC A&T. 6 steals 2x in first 3 games of the season
- At least 1 steal in 18 games, multiple steals in 8 games, steal in last 5 games
- Selected to MW All-Freshman Team
- At least 1 steal in 22 games, multiple steals in 14 last season
- Averaged 9.8 ppg, 1.4 spg, 2.6 apg, 5.2 rpg, shooting 41.2% in 27.6 mpg in MW games; scored in double figures in 10 MW games.
- Played for CRC Quinta Dos Lombos and won the national championship in 2023-24. Also won a championship while at Quinta Do Marquês in 2021-22.
- Majoring in business administration

GAME-BY-GAME STATISTICS

Opponent	Date	GS	MIN	Total		3-Pointers		Free throws		Rebounds				PF	A	TO	BLK	STL	PTS	AVG	
				FG-FGA	PCT	3FG-3FGA	PCT	FT-FTA	PCT	OFF	DEF	TOT	AVG								
Northern Ariz.	11/03/2025	*	26:59	4-7	.571	0-1	.000	0-2	.000	0	4	4	4.0	2	2	3	0	6	8	8.0	
at Colorado	11/06/2025	*	17:12	2-5	.400	0-2	.000	0-0	.000	0	2	2	3.0	3	0	5	0	0	4	6.0	
N.C. A&T	11/09/2025	*	30:14	3-9	.333	0-2	.000	2-4	.500	1	2	3	3.0	3	3	1	0	6	8	6.7	
New Orleans	11/12/2025	*	19:10	3-6	.500	1-3	.333	1-2	.500	0	1	1	2.5	1	3	2	0	1	8	7.0	
at New Mexico St.	11/16/2025	*	14:50	1-5	.200	0-2	.000	2-4	.500	0	0	0	2.0	4	2	4	0	1	4	6.4	
UT Martin	11/20/2025	*	21:12	3-8	.375	1-6	.167	0-0	.000	0	2	2	2.0	1	1	1	0	2	7	6.5	
Texas Tech	11/23/2025	*	19:41	2-7	.286	0-4	.000	3-4	.750	1	0	1	1.9	3	1	1	0	1	7	6.6	
vs Chicago St.	11/28/2025	*	23:52	2-8	.250	0-2	.000	0-0	.000	0	3	3	2.0	1	1	2	0	2	4	6.3	
vs Cincinnati	11/29/2025	*	16:24	2-7	.286	1-2	.500	0-0	.000	0	0	0	1.8	4	1	1	0	1	5	6.1	
at Arizona	12/07/2025	*	29:57	4-10	.400	1-7	.143	0-1	.000	0	4	4	2.0	2	4	6	0	1	9	6.4	
Houston	12/13/2025	*	22:52	4-9	.444	0-3	.000	2-3	.667	0	3	3	2.1	3	1	1	1	1	10	6.7	
Boise St.	12/17/2025	*	33:12	7-14	.500	0-2	.000	2-2	1.000	0	2	2	2.1	3	0	1	0	3	16	7.5	
at UNLV	12/20/2025	*	04:19	0-2	.000	0-0	.000	0-0	.000	0	0	0	1.9	0	0	0	0	0	0	6.9	
at Colorado St.	01/07/2026		28:39	4-8	.500	1-2	.500	0-2	.000	0	4	4	2.1	3	1	1	0	1	9	7.1	
Nevada	01/10/2026		24:35	4-9	.444	1-4	.250	2-4	.500	0	1	1	2.0	0	1	2	0	1	11	7.3	
at San Diego St.	01/14/2026	*	18:27	1-4	.250	0-2	.000	1-2	.500	0	2	2	2.0	2	2	3	0	0	3	7.1	
Grand Canyon	01/17/2026	*	31:22	2-8	.250	0-0	.000	0-0	.000	0	0	0	1.9	1	4	4	1	1	4	6.9	
at Air Force	01/24/2026	*	26:49	9-14	.643	5-6	.833	6-6	1.000	0	3	3	1.9	2	1	4	0	4	29	8.1	
UNLV	01/28/2026	*	30:15	6-13	.462	1-2	.500	2-2	1.000	0	0	0	1.8	1	3	0	0	1	15	8.5	
Utah St.	01/31/2026	*	27:30	2-7	.286	0-2	.000	2-3	.667	0	4	4	2.0	3	1	1	0	2	6	8.4	
at Wyoming	02/04/2026	*	29:58	2-9	.222	0-4	.000	0-0	.000	0	4	4	2.0	0	4	2	0	2	4	8.1	
Totals			19	497:29	67-169	.396	12-58	.207	25-41	.610	2	41	43	2.0	42	36	45	2	37	171	8.1

TOP PERFORMANCES

Points	Season	29, Air Force (1/24)
	MW	29, Air Force (1/24/26)
	Career	29, Air Force (1/24/26)
FGM	Season	9, Air Force (1/24)
	MW	9, Air Force (1/24/26)
	Career	9, Air Force (1/24/26)
FGA	Season	14, 2x, last: Air Force (1/24)
	MW	14, 3x, last: AFA (1/24/26)
	Career	14, 3x, last: AFA (1/24/26)
3PT FGM	Season	5, Air Force (1/24)
	MW	5, Air Force (1/24/26)
	Career	5, Air Force (1/24/26)
3PT FGA	Season	7, Arizona (12/7)
	MW	7, Colorado St. (1/18/25)
	Career	7, 2x, last: Arizona (12/7)
FTM	Season	6, Air Force (1/24)
	MW	6, 4x, last: Air Force (3/4/25)
	Career	6, 4x, last: AFA (1/24/26)
FTA	Season	6, Air Force (1/24)
	MW	8, Nevada (1/1/25)
	Career	8, Nevada (1/1/25)
Reb.	Season	4, 5x, last: Wyoming (2/4)
	MW	9, 2x, last: Air Force (3/4/25)
	Career	9, 2x, last: Air Force (3/4/25)
Asts.	Season	4, 3x, last: Wyoming (2/4)
	MW	5, Boise St. (1/28/25)
	Career	6, Morehead St. (11/7/24)
Blocks	Season	1, 2x, last: GCU (1/17)
	MW	1, 5x, last: GCU (1/17/26)
	Career	1, 7x, last: GCU (1/17/26)
Steals	Season	6, 2x, last: NC A&T (11/9)
	MW	4, 3x, last: AFA (1/24/26)
	Career	6, 2x, last: NCA&T (11/9/25)
TO	Season	0, 2x, last: UNLV (1/28)
	MW	0, 2x, last: UNLV (1/28/26)
	Career	0, 4x, last: UNLV (1/28/26)
Min.	Season	33, Boise State (12/17)
	MW	34, 2x, last: Air Force (3/4/24)
	Career	34, 2x, last: Air Force (3/4/24)

PRODUCTION TRACKER

2025-26 Career

Double-Double		
Scored 10+ pts	5	15
Scored 20+ pts	1	2
10+ reb		
3+ 3-pt	1	2

CAREER STATISTICS

SEASON	TEAM	GP-GS	MIN/AVG	Field Goals		3-Point		F-Throws		Rebounds				Scoring						
				FG-FGA	FG%	3FG-3FGA	3FG%	FT-FTA	FT%	OFF	DEF	TOT	AVG	PF-FO	A	TO	BLK	STL	PTS	AVG
2024-25	UNM	32-30	749/23.4	82-198	.414	19-69	.275	44-66	.667	11	113	124	3.9	72-2	79	81	6	44	227	7.1
2025-26	UNM	21-19	497/23.7	67-169	.396	12-58	.207	25-41	.610	2	41	43	2.0	42-0	36	45	2	37	171	8.1
TOTAL		53-49	1246/23.5	149-367	.406	31-127	.244	69-107	.645	13	154	167	3.2	114-2	115	126	8	81	398	7.5



14

LEONOR PEIXINHO

F | 6-1 | FR | Lagoa, Portugal (Escola Secundária Dom Pedro V)

PPG	FG %	3PT %	FT %	RPG	APG	SPG	BPG	MPG
0.6	25.0	0.0	50.0	0.8	0.1	0.0	0.0	2.9

NOTEWORTHY

- Spent the past two seasons playing with SL Benfica in Portugal
- Played with the U19 and U20 Portugal National Team over the summer
- Also played with the Portugal Youth National Team
- Majoring in business administration

TOP PERFORMANCES

Points	Season	2, 2x, last: SJSU (1/3)
	MW	2, San José State (1/3)
	Career	2, 2x, last: SJSU (1/3)
FGM	Season	1, San José State (1/3)
	MW	1, San José State (1/3)
	Career	1, San José State (1/3)
FGA	Season	1, 4x, last: SJSU (1/3)
	MW	1, San José State (1/3)
	Career	1, 4x, last: SJSU (1/3)
3PT FGM	Season	
	MW	
	Career	
3PT FGA	Season	1, New Mexico St. (11/16)
	MW	
	Career	1, New Mexico St. (11/16)
FTM	Season	2, Colorado (11/6)
	MW	
	Career	2, Colorado (11/6)
FTA	Season	2, 4x, last: UNLV (12/20)
	MW	2, UNLV (12/20)
	Career	2, 4x, last: UNLV (12/20)
Reb.	Season	3, UT Martin (11/20)
	MW	1, 2x, last: SJSU (1/3)
	Career	3, UT Martin (11/20)
Asts.	Season	1, New Orleans (11/12)
	MW	
	Career	1, New Orleans (11/12)
Blocks	Season	
	MW	
	Career	
Steals	Season	
	MW	
	Career	
TO	Season	0, 10x, last: Utah St. (1/31)
	MW	0, 3x, last: Utah St. (1/31)
	Career	0, 10x, last: Utah St. (1/31)
Min.	Season	5, Chicago State (11/28)
	MW	3, San José State (1/3)
	Career	5, Chicago State (11/28)

GAME-BY-GAME STATISTICS

Opponent	Date	GS	MIN	Total		3-Pointers		Free throws		Rebounds				Other						
				FG-FGA	PCT	3FG-3FGA	PCT	FT-FTA	PCT	OFF	DEF	TOT	AVG	PF	A	TO	BLK	STL	PTS	AVG
Northern Ariz.	11/03/2025		00:48	0-0	.000	0-0	.000	0-0	.000	0	0	0	0.0	0	0	0	0	0	0	0.0
at Colorado	11/06/2025		02:51	0-0	.000	0-0	.000	2-2	1.000	0	0	0	0.0	0	0	0	0	0	2	1.0
New Orleans	11/12/2025		04:29	0-1	.000	0-0	.000	0-0	.000	1	0	1	0.3	0	1	0	0	0	0	0.7
at New Mexico St.	11/16/2025		02:53	0-1	.000	0-1	.000	0-0	.000	0	0	0	0.3	0	0	0	0	0	0	0.5
UT Martin	11/20/2025		04:47	0-0	.000	0-0	.000	1-2	.500	2	1	3	0.8	0	0	0	0	0	1	0.6
vs Chicago St.	11/28/2025		05:57	0-1	.000	0-0	.000	1-2	.500	1	0	1	0.8	0	0	0	0	0	1	0.7
Houston	12/13/2025		00:56	0-0	.000	0-0	.000	0-0	.000	0	1	1	0.9	0	0	0	0	0	0	0.6
at UNLV	12/20/2025		01:17	0-0	.000	0-0	.000	0-2	.000	0	1	1	0.9	0	0	0	0	0	0	0.5
at San Jose St.	01/03/2026		03:40	1-1	1.000	0-0	.000	0-0	.000	1	0	1	0.9	1	0	0	0	0	2	0.7
Utah St.	01/31/2026		01:21	0-0	.000	0-0	.000	0-0	.000	0	0	0	0.8	0	0	0	0	0	0	0.6
Totals		0	28:59	1-4	.250	0-1	.000	4-8	.500	5	3	8	0.8	1	1	0	0	0	6	0.6

PRODUCTION TRACKER

2025-26 Career

- Double-Double
- Scored 10+ pts
- Scored 20+ pts
- 10+ reb
- 3+ 3-pt

CAREER STATISTICS

SEASON	TEAM	GP-GS	MIN/AVG	Field Goals		3-Point		F-Throws		Rebounds				Other				Scoring			
				FG-FGA	FG%	3FG-3FGA	3FG%	FT-FTA	FT%	OFF	DEF	TOT	AVG	PF	FO	A	TO	BLK	STL	PTS	AVG
2025-26	UNM	10-0	29/2.9	1-4	.250	0-1	.000	4-8	.500	5	3	8	0.8	1	0	1	0	0	0	6	0.6
TOTAL		10-0	29/2.9	1-4	.250	0-1	.000	4-8	.500	5	3	8	0.8	1	0	1	0	0	0	6	0.6

15

DREW JORDON

G | 5-11 | JR | Washington, DC (Wagner)



PPG	FG %	3PT %	FT %	RPG	APG	SPG	BPG	MPG
3.5	45.6	41.7	66.7	1.5	0.7	0.7	0.0	10.4

NOTEWORTHY

- Led the bench in scoring against Chicago State
- 11 games with a steal this season, 4 games with multiple steals
- Appeared in all 28 games and made one start against Sacred Heart at Wagner
- Averaged 6.0 points per game, shooting 40.9% from the floor, and averaged 1.9 rebounds per game, while playing 16.3 minutes per game as a freshman
- Led Wagner with 54 made free throws, going 54-69 from the line to lead the Seahawks in free-throw percentage
- Finished in double figures in 4 games, recorded a steal in 14 games with 3 games with 3 steals and 5 games with multiple steals, as well as 10 games with a block
- Majoring in liberal arts

GAME-BY-GAME STATISTICS

Opponent	Date	GS	MIN	Total		3-Pointers		Free throws		Rebounds				PF	A	TO	BLK	STL	PTS	AVG
				FG-FGA	PCT	3FG-3FGA	PCT	FT-FTA	PCT	OFF	DEF	TOT	AVG							
Northern Ariz. at Colorado	11/03/2025		04:13	1-2	.500	0-0	.000	0-0	.000	0	1	1	1.0	5	0	0	0	1	2	2.0
N.C. A&T	11/06/2025		00:43	0-0	.000	0-0	.000	0-0	.000	0	1	1	1.0	1	0	0	0	0	0	1.0
New Orleans at New Mexico St.	11/09/2025		10:54	0-4	.000	0-0	.000	0-0	.000	2	0	2	1.3	1	0	0	0	0	0.7	
UT Martin	11/12/2025		17:31	3-4	.750	0-0	.000	4-4	1.000	0	5	5	2.3	1	3	1	0	3	10	3.0
Texas Tech vs Chicago St.	11/16/2025		17:29	3-3	1.000	0-0	.000	0-0	.000	1	3	4	2.6	2	1	1	0	0	6	3.6
vs Cincinnati at Arizona	11/20/2025		14:28	1-1	1.000	0-0	.000	4-6	.667	2	1	3	2.7	1	1	2	0	1	6	4.0
Houston at UNLV	11/23/2025		05:07	0-1	.000	0-0	.000	0-0	.000	0	0	0	2.3	1	0	1	0	0	0	3.4
at San Jose St.	11/28/2025		23:22	7-11	.636	2-4	.500	0-2	.000	0	1	1	2.1	1	1	3	0	3	16	5.0
at Colorado St.	11/29/2025		14:22	0-2	.000	0-1	.000	3-4	.750	0	1	1	2.0	2	1	3	0	2	3	4.8
Nevada at San Diego St.	12/07/2025		00:21	0-0	.000	0-0	.000	0-0	.000	0	0	0	1.8	0	0	0	0	0	0	4.3
at Air Force	12/13/2025		17:29	1-3	.333	0-0	.000	0-0	.000	0	2	2	1.8	3	2	2	0	2	2	4.1
at Wyoming	12/17/2025		07:06	0-2	.000	0-1	.000	1-2	.500	0	1	1	1.8	2	0	3	0	0	1	3.8
at UNLV	12/20/2025		06:59	2-4	.500	1-1	1.000	0-0	.000	0	0	0	1.6	0	0	0	0	1	5	3.9
at San Jose St.	12/31/2025		16:27	2-5	.400	0-0	.000	1-1	1.000	0	2	2	1.6	0	1	3	0	1	5	4.0
at Colorado St.	01/03/2026		20:12	4-8	.500	1-2	.500	0-0	.000	1	0	1	1.6	2	1	1	0	1	9	4.3
Nevada at San Diego St.	01/07/2026		02:47	0-0	.000	0-0	.000	0-0	.000	0	0	0	1.5	0	0	1	0	0	0	4.1
Grand Canyon at Air Force	01/10/2026		07:48	2-2	1.000	0-0	.000	0-0	.000	2	1	3	1.6	0	0	1	0	0	4	4.1
UNLV	01/14/2026		09:42	1-2	.500	1-1	1.000	0-0	.000	1	0	1	1.6	1	0	0	0	0	3	4.0
at Wyoming	01/17/2026		06:30	0-2	.000	0-0	.000	0-0	.000	2	0	2	1.6	0	0	0	0	0	0	3.8
Utah St.	01/24/2026		07:29	0-1	.000	0-1	.000	1-2	.500	0	2	2	1.6	0	1	0	0	0	1	3.7
at Wyoming	01/28/2026		12:01	4-7	.571	0-1	.000	0-0	.000	0	2	2	1.6	1	2	0	0	1	8	3.9
at Wyoming	01/31/2026		08:08	0-3	.000	0-0	.000	0-0	.000	0	1	1	1.6	0	1	0	1	0	0	3.7
at Wyoming	02/04/2026		07:03	0-1	.000	0-0	.000	0-0	.000	0	0	0	1.5	1	0	0	0	1	0	3.5
Totals			0 238:11	31-68	.456	5-12	.417	14-21	.667	11	24	35	1.5	25	15	22	1	17	81	3.5

TOP PERFORMANCES

Points	Season	16, Chicago State (11/28)
	MW	9, San José State (1/3/26)
	Career	17, LIU (2/24/24)
FGM	Season	7, Chicago State (11/28)
	MW	4, 2x, last: UNLV (1/28/26)
	Career	7, 2x, last: CSU (11/28/25)
FGA	Season	11, Chicago State (11/28)
	MW	8, San José State (1/3/26)
	Career	12, Saint Elizabeth (12/30/23)
3PT FGM	Season	2, Chicago State (11/28)
	MW	1, 5x, last: SDSU (1/14/26)
	Career	2, Chicago St. (11/28/25)
3PT FGA	Season	4, Chicago State (11/28)
	MW	2, 2x, last: SJSU (1/3/26)
	Career	4, Chicago St. (11/28/25)
FTM	Season	4, 2x, last: UTM (11/20)
	MW	6, San Diego St. (3/10/25)
	Career	7, 2x, last: Sacred Heart (1/21/24)
FTA	Season	6, UT Martin (11/20)
	MW	10, San Diego St. (3/10/25)
	Career	11, Sacred Heart (1/21/24)
Reb.	Season	5, New Orleans (11/12)
	MW	6, Fresno St. (3/1/25)
	Career	6, 2x, last: Fresno St. (3/1)
Asts.	Season	3, New Orleans (11/12)
	MW	5, Fresno St. (3/1/25)
	Career	5, Fresno St. (3/1/25)
Blocks	Season	1, Utah St. (1/31)
	MW	1, 2x, last: Utah St. (1/31/26)
	Career	2, Stonehill (2/3/24)
Steals	Season	3, 2x, last: CSU (11/28)
	MW	1, 4x, last: UNLV (1/28/26)
	Career	3, 5x, last: CSU (11/28/25)
TO	Season	0, 11x, last: Wyoming (2/4)
	MW	0, 12x, last: UW (2/4/26)
	Career	0, 25x, last: UW (2/4/26)
Min.	Season	23, Chicago State (11/28)
	MW	25, Fresno St. (3/1/25)
	Career	27, 2x, last: Saint Peter's (12/6/23)


PRODUCTION TRACKER

2025-26 Career

Double-Double		
Scored 10+ pts	2	6
Scored 20+ pts		
10+ reb		
3+ 3-pt		

CAREER STATISTICS

SEASON	TEAM	GP-GS	MIN/AVG	Field Goals		3-Point		F-Throws		Rebounds				Scoring						
				FG-FGA	FG%	3FG-3FGA	3FG%	FT-FTA	FT%	OFF	DEF	TOT	AVG	PF	FO	A	TO	BLK	STL	PTS
2023-24	WC	28-1	462/16.5	56-137	.409	3-18	.167	54-69	.783	16	38	54	1.9	61-1	23	48	11	22	169	6.0
2024-25	UNM	18-0	120/6.7	15-26	.577	2-3	.667	10-18	.556	7	12	19	1.1	11-0	11	10	2	1	42	2.3
2025-26	UNM	23-0	238/10.4	31-68	.456	5-12	.417	14-21	.667	11	24	35	1.5	25-1	15	22	1	17	81	3.5
TOTAL FOR UNM		41-0	358/8.7	46-94	.489	7-15	.467	24-39	.615	18	36	54	1.3	36-1	26	32	3	18	123	3.0
TOTAL		69-1	820/11.9	102-231	.442	10-33	.303	78-108	.722	34	74	108	1.6	97-2	49	80	14	40	292	4.2



20

TYLER JONES

G | 5-9 | FR | Memphis, Tenn. (Hutchison School)

PPG	FG %	3PT %	FT %	RPG	APG	SPG	BPG	MPG
1.2	19.0	6.7	41.7	0.8	1.2	0.6	0.0	8.5

NOTEWORTHY

- Named MW Freshman of the Week on Nov. 17
- Earned TSSAA DII-AA West Region MVP, DII-AA West Region Player of the Year, DII-AA First Team All-Region, TN Report DII-AA All State, Tennessee Sports Writers All-State and BCAT DII-AA All-State.
- Majoring in journalism and mass communication

TOP PERFORMANCES

Points	Season	6, New Mexico St. (11/16)
	MW	2, 2x, last: Air Force (1/24)
	Career	6, New Mexico St. (11/16)
FGM	Season	2, New Mexico St. (11/16)
	MW	1, 2x, last: Air Force (1/24)
	Career	2, New Mexico St. (11/16)
FGA	Season	6, Chicago State (11/28)
	MW	4, San José State (1/3)
	Career	6, Chicago State (11/28)
3PT FGM	Season	1, New Mexico St. (11/16)
	MW	
	Career	1, New Mexico St. (11/16)
3PT FGA	Season	4, Chicago State (11/28)
	MW	1, 3x, last: Utah St. (1/31)
	Career	4, Chicago State (11/28)
FTM	Season	2, New Orleans (11/12)
	MW	
	Career	2, New Orleans (11/12)
FTA	Season	4, New Mexico St. (11/16)
	MW	2, UNLV (12/20)
	Career	4, New Mexico St. (11/16)
Reb.	Season	3, New Mexico St. (11/16)
	MW	2, Wyoming (12/31)
	Career	3, New Mexico St. (11/16)
Asts.	Season	6, San José State (1/3)
	MW	6, San José State (1/3)
	Career	6, San José State (1/3)
Blocks	Season	
	MW	
	Career	
Steals	Season	2, 4x, last: CSU (11/28)
	MW	1, 3x, last: Air Force (1/24)
	Career	2, 4x, last: CSU (11/28)
TO	Season	0, 11x, last: Wyoming (2/4)
	MW	0, 8x, last: Wyoming (2/4)
	Career	0, 11x, last: Wyoming (2/4)
Min.	Season	22, New Mexico St. (11/16)
	MW	14, San José State (1/3)
	Career	22, New Mexico St. (11/16)

GAME-BY-GAME STATISTICS

Opponent	Date	GS	MIN	Total		3-Pointers		Free throws		Rebounds				PF		A		TO		BLK		STL		PTS		AVG	
				FG-FGA	PCT	3FG-3FGA	PCT	FT-FTA	PCT	OFF	DEF	TOT	AVG	PF	A	TO	BLK	STL	PTS	AVG							
Northern Ariz.	11/03/2025		07:12	1-4	.250	0-1	.000	0-0	.000	0	0	0	0.0	0	0	0	0	0	0	0	0	0	2	2.0			
at Colorado	11/06/2025		10:57	1-5	.200	0-1	.000	0-0	.000	0	0	0	0.0	0	1	1	0	0	2	2.0							
N.C. A&T	11/09/2025		06:58	0-3	.000	0-1	.000	1-2	.500	0	0	0	0.0	0	0	0	0	2	1	1.7							
New Orleans	11/12/2025		18:60	1-4	.250	0-1	.000	2-2	1.000	1	1	2	0.5	3	2	3	0	2	4	2.3							
at New Mexico St.	11/16/2025		22:06	2-5	.400	1-2	.500	1-4	.250	0	3	3	1.0	1	4	5	0	2	6	3.0							
UT Martin	11/20/2025		13:12	0-3	.000	0-2	.000	0-0	.000	0	2	2	1.2	2	1	2	0	0	2.5								
Texas Tech	11/23/2025		06:40	0-1	.000	0-0	.000	0-0	.000	0	1	1	1.1	0	1	2	0	0	2.1								
vs Chicago St.	11/28/2025		16:50	1-6	.167	0-4	.000	1-2	.500	0	2	2	1.3	2	3	2	0	2	2.3								
Houston	12/13/2025		01:11	0-0	.000	0-0	.000	0-0	.000	0	0	0	1.1	0	0	0	0	0	2.0								
at UNLV	12/20/2025		11:10	0-2	.000	0-1	.000	0-2	.000	0	1	1	1.1	2	2	0	0	0	1.8								
Wyoming	12/31/2025		05:54	0-1	.000	0-0	.000	0-0	.000	1	1	2	1.2	0	0	1	0	0	1.6								
at San Jose St.	01/03/2026		14:07	1-4	.250	0-1	.000	0-0	.000	0	1	1	1.2	2	6	0	0	1	1.7								
at Colorado St.	01/07/2026		00:02	0-0	.000	0-0	.000	0-0	.000	0	0	0	1.1	0	0	0	0	0	1.5								
Grand Canyon	01/17/2026		02:39	0-0	.000	0-0	.000	0-0	.000	0	0	0	1.0	1	0	0	0	1	1.4								
at Air Force	01/24/2026		06:10	1-1	1.000	0-0	.000	0-0	.000	0	0	0	0.9	1	1	0	0	1	1.5								
UNLV	01/28/2026		01:24	0-0	.000	0-0	.000	0-0	.000	0	0	0	0.9	0	0	0	0	0	1.4								
Utah St.	01/31/2026		03:47	0-2	.000	0-1	.000	0-0	.000	0	0	0	0.8	0	0	0	0	0	1.3								
at Wyoming	02/04/2026		02:58	0-1	.000	0-0	.000	0-0	.000	0	1	1	0.8	0	0	0	0	0	1.2								
Totals		0	152:16	8-42	.190	1-15	.067	5-12	.417	2	13	15	0.8	14	21	16	0	11	22	1.2							

PRODUCTION TRACKER

2025-26 Career

- Double-Double
- Scored 10+ pts
- Scored 20+ pts
- 10+ reb
- 3+ 3-pt

CAREER STATISTICS

SEASON	TEAM	GP-GS	MIN/AVG	Field Goals		3-Point		F-Throws		Rebounds				PF		A		TO		BLK		STL		Scoring	
				FG-FGA	FG%	3FG-3FGA	3FG%	FT-FTA	FT%	OFF	DEF	TOT	AVG	PF-FO	A	TO	BLK	STL	PTS	AVG					
2025-26	UNM	18-0	152/8.5	8-42	.190	1-15	.067	5-12	.417	2	13	15	0.8	14-0	21	16	0	11	22	1.2					
TOTAL		18-0	152/8.5	8-42	.190	1-15	.067	5-12	.417	2	13	15	0.8	14-0	21	16	0	11	22	1.2					



23

EMMA NAJJUMA

F | 6-4 | RS-SO | Mukono Seeta, Uganda (New Mexico Junior College)

PPG	FG %	3PT %	FT %	RPG	APG	SPG	BPG	MPG
3.1	64.2	--	28.6	6.0	0.3	0.2	0.7	15.7

NOTEWORTHY

- Double-digit rebounds in 4 games including game- and season-high 16 at Arizona
- 16 rebounds tied for second most by a MW player this season (tied with Jessie Joaquim)
- Led team in rebounds in 7 games, tied for lead twice
- Graduated from Christchurch School in Richmond, Virginia in 2022.
- Played in 34 games with three starts as a redshirt freshman in 2024-25
- Recorded double-digit rebounds in six games
- Registered a block in 16 games with multiple blocks in six games
- Played for the Uganda National Team
- Majoring in liberal arts

TOP PERFORMANCES (AT UNM)

Points	Season	8, 2x, last: UW (12/31)
	MW	8, Wyoming (12/31)
	Career	8, 2x, last: UW (12/31)
FGM	Season	4, 2x, last: UW (12/31)
	MW	4, Wyoming (12/31)
	Career	4, 2x, last: UW (12/31)
FGA	Season	9, Wyoming (12/31)
	MW	9, Wyoming (12/31)
	Career	9, Wyoming (12/31)
3PT FGM	Season	
	MW	
	Career	
3PT FGA	Season	
	MW	
	Career	
FTM	Season	1, 4x, last: Air Force (1/24)
	MW	1, 3x, last: Air Force (1/24)
	Career	1, 4x, last: Air Force (1/24)
FTA	Season	2, 7x, last: Air Force (1/24)
	MW	2, 3x, last: Air Force (1/24)
	Career	2, 7x, last: Air Force (1/24)
Reb.	Season	16, Arizona (12/7)
	MW	15, Wyoming (12/31)
	Career	16, Arizona (12/7)
Asts.	Season	1, 8x, last: Nevada (1/10)
	MW	1, 3x, last: Nevada (1/10)
	Career	1, 8x, last: Nevada (1/10)
Blocks	Season	3, Houston (12/13)
	MW	2, Colorado St. (1/7)
	Career	3, Houston (12/13)
Steals	Season	1, 5x, last: SJSU (1/3)
	MW	1, 2x, last: SJSU (1/3)
	Career	1, 5x, last: SJSU (1/3)
TO	Season	0, 11x, last: Air Force (1/24)
	MW	0, 6x, last: Air Force (1/24)
	Career	0, 11x, last: Air Force (1/24)
Min.	Season	30, Arizona (12/7)
	MW	26, Boise State (12/17)
	Career	30, Arizona (12/7)

GAME-BY-GAME STATISTICS

Opponent	Date	GS	MIN	Total		3-Pointers		Free throws		Rebounds				PF					PTS	AVG
				FG-FGA	PCT	3FG-3FGA	PCT	FT-FTA	PCT	OFF	DEF	TOT	AVG	P	A	TO	BLK	STL		
Northern Ariz.	11/03/2025		10:44	3-3	1.000	0-0	.000	0-2	.000	1	2	3	3.0	1	0	0	0	0	6	6.0
at Colorado	11/06/2025		13:20	0-0	.000	0-0	.000	0-0	.000	2	0	2	2.5	1	1	0	2	1	0	3.0
N.C. A&T	11/09/2025		11:17	0-0	.000	0-0	.000	1-2	.500	2	4	6	3.7	4	1	1	0	0	1	2.3
New Orleans	11/12/2025		11:45	3-4	.750	0-0	.000	0-0	.000	3	1	4	3.8	1	0	1	1	0	6	3.3
at New Mexico St.	11/16/2025		08:12	0-0	.000	0-0	.000	0-0	.000	0	1	1	3.2	1	0	3	0	0	0	2.6
UT Martin	11/20/2025		05:37	0-0	.000	0-0	.000	0-0	.000	0	2	2	3.0	1	0	0	1	0	0	2.2
Texas Tech	11/23/2025		06:20	0-0	.000	0-0	.000	0-0	.000	0	1	1	2.7	3	1	0	1	0	0	1.9
vs Chicago St.	11/28/2025		15:35	1-2	.500	0-0	.000	0-2	.000	4	6	10	3.6	1	0	0	0	0	2	1.9
vs Cincinnati	11/29/2025		26:56	2-3	.667	0-0	.000	0-0	.000	6	5	11	4.4	1	1	2	1	1	4	2.1
at Arizona	12/07/2025	*	30:01	4-6	.667	0-0	.000	0-0	.000	6	10	16	5.6	2	1	1	2	1	8	2.7
Houston	12/13/2025	*	19:24	0-3	.000	0-0	.000	0-2	.000	4	3	7	5.7	5	0	1	3	0	0	2.5
Boise St.	12/17/2025	*	26:46	2-3	.667	0-0	.000	0-0	.000	3	5	8	5.9	1	0	0	0	0	4	2.6
at UNLV	12/20/2025	*	25:25	2-2	1.000	0-0	.000	1-2	.500	3	4	7	6.0	2	1	0	1	0	5	2.8
Wyoming	12/31/2025	*	21:16	4-9	.444	0-0	.000	0-0	.000	6	9	15	6.6	3	1	0	1	1	8	3.1
at San Jose St.	01/03/2026	*	14:21	0-1	.000	0-0	.000	1-2	.500	4	5	9	6.8	2	0	0	0	1	1	3.0
at Colorado St.	01/07/2026	*	15:30	1-2	.500	0-0	.000	0-0	.000	2	1	3	6.6	1	0	1	2	0	2	2.9
Nevada	01/10/2026	*	24:28	3-3	1.000	0-0	.000	0-0	.000	0	4	4	6.4	1	1	0	0	0	6	3.1
at San Diego St.	01/14/2026	*	13:32	1-2	.500	0-0	.000	0-0	.000	2	3	5	6.3	0	0	1	0	0	2	3.1
Grand Canyon	01/17/2026		03:24	1-2	.500	0-0	.000	0-0	.000	2	0	2	6.1	0	0	2	0	0	2	3.0
at Air Force	01/24/2026		09:40	1-1	1.000	0-0	.000	1-2	.500	1	0	1	5.9	1	0	0	0	0	3	3.0
UNLV	01/28/2026		15:17	1-1	1.000	0-0	.000	0-0	.000	2	3	5	5.8	1	0	2	0	0	2	3.0
Utah St.	01/31/2026		16:40	3-4	.750	0-0	.000	0-0	.000	3	6	9	6.0	1	0	1	1	0	6	3.1
at Wyoming	02/04/2026		15:43	2-2	1.000	0-0	.000	0-0	.000	2	6	8	6.0	2	0	2	0	0	4	3.1
Totals		9	361:13	34-53	.642	0-0	.000	4-14	.286	58	81	139	6.0	36-1	8	18	16	5	72	3.1


PRODUCTION TRACKER

2025-26 Career (DT)

Double-Double		
Scored 10+ pts		
Scored 20+ pts		
10+ reb	4	4
3+ 3-pt		

CAREER STATISTICS

		Field Goals		3-Point		F-Throws		Rebounds				Scoring								
SEASON	TEAM	GP-GS	MIN/AVG	FG-FGA	FG%	3FG-3FGA	3FG%	FT-FTA	FT%	OFF	DEF	TOT	AVG	PF-FO	A	TO	BLK	STL	PTS	AVG
2025-26	UNM	23-9	361/15.7	34-53	.642	0-0	.000	4-14	.286	58	81	139	6.0	36-1	8	18	16	5	72	3.1
TOTAL		23-9	361/15.7	34-53	.642	0-0	.000	4-14	.286	58	81	139	6.0	36-1	8	18	16	5	72	3.1



24

JESSIE JOAQUIM

F | 6-2 | JR | Maputo, Mozambique (Cochise College)

PPG	FG %	3PT %	FT %	RPG	APG	SPG	BPG	MPG
3.6	56.4	0.0	51.9	6.8	0.5	0.8	0.2	16.7

NOTEWORTHY

- Led team in scoring against Houston, has led team in rebounds in 8 games
- First double-double against Houston with game- and season-high 13 points and 12 rebounds. Double-double against Grand Canyon with 12 points and 12 rebounds
- 16 rebounds tied for second most by a MW player this season
- Steal in 11 games, multiple in 4 games
- Graduated from Escola Secundária de Francisco Franco in Madeira, Portugal in 2023
- Appeared in 57 games with 28 starts and averaged 18.2 minutes per game, 6.1 points per game and 6.6 rebounds per game in her previous two seasons
- Named the ACCAC Co-Defensive Player of the Year and earned a spot on the second team
- Sister Hulda played for UNM from 2022-25
- Majoring in liberal arts

GAME-BY-GAME STATISTICS

Opponent	Date	GS	MIN	Total		3-Pointers		Free throws		Rebounds				PF	A	TO	BLK	STL	PTS	AVG
				FG-FGA	PCT	3FG-3FGA	PCT	FT-FTA	PCT	OFF	DEF	TOT	AVG							
Northern Ariz.	11/03/2025		05:43	0-0	.000	0-0	.000	0-0	.000	0	1	1	1.0	0	0	0	0	0	0.0	
at Colorado	11/06/2025		04:52	1-2	.500	0-1	.000	0-0	.000	2	0	2	1.5	0	1	3	0	1	2	1.0
N.C. A&T	11/09/2025		12:23	2-3	.667	0-0	.000	2-4	.500	2	3	5	2.7	1	0	0	1	0	2.7	
New Orleans	11/12/2025		10:42	1-2	.500	0-0	.000	4-5	.800	2	4	6	3.5	2	0	0	0	1	3.5	
at New Mexico St.	11/16/2025		18:04	1-1	1.000	0-0	.000	0-0	.000	0	6	6	4.0	0	1	0	0	2	3.2	
UT Martin	11/20/2025		13:01	0-2	.000	0-0	.000	1-2	.500	4	6	10	5.0	2	1	1	0	1	2.8	
Texas Tech	11/23/2025		14:26	0-0	.000	0-0	.000	0-0	.000	0	4	4	4.9	1	0	0	0	0	2.4	
vs Chicago St.	11/28/2025		08:00	2-3	.667	0-0	.000	0-0	.000	2	4	6	5.0	2	0	0	0	1	2.6	
Houston	12/13/2025		19:40	6-8	.750	0-0	.000	1-4	.250	4	8	12	5.8	3	1	1	0	1	3.8	
Boise St.	12/17/2025		13:14	0-1	.000	0-0	.000	0-0	.000	1	5	6	5.8	2	1	1	0	1	3.4	
at UNLV	12/20/2025		12:37	2-3	.667	0-0	.000	0-1	.000	2	1	3	5.5	2	1	1	1	1	3.5	
Wyoming	12/31/2025		18:44	1-2	.500	0-0	.000	0-0	.000	2	4	6	5.6	0	0	1	0	0	3.3	
at San Jose St.	01/03/2026		20:10	2-4	.500	0-0	.000	1-4	.250	9	7	16	6.4	1	0	1	0	2	3.5	
at Colorado St.	01/07/2026		24:30	0-0	.000	0-0	.000	0-0	.000	1	6	7	6.4	1	0	0	0	1	3.2	
Nevada	01/10/2026		14:24	1-1	1.000	0-0	.000	0-1	.000	0	3	3	6.2	1	0	0	0	0	3.1	
at San Diego St.	01/14/2026		22:29	1-4	.250	0-0	.000	0-0	.000	2	3	5	6.1	0	0	0	0	0	3.1	
Grand Canyon	01/17/2026	*	30:36	6-8	.750	0-0	.000	0-0	.000	6	6	12	6.5	1	2	1	1	3	3.6	
at Air Force	01/24/2026	*	16:20	1-1	1.000	0-0	.000	2-2	1.000	3	0	3	6.3	3	1	1	0	2	3.6	
UNLV	01/28/2026	*	24:43	1-4	.250	0-0	.000	0-0	.000	5	9	14	6.7	1	1	0	1	0	3.5	
Utah St.	01/31/2026	*	21:59	1-2	.500	0-0	.000	2-2	1.000	6	6	12	7.0	0	0	2	0	0	3.6	
at Wyoming	02/04/2026	*	24:17	2-4	.500	0-0	.000	1-2	.500	2	1	3	6.8	0	0	1	0	0	3.6	
Totals			5 350:54	31-55	.564	0-1	.000	14-27	.519	55	87	142	6.8	23	10	14	4	16	76	3.6

TOP PERFORMANCES (AT UNM)

Points	Season	13, Houston (12/13)
	MW	12, Grand Canyon (1/17)
	Career	13, Houston (12/13)
FGM	Season	6, 2x, last: GCU (1/17)
	MW	6, Grand Canyon (1/17)
	Career	6, 2x, last: GCU (1/17)
FGA	Season	8, 2x, last: GCU (1/17)
	MW	8, Grand Canyon (1/17)
	Career	8, 2x, last: GCU (1/17)
3PT FGM	Season	
	MW	
	Career	
3PT FGA	Season	1, Colorado (11/6)
	MW	
	Career	1, Colorado (11/6)
FTM	Season	4, New Orleans (11/12)
	MW	2, 2x, last: Utah St. (1/31)
	Career	4, New Orleans (11/12)
FTA	Season	5, New Orleans (11/12)
	MW	4, San José State (1/3)
	Career	5, New Orleans (11/12)
Reb.	Season	16, San José State (1/3)
	MW	16, San José State (1/3)
	Career	16, San José State (1/3)
Asts.	Season	2, Grand Canyon (1/17)
	MW	2, Grand Canyon (1/17)
	Career	2, Grand Canyon (1/17)
Blocks	Season	1, 4x, last: UNLV (1/28)
	MW	1, 3x, last: UNLV (1/28)
	Career	1, 4x, last: UNLV (1/28)
Steals	Season	3, Grand Canyon (1/17)
	MW	3, Grand Canyon (1/17)
	Career	3, Grand Canyon (1/17)
TO	Season	0, 10x, last: UNLV (1/28)
	MW	0, 4x, last: UNLV (1/28)
	Career	0, 10x, last: UNLV (1/28)
Min.	Season	30, Grand Canyon (1/17)
	MW	30, Grand Canyon (1/17)
	Career	30, Grand Canyon (1/17)

PRODUCTION TRACKER

2025-26 Career (D1)

Double-Double	2	2
Scored 10+ pts	2	2
Scored 20+ pts		
10+ reb	6	6
3+ 3-pt		

CAREER STATISTICS

SEASON	TEAM	GP-GS	MIN/AVG	Field Goals		3-Point		F-Throws		Rebounds				Scoring						
				FG-FGA	FG%	3FG-3FGA	3FG%	FT-FTA	FT%	OFF	DEF	TOT	AVG	PF-FO	A	TO	BLK	STL	PTS	AVG
2025-26	UNM	21-5	351/16.7	31-55	.564	0-1	.000	14-27	.519	55	87	142	6.8	23-0	10	14	4	16	76	3.6
TOTAL		21-5	351/16.7	31-55	.564	0-1	.000	14-27	.519	55	87	142	6.8	23-0	10	14	4	16	76	3.6

40

CLARISSA CRAIG

F/C | 6-3 | RS-SR | Cincinnati, Ohio (Cincinnati)



PPG	FG %	3PT %	FT %	RPG	APG	SPG	BPG	MPG
6.5	56.4	100.0	80.0	4.3	0.6	0.5	0.6	15.5

NOTEWORTHY

- Led team in scoring in season opener against NAU
- Played 3 seasons at Cincinnati
- Redshirted last season due to injury
- Averaged 4.5 points and 2.2 rebounds per game while averaging 12.7 minutes per game last season
- Finished in double figures in three games, twice against Big 12 opponents with 13 points at Oklahoma behind 5-7 shooting and again with 12 points at UCF that included 4-4 shooting from the floor
- Working on master's in organizational information learning systems

GAME-BY-GAME STATISTICS

Opponent	Date	GS	MIN	Total		3-Pointers		Free throws		Rebounds				PF	A	TO	BLK	STL	PTS	AVG	
				FG-FGA	PCT	3FG-3FGA	PCT	FT-FTA	PCT	OFF	DEF	TOT	AVG								
Northern Ariz.	11/03/2025	*	22:45	4-4	1.000	0-0	.000	8-9	.889	1	4	5	5.0	3	0	2	1	0	16	16.0	
at Colorado	11/06/2025	*	18:57	2-5	.400	1-1	1.000	2-2	1.000	2	2	4	4.5	3	1	1	0	1	7	11.5	
N.C. A&T	11/09/2025	*	16:23	2-3	.667	0-0	.000	2-2	1.000	2	3	5	4.7	4	0	2	2	0	6	9.7	
New Orleans	11/12/2025	*	14:56	4-5	.800	0-0	.000	1-1	1.000	1	4	5	4.8	3	0	0	1	0	9	9.5	
at New Mexico St.	11/16/2025	*	13:44	3-5	.600	0-0	.000	2-2	1.000	4	4	8	5.4	3	0	2	0	1	8	9.2	
UT Martin	11/20/2025	*	16:35	4-4	1.000	0-0	.000	0-0	.000	2	3	5	5.3	0	2	0	1	0	8	9.0	
Texas Tech	11/23/2025	*	19:14	1-3	.333	0-0	.000	4-6	.667	2	2	4	5.1	4	0	0	0	0	6	8.6	
vs Chicago St.	11/28/2025	*	09:45	1-5	.200	0-0	.000	1-3	.333	1	2	3	4.9	1	1	1	0	1	3	7.9	
vs Cincinnati	11/29/2025	*	13:04	0-4	.000	0-0	.000	0-0	.000	1	0	1	4.4	2	2	2	0	2	0	7.0	
at Arizona	12/07/2025		09:56	1-1	1.000	0-0	.000	0-0	.000	2	1	3	4.3	2	0	1	1	0	2	6.5	
Totals			9	155:19	22-39	.564	1-1	1.000	20-25	.800	18	25	43	4.3	25	6	11	6	5	65	6.5

TOP PERFORMANCES

Points	Season	16, NAU (11/3)
	MW	
	Career	16, 2x, last: NAU (11/3/25)
FGM	Season	4, 3x, last: UTM (11/20)
	MW	
	Career	7, Temple (2/11/23)
FGA	Season	5, 4x, last: CSU (11/28)
	MW	
	Career	9, 4x
3PT FGM	Season	1, Colorado (11/6)
	MW	
	Career	1, Colorado (11/6)
3PT FGA	Season	1, Colorado (11/6)
	MW	
	Career	1, 4x, last: Colorado (11/6)
FTM	Season	8, NAU (11/3)
	MW	
	Career	8, 2x, last: NAU (11/3/25)
FTA	Season	9, NAU (11/3)
	MW	
	Career	10, East Carolina (1/16/22)
Reb.	Season	8, New Mexico St. (11/16)
	MW	
	Career	10, IUC (12/4/22)
Asts.	Season	2, 2x, last: UC (11/29)
	MW	
	Career	4, Temple (2/11/23)
Blocks	Season	2, NC A&T (11/9)
	MW	
	Career	2, 5x, last: NC A&T (11/9/25)
Steals	Season	2, Cincinnati (11/29)
	MW	
	Career	3, UTA (11/25/22)
TO	Season	0, 3x, last: TTU (11/23)
	MW	
	Career	0, 5x, last: TTU (11/23/25)
Min.	Season	22, NAU (11/3)
	MW	
	Career	36, Temple (2/11/23)

PRODUCTION TRACKER

2025-26 Career

Double-Double	1
Scored 10+ pts	14
Scored 20+ pts	
10+ reb	1
3+ 3-pt	

CAREER STATISTICS

SEASON	TEAM	GP-GS	MIN/AVG	Field Goals		3-Point		F-Throws		Rebounds				Scoring						
				FG-FGA	FG%	3FG-3FGA	3FG%	FT-FTA	FT%	OFF	DEF	TOT	AVG	PF-FO	A	TO	BLK	STL	PTS	AVG
2021-22	UC	28-1	332/11.9	35-88	.398	0-0	.000	20-29	.690	18	24	42	1.5	52-0	5	30	5	6	90	3.2
2022-23	UC	28-17	573/20.5	69-122	.566	0-2	.000	50-65	.769	46	51	97	3.5	79-4	8	48	15	11	188	6.7
2023-24	UC	21-0	267/12.7	30-60	.500	0-1	.000	35-45	.778	17	30	47	2.2	48-0	4	24	2	8	95	4.5
2025-26	UNM	10-9	155/15.5	22-39	.564	1-1	1.000	20-25	.800	18	25	43	4.3	25-0	6	11	6	5	65	6.5
TOTAL FOR UNM		10-9	155/15.5	22-39	.564	1-1	1.000	20-25	.800	18	25	43	4.3	25-0	6	11	6	5	65	6.5
TOTAL		87-27	1327/15.3	156-309	.505	1-4	.250	125-164	.762	99	130	229	2.6	204-4	23	113	28	30	438	5.0

44

LAILA ABDURRAQIB

PG | 5-6 | FR | Fishers, Ind. (Lawrence Central HS)



PPG	FG %	3PT %	FT %	RPG	APG	SPG	BPG	MPG
8.2	43.4	41.1	76.0	2.0	1.5	0.7	0.1	21.3

NOTEWORTHY

- Named MW Freshman of the Week on Dec. 8 and Feb. 2
- Scored a game- and season-high 25 points at Colorado State
- 25 points the eighth-most points off of the bench by a Lobo and tied for the 12th-most points by a freshman in a game in program history
- 7 3-pointers at Colorado State tied for the most by a MW player in a game this season and most in a MW game. 25 points most by a freshman MW player in a MW game this season
- Led the bench in scoring in 9 games
- Named all-county, as well as a Junior Indiana All-Star and Indiana All-Star while playing basketball all four years
- Won a high school championship in 2023-24
- Majoring in journalism and mass communication

GAME-BY-GAME STATISTICS

Opponent	Date	GS	MIN	Total		3-Pointers		Free throws		Rebounds				PF	A	TO	BLK	STL	PTS	AVG	
				FG-FGA	PCT	3FG-3FGA	PCT	FT-FTA	PCT	OFF	DEF	TOT	AVG								
Northern Ariz.	11/03/2025		22:53	3-5	.600	3-4	.750	0-0	.000	0	0	0	0.0	1	3	2	0	1	9	9.0	
at Colorado	11/06/2025		24:48	3-6	.500	2-4	.500	1-3	.333	0	6	6	3.0	3	0	2	0	1	9	9.0	
N.C. A&T	11/09/2025		14:18	0-2	.000	0-2	.000	0-0	.000	0	0	0	2.0	2	1	2	1	1	0	6.0	
New Orleans	11/12/2025		17:08	2-8	.250	2-7	.286	2-2	1.000	1	0	1	1.8	4	3	1	0	2	8	6.5	
at New Mexico St.	11/16/2025		17:15	3-5	.600	1-2	.500	1-1	1.000	0	0	0	1.4	2	1	0	0	1	8	6.8	
UT Martin	11/20/2025		15:37	3-7	.429	3-7	.429	2-4	.500	0	4	4	1.8	0	1	1	0	1	11	7.5	
Texas Tech	11/23/2025		14:31	2-7	.286	2-7	.286	0-0	.000	0	1	1	1.7	1	2	2	0	0	6	7.3	
vs Chicago St.	11/28/2025		17:50	1-5	.200	1-4	.250	0-0	.000	2	1	3	1.9	4	2	1	1	0	3	6.8	
vs Cincinnati	11/29/2025		16:43	1-3	.333	1-2	.500	0-0	.000	0	1	1	1.8	0	1	0	0	0	3	6.3	
at Arizona	12/07/2025		19:57	4-7	.571	3-5	.600	2-2	1.000	0	1	1	1.7	3	1	0	0	0	13	7.0	
Houston	12/13/2025		19:09	1-5	.200	1-2	.500	0-0	.000	0	4	4	1.9	0	2	1	0	2	3	6.6	
Boise St.	12/17/2025		16:35	2-4	.500	1-2	.500	1-2	.500	0	1	1	1.8	4	0	1	0	0	6	6.6	
at UNLV	12/20/2025 *		26:49	2-6	.333	1-4	.250	0-0	.000	1	2	3	1.9	1	1	0	0	0	5	6.5	
Wyoming	12/31/2025		27:29	2-4	.500	2-3	.667	5-5	1.000	0	0	0	1.8	1	1	0	0	3	11	6.8	
at San Jose St.	01/03/2026		22:01	4-8	.500	2-6	.333	0-0	.000	0	1	1	1.7	3	2	1	0	0	10	7.0	
at Colorado St.	01/07/2026		28:43	7-9	.778	7-9	.778	4-4	1.000	0	4	4	1.9	3	1	0	0	0	25	8.1	
Nevada	01/10/2026		21:11	3-7	.429	1-4	.250	1-1	1.000	1	2	3	1.9	2	4	0	0	2	8	8.1	
at San Diego St.	01/14/2026		29:05	5-10	.500	3-6	.500	0-0	.000	0	0	0	1.8	2	1	1	0	0	13	8.4	
Grand Canyon	01/17/2026		23:09	3-8	.375	1-4	.250	0-1	.000	1	1	2	1.8	3	2	1	0	0	7	8.3	
at Air Force	01/24/2026		21:20	1-3	.333	0-2	.000	0-0	.000	0	3	3	1.9	3	3	0	0	1	2	8.0	
UNLV	01/28/2026		24:15	4-9	.444	3-8	.375	0-0	.000	0	3	3	2.0	2	0	3	0	0	11	8.1	
Utah St.	01/31/2026		22:47	2-8	.250	2-7	.286	0-0	.000	0	1	1	1.9	0	1	2	1	2	6	8.0	
at Wyoming	02/04/2026		27:00	5-9	.556	2-6	.333	0-0	.000	0	3	3	2.0	1	1	1	0	0	12	8.2	
Totals			1	490:31	63-145	.434	44-107	.411	19-25	.760	6	39	45	2.0	45	34	22	3	17	189	8.2

TOP PERFORMANCES

Points	Season	25, Colorado St. (1/7)
	MW	25, Colorado St. (1/7)
	Career	25, Colorado St. (1/7)
FGM	Season	7, Colorado St. (1/7)
	MW	7, Colorado St. (1/7)
	Career	7, Colorado St. (1/7)
FGA	Season	10, San Diego State (1/14)
	MW	10, San Diego State (1/14)
	Career	10, San Diego State (1/14)
3PT FGM	Season	7, Colorado St. (1/7)
	MW	7, Colorado St. (1/7)
	Career	7, Colorado St. (1/7)
3PT FGA	Season	9, Colorado St. (1/7)
	MW	9, Colorado St. (1/7)
	Career	9, Colorado St. (1/7)
FTM	Season	5, Wyoming (12/31)
	MW	5, Wyoming (12/31)
	Career	5, Wyoming (12/31)
FTA	Season	5, Wyoming (12/31)
	MW	5, Wyoming (12/31)
	Career	5, Wyoming (12/31)
Reb.	Season	6, Colorado (11/6)
	MW	4, Colorado St. (1/7)
	Career	6, Colorado (11/6)
Asts.	Season	4, Nevada (1/10)
	MW	4, Nevada (1/10)
	Career	4, Nevada (1/10)
Blocks	Season	1, 3x, last: Utah St. (1/31)
	MW	1, Utah St. (1/31)
	Career	1, 3x, last: Utah St. (1/31)
Steals	Season	3, Wyoming (12/31)
	MW	3, Wyoming (12/31)
	Career	3, Wyoming (12/31)
TO	Season	0, 8x, last: Air Force (1/24)
	MW	0, 5x, last: Air Force (1/24)
	Career	0, 8x, last: Air Force (1/24)
Min.	Season	29, San Diego State (1/14)
	MW	29, San Diego State (1/14)
	Career	29, San Diego State (1/14)

PRODUCTION TRACKER

2025-26 Career

Double-Double		
Scored 10+ pts	8	8
Scored 20+ pts	1	1
10+ reb		
3+ 3-pt	6	6

CAREER STATISTICS

SEASON	TEAM	GP-GS	MIN/AVG	Field Goals		3-Point		F-Throws		Rebounds				Scoring						
				FG-FGA	FG%	3FG-3FGA	3FG%	FT-FTA	FT%	OFF	DEF	TOT	AVG	PF-FO	A	TO	BLK	STL	PTS	AVG
2025-26	UNM	23-1	491/21.3	63-145	.434	44-107	.411	19-25	.760	6	39	45	2.0	45-0	34	22	3	17	189	8.2
TOTAL		23-1	491/21.3	63-145	.434	44-107	.411	19-25	.760	6	39	45	2.0	45-0	34	22	3	17	189	8.2

SEASON STATS

Game Records

Record	Overall	Home	Away	Neutral
ALL GAMES	16-7	9-3	6-3	1-1
CONFERENCE	8-4	4-2	4-2	0-0
NON-CONFERENCE	8-3	5-1	2-1	1-1

Score by Periods

Team	1st	2nd	3rd	4th	OT	TOT
New Mexico	374	413	404	396	0	1587
Opponents	287	347	397	365	0	1396

Team Box Score

No.	Player	Total			3-Point			F-Throw		Rebounds				Other				PTS	AVG			
		GP-GS	MIN	AVG	FG-FGA	FG%	3FG-3FGA	3FG%	FT-FTA	FT%	OFF	DEF	TOT	AVG	PF	DQ	A			TO	BLK	STL
3	HOOKS, Destinee	23-22	55:23	24.0	111-274	.405	33-106	.311	56-79	.709	35	44	79	3.4	51	0	24	57	3	26	311	13.5
10	ANTONIO, Cacia	20-20	508:28	25.4	78-187	.417	18-57	.316	27-44	.614	42	47	89	4.5	35	0	36	44	7	28	201	10.1
11	PADILLA, Nayli	23-8	597:19	26.0	68-184	.370	42-118	.356	18-28	.643	9	73	82	3.6	22	0	40	44	4	33	196	8.5
44	ABDURRAQIB, Laila	23-1	490:31	21.3	63-145	.434	44-107	.411	19-25	.760	6	39	45	2.0	45	0	34	22	3	17	189	8.2
13	MAGALHÃES, Joana	21-19	497:29	23.7	67-169	.396	12-58	.207	25-41	.610	2	41	43	2.0	42	0	36	45	2	37	171	8.1
40	CRAIG, Clarissa	10-9	155:19	15.5	22-39	.564	1-1	1.000	20-25	.800	18	25	43	4.3	25	0	6	11	6	5	65	6.5
4	HARGROVE, Alyssa	23-22	561:22	24.4	57-163	.350	22-87	.253	13-17	.765	17	49	66	2.9	39	1	61	52	10	40	149	6.5
24	JOAQUIM, Jessie	21-5	350:54	16.7	31-55	.564	0-1	.000	14-27	.519	55	87	142	6.8	23	0	10	14	4	16	76	3.6
15	JORDON, Drew	23-0	238:11	10.4	31-68	.456	5-12	.417	14-21	.667	11	24	35	1.5	25	1	15	22	1	17	81	3.5
5	FOSTER, Kaia	14-0	106:36	7.6	15-44	.341	12-34	.353	6-6	1.000	6	18	24	1.7	8	0	3	5	5	1	48	3.4
23	NAJJUMA, Emma	23-9	361:13	15.7	34-53	.642	0-0	.000	4-14	.286	58	81	139	6.0	36	1	8	18	16	5	72	3.1
20	JONES, Tyler	18-0	152:16	8.5	8-42	.190	1-15	.067	5-12	.417	2	13	15	0.8	14	0	21	16	0	11	22	1.2
14	PEIXINHO, Leonor	10-0	28:59	2.9	1-4	.250	0-1	.000	4-8	.500	5	3	8	0.8	1	0	1	0	0	0	6	0.6
Team											43	65	108						13			
Total		23	4600		586-1427	.411	190-597	.318	225-347	.648	309	609	918	39.9	366	3	295	363	61	236	1587	69.0
Opponents		23	4600		510-1299	.393	140-467	.300	236-338	.698	215	576	791	34.4	353	8	291	400	85	165	1396	60.7

Team Statistics

	UNM	OPP
Scoring	1587	1396
Points per game	69.0	60.7
Scoring margin	+8.3	-
Field goals-att	586-1427	510-1299
Field goal pct	.411	.393
3 point fg-att	190-597	140-467
3-point FG pct	.318	.300
3-pt FG made per game	8.3	6.1
Free throws-att	225-347	236-338
Free throw pct	.648	.698
F-Throws made per game	9.8	10.3
Rebounds	918	791
Rebounds per game	39.9	34.4
Rebounding margin	+5.5	-
Assists	295	291
Assists per game	12.8	12.7
Turnovers	363	400
Turnovers per game	15.8	17.4
Turnover margin	+1.6	-
Assist/turnover ratio	0.8	0.7
Steals	236	165
Steals per game	10.3	7.2
Blocks	61	85
Blocks per game	2.7	3.7
Winning streak	4	-
Home win streak	2	-
Attendance	53943	22404
Home games-Avg/Game	12-4495	9-2489
Neutral site-Avg/Game	-	2-117

Team Results

Date	Opponent		Score	Att.
11/03/2025	Northern Ariz.	W	77-59	3850
11/06/2025	at Colorado	L	59-84	1735
11/09/2025	N.C. A&T	W	71-64	4068
11/12/2025	New Orleans	W	99-65	4350
11/16/2025	at New Mexico St.	W	77-45	1408
11/20/2025	UT Martin	W	77-45	3955
11/23/2025	Texas Tech	L	57-82	4623
11/28/2025	vs Chicago St.	W	80-53	60
11/29/2025	vs Cincinnati	L	60-63	173
12/07/2025	at Arizona	W	72-69	6014
12/13/2025	Houston	W	63-41	4467
12/17/2025	Boise St.	W	70-63	4316
12/20/2025	at UNLV	L	71-89	536
12/31/2025	Wyoming	W	62-48	4844
01/03/2026	at San Jose St.	W	89-51	302
01/07/2026	at Colorado St.	W	66-59	1208
01/10/2026	Nevada	L	61-70	4667
01/14/2026	at San Diego St.	L	56-73	8054
01/17/2026	Grand Canyon	L	62-75	5234
01/24/2026	at Air Force	W	74-57	1194
01/28/2026	UNLV	W	68-57	4366
01/31/2026	Utah St.	W	58-33	5203
02/04/2026	at Wyoming	W	58-51	1953

MW STATS

Game Records

Record	Overall	Home	Away	Neutral
ALL GAMES	8-4	4-2	4-2	0-0
CONFERENCE	8-4	4-2	4-2	0-0
NON-CONFERENCE	0-0	0-0	0-0	0-0

Score by Periods

Team	1st	2nd	3rd	4th	OT	TOT
New Mexico	181	200	199	215	0	795
Opponents	140	197	199	190	0	726

Team Box Score

No.	Player	Total			3-Point			F-Throw		Rebounds				Other								
		GP-GS	MIN	AVG	FG-FGA	FG%	3FG-3FGA	3FG%	FT-FTA	FT%	OFF	DEF	TOT	AVG	PF	DQ	A	TO	BLK	STL	PTS	AVG
3	HOOKS, Destinee	12-11	284:49	23.7	51-137	.372	14-48	.292	30-42	.714	13	20	33	2.8	24	0	8	27	0	15	146	12.2
10	ANTONIO, Cacia	12-12	311:42	26.0	49-112	.438	9-34	.265	15-25	.600	24	26	50	4.2	26	0	23	23	4	19	122	10.2
13	MAGALHÃES, Joana	10-8	255:06	25.5	37-88	.420	8-24	.333	15-21	.714	0	20	20	2.0	15	0	17	18	1	15	97	9.7
44	ABDURRAQIB, Laila	12-1	290:23	24.2	40-85	.471	25-61	.410	11-13	.846	3	21	24	2.0	25	0	17	10	1	8	116	9.7
11	PADILLA, Nayli	12-5	291:23	24.3	30-88	.341	18-54	.333	10-14	.714	4	36	40	3.3	11	0	20	19	2	18	88	7.3
4	HARGROVE, Alyssa	12-11	296:52	24.7	24-79	.304	6-41	.146	5-8	.625	11	17	28	2.3	17	0	29	24	6	18	59	4.9
5	FOSTER, Kaia	9-0	56:59	6.3	11-28	.393	10-22	.455	6-6	1.000	4	9	13	1.4	6	0	1	3	4	0	38	4.2
23	NAJJUMA, Emma	12-7	202:02	16.8	21-32	.656	0-0	.000	3-6	.500	30	46	76	6.3	15	0	3	9	5	2	45	3.8
24	JOAQUIM, Jessie	12-5	244:03	20.3	18-34	.529	0-0	.000	6-12	.500	39	51	90	7.5	12	0	6	9	3	10	42	3.5
15	JORDON, Drew	12-0	112:11	9.3	15-37	.405	3-7	.429	3-5	.600	6	9	15	1.3	7	0	6	9	1	5	36	3.0
14	PEIXINHO, Leonor	3-0	06:18	2.1	1-1	1.000	0-0	.000	0-2	.000	1	1	2	0.7	1	0	0	0	0	0	2	0.7
20	JONES, Tyler	9-0	48:11	5.4	2-11	.182	0-3	.000	0-2	.000	1	4	5	0.6	6	0	9	1	0	3	4	0.4
Team											26	31	57				7					
Total		12	2400		299-732	.408	93-294	.316	104-156	.667	162	291	453	37.8	165	0	139	159	27	113	795	66.3
Opponents		12	2400		270-650	.415	86-271	.317	100-138	.725	104	294	398	33.2	165	2	159	193	48	72	726	60.5

Team Statistics

	UNM	OPP
Scoring	795	726
Points per game	66.3	60.5
Scoring margin	+5.8	-
Field goals-att	299-732	270-650
Field goal pct	.408	.415
3 point fg-att	93-294	86-271
3-point FG pct	.316	.317
3-pt FG made per game	7.8	7.2
Free throws-att	104-156	100-138
Free throw pct	.667	.725
F-Throws made per game	8.7	8.3
Rebounds	453	398
Rebounds per game	37.8	33.2
Rebounding margin	+4.6	-
Assists	139	159
Assists per game	11.6	13.3
Turnovers	159	193
Turnovers per game	13.3	16.1
Turnover margin	+2.8	-
Assist/turnover ratio	0.9	0.8
Steals	113	72
Steals per game	9.4	6.0
Blocks	27	48
Blocks per game	2.3	4.0
Winning streak	4	-
Home win streak	2	-
Attendance	28630	13247
Home games-Avg/Game	6-4772	6-2208
Neutral site-Avg/Game	-	0-0

Team Results

Date	Opponent		Score	Att.
12/17/2025	Boise St.	W	70-63	4316
12/20/2025	at UNLV	L	71-89	536
12/31/2025	Wyoming	W	62-48	4844
01/03/2026	at San Jose St.	W	89-51	302
01/07/2026	at Colorado St.	W	66-59	1208
01/10/2026	Nevada	L	61-70	4667
01/14/2026	at San Diego St.	L	56-73	8054
01/17/2026	Grand Canyon	L	62-75	5234
01/24/2026	at Air Force	W	74-57	1194
01/28/2026	UNLV	W	68-57	4366
01/31/2026	Utah St.	W	58-33	5203
02/04/2026	at Wyoming	W	58-51	1953

LAST WEEK STATS

Game Records

Record	Overall	Home	Away	Neutral
ALL GAMES	2-0	2-0	0-0	0-0
CONFERENCE	2-0	2-0	0-0	0-0
NON-CONFERENCE	0-0	0-0	0-0	0-0

Score by Periods

Team	1st	2nd	3rd	4th	OT	TOT
New Mexico	39	30	22	35	0	126
Opponents	16	26	29	19	0	90

Team Box Score

No.	Player				Total		3-Point		F-Throw		Rebounds								PTS	AVG		
		GP-GS	MIN	AVG	FG-FGA	FG%	3FG-3FGA	3FG%	FT-FTA	FT%	OFF	DEF	TOT	AVG	PF	DQ	A	TO			BLK	STL
3	HOOKS, Destinee	2-2	50:02	25.0	8-18	.444	2-5	.400	4-5	.800	3	2	5	2.5	4	0	3	4	0	1	22	11.0
13	MAGALHÃES, Joana	2-2	57:45	28.9	8-20	.400	1-4	.250	4-5	.800	0	4	4	2.0	4	0	4	1	0	3	21	10.5
10	ANTONIO, Cacia	2-2	54:35	27.3	9-17	.529	2-5	.400	1-2	.500	3	5	8	4.0	6	0	2	2	2	5	21	10.5
44	ABDURRAQIB, Laila	2-0	47:02	23.5	6-17	.353	5-15	.333	0-0	.000	0	4	4	2.0	2	0	1	5	1	2	17	8.5
11	PADILLA, Nayli	2-0	35:14	17.6	5-12	.417	3-7	.429	0-0	.000	1	2	3	1.5	1	0	3	2	2	1	13	6.5
15	JORDON, Drew	2-0	20:09	10.1	4-10	.400	0-1	.000	0-0	.000	0	3	3	1.5	1	0	3	0	1	1	8	4.0
23	NAJJUMA, Emma	2-0	31:57	16.0	4-5	.800	0-0	.000	0-0	.000	5	9	14	7.0	2	0	0	3	1	0	8	4.0
4	HARGROVE, Alyssa	2-2	48:19	24.2	3-11	.273	1-8	.125	0-0	.000	0	4	4	2.0	2	0	5	4	0	1	7	3.5
5	FOSTER, Kaia	1-0	01:43	1.7	1-1	1.000	1-1	1.000	0-0	.000	0	1	1	1.0	0	0	0	0	0	0	3	3.0
24	JOAQUIM, Jessie	2-2	46:42	23.4	2-6	.333	0-0	.000	2-2	1.000	11	15	26	13.0	1	0	1	2	1	0	6	3.0
20	JONES, Tyler	2-0	05:11	2.6	0-2	.000	0-1	.000	0-0	.000	0	0	0	0.0	0	0	0	0	0	0	0	0.0
14	PEIXINHO, Leonor	1-0	01:21	1.4	0-0	.000	0-0	.000	0-0	.000	0	0	0	0.0	0	0	0	0	0	0	0	0.0
Team											5	5	10				1					
Total		2	400		50-119	.420	15-47	.319	11-14	.786	28	54	82	41.0	23	0	22	24	8	14	126	63.0
Opponents		2	400		34-98	.347	5-34	.147	17-24	.708	14	44	58	29.0	21	0	17	25	10	12	90	45.0

Team Statistics

	UNM	OPP
Scoring	126	90
Points per game	63.0	45.0
Scoring margin	+18.0	-
Field goals-att	50-119	34-98
Field goal pct	.420	.347
3 point fg-att	15-47	5-34
3-point FG pct	.319	.147
3-pt FG made per game	7.5	2.5
Free throws-att	11-14	17-24
Free throw pct	.786	.708
F-Throws made per game	5.5	8.5
Rebounds	82	58
Rebounds per game	41.0	29.0
Rebounding margin	+12.0	-
Assists	22	17
Assists per game	11.0	8.5
Turnovers	24	25
Turnovers per game	12.0	12.5
Turnover margin	+0.5	-
Assist/turnover ratio	0.9	0.7
Steals	14	12
Steals per game	7.0	6.0
Blocks	8	10
Blocks per game	4.0	5.0
Winning streak	2	-
Home win streak	2	-
Attendance	9569	0
Home games-Avg/Game	2-4785	0-0
Neutral site-Avg/Game	-	0-0

Team Results

Date	Opponent		Score	Att.
01/28/2026	UNLV	W	68-57	4366
01/31/2026	Utah St.	W	58-33	5203

NEW MEXICO GAME-BY-GAME LEADERS

Date	Opponent		Score	Att.	High Points	High Rebounds
11/03/2025	Northern Ariz.	W	77-59	3850	(16) CRAIG, Clarissa	(6) FOSTER, Kaia
11/06/2025	at Colorado	L	59-84	1735	(22) HOOKS, Destinee	(7) HOOKS, Destinee
11/09/2025	N.C. A&T	W	71-64	4068	(20) HOOKS, Destinee	(6) NAJJUMA, Emma
11/12/2025	New Orleans	W	99-65	4350	(17) PADILLA, Nayli	(6) JOAQUIM, Jessie
11/16/2025	at New Mexico St.	W	77-45	1408	(14) PADILLA, Nayli	(8) CRAIG, Clarissa
11/20/2025	UT Martin	W	77-45	3955	(15) HOOKS, Destinee	(10) JOAQUIM, Jessie
11/23/2025	Texas Tech	L	57-82	4623	(24) HOOKS, Destinee	(5) HOOKS, Destinee
						(5) PADILLA, Nayli
11/28/2025	vs Chicago St.	W	80-53	60	(17) ANTONIO, Cacia	(10) NAJJUMA, Emma
11/29/2025	vs Cincinnati	L	60-63	173	(19) PADILLA, Nayli	(11) ANTONIO, Cacia
						(11) NAJJUMA, Emma
12/07/2025	at Arizona	W	72-69	6014	(16) HARGROVE, Alyssa	(16) NAJJUMA, Emma
12/13/2025	Houston	W	63-41	4467	(13) JOAQUIM, Jessie	(12) JOAQUIM, Jessie
12/17/2025	Boise St.	W	70-63	4316	(16) MAGALHÃES, Joana	(8) NAJJUMA, Emma
12/20/2025	at UNLV	L	71-89	536	(22) ANTONIO, Cacia	(7) NAJJUMA, Emma
12/31/2025	Wyoming	W	62-48	4844	(14) ANTONIO, Cacia	(15) NAJJUMA, Emma
01/03/2026	at San Jose St.	W	89-51	302	(15) FOSTER, Kaia	(16) JOAQUIM, Jessie
					(15) ANTONIO, Cacia	
01/07/2026	at Colorado St.	W	66-59	1208	(25) ABDURRAQIB, Laila	(7) JOAQUIM, Jessie
01/10/2026	Nevada	L	61-70	4667	(13) HOOKS, Destinee	(4) PADILLA, Nayli
						(4) NAJJUMA, Emma
01/14/2026	at San Diego St.	L	56-73	8054	(18) HOOKS, Destinee	(6) PADILLA, Nayli
01/17/2026	Grand Canyon	L	62-75	5234	(17) HOOKS, Destinee	(12) JOAQUIM, Jessie
01/24/2026	at Air Force	W	74-57	1194	(29) MAGALHÃES, Joana	(5) PADILLA, Nayli
01/28/2026	UNLV	W	68-57	4366	(15) MAGALHÃES, Joana	(14) JOAQUIM, Jessie
01/31/2026	Utah St.	W	58-33	5203	(12) ANTONIO, Cacia	(12) JOAQUIM, Jessie
02/04/2026	at Wyoming	W	58-51	1953	(13) PADILLA, Nayli	(8) NAJJUMA, Emma

NEW MEXICO GAME-BY-GAME POINTS-REBOUNDS-ASSISTS

Opponent	Date	Score	3	4	5	10	11	13	14	15	20	23	24	
			HOOKS,DEST	HARGROVE,A	FOSTER,KAI	ANTONIO,CA	PADILLA,NA	MAGALHÃES,	PEIXINHO,L	JORDON,DRE	JONES,TYLE	NAJJUMA,EM	JOAQUIM,JE	
Northern Ariz.	11/03/2025	77-59	W	12-4-3	11-5-5	2-6-1	DNP	9-5-4	8-4-2	0-0-0	2-1-0	2-0-0	6-3-0	0-1-0
at Colorado	11/06/2025	59-84	L	22-7-0	0-4-3	3-0-1	DNP	8-5-0	4-2-0	2-0-0	0-1-0	2-0-1	0-2-1	2-2-1
N.C. A&T	11/09/2025	71-64	W	20-5-2	14-4-3	DNP	DNP	15-4-2	8-3-3	DNP	0-2-0	1-0-0	1-6-1	6-5-0
New Orleans	11/12/2025	99-65	W	16-4-2	5-5-4	DNP	10-3-3	17-2-0	8-1-3	0-1-1	10-5-3	4-2-2	6-4-0	6-6-0
at New Mexico St.	11/16/2025	77-45	W	10-2-1	9-2-0	DNP	10-7-3	14-6-3	4-0-2	0-0-0	6-4-1	6-3-4	0-1-0	2-6-1
UT Martin	11/20/2025	77-45	W	15-4-1	11-5-4	0-1-0	11-5-1	6-1-2	7-2-1	1-3-0	6-3-1	0-2-1	0-2-0	1-10-1
Texas Tech	11/23/2025	57-82	L	24-5-2	3-3-3	DNP	10-3-1	1-5-2	7-1-1	DNP	0-0-0	0-1-1	0-1-1	0-4-0
vs Chicago St.	11/28/2025	80-53	W	14-5-3	2-2-1	DNP	17-4-0	11-6-0	4-3-1	1-1-0	16-1-1	3-2-3	2-10-0	4-6-0
vs Cincinnati	11/29/2025	60-63	L	10-4-0	8-3-2	DNP	8-11-1	19-5-2	5-0-1	DNP	3-1-1	DNP	4-11-1	DNP
at Arizona	12/07/2025	72-69	W	10-4-2	16-4-4	2-3-0	9-3-2	3-1-1	9-4-4	DNP	0-0-0	DNP	8-16-1	DNP
Houston	12/13/2025	63-41	W	12-2-0	11-1-3	3-1-0	4-3-2	5-2-4	10-3-1	0-1-0	2-2-2	0-0-0	0-7-0	13-12-1
Boise St.	12/17/2025	70-63	W	11-2-0	12-5-5	0-0-0	11-6-0	9-4-1	16-2-0	DNP	1-1-0	DNP	4-8-0	0-6-1
at UNLV	12/20/2025	71-89	L	13-2-0	4-1-1	3-1-0	22-3-3	10-3-1	0-0-0	0-1-0	5-0-0	0-1-2	5-7-1	4-3-1
Wyoming	12/31/2025	62-48	W	7-1-1	4-0-1	0-0-0	14-7-2	11-4-4	DNP	DNP	5-2-1	0-2-0	8-15-1	2-6-0
at San Jose St.	01/03/2026	89-51	W	11-4-0	11-3-3	15-7-0	15-7-3	8-2-3	DNP	2-1-0	9-1-1	2-1-6	1-9-0	5-16-0
at Colorado St.	01/07/2026	66-59	W	10-4-2	7-5-2	DNP	11-5-2	2-5-1	9-4-1	DNP	0-0-0	0-0-0	2-3-0	0-7-0
Nevada	01/10/2026	61-70	L	13-2-0	6-2-2	0-1-0	9-3-3	2-4-3	11-1-1	DNP	4-3-0	DNP	6-4-1	2-3-0
at San Diego St.	01/14/2026	56-73	L	18-5-1	4-2-1	5-1-1	1-4-3	5-6-0	3-2-2	DNP	3-1-0	DNP	2-5-0	2-5-0
Grand Canyon	01/17/2026	62-75	L	17-1-0	0-1-2	6-2-0	6-2-3	8-2-1	4-0-4	DNP	0-2-0	0-0-0	2-2-0	12-12-2
at Air Force	01/24/2026	74-57	W	13-4-0	4-3-5	6-0-0	3-1-0	7-5-1	29-3-1	DNP	1-2-1	2-0-1	3-1-0	4-3-1
UNLV	01/28/2026	68-57	W	13-2-3	5-1-2	DNP	9-5-2	3-0-1	15-0-3	DNP	8-2-2	0-0-0	2-5-0	2-14-1
Utah St.	01/31/2026	58-33	W	9-3-0	2-3-3	3-1-0	12-3-0	10-3-2	6-4-1	0-0-0	0-1-1	0-0-0	6-9-0	4-12-0
at Wyoming	02/04/2026	58-51	W	11-3-1	0-2-2	DNP	9-4-2	13-2-2	4-4-4	DNP	0-0-0	0-1-0	4-8-0	5-3-0

Opponent	Date	Score	40	44	
			CRAIG,CLAR	ABDURRAQIB	
Northern Ariz.	11/03/2025	77-59	W	16-5-0	9-0-3
at Colorado	11/06/2025	59-84	L	7-4-1	9-6-0
N.C. A&T	11/09/2025	71-64	W	6-5-0	0-0-1
New Orleans	11/12/2025	99-65	W	9-5-0	8-1-3
at New Mexico St.	11/16/2025	77-45	W	8-8-0	8-0-1
UT Martin	11/20/2025	77-45	W	8-5-2	11-4-1
Texas Tech	11/23/2025	57-82	L	6-4-0	6-1-2
vs Chicago St.	11/28/2025	80-53	W	3-3-1	3-3-2
vs Cincinnati	11/29/2025	60-63	L	0-1-2	3-1-1
at Arizona	12/07/2025	72-69	W	2-3-0	13-1-1
Houston	12/13/2025	63-41	W	DNP	3-4-2
Boise St.	12/17/2025	70-63	W	DNP	6-1-0
at UNLV	12/20/2025	71-89	L	DNP	5-3-1
Wyoming	12/31/2025	62-48	W	DNP	11-0-1
at San Jose St.	01/03/2026	89-51	W	DNP	10-1-2
at Colorado St.	01/07/2026	66-59	W	DNP	25-4-1
Nevada	01/10/2026	61-70	L	DNP	8-3-4
at San Diego St.	01/14/2026	56-73	L	DNP	13-0-1
Grand Canyon	01/17/2026	62-75	L	DNP	7-2-2
at Air Force	01/24/2026	74-57	W	DNP	2-3-3
UNLV	01/28/2026	68-57	W	DNP	11-3-0
Utah St.	01/31/2026	58-33	W	DNP	6-1-1
at Wyoming	02/04/2026	58-51	W	DNP	12-3-1

GAME 24: NEW MEXICO vs BOISE ST.

NEW MEXICO GAME-BY-GAME

Opponent	Date	Score	Total		3-Pointers		Free throws		Rebounds				Other Stats						
			FG-FGA	PCT	3FG-3FGA	PCT	FT-FTA	PCT	OFF	DEF	TOT	AVG	PF	A	TO	BLK	STL	PTS	AVG
Northern Ariz.	11/03/2025	77-59 W	28-54	.519	8-21	.381	13-23	.565	8	31	39	39.0	21	18	15	3	14	77	77.0
at Colorado	11/06/2025	59-84 L	21-61	.344	9-25	.360	8-13	.615	11	25	36	37.5	16	8	21	3	6	59	68.0
N.C. A&T	11/09/2025	71-64 W	24-64	.375	7-24	.292	16-27	.593	15	21	36	37.0	23	12	16	6	16	71	69.0
New Orleans	11/12/2025	99-65 W	35-67	.522	9-26	.346	20-23	.870	14	27	41	38.0	19	21	21	3	18	99	76.5
at New Mexico St.	11/16/2025	77-45 W	29-54	.537	10-22	.455	9-14	.643	7	36	43	39.0	16	16	23	2	10	77	76.6
UT Martin	11/20/2025	77-45 W	27-64	.422	10-37	.270	13-20	.650	20	36	56	41.8	11	15	17	3	8	77	76.7
Texas Tech	11/23/2025	57-82 L	20-62	.323	7-31	.226	10-16	.625	13	20	33	40.6	21	13	19	2	7	57	73.9
vs Chicago St.	11/28/2025	80-53 W	30-73	.411	11-36	.306	9-18	.500	16	31	47	41.4	17	12	20	1	19	80	74.6
vs Cincinnati	11/29/2025	60-63 L	21-67	.313	8-22	.364	10-14	.714	19	21	40	41.2	15	11	17	1	7	60	73.0
at Arizona	12/07/2025	72-69 W	26-61	.426	11-36	.306	9-11	.818	11	33	44	41.5	21	15	20	3	6	72	72.9
Houston	12/13/2025	63-41 W	26-68	.382	7-23	.304	4-12	.333	13	37	50	42.3	21	15	15	7	12	63	72.0
Boise St.	12/17/2025	70-63 W	27-64	.422	2-19	.105	14-20	.700	14	26	40	42.1	22	7	16	1	12	70	71.8
at UNLV	12/20/2025	71-89 L	26-59	.441	7-22	.318	12-18	.667	11	18	29	41.1	17	10	10	2	6	71	71.8
Wyoming	12/31/2025	62-48 W	22-61	.361	8-23	.348	10-10	1.000	17	25	42	41.1	10	11	15	2	11	62	71.1
at San Jose St.	01/03/2026	89-51 W	32-80	.400	13-40	.325	12-20	.600	25	33	58	42.3	17	18	14	1	14	89	72.3
at Colorado St.	01/07/2026	66-59 W	23-61	.377	11-26	.423	9-14	.643	13	29	42	42.3	12	9	12	3	6	66	71.9
Nevada	01/10/2026	61-70 L	24-57	.421	7-22	.318	6-10	.600	9	21	30	41.5	14	14	15	0	7	61	71.2
at San Diego St.	01/14/2026	56-73 L	22-56	.393	8-23	.348	4-12	.333	14	21	35	41.2	10	9	13	1	4	56	70.4
Grand Canyon	01/17/2026	62-75 L	25-65	.385	5-19	.263	7-11	.636	14	18	32	40.7	16	14	19	2	14	62	69.9
at Air Force	01/24/2026	74-57 W	25-55	.455	9-25	.360	15-20	.750	8	21	29	40.1	15	13	11	7	19	74	70.2
UNLV	01/28/2026	68-57 W	28-55	.509	9-20	.450	3-4	.750	10	24	34	39.8	13	14	11	2	5	68	70.0
Utah St.	01/31/2026	58-33 W	22-64	.344	6-27	.222	8-10	.800	18	30	48	40.2	10	8	13	6	9	58	69.5
at Wyoming	02/04/2026	58-51 W	23-55	.418	8-28	.286	4-7	.571	9	25	34	39.9	9	12	10	0	6	58	69.0
Total		1587	586-1427	.411	190-597	.318	225-347	.648	309	609	918	39.9	366	295	363	61	236	1587	69.0
Opponents		1396	510-1299	.393	140-467	.300	236-338	.698	215	576	791	34.4	353	291	400	85	165	1396	60.7

OPPONENT GAME-BY-GAME

Opponent	Date	Score	Total		3-Pointers		Free throws		Rebounds				Other Stats						
			FG-FGA	PCT	3FG-3FGA	PCT	FT-FTA	PCT	OFF	DEF	TOT	AVG	PF	A	TO	BLK	STL	PTS	AVG
Northern Ariz.	11/03/2025	77-59 W	19-58	.328	9-27	.333	12-19	.632	10	23	33	33.0	17	11	17	3	6	59	59.0
at Colorado	11/06/2025	59-84 L	34-75	.453	4-20	.200	12-14	.857	16	32	48	40.5	13	17	10	4	15	84	71.5
N.C. A&T	11/09/2025	71-64 W	20-50	.400	6-11	.545	18-29	.621	10	29	39	40.0	22	13	24	7	5	64	69.0
New Orleans	11/12/2025	99-65 W	22-53	.415	8-19	.421	13-17	.765	5	18	23	35.8	20	11	27	0	9	65	68.0
at New Mexico St.	11/16/2025	77-45 W	17-63	.270	2-14	.143	9-12	.750	11	20	31	34.8	13	8	19	3	8	45	63.4
UT Martin	11/20/2025	77-45 W	19-57	.333	3-18	.167	4-5	.800	1	20	21	32.5	21	8	14	3	10	45	60.3
Texas Tech	11/23/2025	57-82 L	28-54	.519	8-22	.364	18-26	.692	9	31	40	33.6	16	20	16	7	9	82	63.4
vs Chicago St.	11/28/2025	80-53 W	20-60	.333	3-15	.200	10-14	.714	10	28	38	34.1	16	7	32	1	9	53	62.1
vs Cincinnati	11/29/2025	60-63 L	24-63	.381	3-16	.188	12-16	.750	18	23	41	34.9	17	12	16	2	5	63	62.2
at Arizona	12/07/2025	72-69 W	24-59	.407	4-16	.250	17-27	.630	7	25	32	34.6	17	17	11	2	11	69	62.9
Houston	12/13/2025	63-41 W	13-57	.228	4-18	.222	11-21	.524	14	33	47	35.7	16	8	21	5	6	41	60.9
Boise St.	12/17/2025	70-63 W	24-60	.400	5-22	.227	10-15	.667	12	23	35	35.7	17	14	19	4	7	63	61.1
at UNLV	12/20/2025	71-89 L	30-58	.517	16-28	.571	13-15	.867	11	26	37	35.8	20	23	12	0	2	89	63.2
Wyoming	12/31/2025	62-48 W	18-50	.360	8-23	.348	4-6	.667	7	21	28	35.2	7	13	19	4	7	48	62.1
at San Jose St.	01/03/2026	89-51 W	17-57	.298	6-31	.194	11-13	.846	7	25	32	35.0	18	5	22	2	8	51	61.4
at Colorado St.	01/07/2026	66-59 W	24-59	.407	5-21	.238	6-8	.750	7	27	34	34.9	16	12	12	7	4	59	61.3
Nevada	01/10/2026	61-70 L	28-60	.467	6-23	.261	8-15	.533	15	27	42	35.4	10	17	15	5	6	70	61.8
at San Diego St.	01/14/2026	56-73 L	28-55	.509	14-27	.519	3-4	.750	5	23	28	34.9	10	16	9	4	6	73	62.4
Grand Canyon	01/17/2026	62-75 L	29-56	.518	6-15	.400	11-14	.786	11	30	41	35.3	14	15	23	5	11	75	63.1
at Air Force	01/24/2026	74-57 W	18-50	.360	7-20	.350	14-18	.778	12	23	35	35.3	19	13	24	3	5	57	62.8
UNLV	01/28/2026	68-57 W	21-52	.404	4-15	.267	11-16	.688	10	18	28	34.9	11	11	9	4	5	57	62.5
Utah St.	01/31/2026	58-33 W	13-46	.283	1-19	.053	6-8	.750	4	26	30	34.7	10	6	16	6	7	33	61.1
at Wyoming	02/04/2026	58-51 W	20-47	.426	8-27	.296	3-6	.500	3	25	28	34.4	13	14	13	4	4	51	60.7
Total		1396	510-1299	.393	140-467	.300	236-338	.698	215	576	791	34.4	353	291	400	85	165	1396	60.7
New Mexico		1587	586-1427	.411	190-597	.318	225-347	.648	309	609	918	39.9	366	295	363	61	236	1587	69.0

NEW MEXICO INDIVIDUAL GAME HIGHS

POINTS	29		Joana Magalhães at Air Force (01/24/2026)
	25		Laila Abdurraqib at Colorado St. (01/07/2026)
	24		Destinee Hooks vs Texas Tech (11/23/2025)
	22		Cacia Antonio at UNLV (12/20/2025)
	22		Destinee Hooks at Colorado (11/06/2025)
FIELD GOALS MADE	10		Destinee Hooks vs Texas Tech (11/23/2025)
	9		Joana Magalhães at Air Force (01/24/2026)
	9		Cacia Antonio at UNLV (12/20/2025)
FIELD GOAL ATTEMPTS	20		Destinee Hooks at San Jose St. (01/03/2026)
	20		Destinee Hooks at Colorado (11/06/2025)
FIELD GOAL PERCENTAGE (min 5 made)	.833	(5-6)	Destinee Hooks vs UNLV (01/28/2026)
	.778	(7-9)	Laila Abdurraqib at Colorado St. (01/07/2026)
3 PT FG MADE	7		Laila Abdurraqib at Colorado St. (01/07/2026)
	5		Joana Magalhães at Air Force (01/24/2026)
	5		Nayli Padilla vs Cincinnati (N) (11/29/2025)
3 PT FG ATTEMPTS	10		Nayli Padilla vs Chicago St. (N) (11/28/2025)
	9		Laila Abdurraqib at Colorado St. (01/07/2026)
	9		Nayli Padilla vs Wyoming (12/31/2025)
	9		Alyssa Hargrove at Arizona (12/07/2025)
3 PT FG PERCENTAGE (min 2 made)	1.000	(3-3)	Kaia Foster at San Jose St. (01/03/2026)
	1.000	(2-2)	Destinee Hooks vs UNLV (01/28/2026)
FREE THROWS MADE	8		Clarissa Craig vs Northern Ariz. (11/03/2025)
	7		Destinee Hooks vs Grand Canyon (01/17/2026)
FREE THROW ATTEMPTS	10		Destinee Hooks vs Grand Canyon (01/17/2026)
	9		Clarissa Craig vs Northern Ariz. (11/03/2025)
FREE THROW PERCENTAGE (min 3 made)	1.000	(6-6)	Joana Magalhães at Air Force (01/24/2026)
	1.000	(6-6)	Kaia Foster at San Jose St. (01/03/2026)
	1.000	(6-6)	Destinee Hooks at UNLV (12/20/2025)
	1.000	(5-5)	Laila Abdurraqib vs Wyoming (12/31/2025)
	1.000	(5-5)	Destinee Hooks vs Chicago St. (N) (11/28/2025)
	1.000	(4-4)	Nayli Padilla at Air Force (01/24/2026)
	1.000	(4-4)	Laila Abdurraqib at Colorado St. (01/07/2026)
	1.000	(4-4)	Drew Jordon vs New Orleans (11/12/2025)
	1.000	(3-3)	Destinee Hooks at Wyoming (02/04/2026)
	1.000	(3-3)	Destinee Hooks vs Utah St. (01/31/2026)
1.000	(3-3)	Cacia Antonio at UNLV (12/20/2025)	
REBOUNDS	16		Jessie Joaquim at San Jose St. (01/03/2026)
	16		Emma Najjuma at Arizona (12/07/2025)
ASSISTS	6		Tyler Jones at San Jose St. (01/03/2026)
	5		Alyssa Hargrove at Air Force (01/24/2026)
	5		Alyssa Hargrove vs Boise St. (12/17/2025)
	5		Alyssa Hargrove vs Northern Ariz. (11/03/2025)
STEALS	7		Alyssa Hargrove vs New Orleans (11/12/2025)
	6		Joana Magalhães vs N.C. A&T (11/09/2025)
	6		Joana Magalhães vs Northern Ariz. (11/03/2025)
BLOCKED SHOTS	4		Kaia Foster at Air Force (01/24/2026)
	3		Alyssa Hargrove at Air Force (01/24/2026)
	3		Emma Najjuma vs Houston (12/13/2025)
TURNOVERS	6		Cacia Antonio vs Wyoming (12/31/2025)
	6		Joana Magalhães at Arizona (12/07/2025)
	6		Destinee Hooks vs N.C. A&T (11/09/2025)
FOULS	5		Emma Najjuma vs Houston (12/13/2025)
	5		Alyssa Hargrove at Arizona (12/07/2025)
	5		Drew Jordon vs Northern Ariz. (11/03/2025)

NEW MEXICO TEAM GAME HIGHS

POINTS	99		New Orleans (11/12/2025)
	89		at San Jose St. (01/03/2026)
	80		vs Chicago St. (N) (11/28/2025)
	77		UT Martin (11/20/2025)
	77		at New Mexico St. (11/16/2025)
	77		Northern Ariz. (11/03/2025)
FIELD GOALS MADE	35		New Orleans (11/12/2025)
	32		at San Jose St. (01/03/2026)
FIELD GOAL ATTEMPTS	80		at San Jose St. (01/03/2026)
	73		vs Chicago St. (N) (11/28/2025)
FIELD GOAL PERCENTAGE	.537	(29-54)	at New Mexico St. (11/16/2025)
	.522	(35-67)	New Orleans (11/12/2025)
3 PT FG MADE	13		at San Jose St. (01/03/2026)
	11		at Colorado St. (01/07/2026)
	11		at Arizona (12/07/2025)
	11		vs Chicago St. (N) (11/28/2025)
3 PT FG ATTEMPTS	40		at San Jose St. (01/03/2026)
	37		UT Martin (11/20/2025)
3 PT FG PERCENTAGE	.455	(10-22)	at New Mexico St. (11/16/2025)
	.450	(9-20)	UNLV (01/28/2026)
FREE THROWS MADE	20		New Orleans (11/12/2025)
	16		N.C. A&T (11/09/2025)
FREE THROW ATTEMPTS	27		N.C. A&T (11/09/2025)
	23		New Orleans (11/12/2025)
	23		Northern Ariz. (11/03/2025)
FREE THROW PERCENTAGE	1.000	(10-10)	Wyoming (12/31/2025)
	.870	(20-23)	New Orleans (11/12/2025)
REBOUNDS	58		at San Jose St. (01/03/2026)
	56		UT Martin (11/20/2025)
ASSISTS	21		New Orleans (11/12/2025)
	18		at San Jose St. (01/03/2026)
	18		Northern Ariz. (11/03/2025)
STEALS	19		at Air Force (01/24/2026)
	19		vs Chicago St. (N) (11/28/2025)
BLOCKED SHOTS	7		at Air Force (01/24/2026)
	7		Houston (12/13/2025)
TURNOVERS	23		at New Mexico St. (11/16/2025)
	21		New Orleans (11/12/2025)
	21		at Colorado (11/06/2025)
FOULS	23		N.C. A&T (11/09/2025)
	22		Boise St. (12/17/2025)

NEW MEXICO LEADERBOARD

Points

##	Player	G	Pts	Pts/G
3	Hooks, Destinee	23	311	13.5
10	Antonio, Cacia	20	201	10.1
11	Padilla, Nayli	23	196	8.5
44	Abdurraqib, Laila	23	189	8.2
13	Magalhães, Joana	21	171	8.1
4	Hargrove, Alyssa	23	149	6.5
15	Jordon, Drew	23	81	3.5
24	Joaquim, Jessie	21	76	3.6
23	Najjuma, Emma	23	72	3.1
40	Craig, Clarissa	10	65	6.5
5	Foster, Kaia	14	48	3.4
20	Jones, Tyler	18	22	1.2
14	Peixinho, Leonor	10	6	0.6

Scoring Average

##	Player	G	Pts	Pts/G
3	Hooks, Destinee	23	311	13.5
10	Antonio, Cacia	20	201	10.1
11	Padilla, Nayli	23	196	8.5
44	Abdurraqib, Laila	23	189	8.2
13	Magalhães, Joana	21	171	8.1
40	Craig, Clarissa	10	65	6.5
4	Hargrove, Alyssa	23	149	6.5
24	Joaquim, Jessie	21	76	3.6
15	Jordon, Drew	23	81	3.5
5	Foster, Kaia	14	48	3.4
23	Najjuma, Emma	23	72	3.1
20	Jones, Tyler	18	22	1.2
14	Peixinho, Leonor	10	6	0.6

Field Goal Percentage

##	Player	FG	Att	Pct
23	Najjuma, Emma	34	53	.642
40	Craig, Clarissa	22	39	.564
24	Joaquim, Jessie	31	55	.564
15	Jordon, Drew	31	68	.456
44	Abdurraqib, Laila	63	145	.434
10	Antonio, Cacia	78	187	.417
3	Hooks, Destinee	111	274	.405
13	Magalhães, Joana	67	169	.396
11	Padilla, Nayli	68	184	.370
4	Hargrove, Alyssa	57	163	.350
5	Foster, Kaia	15	44	.341
14	Peixinho, Leonor	1	4	.250
20	Jones, Tyler	8	42	.190

Field Goal Attempts

##	Player	G	Att	Att/G
3	Hooks, Destinee	23	274	11.9
10	Antonio, Cacia	20	187	9.4
11	Padilla, Nayli	23	184	8.0
13	Magalhães, Joana	21	169	8.0
4	Hargrove, Alyssa	23	163	7.1

Field Goals Made

##	Player	G	Made	Made/G
3	Hooks, Destinee	23	111	4.8
10	Antonio, Cacia	20	78	3.9
11	Padilla, Nayli	23	68	3.0
13	Magalhães, Joana	21	67	3.2
44	Abdurraqib, Laila	23	63	2.7

NEW MEXICO LEADERBOARD

3-Point FG Percentage

##	Player	3FG	Att	Pct
40	Craig, Clarissa	1	1	1.000
15	Jordon, Drew	5	12	.417
44	Abdurraqib, Laila	44	107	.411
11	Padilla, Nayli	42	118	.356
5	Foster, Kaia	12	34	.353
10	Antonio, Cacia	18	57	.316
3	Hooks, Destinee	33	106	.311
4	Hargrove, Alyssa	22	87	.253
13	Magalhães, Joana	12	58	.207
20	Jones, Tyler	1	15	.067

3-Point FG Attempts

##	Player	G	Att	Att/G
11	Padilla, Nayli	23	118	5.1
44	Abdurraqib, Laila	23	107	4.7
3	Hooks, Destinee	23	106	4.6
4	Hargrove, Alyssa	23	87	3.8
13	Magalhães, Joana	21	58	2.8

3-Point FG Made

##	Player	G	Made	Made/G
44	Abdurraqib, Laila	23	44	1.9
11	Padilla, Nayli	23	42	1.8
3	Hooks, Destinee	23	33	1.4
4	Hargrove, Alyssa	23	22	1.0
10	Antonio, Cacia	20	18	0.9

Free Throw Percentage

##	Player	Made	Att	Pct
5	Foster, Kaia	6	6	1.000
40	Craig, Clarissa	20	25	.800
4	Hargrove, Alyssa	13	17	.765
44	Abdurraqib, Laila	19	25	.760
3	Hooks, Destinee	56	79	.709
15	Jordon, Drew	14	21	.667
11	Padilla, Nayli	18	28	.643
10	Antonio, Cacia	27	44	.614
13	Magalhães, Joana	25	41	.610
24	Joaquim, Jessie	14	27	.519
14	Peixinho, Leonor	4	8	.500
20	Jones, Tyler	5	12	.417
23	Najjuma, Emma	4	14	.286

Free Throw Attempts

##	Player	G	Att	Att/G
3	Hooks, Destinee	23	79	3.4
10	Antonio, Cacia	20	44	2.2
13	Magalhães, Joana	21	41	2.0
11	Padilla, Nayli	23	28	1.2
24	Joaquim, Jessie	21	27	1.3

Free Throws Made

##	Player	G	Made	Made/G
3	Hooks, Destinee	23	56	2.4
10	Antonio, Cacia	20	27	1.4
13	Magalhães, Joana	21	25	1.2
40	Craig, Clarissa	10	20	2.0
44	Abdurraqib, Laila	23	19	0.8

Rebounds

##	Player	G	Reb	Reb/G
24	Joaquim, Jessie	21	142	6.8
23	Najjuma, Emma	23	139	6.0
10	Antonio, Cacia	20	89	4.5
11	Padilla, Nayli	23	82	3.6
3	Hooks, Destinee	23	79	3.4

Assists

##	Player	G	Ast	Ast/G
4	Hargrove, Alyssa	23	61	2.7
11	Padilla, Nayli	23	40	1.7
10	Antonio, Cacia	20	36	1.8
13	Magalhães, Joana	21	36	1.7
44	Abdurraqib, Laila	23	34	1.5

Rebounds Average

##	Player	G	Reb	Reb/G
24	Joaquim, Jessie	21	142	6.8
23	Najjuma, Emma	23	139	6.0
10	Antonio, Cacia	20	89	4.5
40	Craig, Clarissa	10	43	4.3
11	Padilla, Nayli	23	82	3.6

Steals

##	Player	G	Stl	Stl/G
4	Hargrove, Alyssa	23	40	1.7
13	Magalhães, Joana	21	37	1.8
11	Padilla, Nayli	23	33	1.4
10	Antonio, Cacia	20	28	1.4
3	Hooks, Destinee	23	26	1.1

NEW MEXICO LEADERBOARD

Offensive Rebounds

##	Player	G	OReb	OReb/G
23	Najjuma, Emma	23	58	2.5
24	Joaquim, Jessie	21	55	2.6
10	Antonio, Cacia	20	42	2.1
3	Hooks, Destinee	23	35	1.5
40	Craig, Clarissa	10	18	1.8

Blocked Shots

##	Player	G	Blk	Blk/G
23	Najjuma, Emma	23	16	0.7
4	Hargrove, Alyssa	23	10	0.4
10	Antonio, Cacia	20	7	0.4
40	Craig, Clarissa	10	6	0.6
5	Foster, Kaia	14	5	0.4

Defensive Rebounds

##	Player	G	DReb	DReb/G
24	Joaquim, Jessie	21	87	4.1
23	Najjuma, Emma	23	81	3.5
11	Padilla, Nayli	23	73	3.2
4	Hargrove, Alyssa	23	49	2.1
10	Antonio, Cacia	20	47	2.4

Minutes

##	Player	G	Min	Min/G
11	Padilla, Nayli	23	597	25:58
4	Hargrove, Alyssa	23	561	24:24
3	Hooks, Destinee	23	551	23:58
10	Antonio, Cacia	20	508	25:25
13	Magalhães, Joana	21	497	23:41

Fouls

##	Player	G	PF	PF/G
3	Hooks, Destinee	23	51	2.2
44	Abdurraqib, Laila	23	45	2.0
13	Magalhães, Joana	21	42	2.0
4	Hargrove, Alyssa	23	39	1.7
23	Najjuma, Emma	23	36	1.6

Turnovers

##	Player	G	TO	TO/G
3	Hooks, Destinee	23	57	2.5
4	Hargrove, Alyssa	23	52	2.3
13	Magalhães, Joana	21	45	2.1
10	Antonio, Cacia	20	44	2.2
11	Padilla, Nayli	23	44	1.9

Foul Outs

##	Player	G	FO
4	Hargrove, Alyssa	23	1
15	Jordon, Drew	23	1
23	Najjuma, Emma	23	1