9-TIME NCAA PARTICIPANT - 3 SWEET 16'S - TWO OLYMPIANS - 12 ALL-AMERICANS

NEW MEXICO VOLLEYBALL

MATCH NOTES

@UNMLOBOVB

WEEK 13 • MATCHES 27-28

NEW MEXICO LOBOS

RECORD: 11-15 (9-7 MW)
HEAD COACH: Brian Hosfeld
RECORD AT SCHOOL: 11-15, .423 (1st year)
CAREER RECORD: 140-148, .486 (9th year)

WYOMING COWGIRLS

RECORD: 14-13 (7-9 MW)
HEAD COACH: Kaylee Prigge
RECORD AT SCHOOL: 70-49, .588 (4th year)
CAREER RECORD: Same

NOV. 18, 1 PM (MT) + NOV. 19, 6:30 PM (MT) | THE PIT - POWERED BY NUSENDA

TV/STREAM: MW+ (GOLOBOS.COM/WATCH) | **LIVE STATS:** GOLOBOS.COM/VBSTATS
SERIES: WYOMING LEADS 56-37 | **LAST TIME:** WYOMING WON, 3-2 (NOV. 20, 2025) | **STREAK:** WYOMING W4

NEW MEXICO NOTES

New Mexico Volleyball (11-15, 9-7 MW) returns to The Pit - Powered by Nusenda for its final two matches of the regular season against Wyoming (14-13, 7-9 MW) Wednesday at 1 p.m. MT and Thursday at 6:30 p.m. MT, with Thursday's finale serving as Senior Night.

Coming off back-to-back five-set wins at UNLV, the Lobos enter the final week of conference play in fourth place, one match behind UC Davis and one ahead of UTEP. New Mexico controls its path to a top-four finish and its first Mountain West Tournament appearance since 2023, with two wins over Wyoming guaranteeing a berth.

A split would also send the Lobos to the tournament if UTEP loses at least once to Hawai'i or UC Davis drops both matches against Grand Canyon. UNM can clinch as early as Wednesday with a win over Wyoming and a UTEP loss. The Lobos can finish as high as the No. 3 seed.

Both matchups with the Cowgirls will be available to stream via MW+, with live stats available via GoLobos.com/VBStats. Follow @UNMLoboVB on IG, X and Facebook for match updates and coverage, promotional information, behind-the-scenes content and more.

ALL-TIME SERIES

New Mexico trails Wyoming 37–56 in a series dating back to 1977, including a 21–24 record in Albuquerque, 14–30 in Laramie and 2–2 at neutral sites.

The Lobos look to snap a four-match skid against the Cowgirls, with their most recent victory coming in four sets at home on Oct. 12, 2023. UNM is 1–4 in the last five meetings and 3–7 in the last 10.

TEAM INFORMATION

2025 Overall Record	13-16 (.448)
2025 MW Record	5-13 (.278)
2025 Mountain West Finish	10th
Letterwinners Returning/Lost	8/6
Starters Returning/Lost	3 + Libero/3
Returners/Newcomers	9/7

Wyoming won both meetings in 2025, taking a four-set match in Albuquerque before rallying from two sets down to win in five in Laramie on Nov. 20. The Lobos took the opening two sets 25–22, 25–22 before dropping the final three 21–25, 18–25, 12–15. UNM's most recent road victory came Nov. 12, 2022, when the Lobos prevailed in five sets. Their last straight-set win over Wyoming came Oct. 28, 2021, in Albuquerque.

The Lobos last swept the season series in 2010, capping six consecutive victories over the Cowgirls from 2008–10 — UNM's longest winning streak in the series.

LAST WEEKEND RECAP

UNM won both matches at UNLV in five sets, rallying from a 2-0 deficit Thursday to snap a four-match skid before outlasting the Rebels again Saturday to secure a pivotal road sweep. Reagan Miller delivered the match-winning kill in the fifth set of both victories as New Mexico improved to 11-15 overall and 9-7 in Mountain West play. The Lobos increased their offensive production from 63 kills on .231 hitting in the opener to 73 kills on a .250 clip in the finale.

CONTINUED ON PAGE 3

5 THINGS TO KNOW

- Madeleine Miller is just 63 assists away from cracking 3,000 in her career. She would be only the 7th Lobo to do so.
- The Lobos can guarantee their first trip to the MW Tournament since 2023 with two wins over the Cowgirls this week. They can still qualify with one.
- UNM looks to snap a four-match losing streak to the Cowgirls in their first meeting with them at The Pit - Powered by Nusenda.
- Last weekend, the Lobos kept their MW Tournament dream alive with their first back-to-back five-set wins this season in Vegas.
- Seenane Brewer has been instrumental to the offense as of late, averaging 3.30 per set on .286 hitting last week with 18 kills Saturday.

2026 SCHEDULE

11-15	9-7	6-3	4-8	1-4
W-L	MW	H	A	N

DATE	OPPONENT	TIME/RESULT
8/21	N. Arizona (Exh.)	L, 2-3
8/22	Arizona (Exh.)	W, 3-1
8/28	Cal Baptist	L, 1-3
8/30	Tulsa	L, 1-3
9/4	Northern Colorado[1]	W, 3-1
9/5	at #23 Colorado[1]	L, 2-3
9/7	New Mexico State	W, 3-1
9/10	at #1 Nebraska[2]	L, 0-3
9/11	Georgia Tech[2]	L, 0-3
9/12	#20 Baylor[2]	L, 0-3
9/17	at St. Mary's (CA)	L, 0-3
9/18	Fresno State	L, 1-3
9/21	at New Mexico State	PPD
9/25	at Hawai'i*	L, 0-3
9/26	at Hawai'i*	L, 0-3
10/2	Nevada*	W, 3-0
10/4	Nevada*	W, 3-1
10/8	at UC Davis*	W, 3-2
10/10	at UC Davis*	W, 3-1
10/15	at UTEP*	L, 0-3
10/17	UTEP*	W, 3-1
10/23	San Jose State*	W, 3-1
10/25	San Jose State*	W, 3-1
10/29	Grand Canyon*	L, 0-3
10/31	Grand Canyon*	L, 1-3
11/5	at Air Force*	L, 0-3
11/7	at Air Force*	L, 2-3
11/12	at UNLV*	W, 3-2
11/14	at UNLV*	W, 3-2
11/18	Wyoming*	1:00 PM
11/19	Wyoming*	6:30 PM
11/24-25	MWC Tournament^	TBD

All times Mountain. Dates/times subject to change.
* indicates MW Conference Match
(1) Buffs Invitational (Boulder, Colo.)
(2) Nebraska Tourney (Lincoln, Neb.)
^ if UNM finishes among Top Four in MW Standings
Home matches in BOLD.

WHERE TO WATCH

MW+

GOLOBOS.COM/WATCH

COMMUNICATIONS

VB Contact ..... Connor Gilbert
Email ..... connorgil@unm.edu
Cell Phone (Preferred) ..... (509) 481-3375
Communications Office ..... (505) 925-5520

DIGITAL MEDIA

Athletics Website	GoLobos.com
Main University Web Site	unm.edu
Conference Website	TheMW.com
X (Twitter)	@UNMLoboVB
Instagram	@UNMLoboVB
Facebook	@UNMLoboVB

GENERAL INFORMATION

Name of School	University of New Mexico
City/Zip	Albuquerque, N.M. 87106
Founded	1889 by Territorial Legislature
Enrollment	22,225
Nickname	Lobos
School Colors	Cherry & Silver
Conference	Mountain West
Affiliation	NCAA Division I
President	Dr. Steve Goldstein
Athletic Director	Ryan Berryman

PROGRAM HISTORY

First Year of Volleyball	1975
All-Time Record (Pct.)	764-740 (.510)
Mountain West Record (Pct.)	198-255 (.437)
NCAA Tournament Appearances	9
	1981, 1988, 1990, 1991, 1992, 1993, 1994, 2009 & 2010
NCAA Tournament Record	5-9
Last NCAA Postseason Opponent	USC
Last NCAA Postseason Result	L, 0-3, 2010 (1st Rd.)
Conference Championships	2
	1988 (High Country) and 1991 (WAC)

VOLLEYBALL STAFF

Head Coach	Brian Hosfeld
	(Long Beach State, 1991)
Year at UNM	1st season
Year Overall	1st season
Record at UNM (Pct.)	11-15 (.423)
MW Record (Pct.)	9-7 (.562)
Career Record (Pct.)	140-148 (.486)
Associate HC	Jeremiah Estes
	(Long Beach State, 1996)
Year at UNM	1st season
Associate HC	Patrick Sullivan
	(Long Beach State, 1995)
Year at UNM	1st season
Assistant Coach / Dir. of Operations	Katie Keiper
	(UC-Colorado Springs, 2016)
Year at UNM	1st season
Volleyball Athletic Trainer	Amanda King
Strength Coach	Russ McCarthy
Academic Advisor	Joylynn Benefiel

2025 IN REVIEW

2025 Overall Record	13-16 (.448)
2025 Mountain West Record	5-13 (.278)
2025 Mountain West Finish	9th
Letterwinners Returning/Lost	8/6
Starters Returning/Lost	3 + Libero /3

FACILITIES

Main Home Venue	The Pit - Powered by Nusenda
Capacity	15,411
Location	Stadium Blvd & University Blvd SE

MEDIA INFORMATION

Media interview opportunities are available upon request throughout the season. Contact Connor Gilbert for the requests **at least 24 hours in advance**.
Please submit all credential requests via email to Connor Gilbert **at least 24 hours before the match**.
Coach Hosfeld and select student-athletes will be available upon request following home competition.

The Lobos held the advantage in kills (136-123), assists (120-109) and digs (172-169) across the series, hitting .240 while limiting UNLV to .199. New Mexico averaged 13.60 kills and 17.20 digs per set, while the Rebels finished with the edge in aces (18-14) and blocks (20-16). Four Lobos reached double figures in kills in both matches.

Seenane Brewer led UNM with 33 kills and 3.30 per set on .286 hitting, including 18 kills Saturday. Addison France recorded double-doubles in both matches, totaling 31 kills, 29 digs, three aces and five blocks. Reagan Miller finished with 29 kills on a team-best .433 clip and a team-high eight blocks, committing just three attack errors in 60 attempts. Aylin Ravell added 29 kills on .286 hitting across nine sets, following 12 kills Thursday with 17 Saturday.

Madeleine Miller posted double-doubles in both victories, totaling 102 assists and 29 digs while averaging 10.20 assists per set. She distributed 49 assists in the opener and 53 in the finale, adding eight kills, five blocks and two aces across the weekend. Camila Canedo paced the back row with 37 digs and 3.70 per set while contributing 12 assists and receiving 27 serves without an error. Mina Stanojevic added 36 digs and a team-high four aces, while Zoe Leonard contributed five blocks, 10 digs and two aces.

NUN GETTING INVOLVED

Seenane Brewer has emerged as an increasingly important option in UNM's attack, totaling 114 kills over her last nine matches after recording nine in her first 11 appearances. Brewer has started eight of the Lobos' last nine matches, averaging 3.08 kills per set during that stretch and reaching double figures six times.

Brewer led UNM with 33 kills and 3.30 per set on .286 hitting against UNLV last weekend, following 15 kills on .293 hitting Thursday with a season-high 18 Saturday. She has led or tied for the team lead in kills in five of the last eight matches and reached double figures in three consecutive outings. Her previous season high was 17 on .344 hitting in the Oct. 23 win over San José State.

Brewer has accounted for 114 of UNM's 496 kills over the last nine matches, providing another option alongside Mina Stanojevic and Addison France. She has also contributed 34 digs during that stretch, highlighted by 11 in the Oct. 17 victory over UTEP.

REAGAN HEATING UP

Reagan Miller has taken on a larger offensive role for the Lobos in 2026, totaling 219 kills in 92 sets after finishing last season with 122. Her production has climbed from 1.36 to 2.38 kills per set — an increase of approximately 75 percent — while she has surpassed last year's kill total by 97. Miller has started 25 matches and totaled 263 points this season.

Miller has recorded 11 double-digit kill performances this season, including eight while hitting at least .400. She totaled 29 kills with just three errors on 60 swings (.433) against UNLV, recording 13 kills on .429 hitting Thursday before establishing a career high with 16 on .438 hitting Saturday. Miller delivered the match-winning kill in the fifth set of both victories.

Her earlier highlights include 15 kills without an error on 22 swings (.682) against Northern Colorado and another 15-kill performance on .650 hitting against New Mexico State. She has reached double figures in three consecutive matches, hitting better than .400 in each.

Miller also leads UNM with 66 total blocks and 22 solo stops, averaging 0.72 blocks and 2.86 points per set. She paced the Lobos with eight blocks against UNLV, including six in Saturday's finale. Earlier this season,

CONTINUED ON PAGE 4

2026 ROSTER

NUMERICAL ROSTER

#	NAME	POS.	HT.	YR.	HOMETOWN (PREV. SCHOOL)
1	Reagan Miller	MB	5-11	3Y	Birmingham, Ala. (Hoover HS)
2	Ella Joesting	DS/L	5-6	3Y	Prior Lake, Minn. (Dayton / Prior Lake HS)
3	Angela Zhang	S	6-0	1Y	Beijing, China (Experimental HS)
4	Campbell Hollister	MB	6-1	1Y	Gilbert, Ariz. (Campo Verde HS)
5	Amanda Tremeroli	OH	5-11	3Y	Phoenix, Ariz. (Pinnacle HS)
7	Uliana Yastrub	OH	5-11	3Y	Mykolaev, Ukraine (Rutgers / Zaporizhzhia Sports Lyceum)
8	Viena Moliis	OH	5-10	1Y	Helsinki, Finland (Ressu IB World School)
9	Mina Stanojevic	OH	6-0	2Y	Valjevo, Serbia (Novi Sad Secondary)
12	Seenane Brewer	OH	5-10	3Y	Lawrence, Kan. (Lawrence HS)
13	Zoe Leonard	MB	6-0	3Y	Phoenix, Ariz. (Arcadia HS)
14	Camila Canedo	L	5-9	5Y	Curitiba, Brazil (Colby CC / Colegio Acesso)
15	Addison France	OPP	6-2	2Y	Phoenix, Ariz. (Sandra Day O'Connor HS)
16	Madeleine Miller	S	6-1	4Y	Shueyville, Iowa (Mount Vernon HS)
22	Liepa Lavickyte	MB	6-1	5Y	Sandnes, Norway (Oregon St. / Toppovolley)
67	Adriana Kostadinovic	OPP	6-2	1Y	Lajkovac, Serbia (Medicinska Skola)
96	Aylin Ravell	OH	6-1	1Y	Bedford, Texas (The Oakridge School)

ALPHABETICAL ROSTER

#	NAME	POS.	HT.	YR.	HOMETOWN (PREV. SCHOOL)
12	Seenane Brewer	OH	5-10	3Y	Lawrence, Kan. (Lawrence HS)
14	Camila Canedo	L	5-9	5Y	Curitiba, Brazil (Colby CC / Colegio Acesso)
15	Addison France	OPP	6-2	2Y	Phoenix, Ariz. (Sandra Day O'Connor HS)
4	Campbell Hollister	MB	6-1	1Y	Gilbert, Ariz. (Campo Verde HS)
2	Ella Joesting	DS/L	5-6	3Y	Prior Lake, Minn. (Dayton / Prior Lake HS)
67	Adriana Kostadinovic	OPP	6-2	1Y	Lajkovac, Serbia (Medicinska Skola)
22	Liepa Lavickyte	MB	6-1	5Y	Sandnes, Norway (Oregon St. / Toppovolley)
13	Zoe Leonard	MB	6-0	3Y	Phoenix, Ariz. (Arcadia HS)
16	Madeleine Miller	S	6-1	4Y	Shueyville, Iowa (Mount Vernon HS)
1	Reagan Miller	MB	5-11	3Y	Birmingham, Ala. (Hoover HS)
8	Viena Moliis	OH	5-10	1Y	Helsinki, Finland (Ressu IB World School)
96	Aylin Ravell	OH	6-1	1Y	Bedford, Texas (The Oakridge School)
9	Mina Stanojevic	OH	6-0	2Y	Valjevo, Serbia (Novi Sad Secondary)
5	Amanda Tremeroli	OH	5-11	3Y	Phoenix, Ariz. (Pinnacle HS)
7	Uliana Yastrub	OH	5-11	3Y	Mykolaev, Ukraine (Rutgers / Zaporizhzhia Sports Lyceum)
3	Angela Zhang	S	6-0	1Y	Beijing, China (Experimental HS)

COACHING STAFF

HEAD COACH: Brian Hosfeld
(1st year, Long Beach State 1991)

ASSOCIATE HEAD COACH: Jeri Estes
(1st year, Long Beach State 1996)

ASSOCIATE HEAD COACH: Patrick Sullivan
(1st year, Long Beach State 1995)

ASSISTANT COACH / DIR. OF OPS: Katie Keiper
(1st year, UC-Colorado Springs 2016)

PRONUNCIATIONS

1	**Reagan** Miller	***Raygen***
2	Ella **Joesting**	***Joasting***
3	Angela **Zhang**	***Jang***
5	Amanda **Tremeroli**	***Tremor-roll-ee***
7	**Uliana Yastrub**	***oo-le-ee-on-uh Yah-stroob***
9	Viena **Moliis**	***Mo-lease***
9	Mina **Stanojevic**	***Stan-oh-ye-vitch***
12	**Seenane** Brewer	***Senunlee (fast)***
14	**Camila Canedo**	***Cahmeela Cahnaydoo***
16	**Madeleine** Miller	***Maduhline***
22	**Liepa Lavickyte**	***Lee-aye-pa La-vee-skee-tah***
67	Adriana **Kostadinovic**	***Kosta-deenovitch***
96	**Aylin Ravell**	***Eye-lean Ruh-vell***

2026 STATS

Game Records

Overall	Conference	Home	Away	Neutral
11 - 15	9 - 7	6 - 3	4 - 8	1 - 4

Team Box Score

				Attack					Set				Serve				
##	Player	SP	MP-MS	K	K/S	E	TA	PCT	A	A/S	TA	PCT	SA	SA/S	SE	TA	PCT
1	Miller, Reagan	92	25-25	219	2.38	67	484	.314	5	0.05	23	.217	0	0.00	1	1	.000
2	Joesting, Ella	52	18-3	0	0.00	0	2	.000	4	0.08	42	.095	3	0.06	6	48	.875
3	Zhang, Angela	2	2-0	0	0.00	0	1	.000	7	3.50	25	.280	0	0.00	2	4	.500
4	Hollister, Campbell	58	23-18	79	1.36	31	215	.223	3	0.05	22	.136	3	0.05	13	113	.885
5	Tremeroli, Amanda	13	9-0	5	0.38	4	30	.033	0	0.00	2	.000	0	0.00	2	13	.846
7	Yastrub, Uliana	40	13-10	66	1.65	40	193	.135	7	0.18	37	.189	4	0.10	5	88	.943
8	Moliis, Viena	1	1-0	0	0.00	0	0	.000	0	0.00	1	.000	0	0.00	0	0	.000
9	Stanojevic, Mina	99	26-26	259	2.62	131	768	.167	41	0.41	120	.342	28	0.28	36	393	.908
12	Brewer, Seenane	62	20-11	123	1.98	58	350	.186	11	0.18	34	.324	3	0.05	16	150	.893
13	Leonard, Zoe	64	21-9	60	0.94	45	203	.074	6	0.09	25	.240	10	0.16	21	199	.894
14	Canedo, Camila	99	26-0	2	0.02	2	12	.000	91	0.92	320	.284	21	0.21	22	360	.939
15	France, Addison	98	26-26	261	2.66	112	863	.173	14	0.14	73	.192	17	0.17	12	336	.964
16	Miller, Madeleine	99	26-26	93	0.94	25	228	.298	932	9.41	2691	.346	21	0.21	29	394	.926
96	Ravell, Aylin	20	6-2	46	2.30	21	124	.202	0	0.00	13	.000	0	0.00	5	16	.688
NEW MEXICO		**99**	**26-26**	**1213**	**12.25**	**536**	**3473**	**.195**	**1121**	**11.32**	**3428**	**.327**	**110**	**1.11**	**170**	**2115**	**.920**
Opponents		**99**	**26-26**	**1323**	**13.36**	**511**	**3584**	**.227**	**1223**	**12.35**	**3556**	**.344**	**144**	**1.45**	**237**	**2185**	**.892**

			Receptions			Dig		Blocking						Points	
##	Player	SP	RE	TA	PCT	DIG	DIG/S	BS	BA	TOTAL	BLK/S	BE	BHE	PTS	PTS/S
1	Miller, Reagan	92	1	9	.889	21	0.23	22	44	66	0.72	3	0	263.0	2.86
2	Joesting, Ella	52	9	179	.950	81	1.56	0	0	0	0.00	0	0	3.0	0.06
3	Zhang, Angela	2	0	0	.000	2	1.00	0	0	0	0.00	0	0	0.0	0.00
4	Hollister, Campbell	58	1	8	.875	14	0.24	3	20	23	0.40	1	0	95.0	1.64
5	Tremeroli, Amanda	13	0	4	1.000	4	0.31	0	1	1	0.08	2	0	5.5	0.42
7	Yastrub, Uliana	40	8	176	.955	56	1.40	2	6	8	0.20	6	0	75.0	1.88
8	Moliis, Viena	1	0	0	.000	0	0.00	0	0	0	0.00	0	0	0.0	0.00
9	Stanojevic, Mina	99	26	578	.955	319	3.22	6	14	20	0.20	3	0	300.0	3.03
12	Brewer, Seenane	62	18	254	.929	60	0.97	3	6	9	0.15	2	0	132.0	2.13
13	Leonard, Zoe	64	0	7	1.000	43	0.67	4	32	36	0.56	5	0	90.0	1.41
14	Canedo, Camila	99	46	600	.923	422	4.26	0	1	1	0.01	0	0	23.5	0.24
15	France, Addison	98	0	7	1.000	228	2.33	11	34	45	0.46	1	0	306.0	3.12
16	Miller, Madeleine	99	1	6	.833	208	2.10	7	33	40	0.40	5	1	137.5	1.39
96	Ravell, Aylin	20	7	93	.925	9	0.45	0	4	4	0.20	1	0	48.0	2.40
-	TEAM	-	27	-	-	-	-	-	-	-	-	-	-	-	-
NEW MEXICO		**99**	**144**	**1948**	**.926**	**1467**	**14.82**	**58**	**195**	**155.5**	**1.57**	**29**	**1**	**1478.5**	**14.93**
Opponents		**99**	**110**	**1945**	**.943**	**1437**	**14.52**	**96**	**298**	**245.0**	**2.47**	**44**	**5**	**1712.0**	**17.29**

ROSTER DETAILS

BY CLASS

Fifth Years (2)
14 Camila Canedo L
22 Liepa Lavickyte ..... MB

Fourth Years (1)
16 Madeleine Miller ..... S

Third Years (6)
1 Reagan Miller ..... MB
2 Ella Joesting ..... DS/L
5 Amanda Tremeroli ..... OH
7 Uliana Yastrub ..... OH
12 Seenane Brewer ..... OH
13 Zoe Leonard ..... MB

Second Years (2)
9 Mina Stanojevic ..... OH
15 Addison France ..... OPP

First Years (5)
3 Angela Zhang ..... S
4 Campbell Hollister ..... MB
8 Viena Moliis ..... OH
67 Adriana Kostadinovic ..... OPP
96 Aylin Ravell ..... OH

BY POSITION

Setter (2) ..... M. Miller, Zhang
Middle (4) ..... Hollister, R. Miller, Leonard, Lavickyte
Outside (6) ..... Brewer, Moliis, Ravell, Stanojevic, Tremeroli, Yastrub
Opposite (2) ..... France, Kostadinovic
Libero/DS (4) ..... Canedo, Joesting

BY HOME STATE/COUNTRY

Alabama (1) ..... R. Miller
Arizona (4) ..... France, Hollister, Leonard, Tremeroli
Brazil (1) ..... Canedo
China (1) ..... Zhang
Finland (1) ..... Moliis
Iowa (1) ..... M. Miller
Kansas (1) ..... Brewer
Minnesota (1) ..... Joesting
Norway (1) ..... Lavickyte
Serbia (2) ..... Kostadinovic, Stanojevic
Texas (1) ..... Ravell
Ukraine (1) ..... Yastrub

RETURNERS (9) - 2025 SEASON STATS

#	Player	SP	K	K/S	E	TA	PCT	A	A/S	SA	SE	SA/S	RE	DIG	DIG/S	BS	BA	TOT	BLK/S	BE	BHE	PTS
1	Miller, Reagan	90	122	1.36	31	289	.315	1	0.01	2	1	0.02	2	22	0.24	22	65	87	0.97	8	0	178.5
5	Tremeroli, Amanda	40	26	0.65	13	107	.121	2	0.05	0	0	0.00	2	28	0.70	0	14	14	0.35	3	0	33.0
7	Yastrub, Uliana	68	62	0.91	37	205	.122	5	0.07	15	15	0.22	17	67	0.99	1	8	9	0.13	1	0	82.0
12	Brewer, Seenane	73	117	1.60	63	370	.146	12	0.16	11	16	0.15	21	116	1.59	1	6	7	0.10	3	0	132.0
13	Leonard, Zoe	103	147	1.43	46	408	.248	10	0.10	20	23	0.19	2	58	0.56	12	79	91	0.88	6	1	218.5
14	Canedo, Camila	112	5	0.04	2	17	.176	109	0.97	23	35	0.21	22	485	4.33	0	0	0	0.00	0	0	28.0
15	France, Addison	105	282	2.69	88	784	.247	98	0.93	3	6	0.03	0	113	1.08	5	58	63	0.60	4	2	319.0
16	Miller, Madeleine	112	68	0.61	14	162	.333	984	8.79	29	26	0.26	1	264	2.36	3	49	52	0.46	5	7	124.5
22	Lavickyte, Liepa	3	6	2.00	1	13	.385	0	0.00	0	0	0.00	0	0	0.00	0	2	2	0.67	0	0	7.0

PLAYERS LOST (6) - 2025 SEASON STATS

#	Player	SP	K	K/S	E	TA	PCT	A	A/S	SA	SE	SA/S	RE	DIG	DIG/S	BS	BA	TOT	BLK/S	BE	BHE	PTS
4	Payne, Lauryn	67	211	3.15	106	626	.168	2	0.03	9	15	0.13	15	71	1.06	1	24	25	0.37	5	0	233.0
6	Blanco, Madison	107	3	0.03	1	6	.333	20	0.19	17	14	0.16	17	184	1.72	0	0	0	0.00	0	0	20.0
9	Johannson, Anna	67	0	0.00	0	0	.000	7	0.10	2	5	0.03	11	55	0.82	0	0	0	0.00	0	0	2.0
18	Chankoumi, Naomi	11	31	2.82	11	76	.263	0	0.00	0	0	0.00	3	10	0.91	0	4	4	0.36	0	0	33.0
20	Angilau, Solia	56	62	1.11	26	170	.212	3	0.05	0	5	0.00	0	20	0.36	13	40	53	0.95	1	0	95.0
23	Riccato, Gioia	91	217	2.38	101	696	.167	13	0.14	17	9	0.19	26	171	1.88	4	26	30	0.33	5	1	251.0



2026 NEW MEXICO STARTING LINEUPS

Date	Opponent	OPP	SETTER	OH	OH	L	MB	MB
8/28	Cal Baptist	France	M. Miller	Ravell	Stanojevic	Canedo	R. Miller	Leonard
8/30	Tulsa	France	M. Miller	Ravell	Stanojevic	Canedo	Hollister	Leonard
9/4	Northern Colorado	France	M. Miller	Yastrub	Stanojevic	Canedo	R. Miller	Leonard
9/5	at Colorado	France	M. Miller	Yastrub	Stanojevic	Canedo	R. Miller	Leonard
9/7	New Mexico State	France	M. Miller	Yastrub	Stanojevic	Canedo	R. Miller	Leonard
9/10	at Nebraska	France	M. Miller	Yastrub	Stanojevic	Canedo	R. Miller	Hollister
9/11	Georgia Tech	France	M. Miller	Yastrub	Stanojevic	Canedo	R. Miller	Hollister
9/12	Baylor	France	M. Miller	Brewer	Stanojevic	Canedo	R. Miller	Leonard
9/17	at St. Mary's (CA)	France	M. Miller	Yastrub	Stanojevic	Canedo	R. Miller	Leonard
9/18	Fresno State	France	M. Miller	Yastrub	Stanojevic	Canedo	R. Miller	Hollister
9/25	at Hawai'i	France	M. Miller	Brewer	Stanojevic	Canedo	R. Miller	Hollister
9/26	at Hawai'i	France	M. Miller	Brewer	Stanojevic	Canedo	R. Miller	Hollister
10/2	Nevada	France	M. Miller	Yastrub	Stanojevic	Canedo	R. Miller	Hollister
10/4	Nevada	France	M. Miller	Yastrub	Stanojevic	Canedo	R. Miller	Hollister
10/8	at UC Davis	France	M. Miller	Joesting	Stanojevic	Canedo	R. Miller	Hollister
10/10	at UC Davis	France	M. Miller	Joesting	Stanojevic	Canedo	R. Miller	Hollister
10/15	at UTEP	France	M. Miller	Yastrub	Stanojevic	Canedo	R. Miller	Hollister
10/17	UTEP	France	M. Miller	Brewer	Stanojevic	Canedo	R. Miller	Hollister
10/23	San Jose State	France	M. Miller	Brewer	Stanojevic	Canedo	R. Miller	Hollister
10/25	San Jose State	France	M. Miller	Brewer	Stanojevic	Canedo	R. Miller	Hollister
10/29	Grand Canyon	France	M. Miller	Brewer	Stanojevic	Canedo	R. Miller	Hollister
10/31	Grand Canyon	France	M. Miller	Brewer	Stanojevic	Canedo	R. Miller	Hollister
11/5	at Air Force	France	M. Miller	Brewer	Stanojevic	Canedo	R. Miller	Hollister
11/7	at Air Force	France	M. Miller	Joesting	Stanojevic	Canedo	R. Miller	Leonard
11/12	at UNLV	France	M. Miller	Brewer	Stanojevic	Canedo	R. Miller	Hollister
11/14	at UNLV	France	M. Miller	Brewer	Stanojevic	Canedo	R. Miller	Leonard
11/18	Wyoming							
11/19	Wyoming							

she established a career high with five solo blocks against Fresno State on Sept. 18, finishing with 13 kills and six total blocks.

MADS MOVING UP

Madeleine Miller has accumulated 2,937 career assists after adding 102 against UNLV last weekend, leaving her just 63 shy of becoming the eighth player in program history to reach 3,000. She passed Sarah Kwasigroch (2,634, 2005–08) during the Lobos' series against San José State.

Miller has 932 assists in 99 sets this season, averaging 9.41 per set after producing a career-high 984 last year and 854 as a sophomore. She has recorded 12 matches with at least 40 assists in 2026, including three with at least 50. She posted double-doubles in both victories at UNLV, pairing 49 assists with 14 digs Thursday before recording 53 assists and 15 digs Saturday to bring her season double-double total to nine.

Miller earned MW Offensive Player of the Week honors on Oct. 26 after totaling 102 assists across two four-set victories over San José State, leading the conference at 12.75 assists per set for the week. She recorded 47 assists and 10 digs in the opener before distributing a season-high 55 assists in the finale.

Since the start of October, Miller has totaled 572 assists across 14 matches, averaging 10.21 per set. She has also contributed 208 digs, 93 kills, 40 blocks and 21 service aces this season. Reaching 3,000 career assists this season would require 995 assists, 11 more than her career-best season total.

MILA DIGGIN' IT

After recording 485 digs in her first season — the seventh-most in a single season in UNM history — Brazilian fifth-year libero Camila Canedo continues to anchor the Lobos' back row. An All-Mountain West honorable mention selection in 2025, she added 23 aces and 109 assists while leading the conference in total digs and digs per set (4.33).

Through 26 matches in 2026, Canedo leads the Lobos with 422 digs, averaging 4.26 per set. Her season highlights include 27 digs at UC Davis on Oct. 8, while she most recently paced UNM with 37 digs across its two five-set victories at UNLV.

Canedo recorded 17 digs Thursday and 20 Saturday, averaging 3.70 per set while helping UNM outdig the Rebels 172-169 across the series. She added 12 assists and a service ace while handling all 27 reception attempts without an error. Over the Lobos' last four matches, she has totaled 77 digs and averaged 4.28 per set.

A two-time MW Defensive Player of the Week this season, Canedo earned the honor on Oct. 26 after recording 45 digs and a conference-leading 5.63 per set against San José State. She has also totaled 21 service aces this season and accumulated 907 digs in her two seasons at UNM, leaving her 93 shy of 1,000 as a Lobo.

2026 LOBOS RECORD WHEN...

Overall	11–15
Home	6–3
Away	4–8
Neutral	1–4
Against Ranked Opponents	0–3
After a win	6–4
After a loss	5–10
Hitting .300 or Better	3–0
Holding Opponents Under .200	7–3
Leading in Kills	7–1
Trailing in Kills	4–14
Leading in Aces	6–4
Trailing in Aces	3–10
Equal Aces	2–1
Leading in Digs	10–5
Trailing in Digs	1–9
Equal Digs	0–1
Leading in Blocks	2–1
Trailing in Blocks	7–14
Equal Blocks	2–0
Leading in Hitting Percentage	11–0
Trailing in Hitting Percentage	0–15
Lobo records a double-double	9–9
Multiple double-doubles	6–4

BY SETS

Winning First Set	5–1
Losing First Set	6–14
Winning Second Set	7–4
Losing Second Set	4–11
Tied 1–1	8–5
Trailing 0–2	1–10
Leading 2–0	2–0
Winning Third Set	8–3
Losing Third Set	3–12
Leading 2–1	7–2
Trailing 2–1	3–4
Winning Fourth Set	10–0
Losing Fourth Set	0–6
Winning Fifth Set	3–0
Losing Fifth Set	0–2
In Three Sets	1–9
In Four Sets	7–4
In Five Sets	3–2

BY MONTH

August	0-2
September	2-8
October	7-3
November	2-2

SETS WON BY SET	1	2	3	4	5	TOTAL
New Mexico	6	11	11	10	3	41
Opponents	20	15	15	6	2	58

MATCH WINS BY SET	3	4	5	TOTAL
New Mexico	1	7	3	11
Opponents	9	4	2	15

POINTS BY SET	1	2	3	4	5	TOTAL
New Mexico	562	540	572	366	62	2,102
Opponents	616	599	579	336	68	2,198

NOTES

2026 NEW MEXICO MATCH-BY-MATCH LEADERS

DATE	OPPONENT	KILLS	HITTING%*	ASSISTS	ACES	DIGS	BLOCKS (TB)
8/28	Cal Baptist	Stanojevic (11)	Stanojevic (.143)	M. Miller (27)	France (2)	Stanojevic (19)	R. Miller (2), Brewer (2), M. Miller (2)
8/30	Tulsa	Stanojevic (16)	Stanojevic (.140)	M. Miller (34)	Stanojevic (1), M. Miller (1)	Stanojevic (21)	Hollister (7)
9/4	Northern Colorado	France (16)	R. Miller (.682)	M. Miller (41)	Canedo (3)	Canedo (21)	R. Miller (6), France (6)
9/5	at Colorado	Stanojevic (16)	R. Miller (.400)	M. Miller (43)	3 with 2	Stanojevic (12)	Leonard (4)
9/7	New Mexico State	Stanojevic (16)	R. Miller (.650)	M. Miller (43)	M. Miller (3)	Canedo (13)	France (3)
9/10	at Nebraska	Stanojevic (8)	Stanojevic (.061)	M. Miller (16)	Yastrub (1)	Canedo (10)	R. Miller (1), Stanojevic (1)
9/11	Georgia Tech	R. Miller (8)	R. Miller (.273)	M. Miller (21)	M. Miller (2)	Canedo (8)	Hollister (2)
9/12	Baylor	France (10)	R. Miller (.238)	M. Miller (27)	4 with 1	Canedo (20)	R. Miller (4)
9/17	at St. Mary's (CA)	R. Miller (10), France (10)	R. Miller (.238)	M. Miller (22)	M. Miller (1)	Canedo (13)	R. Miller (3), France (3)
9/18	Fresno State	France (15)	R. Miller (.323)	M. Miller (41)	Stanojevic (2), Canedo (2)	Stanojevic (15), Canedo (15)	R. Miller (6)
9/25	at Hawai'i	R. Miller (10)	R. Miller (.304)	M. Miller (18)	Stanojevic (1), France (1)	Canedo (20)	R. Miller (3)
9/26	at Hawai'i	Stanojevic (12)	Stanojevic (.276)	M. Miller (27)	Stanojevic (2)	Canedo (14)	Hollister (2), Stanojevic (2)
10/2	Nevada	France (11)	R. Miller (.643)	M. Miller (36)	M. Miller (1)	Stanojevic (11)	3 with 1
10/4	Nevada	France (14)	R. Miller (.500)	M. Miller (46)	3 with 2	Stanojevic (13)	Hollister (3)
10/8	at UC Davis	Stanojevic (19)	Yastrub (.256)	M. Miller (50)	4 with 1	Canedo (27)	R. Miller (4)
10/10	at UC Davis	Stanojevic (14)	Yastrub (.400)	M. Miller (35)	3 with 2	Canedo (18)	France (5)
10/15	at UTEP	France (9)	France (.207)	M. Miller (21)	Leonard (1)	Canedo (12)	R. Miller (1), France (1), M. Miller (1)
10/17	UTEP	Stanojevic (15)	M. Miller (.538)	M. Miller (39)	Stanojevic (2)	Canedo (12), M. Miller (12)	Leonard (3), France (3)
10/23	San Jose State	Brewer (17)	Brewer (.344)	M. Miller (47)	France (4)	Canedo (21)	M. Miller (3)
10/25	San Jose State	R. Miller (14), France (14)	Hollister (.526)	M. Miller (55)	Stanojevic (1), Leonard (1)	Canedo (24)	R. Miller (3)
10/29	Grand Canyon	France (8)	France (.094)	M. Miller (25)	None (0)	Canedo (20)	R. Miller (2)
10/31	Grand Canyon	Brewer (14)	Hollister (.438)	M. Miller (40)	Stanojevic (3)	Canedo (24)	R. Miller (3)
11/5	at Air Force	Stanojevic (10)	Brewer (.208)	M. Miller (29)	Canedo (3)	Canedo (19)	R. Miller (2), France (2)
11/7	at Air Force	Brewer (15), France (15)	R. Miller (.423)	M. Miller (47)	Stanojevic (2)	Canedo (21)	Leonard (8)
11/12	at UNLV	Brewer (15), France (15)	R. Miller (.429)	M. Miller (49)	Stanojevic (2)	France (18)	Leonard (4)
11/14	at UNLV	Brewer (18)	R. Miller (.438)	M. Miller (53)	Stanojevic (2), France (2)	Canedo (20)	R. Miller (6)
11/18	Wyoming						
11/19	Wyoming						

*Minimum 7 kills

DOUBLE-DOUBLES

MADELEINE MILLER (9)

- 8/30 vs. Tulsa (L 1–3)
  34 assists, 13 digs
- 10/2 vs. Nevada (W 3–0)
  36 assists, 10 digs
- 10/15 at UTEP (L 0–3)
  21 assists, 10 digs
- 10/17 vs. UTEP (W 3–1)
  39 assists, 12 digs
- 10/23 vs. San Jose State (W 3–1)
  47 assists, 10 digs
- 10/31 vs. Grand Canyon (L 1–3)
  40 assists, 10 digs
- 11/5 at Air Force (L 0–3)
  29 assists, 11 digs
- 11/12 at UNLV (W 3–2)
  49 assists, 14 digs
- 11/14 at UNLV (W 3–2)
  53 assists, 15 digs

ADDISON FRANCE (6)

- 8/30 vs. Tulsa (L 1–3)
  10 kills, 10 digs
- 9/4 vs. Northern Colorado (W 3–1)
  16 kills, 11 digs
- 9/18 vs. Fresno State (L 1–3)
  15 kills, 11 digs
- 10/8 at UC Davis (W 3–2)
  13 kills, 22 digs
- 10/25 vs. San Jose State (W 3–1)
  14 kills, 13 digs
- 11/7 at Air Force (L 2–3)
  15 kills, 15 digs
- 11/12 at UNLV (W 3–2)
  15 kills, 18 digs
- 11/14 at UNLV (W 3–2)
  16 kills, 11 digs

MINA STANOJEVIC (12)

- 8/28 vs. Cal Baptist (L 1–3)
  11 kills, 19 digs
- 8/30 vs. Tulsa (L 1–3)
  16 kills, 21 digs
- 9/5 at Colorado (L 2–3)
  16 kills, 12 digs
- 9/18 vs. Fresno State (L 1–3)
  10 kills, 15 digs
- 9/26 at Hawai'i (L 0–3)
  12 kills, 10 digs
- 10/4 vs. Nevada (W 3–1)
  13 kills, 13 digs
- 10/8 at UC Davis (W 3–2)
  19 kills, 18 digs
- 10/17 vs. UTEP (W 3–1)
  15 kills, 10 digs
- 10/23 vs. San Jose State (W 3–1)
  14 kills, 15 digs
- 10/25 vs. San Jose State (W 3–1)
  10 kills, 13 digs
- 10/31 vs. Grand Canyon (L 1–3)
  11 kills, 15 digs
- 11/5 at Air Force (L 0–3)
  10 kills, 10 digs

40+ ASSISTS

MADELEINE MILLER (12)

41 - 9/4 vs Northern Colorado (W 3-1)
43 - 9/5 at Colorado (L 2-3)
43 - 9/7 vs New Mexico St. (W 3-1)
41 - 9/18 vs Fresno State (L 1-3)
46 – 10/4 vs. Nevada (W 3–1)
50 – 10/8 at UC Davis (W 3–2)
47 – 10/23 vs. San Jose State (W 3–1)
55 – 10/25 vs. San Jose State (W 3–1)
40 – 10/31 vs. Grand Canyon (L 1–3)
47 – 11/7 at Air Force (L 2–3)
49 – 11/12 at UNLV (W 3–2)
53 – 11/14 at UNLV (W 3–2)

20+ DIGS

MINA STANOJEVIC (2)

21 - 8/31 vs Tulsa (L 1-3)
20 - 9/4 vs Northern Colorado (W 3-1)

CAMILA CANEDO (10)

21 - 9/4 vs Northern Colorado (W 3-1)
20 - 9/12 vs Baylor (L 0-3)
20 - 9/25 at Hawai'i (L 0–3)
27 – 10/8 at UC Davis (W 3–2)
21 – 10/23 vs. San Jose State (W 3–1)
24 – 10/25 vs. San Jose State (W 3–1)
20 – 10/29 vs. Grand Canyon (L 0–3)
24 – 10/31 vs. Grand Canyon (L 1–3)
21 – 11/7 at Air Force (L 2–3)
20 – 11/14 at UNLV (W 3–2)

ADDISON FRANCE (1)

22 – 10/8 at UC Davis (W 3–2)

NOTES

ENERGY BUILDING AT THE PIT - POWERED BY NUSENDA
The 2026 season marks the first time the Lobos play at The Pit full-time since 1999. This fall, The Pit celebrates its 60th anniversary, with its first game played on Dec. 1, 1966.

2,544 fans were in attendance for UNM's home match vs. NMSU -- their highest-attended home match since 2016, when 4,473 fans were there for a matchup with Nebraska. Through two exhibitions and seven regular-season home matches, the Lobos are averaging 1,421 fans per match. UNM's total attendance through those nine matches (12,787) has already surpassed the entire 2025 season at the Johnson Center (8,711).

All four of the most-attended UNM Volleyball matches in program history took place at The Pit:

Opponent	Attendance	Date
1. Colorado State	7,008	10/31/92
2. Utah	6,152	10/20/90
3. TCU	5,114	10/5/96
4. Nebraska	4,473	9/10/16

The building ushered in a new era on February 26, 2026, when The University of New Mexico, UNM Sports Properties, and Nusenda Credit Union announced an historic 10-year partnership that provides an average annual value of $1.74 million in support of UNM Athletics. As part of the agreement, University Arena – The Pit officially was renamed The Pit - Powered by Nusenda, preserving the iconic identity of one of college basketball's most storied venues while recognizing Nusenda's longstanding investment in the University and the state.

SEASON	RECORD AT THE PIT
1990	1-0
1992	1-0
1996	8-7
1997	5-6
1998	3-10
1999	1-5
2012	1-2
2015	2-1
2016	1-1
2018	2-1
2019	0-4
2020-21	1-1
2021	2-1
2022	2-0
2023	2-1
2026	6-3
TOTAL	**38-44 (.463)**

CONFERENCE PLAY QUICK HITS (MW MATCHES ONLY)

Into fourth place: UNM moved into sole possession of fourth in the Mountain West at 9–7 after consecutive five-set wins at UNLV. The Lobos sit one match ahead of UTEP and one behind third-place UC Davis with two conference matches remaining.

Strong at home: The Lobos are 5–2 at home in conference play, tied with Air Force for the league's second-best home winning percentage (.714), behind only unbeaten Hawai'i (10–0).

Second in digs per set: UNM averages 16.32 digs per set, trailing only Hawai'i (16.77). The Lobos lead the conference in total digs with 1,012 and are the only MW team to surpass 1,000 digs in league play.

A 102-dig advantage: UNM has outdug conference opponents 1,012–910, averaging 1.65 more digs per set than its opposition. The Lobos collected 172 digs across their two wins at UNLV.

Canedo continues to lead: Camila Canedo leads the MW in both total digs (288) and digs per set (4.65) in conference play. She holds a 0.14-dig-per-set advantage over second-place Victoria Leyva of Hawai'i (4.51).

STATS COMPARISON

NEW MEXICO		WYOMING
11–15	Overall	14–13
9–7	Conference	7–9
6–3	Home	6–8
4–8	Away	5–4
1–4	Neutral	3–1
1–9	In 3 Sets	4–4
7–4	In 4 Sets	6–5
3–2	In 5 Sets	4–4
99	SP	108
1,213	Kills (K)	1,380
12.25	K/S	12.78
536	Errors (E)	562
3,473	Total Attacks	3,834
.195	Hitting Pct	.213
1,121	Assists (A)	1,275
11.32	A/S	11.81
110	Aces (SA)	144
170	Errors (SE)	269
1.11	SA/S	1.33
144	RE	137
1,467	Digs	1,472
14.82	Digs/S	13.63
58	Block Solos	57
195	Block Assists	315
155.5	Total Blocks	214.5
1.57	Blocks/S	1.99
1,478.5	Points	1,738.5
	CONFERENCE MATCHES	
62	SP	65
796	Kills (K)	856
12.84	K/S	13.17
328	Errors (E)	350
2,221	Total Attacks	2,417
.211	Hitting Pct	.209
738	Assists (A)	788
11.90	A/S	12.12
65	Aces (SA)	81
98	Errors (SE)	171
1.05	SA/S	1.25
89	RE	72
1,012	Digs	904
16.32	Digs/S	13.91
37	Block Solos	34
114	Block Assists	181
94.0	Total Blocks	124.5
1.52	Blocks/S	1.92
955.0	Points	1,061.5

Canedo owns the top single-match marks: Canedo's 27 digs at UC Davis on Oct. 8 remain the most in any conference match this season. She also owns the league's four-set high of 24, reaching that mark against San José State on Oct. 25 and Grand Canyon on Oct. 31.

Miller among the league's leading setters: Madeleine Miller ranks third in assists per set (9.95) and second in total assists (617). She totaled 102 assists in the two wins at UNLV, following 49 in the opener with 53 in the finale.

A conference-leading four-set performance: Miller's 55 assists against San José State on Oct. 25 remain the most in a four-set MW match this season and are tied for the third-highest total in any conference match.

Stanojevic contributes at the service line and defensively: Mina Stanojevic ranks seventh in the MW in aces per set (0.32) and ninth in digs per set (3.15), totaling 20 aces and 195 digs. She recorded two aces in each win at UNLV and combined for 36 digs.

The league's best hitting performance: UNM's .455 hitting percentage against Nevada on Oct. 2 remains the highest by any MW team in conference play this season. The Lobos totaled 49 kills against just nine errors on 88 attempts in the sweep.

Winning the tight ones: UNM is 3–1 in five-set conference matches, including consecutive victories at UNLV. The Lobos have swept both matches against four conference opponents: Nevada, UC Davis, San José State and UNLV.

HOSFELD AT THE HELM

In his first head coaching job since he transformed Baylor into an NCAA Tournament team from 1996-2004, Brian Hosfeld brings more than three decades of success across the collegiate, international and club levels to the Land of Enchantment. Most recently, he helped Wichita State compile an 81-46 record over four seasons as the Shockers' associate head coach, highlighted by an AAC Tournament championship and NCAA Tournament appearance in 2024. Hosfeld previously became Baylor's winningest head coach with 129 victories, leading the Bears to their first two NCAA Tournament appearances in program history. His championship pedigree also includes a 1993 national title as an assistant at Long Beach State and three consecutive Big 12 championships as an assistant at Texas (2004-10). The Longhorns reached three straight NCAA Final Fours with Hosfeld on staff, including the 2009 national championship match, while posting a 186-33 record in that span. He also touts extensive USA Volleyball experience, including a silver medal at the World University Games.

MEET THE STAFF

Hosfeld has no shortage of experience on his first staff at UNM, with over 80 years of coaching and playing experience between Associate Head Coaches Jeremiah "Jeri" Estes and Patrick Sullivan and Assistant Coach Katie Keiper.

ESTES: Jeremiah Estes brings an extensive international background to Albuquerque after coaching championship programs across Europe, Asia and the United States. His career includes national titles in Switzerland, European Champions League success in Russia and an NCAA championship at Long Beach State, along with experience working with both the U.S. and Russian national teams. Estes has coached more than 40 Olympians and most recently helped Southern reach its first conference championship match in more than 25 years.

SULLIVAN: Patrick Sullivan brings experience from coaching stops at Bradley, Northern Iowa, Long Beach State and Golden West College, contributing in recruiting, scouting, player development and program operations. At Bradley, he helped the Braves' middle blockers make notable gains in offensive efficiency and blocking production within the Missouri Valley Conference, while his time at Golden West included a state championship as co-head coach. Sullivan also founded and directed Stealth Volleyball, where he developed and placed athletes across multiple NCAA levels, and has worked as a recruiting coordinator and private trainer.

KEIPER: Katie Keiper joins the Lobos after building more than 15 years of experience as a player and coach across the high school, club, collegiate and international levels. Most recently, she coached U17 and U18 teams with Great Plains Volleyball Club and led Eisenhower High School, earning Oklahoma Coaches Association Region 4 Coach of the Year honors in 2024. Her previous coaching stops include T3 VBC, 208 VBC, Gonzaga Preparatory School and College Prep Academy Volleyball Club. Keiper also brings an international edge after competing with the Lakenheath U.S. Air Force Women's Team in England, coaching the All-Air Force European Women's Team to gold and playing professionally on the UK Pro Beach Tour and with VLA Team Sakura.

INTERNATIONAL CONNECTION

UNM's 16-player roster features seven different nationalities, with Serbia and Ukraine. Four of the Lobos' seven newcomers hail from outside the U.S.

Additionally, first-year outside Aylin Ravell (Bedford, Texas) was born in Mexico and competes for Mexico internationally.

WYOMING
ALL-TIME SERIES

Series Record: 37-56
H: 21-24: A: 14-30: N: 2-2

10/22/77	W	3-2	H
10/28/78	W	3-1	A
9/28/79	L	3-1	N
9/29/79	W	2-1	N
10/20/79	L	2-0	A
11/8/80	W	3-1	H
11/13/81	W	3-2	H
10/8/82	W	3-2	H
10/30/82	L	3-1	A
10/14/83	W	3-1	A
11/12/83	W	3-1	H
9/21/84	L	2-0	N
10/20/84	L	3-1	A
11/16/84	L	3-0	H
10/4/85	L	3-0	A
11/2/85	L	3-1	H
10/25/86	L	3-1	A
11/21/86	L	3-2	H
10/23/87	L	3-2	A
11/7/87	W	3-2	H
9/17/88	W	3-0	N
10/7/88	W	3-0	H
11/5/88	W	3-1	A
10/14/89	L	3-1	A
11/11/89	L	3-2	H
10/13/90	L	3-2	A
11/3/90	W	3-0	H
10/11/91	W	3-2	A
11/9/91	W	3-1	H
10/3/92	L	3-1	A
10/30/92	W	3-1	H
10/2/93	W	3-0	H
11/5/93	L	3-0	A
10/8/94	W	3-2	A
11/11/94	L	3-2	H
9/22/95	W	3-1	A
10/28/95	L	3-1	H
9/21/96	L	3-2	H
10/10/97	L	3-0	A
11/8/97	L	3-1	H
10/9/99	L	3-0	A
11/5/99	W	3-0	H
10/6/00	W	3-0	H
11/4/00	W	3-2	A
10/13/01	L	3-2	H
11/9/01	W	3-2	A
10/11/02	L	3-1	H
11/9/02	L	3-1	A
10/18/03	L	3-0	H
11/14/03	L	3-1	A
9/24/04	L	3-2	A
10/21/04	L	3-0	H
10/20/05	L	3-2	H
11/19/05	L	3-0	A
9/14/06	L	3-0	H
11/18/06	L	3-0	A
9/21/07	W	3-0	H
10/18/07	L	3-0	A
10/9/08	W	3-0	A
11/8/08	W	3-2	H
9/26/09	W	3-1	A
10/22/09	W	3-0	H
10/14/10	W	3-0	H
11/13/10	W	3-0	A
10/15/11	L	3-0	A
11/10/11	L	3-2	H
11/18/11^	L	3-1	H
9/22/12	W	3-1	H
11/21/12	L	3-1	A
9/26/13	W	3-0	H
11/16/13	L	3-0	A
10/18/14	L	3-1	H
11/13/14	W	3-1	A
10/10/15	L	3-0	A
11/5/15	L	3-2	H
10/8/16	L	3-0	H
11/3/16	L	3-1	A
9/23/17	W	3-0	A
10/19/17	L	3-1	H
10/20/18	L	3-2	H
11/15/18	L	3-0	A
9/28/19	L	3-2	H
2/12/21	L	3-0	A
2/13/21	L	3-0	A
10/16/21	L	3-0	A
10/28/21	W	3-0	H
9/29/22	L	3-2	H
11/12/22	W	3-2	A
10/12/23	W	3-1	H
11/18/23	L	3-0	A
10/26/24	L	3-1	A
10/4/25	L	3-1	H
11/20/25	L	3-2	A

^in MW Tournament

Series Notes

Last win	10/12/23 (3-1)
Last loss	11/20/25 (3-2)
Last home win	10/12/23 (3-1)
Last home loss	10/4/25 (3-1)
Last road win	11/12/22 (3-2)
Last road loss	11/20/25 (3-2)
Last neutral win	9/17/88 (3-0)
Last neutral loss	9/21/84 (2-0)
Last season sweep	2010
Last season swept	2025
Last five matches	1-4
Last 10 matches	3-7
Last shutout win	10/28/21
Last shutout loss	11/18/23
Longest win streak	6 (10/9/08-11/13/10)
Longest losing streak	10 (10/11/02-11/18/06)
UNM in two games	0-2
UNM in three games	15-20
UNM in four games	12-19
UNM in five games	10-15

2026 NEW MEXICO MATCH-BY-MATCH COMPARISON

Date	Opponent	Score	Kills	Errors	TA	Hit%	Assists	SA	SE	RE	Digs	Blocks	BS	BA	BE	BHE
08/28/2026	California Baptist	1-3	44/51	32/25	143/139	.084/.187	39/49	5/5	7/12	5/5	53/55	5.0/14.0	1/3	8/22	0/1	0/0
08/30/2026	Tulsa	1-3	44/51	29/25	142/149	.106/.174	40/45	2/9	8/9	9/2	63/56	8.5/13.0	2/4	13/18	1/1	0/0
09/04/2026	Northern Colo.	3-1	53/55	16/25	147/164	.252/.183	47/49	7/4	4/11	4/7	67/66	14.0/7.0	5/2	18/10	3/3	0/2
09/05/2026	Colorado	2-3	55/73	23/17	150/142	.213/.394	51/68	7/4	12/13	4/7	43/61	8.0/11.0	1/2	14/18	2/1	0/0
09/07/2026	New Mexico St.	3-1	59/49	19/24	119/118	.336/.212	51/46	7/4	6/6	4/7	40/35	4.0/10.0	0/7	8/6	0/2	0/0
09/10/2026	Nebraska	0-3	21/43	17/11	87/90	.046/.356	21/38	1/6	9/7	6/1	28/43	1.0/7.0	0/0	2/14	1/2	0/0
09/11/2026	Georgia Tech	0-3	22/54	10/11	85/96	.141/.448	22/52	3/7	4/10	7/3	24/46	3.0/5.0	0/0	6/10	4/0	0/0
09/12/2026	Baylor	0-3	33/46	20/16	119/118	.109/.254	30/40	4/2	6/6	2/4	47/55	4.0/5.0	1/0	6/10	0/5	0/0
09/17/2026	Saint Mary's (CA)	0-3	31/43	18/23	105/106	.124/.189	30/43	1/8	9/6	8/1	33/46	6.0/7.0	4/5	4/4	0/2	0/0
09/18/2026	Fresno St.	1-3	55/52	24/22	155/141	.200/.213	52/50	8/6	7/7	6/8	57/64	8.0/15.0	7/11	2/8	1/0	0/0
09/25/2026	Hawaii	0-3	28/44	14/14	106/119	.132/.252	26/39	2/9	7/7	9/2	47/58	5.0/9.0	2/5	6/8	4/1	0/0
09/26/2026	Hawaii	0-3	29/45	17/16	110/130	.109/.223	27/40	4/7	6/7	7/4	53/54	5.0/8.0	3/3	4/10	1/0	0/0
10/02/2026	Nevada	3-0	49/31	9/17	88/101	.455/.139	48/29	1/3	5/7	3/1	42/23	2.0/2.0	1/1	2/2	2/3	0/0
10/04/2026	Nevada	3-1	58/46	20/23	134/140	.284/.164	53/41	7/4	7/9	4/7	55/42	6.0/10.0	2/2	8/16	1/2	0/0
10/08/2026	UC Davis	3-2	61/62	27/29	171/186	.199/.177	58/58	4/4	8/12	4/4	86/74	10.0/14.0	10/5	0/18	3/4	0/0
10/10/2026	UC Davis	3-1	48/43	12/22	123/132	.293/.159	43/43	9/8	5/9	8/9	59/52	8.0/7.0	4/3	8/8	0/1	0/0
10/15/2026	UTEP	0-3	27/45	20/14	108/115	.065/.270	25/44	1/6	2/16	6/1	51/50	2.0/11.0	1/4	2/14	2/3	1/0
10/17/2026	UTEP	3-1	54/58	17/24	138/155	.268/.219	51/56	4/4	7/15	4/4	56/53	6.0/7.0	2/3	8/8	0/2	0/0
10/23/2026	San Jose St.	3-1	59/40	29/23	141/139	.213/.122	56/37	8/3	4/8	3/8	64/42	6.0/12.0	3/8	6/8	0/6	0/0
10/25/2026	San Jose St.	3-1	63/59	17/19	137/150	.336/.267	61/55	2/4	6/13	4/2	65/49	5.0/5.0	1/3	8/4	0/1	0/2
10/29/2026	Grand Canyon	0-3	34/41	26/11	122/119	.066/.252	32/37	0/4	4/8	4/0	54/54	3.0/12.0	2/3	2/18	2/3	0/0
10/31/2026	Grand Canyon	1-3	49/56	26/22	148/154	.155/.221	46/52	3/7	9/9	7/3	69/62	5.0/11.0	0/0	10/22	1/0	0/1
11/05/2026	Air Force	0-3	37/44	25/8	138/130	.087/.277	34/39	3/0	3/8	0/3	71/68	4.0/13.0	2/8	4/10	0/1	0/0
11/07/2026	Air Force	2-3	64/69	26/21	170/179	.224/.268	58/64	3/8	4/9	8/3	68/60	11.0/10.0	1/7	20/6	1/0	0/0
11/12/2026	UNLV	3-2	65/68	19/26	199/199	.231/.211	57/62	7/6	8/8	6/7	88/92	7.0/9.0	1/1	12/16	0/0	0/0
11/14/2026	UNLV	3-2	71/55	24/23	188/173	.250/.185	63/47	7/12	13/5	12/7	84/77	9.0/11.0	2/6	14/10	0/0	0/0

Note: Match totals are displayed in the format TEAM/OPPONENT for each category

2026 MW PRESEASON

PRESEASON COACHES' POLL

1.	UTEP (4)	84
2.	UC Davis (4)	80
3.	Grand Canyon (2)	70
4.	Wyoming	69
5.	Hawai'i	67
6.	UNLV	53
7.	San José State	40
8.	Air Force	36
9.	Nevada	26
10.	New Mexico	25

PRESEASON PLAYER OF THE YEAR
Jaida Harris, Jr., OH, UNLV

PRESEASON ALL-MW TEAM
Bella Nunez, So., S/OPP, Grand Canyon
Cha'lei Reid, So., OH, Hawai i
Ximena Cordero Barr, Jr., L, UC Davis
Mia Starr, Sr., S, UC Davis
Jaida Harris, Jr., OH, UNLV
Ema Uskokovic, Gr., OH, UTEP
Paige Lauterwasser, Sr., OH, Wyoming

2025 MOUNTAIN WEST REVIEW

2025 MW STANDINGS

TEAM	CONF	PCT.	OVERALL	PCT
Utah State	18-0	1.000	24-8	.750
Colorado State	15-5	.750	21-9	.700
Wyoming	13-5	.722	17-13	.567
Boise State	11-7	.611	20-11	.645
Grand Canyon	9-9	.500	17-13	.567
San Diego State	9-9	.500	15-16	.484
San José State	8-10	.444	13-16	.448
Air Force	7-11	.389	15-15	.500
UNLV	7-11	.389	13-15	.464
New Mexico	**5-13**	**.278**	**13-16**	**.448**
Nevada	4-14	.222	8-20	.286
Fresno State	3-14	.176	7-22	.241

2025 MW TOURNEY

UNLV, Nov. 26-29

FIRST ROUND (Wed, Nov. 26)
#5 San Diego St def. #4 Fresno St (3-1)
(25-18, 16-25, 25-18, 25-17)
#6 Boise St def. #3 Utah St (3-1)
(25-19, 18-25, 25-20, 25-23)

SEMIFINALS (Fri, Nov. 28)
#1 Colorado State def. #5 San Diego St (3-1)
(20-25, 25-23, 25-21, 25-23)
#2 San José St def. #6 Boise St

CHAMPIONSHIP (Sat, Nov. 29)
#1 Colorado State def. #2 San José State (3-1)
(27-25, 25-20, 23-25, 25-16)

MW TEAMS IN THE NCAA TOURNEY

LEXINGTON REGIONAL
FIRST ROUND (Thurs, Dec. 4)
Utah State def. #7 Tennessee
(25–19, 25–15, 20–25, 18–25, 15–11)

SECOND ROUND (Fri, Dec. 5)
#2 Arizona State def. Utah State
(25–15, 25–18, 22–25, 25–15)

2025 ALL-MW AWARDS

CO-PLAYERS OF THE YEAR
Kaylie Kofe, Utah State, So., S

NEWCOMER OF THE YEAR
Jaida Harris, UNLV, So., OH

FRESHMAN OF THE YEAR
Eliza Sharp, Boise State, MB

COACH OF THE YEAR
Rob Neilson, Utah State

ALL-CONFERENCE TEAM
Ashley Bible, Sr., OH, Air Force
Eliza Sharp, Fr., MB, Boise State
Layla Smith, Jr., MB, Boise State
Maria Brun, So., OH, Colorado State
Erin Debiec, Fr., S, Colorado State
Halle Jameson, Fr., OH, Colorado State
Eve Wilson, Jr., MB, Colorado State
Addison Haluska, Sr., OPP, Fresno St.
Bella Nunez, Fr., S, Grand Canyon
Zara Stewart, Fr., L, San Diego State
Taylor Underwood, Sr., RS, SDSU
Jaida Harris, So., OH, UNLV
Tierney Barlow, Sr., MB, Utah State
Loryn Helgesen, So., OPP, Utah State
Kaylie Kofe, So., S, Utah State
Mara Štiglic, So., OH, Utah State
Sarah Holcomb, Sr., MB, Wyoming
Paige Lauterwasser, Jr., OH, Wyoming

HONORABLE MENTION
Alysa Walker, So., OH, Air Force
Arianna Bilby OH, Sr., Boise State
Anaelana Ramirez, Sr., OH, GCU
Haylee Brown, Jr., OH, Nevada
Camila Canedo, Jr., L, New Mexico
Fatimah Hall, Jr., S, San José State
Andrea Simovski, So., OH, Utah State

CONF/OVERALL

Game Records

Overall	Conference	Home	Away	Neutral
11 - 15	9 - 7	6 - 3	4 - 8	1 - 4

Overall

			Attack					Set		
##	Player	SP	K	K/S	E	TA	PCT	A	A/S	PTS/S
15	France, Addison	98	261	2.66	112	863	.173	14	0.14	3.12
9	Stanojevic, Mina	99	259	2.62	131	768	.167	41	0.41	3.03
1	Miller, Reagan	92	219	2.38	67	484	.314	5	0.05	2.86
12	Brewer, Seenane	62	123	1.98	58	350	.186	11	0.18	2.13
16	Miller, Madeleine	99	93	0.94	25	228	.298	932	9.41	1.39
4	Hollister, Campbell	58	79	1.36	31	215	.223	3	0.05	1.64
7	Yastrub, Uliana	40	66	1.65	40	193	.135	7	0.18	1.88
13	Leonard, Zoe	64	60	0.94	45	203	.074	6	0.09	1.41
96	Ravell, Aylin	20	46	2.30	21	124	.202	0	0.00	2.40
5	Tremeroli, Amanda	13	5	0.38	4	30	.033	0	0.00	0.42
14	Canedo, Camila	99	2	0.02	2	12	.000	91	0.92	0.24
2	Joesting, Ella	52	0	0.00	0	2	.000	4	0.08	0.06
3	Zhang, Angela	2	0	0.00	0	1	.000	7	3.50	0.00
8	Moliis, Viena	1	0	0.00	0	0	.000	0	0.00	0.00
Total		**99**	**1213**	**12.25**	**536**	**3473**	**.195**	**1121**	**11.32**	**14.93**
Opponents		**99**	**1323**	**13.36**	**511**	**3584**	**.227**	**1223**	**12.35**	**17.29**

Conference

	Attack						Set		
SP	K	K/S	E	TA	PCT	A	A/S	PTS/S
62	168	2.71	59	519	.210	10	0.16	3.13
62	158	2.55	81	452	.170	26	0.42	3.01
60	128	2.13	42	299	.288	3	0.05	2.56
41	117	2.85	51	318	.208	5	0.12	3.01
62	59	0.95	17	147	.286	617	9.95	1.36
37	57	1.54	20	159	.233	2	0.05	1.77
20	41	2.05	18	111	.207	0	0.00	2.20
39	36	0.92	27	118	.076	5	0.13	1.49
9	29	3.22	9	70	.286	0	0.00	3.28
4	2	0.50	4	19	-.105	0	0.00	0.63
62	1	0.02	0	6	.167	63	1.02	0.17
44	0	0.00	0	2	.000	4	0.09	0.07
1	0	0.00	0	1	.000	3	3.00	0.00
0	-	-	-	-	-	-	-	-
62	**796**	**12.84**	**328**	**2221**	**.211**	**738**	**11.90**	**15.40**
62	**806**	**13.00**	**312**	**2321**	**.213**	**743**	**11.98**	**16.87**

	Serve				Dig		Blocking			
Player	SA	SA/S	SE	RE	DIG	DIG/S	BS	BA	TOTAL	B/S
France, Addison	17	0.17	12	0	228	2.33	11	34	45	0.46
Stanojevic, Mina	28	0.28	36	26	319	3.22	6	14	20	0.20
Miller, Reagan	0	0.00	1	1	21	0.23	22	44	66	0.72
Brewer, Seenane	3	0.05	16	18	60	0.97	3	6	9	0.15
Miller, Madeleine	21	0.21	29	1	208	2.10	7	33	40	0.40
Hollister, Campbell	3	0.05	13	1	14	0.24	3	20	23	0.40
Yastrub, Uliana	4	0.10	5	8	56	1.40	2	6	8	0.20
Leonard, Zoe	10	0.16	21	0	43	0.67	4	32	36	0.56
Ravell, Aylin	0	0.00	5	7	9	0.45	0	4	4	0.20
Tremeroli, Amanda	0	0.00	2	0	4	0.31	0	1	1	0.08
Canedo, Camila	21	0.21	22	46	422	4.26	0	1	1	0.01
Joesting, Ella	3	0.06	6	9	81	1.56	0	0	0	0.00
Zhang, Angela	0	0.00	2	0	2	1.00	0	0	0	0.00
Moliis, Viena	0	0.00	0	0	0	0.00	0	0	0	0.00
TEAM	-	-	-	27	-	-	-	-	-	-
Total	**110**	**1.11**	**170**	**144**	**1467**	**14.82**	**58**	**195**	**155.5**	**1.57**
Opponents	**144**	**1.45**	**237**	**110**	**1437**	**14.52**	**96**	**298**	**245.0**	**2.47**

Serve				Dig		Blocking			
SA	SA/S	SE	RE	DIG	DIG/S	BS	BA	TOTAL	B/S
9	0.15	8	0	163	2.63	8	18	26	0.42
20	0.32	18	17	195	3.15	3	11	14	0.23
0	0.00	1	1	18	0.30	13	25	38	0.63
3	0.07	9	10	40	0.98	2	3	5	0.12
9	0.15	16	1	155	2.50	6	21	27	0.44
2	0.05	9	0	12	0.32	1	11	12	0.32
2	0.10	2	3	26	1.30	0	2	2	0.10
8	0.21	12	0	29	0.74	4	20	24	0.62
0	0.00	0	2	4	0.44	0	1	1	0.11
0	0.00	1	0	3	0.75	0	1	1	0.25
9	0.15	16	31	288	4.65	0	1	1	0.02
3	0.07	5	9	77	1.75	0	0	0	0.00
0	0.00	1	0	2	2.00	0	0	0	0.00
0	-	-	-	-	-	-	-	-	-
-	-	-	15	-	-	-	-	-	
65	**1.05**	**98**	**89**	**1012**	**16.32**	**37**	**114**	**94.0**	**1.52**
89	**1.44**	**150**	**65**	**910**	**14.68**	**62**	**178**	**151.0**	**2.44**

MW INDIV. LEADERS

Hitting %(Min. 3.0 TA/set)

	Player	S	K	E	TA	PCT
1.	Chandler, Ally - UCD	109	303	61	603	.401
2.	Oguntimehin, Luvina - UTEP	105	259	80	513	.349
3.	Fiaseu, Grace - USAFA	99	198	48	430	.349
4.	Bellus, Aubrey - GCU	101	169	41	380	.337
5.	Sylvester, Miliana - Hawaii	97	244	69	527	.332
6.	Goodere, Aubrey - GCU	85	138	34	319	.326
7.	Purser, Rachel - Hawaii	96	155	35	378	.317
8.	Miller, Reagan - UNM	92	219	67	484	.314
9.	Ingram, Jada - UNLV	106	186	50	439	.310
10.	Heinz, Rylee - UW	90	174	53	406	.298

Kills

	Player	S	No.	Avg/S
1.	Walker, Alysa - USAFA	82	335	4.09
2.	Williams, Starr - GCU	101	392	3.88
3.	Reid, Cha'lei - Hawaii	63	215	3.41
4.	Latos, Basia - UNLV	106	354	3.34
5.	Harris, Jaida - UNLV	106	345	3.25
6.	Lauterwasser, Paige - UW	108	350	3.24
7.	Thies, Paige - Nevada	102	329	3.23
8.	Ratkai, Panna - Hawaii	96	303	3.16
9.	Umpierre, Isabella - UCD	108	338	3.13
10.	Hibino, Brooke - UCD	105	303	2.89

Assists

	Player	S	No.	Avg/S
1.	Starr, Mia - UCD	109	1094	10.04
2.	Arquette, Adrianna - Hawaii	97	961	9.91
3.	Miller, Madeleine - UNM	99	932	9.41
4.	Dorn, Adriana - Nevada	84	677	8.06
5.	Scroggins, Kamryn - UNLV	95	677	7.13
6.	Quigley, Sara - UW	108	757	7.01
7.	Loyd, Mia - USAFA	99	577	5.83
8.	Kohler, Kalia - UTEP	107	614	5.74
9.	Nunez, Bella - GCU	103	578	5.61
10.	Hall, Fatimah - SJSU	102	510	5.00

Service Aces

	Player	S	No.	Avg/S
1.	Perry, Lauren - UTEP	107	49	0.46
2.	Ratkai, Panna - Hawaii	96	43	0.45
3.	Kosikova, Zuzana - SJSU	90	29	0.32
4.	Chandler, Ally - UCD	109	34	0.31
5.	Pope, Samantha - USAFA	88	27	0.31
6.	Umpierre, Isabella - UCD	108	33	0.31
7.	Thies, Paige - Nevada	102	31	0.30
8.	Carruth, Peyton - UW	97	28	0.29
9.	Dorn, Adriana - Nevada	84	24	0.29
10.	Stanojevic, Mina - UNM	99	28	0.28

Blocks

	Player	S	BS	BA	Total	Avg/S
1.	Sylvester, Miliana - Hawaii	97	26	103	129	1.33
2.	Oguntimehin, Luvina - UTEP	105	16	101	117	1.11
3.	Goodere, Aubrey - GCU	85	6	83	89	1.05
4.	Heinz, Rylee - UW	90	14	80	94	1.04
5.	Chandler, Ally - UCD	109	29	82	111	1.02
6.	Fiaseu, Grace - USAFA	99	33	67	100	1.01
7.	Crowe, Hannah - UTEP	97	10	87	97	1.00
8.	Deen-Jackson, Rheanna - UNLV	105	11	89	100	0.95
9.	Bellus, Aubrey - GCU	101	7	87	94	0.93
10.	Ingram, Jada - UNLV	106	12	80	92	0.87

Digs

	Player	S	No.	Avg/S
1.	Canedo, Camila - UNM	99	422	4.26
2.	Leyva, Victoria - Hawaii	97	398	4.10
3.	Vogel, Ella - USAFA	96	381	3.97
4.	Cordero Barr, Ximena - UCD	105	412	3.92
5.	King, Caleigh - UNLV	94	336	3.57
6.	Navarro, Masyn - Nevada	102	354	3.47
7.	Stanojevic, Mina - UNM	99	319	3.22
8.	Pichon, Lily-Rose - UTEP	93	286	3.08
9.	Walker, Alysa - USAFA	82	252	3.07
10.	Drore, Orian - SJSU	94	264	2.81

Points

	Player	S	K	SA	BS	BA	PTS	Avg/S
1.	Walker, Alysa - USAFA	82	335	9	4	21	358.5	4.37
2.	Williams, Starr - GCU	101	392	11	6	34	426.0	4.22
3.	Harris, Jaida - UNLV	106	345	28	7	51	405.5	3.83
4.	Ratkai, Panna - Hawaii	96	303	43	7	26	366.0	3.81
5.	Latos, Basia - UNLV	106	354	16	11	37	399.5	3.77
6.	Chandler, Ally - UCD	109	303	34	29	82	407.0	3.73
7.	Umpierre, Isabella - UCD	108	338	33	4	42	396.0	3.67
	Thies, Paige - Nevada	102	329	31	4	20	374.0	3.67
9.	Reid, Cha'lei - Hawaii	63	215	2	3	19	229.5	3.64
10.	Lauterwasser, Paige - UW	108	350	16	7	21	383.5	3.55

Team Identification

Team	Team ID
Air Force	USAFA
Grand Canyon	GCU
Hawaii	Hawaii
Nevada	Nevada
New Mexico	UNM
San Jose St.	SJSU
UNLV	UNLV
UTEP	UTEP
UC Davis	UCD
Wyoming	UW

MW TEAM LEADERS

	Hitting Percentage	S	K	E	TA	Pct.
1.	Grand Canyon	103	1321	441	3481	.253
2.	Hawaii	97	1308	480	3505	.236
3.	UTEP	107	1375	544	3669	.226
4.	Wyoming	108	1380	562	3834	.213
5.	UNLV	106	1345	553	3802	.208
6.	UC Davis	109	1416	624	3854	.206
7.	San Jose St.	102	1205	530	3340	.202
8.	Air Force	99	1230	483	3798	.197
9.	New Mexico	99	1213	536	3473	.195
10.	Nevada	102	1188	540	3469	.187

	Opponent Hitting Pct.	S	K	E	TA	Pct.
1.	Hawaii	97	1018	555	3329	.139
2.	UC Davis	109	1260	527	3697	.198
3.	UTEP	107	1325	600	3638	.199
4.	Grand Canyon	103	1285	553	3600	.203
5.	UNLV	106	1371	573	3878	.206
6.	New Mexico	99	1323	511	3584	.227
7.	Wyoming	108	1410	562	3738	.227
8.	Air Force	99	1464	562	3915	.230
9.	San Jose St.	102	1333	467	3377	.256
10.	Nevada	102	1349	469	3347	.263

	Assists	S	No.	Avg/S
1.	Hawaii	97	1180	12.16
2.	UC Davis	109	1298	11.91
3.	UTEP	107	1264	11.81
4.	Wyoming	108	1275	11.81
5.	Grand Canyon	103	1211	11.76
6.	Air Force	99	1132	11.43
7.	New Mexico	99	1121	11.32
8.	UNLV	106	1198	11.30
9.	San Jose St.	102	1128	11.06
10.	Nevada	102	1087	10.66

	Kills	S	No.	Avg/S
1.	Hawaii	97	1308	13.48
2.	UC Davis	109	1416	12.99
3.	UTEP	107	1375	12.85
4.	Grand Canyon	103	1321	12.83
5.	Wyoming	108	1380	12.78
6.	UNLV	106	1345	12.69
7.	Air Force	99	1230	12.42
8.	New Mexico	99	1213	12.25
9.	San Jose St.	102	1205	11.81
10.	Nevada	102	1188	11.65

	Blocks	S	BS	BA	Total	Avg/S
1.	UTEP	107	70	398	269	2.51
2.	Hawaii	97	62	347	235.5	2.43
3.	Grand Canyon	103	38	370	223	2.17
4.	UC Davis	109	76	310	231	2.12
5.	UNLV	106	51	345	223.5	2.11
6.	Air Force	99	69	278	208	2.10
7.	San Jose St.	102	87	238	206	2.02
8.	Wyoming	108	57	315	214.5	1.99
9.	New Mexico	99	58	195	155.5	1.57
10.	Nevada	102	50	218	159	1.56

	Service Aces	S	No.	Avg/S
1.	Hawaii	97	144	1.48
2.	UTEP	107	154	1.44
3.	UC Davis	109	154	1.41
4.	San Jose St.	102	137	1.34
5.	Wyoming	108	144	1.33
6.	Nevada	102	135	1.32
7.	UNLV	106	130	1.23
8.	Grand Canyon	103	126	1.22
9.	Air Force	99	110	1.11
	New Mexico	99	110	1.11

	Digs	S	No.	Avg/S
1.	Air Force	99	1553	15.69
2.	Hawaii	97	1473	15.19
3.	New Mexico	99	1467	14.82
4.	UNLV	106	1541	14.54
5.	UC Davis	109	1576	14.46
6.	Grand Canyon	103	1471	14.28
7.	Wyoming	108	1472	13.63
8.	UTEP	107	1436	13.42
9.	San Jose St.	102	1308	12.82
10.	Nevada	102	1304	12.78

Team Identification

Team	Team ID
Air Force	USAFA
Grand Canyon	GCU
Hawaii	Hawaii
Nevada	Nevada
New Mexico	UNM
San Jose St.	SJSU
UC Davis	UCD
UNLV	UNLV
UTEP	UTEP
Wyoming	UW

UNM LEADERS

Attack (by PCT)

#	Player	S	K	K/S	E	TA	PCT
1	Miller, Reagan	92	219	2.38	67	484	.314
16	Miller, Madeleine	99	93	0.94	25	228	.298
4	Hollister, Campbell	58	79	1.36	31	215	.223
96	Ravell, Aylin	20	46	2.30	21	124	.202
12	Brewer, Seenane	62	123	1.98	58	350	.186
15	France, Addison	98	261	2.66	112	863	.173
9	Stanojevic, Mina	99	259	2.62	131	768	.167
7	Yastrub, Uliana	40	66	1.65	40	193	.135
13	Leonard, Zoe	64	60	0.94	45	203	.074
5	Tremeroli, Amanda	13	5	0.38	4	30	.033
2	Joesting, Ella	52	0	0.00	0	2	.000
14	Canedo, Camila	99	2	0.02	2	12	.000
3	Zhang, Angela	2	0	0.00	0	1	.000
8	Moliis, Viena	1	0	0.00	0	0	.000

Kill (by K)

#	Player	S	K	K/S
15	France, Addison	98	261	2.66
9	Stanojevic, Mina	99	259	2.62
1	Miller, Reagan	92	219	2.38
12	Brewer, Seenane	62	123	1.98
16	Miller, Madeleine	99	93	0.94
4	Hollister, Campbell	58	79	1.36
7	Yastrub, Uliana	40	66	1.65
13	Leonard, Zoe	64	60	0.94
96	Ravell, Aylin	20	46	2.30
5	Tremeroli, Amanda	13	5	0.38
14	Canedo, Camila	99	2	0.02
2	Joesting, Ella	52	0	0.00
3	Zhang, Angela	2	0	0.00
8	Moliis, Viena	1	0	0.00

Set (by A/S)

#	Player	S	A	A/S	TA	PCT
16	Miller, Madeleine	99	932	9.41	2691	.343
3	Zhang, Angela	2	7	3.50	25	.280
14	Canedo, Camila	99	91	0.92	320	.272
9	Stanojevic, Mina	99	41	0.41	120	.333
12	Brewer, Seenane	62	11	0.18	34	.294
7	Yastrub, Uliana	40	7	0.18	37	.189
15	France, Addison	98	14	0.14	73	.192
13	Leonard, Zoe	64	6	0.09	25	.160
2	Joesting, Ella	52	4	0.08	42	.095
1	Miller, Reagan	92	5	0.05	23	.087
4	Hollister, Campbell	58	3	0.05	22	.000
96	Ravell, Aylin	20	0	0.00	13	.000
5	Tremeroli, Amanda	13	0	0.00	2	.000
8	Moliis, Viena	1	0	0.00	1	.000

Serve (by SA/S)

#	Player	S	SA	SE	SA/S	TA	PCT
9	Stanojevic, Mina	99	28	36	0.28	393	.908
16	Miller, Madeleine	99	21	29	0.21	394	.926
14	Canedo, Camila	99	21	22	0.21	360	.939
15	France, Addison	98	17	12	0.17	336	.964
13	Leonard, Zoe	64	10	21	0.16	199	.894
7	Yastrub, Uliana	40	4	5	0.10	88	.943
2	Joesting, Ella	52	3	6	0.06	48	.875
4	Hollister, Campbell	58	3	13	0.05	113	.885
12	Brewer, Seenane	62	3	16	0.05	150	.893
3	Zhang, Angela	2	0	2	0.00	4	.500
1	Miller, Reagan	92	0	1	0.00	1	.000
96	Ravell, Aylin	20	0	5	0.00	16	.688
5	Tremeroli, Amanda	13	0	2	0.00	13	.846
8	Moliis, Viena	1	0	0	0.00	0	.000

UNM LEADERS

Block (by BLK/S)

#	Player	S	BS	BA	TOTAL	BLK/S
1	Miller, Reagan	92	22	44	66.0	0.72
13	Leonard, Zoe	64	4	32	36.0	0.56
15	France, Addison	98	11	34	45.0	0.46
16	Miller, Madeleine	99	7	33	40.0	0.40
4	Hollister, Campbell	58	3	20	23.0	0.40
9	Stanojevic, Mina	99	6	14	20.0	0.20
7	Yastrub, Uliana	40	2	6	8.0	0.20
96	Ravell, Aylin	20	0	4	4.0	0.20
12	Brewer, Seenane	62	3	6	9.0	0.15
5	Tremeroli, Amanda	13	0	1	1.0	0.08
14	Canedo, Camila	99	0	1	1.0	0.01
2	Joesting, Ella	52	0	0	0.0	0.00
3	Zhang, Angela	2	0	0	0.0	0.00
8	Moliis, Viena	1	0	0	0.0	0.00

Defense (by DIG/S)

#	Player	S	DIG	DIG/S	BHE
14	Canedo, Camila	99	422	4.26	0
9	Stanojevic, Mina	99	319	3.22	0
15	France, Addison	98	228	2.33	0
16	Miller, Madeleine	99	208	2.10	1
2	Joesting, Ella	52	81	1.56	0
7	Yastrub, Uliana	40	56	1.40	0
3	Zhang, Angela	2	2	1.00	0
12	Brewer, Seenane	62	60	0.97	0
13	Leonard, Zoe	64	43	0.67	0
96	Ravell, Aylin	20	9	0.45	0
5	Tremeroli, Amanda	13	4	0.31	0
4	Hollister, Campbell	58	14	0.24	0
1	Miller, Reagan	92	21	0.23	0
8	Moliis, Viena	1	0	0.00	0

Points (by POINTS/S)

#	Player	S	POINTS	POINTS/S
15	France, Addison	98	306.0	3.12
9	Stanojevic, Mina	99	300.0	3.03
1	Miller, Reagan	92	263.0	2.86
96	Ravell, Aylin	20	48.0	2.40
12	Brewer, Seenane	62	132.0	2.13
7	Yastrub, Uliana	40	75.0	1.88
4	Hollister, Campbell	58	95.0	1.64
13	Leonard, Zoe	64	90.0	1.41
16	Miller, Madeleine	99	137.5	1.39
5	Tremeroli, Amanda	13	5.5	0.42
14	Canedo, Camila	99	23.5	0.24
2	Joesting, Ella	52	3.0	0.06
3	Zhang, Angela	2	0.0	0.00
8	Moliis, Viena	1	0.0	0.00

Receptions (by PCT)

#	Player	S	RE	RE/S	TA	PCT
15	France, Addison	98	0	0.00	7	1.000
13	Leonard, Zoe	64	0	0.00	7	1.000
5	Tremeroli, Amanda	13	0	0.00	4	1.000
9	Stanojevic, Mina	99	26	0.26	578	.955
7	Yastrub, Uliana	40	8	0.20	176	.955
2	Joesting, Ella	52	9	0.17	179	.950
12	Brewer, Seenane	62	18	0.29	254	.929
96	Ravell, Aylin	20	7	0.35	93	.925
14	Canedo, Camila	99	46	0.46	600	.923
1	Miller, Reagan	92	1	0.01	9	.889
4	Hollister, Campbell	58	1	0.02	8	.875
16	Miller, Madeleine	99	1	0.01	6	.833
3	Zhang, Angela	2	0	0.00	0	.000
8	Moliis, Viena	1	0	0.00	0	.000
TM	TEAM	-	27	0.27	-	-

MATCH IND. HIGHS

Team Individual Game Highs

ATTACK PERCENT (K-E-TA) minimum 12 kills	.682	(15 - 0 - 22)		Miller, Reagan vs Northern Colo. (N) (09/04/2026)
	.650	(15 - 2 - 20)		Miller, Reagan vs New Mexico St. (09/07/2026)
	.500	(16 - 3 - 26)		Stanojevic, Mina vs New Mexico St. (09/07/2026)
	.417	(14 - 4 - 24)		Miller, Reagan vs San Jose St. (10/25/2026)
	.400	(14 - 4 - 25)		Miller, Reagan at Colorado (09/05/2026)
	.344	(17 - 6 - 32)		Brewer, Seenane vs San Jose St. (10/23/2026)
	.324	(16 - 5 - 34)		Stanojevic, Mina at Colorado (09/05/2026)
	.323	(14 - 4 - 31)		France, Addison vs San Jose St. (10/25/2026)
	.323	(13 - 3 - 31)		Miller, Reagan vs Fresno St. (N) (09/18/2026)
	.294	(14 - 4 - 34)		France, Addison vs Nevada (10/04/2026)
KILLS (K-E-TA)	19	(19 - 8 - 50)	5s	Stanojevic, Mina at UC Davis (10/08/2026)
	17	(17 - 6 - 32)	4s	Brewer, Seenane vs San Jose St. (10/23/2026)
	16	(16 - 4 - 46)	4s	France, Addison vs Northern Colo. (N) (09/04/2026)
	16	(16 - 9 - 50)	4s	Stanojevic, Mina vs Tulsa (N) (08/30/2026)
	16	(16 - 3 - 26)	4s	Stanojevic, Mina vs New Mexico St. (09/07/2026)
	16	(16 - 5 - 34)	5s	Stanojevic, Mina at Colorado (09/05/2026)
	16	(16 - 6 - 39)	5s	Yastrub, Uliana at UC Davis (10/08/2026)
	15	(15 - 4 - 44)	4s	France, Addison vs Fresno St. (N) (09/18/2026)
	15	(15 - 6 - 35)	4s	France, Addison vs San Jose St. (10/23/2026)
	15	(15 - 0 - 22)	4s	Miller, Reagan vs Northern Colo. (N) (09/04/2026)
	15	(15 - 2 - 20)	4s	Miller, Reagan vs New Mexico St. (09/07/2026)
	15	(15 - 8 - 34)	4s	Stanojevic, Mina vs UTEP (10/17/2026)
KILLS 3-SETS (K-E-TA)	12	(12 - 4 - 29)		Stanojevic, Mina at Hawaii (09/26/2026)
	11	(11 - 1 - 19)		France, Addison vs Nevada (10/02/2026)
	10	(10 - 3 - 34)		France, Addison at Saint Mary's (CA) (09/17/2026)
	10	(10 - 6 - 32)		France, Addison vs Baylor (N) (09/12/2026)
	10	(10 - 5 - 21)		Miller, Reagan at Saint Mary's (CA) (09/17/2026)
	10	(10 - 3 - 23)		Miller, Reagan at Hawaii (09/25/2026)
KILLS 4-SETS (K-E-TA)	17	(17 - 6 - 32)		Brewer, Seenane vs San Jose St. (10/23/2026)
	16	(16 - 4 - 46)		France, Addison vs Northern Colo. (N) (09/04/2026)
	16	(16 - 9 - 50)		Stanojevic, Mina vs Tulsa (N) (08/30/2026)
	16	(16 - 3 - 26)		Stanojevic, Mina vs New Mexico St. (09/07/2026)
	15	(15 - 4 - 44)		France, Addison vs Fresno St. (N) (09/18/2026)
	15	(15 - 6 - 35)		France, Addison vs San Jose St. (10/23/2026)
	15	(15 - 0 - 22)		Miller, Reagan vs Northern Colo. (N) (09/04/2026)
	15	(15 - 2 - 20)		Miller, Reagan vs New Mexico St. (09/07/2026)
	15	(15 - 8 - 34)		Stanojevic, Mina vs UTEP (10/17/2026)
KILLS 5-SETS (K-E-TA)	19	(19 - 8 - 50)		Stanojevic, Mina at UC Davis (10/08/2026)
	16	(16 - 5 - 34)		Stanojevic, Mina at Colorado (09/05/2026)
	16	(16 - 6 - 39)		Yastrub, Uliana at UC Davis (10/08/2026)
	14	(14 - 4 - 25)		Miller, Reagan at Colorado (09/05/2026)
	13	(13 - 7 - 40)		France, Addison at UC Davis (10/08/2026)
TOTAL ATTEMPTS (K-E-TA)	50	(16 - 9 - 50)	4s	Stanojevic, Mina vs Tulsa (N) (08/30/2026)
	50	(19 - 8 - 50)	5s	Stanojevic, Mina at UC Davis (10/08/2026)
	47	(12 - 5 - 47)	5s	France, Addison at Colorado (09/05/2026)
	46	(16 - 4 - 46)	4s	France, Addison vs Northern Colo. (N) (09/04/2026)
	44	(15 - 4 - 44)	4s	France, Addison vs Fresno St. (N) (09/18/2026)
	43	(10 - 11 - 43)	4s	France, Addison vs Tulsa (N) (08/30/2026)
	42	(14 - 3 - 42)	4s	Stanojevic, Mina at UC Davis (10/10/2026)
	40	(13 - 7 - 40)	5s	France, Addison at UC Davis (10/08/2026)
	39	(16 - 6 - 39)	5s	Yastrub, Uliana at UC Davis (10/08/2026)
	35	(9 - 3 - 35)	4s	Brewer, Seenane vs UTEP (10/17/2026)
	35	(15 - 6 - 35)	4s	France, Addison vs San Jose St. (10/23/2026)
	35	(11 - 6 - 35)	4s	Stanojevic, Mina vs California Baptist (08/28/2026)

MATCH IND. HIGHS

Team Individual Game Highs

TOTAL ATTEMPTS 3-SETS (K-E-TA)	34	(10 - 3 - 34)		France, Addison at Saint Mary's (CA) (09/17/2026)
	33	(8 - 6 - 33)		Stanojevic, Mina at Nebraska (09/10/2026)
	32	(10 - 6 - 32)		France, Addison vs Baylor (N) (09/12/2026)
	29	(9 - 3 - 29)		France, Addison at UTEP (10/15/2026)
	29	(6 - 6 - 29)		Stanojevic, Mina vs Baylor (N) (09/12/2026)
	29	(12 - 4 - 29)		Stanojevic, Mina at Hawaii (09/26/2026)
TOTAL ATTEMPTS 4-SETS (K-E-TA)	50	(16 - 9 - 50)		Stanojevic, Mina vs Tulsa (N) (08/30/2026)
	46	(16 - 4 - 46)		France, Addison vs Northern Colo. (N) (09/04/2026)
	44	(15 - 4 - 44)		France, Addison vs Fresno St. (N) (09/18/2026)
	43	(10 - 11 - 43)		France, Addison vs Tulsa (N) (08/30/2026)
	42	(14 - 3 - 42)		Stanojevic, Mina at UC Davis (10/10/2026)
TOTAL ATTEMPTS 5-SETS (K-E-TA)	50	(19 - 8 - 50)		Stanojevic, Mina at UC Davis (10/08/2026)
	47	(12 - 5 - 47)		France, Addison at Colorado (09/05/2026)
	40	(13 - 7 - 40)		France, Addison at UC Davis (10/08/2026)
	39	(16 - 6 - 39)		Yastrub, Uliana at UC Davis (10/08/2026)
	34	(16 - 5 - 34)		Stanojevic, Mina at Colorado (09/05/2026)
POINTS (K-A-B)	22.0	(16 - 2 - 4.0)	4s	France, Addison vs Northern Colo. (N) (09/04/2026)
	20.0	(15 - 4 - 1.0)	4s	France, Addison vs San Jose St. (10/23/2026)
	20.0	(19 - 0 - 1.0)	5s	Stanojevic, Mina at UC Davis (10/08/2026)
	19.5	(16 - 2 - 1.5)	5s	Stanojevic, Mina at Colorado (09/05/2026)
	18.5	(13 - 0 - 5.5)	4s	Miller, Reagan vs Fresno St. (N) (09/18/2026)
	18.5	(15 - 0 - 3.5)	4s	Miller, Reagan vs Northern Colo. (N) (09/04/2026)
POINTS 3-SET (K-A-B)	15.5	(12 - 2 - 1.5)		Stanojevic, Mina at Hawaii (09/26/2026)
	12.5	(10 - 0 - 2.5)		Miller, Reagan at Saint Mary's (CA) (09/17/2026)
	12.0	(10 - 0 - 2.0)		France, Addison at Saint Mary's (CA) (09/17/2026)
	12.0	(10 - 0 - 2.0)		Miller, Reagan at Hawaii (09/25/2026)
	11.5	(10 - 1 - 0.5)		France, Addison vs Baylor (N) (09/12/2026)
POINTS 4-SETS (K-A-B)	22.0	(16 - 2 - 4.0)		France, Addison vs Northern Colo. (N) (09/04/2026)
	20.0	(15 - 4 - 1.0)		France, Addison vs San Jose St. (10/23/2026)
	18.5	(13 - 0 - 5.5)		Miller, Reagan vs Fresno St. (N) (09/18/2026)
	18.5	(15 - 0 - 3.5)		Miller, Reagan vs Northern Colo. (N) (09/04/2026)
	18.0	(17 - 1 - 0.0)		Brewer, Seenane vs San Jose St. (10/23/2026)
POINTS 5-SETS (K-A-B)	20.0	(19 - 0 - 1.0)		Stanojevic, Mina at UC Davis (10/08/2026)
	19.5	(16 - 2 - 1.5)		Stanojevic, Mina at Colorado (09/05/2026)
	16.0	(13 - 1 - 2.0)		France, Addison at UC Davis (10/08/2026)
	16.0	(16 - 0 - 0.0)		Yastrub, Uliana at UC Davis (10/08/2026)
	15.5	(14 - 0 - 1.5)		Miller, Reagan at Colorado (09/05/2026)
ASSISTS	55		4s	Miller, Madeleine vs San Jose St. (10/25/2026)
	50		5s	Miller, Madeleine at UC Davis (10/08/2026)
	47		4s	Miller, Madeleine vs San Jose St. (10/23/2026)
	46		4s	Miller, Madeleine vs Nevada (10/04/2026)
	43		4s	Miller, Madeleine vs New Mexico St. (09/07/2026)
	43		5s	Miller, Madeleine at Colorado (09/05/2026)
ASSISTS 3-SETS	36			Miller, Madeleine vs Nevada (10/02/2026)
	27			Miller, Madeleine vs Baylor (N) (09/12/2026)
	27			Miller, Madeleine at Hawaii (09/26/2026)
	22			Miller, Madeleine at Saint Mary's (CA) (09/17/2026)
	21			Miller, Madeleine at UTEP (10/15/2026)
	21			Miller, Madeleine vs Georgia Tech (N) (09/11/2026)
ASSISTS 4-SETS	55			Miller, Madeleine vs San Jose St. (10/25/2026)
	47			Miller, Madeleine vs San Jose St. (10/23/2026)
	46			Miller, Madeleine vs Nevada (10/04/2026)
	43			Miller, Madeleine vs New Mexico St. (09/07/2026)
	41			Miller, Madeleine vs Fresno St. (N) (09/18/2026)
	41			Miller, Madeleine vs Northern Colo. (N) (09/04/2026)

MATCH IND. HIGHS

Team Individual Game Highs

ASSISTS 5-SETS	50			Miller, Madeleine at UC Davis (10/08/2026)
	43			Miller, Madeleine at Colorado (09/05/2026)
	6			Canedo, Camila at Colorado (09/05/2026)
	5			Canedo, Camila at UC Davis (10/08/2026)
	1			Miller, Reagan at UC Davis (10/08/2026)
	1			Stanojevic, Mina at UC Davis (10/08/2026)
	1			Stanojevic, Mina at Colorado (09/05/2026)
	1			Yastrub, Uliana at Colorado (09/05/2026)
DIGS	27		5s	Canedo, Camila at UC Davis (10/08/2026)
	24		4s	Canedo, Camila vs San Jose St. (10/25/2026)
	22		5s	France, Addison at UC Davis (10/08/2026)
	21		4s	Canedo, Camila vs Northern Colo. (N) (09/04/2026)
	21		4s	Canedo, Camila vs San Jose St. (10/23/2026)
	21		4s	Stanojevic, Mina vs Tulsa (N) (08/30/2026)
DIGS 3-SETS	20			Canedo, Camila vs Baylor (N) (09/12/2026)
	20			Canedo, Camila at Hawaii (09/25/2026)
	14			Canedo, Camila at Hawaii (09/26/2026)
	13			Canedo, Camila at Saint Mary's (CA) (09/17/2026)
	12			Canedo, Camila at UTEP (10/15/2026)
DIGS 4-SETS	24			Canedo, Camila vs San Jose St. (10/25/2026)
	21			Canedo, Camila vs Northern Colo. (N) (09/04/2026)
	21			Canedo, Camila vs San Jose St. (10/23/2026)
	21			Stanojevic, Mina vs Tulsa (N) (08/30/2026)
	20			Stanojevic, Mina vs Northern Colo. (N) (09/04/2026)
DIGS 5-SETS	27			Canedo, Camila at UC Davis (10/08/2026)
	22			France, Addison at UC Davis (10/08/2026)
	18			Stanojevic, Mina at UC Davis (10/08/2026)
	12			Stanojevic, Mina at Colorado (09/05/2026)
	9			Canedo, Camila at Colorado (09/05/2026)
ACES	4			France, Addison vs San Jose St. (10/23/2026)
	3			Canedo, Camila vs Northern Colo. (N) (09/04/2026)
	3			Miller, Madeleine vs New Mexico St. (09/07/2026)
	2			Canedo, Camila at Colorado (09/05/2026)
	2			Canedo, Camila vs New Mexico St. (09/07/2026)
	2			Canedo, Camila vs Fresno St. (N) (09/18/2026)
	2			Canedo, Camila at UC Davis (10/10/2026)
	2			France, Addison vs Northern Colo. (N) (09/04/2026)
	2			France, Addison vs California Baptist (08/28/2026)
	2			Hollister, Campbell vs Nevada (10/04/2026)
	2			Leonard, Zoe vs San Jose St. (10/23/2026)
	2			Miller, Madeleine vs Nevada (10/04/2026)
	2			Miller, Madeleine vs Georgia Tech (N) (09/11/2026)
	2			Miller, Madeleine at Colorado (09/05/2026)
	2			Stanojevic, Mina at UC Davis (10/10/2026)
	2			Stanojevic, Mina vs Nevada (10/04/2026)
	2			Stanojevic, Mina vs UTEP (10/17/2026)
	2			Stanojevic, Mina at Colorado (09/05/2026)
	2			Stanojevic, Mina at Hawaii (09/26/2026)
	2			Stanojevic, Mina vs Fresno St. (N) (09/18/2026)
	2			Yastrub, Uliana at UC Davis (10/10/2026)

MATCH IND. HIGHS

Team Individual Game Highs

BLOCKS (BS-BA)	7.0	(2 - 5)	Hollister, Campbell vs Tulsa (N) (08/30/2026)
	6.0	(2 - 4)	France, Addison vs Northern Colo. (N) (09/04/2026)
	6.0	(5 - 1)	Miller, Reagan vs Fresno St. (N) (09/18/2026)
	6.0	(1 - 5)	Miller, Reagan vs Northern Colo. (N) (09/04/2026)
	5.0	(2 - 3)	France, Addison at UC Davis (10/10/2026)
	4.0	(0 - 4)	Leonard, Zoe at Colorado (09/05/2026)
	4.0	(1 - 3)	Miller, Reagan vs Baylor (N) (09/12/2026)
	4.0	(4 - 0)	Miller, Reagan at UC Davis (10/08/2026)
	3.0	(1 - 2)	France, Addison at Saint Mary's (CA) (09/17/2026)
	3.0	(0 - 3)	France, Addison vs New Mexico St. (09/07/2026)
	3.0	(0 - 3)	France, Addison vs UTEP (10/17/2026)
	3.0	(0 - 3)	France, Addison vs Tulsa (N) (08/30/2026)
	3.0	(0 - 3)	Hollister, Campbell vs Nevada (10/04/2026)
	3.0	(0 - 3)	Leonard, Zoe vs Northern Colo. (N) (09/04/2026)
	3.0	(0 - 3)	Leonard, Zoe vs UTEP (10/17/2026)
	3.0	(1 - 2)	Leonard, Zoe at UC Davis (10/10/2026)
	3.0	(1 - 2)	Miller, Madeleine vs San Jose St. (10/23/2026)
	3.0	(1 - 2)	Miller, Reagan vs San Jose St. (10/25/2026)
	3.0	(1 - 2)	Miller, Reagan at UC Davis (10/10/2026)
	3.0	(0 - 3)	Miller, Reagan at Colorado (09/05/2026)
	3.0	(2 - 1)	Miller, Reagan at Saint Mary's (CA) (09/17/2026)
	3.0	(1 - 2)	Miller, Reagan at Hawaii (09/25/2026)
	3.0	(1 - 2)	Yastrub, Uliana vs Northern Colo. (N) (09/04/2026)

MATCH TEAM HIGHS

Team Game Highs

ATTACK PERCENT (K-E-TA)	.455	(49 - 9 - 88)		vs Nevada (10/02/2026)
	.336	(59 - 19 - 119)		vs New Mexico St. (09/07/2026)
	.336	(63 - 17 - 137)		vs San Jose St. (10/25/2026)
	.293	(48 - 12 - 123)		at UC Davis (10/10/2026)
	.284	(58 - 20 - 134)		vs Nevada (10/04/2026)
	.268	(54 - 17 - 138)		vs UTEP (10/17/2026)
	.252	(53 - 16 - 147)		vs Northern Colo. (N) (09/04/2026)
	.213	(55 - 23 - 150)		at Colorado (09/05/2026)
	.213	(59 - 29 - 141)		vs San Jose St. (10/23/2026)
	.200	(55 - 24 - 155)		vs Fresno St. (N) (09/18/2026)
KILLS (K-E-TA)	63	(63 - 17 - 137)	4s	vs San Jose St. (10/25/2026)
	61	(61 - 27 - 171)	5s	at UC Davis (10/08/2026)
	59	(59 - 19 - 119)	4s	vs New Mexico St. (09/07/2026)
	59	(59 - 29 - 141)	4s	vs San Jose St. (10/23/2026)
	58	(58 - 20 - 134)	4s	vs Nevada (10/04/2026)
	55	(55 - 23 - 150)	5s	at Colorado (09/05/2026)
	55	(55 - 24 - 155)	4s	vs Fresno St. (N) (09/18/2026)
	54	(54 - 17 - 138)	4s	vs UTEP (10/17/2026)
	53	(53 - 16 - 147)	4s	vs Northern Colo. (N) (09/04/2026)
	49	(49 - 9 - 88)	3s	vs Nevada (10/02/2026)
KILLS 3-SETS (K-E-TA)	49	(49 - 9 - 88)		vs Nevada (10/02/2026)
	33	(33 - 20 - 119)		vs Baylor (N) (09/12/2026)
	31	(31 - 18 - 105)		at Saint Mary's (CA) (09/17/2026)
	29	(29 - 17 - 110)		at Hawaii (09/26/2026)
	28	(28 - 14 - 106)		at Hawaii (09/25/2026)
KILLS 4-SETS (K-E-TA)	63	(63 - 17 - 137)		vs San Jose St. (10/25/2026)
	59	(59 - 19 - 119)		vs New Mexico St. (09/07/2026)
	59	(59 - 29 - 141)		vs San Jose St. (10/23/2026)
	58	(58 - 20 - 134)		vs Nevada (10/04/2026)
	55	(55 - 24 - 155)		vs Fresno St. (N) (09/18/2026)
KILLS 5-SETS (K-E-TA)	61	(61 - 27 - 171)		at UC Davis (10/08/2026)
	55	(55 - 23 - 150)		at Colorado (09/05/2026)
TOTAL ATTEMPTS (K-E-TA)	171	(61 - 27 - 171)	5s	at UC Davis (10/08/2026)
	155	(55 - 24 - 155)	4s	vs Fresno St. (N) (09/18/2026)
	150	(55 - 23 - 150)	5s	at Colorado (09/05/2026)
	147	(53 - 16 - 147)	4s	vs Northern Colo. (N) (09/04/2026)
	143	(44 - 32 - 143)	4s	vs California Baptist (08/28/2026)
	142	(44 - 29 - 142)	4s	vs Tulsa (N) (08/30/2026)
	141	(59 - 29 - 141)	4s	vs San Jose St. (10/23/2026)
	138	(54 - 17 - 138)	4s	vs UTEP (10/17/2026)
	137	(63 - 17 - 137)	4s	vs San Jose St. (10/25/2026)
	134	(58 - 20 - 134)	4s	vs Nevada (10/04/2026)
TOTAL ATTEMPTS 3-SETS (K-E-TA)	119	(33 - 20 - 119)		vs Baylor (N) (09/12/2026)
	110	(29 - 17 - 110)		at Hawaii (09/26/2026)
	108	(27 - 20 - 108)		at UTEP (10/15/2026)
	106	(28 - 14 - 106)		at Hawaii (09/25/2026)
	105	(31 - 18 - 105)		at Saint Mary's (CA) (09/17/2026)
TOTAL ATTEMPTS 4-SETS (K-E-TA)	155	(55 - 24 - 155)		vs Fresno St. (N) (09/18/2026)
	147	(53 - 16 - 147)		vs Northern Colo. (N) (09/04/2026)
	143	(44 - 32 - 143)		vs California Baptist (08/28/2026)
	142	(44 - 29 - 142)		vs Tulsa (N) (08/30/2026)
	141	(59 - 29 - 141)		vs San Jose St. (10/23/2026)
TOTAL ATTEMPTS 5-SETS (K-E-TA)	171	(61 - 27 - 171)		at UC Davis (10/08/2026)
	150	(55 - 23 - 150)		at Colorado (09/05/2026)

MATCH TEAM HIGHS

Team Game Highs

ASSISTS	61		4s	vs San Jose St. (10/25/2026)
	58		5s	at UC Davis (10/08/2026)
	56		4s	vs San Jose St. (10/23/2026)
	53		4s	vs Nevada (10/04/2026)
	52		4s	vs Fresno St. (N) (09/18/2026)
ASSISTS 3-SETS	48			vs Nevada (10/02/2026)
	30			vs Baylor (N) (09/12/2026)
	30			at Saint Mary's (CA) (09/17/2026)
	27			at Hawaii (09/26/2026)
	26			at Hawaii (09/25/2026)
ASSISTS 4-SETS	61			vs San Jose St. (10/25/2026)
	56			vs San Jose St. (10/23/2026)
	53			vs Nevada (10/04/2026)
	52			vs Fresno St. (N) (09/18/2026)
	51			vs New Mexico St. (09/07/2026)
	51			vs UTEP (10/17/2026)
ASSISTS 5-SETS	58			at UC Davis (10/08/2026)
	51			at Colorado (09/05/2026)
DIGS	86		5s	at UC Davis (10/08/2026)
	67		4s	vs Northern Colo. (N) (09/04/2026)
	65		4s	vs San Jose St. (10/25/2026)
	64		4s	vs San Jose St. (10/23/2026)
	63		4s	vs Tulsa (N) (08/30/2026)
DIGS 3-SETS	53			at Hawaii (09/26/2026)
	51			at UTEP (10/15/2026)
	47			vs Baylor (N) (09/12/2026)
	47			at Hawaii (09/25/2026)
	42			vs Nevada (10/02/2026)
DIGS 4-SETS	67			vs Northern Colo. (N) (09/04/2026)
	65			vs San Jose St. (10/25/2026)
	64			vs San Jose St. (10/23/2026)
	63			vs Tulsa (N) (08/30/2026)
	59			at UC Davis (10/10/2026)
DIGS 5-SETS	86			at UC Davis (10/08/2026)
	43			at Colorado (09/05/2026)
ACES	9			at UC Davis (10/10/2026)
	8			vs Fresno St. (N) (09/18/2026)
	8			vs San Jose St. (10/23/2026)
	7			vs Northern Colo. (N) (09/04/2026)
	7			at Colorado (09/05/2026)
	7			vs New Mexico St. (09/07/2026)
	7			vs Nevada (10/04/2026)
BLOCKS (BS-BA)	14.0	(5 - 18)		vs Northern Colo. (N) (09/04/2026)
	10.0	(10 - 0)		at UC Davis (10/08/2026)
	8.5	(2 - 13)		vs Tulsa (N) (08/30/2026)
	8.0	(1 - 14)		at Colorado (09/05/2026)
	8.0	(7 - 2)		vs Fresno St. (N) (09/18/2026)
	8.0	(4 - 8)		at UC Davis (10/10/2026)
	6.0	(4 - 4)		at Saint Mary's (CA) (09/17/2026)
	6.0	(2 - 8)		vs Nevada (10/04/2026)
	6.0	(2 - 8)		vs UTEP (10/17/2026)
	6.0	(3 - 6)		vs San Jose St. (10/23/2026)

UNM IN THE FIRST SET

				Attack					Set				Serve				
##	Player	SP	MP-MS	K	K/S	E	TA	PCT	A	A/S	TA	PCT	SA	SA/S	SE	TA	PCT
1	Miller, Reagan	25	25-25	65	2.60	15	126	.397	0	0.00	3	.000	0	0.00	0	0	.000
2	Joesting, Ella	10	18-3	0	0.00	0	0	.000	1	0.10	12	.083	1	0.10	1	13	.923
4	Hollister, Campbell	18	23-18	23	1.28	14	74	.122	1	0.06	10	.100	2	0.11	7	52	.865
5	Tremeroli, Amanda	1	9-0	0	0.00	0	0	.000	0	0.00	0	.000	0	0.00	0	0	.000
7	Yastrub, Uliana	12	13-10	16	1.33	11	52	.096	4	0.33	14	.286	2	0.17	2	34	.941
9	Stanojevic, Mina	26	26-26	72	2.77	35	213	.174	9	0.35	25	.360	6	0.23	10	105	.905
12	Brewer, Seenane	13	20-11	30	2.31	13	87	.195	0	0.00	9	.000	1	0.08	1	36	.972
13	Leonard, Zoe	11	21-9	8	0.73	7	39	.026	0	0.00	1	.000	0	0.00	2	31	.935
14	Canedo, Camila	26	26-0	0	0.00	1	4	-.250	21	0.81	75	.280	6	0.23	8	109	.927
15	France, Addison	26	26-26	78	3.00	34	251	.175	2	0.08	15	.133	8	0.31	6	93	.935
16	Miller, Madeleine	26	26-26	21	0.81	6	60	.250	264	10.15	729	.362	3	0.12	11	97	.887
96	Ravell, Aylin	3	6-2	8	2.67	1	19	.368	0	0.00	0	.000	0	0.00	3	8	.625
NEW MEXICO		**26**	**26-26**	**321**	**12.35**	**137**	**925**	**.199**	**302**	**11.62**	**893**	**.338**	**29**	**1.12**	**51**	**578**	**.912**
Opponents		**99**	**26-26**	**1323**	**13.36**	**511**	**3584**	**.227**	**1223**	**12.35**	**3556**	**.344**	**144**	**1.45**	**237**	**2185**	**.892**

			Receptions			Dig		Blocking						Points	
##	Player	SP	RE	TA	PCT	DIG	DIG/S	BS	BA	TOTAL	BLK/S	BE	BHE	PTS	PTS/S
1	Miller, Reagan	25	0	5	1.000	4	0.16	5	8	13	0.52	1	0	74.0	2.96
2	Joesting, Ella	10	1	41	.976	22	2.20	0	0	0	0.00	0	0	1.0	0.10
4	Hollister, Campbell	18	1	5	.800	6	0.33	0	4	4	0.22	0	0	27.0	1.50
5	Tremeroli, Amanda	1	0	0	.000	0	0.00	0	0	0	0.00	0	0	0.0	0.00
7	Yastrub, Uliana	12	2	57	.965	19	1.58	1	3	4	0.33	2	0	20.5	1.71
9	Stanojevic, Mina	26	11	168	.935	91	3.50	3	2	5	0.19	2	0	82.0	3.15
12	Brewer, Seenane	13	4	54	.926	12	0.92	1	1	2	0.15	0	0	32.5	2.50
13	Leonard, Zoe	11	0	2	1.000	8	0.73	0	10	10	0.91	0	0	13.0	1.18
14	Canedo, Camila	26	22	166	.867	114	4.38	0	1	1	0.04	0	0	6.5	0.25
15	France, Addison	26	0	0	.000	56	2.15	3	8	11	0.42	1	0	93.0	3.58
16	Miller, Madeleine	26	0	1	1.000	55	2.12	3	9	12	0.46	0	0	31.5	1.21
96	Ravell, Aylin	3	1	23	.957	1	0.33	0	0	0	0.00	0	0	8.0	2.67
-	TEAM	-	10	-	-	-	-	-	-	-	-	-	-	-	-
NEW MEXICO		**26**	**52**	**532**	**.902**	**388**	**14.92**	**16**	**46**	**39.0**	**1.50**	**6**	**0**	**389.0**	**14.96**
Opponents		**99**	**110**	**1945**	**.943**	**1437**	**14.52**	**96**	**298**	**245.0**	**2.47**	**44**	**5**	**1712.0**	**17.29**

UNM IN THE SECOND SET

				Attack					Set				Serve				
##	Player	SP	MP-MS	K	K/S	E	TA	PCT	A	A/S	TA	PCT	SA	SA/S	SE	TA	PCT
1	Miller, Reagan	24	25-25	53	2.21	18	120	.292	2	0.08	6	.333	0	0.00	1	1	.000
2	Joesting, Ella	13	18-3	0	0.00	0	1	.000	1	0.08	10	.100	0	0.00	1	7	.857
4	Hollister, Campbell	14	23-18	19	1.36	7	53	.226	1	0.07	5	.200	0	0.00	3	27	.889
5	Tremeroli, Amanda	5	9-0	2	0.40	1	6	.167	0	0.00	1	.000	0	0.00	0	5	1.000
7	Yastrub, Uliana	10	13-10	16	1.60	13	50	.060	2	0.20	12	.167	1	0.10	1	22	.955
8	Moliis, Viena	1	1-0	0	0.00	0	0	.000	0	0.00	1	.000	0	0.00	0	0	.000
9	Stanojevic, Mina	26	26-26	69	2.65	37	217	.147	10	0.38	33	.303	6	0.23	13	87	.851
12	Brewer, Seenane	18	20-11	32	1.78	14	83	.217	5	0.28	11	.455	0	0.00	8	34	.765
13	Leonard, Zoe	19	21-9	19	1.00	15	61	.066	3	0.16	12	.250	3	0.16	6	58	.897
14	Canedo, Camila	26	26-0	1	0.04	0	5	.200	32	1.23	94	.340	6	0.23	5	93	.946
15	France, Addison	26	26-26	66	2.54	27	221	.176	5	0.19	24	.208	3	0.12	2	90	.978
16	Miller, Madeleine	26	26-26	30	1.15	10	62	.323	225	8.65	689	.327	7	0.27	9	104	.913
96	Ravell, Aylin	6	6-2	5	0.83	7	24	-.083	0	0.00	7	.000	0	0.00	0	5	1.000
NEW MEXICO		**26**	**26-26**	**312**	**12.00**	**149**	**903**	**.181**	**286**	**11.00**	**905**	**.316**	**26**	**1.00**	**49**	**533**	**.908**
Opponents		**99**	**26-26**	**1323**	**13.36**	**511**	**3584**	**.227**	**1223**	**12.35**	**3556**	**.344**	**144**	**1.45**	**237**	**2185**	**.892**

			Receptions			Dig		Blocking						Points	
##	Player	SP	RE	TA	PCT	DIG	DIG/S	BS	BA	TOTAL	BLK/S	BE	BHE	PTS	PTS/S
1	Miller, Reagan	24	0	0	.000	5	0.21	9	7	16	0.67	1	0	65.5	2.73
2	Joesting, Ella	13	5	59	.915	16	1.23	0	0	0	0.00	0	0	0.0	0.00
4	Hollister, Campbell	14	0	1	1.000	3	0.21	2	3	5	0.36	0	0	22.5	1.61
5	Tremeroli, Amanda	5	0	4	1.000	1	0.20	0	0	0	0.00	0	0	2.0	0.40
7	Yastrub, Uliana	10	2	48	.958	13	1.30	0	1	1	0.10	3	0	17.5	1.75
8	Moliis, Viena	1	0	0	.000	0	0.00	0	0	0	0.00	0	0	0.0	0.00
9	Stanojevic, Mina	26	9	142	.937	71	2.73	0	2	2	0.08	0	0	76.0	2.92
12	Brewer, Seenane	18	2	72	.972	14	0.78	1	0	1	0.06	0	0	33.0	1.83
13	Leonard, Zoe	19	0	2	1.000	8	0.42	1	5	6	0.32	2	0	25.5	1.34
14	Canedo, Camila	26	10	162	.938	116	4.46	0	0	0	0.00	0	0	7.0	0.27
15	France, Addison	26	0	0	.000	71	2.73	2	7	9	0.35	0	0	74.5	2.87
16	Miller, Madeleine	26	1	1	.000	60	2.31	2	4	6	0.23	2	1	41.0	1.58
96	Ravell, Aylin	6	5	28	.821	3	0.50	0	1	1	0.17	0	0	5.5	0.92
-	TEAM	-	9	-	-	-	-	-	-	-	-	-	-	-	-
NEW MEXICO		**26**	**43**	**528**	**.919**	**381**	**14.65**	**17**	**30**	**32.0**	**1.23**	**8**	**1**	**370.0**	**14.23**
Opponents		**99**	**110**	**1945**	**.943**	**1437**	**14.52**	**96**	**298**	**245.0**	**2.47**	**44**	**5**	**1712.0**	**17.29**

UNM IN THE THIRD SET

				Attack					Set				Serve				
##	Player	SP	MP-MS	K	K/S	E	TA	PCT	A	A/S	TA	PCT	SA	SA/S	SE	TA	PCT
1	Miller, Reagan	24	25-25	59	2.46	24	146	.240	2	0.08	5	.400	0	0.00	0	0	.000
2	Joesting, Ella	15	18-3	0	0.00	0	1	.000	2	0.13	14	.143	2	0.13	3	17	.824
3	Zhang, Angela	2	2-0	0	0.00	0	1	.000	7	3.50	25	.280	0	0.00	2	4	.500
4	Hollister, Campbell	14	23-18	20	1.43	5	41	.366	0	0.00	3	.000	0	0.00	1	17	.941
5	Tremeroli, Amanda	6	9-0	3	0.50	3	24	.000	0	0.00	1	.000	0	0.00	2	5	.600
7	Yastrub, Uliana	9	13-10	19	2.11	7	47	.255	0	0.00	7	.000	0	0.00	0	18	1.000
9	Stanojevic, Mina	26	26-26	76	2.92	30	217	.212	14	0.54	36	.389	6	0.23	7	118	.941
12	Brewer, Seenane	16	20-11	27	1.69	15	92	.130	1	0.06	7	.143	1	0.06	6	45	.867
13	Leonard, Zoe	19	21-9	19	1.00	12	57	.123	1	0.05	7	.143	3	0.16	8	67	.881
14	Canedo, Camila	26	26-0	1	0.04	0	1	1.000	23	0.88	91	.253	6	0.23	6	94	.936
15	France, Addison	25	26-26	64	2.56	28	220	.164	5	0.20	18	.278	2	0.08	3	82	.963
16	Miller, Madeleine	26	26-26	24	0.92	7	64	.266	244	9.38	711	.343	6	0.23	6	115	.948
96	Ravell, Aylin	5	6-2	12	2.40	2	28	.357	0	0.00	3	.000	0	0.00	1	1	.000
NEW MEXICO		**26**	**26-26**	**324**	**12.46**	**133**	**939**	**.203**	**299**	**11.50**	**928**	**.322**	**26**	**1.00**	**45**	**583**	**.923**
Opponents		**99**	**26-26**	**1323**	**13.36**	**511**	**3584**	**.227**	**1223**	**12.35**	**3556**	**.344**	**144**	**1.45**	**237**	**2185**	**.892**

			Receptions			Dig		Blocking						Points	
##	Player	SP	RE	TA	PCT	DIG	DIG/S	BS	BA	TOTAL	BLK/S	BE	BHE	PTS	PTS/S
1	Miller, Reagan	24	0	3	1.000	5	0.21	5	19	24	1.00	1	0	73.5	3.06
2	Joesting, Ella	15	1	37	.973	27	1.80	0	0	0	0.00	0	0	2.0	0.13
3	Zhang, Angela	2	0	0	.000	2	1.00	0	0	0	0.00	0	0	0.0	0.00
4	Hollister, Campbell	14	0	2	1.000	2	0.14	1	7	8	0.57	1	0	24.5	1.75
5	Tremeroli, Amanda	6	0	0	.000	3	0.50	0	1	1	0.17	2	0	3.5	0.58
7	Yastrub, Uliana	9	2	44	.955	15	1.67	1	1	2	0.22	0	0	20.5	2.28
9	Stanojevic, Mina	26	5	162	.969	84	3.23	1	6	7	0.27	1	0	86.0	3.31
12	Brewer, Seenane	16	9	75	.880	18	1.13	0	2	2	0.13	1	0	29.0	1.81
13	Leonard, Zoe	19	0	2	1.000	21	1.11	2	12	14	0.74	2	0	30.0	1.58
14	Canedo, Camila	26	5	151	.967	117	4.50	0	0	0	0.00	0	0	7.0	0.27
15	France, Addison	25	0	6	1.000	50	2.00	3	13	16	0.64	0	0	75.5	3.02
16	Miller, Madeleine	26	0	2	1.000	56	2.15	1	13	14	0.54	1	0	37.5	1.44
96	Ravell, Aylin	5	1	22	.955	0	0.00	0	2	2	0.40	0	0	13.0	2.60
-	TEAM	-	4	-	-	-	-	-	-	-	-	-	-	-	-
NEW MEXICO		**26**	**27**	**510**	**.947**	**400**	**15.38**	**14**	**76**	**52.0**	**2.00**	**9**	**0**	**402.0**	**15.46**
Opponents		**99**	**110**	**1945**	**.943**	**1437**	**14.52**	**96**	**298**	**245.0**	**2.47**	**44**	**5**	**1712.0**	**17.29**

UNM IN THE FOURTH SET

				Attack					Set				Serve				
##	Player	SP	MP-MS	K	K/S	E	TA	PCT	A	A/S	TA	PCT	SA	SA/S	SE	TA	PCT
1	Miller, Reagan	14	15-15	30	2.14	9	70	.300	1	0.07	6	.167	0	0.00	0	0	.000
2	Joesting, Ella	11	12-3	0	0.00	0	0	.000	0	0.00	3	.000	0	0.00	1	11	.909
4	Hollister, Campbell	11	14-10	17	1.55	4	46	.283	1	0.09	4	.250	1	0.09	2	14	.857
5	Tremeroli, Amanda	1	3-0	0	0.00	0	0	.000	0	0.00	0	.000	0	0.00	0	3	1.000
7	Yastrub, Uliana	7	8-5	12	1.71	7	37	.135	1	0.14	4	.250	1	0.14	2	12	.833
9	Stanojevic, Mina	16	16-16	38	2.38	27	107	.103	8	0.50	26	.308	8	0.50	6	69	.913
12	Brewer, Seenane	12	12-6	28	2.33	13	77	.195	5	0.42	7	.714	0	0.00	0	28	1.000
13	Leonard, Zoe	11	14-7	11	1.00	10	41	.024	2	0.18	5	.400	4	0.36	5	36	.861
14	Canedo, Camila	16	16-0	0	0.00	1	2	-.500	13	0.81	55	.236	3	0.19	3	57	.947
15	France, Addison	16	16-16	46	2.88	19	145	.186	2	0.13	15	.133	3	0.19	1	57	.982
16	Miller, Madeleine	16	16-16	17	1.06	1	38	.421	162	10.13	472	.343	5	0.31	2	68	.971
96	Ravell, Aylin	4	4-2	15	3.75	10	41	.122	0	0.00	3	.000	0	0.00	1	2	.500
NEW MEXICO		**16**	**16-16**	**214**	**13.38**	**101**	**604**	**.187**	**195**	**12.19**	**600**	**.325**	**25**	**1.56**	**23**	**357**	**.936**
Opponents		**69**	**16-16**	**887**	**12.86**	**370**	**2460**	**.210**	**822**	**11.91**	**2470**	**.333**	**92**	**1.33**	**155**	**1473**	**.895**

			Receptions			Dig		Blocking						Points	
##	Player	SP	RE	TA	PCT	DIG	DIG/S	BS	BA	TOTAL	BLK/S	BE	BHE	PTS	PTS/S
1	Miller, Reagan	14	0	0	.000	6	0.43	2	9	11	0.79	0	0	36.5	2.61
2	Joesting, Ella	11	2	34	.941	13	1.18	0	0	0	0.00	0	0	0.0	0.00
4	Hollister, Campbell	11	0	0	.000	3	0.27	0	6	6	0.55	0	0	21.0	1.91
5	Tremeroli, Amanda	1	0	0	.000	0	0.00	0	0	0	0.00	0	0	0.0	0.00
7	Yastrub, Uliana	7	1	15	.933	9	1.29	0	1	1	0.14	1	0	13.5	1.93
9	Stanojevic, Mina	16	0	91	1.000	65	4.06	1	4	5	0.31	0	0	49.0	3.06
12	Brewer, Seenane	12	3	46	.935	15	1.25	1	2	3	0.25	1	0	30.0	2.50
13	Leonard, Zoe	11	0	1	1.000	4	0.36	0	3	3	0.27	1	0	16.5	1.50
14	Canedo, Camila	16	7	104	.933	67	4.19	0	0	0	0.00	0	0	3.0	0.19
15	France, Addison	16	0	1	1.000	40	2.50	3	4	7	0.44	0	0	54.0	3.38
16	Miller, Madeleine	16	0	2	1.000	33	2.06	0	7	7	0.44	2	0	25.5	1.59
96	Ravell, Aylin	4	0	17	1.000	3	0.75	0	1	1	0.25	1	0	15.5	3.88
-	TEAM	-	3	-	-	-	-	-	-	-	-	-	-	-	-
NEW MEXICO		**16**	**16**	**314**	**.949**	**258**	**16.13**	**7**	**37**	**25.5**	**1.59**	**6**	**0**	**264.5**	**16.53**
Opponents		**69**	**90**	**1429**	**.937**	**940**	**13.62**	**67**	**198**	**166.0**	**2.41**	**24**	**5**	**1145.0**	**16.59**

UNM IN THE FIFTH SET

				Attack					Set				Serve				
##	Player	SP	MP-MS	K	K/S	E	TA	PCT	A	A/S	TA	PCT	SA	SA/S	SE	TA	PCT
1	Miller, Reagan	5	5-5	12	2.40	1	22	.500	0	0.00	3	.000	0	0.00	0	0	.000
2	Joesting, Ella	3	4-2	0	0.00	0	0	.000	0	0.00	3	.000	0	0.00	0	0	.000
4	Hollister, Campbell	1	3-2	0	0.00	1	1	-1.000	0	0.00	0	.000	0	0.00	0	3	1.000
7	Yastrub, Uliana	2	2-1	3	1.50	2	7	.143	0	0.00	0	.000	0	0.00	0	2	1.000
9	Stanojevic, Mina	5	5-5	4	0.80	2	14	.143	0	0.00	0	.000	2	0.40	0	14	1.000
12	Brewer, Seenane	3	4-2	6	2.00	3	11	.273	0	0.00	0	.000	1	0.33	1	7	.857
13	Leonard, Zoe	4	5-3	3	0.75	1	5	.400	0	0.00	0	.000	0	0.00	0	7	1.000
14	Canedo, Camila	5	5-0	0	0.00	0	0	.000	2	0.40	5	.400	0	0.00	0	7	1.000
15	France, Addison	5	5-5	7	1.40	4	26	.115	0	0.00	1	.000	1	0.20	0	14	1.000
16	Miller, Madeleine	5	5-5	1	0.20	1	4	.000	37	7.40	90	.411	0	0.00	1	10	.900
96	Ravell, Aylin	2	2-0	6	3.00	1	12	.417	0	0.00	0	.000	0	0.00	0	0	.000
NEW MEXICO		**5**	**5-5**	**42**	**8.40**	**16**	**102**	**.255**	**39**	**7.80**	**102**	**.382**	**4**	**0.80**	**2**	**64**	**.969**
Opponents		**25**	**5-5**	**327**	**13.08**	**116**	**879**	**.240**	**299**	**11.96**	**887**	**.337**	**34**	**1.36**	**47**	**536**	**.912**

			Receptions			Dig		Blocking						Points	
##	Player	SP	RE	TA	PCT	DIG	DIG/S	BS	BA	TOTAL	BLK/S	BE	BHE	PTS	PTS/S
1	Miller, Reagan	5	1	1	.000	1	0.20	1	1	2	0.40	0	0	13.5	2.70
2	Joesting, Ella	3	0	8	1.000	3	1.00	0	0	0	0.00	0	0	0.0	0.00
4	Hollister, Campbell	1	0	0	.000	0	0.00	0	0	0	0.00	0	0	0.0	0.00
7	Yastrub, Uliana	2	1	12	.917	0	0.00	0	0	0	0.00	0	0	3.0	1.50
9	Stanojevic, Mina	5	1	15	.933	8	1.60	1	0	1	0.20	0	0	7.0	1.40
12	Brewer, Seenane	3	0	7	1.000	1	0.33	0	1	1	0.33	0	0	7.5	2.50
13	Leonard, Zoe	4	0	0	.000	2	0.50	1	2	3	0.75	0	0	5.0	1.25
14	Canedo, Camila	5	2	17	.882	8	1.60	0	0	0	0.00	0	0	0.0	0.00
15	France, Addison	5	0	0	.000	11	2.20	0	2	2	0.40	0	0	9.0	1.80
16	Miller, Madeleine	5	0	0	.000	4	0.80	1	0	1	0.20	0	0	2.0	0.40
96	Ravell, Aylin	2	0	3	1.000	2	1.00	0	0	0	0.00	0	0	6.0	3.00
-	TEAM	-	1	-	-	-	-	-	-	-	-	-	-	-	-
NEW MEXICO		**5**	**6**	**64**	**.906**	**40**	**8.00**	**4**	**6**	**7.0**	**1.40**	**0**	**0**	**53.0**	**10.60**
Opponents		**25**	**28**	**475**	**.941**	**364**	**14.56**	**21**	**68**	**55.0**	**2.20**	**5**	**0**	**416.0**	**16.64**

2026 NCAA TEAM STATS SUMMARY

Statistic	National Rank	Conference Rank	Value	National Leader	Value	Conference Leader	Value
Aces Per Set (343 ranked)	320	9	1.11	Norfolk St.	2.29	Hawaii	1.48
Assists Per Set (343 ranked)	210	7	11.32	Nebraska	13.76	Hawaii	12.16
Blocks Per Set (343 ranked)	321	9	1.57	Colorado St.	3.26	UTEP	2.51
Digs Per Set (343 ranked)	95	3	14.82	Iona	18.04	Air Force	15.69
Hitting Percentage (343 ranked)	245	9	0.195	Nebraska	0.354	Grand Canyon	0.253
Kills Per Set (343 ranked)	212	8	12.25	Kentucky	14.68	Hawaii	13.48
Match W-L Pctg. (342 ranked)	230	6	0.423	Nebraska	1.000	Hawaii	0.852
Opp Hitting Percentage (343 ranked)	247	6	0.227	Nebraska	0.116	Hawaii	0.139
Team Assists (343 ranked)	217	9	1,121	Dayton	1,495	UC Davis	1,298
Team Attacks Per Set (343 ranked)	106	6	35.08	Iona	39.11	Air Force	38.36
Team Digs (343 ranked)	136	7	1,467	Iona	2,038	UC Davis	1,576
Team Kills (343 ranked)	215	8	1,213	Dayton	1,608	UC Davis	1,416
Team Service Aces (343 ranked)	321	9	110	UNC Asheville	264	UC Davis UTEP	154 154
Team Total Attacks (343 ranked)	164	8	3,473	Siena	4,469	UC Davis	3,854
Team Total Blocks (343 ranked)	314	10	155.5	Saint Louis	313.0	UTEP	269.0

2026 NCAA INDIVIDUAL STATS SUMMARY

Statistic	Player	National Rank	Conference Rank	Value	National Leader	Value	Conference Leader	Value
Aces Per Set (149 ranked)					Natasha Casey, UCF	0.70	Lauren Perry, UTEP	0.46
Assists Per Set (150 ranked)	Madeleine Miller	87	3	9.41	Kassie O'Brien, Kentucky	11.83	Mia Starr, UC Davis	10.04
Attacks Per Set (150 ranked)					Allie Sweet, UNC Greensboro	13.31	Alysa Walker, Air Force	11.50
Blocks Per Set (300 ranked)					Kelli Jo Burgess, BYU	1.84	Miliana Sylvester, Hawaii	1.33
Digs Per Set (150 ranked)	Camila Canedo	61	1	4.26	Laney Klika, Wofford	5.52	Camila Canedo, New Mexico	4.26
Hitting Percentage (150 ranked)					Taina Kaauwai, Portland	0.519	Ally Chandler, UC Davis	0.401
Kills Per Set (350 ranked)					Allie Sweet, UNC Greensboro	5.25	Alysa Walker, Air Force	4.09
Kills SG Highs (0 ranked)								
Points (149 ranked)					Allie Sweet, UNC Greensboro	681.0	Starr Williams, Grand Canyon	426.0
Points Per Set (150 ranked)					Olivia Babcock, Pittsburgh	6.06	Alysa Walker, Air Force	4.37
Service Aces (137 ranked)					Maja Daca, UConn Abbie Hagedorn, Sacred Heart	62 62	Lauren Perry, UTEP	49
Total Assists (150 ranked)	Madeleine Miller	65	3	932	Caelyn Dumas, Marist	1,211	Mia Starr, UC Davis	1,094
Total Attacks (150 ranked)					Allie Sweet, UNC Greensboro	1,531	Basia Latos, UNLV	1,019
Total Blocks (198 ranked)					Kayla Jansen, Saint Louis	166	Miliana Sylvester, Hawaii	129
Total Digs (297 ranked)	Camila Canedo Mina Stanojevic	76 227	1 7	422 319	Rashanny Solano Smith, St. John's (NY)	620	Camila Canedo, New Mexico	422
Total Kills (150 ranked)					Allie Sweet, UNC Greensboro	604	Starr Williams, Grand Canyon	392
Triple Doubles (9 ranked)					Emilee Hill, Eastern Ky.	10	Bella Nunez, Grand Canyon	2

SINGLE-MATCH RECORDS

ATTACK % (INDIVIDUAL)

min. 10 attempts

1.	Cathy Peterson vs. Baylor	1.000	10/10/1986
	Marlo Pennington vs. Arizona	1.000	9/4/1987
	Maria Gurreri vs. Arizona	1.000	9/4/1987
	Karen Saavedra vs. Wichita St.	1.000	11/15/1991
	Lisa Frost vs. SDSU	1.000	11/15/1991
6.	Sharon Browning vs. CSU	.909	11/1/1990
7.	Laurel Luman vs. Wyoming	.810	11/2/1993
8.	Jennifer Heasty vs. BYU	.786	10/2/2003
	Pauline Manser vs. Tennessee	.786	9/7/1990
10.	Tania Gooley vs. UTEP	.773	10/30/1994

KILLS (INDIVIDUAL)

1.	Anna Reines vs. Wyoming	36	11/14/2003
2.	Tania Gooley vs. CSU	35	11/6/1993
3.	Pauline Manser vs. SJSU	31	10/5/1990
	Ashley Rhoades vs Boise State	31	10/1/2011
5.	Daven Quelle vs. Wyoming	30	11/21/1986
	Jenny Pavley vs. Fresno St.	30	9/27/1996
	Jeanne Fairchild vs. Gonzaga	30	9/8/2007
8.	Alicia Bergman vs. CSU	29	10/27/1995
9.	Maria Gurreri vs. Iowa	28	11/19/1988
	Tania Gooley vs. WSU	28	11/30/1994
	Julia Warren vs. Utah State	28	11/12/2016
12.	Kristine Butler vs. Fresno State	27	11/16/1996
	Chantale Riddle at SJSU	27	9/25/2014
	Seenane Brewer at UNLV	27	10/16/2025

ATTEMPTS (INDIVIDUAL)

1.	Jenny Pavley vs. Fresno St.	86	9/27/1996
2.	Julie Barrett vs. Wyoming	76	11/21/1986
3.	Jenny Pavley vs. SDSU	73	9/20/1996
4.	Maria Gurreri vs. Wyoming	71	10/13/1990
	Devanne Sours vs. LSU	71	9/19/2015
	Lauren Twitty at Nevada	71	10/5/2017
7.	Tania Gooley vs. CSU	70	10/7/1994
	Jenny Pavley vs. Fresno St.	70	11/16/1996
9.	Marlo Pennington vs. Iowa	68	11/19/1988
	Jenny Pavley vs. Pacific	68	9/14/1996
	Kelly Williamson vs. NAU	68	19/15/1968

ASSISTS (INDIVIDUAL)

1.	Karen Saavedra vs. NMSU	82	10/13/1988
	Janelle Torres vs. UTEP	82	10/4/1997
3.	Jocelyn Funk vs. Wyoming	78	11/21/1986
4.	Karen Saavedra vs. Iowa	77	11/19/1988
	Alicia Bergmann vs. Wash. St.	77	11/30/1994
	Janelle Torres vs. UTEP	77	10/30/1997
7.	Karen Saavedra vs. SDSU	73	9/10/1987
8.	Karen Saavedra vs. Wyo.	71	10/23/1987
9.	Janelle Torres vs. SDSU	68	10/23/1999
10.	Karen Saavedra vs. Colorado	67	9/17/1988
	Lise Rugland vs. Utah State	67	11/12/2016

SERVICE ACES (INDIVIDUAL)

1.	Kelly Knowles vs Washington	9	9/17/1982
2.	Elsa Krieg vs. UNC Asheville	8	8/31/2012
3.	Kelly Knowles vs Rice	7	9/30/1982
	Shannon Vessup vs UTEP	7	9/30/1983
	Blaire Burns vs. Wyoming	7	10/13/2001
	Jeanne Fairchild vs. ULM	7	9/2/2006
	Madeleine Miller vs. PVAM (N)	7	9/6/2025
7.	Marlo Pennington vs. USF	6	9/5/1986
	Narelle Just vs. Wyoming	6	11/11/1989
	Anilee Sher at UTEP	6	9/1/2022
	Kali Wolf at Boise St.	6	9/22/2022
	Madeleine Miller at Tarleton St.	6	9/4/2025
11.	Kaitlynn Biassou vs. NAU	5	9/18/2021
	Julie Barrett vs. Utah	5	11/7/1986
	Nao Ikeda/Nagatomo vs. Wyo.	5	10/23/1987
	Karen Saavadra vs. Utah	5	10/29/1987
	Jordan Russell vs. UTPA	5	10/23/2011
	Allison Buck vs. Air Force	5	10/29/2011
	Devanne Sours vs. Idaho State	5	9/12/2015
	Stephanie Chavez vs. CSUN	5	9/18/2015
	Kaitlynn Biassou vs ACU	5	8/27/2022
	Zoe Leonard vs. Grand Canyon	5	10/18/2025

BLOCK SOLOS (INDIVIDUAL)

1.	Cathy Peterson vs. CSU	7	11/6/1987
2.	Terri Nielson vs. NMSU	6	10/21/1983
	Shannon Vessup vs. NMSU	6	10/21/1983
	Sue Guinn vs. NMSU	6	10/6/1984
	Jodi Hinchy vs. Virginia Tech	6	9/16/1988
6.	Jodi Hinchy vs. Utah State	5	10/31/1987
	Cathy Peterson vs. Wyo.	5	11/7/1987
	Avital Jaloba at Wyo.	5	11/12/2022
9.	Pauline Manser vs. BYU	4	10/6/1989
	Pauline Manser at Kansas State	4	8/31/1989
	Ashley Rhoades vs. UCSB	4	8/29/2009
	Ashley Rhoades vs. CSU	4	11/11/2010
	Simone Henderson vs. CSU	4	10/16/2014
	Elizabeth Woods at Fresno St.	4	9/23/2023
	Reagan Miller at Fresno St.	4	10/23/2025

BLOCK ASSISTS (INDIVIDUAL)

1.	Mariessa Carrasco vs. CMU	13	9/15/2018
	Chelsea Sondrup vs. SMU	13	9/20/2002
3.	Zoe Leonard at Air Force	12	11/15/2025
4.	Cathy Peterson vs. Utah St.	11	10/31/1987
	Jodi Hinchy vs. NMSU	11	10/13/1988
	Jodi Hinchy vs. Utah	11	11/10/1988
	Chelsea Sondrup vs. UNLV	11	11/16/2002
	Chelsea Sondrup vs. Weber St.	11	9/18/2004
	Jennifer Heasty vs. Utah	11	10/2/2004
10.	Carly Beddingfield vs. GCU	10	8/24/2018
	Victoria Spragg at Air Force	10	9/30/2018
	Jessie Goffard vs. SDSU	10	11/20/1999
	Vanessa Shields vs. SDSU	10	11/20/1999
	Anna Lehne vs. CSU	10	10/12/2008
	Skye Gullatt at SMU	10	9/20/2014

DIGS (INDIVIDUAL)

1.	Marlo Pennington vs. Iowa	36	11/19/1988
	Allison Buck vs. Delaware	36	9/17/2011
	Allison Buck vs. Wyoming	36	11/10/2011
4.	Jocelyn Funk vs. Arizona	34	9/8/1984
	Allison Buck vs. UC Irvine	34	9/9/2011
6.	Adah Burke vs. Wyoming	32	9/24/2004
	Julia Warren vs. UNLV	32	11/6/2014
	Alena Moldan at Boise St.	32	9/22/2022
9.	Ashley Kelsey vs. Nevada	31	11/4/2017
	Alena Moldan vs. ACU	31	8/27/2022
11.	Alena Moldan vs. Seattle	30	9/10/2021
	Alena Moldan at UCSD	30	9/09/2022
	Camila Canedo vs. GCU	30	10/18/2025

SINGLE-MATCH RECORDS

ATTACK % (SINGLE MATCH)

1.	Jackson State	.537	9/3/99
2.	New Mexico State	.523	11/23/90
3.	Air Force	.483	11/22/06
4.	New Mexico State	.474	9/12/93
5.	Northern Arizona	.473	9/9/89
6.	Air Force	.460	10/3/09
7.	Air Force	.456	11/21/19
8.	Nevada	.455	10/2/2026
9.	Tulsa	.453	9/1/89
10.	Nevada	.444	10/26/13

KILLS (SINGLE MATCH)

1.	Wyoming	111	10/8/82
2.	Iowa	103	11/19/88
3.	Colorado State	101	10/6/93
	New Mexico State	101	10/13/88
5.	Washington State	99	11/30/94
6.	San Diego State	97	9/10/87
	Wyoming	97	11/11/89
	Fresno State	97	9/27/96
9.	Wyoming	95	10/23/87
	Colorado State	95	10/27/95
	UTEP	95	10/4/97

TOTAL ATTACKS (SINGLE MATCH)

1.	Fresno State	293	9/27/96
2.	Iowa	286	11/19/88
3.	Wyoming	266	10/8/82
4.	Wyoming	251	11/11/89
5.	San Diego State	248	9/20/96
6.	Colorado State	247	10/27/95
7.	Washington State	246	11/30/94
8.	NMSU	241	10/13/88
9.	Wyoming	236	10/23/87
10.	Utah	234	11/7/86

ASSISTS (SINGLE MATCH)

(records not kept until 1983)

1.	New Mexico State	94	10/13/88
2.	Wyoming	93	11/11/89
3.	San José State	92	10/5/90
4.	Fresno State	91	9/27/96
5.	Wyoming	88	11/21/86
	Washington State	88	11/30/94
	Colorado State	88	10/27/95
6.	BYU	87	10/18/90
	UTEP	87	10/4/97
8.	Iowa	86	11/19/88
9.	Wyoming	82	10/23/87
	BYU	82	10/26/91

SERVICE ACES (SINGLE MATCH)

1.	Arizona State	25	9/7/84
2.	Rice	22	9/30/82
3.	Southwest Missouri	18	9/20/85
4.	Brigham Young	16	10/28/83
	UNLV	16	11/6/03
	Air Force	16	11/11/05
7.	Colorado	15	9/12/86
8.	Montana	14	9/4/98
9.	Sam Houston	13	9/26/86
	Wyoming	13	10/23/87
	Air Force	13	10/5/01
	UTEP	13	9/1/22

TOTAL BLOCKS (SINGLE MATCH)

1.	New Mexico State	50	10/21/83
2.	Colorado State	48	11/6/87
3.	Colorado State	43	11/11/83
4.	Utah State	41	10/31/87
5.	Wyoming	38	11/7/87
	Wyoming	38	11/12/83
7.	BYU	37	11/12/88
8.	NMSU	32	10/13/88
9.	LSU	30	9/13/90
10.	Utah	29	11/10/88

BLOCK SOLOS (SINGLE MATCH)

1.	New Mexico State	24	10/21/83
2.	Colorado State	19	11/6/87
3.	Brigham Young	17	10/8/83
4.	BYU-Hawaii	16	9/20/90
5.	Wyoming	13	11/12/83
6.	Colorado	11	9/17/94
	Louisiana-Monroe	11	9/3/99
8.	Wyoming	10	11/12/2022
9.	Northern Colorado	8	8/31/19
	BYU	8	11/12/88
	Colorado	8	9/23/88
	Santa Clara	8	9/17/94
	Northern Arizona	8	9/14/13
	Colorado State	8	9/28/13

BLOCK ASSISTS (SINGLE MATCH)

1.	Utah	43	10/2/04
2.	Central Michigan	36	9/15/18
	Air Force	36	11/15/2025
4.	Utah	35	9/24/05
5.	Nevada	34	10/17/19
6.	SMU	33	9/20/02
	Oral Roberts	33	9/16/05
8.	Air Force	32	9/30/18
	Colorado State	32	11/11/83
	SMU	32	9/20/14

DIGS (SINGLE MATCH)

1.	Iowa	153	11/19/88
2.	Wyoming	140	11/11/89
3.	Fresno State	134	9/27/96
4.	Washington State	131	11/30/94
5.	Brigham Young	127	11/17/90
6.	BYU	120	11/22/91
7.	Utah State	115	11/8/86
8.	Colorado State	114	10/27/95
	Idaho State	114	9/5/97
10.	Pepperdine	109	9/6/97

CAREER RECORDS

HITTING EFFICIENCY (K-E-TA)

1.	Pauline Manser	.372 (1229-282-2549)	1988-91
2.	Kelly Knowles	.370 (284-60-343)	1980-82
3.	Laurel Luman	.331 (893-243-1965)	1990-93
4.	Simone Henderson	.313 (411-116-944)	2014-15
5.	Nao Ikeda-Nagatomo	.292 (1040-327-2438)	1986-89
6.	Elsa Krieg	.291 (271-83-647)	2011-2014
7.	Kim Hicks	.284 (1131-396-2584)	1980-81, '83
8.	Athina Dimitriadis	.281 (236-80-555)	2023
9.	Jocelyn Funk	.280 (190-57-475)	1983-86
10.	Lea Zurlinden	.279 (150-49-362)	2022

KILLS

1.	Kaitlynn Biassou	1,680	2019-23
2.	Chantale Riddle	1,623	2011-14
3.	Tania Gooley	1,579	1991-94
4.	Maria Gurreri	1,473	1987-90
5.	Lauren Twitty	1,262	2016-19
6.	Jeanne Fairchild	1,238	2006-08
7.	Pauline Manser	1,229	1988-91
8.	Lisa Meeter	1,161	2007-10
9.	Cassie House	1,143	2013-16
10.	Kim Hicks	1,131	1980-81, 83
	Amber Smith	*1,122*	*1996-99*
	Uxue Guereca	*1,098*	*2020-23*
	Anna Reines	*1,089*	*2001-03*
	Terri Nielson	*1,074*	*1980-83*
	Nao Ikeda	*1,040*	*1986-89*
	Devanne Sours	*1,000*	*2013-16*

ATTEMPTS

1.	Kaitlynn Biassou	4,416	2019-23
2.	Chantale Riddle	4,288	2011-14
3.	Tania Gooley	3,721	1991-94
4.	Lauren Twitty	3,715	2016-19
5.	Maria Gurreri	3,426	1987-90
6.	Lisa Meeter	3,348	2007-10
7.	Amber Smith	3,221	1996-99
8.	Uxue Guereca	3,084	2020-23
9.	Cassie House	3,050	2013-16
10.	Devanne Sours	2,961	2013-16

DIGS

1.	Allison Buck	1,630	2008-11
2.	Gayle Tripp	1,578	2005-08
3.	Ashley Kelsey	1,529	2012-17
4.	Alena Moldan	1,520	2019-2022
5.	Sharon Browning	1,504	1989-92
6.	Miquella Lovato	1,397	2010-13
7.	Julia Warren	1,201	2013-16
8.	Lisa Meeter	1,130	2007-10
9.	Tania Gooley	1,113	1991-94
10.	Alicia Bergmann	1,059	1992-95

SERVICE ACES

1.	Terri Nielson	193	1980-83
2.	Jocelyn Funk	119	1983-86
	Alicia Bergmann	119	1992-95
4.	Kaitlynn Biassou	117	2019-23
5.	Jo Anne O' Connell	115	1982-85
6.	Tania Gooley	109	1991-94
7.	Gayle Tripp	107	2005-08
	Lisa Meeter	107	2007-10
9.	Nao Ikeda	105	1986-89
10.	Kelly Knowles	104	1980-82





Kaitlynn Biassou became the UNM all-time leader in kills (1,680) and points (1,968) in her fifth and final season as a Lobo in 2023, with Chantale Riddle still holding the record for most in a four-year career.

BLOCK SOLOS

1.	Linda Archuleta	120	1980-82, '84
2.	Terri Nielson	107	1980-83
3.	Tammy Lansford	86	1987-90
4.	Anna Lehne	79	2006-09
5.	Pauline Manser	76	1988-91
	Skye Gullatt	76	2012-15
7.	Sue Guinn	73	1983-84
8.	Ashley Rhoades	70	2008-11
9.	Robyn Wentworth	68	1992-94
	Shannon Vessup	68	1981, '83
	Laurel Luman	68	1990-93

BLOCK ASSISTS

1.	Chelsea Sondrup	433	2002-05
2.	Skye Gullatt	389	2012-15
3.	Chantale Riddle	382	2011-14
4.	Victoria Spragg	342	2014-18
5.	Kelly Therkelsen	326	2003-06
6.	Mariessa Carrasco	301	2014-18
7.	Elizabeth Woods	300	2021-24
8.	Kaitlynn Biassou	296	2019-23
9.	Anna Lehne	290	2006-09
10.	Lexi Ross	260	2010-13

TOTAL BLOCKS

1.	Skye Gullatt	465	2012-15
	Chelsea Sondrup	465	2002-05
3.	Chantale Riddle	435	2011-14
4.	Victoria Spragg	405	2014-18
5.	Anna Lehne	369	2006-09
6.	Elizabeth Woods	348	2021-24
7.	Mariessa Carrasco	340	2014-18
8.	Kelly Therkelsen	336	2003-06
9.	Ashley Rhoades	329	2008-11
10.	Linda Archuleta	326	1980-82, '84

ASSISTS

1.	Jade Michaelsen	4,174	2007-10
2.	Hannah Johnson	4,167	2011-15
3.	Janelle Torres	3,794	1996-99
4.	Alicia Bergmann	3,283	1992-95
5.	Sharon Browning	3,214	1989-92
6.	Jocelyn Funk	3,153	1983-86
7.	**Madeleine Miller**	**2,937**	**2023-present**
8.	Karen Saavedra-Warnock	2,845	1985-88
9.	Monica Meihack	2,840	2002-04
10.	Sarah Kwasigroch	2,634	2005-08

POINTS

1.	Kaitlynn Biassou	1968.0	2019-23
2.	Chantale Riddle	1910.0	2011-14
3.	Tania Gooley	1818.0	1991-94
4.	Maria Gurreri	1604.0	1987-90
5.	Pauline Manser	1502.5	1988-91
6.	Lauren Twitty	1466.0	2016-19
7.	Terri Nielson	1433.0	1980-83
8.	Amber Smith	1360.5	1996-99
9.	Jeanne Fairchild	1353.0	2006-08
10.	Lisa Meeter	1352.0	2007-10

LOBO HISTORY

NEW MEXICO CAREER COACHING RECORDS

COACH	YEAR	OVERALL	WIN %	CONF.	WIN %
Kathy Marpe	1975-76 (2)	7-35	.167	3-21	.125
Barbara Butler	1977 (1)	4-18	.182	2-10	.200
Cathy Lies	1978-79 (2)	14-35	.350	3-19	.136
Mike Hebert	1980-82 (3)	60-57	.513	19-11	.633
Laurel Brassey Iversen	1983-86, 1988-2000 (17)	**290-210**	.580	90-72	.556
Blase Czerniakowski	1987-88 (2)	36-19	**.655**	16-8	**.667**
Tom Peterson	2001 (1)	5-20	.250	3-11	.214
Kelley McKee	2002-2006 (5)	47-97	.326	18-56	.243
Jeff Nelson	2007-2018 (12)	219-148	.597	**110-104**	.514
Jon Newman-Gonchar	2019-2025 (7)	97-94	.508	50-72	.410
Brian Hosfeld	2026-Present	11-15	.423	9-7	.562

LOBOS IN THE CONFERENCE TOURNAMENT

Overall: 3-12
WAC: 1-3 • Mountain West: 2-9

1996 WAC Championship •
Las Vegas, Nev.
First round - New Mexico def. Utah,
15-13, 12-15, 15-9, 15-10
Second round - Hawai'i def. New Mexico,
4-15, 8-15, 2-15

1997 WAC Championship •
Las Vegas, Nev.
First round - San Jose State def. New Mexico,
11-15, 5-15, 9-15

1998 WAC Championship •
Las Vegas, Nev.
First round - Rice def. New Mexico,
6-15, 18-16, 8-15, 13-15

1999 MWC Championship •
Provo, Utah
First round - #5 New Mexico def. Air Force,
15-13, 15-1, 9-15, 13-15, 15-6
Second round - BYU def. #5 New Mexico,
1-15, 0-15, 9-15

2000 MWC Championship •
Ft. Collins, Colo.
First round - San Diego St. def. #5 New Mexico,
15-12, 9-15, 15-12, 8-15, 9-15

2001 MWC Championship •
Provo, Utah
First round - San Diego State def. #7 New Mexico,
15-12, 9-15, 15-12, 8-15, 9-15

2002 MWC Championship •
Ft. Collins, Colo.
First round - Utah def. #7 New Mexico,
15-30, 16-30, 19-30

2003 MWC Championship •
San Diego, Calif.
First round - Colorado St. def. #8 New Mexico,
22-30, 24-30, 32-30, 18-30

2004 MWC Championship •
Fort Collins, Colo.
First round - Colorado St. def. #7 New Mexico,
21-30, 16-30, 20-30

2005 MWC Championship •
Las Vegas, Nev.
First round - Colorado St. def. #7 New Mexico,
18-30, 29-31, 13-30

2006 MWC Championship •
Las Vegas, Nev.
First round - #8 New Mexico def. Air Force,
30-19, 30-13, 30-19
Second round- Utah def. #8 New Mexico,
30-16, 30-16, 30-18

2007 MWC Championship •
Las Vegas, Nev.
Second round - BYU def. #6 New Mexico,
35-33, 28-30, 30-28, 19-30, 14-16

2011 MW Championship •
Albuquerque, N.M.
First Round - #4 Wyoming def. #5 New Mexico,
23-25, 25-27, 25-20, 21-25

2021 MW Championship •
Las Vegas, Nev.
First Round - #4 UNLV def. #5 New Mexico,
25-20, 21-25, 22-25, 25-22, 13-15

2022 MW Championship •
Fort Collins, Colo.
First Round - #4 Utah State def. #5 New Mexico
25-22, 25-15, 25-16

2023 MW Championship •
Las Vegas, Nev.
First Round - #6 New Mexico def. #3 UNLV
24-26, 25-19, 23-25, 25-14, 15-12
Semifinal - #2 Colorado St. def. #6 New Mexico
18-25, 18-25, 27-29

LOBOS IN THE NCAA TOURNAMENT

Appearances: 9
(1981-88-90-91-92-93-94-09-10)
Overall Record: 5-9

1981 • First Round • Albuquerque, N.M.
New Mexico def. Miami (Ohio) -
11-15, 15-11, 15-11, 15-9

1981 • Regional Semifinal • San Diego, Calif.
San Diego State def. New Mexico -
7-15, 3-15, 8-15

1988 • First Round • Lexington, Ky.
Kentucky def. New Mexico -
14-16, 1-15, 15-12, 15-9, 9-15

1990 • First Round • Albuquerque, N.M.
New Mexico def. Pepperdine -
15-7, 15-10, 15-12

1990 • West Reg. Semifinal • Los Angeles, Calif.
UCLA def. New Mexico -
8-15, 15-11, 2-15, 14-16

1991 • First Round • Albuquerque, N.M.
New Mexico def. Washington State -
15-5, 11-15, 15-9, 15-4

1991 • West Reg. Semifinal •Palo Alto, Calif.
UCLA def. New Mexico -
12-15, 10-15, 10-15

1992 • First Round • Albuquerque, N.M.
Arizona State def. New Mexico -
15-12, 15-9, 11-15, 5-15, 11-15

1993 • First Round • Albuquerque, N.M.
New Mexico def. Santa Clara -
15-11, 11-15, 15-11, 15-8

1993 • Second Round • Los Angeles, Calif.
UCLA def. New Mexico -
8-15, 3-15, 6-15

1994 • First Round • Albuquerque, N.M.
New Mexico def. Washington State -
7-15, 15-8, 13-15, 15-11, 15-8

1994 • Second Round • Los Angeles, Calif.
USC def. New Mexico -
13-15, 4-15, 6-15

2009 • First Round • Los Angeles, Calif.
Hawai'i def. New Mexico -
22-25, 16-25, 21-25

2010 • First Round • Los Angeles, Calif.
USC def. New Mexico -
25-19, 25-8, 25-18

LOBO HISTORY

LOBOS IN THE POLLS

FINAL NATIONAL POLLS

1988	19th
1990	14th
1991	8th
1992	18th
1994	20th

Number of Weeks Ranked - 71
Highest Ranking Ever - 8th

LOBOS vs POWER 4

ACC: 5-1
BIG 10: 4-14
BIG 12 (BIG 8): 13-18
SEC: 12-9

MULTIPLE P5 WINS IN SAME SEASON
2019: Kansas St. (BIG 12), Rutgers (BIG 10)
2016: Arizona St.(Pac 12), Arkansas (SEC)
2007: Iowa State (BIG 12), Arizona St. (PAC 12)
1997: Virginia (ACC), Cal (PAC 12), Iowa (BIG 10)
1995: Oregon St. (Pac 12), Iowa St. (BIG 12)
1994: Illinois (BIG 10), Kansas (BIG 12), LSU (SEC), Washington St. (Pac 12)
1992: Nebraska (BIG 12), Southern California (Pac 12), Auburn (SEC)
1991: Arizona (Pac 12), Washington St. (Pac 12), Kansas (BIG 12), Nebraska (BIG 12)
1990; Tennessee (SEC), Michigan St. (BIG 10), Arizona (Pac 12), LSU (SEC x2)
1989: Kansas St. (BIG 12), Kansas (BIG 12), Oklahoma (BIG 12), Florida (SEC)
1988: Clemson (ACC), Colorado (Pac 12 x2)
1987: LSU (SEC)
1986: Oregon St. (Pac 12 x2), Colorado (Pac 12)
1985: Washington (Pac 12), LSU (SEC)
1983: LSU (SEC), Oregon (Pac 12), Arizona (Pac 12), Kansas (BIG 12), Missouri (BIG 12), North Carolina (ACC)
1982: Oregon St. (Pac 12), North Carolina (ACC), Oregon (Pac 12)

AT LEAST 1 WIN VS. P5 IN SEASON
2019: Rutgers (BIG 10), Kansas St. (BIG 12)
2016: Arizona St. (PAC 12), Arkansas (SEC)
2013: Georgia Tech (ACC)
2007: Iowa State (BIG 12), Arizona St. (PAC 12)
2002: Auburn (SEC)
1997: Virginia (ACC), California (PAC 12)
1996: LSU (SEC)
1995: Oregon St. (Pac 12), Iowa St. (BIG 12)
1994: Illinois (BIG 10), Kansas (BIG 12), LSU (SEC), Washington St. (Pac 12)
1993: Arizona (Pac 12)
1992: Nebraska (BIG 12), Southern California (Pac 12), Auburn (SEC)
1991: Arizona (Pac 12), Washington St. (Pac 12), Kansas (BIG 12), Nebraska (BIG 12)
1990; Tennessee (SEC), Michigan St. (BIG 10), Arizona (Pac 12), LSU (SEC x2)
1989: Kansas St. (BIG 12), Kansas (BIG 12), Oklahoma (BIG 12), Florida (SEC)
1988: Clemson (ACC), Colorado (Pac 12 x2)
1987: LSU (SEC)
1986: Oregon St. (Pac 12 x2), Colorado (Pac 12)
1985: Washington (Pac 12), LSU (SEC)
1984: Cal (Pac 12)
1983: LSU (SEC), Oregon (Pac 12), Arizona (Pac 12), Kansas (BIG 12), Missouri (BIG 12), North Carolina (ACC)
1982: Oregon St. (Pac 12), North Carolina (ACC), Oregon (Pac 12)
1981: Arizona (Pac 12)
1980: Washington St. (Pac 12)

RECORD BY DECADE

DECADE	W	L	PCT
1970s	25	88	.221
1980s	187	138	.575
1990s	164	126	.566
2000s	120	164	.423
2010s	172	137	.557
2020s	97	90	.515
OVERALL	**765**	**743**	**.507**

RECORD BY CONFERENCE

CONF.	W	L	PCT	W	L	PCT
InterMountain	64	125	.339	22	56	.282
High Country	148	101	.594	44	48	.478
WAC	153	104	.595	71	51	.582
MW	400	413	.491	200	258	.432
OVERALL	**765**	**743**	**.507**	**337**	**413**	**.447**

COACH OF THE YEAR

2010 Jeff Nelson (MW)
1991 Laurel Brassey (WAC)
1988 Blase Czerniakowski (HCAC)
1980 Mike Herbert (InterMountain)

ALL-AMERICA

2014 Chantale Riddle, honorable mention
2013 Chantale Riddle, 3rd Team
2012 Chantale Riddle, honorable mention
2011 Allison Buck, honorable mention
Ashley Rhoades, honorable mention
2010 Lisa Meeter, honorable mention
Jade Michaelsen, honorable mention
2009 Taylor Hadfield, honorable mention
2008 Jeanne Fairchild, 3rd team
1992 Sharon Browning, 2nd team
1991 Pauline Manser, 1st team
1990 Pauline Manser, 1st team
Maria Gurreri, 2nd team
1988 Karen Saavedra-Warnock, 2nd team

ALL-REGION/DISTRICT

2014 Chantale Riddle, honorable mention
2013 Chantale Riddle, 1st team
2012 Chantale Riddle, 1st team
2011 Allison Buck, 1st team
Ashley Rhoades, 1st team
2010 Jade Michaelsen, 1st team
Lisa Meeter, 1st team
Taylor Hadfield, honorable mention
2009 Taylor Hadfield, honorable mention
2008 Jeanne Fairchild, 1st team
1995 Alicia Bergmann, 1st team
1994 Tania Gooley, 2nd team
Robyn Wentworth, 2nd team
1993 Tania Gooley, 1st team
Laurel Luman, 1st team
1992 Sharon Browning, 1st team
1991 Pauline Manser, 1st team
Sharon Browning, 1st team
1990 Laurel Brassey, Coach of the Year
Pauline Manser, 1st team
Maria Gurreri, 2nd team
Sharon Browning, 2nd team

ALL-CONFERENCE

2025 Camila Canedo, Honorable Mention
2024 Lauryn Payne
2023 Kaitlynn Biassou, Uxue Guereca
2022 Kaitlynn Biassou, Alena Moldan
2021 Kaitlynn Biassou, Uxue Guereca
2021 Kaitlynn Biassou
2019 Lauren Twitty, Honorable Mention
2018 Lauren Twitty
2017 Lauren Twitty, 1st Team
Ashley Kelsey, Honorable Mention
2016 Julia Warren
2015 Hannah Johnson. 1st Team
Skye Gullatt, 1st Team
Cassie House, Honorable Mention
Simone Henderson, Honorable Mention
2014 Chantale Riddle
Julia Warren - Designated Libero
Cassie House
Hannah Johnson
2013 Julia Warren - Freshman of the Year
Chantale Riddle
Hannah Johnson
Miquella Lovato
2012 Chantale Riddle
Miquella Lovato - Libero of the Year
2011 Allison Buck
Ashley Rhoades
Kelly Williamson
2010 Jade Michaelsen
Lisa Meeter,
Taylor Hadfield
Allison Buck
2009 Taylor Hadfield
Jade Michaelsen
Rose Morris
2008 Jeanne Fairchild
Jade Michaelsen
Gayle Tripp
2007 Jeanne Fairchild
Lisa Meeter - Freshman of the Year
2002 Anna Reines
1998 Nana Allison - WAC DS of the Year - Pacific Division
1997 Amber Smith, 2nd team
1996 Kristine Butler, 1st team
Jenny Pavley, 1st team
Gretchen Gegenfurtner, 2nd team
1995 Alicia Bergmann, 1st team
Kristine Butler, 2nd team
Maria Stutsman y Marquez - Defensive Specialist of the Year
1994 Tania Gooley, 1st team
Robyn Wentworth, 1st team
Sally Downs, 2nd team
Mindy Hale, 2nd team
1993 Tania Gooley, 1st team
Laurel Luman, 2nd team
Alicia Bergmann, 2nd team
1992 Sharon Browning, 1st team
Tania Gooley, 2nd team
Laurel Luman, 2nd team
1991 Pauline Manser, 1st team
Sharon Browning, 2nd team
1990 Maria Gurreri, 1st team
Pauline Manser, 1st team
Sharon Browning, 2nd team
1989 Maria Gurreri, 1st team
Pauline Manser, 1st team
Nao Nagatomo, 1st team
Tammy Lansford, Honorable Mention
1988 Maria Gurreri, 1st team
Marlo Pennington, 1st team
Karen Saavedra-Warnock, 1st team
Nao Ikeda, 2nd team
Lori Forrest, 2nd team
1987 Nao Ikeda, 2nd team
Cathy Peterson, 2nd team
Karen Saavedra, 2nd team
1986 Nao Ikeda, 2nd team - HCAC Defensive Player of the Year
1985 JoAnne O'Connell, Honorable Mention
Kathy Timmers, Honorable Mention
1983 Terri Nielson, 1st team
Shannon Vessup, 2nd team
Kim Hicks, Honorable Mention
1982 Kelly Knowles, 1st Team
Terri Neilson, 1st Team
Shannon Vessup, Honorable Mention
1981 Kim Hicks, Kelly Knowles, Terri Nielson
1980 Kim Hicks

PLAYER OF THE YEAR

2008 Jeanne Fairchild (MW)
1991 Pauline Manser (WAC)

FRESHMAN OF THE YEAR

2013 Julia Warren
2007 Lisa Meeter

LIBERO/DS OF THE YEAR

2014 Julia Warren (MW)
2012 Miquella Lovato (MW)
2011 Allison Buck (MW)
2010 Allison Buck (MW)
2008 Gayle Tripp (MW)
1998 Nana Allison (WAC)
1995 Maria Stutsman y Marquez (WAC)

2025 STATS

Game Records

Overall	Conference	Home	Away	Neutral
13 - 16	5 - 13	7 - 6	3 - 9	3 - 1

Team Box Score

			Attack					Set		Serve				Dig		Blocking					
##	Player	SP	K	K/S	E	TA	PCT	A	A/S	SA	SE	SA/S	RE	DIG	DIG/S	BS	BA	TOT/S	BLK/S	BE	BHE	PTS
1	Miller, Reagan	90	122	1.36	31	289	.315	1	0.01	2	1	0.02	2	22	0.24	22	65	87	0.97	8	0	178.5
2	Omercikoglu, Sude	1	0	0.00	0	0	.000	0	0.00	0	0	0.00	0	0	0.00	0	0	0	0.00	0	0	0.0
4	Payne, Lauryn	67	211	3.15	106	626	.168	2	0.03	9	15	0.13	15	71	1.06	1	24	25	0.37	5	0	233.0
5	Tremeroli, Amanda	40	26	0.65	13	107	.121	2	0.05	0	0	0.00	2	28	0.70	0	14	14	0.35	3	0	33.0
6	Blanco, Madison	107	3	0.03	1	6	.333	20	0.19	17	14	0.16	17	184	1.72	0	0	0	0.00	0	0	20.0
7	Yastrub, Uliana	68	62	0.91	37	205	.122	5	0.07	15	15	0.22	17	67	0.99	1	8	9	0.13	1	0	82.0
9	Johannson, Anna	67	0	0.00	0	0	.000	7	0.10	2	5	0.03	11	55	0.82	0	0	0	0.00	0	0	2.0
12	Brewer, Seenane	73	117	1.60	63	370	.146	12	0.16	11	16	0.15	21	116	1.59	1	6	7	0.10	3	0	132.0
13	Leonard, Zoe	103	147	1.43	46	408	.248	10	0.10	20	23	0.19	2	58	0.56	12	79	91	0.88	6	1	218.5
14	Canedo, Camila	112	5	0.04	2	17	.176	109	0.97	23	35	0.21	22	485	4.33	0	0	0	0.00	0	0	28.0
15	France, Addison	105	282	2.69	88	784	.247	98	0.93	3	6	0.03	0	113	1.08	5	58	63	0.60	4	2	319.0
16	Miller, Madeleine	112	68	0.61	14	162	.333	984	8.79	29	26	0.26	1	264	2.36	3	49	52	0.46	5	7	124.5
18	Chankoumi, Naomi	11	31	2.82	11	76	.263	0	0.00	0	0	0.00	3	10	0.91	0	4	4	0.36	0	0	33.0
20	Angilau, Solia	56	62	1.11	26	170	.212	3	0.05	0	5	0.00	0	20	0.36	13	40	53	0.95	1	0	95.0
22	Lavickyte, Liepa	3	6	2.00	1	13	.385	0	0.00	0	0	0.00	0	0	0.00	0	2	2	0.67	0	0	7.0
23	Riccato, Gioia	91	217	2.38	101	696	.167	13	0.14	17	9	0.19	26	171	1.88	4	26	30	0.33	5	1	251.0
NEW MEXICO		**112**	**1359**	**12.13**	**540**	**3929**	**.208**	**1266**	**11.30**	**148**	**170**	**1.32**	**178**	**1664**	**14.86**	**62**	**375**	**249.5**	**2.23**	**41**	**11**	**1,756.5**
Opponents		**112**	**1543**	**13.78**	**662**	**4194**	**.210**	**1426**	**12.73**	**178**	**224**	**1.59**	**148**	**1689**	**15.08**	**63**	**434**	**280**	**2.50**	**62**	**17**	**2,001.0**

Team statistics

	UNM	OPP
ATTACK		
Kills	1359	1543
Errors	540	662
Total Attacks	3929	4194
Attack Pct	.208	.210
Kills/Set	12.13	13.78
SET		
Assists	1266	1426
Attempts	3984	4201
Assist Pct	.318	.339
Assists/Set	11.30	12.73
SERVE		
Aces	148	178
Errors	170	224
Attempts	2440	2458
Serve Pct	.930	.909
Aces/Set	1.32	1.59
SERVE RECEPTIONS		
Errors	178	148
Errors/Set	1.59	1.32
Attempts	2234	2270
Reception Pct	.920	.999
DEFENSE		
Digs	1664	1689
Digs/Set	14.86	15.08
BLOCKING		
Block solo	62	63
Block Assist	375	434
Total Blocks	249.5	280
Blocks/Set	2.23	2.50
Block Errors	41	62
Ball handling errors	11	17
ATTENDANCE		
Total	8711	14043
Dates/Avg Per Date	13/670	12/1170
Neutral Site #/Avg	4/101	-
Current win streak	0	-
Home win streak	0	-

Team Results

	Date	Opponent		Score	Score-by-set	Att.
	08/29/2025	Manhattan	W	3-0	25-10,25-21,25-16	575
	08/29/2025	Northern Ariz.	W	3-2	17-25,25-19,25-16,26-28,15-13	684
	08/30/2025	Houston Christian	W	3-0	25-18,26-24,25-18	591
	09/04/2025	at Tarleton St.	W	3-2	25-21,25-17,13-25,18-25,15-12	637
	09/05/2025	vs Northwestern St.	W	3-0	25-20,25-13,25-15	57
	09/06/2025	vs Prairie View	W	3-1	25-11,25-27,25-13,25-15	83
	09/11/2025	vs Portland St.	L	1-3	25-20,22-25,23-25,22-25	127
	09/12/2025	vs Cal St. Fullerton	W	3-1	27-25,25-22,22-25,25-23	135
	09/13/2025	at California Baptist	L	1-3	22-25,20-25,25-18,16-25	369
	09/16/2025	New Mexico St.	W	3-2	25-21,22-25,19-25,25-19,15-11	917
	09/17/2025	at New Mexico St.	L	2-3	18-25,25-23,25-18,23-25,7-15	1413
*	09/25/2025	Utah St.	L	0-3	19-25,22-25,16-25	663
*	09/27/2025	Boise St.	L	1-3	25-23,22-25,22-25,14-25	664
*	10/02/2025	Colorado St.	L	0-3	23-25,16-25,20-25	704
*	10/04/2025	Wyoming	L	1-3	25-19,25-27,25-27,14-25	806
*	10/09/2025	at San Diego St.	L	1-3	10-25,25-20,22-25,23-25	368
*	10/11/2025	at Grand Canyon	L	0-3	22-25,22-25,17-25	4408
*	10/16/2025	at UNLV	L	2-3	32-30,19-25,27-25,17-25,16-18	414
*	10/18/2025	Grand Canyon	W	3-1	21-25,25-13,25-17,30-28	573
*	10/23/2025	at Fresno St.	L	0-3	22-25,17-25,18-25	635
*	10/25/2025	at San Jose St.	L	1-3	25-19,25-27,14-25,17-25	366
*	10/30/2025	Nevada	W	3-0	25-14,25-14,25-21	549
*	11/01/2025	Air Force	L	0-3	12-25,22-25,22-25	682
*	11/06/2025	UNLV	L	0-3	20-25,17-25,23-25	515
*	11/08/2025	San Diego St.	W	3-1	22-25,25-23,25-23,25-16	788
*	11/13/2025	at Nevada	W	3-0	25-22,25-20,25-20	673
*	11/15/2025	at Air Force	W	3-2	29-27,25-22,18-25,22-25,15-8	650
*	11/20/2025	at Wyoming	L	2-3	25-22,25-22,21-25,18-25,12-15	806
*	11/22/2025	at Colorado St.	L	1-3	19-25,25-20,13-25,17-25	3304

2025 CONF/OVERALL

Game Records

Overall	Conference	Home	Away	Neutral
13 - 16	5 - 13	7 - 6	3 - 9	3 - 1

Overall

			Attack					Set		
##	Player	SP	K	K/S	E	TA	PCT	A	A/S	PTS/S
15	France, Addison	105	282	2.69	88	784	.247	98	0.93	3.04
23	Riccato, Gioia	91	217	2.38	101	696	.167	13	0.14	2.76
4	Payne, Lauryn	67	211	3.15	106	626	.168	2	0.03	3.48
13	Leonard, Zoe	103	147	1.43	46	408	.248	10	0.10	2.12
1	Miller, Reagan	90	122	1.36	31	289	.315	1	0.01	1.98
12	Brewer, Seenane	73	117	1.60	63	370	.146	12	0.16	1.81
16	Miller, Madeleine	112	68	0.61	14	162	.333	984	8.79	1.11
20	Angilau, Solia	56	62	1.11	26	170	.212	3	0.05	1.70
7	Yastrub, Uliana	68	62	0.91	37	205	.122	5	0.07	1.21
18	Chankoumi, Naomi	11	31	2.82	11	76	.263	0	0.00	3.00
5	Tremeroli, Amanda	40	26	0.65	13	107	.121	2	0.05	0.83
22	Lavickyte, Liepa	3	6	2.00	1	13	.385	0	0.00	2.33
14	Canedo, Camila	112	5	0.04	2	17	.176	109	0.97	0.25
6	Blanco, Madison	107	3	0.03	1	6	.333	20	0.19	0.19
9	Johannson, Anna	67	0	0.00	0	0	.000	7	0.10	0.03
2	Omercikoglu, Sude	1	0	0.00	0	0	.000	0	0.00	0.00
Total		**112**	**1359**	**12.13**	**540**	**3929**	**.208**	**1266**	**11.30**	**15.68**
Opponents		**112**	**1543**	**13.78**	**662**	**4194**	**.210**	**1426**	**12.73**	**17.87**

Conference

	Attack						Set		
SP	K	K/S	E	TA	PCT	A	A/S	PTS/S
60	141	2.35	54	437	.199	48	0.80	2.74
59	122	2.07	62	438	.137	8	0.14	2.47
67	211	3.15	106	626	.168	2	0.03	3.48
60	81	1.35	29	253	.206	4	0.07	2.14
67	89	1.33	25	222	.288	1	0.01	2.06
40	54	1.35	26	152	.184	8	0.20	1.66
67	44	0.66	6	93	.409	568	8.48	1.06
20	16	0.80	13	55	.055	2	0.10	1.33
25	13	0.52	10	56	.054	3	0.12	0.78
0	-	-	-	-	-	-	-	-
21	11	0.52	10	55	.018	1	0.05	0.74
0	-	-	-	-	-	-	-	-
67	3	0.04	0	5	.600	62	0.93	0.22
63	1	0.02	0	1	1.000	12	0.19	0.19
49	0	0.00	0	0	.000	7	0.14	0.02
0	-	-	-	-	-	-	-	-
67	**786**	**11.73**	**341**	**2393**	**.186**	**726**	**10.84**	**15.47**
67	**981**	**14.64**	**403**	**2576**	**.224**	**904**	**13.49**	**18.94**

	Serve				Dig		Blocking			
Player	SA	SA/S	SE	RE	DIG	DIG/S	BS	BA	TOTAL	B/S
France, Addison	3	0.03	6	0	113	1.08	5	58	63	0.60
Riccato, Gioia	17	0.19	9	26	171	1.88	4	26	30	0.33
Payne, Lauryn	9	0.13	15	15	71	1.06	1	24	25	0.37
Leonard, Zoe	20	0.19	23	2	58	0.56	12	79	91	0.88
Miller, Reagan	2	0.02	1	2	22	0.24	22	65	87	0.97
Brewer, Seenane	11	0.15	16	21	116	1.59	1	6	7	0.10
Miller, Madeleine	29	0.26	26	1	264	2.36	3	49	52	0.46
Angilau, Solia	0	0.00	5	0	20	0.36	13	40	53	0.95
Yastrub, Uliana	15	0.22	15	17	67	0.99	1	8	9	0.13
Chankoumi, Naomi	0	0.00	0	3	10	0.91	0	4	4	0.36
Tremeroli, Amanda	0	0.00	0	2	28	0.70	0	14	14	0.35
Lavickyte, Liepa	0	0.00	0	0	0	0.00	0	2	2	0.67
Canedo, Camila	23	0.21	35	22	485	4.33	0	0	0	0.00
Blanco, Madison	17	0.16	14	17	184	1.72	0	0	0	0.00
Johannson, Anna	2	0.03	5	11	55	0.82	0	0	0	0.00
Omercikoglu, Sude	0	0.00	0	0	0	0.00	0	0	0	0.00
TEAM	-	-	-	39	-	-	-	-	-	-
Total	**148**	**1.32**	**170**	**178**	**1664**	**14.86**	**62**	**375**	**249.5**	**2.23**
Opponents	**178**	**1.59**	**224**	**148**	**1689**	**15.08**	**63**	**434**	**280.0**	**2.50**

	Serve				Dig		Blocking			
SA	SA/S	SE	RE	DIG	DIG/S	BS	BA	TOTAL	B/S
2	0.03	6	0	61	1.02	4	35	39	0.65
10	0.17	5	18	104	1.76	2	23	25	0.42
9	0.13	15	15	71	1.06	1	24	25	0.37
10	0.17	10	2	32	0.53	8	59	67	1.12
0	0.00	0	2	18	0.27	21	56	77	1.15
11	0.28	11	7	57	1.43	0	3	3	0.08
7	0.10	14	1	146	2.18	3	34	37	0.55
0	0.00	2	0	7	0.35	4	13	17	0.85
5	0.20	7	6	13	0.52	0	3	3	0.12
0	-	-	-	-	-	-	-	-	-
0	0.00	0	0	17	0.81	0	9	9	0.43
0	-	-	-	-	-	-	-	-	-
12	0.18	19	14	311	4.64	0	0	0	0.00
11	0.17	9	10	110	1.75	0	0	0	0.00
1	0.02	1	10	51	1.04	0	0	0	0.00
0	-	-	-	-	-	-	-	-	-
-	-	-	27	-	-	-	-	-	
78	**1.16**	**99**	**112**	**998**	**14.90**	**43**	**259**	**172.5**	**2.57**
112	**1.67**	**130**	**78**	**1061**	**15.84**	**40**	**272**	**176.0**	**2.63**

TV/RADIO ROSTER



REAGAN MILLER
5-11 • MB • 3Y
Birmingham, Ala.-
Hoover HS



ELLA JOESTING
5-6 • DS / L • 3Y
Prior Lake, Minn.
Prior Lake HS / Dayton



ANGELA ZHANG
6-0 • S • 1Y
Torrance, Calif.
Mater Dei HS



CAMPBELL HOLLISTER
6-1 • MB • 1Y
Gilbert, Ariz.
Campo Verde HS



AMANDA TREMEROLI
5-11 • OH • 3Y
Phoenix, Ariz.
Pinnacle HS



ULIANA YASTRUB
5-11 • OH • 3Y
Mykolaev, Ukraine
Zaporizhzhia Lyceum / Rutgers



VIENA MOLIIS
5-10 • OH • 1Y
Helsinki, Finland
Ressu IB World School



MINA STANOJEVIC
6-0 • OH • 1Y
Mitrovica, Serbia
Secondary Vocational School



SEENANE BREWER
5-10 • OH • 3Y
Lawrence, Kan.
Lawrence HS



ZOE LEONARD
6-0 • MB • 3Y
Phoenix, Ariz.
Arcadia HS



CAMILA CANEDO
5-9 • L • 4Y
Curitiba, Brazil
Colegio Acesso / Colby CC



ADDISON FRANCE
6-2 • OPP • 2Y
Phoenix, Ariz.
Sandra Day O'Connor HS



MADELEINE MILLER
6-1 • S • 4Y
Shueyville, Iowa
Mount Vernon HS



LIEPA LAVICKYTE
6-1 • MB • 5Y
Sandnes, Norway
Toppovolley / Oregon State



ADRIANA KOSTADINOVIC
6-2 • OPP • 1Y
Lajkovac, Serbia



AYLIN RAVELL
6-1 • OH • 1Y
Bedford, Texas
Oakridge School



BRIAN HOSFELD
Head Coach
1st Season
Long Beach State, 1991



JEREMIAH ESTES
Associate Head Coach
1st Season
Long Beach State, 1996



PATRICK SULLIVAN
Associate Head Coach
1st Season
Long Beach State, 1995



KATIE KEIPER
Assistant Coach / Operations
1st Season
UC - Colorado Springs, 2015



AMANDA KING
Athletic Trainer
2nd Season
CSU Monterrey Bay, 2011
Weber State (MSAT), 2015



RUSS MCCARTHY
Strength Coach
6th Season
New Mexico, 2006



BRIAN HOSFELD
HEAD COACH

Brian Hosfeld became the 11th head volleyball coach at the University of New Mexico on Dec. 21, 2025.

Hosfeld arrives in Albuquerque after a four-year stint as Associate Head Coach at Wichita State with over three decades of coaching experience under his belt. During Hosfeld' s tenure in Wichita, the Shockers accumulated an 81-46 (.638) record, winning an AAC Tournament title and advancing to the NCAA Tournament in 2024. He also departed Baylor as the winningest head coach in school history in addition to winning a national title as an assistant at Long Beach State and reaching the Final Four three times as an assistant at Texas.

"I'm honored and excited to represent the University of New Mexico as the next head coach of women's volleyball," Hosfeld said. "The opportunity to build alongside our student-athletes—developing them on and off the court—is what excites me most.

"UNM is a special place with good history, and I can't wait to begin this journey with the Lobo family."

Hosfeld began his coaching career at Long Beach State in 1993, winning the national championship in his first season with the 49ers – that season, the 49ers went 32-2, only dropping two sets in their entire NCAA Tournament run.

After three seasons at Long Beach, he was chosen to lead the Baylor program in 1996, departing eight years later as the winningest coach in program history with 129 victories to his name. Under Hosfeld's leadership, Baylor reached the NCAA tournament for the first time in program history in 1999, going on to qualify again in 2001.

Following his tenure in Waco, Hosfeld joined the staff at Texas in 2004, working primarily with the Longhorns defense and middle blockers. He helped formulate one of the most productive defensive units in the nation, with the Longhorns winning three consecutive Big 12 titles and reaching the Final Four in 2008, 2009 and 2010 -- UT advanced to the national championship match in 2009. With Hosfeld on staff, Texas posted an overall record of 186-33, winning at an .849 clip.

Hosfeld has also coached at the international level, leading the 2005 USA Volleyball A2 junior national team and USA Volleyball to a silver medal at the 1997 World University Games in Sicily, Italy. Prior to his work with that team, Hosfeld served as USA Volleyball's director of the World University and National Team tryouts at the Olympic Training Center.

Hosfeld's most recent collegiate coaching experience before heading to Wichita came as an interim assistant coach at Utah, where he spent the 2011 season before transitioning full-time to club volleyball. He helped found nationally-recognized Magnum Volleyball in 1986 and worked with Austin Juniors, Club Red, Arizona East Valley, Spiral and Catalyst before taking over as director of T3 in Coeur d'Alene, where he spent the previous decade before making his return to collegiate volleyball in 2022.

THE HOSFELD FILE

Education

Long Beach State - 1991

Collegiate Coaching History

Year(s)	Team	Position
1993-96	Long Beach State	Assistant Coach
1996-04	Baylor	Head Coach
2004-10	Texas	Assistant Coach
2011	Utah	Interim Assistant Coach
2023-25	Wichita State	Associate Head Coach
2026-	New Mexico	Head Coach

Career Head Coaching Record (Year-By-Year)

Year	Team	Record	WL%
1996-97	Baylor	18-16	.529
1997-98	Baylor	15-19	.441
1998-99	Baylor	15-18	.455
1999-00	Baylor	26-9	.743
2000-01	Baylor	16-15	.516
2001-02	Baylor	18-12	.600
2002-03	Baylor	9-22	.290
2003-04	Baylor	12-22	.353
2026-27	New Mexico	11-15	.423
9-Season Career		**140-148**	**.486**



COACHES



JEREMIAH "JERI" ESTES
ASSOCIATE HEAD COACH

Jeremiah (Jeri) Estes joined the Lobo Volleyball Coaching Staff in February of 2026.

Internationally, Estes is widely regarded as one of the most accomplished coaches in the sport, having helped lead championship programs in three different countries. His global résumé includes two Swiss League national championships as head coach at Volero Zurich (2005, 2006), an NCAA National Championship at Long Beach State as part of the first undefeated title team in NCAA history, and multiple European Champions League titles during his tenure with Uralochka in Russia—one of the most successful professional volleyball clubs in the world.

Estes has also coached or advised USA Volleyball's National and Olympic Teams, Russia's National and Olympic Teams, and numerous professional clubs across Europe and Asia, with international accolades that include a Gold Medal with the USA Men's National Team at the 2023 Pan American Games, a silver medal at the Athens Olympic Games with Russia, and multiple FIVB World Grand Prix gold medals.

Estes' footprint extends to the international club volleyball scene as well – he has served as head coach for Volero Zurich (Switzerland), Azeryol Baku (Azerbaijan), Dinamo Moscow (Russia) and Tianjin (China) among others. While at Volero Zurich, he led the club to back-to-back Swiss League championships, Swiss Cup titles, and a remarkable 74-match winning streak. Over the course of his career, Estes has coached and trained more than 40 Olympians worldwide.

Estes arrives in Albuquerque following a highly successful stint as Associate Head Coach at Southern University, where he helped guide the program to its most successful season in more than a decade. Under his leadership, Southern advanced to its first conference championship final in over 25 years and produced two All-SWAC selections for the first time since 2016.

At the NCAA Division I level, Estes has served in prominent roles at Long Beach State, UC Santa Barbara, and East Carolina, including being part of Long Beach State's historic undefeated NCAA National Championship season, the first in NCAA history. During his tenure at Long Beach State, the program recorded two Final Four appearances, five NCAA Tournament berths, three conference championships, and four top-10 national finishes.

In addition to his collegiate and international accomplishments, Estes has made a significant impact at the grassroots level as founder and owner of The Volleyball Factory and co-founder of Mizuno Long Beach Volleyball Club.

A native of Honolulu, Hawaii, Estes attended Mid-Pacific Institute, where he was a letterman in volleyball and basketball. He received his bachelor's degree from Long Beach State University, where he was a member of the Men's Volleyball team and competed for the Track & Field squad in the decathlon and the 400 meters. He and his wife Evgeniya (Artamonova) Estes – the only six-time indoor women's volleyball Olympian in the world for the Russian women's Olympic team – have three children, Jette, Jeyvin and Jerren.



PATRICK SULLIVAN
ASSOCIATE HEAD COACH

Patrick Sullivan joined the program as Associate Head Coach in March of 2026.

Sullivan's coaching background includes but is not limited to experience at the NCAA Division I level with Bradley University and the University of Northern Iowa, as well as Long Beach State and Golden West College. Across these roles, he has contributed to conference success, postseason appearances, and a state championship as a Co-Head Coach, while supporting all aspects of program operations, including recruiting, scouting, player development, and academic achievement. At Bradley, Coach Sullivan played a key role in developing the team's middle blockers, contributing to significant improvements in offensive efficiency and blocking performance within the Missouri Valley Conference.

In addition to collegiate coaching, Coach Sullivan has extensive experience in club and developmental volleyball. As the founder and director of Stealth Volleyball, he established and led a competitive club program that successfully placed athletes at the collegiate level across NCAA divisions. Coach Sullivan has also served as a recruiting coordinator and private trainer, working with athletes ranging from youth to Division I prospects, while providing guidance throughout the recruiting process.

A former NCAA National Champion at Long Beach State, Coach Sullivan competed at the highest level of collegiate volleyball and was part of multiple NCAA Championship finalist teams. His playing experience also includes national-level competition, highlighted by multiple USA Volleyball Open National Championships with Team ASICS/Paul Mitchell. In recognition of these accomplishments, Coach Sullivan was inducted into the Madera Sports Hall of Fame (Second Class) and is a member of Long Beach State's Volleyball Wall of Fame and Hall of Fame as part of an NCAA Championship team.

Coach Sullivan has remained actively engaged in the volleyball community through media and outreach efforts, including serving as the creator and host of the "Set The Pipe!!" podcast and contributing as a color commentator for collegiate broadcasts.



KATIE KEIPER
ASSISTANT COACH / DIRECTOR OF OPERATIONS

Katie Keiper joined the Lobo family in January of 2026.

Keiper joins New Mexico following a successful coaching career at the high school and club levels, most recently serving as a head coach for Great Plains Volleyball Club, working with U17 and U18 teams since December 2023. She also served as head coach at Eisenhower High School (Lawton, Okla.) from 2024 through 2025, earning 2024 Oklahoma Coaches Association Region 4 Coach of the Year honors.

Prior to her time in Oklahoma, Keiper coached extensively in the Pacific Northwest, including stints with T3 VBC and 208 VBC, where she served as a head coach for U14 and U15 teams and an assistant coach at the U15 and U16 levels. She also coached at Gonzaga Preparatory School and College Prep Academy Volleyball Club while contributing to the sport as a regional referee for the Evergreen Region Volleyball Association.

Keiper's resume includes a unique blend of collegiate, international, and professional experience – she spent time at Northern Arizona University before transferring to the University of Colorado Colorado Springs, where she completed her collegiate playing career. In total, Keiper has over 15 years of experience as both a player and a coach.

Internationally, Keiper competed from 2017–2020 with the Lakenheath U.S. Air Force Women's Team based out of England, earning three first-place finishes across competitions in Germany and England. Additionally serving as coach of the All-Air Force European Women's Team, Keiper took home gold at the Aircom Tournament in 2020.

She also played on the UK Pro Beach Tour from 2017–19, recording two first-place finishes in coed and women's doubles competition. Prior to joining Hosfeld's staff in Albuquerque, Keiper also played with VLA Team Sakura based out of Oklahoma City.

A graduate of UCCS, Keiper holds a bachelor's degree in Business Administration.

INDIVIDUAL BIOS



REAGAN MILLER

MB • 6-1 • 3Y
Birmingham, Ala. • Hoover HS

1

2025-26 (Second Year)

Made significant strides in her second season, appearing in 27 matches and 90 sets after playing 32 sets as a freshman … increased her production from 18 to 122 kills, raised her hitting percentage from .131 to .315 and improved from 11 to 87 total blocks … ranked fourth on the team in hitting percentage and second in total blocks while averaging 1.36 kills, 0.97 blocks and 1.98 points per set … recorded a career-high 13 kills and 18.5 points while hitting .478 with eight blocks at Wyoming (Nov. 20) … posted 10 kills on .625 hitting at New Mexico State (Sept. 17) and matched her season high with nine blocks in a five-set win at Air Force (Nov. 15) … hit .636 with seven kills in wins over Nevada (Oct. 30) and San Diego State (Nov. 8).

2024-25 (First Year)

Appeared in 32 sets over 15 matches in her debut season … Contributed 18 kills and 11 total blocks … Hit a season-best .375 with three kills in UNM's sweep over Kansas City (9/5) … Registered a season-high four kills in a five-set win against North Dakota (8/30) … Added two blocks in UNM's four-set win over Howard (9/6).

High School / Personal

HIGH SCHOOL: Two-time AVCA Phenom List selection and has spent time with the Alabama Performance 18 National Club team … part of the AP Capstone Program and Spanish Honors Society, earning the prestigious AP Scholar with Honor award.

PERSONAL: Planning to major in biology at UNM … "During my short time on campus and with the team, I couldn't help but observe the strong connection the girls had with one another," Miller said of her choice to join the Lobos. "I was excited at the prospect of joining such a hardworking and cohesive team lead by such an incredible and dedicated coaching staff!"

CAREER STATS AND SINGLE-MATCH HIGHS

MILLER, Reagan

SEASON	TEAM	SM-MP	K	K/S	E	TA	PCT	A	A/S	SA	SA/S	SE	DIG	D/S	RE	BS	BA	TB	B/S	BE	BHE	PTS	PTS/S
2024-25	UNM	32-15	18	0.56	10	61	.131	0	0.00	0	0.00	0	4	0.13	1	3	8	11	0.34	1	0	25.0	0.78
2025-26	UNM	90-27	122	1.36	31	289	.315	1	0.01	2	0.02	1	22	0.24	2	22	65	87	0.97	8	0	178.5	1.98
2026-27	UNM	92-25	219	2.38	67	484	.314	5	0.05	0	0.00	1	21	0.23	1	22	44	66	0.72	3	0	263.0	2.86
TOTAL		**214 - 67**	**359**	**1.68**	**108**	**834**	**.301**	**6**	**0.03**	**2**	**0.01**	**2**	**47**	**0.22**	**4**	**47**	**117**	**164**	**0.77**	**12**	**0**	**466.5**	**2.18**

Single Game Highs

Statistic	Value	
Kills	16	at UNLV 11/14/26
Attacks	32	at UNLV 11/14/26
Assists	2	vs Northern Colo. 09/04/26
Serve Aces	2	vs Northwestern St. 09/05/25
Digs	4	at UNLV 11/12/26
Blocks	9	at Air Force 11/15/25
Block solos	5	vs Fresno St. 09/18/26
Block assists	7	at San Diego St. 10/09/25
PCT	.750	vs Portland St. 09/11/25, vs Air Force 11/01/25

INDIVIDUAL BIOS



ELLA JOESTING

DS/L • 5-6 • 3Y
Prior Lake, Minn. • Prior Lake HS / Dayton

2

University of Dayton (2024-25)

Made collegiate debut at VCU (Oct. 4) ... Named to the 2024-25 Atlantic 10 Commissioner's Honor Roll.

High School / Personal

HIGH SCHOOL: Graduated from Prior Lake High School in 2024… earned First Team All-State honors at libero as a senior in 2023… was a two-time First Team All-Conference selection at setter in 2021 and 2022… ranked by Prep Dig as the No. 2 libero and No. 8 overall player in Minnesota… served as a two-time team captain… lettered three years in volleyball and three years in tennis… earned PLHS Board Scholar recognition all four years and was a two-time AAU Academic All-American… played club volleyball for Minnesota Select, helping the team finish fifth in the 18 Open division at USAV Nationals.

PERSONAL: Birthday is July 12… born in Edina, Minnesota… parents are Angie and Derek Joesting… has one sibling, Evan… majoring in biology… enjoys hiking, boating and playing board games… favorite athlete is Morgan Hentz… chose UNM because of the people, strength of the academics and athletics, and the warm weather.

CAREER STATS AND SINGLE-MATCH HIGHS

JOESTING, Ella

SEASON	TEAM	SM-MP	K	K/S	E	TA	PCT	A	A/S	SA	SA/S	SE	DIG	D/S	RE	BS	BA	TB	B/S	BE	BHE	PTS	PTS/S
2024-25	UD	2-2	0	0.00	0	0	.000	0	0.00	0	0.00	0	0	0.00	0	0	0	0	0.00	0	0	0.0	0.00
2026-27	UNM	52-18	0	0.00	0	2	.000	4	0.08	3	0.06	6	81	1.56	9	0	0	0	0.00	0	0	3.0	0.06
TOTAL FOR UNM		**52 - 18**	**0**	**0.00**	**0**	**2**	**.000**	**4**	**0.08**	**3**	**0.06**	**6**	**81**	**1.56**	**9**	**0**	**0**	**0**	**0.00**	**0**	**0**	**3.0**	**0.06**
TOTAL		**54 - 20**	**0**	**0.00**	**0**	**2**	**.000**	**4**	**0.07**	**3**	**0.06**	**6**	**81**	**1.50**	**9**	**0**	**0**	**0**	**0.00**	**0**	**0**	**3.0**	**0.06**

Single Game Highs

Statistic	Value	
Attacks	1	at Air Force 11/07/26, at UNLV 11/12/26
Assists	1	at Air Force 11/05/26, vs San Jose St. 10/25/26, vs Nevada 10/04/26, at Hawaii 09/25/26
Serve Aces	1	vs Nevada 10/04/26, at UC Davis 10/08/26, at UC Davis 10/10/26
Digs	12	at Air Force 11/05/26

INDIVIDUAL BIOS



ANGELA ZHANG

S • 6-0 • 1Y
Beijing, China • Experimental HS

3

High School / Personal

HIGH SCHOOL: Graduated from The Experimental High School Attached to Beijing Normal University in 2026… served as the team's starting setter… lettered in volleyball during her sophomore and junior seasons… earned a National First-Class Volleyball Athlete Certificate.

PERSONAL: Birthday is January 18… born in Beijing, China… mother is Changjuan Wang, a former track and field athlete… majoring in management information systems… enjoys listening to music and cooking… favorite athlete is Chinese volleyball player Ding Xia… chose UNM for the opportunity to pursue academic growth while competing and developing her volleyball skills at the Division I level.

CAREER STATS AND SINGLE-MATCH HIGHS

ZHANG, Angela

SEASON	TEAM	SM-MP	K	K/S	E	TA	PCT	A	A/S	SA	SA/S	SE	DIG	D/S	RE	BS	BA	TB	B/S	BE	BHE	PTS	PTS/S
2026-27	UNM	2-2	0	0.00	0	1	.000	7	3.50	0	0.00	2	2	1.00	0	0	0	0	0.00	0	0	0.0	0.00
TOTAL		**2 - 2**	**0**	**0.00**	**0**	**1**	**.000**	**7**	**3.50**	**0**	**0.00**	**2**	**2**	**1.00**	**0**	**0**	**0**	**0**	**0.00**	**0**	**0**	**0.0**	**0.00**

Single Game Highs

Statistic	Value	
Attacks	1	at Hawaii 09/25/26
Assists	4	at Saint Mary's (CA) 09/17/26
Digs	2	at Hawaii 09/25/26
PCT	.000	at Hawaii 09/25/26

INDIVIDUAL BIOS



CAMPBELL HOLLISTER

MB • 6-1 • 1Y
Gilbert, Ariz. • Campo Verde HS

4

High School / Personal

HIGH SCHOOL: Graduated from Campo Verde High School in 2026… lettered in varsity volleyball… earned 5A East Sky First Team honors… played club volleyball for PSVBA, Arizona Storm and Arizona Revolution… helped her team finish third in the Open division at the Triple Crown in Kansas City and third in the Open division at 15U Nationals.

PERSONAL: Birthday is April 29… born in Seattle, Washington… parents are Chelsea and Rob Hollister… has one sibling, Drew… majoring in biology… enjoys traveling, shopping and spending time with friends… favorite athlete is Kobe Bryant… chose UNM because of the area, community, volleyball program and overall atmosphere of the school.

CAREER STATS AND SINGLE-MATCH HIGHS

HOLLISTER, Campbell

SEASON	TEAM	SM-MP	K	K/S	E	TA	PCT	A	A/S	SA	SA/S	SE	DIG	D/S	RE	BS	BA	TB	B/S	BE	BHE	PTS	PTS/S
2026-27	UNM	58-23	79	1.36	31	215	.223	3	0.05	3	0.05	13	14	0.24	1	3	20	23	0.40	1	0	95.0	1.64
TOTAL		**58 - 23**	**79**	**1.36**	**31**	**215**	**.223**	**3**	**0.05**	**3**	**0.05**	**13**	**14**	**0.24**	**1**	**3**	**20**	**23**	**0.40**	**1**	**0**	**95.0**	**1.64**

Single Game Highs

Statistic	Value	
Kills	11	vs San Jose St. 10/25/26
Attacks	27	vs Nevada 10/04/26
Assists	1	vs Fresno St. 09/18/26, vs UTEP 10/17/26, at UC Davis 10/08/26
Serve Aces	2	vs Nevada 10/04/26
Digs	3	at UC Davis 10/08/26
Blocks	7	vs Tulsa 08/30/26
Block solos	2	vs Tulsa 08/30/26
Block assists	5	vs Tulsa 08/30/26
PCT	.526	vs San Jose St. 10/25/26

INDIVIDUAL BIOS



AMANDA TREMEROLI

OH • 5-11 • 3Y
Phoenix, Ariz. • Pinnacle HS

5

2025-26 (Second Year)

Competed in her first collegiate season after spending the previous year with the program, appearing in 17 matches and 40 sets … totaled 26 kills, 28 digs and 14 total blocks … recorded a season-high four kills while hitting .571 in a five-set win over New Mexico State (Sept. 16) and matched that kill total against Boise State (Sept. 27) … posted three kills and a season-best five blocks at New Mexico State (Sept. 17) … collected a season-high nine digs with two blocks against Wyoming (Oct. 4) … added two kills and three blocks at San Diego State (Oct. 9).

2024-25 (First Year)

Joined the Lobos at the semester after graduating early from high school, competing for UNM in four spring exhibition matches … Redshirted.

High School / Personal

HIGH SCHOOL: Earned a bevy of honors, including being named to Prep Volleyball's Class of '24 watch list and Under Armor's All-American list for 2021 … was a part of the Arizona Region 17's Champions team and finished 2nd at the 2023 USAV Nationals in the 17's American division while being named to the All-Tournament team … qualified for USAV Nationals every single year from the age of 12 … Planning to major in Business at UNM, Tremeroli also touts a 4.1 GPA.

CAREER STATS AND SINGLE-MATCH HIGHS

TREMEROLI, Amanda

SEASON	TEAM	SM-MP	K	K/S	E	TA	PCT	A	A/S	SA	SA/S	SE	DIG	D/S	RE	BS	BA	TB	B/S	BE	BHE	PTS	PTS/S
2025-26	UNM	40-17	26	0.65	13	107	.121	2	0.05	0	0.00	0	28	0.70	2	0	14	14	0.35	3	0	33.0	0.83
2026-27	UNM	13-9	5	0.38	4	30	.033	0	0.00	0	0.00	2	4	0.31	0	0	1	1	0.08	2	0	5.5	0.42
TOTAL		**53 - 26**	**31**	**0.58**	**17**	**137**	**.102**	**2**	**0.04**	**0**	**0.00**	**2**	**32**	**0.60**	**2**	**0**	**15**	**15**	**0.28**	**5**	**0**	**38.5**	**0.73**

Single Game Highs

Statistic	Value	
Kills	4	vs Boise St. 09/27/25, vs New Mexico St. 09/16/25
Attacks	22	at California Baptist 09/13/25
Assists	1	vs Portland St. 09/11/25, at Fresno St. 10/23/25
Digs	9	vs Wyoming 10/04/25
Blocks	5	at New Mexico St. 09/17/25
Block assists	5	at New Mexico St. 09/17/25
PCT	1.000	vs Colorado St. 10/02/25, vs UNLV 11/06/25

INDIVIDUAL BIOS



ULIANA YASTRUB

OH • 5-11 • 3Y
Mykolaev, Ukraine • Zaporizhzhia Sports Lyceum / Rutgers

7

2025-26 (Second Year)

Appeared in 23 matches and 68 sets in her first season at New Mexico after transferring from Rutgers … totaled 62 kills, 67 digs, 15 service aces and nine total blocks … recorded double-digit kills three times, highlighted by a season-high 13 kills, nine digs and 15 points in a win over Cal State Fullerton (Sept. 12) … added 12 kills on .286 hitting against New Mexico State (Sept. 16) and 11 kills with seven digs at Portland State (Sept. 11) … collected a season-high 11 digs at Tarleton State (Sept. 4) … finished with nine kills, two aces and two blocks in a win over San Diego State (Nov. 8) … served two aces in four matches.

Rutgers (2024-25)

Appeared in five contests as a true freshman … Served up an ace against #16 USC (Oct. 20) … Registered two kills on four swings against Colorado (Sept. 1).

High School / Personal

HIGH SCHOOL: Graduate of the Municipal Institution Zaporizhzhia Regional Sports Lyceum of the Zaporizhzhia Regional Council in Ukraine … Competed internationally as a member of the Ukraine U17/U18 National Youth Team from 2023–24, earning podium finishes at the CEV EEVZA European Championships, including second place in Latvia (2023) and third place in Georgia (2024) and Kosovo (2023) … Won the 2023–24 Women's National Youth Championship of Ukraine with Sports Academy Prometey … Also placed second (2022) and third (2020, 2021) in the same championship with Sportlyceum … Competed professionally and at the club level in Belgium, Poland, and Ukraine, including Belgian Championship play with VC Gembloux and multiple top-three finishes in Polish tournaments … Named "Best Hitter" at the 2022 Tauron Dystrybucja Czanka Cup in Częstochowa, Poland, and "Best Player" at both the 2022 Mayor's Cup in Sulejów, Poland, and multiple tournaments in the Zaporizhzhya Region … Earned the Zaporizhzhia Sports Lyceum Diploma for significant athletic achievement and was recognized on the school's Board of Honor.

PERSONAL: Daughter of Hanna and Pavlo … has one sister, Yuliia (26), who played volleyball at Syracuse University … Enjoys dancing, baking, traveling, running, volunteering, and spending time with family and friends … Trilingual in Ukrainian, Russian, and English … Favorite athletes are Gabriela Guimarães and Novak Djokovic … Favorite foods are her grandmother's cooking and sweets … Favorite movies include The Hunger Games and The Divergent series … Intends to major in psychology and human resources management.

CAREER STATS AND SINGLE-MATCH HIGHS

YASTRUB, Uliana

SEASON	TEAM	SM-MP	K	K/S	E	TA	PCT	A	A/S	SA	SA/S	SE	DIG	D/S	RE	BS	BA	TB	B/S	BE	BHE	PTS	PTS/S
2024-25	RU	8-5	3	0.38	1	5	.400	0	0.00	1	0.13	6	0	0.00	0	0	0	0	0.00	0	0	4.0	0.50
2025-26	UNM	68-23	62	0.91	37	205	.122	5	0.07	15	0.22	15	67	0.99	17	1	8	9	0.13	1	0	82.0	1.21
2026-27	UNM	40-13	66	1.65	40	193	.135	7	0.18	4	0.10	5	56	1.40	8	2	6	8	0.20	6	0	75.0	1.88
TOTAL FOR UNM		**108 - 36**	**128**	**1.19**	**77**	**398**	**.128**	**12**	**0.11**	**19**	**0.18**	**20**	**123**	**1.14**	**25**	**3**	**14**	**17**	**0.16**	**7**	**0**	**157.0**	**1.45**
TOTAL		**116 - 41**	**131**	**1.13**	**78**	**403**	**.132**	**12**	**0.10**	**20**	**0.17**	**26**	**123**	**1.06**	**25**	**3**	**14**	**17**	**0.15**	**7**	**0**	**161.0**	**1.39**

Single Game Highs

Statistic	Value	
Kills	16	at UC Davis 10/08/26
Attacks	41	vs Cal St. Fullerton 09/12/25
Assists	3	vs Fresno St. 09/18/26
Serve Aces	2	6 times
Digs	11	at Tarleton St. 09/04/25
Blocks	3	vs Northern Colo. 09/04/26
Block solos	1	vs Cal St. Fullerton 09/12/25, at Saint Mary's (CA) 09/17/26, vs Northern Colo. 09/04/26
Block assists	2	6 times

INDIVIDUAL BIOS



VIENA MOLIIS

OH • 5-10 • 1Y
Helsinki, Finland • Ressu IB World School

8

High School / Personal

HIGH SCHOOL: Competed in Finland's Women's National League with Hämeenlinnan Lentopallokerho… also played in Finland's Women's First Division with Puma Volley, earning a national silver medal during the 2023-24 season… helped her youth teams win national bronze medals at the U18 and U16 levels… represented Finland's U18 National Team at the 2024 European Championships in Greece… earned a bronze medal with the U17 Regional Team at the Interregional Championships… selected to the U17 Regional Team in 2023, one year ahead of her age group… three-time recipient of her program's Best Team Player award from 2022-24.

PERSONAL: From Helsinki, Finland… has served as a youth volleyball coach… volunteered with the Kanssakulkijat program supporting immigrant youth in Finland.



MINA STANOJEVIC

OH • 6-0 • 2Y
Mitrovica, Serbia • Novi Sad Secondary

9

High School / Personal

HIGH SCHOOL: Graduated from Secondary Vocational School in Novi Sad, Serbia… played club volleyball for Srbijanka, Srem and Železničar Lajkovac… won multiple regional competitions with Srbijanka across several age divisions… helped Srbijanka finish third at a tournament in Ancona, Italy, and win the Serbian Youth Sports Games in the under-14 division.

PERSONAL: Birthday is February 28… born in Valjevo, Serbia… parents are Dejan and Violeta Stanojevic… majoring in ecology… enjoys traveling, working out and listening to music… favorite athlete is Novak Djokovic… chose UNM because of its combination of strong academics and competitive volleyball and the opportunity to grow as both a student and an athlete.

CAREER STATS AND SINGLE-MATCH HIGHS

STANOJEVIC, Mina

SEASON	TEAM	SM-MP	K	K/S	E	TA	PCT	A	A/S	SA	SA/S	SE	DIG	D/S	RE	BS	BA	TB	B/S	BE	BHE	PTS	PTS/S
2026-27	UNM	99-26	259	2.62	131	768	.167	41	0.41	28	0.28	36	319	3.22	26	6	14	20	0.20	3	0	300.0	3.03
TOTAL		**99 - 26**	**259**	**2.62**	**131**	**768**	**.167**	**41**	**0.41**	**28**	**0.28**	**36**	**319**	**3.22**	**26**	**6**	**14**	**20**	**0.20**	**3**	**0**	**300.0**	**3.03**

Single Game Highs

Statistic	Value	
Kills	19	at UC Davis 10/08/26
Attacks	50	vs Tulsa 08/30/26, at UC Davis 10/08/26
Assists	5	at Air Force 11/07/26, vs California Baptist 08/28/26
Serve Aces	3	vs Grand Canyon 10/31/26
Digs	21	vs Tulsa 08/30/26
Blocks	2	5 times
Block solos	1	6 times
Block assists	2	at Air Force 11/07/26, vs Grand Canyon 10/31/26
PCT	.500	vs New Mexico St. 09/07/26

INDIVIDUAL BIOS



SEENANE BREWER

OH • 5-10 • 3Y
Lawrence, Kan. • Lawrence HS

12

2025-26 (Second Year)

Took on an expanded role in her second season, appearing in 23 matches and 73 sets while totaling 117 kills, 116 digs, 12 assists and 11 service aces … more than doubled her freshman totals in kills and nearly quadrupled her digs, improving from 1.25 to 1.60 kills per set and from 0.86 to 1.59 digs per set … also raised her scoring average from 1.33 to 1.81 points per set … recorded double-digit kills three times, highlighted by career highs of 27 kills and 30.5 points while hitting .328 at UNLV (Oct. 16) … added a career-best 11 digs and three blocks for her first double-double … finished with 11 kills in both matches against New Mexico State (Sept. 16-17) … served a career-high three aces while adding seven kills at San Diego State (Oct. 9) … posted nine kills and 10 digs against Northwestern State (Sept. 5) and eight kills and 10 digs in a win over Grand Canyon (Oct. 18).

2024-25 (First Year)

Appeared in 36 sets across 17 matches, including one start … Tallied 45 kills, averaging 1.25 kills per set, and added 31 digs and four blocks … Registered a season-high 11 kills and five digs in UNM's loss to Tarleton (9/13) … Added six kills on season-high 0.333 hitting vs. Fresno (10/19) … Finished with multiple kills in six matches.

High School / Personal

HIGH SCHOOL: Named KSHSAA 6A First Team All-Sunflower League in 2023 and Sunflower League Honorable Mention in 2022 … For club, played for MAVS KC and Pohaku VBC, with her Pohaku VBC team securing a 17U Open Division 22nd place finish at the 2023 USAV Girls Junior National Championship … her mother Nana Allison-Brewer was a four-year letter winner for Lobo Volleyball from 1996-99 and earned the WAC Defensive Specialist Award … her cousin Kelly McCabe was a four-year track letterman at UNM … also cousins with MLB player Jacoby Ellsbury, who has spent time with the Red Sox and Yankees.

"I chose New Mexico because it really is my home, all of my family on my mom's side lives there so I will have so much support from not just my family but from the Indigenous community that I am proud to represent and play for," Brewer said. "I also loved the coaches and the amount of love they have for the girls. They care about you and your development as a player but also as a person."

CAREER STATS AND SINGLE-MATCH HIGHS

BREWER, Seenane

SEASON	TEAM	SM-MP	K	K/S	E	TA	PCT	A	A/S	SA	SA/S	SE	DIG	D/S	RE	BS	BA	TB	B/S	BE	BHE	PTS	PTS/S
2024-25	UNM	36-17	45	1.25	30	135	.111	3	0.08	1	0.03	5	31	0.86	12	0	4	4	0.11	1	0	48.0	1.33
2025-26	UNM	73-23	117	1.60	63	370	.146	12	0.16	11	0.15	16	116	1.59	21	1	6	7	0.10	3	0	132.0	1.81
2026-27	UNM	62-20	123	1.98	58	350	.186	11	0.18	3	0.05	16	60	0.97	18	3	6	9	0.15	2	0	132.0	2.13
TOTAL		**171 - 60**	**285**	**1.67**	**151**	**855**	**.157**	**26**	**0.15**	**15**	**0.09**	**37**	**207**	**1.21**	**51**	**4**	**16**	**20**	**0.12**	**6**	**0**	**312.0**	**1.82**

Single Game Highs

Statistic	Value	
Kills	27	at UNLV 10/16/25
Attacks	58	at UNLV 10/16/25
Assists	3	vs UTEP 10/17/26
Serve Aces	3	at San Diego St. 10/09/25
Digs	11	at UNLV 10/16/25, vs UTEP 10/17/26
Blocks	3	at UNLV 10/16/25
Block solos	1	at UNLV 11/14/26, at Hawaii 09/25/26, vs Fresno St. 09/18/26, vs Prairie View 09/06/25
Block assists	3	at UNLV 10/16/25

INDIVIDUAL BIOS



ZOE LEONARD

MB • 6-0 • 3Y
Phoenix, Ariz. • Arcadia HS

13

2025-26 (Second Year)

Competed in her first full collegiate season, appearing in 28 matches and 103 sets … totaled 147 kills, 91 total blocks, 58 digs, 20 service aces and 218.5 points while hitting .248 … averaged 1.43 kills, 0.88 blocks and 2.12 points per set … recorded a season-high 12 kills twice, hitting .458 against Prairie View A&M (Sept. 6) and adding five blocks at Colorado State (Nov. 22) … produced 11 kills on .440 hitting with a season-best 12 blocks and 17 points in a five-set win at Air Force (Nov. 15) … finished with 11 kills and three aces at Tarleton State (Sept. 4) … served a season-high five aces while adding nine kills and four blocks in a win over Grand Canyon (Oct. 18) … recorded nine kills on .571 hitting with four blocks against New Mexico State (Sept. 16).

2024-25 (First Year)

Redshirted … Did not play.

High School / Personal

HIGH SCHOOL: Four-year varsity player and three-year letterwinner for Arcadia High School … Racked up over 750 kills and over 200 blocks over her preps career … Finished as state Runner-Up in 2022, helping lead Arcadia to its first state championship match in a decade … Became a threat at the service line her senior year, serving up 24 aces after accumulating only 8 in the prior three seasons combined … Finished the season with 300+ kills in both 2022 and 2023.

CAREER STATS AND SINGLE-MATCH HIGHS

LEONARD, Zoe

SEASON	TEAM	SM-MP	K	K/S	E	TA	PCT	A	A/S	SA	SA/S	SE	DIG	D/S	RE	BS	BA	TB	B/S	BE	BHE	PTS	PTS/S
2025-26	UNM	103-28	147	1.43	46	408	.248	10	0.10	20	0.19	23	58	0.56	2	12	79	91	0.88	6	1	218.5	2.12
2026-27	UNM	64-21	60	0.94	45	203	.074	6	0.09	10	0.16	21	43	0.67	0	4	32	36	0.56	5	0	90.0	1.41
TOTAL		**167 - 49**	**207**	**1.24**	**91**	**611**	**.190**	**16**	**0.10**	**30**	**0.18**	**44**	**101**	**0.60**	**2**	**16**	**111**	**127**	**0.76**	**11**	**1**	**308.5**	**1.85**

Single Game Highs

Statistic	Value	
Kills	12	at Colorado St. 11/22/25, vs Prairie View 09/06/25
Attacks	31	at Colorado St. 11/22/25
Assists	3	at Air Force 11/07/26
Serve Aces	5	vs Grand Canyon 10/18/25
Digs	7	vs Prairie View 09/06/25
Blocks	12	at Air Force 11/15/25
Block solos	2	vs Cal St. Fullerton 09/12/25, at Nevada 11/13/25, at Grand Canyon 10/11/25
Block assists	12	at Air Force 11/15/25

INDIVIDUAL BIOS



CAMILA CANEDO

L • 5-9 • 5Y
Curitiba, Brazil • Colegio Acesso / Colby CC

14

2025-26 (Fourth Year)

Earned All-Mountain West Honorable Mention recognition in her first season at New Mexico after transferring from Colby Community College … Named MW Defensive Player of the Week on Oct. 20 ... appeared as UNM's libero in all 29 matches and 112 sets, leading the Mountain West with 485 total digs and 4.33 digs per set … led the Lobos in digs in 25 of 29 matches and recorded 20 or more digs 11 times … collected a season-high 30 digs in a four-set win over Grand Canyon (Oct. 18), the most by any Mountain West player in a four-set match during the season and the highest single-match total in conference play … her 485 digs ranked seventh in a single season in UNM history and sixth in the rally-scoring era … also totaled 109 assists and 23 service aces, averaging 0.97 assists and 0.21 aces per set … posted 25 digs against Wyoming (Oct. 4), 24 against San Diego State (Nov. 8) and at Wyoming (Nov. 20), and 23 at both San Diego State (Oct. 9) and San Jose State (Oct. 25) … distributed a season-high 11 assists at UNLV (Oct. 16) and served a season-best three aces at Tarleton State (Sept. 4) and California Baptist (Sept. 13).

Colby CC (2024-25)

Appeared in all 34 matches and played 118 sets … totaled 95 assists and 60 points, averaging 0.81 assists and 0.51 points per set … added two kills on 10 attacks while hitting .200.

High School / Personal

HIGH SCHOOL: Graduated from Colégio Acesso in Curitiba, Brazil, in 2021… previously attended Colby Community College… helped Colby finish third at the NJCAA national tournament.

PERSONAL: Birthday is October 18… born in Curitiba, Brazil… parents are Angela Andreia Marques and Cristiano Ribeiro Canedo… majoring in accounting… chose UNM because of the strength of the program and the vision of the coaching staff, who made her feel supported and valued throughout the recruiting process.

CAREER STATS AND SINGLE-MATCH HIGHS

CANEDO, Camila

SEASON	TEAM	SM-MP	K	K/S	E	TA	PCT	A	A/S	SA	SA/S	SE	DIG	D/S	RE	BS	BA	TB	B/S	BE	BHE	PTS	PTS/S
2025-26	UNM	112-29	5	0.04	2	17	.176	109	0.97	23	0.21	35	485	4.33	22	0	0	0	0.00	0	0	28.0	0.25
2026-27	UNM	99-26	2	0.02	2	12	.000	91	0.92	21	0.21	22	422	4.26	46	0	1	1	0.01	0	0	23.5	0.24
TOTAL		**211 - 55**	**7**	**0.03**	**4**	**29**	**.103**	**200**	**0.95**	**44**	**0.21**	**57**	**907**	**4.30**	**68**	**0**	**1**	**1**	**0.00**	**0**	**0**	**51.5**	**0.24**

Single Game Highs

Statistic	Value	
Kills	1	7 times
Attacks	5	vs Cal St. Fullerton 09/12/25
Assists	11	at UNLV 10/16/25
Serve Aces	3	at California Baptist 09/13/25, at Tarleton St. 09/04/25, at Air Force 11/05/26, vs Northern Colo. 09/04/26
Digs	30	vs Grand Canyon 10/18/25
Blocks	1	vs San Jose St. 10/25/26
Block assists	1	vs San Jose St. 10/25/26
PCT	1.000	at Colorado St. 11/22/25, at Fresno St. 10/23/25, vs Prairie View 09/06/25

INDIVIDUAL BIOS



ADDISON FRANCE

OPP • 6-2 • 2Y
Phoenix, Ariz. • Sandra Day O'Connor HS

15

2025-26 (First Year)

Led New Mexico with 282 kills and 319 points during her true freshman season, averaging 2.69 kills and 3.04 points per set while hitting .247 across all 29 matches and 105 sets … named Mountain West Freshman of the Week twice (Sept. 8 and Sept. 22) … also totaled 98 assists, 113 digs and 63 blocks … reached double-digit kills 17 times, highlighted by a season-high 20 kills, 12 assists and a .500 hitting percentage in a five-set win over New Mexico State (Sept. 16) … followed with 10 kills, a season-high 14 assists and a season-best 17 digs at New Mexico State (Sept. 17) … recorded 17 kills against Prairie View A&M (Sept. 6) and Cal State Fullerton (Sept. 12), hitting .389 with seven assists and five blocks against the Titans … posted 15 kills on .378 hitting at Tarleton State (Sept. 4) … finished with 10 kills, nine assists and 10 digs against Wyoming (Oct. 4) … hit a season-best .474 with 10 kills in a win over Grand Canyon (Oct. 18) … produced 13 kills in a four-set victory over San Diego State (Nov. 8) … matched her season high with six blocks in wins over Portland State (Sept. 11) and Air Force (Nov. 15).

High School / Personal

HIGH SCHOOL: 2023 6A volleyball state champion and 2021 6A volleyball state runner-up at Sandra Day O'Connor High School … Lettered in volleyball and wrestling … Played Club volleyball for Arizona Sky 14-18 Gold.

PERSONAL: Parents are Mckelle and Josh France … Has two siblings, Crue and Berkley France … Hobbies include playing the saxophone, collecting music and books and playing Fortnite … Chose UNM because it "felt like a place where I could grow as both an athlete and a person surrounded by a team and staff that believe in pushing each other to be great every day."

CAREER STATS AND SINGLE-MATCH HIGHS

FRANCE, Addison

SEASON	TEAM	SM-MP	K	K/S	E	TA	PCT	A	A/S	SA	SA/S	SE	DIG	D/S	RE	BS	BA	TB	B/S	BE	BHE	PTS	PTS/S
2025-26	UNM	105-29	282	2.69	88	784	.247	98	0.93	3	0.03	6	113	1.08	0	5	58	63	0.60	4	2	319.0	3.04
2026-27	UNM	98-26	261	2.66	112	863	.173	14	0.14	17	0.17	12	228	2.33	0	11	34	45	0.46	1	0	306.0	3.12
TOTAL		**203 - 55**	**543**	**2.67**	**200**	**1647**	**.208**	**112**	**0.55**	**20**	**0.10**	**18**	**341**	**1.68**	**0**	**16**	**92**	**108**	**0.53**	**5**	**2**	**625.0**	**3.08**

Single Game Highs

Statistic	Value	
Kills	20	vs New Mexico St. 09/16/25
Attacks	53	at UNLV 11/12/26
Assists	14	at New Mexico St. 09/17/25
Serve Aces	4	vs San Jose St. 10/23/26
Digs	22	at UC Davis 10/08/26
Blocks	6	vs Portland St. 09/11/25, at Air Force 11/15/25, vs Northern Colo. 09/04/26
Block solos	2	vs Northern Colo. 09/04/26, at UC Davis 10/08/26, at UC Davis 10/10/26
Block assists	6	vs Portland St. 09/11/25, at Air Force 11/15/25

INDIVIDUAL BIOS



MADELEINE MILLER

S • 6-1 • 4Y
Shueyville, Iowa • Mount Vernon HS

16

2025-26 (Third Year)

Started all 29 matches and led New Mexico with 984 assists and 112 sets played … named Mountain West Offensive Player of the Week on Sept. 8 … also totaled 264 digs, 68 kills, 52 total blocks and 29 service aces … averaged a career-best 8.79 assists per set while hitting .333 and improving her production from the previous season in assists, kills, blocks and aces … recorded 40 or more assists nine times, including a season-high 51 assists with 15 digs against Northern Arizona (Aug. 29) … posted 48 assists, a season-high 19 digs and a career-best seven service aces against Prairie View A&M (Sept. 6) … added 49 assists and 14 digs at UNLV (Oct. 16) … finished with 46 assists, 13 digs and a season-high six blocks in a five-set win at Air Force (Nov. 15) … totaled six kills, 45 assists and 18 digs at Wyoming (Nov. 20) … recorded six double-doubles.

2024-25 (Second Year)

Played in all 112 sets, starting every match as the Lobos' primary setter … Finished the season with a team-high 14 double-doubles … Distributed 854 assists, ranking first on the team with 7.63 assists per set … Contributed 275 digs, averaging 2.46 digs per set, and added 27 service aces … Served up three aces in three matches, finishing with multiple aces in eight … Produced a career-high 54 assists in UNM's four-set win over Air Force (10/10) … Recorded a career-high eight kills in the Lobos' win over Utah State (10/10) … Also tallied 32 total blocks, including two outings with a career-high five total blocks (at Utah St. 10/10/24, at UNLV 11/23/24).

2023-24 (First Year)

Enrolled in the spring of 2023 … Appeared in 61 sets over 23 matches, producing 167 assists (2.74 per set) … Served up two aces and added seven digs and eight assists in her collegiate debut at North Dakota (9/7) … Finished with double-digit assists in eight matches … five aces on the season … produced a season-high 18 assists in back-to-back matches against UNLV (10/28) and at Boise State (11/2) … first career double-double (15 assists, 10 digs) at San Jose State (10/19).

High School / Personal

HIGH SCHOOL: Graduated from Mount Vernon High School… won the state championship in 2019 and was the state runner-up in 2020…twice earned first team all-state, all-district and first team all-conference, and was named the 2022 conference player of the year… compiled 2000-plus assists and over 300 kills, 500 digs, 200 blocks and 100 aces.

PERSONAL: Birthday is June 16… born in Iowa City, Iowa… parents are David and Shannon Miller… has one sibling, Grace… majoring in business administration.

CAREER STATS AND SINGLE-MATCH HIGHS

MILLER, Madeleine

SEASON	TEAM	SM-MP	K	K/S	E	TA	PCT	A	A/S	SA	SA/S	SE	DIG	D/S	RE	BS	BA	TB	B/S	BE	BHE	PTS	PTS/S
2023-24	UNM	61-23	2	0.03	1	5	.200	167	2.74	5	0.08	6	59	0.97	0	0	0	0	0.00	0	3	7.0	0.11
2024-25	UNM	112-28	56	0.50	18	143	.266	854	7.63	27	0.24	23	275	2.46	3	2	30	32	0.29	2	1	100.0	0.89
2025-26	UNM	112-29	68	0.61	14	162	.333	984	8.79	29	0.26	26	264	2.36	1	3	49	52	0.46	5	7	124.5	1.11
2026-27	UNM	99-26	93	0.94	25	228	.298	932	9.41	21	0.21	29	208	2.10	1	7	33	40	0.40	5	1	137.5	1.39
TOTAL		**384 - 106**	**219**	**0.57**	**58**	**538**	**.299**	**2937**	**7.65**	**82**	**0.21**	**84**	**806**	**2.10**	**5**	**12**	**112**	**124**	**0.32**	**12**	**12**	**369.0**	**0.96**

Single Game Highs

Statistic	Value	
Kills	8	at Utah St. 10/10/24, vs UTEP 10/17/26
Attacks	15	vs Northern Ariz. 08/29/25, at UNLV 11/12/26
Assists	55	vs San Jose St. 10/25/26
Serve Aces	7	vs Prairie View 09/06/25
Digs	19	vs Prairie View 09/06/25
Blocks	6	vs Boise St. 09/27/25, at Air Force 11/15/25, at Air Force 11/07/26
Block solos	2	at UC Davis 10/08/26
Block assists	6	at Air Force 11/15/25, at Air Force 11/07/26
PCT	1.000	vs Nevada 10/30/25, vs Air Force 11/01/25, at San Diego St. 10/09/25

INDIVIDUAL BIOS



LIEPA LAVICKYTE

MB • 6-2 • 5Y
Sandnes, Norway • Toppovolley / Oregon St.

22

2025-26 (Fourth Year)

Appeared in two matches and three sets before an injury cut her fourth collegiate season short … totaled six kills on 13 attacks with one error, hitting .385 while averaging 2.00 kills and 2.33 points per set … opened the season with four kills on .300 hitting and two blocks against Manhattan (Aug. 29) … added two kills on three errorless attacks against Northern Arizona later that day.

2024-25 (Third Year)

Joined the Lobos at the semester, competing for UNM in four spring exhibition matches … Appeared in 91 sets across 25 matches, starting 22 … Named MW Defensive Player of the Week twice … Led the Mountain West in blocks per set (1.35) with 12 solo blocks and 111 block assists … career-high 12 block assists in UNM's victory over Nevada (11/7/24) — the third-most in a single match in program history and the most since 2018 … Career-high 7 kills a week later in a victory over Boise State (11/14).

2022-23 (Oregon State)

Appeared in three sets across two matches in her second season after redshirting her first season.

High School / Personal

HIGH SCHOOL: Graduate of Toppovolley Norway … Played in multiple Norwegian Championships at the club level … In 2018, awarded the "Best Middle Blocker" award at the 15U Norwegian Championship … Regional team championship member at 16U … Earned middle blocker award at 17U … Part of teams that won the Norwegian Championship at 15U, 17U and 19U.

PERSONAL: Daughter of Ruta and Raimondas Lavickyte … has one sister, Rugile.

CAREER STATS AND SINGLE-MATCH HIGHS

LAVICKYTE, Liepa

SEASON	TEAM	SM-MP	K	K/S	E	TA	PCT	A	A/S	SA	SA/S	SE	DIG	D/S	RE	BS	BA	TB	B/S	BE	BHE	PTS	PTS/S
2023-24	OSU	3-2	0	0.00	0	0	.000	0	0.00	0	0.00	0	0	0.00	1	0	0	0	0.00	0	0	0.0	0.00
2024-25	UNM	91-25	79	0.87	24	223	.247	5	0.05	0	0.00	0	34	0.37	1	12	111	123	1.35	5	1	146.5	1.61
2025-26	UNM	3-2	6	2.00	1	13	.385	0	0.00	0	0.00	0	0	0.00	0	0	2	2	0.67	0	0	7.0	2.33
TOTAL FOR UNM		**94 - 27**	**85**	**0.90**	**25**	**236**	**.254**	**5**	**0.05**	**0**	**0.00**	**0**	**34**	**0.36**	**1**	**12**	**113**	**125**	**1.33**	**5**	**1**	**153.5**	**1.63**
TOTAL		**97 - 29**	**85**	**0.88**	**25**	**236**	**.254**	**5**	**0.05**	**0**	**0.00**	**0**	**34**	**0.35**	**2**	**12**	**113**	**125**	**1.29**	**5**	**1**	**153.5**	**1.58**

Single Game Highs

Statistic	Value	
Kills	7	vs San Jose St. 10/17/24, vs Boise St. 11/14/24
Attacks	17	vs Tarleton St. 09/13/24
Assists	2	at Fresno St. 10/31/24
Digs	4	vs Tarleton St. 09/13/24, at Air Force 10/01/24, vs Fresno St. 10/19/24
Blocks	12	vs Nevada 11/07/24
Block solos	2	at Northern Ariz. 09/12/24, at Wyoming 10/26/24
Block assists	12	vs Nevada 11/07/24
PCT	.667	vs Northern Ariz. 08/29/25

INDIVIDUAL BIOS



ADA KOSTADINOVIC

OPP • 6-2 • 1Y
Lajkovac, Serbia • Medicinska Skola

67

High School / Personal

HIGH SCHOOL: Graduated from Medicinska in 2026… played club volleyball for Železničar… competed in the Championship League and helped Železničar win the Serbian championship.

PERSONAL: Birthday is January 15… born in Valjevo, Serbia… parents are Ana and Lazar… has one sibling, Nea… majoring in nursing… enjoys traveling and listening to music… favorite athlete is Serbian volleyball player Tijana Bošković… chose UNM because the players and coaches made the program feel like a family and for the opportunity to experience something new.



AYLIN RAVELL

OH • 6-1 • 1Y
Bedford, Texas • The Oakridge School

96

High School / Personal

HIGH SCHOOL: Graduated from The Oakridge School in 2026… helped her team win the SPC championship in 2024 after finishing as the runner-up in 2023… was named Player of the Year and Best Newcomer as a freshman… earned MVP, Best Spiker and Offensive Player of the Year honors as a sophomore… was named MVP, Best Offensive Player and Best Defensive Player as a junior… played club volleyball for TAV and MADFROG… helped TAV Black finish second in the Open division at the 2024 national championships… named the best outside hitter at the 2023 NORCECA Championship and represented the Mexican National Team, helping the team finish second in 2024.

PERSONAL: Birthday is September 21… born in Cancún, Mexico… parents are Aylin Iglesias and Kelmirth Ravell… has two siblings, Aulina and Ariele… mother played professionally in Italy and was a member of the Cuban National Team… majoring in marketing… enjoys drawing and reading… favorite athlete is Brazilian volleyball player Gabriela Guimarães… chose UNM because of its strong balance between academics and athletics and the opportunity to grow as both a student and an athlete.

CAREER STATS AND SINGLE-MATCH HIGHS

RAVELL, Aylin

SEASON	TEAM	SM-MP	K	K/S	E	TA	PCT	A	A/S	SA	SA/S	SE	DIG	D/S	RE	BS	BA	TB	B/S	BE	BHE	PTS	PTS/S
2026-27	UNM	20-6	46	2.30	21	124	.202	0	0.00	0	0.00	5	9	0.45	7	0	4	4	0.20	1	0	48.0	2.40
TOTAL		**20 - 6**	**46**	**2.30**	**21**	**124**	**.202**	**0**	**0.00**	**0**	**0.00**	**5**	**9**	**0.45**	**7**	**0**	**4**	**4**	**0.20**	**1**	**0**	**48.0**	**2.40**

Single Game Highs

Statistic	Value	
Kills	17	at UNLV 11/14/26
Attacks	43	at UNLV 11/14/26
Digs	2	vs California Baptist 08/28/26, at UNLV 11/12/26, at UNLV 11/14/26, vs Georgia Tech 09/11/26
Blocks	2	vs Tulsa 08/30/26
Block assists	2	vs Tulsa 08/30/26
PCT	.333	at UNLV 11/12/26

2026 COMBINED

Game Records

Overall	Conference	Home	Away	Neutral
11 - 15	9 - 7	6 - 3	4 - 8	1 - 4

Team Box Score

			Attack					Set		Serve				Dig		Blocking					
##	Player	SP	K	K/S	E	TA	PCT	A	A/S	SA	SE	SA/S	RE	DIG	DIG/S	BS	BA	TOT/S	BLK/S	BE	BHE	PTS
1	Miller, Reagan	92	219	2.38	67	484	.314	5	0.05	0	1	0.00	1	21	0.23	22	44	66	0.72	3	0	263.0
2	Joesting, Ella	52	0	0.00	0	2	.000	4	0.08	3	6	0.06	9	81	1.56	0	0	0	0.00	0	0	3.0
3	Zhang, Angela	2	0	0.00	0	1	.000	7	3.50	0	2	0.00	0	2	1.00	0	0	0	0.00	0	0	0.0
4	Hollister, Campbell	58	79	1.36	31	215	.223	3	0.05	3	13	0.05	1	14	0.24	3	20	23	0.40	1	0	95.0
5	Tremeroli, Amanda	13	5	0.38	4	30	.033	0	0.00	0	2	0.00	0	4	0.31	0	1	1	0.08	2	0	5.5
7	Yastrub, Uliana	40	66	1.65	40	193	.135	7	0.18	4	5	0.10	8	56	1.40	2	6	8	0.20	6	0	75.0
8	Moliis, Viena	1	0	0.00	0	0	.000	0	0.00	0	0	0.00	0	0	0.00	0	0	0	0.00	0	0	0.0
9	Stanojevic, Mina	99	259	2.62	131	768	.167	41	0.41	28	36	0.28	26	319	3.22	6	14	20	0.20	3	0	300.0
12	Brewer, Seenane	62	123	1.98	58	350	.186	11	0.18	3	16	0.05	18	60	0.97	3	6	9	0.15	2	0	132.0
13	Leonard, Zoe	64	60	0.94	45	203	.074	6	0.09	10	21	0.16	0	43	0.67	4	32	36	0.56	5	0	90.0
14	Canedo, Camila	99	2	0.02	2	12	.000	91	0.92	21	22	0.21	46	422	4.26	0	1	1	0.01	0	0	23.5
15	France, Addison	98	261	2.66	112	863	.173	14	0.14	17	12	0.17	0	228	2.33	11	34	45	0.46	1	0	306.0
16	Miller, Madeleine	99	93	0.94	25	228	.298	932	9.41	21	29	0.21	1	208	2.10	7	33	40	0.40	5	1	137.5
96	Ravell, Aylin	20	46	2.30	21	124	.202	0	0.00	0	5	0.00	7	9	0.45	0	4	4	0.20	1	0	48.0
NEW MEXICO		**99**	**1213**	**12.25**	**536**	**3473**	**.195**	**1121**	**11.32**	**110**	**170**	**1.11**	**144**	**1467**	**14.82**	**58**	**195**	**155.5**	**1.57**	**29**	**1**	**1,478.5**
Opponents		**99**	**1323**	**13.36**	**511**	**3584**	**.227**	**1223**	**12.35**	**144**	**237**	**1.45**	**110**	**1437**	**14.52**	**96**	**298**	**245**	**2.47**	**44**	**5**	**1,712.0**

Team statistics

	UNM	OPP
ATTACK		
Kills	1213	1323
Errors	536	511
Total Attacks	3473	3584
Attack Pct	.195	.227
Kills/Set	12.25	13.36
SET		
Assists	1121	1223
Attempts	3428	3556
Assist Pct	.327	.344
Assists/Set	11.32	12.35
SERVE		
Aces	110	144
Errors	170	237
Attempts	2115	2185
Serve Pct	.920	.892
Aces/Set	1.11	1.45
SERVE RECEPTIONS		
Errors	144	110
Errors/Set	1.45	1.11
Attempts	1948	1945
Reception Pct	.926	.999
DEFENSE		
Digs	1467	1437
Digs/Set	14.82	14.52
BLOCKING		
Block solo	58	96
Block Assist	195	298
Total Blocks	155.5	245
Blocks/Set	1.57	2.47
Block Errors	29	44
Ball handling errors	1	5
ATTENDANCE		
Total	12719	28586
Dates/Avg Per Date	9/1413	12/2382
Neutral Site #/Avg	5/94	-
Current win streak	0	-
Home win streak	0	-

Team Results

	Date	Opponent		Score	Score-by-set	Att.
	08/28/2026	California Baptist	L	1-3	25-27,25-18,15-25,22-25	1213
	08/30/2026	vs Tulsa	L	1-3	18-25,25-23,20-25,19-25	374
	09/04/2026	vs Northern Colo.	W	3-1	25-20,23-25,25-20,25-16	47
	09/05/2026	at Colorado	L	2-3	19-25,27-25,25-23,16-25,6-15	1163
	09/07/2026	New Mexico St.	W	3-1	25-14,21-25,25-20,25-19	2544
	09/10/2026	at Nebraska	L	0-3	12-25,13-25,15-25	10497
	09/11/2026	vs Georgia Tech	L	0-3	13-25,16-25,17-25	0
	09/12/2026	vs Baylor	L	0-3	20-25,17-25,22-25	0
	09/17/2026	at Saint Mary's (CA)	L	0-3	26-28,16-25,20-25	210
	09/18/2026	vs Fresno St.	L	1-3	20-25,22-25,25-12,25-27	47
*	09/25/2026	at Hawaii	L	0-3	17-25,13-25,21-25	5611
*	09/26/2026	at Hawaii	L	0-3	20-25,18-25,18-25	5862
*	10/02/2026	Nevada	W	3-0	25-14,25-20,25-14	1656
*	10/04/2026	Nevada	W	3-1	23-25,25-20,25-17,25-15	1305
*	10/08/2026	at UC Davis	W	3-2	22-25,25-21,20-25,25-22,16-14	280
*	10/10/2026	at UC Davis	W	3-1	20-25,25-15,25-13,25-16	452
*	10/15/2026	at UTEP	L	0-3	22-25,14-25,22-25	1607
*	10/17/2026	UTEP	W	3-1	23-25,25-22,25-21,25-19	1502
*	10/23/2026	San Jose St.	W	3-1	25-16,25-20,23-25,25-15	1144
*	10/25/2026	San Jose St.	W	3-1	23-25,25-18,26-24,25-19	1151
*	10/29/2026	Grand Canyon	L	0-3	19-25,15-25,20-25	1008
*	10/31/2026	Grand Canyon	L	1-3	22-25,25-22,24-26,13-25	1196
*	11/05/2026	at Air Force	L	0-3	22-25,16-25,18-25	513
*	11/07/2026	at Air Force	L	2-3	28-26,16-25,25-18,21-25,10-15	496
*	11/12/2026	at UNLV	W	3-2	23-25,22-25,25-21,25-20,15-11	803
*	11/14/2026	at UNLV	W	3-2	25-21,21-25,21-25,25-23,15-13	1092