



# 2021-22 PENN STATE MEN'S BASKETBALL

## PENN STATE AT BIG TEN TOURNAMENT | MARCH 11, 2022 | INDIANAPOLIS, IND.

### 2021-22 SCHEDULE

Date Opponent Time/Result

#### NOVEMBER

10	YOUNGSTOWN STATE	W, 75-59
15	at Massachusetts	L, 56-81
18	ST. FRANCIS (NY)%	W, 74-59
22	CORNELL	W, 85-74
26	vs. LSU%	L, 63-68 (OT)
27	vs. Oregon State%	W, 60-45

#### DECEMBER

1	MIAMI^	L, 58-63
5	OHIO STATE*	L, 64-76
8	WAGNER	W, 74-54
11	at #19/20 Michigan St.*	L, 64-80
18	at VCU	Canceled
22	QUINNIPIAC	Canceled
29	DELAWARE STATE	Canceled

#### JANUARY

2	INDIANA*	W, 61-58
5	at Northwestern*	W, 74-70
8	#3 PURDUE*	L, 67-74
11	RUTGERS*	W, 66-49
16	at #16 Ohio State*	L, 56-61
19	MINNESOTA*	Postponed
22	at Iowa*	L, 51-68
26	at Indiana*	L, 57-74
31	IOWA*	W, 90-86 (2OT)

#### FEBRUARY

5	at #11 Wisconsin*	L, 49-51
8	MICHIGAN*	L, 57-58
12	at Minnesota*	L, 70-76
15	#19 MICHIGAN STATE*	W, 62-58
17	MINNESOTA*	W, 67-46
21	at Maryland*	L, 61-67
25	NORTHWESTERN*	W, 67-60
27	NEBRASKA*	L, 70-93

#### MARCH

3	at #20 Illinois*	L, 55-60
6	at Rutgers*	L, 58-59
Big Ten Tournament		
9	Minnesota	W, 60-51
10	Ohio State	W, 71-68
11	<b>Purdue - Quarterfinals</b>	<b>9 PM</b>
12	Semifinals	3:30 PM
13	Championship	3:30 PM

% - Emerald Coast Classic  
 ^ Big Ten/ACC Challenge  
 \* Big Ten Opponent  
 HOME GAMES IN CAPS  
 All times Eastern Standard Time

### STRATEGIC COMMUNICATIONS

MBB Primary Contact.....Chelsea Vielhauer  
 Cell Phone.....610-937-4035  
 Email.....cpv5026@psu.edu

### GAME DAY INFORMATION

**PENN STATE NITTANY LIONS**  
 14-16 | 7-13 Big Ten



VS.



**#9/9 PURDUE BOILERMAKERS**  
 25-6 | 14-6 Big Ten

#### TEAM INFORMATION

Team Name.....Boilermakers  
 Head Coach.....Matt Painter (17th)  
 Purdue Record: 380-190  
 KenPom Ranking.....14  
 Current Streak.....W1

#### TEAM INFORMATION

Team Name.....Nittany Lions  
 Head Coach.....Micah Shrewsberry (1st)  
 PSU Record: 14-16  
 KenPom Ranking.....87  
 Current Streak.....W2

#### GAME COVERAGE

TV | BTN - Brandon Gaudin (pxp), Robbie Hummel (analyst) & Andy Katz (sideline)  
 RADIO | Penn State Sports Network - 103.7 FM & 1450 AM - Steve Jones & Dick Jerardi  
 NATIONAL RADIO | Sirius Ch. 84 | XM Ch. 84 | XM App. Ch. 84




#### OPENING TIPS

- The 11th-seeded Nittany Lions match up with the third-seeded Boilermakers in the quarterfinal round of the Big Ten Tournament Friday night at Gainbridge Fieldhouse.
- Penn State advanced to the quarterfinals by way of a 71-68 win over sixth-seeded Ohio State in Thursday night's second round.
- Four Nittany Lions are averaging double-digit points, led by Jalen Pickett's 13.2 ppg. Seth Lundy (12.2 ppg) and Sam Sessoms (11.7 ppg) follow, while All-Big Ten honorable mention pick John Harrar is averaging a double-double with 10.4 ppg and 10.3 rpg.

#### IF PENN STATE BEATS PURDUE

- Penn State would move on to Saturday's Big Ten Tournament semifinals against either second-seeded Wisconsin or seventh-seeded Michigan State.
- The Nittany Lions would advance to the semifinals for the first time since 2018.

#### LAST GAME STARTING LINEUP

		PPG	RPG	APG	MPG
	<b>#1 SETH LUNDY</b> Jr.   F   6-6	12.2	4.9	0.7	32.3
	<b>#5 GREG LEE</b> Sr.+   F   6-9	6.5	5.8	0.7	23.0
	<b>#21 JOHN HARRAR</b> Sr.+   F   6-9	10.4	10.3	1.2	26.9
	<b>#22 JALEN PICKETT</b> Sr.   G   6-4	13.2	4.3	4.3	37.2
	<b>#23 DALLION JOHNSON</b> So.   G   6-3	3.5	1.2	0.4	14.2

#### NITTANY LION RESERVES

No.	Name	Pos.	Ht.	Elig.	PPG	RPG	APG	MPG
0	Irekefe Oweh	G	6-2	So.	0.0	0.0	0.0	1.6
2	Myles Dread	G	6-4	Sr.	6.2	2.7	1.4	27.0
3	Sam Sessoms	G	6-0	Sr.	11.7	3.1	2.7	27.6
4	Caleb Dorsey	F	6-7	So.	0.9	0.6	0.2	5.6
11	Jaheem Cornwall	G	6-0	Sr.+	2.2	0.9	0.6	15.8
13	Jevonnie Scott	F	6-7	Jr.	1.5	1.8	0.2	6.8
14	Jalanni White	F	6-8	Sr.+	2.3	2.5	0.3	10.6
15	Dan Conlan	G	6-4	Jr.	0.0	0.0	0.0	1.6
33	Andy Christos	G	6-5	So.	0.0	0.3	0.0	2.3
35	Ishaan Jagiasi	G	6-1	Jr.	0.0	0.0	0.0	1.1

**PENN STATE QUICK FACTS**

**University Information**

Location.....University Park, Pa.  
 Founded.....1855  
 Enrollment.....47,559  
 Nickname.....Nittany Lions  
 School Colors.....Blue and White  
 Conference.....Big Ten  
 President.....Dr. Eric Barron  
 VP For Intercollegiate Athletics.....Sandy Barbour  
 Deputy AD (MBB Administrator).....Lynn Holleran  
 Facility (Capacity).....Bryce Jordan Center (15,261)  
 All-Time Record at BJC.....266-156 (26th season)

**Men’s Basketball Staff**

Head Coach.....Micah Shrewsberry (Hanover '99)  
 Penn State Record: 14-16 (1st season)  
 Career Record (Includes NAIA): 29-64 (3rd season)  
 Assoc. Head Coach.....Adam Fisher (Penn St. '06)  
 Assistant Coach.....Aki Collins (Clark Atlanta '97)  
 Assistant Coach.....Mike Farrelly (St. Joseph's '03)  
 Chief of Staff.....Nick Colella (Penn St. '13)  
 Dir. of Recruiting.....Brian Snow (Ohio State '07)  
 Dir. of Player Dev.....Mike Green (Butler '08)  
 Asst. to Head Coach.....Tre Whitted (Marshall '07)  
 Video Coord.....Grady Eifert (Purdue '19)  
 Athletic Trainer.....Justin Pomar (Iowa State '14)  
 Strength Coach.....Greg Miskinis (Penn St. '08)  
 SID.....Chelsea Vielhauer (Penn St. '13)

**Program History**

First Year of Men’s Basketball.....1897  
 No. of Seasons.....125 (126 in 2021-22)  
 All-Time Record.....1,521-1,227  
 All-Time Big Ten Record.....173-354  
 NCAA Tournament App./Last.....9/2011  
 NCAA Tournament Record.....9-11  
 NIT App./Last.....11/2018 - champs  
 NIT Record.....27-9  
 CBI App./Last.....1/2014  
 CBI Record.....1-1

**Team Information**

2020-21 Record.....11-14  
 Home - 7-5  
 Away - 3-8  
 Neutral - 1-1  
 Big Ten Record (finish).....7-12 (t-10)  
 Home - 5-4  
 Away - 2-8  
 Letterwinners Returning/Lost.....7/9  
 Starters Returning/Lost.....2/3  
 Big Ten Tournament.....Second Round  
 Postseason.....n/a

**#WeAre**

Men’s Basketball Twitter.....@PennStateMBB  
 Men’s Basketball Instagram.....pennstateMBB  
 Men’s Basketball Facebook.....Penn State Basketball  
 Penn State Athletics Twitter.....@GoPSUSports  
 Penn State Athletics Website.....gopsusports.com  
 Hashtags.....#WeAre

**Contact**

Ticket Office Phone.....1-800-NITTANY  
 Bryce Jordan Center Press Row.....814-863-3294  
 Strategic Communications Office.....814-865-1757

**MOVING ON!**

The 11th-seeded Penn State men’s basketball team advanced to the Big Ten Tournament quarterfinals by way of a 71-68 upset over sixth-seeded Ohio State in Thursday’s second-round game and a 60-51 win over 14th-seeded Minnesota in Wednesday’s first-round contest.

The Nittany Lions find themselves in their first Big Ten Tournament quarterfinals for the first time since 2018, with a chance to advance to Semifinal Saturday for the first time since the 2018 run ended in the semis.

Penn State shot 61.5 percent in the second half to mount a comeback for the second-straight night and knock the sixth-seeded Buckeyes out of the conference tournament Thursday night.

Jalen Pickett and Sam Sessoms have been Penn State’s offensive catalysts thus far into the tournament. Pickett is averaging 19.0 ppg in the two tournament contests, while Sessoms is averaging 16.0 ppg.

**SECOND HALF CATS**

Penn State’s stellar second halves have been the difference maker in its Big Ten Tournament run thus far.

Penn State trailed at halftime in both contests, down four at the break to Minnesota and down nine at the intermission against Ohio State. The Nittany Lions trailed by as much as 13 against the Buckeyes and as much as seven against the Gophers.

Penn State turned the tables in the second half of both contests. The Nittany Lions shot 59.1 percent (13-22) from the floor in the second half against the Gophers, and 61.5 percent (16-26) in the second term against the Buckeyes.

Through the two Big Ten Tournament games, Penn State is shooting 60.4 percent (29-48) from the field and 47.1 percent (8-17) from 3-point range in the second half. The Nittany Lions are shooting just 32.1 percent (18-56) from the floor and 25.0 percent (6-24) from deep in the first half of the two tourney games.

**CLOSE BATTLES**

The Nittany Lions have consistently found themselves in close games as 14 of Penn State’s 22 contests against Big Ten foes have been decided by seven points or less.

Six of Penn State’s nine wins vs. Big Ten teams have come by seven points or less: Indiana (61-58), at Northwestern (74-70), Iowa (90-86, 2OT), #19 Michigan State (62-58), Northwestern (67-60), and Ohio State in the Big Ten Tournament (71-68).

Eight of Penn State’s 13 Big Ten losses have come by seven points or less: #3 Purdue (67-74), at #16 Ohio State (56-61), at #11 Wisconsin (49-51), Michigan (57-58), at Minnesota (70-76), at Maryland (61-67), at #20 Illinois (55-60), and at Rutgers (58-59). Including non-conference play, 10 of Penn State’s 16 losses this season came by seven points or less.

**DE-FENSE!**

The Nittany Lions wrapped up the conference season with the Big Ten’s best scoring defense against league foes, giving up just 66.2 points per Big Ten contest.

The Nittany Lions have held three opponents to under 50 points this season - Jan. 17 vs. Minnesota (67-46 Win), Jan. 11 vs. Rutgers (66-49 Win), and Nov. 27 vs. Oregon State (60-45 Win). Penn State has held its opponent under 60 points 12 times this season.

Penn State’s current overall mark of 64.9 points per game allowed tracks to be the Nittany Lions’ best defensive season since 2010-11 when Penn State surrendered just 62.5 ppg. The 2010-11 team made an NCAA Tournament appearance.

**SUFFOCATING**

Just how good is the Penn State defense? The Nittany Lions have held 18 of their last 27 opponents at least 10 points under (in regulation - not including OT periods) their season scoring averages entering the game.

Team	Season Avg.	vs. PSU
Minnesota (March 9)	67.6	51 (-16.6)
#20 Illinois	76.9	61 (-16.9)
NWWestern (Feb. 25)	73.8	60 (-13.8)
Minnesota (Feb. 17)	67.6	46 (-21.6)
#19 Michigan St.	73.3	58 (-15.3)
Michigan	73.1	58 (-15.1)
#11 Wisconsin	72.1	51 (-21.2)
Iowa (Jan. 31)	82.6	66 (-16.6)
Iowa (Jan. 22)	83.9	68 (-15.9)
#16 Ohio State	75.6	61 (-14.6)
Rutgers (Jan. 11)	70.4	49 (-21.4)
#3 Purdue	85.9	74 (-11.9)
Indiana	77.2	58 (-19.2)
Wagner	69.0	54 (-15.0)
Miami	73.3	63 (-10.3)
Oregon State	69.2	45 (-24.2)
LSU	85.4	58 (-27.4)
Cornell	87.8	74 (-13.8)

**ALL-BIG JOHN**

Penn State graduate student John Harrar collected All-Big Ten accolades for the second-straight year after being named All-Big Ten honorable mention by both the conference coaches and media.

Harrar is averaging a double-double with 10.4 points and 10.3 rebounds per game. His 10.3 rebounds per game rank second in the Big Ten and 11th in all of Division I.

The Wallingford, Pa. native has tallied 11 double-doubles thus far, pulled down double-digit rebounds in 16 contests, and is shooting 63.3 percent (119-188) from the field. His 63.3 percent clip tracks to be the third-best single-season percentage in program history, behind only Mike Watkins’ mark of 68.5 percent in 2017-18 and Jarrett Stephens’ mark of 64.0 percent in 1997-98.

He leads the Big Ten and ranks seventh nationally with 3.57 offensive rebounds per game. Harrar owns 17 career double-doubles, the eighth most in Penn State history. He is the sixth-ever Nittany Lion to record both 800 career points and 800 career rebounds.

**COMEBACK KIDS**

Penn State has erased a 10-plus point deficit to come back and win four times this season.

The never-say-die Nittany Lions most recently trailed Ohio State by as many as 13 points in Thursday's Big Ten Tournament second-round game, but shot a blistering 61.5 percent in the second half to erase an 11-point second-half deficit and rally for the 71-68 win.

Penn State trailed #19 Michigan State by 14 with 13:20 to play on Feb. 15, but closed the game on a 33-15 run to earn a 62-58 win over the ranked Spartans.

Northwestern led by as much as 10 at 55-45 with 9:37 to play on Jan. 5, but Penn State's offense came to life in the final 9:14 as the Nittany Lions shot 9-for-13 from the field and 4-for-6 from deep to rally for the 74-70 road win.

The Nittany Lions also faced a 10-point deficit on Nov. 22 against Cornell, but Penn State spent the final six minutes of the game on a 21-7 run to earn the 85-74 victory over the Big Red.

**LOCKDOWN LUNDY**

Junior Seth Lundy is the team's second-leading scorer, averaging 12.2 points per game. But it's his defense that has stolen the show as he proves himself as one of the best defenders in the Big Ten. Take a look at the work he's done on some of the nation's best that he has been tasked with guarding:

**Wisconsin (Jan. 31)** - Johnny Davis - Big Ten Player of the Year  
 Season Avg.: 20.0 ppg, 44.6 FG%  
 Vs. PSU: 4 points, 2-13 FG  
 \*Davis' only single-digit scoring effort of the season\*

**Purdue (Jan. 8)** - Jaden Ivey - All-Big Ten first team  
 Season Avg.: 17.2 ppg, 45.9 FG%  
 Vs. PSU: 12 points, 5-15 FG

**Ohio State (Dec. 5)** - EJ Liddell - All-Big Ten first team  
 Season Avg.: 19.4 ppg, 49.5 FG%  
 Vs. PSU: 14 points, 4-9 FG

**Rutgers (Jan. 11)** - Ron Harper Jr. - All-Big Ten second team  
 Season Avg.: 15.6 ppg, 43.2 FG%  
 Vs. PSU: 7 points, 2-9 FG

**Minnesota (Feb. 12)** - Jamison Battle - All-Big Ten honorable mention  
 Season Avg.: 17.4 ppg, 45.1 FG%  
 Vs. PSU: 8 points, 3-7 FG

**Miami (Dec. 1)** - Kam McGusty - All-ACC first team  
 Season Avg.: 17.5 ppg, 47.4 FG%  
 Vs. PSU: 12 points, 5-10 FG

**FULLY AVAILABLE ONLY 10 TIMES**

Penn State's Jan. 11 game against Rutgers was its 14th game of the season and the first time this season that head coach Micah Shrewsberry had his entire roster available.

After missing leading scorer Seth Lundy for a Jan. 16 game at #16 Ohio State, the Nittany Lions returned to full strength for Jan. 22's game at Iowa and remained fully available for the next three games. The Nittany Lions were snakebitten once again, losing key big man Greg Lee to injury for each of its next six games against Michigan (Feb. 8), at Minnesota (Feb. 12), #19 Michigan State (Feb. 15), Minnesota (Feb. 17), Maryland (Feb. 21) and Northwestern (Feb. 25).

Lee also missed the first nine games of the season with an undisclosed injury and had returned to make a large impact. He returned to action on Feb. 28 against Nebraska, but has now missed 15 games this season.

Junior college transfer Jevonnie Scott saw his first action of the season on Jan. 11 against Rutgers after working his way back into form after clearing NCAA transfer red tape.

**THE OPPOSITION**

**SCOUTING PURDUE**

- The #9/9 Boilermakers are playing as the No. 3 seed in the Big Ten Tournament after finishing the regular season 25-6 overall and 14-6 in the Big Ten.
- Purdue is led by first-team All-Big Ten selection Jaden Ivey with 17.2 points per game. The Boilermakers are home to the league's best big men duo of second-team All-Big Ten pick Zach Edey (14.7 ppg, 7.6 rpg) and Big Ten Sixth Player of the Year Trevion Williams (11.6 ppg, 7.3 rpg).

**AGAINST THE BOILERMAKERS**

- Penn State and Purdue meet for the fourth time in Big Ten Tournament history and first time since 2018 when the third-seeded Boilers bounced eighth-seeded Penn State from the Big Ten Tournament Semifinals, 78-70, at Madison Square Garden.
- Purdue owns a 42-13 all-time edge in the series, including a 3-0 mark in the Big Ten Tournament.
- The Nittany Lions and Boilermakers met just once this season, a 74-67 Purdue win inside the BJC on Jan. 5. Trailing by as much as 13 with just over 12 minutes to play, PSU chipped away at the double-digit deficit and hit eight-straight field goals to take a one-point lead with 3:42 remaining before the visiting third-ranked Boilermakers closed the game on a 10-2 run for a 74-67 victory.

**BY THE NUMBERS**

	PENN STATE	PURDUE
Scoring Offense	64.7	80.7
Scoring Defense	64.9	68.8
Scoring Margin	-0.1	+12.0
Field Goal Pct.	43.3	49.7
Field Goal Pct. Defense	41.4	42.8
Free Throw Pct.	73.5	70.5
3FG Made Per Game	8.0	9.0
3FG Pct.	34.3	39.7
3FG Pct. Defense	35.1	33.9
Rebounding	35.5	38.3
Rebounding Allowed	31.3	28.9
Rebounding Margin	+4.3	+9.4
Assists	11.9	17.0
Steals	5.2	4.7
Turnovers	11.9	11.6

**INSIDE THE SERIES**

Overall: Purdue leads, 42-13  
 Last Meeting: Jan. 8, 2022 - Purdue 74-67  
 Current Streak: Purdue, 3  
 Against Purdue at Home: 10-16  
 Against Purdue on the Road: 3-23  
 Against Purdue at the Big Ten Tournament: 0-3

Last Five Meetings:  
 Jan. 8, 2022 (Home) Purdue 74-67  
 Feb. 26, 2021 (Home) Purdue 73-52  
 Jan. 17, 2021 (Away) Purdue 80-72  
 Feb. 11, 2020 (Away) Penn State 88-76  
 Feb. 16, 2019 (Away) Purdue 76-64

**PICKETT'S POP**

Senior transfer Jalen Pickett finished the conference season averaging 13.8 points, 4.2 assists and 3.9 rebounds per Big Ten contest.

The Rochester, N.Y. native surpassed the 1,500 career-point mark in Penn State's Big Ten Tournament opener against Minnesota. He ranks 17th amongst active career Division I leaders with 592 career assists.

Pickett reached an impressive multi-faceted achievement in Thursday's Big Ten Tournament second round game when he became the fourth active Division I player to reach all three of the 1,500 career points (has 1536), 500 career assists (has 592), and 500 career rebounds (has 502) marks. There are currently only three active Division I players that have achieved all three: Marreon Jackson of Arizona State, Conley Garrison of Furman and Terrell Brown Jr. of Washington.

Pickett's 37.2 minutes per game leads the Big Ten and ranks inside the top 10 in the country. His 2.43 assist-to-turnover ratio is a top-35 mark in the country.

Pickett came to PSU after three seasons at Siena, where he earned MAAC Player of the Year honors as a sophomore in 2019-20 and MAAC Rookie of the Year honors as a freshman in 2018-19. He was a three-time first-team All-MAAC selection.

**DREAD FROM DEEP**

Senior Myles Dread has drilled the fifth-most 3-pointers in Penn State history. He drained his 200th career 3-pointer in Penn State's Jan. 5 win at Northwestern, making him the seventh Nittany Lion to ever reach 200 career triples. He currently has 230 career treys, the fifth-most all-time at Penn State.

Dread has proven to have a knack for clutch shots, most recently hitting the game-tying basket to force double overtime in Penn State's 90-86 2OT win over Iowa on Jan. 31.

The senior is currently shooting 40.3 percent (62-154) from deep this season, by far the most efficient mark of his career. He shot 35.6% from three as a freshman, 31.9% as a sophomore, and 34.6% as a junior.

**SESSOMS' SPARK**

Senior Sam Sessoms has been a key spark off the bench this season and currently ranks third on the team with 11.7 points per game and second with 2.7 assists per contest.

Sessoms has 19 double-digit scoring games this season and has been Penn State's go-to spark plug thus far in the Big Ten Tournament, averaging 16.0 points per tourney game. He has scored in double-figures in all four of his career Big Ten Tournament contests.

He enters Friday's quarterfinal matchup needing just two points to reach 1,700 career points.

**CAREER MILESTONE WATCH**

**1,700 Points** **Current Mark**  
Sam Sessoms 1,698

**1,600 Points** **Current Mark**  
Jalen Pickett 1,536

**1,300 Points** **Current Mark**  
Jaheam Cornwall 1,266

**900 Points** **Current Mark**  
Myles Dread 886  
Greg Lee 828

**850 Points & Rebs.** **Current Mark**  
John Harrar 816 Points  
842 Rebounds

**800 Points** **Current Mark**  
Seth Lundy 771

**600 Assists** **Current Mark**  
Jalen Pickett 592

**600 Rebounds** **Current Mark**  
Jalen Pickett 502

**400 Assists** **Current Mark**  
Sam Sessoms 390  
Jaheam Cornwall 383

**MEDIA INFORMATION**

**SHREWSBERRY AVAILABILITY**

Coach Shrewsberry will be available for weekly media sessions during the regular season. Interview requests outside of these availabilities should be arranged through Chelsea Vielhauer in the Strategic Communications office.

**PLAYER INTERVIEWS**

All student-athlete interviews must be arranged through Chelsea Vielhauer at least 72 hours in advance. Interviews will not be granted on game day prior to tip-off. Player phone numbers will not be released. Following games, requested Penn State student-athletes will be made available. The Penn State locker room is closed.

**CREDENTIALS**

Press credentials are issued to accredited members of the working media only. Requests for credentials should be directed to Chelsea Vielhauer at least one week in advance of each game. Press credentials can be picked up at the media entrance to the Bryce Jordan Center.

**PHOTOGRAPHERS**

A photo pass must be issued to gain access courtside in the Bryce Jordan Center. Please contact Chelsea Vielhauer one week in advance for photo passes. Courtside photographers must follow NCAA guidelines.

**RADIO NETWORKS**

The Penn State Sports Network originates from the first row of Booth C23 in the press area. Visiting radio stations are located on the first row of Booth C22 in the press area. Visiting radio is provided Ethernet, POTS and ISDN connections.

**PRESS ROW SEATING**

The press seating area is located atop section 122 and 123 of the Bryce Jordan Center. Please allow several minutes when taking the elevator to the press room or media seating areas.

**GAME NOTES**

Game notes will be provided at least 24 hours in advance of each game. Penn State, Big Ten and opposing team game notes will be available online. If you would like to receive game notes via email, please contact Chelsea Vielhauer in the Strategic Communications office.

**MEDIA SCHEDULE - MARCH 7-13**

MONDAY	TUESDAY	WEDNESDAY	THURSDAY	FRIDAY	SATURDAY	SUNDAY
<p><b>Pre-Big Ten Tournament Availability</b></p> <p>2:30-2:50 PM Micah Shrewsberry</p> <p>2:50-3 PM Student-Athlete(s)</p>		<p><b>B1G Tournament First Round</b></p>	<p><b>B1G Tournament Second Round</b></p>	<p><b>B1G Tournament Quarterfinals</b></p>	<p><b>B1G Tournament Semifinals</b></p>	<p><b>B1G Tournament Championship</b></p>



**SINGLE-GAME RECORDS**

**POINTS**

Points.....129 vs. VMI, 12/30/06  
 Points/Half.....69 (2nd) vs. Rutgers, 12/14/55  
 Points/Half (Low since 1960).....7 at Army, 2/5/66  
 Points/Combined.....240 vs. VMI, 12/30/06  
 (PSU 129, VMI 111)  
 Points/In Loss: .....102 at Indiana, 2/1/19 (3OT)

**SCORING MARGINS**

Victory Margin.....58 vs. Ithaca, 1/17/53  
 (PSU 105, Ithaca 47)  
 Losing Margin.....53 at Navy, 12/4/85  
 (Navy 103, PSU 50)

**FIELD GOALS**

Field Goals.....49 vs. Muhlenberg, 12/12/77  
 Fewest Field Goals.....7 vs. Pittsburgh, 3/1/52  
 Field Goal Attempts.....105 vs. Gettysburg, 1/12/53  
 Field Goal Att/Combined.....177 at Duke, 1/5/65  
 Field Goal % .....69.6 (32-46) vs. Army, 2/17/79  
 Field Goal % Half .....90.0 (18-20, 2nd) vs. Army,  
 2/17/79  
 Field Goal % Low.....20.51 (16-78) vs. Syracuse,  
 1/6/57

**3-POINT FIELD GOALS**

3-Pt. Field Goals.....15, 3 times  
 vs. Cornell (34 att.), 11/22/21  
 vs. Hartford (25 att.), 11/20/08  
 vs. Purdue (22 att.), 2/7/01  
 3-Pt. Field Goal Attempts.....39  
 at Purdue (10 made), 1/17/21  
 3-Pt. Field Goal % (min. 10 att.).....78.6 (11-14)  
 at Ohio State, 1/25/18  
 3-Pt. Field Goal % (min. 7 att.).....85.7 (6-7)  
 at Massachusetts, 2/23/89

**FREE THROWS**

Free Throws Made .....42, vs. Siena, 3/20/00  
 Free Throw Attempts.....53 vs. Duquesne, 1/12/91  
 Free Throw Att./Combined....96 vs. Lehigh, 2/6/56  
 Free Throw Att./Low .....0, 3 times  
 most recently vs. Temple, 2/6/74  
 Free Throw Att./Low Combined..0 vs. Lock Haven,  
 1900  
 Free Throw %.....100% (16-16) at Villanova, 1/25/78  
 100% (5-5) at Alabama, 12/21/18

**REBOUNDS**

Rebounds .....71 vs. Cornell, 12/4/71  
 Rebound Margin.....+39 (67-28)  
 vs. Loyola (Md.), 1/26/81

**STEALS/ASSISTS/BLOCKS**

Steals .....19 vs. Indiana (Pa.), 12/1/82  
 Assists .....36 vs. VMI, 12/30/06  
 Blocks .....16 vs. Nebraska, 3/11/15

**FOULS**

Personal Fouls.....39, 2 times  
 at Alaska, 11/25/78  
 at Duquesne, 1/10/83  
 Personal Fouls Combined.....68 at Alaska, 11/25/78  
 Personal Fouls/Low.....0 vs. Lock Haven, 1900  
 Personal Fouls/Low, Combined...0 vs. Lock Haven,  
 1900

**OVERTIME**

Overtime Periods.....5 vs. Temple, 2/14/45  
 (Temple 63, PSU 60)

**HIGHEST-RANKED RECRUITING CLASS IN PROGRAM HISTORY**

It took head coach Micah Shrewsberry and his staff less than eight months to make history in Happy Valley, as the staff recently signed the highest-ranked recruiting class in program history on Signing Day 2021.

Penn State's five-member class currently ranks 24th in the nation according to 247Sports, 25th according to ESPN, and 29th according to Rivals.

The five-member class is comprised of Jameel Brown (Philadelphia, Pa.), Kanye Clary (Virginia Beach, Va.), Demetrius Lilley (Philadelphia, Pa.), Evan Mahaffey (Cincinnati, Ohio) and Kebba Njite (Centerville, Ohio). The five new Nittany Lions, who will join the program as the Class of 2026, will bring accomplished athletic and academic pedigrees to Penn State.

**CORE RETURNEES**

Penn State returns a number of familiar faces for the 2021-22 season. Graduate student John Harrar returns to utilize the extra year of eligibility granted by the NCAA due to the Covid-19 pandemic. Harrar earned honorable mention All-Big Ten honors last season after leading the Nittany Lions with 8.8 rebounds per game and a 54.9 field goal percentage.

Junior Seth Lundy is the team's returning leading scorer from a season ago. Lundy tallied 10.1 points per game, including two 30-plus point contests in his sophomore campaign.

Seniors Myles Dread and Sam Sessoms will play large roles in the backcourt once again. Dread ranked first or second on the team in three-pointers made in each of his three years as a Nittany Lion. Sessoms is set for his second season at Penn State after playing two years at Binghamton. The Philadelphia native ranked second on the team in steals a season ago and tallied nine double-digit scoring games.

Sophomores Caleb Dorsey, Dallion Johnson and Andy Christos also return looking to make a jump in their second year in Happy Valley.

**NEW FACES IN NEW PLACES**

Eight new faces pair with seven returners to comprise Penn State's 15-man roster.

Five new Nittany Lions joined the team via the transfer portal in Jaheam Cornwall (Gardner-Webb), Greg Lee (Western Michigan), Jalen Pickett (Siena), Jevonnie Scott (South Plains College), and Jalanni White (Canisius). Three others joined as walk-ons, two of whom have played college basketball in previous years, in Dan Conlan (Dickinson), Irekefe Oweh (St. Thomas Aquinas) and Ishaan Jagiasi.

**A NEW SHERIFF IN TOWN**

Peter and Ann Tombros Endowed Head Coach Micah Shrewsberry was announced as the 14th men's basketball head coach in Penn State history on March 15, 2021. He came to Penn State after two years as the associate head coach at Purdue, his second stint with the Boilermakers, that followed a six-year run as assistant coach with the Boston Celtics under head coach Brad Stevens. During his tenure, the Celtics reached the playoffs in five consecutive seasons, including back-to-back appearances in the Eastern Conference Finals in 2017 and 2018.

Shrewsberry's first stint at Purdue came during the 2011-12 and 2012-13 seasons, in which he helped the Boilers reach the second round of the NCAA Tournament. Prior to that, he spent four seasons at Butler under Stevens, helping guide the Bulldogs to three NCAA Tournaments and two Final Four appearances.

Prominent players coached by Shrewsberry include Jaylen Brown (Celtics), Jayson Tatum (Celtics), Isaiah Thomas (Celtics), Al Horford (Celtics), Kyrie Irving (Celtics), Marcus Smart (Celtics), Rajon Rondo (Celtics), Gordon Hayward (Butler), Shelvin Mack (Butler), and Robbie Hummel (Purdue).

**PALPABLE BUZZ**

With fans set to return to the Bryce Jordan Center for the first time since the 2019-20 season, and the excitement surrounding first-year head coach Micah Shrewsberry, the buzz in Happy Valley is palpable.

Penn State sold nearly 2,800 student season tickets, the most ever sold in the history of Penn State Basketball student season ticket sales.

**STAFF TIES**

Shrewsberry was tasked with assembling his first staff immediately upon arrival in Happy Valley. While this group has never all worked together, there are some key connections to both each other and the University.

Associate Head Coach and Penn State alumnus Adam Fisher '06 returns for his third stint in Happy Valley. He was the Nittany Lions' head student manager from 2003-06 during his undergraduate days. He later returned for the 2011-12 season as video coordinator and 2012-13 season as director of player development. Fisher spent the last eight years with the Miami Hurricanes.

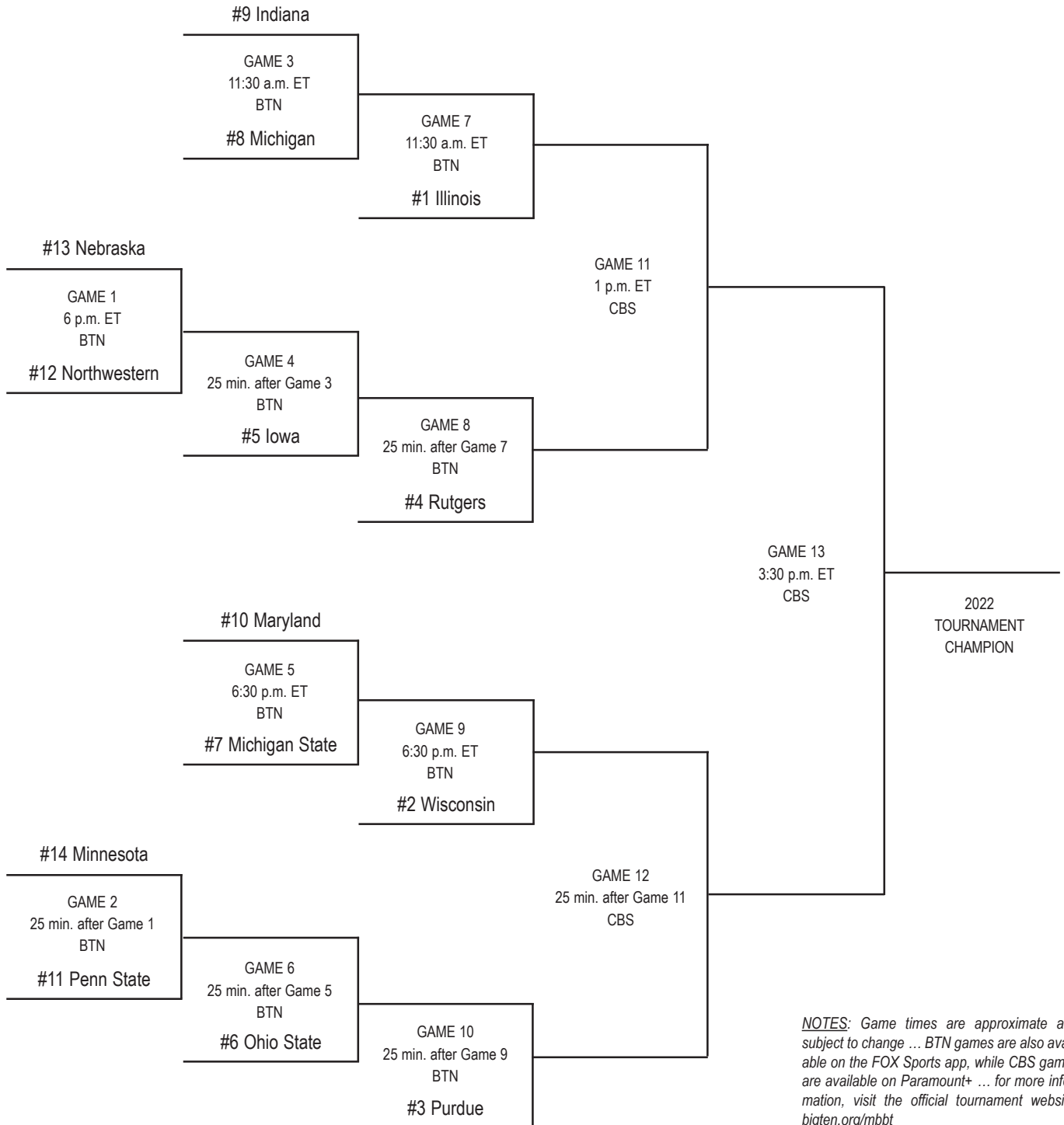
Assistant Coach Aki Collins and Shrewsberry were on the same staff at Marshall from 2003-05, where the two coached current Assistant to the Head Coach Tre Whitted. Shrewsberry also coached current Director of Player Development Mike Green at Butler as Green earned All-America honors under Shrewsberry's tutelage. Shrewsberry worked on the same staff as current Video Coordinator Grady Eifert for each of the last two seasons, as the former Boilermaker standout was serving as a graduate assistant at Purdue.

# 2022 BIG TEN MEN'S BASKETBALL TOURNAMENT

MARCH 9-13 • GAINBRIDGE FIELDHOUSE • INDIANAPOLIS, IND.



MARCH 9                      MARCH 10                      MARCH 11                      MARCH 12                      MARCH 13



*NOTES: Game times are approximate and subject to change ... BTN games are also available on the FOX Sports app, while CBS games are available on Paramount+ ... for more information, visit the official tournament website, [bigten.org/mbbt](http://bigten.org/mbbt)*

## PENN STATE BIG TOURNAMENT HISTORY

DATE	OPPONENT (LOCATION)	W/L	SCORE
<b>1998 UNITED CENTER, CHICAGO</b>			
3/5/98	#7 Penn State vs. #10 Wisconsin	L	52-51 Leading PSU scorer: Pete Lisicky, 15
<b>1999 UNITED CENTER, CHICAGO</b>			
3/4/99	#9 Penn State vs. #8 Northwestern	L	54-44 Leading PSU scorer: Joe Crispin, 18
<b>2000 UNITED CENTER, CHICAGO - SEMIFINAL</b>			
3/9/00	#9 Penn State vs. #8 Michigan	W	76-66 Leading PSU scorer: Joe Crispin, 22
3/10/00	#9 Penn State vs. #1 Ohio State	W	71-66 Leading PSU scorer: Jarrett Stephens, 21
3/11/00	#9 Penn State vs. #4 Illinois	L	94-84 Leading PSU scorer: Jarrett Stephens, 24
<b>2001 UNITED CENTER, CHICAGO - SEMIFINAL</b>			
3/8/01	#7 Penn State vs. #10 Michigan	W	82-80 Leading PSU scorer: Gyasi Cline-Heard, 24
3/8/01	#7 Penn State vs. #2 Michigan St.	W	65-63 Leading PSU scorer: Joe Crispin, 22
3/10/01	#7 Penn State vs. #6 Iowa	L	94-74 Leading PSU scorer: Gyasi Cline-Heard, 26
<b>2002 CONSECO FIELDHOUSE, INDIANAPOLIS</b>			
3/7/02	#11 Penn State vs. #6 Minnesota	L	84-60 Leading PSU scorer: Sharif Chambliss, 16
<b>2003 UNITED CENTER, CHICAGO</b>			
3/13/03	#11 Penn State vs. #6 Indiana	L	77-49 Leading PSU scorer: Brandon Watkins, 17
<b>2004 CONSECO FIELDHOUSE, INDIANAPOLIS</b>			
3/11/04	#11 Penn State vs. #6 Northwestern	L	57-52 Leading PSU scorers: Aaron Johnson 14, Marlon Smith, 14
<b>2005 UNITED CENTER, CHICAGO</b>			
3/10/05	#11 Penn State vs. #6 Ohio State	L	72-69 Leading PSU scorer: Travis Parker, 21
<b>2006 CONSECO FIELDHOUSE, INDIANAPOLIS</b>			
3/9/06	#8 Penn State vs. #9 Northwestern	W	60-42 Leading PSU scorer: Geary Claxton, 17
3/10/06	#8 Penn State vs. #1 Ohio State	L	63-56 Leading PSU scorer: Jamelle Cornley, 18
<b>2007 UNITED CENTER, CHICAGO</b>			
3/8/07	#11 Penn State vs. #6 Illinois	L	66-60 Leading PSU scorer: Mike Walker, 22
<b>2008 CONSECO FIELDHOUSE, INDIANAPOLIS</b>			
3/13/08	#7 Penn State vs. #10 Illinois	L	64-63 Leading PSU scorer: Talor Battle, 17
<b>2009 CONSECO FIELDHOUSE, INDIANAPOLIS</b>			
3/12/09	#6 Penn State vs. #11 Indiana	W	66-51 Leading PSU scorer: Jamelle Cornley, 22
3/13/09	#6 Penn State vs. #3 Purdue	L	79-65 Leading PSU scorer: Jamelle Cornley, 20
<b>2010 CONSECO FIELDHOUSE, INDIANAPOLIS</b>			
3/11/10	#11 Penn State vs. #6 Minnesota	L	76-55 Leading PSU scorer: Battle, Babb, Jackson & Jones, 10
<b>2011 CONSECO FIELDHOUSE, INDIANAPOLIS FINAL</b>			
3/10/11	#6 Penn State vs. #11 Indiana	W	61-55 Leading PSU scorer: Jeff Brooks, 15
3/11/11	#6 Penn State vs. #3 Wisconsin	W	36-33 Leading PSU scorer: Talor Battle, 9
3/12/11	#6 Penn State vs. #7 Mich. State	W	61-48 Leading PSU scorer: Talor Battle, 25

DATE	OPPONENT (LOCATION)	W/L	SCORE
<b>BIG TEN CHAMPIONSHIP GAME</b>			
3/13/11	#6 Penn State vs. #1 Ohio State	L	71-60 Leading PSU scorer: Talor Battle, 24
<b>2012 CONSECO FIELDHOUSE, INDIANAPOLIS</b>			
3/8/12	#12 Penn State vs. #5 Indiana	L	75-58 Leading PSU scorer: Tim Frazier, 26
<b>2013 UNITED CENTER, CHICAGO</b>			
3/4/13	#12 Penn State vs. #5 Michigan	L	83-66 Leading PSU scorer: D.J. Newbill, 20
<b>2014 CONSECO FIELDHOUSE, INDIANAPOLIS</b>			
3/9/14	#10 Penn State vs. #7 Minnesota	L	63-56 Leading PSU scorer: D.J. Newbill, 16
<b>2015 UNITED CENTER, CHICAGO - QUARTERFINAL</b>			
3/11/15	#13 Penn State vs. #12 Nebraska	W	68-65 Leading PSU scorer: D.J. Newbill, 26
3/12/15	#13 Penn State vs. #5 Iowa	W	67-58 Leading PSU scorer: D.J. Newbill, 18
3/13/15	#13 Penn State vs. #4 Purdue	L	64-59 Leading PSU scorer: D.J. Newbill, 19
<b>2016 BANKERS LIFE FIELDHOUSE, INDIANAPOLIS</b>			
3/10/16	#10 Penn State vs. #7 Ohio State	L	79-75 Leading PSU scorer: Shep Garner, 25
<b>2017 VERIZON CENTER, WASHINGTON</b>			
3/8/17	#13 Penn State vs. #12 Nebraska	W	76-67 Leading PSU scorer: Mike Watkins, 18
3/9/17	#13 Penn State vs. #5 Michigan St.	L	51-78 Leading PSU scorer: Tony Carr, 16; Lamar Stevens, 16
<b>2018 MADISON SQUARE GARDEN, NEW YORK - SEMIFINAL</b>			
With the move to MSG for 2018, the Big Ten Conference Tournament was played one week earlier (Feb. 28-March 4) than the usual dates.			
3/1/18	#7 Penn State vs. #12 Northwestern	W	65-57 Leading PSU scorer: Tony Carr, 25
3/2/18	#7 Penn State vs. #2 Ohio State	W	69-68 Leading PSU scorer: Tony Carr, 25
3/3/18	#7 Penn State vs. #3 Purdue	L	70-78 Leading PSU scorer: Shep Garner, 33
<b>2019 UNITED CENTER, CHICAGO</b>			
3/14/19	#10 Penn State vs. #7 Minnesota	L	72-77 Leading PSU scorer: Lamar Stevens, 24
<b>2020 BANKERS LIFE FIELDHOUSE, INDIANAPOLIS</b>			
3/12/20	#6 Penn State vs. #11 Indiana	canceled	Remainder of tournament canceled on March 12 due to COVID-19 pandemic.
<b>2021 LUCAS OIL STADIUM, INDIANAPOLIS</b>			
3/10/21	#11 Penn State vs. #14 Nebraska	W	72-66 Leading PSU scorer: Jamari Wheeler, 19
3/11/21	#11 Penn State vs. #6 Wisconsin	L	74-75 Leading PSU scorer: Sam Sessoms, 18
<b>2021 GAINBRIDGE FIELDHOUSE, INDIANAPOLIS</b>			
3/9/22	#11 Penn State vs. #14 Minnesota	W	60-51 Leading PSU scorer: Jalen Pickett, 22
3/10/22	#11 Penn State vs. #6 Ohio St.	W	71-68 Leading PSU scorer: Sam Sessoms, 18

## MISCELLANEOUS

Tournaments: 24  
Record: 17-23  
Final: 1 (0-1); (2011)  
Semis: 4 (1-3); (2018, 2011, 2001, 2000)  
Overtime: 2 (1-1); (W-2017, L-2019)  
5-Point or less games: 7-7,  
Last: 3/10/2022 vs. Ohio St., (W, 71-68)

### MOST POINTS

PSU: L, 94-84 vs. Illinois (2000)  
OPP: L, 94-84 vs. Illinois (2000)  
L, 94-74 vs. Iowa (2001)

### LARGEST MARGIN OF VICTORY

PSU: 18; 60-42 vs. Northwestern (2006)  
OPP: 28; 77-49 vs. Indiana (2003)

### CONSECUTIVE WINS: 3 (2011)

Last 10: 5-5 Last 5: 3-2

### ALL-TOURNAMENT TEAM

2018: Tony Carr, G  
2015: D.J. Newbill, G  
2011: Talor Battle, G  
2001: Joe Crispin, G  
2000: Jarrett Stephens, F; Joe Crispin, G

## PENN STATE SEEDS

1998: .....	7	2011: .....	6
1999: .....	9	2012: .....	12
2000: .....	9	2013: .....	12
2001: .....	7	2014: .....	10
2002: .....	11	2015: .....	13
2003: .....	11	2016: .....	10
2004: .....	11	2017: .....	13
2005: .....	11	2018: .....	7
2006: .....	8	2019: .....	10
2007: .....	11	2020: .....	# 6
2008: .....	7	2021: .....	11
2009: .....	6	2022: .....	11
2010: .....	11		

# Did not compete in 2020 after remainder of tournament canceled on March 12 due to COVID-19 pandemic.

## RECORD BY SEED

No. 6 .....	# 4-2
No. 7 .....	4-4
No. 8 .....	1-1
No. 9 .....	2-2
No. 10 .....	0-3
No. 11 .....	3-7
No. 12 .....	0-2
No. 13 .....	3-2

# Did not compete in 2020 after remainder of tournament canceled

## RECORD BY ROUND

First Round: .....	9-12
Second Round:* .....	# 3-4
Quarterfinals: .....	4-3
Semifinals: .....	1-3
Final: .....	0-1

\*additional round added in 2015  
# did not compete 2020 due to COVID-19

PENN STATE VS. OPPONENTS IN BIG TEN TOURNAMENT

Illinois – 0-3

3/11/2000	#4 Illinois 94, #9 Penn State 84
3/8/2007	#6 Illinois 66, #11 Penn State 60
3/13/2008	#10 Illinois 64, #7 Penn State 63

Indiana – 2-2

3/13/2003	#6 Indiana 77, #11 Penn State 49
3/12/2009	#6 Penn State 66, #11 Indiana 51
3/10/2011	#6 Penn State 61, #11 Indiana 55
3/8/2012	#5 Indiana 75, #12 Penn State 58

Iowa – 1-1

3/10/2001	#6 Iowa 94, #7 Penn State 74
3/12/2015	#13 Penn State 67, #5 Iowa 58

Michigan – 2-1

3/9/2000	#9 Penn State 76, #8 Michigan 66
3/8/2001	#7 Penn State 82, #10 Michigan 80
3/14/2013	#5 Michigan 83, #12 Penn State 66

Michigan State – 2-1

3/9/2001	#7 Penn State 65, #2 Michigan State 63
3/12/2011	#6 Penn State 61, #7 Michigan State 48
3/9/2017	#5 Michigan State 78, #13 Penn State 51

Minnesota – 1-4

3/7/2002	#6 Minnesota 84, #11 Penn State 60
3/11/2010	#6 Minnesota 76, #11 Penn State 55
3/13/2014	#7 Minnesota 63, #10 Penn State 56
3/14/2019	#7 Minnesota 77, #10 Penn State 72 (ot)
3/10/2022	#11 Penn State 60, #14 Minnesota 51

Nebraska – 3-0

3/11/2015	#13 Penn State 68, #12 Nebraska 65
3/8/2017	#13 Penn State 76, #12 Nebraska 67 (ot)
3/10/2021	#11 Penn State 72, #14 Nebraska 66

Northwestern – 2-2

3/4/1999	#8 Northwestern 54, #9 Penn State 44
3/11/2004	#6 Northwestern 57, #11 Penn State 52
3/9/2006	#8 Penn State 60, #9 Northwestern 42
3/1/2018	#7 Penn State 65, #12 Northwestern 57

Ohio State 3-4

3/10/2000	#9 Penn State 71, #1 Ohio State 66
3/10/2005	#6 Ohio State 72, #11 Penn State 69
3/10/2006	#1 Ohio State 63, #8 Penn State 56
3/13/2011	#1 Ohio State 71, #6 Penn State 60
3/10/2016	#7 Ohio State 79, #10 Penn State 75
3/2/2018	#7 Penn State 69, #2 Ohio State 68
3/10/2022	#11 Penn State 71, #6 Ohio State 68

Purdue – 0-3

3/13/2009	#3 Purdue 79, #6 Penn State 65
3/13/2015	#4 Purdue 64, #13 Penn State 59
3/3/2018	#3 Purdue 78, #7 Penn State 70

Wisconsin – 1-2

3/5/1998	#10 Wisconsin 52, #7 Penn State 51
3/11/2011	#6 Penn State 36, #3 Wisconsin 33
3/11/2021	#6 Wisconsin 75, #11 Penn State 74

Maryland & Rutgers - no meetings

CURRENT PENN STATE PLAYERS BIG TEN TOURNAMENT CAREER STATS

#1 SETH LUNDY

YEAR	GP-GS	MIN/AVG	TOTAL		3-POINT		FT-FTA	PCT	REBOUNDS					PF	FO	A	TO	BLK	STL	PTS	AVG
			FG-FGA	PCT	FG-FGA	PCT			OFF	DEF	TOT	AVG									
3/10/21-Nebraska	1-0	21/21.0	2-8	.250	0-3	.000	2-3	.667	3	4	7	7.0	2	0	1	3	0	1	6	6.0	
3/11/21-Wisconsin	1-0	24/24.0	4-5	.800	4-5	.800	1-2	.500	2	4	6	6.0	3	0	0	1	0	1	9	9.0	
3/10/22-Minnesota	1-1	37/37.0	3-8	.375	2-5	.400	3-3	1.00	0	4	4	4.0	3	0	1	1	1	1	11	11.0	
3/11/22-Ohio St.	1-1	34/34.0	2-9	.222	1-6	.167	2-2	1.00	0	1	1	1.0	4	0	0	1	0	1	7	7.0	
<b>Total</b>	<b>4-2</b>	<b>97/24.3</b>	<b>11-30</b>	<b>.367</b>	<b>7-19</b>	<b>.368</b>	<b>8-10</b>	<b>.800</b>	<b>5</b>	<b>13</b>	<b>18</b>	<b>4.5</b>	<b>12</b>	<b>0</b>	<b>2</b>	<b>6</b>	<b>1</b>	<b>4</b>	<b>33</b>	<b>8.3</b>	

#2 MYLES DREAD

YEAR	GP-GS	MIN/AVG	TOTAL		3-POINT		FT-FTA	PCT	REBOUNDS					PF	FO	A	TO	BLK	STL	PTS	AVG
			FG-FGA	PCT	FG-FGA	PCT			OFF	DEF	TOT	AVG									
3/14/19-Minnesota (ot)	1-1	24/24.0	0-2	.000	0-1	.000	0-0	.000	2	2	4	4.0	4	0	0	3	0	0	0	0.0	
3/10/21-Nebraska	1-1	33/33.0	1-7	.143	1-7	.143	0-0	.000	0	0	0	0.0	2	0	1	1	0	0	3	3.0	
3/11/21-Wisconsin	1-1	30/30.0	2-7	.286	1-5	.200	0-0	.000	0	2	2	1.0	1	0	2	1	2	1	5	5.0	
3/10/22-Minnesota	1-1	27/27.0	1-3	.333	1-3	.333	0-0	.000	0	2	2	2.0	0	0	0	0	1	1	3	3.0	
3/11/22-Ohio St.	1-0	31/31.0	4-5	.800	3-3	1.00	1-2	.500	0	3	3	3.0	4	0	3	0	0	2	12	12.0	
<b>Total</b>	<b>5-4</b>	<b>145/29.0</b>	<b>8-24</b>	<b>.333</b>	<b>6-19</b>	<b>.316</b>	<b>1-2</b>	<b>.500</b>	<b>2</b>	<b>9</b>	<b>11</b>	<b>2.2</b>	<b>11</b>	<b>0</b>	<b>6</b>	<b>5</b>	<b>3</b>	<b>4</b>	<b>23</b>	<b>4.6</b>	

#3 SAM SESSOMS

YEAR	GP-GS	MIN/AVG	TOTAL		3-POINT		FT-FTA	PCT	REBOUNDS					PF	FO	A	TO	BLK	STL	PTS	AVG
			FG-FGA	PCT	FG-FGA	PCT			OFF	DEF	TOT	AVG									
3/10/21-Nebraska	1-0	14/14.0	3-7	.429	0-2	.000	5-6	.833	1	1	2	2.0	1	0	1	3	0	4	11	11.0	
3/11/21-Wisconsin	1-0	16/16.0	7-11	.636	0-1	.000	4-5	.800	0	0	0	0.0	2	0	3	2	0	1	18	18.0	
3/10/22-Minnesota	1-0	31/31.0	5-12	.417	2-4	.500	2-3	.667	1	4	5	5.0	2	0	0	2	0	1	14	14.0	
3/11/22-Ohio St.	1-0	29/29.0	7-12	.583	1-3	.333	3-3	1.00	0	0	0	0.0	1	0	1	0	0	1	18	4.0	
<b>Total</b>	<b>4-0</b>	<b>90/22.5</b>	<b>22-42</b>	<b>.524</b>	<b>3-10</b>	<b>.300</b>	<b>14-17</b>	<b>.824</b>	<b>2</b>	<b>5</b>	<b>7</b>	<b>1.8</b>	<b>6</b>	<b>0</b>	<b>5</b>	<b>7</b>	<b>0</b>	<b>7</b>	<b>61</b>	<b>15.3</b>	



**CURRENT PENN STATE PLAYERS BIG TEN TOURNAMENT CAREER STATS**

**#4 CALEB DORSEY**

YEAR	GP-GS	MIN/AVG	TOTAL		3-POINT		FT-FTA	PCT	REBOUNDS			PF	FO	A	TO	BLK	STL	PTS	AVG
			FG-FGA	PCT	FG-FGA	PCT			OFF	DEF	TOT								
3/10/22-Minnesota	1-0	1/1.0	0-0	.000	0-0	.000	0-0	.000	0	0	0	0.0	0	0	0	0	0	0	0.0
<b>Total</b>	<b>1-0</b>	<b>1/1.0</b>	<b>0-0</b>	<b>.000</b>	<b>0-0</b>	<b>.000</b>	<b>0-0</b>	<b>.000</b>	<b>0</b>	<b>0</b>	<b>0</b>	<b>0.0</b>	<b>0</b>	<b>0</b>	<b>0</b>	<b>0</b>	<b>0</b>	<b>0</b>	<b>0.0</b>

**#5 GREG LEE**

YEAR	GP-GS	MIN/AVG	TOTAL		3-POINT		FT-FTA	PCT	REBOUNDS			PF	FO	A	TO	BLK	STL	PTS	AVG
			FG-FGA	PCT	FG-FGA	PCT			OFF	DEF	TOT								
3/10/22-Minnesota	1-0	19/19.0	2-4	.500	0-2	.000	0-0	.000	0	2	2	2.0	3	0	1	0	0	4	4.0
3/11/22-Ohio St.	1-1	13/13.0	1-4	.250	0-0	.000	0-0	.000	2	3	5	5.0	1	0	0	1	0	2	2.0
<b>Total</b>	<b>2-1</b>	<b>32/16.0</b>	<b>3-8</b>	<b>.375</b>	<b>0-2</b>	<b>.000</b>	<b>0-0</b>	<b>.000</b>	<b>2</b>	<b>5</b>	<b>7</b>	<b>3.5</b>	<b>4</b>	<b>0</b>	<b>1</b>	<b>1</b>	<b>0</b>	<b>6</b>	<b>3.0</b>

**#11 JAHEAM CORNWALL**

YEAR	GP-GS	MIN/AVG	TOTAL		3-POINT		FT-FTA	PCT	REBOUNDS			PF	FO	A	TO	BLK	STL	PTS	AVG
			FG-FGA	PCT	FG-FGA	PCT			OFF	DEF	TOT								
3/11/22-Ohio St.	1-0	6/6.0	1-3	.333	0-2	.000	0-1	.000	0	0	0	0.0	0	0	0	0	0	2	2.0
<b>Total</b>	<b>1-0</b>	<b>6/6.0</b>	<b>1-3</b>	<b>.333</b>	<b>0-2</b>	<b>.000</b>	<b>0-1</b>	<b>.000</b>	<b>0</b>	<b>0</b>	<b>0</b>	<b>0.0</b>	<b>0</b>	<b>0</b>	<b>0</b>	<b>0</b>	<b>0</b>	<b>2</b>	<b>2.0</b>

**#21 JOHN HARRAR**

YEAR	GP-GS	MIN/AVG	TOTAL		3-POINT		FT-FTA	PCT	REBOUNDS			PF	FO	A	TO	BLK	STL	PTS	AVG
			FG-FGA	PCT	FG-FGA	PCT			OFF	DEF	TOT								
3/1/2018-Northwestern	1-1	6/6.0	0-2	.000	0-0	.000	0-0	.000	1	2	3	3.0	1	0	0	0	0	0	0.0
3/2/2018-Ohio State	1-1	11/11.0	1-3	.333	0-0	.000	0-0	.000	4	2	6	6.0	3	0	0	0	0	2	2.0
3/3/18-Purdue	1-1	9/9.0	2-3	.667	0-0	.000	0-0	.000	1	0	1	1.0	3	0	0	1	1	4	4.0
3/14/19-Minnesota (ot)	1-1	22/22.0	3-4	.750	0-0	.000	0-1	.000	3	2	5	5.0	2	0	0	1	0	6	6.0
3/10/21-Nebraska	1-1	24/24.0	2-5	.400	0-0	.000	1-2	.500	4	10	14	14.0	4	0	4	2	0	5	5.0
3/11/21-Wisconsin	1-1	24/24.0	3-6	.500	0-0	.000	0-0	.000	3	7	10	12.0	3	0	2	1	0	6	6.0
3/10/22-Minnesota	1-1	25/25.0	2-4	.500	0-0	.000	2-2	1.00	4	8	12	12.0	2	0	3	3	1	6	6.0
3/11/22-Ohio St.	1-1	31/31.0	3-8	.375	0-0	.000	6-7	.857	3	6	9	9.0	2	0	1	1	0	12	12.0
<b>Total</b>	<b>8-8</b>	<b>152/19.0</b>	<b>16-35</b>	<b>.457</b>	<b>0-0</b>	<b>.000</b>	<b>9-12</b>	<b>.750</b>	<b>23</b>	<b>37</b>	<b>60</b>	<b>7.5</b>	<b>20</b>	<b>0</b>	<b>10</b>	<b>7</b>	<b>2</b>	<b>3</b>	<b>41</b>

**#22 JALEN PICKETT**

YEAR	GP-GS	MIN/AVG	TOTAL		3-POINT		FT-FTA	PCT	REBOUNDS			PF	FO	A	TO	BLK	STL	PTS	AVG
			FG-FGA	PCT	FG-FGA	PCT			OFF	DEF	TOT								
3/10/22-Minnesota	1-1	40/40.0	9-14	.643	3-4	.750	1-2	.500	0	7	7	7.0	1	0	4	3	0	1	22
3/11/22-Ohio St.	1-1	40/40.0	6-11	.545	1-4	.250	3-5	.600	0	8	8	8.0	3	0	5	1	0	1	16
<b>Total</b>	<b>2-2</b>	<b>80/40.0</b>	<b>15-25</b>	<b>.600</b>	<b>4-8</b>	<b>.500</b>	<b>4-7</b>	<b>.571</b>	<b>0</b>	<b>15</b>	<b>15</b>	<b>7.5</b>	<b>4</b>	<b>0</b>	<b>9</b>	<b>4</b>	<b>0</b>	<b>2</b>	<b>38</b>

**#23 DALLION JOHNSON**

YEAR	GP-GS	MIN/AVG	TOTAL		3-POINT		FT-FTA	PCT	REBOUNDS			PF	FO	A	TO	BLK	STL	PTS	AVG
			FG-FGA	PCT	FG-FGA	PCT			OFF	DEF	TOT								
3/10/22-Minnesota	1-1	20/20.0	0-5	.000	0-4	.000	0-0	.000	1	1	2	2.0	0	0	0	1	0	0	0.0
3/11/22-Ohio St.	1-1	14/14.0	1-2	.500	0-1	.000	0-0	.000	0	1	1	1.0	0	0	0	1	0	2	2.0
<b>Total</b>	<b>2-2</b>	<b>34/17.0</b>	<b>1-7</b>	<b>.143</b>	<b>0-5</b>	<b>.000</b>	<b>0-0</b>	<b>.000</b>	<b>1</b>	<b>2</b>	<b>3</b>	<b>1.5</b>	<b>0</b>	<b>0</b>	<b>0</b>	<b>2</b>	<b>0</b>	<b>2</b>	<b>1.0</b>

**#33 ANDY CHRISTOS**

YEAR	GP-GS	MIN/AVG	TOTAL		3-POINT		FT-FTA	PCT	REBOUNDS			PF	FO	A	TO	BLK	STL	PTS	AVG
			FG-FGA	PCT	FG-FGA	PCT			OFF	DEF	TOT								
3/10/22-Minnesota	1-0	1/1.0	0-0	.000	0-0	.000	0-0	.000	0	0	0	0.0	0	0	0	0	0	0	0.0
<b>Total</b>	<b>1-0</b>	<b>1/1.0</b>	<b>0-0</b>	<b>.000</b>	<b>0-0</b>	<b>.000</b>	<b>0-0</b>	<b>.000</b>	<b>0</b>	<b>0</b>	<b>0</b>	<b>0.0</b>	<b>0</b>	<b>0</b>	<b>0</b>	<b>0</b>	<b>0</b>	<b>0</b>	<b>0.0</b>

## PENN STATE BIG TEN TOURNAMENT RECORDS

### TEAM - GAME

- ▶ **Points:** 84, vs. Illinois, 3/11/00
- ▶ **Points/fewest:** 36 (won), vs. Wisconsin, 3/11/11
- ▶ **Points/in a half:** 49 (2nd), vs. Nebraska, 3/10/21
- ▶ **Rebounds:** 45, vs. Nebraska (OT), 3/8/17  
regulation: 43, vs. Nebraska, 3/10/21
- ▶ **Offensive Rebounds:** 18, vs. Illinois, 3/13/08
- ▶ **Defensive Rebounds:** 34, vs. Nebraska (OT), 3/8/17  
regulation: **30, vs. Minnesota, 3/10/22**; 30, vs. Michigan State, 3/12/11
- ▶ **Assists:** 22, vs. Michigan, 3/9/00
- ▶ **Blocks:** 16\*\*, vs. Nebraska, 3/11/15
- ▶ **Steals:** 15, vs. Illinois, 3/11/02
- ▶ **Fouls:** 29, vs. Iowa, 3/10/01
- ▶ **Turnovers/most:** 26, vs. Northwestern, 3/11/04
- ▶ **Turnovers/fewest:** 5, vs. Northwestern, 3/1/18;  
vs. Wisconsin, 3/11/11
- ▶ **Field Goals:** 30, vs. Minnesota (OT), 3/14/19  
regulation: 29, vs. Michigan, 3/4/13
- ▶ **Field Goal Attempts:** 71, vs. Minnesota (OT), 3/14/19  
regulation: 64, vs. Ohio State, 3/10/06
- ▶ **Field Goal %:** .519, vs. Ohio State, 3/10/00
- ▶ **3-Pt Field Goals:** 13, vs. Northwestern, 3/1/18
- ▶ **3-Pt Field Goal Attempts:** 29, vs. Northwestern, 3/1/18
- ▶ **3-Pt Field Goal Pct:** .474, (9-19) vs. Ohio State, 3/2/18
- ▶ **Free Throws:** 26, vs. Iowa, 3/10/01
- ▶ **Free Throw Attempts:** 30, vs. Iowa, 3/10/01
- ▶ **Free Throw %:** .867 (26-30), vs. Iowa, 3/10/01

\*\* Big Ten Tournament Record

### TEAM - TOURNAMENT

- ▶ **Points:** 231, 2000 (3 games)
- ▶ **Rebounds:** 139, 2011 (4 games)
- ▶ **Offensive Rebounds:** 48, 2011 (4 games)
- ▶ **Defensive Rebounds:** 91, 2011 (4 games)
- ▶ **Assists:** 58, 2000 (3 games)
- ▶ **Blocks:** 20, 2015 (3 games)
- ▶ **Steals:** 32, 2000 (3 games)
- ▶ **Fouls:** 70, 2015 (3 games)
- ▶ **Turnovers/most:** 41, 2000 (3 games)
- ▶ **Turnovers/fewest:** (Min. 2 games): 18, 2006  
(Min. 3 games): 22, 2018
- ▶ **Field Goals:** 84, 2011 (4 games)
- ▶ **Field Goal Attempts:** 200, 2011 (4 games)
- ▶ **Field Goal %:** (Min. 2 games): .479, 2000
- ▶ **3-Pt Field Goals:** 30, 2018 (3 games)
- ▶ **3-Pt Field Goal Attempts:** 75, 2011 (4 games)
- ▶ **3-Pt Field Goal %:** (Min. 2 games): .429, 2018 (3 games)
- ▶ **Free Throws:** 62, 2001 (3 games)
- ▶ **Free Throw Attempts:** 75, 2001 (3 games)
- ▶ **Free Throw Percentage:** (min. 2 games): .826, 2001

### INDIVIDUAL - GAME

- ▶ **Points:** 33, Shep Garner, vs. Purdue, 3/3/18
  - ▶ **Rebounds:** 14, John Harrar, vs. Nebraska, 3/10/21
  - ▶ **Offensive Rebounds:** 6, Jeff Brooks, vs. Illinois, 3/8/08
  - ▶ **Defensive Rebounds:** 10, John Harrar, vs. Nebraska, 3/10/21
  - ▶ **Assists:** 11, Joe Crispin, vs. Illinois, 3/11/00
  - ▶ **Blocks:** \*\*8, Mike Watkins, vs. Nebraska, 3/8/17
  - ▶ **Steals:** 5, Tim Frazier, vs. Indiana, 3/8/12
  - ▶ **Field Goals:** 10, D.J. Newbill, vs. Michigan, 3/4/13;  
Jarrett Stephens, vs. Ohio State, 3/10/00
  - ▶ **Field Goal Attempts:** 25, Lamar Stevens vs. Minnesota (OT), 3/4/19; 24, Tim Frazier, vs. Indiana, 3/8/12
  - ▶ **3-Pt Field Goals:** 7 \*\*, Mike Walker, vs. Illinois, 3/8/07
  - ▶ **3-Pt Field Goal Att:** 14\*\*, Joe Crispin, vs. Northwestern, 3/4/99
  - ▶ **Free Throws:** 12, Gyasi Cline-Heard, vs. Iowa, 3/10/01
  - ▶ **Free Throw Attempts:** 14, Gyasi Cline-Heard, vs. Iowa, 3/10/01
- \*\* Big Ten Tournament Record

### INDIVIDUAL - CAREER

- ▶ **Games Played:** 9, Shep Garner, Julian Moore (2015-18)
- ▶ **Points:** 135, Shep Garner, 9 games (2015-18)
- ▶ **Rebounds:** 60, John Harrar, 8 games (2018-22)
- ▶ **Offensive Rebounds:** 23, John Harrar, 8 games (2018-22)
- ▶ **Defensive Rebounds:** 37, John Harrar, 8 games (2018-22)
- ▶ **Assists:** 40, Joe Crispin, 8 games (1998-2001)
- ▶ **Blocks:** 11, Mike Watkins, 3 games, 2017 & 2019  
(10 blocks in 2017, 1 block in 2019)
- ▶ **Steals:** 16, Titus Ivory, 8 games
- ▶ **Field Goals:** 39, Shep Garner, 9 games (2015-18);  
D.J. Newbill, 5 games (2013-15)
- ▶ **Field Goal Attempts:** 107, Talor Battle, 8 games (2008-11)
- ▶ **3-Pt Field Goals:** 29, Shep Garner, 9 games (2015-18)
- ▶ **3-Pt Field Goal Attempts:** 70, Shep Garner, 9 games (2015-18)
- ▶ **Free Throws:** 32, Gyasi Cline-Heard, 8 games (1998-2001)
- ▶ **Free Throw Attempts:** 48, Gyasi Cline-Heard, 8 games (1998-2001)



**BIG**<sup>®</sup>

MEN'S BASKETBALL  
**TOURNAMENT**  
INDIANAPOLIS 2022

PRESENTED BY  **TIAA**

## PENN STATE BIG TEN TOURNAMENT RECORDS

### ► CAREER SCORING

1.	135	Shep Garner (T-7 on B1G list)	2015, 16, 17, 18
2.	127	Joe Crispin (#10 on B1G list)	1998, 99, 2000, 01
3.	116	Talor Battle	2008, 09, 10, 11
4.	99	D.J. Newbill	2013, 14, 15
5.	96	Gyasi Cline-Heard	1998, 99, 2000, 01
6.	93	Lamar Stevens	2017, 18, 19
	93	Titus Ivory	1998, 99, 2000, 01
8.	89	Tony Carr	2017, 18
9.	70	Tim Frazier	2010, 11, 12
10.	69	Jamelle Cornley	2006, 07, 08, 09

### ► TOURNAMENT SCORING

1.	71	Talor Battle (T-9 on B1G list)	2011
2.	63	D.J. Newbill	2015
3.	62	Tony Carr	2018
4.	61	Jeff Brooks	2011
5.	60	Gyasi Cline-Heard	2001
6.	58	Shep Garner	2018
7.	55	Joe Crispin	2000
	55	Jarrett Stephens	2000

### ► GAME SCORING

1.	33	Shep Garner (T-3 on B1G list)	vs. Purdue, 3/3/18
2.	26	D.J. Newbill	vs. Nebraska, 3/11/15
	26	Tim Frazier	vs. Indiana, 3/8/12
	26	Gyasi Cline-Heard	vs. Iowa, 3/10/01
5.	25	Tony Carr	vs. Ohio State, 3/2/18
	25	Tony Carr	vs. Northwestern, 3/1/18
	25	Shep Garner	vs. Ohio State, 3/10/16
	25	Talor Battle	vs. Michigan St., 3/12/11
9.	24	Lamar Stevens	vs. Minnesota (OT), 3/14/19
	24	Talor Battle	vs. Ohio State, 3/13/11
	24	Gyasi Cline-Heard	vs. Michigan, 3/8/01
	24	Jarrett Stephens	vs. Illinois, 3/11/00

### ► CAREER 3-PT FIELD GOALS

1.	20	Joe Crispin (8 gms)	1998, 99, 2000, 01
2.	19	Talor Battle	2008, 09, 10, 11
3.	13	Shep Garner	2015, 16, 17, 18
	13	Titus Ivory	1998, 99, 2000, 01
5.	12	Tony Carr (5 gms)	2017, 18
	12	Mike Walker	2005, 06, 07

### ► TOURNAMENT 3-PT FIELD GOALS

1.	14	Talor Battle (T-2 on B1G list)	2011
2.	13	Shep Garner (5 on B1G list)	2018
3.	11	Tony Carr	2018
4.	8	Joe Crispin	2001
5.	7	Shep Garner	2015
	7	Mike Walker	2007
	7	Titus Ivory	2001
	7	Jon Crispin	2000

### ► GAME 3-PT FIELD GOALS

1.	7	Mike Walker (T-2 B1G list)	vs. Illinois, 3/8/07
2.	6	Shep Garner	vs. Purdue, 3/3/18
	6	Tony Carr	vs. Northwestern, 3/1/18
	6	Talor Battle	vs. Michigan St., 3/12/11
	6	Joe Crispin	vs. Northwestern, 3/4/99
6.	5	Shep Garner	vs. Nebraska, 3/11/15

### ► CAREER REBOUNDING

1.	60	JOHN HARRAR	2018, 2019, 2021, 2022
2.	44	Jeff Brooks	2008, 09, 10, 11
	44	Geary Claxton	2005, 06, 07
4.	43	Ross Travis	2012, 13, 14, 15
5.	41	Gyasi Cline-Heard	1998, 99, 2000, 01

### ► TOURNAMENT REBOUNDING

1.	32	Jeff Brooks	2011
2.	26	Jarrett Stephens	2000
3.	24	JOHN HARRAR	2021
4.	22	Geary Claxton	2006
5.	21	JOHN HARRAR	2022

### ► GAME REBOUNDING

1.	14	JOHN HARRAR	vs. Nebraska, 3/10/21
2.	13	Geary Claxton	vs. Ohio State, 3/10/05
	13	Aaron Johnson	vs. Northwestern, 3/11/04
4.	12	John Harrar	vs. Minnesota, 3/10/22
	12	Geary Claxton	vs. Ohio State, 3/10/06
	12	Jarrett Stephens	vs. Ohio State, 3/10/00
	12	Calvin Booth	vs. Northwestern, 3/4/99
8.	11	Mike Watkins	vs. Nebraska (OT), 3/8/17
	11	Ross Travis	vs. Michigan, 3/4/13
	11	Jan Jagla	vs. Northwestern, 3/11/04
11.	10	JOHN HARRAR	vs. Wisconsin, 3/11/21
	10	Geary Claxton	vs. Northwestern, 3/9/06
	10	G. Cline-Heard	vs. Ohio State, 3/10/00

### ► CAREER ASSISTS

1.	40	Joe Crispin	1998, 99, 2000, 01
2.	27	Talor Battle	2008, 09, 10, 11
3.	22	Tony Carr	2017, 18

### ► TOURNAMENT ASSISTS

1.	27	Joe Crispin (T-3 on B1G list)	2000
----	----	-------------------------------	------

### ► GAME ASSISTS

1.	11	Joe Crispin (T-2 on B1G list)	vs. Illinois, 3/11/00
2.	10	Jarrett Stephens	vs. Michigan, 3/9/00
3.	9	Ben Luber	vs. Ohio State, 3/10/06
	9	Joe Crispin	vs. Michigan, 3/9/00
5.	8	Titus Ivory	vs. Michigan, 3/8/01
6.	7	Jermaine Marshall	vs. Michigan, 3/4/13
	7	Joe Crispin	vs. Ohio State, 3/10/00
8.	6	Tony Carr	vs. Nebraska (OT), 3/8/17
	6	Tim Frazier	vs. Michigan State, 3/12/11
	6	Talor Battle	vs. Indiana, 3/12/09
	6	Ben Luber	vs. Ohio State, 3/10/05
	6	Ben Luber	vs. Northwestern, 3/11/04

### OPPONENT GAME RECORDS

Scoring: 30, Reggie Evans, Iowa, 2001

Rebounding: 18, Reggie Evans, Iowa, 2001

Assists: 10, Rich McBride, Illinois, 2007

NATIONAL POLLS - WEEK 18

AP TOP 25

Rank	Team	Record	Pts.	Prev.
1.	Gonzaga (52)	24-3	1514	1
2.	Arizona (6)	28-3	1435	2
3.	Baylor (3)	26-5	1402	3
4.	Auburn	27-4	1331	5
5.	Kentucky	25-6	1306	7
6.	Kansas	25-6	1170	6
7.	Duke	26-5	1100	4
8.	Villanova	23-7	1096	11
9.	Tennessee	23-7	967	13
	<b>Purdue</b>	<b>25-6</b>	<b>967</b>	<b>8</b>
11.	Providence	24-4	951	9
<b>12.</b>	<b>Wisconsin</b>	<b>24-6</b>	<b>857</b>	<b>10</b>
13.	UCLA	23-6	737	17
14.	Texas Tech	23-8	730	12
15.	Arkansas	24-7	687	14
<b>16.</b>	<b>Illinois</b>	<b>22-8</b>	<b>612</b>	<b>20</b>
17.	Saint Mary's	24-6	506	19
18.	Houston	26-5	502	14
19.	Murray State	30-2	424	22
20.	UConn	22-8	370	18
21.	USC	25-6	279	16
22.	Texas	21-10	216	21
23.	Colorado State	24-4	194	RV
<b>24.</b>	<b>Iowa</b>	<b>22-9</b>	<b>189</b>	<b>24</b>
25.	North Carolina	23-8	56	RV

**Others receiving votes:** Boise State 49, South Dakota State 32, Memphis 26, San Diego State 24, **LSU 22**, Loyola Chicago 16, **Ohio State 16**, Seton Hall 9, San Francisco 9, **Rutgers 8**, Alabama 7, Notre Dame 4, Vermont 3, Longwood 1, Davidson 1

COACHES POLL

Rank	Team	Record	Pts.	Prev.
1.	Gonzaga (27)	24-3	790	1
2.	Arizona (2)	28-3	744	3
3.	Baylor (2)	26-5	706	4
4.	Auburn (1)	27-4	704	5
5.	Kentucky	25-6	676	6
6.	Kansas	25-6	606	7
7.	Duke	26-5	603	2
8.	Villanova	23-7	548	11
<b>9.</b>	<b>Purdue</b>	<b>25-6</b>	<b>521</b>	<b>9</b>
10.	Providence	24-4	512	8
11.	Tennessee	23-7	476	13
<b>12.</b>	<b>Wisconsin</b>	<b>24-6</b>	<b>460</b>	<b>10</b>
13.	UCLA	23-6	376	18
14.	Texas Tech	23-8	361	12
<b>15.</b>	<b>Illinois</b>	<b>22-8</b>	<b>359</b>	<b>17</b>
16.	Arkansas	24-7	341	15
17.	Saint Mary's	24-6	256	20
18.	Houston	26-5	255	14
19.	Murray State	30-2	223	22
20.	UConn	22-8	216	19
21.	USC	25-6	204	16
22.	Texas	21-10	124	21
<b>23.</b>	<b>Iowa</b>	<b>22-9</b>	<b>94</b>	<b>25</b>
24.	Colorado State	24-4	58	RV
<b>25.</b>	<b>Ohio State</b>	<b>19-10</b>	<b>36</b>	<b>23</b>

**Others receiving votes:** Boise State 26, North Carolina 20, Notre Dame 16, Seton Hall 14, **Michigan State 13**, Alabama 11, Wake Forest 10, South Dakota State 7, San Francisco 6, Loyola Chicago 6, Marquette 6, San Diego State 5, Memphis 4, **LSU 3**, Creighton 2, **Rutgers 1**, Iowa State 1

**Bold denotes 2021-22 opponent**

STARTING LINEUPS

OPP.	G	G	G	G/F	F	Rec
Youngstown St.	Sessoms	Pickett	Dread	Lundy	Harrar	1-0
at UMass	Sessoms	Pickett	Cornwall	Lundy	Harrar	0-1
St. Francis (NY)	Sessoms	Pickett	Lundy	White	Harrar	1-0
Cornell	Sessoms	Pickett	Dread	Lundy	Harrar	2-0
LSU	Sessoms	Pickett	Dread	Lundy	Harrar	2-1
Oregon State	Sessoms	Pickett	Dread	Lundy	Harrar	3-1
Miami	Sessoms	Pickett	Dread	Lundy	Harrar	3-2
Ohio State	Sessoms	Pickett	Cornwall	Lundy	Harrar	0-2
Wagner	Cornwall	Pickett	Dread	Lundy	Harrar	1-0
at Michigan St.	Cornwall	Pickett	Dread	Lundy	Harrar	1-1
Indiana	Cornwall	Pickett	Lundy	Lee	Harrar	1-0
at Northwestern	Cornwall	Pickett	Lundy	Lee	Harrar	2-0
Purdue	Cornwall	Pickett	Lundy	Lee	Harrar	2-1
Rutgers	Pickett	Dread	Lundy	Lee	Harrar	1-0
at Ohio State	Sessoms	Pickett	Dread	Lee	Harrar	0-1
at Iowa	Sessoms	Pickett	Lundy	Lee	Harrar	0-1
at Indiana	Cornwall	Pickett	Lundy	Lee	Harrar	2-2
Iowa	Pickett	Johnson	Dread	Lundy	Harrar	1-0
at Wisconsin	Pickett	Johnson	Dread	Lundy	Harrar	1-1
Michigan	Pickett	Johnson	Dread	Lundy	Harrar	1-2
at Minnesota	Pickett	Johnson	Dread	Lundy	Harrar	1-3
Michigan St.	Pickett	Johnson	Dread	Lundy	Harrar	2-3
Minnesota	Pickett	Johnson	Dread	Lundy	Harrar	3-3
at Maryland	Pickett	Johnson	Dread	Lundy	Harrar	3-4
Northwestern	Pickett	Johnson	Dread	Lundy	Harrar	4-4
Nebraska	Pickett	Johnson	Dread	Lundy	Harrar	4-5
at Illinois	Pickett	Johnson	Lundy	Lee	Harrar	0-1
at Rutgers	Pickett	Johnson	Lundy	Lee	Harrar	0-2
vs. Minnesota	Pickett	Johnson	Dread	Lundy	Harrar	5-5
vs. Ohio State	Pickett	Johnson	Lundy	Lee	Harrar	1-2

MISCELLANEOUS STATISTICS

Games Led Penn State in Scoring\*

Pickett	13
Sessoms	9
Lundy	8
Harrar	2
Johnson	1

Games Led Penn State in Rebounds\*

Harrar	25
Lee	4
Lundy	2
Sessoms	1
White	1

Games Led Penn State in Assists\*

Pickett	21
Sessoms	10
Dread	5
Harrar	2

Games Double-Figure Scoring

Pickett	24
Lundy	20
Sessoms	19
Harrar	17
Dread	6
Lee	2
Johnson	1

Games With 20 or more Points

Pickett	4
Lundy	3
Sessoms	2

Games With 10 or more Rebounds

Harrar	15
Lundy	2
Lee	1
Sessoms	1

Games With 5 or more Assists

Pickett	13
Sessoms	5

Double-Doubles

Harrar	11
Lundy	1
Pickett	1
Sessoms	1

\* includes tied for team lead



**PENN STATE WHEN...**

Played at home	10-5
Played on the road	1-10
Played at a neutral location	3-1
vs. Top 10 teams	0-1
vs. Top 25 teams	2-5
Games decided by 3 points or less	2-3
Games decided by 4-10 points	5-7
Games decided by 11-19 points	5-4
Games decided by 20 points or more	2-2
Led at the half	8-2
Trailed at the half	5-11
Was tied at the half	1-3
Went to overtime	1-1
Went to double overtime	1-0
Scored 90 or more points	1-0
Scored 80-89 points	1-0
Scored 70-79 points	5-2
Scored 60-69 points	7-5
Scored 50-59 points	0-8
Scored fewer than 50 points	0-1
Allowed 90 or more points	0-1
Allowed 80-89	1-2
Allowed 70-79	2-4
Allowed 60-69	2-6
Allowed 50-59	6-3
Allowed fewer than 50 points	3-0
Shot 50% or more	3-1
Shot 40-49%	10-9
Shot 30-39%	1-6
Shot under 30%	0-0
Allowed 50% or more	0-4
Allowed 40-49%	5-7
Allowed 30-39%	9-5
Allowed under 30%	0-0
Shot better from the field	13-7
Shot same/worse from the field	1-9
Shot better from the FT line	9-6
Shot same/worse from the FT line	5-10
Outrebounded opponents	12-8
Was outrebounded	1-6
Tied opponent in rebounding	1-2
Committed fewer turnovers	3-2
Committed more turnovers	11-13
Turnovers are even	0-1
Committed 15 or more turnovers	2-4
Committed 14 or less turnovers	12-12
Records 7 or more steals	3-4
Records 6 or less steals	11-12
PSU wins the tip	5-2
Opponent wins the tip	9-14

**NITTANY LIONS...**

<b>By Time</b>		
Day Game (before 5 p.m. local)	3-5	
Night Game	11-11	
<b>By Month</b>		
November	4-2	
December	1-3	
January	4-4	
February	3-5	
March	2-2	
<b>By Day</b>		
Sunday	1-4	
Monday	2-2	
Tuesday	3-1	
Wednesday	3-2	
Thursday	3-1	
Friday	1-1	
Saturday	1-5	
<b>By Uniform Color</b>		
Wearing white	10-5	
Wearing blue	2-9	
Wearing gray	2-1	
Wearing black & pink	0-1	
<b>Vs. The Conferences</b>		
ACC	0-1	
Atlantic 10	0-1	
Big Ten	9-13	
Horizon League	1-0	
Ivy League	1-0	
NEC	2-0	
Pac-12	1-0	
SEC	0-1	

**BIG TEN STANDINGS**

	Big Ten		Overall	
	W-L	Pct.	W-L	Pct.
Illinois	15-5	.750	22-8	.733
Wisconsin	15-5	.750	24-6	.800
Purdue	14-6	.700	25-6	.806
Rutgers	12-8	.600	18-12	.600
Iowa	12-8	.600	23-9	.719
Ohio State	12-8	.600	19-11	.633
Michigan St.	11-9	.550	21-11	.656
Michigan	11-9	.550	17-14	.548
Indiana	9-11	.450	19-12	.613
Maryland	7-13	.350	15-17	.469
Penn State	7-13	.350	14-16	.467
Northwestern	7-13	.350	15-16	.484
Nebraska	4-16	.200	10-22	.313
Minnesota	4-16	.200	13-17	.433



**BIG Media Services**

[Big Ten Weekly Release/Statistics](#)

The Big Ten Conference men's basketball release, with standings and statistics, is available at [www.bigten.org](http://www.bigten.org).

[Big Ten Player of the Week](#)

The Big Ten Conference announces Players of the Week every Monday during the regular season.

[Big Ten Tournament](#)

The 2021 Big Ten Men's Basketball Tournament is scheduled for March 9-13 at Gainbridge Fieldhouse in Indianapolis, Ind. For media credential information, contact the Big Ten Conference office at (847) 696-1010 ext. 146.

THE LAST TIME...

TEAM WON / LOSS

PLAYED TOP 25 Team	3/10/22 vs. No. 25 Ohio State (71-68)
BEAT TOP 25 Team	3/10/22 vs. No. 25 Ohio State (71-68)
BEAT TOP 25 TEAM ROAD	12/8/20 at No. 15 Virginia Tech (75-55)
BEAT TOP 10 Team	2/12/19 vs. No. 6 Michigan (75-69)
BEAT TOP 5 Team	12/10/19 vs. No. 4 Maryland (76-69)
BEAT A BIG TEN TEAM BY 20+	2/17/22 vs. Minnesota (67-46)
WON IN OVERTIME	1/31/22 vs. Iowa (90-86 (2ot))
LOST IN OVERTIME	11/26/21 vs. LSU (L, 68-63 (ot))
PLAYED DOUBLE OVERTIME	1/31/22 vs. Iowa (W, 90-86 (2ot))
PLAYED TRIPLE OVERTIME	2/11/17 at Indiana (L, 110-102 (3ot))
NEVER TRAILED	1/11/22 vs. Rutgers (66-49)
CAME FROM 20+ DOWN TO WIN	3/15/95 (NIT) vs Miami (62-56) (-20)
CAME FROM 15+ DOWN TO WIN	3/10/21 vs. Nebraska (35-20, 2:14 1H) (-15)
Came From 10-14 DOWN TO WIN	3/10/22 vs. No. RV25 Ohio St. (7-20) (-13)
WON BIG TEN ROAD	1/5/22 at Northwestern (74-70)
WON BIG TEN NEUTRAL	3/11/22 vs. Ohio St. (71-68)
WON TOP 25 BIG TEN ROAD	2/4/20 at No.16/14 Michigan State (75-70)
WON NON-CONFERENCE ROAD	12/8/20 at No. 15 Virginia Tech (75-55)
WON NON-CONFERENCE NEUTRAL	11/27/21 vs. Ore. St., Emerald Coast Classic (60-45)
LOST BIG TEN AT HOME	2/27/22 vs. Nebraska (93-70)
LOST NON-CONFERENCE AT BJC	12/1/21 vs. Miami (Fla.) (58-63)
LOST NON-CONFERENCE AT REC HALL	12/14/13 vs. Princeton (71-69 (ot))

TEAM SCORING

SCORED 100+	2/11/17 at Indiana (102 (3ot))
ALLOWED 100+	12/7/19 at No. 6 Ohio State, (106)
BOTH TEAMS SCORED 100+	2/11/17 at Indiana (L, 110-102 (3ot))
SCORED 90+	1/31/22 vs. Iowa (90, 2ot)
ALLOWED 90+	2/27/22 vs. Nebraska (93)
SCORED 80+	11/22/21 vs. Cornell (85)
CONSECUTIVE GAMES SCORING 80+	
3:	12/20/19 vs. Central Conn. State (87), 12/20/19 vs. Cornell (90) & 1/4/20 vs. Iowa (89)
4:	11/5/19 vs. Maryland Eastern Shore (84), 11/9/19 vs. Wagner (91)
	11/14/19 at Georgetown (81) & 11/19/19 vs. Bucknell (98)
SCORED UNDER 50	2/5/22 at No. 11 Wisconsin (49)
SCORED UNDER 40	2/21/15 at Northwestern (39)
SCORED 60+ IN A HALF	12/19/09 vs. Gardner-Webb (60 2nd)
SCORED 50+ IN FIRST HALF	12/20/19 vs. Central Conn. State, (51)
SCORED 50+ IN SECOND HALF	1/30/21 vs. No. 14 Wisconsin (50)
SCORED 45+ IN FIRST HALF	3/3/21 vs. Minnesota (46)
BENCH Scored 50+	12/7/05 vs. UMKC (50)
OPP SCORED 45 OR LESS	11/27/21 vs. Oregon State (45)
CONSECUTIVE OPP BELOW 45	2009 at Temple (45) & UMBC (42)
OPP SCORED 40 OR LESS	3/6/14 at Northwestern (32)
CONSECUTIVE OPP BELOW 40	2007 vs. Princeton (38) & Denver (39)
OPP SCORED 10 OR LESS IN HALF	12/15/07 Denver (10)
OPP SCORED 15 OR LESS IN HALF	2/7/15 Nebraska (13)

INDIVIDUAL SCORING

PLAYER 40+ POINTS	Gene Harris (46) vs. Holy Cross, 12/28/1961
PLAYER 35+ POINTS	D.J. Newbill (37) vs. Purdue, 1/17/2015
PLAYER 30-34 POINTS	Seth Lundy (31) at Maryland, 3/7/21
3 PLAYERS 20+ POINTS	Claxton, Comley, Hassell vs. VMI, 12/30/2006
2 PLAYERS 20+ POINTS	Seth Lundy (23) and Sam Sessoms (22) vs. Cornell, 11/22/21
6+ PLAYERS 10+ POINTS	12/6/20 vs. Seton Hall (6)
5+ PLAYERS 10+ POINTS	2/25/22 vs. Northwestern (5)
2+ PLAYERS DOUBLE-DOUBLES	1/31/22 vs. Iowa
	John Harrar (19 pts/10 reb) & Seth Lundy (17 pts/11 reb)
NITTANY LION TRIPLE DOUBLE	3/16/1998 by Calvin Booth at Dayton NIT (19 points, 10 rebounds, 10 blocks)

TEAM SHOOTING PERCENTAGES

SHOT 60%+ FG	11/19/19 vs. Bucknell (60.0%)
SHOT 60%+ FG IN BIG TEN	1/3/06 vs Northwestern (64.0%)
SHOT 50%+ FG IN BIG TEN	2/17/22 vs. Minnesota (53.8%)
SHOT 70% IN HALF	1/5/18 vs. Northwestern (70.8%)
SHOT 60% IN HALF	3/10/22 vs. Ohio St. (16-26, 61.5%)
SHOT UNDER 30%	11/21/18 vs. Bradley (17-59, 28.8%)
SHOT 70%+ FROM 3PT	PSU record - 1/25/18 at 13/13 Ohio State, (11-14, 78.6%)
SHOT 60%+ FROM 3PT	11/28/10 vs. Furman (12-19, 63.2%)
SHOT 50%+ FROM 3PT	2/17/22 vs. Minnesota (7-14, 50.0%)
SHOT 95%+ FROM FT	12/21/18 at Alabama (5-5, 100%)
SHOT 90%+ FROM FT	11/28/20 vs. VMI (13-14, 92.9%)
SHOT 85% FROM FT	3/6/22 at Rutgers (16-18, 88.9%)
SHOT 40% OR LESS FT	3/3/22 at No. 20 Illinois (1-3, 33.3%)
SHOT 0.0% FT	1/3/12 at Wisconsin (0-1, 0.0%)
OPP SHOT 60%+ FG	12/15/18 vs. NC State (60.7%)
OPP SHOT BELOW 30% FG	12/4/19 vs. Wake Forest (17-58, 29.3%)
OPP SHOT 0.0% 3FG	12/17/17 at George Mason (0-14)

TEAM REBOUNDING

50+ REBOUNDS	1/31/22 vs. Iowa (53, 2OT)
45+ REBOUNDS	2/25/22 vs. Northwestern (45)
20+ OFFENSIVE REBS	1/17/21 at Purdue (23)
20 OR LESS REBOUNDS	2/29/12 at Purdue (17)
OPP 20 OR LESS REBOUNDS	2/11/17 at Illinois (20)

TEAM STEALS, ASSISTS, TURNOVERS & BLOCKS

15+ STEALS	11/28/20 vs VMI (18)
10+ STEALS	2/27/22 vs. Nebraska (10)
30+ ASSISTS	12/30/06 vs. VMI (36)
20+ ASSISTS	12/6/20 vs. Seton Hall (20)
CONSEC. GAMES/ 20+ ASSISTS	1/2/18 at Maryland (20) & 12/30/17 vs. Coppin St. (22)
	12/18/16 vs. St. John's (23), 12/21/16 vs Morgan State (23)
	11/13/16 vs. Duquesne (20), 11/15/16 vs. Grand Canyon (20)
5 OR FEWER TURNOVERS	12/8/20 at Virginia Tech (5)
20 + TURNOVERS	11/14/19 at Georgetown (20)
OPP 25+ TURNOVERS	11/28/20 VMI (25)
10+ BLOCKS	12/20/19 vs. Central Conn. (10)
10 PLAYERS 10+ MINUTES	11/5/19 vs. Maryland Eastern Shore (10)
	Mike Watkins (15 pts/11 reb) & Lamar Stevens (15 pts/10 reb)
NITTANY LION TRIPLE DOUBLE	3/16/1998 by Calvin Booth at Dayton NIT (19 points, 10 rebounds, 10 blocks)

MISCELLANEOUS INDIVIDUAL STATS

PLAYER 20+ REBOUNDS	John Harrar (20) vs. Northwestern, 2/25/22
PLAYER 15+ REBOUNDS	John Harrar (17) at Rutgers, 3/6/22
PLAYER 10+ ASSISTS	Jalen Pickett (10) vs. No. 3 Purdue (67-74), 1/8/22
PLAYER 5+ STEALS	Jamari Wheeler (5) vs. VMI, 11/28/20
PLAYER 5+ BLOCKS	Mike Watkins (5) vs. Central Conn. State, 12/20/19
PLAYER 5+ BLOCKS, Consec. Games	Mike Watkins (5) vs. Albany, 11/11/16; Duquesne, 11/13/16
PLAYER 6+ THREES	Sam Sessoms (6) vs. Cornell, 11/22/21

MISCELLANEOUS TEAM INFORMATION

PENN STATE RANKED ASSOCIATED PRESS	3/2/2020, No. 20
PENN STATE RANKED ASSOCIATED PRESS TOP 10	2/17/2020, No. 9

## NUMERICAL ROSTER

#	NAME	POS	CL	HT	WT	HOMETOWN	HIGH SCHOOL / LAST SCHOOL
0	Irekefe Oweh	G	So.	6-2	188	North Brunswick, N.J.	Rutgers Prep/St. Thomas Aquinas
1	Seth Lundy	F	Jr.	6-6	217	Paulsboro, N.J.	Roman Catholic
2	Myles Dread	G	Sr.	6-4	235	Detroit, Mich.	Gonzaga (Washington D.C.)
3	Samuel Sessoms	G	Sr.	6-0	189	Philadelphia, Pa.	The Shipley School/Binghamton
4	Caleb Dorsey	F	So.	6-7	235	Westminster, Md.	The Hill School (Pa.)
5	Greg Lee	F	Sr.+	6-9	217	Rockford, Ill.	Westside (Texas)/Western Michigan
11	Jaheam Cornwall	G	Sr.+	6-0	190	Brooklyn, N.Y.	Putnam Science/Gardner-Webb
13	Jevonnie Scott	F	Jr.	6-7	252	Toronto, Ontario	Orangeville Prep/South Plains
14	Jalanni White	F	Sr.+	6-8	205	New Haven, Conn.	Notre Dame-West Haven/Canisius
15	Dan Conlan	G	Jr.	6-4	180	Sewickley, Pa.	Quaker Valley/Dickinson
21	John Harrar	F	Sr.+	6-9	240	Wallingford, Pa.	Strath Haven
22	Jalen Pickett	G	Sr.	6-4	202	Rochester, N.Y.	Aquinas/SPIRE/Siena
23	Dallion Johnson	G	So.	6-3	182	Haverhill, Mass.	Phillips Academy (Mass.)
33	Andy Christos	G	So.	6-5	179	Madison, N.J.	Madison
35	Ishaan Jagiasi	G	Jr.	6-1	180	Wilmington, Del.	Huntington Prep (W. Va.)

## ALPHABETICAL ROSTER

#	NAME	POS	CL	HT	WT	HOMETOWN	HIGH SCHOOL / LAST SCHOOL
33	Andy Christos	G	So.	6-5	179	Madison, N.J.	Madison
15	Dan Conlan	G	Jr.	6-4	180	Sewickley, Pa.	Quaker Valley/Dickinson
11	Jaheam Cornwall	G	Sr.+	6-0	190	Brooklyn, N.Y.	Putnam Science/Gardner-Webb
4	Caleb Dorsey	F	So.	6-7	235	Westminster, Md.	The Hill School (Pa.)
2	Myles Dread	G	Sr.	6-4	235	Detroit, Mich.	Gonzaga (Washington D.C.)
21	John Harrar	F	Sr.+	6-9	240	Wallingford, Pa.	Strath Haven
35	Ishaan Jagiasi	G	Jr.	6-1	180	Wilmington, Del.	Huntington Prep (W. Va.)
23	Dallion Johnson	G	So.	6-3	182	Haverhill, Mass.	Phillips Academy (Mass.)
5	Greg Lee	F	Sr.+	6-9	217	Rockford, Ill.	Westside (Texas)/Western Michigan
1	Seth Lundy	F	Jr.	6-6	217	Paulsboro, N.J.	Roman Catholic
0	Irekefe Oweh	G	So.	6-2	188	North Brunswick, N.J.	Rutgers Prep/St. Thomas Aquinas
22	Jalen Pickett	G	Sr.	6-4	202	Rochester, N.Y.	Aquinas/SPIRE/Siena
13	Jevonnie Scott	F	Jr.	6-7	252	Toronto, Ontario	Orangeville Prep/South Plains
3	Samuel Sessoms	G	Sr.	6-0	189	Philadelphia, Pa.	The Shipley School/Binghamton
14	Jalanni White	F	Sr.+	6-8	205	New Haven, Conn.	Notre Dame-West Haven/Canisius

## COACHING STAFF

**Peter and Ann Tombros Endowed Head Coach:** Micah Shrewsberry (Hanover '99)

**Associate Head Coach:** Adam Fisher (Penn State '06)

**Assistant Coach:** Aki Collins (Clark Atlanta '97)

**Assistant Coach:** Mike Farrelly (St. Joseph's '03)

**Chief of Staff:** Nicholas Colella (Penn State '13, '15)

**Director of Recruiting:** Brian Snow (Ohio State '07)

**Director of Player Development:** Mike Green (Butler '08)

**Assistant to the Head Coach:** Tre Whitted (Marshall '07)

**Video Coordinator:** Grady Eifert (Purdue '19)

**Athletic Trainer:** Justin Pomar (Iowa State '14)

**Performance Enhancement Coach:** Greg Miskinis (Penn State '08)

## PRONUNCIATIONS

**Aki** - AH-key

**Dallion** - DAL-yin

**Farrelly** - FAIR-uh-lee

**Dorsey** - Door-see

**Eifert** - I-fert

**Harrar** - final R is silent, HAIR-ah

**Irekefe Oweh** - Ah-REE-keff-ay O-way

**Ishaan Jagiasi** - E-shawn JAG-ee-ah-see

**Jalanni** - Ja-LON-ee

**Jalen** - Jay-len

**Jevonnie** - Ja-VON-ee

## BY ELIGIBILITY

### SENIOR+ (4)

5	Greg Lee	F
11	Jaheam Cornwall	G
14	Jalanni White	F
21	John Harrar	F

### SENIOR (3)

2	Myles Dread	G
3	Sam Sessoms	G
22	Jalen Pickett	G

### JUNIOR (4)

1	Seth Lundy	F
13	Jevonnie Scott	F
15	Dan Conlan	G
35	Ishaan Jagiasi	G

### SOPHOMORE (4)

0	Irekefe Oweh	G
4	Caleb Dorsey	F
23	Dallion Johnson	G
33	Andy Christos	G

## BY STATE/COUNTRY

### CONNECTICUT (1)

14	Jalanni White	F
----	---------------	---

### DELAWARE (1)

35	Ishaan Jagiasi	G
----	----------------	---

### ILLINOIS (1)

5	Greg Lee	F
---	----------	---

### MARYLAND (1)

4	Caleb Dorsey	F
---	--------------	---

### MASSACHUSETTS (1)

23	Dallion Johnson	G
----	-----------------	---

### MICHIGAN (1)

2	Myles Dread	G
---	-------------	---

### NEW JERSEY (3)

0	Irekefe Oweh	G
1	Seth Lundy	F
33	Andy Christos	G

### NEW YORK (2)

11	Jaheam Cornwall	G
22	Jalen Pickett	G

### PENNSYLVANIA (3)

3	Sam Sessoms	G
15	Dan Conlan	G
21	John Harrar	F

### CANADA (1)

13	Jevonnie Scott	F
----	----------------	---

PETER AND ANN TOMBROS ENDOWED HEAD COACH

# MICAH SHREWSBERRY

Penn State Vice President for Intercollegiate Athletics Sandy Barbour announced the hiring of Purdue Associate Head Coach Micah Shrewsberry as the 14th men's basketball head coach in Penn State history. Shrewsberry comes to Penn State with a wealth of experience as an assistant coach for a pair of nationally ranked programs and in the NBA. He also has two years of head coaching experience.

Shrewsberry spent the last two seasons with Big Ten foe Purdue University as the associate head coach. As the offensive coordinator, Shrewsberry helped lead the Boilermakers to a fourth-place finish with a 13-6 Big Ten record in 2020-21. Purdue finished with an 18-9 overall mark and earned an NCAA Tournament berth. Trevion Williams claimed first-team All-Big Ten honors, while Zach Edey and Jaden Ivey were All-Freshman Team selections.

Prior to his time at Purdue, Shrewsberry spent six seasons (2013-19) with the NBA's Boston Celtics as an assistant coach. During his tenure, the Celtics reached the playoffs in five consecutive seasons, including back-to-back appearances in the Eastern Conference Finals in 2017 and 2018. Under Shrewsberry, Boston ranked sixth in the NBA in 3-pointers made and seventh in 3-point field goal percentage in the 2018-19 season and was second in 3-point field goal percentage in 2017-18, behind the NBA champion Golden State Warriors.

Shrewsberry played a key role in the development of Jaylen Brown and Jayson Tatum, who were the No. 3 picks in the 2016 and 2017 NBA Drafts, respectively. Tatum was an NBA All-Rookie Team first-team selection, while Brown earned second-team All-Rookie honors. Shrewsberry was also an assistant coach in the 2017 NBA All-Star Game.

Shrewsberry's first stint as an assistant coach at Purdue spanned the 2011-12 and 2012-13 seasons where he helped the Boilers reach the second round of the NCAA Tournament. He played an integral role in helping Purdue's offense lead the country in fewest turnovers per game with 8.74 in 2011-12. Under Shrewsberry, Terone Johnson was one of the most improved players in the Big Ten in 2011-12, improving his field goal percentage by nearly 13 percent and upping his scoring average by more than five points per game from his freshman to sophomore year.

The Indianapolis native spent four seasons at Butler University under head coach Brad Stevens. He started his time with the Bulldogs as the coordinator of basketball operations before serving as an assistant coach for three seasons. With Shrewsberry on the bench, the Bulldogs compiled an 87-21 record, won two Horizon League regular-season championships and two Horizon League Tournament titles, and made three NCAA Tournament appearances.

During Shrewsberry's time at Butler, the Bulldogs reached the 2010 and 2011 National Championship games. He aided in the development of Gordon Hayward, who was the 2009 Horizon League Newcomer of the Year, 2010 Horizon League Player of the Year in 2010 and on the Final Four All-Tournament Team in 2010. Hayward was selected as the ninth overall pick in the 2010 NBA Draft by the Utah Jazz. Shrewsberry was the head coach at Indiana University-South Bend from 2005-07. He served as the Chicagoland Collegiate Athletic Conference (CCAC) Division I Men's Basketball Chair in 2006-07. In his second season at the helm, the Titans showed a nine-game improvement from his inaugural season.

He was also the director of basketball operations at Marshall University (2003-05) and an assistant coach at DePauw University (2001-03) and Wabash College (2000-01). At DePauw, Shrewsberry led the Tigers to a 42-12 record with a pair of conference championships. Shrewsberry started his coaching career as a graduate assistant at the University of Indianapolis in 1999-2000.

As player, Shrewsberry was a three-year starting guard and team tri-captain at Hanover College. He led the Heartland Collegiate Athletic Conference in free throw shooting (.833) and assists (4.4) in 1998-99.

Shrewsberry earned his bachelor's degree in physical education from Hanover College in 1999 and a master's degree in sports management from Indiana State in 2003. He and his wife, Molly, have four children, Braeden, Nicholas, Caitlin and Grace.



**Records**

**Penn State:** 14-16 (First year)

**Career (includes NAIA):** 29-63 (Third year)

**Season**

First

**Alma Mater**

Hanover College '99 (B.A.)  
Indiana State '03 (M.S.)

**Hometown**

Indianapolis, Ind.

**Family**

**Wife:** Molly

**Children:** Braeden, Nicholas, Caitlin and Grace

**Coaching Experience**

**1999-2000**

University of Indianapolis  
Graduate Assistant Coach

**2001**

Wabash  
Assistant Coach

**2001-03**

DePauw  
Assistant Coach

**2003-05**

Marshall  
Director of Operations

**2005-07**

IU-South Bend  
Head Coach

**2007-08**

Butler  
Coordinator of Operations

**2008-11**

Butler  
Assistant Coach

**2011-13**

Purdue  
Assistant Coach

**2013-19**

Boston Celtics  
Assistant Coach

**2019-21**

Purdue  
Associate Head Coach

**Playing Experience**

**1996-99**

Hanover College



# O Irekefe OWEH

So. • Guard • 6-2 • 188 lbs.  
 North Brunswick, N.J./Rutgers Prep  
 St. Thomas Aquinas  
 Major: Economics



## CAREER STATS

SEASON	TEAM	GP-GS	MIN/AVG	Field Goals		3-Point		F-Throws		Rebounds				Scoring						
				FG-FGA	FG%	3FG-3FGA	3FG%	FT-FTA	FT%	OFF	DEF	TOT	AVG	PF	FOA	A	TO	BLK	STL	PTS
2020-21	STA	12-0	115/9.6	12-21	.571	0-1	.000	3-17	.176	3	15	18	1.5	17-0	7	8	0	5	27	2.3
2021-22	PSU	2-0	3/1.6	0-2	.000	0-0	.000	0-0	.000	0	0	0	0.0	1-0	0	1	0	1	0	0.0
<b>TOTAL FOR PSU</b>		<b>2-0</b>	<b>3/1.6</b>	<b>0-2</b>	<b>.000</b>	<b>0-0</b>	<b>.000</b>	<b>0-0</b>	<b>.000</b>	<b>0</b>	<b>0</b>	<b>0</b>	<b>0.0</b>	<b>1-0</b>	<b>0</b>	<b>1</b>	<b>0</b>	<b>1</b>	<b>0</b>	<b>0.0</b>
<b>TOTAL</b>		<b>14-0</b>	<b>118/8.4</b>	<b>12-23</b>	<b>.522</b>	<b>0-1</b>	<b>.000</b>	<b>3-17</b>	<b>.176</b>	<b>3</b>	<b>15</b>	<b>18</b>	<b>1.3</b>	<b>18-0</b>	<b>7</b>	<b>9</b>	<b>0</b>	<b>6</b>	<b>27</b>	<b>1.9</b>

## 2021-22 GAME-BY-GAME STATS

Opponent	Date	GS	MIN	Total		3-Pointers		Free throws		Rebounds				PF A TO BLK STL PTS AVG						
				FG-FGA	PCT	3FG-3FGA	PCT	FT-FTA	PCT	OFF	DEF	TOT	AVG	PF	A	TO	BLK	STL	PTS	AVG
Wagner	12/08/2021		00:01	0-0	.000	0-0	.000	0-0	.000	0	0	0	0.0	0	0	0	0	0	0	0.0
Minnesota	02/17/2022		03:08	0-2	.000	0-0	.000	0-0	.000	0	0	0	0.0	1	0	1	0	1	0	0.0
<b>Totals</b>		<b>0</b>	<b>03:09</b>	<b>0-2</b>	<b>.000</b>	<b>0-0</b>	<b>.000</b>	<b>0-0</b>	<b>.000</b>	<b>0</b>	<b>0</b>	<b>0</b>	<b>0.0</b>	<b>1</b>	<b>0</b>	<b>1</b>	<b>0</b>	<b>1</b>	<b>0</b>	<b>0.0</b>

## Player Averages

Games Played	Minutes/game	Points/game	FG Pct	3FG Pct	FT Pct	Rebounds/game	Assists/game	Turnovers/game	Assist/Turnover ratio	Steals/game	Blocks/game
2	1.6	0.0	0.0	0.0	0.0	0.0	0.0	0.5	0.0	0.5	0.0

## STAT HIGHS

	2021-22 Season	Career	Big Ten
Points	--	11, vs. Mercy, 2/26/21	--
Rebounds	--	4, at Molloy, 2/3/21	--
Assists	--	2, vs. Mercy, 2/8/21	--
Blocks	--	--	--
Steals	1, vs. Minnesota, 2/17/22	2, vs. Mercy, 2/8/21	1, vs. Minnesota, 2/17/22
Minutes	3, vs. Minnesota, 2/17/22	21, at Saint Rose., 2/12/21	3, vs. Minnesota, 2/17/22
FG Made	--	5, vs. Mercy, 2/6/21	--
FG Attempted	2, vs. Minnesota, 2/17/22	7, vs. Mercy, 2/6/21	2, vs. Minnesota, 2/17/22
3-Point FG Made	--	--	--
3-Point FG Attempted	--	1, vs. Mercy, 2/8/21	--
FT Made	--	1, vs. Mercy, 2/17/21	--
FT Attempted	--	7, vs. Mercy, 2/8/21	--

## 2021-22 NOTES

- Recorded a steal in dominant win over Minnesota (2/17).
- Saw first action of the season against Wagner (12/8).
- Joined team as a walk-on in fall 2021 after playing one year at St. Thomas Aquinas...saw action in 12 games at St. Thomas Aquinas and tallied 27 points and 18 rebounds...older brother Odafe (Jayson) Oweh was an All-Big Ten defensive end on the Penn State football team from 2018-20 and a first round draft pick by the Baltimore Ravens in the 2021 NFL Draft.

# 1 Seth LUNDY

Jr. • Forward • 6-6 • 217 lbs.  
 Paulsboro, N.J./Roman Catholic (Pa.)  
 Major: Rehabilitation Human Services

## CAREER STATS

SEASON	TEAM	GP-GS	MIN	AVG	Field Goals		3-Point		F-Throws		Rebounds				Scoring						
					FG-FGA	FG%	3FG-3FGA	3FG%	FT-FTA	FT%	OFF	DEF	TOT	AVG	PF-FO	A	TO	BLK	STL	PTS	AVG
2019-20	PSU	31-15	461	14.9	52-132	.394	34-87	.391	27-36	.750	22	63	85	2.7	58-1	17	11	12	9	165	5.3
2020-21	PSU	25-15	595	23.8	87-226	.385	39-122	.320	39-48	.813	29	75	104	4.2	55-0	19	33	14	18	252	10.1
2021-22	PSU	29-29	938	32.3	120-296	.405	64-177	.362	50-57	.877	25	117	142	4.9	66-1	21	63	18	30	354	12.2
<b>TOTAL</b>		<b>85-59</b>	<b>1993</b>	<b>23.5</b>	<b>259-654</b>	<b>.396</b>	<b>137-386</b>	<b>.355</b>	<b>116-141</b>	<b>.823</b>	<b>76</b>	<b>255</b>	<b>331</b>	<b>3.9</b>	<b>179-2</b>	<b>57</b>	<b>107</b>	<b>44</b>	<b>57</b>	<b>771</b>	<b>9.1</b>

## 2021-22 GAME-BY-GAME STATS

Opponent	Date	GS	MIN	Total		3-Pointers		Free throws		Rebounds				PF	A	TO	BLK	STL	PTS	AVG	
				FG-FGA	PCT	3FG-3FGA	PCT	FT-FTA	PCT	OFF	DEF	TOT	AVG								
Youngstown St.	11/10/2021	*	32:37	9-15	.600	3-5	.600	2-2	1.000	0	6	6	6.0	3	2	2	0	1	23	23.0	
at Massachusetts	11/15/2021	*	27:06	4-7	.571	2-4	.500	4-4	1.000	0	4	4	5.0	2	1	2	0	0	14	18.5	
St. Francis Brooklyn	11/18/2021	*	34:27	2-6	.333	2-4	.500	5-6	.833	0	6	6	5.3	1	2	6	0	1	11	16.0	
Cornell	11/22/2021	*	36:39	9-13	.692	5-8	.625	0-1	.000	2	5	7	5.8	3	0	4	1	1	23	17.8	
vs LSU	11/26/2021	*	36:26	3-16	.188	1-11	.091	1-1	1.000	1	3	4	5.4	3	1	2	0	0	8	15.8	
vs Oregon St.	11/27/2021	*	29:30	4-11	.364	1-6	.167	4-6	.667	0	7	7	5.7	1	0	0	0	0	13	15.3	
Miami (FL)	12/01/2021	*	36:11	6-14	.429	2-9	.222	0-0	.000	2	6	8	6.0	2	0	2	1	0	14	15.1	
Ohio St.	12/05/2021	*	25:04	5-12	.417	1-3	.333	2-2	1.000	1	4	5	5.9	2	0	4	1	2	13	14.9	
Wagner	12/08/2021	*	31:00	2-9	.222	1-7	.143	5-5	1.000	3	3	6	5.9	2	3	2	0	3	10	14.3	
at Michigan St.	12/11/2021	*	34:51	7-15	.467	3-5	.600	1-2	.500	1	6	7	6.0	0	1	2	0	0	18	14.7	
Indiana	01/02/2022	*	32:14	2-10	.200	2-5	.400	2-2	1.000	1	9	10	6.4	1	1	1	1	2	8	14.1	
at Northwestern	01/05/2022	*	31:12	8-13	.615	5-9	.556	2-2	1.000	1	1	2	6.0	0	2	1	1	0	23	14.8	
Purdue	01/08/2022	*	31:43	3-10	.300	2-7	.286	2-2	1.000	2	4	6	6.0	3	1	3	2	1	10	14.5	
Rutgers	01/11/2022	*	34:09	3-11	.273	2-8	.250	2-2	1.000	1	3	4	5.9	3	0	3	1	3	10	14.1	
at Iowa	01/22/2022	*	29:17	3-11	.273	2-7	.286	0-0	.000	0	5	5	5.8	2	0	1	1	0	8	13.7	
at Indiana	01/26/2022	*	29:37	2-8	.250	1-3	.333	0-0	.000	2	0	2	5.6	2	0	4	0	1	5	13.2	
Iowa	01/31/2022	*	41:00	7-12	.583	2-5	.400	1-1	1.000	3	8	11	5.9	4	2	2	1	2	17	13.4	
at Wisconsin	02/05/2022	*	29:38	2-9	.222	2-7	.286	0-0	.000	1	3	4	5.8	3	0	2	1	1	6	13.0	
Michigan	02/08/2022	*	30:31	3-5	.600	1-3	.333	1-2	.500	0	2	2	5.6	5	1	1	0	3	8	12.7	
at Minnesota	02/12/2022	*	36:03	6-9	.667	4-5	.800	0-0	.000	0	4	4	5.5	3	0	3	1	0	16	12.9	
Michigan St.	02/15/2022	*	40:00	6-14	.429	5-12	.417	0-0	.000	0	5	5	5.5	2	1	3	1	0	17	13.1	
Minnesota	02/17/2022	*	23:35	1-4	.250	1-3	.333	0-0	.000	0	3	3	5.4	0	0	0	0	0	3	12.6	
at Maryland	02/21/2022	*	34:24	2-4	.500	2-4	.500	0-0	.000	1	4	5	5.3	3	0	3	1	0	6	12.3	
Northwestern	02/25/2022	*	29:38	2-6	.333	2-5	.400	6-6	1.000	0	4	4	5.3	2	1	2	0	0	12	12.3	
Nebraska	02/27/2022	*	26:50	4-11	.364	2-7	.286	2-2	1.000	0	4	4	5.2	0	0	2	1	4	12	12.3	
at Illinois	03/03/2022	*	34:23	4-12	.333	3-8	.375	0-0	.000	1	2	3	5.2	3	0	1	0	1	11	12.3	
at Rutgers	03/06/2022	*	28:16	6-12	.500	2-6	.333	3-4	.750	2	1	3	5.1	4	1	3	2	2	17	12.4	
vs Minnesota	03/09/2022	*	37:10	3-8	.375	2-5	.400	3-3	1.000	0	4	4	5.0	3	1	1	1	1	11	12.4	
vs Ohio St.	03/10/2022	*	34:16	2-9	.222	1-6	.167	2-2	1.000	0	1	1	4.9	4	0	1	0	1	7	12.2	
<b>Totals</b>			<b>29</b>	<b>937:47</b>	<b>120-296</b>	<b>.405</b>	<b>64-177</b>	<b>.362</b>	<b>50-57</b>	<b>.877</b>	<b>25</b>	<b>117</b>	<b>142</b>	<b>4.9</b>	<b>66</b>	<b>21</b>	<b>63</b>	<b>18</b>	<b>30</b>	<b>354</b>	<b>12.2</b>

## STAT HIGHS

	2021-22 Season	Career	Big Ten
Points	23, 3x, last at Northwestern, 1/5/22	32, VCU, 12/2/20	31, at Maryland, 3/7/21
Rebounds	11, vs. Iowa, 1/31/22	11, vs. Iowa, 1/31/22	11, vs. Iowa, 1/31/22
Assists	3, vs. Wagner, 12/8/21	3, 2x, last vs. Wagner, 12/8/21	3, Wisconsin, 1/30/21
Blocks	2, 2x, last at Rutgers, 3/6/22	3, at Indiana, 2/23/20	3, at Indiana, 2/23/20
Steals	4, vs. Nebraska, 2/27/22	4, vs. Nebraska, 2/27/22	4, vs. Nebraska, 2/27/22
Minutes	41, vs. Iowa (2OT), 1/31/22	41, vs. Iowa (2OT), 1/31/22	41, vs. Iowa (2OT), 1/31/22
FG Made	9, 2x, last vs. Cornell, 11/22/21	11, 2x, last at Maryland, 3/7/21	11, at Maryland, 3/7/21
FG Attempted	16, vs. LSU, 11/26/21	19, VCU, 12/2/20	18, at Maryland, 3/7/21
3-Point FG Made	5, 3x, last vs. Michigan St., 2/15/22	6, at Purdue, 2/11/20	6, at Purdue, 2/11/20
3-Point FG Attempted	12, vs. Michigan St., 2/15/22	12, 2x, last vs. Michigan St., 2/15/22	12, 2x, last vs. Michigan St., 2/15/22
FT Made	6, vs. Northwestern, 2/25/22	8, at Ohio St., 1/27/21	8, at Ohio St., 1/27/21
FT Attempted	6, 3x, last vs. Northwestern, 2/25/22	10, at Ohio St., 1/27/21	10, at Ohio St., 1/27/21

## 2021-22 NOTES

- Drained five 3-pointers en route to a team-high 17 points in win over #19 Michigan St. (2/15).
- Shot 6-for-9 from the field and 4-for-5 from deep for 16 points at Minnesota (2/12).
- Recorded first double-double of the season and second-career double-double with 17 points and a team-best 11 rebounds in double-over-time win over Iowa (1/31).
- Led Penn State's second-half comeback at Northwestern (1/5) with a game-high 23 points...ten of those points came in the final 2:25, including the go-ahead 3-pointer with 36 seconds to play.
- Scored game-high 18 points and added 7 rebounds and an assist at Michigan State (12/11).
- Contributed 13 points, 11 of which came in the first half, in Big Ten opener against Ohio State (12/5).
- Tallied 14 points and a season-high 8 rebounds against Miami (12/1).
- Registered 13 points and 7 assists in win over Oregon State (11/27).
- Scored game-tying basket against LSU (11/26) with 0.6 seconds to play to send the game to overtime.
- Recorded second 20-plus point effort of the season and fourth-straight double-digit scoring game with game-high 23 points against Cornell (11/22)...shot 5-for-8 from 3-point range and added 7 rebounds, a block and a steal.
- Tallied third-straight double-digit game with 11 points and 6 rebounds against St. Francis Brooklyn (11/18).
- Recorded his fifth-career 20-point game with 23 points on 60 percent (9-15) shooting to go along with 6 rebounds, 2 assists and a steal against Youngstown State (11/10).

# 2 Myles DREAD

Sr. • Guard • 6-4 • 235 lbs.  
 Detroit, Mich./Gonzaga (Washington, D.C.)  
 Major: Psychology



## CAREER STATS

SEASON TEAM	GP-GS	MIN/AVG	Field Goals		3-Point		F-Throws		Rebounds				Scoring						
			FG-FGA	FG%	3FG-3FGA	3FG%	FT-FTA	FT%	OFF	DEF	TOT	AVG	PF-FO	A	TO	BLK	STL	PTS	AVG
2018-19 PSU	32-28	926/28.9	90-238	.378	67-188	.356	17-29	.586	19	72	91	2.8	68-0	40	25	5	20	264	8.3
2019-20 PSU	31-23	801/25.8	83-242	.343	65-204	.319	35-42	.833	23	75	98	3.2	55-1	67	29	4	29	266	8.6
2020-21 PSU	23-8	557/24.2	56-156	.359	45-130	.346	12-16	.750	8	37	45	2.0	50-1	26	19	7	15	169	7.3
2021-22 PSU	30-19	810/27.0	62-154	.403	53-132	.402	10-14	.714	12	68	80	2.7	65-2	42	22	2	30	187	6.2
<b>TOTAL</b>	<b>116-78</b>	<b>3095/26.7</b>	<b>291-790</b>	<b>.368</b>	<b>230-654</b>	<b>.352</b>	<b>74-101</b>	<b>.733</b>	<b>62</b>	<b>252</b>	<b>314</b>	<b>2.7</b>	<b>238-4</b>	<b>175</b>	<b>95</b>	<b>18</b>	<b>94</b>	<b>886</b>	<b>7.6</b>

## 2021-22 GAME-BY-GAME STATS

Opponent	Date	GS	MIN	Total		3-Pointers		Free throws		Rebounds				PF A TO BLK STL PTS AVG						
				FG-FGA	PCT	3FG-3FGA	PCT	FT-FTA	PCT	OFF	DEF	TOT	AVG	PF	A	TO	BLK	STL	PTS	AVG
Youngstown St.	11/10/2021	*	30:42	0-3	.000	0-3	.000	0-0	.000	0	4	4	4.0	1	2	2	0	0	0	0.0
at Massachusetts	11/15/2021		25:56	1-5	.200	1-4	.250	0-1	.000	1	2	3	3.5	3	0	1	0	0	3	1.5
St. Francis Brooklyn	11/18/2021		22:21	2-5	.400	2-5	.400	0-0	.000	0	2	2	3.0	0	2	0	0	3	6	3.0
Cornell	11/22/2021	*	33:49	1-6	.167	1-6	.167	2-2	1.000	0	2	2	2.8	2	4	1	0	2	5	3.5
vs LSU	11/26/2021	*	38:18	4-10	.400	3-9	.333	0-0	.000	0	2	2	2.6	5	2	0	0	1	11	5.0
vs Oregon St.	11/27/2021	*	31:12	4-8	.500	4-7	.571	0-0	.000	1	1	2	2.5	1	1	1	0	2	12	6.2
Miami (FL)	12/01/2021	*	33:25	3-9	.333	3-8	.375	0-0	.000	1	3	4	2.7	0	2	3	0	2	9	6.6
Ohio St.	12/05/2021		20:29	1-3	.333	1-3	.333	0-0	.000	0	2	2	2.6	4	1	2	0	1	3	6.1
Wagner	12/08/2021	*	22:56	3-5	.600	3-4	.750	0-1	.000	0	2	2	2.6	3	1	0	0	1	9	6.4
at Michigan St.	12/11/2021	*	27:21	0-2	.000	0-2	.000	0-0	.000	0	0	0	2.3	1	2	0	0	1	0	5.8
Indiana	01/02/2022		21:36	4-5	.800	4-5	.800	0-0	.000	2	2	4	2.5	3	1	0	0	0	12	6.4
at Northwestern	01/05/2022		15:27	1-2	.500	1-2	.500	1-2	.500	0	3	3	2.5	2	2	1	0	1	4	6.2
Purdue	01/08/2022		24:42	1-2	.500	1-2	.500	0-0	.000	0	0	0	2.3	1	1	0	0	1	3	5.9
Rutgers	01/11/2022	*	27:16	0-4	.000	0-1	.000	2-2	1.000	1	4	5	2.5	3	0	3	0	2	2	5.6
at Ohio St.	01/16/2022	*	28:20	1-4	.250	1-3	.333	0-0	.000	0	0	0	2.3	5	1	0	0	0	3	5.5
at Iowa	01/22/2022		22:44	3-6	.500	3-6	.500	0-0	.000	1	1	2	2.3	1	0	0	0	1	9	5.7
at Indiana	01/26/2022		28:05	3-10	.300	3-9	.333	0-0	.000	1	0	1	2.2	2	1	0	0	1	9	5.9
Iowa	01/31/2022	*	41:20	3-10	.300	2-7	.286	4-4	1.000	2	7	9	2.6	3	3	0	0	1	12	6.2
at Wisconsin	02/05/2022	*	22:56	2-8	.250	0-6	.000	0-0	.000	1	2	3	2.6	2	1	2	0	3	4	6.1
Michigan	02/08/2022	*	33:38	3-4	.750	3-4	.750	0-0	.000	0	5	5	2.8	2	2	1	0	0	9	6.3
at Minnesota	02/12/2022	*	32:23	3-3	1.000	3-3	1.000	0-0	.000	0	4	4	2.8	1	2	1	1	0	9	6.4
Michigan St.	02/15/2022	*	20:27	1-3	.333	1-3	.333	0-0	.000	0	0	0	2.7	3	3	1	0	1	3	6.2
Minnesota	02/17/2022	*	34:36	5-6	.833	2-3	.667	0-0	.000	0	6	6	2.8	0	1	0	0	1	12	6.5
at Maryland	02/21/2022	*	20:02	2-4	.500	2-4	.500	0-0	.000	0	3	3	2.8	4	0	2	0	2	6	6.5
Northwestern	02/25/2022	*	32:11	2-8	.250	2-8	.250	0-0	.000	1	3	4	2.9	3	2	1	0	0	6	6.4
Nebraska	02/27/2022	*	15:03	2-2	1.000	1-1	1.000	0-0	.000	0	0	0	2.8	1	1	0	0	0	5	6.4
at Illinois	03/03/2022		19:27	0-3	.000	0-3	.000	0-0	.000	0	2	2	2.7	2	0	0	0	0	0	6.1
at Rutgers	03/06/2022		25:35	2-6	.333	2-5	.400	0-0	.000	0	1	1	2.7	3	1	0	0	0	6	6.1
vs Minnesota	03/09/2022	*	26:52	1-3	.333	1-3	.333	0-0	.000	0	2	2	2.7	0	0	0	1	1	3	6.0
vs Ohio St.	03/10/2022		31:07	4-5	.800	3-3	1.000	1-2	.500	0	3	3	2.7	4	3	0	0	2	12	6.2
<b>Totals</b>			<b>19</b>	<b>810:15</b>	<b>.403</b>	<b>53-132</b>	<b>.402</b>	<b>10-14</b>	<b>.714</b>	<b>12</b>	<b>68</b>	<b>80</b>	<b>2.7</b>	<b>65</b>	<b>42</b>	<b>22</b>	<b>2</b>	<b>30</b>	<b>187</b>	<b>6.2</b>

## STAT HIGHS

	2021-22 Season	Career	Big Ten
Points	12, 5x, last vs. Ohio State, 3/10/22	19, at DePaul (OT), 11/15/18	17, 2x, last vs. Maryland, 2/27/19
Rebounds	9, vs. Iowa, 1/31/22	9, vs. Iowa, 1/31/22	9, vs. Iowa, 1/31/22
Assists	4, vs. Cornell, 11/22/21	7, vs. Rutgers, 2/26/20	7, vs. Rutgers, 2/26/20
Blocks	1, 2x, last vs. Minnesota, 3/9/22	2, vs. Wisconsin, 3/11/21	2, vs. Wisconsin, 3/11/21
Steals	3, 2x, last at Wisconsin, 2/5/22	6, vs. Wright State, 11/20/18	3, at Wisconsin, 2/5/22
Minutes	41, vs. Iowa (2OT), 1/31/22	41, 2x, last vs. Iowa (2OT), 1/31/22	41, vs. Iowa (2OT), 1/31/22
FG Made	5, vs. Minnesota, 2/17/22	7, at DePaul (OT), 11/15/18	6, at Nebraska, 2/23/21
FG Attempted	10, 3x, last vs. Iowa, 1/31/22	15, at DePaul (OT), 11/15/18	14, 2x, last at Northwestern, 3/7/20
3-Point FG Made	4, 2x, last vs. Indiana, 1/2/22	5, 3x, last vs. UMES, 11/5/19	5, Michigan, 2/12/19
3-Point FG Attempted	9, 2x, last at Indiana, 1/26/22	13, at Northwestern, 3/7/20	13, at Northwestern, 3/7/20
FT Made	4, vs. Iowa, 1/31/22	6, 3x, last vs. Iowa, 1/4/20	6, 2x, last vs. Iowa, 1/4/20
FT Attempted	4, vs. Iowa, 1/31/22	8, Maryland, 2/27/19	8, Maryland, 2/27/19

## 2021-22 NOTES

- Tallied 12 points behind a 5-for-6 effort from the field and added 6 rebounds and a steal in dominant win over Minnesota (2/17).
- Was a perfect 3-for-3 from deep at Minnesota (2/12).
- Hit game-tying 3-pointer with 9 seconds left in first overtime to force double overtime against Iowa (1/31)..finished with 12 points and career-best 9 rebounds.
- Scored 9 points off a trio of 3-pointers in back-to-back games at Iowa (1/22) and at Indiana (1/26).
- Drained 200th-career 3-pointer at Northwestern (1/5) to become the seventh-ever Nittany Lion to reach 200 career triples.
- Provided huge spark in win over Indiana (1/2), shooting 4-for-5 from deep to finish with 12 points, 4 rebounds and an assist.
- Shot 3-for-4 from deep for 9 points against Wagner (12/8).
- Contributed 9 points, 4 rebounds and 2 steals against Miami (12/1).
- Tallied his first two double-digit efforts of the season in two games at the Emerald Coast Classic...scored 11 points against LSU (11/26) before shooting 4-for-7 from deep for 12 points against Oregon State (11/27).
- Registered 5 points, 4 assists, 2 steals and 2 rebounds against Cornell (11/22).
- Drained two 3-pointers for 6 points and added 3 steals and 2 rebounds against St. Francis Brooklyn (11/18).
- Tallied 4 points and 2 rebounds in season opener against Youngstown State (11/10).
- Key player who returns for senior season after ranking first or second on the team in 3-point field goals in all three of his previous seasons.

# 3 Sam SESSOMS

Sr. • Guard • 6-0 • 189 lbs.  
Philadelphia, Pa./The Shipley School  
Binghamton  
Major: Sociology

## CAREER STATS



SEASON	TEAM	GP-GS	MIN/AVG	Field Goals		3-Point		F-Throws		Rebounds				Scoring						
				FG-FGA	FG%	3FG-3FGA	3FG%	FT-FTA	FT%	OFF	DEF	TOT	AVG	PF-FO	A	TO	BLK	STL	PTS	AVG
2018-19	Bingha	33-32	1132/34.3	224-500	.448	70-191	.366	70-106	.660	24	85	109	3.3	71-1	115	142	2	37	588	17.8
2019-20	Bingha	29-29	1037/35.7	208-501	.415	64-203	.315	83-102	.814	36	109	145	5.0	76-0	138	99	3	45	563	19.4
2020-21	PSU	24-0	497/20.7	78-191	.408	16-57	.281	25-35	.714	10	38	48	2.0	40-1	56	44	2	32	197	8.2
2021-22	PSU	30-10	828/27.6	135-296	.456	33-78	.423	47-60	.783	17	77	94	3.1	54-0	81	68	2	24	350	11.7
<b>TOTAL FOR PSU</b>		<b>54-10</b>	<b>1325/24.5</b>	<b>213-487</b>	<b>.437</b>	<b>49-135</b>	<b>.363</b>	<b>72-95</b>	<b>.758</b>	<b>27</b>	<b>115</b>	<b>142</b>	<b>2.6</b>	<b>94-1</b>	<b>137</b>	<b>112</b>	<b>4</b>	<b>56</b>	<b>547</b>	<b>10.1</b>
<b>TOTAL</b>		<b>116-71</b>	<b>3494/30.1</b>	<b>645-1488</b>	<b>.433</b>	<b>183-529</b>	<b>.346</b>	<b>225-303</b>	<b>.743</b>	<b>87</b>	<b>309</b>	<b>396</b>	<b>3.4</b>	<b>241-2</b>	<b>390</b>	<b>353</b>	<b>9</b>	<b>138</b>	<b>1698</b>	<b>14.6</b>

## 2021-22 GAME-BY-GAME STATS

Opponent	Date	GS	MIN	Total		3-Pointers		Free throws		Rebounds				PF	A	TO	BLK	STL	PTS	AVG
				FG-FGA	PCT	3FG-3FGA	PCT	FT-FTA	PCT	OFF	DEF	TOT	AVG							
Youngstown St.	11/10/2021	*	33:06	8-16	.500	0-2	.000	1-3	.333	2	3	5	5.0	4	8	2	0	2	17	17.0
at Massachusetts	11/15/2021	*	22:03	4-8	.500	1-1	1.000	3-4	.750	1	2	3	4.0	3	0	3	0	1	12	14.5
St. Francis Brooklyn	11/18/2021	*	33:40	10-13	.769	0-1	.000	6-7	.857	0	3	3	3.7	0	1	2	0	1	26	18.3
Cornell	11/22/2021	*	34:27	6-11	.545	6-7	.857	4-4	1.000	1	5	6	4.3	2	4	4	0	1	22	19.3
vs LSU	11/26/2021	*	42:55	6-11	.545	1-5	.200	0-0	.000	3	7	10	5.4	1	5	5	1	0	13	18.0
vs Oregon St.	11/27/2021	*	28:46	1-5	.200	0-1	.000	0-0	.000	1	3	4	5.2	3	4	3	0	0	2	15.3
Miami (FL)	12/01/2021	*	33:06	4-12	.333	0-2	.000	0-0	.000	1	2	3	4.9	0	3	2	0	1	8	14.3
Ohio St.	12/05/2021	*	28:46	2-7	.286	1-2	.500	0-0	.000	0	3	3	4.6	2	4	3	0	0	5	13.1
Wagner	12/08/2021		30:42	6-8	.750	3-4	.750	1-2	.500	0	3	3	4.4	2	5	4	0	2	16	13.4
at Michigan St.	12/11/2021		25:56	6-12	.500	0-3	.000	0-0	.000	0	4	4	4.4	4	1	2	0	0	12	13.3
Indiana	01/02/2022		27:35	3-8	.375	2-3	.667	2-4	.500	1	2	3	4.3	1	1	1	0	2	10	13.0
at Northwestern	01/05/2022		22:56	1-6	.167	0-2	.000	4-4	1.000	0	3	3	4.2	1	4	2	0	1	6	12.4
Purdue	01/08/2022		07:06	0-2	.000	0-1	.000	0-0	.000	0	0	0	3.8	1	0	2	0	0	0	11.5
Rutgers	01/11/2022		29:31	7-10	.700	3-3	1.000	0-0	.000	1	2	3	3.8	1	6	2	0	0	17	11.9
at Ohio St.	01/16/2022	*	33:50	6-12	.500	2-4	.500	1-2	.500	0	4	4	3.8	2	1	3	0	0	15	12.1
at Iowa	01/22/2022	*	28:37	2-6	.333	1-3	.333	1-2	.500	0	1	1	3.6	2	4	2	0	0	6	11.7
at Indiana	01/26/2022		26:53	3-8	.375	0-1	.000	0-0	.000	0	2	2	3.5	1	4	1	0	1	6	11.4
Iowa	01/31/2022		28:18	4-12	.333	0-1	.000	1-2	.500	1	4	5	3.6	3	0	1	0	1	9	11.2
at Wisconsin	02/05/2022		24:60	5-9	.556	2-3	.667	2-2	1.000	0	0	0	3.4	2	2	3	0	1	14	11.4
Michigan	02/08/2022		29:29	5-17	.294	0-1	.000	3-3	1.000	0	3	3	3.4	1	2	2	0	0	13	11.5
at Minnesota	02/12/2022		28:38	8-15	.533	0-2	.000	2-2	1.000	0	5	5	3.5	2	3	3	1	2	18	11.8
Michigan St.	02/15/2022		30:21	3-12	.250	1-3	.333	2-2	1.000	3	4	7	3.6	2	3	2	0	2	9	11.6
Minnesota	02/17/2022		22:18	2-5	.400	0-1	.000	0-0	.000	0	3	3	3.6	2	6	1	0	0	4	11.3
at Maryland	02/21/2022		24:52	7-14	.500	2-4	.500	1-1	1.000	0	1	1	3.5	3	1	4	0	0	17	11.5
Northwestern	02/25/2022		21:33	4-9	.444	3-5	.600	1-2	.500	1	0	1	3.4	2	1	2	0	0	12	11.6
Nebraska	02/27/2022		22:39	5-8	.625	1-1	1.000	1-2	.500	0	0	0	3.3	1	3	2	0	2	12	11.6
at Illinois	03/03/2022		11:59	2-5	.400	0-3	.000	0-0	.000	0	2	2	3.2	0	0	2	0	0	4	11.3
at Rutgers	03/06/2022		33:18	3-11	.273	1-2	.500	6-6	1.000	0	2	2	3.2	3	4	1	0	2	13	11.4
vs Minnesota	03/09/2022		30:41	5-12	.417	2-4	.500	2-3	.667	1	4	5	3.2	2	0	2	0	1	14	11.4
vs Ohio St.	03/10/2022		28:58	7-12	.583	1-3	.333	3-3	1.000	0	0	0	3.1	1	1	0	0	1	18	11.7
<b>Totals</b>			<b>10 827:58</b>	<b>135-296</b>	<b>.456</b>	<b>33-78</b>	<b>.423</b>	<b>47-60</b>	<b>.783</b>	<b>17</b>	<b>77</b>	<b>94</b>	<b>3.1</b>	<b>54</b>	<b>81</b>	<b>68</b>	<b>2</b>	<b>24</b>	<b>350</b>	<b>11.7</b>

## STAT HIGHS

	2021-22 Season	Career	Big Ten
Points	26, vs. St. Francis NY, 11/18/21	40, vs. Boston U. (ot), 12/7/19	18, 2x, last at Minnesota, 2/12/22.....
Rebounds	7, vs. Michigan St., 2/15/22	12, at NJIT, 11/20/19	7, 2x, last vs. Michigan St., 2/15/22
Assists	8, vs. Youngstown St., 11/10/21	10, Maine, 2/8/20	6, 3x, last vs. Minnesota, 2/17/22
Blocks	1, 2x, last at Minnesota, 2/12/22	2, at Virginia Tech, 12/8/20	1, at Minnesota, 2/12/22
Steals	2, 7x, last at Rutgers, 3/6/22	6, Hartwick, 12/29/19	4, vs. Nebraska, 3/10/21
Minutes	34, vs. Cornell, 11/22/21	43, vs. Boston U. (ot), 12/7/19	33, at Ohio State, 1/16/22
FG Made	10, vs. St. Francis NY, 11/18/21	15, vs. Boston U. (ot), 12/7/19	8, at Minnesota, 2/12/22
FG Attempted	17, vs. Michigan, 2/8/22	32, vs. Boston U. (ot), 12/7/19	17, vs. Michigan, 2/8/22
3-Point FG Made	6, vs. Cornell, 11/22/21	8, vs. Hartford, 2/27/19	3, 2x, last vs. Rutgers, 1/11/22
3-Point FG Attempted	7, vs. Cornell, 11/22/21	15, vs. Hartford, 2/27/19	6, at Indiana, 12/30/20
FT Made	6, 2x, last at Rutgers, 3/6/22	11, UMass Lowell, 2/20/20	6, 2x, last at Rutgers, 3/6/22
FT Attempted	7, vs. St. Francis NY, 11/18/21	13, UMass Lowell, 2/20/20	6, 2x, last at Rutgers, 3/6/22

## 2021-22 NOTES

- Tied Big Ten career-high with 18 points while adding 5 rebounds and 3 assists at Minnesota (2/12).
- Registered game-high 14 points behind 5-for-9 effort from the field and 2-for-3 showing from downtown at #11 Wisconsin (2/5).
- Went off for game-high 17 points on 7-of-10 shooting and a perfect 3-for-3 effort from deep and added six assists to lead team to dominant win over Rutgers (1/11).
- Tallied eighth double-digit scoring effort of the season in win over Indiana (1/2), finishing with 10 points, 3 rebounds and an assist.
- Contributed an efficient 16 points on 6-of-8 shooting while adding 5 assists, 3 rebounds and 2 steals against Wagner (12/8).
- Named to the Emerald Coast Classic All-Tournament Team after tallying first double-double in a Penn State uniform with 13 points and 10 rebounds against LSU (11/26)...all 13 of his points came in the second half and overtime...also added a game-high 5 assists and a block.
- Went off for six 3-pointers on a 6-for-7 effort from downtown against Cornell (11/22), finishing with 22 points, 6 rebounds and 4 assists.
- Recorded first 20-point game as a Nittany Lion and 29th-career 20-point game with a game-high 26 points against St. Francis Brooklyn (11/18)...shot a blistering 10-for-13 (76.9%) from the field and was 6-for-7 from the charity stripe.
- Started his first game at Penn State in season opener against Youngstown State (11/10) and stuffed the stat sheet with 17 points, 8 assists and 5 rebounds...14 of his 17 points came in the second half.
- Enters second season at Penn State after a standout two years at Binghamton...played in 24 games in first season with Nittany Lions as a key sixth-man player...had nine double-digit scoring efforts in 2020-21.



# 4 Caleb DORSEY

So. • Forward • 6-7 • 235 lbs.  
Westminster, Md./The Hill School (Pa.)  
Major: Environmental Science



## CAREER STATS

SEASON TEAM	GP-GS	MIN/AVG	Field Goals		3-Point		F-Throws		Rebounds				Scoring							
			FG-FGA	FG%	3FG-3FGA	3FG%	FT-FTA	FT%	OFF	DEF	TOT	AVG	PF	FO A	TO	BLK	STL	PTS	AVG	
2020-21 PSU	5-0	11/2.2	2-4	.500	2-4	.500	0-0	.000	2	0	2	0.4	1	0	2	0	0	6	1.2	
2021-22 PSU	12-0	67/5.6	3-11	.273	3-9	.333	2-2	1.000	1	6	7	0.6	6	0	2	3	1	3	11	0.9
<b>TOTAL</b>	<b>17-0</b>	<b>78/4.6</b>	<b>5-15</b>	<b>.333</b>	<b>5-13</b>	<b>.385</b>	<b>2-2</b>	<b>1.000</b>	<b>3</b>	<b>6</b>	<b>9</b>	<b>0.5</b>	<b>7</b>	<b>0</b>	<b>5</b>	<b>1</b>	<b>3</b>	<b>17</b>	<b>1.0</b>	

## 2021-22 GAME-BY-GAME STATS

Opponent	Date	GS	MIN	Total		3-Pointers		Free throws		Rebounds				PF	FO A	TO	BLK	STL	PTS	AVG
				FG-FGA	PCT	3FG-3FGA	PCT	FT-FTA	PCT	OFF	DEF	TOT	AVG							
at Massachusetts	11/15/2021		05:34	0-0	.000	0-0	.000	0-0	.000	0	0	0	0.0	0	0	1	0	0	0	0.0
St. Francis Brooklyn	11/18/2021		04:10	0-0	.000	0-0	.000	0-0	.000	0	1	1	0.5	1	0	0	0	0	0	0.0
Wagner	12/08/2021		06:12	1-2	.500	1-2	.500	0-0	.000	0	1	1	0.7	0	0	0	0	0	3	1.0
Iowa	01/31/2022		06:23	0-2	.000	0-2	.000	0-0	.000	0	0	0	0.5	2	0	2	0	0	0	0.8
Michigan	02/08/2022		05:09	0-0	.000	0-0	.000	0-0	.000	0	1	1	0.6	0	0	0	0	0	0	0.6
Michigan St.	02/15/2022		05:34	0-1	.000	0-0	.000	0-0	.000	0	0	0	0.5	1	0	0	0	1	0	0.5
Minnesota	02/17/2022		06:51	1-1	1.000	1-1	1.000	0-0	.000	0	2	2	0.7	0	0	0	0	0	3	0.9
at Maryland	02/21/2022		09:18	0-0	.000	0-0	.000	0-0	.000	0	1	1	0.8	0	0	0	1	0	0	0.8
Northwestern	02/25/2022		04:47	0-2	.000	0-2	.000	0-0	.000	0	0	0	0.7	0	0	0	0	1	0	0.7
Nebraska	02/27/2022		09:28	0-2	.000	0-1	.000	2-2	1.000	1	0	1	0.7	2	2	0	0	1	2	0.8
at Illinois	03/03/2022		02:44	1-1	1.000	1-1	1.000	0-0	.000	0	0	0	0.6	0	0	0	0	0	3	1.0
vs Minnesota	03/09/2022		00:36	0-0	.000	0-0	.000	0-0	.000	0	0	0	0.6	0	0	0	0	0	0	0.9
<b>Totals</b>			<b>0 66:46</b>	<b>3-11</b>	<b>.273</b>	<b>3-9</b>	<b>.333</b>	<b>2-2</b>	<b>1.000</b>	<b>1</b>	<b>6</b>	<b>7</b>	<b>0.6</b>	<b>6</b>	<b>2</b>	<b>3</b>	<b>1</b>	<b>3</b>	<b>11</b>	<b>0.9</b>

## STAT HIGHS


	2021-22 Season	Career	Big Ten
Points	3, 3x, last at Illinois, 3/3/22	3, 5x, last at Illinois, 3/3/22	3, 5x, last at Illinois, 3/3/22
Rebounds	2, vs. Minnesota, 2/17/22	2, vs. Minnesota, 2/17/22	2, vs. Minnesota, 2/17/22
Assists	2, vs. Nebraska, 2/27/22	2, vs. Nebraska, 2/27/22	2, vs. Nebraska, 2/27/22
Blocks	1, at Maryland, 2/21/22	1, at Maryland, 2/21/22	1, at Maryland, 2/21/22
Steals	1, 3x, last vs. Nebraska, 2/27/22	1, 3x, last vs. Nebraska, 2/27/22	1, 3x, last vs. Nebraska, 2/27/22
Minutes	9, vs. Nebraska, 2/27/22	9, vs. Nebraska, 2/27/22	9, vs. Nebraska, 2/27/22
FG Made	1, 2x, last at Illinois, 3/3/22	1, 5x, last at Illinois, 3/3/22	1, 4x, last at Illinois, 3/3/22
FG Attempted	2, 3x, last vs. Nebraska, 2/27/22	3, vs. Purdue, 2/26/21	3, vs. Purdue, 2/26/21
3-Point FG Made	1, 2x, last at Illinois, 3/3/22	1, 5x, last at Illinois, 3/3/22	1, 5x, last at Illinois, 3/3/22
3-Point FG Attempted	2, 3x, last vs. Northwestern, 2/25/22	3, vs. Purdue, 2/26/21	3, vs. Purdue, 2/26/21
FT Made	2, vs. Nebraska, 2/27/22	2, vs. Nebraska, 2/27/22	2, vs. Nebraska, 2/27/22
FT Attempted	2, vs. Nebraska, 2/27/22	2, vs. Nebraska, 2/27/22	2, vs. Nebraska, 2/27/22

## 2021-22 NOTES

- Drained a 3-pointer at #20 Illinois (3/3).
- Made a 3-pointer and grabbed two rebounds in dominant win over Minnesota (2/17).
- Saw first Big Ten action of the season in double-overtime win over Iowa (1/31).
- Scored first points of the season with a 3-pointer against Wagner (12/8).
- Pulled down a rebound against St. Francis Brooklyn (11/18).
- Saw 6 minutes of action in season debut at UMass (11/15).
- Returns for sophomore season after seeing action in five games as a freshman in 2020-21...scored six points and pulled down two rebounds.

# 5 Greg LEE

Sr.+ • Forward • 6-9 • 217 lbs.  
 Rockford, Ill./Westside (Texas)  
 Cal State Bakersfield/Western Michigan  
 Major: Telecommunications



## CAREER STATS

SEASON	TEAM	GP-GS	MIN/AVG	Field Goals		3-Point		F-Throws		Rebounds				Scoring						
				FG-FGA	FG%	3FG-3FGA	3FG%	FT-FTA	FT%	OFF	DEF	TOT	AVG	PF-FO	A	TO	BLK	STL	PTS	AVG
2017-18	CSUB	28-0	246/8.8	25-61	.410	10-30	.333	1-4	.250	12	38	50	1.8	32-1	10	19	0	5	61	2.2
2018-19	CSUB	34-25	509/15.0	83-181	.459	16-50	.320	13-16	.813	38	73	111	3.3	99-3	29	47	6	5	195	5.7
2019-20	CSUB	30-21	544/18.1	80-186	.430	16-55	.291	26-34	.765	32	86	118	3.9	64-1	17	41	11	20	202	6.7
2020-21	WMU	21-21	567/27.0	116-230	.504	9-37	.243	31-47	.660	31	121	152	7.2	42-0	50	53	4	6	272	13.0
2021-22	PSU	15-10	345/23.0	39-97	.402	8-33	.242	12-16	.750	25	62	87	5.8	34-0	10	16	2	4	98	6.5
<b>TOTAL FOR PSU</b>	<b>15-10</b>	<b>345/23.0</b>	<b>39-97</b>	<b>.402</b>	<b>8-33</b>	<b>.242</b>	<b>12-16</b>	<b>.750</b>	<b>.25</b>	<b>62</b>	<b>87</b>	<b>5.8</b>	<b>34-0</b>	<b>10</b>	<b>16</b>	<b>2</b>	<b>4</b>	<b>98</b>	<b>6.5</b>	
<b>TOTAL</b>	<b>128-77</b>	<b>2212/17.3</b>	<b>343-755</b>	<b>.454</b>	<b>59-205</b>	<b>.288</b>	<b>83-117</b>	<b>.709</b>	<b>138</b>	<b>380</b>	<b>518</b>	<b>4.0</b>	<b>271-5</b>	<b>116</b>	<b>176</b>	<b>23</b>	<b>40</b>	<b>828</b>	<b>6.5</b>	

## 2021-22 GAME-BY-GAME STATS

Opponent	Date	GS	MIN	Total		3-Pointers		Free throws		Rebounds				PF	A	TO	BLK	STL	PTS	AVG
				FG-FGA	PCT	3FG-3FGA	PCT	FT-FTA	PCT	OFF	DEF	TOT	AVG							
at Michigan St.	12/11/2021		15:28	2-6	.333	1-2	.500	0-0	.000	2	0	2	2.0	0	1	0	1	0	5	5.0
Indiana	01/02/2022	*	16:30	3-5	.600	0-2	.000	0-0	.000	2	2	4	3.0	4	0	1	0	0	6	5.5
at Northwestern	01/05/2022	*	28:32	3-8	.375	1-4	.250	1-2	.500	2	5	7	4.3	2	2	3	1	0	8	6.3
Purdue	01/08/2022	*	30:07	5-10	.500	1-2	.500	0-1	.000	2	3	5	4.5	1	0	0	0	1	11	7.5
Rutgers	01/11/2022	*	25:45	2-6	.333	0-0	.000	0-0	.000	2	10	12	6.0	2	1	1	0	0	4	6.8
at Ohio St.	01/16/2022	*	31:45	4-9	.444	1-5	.200	0-0	.000	2	6	8	6.3	2	1	2	0	1	9	7.2
at Iowa	01/22/2022	*	25:26	1-5	.200	0-0	.000	4-4	1.000	2	6	8	6.6	4	1	4	0	1	6	7.0
at Indiana	01/26/2022	*	19:55	1-7	.143	0-3	.000	3-4	.750	2	4	6	6.5	4	0	0	0	0	5	6.8
Iowa	01/31/2022		27:03	6-7	.857	0-0	.000	4-5	.800	5	3	8	6.7	3	2	1	0	0	16	7.8
at Wisconsin	02/05/2022		25:43	3-6	.500	2-4	.500	0-0	.000	0	9	9	6.9	2	1	0	0	1	8	7.8
Nebraska	02/27/2022		12:06	2-5	.400	1-3	.333	0-0	.000	0	2	2	6.5	2	0	0	0	0	5	7.5
at Illinois	03/03/2022	*	32:19	4-11	.364	1-4	.250	0-0	.000	2	3	5	6.3	2	0	2	0	0	9	7.7
at Rutgers	03/06/2022	*	21:31	0-4	.000	0-2	.000	0-0	.000	0	4	4	6.2	2	0	1	0	0	0	7.1
vs Minnesota	03/09/2022		19:02	2-4	.500	0-2	.000	0-0	.000	0	2	2	5.9	3	1	0	0	0	4	6.9
vs Ohio St.	03/10/2022	*	13:38	1-4	.250	0-0	.000	0-0	.000	2	3	5	5.8	1	0	1	0	0	2	6.5
<b>Totals</b>			<b>10 344:51</b>	<b>39-97</b>	<b>.402</b>	<b>8-33</b>	<b>.242</b>	<b>12-16</b>	<b>.750</b>	<b>25</b>	<b>62</b>	<b>87</b>	<b>5.8</b>	<b>34</b>	<b>10</b>	<b>16</b>	<b>2</b>	<b>4</b>	<b>98</b>	<b>6.5</b>

## STAT HIGHS

	2021-22 Season	Career	Big Ten
Points	16, vs. Iowa, 1/31/22	22, vs. Akron, 1/23/21	16, vs. Iowa, 1/31/22
Rebounds	12, vs Rutgers, 1/11/22	15, vs. Toledo, 1/2/21	12, vs Rutgers, 1/11/22
Assists	2, 2x, last vs. Iowa, 1/31/22	5, at Northern Ill., 3/2/21	2, 2x, last vs. Iowa, 1/31/22
Blocks	1, 2x, last at Northwestern, 1/5/22	2, 3x, last vs. Buffalo, 1/12/21	1, 2x, last at Northwestern, 1/5/22
Steals	1, 4x, last at Wisconsin, 2/5/22	4, at Kansas City, 1/16/20	1, 4x, last at Wisconsin, 2/5/22
Minutes	32, at Illinois, 3/3/22	33, at Utah Valley, 1/23/20	32, at Illinois, 3/3/22
FG Made	6, vs. Iowa, 1/31/22	10, 2x, last at Miami (OH), 1/30/21	6, vs. Iowa, 1/31/22
FG Attempted	11, at Illinois, 3/3/22	17, vs. Akron, 1/23/21	11, at Illinois, 3/3/22
3-Point FG Made	2, at Wisconsin, 2/5/22	3, 2x, last vs. Milwaukee, 12/13/20	2, at Wisconsin, 2/5/22
3-Point FG Attempted	5, at Ohio State, 1/16/22	6, vs. Milwaukee, 12/13/20	5, at Ohio State, 1/16/22
FT Made	4, 2x, last vs. Iowa, 1/31/22	7, at Chicago State, 1/19/20	4, 2x, last vs. Iowa, 1/31/22
FT Attempted	5, vs. Iowa, 1/31/22	7, at Chicago State, 1/19/20	5, vs. Iowa, 1/31/22

## 2021-22 NOTES

- Returned from six-game injury layoff against Nebraska (2/27), tallying five points and two rebounds in 12 minutes of action.
- Missed first nine games of the season with injury.
- Shot 6-for-7 from the floor and 4-for-5 from the charity stripe for a season-best 16 points in a double-overtime win against Iowa (1/31)...added eight rebounds, five of which were offensive boards.
- Tallied 6 points and a team-best 8 rebounds at Iowa (1/22).
- Pulled down team-best 12 rebounds in dominant win over Rutgers (1/11).
- Registered first double-digit scoring effort as a Nittany Lions against #3 Purdue (1/8) with 11 points and 5 rebounds.
- Tallied 8 points, 7 rebounds, 2 assists and a block in comeback win at Northwestern (1/5).
- Made first start in a Penn State uniform in win over Indiana (1/2)...finished with 6 points and 4 rebounds in 16 minutes.
- Made first appearance at Michigan State (12/11), finishing with 5 points, 2 rebounds, an assist and a block in 15 minutes of action.
- Transferred to Penn State following a standout season at Western Michigan that followed three seasons at Cal State Bakersfield... earned All-MAC honorable mention honors after starting all 21 games for the Broncos in 2020-21 and averaging 13.0 points, 7.2 rebounds and 27.0 minutes per contest.

# 11 Jaheam CORNWALL

Sr.+ • Guard • 6-0 • 190 lbs.  
 Brooklyn, N.Y./Putnam Science Acad.  
 Gardner-Webb  
 Major: Organizational Development & Change



## CAREER STATS

SEASON	TEAM	GP-GS	MIN/AVG	Field Goals		3-Point		F-Throws		Rebounds				Scoring						
				FG-FGA	FG%	3FG-3FGA	3FG%	FT-FTA	FT%	OFF	DEF	TOT	AVG	PF-FO	A	TO	BLK	STL	PTS	AVG
2017-18	GW	27-4	600/22.2	71-159	.447	43-98	.439	24-30	.800	10	56	66	2.4	42-1	66	40	0	25	209	7.7
2018-19	GW	35-11	824/23.5	73-165	.442	36-92	.391	35-51	.686	1	84	85	2.4	57-1	98	47	1	30	217	6.2
2019-20	GW	32-31	982/30.7	142-321	.442	87-196	.444	49-68	.721	17	108	125	3.9	57-0	105	57	2	25	420	13.1
2020-21	GW	26-26	800/30.8	126-288	.438	64-157	.408	51-63	.810	15	69	84	3.2	40-1	99	54	2	17	367	14.1
2021-22	PSU	24-8	380/15.8	16-73	.219	8-52	.154	13-16	.813	0	22	22	0.9	20-0	15	18	2	4	53	2.2
<b>TOTAL FOR PSU</b>		<b>24-8</b>	<b>380/15.8</b>	<b>16-73</b>	<b>.219</b>	<b>8-52</b>	<b>.154</b>	<b>13-16</b>	<b>.813</b>	<b>0</b>	<b>22</b>	<b>22</b>	<b>0.9</b>	<b>20-0</b>	<b>15</b>	<b>18</b>	<b>2</b>	<b>4</b>	<b>53</b>	<b>2.2</b>
<b>TOTAL</b>		<b>144-80</b>	<b>3586/24.9</b>	<b>428-1006</b>	<b>.425</b>	<b>238-595</b>	<b>.400</b>	<b>172-228</b>	<b>.754</b>	<b>43</b>	<b>339</b>	<b>382</b>	<b>2.7</b>	<b>216-3</b>	<b>383</b>	<b>216</b>	<b>7</b>	<b>101</b>	<b>1266</b>	<b>8.8</b>

## 2021-22 GAME-BY-GAME STATS

Opponent	Date	GS	MIN	Total		3-Pointers		Free throws		Rebounds				PF	A	TO	BLK	STL	PTS	AVG	
				FG-FGA	PCT	3FG-3FGA	PCT	FT-FTA	PCT	OFF	DEF	TOT	AVG								
Youngstown St.	11/10/2021		21:28	1-4	.250	1-3	.333	0-0	.000	0	1	1	1.0	0	0	1	0	0	3	3.0	
at Massachusetts	11/15/2021	*	29:08	1-4	.250	0-2	.000	2-2	1.000	0	2	2	1.5	0	3	1	0	0	4	3.5	
St. Francis Brooklyn	11/18/2021		17:00	2-4	.500	1-3	.333	0-0	.000	0	1	1	1.3	0	0	1	0	0	5	4.0	
Cornell	11/22/2021		20:12	1-5	.200	1-5	.200	0-0	.000	0	4	4	2.0	4	1	1	1	0	3	3.8	
vs LSU	11/26/2021		19:58	3-5	.600	3-5	.600	0-0	.000	0	1	1	1.8	1	1	1	0	0	9	4.8	
vs Oregon St.	11/27/2021		18:20	0-2	.000	0-2	.000	0-0	.000	0	2	2	1.8	1	1	0	0	0	0	4.0	
Miami (FL)	12/01/2021		16:44	1-2	.500	1-2	.500	2-3	.667	0	1	1	1.7	2	0	0	0	0	5	4.1	
Ohio St.	12/05/2021	*	31:38	1-5	.200	0-2	.000	4-4	1.000	0	0	0	1.5	0	3	0	0	2	6	4.4	
Wagner	12/08/2021	*	20:50	0-4	.000	0-4	.000	0-0	.000	0	1	1	1.4	0	2	3	0	0	0	3.9	
at Michigan St.	12/11/2021	*	21:08	0-4	.000	0-3	.000	0-0	.000	0	0	0	1.3	3	1	1	1	1	0	3.5	
Indiana	01/02/2022	*	15:00	0-1	.000	0-1	.000	4-4	1.000	0	0	0	1.2	0	0	2	0	0	4	3.5	
at Northwestern	01/05/2022	*	13:21	0-4	.000	0-4	.000	0-0	.000	0	0	0	1.1	1	0	0	0	0	0	3.3	
Purdue	01/08/2022	*	09:44	0-1	.000	0-0	.000	0-0	.000	0	2	2	1.2	1	0	1	0	0	0	3.0	
at Iowa	01/22/2022		11:15	2-5	.400	0-2	.000	1-1	1.000	0	0	0	1.1	0	0	0	0	0	5	3.1	
at Indiana	01/26/2022	*	16:52	0-4	.000	0-2	.000	0-0	.000	0	3	3	1.2	1	0	2	0	0	0	2.9	
Iowa	01/31/2022		15:07	0-2	.000	0-2	.000	0-0	.000	0	1	1	1.2	1	2	1	0	0	0	2.8	
at Wisconsin	02/05/2022		22:32	2-5	.400	1-3	.333	0-1	.000	0	1	1	1.2	0	0	1	0	0	5	2.9	
Michigan	02/08/2022		03:55	0-1	.000	0-1	.000	0-0	.000	0	0	0	1.1	0	0	0	0	0	0	2.7	
Minnesota	02/17/2022		05:45	0-1	.000	0-0	.000	0-0	.000	0	0	0	1.1	1	1	2	0	1	0	2.6	
at Maryland	02/21/2022		08:09	0-0	.000	0-0	.000	0-0	.000	0	0	0	1.0	2	0	0	0	0	0	2.5	
Northwestern	02/25/2022		06:41	0-1	.000	0-1	.000	0-0	.000	0	0	0	1.0	0	0	0	0	0	0	2.3	
Nebraska	02/27/2022		18:59	1-4	.250	0-1	.000	0-0	.000	0	1	1	1.0	1	0	0	0	0	2	2.3	
at Rutgers	03/06/2022		10:06	0-2	.000	0-2	.000	0-0	.000	0	1	1	1.0	1	0	0	0	0	0	2.2	
vs Ohio St.	03/10/2022		06:06	1-3	.333	0-2	.000	0-1	.000	0	0	0	0.9	0	0	0	0	0	2	2.2	
<b>Totals</b>			<b>8</b>	<b>379:59</b>	<b>16-73</b>	<b>.219</b>	<b>8-52</b>	<b>.154</b>	<b>13-16</b>	<b>.813</b>	<b>0</b>	<b>22</b>	<b>22</b>	<b>0.9</b>	<b>20</b>	<b>15</b>	<b>18</b>	<b>2</b>	<b>4</b>	<b>53</b>	<b>2.2</b>

## STAT HIGHS

	2021-22 Season	Career	Big Ten
Points	9, vs. LSU, 11/26/21	32, at Longwood, 2/12/21	6, vs. Ohio State, 12/5/21
Rebounds	4, vs. Cornell, 11/22/21	8, at USC Upstate, 2/8/20	3, at Indiana, 1/26/22
Assists	3, 2x, last vs. Ohio State, 12/5/21	9, 2x, last at Winthrop, 1/10/21	3, vs. Ohio State, 12/5/21
Blocks	1, 2x, last at Michigan St., 12/11/21	1, 4x, last at Radford, 2/17/21	1, at Michigan St., 12/11/21
Steals	2, vs. Ohio State, 12/5/21	5, vs. Bob Jones, 12/6/18	2, vs. Ohio State, 12/5/21
Minutes	31, vs. Ohio State, 12/5/21	47, at Winthrop (30T), 1/11/20	31, vs. Ohio State, 12/5/21
FG Made	3, vs. LSU, 11/26/21	11, at Longwood, 2/12/21	1, vs. Ohio State, 12/5/21
FG Attempted	5, 4x, last at Wisconsin, 2/5/22	19, at Winthrop, 3/6/20	5, 4x, last at Wisconsin, 2/5/22
3-Point FG Made	3, vs. LSU, 11/26/21	8, vs. High Point, 2/10/20	1, at Wisconsin, 2/5/22
3-Point FG Attempted	5, 2x, last vs. LSU, 11/26/21	13, vs. High Point, 2/10/20	4, at Northwestern, 1/5/22
FT Made	4, 2x, last vs. Indiana, 1/2/22	6, vs. Presbyterian, 1/4/20	4, 2x, last vs. Indiana, 1/2/22
FT Attempted	4, 2x, last vs. Indiana, 1/2/22	10, vs. Presbyterian, 1/4/20	4, 2x, last vs. Indiana, 1/2/22

## 2021-22 NOTES

- Had five points and a rebound at #11 Wisconsin (2/1).
- Tallied five points at Iowa (1/22).
- Finished with 6 points, 3 assists and 2 steals against Ohio State (12/5).
- Drained a trio of three-pointers for a season-high 9 points against LSU (11/26).
- Pulled down 4 rebounds and added a 3-pointer vs. Cornell (11/22).
- Tallied 5 points and a rebound against St. Francis Brooklyn (11/18).
- Made first start in the Blue and White at UMass (11/15), tallying 4 points, 3 assists and 2 rebounds.
- Played 21 minutes in Penn State debut against Youngstown State (11/10), draining a 3-pointer and adding a rebound.
- Transferred to Penn State after stellar four-year career at Gardner-Webb that included two All-Big South nods...has scored 1,213 career points and owns a 42.4 career 3-point field goal percentage that ranked 17th nationally amongst all active Division I players at the end of the 2020-21 season.

# 13 Jevonnie SCOTT

Jr. • Forward • 6-7 • 252 lbs.  
 Toronto, Ontario/Orangeville Prep  
 South Plains College  
 Major: Communications, Arts & Sciences



## CAREER STATS

SEASON	TEAM	GP-GS	MIN/AVG	Field Goals		3-Point		F-Throws		Rebounds				Scoring						
				FG-FGA	FG%	3FG-3FGA	3FG%	FT-FTA	FT%	OFF	DEF	TOT	AVG	PF	FO	A	TO	BLK	STL	PTS
2021-22	PSU	10-0	68/6.8	6-14	.429	0-1	.000	3-8	.375	2	16	18	1.8	15-0	2	7	3	2	15	1.5
<b>TOTAL</b>		<b>10-0</b>	<b>68/6.8</b>	<b>6-14</b>	<b>.429</b>	<b>0-1</b>	<b>.000</b>	<b>3-8</b>	<b>.375</b>	<b>2</b>	<b>16</b>	<b>18</b>	<b>1.8</b>	<b>15-0</b>	<b>2</b>	<b>7</b>	<b>3</b>	<b>2</b>	<b>15</b>	<b>1.5</b>

## 2021-22 GAME-BY-GAME STATS

Opponent	Date	GS	MIN	Total		3-Pointers		Free throws		Rebounds				Other						
				FG-FGA	PCT	3FG-3FGA	PCT	FT-FTA	PCT	OFF	DEF	TOT	AVG	PF	A	TO	BLK	STL	PTS	AVG
Rutgers	01/11/2022		04:55	1-2	.500	0-0	.000	0-2	.000	0	1	1	1.0	1	0	1	0	0	2	2.0
at Ohio St.	01/16/2022		07:39	2-2	1.000	0-0	.000	0-0	.000	0	2	2	1.5	1	0	0	1	0	4	3.0
at Iowa	01/22/2022		13:04	1-2	.500	0-1	.000	1-2	.500	1	2	3	2.0	3	1	2	0	0	3	3.0
at Indiana	01/26/2022		02:60	0-1	.000	0-0	.000	0-0	.000	0	1	1	1.8	2	0	0	0	0	0	2.3
Michigan	02/08/2022		10:02	0-2	.000	0-0	.000	0-0	.000	0	2	2	1.8	0	0	1	0	1	0	1.8
at Minnesota	02/12/2022		05:35	1-1	1.000	0-0	.000	0-2	.000	0	2	2	1.8	1	0	0	0	0	2	1.8
Michigan St.	02/15/2022		02:32	0-0	.000	0-0	.000	0-0	.000	0	0	0	1.6	0	0	1	0	0	0	1.6
Minnesota	02/17/2022		11:40	1-3	.333	0-0	.000	0-0	.000	0	3	3	1.8	4	1	2	2	1	2	1.6
at Maryland	02/21/2022		05:50	0-0	.000	0-0	.000	2-2	1.000	0	1	1	1.7	1	0	0	0	0	2	1.7
Northwestern	02/25/2022		04:10	0-1	.000	0-0	.000	0-0	.000	1	2	3	1.8	2	0	0	0	0	0	1.5
<b>Totals</b>			<b>0 68:26</b>	<b>6-14</b>	<b>.429</b>	<b>0-1</b>	<b>.000</b>	<b>3-8</b>	<b>.375</b>	<b>2</b>	<b>16</b>	<b>18</b>	<b>1.8</b>	<b>15</b>	<b>2</b>	<b>7</b>	<b>3</b>	<b>2</b>	<b>15</b>	<b>1.5</b>

## STAT HIGHS

	2021-22 Season	Career	Big Ten
Points	4, at Ohio State, 1/16/22	4, at Ohio State, 1/16/22	4, at Ohio State, 1/16/22
Rebounds	3, 3x, last vs. Northwestern, 2/25/22	3, 3x, last vs. Northwestern, 2/25/22	3, 3x, last vs. Northwestern, 2/25/22
Assists	1, 2x, last vs. Minnesota, 2/17/22	1, 2x, last vs. Minnesota, 2/17/22	1, 2x, last vs. Minnesota, 2/17/22
Blocks	2, vs. Minnesota, 2/17/22	2, vs. Minnesota, 2/17/22	2, vs. Minnesota, 2/17/22
Steals	1, 2x, last vs. Minnesota, 2/17/22	1, 2x, last vs. Minnesota, 2/17/22	1, 2x, last vs. Minnesota, 2/17/22
Minutes	13, at Iowa, 1/22/22	13, at Iowa, 1/22/22	13, at Iowa, 1/22/22
FG Made	2, at Ohio State, 1/16/22	2, at Ohio State, 1/16/22	2, at Ohio State, 1/16/22
FG Attempted	3, vs. Minnesota, 2/17/22	3, vs. Minnesota, 2/17/22	3, vs. Minnesota, 2/17/22
3-Point FG Made	--	--	--
3-Point FG Attempted	1, at Iowa, 1/22/22	1, at Iowa, 1/22/22	1, at Iowa, 1/22/22
FT Made	2, at Maryland, 2/21/22	2, at Maryland, 2/21/22	2, at Maryland, 2/21/22
FT Attempted	2, 4x, last at Maryland, 2/21/22	2, 4x, last at Maryland, 2/21/22	2, 4x, last at Maryland, 2/21/22

## 2021-22 NOTES

- Registered 2 points, 3 rebounds, 2 blocks, a steal and an assist in win over Minnesota (2/17).
- Had 3 points and 3 rebounds at Iowa (1/22).
- Tallied four points and two rebounds in a productive seven minutes of action at Ohio State (1/16).
- Saw first action at Penn State in win over Rutgers (1/11), and scored 2 points for first points in a Penn State uniform.
- Transferred to Penn State after two rock solid seasons with the Texans of South Plains College...racked up 23 double-figure scoring games and chipped in 9.5 points and 4.7 rebounds per outing...helped Texans to 40-12 record in two years with two NJCAA Tournament appearances.



# 14 Jalanni WHITE

Sr.+ • Forward • 6-8 • 205 lbs.  
 New Haven, Conn./Notre Dame West-Haven  
 Canisius  
 Major: Recreation, Park & Tourism Mgmt.



## CAREER STATS

SEASON	TEAM	GP-GS	MIN/AVG	Field Goals		3-Point		F-Throws		Rebounds				Scoring						
				FG-FGA	FG%	3FG-3FGA	3FG%	FT-FTA	FT%	OFF	DEF	TOT	AVG	PF-FO	A	TO	BLK	STL	PTS	AVG
2017-18	Canis	25-3	247/9.9	22-47	.468	1-11	.091	11-18	.611	22	19	41	1.6	46-0	8	16	12	7	56	2.2
2018-19	Canis	32-32	594/18.6	79-153	.516	4-14	.286	28-51	.549	32	55	87	2.7	74-0	20	29	27	14	190	5.9
2019-20	Canis	30-4	555/18.5	78-144	.542	6-22	.273	48-78	.615	54	47	101	3.4	98-4	17	48	18	17	210	7.0
2020-21	Canis	11-11	155/14.1	17-44	.386	3-16	.188	4-11	.364	7	17	24	2.2	30-1	15	13	7	3	41	3.7
2021-22	PSU	28-1	297/10.6	28-54	.519	1-8	.125	8-15	.533	26	45	71	2.5	54-2	9	12	9	7	65	2.3
<b>TOTAL FOR PSU</b>		<b>28-1</b>	<b>297/10.6</b>	<b>28-54</b>	<b>.519</b>	<b>1-8</b>	<b>.125</b>	<b>8-15</b>	<b>.533</b>	<b>26</b>	<b>45</b>	<b>71</b>	<b>2.5</b>	<b>54-2</b>	<b>9</b>	<b>12</b>	<b>9</b>	<b>7</b>	<b>65</b>	<b>2.3</b>
<b>TOTAL</b>		<b>126-51</b>	<b>1849/14.7</b>	<b>224-442</b>	<b>.507</b>	<b>15-71</b>	<b>.211</b>	<b>99-173</b>	<b>.572</b>	<b>141</b>	<b>183</b>	<b>324</b>	<b>2.6</b>	<b>302-7</b>	<b>69</b>	<b>118</b>	<b>73</b>	<b>48</b>	<b>562</b>	<b>4.5</b>

## 2021-22 GAME-BY-GAME STATS

Opponent	Date	GS	MIN	Total		3-Pointers		Free throws		Rebounds				PF				PTS	AVG	
				FG-FGA	PCT	3FG-3FGA	PCT	FT-FTA	PCT	OFF	DEF	TOT	AVG	PF	A	TO	BLK			STL
Youngstown St.	11/10/2021		14:01	2-3	.667	0-0	.000	0-0	.000	3	1	4	4.0	4	1	1	0	0	4	4.0
at Massachusetts	11/15/2021		21:37	3-6	.500	0-0	.000	0-0	.000	3	3	6	5.0	2	0	0	0	1	6	5.0
St. Francis Brooklyn	11/18/2021	*	16:28	4-5	.800	0-0	.000	0-1	.000	4	3	7	5.7	5	2	1	0	0	8	6.0
Cornell	11/22/2021		08:58	3-3	1.000	0-0	.000	1-1	1.000	0	3	3	5.0	1	0	1	0	7	6.3	
vs LSU	11/26/2021		08:24	0-1	.000	0-0	.000	1-2	.500	0	3	3	4.6	1	0	0	0	0	1	5.2
vs Oregon St.	11/27/2021		20:20	2-5	.400	0-1	.000	0-0	.000	2	5	7	5.0	2	1	0	0	0	4	5.0
Miami (FL)	12/01/2021		12:20	1-1	1.000	0-0	.000	0-0	.000	0	2	2	4.6	2	1	1	0	0	2	4.6
Ohio St.	12/05/2021		13:35	0-0	.000	0-0	.000	2-2	1.000	1	1	2	4.3	3	0	0	0	0	2	4.3
Wagner	12/08/2021		24:37	3-4	.750	0-1	.000	2-2	1.000	3	2	5	4.3	2	0	1	1	2	8	4.7
at Michigan St.	12/11/2021		10:36	0-0	.000	0-0	.000	0-0	.000	0	0	0	3.9	3	0	0	0	0	0	4.2
Indiana	01/02/2022		21:05	0-0	.000	0-0	.000	0-0	.000	1	2	3	3.8	2	1	0	0	1	0	3.8
at Northwestern	01/05/2022		19:13	0-1	.000	0-1	.000	1-2	.500	3	4	7	4.1	2	0	1	1	1	1	3.6
Purdue	01/08/2022		19:00	4-4	1.000	1-1	1.000	0-0	.000	0	3	3	4.0	3	1	0	2	0	9	4.0
Rutgers	01/11/2022		14:44	0-4	.000	0-1	.000	0-0	.000	3	2	5	4.1	1	2	1	1	1	0	3.7
at Ohio St.	01/16/2022		09:26	1-6	.167	0-2	.000	0-0	.000	0	2	2	3.9	5	0	0	0	1	2	3.6
at Iowa	01/22/2022		09:33	0-0	.000	0-0	.000	0-0	.000	0	1	1	3.8	3	0	1	0	0	0	3.4
at Indiana	01/26/2022		04:42	1-2	.500	0-0	.000	0-0	.000	0	1	1	3.6	1	0	1	0	0	2	3.3
Iowa	01/31/2022		00:34	0-0	.000	0-0	.000	0-0	.000	0	0	0	3.4	1	0	0	0	0	0	3.1
at Wisconsin	02/05/2022		05:14	0-1	.000	0-0	.000	0-0	.000	0	1	1	3.3	1	0	1	0	0	0	2.9
Michigan	02/08/2022		09:56	1-2	.500	0-1	.000	0-0	.000	1	1	2	3.2	3	0	0	1	0	2	2.9
at Minnesota	02/12/2022		03:57	0-1	.000	0-0	.000	0-0	.000	0	1	1	3.1	0	0	1	1	0	0	2.8
Michigan St.	02/15/2022		07:34	1-2	.500	0-0	.000	0-2	.000	1	1	2	3.0	1	0	0	0	0	2	2.7
Minnesota	02/17/2022		06:12	2-2	1.000	0-0	.000	1-3	.333	0	1	1	3.0	2	1	0	0	0	5	2.8
at Maryland	02/21/2022		02:14	0-0	.000	0-0	.000	0-0	.000	1	0	1	2.9	0	0	0	0	0	0	2.7
Northwestern	02/25/2022		04:37	0-1	.000	0-0	.000	0-0	.000	0	2	2	2.8	1	0	1	0	0	0	2.6
Nebraska	02/27/2022		02:35	0-0	.000	0-0	.000	0-0	.000	0	0	0	2.7	1	0	1	0	0	0	2.5
at Illinois	03/03/2022		05:33	0-0	.000	0-0	.000	0-0	.000	0	0	0	2.6	2	0	0	0	0	0	2.4
at Rutgers	03/06/2022		00:07	0-0	.000	0-0	.000	0-0	.000	0	0	0	2.5	0	0	0	0	0	0	2.3
<b>Totals</b>			<b>1 297:13</b>	<b>28-54</b>	<b>.519</b>	<b>1-8</b>	<b>.125</b>	<b>8-15</b>	<b>.533</b>	<b>26</b>	<b>45</b>	<b>71</b>	<b>2.5</b>	<b>54</b>	<b>9</b>	<b>12</b>	<b>9</b>	<b>7</b>	<b>65</b>	<b>2.3</b>

## STAT HIGHS

	2021-22 Season	Career	Big Ten
Points	9, vs. Purdue, 1/8/22	20, at UIC, 11/26/19	9, vs. Purdue, 1/8/22
Rebounds	7, 3x, last at Northwestern, 1/5/22	9, at Pitt, 12/30/19	7, at Northwestern, 1/5/22
Assists	2, 2x, last vs. Rutgers, 1/11/22	4, 2x, last at Siena, 3/5/21	2, vs. Rutgers, 1/11/22
Blocks	2, vs. Purdue, 1/8/22	3, 4x, last vs. Saint Peter's, 2/29/20	2, vs. Purdue, 1/8/22
Steals	2, vs. Wagner, 12/8/21	2, 7x, last vs. Wagner, 12/8/21	1, 4x, last at Ohio State, 1/16/22
Minutes	24, vs. Wagner, 12/8/21	32, vs. Manhattan, 3/8/19	21, vs. Indiana, 1/2/22
FG Made	4, 2x, last vs. Purdue, 1/8/22	8, 2x, last vs. Holy Cross, 12/14/19	4, vs. Purdue, 1/8/22
FG Attempted	6, at Ohio State, 1/16/22	14, vs. Fairfield, 2/15/19	6, at Ohio State, 1/16/22
3-Point FG Made	1, vs. Purdue, 1/8/22	2, at Iona, 1/24/20	1, vs. Purdue, 1/8/22
3-Point FG Attempted	2, at Ohio State, 1/16/22	4, 2x, last vs. Fairfield, 2/15/19	2, at Ohio State, 1/16/22
FT Made	2, 2x, last vs. Wagner, 12/8/21	6, 2x, last vs. Saint Peter's, 2/29/20	2, vs. Ohio State, 12/5/21
FT Attempted	2, 3x, last at Northwestern, 1/5/22	11, vs. Saint Peter's, 2/29/20	2, 2x, last at Northwestern, 1/5/22

## 2021-22 NOTES

- Had 5 points and a rebound in 6 minutes of action against Minnesota (2/17).
- Tallied season highs in points (9) and blocks (2) vs. #3 Purdue (1/8)...was a perfect 4-for-4 from the field.
- Came up with 7 rebounds, a block and a steal in Penn State's comeback road win at Northwestern (1/5).
- Played season-best 24 minutes against Wagner (12/8), finishing with 8 points and 5 rebounds...show 3-for-4 from the floor and added two free throws.
- Tied season high with 7 rebounds in win over Oregon State (11/27).
- Contributed an efficient 7 points and 3 rebounds in 9 minutes of action against Cornell (11/22).
- Registered an efficient 8 points and 7 rebounds on 4-of-5 shooting in 16 minutes of action against St. Francis Brooklyn (11/18).
- Tallied 6 points and 6 rebounds at UMass (11/15).
- Scored 4 points and grabbed 4 rebounds in 14 minutes of action in Penn State debut vs. Youngstown St. (11/10).
- Transferred to Penn State after four-year stint at Canisius...played in 98 games for the Griffins with 40 starts...owns career mark of 50.5 field goal percentage...named to 2019 MAAC All-Championship team.

# 15 Dan CONLAN

Jr. • Guard • 6-4 • 180 lbs.  
 Sewickley, Pa./Quaker Valley  
 Dickinson  
 Major: Economics



## CAREER STATS

SEASON	TEAM	GP-GS	MIN/AVG	Field Goals		3-Point		F-Throws		Rebounds				Scoring						
				FG-FGA	FG%	3FG-3FGA	3FG%	FT-FTA	FT%	OFF	DEF	TOT	AVG	PF-FO	A	TO	BLK	STL	PTS	AVG
2019-20	DC	21-4	376/17.9	40-107	.374	24-69	.348	21-37	.568	5	35	40	1.9	27-0	12	20	7	7	125	6.0
2021-22	PSU	3-0	5/1.6	0-0	.000	0-0	.000	0-0	.000	0	0	0	0.0	0-0	0	0	0	0	0	0.0
<b>TOTAL FOR PSU</b>		<b>3-0</b>	<b>5/1.6</b>	<b>0-0</b>	<b>.000</b>	<b>0-0</b>	<b>.000</b>	<b>0-0</b>	<b>.000</b>	<b>0</b>	<b>0</b>	<b>0</b>	<b>0.0</b>	<b>0-0</b>	<b>0</b>	<b>0</b>	<b>0</b>	<b>0</b>	<b>0</b>	<b>0.0</b>
<b>TOTAL</b>		<b>24-4</b>	<b>381/15.9</b>	<b>40-107</b>	<b>.374</b>	<b>24-69</b>	<b>.348</b>	<b>21-37</b>	<b>.568</b>	<b>5</b>	<b>35</b>	<b>40</b>	<b>1.7</b>	<b>27-0</b>	<b>12</b>	<b>20</b>	<b>7</b>	<b>7</b>	<b>125</b>	<b>5.2</b>

## 2021-22 GAME-BY-GAME STATS

Opponent	Date	GS	MIN	Total		3-Pointers		Free throws		Rebounds				Other							
				FG-FGA	PCT	3FG-3FGA	PCT	FT-FTA	PCT	OFF	DEF	TOT	AVG	PF	A	TO	BLK	STL	PTS	AVG	
Wagner	12/08/2021		00:01	0-0	.000	0-0	.000	0-0	.000	0	0	0	0.0	0	0	0	0	0	0	0	0.0
Minnesota	02/17/2022		03:25	0-0	.000	0-0	.000	0-0	.000	0	0	0	0.0	0	0	0	0	0	0	0	0.0
Nebraska	02/27/2022		01:28	0-0	.000	0-0	.000	0-0	.000	0	0	0	0.0	0	0	0	0	0	0	0	0.0
<b>Totals</b>		<b>0</b>	<b>04:54</b>	<b>0-0</b>	<b>.000</b>	<b>0-0</b>	<b>.000</b>	<b>0-0</b>	<b>.000</b>	<b>0</b>	<b>0</b>	<b>0</b>	<b>0.0</b>	<b>0</b>	<b>0</b>	<b>0</b>	<b>0</b>	<b>0</b>	<b>0</b>	<b>0</b>	<b>0.0</b>

## STAT HIGHS

	2021-22 Season	Career	Big Ten
Points	--	16, 2x, last at Wash. College, 2/22/20	--
Rebounds	--	7, vs. Johns Hopkins, 1/9/20	--
Assists	--	2, 3x, last at Swarthmore, 2/15/20	--
Blocks	--	1, 7x, last at Gettysburg, 2/19/20	--
Steals	--	2, vs Ursinus, 2/8/20	--
Minutes	3, vs. Minnesota, 2/17/22	36, at Wash. College, 2/22/20	3, vs. Minnesota, 2/17/22
FG Made	--	6, at Wash. College, 2/22/20	--
FG Attempted	--	10, at Mt. Aloysius, 11/23/19	--
3-Point FG Made	--	4, at Wash. College, 2/22/20	--
3-Point FG Attempted	--	7, at Wash. College, 2/22/20	--
FT Made	--	5, at Swarthmore, 2/15/20	--
FT Attempted	--	7, at Johns Hopkins, 1/9/20	--

## 2021-22 NOTES

- Made an appearance against Nebraska (2/27).
- Played three minutes in dominant win over Minnesota (2/17).
- Saw first action of the season against Wagner (12/8).
- Joined team as walk-on in fall 2021...played one season at Dickinson in 2019-20...son of Shane Conlan, won two national championships as an All-American linebacker on the Penn State football team in 1982 and 1986 before going on to have an illustrious NFL career and being inducted into the College Football Hall of Fame in 2014.

# 21 John HARRAR

Sr.+ • Forward • 6-9 • 240 lbs.  
 Wallingford, Pa./Strath Haven  
 Master's Program: Management and Organizational Leadership



## CAREER STATS

SEASON	TEAM	GP-GS	MIN	Field Goals		3-Point		F-Throws		Rebounds				Scoring						
				FG-FGA	FG%	3FG-3FGA	3FG%	FT-FTA	FT%	OFF	DEF	TOT	AVG	PF-FO	A	TO	BLK	STL	PTS	AVG
2017-18	PSU	27-8	195/7.2	18-33	.545	0-0	.000	6-11	.545	29	28	57	2.1	31-1	3	7	4	3	42	1.6
2018-19	PSU	32-18	512/16.0	38-69	.551	0-1	.000	33-56	.589	58	56	114	3.6	80-3	15	17	6	18	109	3.4
2019-20	PSU	31-14	522/16.8	47-75	.627	0-1	.000	39-59	.661	71	73	144	4.6	68-0	28	25	9	18	133	4.3
2020-21	PSU	25-25	619/24.8	73-133	.549	0-1	.000	73-106	.689	94	125	219	8.8	76-2	33	34	8	15	219	8.8
2021-22	PSU	30-30	808/26.9	119-188	.633	0-0	.000	75-112	.670	107	201	308	10.3	67-0	36	50	7	15	313	10.4
<b>TOTAL</b>		<b>145-95</b>	<b>2656/18.3</b>	<b>295-498</b>	<b>.592</b>	<b>0-3</b>	<b>.000</b>	<b>226-344</b>	<b>.657</b>	<b>359</b>	<b>483</b>	<b>842</b>	<b>5.8</b>	<b>322-6</b>	<b>115</b>	<b>133</b>	<b>34</b>	<b>69</b>	<b>816</b>	<b>5.6</b>

## 2021-22 GAME-BY-GAME STATS

Opponent	Date	GS	MIN	Total		3-Pointers		Free throws		Rebounds				PF				PTS	AVG		
				FG-FGA	PCT	3FG-3FGA	PCT	FT-FTA	PCT	OFF	DEF	TOT	AVG	PF	A	TO	BLK			STL	
Youngstown St.	11/10/2021	*	26:20	7-7	1.000	0-0	.000	2-4	.500	4	10	14	14.0	2	1	1	0	0	16	16.0	
at Massachusetts	11/15/2021	*	24:31	3-8	.375	0-0	.000	2-4	.500	3	9	12	13.0	4	0	4	0	0	8	12.0	
St. Francis Brooklyn	11/18/2021	*	30:19	5-6	.833	0-0	.000	4-7	.571	5	8	13	13.0	2	1	2	0	0	14	12.7	
Cornell	11/22/2021	*	31:07	3-5	.600	0-0	.000	1-2	.500	3	9	12	12.8	4	1	1	2	1	7	11.3	
vs LSU	11/26/2021	*	33:59	3-4	.750	0-0	.000	1-3	.333	3	4	7	11.6	4	2	2	1	0	7	10.4	
vs Oregon St.	11/27/2021	*	20:18	3-4	.750	0-0	.000	0-0	.000	2	4	6	10.7	0	0	0	0	1	6	9.7	
Miami (FL)	12/01/2021	*	27:43	6-6	1.000	0-0	.000	4-5	.800	3	9	12	10.9	3	1	3	0	1	16	10.6	
Ohio St.	12/05/2021	*	25:35	6-9	.667	0-0	.000	0-2	.000	3	9	12	11.0	3	1	1	0	1	12	10.8	
Wagner	12/08/2021	*	21:25	3-5	.600	0-0	.000	6-8	.750	2	5	7	10.6	0	2	4	0	1	12	10.9	
at Michigan St.	12/11/2021	*	25:46	6-9	.667	0-0	.000	4-5	.800	3	8	11	10.6	0	3	2	0	1	16	11.4	
Indiana	01/02/2022	*	28:34	3-6	.500	0-0	.000	0-0	.000	4	8	12	10.7	1	1	1	0	0	6	10.9	
at Northwestern	01/05/2022	*	28:29	4-6	.667	0-0	.000	1-2	.500	2	6	8	10.5	2	1	3	0	0	9	10.8	
Purdue	01/08/2022	*	27:06	3-4	.750	0-0	.000	4-7	.571	3	5	8	10.3	2	1	1	0	1	10	10.7	
Rutgers	01/11/2022	*	29:08	6-8	.750	0-0	.000	4-4	1.000	4	2	6	10.0	3	0	0	0	0	16	11.1	
at Ohio St.	01/16/2022	*	29:54	1-3	.333	0-0	.000	5-8	.625	2	6	8	9.9	3	0	1	0	1	7	10.8	
at Iowa	01/22/2022	*	22:42	0-4	.000	0-0	.000	0-0	.000	3	2	5	9.6	2	1	0	0	0	10	10.1	
at Indiana	01/26/2022	*	26:33	4-6	.667	0-0	.000	5-5	1.000	8	1	9	9.5	3	0	4	0	0	13	10.3	
Iowa	01/31/2022	*	27:47	6-10	.600	0-0	.000	7-11	.636	2	8	10	9.6	3	0	4	0	0	19	10.8	
at Wisconsin	02/05/2022	*	20:04	0-2	.000	0-0	.000	2-2	1.000	4	5	9	9.5	1	0	0	0	0	2	10.3	
Michigan	02/08/2022	*	24:11	3-4	.750	0-0	.000	2-2	1.000	5	2	7	9.4	2	2	0	0	0	8	10.2	
at Minnesota	02/12/2022	*	20:54	6-8	.750	0-0	.000	0-0	.000	3	6	9	9.4	4	4	3	0	0	12	10.3	
Michigan St.	02/15/2022	*	29:41	7-12	.583	0-0	.000	2-4	.500	6	10	16	9.7	3	3	0	1	0	16	10.5	
Minnesota	02/17/2022	*	22:08	5-8	.625	0-0	.000	0-0	.000	3	7	10	9.7	0	3	1	1	0	10	10.5	
at Maryland	02/21/2022	*	31:19	7-10	.700	0-0	.000	0-2	.000	4	9	13	9.8	3	2	0	0	0	14	10.7	
Northwestern	02/25/2022	*	31:10	4-6	.667	0-0	.000	3-6	.500	6	14	20	10.2	2	0	1	1	0	11	10.7	
Nebraska	02/27/2022	*	25:19	4-5	.800	0-0	.000	1-2	.500	4	4	8	10.2	3	1	4	0	1	9	10.6	
at Illinois	03/03/2022	*	25:34	2-3	.667	0-0	.000	0-0	.000	0	6	6	10.0	3	0	1	0	2	4	10.4	
at Rutgers	03/06/2022	*	34:01	4-8	.500	0-0	.000	7-8	.875	6	11	17	10.3	1	1	2	0	2	15	10.5	
vs Minnesota	03/09/2022	*	25:18	2-4	.500	0-0	.000	2-2	1.000	4	8	12	10.3	2	3	3	1	1	6	10.4	
vs Ohio St.	03/10/2022	*	31:34	3-8	.375	0-0	.000	6-7	.857	3	6	9	10.3	2	1	1	0	1	12	10.4	
<b>Totals</b>			<b>30</b>	<b>808:28</b>	<b>119-188</b>	<b>.633</b>	<b>0-0</b>	<b>.000</b>	<b>75-112</b>	<b>.670</b>	<b>107</b>	<b>201</b>	<b>308</b>	<b>10.3</b>	<b>67</b>	<b>36</b>	<b>50</b>	<b>7</b>	<b>15</b>	<b>313</b>	<b>10.4</b>

## STAT HIGHS

	2021-22 Season	Career	Big Ten
Points	19, vs. Iowa, 1/31/22	19, vs. Iowa, 1/31/22	19, vs. Iowa, 1/31/22
Rebounds	20, vs. Northwestern, 2/25/22	20, vs. Northwestern, 2/25/22	20, vs. Northwestern, 2/25/22
Assists	4, at Minnesota, 2/12/22	4, 4x, last at Minnesota, 2/12/22	4, 4x, last at Minnesota, 2/12/22
Blocks	2, vs. Cornell, 11/22/21	2, 5x, last vs. Cornell, 11/22/21	2, 2x, last at Minnesota, 1/15/20
Steals	2, 2x, at Rutgers, 3/6/22	3, 4x, last at Nebraska, 2/23/21	3, 3x, last at Nebraska, 2/23/21
Minutes	34, vs. LSU, 11/26/21	34, vs. Minnesota, 2/8/20	34, vs. Minnesota, 2/8/20
FG Made	7, 3x, last at Maryland, 2/21/22	7, 3x, last at Maryland, 2/21/22	7, 3x, last at Maryland, 2/21/22
FG Attempted	12, vs. Michigan St., 2/15/22	12, vs. Michigan St., 2/15/22	12, vs. Michigan St., 2/15/22
3-Point FG Made	--	--	--
3-Point FG Attempted	--	1, 3x, last time vs. VMI, 11/28/20	1, Wisconsin, 1/6/19
FT Made	7, 2x, last at Rutgers, 3/6/22	7, 6x, last at Rutgers, 3/6/22	7, 6x, last at Rutgers, 3/6/22
FT Attempted	11, vs. Iowa, 1/31/22	11, 2x, last vs. Iowa, 1/31/22	11, 2x, last vs. Iowa, 1/31/22

## 2021-22 NOTES

- Ranks second the Big Ten and 11th in Division I in rebounding (10.3 rpg)...Has 11 double-doubles on the season...One of only two Big Ten players averaging a double-double (Illinois All-American Kofi Cockburn).
- Had monster double-double with 15 points, 17 boards in regular-season finale at Rutgers (3/6).
- Set Penn State program record with 142nd game played at Illinois (3/3).
- Became the first Nittany Lion in 17 years to pull down 20 rebounds in a game in an 11-point, 20-rebound effort in win over Northwestern (2/25).
- Had a monster game in win over #19 Michigan State (2/15) with 16 points, a career-best 16 rebounds and 3 assists.
- Put together a career-best scoring effort in double-overtime win over Iowa (1/31), scoring a career-high 19 points to go along with 10 rebounds for his sixth double-double of the season.
- Shot 75 percent (6-for-8) from the field for 16 points in dominant win over Rutgers (1/11).
- Notched fifth double-double of the season with 16 points and 11 boards at Michigan State (12/11).
- Led the team with 16 points and 12 rebounds against Miami (12/1) for this third double-double of the season...was a perfect 6-for-6 from the field, marking his second game this season with a 100 percent shooting effort (also Youngstown State, 7-7).
- Registered second double-double of the season and eighth of his career with 14 points and 13 rebounds against St. Francis Brooklyn (11/18)...shot 5-for-6 from the field.
- Recorded seventh-career double-double with 16 points and career high-tying 14 rebounds in season opener against Youngstown State (11/10)...was a perfect 7-for-7 from the field, making him the first Nittany Lion to shoot 100% from the field with at least 7 FGA since Mike Watkins was a perfect 8-for-8 at Iowa on March 5, 2017.

# 22 Jalen PICKETT

Sr. • Guard • 6-4 • 202 lbs.  
 Rochester, N.Y./Aquinas/SPIRE  
 Siena  
 Major: Broadcast Journalism



## CAREER STATS

SEASON	TEAM	GP-GS	MIN/AVG	Field Goals	3-Point	F-Throws	Rebounds	PF-FO	A	TO	BLK	STL	PTS	AVG						
				FG-FGA	FG%	3FG-3FGA	3FG%	FT-FTA	FT%	OFF	DEF	TOT	AVG							
2018-19	Siena	33-32	1224/37.1	184-422	.436	65-187	.348	88-118	.746	43	109	152	4.6	77-0	221	80	29	66	521	15.8
2019-20	Siena	29-28	1072/37.0	169-369	.458	58-155	.374	42-61	.689	30	103	133	4.6	45-0	175	53	32	30	438	15.1
2020-21	Siena	14-14	505/36.1	64-159	.403	28-78	.359	24-32	.750	15	73	88	6.3	20-0	67	34	16	12	180	12.9
2021-22	PSU	30-30	1117/37.2	155-373	.416	45-144	.313	42-58	.724	17	112	129	4.3	56-1	129	53	19	33	397	13.2
<b>TOTAL FOR PSU</b>		<b>30-30</b>	<b>1117/37.2</b>	<b>155-373</b>	<b>.416</b>	<b>45-144</b>	<b>.313</b>	<b>42-58</b>	<b>.724</b>	<b>17</b>	<b>112</b>	<b>129</b>	<b>4.3</b>	<b>56-1</b>	<b>129</b>	<b>53</b>	<b>19</b>	<b>33</b>	<b>397</b>	<b>13.2</b>
<b>TOTAL</b>		<b>106-104</b>	<b>3918/37.0</b>	<b>572-1323</b>	<b>.432</b>	<b>196-564</b>	<b>.348</b>	<b>196-269</b>	<b>.729</b>	<b>105</b>	<b>397</b>	<b>502</b>	<b>4.7</b>	<b>198-1</b>	<b>592</b>	<b>220</b>	<b>96</b>	<b>141</b>	<b>1536</b>	<b>14.5</b>

## 2021-22 GAME-BY-GAME STATS

Opponent	Date	GS	MIN	Total		3-Pointers		Free throws		Rebounds				PF	A	TO	BLK	STL	PTS	AVG
				FG-FGA	PCT	3FG-3FGA	PCT	FT-FTA	PCT	OFF	DEF	TOT	AVG							
Youngstown St.	11/10/2021	*	36:00	3-10	.300	1-5	.200	2-2	1.000	1	4	5	5.0	0	2	0	1	0	9	9.0
at Massachusetts	11/15/2021	*	33:06	2-9	.222	0-2	.000	3-3	1.000	1	1	2	3.5	2	7	2	0	0	7	8.0
St. Francis Brooklyn	11/18/2021	*	31:52	1-7	.143	0-2	.000	2-2	1.000	0	1	1	2.7	0	3	2	0	0	4	6.7
Cornell	11/22/2021	*	32:18	3-10	.300	1-6	.167	8-11	.727	0	4	4	3.0	2	6	3	1	1	15	8.8
vs LSU	11/26/2021	*	45:00	5-9	.556	4-8	.500	0-0	.000	1	7	8	4.0	2	3	5	1	1	14	9.8
vs Oregon St.	11/27/2021	*	35:37	5-13	.385	4-8	.500	0-0	.000	0	4	4	4.0	2	7	1	0	0	14	10.5
Miami (FL)	12/01/2021	*	35:10	2-8	.250	0-3	.000	0-1	.000	2	6	8	4.6	3	4	2	0	0	4	9.6
Ohio St.	12/05/2021	*	40:00	8-15	.533	2-7	.286	5-5	1.000	1	3	4	4.5	2	3	4	0	0	23	11.3
Wagner	12/08/2021	*	34:37	6-11	.545	2-4	.500	2-3	.667	0	4	4	4.4	0	4	1	0	0	16	11.8
at Michigan St.	12/11/2021	*	38:54	6-15	.400	1-5	.200	0-0	.000	0	4	4	4.4	4	5	0	0	3	13	11.9
Indiana	01/02/2022	*	33:35	6-16	.375	3-6	.500	0-0	.000	0	1	1	4.1	2	2	4	0	1	15	12.2
at Northwestern	01/05/2022	*	36:29	7-13	.538	1-3	.333	3-4	.750	1	5	6	4.3	4	4	1	0	1	18	12.7
Purdue	01/08/2022	*	39:06	9-20	.450	2-7	.286	1-1	1.000	1	2	3	4.2	1	10	2	0	2	21	13.3
Rutgers	01/11/2022	*	33:16	7-15	.467	1-5	.200	0-0	.000	0	3	3	4.1	0	1	1	0	0	15	13.4
at Ohio St.	01/16/2022	*	40:00	4-11	.364	1-3	.333	2-4	.500	1	2	3	4.0	4	5	1	3	2	11	13.3
at Iowa	01/22/2022	*	37:05	5-12	.417	1-6	.167	3-4	.750	0	3	3	3.9	0	3	4	0	2	14	13.3
at Indiana	01/26/2022	*	26:30	5-11	.455	4-7	.571	0-0	.000	0	5	5	4.0	0	5	0	0	1	14	13.4
Iowa	01/31/2022	*	48:59	5-16	.313	2-9	.222	1-1	1.000	1	6	7	4.2	2	2	0	1	2	13	13.3
at Wisconsin	02/05/2022	*	36:58	2-13	.154	0-4	.000	0-0	.000	0	2	2	4.1	2	3	1	2	1	4	12.8
Michigan	02/08/2022	*	40:00	6-16	.375	2-7	.286	0-0	.000	0	1	1	3.9	3	2	1	2	1	14	12.9
at Minnesota	02/12/2022	*	40:00	4-12	.333	0-2	.000	2-3	.667	1	3	4	3.9	1	6	1	1	0	10	12.8
Michigan St.	02/15/2022	*	39:29	3-9	.333	2-5	.400	2-2	1.000	0	4	4	3.9	1	3	1	0	3	10	12.6
Minnesota	02/17/2022	*	31:15	9-14	.643	2-4	.500	0-0	.000	0	4	4	3.9	0	3	1	2	2	20	13.0
at Maryland	02/21/2022	*	40:00	6-18	.333	1-5	.200	0-0	.000	1	5	6	4.0	0	6	3	0	4	13	13.0
Northwestern	02/25/2022	*	39:06	5-10	.500	1-3	.333	0-0	.000	2	3	5	4.0	3	6	3	3	1	11	12.9
Nebraska	02/27/2022	*	35:31	5-11	.455	1-4	.250	1-2	.500	1	1	2	4.0	4	5	1	1	1	12	12.8
at Illinois	03/03/2022	*	39:57	8-15	.533	1-3	.333	1-3	.333	1	4	5	4.0	5	7	3	0	1	18	13.0
at Rutgers	03/06/2022	*	37:00	3-9	.333	1-3	.333	0-0	.000	1	5	6	4.1	3	3	1	1	1	7	12.8
vs Minnesota	03/09/2022	*	40:00	9-14	.643	3-4	.750	1-2	.500	0	7	7	4.2	1	4	3	0	1	22	13.1
vs Ohio St.	03/10/2022	*	40:00	6-11	.545	1-4	.250	3-5	.600	0	8	8	4.3	3	5	1	0	1	16	13.2
<b>Totals</b>		<b>30</b>	<b>1116:50</b>	<b>155-373</b>	<b>.416</b>	<b>45-144</b>	<b>.313</b>	<b>42-58</b>	<b>.724</b>	<b>17</b>	<b>112</b>	<b>129</b>	<b>4.3</b>	<b>56</b>	<b>129</b>	<b>53</b>	<b>19</b>	<b>33</b>	<b>397</b>	<b>13.2</b>

## STAT HIGHS

	2021-22 Season	Career	Big Ten
Points	23, vs. Ohio State, 12/5/21	46, vs. Quinnipiac (30T), 2/17/19	23, vs. Ohio State, 12/5/21
Rebounds	8, 3x, last vs. Ohio State, 3/10/22	14, vs. Monmouth, 1/4/21	7, vs. Iowa, 1/31/22
Assists	10, vs. Purdue, 1/8/22	13, 2x, vs. Quinnipiac (30T), 2/17/19	10, vs. Purdue, 1/8/22
Blocks	3, 2x, last vs. Northwestern, 2/25/22	4, vs. Rider, 3/9/19	3, 2x, last vs. Northwestern, 2/25/22
Steals	4, at Maryland, 2/21/22	7, vs. Colgate, 11/24/18	4, at Maryland, 2/21/22
Minutes	49, vs. Iowa, 1/31/22	55, at Yale (30T), 11/20/19	49, vs. Iowa, 1/31/22
FG Made	9, 3x, last vs. Minnesota, 3/9/22	14, vs. Quinnipiac (30T), 2/17/19	9, 2x, last vs. Minnesota, 2/17/22
FG Attempted	20, vs. Purdue, 1/8/22	26, vs. Quinnipiac (30T), 2/17/19	20, vs. Purdue, 1/8/22
3-Point FG Made	4, 3x, last at Indiana, 1/26/22	5, 3x, last vs. Canisius, 3/4/21	4, at Indiana, 1/26/22
3-Point FG Attempted	9, vs. Iowa, 1/31/22	11, 2x, last at Canisius, 1/17/20	9, vs. Iowa, 1/31/22
FT Made	8, vs. Cornell, 11/22/21	14, vs. Quinnipiac (30T), 2/17/19	5, vs. Ohio State, 12/5/21
FT Attempted	11, vs. Cornell, 11/22/21	17, vs. Quinnipiac (30T), 2/17/19	5, vs. Ohio State, 12/5/21

## 2021-22 NOTES

- Team's leading scorer, averaged 13.8 points per conference game in addition to 4.2 assists and 3.9 rebounds per game.
- Stuffed the stat sheet with 18 points, 7 assists and 5 rebounds in close loss at #20 Illinois (3/3).
- Went off for 20 points on 9-of-14 shooting in win over Minnesota (2/17), while adding 4 rebounds, 3 assists, 2 blocks and 2 steals.
- Registered first double-double in Penn State uniform against #3 Purdue (1/8) with team-best 21 points and season-high 10 assists.
- Had a strong all-around effort in road win at Northwestern (1/5), chipping in 18 points, 6 rebounds and 4 assists.
- Tallied a team-best 15 points in win over Indiana (1/2).
- Tied for the team lead with 16 points against Wagner (12/8)...dished 4 assists, including the 500th of his career.
- Led the way for Penn State in the Big Ten opener vs. Ohio State (12/5) with a season-best 23 points...Shot 53.3% (8-15) from the field and 100% (5-5) from the free throw line...Thirteen of his game-high 23 points came in the second half as Penn State mounted a comeback attempt.
- Had two big games at the Emerald Coast Classic, contributing 14 points and a season-high 8 rebounds against LSU (11/26) while playing all 45 minutes...followed that with a game-high 14-point, 7-assist, 4-rebound performance against Oregon State (11/27).
- Scored 11 of his 15 points in the final seven minutes of Penn State's comeback victory over Cornell (11/22)...finished 8-for-11 from the charity stripe and added 6 assists and 4 rebounds.
- Transferred to Penn State after highly-decorated and successful three seasons at Siena, which included honors as the 2019-20 MAAC Player of the Year and 2018-19 MAAC Rookie of the Year...three-time first-team All-MAAC honoree.



# 23 Dallion JOHNSON

So. • Guard • 6-3 • 182 lbs.  
 Haverhill, Mass./Phillips Academy  
 Major: Kinesiology



## CAREER STATS

SEASON	TEAM	GP-GS	MIN/AVG	Field Goals		3-Point		F-Throws		Rebounds				Scoring						
				FG-FGA	FG%	3FG-3FGA	3FG%	FT-FTA	FT%	OFF	DEF	TOT	AVG	PF-FO	A	TO	BLK	STL	PTS	AVG
2020-21	PSU	8-0	16/2.0	2-7	.286	1-6	.167	0-0	.000	1	2	3	0.4	1-0	1	0	0	0	5	0.6
2021-22	PSU	28-13	397/14.2	33-94	.351	26-68	.382	7-8	.875	3	30	33	1.2	22-0	10	12	0	4	99	3.5
<b>TOTAL</b>		<b>36-13</b>	<b>413/11.5</b>	<b>35-101</b>	<b>.347</b>	<b>27-74</b>	<b>.365</b>	<b>7-8</b>	<b>.875</b>	<b>4</b>	<b>32</b>	<b>36</b>	<b>1.0</b>	<b>23-0</b>	<b>11</b>	<b>12</b>	<b>0</b>	<b>4</b>	<b>104</b>	<b>2.9</b>

## 2021-22 GAME-BY-GAME STATS

Opponent	Date	GS	MIN	Total		3-Pointers		Free throws		Rebounds				PF				PTS	AVG		
				FG-FGA	PCT	3FG-3FGA	PCT	FT-FTA	PCT	OFF	DEF	TOT	AVG	PF	A	TO	BLK			STL	
Youngstown St.	11/10/2021		05:46	1-2	.500	1-2	.500	0-0	.000	0	0	0	0.0	1	0	0	0	0	3	3.0	
at Massachusetts	11/15/2021		10:59	1-4	.250	0-2	.000	0-0	.000	0	1	1	0.5	2	0	0	0	0	2	2.5	
St. Francis Brooklyn	11/18/2021		09:43	0-3	.000	0-0	.000	0-0	.000	0	1	1	0.7	1	0	0	0	0	1.7		
Cornell	11/22/2021		02:30	1-2	.500	1-2	.500	0-0	.000	0	0	0	0.5	1	0	0	0	0	3	2.0	
vs Oregon St.	11/27/2021		15:57	3-6	.500	3-5	.600	0-0	.000	1	2	3	1.0	2	0	0	0	0	9	3.4	
Miami (FL)	12/01/2021		05:21	0-1	.000	0-0	.000	0-0	.000	0	0	0	0.8	0	1	0	0	0	0	2.8	
Ohio St.	12/05/2021		14:53	0-0	.000	0-0	.000	0-0	.000	0	0	0	0.7	0	1	0	0	0	0	2.4	
Wagner	12/08/2021		06:15	0-1	.000	0-1	.000	0-0	.000	0	0	0	0.6	3	1	1	0	0	0	2.1	
Indiana	01/02/2022		03:51	0-0	.000	0-0	.000	0-0	.000	0	0	0	0.6	0	0	1	0	0	0	1.9	
at Northwestern	01/05/2022		04:21	1-2	.500	1-2	.500	2-2	1.000	0	0	0	0.5	0	0	0	0	0	5	2.2	
Purdue	01/08/2022		11:26	1-2	.500	1-2	.500	0-0	.000	0	1	1	0.5	0	0	0	0	0	3	2.3	
Rutgers	01/11/2022		01:16	0-0	.000	0-0	.000	0-0	.000	0	0	0	0.5	0	0	0	0	0	0	2.1	
at Ohio St.	01/16/2022		19:06	2-6	.333	1-5	.200	0-0	.000	0	0	0	0.5	3	0	0	0	0	5	2.3	
at Iowa	01/22/2022		00:18	0-0	.000	0-0	.000	0-0	.000	0	0	0	0.4	1	0	0	0	0	0	2.1	
at Indiana	01/26/2022		17:53	1-3	.333	1-1	1.000	0-0	.000	0	1	1	0.5	0	0	0	0	1	3	2.2	
Iowa	01/31/2022	*	13:29	2-3	.667	0-1	.000	0-0	.000	0	1	1	0.5	1	1	0	0	0	4	2.3	
at Wisconsin	02/05/2022	*	11:55	2-4	.500	2-3	.667	0-0	.000	0	4	4	0.7	1	0	0	0	0	6	2.5	
Michigan	02/08/2022	*	13:09	1-4	.250	1-4	.250	0-0	.000	0	2	2	0.8	1	1	0	0	0	3	2.6	
at Minnesota	02/12/2022	*	32:30	1-4	.250	1-3	.333	0-0	.000	1	4	5	1.0	2	1	1	0	0	3	2.6	
Michigan St.	02/15/2022	*	24:22	1-3	.333	1-2	.500	2-2	1.000	0	0	0	1.0	1	0	0	0	0	5	2.7	
Minnesota	02/17/2022	*	23:27	2-6	.333	1-2	.500	3-3	1.000	0	1	1	1.0	0	0	2	0	1	8	3.0	
at Maryland	02/21/2022	*	23:52	1-3	.333	1-2	.500	0-0	.000	0	0	0	0.9	0	0	1	0	1	3	3.0	
Northwestern	02/25/2022	*	26:07	5-9	.556	5-9	.556	0-1	.000	0	2	2	1.0	1	2	1	0	0	15	3.5	
Nebraska	02/27/2022	*	26:24	4-10	.400	3-8	.375	0-0	.000	0	3	3	1.0	1	2	2	0	1	11	3.8	
at Illinois	03/03/2022	*	28:04	2-5	.400	2-3	.667	0-0	.000	0	4	4	1.2	0	1	0	0	0	6	3.9	
at Rutgers	03/06/2022	*	10:06	0-4	.000	0-4	.000	0-0	.000	0	1	1	1.2	0	0	0	0	0	0	3.7	
vs Minnesota	03/09/2022	*	19:45	0-5	.000	0-4	.000	0-0	.000	1	1	2	1.2	0	0	1	0	0	0	3.6	
vs Ohio St.	03/10/2022	*	14:21	1-2	.500	0-1	.000	0-0	.000	0	1	1	1.2	0	0	1	0	0	2	3.5	
<b>Totals</b>			<b>13</b>	<b>397:06</b>	<b>33-94</b>	<b>.351</b>	<b>26-68</b>	<b>.382</b>	<b>7-8</b>	<b>.875</b>	<b>3</b>	<b>30</b>	<b>33</b>	<b>1.2</b>	<b>22</b>	<b>10</b>	<b>12</b>	<b>0</b>	<b>4</b>	<b>99</b>	<b>3.5</b>

## STAT HIGHS

	2021-22 Season	Career	Big Ten
Points	15, vs. Northwestern, 2/25/22	15, vs. Northwestern, 2/25/22	15, vs. Northwestern, 2/25/22
Rebounds	5, at Minnesota, 2/12/22	5, at Minnesota, 2/12/22	5, at Minnesota, 2/12/22
Assists	2, 2x, last vs. Nebraska, 2/27/22	2, 2x, last vs. Nebraska, 2/27/22	2, 2x, last vs. Nebraska, 2/27/22
Blocks	--	1, VMI, 11/28/20	--
Steals	1, 4x, last vs. Nebraska, 2/27/22	1, 4x, last vs. Nebraska, 2/27/22	1, 4x, last vs. Nebraska, 2/27/22
Minutes	32, at Minnesota, 2/12/22	32, at Minnesota, 2/12/22	32, at Minnesota, 2/12/22
FG Made	5, vs. Northwestern, 2/25/22	5, vs. Northwestern, 2/25/22	5, vs. Northwestern, 2/25/22
FG Attempted	10, vs. Nebraska, 2/27/22	10, vs. Nebraska, 2/27/22	10, vs. Nebraska, 2/27/22
3-Point FG Made	5, vs. Northwestern, 2/25/22	5, vs. Northwestern, 2/25/22	5, vs. Northwestern, 2/25/22
3-Point FG Attempted	9, vs. Northwestern, 2/25/22	9, vs. Northwestern, 2/25/22	9, vs. Northwestern, 2/25/22
FT Made	3, 3x, last vs. Minnesota, 2/17/22	3, 3x, last vs. Minnesota, 2/17/22	3, 3x, last vs. Minnesota, 2/17/22
FT Attempted	3, 3x, last vs. Minnesota, 2/17/22	3, 3x, last vs. Minnesota, 2/17/22	3, 3x, last vs. Minnesota, 2/17/22

## 2021-22 NOTES

- Went off for a career-best 15 points behind a 5-for-9 effort from downtown in win over Northwestern (2/25).
- Scored eight points in dominant win over Minnesota (2/17).
- Had 5 points including 2 free throws in the final seconds that iced the win over #19 Michigan State (2/15).
- Pulled down career-high 5 rebounds in career-best 32 minutes at Minnesota (2/12).
- Hit a pair of big 3-pointers to spark a rally at #11 Wisconsin (2/5), finishing with 6 points and a career-best 4 rebounds.
- Got first-career start in win over Iowa (1/31), tallying four points, a rebound and an assist in 13 minutes of action.
- Played a career-high 19 minutes at Ohio State (1/16), finishing with five points.
- Hit a 3-pointer that sparked Penn State's rally against #3 Purdue (1/8) as the Nittany Lions erased a 13-point second-half deficit to take a one-point lead.
- Chipped in five huge points in comeback win at Northwestern (1/5), a new Big Ten career best.
- Drained a trio of three-pointers to tally a career-high 9 points against Oregon State (11/27).
- Connected on a three-pointer against Cornell (11/22).
- Saw just under 10 minutes of action against St. Francis Brooklyn and recorded a rebound (11/18).
- Played a career-high 11 minutes at UMass (11/15).
- Drained a 3-pointer in season opener vs. Youngstown State (11/10).
- Returns for sophomore season after seeing action in eight games as a freshman in 2020-21...scored five points and grabbed three rebounds in 16 minutes of action during rookie season.

# 33 Andy CHRISTOS

So. • Guard • 6-5 • 179 lbs.  
Madison, N.J./Madison  
Major: Business



## CAREER STATS

SEASON	TEAM	GP-GS	MIN/AVG	Field Goals		3-Point		F-Throws		Rebounds				Scoring							
				FG-FGA	FG%	3FG-3FGA	3FG%	FT-FTA	FT%	OFF	DEF	TOT	AVG	PF-FO	A	TO	BLK	STL	PTS	AVG	
2021-22	PSU	4-0	9/2.3	0-1	.000	0-1	.000	0-0	.000	0	1	1	0.3	1-0	0	0	0	0	0	0	0.0
<b>TOTAL</b>		<b>4-0</b>	<b>9/2.3</b>	<b>0-1</b>	<b>.000</b>	<b>0-1</b>	<b>.000</b>	<b>0-0</b>	<b>.000</b>	<b>0</b>	<b>1</b>	<b>1</b>	<b>0.3</b>	<b>1-0</b>	<b>0</b>	<b>0</b>	<b>0</b>	<b>0</b>	<b>0</b>	<b>0</b>	<b>0.0</b>

## 2021-22 GAME-BY-GAME STATS

Opponent	Date	GS	MIN	Total		3-Pointers		Free throws		Rebounds				PF	A	TO	BLK	STL	PTS	AVG
				FG-FGA	PCT	3FG-3FGA	PCT	FT-FTA	PCT	OFF	DEF	TOT	AVG							
Wagner	12/08/2021		01:23	0-1	.000	0-1	.000	0-0	.000	0	0	0	0.0	0	0	0	0	0	0	0.0
Minnesota	02/17/2022		03:25	0-0	.000	0-0	.000	0-0	.000	0	1	1	0.5	1	0	0	0	0	0	0.0
Nebraska	02/27/2022		03:38	0-0	.000	0-0	.000	0-0	.000	0	0	0	0.3	0	0	0	0	0	0	0.0
vs Minnesota	03/09/2022		00:36	0-0	.000	0-0	.000	0-0	.000	0	0	0	0.3	0	0	0	0	0	0	0.0
<b>Totals</b>			<b>09:02</b>	<b>0-1</b>	<b>.000</b>	<b>0-1</b>	<b>.000</b>	<b>0-0</b>	<b>.000</b>	<b>0</b>	<b>1</b>	<b>1</b>	<b>0.3</b>	<b>1</b>	<b>0</b>	<b>0</b>	<b>0</b>	<b>0</b>	<b>0</b>	<b>0.0</b>

## STAT HIGHS

	2021-22 Season	Career	Big Ten
Points	---	---	-----
Rebounds	1, vs. Minnesota, 2/17/22	1, vs. Minnesota, 2/17/22	1, vs. Minnesota, 2/17/22
Assists	---	---	---
Blocks	---	---	---
Steals	---	---	---
Minutes	3, vs. Nebraska, 2/27/22	3, vs. Nebraska, 2/27/22	3, vs. Nebraska, 2/27/22
FG Made	---	---	---
FG Attempted	1, vs. Wagner, 12/8/21	1, vs. Wagner, 12/8/21	---
3-Point FG Made	---	---	---
3-Point FG Attempted	1, vs. Wagner, 12/8/21	1, vs. Wagner, 12/8/21	---
FT Made	---	---	---
FT Attempted	---	---	---

## 2021-22 NOTES

- Played career-best 3:38 against Nebraska (2/27).
- Grabbed a rebound in three minutes of action against Minnesota (2/17).
- Saw first career action against Wagner (12/8).
- Second season as a walk-on with Penn State.

# 35 Ishaan JAGIASI

Jr. • Guard • 6-1 • 180 lbs.  
 Wilmington, Del./Huntington Prep (W.V.)  
 Major: Economics



## CAREER STATS

SEASON	TEAM	GP-GS	MIN/AVG	Field Goals		3-Point		F-Throws		Rebounds				Scoring							
				FG-FGA	FG%	3FG-3FGA	3FG%	FT-FTA	FT%	OFF	DEF	TOT	AVG	PF	FO	A	TO	BLK	STL	PTS	AVG
2021-22	PSU	2-0	2/1.1	0-0	.000	0-0	.000	0-0	.000	0	0	0	0.0	0	0	0	0	0	0	0	0.0
<b>TOTAL</b>		<b>2-0</b>	<b>2/1.1</b>	<b>0-0</b>	<b>.000</b>	<b>0-0</b>	<b>.000</b>	<b>0-0</b>	<b>.000</b>	<b>0</b>	<b>0</b>	<b>0</b>	<b>0.0</b>	<b>0-0</b>	<b>0</b>	<b>0</b>	<b>0</b>	<b>0</b>	<b>0</b>	<b>0</b>	<b>0.0</b>

## 2021-22 GAME-BY-GAME STATS

Opponent	Date	GS	MIN	Total		3-Pointers		Free throws		Rebounds				PF	A	TO	BLK	STL	PTS	AVG
				FG-FGA	PCT	3FG-3FGA	PCT	FT-FTA	PCT	OFF	DEF	TOT	AVG							
Wagner	12/08/2021		00:01	0-0	.000	0-0	.000	0-0	.000	0	0	0	0.0	0	0	0	0	0	0	0.0
Minnesota	02/17/2022		02:15	0-0	.000	0-0	.000	0-0	.000	0	0	0	0.0	0	0	0	0	0	0	0.0
<b>Totals</b>			<b>0 02:16</b>	<b>0-0</b>	<b>.000</b>	<b>0-0</b>	<b>.000</b>	<b>0-0</b>	<b>.000</b>	<b>0</b>	<b>0</b>	<b>0</b>	<b>0.0</b>	<b>0</b>	<b>0</b>	<b>0</b>	<b>0</b>	<b>0</b>	<b>0</b>	<b>0.0</b>

## STAT HIGHS

	2021-22 Season	Career	Big Ten
Points	---	---	-----
Rebounds	---	---	---
Assists	---	---	---
Blocks	---	---	---
Steals	---	---	---
Minutes	2, vs. Minnesota, 2/17/22	2, vs. Minnesota, 2/17/22	2, vs. Minnesota, 2/17/22
FG Made	---	---	---
FG Attempted	---	---	---
3-Point FG Made	---	---	---
3-Point FG Attempted	---	---	---
FT Made	---	---	---
FT Attempted	---	---	---

## 2021-22 NOTES

- Played two minutes in dominant win over Minnesota (2/17).
- Saw first career action against Wagner (12/8).
- Joined team as a walk-on in fall 2021.

**GAME 1: Penn State 75, Youngstown State 59**  
Nov. 10, 2021 - Bryce Jordan Center - University Park, Pa.

Youngstown St. 59 • 0-1,0-0 Horizon

#	Player	Total		3-Ptr		Rebounds			PF	TP	A	TO	Blk	Stl	Min
		FG-FGA	FG-FGA	FT-FTA	Off	Def	Tot								
31	Michael Akuchie	9-18	4-7	0-0	4	6	10	2	22	1	4	0	0	37	
02	Tevin Olison	1-9	0-5	0-0	1	0	1	2	2	0	1	0	0	22	
05	Dwayne Cohill	2-9	1-3	0-0	0	3	3	2	5	2	0	1	2	31	
22	Shemar Rathan-Mayes	3-5	1-1	3-6	0	3	3	3	10	0	0	0	0	27	
32	Garrett Covington	4-7	1-2	2-4	1	4	5	1	11	1	2	0	1	35	
01	Jamir Thomas	0-0	0-0	0-0	0	0	0	3	0	0	1	0	0	3	
10	Luke Chicone	0-1	0-0	0-0	0	0	0	2	0	2	0	0	1	13	
15	Myles Hunter	0-0	0-0	0-0	0	2	2	1	0	2	0	0	1	15	
24	Chris Shelton	3-7	3-6	0-0	0	0	0	1	9	0	0	0	0	17	
Team						0	1	1							
Totals		22-56	10-24	5-10	6	19	25	17	59	8	8	1	5	200	

FG % 1st Half: 11-25 44.0% 2nd half: 11-31 35.5% Game: 22-56 39.3% Deadball Rebounds: 2  
3FG % 1st Half: 3-11 27.3% 2nd half: 7-13 53.8% Game: 10-24 41.7%  
FT % 1st Half: 1-3 33.3% 2nd half: 4-7 57.1% Game: 5-10 50.0%

Penn State 75 • 1-0,0-0 Big Ten

#	Player	Total		3-Ptr		Rebounds			PF	TP	A	TO	Blk	Stl	Min
		FG-FGA	FG-FGA	FT-FTA	Off	Def	Tot								
01	Seth Lundy	9-15	3-5	2-2	0	6	6	3	23	2	2	0	1	32	
21	Harrar, John	7-7	0-0	2-4	4	10	14	2	16	1	1	0	0	26	
02	Myles Dread	0-3	0-3	0-0	0	4	4	1	0	2	2	0	0	31	
03	Sam Sessoms	8-16	0-2	1-3	2	3	5	4	17	8	2	0	2	33	
22	Pickett, Jalen	3-10	1-5	2-2	1	4	5	0	9	2	0	1	0	36	
11	Cornwall, Jaheam	1-4	1-3	0-0	0	1	1	0	3	0	1	0	0	22	
14	White, Jalanni	2-3	0-0	0-0	3	1	4	4	4	1	1	0	0	14	
23	Johnson, Dallion	1-2	1-2	0-0	0	0	0	1	3	0	0	0	0	6	
Team						2	2	4							
Totals		31-60	6-20	7-11	12	31	43	15	75	16	10	1	3	200	

FG % 1st Half: 13-32 40.6% 2nd half: 18-28 64.3% Game: 31-60 51.7% Deadball Rebounds: 2  
3FG % 1st Half: 3-12 25.0% 2nd half: 3-8 37.5% Game: 6-20 30.0%  
FT % 1st Half: 6-9 66.7% 2nd half: 1-2 50.0% Game: 7-11 63.6%

Officials: Edwin Young, Rob Riley, Kelly Pfeifer

Technical fouls: Youngstown St.-None. Penn State-None.

Attendance: 7884

2021-22 Men's Basketball. Round: 0. Penn St. vs Youngstown St. Played at Bryc

Score by periods	1st	2nd	Total
Youngstown St.	26	33	59
Penn State	35	40	75

**SHREWSBERRY ERA BEGINS WITH 75-59 WIN OVER YOUNGSTOWN STATE**

The Penn State men's basketball team opened its highly-anticipated 2021-22 campaign presented by Highmark Health with a 75-59 win over Youngstown State on Wednesday evening inside the Bryce Jordan Center.

The win marked the first under the leadership of Peter and Ann Tombras Endowed Head Coach Micah Shrewsberry.

Junior Seth Lundy led all players with a game-high 23 points on 9-of-15 shooting and 3-of-5 from beyond the arc. Senior Sam Sessoms added 17 points, with 14 coming in the second half, to go along with five rebounds and a game- and team-best eight assists.

Graduate student John Harrar registered his seventh career double-double with 16 points and a tied career-best 14 rebounds. Harrar was a perfect 7-for-7 from the field, making him the first Nittany Lion to shoot 100% from the field with at least 7 FGA since Mike Watkins was a perfect 8-for-8 at Iowa on March 5, 2017.

After an initial five-point advantage for the Nittany Lions less than two minutes in, the next 10 or so minutes would see a back-and-forth contest with seven lead changes. The Nittany Lions broke the trend by going on an 18-5 run in the final 10:57 of the stanza, holding the Penguins to shoot 2-of-14 from the field, to take a 35-26 lead at the break.

Penn State started the second half the way it ended the first, going on a 10-4 run with five points by Jalen Pickett in the first four minutes.

Youngstown State was able to cut the deficit back down to single digits and get within six points with 7:12 remaining before the Nittany Lions went on a 10-0 run in a three-minute span to go back up by 16 and force the Penguins to call a timeout. Down the stretch, the Penn State defense held the visitors to 2-of-12 from the field for an 16-point victory.

**GAME 2: UMass 81, Penn State 56**  
Nov. 15, 2021 - Mullins Center - Amherst, Mass.

Penn State 56 • 1-1,0-0 Big Ten

#	Player	Total		3-Ptr		Rebounds			PF	TP	A	TO	Blk	Stl	Min
		FG-FGA	FG-FGA	FT-FTA	Off	Def	Tot								
01	Seth Lundy	4-7	2-4	4-4	0	4	4	2	14	1	2	0	0	27	
21	Harrar, John	3-8	0-0	2-4	3	9	12	4	8	0	4	0	0	24	
03	Sam Sessoms	4-8	1-1	3-4	1	2	3	3	12	0	3	0	1	22	
11	Cornwall, Jaheam	1-4	0-2	2-2	0	2	2	0	4	3	1	0	0	29	
22	Pickett, Jalen	2-9	0-2	3-3	1	1	2	2	7	7	2	0	0	34	
02	Myles Dread	1-5	1-4	0-1	1	2	3	3	3	0	1	0	0	26	
04	Caleb Dorsey	0-0	0-0	0-0	0	0	0	0	0	0	1	0	0	6	
14	White, Jalanni	3-6	0-0	0-0	3	3	6	2	6	0	0	0	1	21	
23	Johnson, Dallion	1-4	0-2	0-0	0	1	1	2	2	0	0	0	0	11	
Team						1	1	2							
Totals		19-51	4-15	14-18	10	25	35	18	56	11	15	0	2	200	

FG % 1st Half: 10-27 37.0% 2nd half: 9-24 37.5% Game: 19-51 37.3% Deadball Rebounds: 3.1  
3FG % 1st Half: 2-10 20.0% 2nd half: 2-5 40.0% Game: 4-15 26.7%  
FT % 1st Half: 11-13 84.6% 2nd half: 3-5 60.0% Game: 14-18 77.8%

Massachusetts 81 • 2-1,0-0 Atlantic

#	Player	Total		3-Ptr		Rebounds			PF	TP	A	TO	Blk	Stl	Min
		FG-FGA	FG-FGA	FT-FTA	Off	Def	Tot								
00	Trent Buttrick	4-12	3-8	8-9	3	6	9	1	19	6	1	2	3	37	
45	Dyondre Dominguez	2-3	1-2	0-0	1	2	3	2	5	0	1	0	0	22	
11	Noah Fernandes	5-8	0-2	3-3	0	2	2	3	13	3	2	0	2	29	
22	Rich Kelly	6-10	4-7	1-2	0	1	1	1	17	4	2	0	1	35	
23	T.J. Weeks Jr.	0-4	0-2	0-0	0	3	3	2	0	0	0	0	0	16	
03	Kolton Mitchell	0-1	0-0	0-0	1	0	1	2	0	0	0	0	0	9	
10	Greg Jones	0-1	0-0	0-0	0	0	0	3	0	0	1	0	0	6	
12	C.J. Kelly	5-9	3-5	4-6	0	3	3	2	17	1	1	0	2	31	
35	Dibaji Walker	4-6	2-3	0-3	2	2	4	2	10	0	0	0	0	15	
Team						0	3	3							
Totals		26-54	13-29	16-23	7	22	29	18	81	14	8	2	8	200	

FG % 1st Half: 14-26 53.8% 2nd half: 12-28 42.9% Game: 26-54 48.1% Deadball Rebounds: 2.1  
3FG % 1st Half: 6-14 42.9% 2nd half: 7-15 46.7% Game: 13-29 44.8%  
FT % 1st Half: 3-5 60.0% 2nd half: 13-18 72.2% Game: 16-23 69.6%

Officials: Donnie Eppley, Brooks Wells, Brian Dorsey

Technical fouls: Penn State-None. Massachusetts-None.

Attendance: 3022

2021-22 Men's Basketball. Round: 0. Massachusetts vs Penn St. Played at Mulli

Score by periods	1st	2nd	Total
Penn State	33	23	56
Massachusetts	37	44	81

**PENN STATE FALLS TO HOT-SHOOTING UMASS TEAM ON THE ROAD**

The Penn State men's basketball team fell to the UMass Minutemen, 81-56, Monday evening at the Mullins Center in the first road test of the 2021-22 campaign presented by Highmark Health.

Junior Seth Lundy led the team in scoring for the second-straight game, finishing with 14 points. Senior Sam Sessoms added 12 points while graduate student John Harrar recorded a game-high 12 boards.

After an opening 3-pointer by Seth Lundy, Penn State struggled to get shots down through the first nearly five minutes, going 2-of-8 from the field to trail 10-5 at the first media timeout.

The Nittany Lion defense then held the Minutemen to just one field goal in the next three minutes as they would go on a 7-2 run to tie the game at 12-12 at the under-12 timeout.

The final three minutes of the half would finish with an 8-0 run by UMass and then a 5-0 run by Penn State after a 30-second half to get within four, 37-33, at the break. The Nittany Lions scored 11 points from the free throw line and had 12 second-chance points thanks to seven offensive boards in the first 20 minutes.

UMass started the second half on a 20-4 run to take a double-digit lead that would remain for the rest of the game.

Penn State held a 26-14 edge in points in the paint, but the Minutemen were hot from deep, shooting 44.8 percent (13-for-29) from 3-point range and scoring 39 points off the 3-pointer.



**GAME 3: Penn State 74, St. Francis (NY) 59**  
Nov. 18, 2021 - Bryce Jordan Center - University Park, Pa.

St. Francis Brooklyn 59 • 0-3,0-0 NEC

#	Player	Total		3-Ptr		Rebounds			PF	TP	A	TO	Blk	Stl	Min	
		FG-FGA	FG-FGA	FT-FTA	Off	Def	Tot									
01	Patrick Emilien	f	7-17	0-1	2-4	3	3	6	3	16	1	3	0	2	34	
12	Vuk Stevanic	f	1-2	0-1	0-0	1	0	1	2	2	1	0	0	0	10	
00	Tedrick Wilcox Jr.	g	3-5	3-4	0-2	0	1	1	2	9	0	0	0	1	16	
03	Rob Higgins	g	4-10	0-4	0-0	2	2	4	2	8	3	0	0	5	36	
11	Michael Cabbage	g	0-6	0-1	0-0	0	4	4	0	0	2	2	0	0	23	
05	Larry Moreno	g	3-4	2-3	0-0	0	0	0	4	8	1	2	0	0	20	
15	Trey Quartlebaum	g	1-5	0-3	0-0	1	3	4	0	2	1	2	0	0	26	
24	Baha' de Ha' dara	g	4-4	1-1	0-0	0	0	0	3	9	1	1	0	1	18	
32	Jack Hemphill	g	2-8	1-4	0-0	2	3	5	4	5	1	0	2	0	17	
	Team					0	1	1								
<b>Totals</b>			25-61	7-22	2-6	9	17	26	20	59	11	10	2	9	200	
FG % 1st Half:		12-32	37.5%	2nd half:	13-29	44.8%	Game:		25-61	41.0%	Deadball Rebound:		3			
3FG % 1st Half:		3-13	23.1%	2nd half:	4-9	44.4%	Game:		7-22	31.8%						
FT % 1st Half:		0-0	0.0%	2nd half:	2-6	33.3%	Game:		2-6	33.3%						

Penn State 74 • 2-1,0-0 Big Ten

#	Player	Total		3-Ptr		Rebounds			PF	TP	A	TO	Blk	Stl	Min	
		FG-FGA	FG-FGA	FT-FTA	Off	Def	Tot									
01	Seth Lundy	f	2-6	2-4	5-6	0	6	6	1	11	2	6	0	1	35	
14	White, Jalanni	f	4-5	0-0	0-1	4	3	7	5	8	2	1	0	0	17	
21	Harrar, John	f	5-6	0-0	4-7	5	8	13	2	14	1	2	0	0	30	
03	Sam Sessoms	g	10-13	0-1	6-7	0	3	3	0	26	1	2	0	1	34	
22	Pickett, Jalen	g	1-7	0-2	2-2	0	1	1	0	4	3	2	0	0	32	
02	Myles Dread	g	2-5	2-5	0-0	0	2	2	0	6	2	0	0	3	22	
04	Caleb Dorsey	g	0-0	0-0	0-0	0	1	1	1	0	0	0	0	0	4	
11	Cornwall, Jaheam	g	2-4	1-3	0-0	0	1	1	0	5	0	1	0	0	17	
23	Johnson, Dallion	g	0-3	0-0	0-0	0	1	1	1	0	0	0	0	0	9	
	Team					0	1	1								
<b>Totals</b>			26-49	5-15	17-23	9	27	36	10	74	11	15	0	5	200	
FG % 1st Half:		16-28	57.1%	2nd half:	10-21	47.6%	Game:		26-49	53.1%	Deadball Rebound:		3.1			
3FG % 1st Half:		3-9	33.3%	2nd half:	2-6	33.3%	Game:		5-15	33.3%						
FT % 1st Half:		5-6	83.3%	2nd half:	12-17	70.6%	Game:		17-23	73.9%						

Officials: Brian McNutt, Brian Dorsey, Bill Ek  
Technical fouls: St. Francis Brooklyn-None, Penn State-None.  
Attendance: 7769  
2021-22 Men's Basketball. Round: 0. Penn St. vs St. Francis Brooklyn. Played at

Score by periods	1st	2nd	Total
St. Francis Brooklyn	27	32	59
Penn State	40	34	74

**GAME 4: Penn State 85, Cornell 74**  
Nov. 22, 2021 - Bryce Jordan Center - University Park, Pa.

Cornell 74 • 4-1,0-0 Ivy Leag

#	Player	Total		3-Ptr		Rebounds			PF	TP	A	TO	Blk	Stl	Min	
		FG-FGA	FG-FGA	FT-FTA	Off	Def	Tot									
12	Kobe Dickson	f	3-6	1-2	1-2	4	1	5	4	8	6	3	1	1	24	
23	Jordan Jones	f	2-7	1-5	1-1	0	2	2	5	6	0	1	0	1	26	
04	Greg Dolan	g	3-7	0-2	0-2	2	3	5	0	6	1	0	0	0	20	
13	Sarju Patel	g	5-11	3-4	2-2	0	5	5	1	15	1	0	0	1	23	
30	Chris Manon	g	5-9	0-2	2-3	1	3	4	2	12	0	2	0	2	17	
02	Marcus Filien	g	0-0	0-0	0-0	0	1	1	2	0	0	0	0	0	4	
05	Nazir Williams	g	3-6	2-3	6-6	0	4	4	1	14	1	2	0	0	19	
15	Keller Boothby	g	1-4	1-4	2-2	0	3	3	2	5	1	0	0	1	23	
20	Sean Hansen	g	1-2	0-1	0-1	1	0	1	1	2	2	1	0	0	11	
21	Guy Ragland Jr.	g	0-5	0-5	0-0	1	0	1	0	0	0	0	0	0	6	
24	Max Samberg	g	0-0	0-0	0-0	0	0	0	1	0	0	0	0	0	1	
25	Dean Noll	g	2-6	1-2	0-0	1	2	3	2	5	1	0	0	2	18	
31	Isaiah Gray	g	0-3	0-2	1-2	0	1	1	1	1	0	0	0	1	8	
	Team					3	1	4								
<b>Totals</b>			25-66	9-32	15-21	13	26	39	22	74	13	9	1	9	200	
FG % 1st Half:		12-32	37.5%	2nd half:	13-34	38.2%	Game:		25-66	37.9%	Deadball Rebound:		2			
3FG % 1st Half:		8-19	42.1%	2nd half:	7-15	46.7%	Game:		9-32	28.1%						
FT % 1st Half:		8-9	88.9%	2nd half:	7-12	58.3%	Game:		15-21	71.4%						

Penn State 85 • 3-1,0-0 Big Ten

#	Player	Total		3-Ptr		Rebounds			PF	TP	A	TO	Blk	Stl	Min	
		FG-FGA	FG-FGA	FT-FTA	Off	Def	Tot									
01	Seth Lundy	f	9-13	5-8	0-1	2	5	7	3	23	0	4	1	1	37	
21	Harrar, John	f	3-5	0-0	1-2	3	9	12	4	7	1	1	2	1	32	
02	Myles Dread	g	1-6	1-6	2-2	0	2	2	2	5	4	1	0	2	34	
03	Sam Sessoms	g	6-11	6-7	4-4	1	5	6	2	22	4	4	0	1	34	
22	Pickett, Jalen	g	3-10	1-6	8-11	0	4	4	2	15	6	3	1	1	32	
11	Cornwall, Jaheam	g	1-5	1-5	0-0	0	4	4	4	3	1	1	1	0	20	
14	White, Jalanni	g	3-3	0-0	1-1	0	3	3	1	7	0	0	1	0	8	
23	Johnson, Dallion	g	1-2	1-2	0-0	0	0	0	1	3	0	0	0	0	3	
	Team					0	0	0								
<b>Totals</b>			27-55	15-34	16-21	6	32	38	19	85	16	14	6	6	200	
FG % 1st Half:		15-31	48.4%	2nd half:	12-24	50.0%	Game:		27-55	49.1%	Deadball Rebound:		1			
3FG % 1st Half:		8-19	42.1%	2nd half:	7-15	46.7%	Game:		15-34	44.1%						
FT % 1st Half:		3-5	60.0%	2nd half:	13-16	81.3%	Game:		16-21	76.2%						

Officials: Chad Barlow, Edwin Young, Chris Beaver  
Technical fouls: Cornell-None, Penn State-None.  
Attendance: 7515  
2021-22 Men's Basketball. Round: 0. Cornell vs Penn St. Played at Bryce Jorda

Score by periods	1st	2nd	Total
Cornell	38	36	74
Penn State	41	44	85

**PENN STATE TOPS PREVIOUSLY UNDEFEATED CORNELL, 85-74**

Three-point firepower and a 21-7 game-closing run in the final six minutes led the Penn State men's basketball team to a gritty 85-74 come-back victory over previously unbeaten Cornell Monday night inside the Bryce Jordan Center.

Penn State trailed 67-64 with six minutes to play before a trey from senior Jalen Pickett was followed by three more Nittany Lion three-pointers, two from senior Sam Sessoms and one from senior Myles Dread, to comprise a 12-4 streak that turned Penn State's three-point deficit into a five-point lead at the 3:38 mark. The Nittany Lions' free-throw shooting and defense took it from there, as Penn State shot 9-for-10 from the charity stripe in the final three minutes and held the Big Red to a 1-for-8 clip from the field en route to the 85-74 victory.

Sessoms and junior Seth Lundy accounted for 11 of the Nittany Lions' 15 3-pointers, as Sessoms went 6-7 and Lundy went 5-8 from beyond the arc, respectively.

Lundy finished with a game-high 23 points, his second 20-plus point performance of the season and sixth of his career. He added a season-high seven rebounds plus a block and a steal. Sessoms added 22, all from either beyond the arc or the charity stripe, for his second-straight game with at least 20 points, plus six rebounds, four assists and a steal to stuff the stat sheet.

Senior transfer Jalen Pickett was the third Nittany Lion in double digits with a season-high 15 points, plus six assists, four rebounds, a block and a steal.

Graduate student John Harrar had a game-high 12 rebounds to now record double-digit boards in each game this season.

**PENN STATE BOUNCES BACK WITH 74-59 WIN OVER ST. FRANCIS BROOKLYN**

Twenty-six points from senior Sam Sessoms and the second double-double of the season from graduate student John Harrar helped lead the Penn State men's basketball team to a 74-59 victory over St. Francis Brooklyn Thursday evening inside the Bryce Jordan Center.

Sessoms led all players with 26 points, a personal best as a Nittany Lion for the second-year transfer. Harrar posted his second double-double of the season and eighth of his career with 14 points on 5-of-6 from the field and a game-high 13 rebounds.

Junior Seth Lundy added 11 points while senior Jalanni White made his first start as a Nittany Lion and recorded eight points off a 4-of-5 from the field with seven rebounds.

After initially trailing 6-2 to start the contest, Penn State went on a 12-5 run through the under-12 media timeout to take a 14-11 lead and never looked back.

The Nittany Lions led by nine, 24-15, midway through the first half thanks to two quick 3-pointers by Lundy prior to the under-8 media timeout.

Sam Sessoms would then score Penn State's final six points of the half, and totaled 14 in the final six minutes, to put the home team ahead by 13 at the break, 40-27.

The second half started with back-and-forth scoring as the Nittany Lions would lead by as much as 16.

Both teams would see periods of scoring droughts through the second half as Penn State outscored Saint Francis Brooklyn, 34-32, in the second stanza to maintain a double-digit lead into victory.

# PAGE 34 | PENN STATE AT 2022 BIG TEN TOURNAMENT

## GAME 5: LSU 68, Penn State 63 (OT)

Nov. 26, 2021 - Raider Arena - Niceville, Fla.

**Emerald Coast Classic**

**Penn State 63 • 3-2,0-0 Big Ten**

#	Player	Total			3-Ptr			Rebounds			PF	TP	A	TO	Blk	Stl	Min
		FG-FGA	FG-FGA	FT-FTA	FG-FGA	FG-FGA	FT-FTA	Off	Def	Tot							
01	Seth Lundy	f	3-16	1-11	1-1	1	3	4	3	8	1	2	0	0	0	37	
21	Harrar, John	f	3-4	0-0	1-3	3	4	7	4	7	2	2	1	0	34		
02	Myles Dread	g	4-10	3-9	0-0	0	2	2	5	11	2	0	0	1	38		
03	Sam Sessoms	g	6-11	1-5	0-0	3	7	10	1	13	5	5	1	0	43		
22	Pickett, Jalen	g	5-9	4-8	0-0	1	7	8	2	14	3	5	1	1	45		
11	Cornwall, Jaheam	g	3-5	3-5	0-0	0	1	1	1	9	1	1	0	0	20		
14	White, Jalanni	g	0-1	0-0	1-2	0	3	3	1	1	0	0	0	0	8		
<b>Team</b>						0	0	0									
<b>Totals</b>			24-56	12-38	3-6	8	27	35	17	63	14	16	3	2	225		

FG % 1st Half: 10-27 37.0% 2nd half: 12-23 52.2% OT: 2-6 33.3% Game: 24-56 42.9% Deadball Rebound: 1.5  
 3FG % 1st Half: 6-20 30.0% 2nd half: 5-14 35.7% OT: 1-4 25.0% Game: 12-38 31.6%  
 FT % 1st Half: 3-4 75.0% 2nd half: 0-1 0.0% OT: 0-1 0.0% Game: 3-6 50.0%

**LSU 68 • 6-0,0-0 SEC**

#	Player	Total			3-Ptr			Rebounds			PF	TP	A	TO	Blk	Stl	Min
		FG-FGA	FG-FGA	FT-FTA	FG-FGA	FG-FGA	FT-FTA	Off	Def	Tot							
04	Darius Days	f	4-14	0-4	0-0	2	4	6	4	8	1	0	1	1	38		
05	Mwani Wilkinson	f	1-2	0-1	0-0	2	1	3	1	2	0	0	0	1	21		
15	Efton Reid	c	4-8	0-1	0-0	2	1	3	3	8	0	0	0	1	22		
00	Brandon Murray	g	3-8	0-2	0-0	2	3	5	0	6	0	0	0	0	38		
01	Xavier Pinson	g	4-13	2-7	5-6	1	2	3	2	15	3	1	0	0	33		
02	Eric Gaines	g	3-6	0-1	1-3	1	3	4	1	7	3	2	1	1	30		
03	Alex Fudge	g	1-4	0-2	0-0	1	6	7	0	2	0	1	0	0	15		
13	Tari Eason	g	4-14	2-6	10-12	4	5	9	3	20	1	2	0	2	28		
<b>Team</b>						2	0	2									
<b>Totals</b>			24-69	4-24	16-21	17	25	42	14	68	8	7	2	6	225		

FG % 1st Half: 11-39 28.2% 2nd half: 12-26 46.2% OT: 1-4 25.0% Game: 24-69 34.8% Deadball Rebound: 1.1  
 3FG % 1st Half: 2-14 14.3% 2nd half: 2-8 25.0% OT: 0-2 0.0% Game: 4-24 16.7%  
 FT % 1st Half: 2-3 66.7% 2nd half: 6-8 75.0% OT: 8-10 80.0% Game: 16-21 76.2%

Officials: John Gaffney, Doug Shows, Roger Ayers  
 Technical fouls: Penn State-None. LSU-None.  
 Attendance: 2146  
 2021-22 Men's Basketball. Round: 0. LSU vs Penn St. Played at Raider Arena.

Score by periods	1st	2nd	OT	Total
Penn State	29	29	5	63
LSU	26	32	10	68

## PENN STATE FALLS TO LSU IN OVERTIME THRILLER

The Penn State men's basketball team took the undefeated LSU Tigers to overtime following a last-second game-tying layup by junior Seth Lundy, but the Nittany Lions ultimately fell in extra time, 68-63, in the opening game of the 2021 Emerald Coast Classic.

The back-and-forth defensive battle saw seven lead changes, five ties, and neither team lead by more than five points in regulation.

Senior guard Jalen Pickett led the Nittany Lions in scoring with 14 points, including four 3-pointers, for his second-straight game in double digits. He also added a season-high eight rebounds, three assists, a block and a steal to his stat line.

Senior Sam Sessoms recorded a double-double on 13 points and 10 rebounds, his first double-double as a Nittany Lion and the fourth of his career. All of Sessoms' points came in the second half plus the overtime period. He also added a game-high five assists plus a block. Senior Myles Dread had 11 points of his own with three 3-pointers for a season high.

The Penn State defense held LSU almost 20 points below its season-scoring average of 85.4 points. The defense also held the Tigers to just a 34.8 percent (24-69) clip from the field and 16.7 percent from beyond the arc (4-24), far below their respective season averages of 50.0 and 38.4.

## GAME 6: Penn State 60, Oregon State 45

Nov. 27, 2021 - Raider Arena - Niceville, Fla.

**Emerald Coast Classic**

**Penn State 60 • 4-2,0-0 Big Ten**

#	Player	Total			3-Ptr			Rebounds			PF	TP	A	TO	Blk	Stl	Min
		FG-FGA	FG-FGA	FT-FTA	FG-FGA	FG-FGA	FT-FTA	Off	Def	Tot							
01	Seth Lundy	f	4-11	1-6	4-6	0	7	7	1	13	0	0	0	0	30		
21	Harrar, John	f	3-4	0-0	0-0	2	4	6	0	6	0	0	0	1	20		
02	Myles Dread	g	4-8	4-7	0-0	1	1	2	1	12	1	1	0	2	31		
03	Sam Sessoms	g	1-5	0-1	0-0	1	3	4	3	2	4	3	0	0	29		
22	Pickett, Jalen	g	5-13	4-8	0-0	0	4	4	2	14	7	1	0	0	36		
11	Cornwall, Jaheam	g	0-2	0-2	0-0	0	2	2	1	0	1	0	0	0	18		
14	White, Jalanni	g	2-5	0-1	0-0	2	5	7	2	4	1	0	0	0	20		
23	Johnson, Dallion	g	3-6	3-5	0-0	1	2	3	2	9	0	0	0	0	16		
<b>Team</b>						0	0	0									
<b>Totals</b>			22-54	12-30	4-6	7	28	35	12	60	14	7	0	3	200		

FG % 1st Half: 11-27 40.7% 2nd half: 11-27 40.7% Game: 22-54 40.7% Deadball Rebound: 3  
 3FG % 1st Half: 6-15 40.0% 2nd half: 6-15 40.0% Game: 12-30 40.0%  
 FT % 1st Half: 1-2 50.0% 2nd half: 3-4 75.0% Game: 4-6 66.7%

**Oregon St. 45 • 1-6,0-0 Pac-12**

#	Player	Total			3-Ptr			Rebounds			PF	TP	A	TO	Blk	Stl	Min
		FG-FGA	FG-FGA	FT-FTA	FG-FGA	FG-FGA	FT-FTA	Off	Def	Tot							
10	Warith Alatishe	f	1-8	0-1	0-0	2	6	8	1	2	0	0	1	0	21		
34	Rodrigue Andela	f	0-5	0-0	0-0	0	3	3	1	0	0	1	0	0	12		
02	Jarod Lucas	g	4-12	2-7	1-2	0	1	1	0	11	0	0	0	1	27		
03	Dexter Akanno	g	1-3	1-1	0-0	0	0	0	1	3	0	0	0	0	15		
13	Dashawn Davis	g	1-4	0-1	0-0	2	3	5	0	2	1	1	0	0	27		
00	Gianni Hunt	g	1-4	0-3	2-2	0	1	1	2	4	0	1	0	1	22		
01	Maurice Calloo	g	0-1	0-1	0-0	0	0	0	1	0	0	0	0	0	7		
04	Tre' Williams	g	4-6	0-1	0-0	0	5	5	0	8	0	0	0	0	22		
05	Xzavier Malone-Key	g	1-2	0-0	0-0	0	1	0	0	2	1	1	0	0	5		
12	Roman Silva	g	2-3	0-0	0-0	1	1	2	1	4	1	0	0	0	13		
24	Isaiah Johnson	g	0-0	0-0	0-0	0	1	1	0	0	0	0	0	0	11		
35	Glenn Taylor Jr.	g	0-2	0-1	6-6	1	0	1	1	6	0	0	0	0	12		
44	Ahmad Rand	g	1-1	1-1	0-0	0	2	2	0	3	0	1	1	0	6		
<b>Team</b>						0	0	0									
<b>Totals</b>			16-51	4-17	9-10	6	23	29	8	45	3	5	2	2	200		

FG % 1st Half: 7-28 25.0% 2nd half: 9-23 39.1% Game: 16-51 31.4% Deadball Rebound: 2.1  
 3FG % 1st Half: 2-7 28.6% 2nd half: 2-10 20.0% Game: 4-17 23.5%  
 FT % 1st Half: 1-2 50.0% 2nd half: 8-8 100.0% Game: 9-10 90.0%

Officials: Pat Adams, Doug Shows, Roger Ayers  
 Technical fouls: Penn State-None. Oregon St.-Warith Alatishe.  
 Attendance: 1350  
 2021-22 Men's Basketball. Round: 0. Oregon St. vs Penn St. Played at Raider A

Score by periods	1st	2nd	Total
Penn State	29	31	60
Oregon St.	17	28	45

## STRONG DEFENSE LEADS PENN STATE TO 60-45 WIN OVER OREGON STATE

The Penn State men's basketball team closed out Thanksgiving week with a strong defensive performance in a 60-45 win over Oregon State in the final game of the 2021 Emerald Coast Classic Saturday afternoon at Raider Arena.

The Penn State defensive effort was impressive as the Nittany Lions held the Beavers to a 31.4 percent (16-51) clip from the field and 23.5 percent (4-17) mark from 3-point range. The Nittany Lions kept Oregon State to 45 points, marking the first time Penn State held an opponent to 45 or less points since Jan. 17, 2018 when Penn State kept Rutgers to 43 points.

Senior guard Jalen Pickett led the Nittany Lions in scoring for the second consecutive game with a game-high 14 points. Pickett also added four rebounds and tied his season best with seven assists.

Junior Seth Lundy and senior Myles Dread also contributed double-digit points with a respective 13 and 12. Dread hit four shots from beyond the arc, a season best, while Lundy pulled down seven boards on the defensive end.

The Penn State defense held Oregon State to just 17 points on 7-28 shooting (25.0 percent) in the first half, the fewest points allowed in a half this season.

Penn State allowed Oregon State to score 45 total points, the lowest for an opponent since allowing 43 against Rutgers in the 2017-18 season (1/27/18).

The Nittany Lions turned the ball over just seven times, a season low.

### GAME 7: Miami 63, Penn State 58

Dec. 1, 2021 - Bryce Jordan Center - University Park, Pa.  
BIG/ACC Challenge

Miami (FL) 63 • 5-3,0-0 ACC

#	Player	Total			3-Ptr			Rebounds			PF	TP	A	TO	Blk	Stl	Min
		FG-FGA	FG-FGA	FT-FTA	FG-FGA	FG-FGA	FT-FTA	Off	Def	Tot							
21	Sam Waardenburg	5-11	4-8	0-0	0	4	4	2	14	3	1	0	0	0	33		
02	Isaiah Wong	4-12	0-4	4-4	1	4	5	1	12	1	3	1	2	34			
03	Charlie Moore	5-10	2-4	0-0	0	2	2	3	12	4	0	0	1	29			
11	Jordan Miller	2-2	1-1	0-0	1	4	5	3	5	1	0	0	1	29			
23	Kameron McGusty	5-10	2-4	0-1	0	2	2	2	12	3	1	0	1	26			
01	Anthony Walker	2-4	0-1	0-0	1	0	1	1	4	0	1	0	0	11			
04	Bensley Joseph	0-1	0-0	0-0	0	2	2	0	2	1	0	0	1	11			
14	Rodney Miller Jr.	0-2	0-0	0-0	0	2	2	0	0	0	0	0	0	7			
55	Wooga Poplar	2-6	0-3	0-0	1	2	3	1	4	0	2	0	0	20			
	Team				1	0	1										
Totals		25-58	9-25	4-5	5	22	27	15	63	13	8	1	6	200			

FG % 1st Half:	11-32	34.4%	2nd half:	14-26	53.8%	Game:	25-58	43.1%	Deadball
3FG % 1st Half:	4-11	36.4%	2nd half:	5-14	35.7%	Game:	9-25	36.0%	Rebound:
FT % 1st Half:	3-3	100.0%	2nd half:	1-2	50.0%	Game:	4-5	80.0%	0

Penn State 58 • 4-3,0-0 Big Ten

#	Player	Total			3-Ptr			Rebounds			PF	TP	A	TO	Blk	Stl	Min
		FG-FGA	FG-FGA	FT-FTA	FG-FGA	FG-FGA	FT-FTA	Off	Def	Tot							
01	Seth Lundy	6-14	2-9	0-0	2	6	8	2	14	0	2	1	0	37			
21	Harrar, John	6-6	0-0	4-5	3	9	12	3	16	1	3	0	1	27			
02	Myles Dread	3-9	3-8	0-0	1	3	4	0	9	2	3	0	2	33			
03	Sam Sessoms	4-12	0-2	0-0	1	2	3	0	8	3	2	0	1	33			
22	Pickett, Jalen	2-8	0-3	0-1	2	6	8	3	4	4	2	0	0	35			
11	Cornwall, Jaheam	1-2	1-2	2-3	0	1	1	2	5	0	0	0	0	17			
14	White, Jalanni	1-1	0-0	0-0	0	2	2	2	2	0	1	1	0	13			
23	Johnson, Dallion	0-1	0-0	0-0	0	0	0	0	0	1	0	0	0	5			
	Team				0	0	0			1							
Totals		23-53	6-24	6-9	9	29	38	12	58	11	14	2	4	200			

FG % 1st Half:	10-26	38.5%	2nd half:	13-27	48.1%	Game:	23-53	43.4%	Deadball
3FG % 1st Half:	2-12	16.7%	2nd half:	4-12	33.3%	Game:	6-24	25.0%	Rebound:
FT % 1st Half:	1-2	50.0%	2nd half:	5-7	71.4%	Game:	6-9	66.7%	2

Officials: Rob Kueneman, Donnie Eppley, Kelly Pfeifer  
 Technical fouls: Miami (FL)-None. Penn State-None.  
 Attendance: 8221  
 2021-22 Men's Basketball. Round: 0. Miami (FL) vs Penn St. Played at Bryce Jo

Score by periods	1st	2nd	Total
Miami (FL)	29	34	63
Penn State	23	35	58

### NITTANY LIONS FALL TO MIAMI IN TIGHT BIG TEN/ACC CHALLENGE MATCHUP

The Penn State men's basketball team fell to the Miami Hurricanes in a tight 63-58 matchup in the 2021 Big Ten/ACC Challenge Wednesday evening inside the Bryce Jordan Center.

The annual Big Ten/ACC Challenge game saw 11 lead changes and six tie scores, with no lead larger than eight by the Hurricanes. Both teams shot 43 percent from the field after shooting under 39 percent in the first half.

Graduate student John Harrar led all players on the floor with 16 points and 12 rebounds for his third double-double of the season and ninth in his career.

Junior Seth Lundy added 14 points, a season-high eight rebounds and a block, while senior Myles Dread had nine points, all from beyond the arc.

Penn State dominated the glass, outrebounding Miami, 38-27. The Nittany Lions have outrebounded their opponents in five of seven games this season and have grabbed at least 35 rebounds in every game.

The Nittany Lion defense also controlled the paint, keeping the Hurricanes to 20 points in the paint, well under their season average of 32.6. Penn State also held Miami 10 points below its season-scoring average of 73.3.

Harrar shot a perfect 6-of-6 from the floor to tie his season high of 16 points, previously set in the season opener against Youngstown State (11/10/21).

### GAME 8: Ohio State 76, Penn State 64

Dec. 5, 2021 - Bryce Jordan Center - University Park, Pa.

Ohio St. 76 • 6-2,1-0 Big Ten

#	Player	Total			3-Ptr			Rebounds			PF	TP	A	TO	Blk	Stl	Min
		FG-FGA	FG-FGA	FT-FTA	FG-FGA	FG-FGA	FT-FTA	Off	Def	Tot							
10	Justin Ahrens	3-8	3-8	0-0	0	4	4	2	9	1	1	0	1	30			
23	Zed Key	2-4	0-0	0-0	1	2	3	3	4	1	2	1	0	20			
32	E.J. Liddell	4-9	0-2	6-8	2	3	5	4	14	1	4	1	3	31			
22	Malaki Branham	5-9	1-3	0-0	0	1	1	1	11	2	1	0	0	27			
55	Jamari Wheeler	4-10	1-6	0-0	1	4	5	1	9	8	1	0	3	37			
00	Meechie Johnson Jr.	3-5	2-2	0-0	0	1	1	3	8	2	2	0	1	15			
02	Cedric Russell	1-3	1-2	0-0	0	0	0	1	3	0	0	0	0	10			
25	Kyle Young	4-4	4-4	4-4	1	6	7	2	16	1	1	1	0	23			
50	Joey Brunk	1-1	0-0	0-0	0	0	0	0	2	1	0	0	0	7			
	Team				0	2	2			1							
Totals		27-53	12-27	10-12	5	23	28	17	76	17	13	3	8	200			

FG % 1st Half:	15-27	55.6%	2nd half:	12-26	46.2%	Game:	27-53	50.9%	Deadball
3FG % 1st Half:	7-16	43.8%	2nd half:	5-11	45.5%	Game:	12-27	44.4%	Rebound:
FT % 1st Half:	4-5	80.0%	2nd half:	6-7	85.7%	Game:	10-12	83.3%	0

Penn St. 64 • 4-4,0-1 Big Ten

#	Player	Total			3-Ptr			Rebounds			PF	TP	A	TO	Blk	Stl	Min
		FG-FGA	FG-FGA	FT-FTA	FG-FGA	FG-FGA	FT-FTA	Off	Def	Tot							
01	Seth Lundy	5-12	1-3	2-2	1	4	5	2	13	0	4	1	2	25			
21	John Harrar	6-9	0-0	0-2	3	9	12	3	12	1	1	0	1	26			
03	Sam Sessoms	2-7	1-2	0-0	0	3	3	2	5	4	3	0	0	28			
11	Jaheam Cornwall	1-5	0-2	4-4	0	0	0	0	6	3	0	0	2	32			
22	Jalen Pickett	8-15	2-7	5-5	1	3	4	2	23	3	4	0	0	40			
02	Myles Dread	1-3	1-3	0-0	2	2	2	4	3	1	2	0	1	21			
14	Jalanni White	0-0	0-0	2-2	1	1	2	3	2	0	0	0	0	13			
23	Dallion Johnson	0-0	0-0	0-0	0	0	0	0	0	0	1	0	0	15			
	Team				0	1	1										
Totals		23-51	5-17	13-15	6	23	29	16	64	12	15	1	6	200			

FG % 1st Half:	12-27	44.4%	2nd half:	11-24	45.8%	Game:	23-51	45.1%	Deadball
3FG % 1st Half:	4-9	44.4%	2nd half:	1-8	12.5%	Game:	5-17	29.4%	Rebound:
FT % 1st Half:	2-2	100.0%	2nd half:	11-13	84.6%	Game:	13-15	86.7%	1

Officials: Brandon Cruz, D.J. Carstensen, Larry Sciroto  
 Technical fouls: Ohio St.-None. Penn St.-None.  
 Attendance: 9128  
 2021-22 Men's Basketball. Round: 0. Ohio St. vs Penn St. Played at Bryce Jord

Score by periods	1st	2nd	Total
Ohio St.	41	35	76
Penn St.	30	34	64

### COMEBACK BID FALLS SHORT AGAINST OHIO STATE

The Penn State men's basketball team trimmed an 18-point second-half deficit down to six points in the final minutes, but wasn't able to complete the comeback attempt in a 76-64 loss to RV/RV Ohio State Sunday night in the Big Ten opener at the Bryce Jordan Center.

Senior transfer Jalen Pickett led the Nittany Lions with a season-high 23 points, 13 of which came in the second half. Graduate student John Harrar tallied his fourth double-double of the season with 12 points and 12 rebounds. Ten of Harrar's points and 11 of his rebounds came in the second half. Junior Seth Lundy followed with 13 points, 11 of which came in the first half.

Ohio State scored the game's first five points, but Penn State answered right back with a 12-0 spurt thanks to nine points from Lundy and a Pickett 3-pointer that gave the Nittany Lions an early 12-5 lead less than four minutes into the game.

The Buckeyes got hot from downtown over the next seven minutes, shooting 6-for-9 from deep to pull ahead 27-19 with 9:57 left on the first-half clock. Ohio State didn't make a 3-pointer for the remainder of the opening term, but Penn State wasn't able to find an offensive rhythm as the Buckeyes took a 41-30 lead into halftime.

The Buckeyes spent the first 3:31 of the second half on an 11-4 run to stretch their advantage to 52-34. The Nittany Lions strung together a 9-3 streak starting at the 14:50 mark that pulled Penn State back within 12 at 57-45 with 12:22 to play.

Penn State then used seven points from Pickett and a 5-for-5 effort from the charity stripe to pull all the way back within six at 67-61 with 2:39 to play.

The Buckeyes answered with a three-pointer before an and-one from Pickett put the score at 70-64 with 50 seconds to play, but Ohio State scored the game's final six points to thwart Penn State's comeback bid and walk away with the 76-64 win.

# PAGE 36 | PENN STATE AT 2022 BIG TEN TOURNAMENT

## GAME 9: Penn State 74, Wagner 54 Dec. 8, 2021 - Bryce Jordan Center - University Park, Pa.

### Wagner 54 • 3-2,0-0 NEC

#	Player	Total		3-Ptr		Rebounds			PF	TP	A	TO	Blk	Stl	Min
		FG	FGA	FG	FGA	Off	Def	Tot							
32	Raekwon Rogers	f	3-6	0-0	0-0	1	4	5	3	6	0	3	1	0	18
01	Javier Ezquerra	g	1-1	0-0	0-0	0	0	0	0	2	1	2	0	1	12
02	Alex Morales	g	5-9	0-1	1-2	0	1	1	4	11	5	2	0	1	26
04	Elijah Ford	g	2-6	0-2	1-2	0	3	3	3	5	0	1	0	3	24
12	Zaire Williams	g	3-7	0-2	0-0	2	1	3	0	6	3	0	0	1	24
00	Nigel Jackson	g	1-8	1-8	0-0	0	0	0	1	3	0	0	0	1	18
03	Delonnie Hunt	g	1-4	1-1	0-0	1	2	3	2	3	0	1	0	0	23
11	Will Martinez	g	3-8	0-0	2-2	1	3	4	2	8	5	3	0	2	24
13	Ashton Miller	g	3-4	0-0	0-0	0	2	2	1	6	0	1	0	0	13
22	Ja'Mier Fletcher	g	1-1	0-0	0-0	0	0	0	2	2	0	0	0	0	9
24	Rob Taylor II	g	1-2	0-0	0-0	2	1	3	2	2	0	1	0	1	9
	Team					1	2	3							
	Totals		24-56	2-14	4-6	8	19	27	20	54	14	15	1	10	200

FG % 1st Half:	11-27	40.7%	2nd half:	13-29	44.8%	Game:	24-56	42.9%	Deadball	
3FG % 1st Half:	2-8	25.0%	2nd half:	0-6	0.0%	Game:	2-14	14.3%	Rebounds:	3
FT % 1st Half:	3-4	75.0%	2nd half:	1-2	50.0%	Game:	4-6	66.7%		

### Penn St. 74 • 5-4,0-1 Big Ten

#	Player	Total		3-Ptr		Rebounds			PF	TP	A	TO	Blk	Stl	Min
		FG	FGA	FG	FGA	Off	Def	Tot							
01	Seth Lundy	f	2-9	1-7	5-5	3	3	6	2	10	3	2	0	3	31
21	John Harrar	f	3-5	0-0	6-8	2	5	7	0	12	2	4	0	1	21
02	Myles Dread	g	3-5	3-4	0-1	0	2	2	3	9	1	0	0	1	23
11	Jaheam Cornwall	g	0-4	0-4	0-0	0	1	1	0	0	2	3	0	0	21
22	Jalen Pickett	g	6-11	2-4	2-3	0	4	4	0	16	4	1	0	0	35
00	Kaylen Oweh	g	0-0	0-0	0-0	0	0	0	0	0	0	0	0	0	0+
03	Sam Sessoms	g	6-8	3-4	1-2	0	3	3	2	16	5	4	0	2	30
04	Caleb Dorsey	g	1-2	1-2	0-0	0	1	1	0	3	0	0	0	0	7
14	Jalanni White	g	3-4	0-1	2-2	3	2	5	2	8	0	1	1	2	25
15	Dan Conlan	g	0-0	0-0	0-0	0	0	0	0	0	0	0	0	0	0+
23	Dallion Johnson	g	0-1	0-1	0-0	0	0	0	0	3	0	1	1	0	6
33	Andy Christos	g	0-1	0-1	0-0	0	0	0	0	0	0	0	0	0	1
35	Ishaan Jagiasi	g	0-0	0-0	0-0	0	0	0	0	0	0	0	0	0	0+
	Team					2	2	4							
	Totals		24-50	10-28	16-21	10	23	33	12	74	18	17	1	9	200

FG % 1st Half:	10-24	41.7%	2nd half:	14-26	53.8%	Game:	24-50	48.0%	Deadball	
3FG % 1st Half:	5-16	31.3%	2nd half:	5-12	41.7%	Game:	10-28	35.7%	Rebounds:	2
FT % 1st Half:	7-8	87.5%	2nd half:	9-13	69.2%	Game:	16-21	76.2%		

Officials: Bill Ek, Lewis Garrison, Chris Beaver

Technical fouls: Wagner-None, Penn St.-None.

Attendance: 7499

2021-22 Men's Basketball. Round: 0. Penn St. vs Wagner. Played at Bryce Jordan

Score by periods	1st	2nd	Total
Wagner	27	27	54
Penn St.	32	42	74

## GAME 10: #19 Michigan St. 80, Penn State 64 Dec. 11, 2021 - Breslin Center - East Lansing, Mich.

### Penn State 64 • 5-5,0-2 Big Ten

#	Player	Total		3-Ptr		Rebounds			PF	TP	A	TO	Blk	Stl	Min
		FG	FGA	FG	FGA	Off	Def	Tot							
01	Seth Lundy	f	7-15	3-5	1-2	1	6	7	0	18	1	2	0	0	35
21	Harrar, John	f	6-9	0-0	4-5	3	8	11	0	16	3	2	0	1	26
02	Myles Dread	g	0-2	0-2	0-0	0	0	0	1	0	2	0	0	1	28
11	Cornwall, Jaheam	g	0-4	0-3	0-0	0	0	0	3	0	1	1	1	1	21
22	Pickett, Jalen	g	6-15	1-5	0-0	0	4	4	4	13	5	0	0	3	39
03	Sam Sessoms	g	6-12	0-3	0-0	0	4	4	4	12	1	2	0	0	26
05	Greg Lee	g	2-6	1-2	0-0	2	0	2	0	5	1	0	1	0	15
14	White, Jalanni	g	0-0	0-0	0-0	0	0	0	3	0	0	0	0	0	10
	Team					0	0	0							
	Totals		27-63	5-20	5-7	6	22	28	15	64	14	7	2	6	200

FG % 1st Half:	13-30	43.3%	2nd half:	14-33	42.4%	Game:	27-63	42.9%	Deadball	
3FG % 1st Half:	0-7	0.0%	2nd half:	5-13	38.5%	Game:	5-20	25.0%	Rebounds:	2
FT % 1st Half:	3-4	75.0%	2nd half:	2-3	66.7%	Game:	5-7	71.4%		

### Michigan St. 80 • 9-2,2-0 Big Ten

#	Player	Total		3-Ptr		Rebounds			PF	TP	A	TO	Blk	Stl	Min
		FG	FGA	FG	FGA	Off	Def	Tot							
10	Joey Hauser	f	3-6	0-2	1-2	0	3	3	1	7	3	1	1	0	22
30	Marcus Bingham Jr.	f	4-5	1-1	3-3	2	11	13	1	12	2	2	3	0	22
44	Gabe Brown	f	5-12	4-7	1-2	1	4	5	0	15	1	0	0	0	29
02	Tyson Walker	g	5-9	0-2	0-1	0	1	1	1	10	9	1	0	3	23
05	Max Christie	g	2-7	1-5	2-2	0	2	2	0	7	0	1	0	0	25
01	Pierre Brooks	g	0-0	0-0	0-1	0	0	0	0	0	0	0	0	0	3
03	Jaden Akins	g	2-3	1-1	0-0	1	3	4	1	5	2	1	1	1	21
11	A.J. Hoggard	g	3-7	1-2	0-0	0	1	1	1	7	2	2	1	0	16
13	Steven Izzo	g	0-0	0-0	0-0	0	0	0	0	0	0	0	0	0	1
14	Davis Smith	g	0-0	0-0	0-0	0	0	0	0	0	0	0	0	0	1
20	Michael Peterson	g	0-0	0-0	0-0	0	0	0	0	0	0	0	0	0	1
22	Mady Sissoko	g	2-2	0-0	0-0	0	0	0	1	4	0	0	1	0	6
26	Malik Hall	g	3-5	1-1	2-2	3	3	6	0	9	1	2	0	0	23
34	Julius Marble	g	2-3	0-0	0-0	1	0	1	2	4	0	1	0	0	7
	Team					2	2	4							
	Totals		31-59	9-21	9-13	10	30	40	8	80	21	11	7	4	200

FG % 1st Half:	17-32	53.1%	2nd half:	14-27	51.9%	Game:	31-59	52.5%	Deadball	
3FG % 1st Half:	4-12	33.3%	2nd half:	5-9	55.6%	Game:	9-21	42.9%	Rebounds:	0
FT % 1st Half:	4-5	80.0%	2nd half:	5-8	62.5%	Game:	9-13	69.2%		

Officials: Brooks Wells, Paul Szeic, Courtney Green

Technical fouls: Penn State-None, Michigan St.-None.

Attendance: 14797

2021-22 Men's Basketball. Round: 0. Michigan St. vs Penn St. Played at Breslin

Score by periods	1st	2nd	Total
Penn State	29	35	64
Michigan St.	42	38	80

## PENN STATE DROPS TOUGH ROAD GAME AT #19 MICHIGAN STATE

The Penn State men's basketball team started out strong before it found itself in a hole it could never get out of in a tough 80-64 defeat at #19/20 Michigan State Saturday afternoon.

Junior Seth Lundy scored a game-high 18 points and added seven rebounds to lead four Nittany Lions in double figures. Graduate student John Harrar recorded his fifth double-double of the young season with 16 points and 11 rebounds. Senior Jalen Pickett added 13 points and five assists, while senior Sam Sessoms chipped in 12 points and four rebounds.

A back-and-forth start to the game saw Penn State make 11 of its first 22 shots as eight points from both Pickett and Lundy and seven from Harrar helped make it at two-point game at 27-25 with just over six minutes left in the opening term. Penn State went cold in the final six minutes, and the Spartans closed the half on a 15-4 streak to take a 42-29 lead into the locker room.

A Harrar dunk opened the second half, but the Spartans scored the next nine to take their largest lead yet at 51-32.

After starting the game 0-for-10 from deep, Penn State made two 3-pointers to help fuel 14-7 streak that pulled the Nittany Lions back within 12 at 58-46 with 13:27 left to play. The Spartans answered with back-to-back threes and Penn State responded once again, finding itself back within 12 at 69-57 with 5:39 left on the clock. The Nittany Lions wouldn't get closer, however, as the 19th-ranked Spartans finished out the victory.



**GAME 11: Penn State 61, Indiana 58**  
 Jan. 2, 2022 - Bryce Jordan Center - University Park, Pa.

Indiana 58 • 10-3,1-2 Big Ten

#	Player	Total		3-Ptr		Rebounds			PF	TP	A	TO	Blk	Stl	Min
		FG-FGA	FT-FTA	FG-FGA	FT-FTA	Off	Def	Tot							
12	Miller Kopp	2-5	1-2	0-0	0	1	1	2	5	1	0	0	1	28	
23	Tracey Jackson-Davis	8-18	0-1	4-6	0	5	5	1	20	3	1	2	1	34	
25	Race Thompson	4-7	1-3	0-0	6	4	10	0	9	1	0	1	1	30	
00	Xavier Johnson	3-9	1-3	2-4	1	2	3	2	9	4	1	0	2	27	
45	Parker Stewart	1-4	0-2	0-0	0	1	1	4	2	2	1	0	0	32	
01	Rob Phinisee	3-8	1-3	2-2	1	2	3	3	9	2	1	0	1	24	
02	Michael Durr	0-0	0-0	0-0	1	1	2	0	0	0	0	0	0	5	
03	Anthony Leal	0-1	0-1	0-0	0	0	0	0	0	0	0	0	0	5	
22	Jordan Geronimo	2-3	0-1	0-0	0	3	3	0	4	0	0	0	0	9	
53	Tamar Bates	0-3	0-1	0-0	0	0	0	1	0	0	2	0	0	6	
Team						0 1 1									
<b>Totals</b>		<b>23-58</b>	<b>4-17</b>	<b>8-12</b>	<b>9</b>	<b>20</b>	<b>29</b>	<b>13</b>	<b>58</b>	<b>13</b>	<b>6</b>	<b>3</b>	<b>6</b>	<b>200</b>	
FG % 1st Half: 11-30 36.7%		2nd half: 12-28 42.9%		Game: 23-58 39.7%		Deadball Rebound: 2									
3FG % 1st Half: 2-9 22.2%		2nd half: 2-8 25.0%		Game: 4-17 23.5%											
FT % 1st Half: 2-2 100.0%		2nd half: 6-10 60.0%		Game: 8-12 66.7%											

Penn State 61 • 6-5,1-2 Big Ten

#	Player	Total		3-Ptr		Rebounds			PF	TP	A	TO	Blk	Stl	Min
		FG-FGA	FT-FTA	FG-FGA	FT-FTA	Off	Def	Tot							
01	Seth Lundy	2-10	2-5	2-2	1	9	10	1	8	1	1	1	2	32	
05	Greg Lee	3-5	0-2	0-0	2	2	4	4	6	0	1	0	0	16	
01	Harrar, John	3-6	0-0	0-0	4	8	12	1	6	1	1	0	0	29	
11	Cornwall, Jaheam	0-1	0-1	4-4	0	0	0	0	4	0	2	0	0	14	
22	Pickett, Jalen	6-16	3-6	0-0	0	1	1	2	15	2	4	0	1	34	
02	Myles Dread	4-5	4-5	0-0	2	2	4	3	12	1	0	0	0	22	
03	Sam Sessoms	3-8	2-3	2-4	1	2	3	1	10	1	1	0	2	28	
14	White, Jalanni	0-0	0-0	0-0	1	2	3	2	0	1	0	0	1	21	
23	Johnson, Dallion	0-0	0-0	0-0	0	0	0	0	0	0	1	0	0	4	
Team		0 2 2				2									
<b>Totals</b>		<b>21-51</b>	<b>11-22</b>	<b>8-10</b>	<b>11</b>	<b>28</b>	<b>39</b>	<b>14</b>	<b>61</b>	<b>7</b>	<b>13</b>	<b>1</b>	<b>6</b>	<b>200</b>	
FG % 1st Half: 10-24 41.7%		2nd half: 11-27 40.7%		Game: 21-51 41.2%		Deadball Rebound: 1									
3FG % 1st Half: 5-11 45.5%		2nd half: 6-11 54.5%		Game: 11-22 50.0%											
FT % 1st Half: 2-2 100.0%		2nd half: 6-8 75.0%		Game: 8-10 80.0%											

Officials: Brandon Cruz, Courtney Green, D.J. Carstensen  
 Technical fouls: Indiana-None, Penn State-None.  
 Attendance: 8844  
 2021-22 Men's Basketball, Round: 0, Indiana vs Penn St., Played at Bryce Jorda

Score by periods	1st	2nd	Total
Indiana	26	32	58
Penn State	27	34	61

**NITTANY LIONS WIN 61-58 NAILBITER OVER INDIANA**

It came down to the wire, but the Penn State men's basketball team rode a strong defensive effort to a 61-58 win over the Indiana Hoosiers Sunday afternoon inside the Bryce Jordan Center as the Nittany Lions returned from a 22-day layoff to earn their first Big Ten victory of the season.

In a nailbiter that saw eight tie scores and nine lead changes, Penn State led by as much as 10 points midway through the second half before Indiana clawed back to make it a traditional close game between the two teams. The last 11 contents between Penn State and Indiana have been decided by an average of just 4.9 points.

Senior Jalen Pickett led the Nittany Lions with 15 points while classmates Myles Dread and Sam Sessoms also contributed double-digits off the bench with 12 and 10, respectively. Dread was 4-for-5 from three-point range.

Penn State dominated the glass, out-rebounding Indiana 39-29, led by a game-high 12 rebounds by graduate student and big man John Harrar.

Penn State held Indiana nearly 20 points below its season scoring average of 77.2. The Nittany Lions have held six of their last eight opponents at least 10 points under their season scoring average.

The Nittany Lions controlled a 39-29 rebound advantage. Indiana entered the game averaging 41.6 boards per contest.

Penn State shot a season-best 50.0 percentage (11-for-22) from 3-point range. Dread led the Nittany Lions in that effort, finishing 4-for-5 (80 percent) from deep.

**GAME 12: Penn State 74, Northwestern 70**  
 Jan. 5, 2022 - Welsh-Ryan Arena - Evanston, Ill.

Penn State 74 • 7-5,2-2 Big Ten

#	Player	Total		3-Ptr		Rebounds			PF	TP	A	TO	Blk	Stl	Min
		FG-FGA	FT-FTA	FG-FGA	FT-FTA	Off	Def	Tot							
01	Seth Lundy	8-13	5-9	2-2	1	1	2	0	23	2	1	1	0	31	
05	Greg Lee	3-8	1-4	1-2	2	5	7	2	8	2	3	1	0	28	
21	Harrar, John	4-6	0-0	1-2	2	6	8	2	9	1	3	0	0	29	
11	Cornwall, Jaheam	0-4	0-4	0-0	0	0	0	1	0	0	0	0	0	13	
22	Pickett, Jalen	7-13	1-3	3-4	1	5	6	4	18	4	1	0	1	37	
02	Myles Dread	1-2	1-2	1-2	0	3	3	2	4	2	1	0	1	16	
03	Sam Sessoms	1-6	0-2	4-4	0	3	3	1	6	4	2	0	1	23	
14	White, Jalanni	0-1	0-1	1-2	3	4	7	2	1	0	1	1	1	19	
23	Johnson, Dallion	1-2	1-2	2-2	0	0	0	0	5	0	1	0	0	4	
Team						1 3 4									
<b>Totals</b>		<b>25-55</b>	<b>9-27</b>	<b>15-20</b>	<b>10</b>	<b>30</b>	<b>40</b>	<b>14</b>	<b>74</b>	<b>15</b>	<b>12</b>	<b>3</b>	<b>4</b>	<b>200</b>	
FG % 1st Half: 12-30 40.0%		2nd half: 13-25 52.0%		Game: 25-55 45.5%		Deadball Rebound: 4									
3FG % 1st Half: 4-16 25.0%		2nd half: 5-11 45.5%		Game: 9-27 33.3%											
FT % 1st Half: 1-2 50.0%		2nd half: 14-18 77.8%		Game: 15-20 75.0%											

Northwestern 70 • 8-4,1-2 Big Ten

#	Player	Total		3-Ptr		Rebounds			PF	TP	A	TO	Blk	Stl	Min
		FG-FGA	FT-FTA	FG-FGA	FT-FTA	Off	Def	Tot							
22	Pete Nance	5-12	3-5	2-3	0	2	2	2	15	3	0	1	1	30	
31	Robbie Beran	4-6	2-3	1-1	0	3	3	3	11	0	0	1	1	22	
00	Boo Buie	8-14	5-8	1-2	1	1	2	1	22	8	3	0	0	33	
01	Chase Audige	3-9	0-2	0-0	1	6	7	3	6	3	1	0	2	29	
03	Ty Berry	3-6	2-4	1-1	1	2	3	5	9	1	2	0	0	28	
02	Ryan Greer	0-3	0-2	0-0	0	1	1	0	0	2	0	0	0	12	
13	Brooks Barnhizer	0-1	0-0	0-0	0	0	0	0	0	1	0	0	0	4	
14	Casey Simmons	0-2	0-1	0-0	1	0	1	0	0	0	1	0	0	14	
15	Ryan Young	1-4	0-0	1-2	1	4	5	2	3	1	1	0	0	19	
21	Elyjah Williams	2-4	0-1	0-0	1	1	2	2	4	1	0	0	0	9	
Team		1 1 2				7 7 21		18		70		20		2 4 4	
<b>Totals</b>		<b>26-61</b>	<b>12-26</b>	<b>6-9</b>	<b>7</b>	<b>21</b>	<b>28</b>	<b>18</b>	<b>70</b>	<b>20</b>	<b>8</b>	<b>2</b>	<b>4</b>	<b>200</b>	
FG % 1st Half: 12-31 38.7%		2nd half: 14-30 46.7%		Game: 26-61 42.6%		Deadball Rebound: 1									
3FG % 1st Half: 7-15 46.7%		2nd half: 5-11 45.5%		Game: 12-26 46.2%											
FT % 1st Half: 3-4 75.0%		2nd half: 3-5 60.0%		Game: 6-9 66.7%											

Officials: Brooks Wells, Kelly Preiffer, Bo Boroski  
 Technical fouls: Penn State-None, Northwestern-None.  
 Attendance: 2764  
 2021-22 Men's Basketball, Round: 0, Northwestern vs Penn St., Played at Welsh-

Score by periods	1st	2nd	Total
Penn State	29	45	74
Northwestern	34	36	70

**PENN STATE ERASES DOUBLE-DIGIT DEFICIT TO RALLY FOR ROAD WIN AT NORTHWESTERN**

Junior Seth Lundy hit two of his five 3-pointers in the final 2:25 of the game to help the Penn State men's basketball team rally back from a 10-point second-half deficit and pick up a 74-70 road victory at Northwestern Wednesday evening inside Welsh-Ryan Arena.

Northwestern led by as much as 10 at 55-45 with 9:37 to play. The Nittany Lion offense came to life in the final 9:14 as Penn State shot 9-for-13 from the field, 4-for-6 from 3-point range and 7-for-8 from the FT line in the final nine-plus minutes. Lundy scored 12 of his points during that stretch including the go-ahead 3-pointer with 36 seconds left that turned a 63-63 tie into a 66-63 Penn State lead.

Lundy finished with a game-high 23 points. Senior Jalen Pickett added 18 points for his fifth-straight game in double figures while adding six rebounds, four assists and a steal to his stat line.

The Penn State defense dominated the boards for the second consecutive contest, out-rebounding Northwestern 40-28. Graduate student John Harrar grabbed a game-high eight rebounds while senior big men Greg Lee and Jalanni White each had seven.

After a relatively even first half, the home team started to heat up leading up to the first media timeout of the second half with three-straight field goals plus an and-one free throw make to take their largest lead of the game at that point, 45-36. Penn State made three-straight buckets on a 8-2 run over a two-minute span with 7:35 remaining to get back within four, 57-53, after trailing by as much as 10. That run would increase to a 12-2 run as the Nittany Lions tied the game at 57 for the first tie of the game with just under six minutes left in regulation. Lundy then took over to close out the comeback for Penn State, scoring 10 of his 23 points in the final 2:25 as the Nittany Lions went on to outscore the Wildcats 26-13 in the final eight and a half minutes for the 74-70 come-from-behind victory.

**GAME 13: #3 Purdue 74, Penn State 67**  
Jan. 8, 2022 - Bryce Jordan Center - University Park, Pa.

Official Basketball Box Score -- Game Totals -- Final Statistics  
Purdue vs Penn State  
01/08/22 12:00 pm at PA

**Purdue 74 • 13-2,2-2 Big Ten**

#	Player	Total			Rebounds			PF	TP	A	TO	Blk	Stl	Min
		FG-FGA	3-Ptr	FT-FTA	Off	Def	Tot							
00	Mason Gillis	4-5	3-4	3-3	1	1	2	2	14	1	1	0	1	25
15	Zach Edey	3-4	0-0	0-0	1	5	6	4	6	1	2	0	0	9
11	Isaiah Thompson	1-4	1-4	0-0	1	0	1	0	3	0	0	0	0	25
23	Jaden Ivey	5-15	2-6	0-2	1	6	7	0	12	1	1	1	2	37
55	Sasha Stefanovic	5-12	3-8	0-0	0	3	3	2	13	6	1	0	0	39
02	Eric Hunter Jr.	0-1	0-0	0-0	0	0	0	1	0	2	1	0	1	15
03	Caleb Furst	1-2	0-0	0-0	0	1	1	1	2	0	0	0	0	12
25	Ethan Morton	0-3	0-2	3-4	0	0	0	0	3	1	0	0	2	17
50	Trevion Williams	9-12	0-0	3-4	6	3	9	4	21	2	2	1	0	21
Team					0	1	1							
Totals		28-58	9-24	9-13	10	20	30	14	74	14	8	2	6	200

FG % 1st Half: 13-30 43.3% 2nd half: 15-28 53.6% Game: 28-58 48.3% Deadball Rebound: 2  
3FG % 1st Half: 4-11 36.4% 2nd half: 5-13 38.5% Game: 9-24 37.5%  
FT % 1st Half: 5-7 71.4% 2nd half: 4-6 66.7% Game: 9-13 69.2%

**Penn State 67 • 7-6,2-3 Big Ten**

#	Player	Total			Rebounds			PF	TP	A	TO	Blk	Stl	Min
		FG-FGA	3-Ptr	FT-FTA	Off	Def	Tot							
01	Seth Lundy	3-10	2-7	2-2	2	4	6	3	10	1	3	2	1	32
05	Greg Lee	5-10	1-2	0-1	2	3	5	1	11	0	0	0	1	30
11	Harrar, John	3-4	0-0	4-7	3	5	8	2	10	1	1	0	1	27
21	Cornwall, Jaheam	0-1	0-0	0-0	0	2	2	1	0	0	1	0	0	10
22	Pickett, Jalen	9-20	2-7	1-1	1	2	3	1	21	10	2	0	2	39
02	Myles Dread	1-2	1-2	0-0	0	0	0	1	3	1	0	0	1	25
03	Sam Sessoms	0-2	0-1	0-0	0	0	0	1	0	0	2	0	0	7
14	White, Jalanni	4-4	1-1	0-0	0	3	3	3	9	1	0	2	0	19
23	Johnson, Dallion	1-2	1-2	0-0	0	1	1	0	3	0	0	0	0	11
Team					1	1	2							
Totals		26-55	8-22	7-11	9	21	30	13	67	14	11	4	6	200

FG % 1st Half: 12-28 42.9% 2nd half: 14-27 51.9% Game: 26-55 47.3% Deadball Rebound: 4.1  
3FG % 1st Half: 1-5 20.0% 2nd half: 5-13 41.2% Game: 8-22 36.4%  
FT % 1st Half: 5-7 71.4% 2nd half: 2-4 50.0% Game: 7-11 63.6%

Officials: Steve McJunkins, Terry Oglesby, Rob Riley  
Technical fouls: Purdue-None, Penn State-None  
Attendance: 10464  
2021-22 Men's Basketball. Round: 0. Purdue vs Penn St. Played at Bryce Jordan

Score by periods	1st	2nd	Total
Purdue	35	39	74
Penn State	30	37	67

**PENN STATE COMES UP JUST SHORT IN COMEBACK EFFORT AGAINST NO. 3 PURDUE**

Trailing by as much as 13 with just over 12 minutes to play in the second half, the Penn State men's basketball team chipped away at the double-digit deficit and hit eight-straight field goals to take a one-point lead with 3:42 remaining before the visiting third-ranked Purdue Boilermakers closed the game on a 10-2 run for a 74-67 victory Saturday afternoon inside the Bryce Jordan Center.

Four Nittany Lions scored in double figures, led by senior guard Jalen Pickett's 21 points, his second 20-point performance of the season. Pickett also added a season-best 10 assists for his first double-double in a Penn State uniform and eighth in his career after totaling seven in three seasons with Siena.

Senior Greg Lee recorded a season-best 11 points for his first double-figure game as a Nittany Lion while junior Seth Lundy and graduate student John Harrar each added 10. Harrar led the Nittany Lions with eight rebounds. Senior Jalanni White registered a season-best nine points on 4-4 from the field including a big score from beyond the arc to get Penn State within two in its comeback bid.

Purdue held a 13-point lead at 51-38 with 12:03 to play. A Dallion Johnson 3-pointer then sparked a 27-12 Penn State run over the next 8:21 as the Nittany Lions erased a 10-plus point deficit for the second game in a row to come back and take a 65-64 lead with 3:42 left on the clock. Penn State shot 10-for-12 from the field and 7-for-8 from deep during the stretch.

The third-ranked Boilermakers made the final stand, however, as Purdue closed the game on a 10-2 run to escape Happy Valley with a 74-67 win.

**GAME 14: Penn State 66, Rutgers 49**  
Jan. 11, 2022 - Bryce Jordan Center - University Park, Pa.

Official Basketball Box Score -- Game Totals -- Final Statistics  
Rutgers vs Penn State  
01/11/22 6:30 pm at PA

**Rutgers 49 • 9-6,3-2 Big Ten**

#	Player	Total			Rebounds			PF	TP	A	TO	Blk	Stl	Min
		FG-FGA	3-Ptr	FT-FTA	Off	Def	Tot							
11	Clifford Omoruyi	6-9	0-0	0-0	4	8	12	1	12	0	4	2	1	33
00	Geo Baker	3-12	1-8	0-0	0	1	1	2	7	1	0	0	1	34
04	Paul Mulcahy	2-6	1-1	1-2	0	2	2	1	6	4	2	0	0	33
22	Caleb McConnell	2-6	0-0	2-2	3	3	6	4	6	2	4	0	2	27
24	Ron Harper Jr.	2-9	2-4	1-2	1	4	5	2	7	2	3	0	1	36
01	Oskar Palmquist	1-3	1-2	0-2	0	0	0	1	3	0	0	0	0	12
02	Jalen Miller	1-1	0-0	0-0	1	0	1	3	2	0	0	1	0	7
05	Aundre Hyatt	1-7	0-4	2-4	2	1	3	0	4	1	0	0	1	12
21	Dean Reiber	1-3	0-0	0-0	0	1	1	1	2	0	1	0	0	6
Team					0	2	2							
Totals		19-56	5-19	6-12	11	22	33	15	49	10	15	3	6	200

FG % 1st Half: 8-26 30.8% 2nd half: 11-30 36.7% Game: 19-56 33.9% Deadball Rebound: 4  
3FG % 1st Half: 2-7 28.6% 2nd half: 3-12 25.0% Game: 5-19 26.3%  
FT % 1st Half: 1-4 25.0% 2nd half: 5-8 62.5% Game: 6-12 50.0%

**Penn State 66 • 8-6,3-3 Big Ten**

#	Player	Total			Rebounds			PF	TP	A	TO	Blk	Stl	Min
		FG-FGA	3-Ptr	FT-FTA	Off	Def	Tot							
01	Seth Lundy	3-11	2-8	2-2	1	3	4	3	10	0	3	1	3	34
05	Greg Lee	2-6	0-0	0-0	2	10	12	2	4	1	1	0	0	26
21	Harrar, John	6-8	0-0	4-4	4	2	6	3	16	0	0	0	0	30
02	Myles Dread	0-4	0-1	2-2	1	4	5	3	2	0	3	0	2	27
22	Pickett, Jalen	7-15	1-5	0-0	0	3	3	0	15	1	1	0	0	33
03	Sam Sessoms	7-10	3-3	0-0	1	2	3	1	17	6	2	0	0	29
13	Scott, Jevonnie	1-2	0-0	0-2	0	1	1	1	2	0	1	0	0	5
14	White, Jalanni	0-4	0-1	0-0	3	2	5	1	0	2	1	1	1	15
23	Johnson, Dallion	0-0	0-0	0-0	0	0	0	0	0	0	0	0	0	1
Team					1	1	2							
Totals		26-60	6-18	8-10	13	28	41	14	66	10	13	2	6	200

FG % 1st Half: 12-31 38.7% 2nd half: 14-29 48.3% Game: 26-60 43.3% Deadball Rebound: 1  
3FG % 1st Half: 3-10 30.0% 2nd half: 3-8 37.5% Game: 6-18 33.3%  
FT % 1st Half: 0-2 0.0% 2nd half: 8-8 100.0% Game: 8-10 80.0%

Officials: Lewis Garrison, Chris Beaver, Donnie Eppley  
Technical fouls: Rutgers-None, Penn State-None  
Attendance: 9063  
2021-22 Men's Basketball. Round: 0. Penn St. vs Rutgers. Played at Bryce Jordan

Score by periods	1st	2nd	Total
Rutgers	19	30	49
Penn State	27	39	66

**DOMINANT DEFENSE LEADS PENN STATE PAST RUTGERS, 66-49**

A dominant defensive effort helped the Penn State men's basketball team scorch red-hot Rutgers Tuesday night inside the Bryce Jordan Center as the Nittany Lions earned a wire-to-wire 66-49 victory over the Scarlet Knights for Penn State's third win in the last four games.

The Nittany Lions snapped Rutgers' four-game winning streak as the Penn State defense held the visitors 21 points below their season scoring average of 70.4 ppg.

Four Nittany Lions scored in double figures, led 17 points from senior Sam Sessoms who also scored the 1,500th point of his career in the process. Sessoms shot a blistering 70 percent (7-for-10) from the field and a perfect 3-for-3 from beyond the arc, while also adding six assists and three rebounds.

Graduate student John Harrar contributed 16 points on 6-of-8 shooting, while senior Jalen Pickett recorded 15 points for his seventh-straight contest in double figures. Junior Seth Lundy rounded out the scoring with 10 points, four rebounds, one block and a game-high three steals.

The 49 total points for Rutgers also marks the first time Penn State has held a Big Ten opponent under 50 points in regulation since holding Indiana to 49 during the 2019-20 season (1/29/20).

Junior Seth Lundy was tasked with guarding Rutgers' leading scorer Ron Harper Jr., and Lundy and the Nittany Lion defense held Harper Jr. to just seven points - well below his season average of 16.3 ppg.

Senior Sam Sessoms reached the 1,500 career-point mark with a 3-pointer in the first half.

**GAME 15: #16 Ohio State 61, Penn State 56**

Jan. 16, 2022 - Value City Arena - Columbus, Ohio

Official Basketball Box Score -- Game Totals -- Final Statistics  
Penn State vs Ohio St.  
01/16/22 12:00 pm at Columbus, OH

Penn State 56 • 8-7,3-4 Big Ten

#	Player	Total		3-Ptr		Rebounds			PF	TP	A	TO	Blk	Stl	Min	
		FG-FGA	FG-FGA	FT-FTA	Off	Def	Tot									
05	Greg Lee	f	4-9	1-5	0-0	2	6	8	2	9	1	2	0	1	32	
21	Harrar, John	f	1-3	0-0	5-8	2	6	8	3	7	0	1	0	1	30	
02	Myles Dread	g	1-4	1-3	0-0	0	0	0	5	3	1	0	0	0	28	
03	Sam Sessoms	g	6-12	2-4	1-2	0	4	4	2	15	1	3	0	0	34	
22	Pickett, Jalen	g	4-11	1-3	2-4	1	2	3	4	11	5	1	3	2	40	
13	Scott, Jevonnie	g	2-2	0-0	0-0	0	2	2	1	4	0	0	1	0	7	
14	White, Jalanni	g	1-6	0-2	0-0	0	2	2	5	2	0	0	0	1	10	
23	Johnson, Dallion	g	2-6	1-5	0-0	0	0	0	3	5	0	0	0	0	19	
Team					2		1		3							
Totals			21-53	6-22	8-14	7	23	30	25	56	8	10	4	5	200	
FG % 1st Half:		8-27	29.6%	2nd half:	13-26	50.0%	Game:		21-53	39.6%						
3FG % 1st Half:		2-11	18.2%	2nd half:	4-11	36.4%	Game:		6-22	27.3%						
FT % 1st Half:		4-8	50.0%	2nd half:	4-6	66.7%	Game:		8-14	57.1%						
															Deadball Rebound	3

Ohio St. 61 • 11-4,5-2 Big Ten

#	Player	Total		3-Ptr		Rebounds			PF	TP	A	TO	Blk	Stl	Min	
		FG-FGA	FG-FGA	FT-FTA	Off	Def	Tot									
10	Justin Ahrens	f	1-4	1-4	0-0	1	6	7	2	3	0	1	0	0	28	
23	Zed Key	f	4-11	0-0	2-2	3	1	4	4	10	1	2	2	0	21	
32	E.J. Liddell	f	6-11	1-2	6-12	1	7	8	0	19	3	2	2	0	33	
22	Malaki Branham	g	1-7	1-2	5-8	1	3	4	0	8	2	0	0	1	33	
55	Jamari Wheeler	g	2-3	0-1	5-6	1	3	4	3	9	1	2	1	2	34	
01	Jimmy Sotos	g	0-0	0-0	0-0	0	0	0	1	0	0	0	0	0	1	
02	Cedric Russell	g	0-1	0-0	0-0	0	0	0	0	0	0	0	0	0	7	
03	Eugene Brown III	g	2-4	0-2	2-2	0	0	0	2	6	0	0	0	0	18	
25	Kyle Young	g	0-2	0-1	4-6	1	6	7	1	4	2	2	0	2	23	
50	Joey Brunk	g	1-1	0-0	0-0	0	0	0	0	2	0	0	0	0	2	
Team					1		2		3							
Totals			17-44	3-12	24-36	9	28	37	13	61	9	9	5	5	200	
FG % 1st Half:		9-27	33.3%	2nd half:	8-17	47.1%	Game:		17-44	38.6%						
3FG % 1st Half:		2-9	22.2%	2nd half:	1-3	33.3%	Game:		3-12	25.0%						
FT % 1st Half:		7-9	77.8%	2nd half:	17-27	63.0%	Game:		24-36	66.7%						
															Deadball Rebound	7

Officials: Brian McNutt, Eric Curry, DJ Carstensen  
Technical fouls: Penn State-None, Ohio St-None.  
Attendance: 13655  
2021-22 Men's Basketball. Round: 0. Ohio St. vs Penn St.. Played at Value City

Score by periods	1st	2nd	Total
Penn State	22	34	56
Ohio St.	27	34	61

**PENN STATE FALLS IN CLOSE DEFENSIVE BATTLE AT NO. 16 OHIO STATE**

The Penn State men's basketball team hung in there on the road at No. 16 Ohio State, but ultimately fell to the ranked Buckeyes, 61-56, Sunday afternoon at Value City Arena.

The Nittany Lion defense held Ohio State below its season scoring average of 75.6 as the Buckeyes shot just 39 percent, 17-of-44, from the field and 3-of-12 from beyond the arc in the contest.

Senior Sam Sessoms led Penn State in scoring with 15 points while senior Jalen Pickett added 11 with a game-high five assists. Big men Greg Lee and John Harrar each pulled down eight boards and finished with nine and seven points, respectively. Penn State was playing without its leading scorer Seth Lundy, who was unavailable for Sunday's game at Ohio State.

Penn State continuously answered every Ohio State run and the Nittany Lions still hung within four in the final 10 seconds of the game, but the Buckeyes closed it out from the charity stripe for the 61-56 victory.

Penn State's defense held Ohio State 14 points below its season scoring average of 75.6. It marks the ninth time in the last 12 games the Nittany Lions have held an opponent at least 10 points below their season scoring average.

The Nittany Lions' 3-point defense allowed just three made Buckeye baskets from beyond the arc. Ohio State entered the game averaging 8.9 threes per game.

**GAME 16: Iowa 68, Penn State 51**

Jan. 22, 2022 - Carver-Hawkeye Arena - Iowa City, Iowa

Official Basketball Box Score -- Game Totals -- Final Statistics  
Penn State vs Iowa  
01/22/22 3:30 pm at Iowa City, IA

Penn State 51 • 8-8,3-5 Big Ten

#	Player	Total		3-Ptr		Rebounds			PF	TP	A	TO	Blk	Stl	Min	
		FG-FGA	FG-FGA	FT-FTA	Off	Def	Tot									
01	Seth Lundy	f	3-11	2-7	0-0	0	5	5	2	8	0	1	1	0	29	
05	Greg Lee	f	1-5	0-0	4-4	2	6	8	4	6	1	4	0	1	26	
21	Harrar, John	f	0-4	0-0	0-0	3	2	5	2	0	1	0	0	0	23	
03	Sam Sessoms	g	2-6	1-3	1-2	0	1	1	2	6	4	2	0	0	29	
22	Pickett, Jalen	g	5-12	1-6	3-4	0	3	3	0	14	3	4	0	2	37	
02	Myles Dread	g	3-6	3-6	0-0	1	1	2	1	9	0	0	0	1	23	
11	Cornwall, Jaheam	g	2-5	0-2	1-1	0	0	0	0	5	0	0	0	0	12	
13	Scott, Jevonnie	g	1-2	0-1	1-2	1	2	3	3	3	1	2	0	0	12	
14	White, Jalanni	g	0-0	0-0	0-0	1	1	1	3	0	0	1	0	0	9	
23	Johnson, Dallion	g	0-0	0-0	0-0	0	0	0	1	0	0	0	0	0	0+	
Team					4		2		6							
Totals			17-51	7-25	10-13	11	23	34	18	51	10	17	1	4	200	
FG % 1st Half:		9-26	34.6%	2nd half:	8-25	32.0%	Game:		17-51	33.3%						
3FG % 1st Half:		4-13	30.8%	2nd half:	3-12	25.0%	Game:		7-25	28.0%						
FT % 1st Half:		3-3	100.0%	2nd half:	7-10	70.0%	Game:		10-13	76.9%						
															Deadball Rebound	0

Iowa 68 • 14-5,4-4 Big Ten

#	Player	Total		3-Ptr		Rebounds			PF	TP	A	TO	Blk	Stl	Min	
		FG-FGA	FG-FGA	FT-FTA	Off	Def	Tot									
00	Filip Rebraca	f	4-5	0-0	0-0	0	5	5	2	8	0	1	0	0	20	
15	Keegan Murray	f	4-12	1-7	6-8	2	6	8	1	15	2	1	3	1	40	
22	Patrick McCaffery	f	4-9	3-6	0-0	0	2	2	1	11	4	0	2	2	28	
02	Joe Toussaint	g	1-4	0-2	2-2	1	2	3	2	4	4	2	0	3	23	
03	Jordan Bohannon	g	3-8	3-7	2-2	0	2	2	1	11	0	1	0	1	33	
04	Ahron Ulis	g	1-1	0-0	0-0	0	0	0	0	2	0	1	0	0	6	
11	Tony Perkins	g	2-7	0-3	0-0	3	1	4	3	4	0	0	0	0	14	
24	Kris Murray	g	3-5	3-5	4-6	2	2	4	2	13	2	1	0	2	20	
30	Connor McCaffery	g	0-3	0-2	0-0	1	2	3	1	0	3	1	0	0	16	
Team					2		4		6							
Totals			22-54	10-32	14-18	11	26	37	13	68	15	10	5	9	200	
FG % 1st Half:		12-27	44.4%	2nd half:	10-27	37.0%	Game:		22-54	40.7%						
3FG % 1st Half:		5-15	33.3%	2nd half:	5-17	29.4%	Game:		10-32	31.3%						
FT % 1st Half:		1-2	50.0%	2nd half:	13-16	81.3%	Game:		14-18	77.8%						
															Deadball Rebound	2

Officials: Rob Kueneman, D.J. Carstensen, Rob Riley  
Technical fouls: Penn State-None, Iowa-None.  
Attendance: 15056  
2021-22 Men's Basketball. Round: 0. Iowa vs Penn St.. Played at Carver-Hawkeye

Score by periods	1st	2nd	Total
Penn State	25	26	51
Iowa	30	38	68

**PENN STATE DROPS ROAD GAME AT IOWA, 68-51**

After a close first half, Iowa pulled away late in the second to come out on top of the Penn State men's basketball team 68-51 Saturday afternoon at Carver-Hawkeye Arena as the Nittany Lions played their second of three-straight road games.

After a close first half in which the Nittany Lions dominated the boards with a plus-12 rebound margin, the Hawkeyes came out of the locker room and turned the rebound margin in their favor to control the second half and come out with the victory.

Senior Jalen Pickett led Penn State with 14 points and added three rebounds, three assists and two steals to his stat line. Senior Myles Dread had nine points behind a trio of 3-pointers. Senior Greg Lee had a team-high eight rebounds and added six points.

Penn State's defense held Iowa's high-scoring offense to 68 points, 15 points below its season-scoring average of 83.9. Penn State has now held 10 of its last 13 opponents at least 10 points below their season scoring average.

The defense held the Hawkeyes' leading scorer and the nation's second-leading scorer, Keegan Murray to 15 points, well below his season average of 23.3 points per game.

Senior Jalen Pickett recorded his ninth-straight game with double-digits, finishing with a team-high 14 points.

The Nittany Lions held a 22-10 edge in rebounds in the first half, including an 8-1 advantage on the offensive glass. Iowa flipped the script in the second half, controlling the boards 27-12 with a 10-3 edge on the offensive glass.

**GAME 17: Indiana 74, Penn State 57**

Jan. 26, 2022 - Assembly Hall - Bloomington, Ind.

Official Basketball Box Score -- Game Totals -- Final Statistics

Penn State vs Indiana

01/26/22 8:30 pm at Bloomington, IN

**Penn State 57 • 8-9,3-6 Big Ten**

##	Player	Total			Rebounds			PF	TP	A	TO	Blk	Stl	Min
		FG-FGA	FG-FGA	FT-FTA	Off	Def	Tot							
01	Seth Lundy	2-8	1-3	0-0	2	0	2	2	5	0	4	0	1	29
05	Greg Lee	1-7	0-3	3-4	2	4	6	4	5	0	0	0	0	20
21	Harrar, John	4-6	0-0	5-5	8	1	9	3	13	0	4	0	0	27
11	Cornwall, Jaheam	0-4	0-2	0-0	0	3	3	1	0	0	2	0	0	16
22	Pickett, Jalen	5-11	4-7	0-0	0	5	5	0	14	5	0	0	1	26
02	Myles Dread	3-10	3-9	0-0	1	0	1	2	9	1	0	0	1	29
03	Sam Sessoms	3-8	0-1	0-0	0	2	2	1	6	4	1	0	1	27
13	Scott, Jevonnie	0-1	0-0	0-0	0	1	1	2	0	0	0	0	0	3
14	White, Jalanni	1-2	0-0	0-0	0	1	1	1	2	0	1	0	0	5
23	Johnson, Dallion	1-3	1-1	0-0	0	1	1	0	3	0	0	0	1	18
	Team				4	1	5			2				
	Totals	20-60	9-26	8-9	17	19	36	16	57	10	14	0	5	200

FG % 1st Half:	5-30	16.7%	2nd half:	15-30	50.0%	Game:	20-60	33.3%	Deadball
3FG % 1st Half:	1-10	10.0%	2nd half:	8-16	50.0%	Game:	9-26	34.6%	Rebound:
FT % 1st Half:	6-7	85.7%	2nd half:	2-2	100.0%	Game:	8-9	88.9%	2

**Indiana 74 • 15-5,6-4 Big Ten**

##	Player	Total			Rebounds			PF	TP	A	TO	Blk	Stl	Min
		FG-FGA	FG-FGA	FT-FTA	Off	Def	Tot							
12	Miller Kopp	2-6	1-2	0-1	0	0	0	0	5	1	1	0	1	22
23	Tracey Jackson-Davis	5-8	0-0	5-6	2	4	6	2	15	4	0	4	1	33
25	Race Thompson	6-10	2-2	4-4	3	3	6	3	18	0	1	1	1	23
00	Xavier Johnson	7-12	3-3	2-2	0	4	4	2	19	6	3	1	1	32
45	Parker Stewart	1-4	1-3	0-0	0	2	2	2	3	2	0	0	0	26
01	Rob Phinisee	0-3	0-0	0-0	0	3	3	0	0	1	0	0	2	7
03	Anthony Leal	0-0	0-0	0-0	0	0	0	0	0	0	0	0	0	1
22	Jordan Geronimo	1-3	0-0	0-0	2	2	4	2	2	0	0	2	0	20
32	Trey Galloway	2-3	1-1	1-2	0	0	0	0	6	0	3	1	2	18
51	Logan Duncomb	0-0	0-0	0-0	0	0	0	0	0	0	0	0	0	2
53	Tamar Bates	2-2	2-2	0-0	0	1	1	0	6	1	0	1	0	16
	Team				1	3	4			1				
	Totals	26-51	10-13	12-15	8	22	30	11	74	15	9	10	8	200

FG % 1st Half:	16-28	57.1%	2nd half:	10-23	43.5%	Game:	26-51	51.0%	Deadball
3FG % 1st Half:	6-8	75.0%	2nd half:	4-5	80.0%	Game:	10-13	76.9%	Rebound:
FT % 1st Half:	8-11	72.7%	2nd half:	4-4	100.0%	Game:	12-15	80.0%	1

Officials: Brooks Wells,Lewis Garrison,Donnie Eppley

Technical fouls: Penn State-None, Indiana-None.

Attendance: 17222

2021-22 Men's Basketball. Round: 0. Indiana vs Penn St.. Played at Simon Skjod

Score by periods	1st	2nd	Total
Penn State	17	40	57
Indiana	46	28	74

**PENN STATE FALLS TO INDIANA IN THIRD-STRAIGHT ROAD GAME**

Indiana got off to a hot start that the Penn State men's basketball team was never able to overcome in 74-57 loss inside Assembly Hall on Wednesday night.

Senior Jalen Pickett led the Nittany Lions in scoring for the eighth time this season with 14 points, including 4-of-7 from beyond the arc. Classmate Myles Dread added nine points on three 3-pointers.

Big man John Harrar was just shy of a double-double with 13 points and a game-high nine rebounds.

The Hoosiers offense started the game off hot, hitting 5-of-6 from the floor to start, including 3-of-3 from beyond the arc to take a 15-2 lead into the first media timeout.

Indiana extended that lead as the Nittany Lions struggled to find their offensive rhythm and the Hoosiers would go to the locker room trailing 46-17.

Penn State shot 8-of-14 from beyond the arc in the second half and went on a 13-2 run over a four-minute span to claw away at the deficit leading up to the under-4 media timeout.

Despite outscoring the Hoosiers 40-28 in the second half on 50 percent shooting from the field, the first-half deficit was too much to overcome as Indiana secured the win to split the season series.

**GAME 18: Penn State 90, Iowa 86 (2OT)**

Jan. 31, 2022 - Bryce Jordan Center - University Park, Pa.

Official Basketball Box Score -- Game Totals -- Final Statistics

Iowa vs Penn State

01/31/22 7:00 pm at State College, PA

**Iowa 86 • 14-7,4-6 Big Ten**

##	Player	Total			Rebounds			PF	TP	A	TO	Blk	Stl	Min
		FG-FGA	FG-FGA	FT-FTA	Off	Def	Tot							
00	Filip Rebraca	4-5	0-0	3-3	3	3	6	3	11	0	1	1	1	32
15	Keegan Murray	6-18	2-7	7-10	4	2	6	4	21	0	1	1	1	31
22	Patrick McCaffery	6-13	3-6	1-2	1	6	7	3	16	1	1	0	1	37
02	Joe Toussaint	0-4	0-1	0-0	1	4	5	2	0	2	1	0	0	19
03	Jordan Bohannon	0-7	0-4	2-2	0	0	0	0	2	5	0	0	0	33
04	Ahron Ulis	0-7	0-0	7-8	2	3	5	2	7	5	0	0	0	28
11	Tony Perkins	2-4	0-0	0-0	1	1	2	1	4	1	1	0	1	17
13	Austin Ash	0-0	0-0	0-0	0	0	0	0	0	0	0	0	0	0+
20	Payton Sandfort	2-4	1-3	0-0	0	1	1	1	5	0	0	0	0	11
24	Kris Murray	3-7	1-3	1-3	1	3	4	4	8	3	3	1	0	26
30	Connor McCaffery	4-8	4-7	0-0	1	5	6	2	12	0	0	0	3	16
	Team				0	1	1							
	Totals	27-77	11-31	21-28	14	29	43	22	86	17	8	3	7	250

FG % 1st Half:	12-28	42.9%	2nd half:	11-33	33.3%	OT:	4-16	25.0%	Game:	27-77	35.1%	Deadball
3FG % 1st Half:	6-14	42.9%	2nd half:	4-11	36.4%	OT:	1-6	16.7%	Game:	11-31	35.5%	Rebound:
FT % 1st Half:	4-6	66.7%	2nd half:	6-8	75.0%	OT:	1-14	78.6%	Game:	21-28	75.0%	5

**Penn State 90 • 9-9,4-6 Big Ten**

##	Player	Total			Rebounds			PF	TP	A	TO	Blk	Stl	Min
		FG-FGA	FG-FGA	FT-FTA	Off	Def	Tot							
01	Seth Lundy	7-12	2-5	1-1	3	8	11	4	17	2	2	1	2	42
21	Harrar, John	6-10	0-0	7-11	2	8	10	3	19	0	4	0	0	27
02	Myles Dread	3-10	2-7	4-4	2	7	9	3	12	3	0	0	1	41
22	Pickett, Jalen	5-16	2-9	1-1	1	6	7	2	13	2	0	1	2	49
23	Johnson, Dallion	2-3	0-1	0-0	0	1	1	1	4	1	0	0	0	13
03	Sam Sessoms	4-12	0-1	1-2	1	4	5	3	9	0	1	0	1	28
04	Caleb Dorsey	0-2	0-2	0-0	0	0	0	2	0	0	2	0	0	7
05	Greg Lee	6-7	0-0	4-5	5	3	8	3	16	2	1	0	0	27
11	Cornwall, Jaheam	0-2	0-2	0-0	0	1	1	1	0	2	1	0	0	15
14	White, Jalanni	0-0	0-0	0-0	0	0	0	1	0	0	0	0	0	1
	Team				1	0	1			1				
	Totals	33-74	6-27	18-24	15	38	53	23	90	12	12	2	6	250

FG % 1st Half:	13-29	44.8%	2nd half:	14-33	42.4%	OT:	6-12	50.0%	Game:	33-74	44.6%	Deadball
3FG % 1st Half:	2-4	50.0%	2nd half:	2-9	22.2%	OT:	2-4	50.0%	Game:	6-27	22.2%	Rebound:
FT % 1st Half:	4-7	57.1%	2nd half:	4-5	80.0%	OT:	10-12	83.3%	Game:	18-24	75.0%	3

Officials: Paul Szelc,D.J. Carstensen,Larry Scirotto

Technical fouls: Iowa-None, Penn State-None.

Attendance: 7977

2021-22 Men's Basketball. Round: 0. Iowa vs Penn St.. Played at Bryce Jordan C

Score by periods	1st	2nd	OT	Total
Iowa	34	32	12	86
Penn State	32	34	12	90

**PENN STATE WINS 90-86 DOUBLE-OVERTIME THRILLER OVER IOWA**

The Penn State men's basketball team returned home for the first time in 20 days with a flair for the dramatic, winning a wild 90-86 double-overtime thriller over Iowa Monday night at the Bryce Jordan Center.

Iowa's Keegan Murray tipped in the game-tying basket at the buzzer to force overtime with the score knotted at 66. It was Myles Dread who came up big in the first overtime period, nailing a game-tying triple with nine seconds left on the clock to help Penn State force double-overtime at 78-78.

Jalen Pickett scored Penn State's first five points of double-overtime before Penn State went 5-for-6 from the charity stripe in the final seconds to secure the 90-86 victory over the Hawkeyes, the Nittany Lions' first double-overtime victory since 2016.

Five Nittany Lions scored in double figures, led by graduate student John Harrar's career-high 19 points and 10 rebounds, his sixth double-double of the season. Junior Seth Lundy also had a double-double with 17 points and a career-best 11 rebounds.

Seniors Greg Lee, Jalen Pickett and Myles Dread rounded out the double-digit scoring with 16, 13, and 12, respectively. All three were also just short of double-doubles, pulling down at least seven boards each in the well-rounded team effort.

Penn State won its first double-overtime contest since the 2015-16 season when it beat Illinois (86-79) inside the Bryce Jordan Center (3/6/16).



**GAME 19: #11 Wisconsin 51, Penn State 49**

Feb. 5, 2022 - Kohl Center - Madison, Wis.

Official Basketball Box Score -- Game Totals -- Final Statistics  
Penn State vs Wisconsin  
02/05/22 5:00 pm at Madison, WI

**Penn State 49 • 9-10,4-7 Big Ten**

#	Player	Total			Rebounds			PF	TP	A	TO	Blk	Stl	Min
		FG-FGA	3-Ptr	FT-FTA	Off	Def	Tot							
01	Seth Lundy	2-9	2-7	0-0	1	3	4	3	6	0	2	1	1	30
01	Harrar, John	0-2	0-0	2-2	4	5	9	1	2	0	0	0	0	20
02	Myles Dread	2-8	0-6	0-0	1	2	3	2	4	1	2	0	3	23
22	Pickett, Jalen	2-13	0-4	0-0	0	2	2	2	4	3	1	2	1	37
23	Johnson, Dallion	2-4	2-3	0-0	0	4	4	1	6	0	0	0	0	11
03	Sam Sessoms	5-9	2-3	2-2	0	0	0	2	14	2	3	0	1	25
05	Greg Lee	3-6	2-4	0-0	0	9	9	2	8	1	0	0	1	26
10	Jaheam Cornwall	2-5	1-3	0-1	0	1	1	0	5	0	1	0	0	23
14	White, Jalanni	0-1	0-0	0-0	0	1	1	1	0	0	1	0	0	5
Team						2	2	4						
Totals		18-57	9-30	4-5	8	29	37	14	49	7	10	3	7	200

FG % 1st Half: 5-30 16.7% 2nd half: 13-27 48.1% Game: 18-57 31.6% Deadball Rebounds 1,1  
3FG % 1st Half: 1-12 8.3% 2nd half: 8-18 44.4% Game: 9-30 30.0%  
FT % 1st Half: 2-3 66.7% 2nd half: 2-2 100.0% Game: 4-5 80.0%

**Wisconsin 51 • 18-4,9-3 Big Ten**

#	Player	Total			Rebounds			PF	TP	A	TO	Blk	Stl	Min
		FG-FGA	3-Ptr	FT-FTA	Off	Def	Tot							
05	Tyler Wahl	6-9	0-1	0-0	0	7	7	1	12	0	4	1	0	33
22	Steven Crowl	5-8	3-5	0-0	0	4	4	2	13	5	0	1	1	25
01	Johnny Davis	2-13	0-2	0-0	0	9	9	2	4	3	1	2	1	35
23	Chucky Hepburn	4-7	2-4	0-0	0	2	2	4	10	1	1	0	0	27
34	Brad Davison	3-10	1-6	2-2	1	3	4	3	9	1	1	0	0	35
00	Jahcobi Neath	0-0	0-0	0-0	0	2	2	0	0	0	0	0	0	9
02	Jordan Davis	0-1	0-0	0-0	0	0	0	0	0	0	0	0	0	1
11	Lone Bowman II	0-4	0-2	1-4	0	3	3	1	1	0	0	0	0	12
20	Ben Carlson	0-1	0-1	0-0	1	0	1	0	0	0	0	0	0	8
33	Chris Vogt	1-3	0-0	0-0	3	1	4	0	2	0	1	0	1	15
Team						1	0	1						
Totals		21-56	6-21	3-6	6	31	37	13	51	10	8	4	3	200

FG % 1st Half: 8-31 25.8% 2nd half: 13-25 52.0% Game: 21-56 37.5% Deadball Rebounds 2  
3FG % 1st Half: 1-10 10.0% 2nd half: 5-11 45.5% Game: 6-21 28.6%  
FT % 1st Half: 1-4 25.0% 2nd half: 2-2 100.0% Game: 3-6 50.0%

Officials: Brandon Cruz, Rob Kueneman, Lamont Simpson  
Technical fouls: Penn State-None, Wisconsin-None.  
Attendance: 17287  
2021-22 Men's Basketball, Round: 0, Penn St. vs Wisconsin, Played at Kohl Cent

Score by periods	1st	2nd	Total
Penn State	13	36	49
Wisconsin	18	33	51

**PENN STATE FIGHTS UNTIL THE END IN NARROW 51-49 ROAD LOSS AGAINST NO. 11 WISCONSIN**

The Penn State men's basketball team was in it until the final seconds on the road at No. 11 Wisconsin, but the Badgers hung on to survive for the 51-49 win Saturday evening at the Kohl Center.

Penn State was playing its fourth road game in the last five contests, and after flight issues Friday evening, the Nittany Lions were forced to do a day trip to Madison on Saturday, leaving State College nearly 20 hours later than originally planned and showing up to the arena just over an hour before tip.

The bench was strong for the Nittany Lions, scoring 27 of the team's total points, led by senior Sam Sessoms' 14, 12 of which came in the second half.

Senior Greg Lee contributed eight points and nine rebounds also off the bench. Graduate student John Harrar also had nine boards.

The Nittany Lions went on a 9-0 run to tie the game at 49-49 with 51 seconds remaining before Wisconsin made a basket on its ensuing possession to take the two-point lead with 31 seconds left.

Clutch-shooter Myles Dread had a look from behind-the-arc in the final seconds for the win, but his shot came up just short for the ranked Badgers to escape with the victory.

Penn State held Wisconsin 20 points below its season scoring average of 72.1. It marks the 12th opponent in the last 16 games the Nittany Lion defense has held at least 10 points below their season scoring average.

The Nittany Lions held the Badgers' leading scorers Johnny Davis and Brad Davison significantly below their season scoring averages, as Davis finished with a season-low four points (avg. 21.1 ppg) and Davison had nine (15.2 ppg). Both had zero points in the first half.

**GAME 20: Michigan 58, Penn State 57**

Feb. 8, 2022 - Bryce Jordan Center - University Park, Pa.

Official Basketball Box Score -- Game Totals -- Final Statistics  
Michigan vs Penn State  
02/08/22 9:00 pm at State College, PA

**Michigan 58 • 12-9,6-5 Big Ten**

#	Player	Total			Rebounds			PF	TP	A	TO	Blk	Stl	Min
		FG-FGA	3-Ptr	FT-FTA	Off	Def	Tot							
14	Moussa Diabate	1-4	0-1	1-2	2	3	5	3	3	0	0	0	0	28
01	Hunter Dickinson	6-20	1-4	6-6	8	7	15	2	19	2	2	4	0	35
12	DeVante' Jones	2-9	1-4	2-2	1	4	5	1	7	5	1	0	0	33
22	Caleb Houston	1-4	1-4	3-4	1	2	3	2	6	2	2	0	0	33
55	Eli Brooks	4-9	1-3	7-8	0	5	5	1	16	2	1	0	0	37
02	Kobe Bufkin	0-0	0-0	0-0	0	0	0	0	0	0	0	0	0	3
05	Terrance Williams II	1-1	0-0	0-0	1	1	2	2	2	0	0	0	0	13
10	Frankie Collins	0-1	0-1	0-0	0	0	0	0	0	1	1	0	1	7
23	Brandon Johns Jr.	2-6	1-4	0-0	0	2	2	0	5	0	0	0	0	11
Team						1	1	2						
Totals		17-54	5-21	19-22	14	25	39	11	58	12	7	4	1	200

FG % 1st Half: 12-30 40.0% 2nd half: 5-24 20.8% Game: 17-54 31.5% Deadball Rebounds 4  
3FG % 1st Half: 5-16 31.3% 2nd half: 0-5 0.0% Game: 5-21 23.8%  
FT % 1st Half: 5-6 83.3% 2nd half: 14-16 87.5% Game: 19-22 86.4%

**Penn State 57 • 9-11,4-8 Big Ten**

#	Player	Total			Rebounds			PF	TP	A	TO	Blk	Stl	Min
		FG-FGA	3-Ptr	FT-FTA	Off	Def	Tot							
01	Seth Lundy	3-5	1-3	1-2	0	2	2	5	8	1	1	0	3	30
21	Harrar, John	3-4	0-0	2-2	5	2	7	2	8	2	0	0	0	24
02	Myles Dread	3-4	3-4	0-0	0	5	5	2	9	2	1	0	0	34
22	Pickett, Jalen	6-16	2-7	0-0	0	1	1	3	14	2	1	2	1	40
23	Johnson, Dallion	1-4	1-4	0-0	0	2	2	1	3	1	0	0	0	14
03	Sam Sessoms	5-17	0-1	3-3	0	3	3	1	13	2	2	0	0	29
04	Caleb Dorsey	0-0	0-0	0-0	0	1	1	0	0	0	0	0	0	5
11	Cornwall, Jaheam	0-1	0-1	0-0	0	0	0	0	0	0	0	0	0	4
13	Scott, Jevonnie	0-2	0-0	0-0	0	2	2	0	0	0	1	0	1	10
14	White, Jalanni	1-2	0-1	0-0	1	1	2	3	2	0	0	1	0	10
Team						2	3	5						
Totals		22-55	7-21	6-7	8	22	30	17	57	10	7	3	5	200

FG % 1st Half: 15-26 57.7% 2nd half: 7-29 24.1% Game: 22-55 40.0% Deadball Rebounds 1  
3FG % 1st Half: 4-11 36.4% 2nd half: 3-10 30.0% Game: 7-21 33.3%  
FT % 1st Half: 0-0 0.0% 2nd half: 6-7 85.7% Game: 6-7 85.7%

Officials: Deldre Carr, Brooks Wells, Chris Beaver  
Technical fouls: Michigan-None, Penn State-None.  
Attendance: 8650  
2021-22 Men's Basketball, Round: 0, Michigan vs Penn St., Played at Bryce Jord

Score by periods	1st	2nd	Total
Michigan	34	24	58
Penn State	34	23	57

**NITTANY LIONS DROP TIGHT 58-57 BATTLE TO MICHIGAN**

The Penn State men's basketball found itself in another tight defensive battle, but fell just short to the visiting Michigan Wolverines, 58-57, Tuesday evening at the Bryce Jordan Center.

The two teams shot a combined 12-for-55 in the second half, but the Wolverines held the heavy advantage at the charity stripe to seal the victory.

Seniors Jalen Pickett and Sam Sessoms lead the Nittany Lions in scoring with 14 and 13, respectively.

Graduate student John Harrar added eight points on 3-of-4 shooting and pulled down a team-high seven boards.

The Wolverines made 19 of 22 attempts from the charity stripe. Penn State got just seven chances from the free throw line, making six of them.

Seniors Jalen Pickett and Sam Sessoms recorded their 15th and 12th, respectively, double-digit scoring games of the season. Graduate student John Harrar eclipsed the 700-career points mark and now sits at 707 points and 722 rebounds in his time as a Penn Stater.

The Nittany Lion defense held Michigan 15 points below their season scoring average of 73.1. It marks the 13th opponent in the last 17 games who have been held at least 10 points below their season scoring average in regulation.

**GAME 21: Minnesota 76, Penn State 70**

Feb. 12, 2022 - Williams Arena- Minneapolis, Minn.

Official Basketball Box Score -- Game Totals -- Final Statistics  
Penn State vs Minnesota  
02/12/22 7:30 pm at Minneapolis, MN

**Penn State 70 • 9-12,4-9 Big Ten**

#	Player	Total			3-Ptr			Rebounds			PF	TP	A	TO	Blk	Stl	Min
		FG-FGA	FG-FGA	FT-FTA	Off	Def	Tot	Off	Def	Tot							
01	Seth Lundy	f	6-9	4-5	0-0	0	4	4	3	16	0	3	1	0	36		
21	Harrar, John	f	6-8	0-0	0-0	3	6	9	4	12	4	3	0	0	21		
02	Myles Dread	g	3-3	3-3	0-0	0	4	4	1	9	2	1	1	0	32		
22	Pickett, Jalen	g	4-12	0-2	2-3	1	3	4	1	10	6	1	1	0	40		
23	Johnson, Dallion	g	1-4	1-3	0-0	1	4	5	2	3	1	1	0	33			
03	Sam Sessoms	g	8-15	0-2	2-2	0	5	5	2	18	3	3	1	2	29		
13	Scott, Jevonnie	f	1-1	0-0	0-2	0	2	2	1	2	0	0	0	0	5		
14	White, Jalanni	f	0-1	0-0	0-0	0	1	1	0	0	0	1	1	0	4		
Team						2			2								
Totals			29-53	8-15	4-7	7	29	36	14	70	16	13	5	2	200		

FG % 1st Half: 15-25 60.0% 2nd half: 14-28 50.0% Game: 29-53 54.7% Deadball Rebound: 1  
3FG % 1st Half: 4-7 57.1% 2nd half: 4-8 50.0% Game: 8-15 53.3%  
FT % 1st Half: 2-4 50.0% 2nd half: 2-3 66.7% Game: 4-7 57.1%

**Minnesota 76 • 12-10,3-10 Big T**

#	Player	Total			3-Ptr			Rebounds			PF	TP	A	TO	Blk	Stl	Min
		FG-FGA	FG-FGA	FT-FTA	Off	Def	Tot	Off	Def	Tot							
01	Eric Curry	f	10-19	1-1	1-1	0	1	1	0	22	2	0	1	2	27		
10	Jamison Battle	f	3-7	2-4	0-0	0	4	4	2	8	0	0	0	0	36		
00	Payton Willis	g	6-11	3-4	3-3	0	6	6	1	18	10	1	0	1	40		
12	Luke Loewe	g	4-9	0-3	3-3	0	2	2	2	11	4	0	0	1	40		
20	E.J. Stephens	g	3-7	2-4	5-6	0	2	2	1	13	3	1	0	0	27		
15	Charlie Daniels	f	0-0	0-0	0-0	0	0	0	2	0	0	0	0	0	5		
24	Sean Sutherlin	f	2-5	0-0	0-0	0	2	2	4	1	1	0	0	0	25		
Team						2			4								
Totals			28-58	8-16	12-13	2	19	21	10	76	20	3	1	4	200		

FG % 1st Half: 16-34 47.1% 2nd half: 12-24 50.0% Game: 28-58 48.3% Deadball Rebound: 0  
3FG % 1st Half: 4-11 36.4% 2nd half: 4-5 80.0% Game: 8-16 50.0%  
FT % 1st Half: 0-0 0.0% 2nd half: 12-13 92.3% Game: 12-13 92.3%

Officials: Edwin Young,Courtney Green,Rob Riley  
Technical fouls: Penn State-None. Minnesota-None.  
Attendance: 9948  
2021-22 Men's Basketball. Round: 0. Minnesota vs Penn St. Played at Williams

Score by periods	1st	2nd	Total
Penn State	36	34	70
Minnesota	36	40	76

**PENN STATE FALLS TO MINNESOTA ON THE ROAD**

The Penn State men's basketball shot above 50 percent from the field, but Minnesota capitalized on points off turnovers to ultimately earn the 76-70 victory Saturday evening at Williams Arena.

Senior Sam Sessoms led four Nittany Lions in double figures with a team-high 18 points, plus five rebounds and three assists.

Junior Seth Lundy had 16 points, including 4-of-5 from beyond the arc. Senior Jalen Pickett added 10 points, four rebounds and six assists.

Graduate student John Harrar was just shy of a double-double with 12 points on 6-of-8 from the field and a game-high nine boards.

Senior Sam Sessoms was again efficient off the bench with 18 points, his third-straight game with double-digit points as the sixth man.

Graduate student John Harrar registered his 11th double-digit scoring game of the season.

Senior Myles Dread was a perfect 3-for-3 from beyond the arc for his ninth game this season with at least three made 3-pointers.

Penn State dominated Minnesota on the glass, 36-21, but the Gophers had the huge edge in points off turnovers (26-3) to ultimately decide the game.

**GAME 22: Penn State 62, #19 Michigan St. 58**

Feb. 15, 2022 - Bryce Jordan Center - University Park, Pa.

Official Basketball Box Score -- Game Totals -- Final Statistics  
Michigan St. vs Penn State  
02/15/22 6:30 pm at State College, PA

**Michigan St. 58 • 18-7,9-5 Big Ten**

#	Player	Total			3-Ptr			Rebounds			PF	TP	A	TO	Blk	Stl	Min
		FG-FGA	FG-FGA	FT-FTA	Off	Def	Tot	Off	Def	Tot							
10	Joey Hauser	f	2-6	2-3	0-0	0	3	3	0	6	1	0	0	0	19		
30	Marcus Bingham Jr.	f	2-6	1-2	0-0	1	3	4	1	5	0	1	2	1	15		
44	Gabe Brown	f	2-8	1-5	2-2	1	2	3	2	7	2	1	0	1	30		
05	Max Christie	g	4-11	0-4	2-2	0	3	3	2	10	0	1	0	1	32		
11	A.J. Hoggard	g	0-4	0-0	0-0	1	1	2	0	0	5	0	0	2	21		
01	Pierre Brooks	g	0-0	0-0	0-0	0	0	0	0	0	0	2	0	0	3		
02	Tyson Walker	g	4-5	0-0	0-0	0	1	1	1	8	4	1	0	0	19		
03	Jaden Atkins	g	1-3	1-1	0-0	0	2	2	2	3	0	1	0	0	14		
22	Mady Sissoko	g	1-1	0-0	0-0	0	0	0	0	2	0	0	0	0	3		
26	Malik Hall	g	1-4	0-1	1-4	1	4	5	3	3	2	2	1	0	23		
34	Julius Marble	g	6-7	0-0	2-2	3	5	8	4	14	0	1	2	0	21		
Team						1			2								
Totals			23-55	5-16	7-10	8	26	34	15	58	14	11	5	5	200		

FG % 1st Half: 11-24 45.8% 2nd half: 12-31 38.7% Game: 23-55 41.8% Deadball Rebound: 3  
3FG % 1st Half: 2-5 40.0% 2nd half: 3-11 27.3% Game: 5-16 31.3%  
FT % 1st Half: 0-2 0.0% 2nd half: 7-8 87.5% Game: 7-10 70.0%

**Penn State 62 • 10-12,5-9 Big T**

#	Player	Total			3-Ptr			Rebounds			PF	TP	A	TO	Blk	Stl	Min
		FG-FGA	FG-FGA	FT-FTA	Off	Def	Tot	Off	Def	Tot							
01	Seth Lundy	f	6-14	5-12	0-0	0	5	5	2	17	1	3	1	0	40		
21	Harrar, John	f	7-12	0-0	2-4	6	10	16	3	16	3	0	1	0	30		
02	Myles Dread	g	1-3	1-3	0-0	0	0	0	3	3	3	1	0	1	20		
22	Pickett, Jalen	g	3-9	2-5	2-2	0	4	4	1	10	3	1	0	3	39		
23	Johnson, Dallion	g	1-3	1-2	2-2	0	0	0	1	5	0	0	0	0	25		
03	Sam Sessoms	g	3-12	1-3	2-2	3	4	7	2	9	3	2	0	2	31		
04	Caleb Dorsey	f	0-1	0-0	0-0	0	0	0	1	0	0	0	0	1	5		
13	Scott, Jevonnie	f	0-0	0-0	0-0	0	0	0	0	0	0	1	0	0	3		
14	White, Jalanni	f	1-2	0-0	0-2	1	1	2	1	2	0	0	0	0	7		
Team						0			0								
Totals			22-56	10-25	8-12	10	24	34	14	62	13	8	2	7	200		

FG % 1st Half: 8-29 27.6% 2nd half: 14-27 51.9% Game: 22-56 39.3% Deadball Rebound: 2  
3FG % 1st Half: 5-13 38.5% 2nd half: 5-12 41.7% Game: 10-25 40.0%  
FT % 1st Half: 3-6 50.0% 2nd half: 5-6 83.3% Game: 8-12 66.7%

Officials: Steve McJunkins,Bill Ek,Paul Szelc  
Technical fouls: Michigan St-None. Penn State-TEAM.  
Attendance: 8390  
2021-22 Men's Basketball. Round: 0. Michigan St. vs Penn St. Played at Bryce

Score by periods	1st	2nd	Total
Michigan St.	24	34	58
Penn State	24	38	62

**PENN STATE KNOCKS OFF NO. 19 MICHIGAN STATE IN COMEBACK FASHION**

The Penn State men's basketball team used a 33-15 run in the game's final 13 minutes to erase a 14-point deficit and rally to defeat #19 Michigan State 62-58 Tuesday night at the Bryce Jordan Center.

The Nittany Lions only led the game for a total of 2:07, trailing by as much as 14 with 13:20 to play in the second half. The 33-15 game-closing run was cemented with a 12-4 Penn State advantage in the final 3:04 as the Nittany Lions clawed back for first-year head coach Micah Shrewsberry's first head coaching victory over a ranked team.

Junior Seth Lundy led all scorers with a game-high 17 points behind five 3-pointers. Graduate student John Harrar had a monster game for his seventh double-double of the season with 16 points and a career-high 16 boards. Senior Jalen Pickett rounded out the double-digit scoring for the Nittany Lions with 10 points while adding four rebounds, three assists and three steals.

The Nittany Lions earned their first win over a top-20 team since Jan. 30, 2021 when Penn State defeated #14/13 Wisconsin 81-71 at the BJC. Penn State has now defeated at least one top-25 ranked team at the Bryce Jordan Center for the seventh-straight season.

It marks head coach Micah Shrewsberry's first-career head coaching victory over a top-25 ranked team.

Penn State rallied back from a 14-point deficit to win. It's the largest comeback of the season for the Nittany Lions, who have now come back from 10+ down to win three times this year (vs. Cornell, at Northwestern).

The Penn State defense held the Spartans 15 points below their season scoring average of 73.3 points per game.

**GAME 23: Penn State 67, Minnesota 46**  
Feb. 17, 2022 - Bryce Jordan Center - University Park, Pa.

Official Basketball Box Score -- Game Totals -- Final Statistics  
Minnesota vs Penn State  
02/17/22 4:00 pm at State College, PA

**Minnesota 46 • 12-13,3-12 Big T**

#	Player	Total			3-Ptr			Rebounds			PF	TP	A	TO	Blk	Stl	Min
		FG-FGA	FG-FGA	FT-FTA	FG-FGA	FG-FGA	FT-FTA	Off	Def	Tot							
01	Eric Curry	f	0-6	0-0	1-2	1	3	4	3	1	1	3	0	1	21		
10	Jamison Battle	f	6-15	3-8	1-2	0	3	3	0	16	1	0	0	0	37		
00	Payton Willis	g	2-6	1-3	0-0	0	1	1	0	5	2	1	0	1	28		
12	Luke Loewe	g	3-8	2-4	0-0	0	1	1	2	8	2	0	0	0	35		
20	E. J. Stephens	g	3-5	1-1	0-0	0	3	3	1	7	2	1	1	0	34		
02	Abdoulaye Thiam	g	1-1	0-0	0-0	0	0	0	0	2	0	1	0	1	3		
15	Charlie Daniels	g	1-2	0-0	0-1	0	2	2	3	2	0	1	0	0	11		
22	Danny Ogele	g	0-1	0-1	0-0	0	0	0	0	0	0	0	0	0	3		
24	Sean Sutherland	g	1-8	0-2	3-6	2	5	7	0	5	0	0	0	1	21		
42	Treyton Thompson	g	0-1	0-0	0-0	0	3	3	0	0	1	1	1	1	7		
<b>Team</b>						1	1	2									
<b>Totals</b>			17-53	7-19	5-11	4	22	26	9	46	9	8	2	5	200		
FG % 1st Half: 8-24		33.3%	2nd half: 9-29		31.0%	Game: 17-53		32.1%	Deadball								
3FG % 1st Half: 3-8		37.5%	2nd half: 4-11		36.4%	Game: 7-19		36.8%	Rebound								
FT % 1st Half: 0-0		0.0%	2nd half: 5-11		45.5%	Game: 5-11		45.5%	5								

**Penn State 67 • 11-12,6-9 Big T**

#	Player	Total			3-Ptr			Rebounds			PF	TP	A	TO	Blk	Stl	Min
		FG-FGA	FG-FGA	FT-FTA	FG-FGA	FG-FGA	FT-FTA	Off	Def	Tot							
01	Seth Lundy	f	1-4	1-3	0-0	0	3	3	0	3	0	0	0	0	24		
21	Harrar, John	f	5-8	0-0	0-0	3	7	10	0	10	3	1	1	0	22		
02	Myles Dread	g	5-6	2-3	0-0	0	6	6	0	12	1	0	0	1	35		
22	Pickett, Jalen	g	9-14	2-4	0-0	0	4	4	0	20	3	1	2	2	31		
23	Johnson, Dallion	g	2-6	1-2	3-3	0	1	1	0	8	0	2	1	1	24		
00	Kaylen Oweh	g	0-2	0-0	0-0	0	0	0	1	0	0	1	0	1	3		
03	Sam Sessoms	g	2-5	0-1	0-0	0	3	3	2	4	6	1	0	0	22		
04	Caleb Dorsey	g	1-1	1-1	0-0	0	2	2	0	3	0	0	0	0	7		
11	Cornwall, Jaheam	g	0-1	0-0	0-0	0	0	1	0	1	0	1	0	1	6		
13	Scott, Jevonnie	g	1-3	0-0	0-0	0	3	4	2	1	2	2	1	1	12		
14	White, Jalanni	g	2-2	0-0	1-3	0	1	1	2	5	1	0	0	0	6		
15	Conlan, Dan	g	0-0	0-0	0-0	0	0	0	0	0	0	0	0	0	3		
33	Christos, Andy	g	0-0	0-0	0-0	0	1	1	0	0	0	0	0	0	3		
35	Jagiassi, Ishaan	g	0-0	0-0	0-0	0	0	0	0	0	0	0	0	0	2		
<b>Team</b>						0	2	2									
<b>Totals</b>			28-52	7-14	4-6	3	33	36	11	67	16	10	5	7	200		
FG % 1st Half: 11-26		42.3%	2nd half: 17-26		65.4%	Game: 28-52		53.8%	Deadball								
3FG % 1st Half: 3-9		33.3%	2nd half: 4-5		80.0%	Game: 7-14		50.0%	Rebound								
FT % 1st Half: 2-2		100.0%	2nd half: 2-4		50.0%	Game: 4-6		66.7%	1								

Officials: Bert Smith, Roger Ayers, Brian Dorsey  
Technical fouls: Minnesota-None, Penn State-None.  
Attendance: 7726  
2021-22 Men's Basketball, Round: 0, Minnesota vs Penn St., Played at Bryce Jordan Center

Score by periods	1st	2nd	Total
Minnesota	19	27	46
Penn State	27	40	67

**NITTANY LIONS ROUT MINNESOTA, 67-46, FOR SECOND WIN IN THREE DAYS**

The Penn State men's basketball team earned its most dominant Big Ten victory of the season Thursday afternoon as the Nittany Lions cruised to a wire-to-wire 67-46 victory over Minnesota to pick up their second win in three days at the Bryce Jordan Center.

The 21-point victory marked Penn State's largest-ever win over the Gophers as the Nittany Lions had it firing on all cylinders in the second meeting in five days with Minnesota. Penn State shot 53.8 percent (28-for-52) from the field, while the Nittany Lion defense was characteristically stout and held the Gophers to just 46 points on 32.1 percent (17-for-53) shooting.

Senior guard Jalen Pickett led the Nittany Lions with 20 points on 9-14 shooting, his third 20-plus point game of the season. Senior guard Myles Dread added 12 points on 5-6 shooting, including a pair of three pointers. Graduate student John Harrar recorded his second-straight double-double, finishing with 10 points and 10 rebounds.

Penn State's 21-point victory over Minnesota was its largest ever against the Gophers. The Nittany Lions' previous high was a 20-point win, 82-62, on Feb. 14, 2001 at Minnesota. The win marked Penn State's first 20+-point victory in the Big Ten since Feb. 19, 2019 against Nebraska (95-71).

The Nittany Lions held Minnesota 21.6 points below their season scoring average of 67.6 points per game. It's the 15th time in the last 20 games that the Penn State defense has held its opponent at least 10 points under its season scoring average.

**GAME 24: Maryland 67, Penn State 61**  
Feb. 21, 2022 - XFINITY Center - College Park, Md.

Official Basketball Box Score -- Game Totals -- Final Statistics  
Penn State vs Maryland  
02/21/22 7:00 pm at College Park, MD

**Penn State 61 • 11-13,6-10 Big T**

#	Player	Total			3-Ptr			Rebounds			PF	TP	A	TO	Blk	Stl	Min
		FG-FGA	FG-FGA	FT-FTA	FG-FGA	FG-FGA	FT-FTA	Off	Def	Tot							
01	Seth Lundy	f	2-4	2-4	0-0	1	4	5	3	6	0	3	1	0	35		
21	Harrar, John	f	7-10	0-0	0-2	4	9	13	3	14	2	0	0	0	31		
02	Myles Dread	g	2-4	2-4	0-0	0	3	3	4	6	0	2	0	2	20		
22	Pickett, Jalen	g	6-18	1-5	0-0	1	5	6	0	13	6	3	0	4	40		
23	Johnson, Dallion	g	1-3	1-2	0-0	0	0	0	0	3	0	1	0	1	24		
03	Sam Sessoms	g	7-14	2-4	1-1	0	1	1	3	17	1	4	0	0	25		
04	Caleb Dorsey	g	0-0	0-0	0-0	0	1	1	0	0	0	0	0	1	10		
11	Cornwall, Jaheam	g	0-0	0-0	0-0	0	0	0	0	2	0	0	0	0	8		
13	Scott, Jevonnie	g	0-0	0-0	2-2	0	1	1	1	2	0	0	0	0	5		
14	White, Jalanni	g	0-0	0-0	0-0	1	0	1	0	0	0	0	0	0	2		
<b>Team</b>						1	0	1									
<b>Totals</b>			25-53	8-19	3-5	8	24	32	16	61	9	13	2	7	200		
FG % 1st Half: 11-27		40.7%	2nd half: 14-26		53.8%	Game: 25-53		47.2%	Deadball								
3FG % 1st Half: 4-9		44.4%	2nd half: 4-10		40.0%	Game: 8-19		42.1%	Rebound								
FT % 1st Half: 2-2		100.0%	2nd half: 1-3		33.3%	Game: 3-5		60.0%	0								

**Maryland 67 • 13-14,5-11 Big T**

#	Player	Total			3-Ptr			Rebounds			PF	TP	A	TO	Blk	Stl	Min
		FG-FGA	FG-FGA	FT-FTA	FG-FGA	FG-FGA	FT-FTA	Off	Def	Tot							
24	Donta Scott	f	5-10	0-2	2-4	0	3	3	1	12	0	3	1	0	33		
33	Qudus Wahab	c	3-5	0-0	1-1	2	5	7	1	7	0	0	1	0	22		
04	Fatts Russell	g	4-13	1-4	9-11	0	5	5	3	18	2	1	0	2	29		
11	Xavier Green	g	1-4	0-3	0-0	2	2	4	1	2	1	1	0	0	29		
13	Hakim Hart	g	3-7	1-4	1-1	0	3	3	1	8	0	1	0	4	32		
05	Eric Ayala	g	5-8	3-6	0-0	0	1	1	1	13	0	3	0	1	18		
10	Julian Reese	g	1-2	1-1	0-0	0	1	1	1	3	0	0	0	0	17		
23	Ian Martinez	g	1-1	0-0	2-2	0	0	0	2	4	4	0	0	4	20		
<b>Team</b>						3	1	4									
<b>Totals</b>			23-50	6-20	15-19	7	21	28	11	67	7	9	2	11	200		
FG % 1st Half: 12-27		44.4%	2nd half: 11-23		47.8%	Game: 23-50		46.0%	Deadball								
3FG % 1st Half: 3-9		30.0%	2nd half: 3-10		30.0%	Game: 6-20		30.0%	Rebound								
FT % 1st Half: 1-1		100.0%	2nd half: 14-18		77.8%	Game: 15-19		78.9%	0.1								

Officials: Keith Kimble, Rob Riley, D.J. Carstensen  
Technical fouls: Penn State-None, Maryland-None.  
Attendance: 15184  
2021-22 Men's Basketball, Round: 0, Maryland vs Penn St., Played at XFINITY Ce

Score by periods	1st	2nd	Total
Penn State	28	33	61
Maryland	28	39	67

**PENN STATE COMES UP JUST SHORT IN COMEBACK ATTEMPT AT MARYLAND**

The Penn State men's basketball team came up just short of a double-digit comeback bid on the road against the Maryland Terrapins, ultimately falling 67-61 Monday evening in the XFINITY Center.

The Nittany Lions were down 13 with 8:40 remaining in regulation and clawed back within four before the Terrapins closed out the game from the charity stripe, going 14-of-18 from the free throw line in the second half.

Three Nittany Lions finished in double figures, led by senior Sam Sessom's 17 points off the bench. Classmate Jalen Pickett added 13 points along with six boards and six assists. Graduate student John Harrar recorded his third-straight double-double and ninth of the season with 14 points and 13 rebounds.

The game was tied at 28 at the half before the Terps surged ahead 55-42 with under nine minutes to play. Penn State rallied to pull within four in the final minute, but Maryland was able to close the game from the free throw line, going 8-for-9 from the charity stripe in the final minute, to secure the victory. The Nittany Lion defense kept Maryland without a field goal for the final 6:19 of the game.

Graduate student John Harrar recorded his ninth double-double of the season and third consecutive with 14 points and 13 rebounds. He finished 7-for-10 from the field. Senior Myles Dread hit two 3-pointers in the contest to match Danny Morrissey's fifth-best career mark of 221 career 3-pointers.

**GAME 25: Penn State 67, Northwestern 60**  
Feb. 25, 2022 - Bryce Jordan Center - University Park, Pa.

Official Basketball Box Score -- Game Totals -- Final Statistics  
Northwestern vs Penn State  
02/25/22 7:00 pm at State College, PA

Northwestern 60 • 13-14,6-12 Big T

#	Player	Total		3-Ptr		Rebounds			PF	TP	A	TO	Blk	Stl	Min
		FG-FGA	FG-FGA	FT-FTA	Off	Def	Tot								
22	Pete Nance	5-11	2-4	0-0	0	4	4	3	12	2	0	2	0	27	
31	Robbie Beran	0-5	0-3	0-0	2	4	6	4	0	1	1	1	0	24	
00	Boo Bue	4-12	0-2	0-0	1	0	1	3	8	7	0	0	2	26	
01	Chase Audige	3-15	3-8	2-2	1	3	4	4	11	0	1	0	1	30	
05	Julian Roper II	1-2	1-2	2-2	0	3	3	3	5	0	0	0	0	29	
02	Ryan Greer	0-1	0-0	0-0	0	0	0	0	0	1	0	0	1	11	
03	Ty Berry	3-6	1-3	4-4	0	3	3	1	11	1	0	0	0	24	
14	Casey Simmons	0-0	0-0	0-0	0	0	0	0	0	0	0	0	0	0+	
15	Ryan Young	4-5	0-0	0-0	1	5	6	0	8	3	1	0	0	13	
21	Elyjah Williams	2-3	0-0	1-3	0	0	0	0	5	0	1	0	0	16	
Team						2	0	2							
Totals		22-60	7-22	9-11	7	22	29	18	60	15	4	3	4	200	
FG % 1st Half:		10-29	34.5%	2nd half:	12-31	38.7%	Game:		22-60	36.7%	Deadball Rebounds				
3FG % 1st Half:		3-11	27.3%	2nd half:	4-11	36.4%	Game:		7-22	31.8%	1				
FT % 1st Half:		5-6	83.3%	2nd half:	4-5	80.0%	Game:		9-11	81.8%					

Penn State 67 • 12-13,7-10 Big T

#	Player	Total		3-Ptr		Rebounds			PF	TP	A	TO	Blk	Stl	Min
		FG-FGA	FG-FGA	FT-FTA	Off	Def	Tot								
01	Seth Lundy	2-6	2-5	6-6	0	4	4	2	12	1	2	0	0	30	
21	Harrar, John	4-6	0-0	3-6	6	14	20	2	11	0	1	1	0	31	
02	Myles Dread	2-8	2-8	0-0	1	3	4	3	6	2	1	0	0	32	
22	Pickett, Jalen	5-10	1-3	0-0	2	3	5	3	11	6	3	3	1	39	
23	Johnson, Dallion	5-9	5-9	0-1	0	2	2	1	15	2	1	0	0	26	
03	Sam Sessoms	4-9	3-5	1-2	1	0	1	2	12	1	2	0	0	21	
04	Caleb Dorsey	0-2	0-2	0-0	0	0	0	0	0	0	0	0	1	5	
11	Cornwall, Jaheam	0-1	0-1	0-0	0	0	0	0	0	0	0	0	0	6	
13	Scott, Jevonnie	0-1	0-0	0-0	1	2	3	2	0	0	0	0	0	5	
14	White, Jalanni	0-1	0-0	0-0	0	2	2	1	0	0	1	0	0	5	
Team						2	2	4							
Totals		22-53	13-33	10-15	13	32	45	16	67	12	14	4	2	200	
FG % 1st Half:		8-30	26.7%	2nd half:	14-23	60.9%	Game:		22-53	41.5%	Deadball Rebounds				
3FG % 1st Half:		4-17	23.5%	2nd half:	9-16	56.3%	Game:		13-33	39.4%	1				
FT % 1st Half:		2-3	66.7%	2nd half:	8-12	66.7%	Game:		10-15	66.7%					

Officials: Don Daily, Steve Honacki, Kelly Pfeifer  
Technical fouls: Northwestern-None, Penn State-None.  
Attendance: 10280  
2021-22 Men's Basketball. Round: 0. Northwestern vs Penn St. Played at Bryce

Score by periods	1st	2nd	Total
Northwestern	28	32	60
Penn State	22	45	67

**PENN STATE CATCHES FIRE IN SECOND HALF FOR 67-60 WIN OVER NORTHWESTERN**

The Penn State men's basketball team used a hot-shooting second half to turn a seven-point second-half deficit into a seven-point win in a 67-60 victory over Northwestern Friday night on Senior Night at the Bryce Jordan Center.

The tightly-contested contest saw 13 lead changes before a layup from senior Jalen Pickett with 4:30 left to play gave the Nittany Lions a lead they wouldn't relinquish the rest of the way.

Dallion Johnson's 15 points, including five 3-pointers, and John Harrar's 20 rebounds were all career-highs that served as catalysts for Penn State's third victory in its last four games. Harrar added 11 points to cap off his fourth-straight double-double.

Penn State shot 60.9 percent from the field and 56.3 percent from deep in the second half, with Johnson knocking down all five of his threes in the period. Seniors Myles Dread and Sam Sessoms, as well as junior Seth Lundy, all contributed to the second-half onslaught.

Penn State completed its season sweep against Northwestern after earning a 67-60 victory tonight and a 74-70 win in Evanston on Jan. 5. It's Penn State's first regular-season sweep of the Wildcats since 2011.

Harrar is the first Nittany Lion in 17 years to record a 20-rebound game. The last Penn State player to pull down 20 or more boards in a game was Aaron Johnson (21) vs. Northwestern on Jan. 22, 2005.

**GAME 26: Nebraska 93, Penn State 70**  
Feb. 27, 2022 - Bryce Jordan Center - University Park, Pa.

Official Basketball Box Score -- Game Totals -- Final Statistics  
Nebraska vs Penn State  
02/27/22 7:00 pm at State College, PA

Nebraska 93 • 8-21,2-16 Big Te

#	Player	Total		3-Ptr		Rebounds			PF	TP	A	TO	Blk	Stl	Min
		FG-FGA	FG-FGA	FT-FTA	Off	Def	Tot								
11	Lat Mayen	5-8	2-5	1-1	0	2	2	3	13	0	2	0	1	25	
13	Derrick Walker	4-6	0-0	2-2	5	2	7	3	10	4	1	0	0	28	
01	Alonzo Verge Jr.	6-12	2-2	1-1	0	4	4	1	15	5	3	1	0	28	
02	Trey McGowens	4-5	1-1	3-4	1	4	5	3	12	4	0	0	4	31	
05	Bryce McGowens	8-13	3-5	6-6	1	5	6	0	25	1	2	0	1	30	
00	C.J. Wilcher	3-4	3-3	0-1	0	2	2	1	9	0	1	0	2	21	
04	Jackson Cronin	0-0	0-0	0-0	0	0	0	0	0	0	0	0	0	1	
10	Kobe Webster	2-3	2-3	1-2	0	0	0	1	7	0	2	0	0	15	
23	Keon Edwards	0-2	0-1	0-0	1	0	1	0	0	0	1	0	0	4	
30	Keisei Tominaga	0-1	0-0	0-0	0	1	1	0	0	0	0	0	0	4	
35	Eduardo Andre	0-1	0-0	2-2	1	3	4	2	2	0	3	0	0	13	
Team						1	1	2							
Totals		32-55	13-20	16-19	10	24	34	14	93	14	15	1	8	200	
FG % 1st Half:		20-33	60.6%	2nd half:	12-22	54.5%	Game:		32-55	58.2%	Deadball Rebounds				
3FG % 1st Half:		7-12	58.3%	2nd half:	6-8	75.0%	Game:		13-20	65.0%	0,1				
FT % 1st Half:		2-2	100.0%	2nd half:	14-17	82.4%	Game:		16-19	84.2%					

Penn State 70 • 12-14,7-11 Big T

#	Player	Total		3-Ptr		Rebounds			PF	TP	A	TO	Blk	Stl	Min
		FG-FGA	FG-FGA	FT-FTA	Off	Def	Tot								
01	Seth Lundy	4-11	2-7	2-2	0	4	4	0	12	0	2	1	4	27	
21	Harrar, John	4-5	0-0	1-2	4	4	8	3	9	1	4	0	1	25	
02	Myles Dread	2-2	1-1	0-0	0	0	0	1	5	1	0	0	0	15	
22	Pickett, Jalen	5-11	1-4	1-2	1	1	2	4	12	5	1	1	1	36	
23	Johnson, Dallion	4-10	3-8	0-0	0	3	3	1	11	2	2	0	1	27	
03	Sam Sessoms	5-8	1-1	1-2	0	0	0	1	12	3	2	0	2	22	
04	Caleb Dorsey	0-2	0-1	2-2	1	0	1	2	2	2	0	0	1	10	
05	Greg Lee	2-5	1-3	0-0	0	2	2	2	5	0	0	0	0	12	
11	Cornwall, Jaheam	1-4	0-1	0-0	0	1	1	1	2	2	0	0	0	19	
14	White, Jalanni	0-0	0-0	0-0	0	0	0	1	0	0	1	0	0	2	
15	Conlan, Dan	0-0	0-0	0-0	0	0	0	0	0	0	0	0	0	1	
33	Christos, Andy	0-0	0-0	0-0	0	0	0	0	0	0	0	0	0	4	
Team						0	1	1							
Totals		27-58	9-26	7-10	6	16	22	16	70	14	12	2	10	200	
FG % 1st Half:		13-28	46.4%	2nd half:	14-30	46.7%	Game:		27-58	46.6%	Deadball Rebounds				
3FG % 1st Half:		4-12	33.3%	2nd half:	5-14	35.7%	Game:		9-26	34.6%	3				
FT % 1st Half:		1-2	50.0%	2nd half:	6-8	75.0%	Game:		7-10	70.0%					

Officials: Donnie Eppley, Steve McLunkins, Larry Scirotto  
Technical fouls: Nebraska-None, Penn State-None.  
Attendance: 8273  
2021-22 Men's Basketball. Round: 0. Nebraska vs Penn St. Played at Bryce Jord

Score by periods	1st	2nd	Total
Nebraska	49	44	93
Penn State	31	39	70

**PENN STATE FALLS TO NEBRASKA**

The Penn State men's basketball team fell to the Nebraska Cornhuskers at the Bryce Jordan Center on Sunday night by a score of 93-70 in the Nittany Lions' final regular-season home game of the year.

Junior Seth Lundy set a new career high with four steals in the contest and also tied Jalen Pickett and Sam Sessoms for the team lead in points with 12. Graduate student John Harrar finished with nine points and eight rebounds, including four offensive boards.

Penn State made its first five shots, three of which came from 3-point range, as the Nittany Lions jumped out to a 13-10 lead less than four minutes into the game.

The Huskers answered with an 11-0 run over the next three minutes to pull ahead 21-13.

Nebraska pulled ahead further, but a Sessoms driving layup had Penn State back within eight at 30-22 with 7:55 left in the first half. Nebraska closed the half on a 19-9 run, however, to take a 49-31 lead into the break.

Buckets from Sessoms and Pickett got Penn State on the board in the second half, but Nebraska's lead increased to 58-35 entering the first media break of the period.

Penn State continued to chip away, but failed to reel in Nebraska's big lead and ultimately fell 93-70.

The Nittany Lions finished with a season-high 10 steals on the night.



**GAME 27: #20 ILLINOIS 60, PENN STATE 55**  
 March 3, 2022 - State Farm Center - Champaign, Ill.

Official Basketball Box Score -- Game Totals -- Final Statistics  
 Penn State vs Illinois  
 03/03/22 6:00 pm at Champaign, IL

**Penn State 55 • 12-15,7-12 Big T**

#	Player	Total		3-Ptr	FT-FTA	Rebounds			PF	TP	A	TO	Blk	Stl	Min
		FG-FGA	FG-FGA			Off	Def	Tot							
01	Seth Lundy	4-12	3-8	0-0	1	2	3	3	11	0	1	0	1	34	
05	Greg Lee	4-11	1-4	0-0	2	3	5	2	9	0	2	0	0	33	
21	Harrar, John	2-3	0-0	0-0	0	6	6	3	4	0	1	0	2	26	
22	Pickett, Jalen	8-15	1-3	1-3	1	4	5	5	18	7	3	0	1	40	
23	Johnson, Dallion	2-5	2-3	0-0	0	4	4	0	6	1	0	0	0	28	
02	Myles Dread	0-3	0-3	0-0	0	2	2	2	0	0	0	0	0	19	
04	Caleb Dorsey	1-1	1-1	0-0	0	0	0	0	3	0	0	0	0	3	
12	Sam Sessoms	2-5	0-3	0-0	0	2	2	0	4	0	2	0	0	12	
14	White, Jalanni	0-0	0-0	0-0	0	0	0	2	0	0	0	0	0	5	
Team					7	0	7				3				
Totals		23-55	8-25	1-3	11	23	34	17	55	8	12	0	4	200	
FG % 1st Half: 12-23		52.2%	2nd half: 11-32	34.4%	Game: 23-55		41.8%	Deadball							
3FG % 1st Half: 5-11		45.5%	2nd half: 3-14	21.4%	Game: 8-25		32.0%	Rebounds		1.2					
FT % 1st Half: 1-3		33.3%	2nd half: 0-0	0.0%	Game: 1-3		33.3%								

**Illinois 60 • 21-8,14-5 Big Te**

#	Player	Total		3-Ptr	FT-FTA	Rebounds			PF	TP	A	TO	Blk	Stl	Min
		FG-FGA	FG-FGA			Off	Def	Tot							
03	Jacob Grandison	3-7	2-4	0-0	1	4	5	0	8	1	1	1	1	28	
21	Kofi Cockburn	4-7	0-0	3-4	3	3	6	0	11	0	1	1	1	34	
01	Trent Frazier	3-6	2-5	2-3	1	1	2	3	10	4	2	1	2	34	
11	Alfonso Plummer	1-5	1-4	2-2	0	6	6	3	5	1	1	0	0	32	
20	Da'Monte Williams	4-11	4-10	2-2	0	3	3	1	14	2	0	0	2	33	
04	Omar Payne	1-1	0-0	0-0	0	2	2	0	2	0	0	0	0	3	
05	Andre Curbelo	1-5	0-0	2-2	1	0	1	1	4	2	3	0	0	17	
10	Luke Goode	0-2	0-1	0-0	1	0	1	1	0	0	0	0	0	7	
33	Coleman Hawkins	1-6	0-4	4-4	2	0	2	0	6	1	0	0	0	12	
Team					0	1	1								
Totals		18-50	9-28	15-17	9	20	29	9	60	11	8	3	6	200	
FG % 1st Half: 9-30		30.0%	2nd half: 9-20	45.0%	Game: 18-50		36.0%	Deadball		0.2					
3FG % 1st Half: 5-15		33.3%	2nd half: 4-13	30.8%	Game: 9-28		32.1%								
FT % 1st Half: 6-6		100.0%	2nd half: 9-11	81.8%	Game: 15-17		88.2%								

Officials: Brooks Wells, Keith Kimble, Paul Szele  
 Technical fouls: Penn State-None, Illinois-None.  
 Attendance: 15544  
 2021-22 Men's Basketball. Round: 0. Illinois vs Penn St., Played at State Farm

Score by periods	1st	2nd	Total
Penn State	30	25	55
Illinois	29	31	60

**PENN STATE COMES UP JUST SHORT IN BACK-AND-FORTH AFFAIR AT NO. 20 ILLINOIS**

In a back-and-forth game that saw 11 lead changes, seven tie scores and came down to the final minute, #20 Illinois was able to claw out a 60-55 victory over the Penn State men's basketball team Thursday night at the State Farm Center.

Senior Jalen Pickett led Penn State with a game-high 18 points to go along with seven assists and five rebounds. Junior Seth Lundy finished with 11 points, while senior Greg Lee added nine.

Graduate student John Harrar suited up for a program-record 142nd time Thursday night to take sole possession of Penn State's career games played record. The record was previously held by Julian Moore (2013-18) with 141 career games played.

The Penn State defense kept Illinois 16.9 points under its season average of 76.9 ppg.

The Nittany Lions limited Illinois All-American Kofi Cockburn to 11 points on 4-of-7 shooting, keeping the big man well below his season average of 21.5.

John Harrar recorded his 800th career rebound in the first half, finishing the game with six boards.

Jalen Pickett led the Nittany Lions in scoring for the 12th time this season. He finished 8-for-15 from the field.

**GAME 28: Rutgers 59, Penn State 58**  
 March 6, 2022 - Jersey Mike's Arena - Piscataway, N.J.

Official Basketball Box Score -- Game Totals -- Final Statistics  
 Penn State vs Rutgers  
 03/06/22 12:00 pm at Piscataway, NJ

**Penn State 58 • 12-16,7-13 Big T**

#	Player	Total		3-Ptr	FT-FTA	Rebounds			PF	TP	A	TO	Blk	Stl	Min
		FG-FGA	FG-FGA			Off	Def	Tot							
01	Seth Lundy	6-12	2-6	3-4	2	1	3	4	17	1	3	2	2	28	
05	Greg Lee	0-4	0-2	0-0	0	4	4	2	0	0	1	0	0	21	
21	Harrar, John	4-8	0-0	7-8	6	11	17	1	15	1	2	0	2	34	
22	Pickett, Jalen	3-9	1-3	0-0	1	5	6	3	7	3	1	1	1	37	
23	Johnson, Dallion	0-4	0-4	0-0	0	1	1	0	0	0	0	0	0	10	
02	Myles Dread	2-6	2-5	0-0	0	1	1	3	6	1	0	0	0	26	
03	Sam Sessoms	3-11	1-2	6-6	0	2	2	3	13	4	1	0	2	33	
11	Cornwall, Jaheam	0-2	0-2	0-0	0	1	1	1	0	0	0	0	0	11	
14	White, Jalanni	0-0	0-0	0-0	0	0	0	0	0	0	0	0	0	0+	
Team					5	1	6				3				
Totals		18-56	6-24	16-18	14	27	41	17	58	10	11	3	7	200	
FG % 1st Half: 5-28		17.9%	2nd half: 13-28	46.4%	Game: 18-56		32.1%	Deadball		2					
3FG % 1st Half: 1-12		8.3%	2nd half: 5-12	41.7%	Game: 6-24		25.0%								
FT % 1st Half: 10-12		83.3%	2nd half: 6-6	100.0%	Game: 16-18		88.9%								

**Rutgers 59 • 18-12,12-8 Big T**

#	Player	Total		3-Ptr	FT-FTA	Rebounds			PF	TP	A	TO	Blk	Stl	Min
		FG-FGA	FG-FGA			Off	Def	Tot							
11	Clifford Omoruyi	4-5	0-0	1-4	2	2	4	2	9	0	1	1	0	19	
00	Geo Baker	2-8	1-4	1-2	0	1	1	3	6	5	2	0	1	34	
04	Paul Mulcahy	3-7	1-2	1-2	1	4	5	1	8	6	3	1	1	35	
22	Caleb McConnell	2-8	0-3	2-2	0	6	6	1	6	1	1	1	0	38	
24	Ron Harper Jr.	6-12	1-3	2-5	1	3	4	4	15	2	0	2	2	36	
02	Jalen Miller	0-0	0-0	0-0	0	0	0	0	1	0	0	0	0	5	
05	Aundre Hyatt	2-3	2-2	0-0	1	1	2	0	6	0	1	0	2	12	
21	Dean Reiber	3-6	1-3	2-2	0	3	3	1	9	1	0	0	0	16	
35	Ralph Agee	0-1	0-0	0-0	0	1	1	0	0	0	0	0	0	5	
Team					0	2	2								
Totals		22-50	6-17	9-17	5	23	28	13	59	15	8	5	6	200	
FG % 1st Half: 11-26		42.3%	2nd half: 11-24	45.8%	Game: 22-50		44.0%	Deadball		4.1					
3FG % 1st Half: 4-11		36.4%	2nd half: 2-6	33.3%	Game: 6-17		35.3%								
FT % 1st Half: 3-5		60.0%	2nd half: 6-12	50.0%	Game: 9-17		52.9%								

Officials: Earl Walton, Lewis Garrison, Paul Szele  
 Technical fouls: Penn State-None, Rutgers-None.  
 Attendance: 3399  
 2021-22 Men's Basketball. Round: 0. Penn St. vs Rutgers. Played at Jersey Mike

Score by periods	1st	2nd	Total
Penn State	21	37	58
Rutgers	29	30	59

**VALIANT COMEBACK EFFORT COMES UP SHY IN 59-58 DEFEAT AT RUTGERS**

The Penn State men's basketball team rallied back from a 15-point second-half deficit to tie the game at 55 with two minutes to play, but came just one shot shy of stealing the road victory in its 59-58 loss on the road at Rutgers Sunday afternoon at Jersey Mike's Arena.

Penn State trailed by double-digits for the majority of the second half before a 17-4 run over a 6:32 span tied the game with two minutes to play. The Nittany Lions got a steal and had the ball on the final possession trailing by one, but missed the mark on the final attempt to drop yet another close Big Ten road contest.

Junior Seth Lundy was instrumental for the Nittany Lions, finishing with a game-high 17 points, 11 of which came in the second half. Graduate student John Harrar added another double-double with 15 points and 17 rebounds, the second-highest rebounding total of his career. Senior Sam Sessoms was Penn State's third Nittany Lion in double digits with 13 points.

In a matchup of two of the Big Ten's best defensive teams, the Nittany Lions held yet another conference opponent 10 points under their season-scoring average. Rutgers entered the afternoon averaging 68.0 points per game and become the 18th of the last 25 teams that Penn State has held 10 points or more under their season-scoring average.

This is the 13th time in 20 Big Ten games that the Nittany Lions have had a game deciding by seven points or less.

# PAGE 46 | PENN STATE AT 2022 BIG TEN TOURNAMENT

## GAME 29: PENN STATE 60, MINNESOTA 51 March 9, 2022 - Gainbridge Fieldhouse - Indianapolis Big Ten Tournament - First Round



MINNESOTA STATE UNIVERSITY  
Minnesota at Penn St.  
03/09/22 Gainbridge Fieldhouse, Indianapolis, IN  
2021-22 Men's Basketball

Game Duration: 1

Officials: Kelly Pfeifer, Courtney Green, Chris Beas

Minnesota - 51													Record: 13-17						
NO.	Name	Min	FG	3P	FT	Rebounds	Fouls	TP	AS	TO	ST	Blocks	+/						
			M-A	M-A	M-A	OR DR TOT	PF FD					BS BA							
1	Eric Curry	39:09	4-10	0-1	2-2	2 3 5	2 3	10	6	2	2	2	0	-9					
10	Jamison Battle	F 40:00	7-16	3-8	2-2	0 6 6	2 2	19	0	0	1	0	1	-9					
0	Payton Willis	G 40:00	3-13	2-6	2-4	0 5 5	2 2	10	1	1	1	1	0	-9					
12	Luke Loewe	G 40:00	1-8	0-4	0-0	0 1 1	4 1	2	2	1	1	0	1	-9					
24	Sean Sutherland	G 40:00	5-7	0-0	0-0	1 5 6	2 3	10	4	1	1	1	1	-9					
20	E.J. Stephens	00:51	0-0	0-0	0-0	0 0 0	0 0	0	0	0	0	0	0	0					
Team						1 2 3		0	0	0	0	0	0						
<b>Totals</b>		20:54	5-19	6-8	4 22 26	12 11	51	13	5	6	4	3	-9						

Shooting By Period		
1 <sup>st</sup> FG%	11-26	42.3%
3PT%	3-8	37.5%
FT%	3-4	75%
2 <sup>nd</sup> FG%	9-28	32.1%
3PT%	2-11	18.2%
FT%	3-4	75%
GMFG%	20-54	37.0%
3PT%	5-19	26.3%
FT%	6-8	75.0%

Technical Fouls: NONE

Penn St. - 60													Record: 13-16						
NO.	Name	Min	FG	3P	FT	Rebounds	Fouls	TP	AS	TO	ST	Blocks	+/						
			M-A	M-A	M-A	OR DR TOT	PF FD					BS BA							
1	Seth Lundy	F 37:10	3-8	2-5	3-3	0 4 4	3 1	11	1	1	1	1	0	14					
21	John Harrar	F 25:18	2-4	0-0	2-2	4 8 12	2 3	6	3	3	1	1	1	5					
2	Myles Dread	G 26:52	1-3	1-3	0-0	0 2 2	0 1	3	0	0	1	1	0	6					
22	Jalen Pickett	G 40:00	9-14	3-4	1-2	0 7 7	1 4	22	4	3	1	0	0	9					
23	Dallion Johnson	G 19:45	0-5	0-4	0-0	1 1 2	0 0	0	0	1	0	0	0	1					
3	Sam Sessoms	30:41	5-12	2-4	2-3	1 4 5	2 3	14	0	2	1	0	3	11					
5	Greg Lee	19:02	2-4	0-2	0-0	0 2 2	3 0	4	1	0	0	0	0	3					
4	Caleb Dorsey	00:36	0-0	0-0	0-0	0 0 0	0 0	0	0	0	0	0	0	-2					
33	Andy Christos	00:36	0-0	0-0	0-0	0 0 0	0 0	0	0	0	0	0	0	-2					
Team						1 2 3		0	0	0	0	0	0						
<b>Totals</b>		22:50	8-22	8-10	7 30 37	11 12	60	9	10	5	3	4	9						

Shooting By Period		
1 <sup>st</sup> FG%	9-28	32.1%
3PT%	3-12	25.0%
FT%	3-3	100%
2 <sup>nd</sup> FG%	13-22	59.1%
3PT%	5-10	50.0%
FT%	5-7	71.4%
GMFG%	22-50	44.0%
3PT%	8-22	36.4%
FT%	8-10	80.0%

Dead Ball Rebounds: 0, 1

Technical Fouls: NONE

Biggest lead		MINN	PSU	Points from Turnovers		MINN	PSU	Period by Period Scoring			
Best Scoring Run		7 (1 <sup>st</sup> 7:44)	11 (2 <sup>nd</sup> 1:01)	5	4	20	22	1st	2nd	TOT	
Lead Changes		9		Second Chance		4 4		MINN	28	23	51
Times Tied		7		Fast Breaks		3 2		PSU	24	36	60
Time with Lead		17:39	15:56	Bench		0 18					

## SECOND HALF SURGE POWERS PENN STATE TO 60-51 BIG TEN TOURNAMENT WIN

The 11th-seeded Penn State men's basketball team used a big second-half performance to power a 60-51 win over 14th-seeded Minnesota in the first round of the 2022 Big Ten Tournament Wednesday evening at Gainbridge Fieldhouse.

The Nittany Lions (13-16) shot 59.1 percent from the floor in the second half to outscore the Golden Gophers (13-17) 36-23 in the second term after trailing by four points at halftime. Penn State moves on to face sixth-seeded Ohio State in Thursday's second round, with tipoff against the Buckeyes set for approximately 9:00 p.m. on the Big Ten Network.

Senior guard Jalen Pickett orchestrated Penn State's offense all night long with 22 points on 9-14 shooting, including 3-4 from three-point range. He also grabbed seven rebounds and dished out four assists while playing all 40 minutes.

Fellow senior guard Sam Sessoms added 14 points with eight coming in the first half to keep Penn State within striking distance. Junior guard Seth Lundy also scored 11, including eight in the second half, with a pair of three pointers. Graduate student John Harrar snagged a game-high 12 rebounds for the Nittany Lions as they fended off a Minnesota team that played its starters for all but 51 seconds in the contest.

The win marked Penn State's first-ever win over Minnesota in Big Ten Tournament play in the fifth matchup in the conference tournament between the two programs.

Penn State shot 59.1 percent (13-22) in the second half, including 5-10 from three-point range. Conversely, Penn State's defense held Minnesota to 32.1 percent (9-28) in the final 20 minutes.

The Penn State defense allowed just 51 points, marking the fewest points the Nittany Lions have surrendered in a Big Ten Tournament game since March 12, 2011, a 61-48 win over Michigan State in the Big Ten Semifinals. The Penn State defense held its opponent under 60 points for the 12th time this season.

## GAME 30: PENN STATE 71, OHIO STATE 68 March 10, 2022 - Gainbridge Fieldhouse - Indianapolis Big Ten Tournament - Second Round



PENN STATE AT OHIO ST.  
03/10/22 Gainbridge Fieldhouse, Indianapolis, IN  
2022 Big Ten Men's Basketball Tournament

Game Duration: 1

Officials: Bo Boroski, Lamont Simpson, Brandon C

Penn St. - 71													Record: 14-16						
NO.	Name	Min	FG	3P	FT	Rebounds	Fouls	TP	AS	TO	ST	Blocks	+/						
			M-A	M-A	M-A	OR DR TOT	PF FD					BS BA							
1	Seth Lundy	F 34:16	2-9	1-6	2-2	0 1 1	4 1	7	0	1	1	0	0	9					
5	Greg Lee	F 13:38	1-4	0-0	0-0	2 3 5	1 0	2	0	1	0	0	1	-9					
21	John Harrar	F 31:34	3-8	0-0	6-7	3 6 9	2 5	12	1	1	1	0	2	9					
22	Jalen Pickett	G 40:00	6-11	1-4	3-5	0 8 8	3 6	16	5	1	1	0	0	3					
23	Dallion Johnson	G 14:21	1-2	0-1	0-0	0 1 1	0 0	2	0	1	0	0	0	-9					
2	Myles Dread	G 31:07	4-5	3-3	1-2	0 3 3	4 1	12	3	0	2	0	1	7					
12	Sam Sessoms	28:58	7-12	1-3	3-3	0 0 0	1 3	18	1	0	1	0	0	4					
11	Jaheem Cornwall	06:06	1-3	0-2	0-1	0 0 0	0 1	2	0	0	0	0	0	1					
Team						1 1 2		0	0	1	0	0	0						
<b>Totals</b>		25:54	8-19	15-20	6 23 29	15 17	71	10	6	6	0	4	3						

Shooting By Period		
1 <sup>st</sup> FG%	9-28	32.1%
3PT%	3-12	25.0%
FT%	3-4	75%
2 <sup>nd</sup> FG%	16-26	61.5%
3PT%	3-7	42.9%
FT%	12-16	75%
GMFG%	25-54	46.3%
3PT%	6-19	31.6%
FT%	15-20	75.0%

Dead Ball Rebounds: 6, 0

Technical Fouls: NONE

Ohio St. - 68													Record: 19-11						
NO.	Name	Min	FG	3P	FT	Rebounds	Fouls	TP	AS	TO	ST	Blocks	+/						
			M-A	M-A	M-A	OR DR TOT	PF FD					BS BA							
10	Justin Ahrens	F 13:58	0-1	0-1	0-0	0 1 1	1 0	0	1	1	0	0	0	4					
32	E.J. Liddell	F 37:10	6-14	2-5	11-13	2 6 8	2 11	25	1	3	0	2	0	-2					
50	Joey Brunk	C 30:59	5-9	0-0	0-0	1 6 7	3 1	10	1	0	2	1	0	0					
22	Malaki Branham	G 35:56	6-12	0-2	4-4	3 1 4	2 3	16	4	3	0	0	0	-3					
55	Jamari Wheeler	G 33:54	3-9	2-7	0-0	0 2 2	4 0	8	2	0	1	1	0	0					
2	Cedric Russell	28:35	2-5	2-2	0-0	0 1 1	2 0	6	2	0	0	0	0	-5					
3	Eugene Brown III	13:16	1-2	1-1	0-0	0 3 3	1 0	3	0	0	0	0	0	-6					
1	Jimmy Sotos	06:12	0-0	0-0	0-0	0 0 0	2 0	0	0	1	0	0	0	-3					
Team						0 2 2		0	0	0	0	0	0						
<b>Totals</b>		23:52	7-18	15-17	6 22 28	17 15	68	11	8	4	4	0	-3						

Shooting By Period		
1 <sup>st</sup> FG%	12-27	44.4%
3PT%	5-9	55.6%
FT%	4-4	100%
2 <sup>nd</sup> FG%	11-25	44.0%
3PT%	2-9	22.2%
FT%	11-13	84.6%
GMFG%	23-52	44.2%
3PT%	7-18	38.9%
FT%	15-17	88.2%

Dead Ball Rebounds: 2, 0

Technical Fouls: NONE

Biggest lead		PSU	OSU	Points from Turnovers		PSU	OSU	Period by Period Scoring			
Best Scoring Run		6 (2 <sup>nd</sup> 0:08)	13 (1 <sup>st</sup> 9:27)	10	5	32	14	1st	2nd	TOT	
Lead Changes		1		Second Chance		6 7		PSU	24	47	71
Times Tied		2		Fast Breaks		11 0		OSU	33	35	68
Time with Lead		04:55	33:23	Bench		32 9					

## NITTANY LIONS RALLY TO DEFEAT OHIO STATE 71-68 IN BIG TEN TOURNAMENT

Despite trailing by as much as 13 points in the game including an 11-point deficit in the second half, the 11th-seeded Penn State men's basketball team willed itself to a 71-68 victory over sixth-seeded Ohio State in the second round of the Big Ten Tournament Thursday night at Gainbridge Fieldhouse.

The Nittany Lions (14-16) shot 61.5 percent in the second half to mount a comeback for the second-straight night and knock the Buckeyes (19-11) out of the conference tournament.

With the win, Penn State advances to the Big Ten Tournament quarterfinals for the first time since 2018, where they will take on No. 3 seed Purdue Friday evening at 9 p.m. ET.

Penn State had winning efforts from several players, including senior guard Sam Sessoms who led the team with 18 points on 7-12 shooting. He and senior guard Jalen Pickett, who had 16 points, were both extremely effective attacking the basket and scoring in close. Penn State outscored Ohio State 32-14 in the paint, including a 24-10 advantage in the second half.

Graduate student John Harrar made a major impact with 12 points and nine rebounds, with no bigger rebound and basket than his put-back layup between four Buckeyes with 1:23 remaining to extend Penn State's advantage. Senior guard Myles Dread had a great night on both sides of the court with 12 points, including a 3-3 mark from three-point range, and stout defense that included a team-best two steals.

Penn State came back to earn the win despite a double-digit deficit for the fourth time this season. The Nittany Lions earned a double-digit comeback in the Big Ten Tournament for the second-straight season. Penn State won their first-round matchup against Nebraska March 10, 2021 despite a 14-point halftime deficit.

The tournament victory over the Buckeyes marks Penn State's third all-time win over OSU in the postseason, including back-to-back wins. The last was Penn State's 69-68 win in the 2018 BTT quarterfinals.



2021-22 Penn St. Men's Basketball  
Season Schedule/Results & Leaders  
All games

Page 1/2  
as of Mar 11, 2022

Game Records

Record	Overall	Home	Away	Neutral
ALL GAMES	14-16	10-5	1-10	3-1
CONFERENCE	7-13	6-4	1-9	0-0
NON-CONFERENCE	7-3	4-1	0-1	3-1

Team Results

Date	Opponent		Score	Att.	High Points	High Rebounds
11/10/2021	Youngstown St.	W	75-59	7884	(23) LUNDY, Seth	(14) HARRAR, John
11/15/2021	at Massachusetts	L	56-81	3022	(14) LUNDY, Seth	(12) HARRAR, John
11/18/2021	St. Francis Brooklyn	W	74-59	7769	(26) SESSOMS, Sam	(13) HARRAR, John
11/22/2021	Cornell	W	85-74	7515	(23) LUNDY, Seth	(12) HARRAR, John
11/26/2021	vs LSU	Lot	63-68	2146	(14) PICKETT, Jalen	(10) SESSOMS, Sam
11/27/2021	vs Oregon St.	W	60-45	1350	(14) PICKETT, Jalen	(7) WHITE, Jalanni (7) LUNDY, Seth
12/01/2021	Miami (FL)	L	58-63	8221	(16) HARRAR, John	(12) HARRAR, John
12/05/2021	Ohio St.	L	64-76	9128	(23) PICKETT, Jalen	(12) HARRAR, John
12/08/2021	Wagner	W	74-54	7499	(16) SESSOMS, Sam (16) PICKETT, Jalen	(7) HARRAR, John
12/11/2021	at Michigan St.	L	64-80	14797	(18) LUNDY, Seth	(11) HARRAR, John
01/02/2022	Indiana	W	61-58	8844	(15) PICKETT, Jalen	(12) HARRAR, John
01/05/2022	at Northwestern	W	74-70	2764	(23) LUNDY, Seth	(8) HARRAR, John
01/08/2022	Purdue	L	67-74	10464	(21) PICKETT, Jalen	(8) HARRAR, John
01/11/2022	Rutgers	W	66-49	9063	(17) SESSOMS, Sam	(12) LEE, Greg
01/16/2022	at Ohio St.	L	56-61	13565	(15) SESSOMS, Sam	(8) LEE, Greg (8) HARRAR, John
01/22/2022	at Iowa	L	51-68	15056	(14) PICKETT, Jalen	(8) LEE, Greg
01/26/2022	at Indiana	L	57-74	17222	(14) PICKETT, Jalen	(9) HARRAR, John
01/31/2022	Iowa	Wot2	90-86	7977	(19) HARRAR, John	(11) LUNDY, Seth
02/05/2022	at Wisconsin	L	49-51	17287	(14) SESSOMS, Sam	(9) LEE, Greg (9) HARRAR, John
02/08/2022	Michigan	L	57-58	8650	(14) PICKETT, Jalen	(7) HARRAR, John
02/12/2022	at Minnesota	L	70-76	9948	(18) SESSOMS, Sam	(9) HARRAR, John
02/15/2022	Michigan St.	W	62-58	8390	(17) LUNDY, Seth	(16) HARRAR, John
02/17/2022	Minnesota	W	67-46	7726	(20) PICKETT, Jalen	(10) HARRAR, John
02/21/2022	at Maryland	L	61-67	15184	(17) SESSOMS, Sam	(13) HARRAR, John
02/25/2022	Northwestern	W	67-60	10280	(15) JOHNSON, Dallion	(20) HARRAR, John
02/27/2022	Nebraska	L	70-93	8273	(12) SESSOMS, Sam (12) PICKETT, Jalen (12) LUNDY, Seth	(8) HARRAR, John
03/03/2022	at Illinois	L	55-60	15544	(18) PICKETT, Jalen	(6) HARRAR, John
03/06/2022	at Rutgers	L	58-59	8399	(17) LUNDY, Seth	(17) HARRAR, John
03/09/2022	vs Minnesota	W	60-51	0	(22) PICKETT, Jalen	(12) HARRAR, John
03/10/2022	vs Ohio St.	W	71-68	0	(18) SESSOMS, Sam	(9) HARRAR, John



2021-22 Penn St. Men's Basketball  
Team Game-by-Game  
All games

Opponent	Date	Score		Total		3-Pointers		Free throws		Rebounds				PF	A	TO	BLK	STL	PTS	AVG
				FG-FGA	PCT	3FG-3FGA	PCT	FT-FTA	PCT	OFF	DEF	TOT	AVG							
Youngstown St.	11/10/2021	75-59	W	31-60	.517	6-20	.300	7-11	.636	12	31	43	43.0	15	16	10	1	3	75	75.0
at Massachusetts	11/15/2021	56-81	L	19-51	.373	4-15	.267	14-18	.778	10	25	35	39.0	18	11	15	0	2	56	65.5
St. Francis Brooklyn	11/18/2021	74-59	W	26-49	.531	5-15	.333	17-23	.739	9	27	36	38.0	10	11	15	0	5	74	68.3
Cornell	11/22/2021	85-74	W	27-55	.491	15-34	.441	16-21	.762	6	32	38	38.0	19	16	14	6	6	85	72.5
vs LSU	11/26/2021	63-68	Lot	24-56	.429	12-38	.316	3-6	.500	8	27	35	37.4	17	14	16	3	2	63	70.6
vs Oregon St.	11/27/2021	60-45	W	22-54	.407	12-30	.400	4-6	.667	7	28	35	37.0	12	14	7	0	3	60	68.8
Miami (FL)	12/01/2021	58-63	L	23-53	.434	6-24	.250	6-9	.667	9	29	38	37.1	12	11	14	2	4	58	67.3
Ohio St.	12/05/2021	64-76	L	23-51	.451	5-17	.294	13-15	.867	6	23	29	36.1	16	12	15	1	6	64	66.9
Wagner	12/08/2021	74-54	W	24-50	.480	10-28	.357	16-21	.762	10	23	33	35.8	12	18	17	1	9	74	67.7
at Michigan St.	12/11/2021	64-80	L	27-63	.429	5-20	.250	5-7	.714	6	22	28	35.0	15	14	7	2	6	64	67.3
Indiana	01/02/2022	61-58	W	21-51	.412	11-22	.500	8-10	.800	11	28	39	35.4	14	7	13	1	6	61	66.7
at Northwestern	01/05/2022	74-70	W	25-55	.455	9-27	.333	15-20	.750	10	30	40	35.8	14	15	12	3	4	74	67.3
Purdue	01/08/2022	67-74	L	26-55	.473	8-22	.364	7-11	.636	9	21	30	35.3	13	14	11	4	6	67	67.3
Rutgers	01/11/2022	66-49	W	26-60	.433	6-18	.333	8-10	.800	13	28	41	35.7	14	10	13	2	6	66	67.2
at Ohio St.	01/16/2022	56-61	L	21-53	.396	6-22	.273	8-14	.571	7	23	30	35.3	25	8	10	4	5	56	66.5
at Iowa	01/22/2022	51-68	L	17-51	.333	7-25	.280	10-13	.769	11	23	34	35.3	18	10	17	1	4	51	65.5
at Indiana	01/26/2022	57-74	L	20-60	.333	9-26	.346	8-9	.889	17	19	36	35.3	16	10	14	0	5	57	65.0
Iowa	01/31/2022	90-86	Wot2	33-74	.446	6-27	.222	18-24	.750	15	38	53	36.3	23	12	12	2	6	90	66.4
at Wisconsin	02/05/2022	49-51	L	18-57	.316	9-30	.300	4-5	.800	8	29	37	36.3	14	7	10	3	7	49	65.5
Michigan	02/08/2022	57-58	L	22-55	.400	7-21	.333	6-7	.857	8	22	30	36.0	17	10	7	3	5	57	65.1
at Minnesota	02/12/2022	70-76	L	29-53	.547	8-15	.533	4-7	.571	7	29	36	36.0	14	16	13	5	2	70	65.3
Michigan St.	02/15/2022	62-58	W	22-56	.393	10-25	.400	8-12	.667	10	24	34	35.9	14	13	8	2	7	62	65.1
Minnesota	02/17/2022	67-46	W	28-52	.538	7-14	.500	4-6	.667	3	33	36	35.9	11	16	10	5	7	67	65.2
at Maryland	02/21/2022	61-67	L	25-53	.472	8-19	.421	3-5	.600	8	24	32	35.8	16	9	13	2	7	61	65.0
Northwestern	02/25/2022	67-60	W	22-53	.415	13-33	.394	10-15	.667	13	32	45	36.1	16	12	14	4	2	67	65.1
Nebraska	02/27/2022	70-93	L	27-58	.466	9-26	.346	7-10	.700	6	16	22	35.6	16	14	12	2	10	70	65.3
at Illinois	03/03/2022	55-60	L	23-55	.418	8-25	.320	1-3	.333	11	23	34	35.5	17	8	12	0	4	55	64.9
at Rutgers	03/06/2022	58-59	L	18-56	.321	6-24	.250	16-18	.889	14	27	41	35.7	17	10	11	3	7	58	64.7
vs Minnesota	03/09/2022	60-51	W	22-50	.440	8-22	.364	8-10	.800	7	30	37	35.8	11	9	10	3	5	60	64.5
vs Ohio St.	03/10/2022	71-68	W	25-54	.463	6-19	.316	15-20	.750	6	23	29	35.5	15	10	6	0	6	71	64.7
<b>Total</b>		<b>1942</b>		<b>716-1653</b>	<b>.433</b>	<b>241-703</b>	<b>.343</b>	<b>269-366</b>	<b>.735</b>	<b>277</b>	<b>789</b>	<b>1066</b>	<b>35.5</b>	<b>461</b>	<b>357</b>	<b>358</b>	<b>65</b>	<b>157</b>	<b>1942</b>	<b>64.7</b>
Opponents		1946		699-1689	.414	227-646	.351	321-440	.730	247	691	938	31.3	430	386	261	93	181	1946	64.9

Penn St. Averages

Games Played	Points/game	FG Pct	3FG Pct	FT Pct	Rebounds/game	Assists/game	Turnovers/game	Assist/Turnover ratio	Steals/game	Blocks/game
30	64.7	43.3	34.3	73.5	35.5	11.9	11.9	1.0	5.2	2.2





2021-22 Penn St. Men's Basketball  
Team High/Low Analysis  
All games

Page 1/4  
as of Mar 11, 2022

**Penn St. - Game Highs**

<b>POINTS</b>	90		Iowa (01/31/2022)
	85		Cornell (11/22/2021)
	75		Youngstown St. (11/10/2021)
	74		at Northwestern (01/05/2022)
	74		Wagner (12/08/2021)
	74		St. Francis Brooklyn (11/18/2021)
<b>FIELD GOALS MADE</b>	33		Iowa (01/31/2022)
	31		Youngstown St. (11/10/2021)
<b>FIELD GOAL ATTEMPTS</b>	74		Iowa (01/31/2022)
	63		at Michigan St. (12/11/2021)
<b>FIELD GOAL PERCENTAGE</b>	.547	(29-53)	at Minnesota (02/12/2022)
	.538	(28-52)	Minnesota (02/17/2022)
<b>3 PT FG MADE</b>	15		Cornell (11/22/2021)
	13		Northwestern (02/25/2022)
<b>3 PT FG ATTEMPTS</b>	38		vs LSU (N) (11/26/2021)
	34		Cornell (11/22/2021)
<b>3 PT FG PERCENTAGE</b>	.533	(8-15)	at Minnesota (02/12/2022)
	.500	(11-22)	Indiana (01/02/2022)
	.500	(7-14)	Minnesota (02/17/2022)
<b>FREE THROWS MADE</b>	18		Iowa (01/31/2022)
	17		St. Francis Brooklyn (11/18/2021)
<b>FREE THROW ATTEMPTS</b>	24		Iowa (01/31/2022)
	23		St. Francis Brooklyn (11/18/2021)
<b>FREE THROW PERCENTAGE</b>	.889	(16-18)	at Rutgers (03/06/2022)
	.889	(8-9)	at Indiana (01/26/2022)
<b>REBOUNDS</b>	53		Iowa (01/31/2022)
	45		Northwestern (02/25/2022)
<b>ASSISTS</b>	18		Wagner (12/08/2021)
	16		Minnesota (02/17/2022)
	16		at Minnesota (02/12/2022)
	16		Cornell (11/22/2021)
	16		Youngstown St. (11/10/2021)
<b>STEALS</b>	10		Nebraska (02/27/2022)
	9		Wagner (12/08/2021)
<b>BLOCKED SHOTS</b>	6		Cornell (11/22/2021)
	5		Minnesota (02/17/2022)
	5		at Minnesota (02/12/2022)
<b>TURNOVERS</b>	17		at Iowa (01/22/2022)
	17		Wagner (12/08/2021)
<b>FOULS</b>	25		at Ohio St. (01/16/2022)
	23		Iowa (01/31/2022)



2021-22 Penn St. Men's Basketball  
Team High/Low Analysis  
All games

Opponent - Game Highs

<b>POINTS</b>	93		Nebraska (02/27/2022)
	86		Iowa (01/31/2022)
	81		at Massachusetts (11/15/2021)
	80		at Michigan St. (12/11/2021)
	76		at Minnesota (02/12/2022)
	76		Ohio St. (12/05/2021)
<b>FIELD GOALS MADE</b>	32		Nebraska (02/27/2022)
	31		at Michigan St. (12/11/2021)
<b>FIELD GOAL ATTEMPTS</b>	77		Iowa (01/31/2022)
	69		vs LSU (N) (11/26/2021)
<b>FIELD GOAL PERCENTAGE</b>	.582	(32-55)	Nebraska (02/27/2022)
	.525	(31-59)	at Michigan St. (12/11/2021)
<b>3 PT FG MADE</b>	13		Nebraska (02/27/2022)
	13		at Massachusetts (11/15/2021)
<b>3 PT FG ATTEMPTS</b>	32		at Iowa (01/22/2022)
	32		Cornell (11/22/2021)
<b>3 PT FG PERCENTAGE</b>	.769	(10-13)	at Indiana (01/26/2022)
	.650	(13-20)	Nebraska (02/27/2022)
<b>FREE THROWS MADE</b>	24		at Ohio St. (01/16/2022)
	21		Iowa (01/31/2022)
<b>FREE THROW ATTEMPTS</b>	36		at Ohio St. (01/16/2022)
	28		Iowa (01/31/2022)
<b>FREE THROW PERCENTAGE</b>	.923	(12-13)	at Minnesota (02/12/2022)
	.900	(9-10)	vs Oregon St. (N) (11/27/2021)
<b>REBOUNDS</b>	43		Iowa (01/31/2022)
	42		vs LSU (N) (11/26/2021)
<b>ASSISTS</b>	21		at Michigan St. (12/11/2021)
	20		at Minnesota (02/12/2022)
	20		at Northwestern (01/05/2022)
<b>STEALS</b>	11		at Maryland (02/21/2022)
	10		Wagner (12/08/2021)
<b>BLOCKED SHOTS</b>	10		at Indiana (01/26/2022)
	7		at Michigan St. (12/11/2021)
<b>TURNOVERS</b>	15		Nebraska (02/27/2022)
	15		Rutgers (01/11/2022)
	15		Wagner (12/08/2021)
<b>FOULS</b>	22		Iowa (01/31/2022)
	22		Cornell (11/22/2021)



2021-22 Penn St. Men's Basketball  
Player Highs Analysis  
All games

Page 1/4  
as of Mar 11, 2022

**Penn St. - Individual Game Highs**

<b>POINTS</b>	26		Sam Sessoms vs St. Francis Brooklyn (11/18/2021)
	23		Seth Lundy at Northwestern (01/05/2022)
	23		Jalen Pickett vs Ohio St. (12/05/2021)
	23		Seth Lundy vs Cornell (11/22/2021)
	23		Seth Lundy vs Youngstown St. (11/10/2021)
<b>FIELD GOALS MADE</b>	10		Sam Sessoms vs St. Francis Brooklyn (11/18/2021)
	9		Jalen Pickett vs Minnesota (N) (03/09/2022)
	9		Jalen Pickett vs Minnesota (02/17/2022)
	9		Jalen Pickett vs Purdue (01/08/2022)
	9		Seth Lundy vs Cornell (11/22/2021)
	9		Seth Lundy vs Youngstown St. (11/10/2021)
<b>FIELD GOAL ATTEMPTS</b>	20		Jalen Pickett vs Purdue (01/08/2022)
	18		Jalen Pickett at Maryland (02/21/2022)
<b>FIELD GOAL PERCENTAGE (min 5 made)</b>	1.000	(7-7)	John Harrar vs Youngstown St. (11/10/2021)
	1.000	(6-6)	John Harrar vs Miami (FL) (12/01/2021)
<b>3 PT FG MADE</b>	6		Sam Sessoms vs Cornell (11/22/2021)
	5		Dallion Johnson vs Northwestern (02/25/2022)
	5		Seth Lundy vs Michigan St. (02/15/2022)
	5		Seth Lundy at Northwestern (01/05/2022)
	5		Seth Lundy vs Cornell (11/22/2021)
<b>3 PT FG ATTEMPTS</b>	12		Seth Lundy vs Michigan St. (02/15/2022)
	11		Seth Lundy vs LSU (N) (11/26/2021)
<b>3 PT FG PERCENTAGE (min 2 made)</b>	1.000	(3-3)	Myles Dread vs Ohio St. (N) (03/10/2022)
	1.000	(3-3)	Myles Dread at Minnesota (02/12/2022)
	1.000	(3-3)	Sam Sessoms vs Rutgers (01/11/2022)
<b>FREE THROWS MADE</b>	8		Jalen Pickett vs Cornell (11/22/2021)
	7		John Harrar at Rutgers (03/06/2022)
	7		John Harrar vs Iowa (01/31/2022)
<b>FREE THROW ATTEMPTS</b>	11		John Harrar vs Iowa (01/31/2022)
	11		Jalen Pickett vs Cornell (11/22/2021)
<b>FREE THROW PERCENTAGE (min 3 made)</b>	1.000	(6-6)	Sam Sessoms at Rutgers (03/06/2022)
	1.000	(6-6)	Seth Lundy vs Northwestern (02/25/2022)
	1.000	(5-5)	John Harrar at Indiana (01/26/2022)
	1.000	(5-5)	Seth Lundy vs Wagner (12/08/2021)
	1.000	(5-5)	Jalen Pickett vs Ohio St. (12/05/2021)
	1.000	(4-4)	Myles Dread vs Iowa (01/31/2022)
	1.000	(4-4)	Greg Lee at Iowa (01/22/2022)
	1.000	(4-4)	John Harrar vs Rutgers (01/11/2022)
	1.000	(4-4)	Sam Sessoms at Northwestern (01/05/2022)
	1.000	(4-4)	Jaheam Cornwall vs Indiana (01/02/2022)
	1.000	(4-4)	Jaheam Cornwall vs Ohio St. (12/05/2021)
	1.000	(4-4)	Sam Sessoms vs Cornell (11/22/2021)
	1.000	(4-4)	Seth Lundy at Massachusetts (11/15/2021)
	1.000	(3-3)	Sam Sessoms vs Ohio St. (N) (03/10/2022)
	1.000	(3-3)	Seth Lundy vs Minnesota (N) (03/09/2022)
	1.000	(3-3)	Dallion Johnson vs Minnesota (02/17/2022)
	1.000	(3-3)	Sam Sessoms vs Michigan (02/08/2022)
1.000	(3-3)	Jalen Pickett at Massachusetts (11/15/2021)	
<b>REBOUNDS</b>	20		John Harrar vs Northwestern (02/25/2022)
	17		John Harrar at Rutgers (03/06/2022)
<b>ASSISTS</b>	10		Jalen Pickett vs Purdue (01/08/2022)
	8		Sam Sessoms vs Youngstown St. (11/10/2021)
<b>STEALS</b>	4		Seth Lundy vs Nebraska (02/27/2022)
	4		Jalen Pickett at Maryland (02/21/2022)
<b>BLOCKED SHOTS</b>	3		Jalen Pickett vs Northwestern (02/25/2022)
	3		Jalen Pickett at Ohio St. (01/16/2022)
<b>TURNOVERS</b>	6		Seth Lundy vs St. Francis Brooklyn (11/18/2021)
	5		Jalen Pickett vs LSU (N) (11/26/2021)
	5		Sam Sessoms vs LSU (N) (11/26/2021)
<b>FOULS</b>	5		Jalen Pickett at Illinois (03/03/2022)
	5		Seth Lundy vs Michigan (02/08/2022)
	5		Myles Dread at Ohio St. (01/16/2022)
	5		Jalanni White at Ohio St. (01/16/2022)
	5		Myles Dread vs LSU (N) (11/26/2021)
	5		Jalanni White vs St. Francis Brooklyn (11/18/2021)

**Opponent - Individual Game Highs**

<b>POINTS</b>	25		E.J. Liddell vs Ohio St. (N) (03/10/2022)
	25		Bryce McGowens vs Nebraska (02/27/2022)
	22		Eric Curry at Minnesota (02/12/2022)
	22		Boo Buie at Northwestern (01/05/2022)
	22		Michael Akuchie vs Youngstown St. (11/10/2021)
<b>FIELD GOALS MADE</b>	10		Eric Curry at Minnesota (02/12/2022)
	9		Trevion Williams vs Purdue (01/08/2022)
	9		Michael Akuchie vs Youngstown St. (11/10/2021)
<b>FIELD GOAL ATTEMPTS</b>	20		Hunter Dickinson vs Michigan (02/08/2022)
	19		Eric Curry at Minnesota (02/12/2022)
<b>FIELD GOAL PERCENTAGE (min 5 made)</b>	.857	(6-7)	Julius Marble vs Michigan St. (02/15/2022)
	.750	(9-12)	Trevion Williams vs Purdue (01/08/2022)
<b>3 PT FG MADE</b>	5		Boo Buie at Northwestern (01/05/2022)
	4		Da'Monte Williams at Illinois (03/03/2022)
	4		Connor McCaffery vs Iowa (01/31/2022)
	4		Gabe Brown at Michigan St. (12/11/2021)
	4		Kyle Young vs Ohio St. (12/05/2021)
	4		Sam Waardenburg vs Miami (FL) (12/01/2021)
	4		Rich Kelly at Massachusetts (11/15/2021)
	4		Michael Akuchie vs Youngstown St. (11/10/2021)
<b>3 PT FG ATTEMPTS</b>	10		Da'Monte Williams at Illinois (03/03/2022)
	8		Jamison Battle vs Minnesota (N) (03/09/2022)
	8		Chase Audige vs Northwestern (02/25/2022)
	8		Jamison Battle vs Minnesota (02/17/2022)
	8		Geo Baker vs Rutgers (01/11/2022)
	8		Sasha Stefanovic vs Purdue (01/08/2022)
	8		Boo Buie at Northwestern (01/05/2022)
	8		Nigel Jackson vs Wagner (12/08/2021)
	8		Justin Ahrens vs Ohio St. (12/05/2021)
	8		Sam Waardenburg vs Miami (FL) (12/01/2021)
<b>3 PT FG PERCENTAGE (min 2 made)</b>	1.000	(4-4)	Kyle Young vs Ohio St. (12/05/2021)
	1.000	(3-3)	C.J. Wilcher vs Nebraska (02/27/2022)
	1.000	(3-3)	Xavier Johnson at Indiana (01/26/2022)
	1.000	(2-2)	Cedric Russell vs Ohio St. (N) (03/10/2022)
	1.000	(2-2)	Aundre Hyatt at Rutgers (03/06/2022)
	1.000	(2-2)	Alonzo Verge Jr. vs Nebraska (02/27/2022)
	1.000	(2-2)	Race Thompson at Indiana (01/26/2022)
	1.000	(2-2)	Tamar Bates at Indiana (01/26/2022)
	1.000	(2-2)	Meechie Johnson Jr. vs Ohio St. (12/05/2021)
	<b>FREE THROWS MADE</b>	11	
10			Tari Eason vs LSU (N) (11/26/2021)
<b>FREE THROW ATTEMPTS</b>	13		E.J. Liddell vs Ohio St. (N) (03/10/2022)
	12		E.J. Liddell at Ohio St. (01/16/2022)
	12		Tari Eason vs LSU (N) (11/26/2021)
<b>FREE THROW PERCENTAGE (min 3 made)</b>	1.000	(6-6)	Bryce McGowens vs Nebraska (02/27/2022)
	1.000	(6-6)	Hunter Dickinson vs Michigan (02/08/2022)
	1.000	(6-6)	Glenn Taylor Jr. vs Oregon St. (N) (11/27/2021)
	1.000	(6-6)	Nazir Williams vs Cornell (11/22/2021)
	1.000	(4-4)	Malaki Branham vs Ohio St. (N) (03/10/2022)
	1.000	(4-4)	Coleman Hawkins at Illinois (03/03/2022)
	1.000	(4-4)	Ty Berry vs Northwestern (02/25/2022)
	1.000	(4-4)	Race Thompson at Indiana (01/26/2022)
	1.000	(4-4)	Kyle Young vs Ohio St. (12/05/2021)
	1.000	(4-4)	Isaiah Wong vs Miami (FL) (12/01/2021)
	1.000	(3-3)	Luke Loewe at Minnesota (02/12/2022)
	1.000	(3-3)	Payton Willis at Minnesota (02/12/2022)
	1.000	(3-3)	Filip Rebraca vs Iowa (01/31/2022)
	1.000	(3-3)	Mason Gillis vs Purdue (01/08/2022)
	1.000	(3-3)	Marcus Bingham Jr. at Michigan St. (12/11/2021)
1.000	(3-3)	Noah Fernandes at Massachusetts (11/15/2021)	
<b>REBOUNDS</b>	15		Hunter Dickinson vs Michigan (02/08/2022)
	13		Marcus Bingham Jr. at Michigan St. (12/11/2021)
<b>ASSISTS</b>	10		Payton Willis at Minnesota (02/12/2022)
	9		Tyson Walker at Michigan St. (12/11/2021)
<b>STEALS</b>	5		Rob Higgins vs St. Francis Brooklyn (11/18/2021)
	4		Trey McGowens vs Nebraska (02/27/2022)
	4		Ian Martinez at Maryland (02/21/2022)
	4		Hakim Hart at Maryland (02/21/2022)





2021-22 Penn St. Men's Basketball  
Points-rebounds-assists  
All games

Page 1/2  
as of Mar 11, 2022

Opponent	Date	Score		0	1	2	3	4	5	11	13	14	15	21
				OWEH,KAYLE	LUNDY,SETH	DREAD,MYLE	SESSOMS,SA	DORSEY,CAL	LEE,GREG	CORNWALL,J	SCOTT,JEVO	WHITE,JALA	CONLAN,DAN	HARRAR,JOH
Youngstown St.	11/10/2021	75-59	W	DNP	23-6-2	0-4-2	17-5-8	DNP	DNP	3-1-0	DNP	4-4-1	DNP	16-14-1
at Massachusetts	11/15/2021	56-81	L	DNP	14-4-1	3-3-0	12-3-0	0-0-0	DNP	4-2-3	DNP	6-6-0	DNP	8-12-0
St. Francis Brooklyn	11/18/2021	74-59	W	DNP	11-6-2	6-2-2	26-3-1	0-1-0	DNP	5-1-0	DNP	8-7-2	DNP	14-13-1
Cornell	11/22/2021	85-74	W	DNP	23-7-0	5-2-4	22-6-4	DNP	DNP	3-4-1	DNP	7-3-0	DNP	7-12-1
vs LSU	11/26/2021	63-68	Lot	DNP	8-4-1	11-2-2	13-10-5	DNP	DNP	9-1-1	DNP	1-3-0	DNP	7-7-2
vs Oregon St.	11/27/2021	60-45	W	DNP	13-7-0	12-2-1	2-4-4	DNP	DNP	0-2-1	DNP	4-7-1	DNP	6-6-0
Miami (FL)	12/01/2021	58-63	L	DNP	14-8-0	9-4-2	8-3-3	DNP	DNP	5-1-0	DNP	2-2-0	DNP	16-12-1
Ohio St.	12/05/2021	64-76	L	DNP	13-5-0	3-2-1	5-3-4	DNP	DNP	6-0-3	DNP	2-2-0	DNP	12-12-1
Wagner	12/08/2021	74-54	W	0-0-0	10-6-3	9-2-1	16-3-5	3-1-0	DNP	0-1-2	DNP	8-5-0	0-0-0	12-7-2
at Michigan St.	12/11/2021	64-80	L	DNP	18-7-1	0-0-2	12-4-1	DNP	5-2-1	0-0-1	DNP	0-0-0	DNP	16-11-3
Indiana	01/02/2022	61-58	W	DNP	8-10-1	12-4-1	10-3-1	DNP	6-4-0	4-0-0	DNP	0-3-1	DNP	6-12-1
at Northwestern	01/05/2022	74-70	W	DNP	23-2-2	4-3-2	6-3-4	DNP	8-7-2	0-0-0	DNP	1-7-0	DNP	9-8-1
Purdue	01/08/2022	67-74	L	DNP	10-6-1	3-0-1	0-0-0	DNP	11-5-0	0-2-0	DNP	9-3-1	DNP	10-8-1
Rutgers	01/11/2022	66-49	W	DNP	10-4-0	2-5-0	17-3-6	DNP	4-12-1	DNP	2-1-0	0-5-2	DNP	16-6-0
at Ohio St.	01/16/2022	56-61	L	DNP	DNP	3-0-1	15-4-1	DNP	9-8-1	DNP	4-2-0	2-2-0	DNP	7-8-0
at Iowa	01/22/2022	51-68	L	DNP	8-5-0	9-2-0	6-1-4	DNP	6-8-1	5-0-0	3-3-1	0-1-0	DNP	0-5-1
at Indiana	01/26/2022	57-74	L	DNP	5-2-0	9-1-1	6-2-4	DNP	5-6-0	0-3-0	0-1-0	2-1-0	DNP	13-9-0
Iowa	01/31/2022	90-86	Wot2	DNP	17-11-2	12-9-3	9-5-0	0-0-0	16-8-2	0-1-2	DNP	0-0-0	DNP	19-10-0
at Wisconsin	02/05/2022	49-51	L	DNP	6-4-0	4-3-1	14-0-2	DNP	8-9-1	5-1-0	DNP	0-1-0	DNP	2-9-0
Michigan	02/08/2022	57-58	L	DNP	8-2-1	9-5-2	13-3-2	0-1-0	DNP	0-0-0	0-2-0	2-2-0	DNP	8-7-2
at Minnesota	02/12/2022	70-76	L	DNP	16-4-0	9-4-2	18-5-3	DNP	DNP	2-2-0	0-1-0	DNP	DNP	12-9-4
Michigan St.	02/15/2022	62-58	W	DNP	17-5-1	3-0-3	9-7-3	0-0-0	DNP	DNP	0-0-0	2-2-0	DNP	16-16-3
Minnesota	02/17/2022	67-46	W	0-0-0	3-3-0	12-6-1	4-3-6	3-2-0	DNP	0-0-1	2-3-1	5-1-1	0-0-0	10-10-3
at Maryland	02/21/2022	61-67	L	DNP	6-5-0	6-3-0	17-1-1	0-1-0	DNP	0-0-0	2-1-0	0-1-0	DNP	14-13-2
Northwestern	02/25/2022	67-60	W	DNP	12-4-1	6-4-2	12-1-1	0-0-0	DNP	0-0-0	0-3-0	0-2-0	DNP	11-20-0
Nebraska	02/27/2022	70-93	L	DNP	12-4-0	5-0-1	12-0-3	2-1-2	5-2-0	2-1-0	DNP	0-0-0	0-0-0	9-8-1
at Illinois	03/03/2022	55-60	L	DNP	11-3-0	0-2-0	4-2-0	3-0-0	9-5-0	DNP	DNP	0-0-0	DNP	4-6-0
at Rutgers	03/06/2022	58-59	L	DNP	17-3-1	6-1-1	13-2-4	DNP	0-4-0	0-1-0	DNP	0-0-0	DNP	15-17-1
vs Minnesota	03/09/2022	60-51	W	DNP	11-4-1	3-2-0	14-5-0	0-0-0	4-2-1	DNP	DNP	DNP	DNP	6-12-3
vs Ohio St.	03/10/2022	71-68	W	DNP	7-1-0	12-3-3	18-0-1	DNP	2-5-0	2-0-0	DNP	DNP	DNP	12-9-1

Opponent	Date	Score		22	23	33	35
				PICKETT,JA	JOHNSON,DA	CHRISTOS,A	JAGIASI,IS
Youngstown St.	11/10/2021	75-59	W	9-5-2	3-0-0	DNP	DNP
at Massachusetts	11/15/2021	56-81	L	7-2-7	2-1-0	DNP	DNP
St. Francis Brooklyn	11/18/2021	74-59	W	4-1-3	0-1-0	DNP	DNP
Cornell	11/22/2021	85-74	W	15-4-6	3-0-0	DNP	DNP
vs LSU	11/26/2021	63-68	Lot	14-8-3	DNP	DNP	DNP
vs Oregon St.	11/27/2021	60-45	W	14-4-7	9-3-0	DNP	DNP
Miami (FL)	12/01/2021	58-63	L	4-8-4	0-0-1	DNP	DNP
Ohio St.	12/05/2021	64-76	L	23-4-3	0-0-0	DNP	DNP
Wagner	12/08/2021	74-54	W	16-4-4	0-0-1	0-0-0	0-0-0
at Michigan St.	12/11/2021	64-80	L	13-4-5	DNP	DNP	DNP
Indiana	01/02/2022	61-58	W	15-1-2	0-0-0	DNP	DNP
at Northwestern	01/05/2022	74-70	W	18-6-4	5-0-0	DNP	DNP
Purdue	01/08/2022	67-74	L	21-3-10	3-1-0	DNP	DNP
Rutgers	01/11/2022	66-49	W	15-3-1	0-0-0	DNP	DNP
at Ohio St.	01/16/2022	56-61	L	11-3-5	5-0-0	DNP	DNP
at Iowa	01/22/2022	51-68	L	14-3-3	0-0-0	DNP	DNP
at Indiana	01/26/2022	57-74	L	14-5-5	3-1-0	DNP	DNP
Iowa	01/31/2022	90-86	Wot2	13-7-2	4-1-1	DNP	DNP
at Wisconsin	02/05/2022	49-51	L	4-2-3	6-4-0	DNP	DNP
Michigan	02/08/2022	57-58	L	14-1-2	3-2-1	DNP	DNP
at Minnesota	02/12/2022	70-76	L	10-4-6	3-5-1	DNP	DNP
Michigan St.	02/15/2022	62-58	W	10-4-3	5-0-0	DNP	DNP
Minnesota	02/17/2022	67-46	W	20-4-3	8-1-0	0-1-0	0-0-0
at Maryland	02/21/2022	61-67	L	13-6-6	3-0-0	DNP	DNP
Northwestern	02/25/2022	67-60	W	11-5-6	15-2-2	DNP	DNP
Nebraska	02/27/2022	70-93	L	12-2-5	11-3-2	0-0-0	DNP
at Illinois	03/03/2022	55-60	L	18-5-7	6-4-1	DNP	DNP
at Rutgers	03/06/2022	58-59	L	7-6-3	0-1-0	DNP	DNP
vs Minnesota	03/09/2022	60-51	W	22-7-4	0-2-0	0-0-0	DNP
vs Ohio St.	03/10/2022	71-68	W	16-8-5	2-1-0	DNP	DNP



2021-22 Penn St. Men's Basketball  
Combined Team Statistics  
In Conference games

Page 1/1  
as of Mar 06, 2022

Game Records

Record	Overall	Home	Away	Neutral
ALL GAMES	7-13	6-4	1-9	0-0
CONFERENCE	7-13	6-4	1-9	0-0
NON-CONFERENCE	0-0	0-0	0-0	0-0

Score by Periods

Team	1st	2nd	OT	TOT
Penn St.	534	708	24	1266
Opponents	628	676	20	1324

Team Box Score

No.	Player	GP-GS			Total			3-Point			F-Throw		Rebounds				PF DQ A TO BLK STL				PTS		AVG
		GP	GS	MIN	AVG	FG-FGA	FG%	3FG-3FGA	3FG%	FT-FTA	FT%	OFF	DEF	TOT	AVG	PF	DQ	A	TO	BLK	STL	PTS	
22	PICKETT, Jalen	20	20	753:10	37.7	113-271	.417	29-98	.296	21-29	.724	12	66	78	3.9	41	1	84	33	16	29	276	13.8
1	LUNDY, Seth	19	19	602:25	31.7	76-188	.404	44-112	.393	24-27	.889	17	72	89	4.7	42	1	11	41	15	22	220	11.6
21	HARRAR, John	20	20	535:54	26.8	81-131	.618	19-0	.000	47-70	.671	75	129	204	10.2	44	0	24	29	3	9	209	10.5
3	SESSOMS, Sam	20	3	509:34	25.5	78-188	.415	19-48	.396	27-34	.794	7	45	52	2.6	36	0	50	41	1	14	202	10.1
5	LEE, Greg	13	9	312:11	24.0	36-89	.404	8-31	.258	12-16	.750	23	57	80	6.2	30	0	9	15	2	4	92	7.1
2	DREAD, Myles	20	12	513:38	25.7	39-95	.411	32-80	.400	7-8	.875	9	45	54	2.7	46	1	25	14	1	16	117	5.9
23	JOHNSON, Dallion	19	11	306:29	16.1	26-68	.382	21-51	.412	7-8	.875	1	24	25	1.3	12	0	8	9	0	4	80	4.2
13	SCOTT, Jevonnie	10	0	68:26	6.8	6-14	.429	0-1	.000	3-8	.375	2	16	18	1.8	15	0	2	7	3	2	15	1.5
11	CORNWALL, Jaheam	15	6	210:12	14.0	6-40	.150	1-24	.042	9-10	.900	0	9	9	0.6	12	0	7	10	1	4	22	1.5
14	WHITE, Jalanni	20	0	170:27	8.5	10-26	.385	1-6	.167	4-9	.444	11	23	34	1.7	35	1	5	8	6	4	25	1.3
4	DORSEY, Caleb	8	0	50:14	6.3	2-9	.222	2-7	.286	2-2	1.000	1	4	5	0.6	5	0	2	2	1	3	8	1.0
33	CHRISTOS, Andy	2	0	07:03	3.5	0-0	.000	0-0	.000	0-0	.000	0	1	1	0.5	1	0	0	0	0	0	0	0.0
35	JAGIASI, Ishaan	1	0	02:15	2.3	0-0	.000	0-0	.000	0-0	.000	0	0	0	0.0	0	0	0	0	0	0	0	0.0
0	OWEH, Kaylen	1	0	03:08	3.1	0-2	.000	0-0	.000	0-0	.000	0	0	0	0.0	1	0	0	1	0	1	0	0.0
15	CONLAN, Dan	2	0	04:53	2.4	0-0	.000	0-0	.000	0-0	.000	0	0	0	0.0	0	0	0	0	0	0	0	0.0
Team												35	23	58						24			
<b>Total</b>		<b>20</b>	<b>4050</b>			<b>473-1121</b>	<b>.422</b>	<b>157-458</b>	<b>.343</b>	<b>163-221</b>	<b>.738</b>	<b>193</b>	<b>514</b>	<b>707</b>	<b>35.4</b>	<b>320</b>	<b>4</b>	<b>227</b>	<b>234</b>	<b>49</b>	<b>112</b>	<b>1266</b>	<b>63.3</b>
<b>Opponents</b>		<b>20</b>	<b>4050</b>			<b>469-1112</b>	<b>.422</b>	<b>157-422</b>	<b>.372</b>	<b>229-313</b>	<b>.732</b>	<b>166</b>	<b>474</b>	<b>640</b>	<b>32.0</b>	<b>267</b>	<b>1</b>	<b>278</b>	<b>178</b>	<b>73</b>	<b>116</b>	<b>1324</b>	<b>66.2</b>

Team Statistics

	PSU	OPP
<b>Scoring</b>	<b>1266</b>	<b>1324</b>
Points per game	63.3	66.2
Scoring margin	-2.9	-
<b>Field goals-att</b>	<b>473-1121</b>	<b>469-1112</b>
Field goal pct	.422	.422
<b>3 point fg-att</b>	<b>157-458</b>	<b>157-422</b>
3-point FG pct	.343	.372
3-pt FG made per game	7.9	7.9
<b>Free throws-att</b>	<b>163-221</b>	<b>229-313</b>
Free throw pct	.738	.732
F-Throws made per game	8.2	11.5
<b>Rebounds</b>	<b>707</b>	<b>640</b>
Rebounds per game	35.4	32.0
Rebounding margin	+3.4	-
<b>Assists</b>	<b>227</b>	<b>278</b>
Assists per game	11.4	13.9
<b>Turnovers</b>	<b>234</b>	<b>178</b>
Turnovers per game	11.7	8.9
Turnover margin	-2.8	-
Assist/turnover ratio	1.0	1.6
<b>Steals</b>	<b>112</b>	<b>116</b>
Steals per game	5.6	5.8
<b>Blocks</b>	<b>49</b>	<b>73</b>
Blocks per game	2.5	3.7
<b>Winning streak</b>	<b>0</b>	<b>-</b>
Home win streak	0	-
<b>Attendance</b>	<b>88795</b>	<b>129766</b>
Home games-Avg/Game	10-8880	10-12977
Neutral site-Avg/Game	-	0-0

Team Results

Date	Opponent		Score	Att.
12/05/2021	Ohio St.	L	64-76	9128
12/11/2021	at Michigan St.	L	64-80	14797
01/02/2022	Indiana	W	61-58	8844
01/05/2022	at Northwestern	W	74-70	2764
01/08/2022	Purdue	L	67-74	10464
01/11/2022	Rutgers	W	66-49	9063
01/16/2022	at Ohio St.	L	56-61	13565
01/22/2022	at Iowa	L	51-68	15056
01/26/2022	at Indiana	L	57-74	17222
01/31/2022	Iowa	Wot2	90-86	7977
02/05/2022	at Wisconsin	L	49-51	17287
02/08/2022	Michigan	L	57-58	8650
02/12/2022	at Minnesota	L	70-76	9948
02/15/2022	Michigan St.	W	62-58	8390
02/17/2022	Minnesota	W	67-46	7726
02/21/2022	at Maryland	L	61-67	15184
02/25/2022	Northwestern	W	67-60	10280
02/27/2022	Nebraska	L	70-93	8273
03/03/2022	at Illinois	L	55-60	15544
03/06/2022	at Rutgers	L	58-59	8399



2021-22 Penn St. Men's Basketball  
 Combined Team Statistics  
 All games

Page 1/1  
 as of Mar 11, 2022

Game Records

Record	Overall	Home	Away	Neutral
ALL GAMES	14-16	10-5	1-10	3-1
CONFERENCE	7-13	6-4	1-9	0-0
NON-CONFERENCE	7-3	4-1	0-1	3-1

Score by Periods

Team	1st	2nd	OT	TOT
Penn St.	844	1069	29	1942
Opponents	916	1000	30	1946

Team Box Score

No.	Player	Total			3-Point			F-Throw		Rebounds				Other				PTS	AVG			
		GP-GS	MIN	AVG	FG-FGA	FG%	3FG-3FGA	3FG%	FT-FTA	FT%	OFF	DEF	TOT	AVG	PF	DQ	A			TO	BLK	STL
22	PICKETT, Jalen	30-30	1116:50	37.2	155-373	.416	45-144	.313	42-58	.724	17	112	129	4.3	56	1	129	53	19	33	397	13.2
1	LUNDY, Seth	29-29	937:47	32.3	120-296	.405	64-177	.362	50-57	.877	25	117	142	4.9	66	1	21	63	18	30	354	12.2
3	SESSOMS, Sam	30-10	827:58	27.6	135-296	.456	33-78	.423	47-60	.783	17	77	94	3.1	54	0	81	68	2	24	350	11.7
21	HARRAR, John	30-30	808:28	26.9	119-188	.633	0-0	.000	75-112	.670	107	201	308	10.3	67	0	36	50	7	15	313	10.4
5	LEE, Greg	15-10	344:51	23.0	39-97	.402	8-33	.242	12-16	.750	25	62	87	5.8	34	0	10	16	2	4	98	6.5
2	DREAD, Myles	30-19	810:15	27.0	62-154	.403	53-132	.402	10-14	.714	12	68	80	2.7	65	2	42	22	2	30	187	6.2
23	JOHNSON, Dallion	28-13	397:06	14.2	33-94	.351	26-68	.382	7-8	.875	3	30	33	1.2	22	0	10	12	0	4	99	3.5
14	WHITE, Jalanni	28-1	297:13	10.6	28-54	.519	1-8	.125	8-15	.533	26	45	71	2.5	54	2	9	12	9	7	65	2.3
11	CORNWALL, Jaheam	24-8	379:59	15.8	16-73	.219	8-52	.154	13-16	.813	0	22	22	0.9	20	0	15	18	2	4	53	2.2
13	SCOTT, Jevonnie	10-0	68:26	6.8	6-14	.429	0-1	.000	3-8	.375	2	16	18	1.8	15	0	2	7	3	2	15	1.5
4	DORSEY, Caleb	12-0	66:46	5.6	3-11	.273	3-9	.333	2-2	1.000	1	6	7	0.6	6	0	2	3	1	3	11	0.9
15	CONLAN, Dan	3-0	04:54	1.6	0-0	.000	0-0	.000	0-0	.000	0	0	0	0.0	0	0	0	0	0	0	0	0.0
33	CHRISTOS, Andy	4-0	09:02	2.3	0-1	.000	0-1	.000	0-0	.000	0	1	1	0.3	1	0	0	0	0	0	0	0.0
35	JAGIASI, Ishaan	2-0	02:16	1.1	0-0	.000	0-0	.000	0-0	.000	0	0	0	0.0	0	0	0	0	0	0	0	0.0
0	OWEH, Kaylen	2-0	03:09	1.6	0-2	.000	0-0	.000	0-0	.000	0	0	0	0.0	1	0	0	1	0	1	0	0.0
Team											42	32	74				33					
Total		30	6075		716-1653	.433	241-703	.343	269-366	.735	277	789	1066	35.5	461	6	357	358	65	157	1942	64.7
Opponents		30	6075		699-1689	.414	227-646	.351	321-440	.730	247	691	938	31.3	430	2	386	261	93	181	1946	64.9

Team Statistics

	PSU	OPP
<b>Scoring</b>	<b>1942</b>	<b>1946</b>
Points per game	64.7	64.9
Scoring margin	-0.1	-
<b>Field goals-att</b>	<b>716-1653</b>	<b>699-1689</b>
Field goal pct	.433	.414
<b>3 point fg-att</b>	<b>241-703</b>	<b>227-646</b>
3-point FG pct	.343	.351
3-pt FG made per game	8.0	7.6
<b>Free throws-att</b>	<b>269-366</b>	<b>321-440</b>
Free throw pct	.735	.730
F-Throws made per game	9.0	10.7
<b>Rebounds</b>	<b>1066</b>	<b>938</b>
Rebounds per game	35.5	31.3
Rebounding margin	+4.3	-
<b>Assists</b>	<b>357</b>	<b>386</b>
Assists per game	11.9	12.9
<b>Turnovers</b>	<b>358</b>	<b>261</b>
Turnovers per game	11.9	8.7
Turnover margin	-3.2	-
Assist/turnover ratio	1.0	1.5
<b>Steals</b>	<b>157</b>	<b>181</b>
Steals per game	5.2	6.0
<b>Blocks</b>	<b>65</b>	<b>93</b>
Blocks per game	2.2	3.1
<b>Winning streak</b>	<b>2</b>	<b>-</b>
Home win streak	0	-
<b>Attendance</b>	<b>127683</b>	<b>132788</b>
Home games-Avg/Game	15-8512	11-12072
Neutral site-Avg/Game	-	4-874

Team Results

Date	Opponent		Score	Att.
11/10/2021	Youngstown St.	W	75-59	7884
11/15/2021	at Massachusetts	L	56-81	3022
11/18/2021	St. Francis Brooklyn	W	74-59	7769
11/22/2021	Cornell	W	85-74	7515
11/26/2021	vs LSU	Lot	63-68	2146
11/27/2021	vs Oregon St.	W	60-45	1350
12/01/2021	Miami (FL)	L	58-63	8221
12/05/2021	Ohio St.	L	64-76	9128
12/08/2021	Wagner	W	74-54	7499
12/11/2021	at Michigan St.	L	64-80	14797
01/02/2022	Indiana	W	61-58	8844
01/05/2022	at Northwestern	W	74-70	2764
01/08/2022	Purdue	L	67-74	10464
01/11/2022	Rutgers	W	66-49	9063
01/16/2022	at Ohio St.	L	56-61	13565
01/22/2022	at Iowa	L	51-68	15056
01/26/2022	at Indiana	L	57-74	17222
01/31/2022	Iowa	Wot2	90-86	7977
02/05/2022	at Wisconsin	L	49-51	17287
02/08/2022	Michigan	L	57-58	8650
02/12/2022	at Minnesota	L	70-76	9948
02/15/2022	Michigan St.	W	62-58	8390
02/17/2022	Minnesota	W	67-46	7726
02/21/2022	at Maryland	L	61-67	15184
02/25/2022	Northwestern	W	67-60	10280
02/27/2022	Nebraska	L	70-93	8273
03/03/2022	at Illinois	L	55-60	15544
03/06/2022	at Rutgers	L	58-59	8399
03/09/2022	vs Minnesota	W	60-51	0
03/10/2022	vs Ohio St.	W	71-68	0



**0**  
**IREKEFE OWEH**  
 SO. | G | 6-2 | 188  
 NORTH BRUNSWICK, N.J.



**1**  
**SETH LUNDY**  
 JR. | F | 6-6 | 217  
 PAULSBORO, N.J.



**2**  
**MYLES DREAD**  
 SR. | G | 6-4 | 235  
 DETROIT, MICH.



**3**  
**SAM SESSOMS**  
 SR. | G | 6-0 | 189  
 PHILADELPHIA, PA.



**4**  
**CALEB DORSEY**  
 SO. | F | 6-7 | 235  
 WESTMINSTER, MD.



**5**  
**GREG LEE**  
 SR. + | F | 6-9 | 217  
 ROCKFORD, ILL.



**11**  
**JAHEAM CORNWALL**  
 SR. + | G | 6-0 | 190  
 BROOKLYN, N.Y.



**13**  
**JEVONNIE SCOTT**  
 JR. | F | 6-7 | 252  
 TORONTO, ONT.



**14**  
**JALANNI WHITE**  
 SR. + | F | 6-8 | 205  
 NEW HAVEN, CONN.



**15**  
**DAN CONLAN**  
 JR. | G | 6-4 | 180  
 SEWICKLEY, PA.



**21**  
**JOHN HARRAR**  
 SR. + | F | 6-9 | 240  
 WALLINGFORD, PA.



**22**  
**JALEN PICKETT**  
 SR. | G | 6-4 | 202  
 ROCHESTER, N.Y.



**23**  
**DALLION JOHNSON**  
 SO. | G | 6-3 | 182  
 HAVERHILL, MASS.



**33**  
**ANDY CHRISTOS**  
 SO. | G | 6-5 | 179  
 MADISON, N.J.



**35**  
**ISHAAN JAGIASI**  
 JR. | G | 6-1 | 180  
 WILMINGTON, DEL.



**MICAH SHREWSBERRY**  
 PETER AND ANN TOMBROS ENDOWED  
 MEN'S BASKETBALL HEAD COACH  
 FIRST SEASON



**ADAM FISHER**  
 ASSOCIATE HEAD COACH  
 FIRST SEASON



**AKI COLLINS**  
 ASSISTANT COACH  
 FIRST SEASON



**MIKE FARRELLY**  
 ASSISTANT COACH  
 FIRST SEASON



**NICHOLAS COLELLA**  
 CHIEF OF STAFF  
 NINTH SEASON



**BRIAN SNOW**  
 DIRECTOR OF RECRUITING  
 FIRST SEASON



**MIKE GREEN**  
 DIRECTOR OF PLAYER DEVELOPMENT  
 FIRST SEASON



**TRE WHITTED**  
 ASSISTANT TO THE HEAD COACH  
 FIRST SEASON



**GRADY EIFERT**  
 VIDEO COORDINATOR  
 FIRST SEASON



**GREG MISKINIS**  
 ASSISTANT DIRECTOR OF  
 PERFORMANCE ENHANCEMENT  
 EIGHTH SEASON



**JUSTIN POMAR**  
 ATHLETIC TRAINER  
 FIRST SEASON



**BO WAGGONER**  
 GRADUATE ASSISTANT  
 SIXTH SEASON



**JOSH TOWNSEND**  
 GRADUATE ASSISTANT  
 FIRST SEASON