



LADY LION BASKETBALL

#BRINGTHEROAR

GAME 7 | PENN STATE AT FLORIDA STATE | NOV. 29, 2018 | 7 P.M. | TALLAHASSEE, FLA.

2018-19 SCHEDULE

Date Opponent Time/Result

NOVEMBER

8	PROVIDENCE	W, 74-72
11	#24/RV CALIFORNIA	L, 75-58
14	at Fordham	W, 72-55
18	PRINCETON	W, 79-71 (OT)
21	NORTH DAKOTA	W, 75-68
25	STONY BROOK	L, 81-70
29	at Florida State (1)	7 p.m.

DECEMBER

2	JACKSONVILLE	2 p.m.
5	DUQUESNE	7 p.m.
9	ST. BONAVENTURE	2 p.m.
16	AMERICAN	2 p.m.
28	MARYLAND*	7 p.m.
31	at Indiana*	7 p.m.

JANUARY

3	WISCONSIN*	7 p.m.
6	at Rutgers*	4 p.m.
12	ILLINOIS*	2 p.m.
17	OHIO STATE*	7 p.m.
20	at Maryland*	2 p.m.
24	at Wisconsin*	8 p.m.
27	RUTGERS*	2 p.m.
31	at Michigan State*	7 p.m.

FEBRUARY

3	IOWA*	2 p.m.
6	at Ohio State*	7 p.m.
10	MICHIGAN*	2 p.m.
14	at Northwestern*	8 p.m.
17	at Minnesota*	2 p.m.
21	PURDUE*	7 p.m.
24	at Illinois*	4 p.m.

MARCH

2	NEBRASKA*	3 p.m.
6-10	Big Ten Tournament	TBD

(1) Big Ten/ACC Challenge
* Big Ten Opponent
HOME GAMES IN CAPS
All times Eastern Standard Time

STRATEGIC COMMUNICATIONS

WBB Primary ContactChelsea Vielhauer
Office Phone 814-865-8139
Cell Phone 610-937-4035
Email cpv5026@psu.edu

WBB Secondary Contacts

Nicole Praga ncp42@psu.edu
Will Rottler wdr13@psu.edu
Kevin Stoicovy kjs5540@psu.edu

PENN STATE LADY LIONS

(4-2, 0-0 BIG TEN)

AT

FLORIDA STATE SEMINOLES

(6-1, 0-0 ACC)



VIDEO | ACC Network Extra

RADIO | Penn State Sports Network - 1390 AM - Jerry Fisher and Joe Putnam

ONLINE | Live stats available at Seminoles.com






OPENING TIPS

- Penn State hits the road for the second time this season, and the last time during non-conference play, when the Lady Lions travel to Florida State for the 2018 Big Ten/ACC Challenge.
- The Lady Lions are 4-2 on the young season, with all four of those wins captured in comeback fashion. Penn State has trailed by at least nine points in each of its four victories.
- Three Lady Lions are averaging double-digit points, led by Teniya Page's 20.0 ppg.

IF PENN STATE BEATS FLORIDA STATE

- Penn State would move to 5-2 on the season and 2-0 in road games.
- The Lady Lions would win their Big Ten/ACC Challenge game for the third-straight year and move to 6-6 all-time in Big Ten/ACC Challenge games.
- Penn State would improve to 4-1 all-time against Florida State.

LAST GAME STARTING LINEUP

	#1 Alisia Smith So./So. F 6-3	PPG 12.7	RPG 8.2	APG 0.5	MPG 28.2
	#2 Amari Carter Sr./Jr. G 5-8	PPG 9.2	RPG 3.5	APG 2.5	MPG 29.5
	#4 Siyeh Frazier Jr./Jr. G 5-9	PPG 12.3	RPG 4.3	APG 2.3	MPG 29.2
	#11 Teniya Page Sr./Sr. G 5-7	PPG 20.0	RPG 4.0	APG 2.7	MPG 36.3
	#33 Lauren Ebo Fr./Fr. F 6-4	PPG 2.2	RPG 3.4	APG 0.2	MPG 15.4

LADY LION RESERVES

No.	Name	Pos.	Ht.	Cl./Elig.	PPG	RPG	APG	MPG
3	Karisma Ortiz	G	6-0	Fr./Fr.	3.8	4.2	2.0	25.3
5	Kamaria McDaniel	G	5-10	So./So.	8.0	3.0	1.3	21.7
12	Kayleigh Semion	G	5-6	Sr./Sr.	0.0	0.7	0.3	5.7
22	Leah Knizner	G	5-9	Sr./Sr.	0.0	0.0	0.0	3.0
31	J. Travascio-Green	G	6-2	Jr./Jr.	n/a	n/a	n/a	n/a
34	Sarah McMurtry	G	5-6	Sr./Sr.	n/a	n/a	n/a	n/a
43	Bexley Wallace	F	6-3	Fr./Fr.	1.5	2.0	0.2	10.3

Cardiac Kids

- Penn State has rallied from nine-plus point deficits in all four of its wins this season.
- Penn State erased a 14-point fourth quarter deficit by outscoring Providence 23-9 in the final 10 minutes to claim a thrilling 76-74 victory in the season opener on Nov. 8.
- It marked the first time that Penn State rallied from a 15-point deficit to win in six years. The last time the Lady Lions erased a 15-point deficit was on Nov. 24, 2012 in an 85-73 win at Cal State Northridge. Penn State trailed by 17 with 5:52 left in the first half in that game.
- Penn State put together another gutsy comeback performance at Fordham on Nov. 14. The Lady Lions trailed by 12 with 8:19 to play in the second quarter, but outscored the Rams 34-11 in the second half en route to a 72-55 victory.
- PSU trailed Princeton 48-39 with 8:28 to play in regulation on Nov. 18. Penn State used a 24-15 run to force overtime before outscoring the Tigers 16-8 in the extra frame to earn the 79-71 OT victory Sunday.
- The Lady Lions did it once again on Nov. 21 against North Dakota. The Fighting Hawks held a 64-53 lead with 4:49 to play, but Penn State closed the game on a 22-4 run to erase the 11-point deficit and come back for a 75-68 victory.
- In their most recent game, Penn State trimmed a 24-point deficit down to six against Stony Brook, but couldn't complete the comeback.

Focus On The Free Throw Line

- The Lady Lions ranks third in all of Division I (as of Nov. 27) with 113 made free throws on the season.
- Penn State leads the Big Ten and ranks 19th nationally with a 78.5 (113-for-144) free throw shooting percentage.
- Sophomore Alisia Smith leads the Lady Lions with a 90.3 (28-for-31) free throw percentage.

The Big 200

- Head Coach Coquese Washington picked up her 200th career win with PSU's 79-71 overtime victory against Princeton on Nov. 18.
- Over her 11-plus seasons on the Penn State sidelines, Washington has enjoyed three Big Ten regular-season championships and seven national postseason appearances, including four NCAA Tournament berths.
- Washington became the sixth active Big Ten women's basketball coach to earn 200-plus victories at their current institution. She joined Iowa's Lisa Bluder, Maryland's Brenda Frese, Michigan State's Suzy Merchant, Purdue's Sharon Versyp, and Rutgers' C. Vivian Stringer.

Tracking Teniya

- Teniya Page, a 2018 Consensus Preseason All-Big Ten Selection, has proven to be one of the strongest guards in the Big Ten from the day she stepped on campus. The guard has collected All-Big Ten accolades in each of her first three years, earning first team honors as both a sophomore and junior. Page was named a WBCA All-America honorable mention selection in 2016-17 following her standout sophomore campaign.
- Page has totaled 1,709 career points, putting her just 291 points away from hitting the 2,000-point mark. She would become the sixth Lady Lion to reach the milestone if she hits the 2,000-point mark. With 29 regular-season games scheduled and at least one postseason contest guaranteed (Big Ten Tournament), Page will need to average 13.7 points per game this season to reach the milestone. She averaged 15.3 points per game as a freshman, 19.9 as a sophomore and 18.4 as a junior.
- With 34 points against Stony Brook, Page now stands alone in second place for the most career 30-plus point games (8) in Lady Lion history. She was previously tied with Maggie Lucas (2011-14) at 7.
- The standout has already etched her names into several of Penn State's record books. Her 18.0 points per game career scoring average ranks No. 4 all-time. She is one of five Penn Staters with 1,500 career points and 300 career assists. She's averaged 35.4 minutes per game throughout her career, a mark that ranks second in the Lady Lion history books.

PENN STATE QUICK FACTS

University Information

Location.....University Park, Pa.
 Founded.....1855
 Enrollment.....40, 835 (undergrad)
 46,610 (UP overall)
 Nickname.....Lady Lions
 School Colors.....Blue and White
 Conference.....Big Ten
 President.....Dr. Eric Barron
 Director of Athletics.....Sandy Barbour
 Senior Woman Administrator.....Charmelle Green
 Deputy AD (WBB Administrator).....Lynn Holleran
 Facility (Capacity).....Bryce Jordan Center (15,104)
 All-Time Record at BJC.....257-80 (24-plus seasons)

Basketball Staff

Head Coach.....Coquese Washington
 Notre Dame '92
 Juris Doctorate - Notre Dame '97
 Career Record: 201-153 (11-plus years)
 Postseason Appearances - 7 (4 NCAA, 3WNIT)
 Assistant Coach.....Itoro Coleman (Clemson '00)
 Assistant Coach.....Tamika Jeter (Connecticut '02)
 Assistant Coach.....Geoff Lanier (S. Conn. St. '92)
 Director of Ops.....Ethan Gelfand (Wake Forest '06)
 Video Coordinator.....Sean Sullivan (Iowa '15)
 Strategic Specialist.....Jeanine Wasielewski
 (Northwestern '91)
 Dir. of Community Outreach.....Miriam Powell
 (Gustavus Adolphus College '95)
 Athletic Trainer.....Caren Walls (Penn State '04)
 Strength Coach.....Brad Pantall (Penn State '96)
 SID.....Chelsea Vielhauer (Penn State '13)

Program History

First Year of Women's Basketball.....1965
 All-Time Record.....940-466 (54-plus seasons)
 All-Time Big Ten Record.....268-162 (26 seasons)
 NCAA Tournament App./Last.....25/2014
 NCAA Tournament Record.....32-25
 NCAA Regional App./Last.....13/2014
 NCAA Final Four App./Last.....One/2000
 Big Ten Reg. Season Championships.....Eight
 Big Ten Tournament Championships.....Two

Team Information

2017-18 Record.....16-16
 Home - 11-4
 Away - 4-9
 Neutral - 1-3
 Big Ten Record (finish).....6-10 (11)
 Home - 5-3
 Away - 1-7
 Letterwinners Returning/Lost.....10/2
 Starters Returning/Lost.....4/1
 Big Ten Tournament.....Second Round
 Postseason.....WNIT First Round

#BringTheRoar

Penn State Athletics Twitter.....@GoPSUSports
 Women's Basketball Twitter.....@PennStateWBB
 Women's Basketball Instagram.....pennstateWBB
 Women's Basketball Facebook.....Penn State Lady
 Lion Basketball
 Penn State Athletics Website.....gopsusports.com
 Hashtags.....#BringTheRoar
 #WeAre

BIG TEN/ACC CHALLENGE HISTORY

- Penn State is 4-7 all-time in the Big Ten/ACC Challenge as the series enters its 12th year.
- The Lady Lions are 3-3 in Big Ten/ACC Challenge home games and 1-4 in away games.
- Penn State will be looking to win its Big Ten/ACC Challenge game for the third-straight year.
- Full results are listed below:
 - 2017-18 (Home): Penn State 68, Wake Forest 58
 - 2016-17 (Away): Penn State 60, Boston College 56
 - 2015-16 (Home): Virginia Tech 64, Penn State 59
 - 2014-15 (Away): Syracuse 61, Penn State 39
 - 2013-14 (Home): Notre Dame 77, Penn State 67
 - 2012-13 (Away): Miami 69, Penn State 65
 - 2011-12 (Home): Penn State 103, North Carolina 84
 - 2010-11 (Away): Boston College 113, Penn State 104 (OT)
 - 2009-10 (Home): Georgia Tech 64, Penn State 60
 - 2008-09 (Away): Florida State 73, Penn State 60
 - 2007-08 (Home): Penn State 86, Duke 84

SCOUTING THE OPPOSITION

2018-19 FLORIDA STATE SEMINOLES

- Florida state is receiving votes in the national polls and carries at 6-1 record, including a 4-1 mark at home, into Thursday's Big Ten/ACC Challenge matchup.
- The Seminoles are coming off a 71-67 win over then No. 12 Iowa on Saturday in their most recent action.
- Four Seminoles are averaging double-digit points, led by Kiah Gillespie's 16.3 points per game and team-best 9.1 rebounds per contest.
- Nausia Woolfolk (12.7 ppg), Valencia Myers (12.4 ppg), and Nicki Ekhomu (11.6 ppg) are also major contributors.
- Florida State is shooting 41.4 percent (187-for-452) from the field, but just 24.8 percent (40-for-161) from three-point range.
- The Seminoles hold a +10.7 rebound edge so far this season.

AGAINST FLORIDA STATE

- Penn State and Florida State have met four times and will be squaring off for the second time in the Big Ten/ACC Challenge.
- The teams last met on Dec. 3, 2008 in the Big Ten/ACC Challenge, with the Seminoles earning a 73-60 win in Tallahassee.
- Penn State won the three previous meetings, which all came during and prior to the 1990 season.

BY THE NUMBERS

	Penn State	Florida State
Scoring Offense	71.3	71.0
Scoring Defense	70.3	56.0
Scoring Margin	+1.0	+15.0
Field Goal Pct.	41.0	41.4
Field Goal Pct. Defense	40.9	37.6
Free Throw Pct.	78.5	70.9
3FG Made Per Game	4.2	5.7
3FG Pct.	25.5	24.8
3FG Pct. Defense	30.2	29.0
Rebounding	37.2	42.6
Rebounding Allowed	38.7	31.9
Rebounding Margin	-1.5	+10.7
Assists	12.3	13.0
Steals	9.5	6.3
Turnovers	17.8	15.1

INSIDE THE SERIES

Overall:	Penn State leads, 3-1
Last Meeting:	Dec. 3, 2008 - Florida State, 73-60
Current Streak:	Florida State, 1
Against Florida State at Home:	0-0
Against Florida State on the Road:	1-1
Neutral Locations Against Florida State:	2-0
Previous Meetings:	
Dec. 3, 2008 (Away)	Florida State, 73-60
March 15, 1990 (Away)	Penn State, 83-73
Jan. 2, 1984 (Neutral)	Penn State, 96-68
Dec. 10, 1982 (Neutral)	Penn State, 86-84

Frazier Flourishing

- Junior Siyeh Frazier is off to a hot start this season. She's averaging 12.3 points per game while shooting 50.9 percent (27-for-53) from the field. The Detroit native also leads the team with 18 steals.
- Frazier contributed 7.4 points per game as a sophomore in 2017-18. She was named the Team's Defensive MVP at the conclusion of her sophomore season.
- Frazier has come in clutch in Penn State's four wins. She secured a steal in the final seconds that led to PSU's game-winning points in the 74-72 comeback win over Providence. She then contributed eight points and two steals in a 3:30 second-quarter stretch at Fordham to help the Lady Lions trim down a 12-point deficit. Frazier hit the game-tying free throws with 11 seconds to play and contributed six points to PSU's fourth-quarter rally against Princeton that helped the Lady Lions top the Tigers 79-71 in overtime. She scored five points and added two steals and two assists in Penn State's fourth-quarter push against North Dakota.

No Sophomore Slump Here

- Sophomore Alisia Smith has burst onto the scene this season and is averaging 12.7 points and a team-best 8.2 rebounds per game.
- The forward has notched two double-doubles and scored in double figures in five of Penn State's six games.
- She set a new career high with 17 points against North Dakota on Nov. 21.
- She averaged 5.2 points and 3.8 rebounds per game as a freshman.

Rookies Ready To Roar

- Accumulation of talented people is paramount to any organization, and that is a motto that head coach Coquese Washington builds her teams around. The additions of Lauren Ebo (Washington, D.C.), Karisma Ortiz (San Jose, Calif.) and Bexley Wallace (Pickerington, Ohio) to the 2018-19 roster fit that model and each of them should have an impact for the Lady Lions on and off the court.
- Ortiz hails from Archbishop Mitty High School, which ranked as the No. 1 team in the nation by USA Today at the end of her senior year. The six-foot guard was ranked as the No. 54 prospect nationally by ESPN.com.
- Ebo and Wallace will add strong size to the post group, coming in at six-foot-four and six-foot-three, respectively. Ebo led her Riverdale Baptist team to an Independent School National Championship and Title IX Pat Summitt Division title as a senior.
- Wallace, who comes to Happy Valley from a suburb of Columbus, Ohio, guided Pickerington Central to a Division I State Championship as a senior and was also a part of the USA Basketball 16U squad that captured the bronze medal at the 2015 FIBA Championship. Wallace was ranked as the No. 91 prospect nationally and No. 16 forward in her class by Prospect Nation.

¡Hola España!

- Penn State enjoyed a once in a lifetime experience this summer when the Lady Lions embarked on a 10-day tour of Spain. It marked the first foreign tour for the Lady Lions since a 2012 trip to Italy and France.
- Penn State spent time in the famous cities of Madrid, Valencia and Barcelona, while also playing three exhibition games against foreign competition. The Lady Lions went 2-1 on the trip with wins over CD CREF Madrid (108-81) and the Valencia All-Stars (87-80) and a narrow 76-70 loss to reigning Slovenian/Adriatic League Champion ZKK Cinkarna Celje.
- In addition to the valuable team bonding experience overseas, the Lady Lions were also granted 10 practices leading up to the trip per NCAA rules. The extra game and practice experience should prove crucial as Penn State gears up for the 2018-19 campaign.

Among The NCAA's Elite

- The Lady Lions have collected 940 wins since the program's inception in 1965, an all-time win mark that ranks as the 18th-most in NCAA history. Penn State is one of only 16 schools with at least 25 NCAA Tournament appearances, joining Connecticut, Georgia, Iowa, Louisiana Tech, LSU, Maryland, North Carolina, Notre Dame, Ohio State, Old Dominion, Purdue, Stanford, Tennessee, Texas and Vanderbilt.

MEDIA INFORMATION

WASHINGTON AVAILABILITY

Coach Washington will be available at weekly media sessions, the next three of which are listed below. Interview requests outside of these availabilities should be arranged through Chelsea Vielhauer in the Strategic Communications office.

Tues. Nov. 27 - 10:30 a.m. - BJC Practice Gym
Tues. Dec. 4 - 11 a.m. - BJC Main Arena
Tues. Dec. 11 - 11 a.m. - BJC Practice Gym

PLAYER INTERVIEWS

All student-athlete interviews must be arranged through Chelsea Vielhauer at least 72 hours in advance. Players will generally be available on a weekly basis throughout the season, in conjunction with head coach Coquese Washington's weekly availability. Interviews will not be granted on game day prior to tip-off. Player phone numbers will not be released. Following games, requested Penn State student-athletes will be brought to the postgame media interview room. The Penn State locker room is closed.

CREDENTIALS

Single game and season press credentials are issued to accredited members of the working media only. Requests for credentials should be directed to Chelsea Vielhauer at least one week in advance of each game. Press credentials can be picked up at Media Will Call, which is located at the Media/Team entrance, on the south side of the Bryce Jordan Center, across from the Penn State Lacrosse Complex.

PHOTOGRAPHERS

A photo pass must be issued to gain access courtside in the Bryce Jordan Center. Please contact Chelsea Vielhauer one week in advance for photo passes. Courtside photographers must follow NCAA guidelines, which prohibit entry to the bench areas and the stands, and must remain seated at all times.

RADIO NETWORKS

The Penn State Sports Network originates from the first row of Booth C23 in the press area. Visiting radio stations are located on the first row of Booth C22 in the press area. Visiting radio is provided Ethernet, POTS and ISDN connections.

PRESS ROW SEATING

The press seating area is located atop section 122 and 123 of the Bryce Jordan Center. Please allow several minutes when taking the elevator to the press room or media seating areas.

GAME NOTES

Game notes will be provided at least 24 hours in advance of each game. Penn State, Big Ten and opposing team game notes will be available in the Media Room two hours prior to each game. If you would like to receive game notes via email, please contact Chelsea Vielhauer in the Strategic Communications office.

NATIONAL POLLS - WEEK 4

AP TOP 25

Rank	Team	Record	Pts.	Prev.
1.	Notre Dame (31)	6-0	775	1
2.	UConn	5-0	735	2
3.	Oregon	6-0	705	3
4.	Baylor	6-0	674	4
5.	Louisville	5-0	660	5
6.	Mississippi State	6-0	606	6
7.	Maryland	6-0	576	7
8.	Stanford	6-0	567	8
9.	Oregon State	5-1	523	9
10.	Texas	6-0	494	10
11.	Tennessee	5-0	476	11
12.	Syracuse	6-1	422	14
13.	NC State	6-0	410	15
14.	Iowa	4-1	323	12
15.	California	6-0	287	18
16.	DePaul	3-2	285	16
17.	Texas A&M	4-1	221	20
18.	South Carolina	3-3	212	13
19.	Arizona State	3-2	178	19
20.	Minnesota	5-0	170	23
21.	Miami	6-1	148	24
22.	Marquette	4-1	137	22
23.	Iowa State	5-0	93	NR
24.	Drake	6-1	73	NR
25.	Kentucky	7-0	68	NR

Receiving Votes: Northwestern (59), Missouri (59), West Virginia (59), Georgia (18), South Florida (17), Virginia Tech (13), **Michigan (10)**, Utah (6), North Carolina (5), USC (4), **Florida State (3)**, Boise State (2), LSU (2)

USA TODAY COACHES POLL

Rank	Team	Record	Pts.
1.	Notre Dame (30)	6-0	774
2.	UConn (1)	5-0	763
3.	Oregon	6-0	723
4.	Louisville	6-0	705
5.	Baylor	6-0	661
6.	Mississippi State	6-0	631
7.	Stanford	6-0	576
8.	Maryland	6-0	563
9.	Oregon State	5-1	548
10.	Texas	6-0	542
11.	Tennessee	5-0	466
12.	Syracuse	6-1	447
13.	NC State	6-0	427
14.	DePaul	4-2	322
15.	Iowa	4-1	297
16.	Texas A&M	4-1	239
17.	Marquette	4-1	212
18.	California	6-0	209
19.	South Carolina	3-3	193
20.	Miami	6-1	179
21.	West Virginia	4-1	133
22.	Iowa State	5-0	110
23.	Arizona State	3-2	105
24.	Drake	6-1	104
25.	Kentucky	7-0	100

Receiving Votes: Michigan (69), South Florida (62), Missouri (59), **Minnesota (36)**, **Florida State (32)**, USC (25), **Northwestern (13)**, Green Bay (11), Gonzaga (10), Virginia Tech (7), Kansas (6), Oklahoma State (5), Georgia (3), UCF (2)

*Bold denotes 2018-19 opponent

2018-19 AWARDS AND HONORS

PRESEASON HONORS:

Teniya Page

- **Consensus Preseason All-Big Ten**
- **Anne Meyers Drysdale Award 20-person Preseason Watch List - Honors nation's top shooting guard**

Lady Lions On The Biggest Stage

- Three former Lady Lions suited up in the 2018 WNBA playoffs as Penn State's power was felt on the sport's biggest stage.
- Alex Bentley ('13) averaged 15.6 points per game in the WNBA Semifinals as her second-seeded Atlanta Dream team dropped a tight 3-2 series to the Washington Mystics.
- WNBA veteran Tanisha Wright ('05) suited up for the Minnesota Lynx in their first-round action at the Los Angeles Sparks. Maggie Lucas ('14) joined the Dallas Wings for the team's first-round playoff game at Phoenix.
- Under head coach Coquese Washington, Penn State has seen four pupils drafted - Bentley, Tyra Grant, Nikki Greene and Lucas - and three more sign free agent contracts - Ariel Edwards, Kam Gissendanner and Zhaque Gray.
- Overall, Penn State has seen 15 Lady Lions selected in the WNBA Draft, including seven picked in the first 20 selections of the event.

MISCELLANEOUS STATISTICS

Games Led Penn State in Scoring

Page.....	3
Carter.....	1
Frazier.....	1
Smith.....	1

Games Led Penn State in Rebounds*

Smith.....	5
Breen.....	1
Ortiz.....	1

Games Led Penn State in Assists

Page.....	3
Carter.....	2
Frazier.....	1
McDaniel.....	1
Ortiz.....	1

Games Double-Figure Scoring

Page.....	6
Frazier.....	5
Smith.....	5
Carter.....	3
McDaniel.....	2

Games With 20 or more Points

Page.....	3
-----------	---

Games With 10 or more Rebounds

Smith.....	2
------------	---

Games With 5 or more Assists

Ortiz.....	1
------------	---

Double-Doubles

Smith.....	2
------------	---

PENN STATE WHEN...

LADY LIONS...

Played at home	3-2	By Time	
Played on the road	1-0	Day Game (before 5 p.m. local)	2-2
Played at a neutral location	0-0	Night Game	2-0
vs. Top 10 teams	0-0	By Month	
vs. Top 25 teams	0-1	November	4-2
		December	0-0
Games decided by 3 points or less	1-0	January	0-0
Games decided by 4-10 points	2-0	February	0-0
Games decided by 11-19 points	1-2	March	0-0
Games decided by 20 points or more	0-0		
		By Day	
Led at the half	2-0	Sunday	1-2
Trailed at the half	2-2	Monday	0-0
Was tied at the half	0-0	Tuesday	0-0
Went to overtime	0-0	Wednesday	2-0
Went to double overtime	0-0	Thursday	1-0
		Friday	0-0
		Saturday	0-0
Scored 90 or more points	0-0		
Scored 80-89 points	0-0	Vs. The Conferences	
Scored 70-79 points	4-1	ACC	0-0
Scored 60-69 points	0-0	America East	0-1
Scored 50-59 points	0-1	Atlantic 10	1-0
Scored fewer than 50 points	0-0	Atlantic Sun	0-0
		Big East	1-0
Allowed 90 or more points	0-0	Big Ten	0-0
Allowed 80-89	0-1	Ivy League	1-0
Allowed 70-79	2-1	PAC-12	0-1
Allowed 60-69	1-0	Patriot League	0-0
Allowed 50-59	1-0	Summit League	1-0
Allowed fewer than 50 points	0-0		
Shot 50% or more	0-0		
Shot 40-49%	3-1		
Shot 30-39%	1-0		
Shot under 30%	0-1		
Allowed 50% or more	1-0		
Allowed 40-49%	1-2		
Allowed 30-39%	2-0		
Allowed under 30%	0-0		
Shot better from the field	2-1		
Shot same/worse from the field	2-1		
Shot better from the FT line	3-1		
Shot same/worse from the FT line	1-1		
Outrebounded opponents	2-0		
Was outrebounded	2-2		
Tied opponent in rebounding	0-0		
Committed fewer turnovers	2-1		
Committed more turnovers	2-1		
Turnovers are even	0-0		
Committed 15 or more turnovers	2-2		
Committed 14 or less turnovers	1-0		
Records 7 or more steals	4-2		
Records 6 or less steals	0-0		
PSU wins the tip	1-1		
Opponent wins the tip	3-1		

BIG TEN STANDINGS
(as of Nov. 26)

	Big Ten		Overall	
	W-L	Pct.	W-L	Pct.
Maryland	0-0	.000	6-0	1.00
Indiana	0-0	.000	5-0	1.00
Minnesota	0-0	.000	5-0	1.00
Northwestern	0-0	.000	5-0	1.00
Wisconsin	0-0	.000	6-1	.857
Michigan	0-0	.000	5-1	.833
Illinois	0-0	.000	4-1	.800
Iowa	0-0	.000	4-1	.800
Michigan St.	0-0	.000	4-1	.800
Purdue	0-0	.000	5-2	.714
Rutgers	0-0	.000	5-2	.714
Penn State	0-0	.000	4-2	.667
Nebraska	0-0	.000	2-3	.400
Ohio State	0-0	.000	1-2	.333



This Week Around the BIG

Thursday, Nov. 29

Georgia Tech at Maryland	6:30 p.m.
Nebraska at Louisville	7 p.m.
Michigan at N.C. State	7 p.m.
North Carolina at Ohio State	7 p.m.
Miami at Purdue	7 p.m.
Pittsburgh at Northwestern	8 p.m.
Iowa at Notre Dame	8 p.m.
Syracuse at Minnesota	8:30 p.m.

Saturday, Dec. 1

Eastern Michigan at Illinois	3 p.m.
------------------------------	--------

BIG Media Services

Big Ten Weekly Release/Statistics

The Big Ten Conference women's basketball release, with standings and statistics, is available at www.bigten.org.

Big Ten Player of the Week

The Big Ten Conference announced Players of the Week every Monday during the regular season.

Big Ten Tournament

The 2018 Big Ten Women's Basketball Tournament is scheduled for Feb. 28-March 4 at Bankers Life Fieldhouse in Indianapolis, Ind. For media credential information, contact the Big Ten Conference office at (847) 696-1010 ext. 146.

2018-19 Penn State Women's Basketball Roster

No.	Name	Class/Elg.	Pos.	Ht.	Hometown	High School
1	Alisia Smith	So./So.	F	6-3	Lansing, Mich.	Waverly
2	Amari Carter	Sr./Jr.	G	5-8	Washington D.C.	St. John's College
3	Karisma Ortiz	Fr./Fr.	G	6-0	San Jose, Calif.	Archbishop Mitty
4	Siyeh Frazier	Jr./Jr.	G	5-9	Detroit, Mich.	Renaissance
5	Kamaria McDaniel	So./So.	G	5-10	Inkster, Mich.	Dearborn Heights Robichaud
11	Teniya Page	Sr./Sr.	G	5-7	Chicago, Ill.	Marian Catholic
12	Kayleigh Semion	Sr./Sr.	G	5-6	Dunmore, Pa.	Dunmore
22	Leah Knizner	Sr./Sr.	G	5-9	Greensburg, Pa.	Hempfield Area
31	Jaida Travascio-Green	Jr./Jr.	G	6-2	Lisle, Ill.	Downers Grove North
33	Lauren Ebo	Fr./Fr.	F	6-4	Washington D.C.	Riverdale Baptist
34	Sarah McMurtry	Sr./Sr.	G	5-6	Pittsburgh, Pa.	Upper St. Clair
43	Bexley Wallace	Fr./Fr.	F	6-3	Pickerington, Ohio	Pickerington Central

Head Coach: Coquese Washington (Notre Dame '92, Juris Doctorate Notre Dame '97), 12th season

Assistant Coach: Itoro Coleman (Clemson '00), 8th season

Assistant Coach: Tamika Jeter (Connecticut '02), 3rd season

Assistant Coach: Geoff Lanier (Southern Connecticut State '92), 1st season

Director of Basketball Operations: Ethan Gelfand (Wake Forest '06), 8th season

Director of Scouting and Technology Operations: Sean Sullivan (Iowa '15), 2nd season

Strategic Specialist: Jeanine Wasielewski (Northwestern '91), 2nd season

Director of Community Outreach: Miriam Powell (Gustavus Adolphus College '95), 3rd season

Athletic Trainer: Caren Walls (Penn State '04), 2nd season

Performance Enhancement Coach: Brad Pantall (Penn State '96), 13th season

PRONUNCIATIONS:

Amari Carter	Uh-mar-E	Kayleigh Semion	Simm-ee-in
Lauren Ebo	EE-bo	Alisia Smith	Uh-lee-see-uh
Siyeh Frazier	sigh-uh Frasier	Jaida Travascio-Green	jay-duh truh-VOSS-ee-o
Leah Knizner	KIZZ-ner	Coquese Washington	ko-KWEES
Kamaria McDaniel	Kuh-mar-E-uh	Itoro Coleman	E-tore-uh
Karisma Ortiz	Charisma	Tamika Jeter	Jet-ur
Teniya Page	tuh-NYE-uh	Geoff Lanier	Jeff Lan-yer



THE LAST TIME...

SCORING

Player scored 20 points: Teniya Page (34); Stony Brook, 11/25/18
 Player scored 25 points: Teniya Page (34); Stony Brook, 11/25/18
 Player scored 30 points: Teniya Page (34); Stony Brook, 11/25/18
 Player scored 35 points: Teniya Page (38); vs. Illinois, 2/28/18
 Player scored 40 points: Kelly Mazzante (49); Minnesota, 12/28/01
 Two players w/ 20 points: Amari Carter (21) & Jaida Travascio-Green (20); at Wisconsin, 1/14/18
 Three players w/ 20 pts.: Spann (22), Moore (21), Mitchell (20); Wagner, 12/7/14
 Two players w/ 25 points: Teniya Page (27) & Brianna Banks (25); Northwestern, 12/31/15
 Player scored 25 points/3 consecutive games: Maggie Lucas
 32, at Indiana, 2/13/14; 25 Wisconsin, 2/16/14; 26, Northwestern, 2/20/14

Five in double figures: Providence, 11/8/18
 Amari Carter (15), Teniya Page (13), Alisia Smith (13), Kamaria McDaniel (12), Siyeh Frazier (10)
 Six in double figures: at Oakland, 11/10/10
 Alex Bentley (15), Ariel Edwards(16), Zhaque Gray (16) , Maggie Lucas (13), Mia Nickson (10), Gizelle Studevent (10), Julia Trogele(10)
 Seven in double figures: at Oakland, 11/18/10
 Alex Bentley (15), Ariel Edwards (16), Zhaque Gray (16), Maggie Lucas (13), Mia Nickson (10), Gizelle Studevent (10), Julia Trogele(10)

PSU scored 50 points in a half: 50 (2nd); vs. Illinois, 2/28/18
 PSU scored 55 points in a half: 64 (1st); Saint Peter's, 11/13/16
 PSU scored 60 points in a half: 64 (1st); Saint Peter's, 11/13/16
 PSU scored 50 points in both halves: 55 (1st) & 62 (2nd); St. Francis (Pa.), 11/8/13
 PSU scored 55 points in both halves: 55 (1st) & 62 (2nd); St. Francis (Pa.), 11/8/13
 PSU scored fewer than 20 points in a half: 17 (1st); Virginia Tech, 3/23/17
 PSU scored fewer than 15 points in a half: 14 (1st); at Maryland, 2/23/14
 PSU scored 100 points: 106; Saint Peter's, 11/13/16
 PSU scored 100 points in Big Ten game: 101; Illinois, 2/15/01
 PSU scored 100 points in a home game: 106; Saint Peter's, 11/13/16
 PSU scored fewer than 50 points in a game: 48; vs. Michigan, 3/1/18
 PSU scored fewer than 50 points in a Big Ten game: 45; at Rutgers, 12/31/16
 PSU scored fewer than 40 points in a game: 34; at Maryland, 2/23/14

OPP scored 50 points in a half: 55; at Minnesota, 2/11/18
 OPP scored 100 points: 101; at Minnesota, 2/11/18
 OPP scored 100 points in Big Ten game: 101; at Minnesota, 2/11/18
 OPP scored fewer than 50 points in a game: 48; at Pittsburgh, 12/17/17
 OPP scored fewer than 50 points in a Big Ten game: 46; Wisconsin, 1/16/17
 OPP scored 40 or fewer points in a game: 40; Wisconsin, 1/17/13
 OPP scored 30 or fewer points in a game: 28; Virginia Tech, 12/6/11
 OPP scored 20 or fewer points in a game: 16; at Fairleigh Dickinson, 3/6/71

FIELD GOAL SHOOTING

Player made every shot from the field (min. 7): Amanda Brown (8-8); Michigan State, 1/25/07
 PSU shot 55% or better in a game: .558; Fordham, 12/6/17
 PSU shot 55% or better in consecutive games: .682; vs. Northwestern, 3/2/96 & .585; vs. Ohio State, 3/3/96
 PSU shot 60% in a game: .611; Illinois, 2/20/13
 PSU shot below 30% in a game: .292; #24 Cal, 11/11/18
 PSU shot below 25% in a game: .224; vs. Michigan State, 3/9/13
 PSU shot below 35% in a game and won: .288; Wake Forest, 11/30/17
 PSU shot below 30% in a game and won: .288; Wake Forest, 11/30/17
 PSU shot 70% in a half: .714 (2nd); Virginia Tech, 12/6/11
 PSU shot 65% in a half: .680 (2nd); at Georgetown, 12/8/13
 PSU shot 60% in a half: .615 (2nd); Michigan, 2/26/17
 PSU shot 55% in a half: .560 (2nd); Stony Brook, 11/25/18
 PSU shot 55% in both halves: .586 (1st) & .640 (2nd); Illinois, 2/20/13
 PSU shot below 25% in a half: .241 (2nd); at Michigan State, 2/22/17
 PSU shot below 20% in a half: .181 (2nd); Wake Forest, 11/30/17

THREE-POINT SHOOTING

Player made every shot from the field (min. 4): Kaliyah Mitchell (4-4); at Holy Cross, 12/7/16
 Player made 5 three-pointers in a game: Amari Carter (5) & Jaida Travascio-Green (6); at Wisconsin, 1/14/18
 Player made 6 three-pointers in a game: Jaida Travascio-Green (6); at Wisconsin, 1/14/18
 Player made 7 three-pointers in a game: Jaida Travascio-Green (7); Drexel, 11/12/17
 Player made 8 three-pointers in a game: Maggie Lucas (8); at Nebraska, 3/3/13
 Player made 4 three-pointers in a half: Jaida Travascio-Green (4, 1st); at Wisconsin, 1/14/18
 Player made 5 three-pointers in a half: Jaida Travascio-Green (6, 2nd); Drexel, 11/12/17
 Player made 6 three-pointers in a half: Jaida Travascio-Green (6, 2nd); Drexel, 11/12/17
 Player attempted 10 three-pointers in a game: Jaida Travascio-Green (10); at Ohio State, 1/31/18
 PSU made 10 three-pointers: 12, at Wisconsin, 1/14/18
 PSU did not make a three-pointer: at Maryland (0-5), 2/23/15
 PSU attempted 20 three-pointers: 21, vs. #24 Cal, 11/11/18
 PSU attempted 25 three-pointers: 28, at Wisconsin, 1/14/18
 PSU attempted 30 three-pointers: 30, vs. Kansas State, 11/25/17
 PSU shot 60% 3FG (min. 5 att.): .636 (7-11); at Northwestern, 2/17/16

FREE THROW SHOOTING

Player made every shot from FT line (min. 10): Alisia Smith (10-10); Princeton, 11/18/18
 PSU shot 90% (min. 10 att.): .905 (19-21); Northwestern, 2/14/18
 PSU shot below 50% (min. 10 att.): .333 (4-12); at Maryland, 2/23/15
 PSU made 30 free throws: 37; St. Francis (Pa.), 11/8/13
 PSU made fewer than five FTs: 3; at Wisconsin, 1/14/18
 PSU attempted 40 free throws: 40; USF, 12/21/16
 PSU attempted fewer than five FTs: 4; at Wisconsin, 1/10/16

REBOUNDS

Player had 15 rebounds: De'Janae Boykin (19); Drexel, 11/12/17
 Player had 20 rebounds: Nikki Greene (20); at Cal State Northridge, 11/24/12
 Two players w/ 10-plus rebounds: at American, 12/20/17; Teniya Page (13), Alisia Smith (10)
 Three players w/ 10-plus rebounds: Northwestern, 12/31/15; Candice Agee (13), Peyton Whitted (13), Kaliyah Mitchell (11)
 PSU had 60 rebounds: 62; Northwestern, 12/31/15
 PSU had 50 rebounds: 52; Drexel, 11/12/17
 PSU had 20 or fewer rebounds: 20; at Purdue, 1/28/18
 PSU had 25 offensive rebounds: 25; vs. Minnesota, 3/2/17
 PSU had 20 offensive rebounds: 21; Illinois, 1/23/18
 OPP had 20 or fewer rebounds: 20; at Indiana, 2/13/11

BLOCKED SHOTS

Player blocked 5 shots: Jaylen Williams (6); vs. Michigan, 3/1/18
 Player blocked 6 shots: Jaylen Williams (6); vs. Michigan, 3/1/18
 Player blocked 7 shots: Talia East (7); Purdue, 1/12/14
 PSU blocked 10 shots: 10; vs. Radford, 3/15/18
 PSU blocked 0 shots: at Iowa, 2/8/18

ASSISTS

Player had 10 assists: Dara Taylor (10); Minnesota, 1/26/14
 Player had 15 assists: Alex Bentley (15); North Carolina, 11/30/11
 Player had 10 assists/consecutive games: Helen Darling
 at LaSalle, 12/8/99 (12), vs. Auburn, 12/11/99 (11), vs. Clemson, 12/19/99 (10)
 PSU has 20 assists: 21; Drexel, 11/12/17
 PSU had 25 assists: 28; Saint Peter's, 11/13/16
 PSU had 30 assists: 32; St. Francis (Pa.), 12/2/99
 PSU had fewer than 10 assists: 7; Stony Brook, 11/25/18
 PSU had fewer than 5 assists: 4; at St. Bonaventure, 12/12/15

STEALS

Player had 7 steals: Siyeh Frazier (8); Siena, 11/10/17
 Player had 8 steals: Siyeh Frazier (8); Siena, 11/10/17
 PSU had 20 steals: 21; Bucknell, 12/28/10

TURNOVERS

PSU committed 20 or more: 22; Stony Brook, 11/25/18
 PSU committed 30 or more: 38; Rutgers, 1/10/15
 PSU committed 20 or more and won: 21; Princeton, 11/18/18
 PSU committed 10 or fewer: 6; vs. Illinois, 2/28/18
 PSU committed 10 or fewer in consecutive games: Illinois (9), 1/23/18; at Purdue (7), 1/28/18
 PSU committed 10 or fewer in three-straight games: Wisconsin (6), 1/16/17; Nebraska (10), 1/19/17; at Indiana (10), 1/23/17
 OPP committed 25 or more: 25; Siena, 11/10/17

DOUBLE-DOUBLES

Points & rebounds: Alisia Smith (16 p, 11 r); Princeton, 11/18/18
 Points & rebounds/consecutive games: Kaliyah Mitchell
 Akron, 11/16/16 (17 p, 12 r), Tennessee, 11/20/16 (12 p, 11 r)
 Points & rebounds/3 consecutive games: Amanda Brown
 at Northwestern, 2/11/07 (19 p, 17 r), Minnesota, 2/15/07 (14 p, 10 r), at Iowa, 2/18/07 (14 p, 11 r)
 Points & rebounds/4 consecutive games: Angie Potthoff
 vs. Northwestern, 1/31/97; at Illinois, 2/2/97; Michigan, 2/7/97; Indiana, 2/9/97; Iowa, 2/16/97;
 Michigan State, 2/21/97
 Points & rebounds/5 consecutive games: Angie Potthoff
 vs. Northwestern, 1/31/97; at Illinois, 2/2/97; Michigan, 2/7/97; Indiana, 2/9/97; Iowa, 2/16/97;
 Michigan State, 2/21/97
 Points & assists: Dara Taylor (15 p, 10 a); Minnesota, 1/26/14
 Points & assists/consecutive games: Helen Darling
 at La Salle, 12/8/99 (12 p, 12 a), vs. Auburn, 12/11/99 (10 p, 11 a)
 Two players had double-doubles: at American, 12/20/17
 Teniya Page (19 p, 13 r), Alisia Smith (10 p, 10 r)
 Three players had double-doubles: Ohio State, 2/20/12
 Nikki Greene (25 p, 15 r), Mia Nickson (18 p, 15 r), Maggie Lucas (12 p, 10 r)
 15 points & 15 rebounds: Peyton Whitted (17 p, 16 r); at Tennessee, 11/18/15
 20 points and 10 rebounds: Peyton Whitted (22 p, 11 r); Holy Cross, 11/13/15

THE LAST TIME...

MARGIN OF VICTORY

PSU won by 20-30 points: vs. Illinois (26), 2/28/18
 PSU won by 31-40 points: Manhattan (32), 12/3/17
 PSU won by 41-50 points: Saint Peter's (56), 11/3/16
 PSU won by 51+ points: Saint Peter's (56), 11/3/16

PSU won by 20-29 points in a Big Ten game: Ohio State (20), 2/9/14
 PSU won by 30-39 points in a Big Ten game: Wisconsin (30), 1/16/17
 PSU won by 40+ points in a Big Ten game: Wisconsin (44), 1/17/13
 PSU won consecutive Big Ten games by 20+ pts.: Wisconsin (44), 1/17/13; Nebraska (22), 1/13/13; at Michigan State (21), 1/6/13

PSU lost by 20-29 points: vs. Michigan (29), 2/28/18
 PSU lost by 30+ points: at Minnesota (33), 2/11/18
 PSU lost by 20-29 points in a Big Ten game: Ohio State (25), 2/25/18
 PSU lost by 30+ points in a Big Ten game: at Minnesota (33), 2/11/18

MISCELLANEOUS

Led PSU in points/rebounds/assists: Teniya Page (19 pts., 13 rebs., 3 assts.); at American, 12/20/17
 Scored game-winning points w/ less than 10 seconds: Sam Breen; Providence, 11/8/18
 Tied 72-72; Hit 2-of-2 FTs with 0.4 seconds remaining
 Hit game-winning field goal w/ less than 10 seconds: Julia Trogele; at Illinois, 1/27/11
 Tied 65-65; Layup w/ :09.1 remaining

Player played every minute: Teniya Page (40); Stony Brook, 11/25/18
 Player played more than 40 minutes: Teniya Page (44) and Amari Carter (42); vs. Princeton, 11/18/18
 Minnesota (6), 1/10/18
 at USF (30), 12/6/15
 North Dakota, 11/21/18
 Down 11 at 4:49 in 4th quarter -- won 75-68
 Providence, 11/8/18
 Down 15 at 2:30 in 3rd quarter -- won 74-72
 at American, 12/20/17

Committed 10 or fewer fouls:
 Committed 30 or more fouls:
 PSU rallied from a 10-pt. deficit to win:
 PSU rallied from a 15-pt. deficit to win:
 OPP rallied from a 10-pt. deficit to beat PSU:
 OPP rallied from a 15-pt. deficit to beat PSU:
 PSU led by 11 at 4:12 in 3rd quarter -- AU won 75-66
 at Michigan State, 2/22/17
 PSU led by 19 at 7:55 in 3rd quarter -- MSU won 73-64
 11/10/17-11/20/17 (Five Games)
 12/9/12 - 1/27/13 (11 Games)
 1/3/16-1/17/16 (Five Games)
 14-0; 2012-13 season
 Purdue, 2/29/04

CAREER RECORD WATCH

CAREER SCORING (GAMES)

1.	2,919	Kelly Mazzante (133), 2001-04
2.	2,510	Maggie Lucas (132), 2011-14
3.	2,253	Susan Robinson (122), 1989-92
...		
6.	1,995	Tanisha Wright (134), 2001-05
7.	1,897	Suzie McConnell (128), 1984-88
8.	1,789	Alex Bentley (131), 2009-13
9.	1,725	Angie Potthoff (111), 1992-97
10.	1,709	Teniya Page, 2016-present
11.	1,663	Lisa Shepherd (128), 1998-2001
12.	1,619	Andrea Garner (126), 1997-2000

CAREER FIELD GOALS MADE

1.	1,051	Kelly Mazzante (133), 2001-04
2.	866	Susan Robinson (122), 1989-92
3.	799	Maggie Lucas (132), 2011-14
...		
11.	660	Andrea Garner (126), 1996-00
12.	598	Vicki Link (123), 1983-87
13.	583	Tanya Garner (117), 1987-91
14.	576	Teniya Page, 2015-present
14.	544	Louise Leimkuhler (124), 1979-83
16.	542	Kathy Phillips (121), 1989-92
17.	540	Katina Mack (121), 1992, 94-96

CAREER THREE-POINT FIELD GOALS MADE

1.	365	Maggie Lucas (132), 2011-14
2.	357	Kelly Mazzante (133), 2001-04
3.	230	Lisa Shepherd (128), 1998-2001
4.	191	Jess Strom (133), 2002-05
5.	179	Tyra Grant (122), 2007-10
6.	175	Tiffany Longworth (122), 1994-97
7.	149	Zhaque Gray (126), 2009-12
8.	143	Teniya Page, 2016-present
8.	143	Lindsey Spann (89), 2015-17
10.	124	Tina Nicholson (124), 1993-96
11.	120	Brianne O'Rourke (120), 2006-09
12.	118	Tanya Garner (114), 1988-91
13.	117	J. Travascio-Green, 2017-present
13.	117	Jess Brungo (133), 2001-04
15.	115	Chrissy Falcone (93), 1998-2000
16.	113	Lynn Dougherty (118), 1989-92
17.	97	Dana Eikenberg (122), 1989-92
18.	87	Alex Bentley (131), 2010-13
19.	85	Adrienne Squire (63), 2005-07
20.	83	Jackie Donovan (111), 1991-94
21.	82	Amari Carter, 2017-present
22.	79	Jennifer Brenden (104), 2002-05

CAREER SCORING AVERAGE (MIN. 50 GAMES)

1.	21.9	Kelly Mazzante (133), 2001-04
2.	19.0	Maggie Lucas (132), 2011-14
3.	18.5	Susan Robinson (122), 1989-92
4.	18.0	Teniya Page, 2016-present
5.	17.4	Carol Walderman (74), 1981-83
6.	16.8	Tyra Grant (122), 2007-10
7.	16.1	Kahadeejah Herbert (126), 1982-85
8.	15.5	Angie Potthoff (111), 1993-97
9.	14.9	Tanisha Wright (134), 2002-05
10.	14.8	Suzie McConnell (128), 1985-88
...		
25.	11.0	Jess Strom (133), 2002-05
27.	10.7	Amari Carter, 2017-present
27.	10.7	Sue Martin (106), 1977-80
	10.7	Kathy Phillips (121), 1989-92

CAREER ASSISTS

1.	1,307	Suzie McConnell (128), 1984-88
2.	826	Tina Nicholson (124), 1993-96
3.	791	Helen Darling (126), 1997-2000
...		
12.	379	Corinne Gulas (63), 1980-81
13.	334	Teniya Page, 2016-present
14.	323	Tiffany Longworth (122), 1994-97
15.	318	Carol Walderman (74), 1981-83
16.	286	Maggie Lucas (132), 2011-14
17.	277	Joanie O'Brien (117), 1983-86
18.	265	Amari Carter, 2017-present
19.	263	Lisa Sheperd (128), 1998-01
20.	262	Dara Taylor (64), 2013-14

COQUESE WASHINGTON

Head Coach - 12th Season

Overall Record: 201-153

7 National Postseason Tournament Appearances in 11 Years

Upon arriving on the University Park campus as the fifth head coach in Penn State women's history - and first female African-American head coach in Penn State history - Coquese Washington quickly returned the program to national prominence with her up-tempo, aggressive style of play. Entering her 12th season on the sideline in Happy Valley, her passion for creating a winning culture, predicated on innovative coaching techniques, tireless recruiting, cultivating meaningful relationships with student-athletes and an unmatched enthusiasm for teaching the game she loves, Washington is in the conversation as one of the nation's top head coaches.

Washington has seen success at every level of basketball and in every role she has filled on the sidelines. She became the first player at Flint Central High School to earn a starting position all four seasons and helped her squad to the program's first Saginaw Valley League and district championships, while earning all-state honors on two occasions.

She went on to earn four varsity letters at the University of Notre Dame, leading the team in steals four times and assists on three occasions, before moving on to professional basketball where she was a member of the 2000 WNBA Champion Houston Comets squad.

On the sidelines, she has appeared in the postseason 15 times, with 12 of those being NCAA Tournament appearances. She helped the Lady Lions to four-straight berths in the NCAA Tournament - including a pair of Sweet Sixteen appearances - and was an assistant coach on Notre Dame's 2001 NCAA National Championship team. Her three-straight Big Ten Championships make her one of just four coaches in Big Ten history with three-or-more consecutive Big Ten regular-season championships (Jim Foster, Ohio State; C. Vivian Stringer, Iowa & Tara VanDerveer, Ohio State), taking home outright crowns in 2012 and 2013, while sharing the 2014 title.

Growing the Game

Washington is currently serving on the WBCA Board of Directors and held the role of President from 2015-17 with the organization that is tasked with solving issues, preserving the history and growing the game of women's basketball. She was also the Vice President/President-Elect from 2013-15.

Her service to the game also includes time with USA Basketball, the Kay Yow Cancer Fund and the NCAA Women's Basketball Issues Committee. She won a gold medal with Team USA in Kazan, Russia at the 2013 World University Games and served on the USA Basketball Women's Junior National Committee from 2009-12. Her work with the Kay Yow Cancer Fund Board of Directors ran from 2012-15 and she served five years on the NCAA Women's Basketball Issues Committee.

Of her many accomplishments, Washington was the founding President of the WNBA Players Association in 1999 and was a primary force in negotiating the association's first two collective bargaining agreements.

Dancing Shoes

In 19 years as a collegiate coach, Washington has laced up her dancing shoes and headed to the postseason on 15 occasions, including 12 trips to the NCAA Tournament. While coaching the Blue and White, Washington has guided the program to four NCAA Tournament berths and three appearances in the WNIT.

From 2011-14, the Lady Lions advanced to the NCAA Tournament each season, reaching at least the second round on all four occasions. The 2012 and 2014 squads moved on to the Sweet Sixteen with a pair of postseason wins, before falling to top-five ranked opponents.

The 2017-18 and 2016-17 squads made a pair of WNIT appearances, with the 16-17 squad advancing to the third round.



Trophies & All-Americans

Washington's competitive side shines brightest on the biggest stages and that is a trait that her teams have taken on during her tenure on the University Park campus, as well. Washington's teams have advanced out of the first round of the NCAA Tournament in all four trips, while earning berths to the Sweet Sixteen twice.

From 2012-14, the Lady Lions claimed three-straight Big Ten regular-season titles, making them one of just four teams in conference history to win three-or-more regular season crowns in a row. Washington's squads took the title outright in 2012 and 2013, while sharing the crown in 2014.

Washington is a three-time Big Ten Coach of the Year (2012, 2013 & 2014), a two-time WBCA Region Six Coach of the Year (2012 & 2013) and a two-time finalist for WBCA National Coach of the Year (2012 & 2013). She was also selected as the 2011 and 2014 Black Coaches Association (BCA) Female Coach of the Year.

BIG Things Happening

In 11 seasons on the sideline, Washington has seen 17 players earn All-Big Ten laurels on 30 occasions, along with three each earning Big Ten All-Freshman Team and Big Ten All-Defensive Team honors. Among the All-Big Ten honorees, five of Washington's pupils account for 11 first team selections and Penn State has seen multiple players earn all-conference in 10 of her 11 seasons on the sideline.

Play to Your Strengths

Washington’s style of play lends itself to being up-tempo and high scoring, which has enabled the program to rise to new heights and return to the national spotlight. As a member of the Big Ten Conference, her teams are playing one of the toughest conference slates in the country, but that doesn’t stop Washington from scheduling key non-conference games against the nation’s best teams – home and on the road.

In each of Washington’s first six years, Penn State improved its Big Ten win total and the Lady Lions posted three consecutive 25-win seasons, joining the 1993-94, 1994-95 and 1995-96 squads as the only teams in program history to accomplish the feat.

During Washington’s first 11 seasons, Penn State has toppled ranked opponents in nine of those seasons; winning multiple games against ranked foes during eight of those campaigns.

Double Domer

Washington was a four-year starting point guard for Notre Dame under Muffet McGraw and was the team captain on Notre Dame’s first-ever NCAA Tournament team. She was a two-time All-Midwestern Collegiate Conference (MCC) selection and led the Irish to three MCC Tournament titles. Washington led the team in steals in each of her four seasons and was top on the squad in assists three times.

Washington is first on UND’s all-time steals per game list (2.7), third in career steals (307) and sixth in assists (554).

The epitome of a student-athlete, Washington graduated from Notre Dame in 1992, a full year ahead of schedule, with a bachelor’s degree in history. She went on to attain “Double Domer” status in 1997 after earning her Juris Doctorate from the Notre Dame Law School.

The Consummate Professional

Washington juggled finishing her law degree with the start of her professional basketball career, returning to the hardwood as a professional in 1997-98 with the ABL’s Portland Power before spending a two-year stint with the WNBA’s New York Liberty (1998-99) and playing in the WNBA Finals in 1999.

Moving to Houston in 2000, Washington played an instrumental role in leading the Comets to the WNBA title. Her solid season in 2001 with the Comets for Hall of Fame coach Van Chancellor, saw her finish ninth in the WNBA in assists and fourth in steals as Houston earned its fifth consecutive playoff berth. Washington started the 2002 campaign in Houston before being traded to the Indiana Fever at the midway point of the season. Washington guided the Fever to their first-ever playoff berth, helping her become the first player in WNBA history to lead three different teams to the postseason. She retired from the WNBA in 2003 as a member of the Fever.

Utilizing her law degree, Washington was a central figure in helping create the WNBA Players Association (WNBPA), serving as the founding president of the WNBPA from 1999 until 2001. She also served as the Executive Vice President of the WNBPA from 2001 until her retirement in 2003.

Serving the Community

Be it on the hardwood, on the golf course, or out on a speaking engagement, Washington is among the most active Penn State coaches in the community. Her annual efforts include Coquese’s Drive for the Centre County Women’s Resource Center, championing the fight against breast cancer for the Penn State Play4Kay game and supporting her team during their many hours of giving back to the Centre region.

The Personal Side

Washington and her husband, Raynell Brown, have a son, Quenton (13), and a daughter, Rhaiyna (9). Raynell is an Adjunct Professor of Law at Penn State Law School and is a former partner at Hicks & Brown Sports Agency, where he represented athletes in the NFL, FIBA, NBA and WNBA. They reside in Port Matilda.

THE RESUME

COACHING RESUME

- 2007-pres. - Head Coach, Penn State University
- 2017-pres. - Past President, WBCA Executive Committee
- 2015-17 - President, WBCA Executive Committee
- 2013-15 - VP/President-Elect, WBCA Executive Committee
- 2013 - Assistant Coach, USA Basketball World University Games
- 2012-15 - Kay Yow Cancer Fund Board of Directors
- 2011-15 - NCAA Women’s Basketball Issues Committee
- 2010-13 - Treasurer, WBCA Executive Committee
- 2008-pres. - WBCA Board of Directors
- 2009-12 - USA Basketball Women’s Junior National Team Committee
- 2005-07 - Associate Head Coach, University of Notre Dame
- 1999-05 - Assistant Coach, University of Notre Dame

PLAYING EXPERIENCE

- 2002-03 - WNBA’s Indiana Fever
- 2000-02 - WNBA’s Houston Comets
- 1998-99 - WNBA’s New York Liberty
- 1997-98 - ABL’s Portland Power
- 1989-93 - University of Notre Dame

EDUCATION

- Notre Dame ’92 (B.A. History)
- Notre Dame Law School ’97 (Juris Doctorate)

AWARDS

- 2012, 2013, 2014 Big Ten Coach of the Year
- 2012, 2013 WBCA Region 6 Coach of the Year
- 2012, 2013 WBCA National Coach of the Year Finalist
- 2011, 2013 BCA Female Coach of the Year
- 2009 Greater Flint Hall of Fame Inductee
- 2008 WBCA “Rising Star” Award Winner

NOTABLE

- Helped guide Notre Dame to the 2001 NCAA Championship.
- Notre Dame had four Sweet Sixteen appearances and eight NCAA Tournament berths during Washington’s tenure.
- Point guard for the 2000 WNBA Champion Houston Comets.
- Founding President, WNBA Players Association, 1999-01.
- Actively negotiated collective bargaining agreements for the WNBPA, establishing two deals.
- Two-time team captain as a player at Notre Dame.

FAMILY

- Husband: Raynell Brown
- Children: Quenton (13), Rhaiyna (9)

1 Alisia SMITH

So./So. • Forward • 6-3
Lansing, Mich./Waverly
Criminology



CAREER STATS

Season	gp-gs	min/avg	Total		3-Point		F-Throws			Rebounds				Scoring						
			fg-fga	pct	fg-fga	pct	ft-fa	pct	off	def	tot	avg	pf	fo	ast	to	blk	stl	pts	avg
2015-16	8-0	9/1.1	1-1	1.000	1-1	1.000	0-0	.000	0	0	0	0.0	0	0	0	1	0	0	3	0.4
2016-17	8-0	15/1.9	0-1	.000	0-1	.000	0-0	.000	0	0	0	0.0	0	0	0	0	0	0	0	0.0
2017-18	6-0	11/1.8	0-2	.000	0-1	.000	0-0	.000	0	0	0	0.0	0	0	0	0	0	0	0	0.0

2018-19 GAME-BY-GAME STATS

Opponent	Date	qs	min	fg-fga	pct	3fg-fga	pct	ft-fa	pct	off	def	tot	avg	pf	a	t/o	blk	stl	pts	avg
PROVIDENCE	11/08/18	*	21	4-6	.667	0-0	.000	5-6	.833	3	4	7	7.0	5	0	4	2	0	13	13.0
#24 CALIFORNIA	11/11/18	*	26	3-9	.333	0-0	.000	4-5	.800	6	5	11	9.0	3	0	4	3	4	10	11.5
at Fordham	11/14/18	*	28	7-10	.700	0-0	.000	2-2	1.000	4	4	8	8.7	3	1	1	2	0	16	13.0
PRINCETON	11/18/18	*	35	3-7	.429	0-0	.000	10-10	1.000	3	8	11	9.3	3	1	5	2	3	16	13.8
NORTH DAKOTA	11/21/18	*	31	7-9	.778	0-0	.000	3-4	.750	5	3	8	9.0	4	0	3	0	1	17	14.4
STONY BROOK	11/25/18	*	28	0-3	.000	0-0	.000	4-4	1.000	0	4	4	8.2	2	1	2	0	1	4	12.7
Totals			6	169	24-44	.545	0-0	.000	28-31	.903	21	28	49	8.2	20	3	19	9	76	12.7

SEASON/CAREER HIGHS

Points
Season 17 vs. N. Dakota (11/21/18)
Career 17 vs. N. Dakota (11/21/18)
Big Ten 10 vs. Indiana (1/3/18)

Rebounds
Season 11 - 2 times
Career 11 - 2 times
Big Ten 9 vs. Rutgers (1/18/18)

Assists
Season 1 - 3 times
Career 2 vs. CCSU (11/20/17)
Big Ten 1 - 5 times

Steals
Season 4 vs. Cal (11/11/18)
Career 4 vs. Cal (11/11/18)
Big Ten 2 vs. Indiana (1/3/18)

Blocks
Season 3 vs. Cal (11/11/18)
Career 3 - 3 times
Big Ten 3 vs. NWestern (2/14/18)

Field Goals Made
Season 7 - 2 times
Career 7 - 2 times
Big Ten 3 - 7 times

3-Point Field Goals Made
Season n/a
Career n/a
Big Ten n/a

Free Throws Made
Season 10 vs. Princeton (11/18/18)
Career 10 vs. Princeton (11/18/18)
Big Ten 5 at Michigan (12/28/17)

Minutes
Season 35 vs. Princeton (11/18/18)
Career 35 vs. Princeton (11/18/18)
Big Ten 26 at Iowa (2/8/18)

Games played: 6
Minutes/game: 28.2
Points/game: 12.7
FG Pct: 54.5
FT Pct: 90.3
Rebounds/game: 8.2
Assists/game: 0.5
Turnovers/game: 3.2
Assist/turnover ratio: 0.2
Steals/game: 1.5
Blocks/game: 1.5

2018-19 NOTES

- Put up a career-best 17 points while shooting 7-for-9 from the field in a comeback win over North Dakota (11/21).
- Went 10-for-10 from the charity stripe en route to 16 points and a career high-tying 11 rebounds to help Penn State to a 79-71 comeback OT win over Princeton (11/18).
- Scored 16 points to go along with 8 rebounds in a road win at Fordham (11/14).
- Notched career highs in rebounds (11) and steals (4) to go along with 10 points and 3 blocks in a strong all-around effort against #24 Cal (11/11).
- Contributed 13 points and a team high-tying 7 rebounds in PSU's 74-72 come-from-behind win over Providence (11/8).
- Coming off a freshman season that saw her play in all 32 games and make five starts down the stretch...Will be looked upon to lead a young post group of two sophomores and two freshmen this season.

2 Amari CARTER

Sr./Jr. • Guard • 5-8
Washington D.C./St. John's College HS
Labor & Employment Relations



AWARDS AND HONORS

- 2017-18 All-Big Ten Second Team (coaches)
- 2017-18 All-Big Ten Honorable Mention (media)
- 2017-18 Big Ten Sportsmanship Award

CAREER STATS

Season	gp-gs	min/avg	Total		3-Point		F-Throws		Rebounds				Scoring							
			fg-fga	pct	fg-fga	pct	ft-fa	pct	off	def	tot	avg	pf	fo	ast	to	blk	stl	pts	avg
2015-16	1-0	5/5.0	1-2	.500	1-2	.500	0-0	.000	1	0	1	1.0	0	0	0	0	0	0	3	3.0
2016-17	32-32	937/29.3	100-280	.357	24-81	.296	28-45	.622	24	75	99	3.1	56	0	134	49	6	37	252	7.9
2017-18	32-32	1142/35.7	168-446	.377	47-146	.322	70-87	.805	23	92	115	3.6	45	1	116	55	10	84	453	14.2
2018-19	6-6	177/29.5	18-52	.346	10-25	.400	9-9	1.000	4	17	21	3.5	10	1	15	9	2	7	55	9.2
TOTAL	71-70	2261/31.8	287-780	.368	82-254	.323	107-141	.759	52	184	236	3.3	111	2	265	113	18	128	763	10.7

SEASON/CAREER HIGHS

Points

Season	17 vs. Princeton (11/18/18)
Career	26 vs. Indiana (1/3/18)
Big Ten	26 vs. Indiana (1/3/18)

Rebounds

Season	5 - 3 times
Career	9 at Ohio State (1/31/18)
Big Ten	9 at Ohio State (1/31/18)

Assists

Season	5 vs. N. Dakota (11/21/18)
Career	9 - 2 times
Big Ten	8 - 2 times

Steals

Season	3 - 2 times
Career	5 - 3 times
Big Ten	5 - 2 times

Blocks

Season	1 - 2 times
Career	2 - 3 times
Big Ten	2 - 3 times

Field Goals Made

Season	6 - 2 times
Career	11 at Maryland (1/11/17)
Big Ten	11 at Maryland (1/11/17)

3-Point Field Goals Made

Season	4 vs. Princeton (11/18/18)
Career	5 at Wisconsin (1/14/18)
Big Ten	5 at Wisconsin (1/14/18)

Free Throws Made

Season	6 vs. N. Dakota (11/21/18)
Career	7 vs. CCSU (11/20/17)
Big Ten	6 at Michigan (12/28/17)

Minutes

Season	42 vs. Princeton (11/18/18)
Career	43 vs. Radford (3/15/18)
Big Ten	39 - 2 times

2018-19 GAME-BY-GAME STATS

Opponent	Date	gs	min	fg-fga	pct	3fg-fga	pct	ft-fa	pct	off	def	tot	avg	pf	a	t/o	blk	stl	pts	avg	
PROVIDENCE	11/08/18	*	32	6-13	.462	3-6	.500	0-0	.000	1	4	5	5.0	1	1	3	0	3	15	15.0	
#24 CALIFORNIA	11/11/18	*	31	2-10	.200	1-4	.250	0-0	.000	1	3	4	4.5	2	4	1	0	0	5	10.0	
at Fordham	11/14/18	*	33	1-8	.125	1-4	.250	2-2	1.000	0	5	5	4.7	2	3	1	1	0	5	8.3	
PRINCETON	11/18/18	*	42	6-13	.462	4-8	.500	1-1	1.000	1	4	5	4.8	5	2	4	1	1	17	10.5	
NORTH DAKOTA	11/21/18	*	38	3-8	.375	1-3	.333	6-6	1.000	1	1	2	4.2	0	5	0	0	3	13	11.0	
STONY BROOK	11/25/18	*	1	0-0	.000	0-0	.000	0-0	.000	0	0	0	3.5	0	0	0	0	0	0	9.2	
Totals			6	177	18-52	.346	10-25	.400	9-9	1.000	4	17	21	3.5	10	15	9	2	7	55	9.2

Games played: 6
Minutes/game: 29.5
Points/game: 9.2
FG Pct: 34.6
3FG Pct: 40.0
FT Pct: 100.0

Rebounds/game: 3.5
Assists/game: 2.5
Turnovers/game: 1.5
Assist/turnover ratio: 1.7
Steals/game: 1.2
Blocks/game: 0.3

2018-19 NOTES

- Chipped in 13 points and 5 assists in a comeback win over North Dakota (11/21).
- Hit four three-pointers, all of which came in the fourth quarter and overtime, en route to a season-best 17 points that helped Penn State rally for a 79-71 OT win against Princeton (11/18).
- Tallied a team-best 15 points to go along with 5 rebounds in Penn State's 74-72 come-from-behind win over Providence (11/8).
- Coming off a 2017-18 season that saw her garner All-Big Ten honors after averaging 14.2 points and 3.6 assists per game...Led the Big Ten with 2.63 steals per game.

3 Karisma ORTIZ

Fr./Fr. • Guard • 6-0
 San Jose, Calif./Archbishop Mitty
 Communications/Broadcast Journalism



CAREER STATS

Season	gp-gs	min/avg	Total		3-Point		F-Throws		Rebounds				Scoring							
			fg-fga	pct	fg-fga	pct	ft-fa	pct	off	def	tot	avg	pf	fo	ast	to	blk	stl	pts	avg
2018-19	6-0	152/25.3	10-24	.417	0-6	.000	3-5	.600	3	22	25	4.2	10	0	12	18	3	6	23	3.8
TOTAL	6-0	152/25.3	10-24	.417	0-6	.000	3-5	.600	3	22	25	4.2	10	0	12	18	3	6	23	3.8

2018-19 GAME-BY-GAME STATS

Opponent	Date	gs	min	fg-fga	pct	3fg-fga	pct	ft-fa	pct	off	def	tot	avg	pf	a	t/o	blk	stl	pts	avg
PROVIDENCE	11/08/18	10	0-3	.000	0-1	.000	0-0	.000	1	2	3	3.0	0	1	3	0	1	0	0	0.0
#24 CALIFORNIA	11/11/18	16	2-4	.500	0-0	.000	0-0	.000	1	3	4	3.5	4	1	4	0	0	4	2.0	
at Fordham	11/14/18	31	3-6	.500	0-0	.000	0-0	.000	0	7	7	4.7	1	5	1	0	2	6	3.3	
PRINCETON	11/18/18	32	3-5	.600	0-2	.000	1-1	1.000	0	4	4	4.5	1	2	2	1	0	7	4.3	
NORTH DAKOTA	11/21/18	25	0-1	.000	0-0	.000	0-0	.000	0	1	1	3.8	2	2	3	1	1	0	3.4	
STONY BROOK	11/25/18	38	2-5	.400	0-3	.000	2-4	.500	1	5	6	4.2	2	1	5	1	2	6	3.8	
Totals		0	152	10-24	.417	0-6	.000	3-5	.600	3	22	25	4.2	10	12	18	3	6	23	3.8

SEASON/CAREER HIGHS

Points	
Season	7 vs. Princeton (11/18/18)
Career	7 vs. Princeton (11/18/18)
Big Ten	--
Rebounds	
Season	7 at Fordham (11/14/18)
Career	7 at Fordham (11/14/18)
Big Ten	--
Assists	
Season	5 at Fordham (11/14/18)
Career	5 at Fordham (11/14/18)
Big Ten	--
Steals	
Season	2 - 2 times
Career	2 - 2 times
Big Ten	--
Blocks	
Season	1 - 3 times
Career	1 - 3 times
Big Ten	--
Field Goals Made	
Season	3 - 2 times
Career	3 - 2 times
Big Ten	--
3-Point Field Goals Made	
Season	n/a
Career	n/a
Big Ten	--
Free Throws Made	
Season	2 - 2 times
Career	2 - 2 times
Big Ten	--
Minutes	
Season	38 v. Stony Brook (11/25/18)
Career	38 v. Stony Brook (11/25/18)
Big Ten	--

Games played: 6
 Minutes/game: 25.3
 Points/game: 3.8
 FG Pct: 41.7
 3FG Pct: 0.0
 FT Pct: 60.0

Rebounds/game: 4.2
 Assists/game: 2.0
 Turnovers/game: 3.0
 Assist/turnover ratio: 0.7
 Steals/game: 1.0
 Blocks/game: 0.5

2018-19 NOTES

- Contributed 6 points and a team-best 6 rebounds in a career-high 38 minutes played against Stony Brook (11/25)
- Tallied a career-best 7 points to go along with 4 rebounds and 2 assists in an overtime win against Princeton (11/18).
- Put together a strong all-around game in a road win at Fordham (11/14) with 6 points, 7 rebounds, 5 assists and 2 steals.
- Scored first-career points in a 4-point, 4-rebound effort against #24 Cal (11/11).
- Comes to Penn State from Archbishop Mitty High School, which ranked as the No. 1 high school team in the nation at the end of her senior year...Ranked as the No. 54 prospect nationally and No. 14 player at her position...Three-time All-Conference pick.

4 Siyeh FRAZIER

Jr./Jr. • Guard • 5-9
 Detroit, Mich./Renaissance
 Health Policy and Administration



CAREER STATS

Season	gp-gs	min/avg	Total		3-Point		F-Throws		Rebounds				Scoring							
			fg-fga	pct	fg-fga	pct	ft-fga	pct	off	def	tot	avg	pf	fo	ast	to	blk	stl	pts	avg
2016-17	23-0	142/6.2	13-23	.565	1-3	.333	9-13	.692	7	11	18	0.8	23	0	4	14	1	9	36	1.6
2017-18	32-19	757/23.7	88-211	.417	3-14	.214	57-83	.687	38	58	96	3.0	80	0	61	73	14	60	236	7.4
2018-19	6-6	175/29.2	27-53	.509	3-10	.300	17-23	.739	7	19	26	4.3	22	2	14	17	0	18	74	12.3
TOTAL	61-25	1074/17.6	128-287	.446	7-27	.259	83-119	.697	52	88	140	2.3	125	2	79	104	15	87	346	5.7

2018-19 GAME-BY-GAME STATS

Opponent	Date	gs	min	fg-fga	pct	3fg-fga	pct	ft-fga	pct	off	def	tot	avg	pf	a	t/o	blk	stl	pts	avg	
PROVIDENCE	11/08/18	*	30	5-10	.500	0-0	.000	0-0	.000	1	2	3	3.0	4	3	1	0	3	10	10.0	
#24 CALIFORNIA	11/11/18	*	27	6-14	.429	2-4	.500	3-3	1.000	1	1	2	2.5	1	0	2	0	3	17	13.5	
at Fordham	11/14/18	*	36	6-11	.545	1-2	.500	2-3	.667	1	4	5	3.3	3	3	5	0	4	15	14.0	
PRINCETON	11/18/18	*	29	2-3	.667	0-0	.000	7-10	.700	2	5	7	4.3	5	2	3	0	1	11	13.3	
NORTH DAKOTA	11/21/18	*	32	5-9	.556	0-3	.000	5-7	.714	1	4	5	4.4	4	5	3	0	4	15	13.6	
STONY BROOK	11/25/18	*	21	3-6	.500	0-1	.000	0-0	.000	1	3	4	4.3	5	1	3	0	3	6	12.3	
Totals			6	175	27-53	.509	3-10	.300	17-23	.739	7	19	26	4.3	22	14	17	0	18	74	12.3

SEASON/CAREER HIGHS

Points	
Season	17 vs. Cal (11/11/18)
Career	17 vs. Cal (11/11/18)
Big Ten	14 vs. Mich. State (2/4/18)
Rebounds	
Season	7 vs. Princeton (11/18/18)
Career	7 vs. Princeton (11/18/18)
Big Ten	6 at Wisconsin (1/14/18)
Assists	
Season	5 vs. N. Dakota (11/21/18)
Career	6 vs. Siena (11/10/17)
Big Ten	4 - 2 times
Steals	
Season	4 - 2 times
Career	8 vs. Siena (11/10/17)
Big Ten	5 at Nebraska (2/22/18)
Blocks	
Season	n/a
Career	3 - 2 times
Big Ten	3 vs. NWestern (2/14/18)
Field Goals Made	
Season	6 - 2 times
Career	6 - 3 times
Big Ten	6 at Wisconsin (1/14/18)
3-Point Field Goals Made	
Season	2 vs. Cal (11/11/18)
Career	2 vs. Cal (11/11/18)
Big Ten	1 vs. Wisconsin (1/16/17)
Free Throws Made	
Season	7 vs. Princeton (11/18/18)
Career	8 vs. Siena (11/10/17)
Big Ten	5 vs. NWestern (2/14/18)
Minutes	
Season	36 at Fordham (11/14/18)
Career	36 at Fordham (11/14/18)
Big Ten	29 at Wisconsin (1/14/18)

Games played: 6
 Minutes/game: 29.2
 Points/game: 12.3
 FG Pct: 50.9
 3FG Pct: 30.0
 FT Pct: 73.9

Rebounds/game: 4.3
 Assists/game: 2.3
 Turnovers/game: 2.8
 Assist/turnover ratio: 0.8
 Steals/game: 3.0

2018-19 NOTES

- Has scored in double-figures in five of six games this season.
- Stuffed the stat sheet in a win over North Dakota (11/21) with 15 points, 5 rebounds, 5 assists and 4 steals.
- Huge all-around game at Fordham (11/14), finishing with 15 points, 5 rebounds, 4 steals and 3 assists in a career-high 36 minutes.
- Dropped a career-best and team-leading 17 points against #24 Cal (11/11).
- Made key steal in final minutes of 74-72 come-from-behind win over Providence (11/8)...finished with 10 points, 3 rebounds and 3 assists.
- Named team's Defensive MVP at conclusion of sophomore season in which she started 19 of 32 games and averaged 7.4 points and 3.0 rebounds per contest.

5 Kamaria McDANIEL | So./So. • Guard • 5-10

Inkster, Mich./Dearborn Heights
Agricultural Sciences



CAREER STATS

Season	gp-gs	min/avg	Total		3-Point		F-Throws		Rebounds				Other					Scoring		
			fg-fga	pct	fg-fga	pct	ft-fa	pct	off	def	tot	avg	pf	fo	ast	to	blk	stl	pts	avg
2017-18	32-0	568/17.8	49-138	.355	31-90	.344	31-43	.721	9	50	59	1.8	27	0	30	25	4	12	160	5.0
2018-19	6-0	130/21.7	15-47	.319	2-21	.095	16-21	.762	4	14	18	3.0	7	0	8	10	1	6	48	8.0
TOTAL	38-0	698/18.4	64-185	.346	33-111	.297	47-64	.734	13	64	77	2.0	34	0	38	35	5	18	208	5.5

2018-19 GAME-BY-GAME STATS

Opponent	Date	gs	min	fg-fga	pct	3fg-fga	pct	ft-fa	pct	off	def	tot	avg	pf	a	t/o	blk	stl	pts	avg
PROVIDENCE	11/08/18	29	4-8	.500	0-2	.000	4-4	1.000	1	5	6	6.0	0	4	2	0	1	12	12.0	
#24 CALIFORNIA	11/11/18	17	2-9	.222	0-5	.000	3-3	1.000	1	1	2	4.0	1	1	2	0	0	7	9.5	
at Fordham	11/14/18	24	1-7	.143	0-4	.000	0-0	.000	0	1	1	3.0	2	1	0	0	0	2	7.0	
PRINCETON	11/18/18	22	2-6	.333	0-1	.000	1-1	1.000	1	4	5	3.5	1	0	3	0	1	5	6.5	
NORTH DAKOTA	11/21/18	17	3-9	.333	1-6	.167	2-5	.400	0	2	2	3.2	1	1	2	0	1	9	7.0	
STONY BROOK	11/25/18	21	3-8	.375	1-3	.333	6-8	.750	1	1	2	3.0	2	1	1	1	3	13	8.0	
Totals		0	130	15-47	.319	2-21	.095	16-21	.762	4	14	18	3.0	7	8	10	1	6	48	8.0

SEASON/CAREER HIGHS

Points
 Season 13 v. Stony Brook (11/25/18)
 Career 20 at Marshall (11/15/17)
 Big Ten 10 at Nebraska (2/22/18)

Rebounds
 Season 6 vs. Providence (11/8/18)
 Career 6 - 3 times
 Big Ten 6 at Ohio State (1/31/18)

Assists
 Season 4 vs. Providence (11/8/18)
 Career 4 vs. Providence (11/8/18)
 Big Ten 3 - 2 times

Steals
 Season 3 v. Stony Brook (11/25/18)
 Career 3 v. Stony Brook (11/25/18)
 Big Ten 1 - 3 times

Blocks
 Season 1 v. Stony Brook (11/25/18)
 Career 1 - 5 times
 Big Ten n/a

Field Goals Made
 Season 4 vs. Providence (11/8/18)
 Career 7 at Marshall (11/15/17)
 Big Ten 2 - 4 times

3-Point Field Goals Made
 Season 1 - 2 times
 Career 5 at Marshall (11/15/17)
 Big Ten 2 - 2 times

Free Throws Made
 Season 6 v. Stony Brook (11/25/18)
 Career 6 - 2 times
 Big Ten 4 at Nebraska (2/22/18)

Minutes
 Season 29 vs. Providence (11/8/18)
 Career 32 vs. CCSU (11/20/17)
 Big Ten 30 vs. Minnesota (1/10/18)

Games played: 6
 Minutes/game: 21.7
 Points/game: 8.0
 FG Pct: 31.9
 3FG Pct: 9.5
 FT Pct: 76.2

Rebounds/game: 3.0
 Assists/game: 1.3
 Turnovers/game: 1.7
 Assist/turnover ratio: 0.8
 Steals/game: 1.0
 Blocks/game: 0.2

2018-19 NOTES

- Tallied a season-best 13 points to go along with a career-high 3 steals against Stony Brook (11/25).
- Chipped in 9 points in a comeback victory over North Dakota (11/21).
- Strong all-around effort in 74-72 season-opening win over Providence (11/8), finishing with 12 points, 6 rebounds and a team-best 4 assists.
- Coming off a solid freshman campaign in which she saw action in every game and averaged 5.0 points per game and 17.8 minutes per contest.

11 Teniya PAGE

Sr./Sr. • Guard • 5-7
Chicago, Ill./Marian Catholic
Agricultural Business Management



AWARDS AND HONORS

- 2018-19 Consensus Preseason All-Big Ten
- 2018-19 Ann Meyers Drysdale Award Preseason Watchlist (nation's top shooting guard)
- Three-time All-Big Ten
- 2017 WBCA All-America Honorable Mention and All-Region
- Two-time All-ECAC

CAREER STATS

Season	gp-gs	min/avg	Total		3-Point		F-Throws		Rebounds				Scoring							
			fg-fga	pct	fg-fga	pct	ft-fa	pct	off	def	tot	avg	pf	fo	ast	to	blk	stl	pts	avg
2015-16	31-31	1165/37.6	164-399	.411	36-88	.409	109-145	.752	31	85	116	3.7	66	0	131	81	4	37	473	15.3
2016-17	31-31	1083/34.9	209-470	.445	64-145	.441	136-170	.800	27	94	121	3.9	61	0	109	69	0	38	618	19.9
2017-18	27-25	901/33.4	163-399	.409	35-104	.337	137-170	.806	12	85	97	3.6	40	0	78	53	6	43	498	18.4
2018-19	6-6	218/36.3	40-101	.396	8-29	.276	32-43	.744	3	21	24	4.0	10	0	16	12	0	7	120	20.0
TOTAL	95-93	3367/35.4	576-1369	.421	143-366	.391	414-528	.784	73	285	358	3.8	177	0	334	215	10	125	1709	18.0

SEASON/CAREER HIGHS

Points	Season 34 v. Stony Brook (11/25/18)
Career 38 vs. Illinois (2/28/17)	
Big Ten 38 vs. Illinois (2/28/17)	
Rebounds	Season 6 - 2 times
Career 13 at American (12/20/17)	
Big Ten 9 at Illinois (2/14/17)	
Assists	Season 4 - 2 times
Career 9 vs. Illinois (3/2/16)	
Big Ten 8 - 2 times	
Steals	Season 2 - 2 times
Career 6 at Holy Cross (12/7/16)	
Big Ten 4 vs. Michigan (1/17/16)	
Blocks	Season n/a
Career 1 - 10 times	
Big Ten 1 - 6 times	
Field Goals Made	Season 12 v. Stony Brook (11/25/18)
Career 14 vs. Illinois (2/28/18)	
Big Ten 14 vs. Illinois (2/28/18)	
3-Point Field Goals Made	Season 2 - 2 times
Career 6 - 2 times	
Big Ten 6 - 2 times	
Free Throws Made	Season 9 v. Stony Brook (11/25/18)
Career 15 vs. American (12/18/16)	
Big Ten 11 vs. Purdue (2/11/17)	
Minutes	Season 44 vs. Princeton (11/18/18)
Career 50 vs. Purdue (1/30/16)	
Big Ten 50 vs. Purdue (1/30/16)	

2018-19 GAME-BY-GAME STATS

Opponent	Date	gs	min	fg-fga	pct	3fg-fga	pct	ft-fa	pct	off	def	tot	avg	pf	a	t/o	blk	stl	pts	avg	
PROVIDENCE	11/08/18	*	37	4-12	.333	1-3	.333	4-7	.571	0	2	2	2.0	2	3	2	0	1	13	13.0	
#24 CALIFORNIA	11/11/18	*	35	4-16	.250	2-7	.286	0-0	.000	3	3	6	4.0	0	4	0	0	1	10	11.5	
at Fordham	11/14/18	*	34	10-20	.500	2-3	.667	3-4	.750	0	5	5	4.3	2	2	2	0	2	25	16.0	
PRINCETON	11/18/18	*	44	7-19	.368	1-4	.250	8-11	.727	0	6	6	4.8	2	4	1	0	2	23	17.8	
NORTH DAKOTA	11/21/18	*	28	3-12	.250	1-6	.167	8-10	.800	0	2	2	4.2	3	1	4	0	0	15	17.2	
STONY BROOK	11/25/18	*	40	12-22	.545	1-6	.167	9-11	.818	0	3	3	4.0	1	2	3	0	1	34	20.0	
Totals			6	218	40-101	.396	8-29	.276	32-43	.744	3	21	24	4.0	10	16	12	0	7	120	20.0

Games played: 6
Minutes/game: 36.3
Points/game: 20.0
FG Pct: 39.6
3FG Pct: 27.6
FT Pct: 74.4

Rebounds/game: 4.0
Assists/game: 2.7
Turnovers/game: 2.0
Assist/turnover ratio: 1.3
Steals/game: 1.2

2018-19 NOTES

- Scored a season-best 34 points on 12-of-22 shooting against Stony Brook (11/25)...it marked her eighth career 30-plus point game, which ranks second all-time in the Lady Lion history books.
- Finished with 15 points, 13 of which came in the fourth quarter, to help Penn State erase an 11-point deficit in the final five minutes of a 75-68 win over North Dakota (11/21).
- Tallied her second-straight 20-plus point game in an OT win over Princeton (11/18), contributing 23 points, 6 rebounds and 4 assists.
- Poured in a game-high 25 points on 10-of-11 shooting to lead Penn State to a road win at Fordham (11/14).
- Strong all-around game vs. #24 Cal (11/11), finishing with 10 points, 6 rebounds and 4 assists.
- Hit game-tying basket in final minute to highlight a 13-point effort in a 74-72 season-opening win over Providence.
- Is a Consensus Preseason All-Big Ten pick who has amassed 1,637 career points, putting her just 363 points away from becoming the sixth-ever Lady Lion to reach the 2,000-point mark.

12 Kayleigh SEMION

Sr./Sr. • Guard • 5-6
Dunmore, Pa./Dunmore
Kinesiology



CAREER STATS

Season	gp-gs	min/avg	Total		3-Point		F-Throws		Rebounds				Scoring								
			fg-fga	pct	fg-fga	pct	ft-fa	pct	off	def	tot	avg	pf	fo	ast	to	blk	stl	pts	avg	
2017-18	1-0	1/1.0	0-0	.000	0-0	.000	0-0	.000	0	0	0	0.0	1	0	0	0	0	0	0	0	0.0
2018-19	3-0	17/5.7	0-1	.000	0-1	.000	0-0	.000	1	1	2	0.7	1	0	1	0	0	0	0	0	0.0
TOTAL	4-0	18/4.5	0-1	.000	0-1	.000	0-0	.000	1	1	2	0.5	2	0	1	0	0	0	0	0	0.0

2018-19 GAME-BY-GAME STATS

Opponent	Date	gs	min	fg-fga	pct	3fg-fga	pct	ft-fa	pct	off	def	tot	avg	pf	a	t/o	blk	stl	pts	avg
PROVIDENCE	11/08/18	dnp	-	-	-	-	-	-	-	-	-	-	-	-	-	-	-	-	-	-
#24 CALIFORNIA	11/11/18	dnp	-	-	-	-	-	-	-	-	-	-	-	-	-	-	-	-	-	-
PRINCETON	11/18/18	3	0-0	.000	0-0	.000	0-0	.000	1	0	1	1.0	0	0	0	0	0	0	0	0.0
NORTH DAKOTA	11/21/18	2	0-0	.000	0-0	.000	0-0	.000	0	0	0.5	0	0	0	0	0	0	0	0	0.0
STONY BROOK	11/25/18	12	0-1	.000	0-1	.000	0-0	.000	0	1	1	0.7	1	1	0	0	0	0	0	0.0
Totals		0	17	0-1	.000	0-1	.000	0-0	.000	1	1	2	0.7	1	1	0	0	0	0	0.0

Games played: 3
Minutes/game: 5.7
FG Pct: 0.0
3FG Pct: 0.0

Rebounds/game: 0.7
Assists/game: 0.3
Assist/turnover ratio: 99.9

SEASON/CAREER HIGHS

Points	
Season	n/a
Career	n/a
Big Ten	n/a
Rebounds	
Season	1 - 2 times
Career	1 - 2 times
Big Ten	n/a
Assists	
Season	1 v. Stony Brook (11/25/18)
Career	1 v. Stony Brook (11/25/18)
Big Ten	n/a
Steals	
Season	n/a
Career	n/a
Big Ten	n/a
Blocks	
Season	n/a
Career	n/a
Big Ten	n/a
Field Goals Made	
Season	n/a
Career	n/a
Big Ten	n/a
3-Point Field Goals Made	
Season	n/a
Career	n/a
Big Ten	n/a
Free Throws Made	
Season	n/a
Career	n/a
Big Ten	n/a
Minutes	
Season	12 v. Stony Brook (11/25/18)
Career	12 v. Stony Brook (11/25/18)
Big Ten	1 vs. Illinois (2/28/18)

2018-19 NOTES

- Played a career-best 12 minutes against Stony Brook (11/25).
- Provided a crucial spark off energy off the bench against Princeton (11/18), helping the Lady Lions to an overtime comeback win.
- Earned a roster spot during 2017-18 season after serving as a team manager and former member of the club basketball program.

22 Leah KNIZNER

Sr./Sr. • Guard • 5-9
Greensburg, Pa./Hempfield Area
Nutrition Sciences



CAREER STATS

Season	gp-gs	min/avg	Total		3-Point		F-Throws		Rebounds				Scoring							
			fg-fga	pct	fg-fga	pct	ft-fa	pct	off	def	tot	avg	pf	fo	ast	to	blk	stl	pts	avg
2015-16	19-0	48/2.5	3-7	.429	3-4	.750	0-0	.000	2	4	6	0.3	6	0	0	3	0	0	9	0.5
2016-17	7-0	14/2.0	2-6	.333	1-4	.250	0-0	.000	0	0	0	0.0	0	0	0	2	0	1	5	0.7
2017-18	6-0	9/1.5	0-2	.000	0-2	.000	0-0	.000	0	1	1	0.2	0	0	1	1	0	0	0	0.0
2018-19	2-0	6/3.0	0-1	.000	0-1	.000	0-0	.000	0	0	0	0.0	0	0	0	1	0	0	0	0.0
TOTAL	34-0	77/2.3	5-16	.313	4-11	.364	0-0	.000	2	5	7	0.2	6	0	1	7	0	1	14	0.4

2018-19 GAME-BY-GAME STATS

Opponent	Date	qs	min	fg-fga	pct	3fg-fga	pct	ft-fa	pct	off	def	tot	avg	pf	a	t/o	blk	stl	pts	avg
PROVIDENCE	11/08/18	dnp	-	-	-	-	-	-	-	-	-	-	-	-	-	-	-	-	-	-
#24 CALIFORNIA	11/11/18	dnp	-	-	-	-	-	-	-	-	-	-	-	-	-	-	-	-	-	-
at Fordham	11/14/18	3	0-0	.000	0-0	.000	0-0	.000	0	0	0	0.0	0	0	1	0	0	0	0	0.0
PRINCETON	11/18/18	dnp	-	-	-	-	-	-	-	-	-	-	-	-	-	-	-	-	-	-
NORTH DAKOTA	11/21/18	dnp	-	-	-	-	-	-	-	-	-	-	-	-	-	-	-	-	-	-
STONY BROOK	11/25/18	3	0-1	.000	0-1	.000	0-0	.000	0	0	0	0.0	0	0	0	0	0	0	0	0.0
Totals			6	0-1	.000	0-1	.000	0-0	.000	0	0	0	0.0	0	0	1	0	0	0	0.0

Games played: 2
Minutes/game: 3.0
FG Pct: 0.0
3FG Pct: 0.0

Turnovers/game: 0.5

SEASON/CAREER HIGHS

Points
Season n/a
Career 3 - 4 times
Big Ten 3 at Michigan (1/20/16)

Rebounds
Season n/a
Career 2 at Illinois (1/23/16)
Big Ten 2 at Illinois (1/23/16)

Assists
Season n/a
Career 1 vs. Illinois (2/28/18)
Big Ten n/a

Steals
Season n/a
Career 1 at Holy Cross (12/7/16)
Big Ten n/a

Blocks
Season n/a
Career n/a
Big Ten n/a

Field Goals Made
Season n/a
Career 1 - 5 times
Big Ten 1 - 2 times

3-Point Field Goals Made
Season n/a
Career 1 - 4 times
Big Ten 1 at Michigan (2/20/16)

Free Throws Made
Season n/a
Career n/a
Big Ten n/a

Minutes
Season 3 - 2 times
Career 8 at Illinois (1/23/16)
Big Ten 8 at Illinois (1/23/16)

2018-19 NOTES

- Has made two appearances this season against Fordham (11/14) and Stony Brook (11/25).
- Coming off a junior season that saw her make six appearances...Joined the program as a walk-on in October 2015...Was added to scholarship for the 2016-17 season in Spring 2016.

31 Jaida TRAVASCIO-GREEN | Jr./Jr. • Guard • 6-2

Lisle, Ill./Downers Grove North
Biochemistry & Molecular Biology



CAREER STATS

Season	gp-gs	min/avg	Total		3-Point		F-Throws		Rebounds				Other					Scoring		
			fg-fga	pct	fg-fga	pct	ft-fia	pct	off	def	tot	avg	pf	fo	ast	to	blk	stl	pts	avg
2016-17	30-15	569/19.0	59-167	.353	46-140	.329	10-20	.500	6	62	68	2.3	38	1	9	29	15	8	174	5.8
2017-18	31-31	952/30.7	113-325	.348	71-222	.320	49-60	.817	30	80	110	3.5	54	0	21	39	24	19	346	11.2
TOTAL	61-46	1521/24.9	172-492	.350	117-362	.323	59-80	.738	36	142	178	2.9	92	1	30	68	39	27	520	8.5

2018-19 GAME-BY-GAME STATS

SEASON/CAREER HIGHS

Points	
Season	--
Career	31 vs. Drexel (11/12/17)
Big Ten	21 vs. Maryland (12/31/17)
Rebounds	
Season	--
Career	8 vs. Siena (11/10/17)
Big Ten	5 - 3 times
Assists	
Season	--
Career	3 vs. LA Tech (11/24/17)
Big Ten	2 - 3 times
Steals	
Season	--
Career	3 vs. Siena (11/10/17)
Big Ten	2 - 2 times
Blocks	
Season	--
Career	5 vs. Drexel (11/12/17)
Big Ten	2 vs. Illinois (1/29/17)
Field Goals Made	
Season	--
Career	10 vs. Drexel (11/12/17)
Big Ten	8 vs. Maryland (12/31/17)
3-Point Field Goals Made	
Season	--
Career	7 vs. Drexel (11/12/17)
Big Ten	6 at Wisconsin (1/14/18)
Free Throws Made	
Season	--
Career	5 vs. Manhattan (12/3/17)
Big Ten	4 - 3 times
Minutes	
Season	--
Career	37 at American (12/20/17)
Big Ten	36 vs. Rutgers (1/18/18)

2018-19 NOTES

- Finished as Penn State's third-leading scorer a season ago with 11.2 points per game and led the team with 71 made three-pointers.

33 Lauren EBO

Fr./Fr. • Forward • 6-4
Washington D.C./Riverdale Baptist
Business



CAREER STATS

Season	gp-gs	min/avg	Total		3-Point		F-Throws		Rebounds				Scoring							
			fg-fga	pct	fg-fga	pct	ft-fa	pct	off	def	tot	avg	pf	fo	ast	to	blk	stl	pts	avg
2018-19	5-4	77/15.4	4-14	.286	0-0	.000	3-4	.750	6	11	17	3.4	12	0	1	12	5	1	11	2.2
TOTAL	5-4	77/15.4	4-14	.286	0-0	.000	3-4	.750	6	11	17	3.4	12	0	1	12	5	1	11	2.2

2018-19 GAME-BY-GAME STATS

Opponent	Date	gs	min	fg-fga	pct	3fg-fga	pct	ft-fa	pct	off	def	tot	avg	pf	a	t/o	blk	stl	pts	avg	
PROVIDENCE	11/08/18	*	11	0-2	.000	0-0	.000	0-0	.000	2	4	6	6.0	4	0	4	1	0	0	0.0	
#24 CALIFORNIA	11/11/18	*	17	0-4	.000	0-0	.000	1-2	.500	2	2	4	5.0	4	1	1	2	0	1	0.5	
PRINCETON	11/18/18	*	12	0-4	.000	0-0	.000	0-0	.000	1	3	4	4.7	0	0	1	1	0	0	0.3	
NORTH DAKOTA	11/21/18		18	2-2	1.000	0-0	.000	2-2	1.000	0	2	2	4.0	2	0	0	0	0	6	1.8	
STONY BROOK	11/25/18	*	19	2-2	1.000	0-0	.000	0-0	.000	1	0	1	3.4	2	0	6	1	1	4	2.2	
Totals			4	77	4-14	.286	0-0	.000	3-4	.750	6	11	17	3.4	12	1	12	5	1	11	2.2

SEASON/CAREER HIGHS

Points
Season 6 vs. N. Dakota (11/21/18)
Career 6 vs. N. Dakota (11/21/18)
Big Ten --

Rebounds
Season 6 vs. Providence (11/8/18)
Career 6 vs. Providence (11/8/18)
Big Ten --

Assists
Season 1 vs. Cal (11/11/18)
Career 1 vs. Cal (11/11/18)
Big Ten --

Steals
Season 1 v. Stony Brook (11/25/18)
Career 1 v. Stony Brook (11/25/18)
Big Ten --

Blocks
Season 2 vs. Cal (11/11/18)
Career 2 vs. Cal (11/11/18)
Big Ten --

Field Goals Made
Season 2 - 2 times
Career 2 - 2 times
Big Ten --

3-Point Field Goals Made
Season n/a
Career n/a
Big Ten --

Free Throws Made
Season 2 vs. N. Dakota (11/21/18)
Career 2 vs. N. Dakota (11/21/18)
Big Ten --

Minutes
Season 19 v. Stony Brook (11/25/18)
Career 19 v. Stony Brook (11/25/18)
Big Ten --

Games played: 5
Minutes/game: 15.4
Points/game: 2.2
FG Pct: 28.6
FT Pct: 75.0

Rebounds/game: 3.4
Assists/game: 0.2
Turnovers/game: 2.4
Assist/turnover ratio: 0.1
Steals/game: 0.2
Blocks/game: 1.0

2018-19 NOTES

- Has averaged 3.4 rebounds per game in 15.4 minutes per contest in her first five collegiate games.
- Comes to Penn State after spending two years at Riverdale Baptist School and two years at Paul VI Catholic High School...Led Riverdale Baptist to a pair of 20-plus win seasons, including the Independent School National Championship as a senior.

34 Sarah McMURTRY | Sr./Sr. • Guard • 5-6 Pittsburgh, Pa./Upper St. Clair Accounting



AWARDS AND HONORS

Two-time Big Ten Sportsmanship Award Winner (2016, 2017)
Two-time Team Captain (2016-17, 2017-18)

CAREER STATS

Season	gp-gs	min/avg	Total		3-Point		F-Throws		Rebounds				Scoring							
			fg-fga	pct	fg-fga	pct	ft-fga	pct	off	def	tot	avg	pf	fo	ast	to	blk	stl	pts	avg
2015-16	8-0	9/1.1	1-1	1.000	1-1	1.000	0-0	.000	0	0	0	0.0	0	0	0	1	0	0	3	0.4
2016-17	8-0	15/1.9	0-1	.000	0-1	.000	0-0	.000	0	0	0	0.0	0	0	0	0	0	0	0	0.0
2017-18	6-0	11/1.8	0-2	.000	0-1	.000	0-0	.000	0	0	0	0.0	0	0	0	0	0	0	0	0.0
TOTAL	22-0	35/1.6	1-4	.250	1-3	.333	0-0	.000	0	0	0	0.0	0	0	0	1	0	0	3	0.1

SEASON/CAREER HIGHS

Points	
Season	--
Career	3 vs. Maryland (1/27/16)
Big Ten	3 vs. Maryland (1/27/16)
Rebounds	
Season	--
Career	n/a
Big Ten	n/a
Assists	
Season	--
Career	n/a
Big Ten	n/a
Steals	
Season	--
Career	n/a
Big Ten	n/a
Blocks	
Season	--
Career	n/a
Big Ten	n/a
Field Goals Made	
Season	--
Career	1 vs. Maryland (1/27/16)
Big Ten	1 vs. Maryland (1/27/16)
3-Point Field Goals Made	
Season	--
Career	1 vs. Maryland (1/27/16)
Big Ten	1 vs. Maryland (1/27/16)
Free Throws Made	
Season	--
Career	n/a
Big Ten	n/a
Minutes	
Season	--
Career	4 vs. Siena (11/10/17)
Big Ten	2 vs. Wisconsin (1/16/17)

2018-19 GAME-BY-GAME STATS

2018-19 NOTES

- Enters senior season as a two-time team captain and two-time winner of the Big Ten Sportsmanship Award...Joined program as a walk-on in October 2015 and was added to scholarship for the 2016-17 season in Spring 2016.

43 Bexley WALLACE | Fr./Fr. • Forward • 6-3

Pickerington, Ohio/Pickerington Central Psychology



CAREER STATS

Season	gp-gs	min/avg	Total		3-Point		F-Throws		Rebounds				Scoring							
			fg-fga	pct	fg-fga	pct	ft-fa	pct	off	def	tot	avg	pf	fo	ast	to	blk	stl	pts	avg
2018-19	6-2	62/10.3	3-6	.500	0-0	.000	3-4	.750	5	7	12	2.0	13	0	1	4	2	1	9	1.5
TOTAL	6-2	62/10.3	3-6	.500	0-0	.000	3-4	.750	5	7	12	2.0	13	0	1	4	2	1	9	1.5

2018-19 GAME-BY-GAME STATS

Opponent	Date	gs	min	fg-fga	pct	3fg-fga	pct	ft-fa	pct	off	def	tot	avg	pf	a	t/o	blk	stl	pts	avg
PROVIDENCE	11/08/18		13	1-2	.500	0-0	.000	0-0	.000	1	4	5	5.0	2	0	1	0	0	2	2.0
#24 CALIFORNIA	11/11/18		17	2-4	.500	0-0	.000	0-0	.000	2	1	3	4.0	4	0	0	0	0	4	3.0
at Fordham	11/14/18	*	4	0-0	.000	0-0	.000	0-0	.000	0	0	0	2.7	1	0	0	0	0	0	2.0
PRINCETON	11/18/18		2	0-0	.000	0-0	.000	0-0	.000	0	0	0	2.0	2	1	1	0	0	0	1.5
NORTH DAKOTA	11/21/18	*	9	0-0	.000	0-0	.000	0-0	.000	0	0	0	1.6	1	0	0	1	0	0	1.2
STONY BROOK	11/25/18		17	0-0	.000	0-0	.000	3-4	.750	2	2	4	2.0	3	0	2	1	1	3	1.5
Totals			62	3-6	.500	0-0	.000	3-4	.750	5	7	12	2.0	13	1	4	2	1	9	1.5

SEASON/CAREER HIGHS

Points

Season	4 vs. Cal (11/11/18)
Career	4 vs. Cal (11/11/18)
Big Ten	--

Rebounds

Season	5 vs. Providence (11/8/18)
Career	5 vs. Providence (11/8/18)
Big Ten	--

Assists

Season	1 vs. Princeton (11/18/18)
Career	1 vs. Princeton (11/18/18)
Big Ten	--

Steals

Season	1 v. Stony Brook (11/25/18)
Career	1 v. Stony Brook (11/25/18)
Big Ten	--

Blocks

Season	1 - 2 times
Career	1 - 2 times
Big Ten	--

Field Goals Made

Season	2 vs. Cal (11/11/18)
Career	2 vs. Cal (11/11/18)
Big Ten	--

3-Point Field Goals Made

Season	n/a
Career	n/a
Big Ten	--

Free Throws Made

Season	3 v. Stony Brook (11/25/18)
Career	3 v. Stony Brook (11/25/18)
Big Ten	--

Minutes

Season	17 - 2 times
Career	17 - 2 times
Big Ten	--

Games played: 6
 Minutes/game: 10.3
 Points/game: 1.5
 FG Pct: 50.0
 FT Pct: 75.0

Rebounds/game: 2.0
 Assists/game: 0.2
 Turnovers/game: 0.7
 Assist/turnover ratio: 0.3
 Steals/game: 0.2
 Blocks/game: 0.3

2018-19 NOTES

- Has averaged 10.3 minutes per game in her first six collegiate contests...earned first career start at Fordham (11/14).
- Comes to Penn State after success at both the high school level and international stage... Was a part of the USA Basketball 16U squad that captured the bronze medal with a 4-1 record at the 2015 FIBA Americas U16 Championship in Puebla, Mexico...Was a four-time All-Conference pick at Pickerington Central High School.

PAGE 24 | GAME 7 | PENN STATE AT FLORIDA STATE

GAME 1: PENN STATE 74, PROVIDENCE 72

Official Basketball Box Score -- Game Totals -- Final Statistics
Providence vs Penn State
11/08/18 7:01 PM at University Park, Pa. - Bryce Jordan Cntr

Providence 72 • 0-1

Table with columns: #, Player, Total, FG-FGA, 3-Ptr, FT-FTA, Rebounds, PF, TP, A, TO, Blk, Stl, Min. Lists player stats for Providence.

Penn State 74 • 1-0

Table with columns: #, Player, Total, FG-FGA, 3-Ptr, FT-FTA, Rebounds, PF, TP, A, TO, Blk, Stl, Min. Lists player stats for Penn State.

Officials: Dee Kantner, Denise Brooks, Kevin Pethel
Technical fouls: Providence-None, Penn State-None.
Attendance: 2115

Score by periods table with columns: 1st, 2nd, 3rd, 4th, Total.

Table with columns: Points, In, Off, 2nd, Fast, Bench.

Score tied - 5 times.
Lead changed - 11 times.

Last FG - PC 4th-03:53, PSU 4th-00:36.
Largest lead - PC by 15 3rd-03:48, PSU by 2 1st-05:57.
PC led for 36:10, PSU led for 01:54. Game was tied for 01:56.

GAME 2: #24 CAL 75, PENN STATE 58

Official Basketball Box Score -- Game Totals -- Final Statistics
#24 California vs Penn State
11/11/18 2:01 PM at University Park, Pa. - Bryce Jordan Cntr

#24 California 75 • 2-0

Table with columns: #, Player, Total, FG-FGA, 3-Ptr, FT-FTA, Rebounds, PF, TP, A, TO, Blk, Stl, Min. Lists player stats for California.

Penn State 58 • 1-1

Table with columns: #, Player, Total, FG-FGA, 3-Ptr, FT-FTA, Rebounds, PF, TP, A, TO, Blk, Stl, Min. Lists player stats for Penn State.

Officials: Felicia Grinter, Jesse Dickerson, Cameron Inouye
Technical fouls: #24 California-None, Penn State-None.
Attendance: 2406

Score by periods table with columns: 1st, 2nd, 3rd, 4th, Total.

Table with columns: Points, In, Off, 2nd, Fast, Bench.

Score tied - 7 times.
Lead changed - 8 times.

Last FG - CAL 4th-01:28, PSU 4th-00:13.
Largest lead - CAL by 21 4th-01:28, PSU by 4 3rd-03:14.
CAL led for 29:04, PSU led for 04:49. Game was tied for 06:07.

GAME 3: PENN STATE 72, FORDHAM 55

Official Basketball Box Score -- Game Totals -- Final Statistics
Penn State vs Fordham
11/14/18 7:00 pm at Rose Hill Gym (Bronx, NY)

Penn State 72 • 2-1

Table with columns: #, Player, Total, FG-FGA, 3-Ptr, FT-FTA, Rebounds, PF, TP, A, TO, Blk, Stl, Min. Lists player stats for Penn State.

Fordham 55 • 1-2

Table with columns: #, Player, Total, FG-FGA, 3-Ptr, FT-FTA, Rebounds, PF, TP, A, TO, Blk, Stl, Min. Lists player stats for Fordham.

Officials: Bruce Morris, Rod Creech, Natasha Camy
Technical fouls: Penn State-None, Fordham-None.
Attendance: 639
2018-19 Women's Basketball, Round: 0, Fordham vs Penn St., Played at .

Score by periods table with columns: 1st, 2nd, 3rd, 4th, Total.

Table with columns: Points, In, Off, 2nd, Fast, Bench.

Score tied - 9 times.
Lead changed - 6 times.

Last FG - PRIN OT-00:06, PSU OT-00:16.
Largest lead - PRIN by 9 4th-00:28, PSU by 10 OT-00:16.
PRIN led for 15:38, PSU led for 21:15. Game was tied for 07:42.

GAME 4: PENN STATE 79, PRINCETON 71 (OT)

Official Basketball Box Score -- Game Totals -- Final Statistics
Princeton vs Penn State
11/18/18 2:01 PM at University Park, Pa. - Bryce Jordan Cntr

Princeton 71 • 1-3

Table with columns: #, Player, Total, FG-FGA, 3-Ptr, FT-FTA, Rebounds, PF, TP, A, TO, Blk, Stl, Min. Lists player stats for Princeton.

Penn State 79 • 3-1

Table with columns: #, Player, Total, FG-FGA, 3-Ptr, FT-FTA, Rebounds, PF, TP, A, TO, Blk, Stl, Min. Lists player stats for Penn State.

Officials: Brian Garland, Kylie Galloway, Geraldine Smith
Technical fouls: Princeton-None, Penn State-None.
Attendance: 2026

Score by periods table with columns: 1st, 2nd, 3rd, 4th, OT, Total.

Table with columns: Points, In, Off, 2nd, Fast, Bench.

Score tied - 9 times.
Lead changed - 6 times.

Last FG - PRIN OT-00:06, PSU OT-00:16.
Largest lead - PRIN by 9 4th-00:28, PSU by 10 OT-00:16.
PRIN led for 15:38, PSU led for 21:15. Game was tied for 07:42.

GAME 5: PENN STATE 75, NORTH DAKOTA 68

GAME 6: STONY BROOK 81, PENN STATE 70

Official Basketball Box Score -- Game Totals -- Final Statistics
North Dakota vs Penn State
11/21/18 2:01 PM at University Park, Pa. - Bryce Jordan Cntr

North Dakota 68 • 1-3

Table with columns: #, Player, Total (FG-FGA, FG-FGA, FT-FTA), Rebounds (Off, Def, Tot), PF, TP, A, TO, Blk, Stl, Min. Includes player stats for KLABO, DOOLEY, MORTON, etc.

Summary statistics table for North Dakota vs Penn State, including 1st-4th quarter percentages and game totals.

Penn State 75 • 4-1

Table with columns: #, Player, Total (FG-FGA, FG-FGA, FT-FTA), Rebounds (Off, Def, Tot), PF, TP, A, TO, Blk, Stl, Min. Includes player stats for Alisia Smith, Lauren Ebo, etc.

Summary statistics table for Penn State vs North Dakota, including 1st-4th quarter percentages and game totals.

Officials: Jennifer Rezac, Starr Jefferson, Carmen Portorreal
Technical fouls: North Dakota-None. Penn State-None.
Attendance: 1881

Score by periods table showing 1st, 2nd, 3rd, 4th quarter scores for North Dakota and Penn State.

Points in paint table showing In, Off, 2nd, Fast Break points for UND and PSU.

Last FG - UND 4th-00:33, PSU 4th-02:54.
Largest lead - UND by 11 4th-05:30, PSU by 13 1st-00:00.
UND led for 18:48. PSU led for 19:00. Game was tied for 02:09.

Score tied - 3 times.
Lead changed - 3 times.

Official Basketball Box Score -- Game Totals -- Final Statistics
Stony Brook vs Penn State
11/25/18 2:06 PM at University Park, Pa. - Bryce Jordan Cntr

Stony Brook 81 • 4-1

Table with columns: #, Player, Total (FG-FGA, FG-FGA, FT-FTA), Rebounds (Off, Def, Tot), PF, TP, A, TO, Blk, Stl, Min. Includes player stats for GOUCHIE-PROVENCHE, PAGAN, etc.

Summary statistics table for Stony Brook vs Penn State, including 1st-4th quarter percentages and game totals.

Penn State 70 • 4-2

Table with columns: #, Player, Total (FG-FGA, FG-FGA, FT-FTA), Rebounds (Off, Def, Tot), PF, TP, A, TO, Blk, Stl, Min. Includes player stats for Alisia Smith, Lauren Ebo, etc.

Summary statistics table for Penn State vs Stony Brook, including 1st-4th quarter percentages and game totals.

Officials: Mark Zentz, Tiffany Bird, Marcus Clayton
Technical fouls: Stony Brook-None. Penn State-None.
Attendance: 2018

Score by periods table showing 1st, 2nd, 3rd, 4th quarter scores for Stony Brook and Penn State.

Points in paint table showing In, Off, 2nd, Fast Break points for SBUWBB and PSU.

Last FG - SBUWBB 4th-03:31, PSU 4th-00:04.
Largest lead - SBUWBB by 24 2nd-01:15, PSU None.
SBUWBB led for 38:23. PSU led for 00:00. Game was tied for 01:17.

Score tied - 0 times.
Lead changed - 0 times.

**2018-19 Penn State Women's Basketball
Penn State Season Schedule/Results & Leaders (as of Nov 26, 2018)
All games**

RECORD:	OVERALL	HOME	AWAY	NEUTRAL
ALL GAMES	4-2	3-2	1-0	0-0
CONFERENCE	0-0	0-0	0-0	0-0
NON-CONFERENCE	4-2	3-2	1-0	0-0

Date	Opponent	Score	Att. High Points	High Rebounds
11/08/18	PROVIDENCE	W 74-72	2115 (15)Amari Carter	(7)Sam Breen (7)Alisia Smith
11/11/18	#24 CALIFORNIA	58-75 L	2406 (17)Siyeh Frazier	(11)Alisia Smith
11/14/18	at Fordham	W 72-55	639 (25)Teniya Page	(8)Alisia Smith
11/18/18	PRINCETON	Wot 79-71	2026 (23)Teniya Page	(11)Alisia Smith
11/21/18	NORTH DAKOTA	W 75-68	1881 (17)Alisia Smith	(8)Alisia Smith
11/25/18	STONY BROOK	70-81 L	2018 (34)Teniya Page	(6)Karisma Ortiz

* - Conference game

Attendance Summary	Games	Attend	Avg/Game
Home	5	10446	2089
Away	1	639	639
Neutral	0	0	0
Total	6	11085	1848

**2018-19 Penn State Women's Basketball
Penn State Team Game-by-Game (as of Nov 26, 2018)
All games**

TEAM STATISTICS

Opponent	Date	Score		Total		3-Pointers		Free throws		Rebounds								pts	avg	
				fg-fga	pct	3fg-fga	pct	ft-fta	pct	off	def	tot	avg	pf	a	t/o	blk			stl
PROVIDENCE	11/08/18	74-72	W	27-62	.435	5-15	.333	15-19	.789	15	31	46	46.0	20	13	22	3	9	74	74.0
#24 CALIFORNIA	11/11/18	58-75	L	21-72	.292	5-21	.238	11-15	.733	19	21	40	43.0	19	13	15	5	9	58	66.0
at Fordham	11/14/18	72-55	W	29-63	.460	5-14	.357	9-11	.818	5	27	32	39.3	15	15	12	3	9	72	68.0
PRINCETON	11/18/18	79-71	Wot	23-59	.390	5-15	.333	28-34	.824	12	37	49	41.8	19	12	21	5	8	79	70.8
NORTH DAKOTA	11/21/18	75-68	W	23-50	.460	3-18	.167	26-34	.765	8	18	26	38.6	17	14	15	2	10	75	71.6
STONY BROOK	11/25/18	70-81	L	22-48	.458	2-15	.133	24-31	.774	9	21	30	37.2	18	7	22	4	12	70	71.3
Penn State		428		145-354	.410	25-98	.255	113-144	.785	68	155	223	37.2	108	74	107	22	57	428	71.3
Opponents		422		163-399	.409	42-139	.302	54-76	.711	82	150	232	38.7	130	89	108	15	51	422	70.3

Games played: 6
Points/game: 71.3
FG Pct: 41.0
3FG Pct: 25.5
FT Pct: 78.5

Rebounds/game: 37.2
Assists/game: 12.3
Turnovers/game: 17.8
Assist/turnover ratio: 0.7
Steals/game: 9.5
Blocks/game: 3.7

**2018-19 Penn State Women's Basketball
Penn State Team High/Low Analysis (as of Nov 26, 2018)
All games**

Penn State - TEAM GAME HIGHS

POINTS	79	PRINCETON (11/18/18)
	75	NORTH DAKOTA (11/21/18)
	74	PROVIDENCE (11/08/18)
	72	at Fordham (11/14/18)
	70	STONY BROOK (11/25/18)
FIELD GOALS MADE	29	at Fordham (11/14/18)
	27	PROVIDENCE (11/08/18)
FIELD GOAL ATTEMPTS	72	#24 CALIFORNIA (11/11/18)
	63	at Fordham (11/14/18)
FIELD GOAL PERCENTAGE	.460 (29-63)	at Fordham (11/14/18)
	.460 (23-50)	NORTH DAKOTA (11/21/18)
3 PT FIELD GOALS MADE	5	PRINCETON (11/18/18)
	5	at Fordham (11/14/18)
	5	#24 CALIFORNIA (11/11/18)
	5	PROVIDENCE (11/08/18)
3 PT FG ATTEMPTS	21	#24 CALIFORNIA (11/11/18)
	18	NORTH DAKOTA (11/21/18)
3 PT FG PERCENTAGE	.357 (5-14)	at Fordham (11/14/18)
	.333 (5-15)	PRINCETON (11/18/18)
	.333 (5-15)	PROVIDENCE (11/08/18)
FREE THROWS MADE	28	PRINCETON (11/18/18)
	26	NORTH DAKOTA (11/21/18)
FREE THROW ATTEMPTS	34	NORTH DAKOTA (11/21/18)
	34	PRINCETON (11/18/18)
FREE THROW PERCENTAGE	.824 (28-34)	PRINCETON (11/18/18)
	.818 (9-11)	at Fordham (11/14/18)
REBOUNDS	49	PRINCETON (11/18/18)
	46	PROVIDENCE (11/08/18)
ASSISTS	15	at Fordham (11/14/18)
	14	NORTH DAKOTA (11/21/18)
STEALS	12	STONY BROOK (11/25/18)
	10	NORTH DAKOTA (11/21/18)
BLOCKED SHOTS	5	PRINCETON (11/18/18)
	5	#24 CALIFORNIA (11/11/18)
TURNOVERS	22	STONY BROOK (11/25/18)
	22	PROVIDENCE (11/08/18)
FOULS	20	PROVIDENCE (11/08/18)
	19	PRINCETON (11/18/18)
	19	#24 CALIFORNIA (11/11/18)

**2018-19 Penn State Women's Basketball
Penn State Player High/Low Analysis (as of Nov 26, 2018)
All games**

Penn State - INDIVIDUAL GAME HIGHS

Points	34		Teniya Page vs Stony Brook (11/25/18)
	25		Teniya Page at Fordham (11/14/18)
	23		Teniya Page vs Princeton (11/18/18)
	17		Alisia Smith vs North Dakota (11/21/18)
	17		Amari Carter vs Princeton (11/18/18)
	17		Siyeh Frazier vs #24 California (11/11/18)
Field Goals Made	12		Teniya Page vs Stony Brook (11/25/18)
	10		Teniya Page at Fordham (11/14/18)
Field Goal Att.	22		Teniya Page vs Stony Brook (11/25/18)
	20		Teniya Page at Fordham (11/14/18)
FG Pct (min 5 made)	.778	(7-9)	Alisia Smith vs North Dakota (11/21/18)
	.700	(7-10)	Alisia Smith at Fordham (11/14/18)
3-Point FG Made	4		Amari Carter vs Princeton (11/18/18)
	3		Amari Carter vs Providence (11/08/18)
3-Point FG Att.	8		Amari Carter vs Princeton (11/18/18)
	7		Teniya Page vs #24 California (11/11/18)
3-Pt FG Pct (min 2 made)	.667	(2-3)	Teniya Page at Fordham (11/14/18)
	.500	(4-8)	Amari Carter vs Princeton (11/18/18)
	.500	(3-6)	Amari Carter vs Providence (11/08/18)
	.500	(2-4)	Siyeh Frazier vs #24 California (11/11/18)
Free Throws Made	10		Alisia Smith vs Princeton (11/18/18)
	9		Teniya Page vs Stony Brook (11/25/18)
Free Throw Att.	11		Teniya Page vs Stony Brook (11/25/18)
	11		Teniya Page vs Princeton (11/18/18)
FT Pct (min 3 made)	1.000	(10-10)	Alisia Smith vs Princeton (11/18/18)
	1.000	(6-6)	Amari Carter vs North Dakota (11/21/18)
	1.000	(4-4)	Alisia Smith vs Stony Brook (11/25/18)
	1.000	(4-4)	Kamaria McDaniel vs Providence (11/08/18)
	1.000	(3-3)	Siyeh Frazier vs #24 California (11/11/18)
	1.000	(3-3)	Kamaria McDaniel vs #24 California (11/11/18)
Rebounds	11		Alisia Smith vs Princeton (11/18/18)
	11		Alisia Smith vs #24 California (11/11/18)
Assists	5		Amari Carter vs North Dakota (11/21/18)
	5		Siyeh Frazier vs North Dakota (11/21/18)
	5		Karisma Ortiz at Fordham (11/14/18)
Steals	4		Siyeh Frazier vs North Dakota (11/21/18)
	4		Siyeh Frazier at Fordham (11/14/18)
	4		Alisia Smith vs #24 California (11/11/18)
Blocked Shots	3		Alisia Smith vs #24 California (11/11/18)
	2		Alisia Smith vs Princeton (11/18/18)
	2		Alisia Smith at Fordham (11/14/18)
	2		Lauren Ebo vs #24 California (11/11/18)
	2		Alisia Smith vs Providence (11/08/18)
Turnovers	6		Lauren Ebo vs Stony Brook (11/25/18)
	5		Karisma Ortiz vs Stony Brook (11/25/18)
	5		Alisia Smith vs Princeton (11/18/18)
	5		Siyeh Frazier at Fordham (11/14/18)
Fouls	5		Siyeh Frazier vs Stony Brook (11/25/18)

**2018-19 Penn State Women's Basketball
Penn State Points-Rebounds-Assists (as of Nov 26, 2018)
All games**

Opponent	Date	Score		01	02	03	04	05	11	12
				SMITH,ALIS	CARTER,AMA	ORTIZ,KARI	FRAZIER,SI	MCDANIEL,K	PAGE,TENIY	SEMION,KAY
PROVIDENCE	11/08/18	74-72	w	13-7-0	15-5-1	0-3-1	10-3-3	12-6-4	13-2-3	DNP
#24 CALIFORNIA	11/11/18	58-75	L	10-11-0	5-4-4	4-4-1	17-2-0	7-2-1	10-6-4	DNP
at Fordham	11/14/18	72-55	w	16-8-1	5-5-3	6-7-5	15-5-3	2-1-1	25-5-2	DNP
PRINCETON	11/18/18	79-71	w	16-11-1	17-5-2	7-4-2	11-7-2	5-5-0	23-6-4	0-1-0
NORTH DAKOTA	11/21/18	75-68	w	17-8-0	13-2-5	0-1-2	15-5-5	9-2-1	15-2-1	0-0-0
STONY BROOK	11/25/18	70-81	L	4-4-1	0-0-0	6-6-1	6-4-1	13-2-1	34-3-2	0-1-1

Opponent	Date	Score		22	24	33	43
				KNIZNER,LE	BREEN,SAM	EBO,LAUREN	WALLACE,BE
PROVIDENCE	11/08/18	74-72	w	DNP	9-7-1	0-6-0	2-5-0
#24 CALIFORNIA	11/11/18	58-75	L	DNP	0-2-2	1-4-1	4-3-0
at Fordham	11/14/18	72-55	w	0-0-0	3-1-0	DNP	0-0-0
PRINCETON	11/18/18	79-71	w	DNP	0-1-0	0-4-0	0-0-1
NORTH DAKOTA	11/21/18	75-68	w	DNP	DNP	6-2-0	0-0-0
STONY BROOK	11/25/18	70-81	L	0-0-0	DNP	4-1-0	3-4-0

**2018-19 Penn State Women's Basketball
Penn State Combined Team Statistics (as of Nov 25, 2018)
All games**

RECORD:	OVERALL	HOME	AWAY	NEUTRAL
ALL GAMES	4-2	3-2	1-0	0-0
CONFERENCE	0-0	0-0	0-0	0-0
NON-CONFERENCE	4-2	3-2	1-0	0-0

##	Player	gp-gs	min	avg	Total		3-Point		F-Throw		Rebounds				pf	dq	a	to	blk	stl	pts	avg
					fg-fga	fg%	3fg-fga	3fg%	ft-fa	ft%	off	def	tot	avg								
11	Teniya Page	6-6	218	36.3	40-101	.396	8-29	.276	32-43	.744	3	21	24	4.0	10	0	16	12	0	7	120	20.0
01	Alisia Smith	6-6	169	28.2	24-44	.545	0-0	.000	28-31	.903	21	28	49	8.2	20	1	3	19	9	9	76	12.7
04	Siyeh Frazier	6-6	175	29.2	27-53	.509	3-10	.300	17-23	.739	7	19	26	4.3	22	2	14	17	0	18	74	12.3
02	Amari Carter	6-6	177	29.5	18-52	.346	10-25	.400	9-9	1.000	4	17	21	3.5	10	1	15	9	2	7	55	9.2
05	Kamaria McDaniel	6-0	130	21.7	15-47	.319	2-21	.095	16-21	.762	4	14	18	3.0	7	0	8	10	1	6	48	8.0
03	Karisma Ortiz	6-0	152	25.3	10-24	.417	0-6	.000	3-5	.600	3	22	25	4.2	10	0	12	18	3	6	23	3.8
24	Sam Breen	4-0	42	10.5	4-11	.364	2-5	.400	2-4	.500	3	8	11	2.8	3	0	3	4	0	2	12	3.0
33	Lauren Ebo	5-4	77	15.4	4-14	.286	0-0	.000	3-4	.750	6	11	17	3.4	12	0	1	12	5	1	11	2.2
43	Bexley Wallace	6-2	62	10.3	3-6	.500	0-0	.000	3-4	.750	5	7	12	2.0	13	0	1	4	2	1	9	1.5
22	Leah Knizner	2-0	6	3.0	0-1	.000	0-1	.000	0-0	.000	0	0	0	0.0	0	0	0	1	0	0	0	0.0
12	Kayleigh Semion	3-0	17	5.7	0-1	.000	0-1	.000	0-0	.000	1	1	2	0.7	1	0	1	0	0	0	0	0.0
Team											11	7	18				1					
Total.....		6	1225		145-354	.410	25-98	.255	113-144	.785	68	155	223	37.2	108	4	74	107	22	57	428	71.3
Opponents.....		6	1225		163-399	.409	42-139	.302	54-76	.711	82	150	232	38.7	130	-	89	108	15	51	422	70.3

TEAM STATISTICS	PSU	OPP	Date	Opponent	Score	Att.
SCORING	428	422	11/08/18	PROVIDENCE	w 74-72	2115
Points per game	71.3	70.3	11/11/18	#24 CALIFORNIA	L 58-75	2406
Scoring margin	+1.0	-	11/14/18	at Fordham	w 72-55	639
FIELD GOALS-ATT	145-354	163-399	11/18/18	PRINCETON	Wot 79-71	2026
Field goal pct	.410	.409	11/21/18	NORTH DAKOTA	w 75-68	1881
3 POINT FG-ATT	25-98	42-139	11/25/18	STONY BROOK	L 70-81	2018
3-point FG pct	.255	.302	* - Conference game			
3-pt FG made per game	4.2	7.0				
FREE THROWS-ATT	113-144	54-76				
Free throw pct	.785	.711				
F-Throws made per game	18.8	9.0				
REBOUNDS	223	232				
Rebounds per game	37.2	38.7				
Rebounding margin	-1.5	-				
ASSISTS	74	89				
Assists per game	12.3	14.8				
TURNOVERS	107	108				
Turnovers per game	17.8	18.0				
Turnover margin	+0.2	-				
Assist/turnover ratio	0.7	0.8				
STEALS	57	51				
Steals per game	9.5	8.5				
BLOCKS	22	15				
Blocks per game	3.7	2.5				
ATTENDANCE	10446	639				
Home games-Avg/Game	5-2089	1-639				
Neutral site-Avg/Game	-	0-0				

Score by Periods	1st	2nd	3rd	4th	OT	Totals
Penn State	94	86	97	135	16	428
Opponents	102	106	113	93	8	422



1 | ALISIA SMITH

F | So./So. | 6-3
Lansing, Mich.



2 | AMARI CARTER

G | Sr./Jr. | 5-8
Washington D.C.



3 | KARISMA ORTIZ

G | Fr./Fr. | 6-0
San Jose, Calif.



4 | SIYEH FRAZIER

G | Jr./Jr. | 5-9
Detorit, Mich.



5 | KAMARIA MCDANIEL

G | So./So. | 5-10
Inkster, Mich.



11 | TENIYA PAGE

G | Sr./Sr. | 5-7
Chicago, Ill.



12 | KAYLEIGH SEMION

G | Sr./Sr. | 5-6
Dunmore, Pa.



22 | LEAH KNIZNER

G | Sr./Sr. | 5-9
Greensburg, Pa.



31 | JAIDA TRAVASCIO-GREEN

G | Jr./Jr. | 6-2
Lisle, Ill.



33 | LAUREN EBO

F | Fr./Fr. | 6-4
Washington D.C.



34 | SARAH McMURTRY

G | Sr./Sr. | 5-6
Pittsburgh, Pa.



43 | BEXLEY WALLACE

F | Fr./Fr. | 6-3
Pickerington, Ohio



COQUESE WASHINGTON

Head Coach
12th Season
Notre Dame '93



ITORO COLEMAN

Assistant Coach
Eighth Season
Clemson '00



TAMIKA JETER

Assistant Coach
Third Season
Connecticut '02



GEOFF LANIER

Assistant Coach
First Season
Southern Conn. State '92

PRONUNCIATIONS

Amari Carter
Lauren Ebo
Siyeh Frazier
Leah Knizner
Kamaria McDaniel
Karisma Ortiz
Teniya Page
Kayleigh Semion

Uh-mar-E
EE-bo
sigh-uh Frasier
KIZZ-ner
Kuh-mar-E-uh
Charisma
tuh-NYE-uh
Simm-ee-in

Alisia Smith
Jaida Travascio-Green
Coquese Washington
Itoro Coleman
Tamika Jeter
Geoff Lanier

Uh-lee-see-uh
jay-duh truh-VOSS-ee-o
ko-KWEES
E-tore-uh
Jet-ur
Jeff Lan-yer