

# LADY LION BASKETBALL

#BRINGTHEROAR

GAME 22 | PENN STATE AT OHIO STATE | FEB. 6, 2019 | 7 PM | COLUMBUS, OHIO

## 2018-19 SCHEDULE

**Date Opponent Time/Result**

### NOVEMBER

8	PROVIDENCE	W, 74-72
11	#24/RV CALIFORNIA	L, 75-58
14	at Fordham	W, 72-55
18	PRINCETON	W, 79-71 (OT)
21	NORTH DAKOTA	W, 75-68
25	STONY BROOK	L, 81-70
29	at Florida State (1)	L, 87-58

### DECEMBER

2	JACKSONVILLE	W, 80-61
5	DUQUESNE	L, 64-58
9	ST. BONAVENTURE	W, 80-65
16	AMERICAN	W, 80-59
28	#4/4 MARYLAND*	L, 77-61
31	at #RV/RV Indiana*	L, 83-75

### JANUARY

3	WISCONSIN*	W, 71-64
6	at Rutgers*	L, 74-61
12	ILLINOIS*	W, 62-48
17	OHIO STATE*	L, 76-71 (OT)
20	at #9/9 Maryland*	L, 79-67
24	at Wisconsin*	W, 65-59
27	#14/18 RUTGERS*	L, 69-61
31	at #22/22 Michigan State*	Postponed

### FEBRUARY

3	#13/12 IOWA*	L, 81-61
6	at Ohio State*	7 p.m.
10	MICHIGAN*	2 p.m.
14	at Northwestern*	8 p.m.
17	at Minnesota*	2 p.m.
21	PURDUE*	7 p.m.
24	at Illinois*	4 p.m.
27	at Michigan State*	7 p.m.

### MARCH

2	NEBRASKA*	3 p.m.
6-10	Big Ten Tournament	TBD

(1) Big Ten/ACC Challenge

\* Big Ten Opponent

HOME GAMES IN CAPS

All times Eastern Standard Time

## PENN STATE LADY LIONS

(10-11, 3-7 BIG TEN)

AT

## OHIO STATE BUCKEYES

(9-11, 5-6 BIG TEN)



VIDEO | BTN-Plus/BTN2GO

RADIO | Penn State Sports Network - 1390 AM - Jerry Fisher and Joe Putnam  
ONLINE | Live video, live audio and live stats available at GoPSUSports.com






## OPENING TIPS

- Penn State hits the road for three of its next four games and five of its next seven, beginning with a Wednesday night trip to Ohio State.
- Senior Teniya Page scored her 2,000th career point in Penn State's most recent game Sunday. She is five assists away from becoming the first-ever Lady Lion to eclipse the 2,000 points, 400 rebounds and 400 assists milestones.
- Four Lady Lions are averaging 9.5 or more points, led by Teniya Page's 19.8 ppg. Page's 19.8 ppg ranks second amongst all Big Ten players, and 23rd in Division I.

## IF PENN STATE BEATS OHIO STATE

- The Lady Lions would snap their eight-game losing streak to the Buckeyes and earn their first victory over Ohio State since Feb. 9, 2014 when Penn State beat the Buckeyes 74-54 in Columbus.
- The Lady Lions would pick up their second road win of conference play and improve to 4-7 in the Big Ten.

## LAST GAME STARTING LINEUP

		PPG	RPG	APG	MPG
	#1 Alisia Smith So./So.   F   6-3	9.9	7.4	0.4	27.3
	#2 Amari Carter Sr./Jr.   G   5-8	9.9	2.9	2.5	33.7
	#3 Karisma Ortiz Fr./Fr.   G   6-0	3.2	4.3	2.2	25.0
	#4 Siyeh Frazier Jr./Jr.   G   5-9	9.6	4.7	1.5	25.4
	#11 Teniya Page Sr./Sr.   G   5-7	19.8	3.6	3.7	36.8

## STRATEGIC COMMUNICATIONS

WBB Primary Contact .....Chelsea Vielhauer  
Office Phone ..... 814-865-8139  
Cell Phone ..... 610-937-4035  
Email ..... cpv5026@psu.edu

### WBB Secondary Contacts

Nicole Praga ..... ncp42@psu.edu  
Kevin Stoicovy ..... kjs5540@psu.edu

## LADY LION RESERVES

No.	Name	Pos.	Ht.	Cl./Elig.	PPG	RPG	APG	MPG
5	Kamaria McDaniel	G	5-9	So./So.	9.2	2.8	1.1	21.6
12	Kayleigh Semion	G	5-6	Sr./Sr.	0.0	0.7	0.3	5.0
22	Leah Knizner	G	5-9	Sr./Sr.	0.0	0.2	0.0	3.8
31	J. Travascio-Green	G	6-2	Jr./Jr.	5.8	1.8	0.4	20.1
33	Lauren Ebo	F	6-4	Fr./Fr.	4.8	5.4	0.4	19.3
34	Sarah McMurtry	G	5-6	Sr./Sr.	0.0	0.0	0.0	1.0
43	Bexley Wallace	F	6-3	Fr./Fr.	1.2	1.2	0.1	7.1

**A League Of Her Own**

- Teniya Page is on track to become the first player in Lady Lion history to eclipse 2,000 career points, 400 career assists and 400 career rebounds.
- She needs just five assists to become the first player in program history to reach all three milestones.
- As of Feb. 4, there is only one active Division I player who has accomplished all three feats. Central Michigan's Presley Hudson has tallied 2,032 points, 469 rebounds and 562 assists to date.

## TENIYA PAGE

**2,004** POINTS   **410** REBOUNDS   **395** ASSISTS

On track to become first player in program history to eclipse 2,000 career points, 400 career assists and 400 career rebounds

**38** CURRENT DOUBLE-DIGIT SCORING STREAK

**99** CAREER DOUBLE-DIGIT SCORING GAMES

**An Elite Club**

- Senior guard Teniya Page became the sixth-ever Lady Lion to reach the 2,000 career point milestone in Sunday's game against Iowa.
- Page joined the likes of former Penn State legends Kelly Mazzante (2,919 points), Maggie Lucas (2,510), Susan Robinson (2,253), Tyra Grant (2,044) and Kahadeejah Herbert (2,026) as the sixth member of the 2,000-point club.
- Her 2,004 career points rank sixth all-time on the Penn State career scoring charts and is 13th amongst all active Division I players.
- The standout has already etched her names into several of Penn State's record books:
  - Career minutes per game (35.7) - 2nd in Penn State history
  - Career 30-plus point games (8) - 2nd in Penn State history
  - Career free throws made (504) - 3rd in Penn State history
  - Career scoring average (18.2 ppg) - 4th in Penn State history

**National Girls And Women In Sports Day**

- February 6th is National Girls and Women In Sports Day and since the Lady Lions are on the road on Feb. 6, Penn State celebrated in a unique way in its most recent home game Sunday against Iowa.
- Penn State hosted 54 local girls between the ages of 7 and 13 as Lady Lion Staff Members For A Day.
- Each local girl was paired with a member of the Lady Lions' gameday staff. The staffers for a day took part in everything from public address announcing, to radio broadcasting, to learning about being a team manager, sports information director, event manager and more.
- This is the 33rd annual National Girls & Women in Sports Day, a national observance celebrating the extraordinary achievements of women and girls in sports.

**First 10**

- The first 10 games of the Big Ten regular-season are officially complete and the Lady Lions sit at 3-7 in conference play.
- Those seven losses came against some of the conference's toughest competition as the Lady Lions were paired up with the Big Ten's top two teams in Rutgers and Maryland for a pair of home-and-home series.
- The seven losses have come against teams that are a combined **36-18** in Big Ten play.
- Penn State's three conference wins were over Wisconsin (71-64 and 65-69) and Illinois (62-48).
- Teniya Page has scored 20-plus points in five of Penn State's 10 conference games. The senior guard is averaging 19.7 points, 3.5 rebounds and 3.8 assists per Big Ten game.
- Amari Carter follows with 9.3 points per conference contest thus far this season.

**PENN STATE QUICK FACTS**

**University Information**

Location..... University Park, Pa.  
 Founded..... 1855  
 Enrollment..... 40, 363 (undergrad)  
 46,270 (UP overall)  
 Nickname ..... Lady Lions  
 School Colors ..... Blue and White  
 Conference ..... Big Ten  
 President ..... Dr. Eric Barron  
 Director of Athletics ..... Sandy Barbour  
 Senior Woman Administrator ..... Charmelle Green  
 Deputy AD (WBB Administrator) ..... Lynn Holleran  
 Facility (Capacity)..... Bryce Jordan Center (15,104)  
 All-Time Record at BJC..... 262-85 (25th season)

**Basketball Staff**

Head Coach..... Coquese Washington  
 Notre Dame '92  
 Juris Doctorate - Notre Dame '97  
 Career Record: 207-162 (12th season)  
 Postseason Appearances - 7 (4 NCAA, 3WNIT)  
 Assistant Coach ..... Itoro Coleman (Clemson '00)  
 Assistant Coach ..... Tamika Jeter (Connecticut '02)  
 Assistant Coach ..... Geoff Lanier (S. Conn. St. '92)  
 Director of Ops..... Ethan Gelfand (Wake Forest '06)  
 Video Coordinator ..... Sean Sullivan (Iowa '15)  
 Strategic Specialist..... Jeanine Wasielewski  
 (Northwestern '91)  
 Dir. of Community Outreach..... Miriam Powell  
 (Gustavus Adolphus College '95)  
 Athletic Trainer ..... Caren Walls (Penn State '04)  
 Strength Coach ..... Brad Pantall (Penn State '96)  
 SID ..... Chelsea Vielhauer (Penn State '13)

**Program History**

First Year of Women's Basketball..... 1965  
 All-Time Record ..... 946-475 (55th season)  
 All-Time Big Ten Record..... 271-169 (27th season)  
 NCAA Tournament App./Last ..... 25/2014  
 NCAA Tournament Record..... 32-25  
 NCAA Regional App./Last..... 13/2014  
 NCAA Final Four App./Last..... One/2000  
 Big Ten Reg. Season Championships..... Eight  
 Big Ten Tournament Championships ..... Two

**Team Information**

2017-18 Record..... 16-16  
 Home - 11-4  
 Away - 4-9  
 Neutral - 1-3  
 Big Ten Record (finish) ..... 6-10 (11)  
 Home - 5-3  
 Away - 1-7  
 Letterwinners Returning/Lost..... 10/2  
 Starters Returning/Lost ..... 4/1  
 Big Ten Tournament..... Second Round  
 Postseason..... WNIT First Round

**#BringTheRoar**

Penn State Athletics Twitter..... @GoPSUSports  
 Women's Basketball Twitter ..... @PennStateWBB  
 Women's Basketball Instagram ..... pennstateWBB  
 Women's Basketball Facebook..... Penn State Lady  
 Lion Basketball  
 Penn State Athletics Website ..... gopsusports.com  
 Hashtags..... #BringTheRoar  
 #WeAre

**Sweet Sweep**

- Penn State is 3-7 in Big Ten play to start the conference season with the help of a season sweep over Wisconsin.
- The Lady Lions beat the Badgers 71-64 on Jan. 3 in Happy Valley before picking up a 65-59 road victory on Jan. 24 in Madison, Wisc.
- It marked Penn State's first season sweep of the Badgers since the 2011-12 season.

**Stealin' Siyeh**

- Junior Siyeh Frazier is tied for seventh in the Big Ten with 1.6 steals per game.
- Frazier has recorded three or more steals in six games this season. She was named the teams Defensive MVP a season ago.

**70-Point Plateau**

- The Lady Lions are 8-3 when scoring 70 or more points this season, while PSU is 2-8 when being held to 69 points or less.
- Penn State is 8-2 when holding its opponents to 69 or less points, and the Lady Lions are 2-9 when their opponent scores 70 or more points.

**Battle of the Boards**

- Penn State is 6-0 when outrebounding its opponents this season, compared to its 4-11 record when rebounds are tied or in favor of the opponent.
- In PSU's three Big Ten wins, the Lady Lions held a combined +1.3 rebound edge, compared to its -8.4 margin in the seven Big Ten losses.

**SCOUTING THE OPPOSITION**

**2018-19 OHIO STATE BUCKEYES**

- The Buckeyes enter Wednesday's midweek battle with a 9-11 overall record and 5-6 mark in conference play.
- Ohio State's five Big Ten wins have come over then-#25 Indiana (55-50), then-#17 Michigan State (65-55), Penn State (76-71 OT), Minnesota (65-55) and Illinois (78-70).
- The Buckeyes suffered a 76-59 setback at Northwestern Sunday afternoon in their most recent game. The loss snapped a two-game win streak.
- Dorka Juhasz paces OSU with 11.7 points and 8.1 rebounds per game. Carly Santoro follows with 11.4 points per contest.

**AGAINST THE BUCKEYES**

- Ohio State has won the last eight matchups dating back to 2014, but Penn State still holds a 36-29 edge in the all-time series.
- Penn State is 13-12 all-time in road games against the Buckeyes.
- The Lady Lions came out on the short end of a game of runs as Ohio State dealt the Lady Lions a tough 76-71 overtime loss in the season's first meeting on Jan. 17 at the Bryce Jordan Center.
- The Lady Lions use a 28-2 run to turn a six-point deficit into an 18-point lead during a 10-minute stretch in the third and fourth quarters. Ohio State answered back with a 22-4 streak in the final six minutes of the game to force overtime, before outscoring the Lady Lions 9-4 in the extra frame.
- Teniya Page led Penn State with 19 points. Amari Carter and Karisma Ortiz added 12 points apiece, while Siyeh Frazier chipped in 11.

**BY THE NUMBERS**

	<b>Penn State</b>	<b>Ohio State</b>
Scoring Offense	68.5	61.2
Scoring Defense	69.9	65.1
Scoring Margin	-1.4	-3.8
Field Goal Pct.	39.5	39.3
Field Goal Pct. Defense	42.1	39.4
Free Throw Pct.	72.7	65.9
3FG Made Per Game	5.3	5.9
3FG Pct.	29.2	32.2
3FG Pct. Defense	33.2	32.6
Rebounding	36.6	36.0
Rebounding Allowed	39.6	36.8
Rebounding Margin	-3.0	-0.7
Assists	11.9	12.5
Steals	7.7	7.5
Turnovers	15.0	17.1

**INSIDE THE SERIES**

Overall:	Penn State leads, 36-29
Last Meeting:	Jan. 17, 2019 - Ohio State, 76-71 (OT)
Current Streak:	Ohio State, 8
Against Ohio State at Home:	19-11
Against Ohio State on the Road:	13-12
Neutral Locations Against Ohio State:	4-6
<b>Last Five Meetings:</b>	
Jan. 17, 2019 (Home)	Ohio State, 76-71 (OT)
Feb. 25, 2018 (Home)	Ohio State, 89-64
Jan. 31, 2018 (Away)	Ohio State, 94-64
Feb. 1, 2017 (Away)	Ohio State, 87-72
Feb. 14, 2016 (Home)	Ohio State, 77-63

### Time Out For Reading

- This year the Big Ten women's basketball teams partnered with Reading Plus to help encourage and motivate students to read. For 12 weeks, elementary school students will get the chance to show off their reading skills while representing a Big Ten women's basketball team. The Lady Lions are paired up with the Young Scholars of Central PA. The goal is to show the connection between sports and reading and encourage students to enjoy them both.

### This Is BIG

- Penn State enters its 27th season as a member of the Big Ten Conference and has enjoyed immense success since becoming a member of the storied conference in 1992-93.
- The Lady Lions own a winning record against nine of the 13 other Big Ten programs.
- The Lady Lions own an all-time mark of 271-169 in Big Ten play, with marks of 162-60 at home and 109-109 on the road.
- Penn State's eight regular-season championships since 1993-94 are tied for the most won by any Big Ten team during that span. Ohio State has also won eight regular-season titles during that span. The Lady Lions also own a pair of Big Ten Tournament titles, winning in 1995 and 1996.

### Non-Conference Wrap Up

- The Lady Lions wrapped up non-conference action with a 7-4 record and won their last two non-conference games of the season.
- Four of those seven wins came in comeback fashion as Penn State erased at least a nine-point deficit to come back and win in its first four victories of the season.
- The most dominant win of the season came when the Lady Lions took down defending Patriot League Champion and 2018 NCAA Tournament competitor American 80-59 on Dec. 16 in the non-conference finale.

### The Big 200

- Head Coach Coquese Washington picked up her 200th career win with PSU's 79-71 overtime victory against Princeton on Nov. 18.
- Over her 11-plus seasons on the Penn State sidelines, Washington has enjoyed three Big Ten regular-season championships and seven national postseason appearances, including four NCAA Tournament berths.
- Washington became the sixth active Big Ten women's basketball coach to earn 200-plus victories at their current institution.

### Lady Lions On The Biggest Stage

- Three former Lady Lions suited up in the 2018 WNBA playoffs as Penn State's power was felt on the sport's biggest stage.
- Alex Bentley ('13) averaged 15.6 points per game in the WNBA Semifinals as her second-seeded Atlanta Dream team dropped a tight 3-2 series to the Washington Mystics.
- WNBA veteran Tanisha Wright ('05) suited up for the Minnesota Lynx in their first-round action at the Los Angeles Sparks. Maggie Lucas ('14) joined the Dallas Wings for the team's first-round playoff game at Phoenix.
- Under head coach Coquese Washington, Penn State has seen four pupils drafted – Bentley, Tyra Grant, Nikki Greene and Lucas - and three more sign free agent contracts – Ariel Edwards, Kam Gissendanner and Zhaque Gray.
- Overall, Penn State has seen 15 Lady Lions selected in the WNBA Draft, including seven picked in the first 20 selections of the event.

### iHola España!

- Penn State enjoyed a once in a lifetime experience this summer when the Lady Lions embarked on a 10-day tour of Spain. It marked the first foreign tour for the Lady Lions since a 2012 trip to Italy and France.
- Penn State spent time in the famous cities of Madrid, Valencia and Barcelona, while also playing three exhibition games against foreign competition. The Lady Lions went 2-1 on the trip with wins over CD CREF Madrid (108-81) and the Valencia All-Stars (87-80) and a narrow 76-70 loss to reigning Slovenian/Adriatic League Champion ZKK Cinkarna Celje.

## MEDIA INFORMATION

### WASHINGTON AVAILABILITY

Coach Washington will be available at weekly media sessions, the next few of which are listed below. Interview requests outside of these availabilities should be arranged through Chelsea Vielhauer in the Strategic Communications office.

Tuesday Feb. 12 - 10:45 a.m. - BJC Practice Gym  
 Tuesday Feb. 19 - 10:45 a.m. - BJC Practice Gym  
 Tuesday Feb. 26 - 10:45 a.m. - BJC Practice Gym

### PLAYER INTERVIEWS

All student-athlete interviews must be arranged through Chelsea Vielhauer at least 72 hours in advance. Players will generally be available on a weekly basis throughout the season, in conjunction with head coach Coquese Washington's weekly availability. Interviews will not be granted on game day prior to tip-off. Player phone numbers will not be released. Following games, requested Penn State student-athletes will be brought to the postgame media interview room. The Penn State locker room is closed.

### CREDENTIALS

Single game and season press credentials are issued to accredited members of the working media only. Requests for credentials should be directed to Chelsea Vielhauer at least one week in advance of each game. Press credentials can be picked up at Media Will Call, which is located at the Media/Team entrance, on the south side of the Bryce Jordan Center, across from the Penn State Lacrosse Complex.

### PHOTOGRAPHERS

A photo pass must be issued to gain access courtside in the Bryce Jordan Center. Please contact Chelsea Vielhauer one week in advance for photo passes. Courtside photographers must follow NCAA guidelines, which prohibit entry to the bench areas and the stands, and must remain seated at all times.

### RADIO NETWORKS

The Penn State Sports Network originates from the first row of Booth C23 in the press area. Visiting radio stations are located on the first row of Booth C22 in the press area. Visiting radio is provided Ethernet, POTS and ISDN connections.

### PRESS ROW SEATING

The press seating area is located atop section 122 and 123 of the Bryce Jordan Center. Please allow several minutes when taking the elevator to the press room or media seating areas.

### GAME NOTES

Game notes will be provided at least 24 hours in advance of each game. Penn State, Big Ten and opposing team game notes will be available in the Media Room two hours prior to each game. If you would like to receive game notes via email, please contact Chelsea Vielhauer in the Strategic Communications office.



NATIONAL POLLS

AP TOP 25 - Week 14

Rank	Team	Record	Pts.	Prev.
1.	Baylor (25)	19-1	697	1
2.	Louisville (3)	21-1	668	3
3.	Oregon	21-1	632	4
4.	Notre Dame	21-2	608	5
5.	UConn	19-2	596	2
6.	Mississippi State	21-1	578	6
7.	Oregon State	19-3	513	9
8.	Marquette	19-3	483	10
9.	NC State	21-1	470	7
<b>10.</b>	<b>Maryland</b>	<b>19-2</b>	<b>459</b>	<b>11</b>
11.	Stanford	18-3	447	8
12.	South Carolina	16-5	352	16
13.	Gonzaga	21-2	316	15
14.	Texas	18-4	313	12
15.	Syracuse	17-4	303	18
<b>16.</b>	<b>Iowa</b>	<b>17-5</b>	<b>279</b>	<b>13</b>
17.	Utah	18-3	209	14
18.	Texas A&M	18-4	206	20
19.	Kentucky	18-5	173	19
20.	Arizona State	15-6	160	21
	<b>Rutgers</b>	<b>17-5</b>	<b>160</b>	<b>17</b>
22.	Iowa State	17-5	150	23
<b>23.</b>	<b>Michigan State</b>	<b>16-5</b>	<b>130</b>	<b>22</b>
<b>24.</b>	<b>Florida State</b>	<b>19-3</b>	<b>111</b>	<b>24</b>
25.	Miami	19-5	20	RV

**Receiving Votes:** South Dakota (17), North Carolina (13), UCF (10), Missouri (7), West Virginia (5), New Mexico (4), Drake (3), **California (2)**, **Minnesota (2)**, Rice (2), BYU (1), Central Michigan (1)

USA TODAY COACHES POLL - Week 13

Rank	Team	Record	Pts.	Prev.
1.	Baylor (19)	17-1	779	3
2.	UConn (11)	18-1	774	2
3.	Louisville	19-1	721	4
4.	Oregon (1)	19-1	692	5
5.	Notre Dame (1)	19-2	685	1
6.	Mississippi State	19-1	652	6
7.	NC State	20-0	619	8
8.	Stanford	17-2	546	7
9.	Marquette	18-3	542	9
<b>10.</b>	<b>Maryland</b>	<b>18-2</b>	<b>512</b>	<b>10</b>
11.	Oregon State	17-3	493	11
<b>12.</b>	<b>Iowa</b>	<b>16-4</b>	<b>422</b>	<b>15</b>
13.	Gonzaga	19-2	350	17
14.	Texas	17-4	326	13
15.	Kentucky	17-4	297	12
16.	Syracuse	16-4	285	14
17.	Utah	18-1	255	24
18.	South Carolina	14-5	254	20
<b>19.</b>	<b>Rutgers</b>	<b>16-4</b>	<b>219</b>	<b>18</b>
20.	Arizona State	14-6	202	16
<b>21.</b>	<b>Florida State</b>	<b>17-3</b>	<b>174</b>	<b>19</b>
<b>22.</b>	<b>Michigan State</b>	<b>15-5</b>	<b>165</b>	<b>21</b>
23.	Miami	18-4	130	23
24.	Texas A&M	16-4	105	25
25.	Iowa State	15-5	98	22

**Receiving Votes:** Drake (35), New Mexico (13), South Dakota (13), **California (12)**, DePaul (10), UCF (5), Missouri (4), BYU (4), Troy (4), Arkansas (2), West Virginia (1)

\*Bold denotes 2018-19 opponent

2018-19 AWARDS AND HONORS

Teniya Page

- Senior CLASS Award Final 30 Candidate
- Consensus Preseason All-Big Ten
- Ann Meyers Drysdale Award 20-person Preseason Watch List - Honors nation's top shooting guard

MISCELLANEOUS STATISTICS

Games Led Penn State in Scoring

Page.....	14
Carter.....	2
McDaniel.....	2
Smith.....	2
Frazier.....	1

Games Led Penn State in Rebounds\*

Smith.....	12
Ebo.....	4
Frazier.....	2
Breen.....	1
Carter.....	1
McDaniel.....	1
Ortiz.....	1
Page.....	1

Games Led Penn State in Assists\*

Page.....	14
Ortiz.....	6
Carter.....	5
Frazier.....	2
McDaniel.....	2

Games Double-Figure Scoring

Page.....	21
Frazier.....	13
Smith.....	11
Carter.....	10
McDaniel.....	9
Ebo.....	2
Ortiz.....	1
Travascio-Green.....	1

Games With 20 or more Points

Page.....	10
McDaniel.....	1

Games With 10 or more Rebounds

Smith.....	5
Ebo.....	2
Frazier.....	1

Games With 5 or more Assists

Page.....	4
Ortiz.....	3
Carter.....	2

Double-Doubles

Smith.....	5
Ebo.....	1
Frazier.....	1

\*includes tied for team lead

**PENN STATE WHEN...**

Played at home	8-7
Played on the road	2-4
Played at a neutral location	0-0
vs. Top 10 teams	0-2
vs. Top 25 teams	0-5
Games decided by 3 points or less	1-0
Games decided by 4-10 points	4-4
Games decided by 11-19 points	4-5
Games decided by 20 points or more	1-2
Led at the half	7-2
Trailed at the half	2-8
Was tied at the half	1-1
Went to overtime	1-1
Went to double overtime	0-0
Scored 90 or more points	0-0
Scored 80-89 points	3-0
Scored 70-79 points	5-3
Scored 60-69 points	2-5
Scored 50-59 points	0-3
Scored fewer than 50 points	0-0
Allowed 90 or more points	0-0
Allowed 80-89	0-4
Allowed 70-79	2-5
Allowed 60-69	4-2
Allowed 50-59	3-0
Allowed fewer than 50 points	1-0
Shot 50% or more	0-0
Shot 40-49%	7-4
Shot 30-39%	3-6
Shot under 30%	0-1
Allowed 50% or more	1-2
Allowed 40-49%	3-8
Allowed 30-39%	6-1
Allowed under 30%	0-0
Shot better from the field	7-2
Shot same/worse from the field	3-9
Shot better from the FT line	7-4
Shot same/worse from the FT line	3-7
Outrebounded opponents	6-0
Was outrebounded	3-10
Tied opponent in rebounding	1-1
Committed fewer turnovers	7-6
Committed more turnovers	3-5
Turnovers are even	0-0
Committed 15 or more turnovers	4-8
Committed 14 or less turnovers	5-3
Records 7 or more steals	7-7
Records 6 or less steals	3-4
PSU wins the tip	5-5
Opponent wins the tip	5-6

**LADY LIONS...**

<b>By Time</b>		
Day Game (before 5 p.m. local)	6-6	
Night Game	4-5	
<b>By Month</b>		
November	4-3	
December	3-3	
January	3-4	
February	0-1	
March	0-0	
<b>By Day</b>		
Sunday	4-6	
Monday	0-1	
Tuesday	0-0	
Wednesday	2-1	
Thursday	3-2	
Friday	0-1	
Saturday	1-0	
<b>Vs. The Conferences</b>		
ACC	0-1	
America East	0-1	
Atlantic 10	2-1	
Atlantic Sun	1-0	
Big East	1-0	
Big Ten	3-7	
Ivy League	1-0	
PAC-12	0-1	
Patriot League	1-0	
Summit League	1-0	

**BIG TEN STANDINGS**

	<b>Big Ten</b>		<b>Overall</b>	
	<b>W-L</b>	<b>Pct.</b>	<b>W-L</b>	<b>Pct.</b>
Rutgers	9-2	.818	17-5	.773
Maryland	9-2	.818	20-2	.909
Iowa	8-3	.727	17-5	.773
Northwestern	7-4	.636	14-8	.636
Michigan St.	6-4	.600	16-5	.762
Indiana	6-5	.545	17-6	.739
Purdue	6-5	.545	15-9	.625
Michigan	5-6	.455	14-9	.609
Nebraska	5-6	.455	10-12	.455
Ohio State	5-6	.455	9-11	.450
Minnesota	4-7	.364	15-7	.682
Penn State	3-7	.300	10-11	.476
Wisconsin	2-9	.182	11-12	.478
Illinois	1-10	.091	9-13	.409



**This Week Around the BIG**

**Wednesday, Feb. 6**

Minnesota at Indiana	7 p.m.
Penn State at Ohio State	7 p.m.

**Thursday, Feb. 7**

Northwestern at Maryland	6:30 p.m.
Nebraska at Michigan	7 p.m.
Illinois at Purdue	7 p.m.
Michigan State at Iowa	9 p.m.

**Sunday, Feb. 10**

Northwestern at Minnesota	2 p.m.
Michigan at Penn State	2 p.m.
Maryland at Rutgers	2 p.m.
Wisconsin at Illinois	3 p.m.
Purdue at Nebraska	3 p.m.
Iowa at Ohio State	4 p.m.

**BIG Media Services**

**Big Ten Weekly Release/Statistics**

The Big Ten Conference women's basketball release, with standings and statistics, is available at [www.bigten.org](http://www.bigten.org).

**Big Ten Player of the Week**

The Big Ten Conference announced Players of the Week every Monday during the regular season.

**Big Ten Tournament**

The 2018 Big Ten Women's Basketball Tournament is scheduled for Feb. 28-March 4 at Bankers Life Fieldhouse in Indianapolis, Ind. For media credential information, contact the Big Ten Conference office at (847) 696-1010 ext. 146.

**2018-19 Penn State Women's Basketball Roster**

No.	Name	Class/Elg.	Pos.	Ht.		Hometown High School
1	Alisia Smith	So./So.	F	6-3	Lansing, Mich.	Waverly
2	Amari Carter	Sr./Jr.	G	5-8	Washington D.C.	St. John's College
3	Karisma Ortiz	Fr./Fr.	G	6-0	San Jose, Calif.	Archbishop Mitty
4	Siyeh Frazier	Jr./Jr.	G	5-9	Detroit, Mich.	Renaissance
5	Kamaria McDaniel	So./So.	G	5-10	Inkster, Mich.	Dearborn Heights Robichaud
11	Teniya Page	Sr./Sr.	G	5-7	Chicago, Ill.	Marian Catholic
12	Kayleigh Semion	Sr./Sr.	G	5-6	Dunmore, Pa.	Dunmore
22	Leah Knizner	Sr./Sr.	G	5-9	Greensburg, Pa.	Hempfield Area
31	Jaida Travascio-Green	Jr./Jr.	G	6-2	Lisle, Ill.	Downers Grove North
33	Lauren Ebo	Fr./Fr.	F	6-4	Washington D.C.	Riverdale Baptist
34	Sarah McMurtry	Sr./Sr.	G	5-6	Pittsburgh, Pa.	Upper St. Clair
43	Bexley Wallace	Fr./Fr.	F	6-3	Pickerington, Ohio	Pickerington Central

**Head Coach:** Coquese Washington (Notre Dame '92, Juris Doctorate Notre Dame '97), 12th season

**Assistant Coach:** Itoro Coleman (Clemson '00), 8th season

**Assistant Coach:** Tamika Jeter (Connecticut '02), 3rd season

**Assistant Coach:** Geoff Lanier (Southern Connecticut State '92), 1st season

**Director of Basketball Operations:** Ethan Gelfand (Wake Forest '06), 8th season

**Director of Scouting and Technology Operations:** Sean Sullivan (Iowa '15), 2nd season

**Strategic Specialist:** Jeanine Wasielewski (Northwestern '91), 2nd season

**Director of Community Outreach:** Miriam Powell (Gustavus Adolphus College '95), 3rd season

**Athletic Trainer:** Caren Walls (Penn State '04), 2nd season

**Performance Enhancement Coach:** Brad Pantall (Penn State '96), 13th season

**PRONUNCIATIONS:**

Amari Carter	Uh-mar-E	Kayleigh Semion	Simm-ee-in
Lauren Ebo	EE-bo	Alisia Smith	Uh-lee-see-uh
Siyeh Frazier	sigh-uh Frasier	Jaida Travascio-Green	jay-duh truh-VOSS-ee-o
Leah Knizner	KIZZ-ner	Coquese Washington	ko-KWEES
Kamaria McDaniel	Kuh-mar-E-uh	Itoro Coleman	E-tore-uh
Karisma Ortiz	Charisma	Tamika Jeter	Jet-ur
Teniya Page	tuh-NYE-uh	Geoff Lanier	Jeff Lan-ear



THE LAST TIME...

SCORING

Player scored 20 points: Teniya Page (20); at Maryland 1/20/19  
 Player scored 25 points: Teniya Page (27); Jacksonville, 12/2/18  
 Player scored 30 points: Teniya Page (34); Stony Brook, 11/25/18  
 Player scored 35 points: Teniya Page (38); vs. Illinois, 2/28/18  
 Player scored 40 points: Kelly Mazzante (49); Minnesota, 12/28/01  
 Two players w/ 20 points: Amari Carter (21) & Jaida Travascio-Green (20); at Wisconsin, 1/14/18  
 Three players w/ 20 pts.: Spann (22), Moore (21), Mitchell (20); Wagner, 12/7/14  
 Two players w/ 25 points: Teniya Page (27) & Brianna Banks (25); Northwestern, 12/31/15  
 Player scored 25 points/3 consecutive games: Maggie Lucas  
 32, at Indiana, 2/13/14; 25 Wisconsin, 2/16/14; 26, Northwestern, 2/20/14

Five in double figures: Providence, 11/8/18  
 Amari Carter (15), Teniya Page (13), Alisia Smith (13), Kamaria McDaniel (12), Siyeh Frazier (10)  
 Six in double figures: at Oakland, 11/18/10  
 Alex Bentley (15), Ariel Edwards(16), Zhaque Gray (16) , Maggie Lucas (13), Mia Nickson (10), Gizelle Studevent (10), Julia Trogele(10)  
 Seven in double figures: at Oakland, 11/18/10  
 Alex Bentley (15), Ariel Edwards (16), Zhaque Gray (16), Maggie Lucas (13), Mia Nickson (10), Gizelle Studevent (10), Julia Trogele(10)

PSU scored 50 points in a half: 50 (2nd); at Indiana, 12/31/18  
 PSU scored 55 points in a half: 64 (1st); Saint Peter's, 11/13/16  
 PSU scored 60 points in a half: 64 (1st); Saint Peter's, 11/13/16  
 PSU scored 50 points in both halves: 55 (1st) & 62 (2nd); St. Francis (Pa.), 11/8/13  
 PSU scored 55 points in both halves: 55 (1st) & 62 (2nd); St. Francis (Pa.), 11/8/13  
 PSU scored fewer than 20 points in a half: 17 (1st); Virginia Tech, 3/23/17  
 PSU scored fewer than 15 points in a half: 14 (1st); at Maryland, 2/23/14  
 PSU scored 100 points: 106; Saint Peter's, 11/13/16  
 PSU scored 100 points in Big Ten game: 101; Illinois, 2/15/01  
 PSU scored 100 points in a home game: 106; Saint Peter's, 11/13/16  
 PSU scored fewer than 50 points in a game: 48; vs. Michigan, 3/1/18  
 PSU scored fewer than 50 points in a Big Ten game: 45; at Rutgers, 12/31/16  
 PSU scored fewer than 40 points in a game: 34; at Maryland, 2/23/14

OPP scored 50 points in a half: 56; at Indiana, 12/31/18  
 OPP scored 100 points: 101; at Minnesota, 2/11/18  
 OPP scored 100 points in Big Ten game: 101; at Minnesota, 2/11/18  
 OPP scored fewer than 50 points in a game: 48; Illinois, 1/12/19  
 OPP scored fewer than 50 points in a Big Ten game: 48; Illinois, 1/12/19  
 OPP scored 40 or fewer points in a game: 40; Wisconsin, 1/17/13  
 OPP scored 30 or fewer points in a game: 28; Virginia Tech, 12/6/11  
 OPP scored 20 or fewer points in a game: 16; at Fairleigh Dickinson, 3/6/71

FIELD GOAL SHOOTING

Player made every shot from the field (min. 7): Amanda Brown (8-8); Michigan State, 1/25/07  
 PSU shot 55% or better in a game: .558; Fordham, 12/6/17  
 PSU shot 55% or better in consecutive games: .682; vs. Northwestern, 3/2/96 & .585; vs. Ohio State, 3/3/96  
 PSU shot 60% in a game: .611; Illinois, 2/20/13  
 PSU shot below 30% in a game: .292; #24 Cal, 11/11/18  
 PSU shot below 25% in a game: .224; vs. Michigan State, 3/9/13  
 PSU shot below 35% in a game and won: .288; Wake Forest, 11/30/17  
 PSU shot below 30% in a game and won: .288; Wake Forest, 11/30/17  
 PSU shot 70% in a half: .714 (2nd); Virginia Tech, 12/6/11  
 PSU shot 65% in a half: .680 (2nd); at Georgetown, 12/8/13  
 PSU shot 60% in a half: .625 (2nd); at Indiana, 12/31/18  
 PSU shot 55% in a half: .625 (2nd); at Indiana, 12/31/18  
 PSU shot 55% in both halves: .586 (1st) & .640 (2nd); Illinois, 2/20/13  
 PSU shot below 25% in a half: .179 (1st); Rutgers, 1/27/19  
 PSU shot below 20% in a half: .179 (1st); Rutgers, 1/27/19

THREE-POINT SHOOTING

Player made every shot from the field (min. 4): Kaliyah Mitchell (4-4); at Holy Cross, 12/7/16  
 Player made 5 three-pointers in a game: Teniya Page (5-9); Jacksonville, 12/2/18  
 Player made 6 three-pointers in a game: Jaida Travascio-Green (6); at Wisconsin, 1/14/18  
 Player made 7 three-pointers in a game: Jaida Travascio-Green (7); Drexel, 11/12/17  
 Player made 8 three-pointers in a game: Maggie Lucas (8); at Nebraska, 3/3/13  
 Player made 4 three-pointers in a half: Jaida Travascio-Green (4, 1st); at Wisconsin, 1/24/19  
 Player made 5 three-pointers in a half: Teniya Page (5, 2nd); Jacksonville, 12/2/18  
 Player made 6 three-pointers in a half: Jaida Travascio-Green (6, 2nd); Drexel, 11/12/17  
 Player attempted 10 three-pointers in a game: Jaida Travascio-Green (10); at Ohio State, 1/31/18  
 PSU made 10 three-pointers: 12, at Wisconsin, 1/14/18  
 PSU did not make a three-pointer: at Maryland (0-5), 2/23/15  
 PSU attempted 20 three-pointers: 21, Rutgers, 1/27/19  
 PSU attempted 25 three-pointers: 25, Maryland, 12/28/18  
 PSU attempted 30 three-pointers: 30, vs. Kansas State, 11/25/17  
 PSU shot 60% 3FG (min. 5 att.): .636 (7-11); at Northwestern, 2/17/16

FREE THROW SHOOTING

Player made every shot from FT line (min. 10): Teniya Page (10-10); at Indiana, 12/31/18  
 PSU shot 90% (min. 10 att.): .905 (19-21); Northwestern, 2/14/18  
 PSU shot below 50% (min. 10 att.): .333 (4-12); at Maryland, 2/23/15  
 PSU made 30 free throws: 37; St. Francis (Pa.), 11/8/13  
 PSU made fewer than five FTs: 3; at Wisconsin, 1/14/18  
 PSU attempted 40 free throws: 40; USF, 12/21/16  
 PSU attempted fewer than five FTs: 4; at Wisconsin, 1/10/16

REBOUNDS

Player had 15 rebounds: De'Janae Boykin (19); Drexel, 11/12/17  
 Player had 20 rebounds: Nikki Greene (20); at Cal State Northridge, 11/24/12  
 Two players w/ 10-plus rebounds: at American, 12/20/17; Teniya Page (13), Alisia Smith (10)  
 Three players w/ 10-plus rebounds: Northwestern, 12/31/15; Candice Agee (13), Peyton Whitted (13), Kaliyah Mitchell (11)  
 PSU had 60 rebounds: 62; Northwestern, 12/31/15  
 PSU had 50 rebounds: 52; Drexel, 11/12/17  
 PSU had 20 or fewer rebounds: 20; at Purdue, 1/28/18  
 PSU had 25 offensive rebounds: 25; vs. Minnesota, 3/2/17  
 PSU had 20 offensive rebounds: 21; Illinois, 1/23/18  
 OPP had 20 or fewer rebounds: 20; at Indiana, 2/13/11

BLOCKED SHOTS

Player blocked 5 shots: Jaylen Williams (6); vs. Michigan, 3/1/18  
 Player blocked 6 shots: Jaylen Williams (6); vs. Michigan, 3/1/18  
 Player blocked 7 shots: Talia East (7); Purdue, 1/12/14  
 PSU blocked 10 shots: 15, Jacksonville, 12/2/18  
 PSU blocked 0 shots: at Iowa, 2/8/18

ASSISTS

Player had 10 assists: Dara Taylor (10); Minnesota, 1/26/14  
 Player had 15 assists: Alex Bentley (15); North Carolina, 11/30/11  
 Player had 10 assists/consecutive games: Helen Darling  
 at LaSalle, 12/8/99 (12), vs. Auburn, 12/11/99 (11), vs. Clemson, 12/19/99 (10)  
 PSU has 20 assists: 22; American, 12/16/18  
 PSU had 25 assists: 28; Saint Peter's, 11/13/16  
 PSU had 30 assists: 32; St. Francis (Pa.), 12/2/99  
 PSU had fewer than 10 assists: 9; at Maryland, 1/20/19  
 PSU had fewer than 5 assists: 4; at St. Bonaventure, 12/12/15

STEALS

Player had 7 steals: Siyeh Frazier (8); Siena, 11/10/17  
 Player had 8 steals: Siyeh Frazier (8); Siena, 11/10/17  
 PSU had 20 steals: 21; Bucknell, 12/28/10

TURNOVERS

PSU committed 20 or more: 21; at Indiana, 12/31/18  
 PSU committed 30 or more: 38; Rutgers, 1/10/15  
 PSU committed 20 or more and won: 21; Princeton, 11/18/18  
 PSU committed 10 or fewer: 10; at Maryland, 1/20/19  
 PSU committed 5 or fewer: 5; American, 12/16/18  
 PSU committed 10 or fewer in consecutive games: St. Bonaventure (9), 12/9/18; American (5), 12/16/18  
 PSU committed 10 or fewer in three-straight games: Wisconsin (6), 1/16/17; Nebraska (10), 1/19/17; at Indiana (10), 1/23/17

DOUBLE-DOUBLES

Points & rebounds: Alisia Smith (14 p, 11 r); Illinois, 1/12/19  
 Points & rebounds/consecutive games: Alisia Smith  
 at Rutgers, 1/6/19 (15 p, 10 r), Illinois, 1/12/19 (14 p, 11 r)  
 Points & rebounds/3 consecutive games: Amanda Brown  
 at Northwestern, 2/11/07 (19 p, 17 r), Minnesota, 2/15/07 (14 p, 10 r), at Iowa, 2/18/07 (14 p, 11 r)  
 Points & rebounds/4 consecutive games: Angie Potthoff  
 vs. Northwestern, 1/31/97; at Illinois, 2/2/97; Michigan, 2/7/97; Indiana, 2/9/97; Iowa, 2/16/97;  
 Michigan State, 2/21/97  
 Points & rebounds/5 consecutive games: Angie Potthoff  
 vs. Northwestern, 1/31/97; at Illinois, 2/2/97; Michigan, 2/7/97; Indiana, 2/9/97; Iowa, 2/16/97;  
 Michigan State, 2/21/97  
 Points & assists: Dara Taylor (15 p, 10 a); Minnesota, 1/26/14  
 Points & assists/consecutive games: Helen Darling  
 at La Salle, 12/8/99 (12 p, 12 a), vs. Auburn, 12/11/99 (10 p, 11 a)  
 Two players had double-doubles: Teniya Page (19 p, 13 r), Alisia Smith (10 p, 10 r)  
 Ohio State, 2/20/12  
 Three players had double-doubles: Nikki Greene (25 p, 15 r), Mia Nickson (18 p, 15 r), Maggie Lucas (12 p, 10 r)  
 15 points & 15 rebounds: Peyton Whitted (17 p, 16 r); at Tennessee, 11/18/15  
 20 points and 10 rebounds: Peyton Whitted (22 p, 11 r); Holy Cross, 11/13/15



**THE LAST TIME...**

**MARGIN OF VICTORY**

PSU won by 20-30 points: American (21), 12/16/18  
 PSU won by 31-40 points: Manhattan (32), 12/3/17  
 PSU won by 41-50 points: Saint Peter's (56), 11/3/16  
 PSU won by 51+ points: Saint Peter's (56), 11/3/16

PSU won by 20-29 points in a Big Ten game: Ohio State (20), 2/9/14  
 PSU won by 30-39 points in a Big Ten game: Wisconsin (30), 1/16/17  
 PSU won by 40+ points in a Big Ten game: Wisconsin (44), 1/17/13  
 PSU won consecutive Big Ten games by 20+ pts.:  
 Wisconsin (44), 1/17/13; Nebraska (22), 1/13/13; at Michigan State (21), 1/6/13

PSU lost by 20-29 points: Iowa (20), 2/3/19  
 PSU lost by 30+ points: at Minnesota (33), 2/11/18  
 PSU lost by 20-29 points in a Big Ten game: Iowa (20), 2/3/19  
 PSU lost by 30+ points in a Big Ten game: at Minnesota (33), 2/11/18

**MISCELLANEOUS**

Led PSU in points/rebounds/assists: Teniya Page (24 pts., 8 rebs., 3 assts.); at Indiana, 12/31/18  
 Scored game-winning points w/ less than 10 seconds: Sam Breen; Providence, 11/8/18  
 Tied 72-72; Hit 2-of-2 FTs with 0.4 seconds remaining  
 Hit game-winning field goal w/ less than 10 seconds: Julia Trogele; at Illinois, 1/27/11  
 Tied 65-65; Layup w/ :09.1 remaining

Player played every minute: Teniya Page (40); at Rutgers, 1/6/19  
 Player played more than 40 minutes: Teniya Page (42); Ohio State, 1/17/19  
 Committed 10 or fewer fouls: Minnesota (6), 1/10/18  
 Committed 30 or more fouls: at Indiana (33), 12/31/18  
 PSU rallied from a 10-pt. deficit to win: North Dakota, 11/21/18  
 Down 11 at 4:49 in 4th quarter -- won 75-68  
 Providence, 11/8/18  
 Down 15 at 2:30 in 3rd quarter -- won 74-72  
 Ohio State, 1/17/19

PSU rallied from a 15-pt. deficit to win: OPP rallied from a 10-pt. deficit to beat PSU: PSU led by 18 at 7:01 in 4th quarter -- Ohio State won, 76-71 (OT)  
 OPP rallied from a 15-pt. deficit to beat PSU: Ohio State, 1/17/19  
 PSU led by 18 at 7:01 in 4th quarter -- Ohio State won, 76-71 (OT)

PSU had a 5-game winning streak: 11/10/17-11/20/17 (Five Games)  
 PSU had a 10-game winning streak: 12/9/12 - 1/27/13 (11 Games)  
 PSU had a 5-game losing streak: 1/3/16-1/17/16 (Five Games)  
 PSU went undefeated at home: 14-0; 2012-13 season  
 PSU sold out the BJC: Purdue, 2/29/04

**CAREER RECORD WATCH**

**CAREER SCORING (GAMES)**

1.	2,919	Kelly Mazzante (133), 2001-04
2.	2,510	Maggie Lucas (132), 2011-14
3.	2,253	Susan Robinson (122), 1989-92
4.	2,044	Tyra Grant (122), 2006-10
5.	2,026	Kahadeejah Herbert (126), 1981-85
<b>6.</b>	<b>2,004</b>	<b>Teniya Page (110), 2015-present</b>
7.	1,995	Tanisha Wright (134), 2001-05
8.	1,897	Suzie McConnell (128), 1984-88
9.	1,789	Alex Bentley (131), 2009-13
10.	1,725	Angie Potthoff (111), 1992-97

**CAREER FIELD GOALS MADE**

1.	1,051	Kelly Mazzante (133), 2001-04
2.	866	Susan Robinson (122), 1989-92
3.	799	Maggie Lucas (132), 2011-14
--	--	--
7.	725	Alex Bentley (131), 2010-13
8.	709	Angie Potthoff (111), 1993-97
9.	687	Tyra Grant (122), 2007-10
10.	668	Jen Bednarek (102), 1977-80
<b>11.</b>	<b>664</b>	<b>Teniya Page (110), 2015-present</b>
12.	660	Andrea Garner (126), 1996-00
13.	598	Vicki Link (123), 1983-87

**CAREER FREE THROWS MADE**

1.	547	Maggie Lucas (132), 2011-14
2.	512	Kahadeejah Herbert (126), 1982-85
<b>3.</b>	<b>504</b>	<b>Teniya Page (110), 2015-present</b>
4.	491	Tyra Grant (122), 2007-10
5.	487	Susan Robinson (122), 1989-92

**CAREER THREE-POINT FIELD GOALS MADE**

1.	365	Maggie Lucas (132), 2011-14
2.	357	Kelly Mazzante (133), 2001-04
3.	230	Lisa Shepherd (128), 1998-2001
4.	191	Jess Strom (133), 2002-05
5.	179	Tyra Grant (122), 2007-10
6.	175	Tiffany Longworth (122), 1994-97
<b>7.</b>	<b>172</b>	<b>Teniya Page (110), 2015-present</b>
7.	149	Zhaque Gray (126), 2009-12
8.	143	Lindsey Spann (89), 2015-17
<b>9.</b>	<b>130</b>	<b>J. Travascio-Green (71), 2016-present</b>
9.	124	Tina Nicholson (124), 1993-96
11.	120	Brianne O'Rourke (120), 2006-09
13.	118	Tanya Garner (114), 1988-91
14.	117	Jess Brungo (133), 2001-04
15.	115	Chrissy Falcone (93), 1998-2000
16.	113	Lynn Dougherty (118), 1989-92
<b>17.</b>	<b>101</b>	<b>Amari Carter (83), 2015-present</b>
18.	97	Dana Eikenberg (122), 1989-92
19.	87	Alex Bentley (131), 2010-13
20.	85	Adrienne Squire (63), 2005-07

**CAREER SCORING AVERAGE (MIN. 50 GAMES)**

1.	21.9	Kelly Mazzante (133), 2001-04
2.	19.0	Maggie Lucas (132), 2011-14
3.	18.5	Susan Robinson (122), 1989-92
<b>4.</b>	<b>18.2</b>	<b>Teniya Page (110), 2015-present</b>
5.	17.4	Carol Walderman (74), 1981-83
6.	16.8	Tyra Grant (122), 2007-10
7.	16.1	Kahadeejah Herbert (126), 1982-85
8.	15.5	Angie Potthoff (111), 1993-97
9.	14.9	Tanisha Wright (134), 2002-05
10.	14.8	Suzie McConnell (128), 1985-88
--	--	--
25.	11.0	Jess Strom (133), 2002-05
<b>26.</b>	<b>10.7</b>	<b>Amari Carter (83), 2015-present</b>
	10.7	Sue Martin (106), 1977-80
	10.7	Kathy Phillips (121), 1989-92

**CAREER ASSISTS**

1.	1,307	Suzie McConnell (128), 1984-88
2.	826	Tina Nicholson (124), 1993-96
3.	791	Helen Darling (126), 1997-2000
--	--	--
10.	484	Tanisha Wright (134), 2002-05
11.	411	Tanya Garner (117), 1988-91
<b>12.</b>	<b>395</b>	<b>Teniya Page (110), 2015-present</b>
12.	379	Corinne Gulas (63), 1980-81
14.	323	Tiffany Longworth (122), 1994-97
15.	318	Carol Walderman (74), 1981-83
<b>16.</b>	<b>295</b>	<b>Amari Carter (83), 2015-present</b>
17.	286	Maggie Lucas (132), 2011-14
18.	277	Joanie O'Brien (117), 1983-86
19.	263	Lisa Sheperd (128), 1998-01
20.	262	Dara Taylor (64), 2013-14

# COQUESE WASHINGTON

**Head Coach - 12th Season**

**Overall Record: 207-162**

**7 National Postseason Tournament Appearances in 11 Years**

Upon arriving on the University Park campus as the fifth head coach in Penn State women's history - and first female African-American head coach in Penn State history - Coquese Washington quickly returned the program to national prominence with her up-tempo, aggressive style of play. Entering her 12th season on the sideline in Happy Valley, her passion for creating a winning culture, predicated on innovative coaching techniques, tireless recruiting, cultivating meaningful relationships with student-athletes and an unmatched enthusiasm for teaching the game she loves, Washington is in the conversation as one of the nation's top head coaches.

Washington has seen success at every level of basketball and in every role she has filled on the sidelines. She became the first player at Flint Central High School to earn a starting position all four seasons and helped her squad to the program's first Saginaw Valley League and district championships, while earning all-state honors on two occasions.

She went on to earn four varsity letters at the University of Notre Dame, leading the team in steals four times and assists on three occasions, before moving on to professional basketball where she was a member of the 2000 WNBA Champion Houston Comets squad.

On the sidelines, she has appeared in the postseason 15 times, with 12 of those being NCAA Tournament appearances. She helped the Lady Lions to four-straight berths in the NCAA Tournament - including a pair of Sweet Sixteen appearances - and was an assistant coach on Notre Dame's 2001 NCAA National Championship team. Her three-straight Big Ten Championships make her one of just four coaches in Big Ten history with three-or-more consecutive Big Ten regular-season championships (Jim Foster, Ohio State; C. Vivian Stringer, Iowa & Tara VanDerveer, Ohio State), taking home outright crowns in 2012 and 2013, while sharing the 2014 title.

## **Growing the Game**

Washington is currently serving on the WBCA Board of Directors and held the role of President from 2015-17 with the organization that is tasked with solving issues, preserving the history and growing the game of women's basketball. She was also the Vice President/President-Elect from 2013-15.

Her service to the game also includes time with USA Basketball, the Kay Yow Cancer Fund and the NCAA Women's Basketball Issues Committee. She won a gold medal with Team USA in Kazan, Russia at the 2013 World University Games and served on the USA Basketball Women's Junior National Committee from 2009-12. Her work with the Kay Yow Cancer Fund Board of Directors ran from 2012-15 and she served five years on the NCAA Women's Basketball Issues Committee.

Of her many accomplishments, Washington was the founding President of the WNBA Players Association in 1999 and was a primary force in negotiating the association's first two collective bargaining agreements.

## **Dancing Shoes**

In 19 years as a collegiate coach, Washington has laced up her dancing shoes and headed to the postseason on 15 occasions, including 12 trips to the NCAA Tournament. While coaching the Blue and White, Washington has guided the program to four NCAA Tournament berths and three appearances in the WNIT.

From 2011-14, the Lady Lions advanced to the NCAA Tournament each season, reaching at least the second round on all four occasions. The 2012 and 2014 squads moved on to the Sweet Sixteen with a pair of postseason wins, before falling to top-five ranked opponents.

The 2017-18 and 2016-17 squads made a pair of WNIT appearances, with the 16-17 squad advancing to the third round.



## **Trophies & All-Americans**

Washington's competitive side shines brightest on the biggest stages and that is a trait that her teams have taken on during her tenure on the University Park campus, as well. Washington's teams have advanced out of the first round of the NCAA Tournament in all four trips, while earning berths to the Sweet Sixteen twice.

From 2012-14, the Lady Lions claimed three-straight Big Ten regular-season titles, making them one of just four teams in conference history to win three-or-more regular season crowns in a row. Washington's squads took the title outright in 2012 and 2013, while sharing the crown in 2014.

Washington is a three-time Big Ten Coach of the Year (2012, 2013 & 2014), a two-time WBCA Region Six Coach of the Year (2012 & 2013) and a two-time finalist for WBCA National Coach of the Year (2012 & 2013). She was also selected as the 2011 and 2014 Black Coaches Association (BCA) Female Coach of the Year.

## **BIG Things Happening**

In 11 seasons on the sideline, Washington has seen 17 players earn All-Big Ten laurels on 30 occasions, along with three each earning Big Ten All-Freshman Team and Big Ten All-Defensive Team honors. Among the All-Big Ten honorees, five of Washington's pupils account for 11 first team selections and Penn State has seen multiple players earn all-conference in 10 of her 11 seasons on the sideline.

**Play to Your Strengths**

Washington’s style of play lends itself to being up-tempo and high scoring, which has enabled the program to rise to new heights and return to the national spotlight. As a member of the Big Ten Conference, her teams are playing one of the toughest conference slates in the country, but that doesn’t stop Washington from scheduling key non-conference games against the nation’s best teams – home and on the road.

In each of Washington’s first six years, Penn State improved its Big Ten win total and the Lady Lions posted three consecutive 25-win seasons, joining the 1993-94, 1994-95 and 1995-96 squads as the only teams in program history to accomplish the feat.

During Washington’s first 11 seasons, Penn State has toppled ranked opponents in nine of those seasons; winning multiple games against ranked foes during eight of those campaigns.

**Double Domer**

Washington was a four-year starting point guard for Notre Dame under Muffet McGraw and was the team captain on Notre Dame’s first-ever NCAA Tournament team. She was a two-time All-Midwestern Collegiate Conference (MCC) selection and led the Irish to three MCC Tournament titles. Washington led the team in steals in each of her four seasons and was top on the squad in assists three times.

Washington is first on UND’s all-time steals per game list (2.7), third in career steals (307) and sixth in assists (554).

The epitome of a student-athlete, Washington graduated from Notre Dame in 1992, a full year ahead of schedule, with a bachelor’s degree in history. She went on to attain “Double Domer” status in 1997 after earning her Juris Doctorate from the Notre Dame Law School.

**The Consummate Professional**

Washington juggled finishing her law degree with the start of her professional basketball career, returning to the hardwood as a professional in 1997-98 with the ABL’s Portland Power before spending a two-year stint with the WNBA’s New York Liberty (1998-99) and playing in the WNBA Finals in 1999.

Moving to Houston in 2000, Washington played an instrumental role in leading the Comets to the WNBA title. Her solid season in 2001 with the Comets for Hall of Fame coach Van Chancellor, saw her finish ninth in the WNBA in assists and fourth in steals as Houston earned its fifth consecutive playoff berth. Washington started the 2002 campaign in Houston before being traded to the Indiana Fever at the midway point of the season. Washington guided the Fever to their first-ever playoff berth, helping her become the first player in WNBA history to lead three different teams to the postseason. She retired from the WNBA in 2003 as a member of the Fever.

Utilizing her law degree, Washington was a central figure in helping create the WNBA Players Association (WNBPA), serving as the founding president of the WNBPA from 1999 until 2001. She also served as the Executive Vice President of the WNBPA from 2001 until her retirement in 2003.

**Serving the Community**

Be it on the hardwood, on the golf course, or out on a speaking engagement, Washington is among the most active Penn State coaches in the community. Her annual efforts include Coquese’s Drive for the Centre County Women’s Resource Center, championing the fight against breast cancer for the Penn State Play4Kay game and supporting her team during their many hours of giving back to the Centre region.

**The Personal Side**

Washington and her husband, Raynell Brown, have a son, Quenton (13), and a daughter, Rhaiyna (9). Raynell is an Adjunct Professor of Law at Penn State Law School and is a former partner at Hicks & Brown Sports Agency, where he represented athletes in the NFL, FIBA, NBA and WNBA. They reside in Port Matilda.

**THE RESUME**

**COACHING RESUME**

- 2007-pres. - Head Coach, Penn State University
- 2017-pres. - Past President, WBCA Executive Committee
- 2015-17 - President, WBCA Executive Committee
- 2013-15 - VP/President-Elect, WBCA Executive Committee
- 2013 - Assistant Coach, USA Basketball World University Games
- 2012-15 - Kay Yow Cancer Fund Board of Directors
- 2011-15 - NCAA Women’s Basketball Issues Committee
- 2010-13 - Treasurer, WBCA Executive Committee
- 2008-pres. - WBCA Board of Directors
- 2009-12 - USA Basketball Women’s Junior National Team Committee
- 2005-07 - Associate Head Coach, University of Notre Dame
- 1999-05 - Assistant Coach, University of Notre Dame

**PLAYING EXPERIENCE**

- 2002-03 - WNBA’s Indiana Fever
- 2000-02 - WNBA’s Houston Comets
- 1998-99 - WNBA’s New York Liberty
- 1997-98 - ABL’s Portland Power
- 1989-93 - University of Notre Dame

**EDUCATION**

- Notre Dame ’92 (B.A. History)
- Notre Dame Law School ’97 (Juris Doctorate)

**AWARDS**

- 2012, 2013, 2014 Big Ten Coach of the Year
- 2012, 2013 WBCA Region 6 Coach of the Year
- 2012, 2013 WBCA National Coach of the Year Finalist
- 2011, 2013 BCA Female Coach of the Year
- 2009 Greater Flint Hall of Fame Inductee
- 2008 WBCA “Rising Star” Award Winner

**NOTABLE**

- Helped guide Notre Dame to the 2001 NCAA Championship.
- Notre Dame had four Sweet Sixteen appearances and eight NCAA Tournament berths during Washington’s tenure.
- Point guard for the 2000 WNBA Champion Houston Comets.
- Founding President, WNBA Players Association, 1999-01.
- Actively negotiated collective bargaining agreements for the WNBPA, establishing two deals.
- Two-time team captain as a player at Notre Dame.

**FAMILY**

- Husband: Raynell Brown
- Children: Quenton (13), Rhaiyna (9)

# 1 Alisia SMITH

So./So. • Forward • 6-3  
Lansing, Mich./Waverly  
Criminology



## CAREER STATS

Season	gp-gs	min/avg	Total		3-Point		F-Throws			Rebounds				Scoring						
			fg-fga	pct	fg-fga	pct	ft-fa	pct	off	def	tot	avg	pf	fo	ast	to	blk	stl	pts	avg
2017-18	32-5	453/14.2	55-99	.556	0-0	.000	56-70	.800	58	62	120	3.8	71	1	11	47	13	6	166	5.2
2018-19	20-20	546/27.3	69-148	.466	0-0	.000	60-81	.741	65	83	148	7.4	58	3	8	43	21	23	198	9.9
<b>TOTAL</b>	<b>52-25</b>	<b>999/19.2</b>	<b>124-247</b>	<b>.502</b>	<b>0-0</b>	<b>.000</b>	<b>116-151</b>	<b>.768</b>	<b>123</b>	<b>145</b>	<b>268</b>	<b>5.2</b>	<b>129</b>	<b>4</b>	<b>19</b>	<b>90</b>	<b>34</b>	<b>29</b>	<b>364</b>	<b>7.0</b>

## 2018-19 GAME-BY-GAME STATS

Opponent	Date	qs	min	fg-fga	pct	3fg-fga	pct	ft-fa	pct	off	def	tot	avg	pf	a	t/o	blk	stl	pts	avg	
PROVIDENCE	11/08/18	*	21	4-6	.667	0-0	.000	5-6	.833	3	4	7	7.0	5	0	4	2	0	13	13.0	
#24 CALIFORNIA	11/11/18	*	26	3-9	.333	0-0	.000	4-5	.800	6	5	11	9.0	3	0	4	3	4	10	11.5	
at Fordham	11/14/18	*	28	7-10	.700	0-0	.000	2-2	1.000	4	4	8	8.7	3	1	1	2	0	16	13.0	
PRINCETON	11/18/18	*	35	3-7	.429	0-0	.000	10-10	1.000	3	8	11	9.3	3	1	5	2	3	16	13.8	
NORTH DAKOTA	11/21/18	*	31	7-9	.778	0-0	.000	3-4	.750	5	3	8	9.0	4	0	3	0	1	17	14.4	
STONY BROOK	11/25/18	*	28	0-3	.000	0-0	.000	4-4	1.000	0	4	4	8.2	2	1	2	0	1	4	12.7	
at Florida State	11/29/18	dnp	-	-	-	-	-	-	-	-	-	-	-	-	-	-	-	-	-	-	
JACKSONVILLE	12/2/18	*	26	4-11	.364	0-0	.000	3-4	.750	5	9	14	9.0	4	2	2	2	4	11	12.4	
DUQUESNE	12/5/18	*	30	2-6	.333	0-0	.000	0-0	.000	4	3	7	8.8	1	0	2	2	1	4	11.4	
ST. BONAVENTURE	12/9/18	*	17	2-7	.286	0-0	.000	0-0	.000	0	2	2	8.0	5	0	2	1	0	4	10.6	
AMERICAN	12/16/18	*	21	7-8	.875	0-0	.000	0-2	.000	3	2	5	7.7	0	1	0	0	1	14	10.9	
#4 MARYLAND	12/28/18	*	28	0-6	.000	0-0	.000	2-6	.333	2	2	4	7.4	3	0	4	0	0	2	10.1	
at Indiana	12/31/18	*	23	5-8	.625	0-0	.000	5-5	1.000	3	3	6	7.3	3	0	3	1	0	15	10.5	
WISCONSIN	1/3/19	*	27	1-10	.100	0-0	.000	3-5	.600	3	5	8	7.3	4	0	2	0	1	5	10.1	
at Rutgers	01/06/19	*	36	4-9	.444	0-0	.000	7-9	.778	4	6	10	7.5	3	0	2	0	1	15	10.4	
ILLINOIS	1/12/19	*	31	6-8	.750	0-0	.000	2-2	1.000	5	6	11	7.7	1	1	1	1	2	14	10.7	
OHIO STATE	1/17/19	*	29	0-1	.000	0-0	.000	3-4	.750	0	0	0	7.3	3	0	1	1	0	3	10.2	
at Maryland	01/20/19		36	4-9	.444	0-0	.000	1-2	.500	5	4	9	7.4	2	0	1	1	0	9	10.1	
at Wisconsin	01/24/19	*	22	2-4	.500	0-0	.000	1-3	.333	4	4	8	7.4	5	1	1	2	0	5	9.8	
#14/18 RUTGERS	1/27/19	*	20	1-3	.333	0-0	.000	4-6	.667	3	5	8	7.4	3	0	2	0	2	6	9.6	
#13/12 IOWA	2/3/19	*	31	7-14	.500	0-0	.000	1-2	.500	3	4	7	7.4	1	0	1	1	2	15	9.9	
<b>Totals</b>			<b>19</b>	<b>546</b>	<b>69-148</b>	<b>.466</b>	<b>0-0</b>	<b>.000</b>	<b>60-81</b>	<b>.741</b>	<b>65</b>	<b>83</b>	<b>148</b>	<b>7.4</b>	<b>58</b>	<b>8</b>	<b>43</b>	<b>21</b>	<b>23</b>	<b>198</b>	<b>9.9</b>

Games played: 20  
Minutes/game: 27.3  
Points/game: 9.9  
FG Pct: 46.6  
FT Pct: 74.1

Rebounds/game: 7.4  
Assists/game: 0.4  
Turnovers/game: 2.2  
Assist/turnover ratio: 0.2  
Steals/game: 1.2  
Blocks/game: 1.1

SEASON/CAREER HIGHS	
<b>Points</b>	
Season	17 vs. N. Dakota (11/21/18)
Career	17 vs. N. Dakota (11/21/18)
Big Ten	15 - 3 times
<b>Rebounds</b>	
Season	14 v. Jacksonville (12/2/18)
Career	14 v. Jacksonville (12/2/18)
Big Ten	11 vs. Illinois (1/12/19)
<b>Assists</b>	
Season	2 v. Jacksonville (12/2/18)
Career	2 - 2 times
Big Ten	1 - 7 times
<b>Steals</b>	
Season	4 - 2 times
Career	4 - 2 times
Big Ten	2 - 4 times
<b>Blocks</b>	
Season	3 vs. Cal (11/11/18)
Career	3 - 3 times
Big Ten	3 vs. NWestern (2/14/18)
<b>Field Goals Made</b>	
Season	7 - 4 times
Career	7 - 4 times
Big Ten	7 vs. Iowa (2/3/19)
<b>3-Point Field Goals Made</b>	
Season	n/a
Career	n/a
Big Ten	n/a
<b>Free Throws Made</b>	
Season	10 vs. Princeton (11/18/18)
Career	10 vs. Princeton (11/18/18)
Big Ten	7 at Rutgers (1/6/19)
<b>Minutes</b>	
Season	36 - 2 times
Career	36 - 2 times
Big Ten	36 - 2 times

## 2018-19 NOTES

- Made a career high-tying seven field goals en route to 15 points and 7 rebounds against Iowa (2/3).
- Notched her second-straight double-double with team-best marks of 14 points and 11 rebounds in a big win over Illinois (1/12).
- Registered her first career Big Ten double-double with 15 points and 10 rebounds at Rutgers (1/6), while playing a career-best 36 minutes.
- Recorded a Big Ten career-best 15 points at Indiana (12/31).
- Shot 7-for-8 from the floor to tally 14 points in a win over American (12/16).
- Registered her third double-double of the season with 11 points and a career-best 14 rebounds in a win over Jacksonville (12/2).
- Put up a career-best 17 points while shooting 7-for-9 from the field in a comeback win over North Dakota (11/21).
- Went 10-for-10 from the charity stripe en route to 16 points and 11 rebounds to help Penn State to a 79-71 comeback OT win over Princeton (11/18).
- Scored 16 points to go along with 8 rebounds in a road win at Fordham (11/14).
- Notched career highs in rebounds (11) and steals (4) to go along with 10 points and 3 blocks in a strong all-around effort against #24 Cal (11/11).
- Contributed 13 points and a team high-tying 7 rebounds in PSU's 74-72 come-from-behind win over Providence (11/8).



# 2 Amari CARTER

Sr./Jr. • Guard • 5-8  
Washington D.C./St. John's College HS  
Labor & Employment Relations



## AWARDS AND HONORS

- 2017-18 All-Big Ten Second Team (coaches)
- 2017-18 All-Big Ten Honorable Mention (media)
- 2017-18 Big Ten Sportsmanship Award

## CAREER STATS

Season	gp-gs	min/avg	Total		3-Point		F-Throws			Rebounds				Scoring						
			fg-fga	pct	fg-fga	pct	ft-fa	pct	off	def	tot	avg	pf	fo	ast	to	blk	stl	pts	avg
2015-16	1-0	5/5.0	1-2	.500	1-2	.500	0-0	.000	1	0	1	1.0	0	0	0	0	0	0	3	3.0
2016-17	32-32	937/29.3	100-280	.357	24-81	.296	28-45	.622	24	75	99	3.1	56	0	134	49	6	37	252	7.9
2017-18	32-32	1142/35.7	168-446	.377	47-146	.322	70-87	.805	23	92	115	3.6	45	1	116	55	10	84	453	14.2
2018-19	18-17	607/33.7	65-185	.351	29-81	.358	19-21	.905	7	45	52	2.9	37	1	45	24	7	27	178	9.9
TOTAL	83-81	2691/32.4	334-913	.366	101-310	.326	117-153	.765	55	212	267	3.2	138	2	295	128	23	148	886	10.7

## 2018-19 GAME-BY-GAME STATS

Opponent	Date	gs	min	fg-fga	pct	3fg-fga	pct	ft-fa	pct	off	def	tot	avg	pf	a	t/o	blk	stl	pts	avg	
PROVIDENCE	11/08/18	*	32	6-13	.462	3-6	.500	0-0	.000	1	4	5	5.0	1	1	3	0	3	15	15.0	
#24 CALIFORNIA	11/11/18	*	31	2-10	.200	1-4	.250	0-0	.000	1	3	4	4.5	2	4	1	0	0	5	10.0	
at Fordham	11/14/18	*	33	1-8	.125	1-4	.250	2-2	1.000	0	5	5	4.7	2	3	1	1	0	5	8.3	
PRINCETON	11/18/18	*	42	6-13	.462	4-8	.500	1-1	1.000	1	4	5	4.8	5	2	4	1	1	17	10.5	
NORTH DAKOTA	11/21/18	*	38	3-8	.375	1-3	.333	6-6	1.000	1	2	4.2	0	5	0	0	3	13	11.0		
STONY BROOK	11/25/18	*	1	0-0	.000	0-0	.000	0-0	.000	0	0	0	3.5	0	0	0	0	0	0	9.2	
at Florida State	11/29/18	dnp	-	-	-	-	-	-	-	-	-	-	-	-	-	-	-	-	-	-	
JACKSONVILLE	12/2/18	dnp	-	-	-	-	-	-	-	-	-	-	-	-	-	-	-	-	-	-	
DUQUESNE	12/5/18	dnp	-	-	-	-	-	-	-	-	-	-	-	-	-	-	-	-	-	-	
ST. BONAVENTURE	12/9/18		27	4-8	.500	4-6	.667	0-0	.000	1	2	3	3.4	2	3	1	0	0	12	9.6	
AMERICAN	12/16/18	*	38	6-12	.500	2-6	.333	4-4	1.000	0	4	4	3.5	1	6	0	1	3	18	10.6	
#4 MARYLAND	12/28/18	*	34	2-10	.200	0-3	.000	0-0	.000	0	1	1	3.2	2	2	0	0	0	4	9.9	
at Indiana	12/31/18	*	36	2-12	.167	0-3	.000	1-2	.500	0	3	3	3.2	4	2	1	1	0	5	9.4	
WISCONSIN	1/3/19	*	34	5-11	.455	3-6	.500	0-0	.000	0	0	0	2.9	3	3	1	1	0	13	9.7	
at Rutgers	01/06/19	*	38	3-9	.333	1-3	.333	0-0	.000	0	1	1	2.8	2	0	3	0	3	7	9.5	
ILLINOIS	1/12/19	*	34	4-9	.444	1-3	.333	0-0	.000	0	4	4	2.8	1	0	1	0	3	9	9.5	
OHIO STATE	1/17/19	*	40	6-14	.429	0-3	.000	0-0	.000	0	9	9	3.3	3	3	1	1	3	12	9.6	
at Maryland	01/20/19		38	2-14	.143	1-6	.167	2-2	1.000	0	1	1	3.1	4	1	1	0	0	7	9.5	
at Wisconsin	01/24/19	*	36	5-14	.357	2-3	.667	0-0	.000	1	2	3	3.1	1	3	1	1	1	12	9.6	
#14/18 RUTGERS	1/27/19	*	37	4-11	.364	3-8	.375	3-4	.750	1	0	1	3.0	3	2	2	0	2	14	9.9	
#13/12 IOWA	2/3/19	*	38	4-9	.444	2-6	.333	0-0	.000	0	1	1	2.9	1	5	3	0	5	10	9.9	
Totals			16	607	65-185	.351	29-81	.358	19-21	9.05	7	45	52	2.9	37	45	24	7	27	178	9.9

Games played: 18  
Minutes/game: 33.7  
Points/game: 9.9  
FG Pct: 35.1  
3FG Pct: 35.8  
FT Pct: 90.5

Rebounds/game: 2.9  
Assists/game: 2.5  
Turnovers/game: 1.3  
Assist/turnover ratio: 1.9  
Steals/game: 1.5  
Blocks/game: 0.4

## 2018-19 NOTES

- Had a strong all-around game against Iowa (2/3) with 10 points, 5 assists and a season-high 5 steals.
- Scored a Big Ten season-best 14 points against #14/18 Rutgers (1/27).
- Tallied 12 points and a career high-tying 9 rebounds against Ohio State (1/17).
- Contributed 13 points and 3 steals in Big Ten win over Wisconsin (1/3).
- Recorded season-best marks in points (18) and assists (6) in win over American (12/16).
- Went 4-for-4 from three-point range in a 3:37 third-quarter stretch in her first game back from a three-game injury layoff against St. Bonaventure (12/9).
- Chipped in 13 points and 5 assists in a comeback win over North Dakota (11/21).
- Hit four three-pointers, all of which came in the fourth quarter and overtime, en route to 17 points that helped Penn State rally for a 79-71 OT win against Princeton (11/18).
- Tallied a team-best 15 points to go along with 5 rebounds in Penn State's 74-72 come-from-behind win over Providence (11/8).
- Coming off a 2017-18 season that saw her garner All-Big Ten honors after averaging 14.2 points and 3.6 assists per game...Led the Big Ten with 2.63 steals per game.

### SEASON/CAREER HIGHS

<b>Points</b>	Season 18 vs. American (12/16/18)
	Career 26 vs. Indiana (1/3/18)
	Big Ten 26 vs. Indiana (1/3/18)
<b>Rebounds</b>	Season 9 vs. Ohio State (1/17/19)
	Career 9 - 2 times
	Big Ten 9 - 2 times
<b>Assists</b>	Season 6 vs. American (12/16/18)
	Career 9 - 2 times
	Big Ten 8 - 2 times
<b>Steals</b>	Season 5 vs. Iowa (2/3/19)
	Career 5 - 4 times
	Big Ten 5 - 3 times
<b>Blocks</b>	Season 1 - 7 times
	Career 2 - 3 times
	Big Ten 2 - 3 times
<b>Field Goals Made</b>	Season 6 - 4 times
	Career 11 at Maryland (1/11/17)
	Big Ten 11 at Maryland (1/11/17)
<b>3-Point Field Goals Made</b>	Season 4 - 2 times
	Career 5 at Wisconsin (1/14/18)
	Big Ten 5 at Wisconsin (1/14/18)
<b>Free Throws Made</b>	Season 6 vs. N. Dakota (11/21/18)
	Career 7 vs. CCSU (11/20/17)
	Big Ten 6 at Michigan (12/28/17)
<b>Minutes</b>	Season 42 vs. Princeton (11/18/18)
	Career 43 vs. Radford (3/15/18)
	Big Ten 39 - 2 times

# 3 Karisma ORTIZ

Fr./Fr. • Guard • 6-0  
 San Jose, Calif./Archbishop Mitty  
 Communications/Broadcast Journalism



## CAREER STATS

Season	gp-gs	min/avg	Total		3-Point		F-Throws			Rebounds				Scoring						
			fg-fga	pct	fg-fga	pct	ft-fa	pct	off	def	tot	avg	pf	fo	ast	to	blk	stl	pts	avg
2018-19	21-15	525/25.0	28-75	.373	5-30	.167	6-10	.600	17	74	91	4.3	39	1	47	51	15	21	67	3.2
<b>TOTAL</b>	<b>21-15</b>	<b>525/25.0</b>	<b>28-75</b>	<b>.373</b>	<b>5-30</b>	<b>.167</b>	<b>6-10</b>	<b>.600</b>	<b>17</b>	<b>74</b>	<b>91</b>	<b>4.3</b>	<b>39</b>	<b>1</b>	<b>47</b>	<b>51</b>	<b>15</b>	<b>21</b>	<b>67</b>	<b>3.2</b>

## 2018-19 GAME-BY-GAME STATS

Opponent	Date	gs	min	fg-fga	pct	3fg-fga	pct	ft-fa	pct	off	def	tot	avg	pf	a	t/o	blk	stl	pts	avg
PROVIDENCE	11/08/18	10	0-3	.000	0-1	.000	0-0	.000	1	2	3	3.0	0	1	3	0	1	0	0	0.0
#24 CALIFORNIA	11/11/18	16	2-4	.500	0-0	.000	0-0	.000	1	3	4	3.5	4	1	4	0	0	4	2	0
at Fordham	11/14/18	31	3-6	.500	0-0	.000	0-0	.000	0	7	7	4.7	1	5	1	0	2	6	3.3	
PRINCETON	11/18/18	32	3-5	.600	0-2	.000	1-1	1.000	0	4	4	4.5	1	2	2	1	0	7	4.3	
NORTH DAKOTA	11/21/18	25	0-1	.000	0-0	.000	0-0	.000	0	1	1	3.8	2	2	3	1	1	0	0	3.4
STONY BROOK	11/25/18	38	2-5	.400	0-3	.000	2-4	.500	1	5	6	4.2	2	1	5	1	2	6	3.8	
at Florida State	11/29/18	*	34	1-2	.500	0-1	.000	0-0	.000	2	2	4	4.1	1	4	2	0	1	2	3.6
JACKSONVILLE	12/2/18	*	29	1-1	1.000	0-0	.000	0-0	.000	1	3	4	4.1	3	4	6	3	0	2	3.4
DUQUESNE	12/5/18	*	29	1-6	.167	0-3	.000	0-0	.000	1	2	3	4.0	5	1	3	1	1	2	3.2
ST. BONAVENTURE	12/9/18	*	38	1-3	.333	0-2	.000	0-0	.000	1	8	9	4.5	1	6	2	0	1	2	3.1
AMERICAN	12/16/18	*	29	1-3	.333	1-2	.500	0-0	.000	1	5	6	4.6	2	2	0	2	1	3	3.1
#4 MARYLAND	12/28/18	*	11	1-1	1.000	1-1	1.000	0-0	.000	0	1	1	4.3	0	0	2	0	0	3	3.1
at Indiana	12/31/18	*	23	1-2	.500	0-1	.000	0-0	.000	2	4	6	4.5	3	0	2	1	2	2	3.0
WISCONSIN	1/3/19	*	22	1-6	.167	0-2	.000	0-0	.000	3	5	8	4.7	2	1	1	2	1	2	2.9
at Rutgers	01/06/19	*	19	0-2	.000	0-0	.000	0-0	.000	0	4	4	4.7	2	3	2	1	0	0	2.7
ILLINOIS	1/12/19	*	32	2-7	.286	0-2	.000	2-3	.667	0	4	4	4.6	1	5	3	0	3	6	2.9
OHIO STATE	1/17/19	*	37	4-6	.667	3-5	.600	1-2	.500	0	5	5	4.6	4	3	5	0	1	12	3.5
at Maryland	01/20/19	6	0-2	.000	0-2	.000	0-0	.000	0	1	1	4.4	0	0	0	0	0	0	0	3.3
at Wisconsin	01/24/19	*	18	0-2	.000	0-1	.000	0-0	.000	1	2	3	4.4	2	3	4	0	2	0	3.1
#14/18 RUTGERS	1/27/19	*	18	0-0	.000	0-0	.000	0-0	.000	2	0	2	4.3	1	2	0	1	0	0	3.0
#13/12 IOWA	2/3/19	*	28	4-8	.500	0-2	.000	0-0	.000	0	6	6	4.3	2	1	1	1	2	8	3.2
<b>Totals</b>		<b>14</b>	<b>525</b>	<b>28-75</b>	<b>.373</b>	<b>5-30</b>	<b>.167</b>	<b>6-10</b>	<b>.600</b>	<b>17</b>	<b>74</b>	<b>91</b>	<b>4.3</b>	<b>39</b>	<b>47</b>	<b>51</b>	<b>15</b>	<b>21</b>	<b>67</b>	<b>3.2</b>

### SEASON/CAREER HIGHS

**Points**  
 Season 12 vs. Ohio State (1/17/19)  
 Career 12 vs. Ohio State (1/17/19)  
 Big Ten 12 vs. Ohio State (1/17/19)

**Rebounds**  
 Season 9 vs. St. Bona (12/9/18)  
 Career 9 vs. St. Bona (12/9/18)  
 Big Ten 6 - 3 times

**Assists**  
 Season 6 vs. St. Bona (12/9/18)  
 Career 6 vs. St. Bona (12/9/18)  
 Big Ten 5 vs. Illinois (1/12/19)

**Steals**  
 Season 3 vs. Illinois (1/12/19)  
 Career 3 vs. Illinois (1/12/19)  
 Big Ten 3 vs. Illinois (1/12/19)

**Blocks**  
 Season 3 vs. Jacksonville (12/2/18)  
 Career 3 vs. Jacksonville (12/2/18)  
 Big Ten 2 vs. Wisconsin (1/3/19)

**Field Goals Made**  
 Season 4 - 2 times  
 Career 4 - 2 times  
 Big Ten 4 - 2 times

**3-Point Field Goals Made**  
 Season 3 vs. Ohio State (1/17/19)  
 Career 3 vs. Ohio State (1/17/19)  
 Big Ten 3 vs. Ohio State (1/17/19)

**Free Throws Made**  
 Season 2 - 3 times  
 Career 2 - 3 times  
 Big Ten 2 vs. Illinois (1/12/19)

**Minutes**  
 Season 38 - 2 times  
 Career 38 - 2 times  
 Big Ten 37 vs. Ohio State (1/17/19)

Games played: 21  
 Minutes/game: 25.0  
 Points/game: 3.2  
 FG Pct: 37.3  
 3FG Pct: 16.7  
 FT Pct: 60.0

Rebounds/game: 4.3  
 Assists/game: 2.2  
 Turnovers/game: 2.4  
 Assist/turnover ratio: 0.9  
 Steals/game: 1.0  
 Blocks/game: 0.7

## 2018-19 NOTES

- Drained 3 three-pointers en route to a career-best 12 points against Ohio State (1/17).
- Put together a strong all-around game in a big win over Illinois (1/12) with 6 points, 5 assists, 4 rebounds and a career-best 3 steals.
- Had career-best marks in rebounds (9) and assists (6) in a win over St. Bonaventure (12/9).
- Contributed 6 points and a team-best 6 rebounds in a career-high 38 minutes played against Stony Brook (11/25).
- Tallied a career-best 7 points to go along with 4 rebounds and 2 assists in an overtime win against Princeton (11/18).
- Put together a strong all-around game in a road win at Fordham (11/14) with 6 points, 7 rebounds, 5 assists and 2 steals.
- Scored first-career points in a 4-point, 4-rebound effort against #24 Cal (11/11).
- Comes to Penn State from Archbishop Mitty High School, which ranked as the No. 1 high school team in the nation at the end of her senior year...Ranked as the No. 54 prospect nationally and No. 14 player at her position...Three-time All-Conference pick.

# 4 Siyeh FRAZIER

Jr./Jr. • Guard • 5-9  
 Detroit, Mich./Renaissance  
 Health Policy and Administration



## CAREER STATS

Season	gp-gs	min/avg	Total		3-Point		F-Throws			Rebounds				Scoring						
			fg-fga	pct	fg-fga	pct	ft-fa	pct	off	def	tot	avg	pf	fo	ast	to	blk	stl	pts	avg
2016-17	23-0	142/6.2	13-23	.565	1-3	.333	9-13	.692	7	11	18	0.8	23	0	4	14	1	9	36	1.6
2017-18	32-19	757/23.7	88-211	.417	3-14	.214	57-83	.687	38	58	96	3.0	80	0	61	73	14	60	236	7.4
2018-19	21-21	534/25.4	76-175	.434	7-26	.269	42-61	.689	31	67	98	4.7	65	4	32	50	11	33	201	9.6
<b>TOTAL</b>	<b>76-40</b>	<b>1433/18.9</b>	<b>177-409</b>	<b>.433</b>	<b>11-43</b>	<b>.256</b>	<b>108-157</b>	<b>.688</b>	<b>76</b>	<b>136</b>	<b>212</b>	<b>2.8</b>	<b>168</b>	<b>4</b>	<b>97</b>	<b>137</b>	<b>26</b>	<b>102</b>	<b>473</b>	<b>6.2</b>

## 2018-19 GAME-BY-GAME STATS

Opponent	Date	qs	min	fg-fga	pct	3fg-fga	pct	ft-fa	pct	off	def	tot	avg	pf	a	t/o	blk	stl	pts	avg	
PROVIDENCE	11/08/18	*	30	5-10	.500	0-0	.000	0-0	.000	1	2	3	3.0	4	3	1	0	3	10	10.0	
#24 CALIFORNIA	11/11/18	*	27	6-14	.429	2-4	.500	3-3	1.000	1	1	2	2.5	1	0	2	0	3	17	13.5	
at Fordham	11/14/18	*	36	6-11	.545	1-2	.500	2-3	.667	1	4	5	3.3	3	3	5	0	4	15	14.0	
PRINCETON	11/18/18	*	29	2-3	.667	0-0	.000	7-10	.700	2	5	7	4.3	5	2	3	0	1	11	13.3	
NORTH DAKOTA	11/21/18	*	32	5-9	.556	0-3	.000	5-7	.714	1	4	5	4.4	4	5	3	0	4	15	13.6	
STONY BROOK	11/25/18	*	21	3-6	.500	0-1	.000	0-0	.000	1	3	4	4.3	5	1	3	0	3	6	12.3	
at Florida State	11/29/18	*	33	2-11	.182	0-1	.000	0-2	.000	1	7	8	4.9	1	1	4	0	0	4	11.1	
JACKSONVILLE	12/2/18	*	36	4-13	.308	0-2	.000	6-7	.857	0	4	4	4.8	3	2	4	4	5	14	11.5	
DUQUESNE	12/5/18	*	35	4-10	.400	0-2	.000	2-2	1.000	2	2	4	4.7	3	3	2	0	1	10	11.3	
ST. BONAVENTURE	12/9/18	*	27	6-13	.462	1-2	.500	4-4	1.000	2	2	4	4.6	4	2	2	1	2	17	11.9	
AMERICAN	12/16/18	*	17	3-10	.300	0-1	.000	0-0	.000	2	3	5	4.6	2	1	1	0	0	6	11.4	
#4 MARYLAND	12/28/18	*	13	1-5	.200	0-1	.000	3-4	.750	1	2	3	4.5	3	0	3	0	1	5	10.8	
at Indiana	12/31/18	*	16	5-6	.833	0-0	.000	1-2	.500	0	5	5	4.5	5	1	1	1	0	11	10.8	
WISCONSIN	1/3/19	*	32	5-10	.500	0-1	.000	0-0	.000	5	6	11	5.0	2	2	2	0	1	10	10.8	
at Rutgers	01/06/19	*	22	2-6	.333	0-0	.000	4-8	.500	3	3	6	5.1	4	3	2	0	1	8	10.6	
ILLINOIS	1/12/19	*	30	4-8	.500	2-2	1.000	1-1	1.000	1	3	4	5.0	3	0	3	0	0	11	10.6	
OHIO STATE	1/17/19	*	25	5-6	.833	0-0	.000	1-3	.333	1	2	3	4.9	3	2	1	2	1	11	10.6	
at Maryland	01/20/19	*	24	6-10	.600	1-2	.500	0-0	.000	2	6	8	5.1	5	1	4	0	1	13	10.8	
at Wisconsin	01/24/19	*	21	1-3	.333	0-0	.000	1-2	.500	2	2	4	5.0	3	0	1	2	1	3	10.4	
#14/18 RUTGERS	1/27/19	*	11	1-5	.200	0-1	.000	0-1	.000	2	0	2	4.9	0	0	2	0	1	2	10.0	
#13/12 IOWA	2/3/19	*	17	0-6	.000	0-1	.000	2-2	1.000	0	1	1	4.7	2	0	1	1	0	2	9.6	
<b>Totals</b>			<b>20</b>	<b>534</b>	<b>76-175</b>	<b>.434</b>	<b>7-26</b>	<b>.269</b>	<b>42-61</b>	<b>.689</b>	<b>31</b>	<b>67</b>	<b>98</b>	<b>4.7</b>	<b>65</b>	<b>32</b>	<b>50</b>	<b>11</b>	<b>33</b>	<b>201</b>	<b>9.6</b>

### SEASON/CAREER HIGHS

<b>Points</b>	17 - 2 times
Season	17 - 2 times
Career	17 - 2 times
Big Ten	14 vs. Mich. State (2/4/18)
<b>Rebounds</b>	11 vs. Wisconsin (1/3/19)
Season	11 vs. Wisconsin (1/3/19)
Career	11 vs. Wisconsin (1/3/19)
Big Ten	11 vs. Wisconsin (1/3/19)
<b>Assists</b>	5 vs. N. Dakota (11/21/18)
Season	5 vs. N. Dakota (11/21/18)
Career	6 vs. Siena (11/10/17)
Big Ten	4 - 2 times
<b>Steals</b>	5 vs. Jacksonville (12/2/18)
Season	5 vs. Jacksonville (12/2/18)
Career	8 vs. Siena (11/10/17)
Big Ten	5 at Nebraska (2/22/18)
<b>Blocks</b>	4 vs. Jacksonville (12/2/18)
Season	4 vs. Jacksonville (12/2/18)
Career	4 vs. Jacksonville (12/2/18)
Big Ten	3 vs. NWestern (2/14/18)
<b>Field Goals Made</b>	6 - 4 times
Season	6 - 4 times
Career	6 - 5 times
Big Ten	6 - 2 times
<b>3-Point Field Goals Made</b>	2 - 2 times
Season	2 - 2 times
Career	2 - 2 times
Big Ten	2 vs. Illinois (1/12/19)
<b>Free Throws Made</b>	7 vs. Princeton (11/18/18)
Season	7 vs. Princeton (11/18/18)
Career	8 vs. Siena (11/10/17)
Big Ten	5 vs. NWestern (2/14/18)
<b>Minutes</b>	36 - 2 times
Season	36 - 2 times
Career	36 - 2 times
Big Ten	32 vs. Wisconsin (1/3/19)

Games played: 21  
 Minutes/game: 25.4  
 Points/game: 9.6  
 FG Pct: 43.4  
 3FG Pct: 26.9  
 FT Pct: 68.9

Rebounds/game: 4.7  
 Assists/game: 1.5  
 Turnovers/game: 2.4  
 Assist/turnover ratio: 0.6  
 Steals/game: 1.6  
 Blocks/game: 0.5

## 2018-19 NOTES

- Has scored in double-figures in 12 games this season.
- Tallied 13 points and 8 rebounds at #9 Maryland (1/20).
- Shot 5-for-6 from the floor for 11 points against Ohio State (1/17).
- Registered her first career double-double with 10 points and a career-best 11 rebounds in a Big Ten win over Wisconsin (1/3).
- Tied her career high with 17 points against St. Bonaventure (12/9).
- Had a big all-around game against Jacksonville (12/2), finishing with 14 points, a season-best 5 steals, a career-best 4 blocks, and four rebounds.
- Pulled down a career-high 8 rebounds at Florida State (11/29).
- Stuffed the stat sheet in a win over North Dakota (11/21) with 15 points, 5 rebounds, 5 assists and 4 steals.
- Huge all-around game at Fordham (11/14), finishing with 15 points, 5 rebounds, 4 steals and 3 assists in a career-high 36 minutes.
- Dropped a career-best and team-leading 17 points against #24 Cal (11/11).
- Made key steal in final minutes of 74-72 come-from-behind win over Providence (11/8)...finished with 10 points, 3 rebounds and 3 assists.
- Named team's Defensive MVP at conclusion of sophomore season in which she started 19 of 32 games and averaged 7.4 points and 3.0 rebounds per contest.

# 5 Kamaria McDANIEL | So./So. • Guard • 5-10

Inkster, Mich./Dearborn Heights  
Agricultural Sciences



## CAREER STATS

Season	gp-gs	min/avg	Total		3-Point		F-Throws			Rebounds				Scoring						
			fg-fga	pct	fg-fga	pct	ft-fa	pct	off	def	tot	avg	pf	fo	ast	to	blk	stl	pts	avg
2017-18	32-0	568/17.8	49-138	.355	31-90	.344	31-43	.721	9	50	59	1.8	27	0	30	25	4	12	160	5.0
2018-19	21-5	453/21.6	68-175	.389	19-72	.264	39-54	.722	13	45	58	2.8	38	0	23	32	5	20	194	9.2
TOTAL	53-5	1021/19.3	117-313	.374	50-162	.309	70-97	.722	22	95	117	2.2	65	0	53	57	9	32	354	6.7

## 2018-19 GAME-BY-GAME STATS

Opponent	Date	gs	min	fg-fga	pct	3fg-fga	pct	ft-fa	pct	off	def	tot	avg	pf	a	t/o	blk	stl	pts	avg
PROVIDENCE	11/08/18	29	4-8	.500	0-2	.000	4-4	1.000	1	5	6	6.0	0	4	2	0	1	12	12.0	
#24 CALIFORNIA	11/11/18	17	2-9	.222	0-5	.000	3-3	1.000	1	1	2	4.0	1	1	2	0	0	7	9.5	
at Fordham	11/14/18	24	1-7	.143	0-4	.000	0-0	.000	0	1	1	3.0	2	1	0	0	0	2	7.0	
PRINCETON	11/18/18	22	2-6	.333	0-1	.000	1-1	1.000	1	4	5	3.5	1	0	3	0	1	5	6.5	
NORTH DAKOTA	11/21/18	17	3-9	.333	1-6	.167	2-5	.400	0	2	2	3.2	1	1	2	0	1	9	7.0	
STONY BROOK	11/25/18	21	3-8	.375	1-3	.333	6-8	.750	1	1	2	3.0	2	1	1	1	3	13	8.0	
at Florida State	11/29/18	*	38	10-14	.714	2-4	.500	2-2	1.000	1	3	4	3.1	4	0	3	0	1	24	10.3
JACKSONVILLE	12/2/18	*	35	6-15	.400	4-6	.667	1-2	.500	0	3	3	3.1	2	2	1	1	3	17	11.1
DUQUESNE	12/5/18	*	38	8-17	.471	1-5	.200	1-2	.500	1	3	4	3.2	0	1	1	0	3	18	11.9
ST. BONAVENTURE	12/9/18	*	14	1-8	.125	0-3	.000	3-5	.600	0	1	1	3.0	4	1	0	1	1	5	11.2
AMERICAN	12/16/18	26	5-10	.500	2-6	.333	1-1	1.000	0	1	1	2.8	2	2	0	1	1	13	11.4	
#4 MARYLAND	12/28/18	30	6-12	.500	2-4	.500	2-3	.667	3	5	8	3.3	2	3	1	0	3	16	11.8	
at Indiana	12/31/18	26	5-9	.556	2-3	.667	2-3	.667	0	3	3	3.2	4	0	2	0	0	14	11.9	
WISCONSIN	1/3/19	19	4-8	.500	1-5	.200	2-2	1.000	0	1	1	3.1	4	1	3	1	1	11	11.9	
at Rutgers	01/06/19	7	1-1	1.000	0-0	.000	1-1	1.000	0	0	0	2.9	1	0	3	0	0	3	11.3	
ILLINOIS	1/12/19	12	0-6	.000	0-5	.000	0-0	.000	0	2	2	2.8	1	1	1	0	0	0	10.6	
OHIO STATE	1/17/19	7	1-4	.250	1-2	.500	0-0	.000	0	2	2	2.8	0	1	1	0	0	3	10.1	
at Maryland	01/20/19	20	1-5	.200	0-0	.000	3-4	.750	0	1	1	2.7	2	1	2	0	1	5	9.8	
at Wisconsin	01/24/19	16	2-5	.400	1-3	.333	0-1	.000	1	1	2	2.6	3	1	1	0	0	5	9.6	
#14/18 RUTGERS	1/27/19	23	2-7	.286	1-3	.333	2-3	.667	2	2	4	2.7	2	0	2	0	0	7	9.5	
#13/12 IOWA	2/3/19	12	1-7	.143	0-2	.000	3-4	.750	1	3	4	2.8	0	1	1	0	0	5	9.2	
Totals		4	453	68-175	.389	19-72	.264	39-54	.722	13	45	58	2.8	38	23	32	5	20	194	9.2

### SEASON/CAREER HIGHS

**Points**  
 Season 24 at Florida St. (11/29/18)  
 Career 24 at Florida St. (11/29/18)  
 Big Ten 16 vs. Maryland (12/28/18)

**Rebounds**  
 Season 8 vs. Maryland (12/28/18)  
 Career 8 vs. Maryland (12/28/18)  
 Big Ten 8 vs. Maryland (12/28/18)

**Assists**  
 Season 4 vs. Providence (11/8/18)  
 Career 4 vs. Providence (11/8/18)  
 Big Ten 3 - 3 times

**Steals**  
 Season 3 - 4 times  
 Career 3 - 4 times  
 Big Ten 3 vs. Maryland (12/28/18)

**Blocks**  
 Season 1 - 5 times  
 Career 1 - 9 times  
 Big Ten 1 vs. Wisconsin (1/3/19)

**Field Goals Made**  
 Season 10 at Florida St. (11/29/18)  
 Career 10 at Florida St. (11/29/18)  
 Big Ten 6 vs. Maryland (12/28/18)

**3-Point Field Goals Made**  
 Season 4 vs. Jacksonville (12/2/18)  
 Career 5 at Marshall (11/15/17)  
 Big Ten 2 - 4 times

**Free Throws Made**  
 Season 6 v. Stony Brook (11/25/18)  
 Career 6 - 2 times  
 Big Ten 4 at Nebraska (2/22/18)

**Minutes**  
 Season 38 - 2 times  
 Career 38 - 2 times  
 Big Ten 30 - 2 times

Games played: 21  
 Minutes/game: 21.6  
 Points/game: 9.2  
 FG Pct: 38.9  
 3FG Pct: 26.4  
 FT Pct: 72.2

Rebounds/game: 2.8  
 Assists/game: 1.1  
 Turnovers/game: 1.5  
 Assist/turnover ratio: 0.7  
 Steals/game: 1.0  
 Blocks/game: 0.2

## 2018-19 NOTES

- Put together a strong performance in Big Ten opener vs. Maryland (12/28) with a conference-game career-high 16 points to go along with a career-best 8 rebounds.
- Registered 17 points against Jacksonville (12/2)...made a season-best 4 three-pointers against the Dolphins.
- Shot 10-for-14 from the field en route to a career-best 24 points at Florida State (11/29).
- Tallied 13 points to go along with a career-high 3 steals against Stony Brook (11/25).
- Chipped in 9 points in a comeback victory over North Dakota (11/21).
- Strong all-around effort in 74-72 season-opening win over Providence (11/8), finishing with 12 points, 6 rebounds and a team-best 4 assists.
- Coming off a solid freshman campaign in which she saw action in every game and averaged 5.0 points per game and 17.8 minutes per contest.



# 11 Teniya PAGE

Sr./Sr. • Guard • 5-7  
Chicago, Ill./Marian Catholic  
Agricultural Business Management



## AWARDS AND HONORS

- Senior CLASS Award Final 30 Candidate
- 2018-19 Consensus Preseason All-Big Ten
- 2018-19 Ann Meyers Drysdale Award Preseason Watchlist (nation's top shooting guard)
- Three-time All-Big Ten
- 2017 WBCA All-America Honorable Mention and All-Region
- Two-time All-ECAC

## CAREER STATS

Season	gp-gs	min/avg	Total		3-Point		F-Throws		Rebounds					Scoring						
			fg-fga	pct	fg-fga	pct	ft-fa	pct	off	def	tot	avg	pf	fo	ast	to	blk	stl	pts	avg
2015-16	31-31	1165/37.6	164-399	.411	36-88	.409	109-145	.752	31	85	116	3.7	66	0	131	81	4	37	473	15.3
2016-17	31-31	1083/34.9	209-470	.445	64-145	.441	136-170	.800	27	94	121	3.9	61	0	109	69	0	38	618	19.9
2017-18	27-25	901/33.4	163-399	.409	35-104	.337	137-170	.806	12	85	97	3.6	40	0	78	53	6	43	498	18.4
2018-19	21-20	773/36.8	128-333	.384	37-115	.322	122-156	.782	9	67	76	3.6	37	0	77	49	4	23	415	19.8
<b>TOTAL</b>	<b>110-107</b>	<b>3922/35.7</b>	<b>664-1601</b>	<b>.415</b>	<b>172-452</b>	<b>.381</b>	<b>504-641</b>	<b>.786</b>	<b>79</b>	<b>331</b>	<b>410</b>	<b>3.7</b>	<b>204</b>	<b>0</b>	<b>395</b>	<b>252</b>	<b>14</b>	<b>141</b>	<b>2004</b>	<b>18.2</b>

SEASON/CAREER HIGHS	
<b>Points</b>	
Season	34 v. Stony Brook (11/25/18)
Career	38 vs. Illinois (2/28/17)
Big Ten	38 vs. Illinois (2/28/17)
<b>Rebounds</b>	
Season	8 at Indiana (12/31/18)
Career	13 at American (12/20/17)
Big Ten	9 at Illinois (2/14/17)
<b>Assists</b>	
Season	8 vs. American (12/16/18)
Career	9 vs. Illinois (3/2/16)
Big Ten	8 - 2 times
<b>Steals</b>	
Season	3 vs. Iowa (2/3/19)
Career	6 at Holy Cross (12/7/16)
Big Ten	4 vs. Michigan (1/17/16)
<b>Blocks</b>	
Season	2 at Wisconsin (1/24/19)
Career	2 at Wisconsin (1/24/19)
Big Ten	2 at Wisconsin (1/24/19)
<b>Field Goals Made</b>	
Season	12 v. Stony Brook (11/25/18)
Career	14 vs. Illinois (2/28/18)
Big Ten	14 vs. Illinois (2/28/18)
<b>3-Point Field Goals Made</b>	
Season	5 vs. Jacksonville (12/2/18)
Career	6 - 2 times
Big Ten	6 - 2 times
<b>Free Throws Made</b>	
Season	11 vs. Rutgers (1/27/19)
Career	15 vs. American (12/18/16)
Big Ten	11 - 2 times
<b>Minutes</b>	
Season	44 vs. Princeton (11/18/18)
Career	50 vs. Purdue (1/30/16)
Big Ten	50 vs. Purdue (1/30/16)

## 2018-19 GAME-BY-GAME STATS

Opponent	Date	gs	min	fg-fga	pct	3fg-fga	pct	ft-fa	pct	off	def	tot	avg	pf	a	t/o	blk	stl	pts	avg	
PROVIDENCE	11/08/18	*	37	4-12	.333	1-3	.333	4-7	.571	0	2	2	2.0	2	3	2	0	1	13	13.0	
#24 CALIFORNIA	11/11/18	*	35	4-16	.250	2-7	.286	0-0	.000	3	3	6	4.0	0	4	0	0	1	10	11.5	
at Fordham	11/14/18	*	34	10-20	.500	2-3	.667	3-4	.750	0	5	5	4.3	2	2	0	2	25	16.0		
PRINCETON	11/18/18	*	44	7-19	.368	1-4	.250	8-11	.727	0	6	6	4.8	2	4	1	0	2	23	17.8	
NORTH DAKOTA	11/21/18	*	28	3-12	.250	1-6	.167	8-10	.800	0	2	2	4.2	3	1	4	0	0	15	17.2	
STONY BROOK	11/25/18	*	40	12-22	.545	1-6	.167	9-11	.818	0	3	3	4.0	1	2	3	0	1	34	20.0	
at Florida State	11/29/18	*	36	6-19	.316	1-6	.167	3-3	1.000	0	0	0	3.4	1	0	3	0	1	16	19.4	
JACKSONVILLE	12/2/18	*	36	9-17	.529	5-9	.556	4-5	.800	1	5	6	3.8	1	4	1	1	0	27	20.4	
DUQUESNE	12/5/18	*	37	5-15	.333	2-6	.333	3-6	.500	0	5	5	3.9	1	7	5	0	1	15	19.8	
ST. BONAVENTURE	12/9/18	*	37	6-17	.353	3-8	.375	8-10	.800	0	1	1	3.6	0	4	1	0	1	23	20.1	
AMERICAN	12/16/18	*	37	6-18	.333	0-4	.000	5-5	1.000	1	4	5	3.7	1	8	3	0	1	17	19.8	
#4 MARYLAND	12/28/18	*	38	10-16	.625	3-9	.333	1-2	.500	0	5	5	3.8	4	2	5	0	1	24	20.2	
at Indiana	12/31/18	*	36	6-11	.545	2-2	1.000	10-10	1.000	1	7	8	4.2	4	3	4	0	2	24	20.5	
WISCONSIN	1/3/19	*	37	6-16	.375	1-5	.200	10-12	.833	0	4	4	4.1	0	3	1	0	0	23	20.6	
at Rutgers	01/06/19	*	40	6-16	.375	4-6	.667	7-8	.875	0	1	1	3.9	0	3	1	1	2	23	20.8	
ILLINOIS	1/12/19	*	36	5-13	.385	1-5	.200	2-2	1.000	0	1	1	3.8	2	7	0	0	1	13	20.3	
OHIO STATE	1/17/19	*	42	5-20	.250	3-8	.375	6-9	.667	1	2	3	3.7	1	4	4	0	2	19	20.2	
at Maryland	01/20/19		33	5-12	.417	2-5	.400	8-11	.727	1	4	5	3.8	3	3	0	0	1	20	20.2	
at Wisconsin	01/24/19	*	34	4-11	.364	0-5	.000	8-11	.727	0	3	3	3.7	2	3	5	2	0	16	20.0	
#14/18 RUTGERS	1/27/19	*	38	3-14	.214	1-4	.250	11-12	.917	0	2	2	3.7	4	7	2	0	0	18	19.9	
#13/12 IOWA	2/3/19	*	38	6-17	.353	1-4	.250	4-7	.571	1	2	3	3.6	3	3	2	0	3	17	19.8	
<b>Totals</b>			<b>20</b>	<b>773</b>	<b>128-333</b>	<b>.384</b>	<b>37-115</b>	<b>.322</b>	<b>122-156</b>	<b>.782</b>	<b>9</b>	<b>67</b>	<b>76</b>	<b>3.6</b>	<b>37</b>	<b>77</b>	<b>49</b>	<b>4</b>	<b>23</b>	<b>415</b>	<b>19.8</b>

## 2018-19 NOTES

- Has scored in double figures in 38-straight games, including every game this season.
- Has registered ten 20-plus point efforts this season, including five of Penn State's 10 Big Ten games.
- Recorded her 2,000th career point against Iowa (2/3) to become the sixth-ever Lady Lion to join the 2,000-point club.
- Tallied 17 points, a season-high 8 assists and 5 rebounds in a big win over American (12/16).
- Led the team with 27 points in a win over Jacksonville (12/2), while adding season high-tying 6 rebounds and 4 assists.
- Scored a season-best 34 points on 12-of-22 shooting against Stony Brook (11/25)...it marked her eighth career 30-plus point game, which ranks second all-time in the Lady Lion history books.
- Finished with 15 points, 13 of which came in the fourth quarter, to help Penn State erase an 11-point deficit in the final five minutes of a 75-68 win over North Dakota (11/21).
- Tallied her second-straight 20-plus point game in an OT win over Princeton (11/18), contributing 23 points, 6 rebounds and 4 assists.
- Poured in a game-high 25 points on 10-of-11 shooting to lead Penn State to a road win at Fordham (11/14).

# 12 Kayleigh SEMION

Sr./Sr. • Guard • 5-6  
Dunmore, Pa./Dunmore  
Kinesiology



## CAREER STATS

Season	gp-gs	min/avg	Total		3-Point		F-Throws		Rebounds				Scoring								
			fg-fga	pct	fg-fga	pct	ft-fa	pct	off	def	tot	avg	pf	fo	ast	to	blk	stl	pts	avg	
2017-18	1-0	1/1.0	0-0	.000	0-0	.000	0-0	.000	0	0	0	0.0	1	0	0	0	0	0	0	0	0.0
2018-19	7-0	35/5.0	0-5	.000	0-5	.000	0-0	.000	2	3	5	0.7	1	0	2	0	0	1	1	0	0.0
<b>TOTAL</b>	<b>8-0</b>	<b>36/4.5</b>	<b>0-5</b>	<b>.000</b>	<b>0-5</b>	<b>.000</b>	<b>0-0</b>	<b>.000</b>	<b>2</b>	<b>3</b>	<b>5</b>	<b>0.6</b>	<b>2</b>	<b>0</b>	<b>2</b>	<b>0</b>	<b>0</b>	<b>1</b>	<b>1</b>	<b>0</b>	<b>0.0</b>

## 2018-19 GAME-BY-GAME STATS

Opponent	Date	gs	min	fg-fga	pct	3fg-fga	pct	ft-fa	pct	off	def	tot	avg	pf	a	t/o	blk	stl	pts	avg
PROVIDENCE	11/08/18	dnp	-	-	-	-	-	-	-	-	-	-	-	-	-	-	-	-	-	-
#24 CALIFORNIA	11/11/18	dnp	-	-	-	-	-	-	-	-	-	-	-	-	-	-	-	-	-	-
PRINCETON	11/18/18	3	0-0	.000	0-0	.000	0-0	.000	1	0	1	1.0	0	0	0	0	0	0	0	0.0
NORTH DAKOTA	11/21/18	2	0-0	.000	0-0	.000	0-0	.000	0	0	0	0.5	0	0	0	0	0	0	0	0.0
STONY BROOK	11/25/18	12	0-1	.000	0-1	.000	0-0	.000	0	1	1	0.7	1	1	0	0	0	0	0	0.0
at Florida State	11/29/18	2	0-1	.000	0-1	.000	0-0	.000	0	0	0	0.5	0	0	0	0	0	0	0	0.0
JACKSONVILLE	12/2/18	3	0-2	.000	0-2	.000	0-0	.000	0	0	0	0.4	0	1	0	0	0	0	0	0.0
DUQUESNE	12/5/18	dnp	-	-	-	-	-	-	-	-	-	-	-	-	-	-	-	-	-	-
ST. BONAVENTURE	12/9/18	13	0-1	.000	0-1	.000	0-0	.000	1	2	3	0.8	0	0	0	0	1	0	0	0.0
AMERICAN	12/16/18	0	0-0	.000	0-0	.000	0-0	.000	0	0	0	0.7	0	0	0	0	0	0	0	0.0
#4 MARYLAND	12/28/18	dnp	-	-	-	-	-	-	-	-	-	-	-	-	-	-	-	-	-	-
WISCONSIN	1/3/19	dnp	-	-	-	-	-	-	-	-	-	-	-	-	-	-	-	-	-	-
ILLINOIS	1/12/19	dnp	-	-	-	-	-	-	-	-	-	-	-	-	-	-	-	-	-	-
OHIO STATE	1/17/19	dnp	-	-	-	-	-	-	-	-	-	-	-	-	-	-	-	-	-	-
at Maryland	01/20/19	dnp	-	-	-	-	-	-	-	-	-	-	-	-	-	-	-	-	-	-
#14/18 RUTGERS	1/27/19	dnp	-	-	-	-	-	-	-	-	-	-	-	-	-	-	-	-	-	-
#13/12 IOWA	2/3/19	dnp	-	-	-	-	-	-	-	-	-	-	-	-	-	-	-	-	-	-
<b>Totals</b>		<b>0</b>	<b>35</b>	<b>0-5</b>	<b>.000</b>	<b>0-5</b>	<b>.000</b>	<b>0-0</b>	<b>.000</b>	<b>2</b>	<b>3</b>	<b>5</b>	<b>0.7</b>	<b>1</b>	<b>2</b>	<b>0</b>	<b>0</b>	<b>1</b>	<b>0</b>	<b>0.0</b>

### SEASON/CAREER HIGHS

<b>Points</b>	
Season	n/a
Career	n/a
Big Ten	n/a
<b>Rebounds</b>	
Season	3 vs. St. Bona (12/9/18)
Career	3 vs. St. Bona (12/9/18)
Big Ten	n/a
<b>Assists</b>	
Season	1 - 2 times
Career	1 - 2 times
Big Ten	n/a
<b>Steals</b>	
Season	1 vs. St. Bona (12/9/18)
Career	1 vs. St. Bona (12/9/18)
Big Ten	n/a
<b>Blocks</b>	
Season	n/a
Career	n/a
Big Ten	n/a
<b>Field Goals Made</b>	
Season	n/a
Career	n/a
Big Ten	n/a
<b>3-Point Field Goals Made</b>	
Season	n/a
Career	n/a
Big Ten	n/a
<b>Free Throws Made</b>	
Season	n/a
Career	n/a
Big Ten	n/a
<b>Minutes</b>	
Season	13 vs. St. Bona (12/9/18)
Career	13 vs. St. Bona (12/9/18)
Big Ten	1 vs. Illinois (2/28/18)

Games played: 7  
Minutes/game: 5.0  
FG Pct: 0.0  
3FG Pct: 0.0

Rebounds/game: 0.7  
Assists/game: 0.3  
Assist/turnover ratio: 99.9  
Steals/game: 0.1

## 2018-19 NOTES

- Has made seven appearances this season.
- Registered career-best marks of 3 rebounds and 13 minutes played on her Senior Day against St. Bonaventure (12/9).
- Played 12 minutes against Stony Brook (11/25).
- Provided a crucial spark off energy off the bench against Princeton (11/18), helping the Lady Lions to an overtime comeback win.
- Earned a roster spot during 2017-18 season after serving as a team manager and former member of the club basketball program.

# 22 Leah KNIZNER

Sr./Sr. • Guard • 5-9  
Greensburg, Pa./Hempfield Area  
Nutrition Sciences



## CAREER STATS

Season	gp-gs	min/avg	Total		3-Point		F-Throws		Rebounds				Scoring							
			fg-fga	pct	fg-fga	pct	ft-fa	pct	off	def	tot	avg	pf	fo	ast	to	blk	stl	pts	avg
2015-16	19-0	48/2.5	3-7	.429	3-4	.750	0-0	.000	2	4	6	0.3	6	0	0	3	0	0	9	0.5
2016-17	7-0	14/2.0	2-6	.333	1-4	.250	0-0	.000	0	0	0	0.0	0	0	0	2	0	1	5	0.7
2017-18	6-0	9/1.5	0-2	.000	0-2	.000	0-0	.000	0	1	1	0.2	0	0	1	1	0	0	0	0.0
2018-19	5-0	19/3.8	0-7	.000	0-7	.000	0-0	.000	0	1	1	0.2	1	0	0	1	0	1	0	0.0
<b>TOTAL</b>	<b>37-0</b>	<b>90/2.4</b>	<b>5-22</b>	<b>.227</b>	<b>4-17</b>	<b>.235</b>	<b>0-0</b>	<b>.000</b>	<b>2</b>	<b>6</b>	<b>8</b>	<b>0.2</b>	<b>7</b>	<b>0</b>	<b>1</b>	<b>7</b>	<b>0</b>	<b>2</b>	<b>14</b>	<b>0.4</b>

## 2018-19 GAME-BY-GAME STATS

Opponent	Date	qs	min	fg-fga	pct	3fg-fga	pct	ft-fa	pct	off	def	tot	avg	pf	a	t/o	blk	stl	pts	avg	
PROVIDENCE	11/08/18	dnp	-	-	-	-	-	-	-	-	-	-	-	-	-	-	-	-	-	-	
#24 CALIFORNIA	11/11/18	dnp	-	-	-	-	-	-	-	-	-	-	-	-	-	-	-	-	-	-	
at Fordham	11/14/18	3	0-0	.000	0-0	.000	0-0	.000	0	0	0	0.0	0	0	1	0	0	0	0	0.0	
PRINCETON	11/18/18	dnp	-	-	-	-	-	-	-	-	-	-	-	-	-	-	-	-	-	-	
NORTH DAKOTA	11/21/18	dnp	-	-	-	-	-	-	-	-	-	-	-	-	-	-	-	-	-	-	
STONY BROOK	11/25/18	3	0-1	.000	0-1	.000	0-0	.000	0	0	0	0.0	0	0	0	0	0	0	0	0.0	
at Florida State	11/29/18	dnp	-	-	-	-	-	-	-	-	-	-	-	-	-	-	-	-	-	-	
JACKSONVILLE	12/2/18	4	0-1	.000	0-1	.000	0-0	.000	0	0	0	0.0	1	0	0	0	1	0	0	0.0	
DUQUESNE	12/5/18	5	0-2	.000	0-2	.000	0-0	.000	0	1	1	0.3	0	0	0	0	0	0	0	0.0	
ST. BONAVENTURE	12/9/18	dnp	-	-	-	-	-	-	-	-	-	-	-	-	-	-	-	-	-	-	
AMERICAN	12/16/18	4	0-3	.000	0-3	.000	0-0	.000	0	0	0	0.2	0	0	0	0	0	0	0	0.0	
#4 MARYLAND	12/28/18	dnp	-	-	-	-	-	-	-	-	-	-	-	-	-	-	-	-	-	-	
WISCONSIN	1/3/19	dnp	-	-	-	-	-	-	-	-	-	-	-	-	-	-	-	-	-	-	
ILLINOIS	1/12/19	dnp	-	-	-	-	-	-	-	-	-	-	-	-	-	-	-	-	-	-	
OHIO STATE	1/17/19	dnp	-	-	-	-	-	-	-	-	-	-	-	-	-	-	-	-	-	-	
at Maryland	01/20/19	dnp	-	-	-	-	-	-	-	-	-	-	-	-	-	-	-	-	-	-	
#14/18 RUTGERS	1/27/19	dnp	-	-	-	-	-	-	-	-	-	-	-	-	-	-	-	-	-	-	
#13/12 IOWA	2/3/19	dnp	-	-	-	-	-	-	-	-	-	-	-	-	-	-	-	-	-	-	
<b>Totals</b>			0	19	0-7	.000	0-7	.000	0-0	.000	0	1	1	0.2	1	0	1	0	1	0	0.0

Games played: 5  
Minutes/game: 3.8  
FG Pct: 0.0

Rebounds/game: 0.2  
Turnovers/game: 0.2  
Steals/game: 0.2

### SEASON/CAREER HIGHS

**Points**  
Season n/a  
Career 3 - 4 times  
Big Ten 3 at Michigan (1/20/16)

**Rebounds**  
Season 1 vs. Duquesne (12/5/18)  
Career 2 at Illinois (1/23/16)  
Big Ten 2 at Illinois (1/23/16)

**Assists**  
Season n/a  
Career 1 vs. Illinois (2/28/18)  
Big Ten n/a

**Steals**  
Season 1 vs. Jacksonville (12/2/18)  
Career 1 - 2 times  
Big Ten n/a

**Blocks**  
Season n/a  
Career n/a  
Big Ten n/a

**Field Goals Made**  
Season n/a  
Career 1 - 5 times  
Big Ten 1 - 2 times

**3-Point Field Goals Made**  
Season n/a  
Career 1 - 4 times  
Big Ten 1 at Michigan (2/20/16)

**Free Throws Made**  
Season n/a  
Career n/a  
Big Ten n/a

**Minutes**  
Season 5 vs. Duquesne (12/5/18)  
Career 8 at Illinois (1/23/16)  
Big Ten 8 at Illinois (1/23/16)

## 2018-19 NOTES

- Has made five appearances this season...tallied a rebound in a season-high 5 minutes played against Duquesne (12/5).
- Recorded a steal in a win over Jacksonville (12/2).
- Coming off a junior season that saw her make six appearances...Joined the program as a walk-on in October 2015...Was added to scholarship for the 2016-17 season in Spring 2016.

# 31 Jaida TRAVASCIO-GREEN | Jr./Jr. • Guard • 6-2

Lisle, Ill./Downers Grove North  
Biochemistry & Molecular Biology



## CAREER STATS

Season	gp-gs	min/avg	Total		3-Point		F-Throws			Rebounds				Scoring						
			fg-fga	pct	fg-fga	pct	ft-fa	pct	off	def	tot	avg	pf	fo	ast	to	blk	stl	pts	avg
2016-17	30-15	569/19.0	59-167	.353	46-140	.329	10-20	.500	6	62	68	2.3	38	1	9	29	15	8	174	5.8
2017-18	31-31	952/30.7	113-325	.348	71-222	.320	49-60	.817	30	80	110	3.5	54	0	21	39	24	19	346	11.2
2018-19	10-0	201/20.1	17-54	.315	13-43	.302	11-12	.917	5	13	18	1.8	20	0	4	13	5	1	58	5.8
<b>TOTAL</b>	<b>71-46</b>	<b>1722/24.3</b>	<b>189-546</b>	<b>.346</b>	<b>130-405</b>	<b>.321</b>	<b>70-92</b>	<b>.761</b>	<b>41</b>	<b>155</b>	<b>196</b>	<b>2.8</b>	<b>112</b>	<b>1</b>	<b>34</b>	<b>81</b>	<b>44</b>	<b>28</b>	<b>578</b>	<b>8.1</b>

## 2018-19 GAME-BY-GAME STATS

Opponent	Date	qs	min	fg-fga	pct	3fg-fga	pct	ft-fa	pct	off	def	tot	avg	pf	a	t/o	blk	stl	pts	avg
PROVIDENCE	11/08/18	dnp	-	-	-	-	-	-	-	-	-	-	-	-	-	-	-	-	-	-
#24 CALIFORNIA	11/11/18	dnp	-	-	-	-	-	-	-	-	-	-	-	-	-	-	-	-	-	-
PRINCETON	11/18/18	dnp	-	-	-	-	-	-	-	-	-	-	-	-	-	-	-	-	-	-
NORTH DAKOTA	11/21/18	dnp	-	-	-	-	-	-	-	-	-	-	-	-	-	-	-	-	-	-
STONY BROOK	11/25/18	dnp	-	-	-	-	-	-	-	-	-	-	-	-	-	-	-	-	-	-
at Florida State	11/29/18	dnp	-	-	-	-	-	-	-	-	-	-	-	-	-	-	-	-	-	-
JACKSONVILLE	12/2/18	dnp	-	-	-	-	-	-	-	-	-	-	-	-	-	-	-	-	-	-
DUQUESNE	12/5/18	dnp	-	-	-	-	-	-	-	-	-	-	-	-	-	-	-	-	-	-
ST. BONAVENTURE	12/9/18	dnp	-	-	-	-	-	-	-	-	-	-	-	-	-	-	-	-	-	-
AMERICAN	12/16/18	dnp	-	-	-	-	-	-	-	-	-	-	-	-	-	-	-	-	-	-
#4 MARYLAND	12/28/18	20	1-8	.125	1-7	.143	2-2	1.000	1	0	1	1.0	0	0	0	1	0	5	5.0	
at Indiana	12/31/18	18	0-4	.000	0-4	.000	2-2	1.000	1	2	3	2.0	4	0	4	0	1	2	3.5	
WISCONSIN	1/3/19	7	1-2	.500	0-1	.000	0-0	.000	0	2	2	2.0	1	0	0	1	0	2	3.0	
at Rutgers	01/06/19	28	2-5	.400	1-4	.250	0-0	.000	0	1	1	1.8	4	1	2	0	0	5	3.5	
ILLINOIS	1/12/19	14	1-5	.200	1-3	.333	4-4	1.000	0	2	2	1.8	1	0	1	2	0	7	4.2	
OHIO STATE	1/17/19	27	2-6	.333	2-5	.400	3-4	.750	1	2	3	2.0	3	0	1	1	0	9	5.0	
at Maryland	01/20/19	16	2-4	.500	2-4	.500	0-0	.000	0	1	1	1.9	0	1	1	0	0	6	5.1	
at Wisconsin	01/24/19	27	5-9	.556	4-7	.571	0-0	.000	0	2	2	1.9	4	1	2	0	0	14	6.3	
#14/18 RUTGERS	1/27/19	27	3-7	.429	2-5	.400	0-0	.000	1	0	1	1.8	2	0	1	0	0	8	6.4	
#13/12 IOWA	2/3/19	17	0-4	.000	0-3	.000	0-0	.000	1	1	2	1.8	1	1	1	0	0	0	5.8	
<b>Totals</b>		<b>0</b>	<b>201</b>	<b>17-54</b>	<b>.315</b>	<b>13-43</b>	<b>.302</b>	<b>11-12</b>	<b>.917</b>	<b>5</b>	<b>13</b>	<b>18</b>	<b>1.8</b>	<b>20</b>	<b>4</b>	<b>13</b>	<b>5</b>	<b>1</b>	<b>58</b>	<b>5.8</b>

### SEASON/CAREER HIGHS

<b>Points</b>
Season 14 at Wisconsin (1/24/19)
Career 31 vs. Drexel (11/12/17)
Big Ten 21 vs. Maryland (12/31/17)
<b>Rebounds</b>
Season 3 - 2 times
Career 8 vs. Siena (11/10/17)
Big Ten 5 - 3 times
<b>Assists</b>
Season 1 - 4 times
Career 3 vs. LA Tech (11/24/17)
Big Ten 2 - 3 times
<b>Steals</b>
Season 1 at Indiana (12/31/18)
Career 3 vs. Siena (11/10/17)
Big Ten 2 - 2 times
<b>Blocks</b>
Season 2 vs. Illinois (1/12/19)
Career 5 vs. Drexel (11/12/17)
Big Ten 2 - 2 times
<b>Field Goals Made</b>
Season 5 at Wisconsin (1/24/19)
Career 10 vs. Drexel (11/12/17)
Big Ten 8 vs. Maryland (12/31/17)
<b>3-Point Field Goals Made</b>
Season 4 at Wisconsin (1/24/19)
Career 7 vs. Drexel (11/12/17)
Big Ten 6 at Wisconsin (1/14/18)
<b>Free Throws Made</b>
Season 4 vs. Illinois (1/12/19)
Career 5 vs. Manhattan (12/3/17)
Big Ten 4 - 4 times
<b>Minutes</b>
Season 28 at Rutgers (1/6/19)
Career 37 at American (12/20/17)
Big Ten 36 vs. Rutgers (1/18/18)

Games played: 10	Rebounds/game: 1.8
Minutes/game: 20.1	Assists/game: 0.4
Points/game: 5.8	Turnovers/game: 1.3
FG Pct: 31.5	Assist/turnover ratio: 0.3
3FG Pct: 30.2	Steals/game: 0.1
FT Pct: 91.7	Blocks/game: 0.5

## 2018-19 NOTES

- Drained four three-pointers in the first half en route to a season-best 14 points in a Big Ten road win at Wisconsin (1/24).
- Scored 9 points against Ohio State (1/17).
- Scored 7 points in a Big Ten win over Illinois (1/12).
- Made season debut against #4 Maryland (12/28) in Big Ten opener after being sidelined due to injury...tallied 5 points in debut.
- Finished as Penn State's third-leading scorer a season ago with 11.2 points per game and led the team with 71 made three-pointers.



# 33 Lauren EBO

Fr./Fr. • Forward • 6-4  
Washington D.C./Riverdale Baptist  
Business



## CAREER STATS

Season	gp-gs	min/avg	Total		3-Point		F-Throws		Rebounds				Scoring							
			fg-fga	pct	fg-fga	pct	ft-fga	pct	off	def	tot	avg	pf	fo	ast	to	blk	stl	pts	avg
2018-19	20-5	386/19.3	41-91	.451	0-0	.000	13-32	.406	38	69	107	5.4	52	1	7	34	20	7	95	4.8
TOTAL	20-5	386/19.3	41-91	.451	0-0	.000	13-32	.406	38	69	107	5.4	52	1	7	34	20	7	95	4.8

## 2018-19 GAME-BY-GAME STATS

Opponent	Date	gs	min	fg-fga	pct	3fg-fga	pct	ft-fga	pct	off	def	tot	avg	pf	a	t/o	blk	stl	pts	avg	
PROVIDENCE	11/08/18	*	11	0-2	.000	0-0	.000	0-0	.000	2	4	6	6.0	4	0	4	1	0	0	0.0	
#24 CALIFORNIA	11/11/18	*	17	0-4	.000	0-0	.000	1-2	.500	2	2	4	5.0	4	1	1	2	0	1	0.5	
PRINCETON	11/18/18	*	12	0-4	.000	0-0	.000	0-0	.000	1	3	4	4.7	0	0	1	1	0	0	0.3	
NORTH DAKOTA	11/21/18		18	2-2	1.000	0-0	.000	2-2	1.000	0	2	2	4.0	2	0	0	0	0	6	1.8	
STONY BROOK	11/25/18	*	19	2-2	1.000	0-0	.000	0-0	.000	1	0	1	3.4	2	0	6	1	1	4	2.2	
at Florida State	11/29/18	*	31	1-3	.333	0-0	.000	1-2	.500	1	5	6	3.8	4	0	4	2	0	3	2.3	
JACKSONVILLE	12/2/18		18	4-6	.667	0-0	.000	1-2	.500	3	2	5	4.0	4	0	2	3	0	9	3.3	
DUQUESNE	12/5/18		20	4-5	.800	0-0	.000	0-0	.000	2	3	5	4.1	4	0	2	0	0	8	3.9	
ST. BONAVENTURE	12/9/18		25	6-11	.545	0-0	.000	3-4	.750	4	8	12	5.0	2	0	1	3	0	15	5.1	
AMERICAN	12/16/18		25	4-9	.444	0-0	.000	1-4	.250	7	5	12	5.7	1	2	0	2	0	9	5.5	
#4 MARYLAND	12/28/18		24	1-4	.250	0-0	.000	0-2	.000	1	3	4	5.5	4	0	0	1	0	2	5.2	
at Indiana	12/31/18		18	1-4	.250	0-0	.000	0-0	.000	1	2	3	5.3	5	0	4	1	2	2	4.9	
WISCONSIN	1/3/19		20	2-3	.667	0-0	.000	1-6	.167	3	2	5	5.3	4	0	1	1	2	5	4.9	
at Rutgers	01/06/19		9	0-1	.000	0-0	.000	0-0	.000	1	2	3	5.1	2	0	1	0	0	0	4.6	
ILLINOIS	1/12/19		10	1-1	1.000	0-0	.000	0-2	.000	0	4	4	5.1	1	1	2	0	0	2	4.4	
OHIO STATE	1/17/19		16	1-1	1.000	0-0	.000	0-0	.000	1	4	5	5.1	1	0	2	0	1	2	4.3	
at Maryland	01/20/19		27	3-8	.375	0-0	.000	1-3	.333	2	7	9	5.3	4	2	1	0	0	7	4.4	
at Wisconsin	01/24/19		23	5-10	.500	0-0	.000	0-0	.000	3	3	6	5.3	2	0	2	0	0	10	4.7	
#14/18 RUTGERS	1/27/19		26	2-5	.400	0-0	.000	2-2	1.000	2	7	9	5.5	0	1	0	0	1	6	4.8	
#13/12 IOWA	2/3/19		17	2-6	.333	0-0	.000	0-1	.000	1	1	2	5.4	2	0	0	2	0	4	4.8	
Totals			5	386	41-91	.451	0-0	.000	13-32	.406	38	69	107	5.4	52	7	34	20	7	95	4.8

### SEASON/CAREER HIGHS

<b>Points</b>	
Season	15 vs. St. Bona (12/9/18)
Career	15 vs. St. Bona (12/9/18)
Big Ten	10 at Wisconsin (1/24/19)
<b>Rebounds</b>	
Season	12 - 2 times
Career	12 - 2 times
Big Ten	9 - 2 times
<b>Assists</b>	
Season	2 - 2 times
Career	2 - 2 times
Big Ten	2 at Maryland (1/20/19)
<b>Steals</b>	
Season	2 - 2 times
Career	2 - 2 times
Big Ten	2 - 2 times
<b>Blocks</b>	
Season	3 - 2 times
Career	3 - 2 times
Big Ten	2 vs. Iowa (2/3/19)

<b>Field Goals Made</b>	
Season	6 vs. St. Bona (12/9/18)
Career	6 vs. St. Bona (12/9/18)
Big Ten	5 at Wisconsin (1/24/19)

<b>3-Point Field Goals Made</b>	
Season	n/a
Career	n/a
Big Ten	n/a

<b>Free Throws Made</b>	
Season	3 vs. St. Bona (12/9/18)
Career	3 vs. St. Bona (12/9/18)
Big Ten	2 vs. Rutgers (1/27/19)

<b>Minutes</b>	
Season	27 at Maryland (1/20/19)
Career	27 at Maryland (1/20/19)
Big Ten	27 at Maryland (1/20/19)

Games played: 20  
Minutes/game: 19.3  
Points/game: 4.8  
FG Pct: 45.1  
FT Pct: 40.6

Rebounds/game: 5.4  
Assists/game: 0.4  
Turnovers/game: 1.7  
Assist/turnover ratio: 0.2  
Steals/game: 0.4  
Blocks/game: 1.0

## 2018-19 NOTES

- Scored a Big Ten career high 10 points in a road win at Wisconsin (1/24).
- Tallied 7 points and 9 rebounds in a career-best 27 minutes of action at #9 Maryland (1/20).
- Narrowly missed her second-straight double-double with 9 points and 12 rebounds in a win over American (12/16).
- Put together the best performance of her young career with her first career double-double against St. Bonaventure (12/2)...tallied career-best marks of 15 points and 12 rebounds.
- Provided a crucial spark with 8 points and 5 rebounds against Duquesne (12/5).
- Registered 9 points and 3 blocks in a win over Jacksonville (12/2).
- Comes to Penn State after spending two years at Riverdale Baptist School and two years at Paul VI Catholic High School...Led Riverdale Baptist to a pair of 20-plus win seasons, including the Independent School National Championship as a senior.

# 34 Sarah McMURTRY | Sr./Sr. • Guard • 5-6 Pittsburgh, Pa./Upper St. Clair Accounting



## AWARDS AND HONORS

Two-time Big Ten Sportsmanship Award Winner (2016, 2017)  
Two-time Team Captain (2016-17, 2017-18)

## CAREER STATS

Season	gp-gs	min/avg	Total		3-Point		F-Throws			Rebounds				Scoring						
			fg-fga	pct	fg-fga	pct	ft-fa	pct	off	def	tot	avg	pf	fo	ast	to	blk	stl	pts	avg
2015-16	8-0	9/1.1	1-1	1.000	1-1	1.000	0-0	.000	0	0	0	0.0	0	0	0	1	0	0	3	0.4
2016-17	8-0	15/1.9	0-1	.000	0-1	.000	0-0	.000	0	0	0	0.0	0	0	0	0	0	0	0	0.0
2017-18	6-0	11/1.8	0-2	.000	0-1	.000	0-0	.000	0	0	0	0.0	0	0	0	0	0	0	0	0.0
2018-19	2-0	2/1.0	0-0	.000	0-0	.000	0-0	.000	0	0	0	0.0	0	0	0	0	0	0	0	0.0
<b>TOTAL</b>	<b>24-0</b>	<b>37/1.5</b>	<b>1-4</b>	<b>.250</b>	<b>1-3</b>	<b>.333</b>	<b>0-0</b>	<b>.000</b>	<b>0</b>	<b>0</b>	<b>0</b>	<b>0.0</b>	<b>0</b>	<b>0</b>	<b>0</b>	<b>1</b>	<b>0</b>	<b>0</b>	<b>3</b>	<b>0.1</b>

### SEASON/CAREER HIGHS

<b>Points</b>	
Season	n/a
Career	3 vs. Maryland (1/27/16)
Big Ten	3 vs. Maryland (1/27/16)
<b>Rebounds</b>	
Season	n/a
Career	n/a
Big Ten	n/a
<b>Assists</b>	
Season	n/a
Career	n/a
Big Ten	n/a
<b>Steals</b>	
Season	n/a
Career	n/a
Big Ten	n/a
<b>Blocks</b>	
Season	n/a
Career	n/a
Big Ten	n/a
<b>Field Goals Made</b>	
Season	n/a
Career	1 vs. Maryland (1/27/16)
Big Ten	1 vs. Maryland (1/27/16)
<b>3-Point Field Goals Made</b>	
Season	n/a
Career	1 vs. Maryland (1/27/16)
Big Ten	1 vs. Maryland (1/27/16)
<b>Free Throws Made</b>	
Season	n/a
Career	n/a
Big Ten	n/a
<b>Minutes</b>	
Season	1 - 2 times
Career	4 vs. Siena (11/10/17)
Big Ten	2 vs. Wisconsin (1/16/17)

## 2018-19 GAME-BY-GAME STATS

Opponent	Date	gs	min	fg-fga	pct	3fg-fga	pct	ft-fa	pct	off	def	tot	avg	pf	a	t/o	blk	stl	pts	avg
PROVIDENCE	11/08/18	dnp	-	-	-	-	-	-	-	-	-	-	-	-	-	-	-	-	-	-
#24 CALIFORNIA	11/11/18	dnp	-	-	-	-	-	-	-	-	-	-	-	-	-	-	-	-	-	-
PRINCETON	11/18/18	dnp	-	-	-	-	-	-	-	-	-	-	-	-	-	-	-	-	-	-
NORTH DAKOTA	11/21/18	dnp	-	-	-	-	-	-	-	-	-	-	-	-	-	-	-	-	-	-
STONY BROOK	11/25/18	dnp	-	-	-	-	-	-	-	-	-	-	-	-	-	-	-	-	-	-
at Florida State	11/29/18	dnp	-	-	-	-	-	-	-	-	-	-	-	-	-	-	-	-	-	-
JACKSONVILLE	12/2/18	dnp	-	-	-	-	-	-	-	-	-	-	-	-	-	-	-	-	-	-
DUQUESNE	12/5/18	dnp	-	-	-	-	-	-	-	-	-	-	-	-	-	-	-	-	-	-
ST. BONAVENTURE	12/9/18	dnp	-	-	-	-	-	-	-	-	-	-	-	-	-	-	-	-	-	-
AMERICAN	12/16/18	1	0-0	.000	0-0	.000	0-0	.000	0	0	0	0.0	0	0	0	0	0	0	0	0.0
#4 MARYLAND	12/28/18	dnp	-	-	-	-	-	-	-	-	-	-	-	-	-	-	-	-	-	-
WISCONSIN	1/3/19	dnp	-	-	-	-	-	-	-	-	-	-	-	-	-	-	-	-	-	-
ILLINOIS	1/12/19	1	0-0	.000	0-0	.000	0-0	.000	0	0	0	0.0	0	0	0	0	0	0	0	0.0
OHIO STATE	1/17/19	dnp	-	-	-	-	-	-	-	-	-	-	-	-	-	-	-	-	-	-
at Maryland	01/20/19	dnp	-	-	-	-	-	-	-	-	-	-	-	-	-	-	-	-	-	-
#14/18 RUTGERS	1/27/19	dnp	-	-	-	-	-	-	-	-	-	-	-	-	-	-	-	-	-	-
#13/12 IOWA	2/3/19	dnp	-	-	-	-	-	-	-	-	-	-	-	-	-	-	-	-	-	-
<b>Totals</b>		0	2	0-0	.000	0-0	.000	0-0	.000	0	0	0	0.0	0	0	0	0	0	0	0.0

Games played: 2  
Minutes/game: 1.0

## 2018-19 NOTES

- Made an appearance on her Senior Day in a 62-48 win over Illinois (1/12).
- Saw first action of the season in an 80-59 win over American (12/16).
- Enters senior season as a two-time team captain and two-time winner of the Big Ten Sportsmanship Award...Joined program as a walk-on in October 2015 and was added to scholarship for the 2016-17 season in Spring 2016.

# 43 Bexley WALLACE | Fr./Fr. • Forward • 6-3

Pickerington, Ohio/Pickerington Central Psychology



## CAREER STATS

Season	gp-gs	min/avg	Total		3-Point		F-Throws			Rebounds				Scoring						
			fg-fga	pct	fg-fga	pct	ft-fa	pct	off	def	tot	avg	pf	fo	ast	to	blk	stl	pts	avg
2018-19	18-2	127/7.1	8-18	.444	0-0	.000	5-8	.625	8	13	21	1.2	23	0	2	10	3	3	21	1.2
<b>TOTAL</b>	<b>18-2</b>	<b>127/7.1</b>	<b>8-18</b>	<b>.444</b>	<b>0-0</b>	<b>.000</b>	<b>5-8</b>	<b>.625</b>	<b>8</b>	<b>13</b>	<b>21</b>	<b>1.2</b>	<b>23</b>	<b>0</b>	<b>2</b>	<b>10</b>	<b>3</b>	<b>3</b>	<b>21</b>	<b>1.2</b>

## 2018-19 GAME-BY-GAME STATS

Opponent	Date	gs	min	fg-fga	pct	3fg-fga	pct	ft-fa	pct	off	def	tot	avg	pf	a	t/o	blk	stl	pts	avg
PROVIDENCE	11/08/18	13	1-2	.500	0-0	.000	0-0	.000	1	4	5	5.0	2	0	1	0	0	2	2.0	
#24 CALIFORNIA	11/11/18	17	2-4	.500	0-0	.000	0-0	.000	2	1	3	4.0	4	0	0	0	0	4	3.0	
at Fordham	11/14/18	*	4	0-0	.000	0-0	.000	0-0	.000	0	0	0	2.7	1	0	0	0	0	2.0	
PRINCETON	11/18/18	2	0-0	.000	0-0	.000	0-0	.000	0	0	0	2.0	2	1	1	0	0	0	1.5	
NORTH DAKOTA	11/21/18	*	9	0-0	.000	0-0	.000	0-0	.000	0	0	0	1.6	1	0	0	1	0	1.2	
STONY BROOK	11/25/18	17	0-0	.000	0-0	.000	3-4	.750	2	2	4	2.0	3	0	2	1	1	3	1.5	
at Florida State	11/29/18	26	4-5	.800	0-0	.000	1-2	.500	1	4	5	2.4	1	0	2	0	0	9	2.6	
JACKSONVILLE	12/2/18	13	0-2	.000	0-0	.000	0-0	.000	1	0	1	2.3	2	1	3	1	0	0	2.3	
DUQUESNE	12/5/18	6	0-1	.000	0-0	.000	1-2	.500	0	1	1	2.1	0	0	0	0	0	1	2.1	
ST. BONAVENTURE	12/9/18	2	1-2	.500	0-0	.000	0-0	.000	1	0	1	2.0	1	0	0	0	0	2	2.1	
AMERICAN	12/16/18	2	0-0	.000	0-0	.000	0-0	.000	0	0	0	1.8	2	0	1	0	0	0	1.9	
#4 MARYLAND	12/28/18	2	0-0	.000	0-0	.000	0-0	.000	0	0	0	1.7	1	0	0	0	0	0	1.8	
at Indiana	12/31/18	4	0-1	.000	0-0	.000	0-0	.000	0	0	0	1.5	1	0	0	0	0	0	1.6	
WISCONSIN	1/3/19	2	0-1	.000	0-0	.000	0-0	.000	0	0	0	1.4	0	0	0	0	0	0	1.5	
at Rutgers	01/06/19	1	0-0	.000	0-0	.000	0-0	.000	0	0	0	1.3	0	0	0	0	0	0	1.4	
ILLINOIS	1/12/19	dnp	-	-	-	-	-	-	-	-	-	-	-	-	-	-	-	-	-	
OHIO STATE	1/17/19	2	0-0	.000	0-0	.000	0-0	.000	0	0	0	1.3	0	0	0	0	0	0	1.3	
at Maryland	01/20/19	dnp	-	-	-	-	-	-	-	-	-	-	-	-	-	-	-	-	-	
at Wisconsin	01/24/19	3	0-0	.000	0-0	.000	0-0	.000	0	1	1	1.2	2	0	0	0	2	0	1.2	
#14/18 RUTGERS	1/27/19	dnp	-	-	-	-	-	-	-	-	-	-	-	-	-	-	-	-	-	
#13/12 IOWA	2/3/19	2	0-0	.000	0-0	.000	0-0	.000	0	0	0	1.2	0	0	0	0	0	0	1.2	
<b>Totals</b>		<b>2</b>	<b>127</b>	<b>8-18</b>	<b>.444</b>	<b>0-0</b>	<b>.000</b>	<b>5-8</b>	<b>.625</b>	<b>8</b>	<b>13</b>	<b>21</b>	<b>1.2</b>	<b>23</b>	<b>2</b>	<b>10</b>	<b>3</b>	<b>3</b>	<b>21</b>	<b>1.2</b>

### SEASON/CAREER HIGHS

**Points**  
 Season 9 at Florida St. (11/29/18)  
 Career 9 at Florida St. (11/29/18)  
 Big Ten n/a

**Rebounds**  
 Season 5 - 2 times  
 Career 5 - 2 times  
 Big Ten 1 at Wisconsin (1/24/19)

**Assists**  
 Season 1 - 3 times  
 Career 1 - 3 times  
 Big Ten n/a

**Steals**  
 Season 2 at Wisconsin (1/24/19)  
 Career 2 at Wisconsin (1/24/19)  
 Big Ten 2 at Wisconsin (1/24/19)

**Blocks**  
 Season 1 - 3 times  
 Career 1 - 3 times  
 Big Ten n/a

**Field Goals Made**  
 Season 4 at Florida St. (11/29/18)  
 Career 4 at Florida St. (11/29/18)  
 Big Ten n/a

**3-Point Field Goals Made**  
 Season n/a  
 Career n/a  
 Big Ten n/a

**Free Throws Made**  
 Season 3 v. Stony Brook (11/25/18)  
 Career 3 v. Stony Brook (11/25/18)  
 Big Ten n/a

**Minutes**  
 Season 26 at Florida St. (11/29/18)  
 Career 26 at Florida St. (11/29/18)  
 Big Ten 4 at Indiana (12/31/18)

Games played: 18  
 Minutes/game: 7.1  
 Points/game: 1.2  
 FG Pct: 44.4  
 FT Pct: 62.5

Rebounds/game: 1.2  
 Assists/game: 0.1  
 Turnovers/game: 0.6  
 Assist/turnover ratio: 0.2  
 Steals/game: 0.2  
 Blocks/game: 0.2

## 2018-19 NOTES

- Has averaged 7.1 minutes per game in her first 18 collegiate contests...earned first career start at Fordham (11/14).
- Scored a career-best 9 points and pulled down 5 rebounds in a career-high 26 minutes of action at Florida State (11/29).
- Comes to Penn State after success at both the high school level and international stage... Was a part of the USA Basketball 16U squad that captured the bronze medal with a 4-1 record at the 2015 FIBA Americas U16 Championship in Puebla, Mexico...Was a four-time All-Conference pick at Pickerington Central High School.

# PAGE 24 | GAME 22 | PENN STATE AT OHIO STATE

## GAME 1: PENN STATE 74, PROVIDENCE 72

Official Basketball Box Score -- Game Totals -- Final Statistics  
**Providence vs Penn State**  
 11/08/18 7:01 PM at University Park, Pa. - Bryce Jordan Cntr

Providence 72 • 0-1

#	Player	Total			3-Ptr			Rebounds			PF	TP	A	TO	Blk	Stl	Min
		FG-FGA	FG-FGA	FT-FTA	FG-FGA	FG-FGA	FT-FTA	Off	Def	Tot							
10	BASKERVILLE, Mary	f	1-3	0-0	0-0	1	2	3	2	2	1	1	2	2	9		
21	JOLIN, Maddie	f	4-11	1-5	1-2	0	3	3	2	10	3	2	0	1	32		
02	WILLIAMS, Chanell	g	3-10	0-2	4-4	2	1	3	3	10	3	4	0	1	29		
11	NOGIC, Jovana	g	7-17	4-9	0-0	0	3	3	4	18	1	1	0	3	29		
22	ORLANDO, Olivia	g	1-1	0-0	0-2	1	5	6	2	2	3	1	0	1	11		
00	WEBB, Kaela	f	6-11	2-4	1-2	1	0	1	2	15	2	1	0	2	23		
01	SCOTT, Earlette	f	0-0	0-0	0-0	0	0	0	0	0	0	0	0	0	2		
05	SPIWAK, Kyra	f	1-3	0-2	0-0	0	0	1	1	2	2	1	0	0	17		
23	CHE, Clara	f	0-0	0-0	0-0	0	0	0	1	0	0	1	0	0	2		
32	GEARY, Alyssa	g	3-3	1-1	0-0	0	1	1	1	7	1	0	2	0	15		
33	COOPER, Andrea	g	3-5	0-0	0-2	1	4	5	2	6	1	2	0	0	31		
	Team					2	0	2									
	Totals		29-64	8-23	6-12	7	21	28	20	72	17	14	4	10	200		

1st - FG %:	12-21 57.1%	2nd - 4-16 25.0%	3rd - 10-16 62.5%	4th - 3-11 27.3%	Game - 29-64 45.3%	Deadball
3FG %:	6-9 66.7%	0-5 0.0%	2-7 28.6%	0-2 0.0%	8-23 34.8%	Rebounds
FT %:	0-0 0.0%	2-4 50.0%	1-4 25.0%	3-4 75.0%	6-12 50.0%	3,1

Penn State 74 • 1-0

#	Player	Total			3-Ptr			Rebounds			PF	TP	A	TO	Blk	Stl	Min
		FG-FGA	FG-FGA	FT-FTA	FG-FGA	FG-FGA	FT-FTA	Off	Def	Tot							
01	Alisia Smith	f	4-6	0-0	5-6	3	4	7	5	13	0	4	2	0	21		
33	Lauren Ebo	f	0-2	0-0	0-0	2	4	6	4	0	0	4	1	0	11		
02	Amari Carter	g	6-13	3-6	0-0	1	4	5	1	15	1	3	0	3	32		
04	Siyeh Frazier	g	5-10	0-0	0-0	1	2	3	4	10	3	1	0	3	30		
11	Teniya Page	g	4-12	1-3	4-7	0	2	2	13	3	2	0	1	37			
03	Karisma Ortiz	g	0-3	0-1	0-0	1	2	3	0	0	1	3	0	1	10		
05	Kamaria McDaniel	g	4-8	0-2	4-4	1	5	6	0	12	4	2	0	1	29		
24	Sam Breen	g	3-6	1-3	2-2	3	4	7	2	9	1	1	0	0	17		
43	Bexley Wallace	g	1-2	0-0	0-0	1	4	5	2	2	0	1	0	0	13		
	Team					2	0	2									
	Totals		27-62	5-15	15-19	15	31	46	20	74	13	22	3	9	200		

1st - FG %:	8-14 57.1%	2nd - 5-14 35.7%	3rd - 6-18 33.3%	4th - 8-16 50.0%	Game - 27-62 43.5%	Deadball
3FG %:	0-1 0.0%	2-5 40.0%	1-7 14.3%	5-15 33.3%	15-19 78.9%	Rebounds
FT %:	5-6 83.3%	3-4 75.0%	2-4 50.0%	5-5 100.0%	15-19 78.9%	2

Score by periods	1st	2nd	3rd	4th	Total
Providence	30	10	23	9	72
Penn State	21	15	15	23	74

Officials: Dee Kantner, Denise Brooks, Kevin Pethel  
 Technical fouls: Providence-None. Penn State-None.  
 Attendance: 2115

Score tied - 5 times.  
 Lead changed - 11 times.

## GAME 2: #24 CAL 75, PENN STATE 58

Official Basketball Box Score -- Game Totals -- Final Statistics  
**#24 California vs Penn State**  
 11/11/18 2:01 PM at University Park, Pa. - Bryce Jordan Cntr

#24 California 75 • 2-0

#	Player	Total			3-Ptr			Rebounds			PF	TP	A	TO	Blk	Stl	Min
		FG-FGA	FG-FGA	FT-FTA	FG-FGA	FG-FGA	FT-FTA	Off	Def	Tot							
33	Brown, Jaelyn	f	7-9	1-1	1-1	0	7	7	4	16	1	0	1	2	31		
31	Anigwe, Kristine	c	9-18	1-1	5-9	8	14	22	4	24	2	6	2	2	35		
01	Thomas, Asha	g	4-7	1-4	2-2	2	2	4	2	11	2	2	0	2	33		
14	Smith, Kianna	g	1-11	1-7	2-2	0	3	3	1	5	4	5	0	0	33		
24	Caldwell, Reece	g	4-10	1-4	0-0	1	6	7	4	9	5	4	1	1	37		
00	Forbes, McKenzie	f	2-3	1-2	3-3	0	1	1	0	8	0	0	1	2	13		
04	Styles, Alaysia	f	1-2	0-0	0-0	0	0	0	2	2	1	1	0	0	10		
20	Mosley, Mo	f	0-0	0-0	0-0	0	1	1	0	0	0	1	0	0	1		
30	West, CJ	g	0-2	0-0	0-0	2	2	2	0	2	0	0	0	0	7		
	Team					2	0	2									
	Totals		28-62	6-19	13-17	15	34	49	17	75	15	21	5	9	200		

1st - FG %:	5-16 31.3%	2nd - 5-12 41.7%	3rd - 9-17 52.9%	4th - 9-17 52.9%	Game - 28-62 45.2%	Deadball
3FG %:	1-4 25.0%	3-7 42.9%	0-3 0.0%	2-5 40.0%	6-19 31.6%	Rebounds
FT %:	2-3 66.7%	7-8 87.5%	3-5 60.0%	1-1 100.0%	13-17 76.5%	2

Penn State 58 • 1-1

#	Player	Total			3-Ptr			Rebounds			PF	TP	A	TO	Blk	Stl	Min
		FG-FGA	FG-FGA	FT-FTA	FG-FGA	FG-FGA	FT-FTA	Off	Def	Tot							
01	Alisia Smith	f	3-9	0-0	4-5	6	5	11	3	10	0	4	3	4	26		
33	Lauren Ebo	f	0-4	0-0	1-2	2	2	4	4	1	1	2	0	0	17		
02	Amari Carter	g	2-10	1-4	0-0	1	3	4	2	5	4	1	0	0	31		
04	Siyeh Frazier	g	6-14	2-4	3-3	1	1	2	1	7	0	2	0	3	27		
11	Teniya Page	g	4-16	2-7	0-0	3	3	6	0	10	4	0	0	1	35		
03	Karisma Ortiz	g	2-4	0-0	0-0	1	3	4	4	4	1	4	0	0	16		
05	Kamaria McDaniel	g	2-9	0-5	3-3	1	1	2	1	7	1	2	0	0	17		
24	Sam Breen	g	0-2	0-1	0-2	0	2	2	0	0	2	1	0	1	14		
43	Bexley Wallace	g	2-4	0-0	0-0	2	1	3	4	4	0	0	0	0	17		
	Team					2	0	2									
	Totals		21-72	5-21	11-15	19	21	40	19	58	13	15	5	9	200		

1st - FG %:	3-16 18.8%	2nd - 8-18 44.4%	3rd - 6-23 26.1%	4th - 4-15 26.7%	Game - 21-72 29.2%	Deadball
3FG %:	1-3 33.3%	2-6 33.3%	1-6 16.7%	1-6 16.7%	5-21 23.8%	Rebounds
FT %:	3-4 75.0%	1-3 33.3%	3-3 100.0%	4-5 80.0%	11-15 73.3%	2

Score by periods	1st	2nd	3rd	4th	Total
#24 California	13	20	21	21	75
Penn State	10	19	16	13	58

Officials: Felicia Grinter, Jesse Dickerson, Cameron Inouye  
 Technical fouls: #24 California-None. Penn State-None.  
 Attendance: 2406

Score tied - 7 times.  
 Lead changed - 8 times.

## GAME 3: PENN STATE 72, FORDHAM 55

Official Basketball Box Score -- Game Totals -- Final Statistics  
**Penn State vs Fordham**  
 11/14/18 7:00 pm at Rose Hill Gym (Bronx, NY)

Penn State 72 • 2-1

#	Player	Total			3-Ptr			Rebounds			PF	TP	A	TO	Blk	Stl	Min
		FG-FGA	FG-FGA	FT-FTA	FG-FGA	FG-FGA	FT-FTA	Off	Def	Tot							
01	Alisia Smith	f	7-10	0-0	2-2	4	4	8	3	16	1	1	2	0	28		
43	Bexley Wallace	f	0-0	0-0	0-0	0	0	0	1	0	0	0	0	0	4		
02	Amari Carter	g	1-8	1-4	2-2	0	5	2	5	3	1	1	0	0	33		
04	Siyeh Frazier	g	6-11	1-2	2-3	1	4	5	3	15	3	5	0	4	36		
11	Teniya Page	g	10-20	2-3	3-4	0	5	5	2	25	2	2	0	2	34		
03	Karisma Ortiz	g	3-6	0-0	0-0	0	7	7	1	6	5	1	0	2	31		
05	Kamaria McDaniel	g	1-7	0-4	0-0	0	1	1	2	2	1	0	0	0	24		
22	Leah Knizner	g	0-0	0-0	0-0	0	0	0	0	0	0	1	0	0	3		
24	Sam Breen	g	1-1	1-1	0-0	0	1	1	1	3	0	1	0	1	7		
	Team					0	0	0									
	Totals		29-63	5-14	9-11	5	27	32	15	72	15	12	3	9	200		

1st - FG %:	6-16 37.5%	2nd - 10-18 55.6%	3rd - 6-15 40.0%	4th - 7-14 50.0%	Game - 29-63 46.0%	Deadball
3FG %:	1-6 16.7%	1-2 50.0%	1-3 33.3%	2-3 66.7%	5-14 35.7%	Rebounds
FT %:	4-5 80.0%	0-1 0.0%	3-3 100.0%	2-2 100.0%	9-11 81.8%	4,5

Fordham 55 • 1-2

#	Player	Total			3-Ptr			Rebounds			PF	TP	A	TO	Blk	Stl	Min
		FG-FGA	FG-FGA	FT-FTA	FG-FGA	FG-FGA	FT-FTA	Off	Def	Tot							
24	Downey, Kaitlyn	f	4-15	1-6	2-3	2	9	11	2	11	2	1	0	1	35		
34	Goulding, Mary	f	5-13	1-3	0-0	5	4	9	4	11	0	1	0	0	36		
02	Holden, Lauren	g	1-8	1-5	0-0	0	1	1	1	3	3	4	0	0	40		
10	Cavanaugh, Bre	g	5-20	2-6	2-3	2	6	8	1	14	3	2	0	2	40		
20	Heremaia, Kendell	g	3-5	1-1	0-0	1	2	3	4	7	1	4	0	1	16		
00	Jillings, Zara	g	1-2	0-0	0-0	1	3	4	1	2	1	0	1	0	13		
01	Alexa Giuliano	g	1-3	1-3	0-0	1	1	2	0	3	0	0	0	1	6		
43	Jonassen, Megan	g	2-4	0-0	0-2	2	1	3	1	4	1	1	0	0	14		
	Team					0	0	0									
	Totals		22-70	7-24	4-8	14	27	41	14	55	11	14	1	5	200		

1st - FG %:	10-20 50.0%	2nd - 7-18 38.9%	3rd - 3-16 18.8%	4th - 2-16 12.5%	Game - 22-70 31.4%	Deadball
3FG %:	3-7 42.9%	4-9 44.4%	0-2 0.0%	0-6 0.0%	7-24 29.2%	Rebounds
FT %:</						



GAME 5: PENN STATE 75, NORTH DAKOTA 68

Official Basketball Box Score -- Game Totals -- Final Statistics  
North Dakota vs Penn State  
11/21/18 2:01 PM at University Park, Pa. - Bryce Jordan Cntr

North Dakota 68 • 1-3

#	Player	Total			3-Ptr			Rebounds			PF	TP	A	TO	Blk	Stl	Min
		FG	FGA	FT	FTA	FG	FGA	FT	FTA	Off							
34	KLABO, Lexi	f	12-16	3-4	0-0	3	7	10	5	27	2	6	0	1	37		
15	DOOLEY, Faith	c	3-6	0-0	1-4	3	5	8	5	7	0	4	0	0	27		
04	MORTON, Jill	g	7-12	0-2	2-2	3	0	3	5	16	4	7	0	4	35		
12	JARNOT, Alaina	g	1-2	0-0	0-0	0	1	1	3	2	6	1	0	0	28		
22	STRAND, Bailey	g	2-12	1-7	0-0	0	1	1	2	5	1	0	0	0	36		
01	JARNOT, Jaclyn	g	0-0	0-0	0-0	0	0	0	0	0	0	0	0	0	1		
03	DAILEY, Melissa	g	0-1	0-1	0-0	0	0	0	1	0	0	0	0	0	3		
10	ORTH, Claire	g	3-5	0-2	0-0	0	1	1	1	6	1	0	0	1	10		
20	REINKE, Mikayla	g	0-0	0-0	0-0	0	1	1	4	0	1	2	0	0	8		
24	FLEECES, Julia	g	2-4	1-2	0-0	0	2	2	4	5	0	2	0	0	15		
Team						2	3	5									
Totals			30-58	5-18	3-6	11	21	32	30	68	15	23	0	6	200		

1st - FG %:	5-14	35.7%	2nd - FG %:	7-16	43.8%	3rd - FG %:	11-17	64.7%	4th - FG %:	7-11	63.6%	Game:	30-58	51.7%	Deadball	
3FG %:	1-9	11.1%	3FG %:	0-6	0.0%	3FG %:	1-3	33.3%	3FG %:	1-3	33.3%		5-18	27.8%	Rebounds	
FT %:	1-2	50.0%	FT %:	0-2	0.0%	FT %:	2-2	100.0%	FT %:	2-2	100.0%		3-6	50.0%		2

Penn State 75 • 4-1

#	Player	Total			3-Ptr			Rebounds			PF	TP	A	TO	Blk	Stl	Min
		FG	FGA	FT	FTA	FG	FGA	FT	FTA	Off							
01	Alisia Smith	f	7-9	0-0	3-4	5	3	8	4	17	0	3	0	1	31		
43	Bexley Wallace	f	0-0	0-0	0-0	0	0	0	1	0	0	0	1	0	9		
02	Amari Carter	g	3-8	1-3	6-6	1	1	2	0	13	5	0	0	3	38		
04	Siyeh Frazier	g	5-9	0-3	5-7	1	4	5	4	15	5	3	0	4	32		
11	Teniya Page	g	3-12	1-6	8-10	0	2	2	3	15	1	4	0	0	28		
03	Karisma Ortiz	g	0-1	0-0	0-0	0	1	1	2	0	2	3	1	1	25		
05	Kamaria McDaniel	g	3-9	1-6	2-5	0	2	2	1	9	1	2	0	1	17		
12	Kayleigh Semion	g	0-0	0-0	0-0	0	0	0	0	0	0	0	0	0	2		
33	Lauren Ebo	g	2-2	0-0	2-2	0	2	2	2	6	0	0	0	0	18		
Team						1	3	4									
Totals			23-50	3-18	26-34	8	18	26	17	75	14	15	2	10	200		

1st - FG %:	9-13	69.2%	2nd - FG %:	3-12	25.0%	3rd - FG %:	4-12	33.3%	4th - FG %:	7-13	53.8%	Game:	23-50	46.0%	Deadball	
3FG %:	1-2	50.0%	3FG %:	0-8	0.0%	3FG %:	1-4	25.0%	3FG %:	1-4	25.0%		3-18	16.7%	Rebounds	
FT %:	7-8	87.5%	FT %:	0-0	0.0%	FT %:	3-6	50.0%	FT %:	16-20	80.0%		26-34	76.5%		6

Officials: Jennifer Rezac, Starr Jefferson, Carmen Portorreal  
Technical fouls: North Dakota-None. Penn State-None.  
Attendance: 1881

Score by periods	1st	2nd	3rd	4th	Total
North Dakota	13	14	24	17	68
Penn State	26	6	12	31	75

Points	In	Off	2nd	Fast	Bench
UND	36	12	15	18	11
PSU	34	37	11	19	15

Last FG - UND 4th-00:33, PSU 4th-02:54.  
Largest lead - UND by 11 4th-05:30, PSU by 13 1st-00:00.  
UND led for 18:48, PSU led for 19:00. Game was tied for 02:09.

Score tied - 3 times.  
Lead changed - 3 times.

GAME 6: STONY BROOK 81, PENN STATE 70

Official Basketball Box Score -- Game Totals -- Final Statistics  
Stony Brook vs Penn State  
11/25/18 2:06 PM at University Park, Pa. - Bryce Jordan Cntr

Stony Brook 81 • 4-1

#	Player	Total			3-Ptr			Rebounds			PF	TP	A	TO	Blk	Stl	Min
		FG	FGA	FT	FTA	FG	FGA	FT	FTA	Off							
03	GOUCHIE-PROVENCHÉ	f	1-5	1-2	0-0	1	1	2	4	3	0	2	0	1	11		
33	PAGAN, India	f	7-8	0-0	0-2	1	5	6	5	14	1	3	0	1	25		
11	MATTHEWS, Jerrell	g	7-17	2-9	2-2	4	4	8	4	18	3	4	0	4	40		
15	JOHNSON, Shania	g	8-24	6-14	3-3	2	2	4	3	25	9	2	0	1	40		
24	ZEISE, Hailey	g	0-2	0-1	2-2	4	2	6	3	2	3	3	0	3	40		
04	WARREN, Anastasia	g	4-8	0-2	5-6	1	3	4	3	13	4	3	0	0	27		
12	SMITH, Kina	g	2-2	0-0	2-4	3	3	6	2	6	0	2	0	1	15		
30	DIXON, Kyra	g	0-0	0-0	0-0	0	0	0	0	0	0	0	0	0	2		
Team						2	1	3									
Totals			29-66	9-28	14-19	18	21	39	24	81	20	20	0	11	200		

1st - FG %:	8-20	40.0%	2nd - FG %:	9-18	50.0%	3rd - FG %:	7-14	50.0%	4th - FG %:	5-14	35.7%	Game:	29-66	43.9%	Deadball	
3FG %:	1-9	11.1%	3FG %:	6-10	60.0%	3FG %:	1-4	25.0%	3FG %:	1-5	20.0%		9-28	32.1%	Rebounds	
FT %:	0-0	0.0%	FT %:	2-2	100.0%	FT %:	0-0	0.0%	FT %:	12-17	70.6%		14-19	73.7%		3

Penn State 70 • 4-2

#	Player	Total			3-Ptr			Rebounds			PF	TP	A	TO	Blk	Stl	Min
		FG	FGA	FT	FTA	FG	FGA	FT	FTA	Off							
01	Alisia Smith	f	0-3	0-0	4-4	0	4	4	2	4	2	4	2	0	28		
33	Lauren Ebo	f	2-2	0-0	0-0	1	0	1	2	4	0	6	1	1	19		
02	Amari Carter	g	0-0	0-0	0-0	0	0	0	0	0	0	0	0	0	1		
04	Siyeh Frazier	g	3-6	0-1	0-0	1	3	4	5	6	1	3	0	3	21		
11	Teniya Page	g	12-22	1-6	9-11	0	3	3	1	34	2	3	0	1	40		
03	Karisma Ortiz	g	2-5	0-3	2-4	1	5	6	2	6	1	5	1	2	38		
05	Kamaria McDaniel	g	3-8	1-3	6-8	1	1	2	2	13	1	1	1	3	21		
12	Kayleigh Semion	g	0-1	0-1	0-0	0	1	1	1	1	0	1	0	0	12		
22	Leah Knizner	g	0-1	0-1	0-0	0	0	0	0	0	0	0	0	0	3		
43	Bexley Wallace	g	0-0	0-0	3-4	2	2	4	3	3	0	2	1	1	17		
Team						3	2	5									
Totals			22-48	2-15	24-31	9	21	30	18	70	7	22	4	12	200		

1st - FG %:	4-13	30.8%	2nd - FG %:	4-10	40.0%	3rd - FG %:	9-13	69.2%	4th - FG %:	5-12	41.7%	Game:	22-48	45.8%	Deadball	
3FG %:	0-4	0.0%	3FG %:	0-3	0.0%	3FG %:	0-2	0.0%	3FG %:	2-6	33.3%		2-15	13.3%	Rebounds	
FT %:	1-2	50.0%	FT %:	4-4	100.0%	FT %:	7-7	100.0%	FT %:	12-18	66.7%		24-31	77.4%		3

Officials: Mark Zentz, Tiffany Bird, Marcus Clayton  
Technical fouls: Stony Brook-None. Penn State-None.  
Attendance: 2018

Score by periods	1st	2nd	3rd	4th	Total
Stony Brook	17	26	15	23	81
Penn State	9	12	25	24	70

Points	In	Off	2nd	Fast	Bench
SBUWBB	36	23	11	20	19
PSU	34	15	7	10	22

Last FG - SBUWBB 4th-03:31, PSU 4th-00:04.  
Largest lead - SBUWBB by 24 2nd-01:15, PSU None.  
SBUWBB led for 38:23, PSU led for 00:00. Game was tied for 01:17.

Score tied - 0 times.  
Lead changed - 0 times.

GAME 7: FLORIDA STATE 87, PENN STATE 58

Official Basketball Box Score -- Game Totals -- Final Statistics  
Penn State vs Florida State  
11/29/18 7:00 pm at the Tucker Center - Tallahassee, Florida

Penn State 58 • 4-3

#	Player	Total			3-Ptr			Rebounds			PF	TP	A	TO	Blk	Stl	Min
		FG	FGA	FT	FTA	FG	FGA	FT	FTA	Off							
33	Lauren Ebo	f	1-3	0-0	1-2	1	5	6	4	3	0	4	2	0	31		
03	Karisma Ortiz	g	1-2	0-1	0-0	2	2	4	1	2	4	2	0	1	34		
04	Siyeh Frazier	g	2-11	0-1	0-2	1	7	8	1	4	1	4	0	0	33		
05	Kamaria McDaniel	g	10-14	2-4	2-2	1	3	4	24	3	3	0	1	38			
11	Teniya Page	g	6-19	1-6	3-3	0	0	0	1	16	0	3	0	1	36		
12	Kayleigh Semion	g	0-1	0-1	0-0	0	0	0	0	0	0	0	0	0	2		
43	Bexley Wallace	g	4-5	0-0	1-2	1	4	5	1	9	0	2	0	0	26		
Team						2	1	3									
Totals			24-55	3-13	7-11	8	22	30	12	58	5	18	2	3	200		

</

GAME 9: DUQUESNE 64, PENN STATE 58

Official Basketball Box Score -- Game Totals -- Final Statistics  
 Duquesne vs Penn State  
 12/5/18 7:01 PM at University Park, Pa. - Bryce Jordan Cntr

Duquesne 64 • 4-3

#	Player	Total			3-Ptr			Rebounds			PF	TP	A	TO	Blk	Stl	Min
		FG	FGA	FT	FTA	FG	FGA	FT	FTA	Off							
40	CANNON, Paige	f	4-8	1-3	1-2	4	8	12	4	10	3	3	1	0	0	30	
42	LASS, Kadri-Ann	f	5-10	0-1	0-0	0	8	11	10	2	1	2	2	31			
02	OMOGROSSO, Chassidy	g	2-7	0-2	0-0	0	3	3	1	4	2	4	0	1	28		
13	VOJINOVIC, Julijana	g	3-13	1-5	9-11	1	2	3	2	16	1	3	0	1	22		
21	BAZELAK, Libby	g	3-8	1-3	0-0	3	1	4	3	7	1	0	4	37			
11	BOVELL, Halle	g	0-0	0-0	0-0	1	0	1	0	0	0	0	0	1	7		
22	RICHARDSON, Conor	g	0-1	0-0	0-0	0	0	0	0	0	0	0	0	2			
31	SOLE, Laia	g	1-2	0-0	0-0	0	1	1	0	2	0	3	0	12			
35	KALIN, Amanda	g	6-9	2-4	1-2	1	3	4	0	15	1	0	1	0	31		
Team						1	2	3									
Totals			24-58	5-18	11-15	11	28	39	11	64	16	16	4	9	200		

1st FG %:	5-14	35.7%	2nd:	6-14	42.9%	3rd:	8-18	44.4%	4th:	5-12	41.7%	Game:	24-58	41.4%	Deadball
3FG %:	3-8	37.5%		1-3	33.3%		0-4	0.0%		1-3	33.3%		5-18	27.8%	Rebounds
FT %:	1-2	50.0%		1-2	50.0%		4-5	80.0%		5-6	83.3%		11-15	73.3%	3

Penn State 58 • 5-4

#	Player	Total			3-Ptr			Rebounds			PF	TP	A	TO	Blk	Stl	Min
		FG	FGA	FT	FTA	FG	FGA	FT	FTA	Off							
01	Alisia Smith	f	2-6	0-0	0-0	4	3	7	1	4	0	2	2	1	30		
03	Karisma Ortiz	g	1-6	0-3	0-0	1	2	3	5	2	1	3	1	29			
04	Siyeh Frazier	g	4-10	0-2	2-2	2	2	4	3	10	3	2	0	35			
05	Kamaria McDaniel	g	8-17	1-5	1-2	1	3	4	0	18	1	1	0	38			
11	Teniya Page	g	5-15	2-6	3-6	0	5	5	1	15	7	5	0	37			
22	Leah Knizner	g	0-2	0-2	0-0	0	1	1	0	0	0	0	0	5			
33	Lauren Ebo	g	4-5	0-0	0-0	2	3	5	4	8	0	2	0	20			
43	Bexley Wallace	g	0-1	0-0	1-2	0	1	1	0	1	0	0	0	6			
Team						2	4	6									
Totals			24-62	3-18	7-12	12	24	36	14	58	12	15	3	7	200		

1st FG %:	7-15	46.7%	2nd:	6-12	50.0%	3rd:	5-15	33.3%	4th:	6-20	30.0%	Game:	24-62	38.7%	Deadball
3FG %:	1-3	33.3%		1-2	50.0%		1-7	14.3%		0-6	0.0%		3-18	16.7%	Rebounds
FT %:	0-0	0.0%		1-2	50.0%		2-4	50.0%		4-6	66.7%		7-12	58.3%	3

Officials: Kevin Pethel, Kylie Galloway, Natasha Camy  
 Technical fouls: Duquesne-None. Penn State-None.  
 Attendance: 1989

Score by periods	1st	2nd	3rd	4th	Total
Duquesne	14	14	20	16	64
Penn State	15	14	13	16	58

Points	In	Off	2nd	Fast	Bench
DUQ	33	16	12	20	17
PSU	36	15	5	19	9

Last FG - DUQ 4th-01:53, PSU 4th-00:28.  
 Largest lead - DUQ by 8 4th-05:32, PSU by 6 2nd-07:30.  
 DUQ led for 19:43, PSU led for 15:27. Game was tied for 04:50.

Score tied - 5 times.  
 Lead changed - 3 times.

GAME 10: PENN STATE 80, ST. BONAVENTURE 65

Official Basketball Box Score -- Game Totals -- Final Statistics  
 St. Bonaventure vs Penn State  
 12/9/18 2:01 PM at University Park, Pa. - Bryce Jordan Cntr

St. Bonaventure 65 • 3-7

#	Player	Total			3-Ptr			Rebounds			PF	TP	A	TO	Blk	Stl	Min
		FG	FGA	FT	FTA	FG	FGA	FT	FTA	Off							
12	OLIVER, Amanda	f	1-3	0-0	0-0	1	7	8	2	2	0	1	0	1	28		
02	JOHNSON, Asiana	g	3-12	0-0	1-2	2	1	3	2	7	0	2	1	1	22		
10	MAYCOCK, McKenna	g	4-9	2-5	0-0	0	5	7	3	10	2	2	0	2	31		
11	FRANCIS, Deja	g	3-8	0-1	6-6	0	2	1	4	12	4	3	0	0	24		
20	LOGAN, Dajah	g	5-9	3-5	0-0	0	5	5	1	13	2	3	1	0	29		
03	MIGLIORE, Danielle	g	5-8	4-7	1-3	0	1	1	2	15	0	2	0	0	22		
14	JORNLIN, Carrie	g	0-1	0-1	0-0	0	0	0	0	1	0	0	0	0	3		
15	CALABRESE, Emily	g	0-1	0-0	2-2	0	2	0	2	4	2	1	0	0	10		
21	DEL MORAL, Claudia	g	1-3	0-0	1-2	0	3	3	0	3	2	2	0	1	16		
24	PAULSON, Bree	g	0-1	0-1	1-2	0	4	2	0	4	2	1	0	0	15		
Team						1	3	4									
Totals			22-55	9-20	12-17	8	30	38	21	65	11	16	2	5	200		

1st FG %:	4-14	28.6%	2nd:	7-12	58.3%	3rd:	8-14	57.1%	4th:	3-15	20.0%	Game:	22-55	40.0%	Deadball
3FG %:	2-7	28.6%		3-4	75.0%		3-5	60.0%		3-4	75.0%		9-20	45.0%	Rebounds
FT %:	4-6	66.7%		1-2	50.0%		3-4	75.0%		4-4	100.0%		12-17	70.6%	2

Penn State 80 • 6-4

#	Player	Total			3-Ptr			Rebounds			PF	TP	A	TO	Blk	Stl	Min
		FG	FGA	FT	FTA	FG	FGA	FT	FTA	Off							
01	Alisia Smith	f	2-7	0-0	0-0	0	2	2	5	4	0	2	1	0	17		
03	Karisma Ortiz	g	1-3	0-2	0-0	1	8	9	1	2	6	2	0	1	38		
04	Siyeh Frazier	g	6-13	1-2	4-4	2	2	4	4	17	2	2	1	27			
05	Kamaria McDaniel	g	1-8	0-3	3-5	0	1	1	4	5	1	0	1	1	34		
11	Teniya Page	g	6-17	3-8	8-10	0	1	1	0	23	4	1	0	17			
02	Amari Carter	g	4-8	4-6	0-0	1	2	3	2	12	3	1	0	27			
12	Kayleigh Semion	g	0-1	0-1	0-0	1	2	3	0	0	0	0	0	1	13		
33	Lauren Ebo	g	6-11	0-0	3-4	4	8	12	2	15	0	1	3	0	25		
43	Bexley Wallace	g	1-2	0-0	0-0	1	0	1	1	2	0	0	0	0	2		
Team						6	2	8									
Totals			27-70	8-22	18-23	16	28	44	19	80	16	9	6	6	200		

1st FG %:	3-13	23.1%	2nd:	9-20	45.0%	3rd:	10-17	58.8%	4th:	5-13	38.5%	Game:	27-70	38.6%	Deadball
3FG %:	0-2	0.0%		2-6	33.3%		5-9	55.6%		1-5	20.0%		8-22	36.4%	Rebounds
FT %:	5-5	100.0%		3-4	75.0%		0-0	0.0%		10-14	71.4%		18-23	78.3%	2

Officials: Michael McConnell, Mark Resch, Karleena Tobin  
 Technical fouls: St. Bonaventure-None. Penn State-None.  
 Attendance: 2152

Score by periods	1st	2nd	3rd	4th	Total
St. Bonaventure	14	18	22	11	65
Penn State	11	23	25	21	80

Points	In	Off	2nd	Fast	Bench
SBU	42	18	13	4	10
PSU	34	19	16	21	29

Last FG - SBU 4th-00:49, PSU 4th-00:15.  
 Largest lead - SBU by 7 1st-02:41, PSU by 15 4th-00:15.  
 SBU led for 15:52, PSU led for 22:12. Game was tied for 01:56.

Score tied - 6 times.  
 Lead changed - 9 times.

GAME 11: PENN STATE 80, AMERICAN 59

Official Basketball Box Score -- Game Totals -- Final Statistics  
 American vs Penn State  
 12/16/18 2:01 PM at University Park, Pa. - Bryce Jordan Cntr

American 59 • 4-5

#	Player	Total			3-Ptr			Rebounds			PF	TP	A	TO	Blk	Stl	Min
		FG	FGA	FT	FTA	FG	FGA	FT	FTA	Off							
44	Carl, Cecily	f	5-12	0-2	0-0	1	4	5	10	0	1	0	1	0	26		
03	Lewis, Kaitlyn	g	5-13	0-4	0-0	0	4	4	2	10	4	1	0	2	32		
12	Sanders, Indeya	g	0-0	0-0	1-2	0	2	2	3	1	4	1	1	0	22		
22	Marenyi, Kaitlyn	g	6-12	3-4	0-0	1	2	3	1	15	3	3	0	0	35		
23	Koskimies, Elina	g	4-12	2-3	2-2	2	3	5	2	12	3	0	0	0	35		
02	Bartner, Morgan	g	0-1	0-0	0-0	1	0	1	3	0	0	1	0	8			
04	Fisher, Emily	g	3-6	0-0	0-0	0	5	5	0	6	1	3	1	0	20		
10	Edwards, Jade	g	2-3	0-0	0-0	0	2	2	0	4	1	1	0	0	9		
14	Brown, Taylor	g	0-1	0-0	1-2	0	2	2	0	1	1	0	0	10			
21	Doring, Maddie	g	0-0	0-0	0-0	0	0	0	0	0	0	0	0	2			
24	Graytok, Laura	g	0-0	0-0	0-0	0	1	1	0	0	0	0	0	1			
Team						3	2	5									
Totals			2														

GAME 13: INDIANA 83, PENN STATE 75

Official Basketball Box Score -- Game Totals -- Final Statistics  
Penn State vs Indiana  
12/31/18 7:00 pm at

Penn State 75 • 7-6

#	Player	Total			3-Ptr			Rebounds			PF	TP	A	TO	Blk	Stl	Min
		FG-FGA	FG-FGA	FT-FTA	FG-FGA	FG-FGA	FT-FTA	Off	Def	Tot							
01	Alisia Smith	f	5-8	0-0	5-5	3	3	6	3	15	0	3	1	0	0	23	
02	Amari Carter	g	2-12	0-3	1-2	0	3	3	4	5	2	1	1	0	0	36	
03	Karisma Ortiz	g	1-2	0-1	0-0	2	4	6	3	2	0	2	1	2	23		
04	Siyeh Frazier	g	5-6	0-0	1-2	0	5	5	5	11	1	1	1	0	16		
11	Teniyha Page	g	6-11	2-2	10-10	1	7	8	4	24	3	4	0	2	36		
05	Kamaria McDaniel	g	5-9	2-3	2-3	0	3	3	4	14	0	2	0	0	26		
31	J. Travascio-Green	g	0-4	0-4	2-2	1	2	3	4	2	0	4	1	1	18		
33	Lauren Ebo	g	1-4	0-0	0-0	1	2	3	5	2	0	4	1	2	18		
43	Bexley Wallace	g	0-1	0-0	0-0	0	0	0	1	0	0	0	0	0	4		
Team						1	1	2									
Totals			25-57	4-13	21-24	9	30	39	33	75	6	21	5	7	200		

1st FG %: 6-15 40.0% 2nd: 4-18 22.2% 3rd: 11-12 91.7% 4th: 4-12 33.3% Game: 25-57 43.9% Deadball Rebounds 1

3FG %: 1-2 50.0% 1-5 20.0% 1-1 100.0% 1-5 20.0% 4-13 30.8% 1-2 50.0%

FT %: 1-1 100.0% 2-2 100.0% 7-9 77.8% 11-12 91.7% 21-24 87.5%

Indiana 83 • 13-1

#	Player	Total			3-Ptr			Rebounds			PF	TP	A	TO	Blk	Stl	Min
		FG-FGA	FG-FGA	FT-FTA	FG-FGA	FG-FGA	FT-FTA	Off	Def	Tot							
11	Kym Royster	f	1-2	0-0	1-1	3	0	3	3	3	0	2	0	0	0	14	
50	Brenna Wise	f	3-8	1-2	13-14	4	2	6	2	20	2	0	0	1	36		
01	Bendu Yeaney	g	2-12	0-0	5-6	2	1	3	4	9	1	3	1	1	34		
13	Jaelynn Penn	g	4-11	1-4	1-1	0	4	4	4	10	0	2	0	2	26		
14	Ali Patberg	g	9-18	2-5	6-9	1	7	8	3	26	4	4	0	2	39		
10	Aleksa Gulbe	g	2-6	0-0	4-4	1	3	4	3	8	1	1	1	1	22		
12	Linsay Marchese	g	1-1	0-0	1-2	0	1	1	1	3	1	0	1	0	8		
34	Grace Berger	g	2-6	0-0	0-0	0	5	5	1	4	1	2	0	1	21		
Team						3	2	5									
Totals			24-64	4-11	31-37	14	25	39	21	83	10	14	3	8	200		

1st FG %: 5-16 31.3% 2nd: 4-18 22.2% 3rd: 9-16 56.3% 4th: 6-14 42.9% Game: 24-64 37.5% Deadball Rebounds 2

3FG %: 0-0 0.0% 0-3 0.0% 2-3 66.7% 2-3 66.7% 4-11 36.4% 1-2 50.0%

FT %: 1-2 50.0% 8-8 100.0% 9-12 75.0% 13-15 86.7% 31-37 83.8%

Officials: Doug Knight, Beverly Roberts, Tina Napier  
Technical fouls: Penn State-Lauren Ebo; TEAM, Indiana-None.  
Attendance: 4481

2018-19 Women's Basketball. Round: 0. Indiana vs Penn St.. Played at .

Score by periods	1st	2nd	3rd	4th	Total
Penn State	14	11	30	20	75
Indiana	11	16	29	27	83

Points In Off 2nd Fast  
PSU 32 14 9 13 18  
IND 32 25 11 15 15

Score tied - 10 times.  
Lead changed - 11 times.

Last FG - PSU 4th-00:14, IND 4th-04:03.  
Largest lead - PSU by 7 1st-05:56, IND by 9 4th-02:41.  
PSU led for 19:41, IND led for 16:29. Game was tied for 03:50.

GAME 14: PENN STATE 71, WISCONSIN 64

Official Basketball Box Score -- Game Totals -- Final Statistics  
Wisconsin vs Penn State  
1/3/19 7:01 PM at University Park, Pa. - Bryce Jordan Cntr

Wisconsin 64 • 10-5, 1-2

#	Player	Total			3-Ptr			Rebounds			PF	TP	A	TO	Blk	Stl	Min
		FG-FGA	FG-FGA	FT-FTA	FG-FGA	FG-FGA	FT-FTA	Off	Def	Tot							
11	Howard, Marsha	f	6-14	0-0	8-10	6	9	15	4	20	3	4	1	1	35		
34	Lewis, Imani	f	4-13	0-1	3-6	3	3	6	3	11	1	3	1	0	26		
02	Karlis, Kelly	g	0-4	0-1	4-4	3	4	7	3	4	2	1	2	1	32		
10	Van Leeuwen, Kendra	g	0-2	0-0	0-0	0	0	0	4	0	1	0	0	0	29		
22	Beverley, Niya	g	3-7	0-1	1-1	0	3	3	1	7	5	5	0	0	32		
03	Gilreath, Suzanne	g	4-11	2-7	0-0	0	1	1	2	10	0	0	1	1	16		
14	Laszewski, Abby	g	3-5	0-0	3-6	1	3	4	2	9	0	1	1	1	17		
20	Bragg, Diamond	g	0-1	0-0	0-0	0	0	0	0	1	0	0	0	0	0+		
23	Hale, Jasmine	g	0-1	0-1	0-0	0	0	0	1	0	1	0	1	0	1		
44	Luehring, Alex	g	1-4	1-4	0-0	0	1	1	0	3	0	0	0	0	12		
Team						2	4	6									
Totals			21-62	3-15	19-27	15	28	43	21	64	12	16	5	4	200		

1st FG %: 6-18 33.3% 2nd: 5-16 31.3% 3rd: 6-13 46.2% 4th: 4-15 26.7% Game: 21-62 33.9% Deadball Rebounds 6

3FG %: 1-3 33.3% 1-6 16.7% 0-1 0.0% 1-5 20.0% 3-15 20.0% 19-27 70.4%

FT %: 6-9 66.7% 4-6 66.7% 0-1 0.0% 1-2 50.0%

Penn State 71 • 8-6, 1-2

#	Player	Total			3-Ptr			Rebounds			PF	TP	A	TO	Blk	Stl	Min
		FG-FGA	FG-FGA	FT-FTA	FG-FGA	FG-FGA	FT-FTA	Off	Def	Tot							
01	Alisia Smith	f	1-10	0-0	3-5	3	5	8	4	5	0	2	0	1	27		
02	Amari Carter	g	5-11	3-6	0-0	0	0	0	3	13	3	1	1	0	34		
03	Karisma Ortiz	g	1-6	0-2	0-0	3	5	8	2	2	1	1	2	1	22		
04	Siyeh Frazier	g	5-10	0-1	0-0	5	6	11	2	10	2	2	0	1	32		
11	Teniyha Page	g	6-16	1-5	10-12	0	4	4	0	23	3	1	0	0	37		
05	Kamaria McDaniel	g	4-8	1-5	2-2	0	1	1	4	11	1	3	1	1	19		
31	J. Travascio-Green	g	1-2	0-1	0-0	0	2	2	1	2	0	0	1	0	7		
33	Lauren Ebo	g	2-3	0-0	1-6	3	2	5	4	5	0	1	1	2	20		
43	Bexley Wallace	g	0-1	0-0	0-0	0	0	0	0	0	0	0	0	0	2		
Team						3	3	6									
Totals			25-67	5-20	16-25	17	28	45	20	71	10	11	6	6	200		

1st FG %: 7-18 38.9% 2nd: 9-20 45.0% 3rd: 5-18 27.8% 4th: 4-11 36.4% Game: 25-67 37.3% Deadball Rebounds 6

3FG %: 1-4 25.0% 2-9 22.2% 1-4 25.0% 1-3 33.3% 5-20 25.0%

FT %: 0-0 0.0% 2-4 50.0% 13-18 72.2%

Officials: Jesse Dickerson, Maggie Tieman, Nykesha Thompson  
Technical fouls: Wisconsin-None. Penn State-None.  
Attendance: 2093

Score by periods	1st	2nd	3rd	4th	Total
Wisconsin	19	12	16	17	64
Penn State	15	21	13	22	71

Points In Off 2nd Fast  
WIS 30 9 9 4 22  
PSU 28 17 14 12 18

Score tied - 2 times.  
Lead changed - 6 times.

Last FG - WIS 4th-00:16, PSU 4th-04:51.  
Largest lead - WIS by 7 2nd-07:11, PSU by 9 4th-05:33.  
WIS led for 10:55, PSU led for 27:54. Game was tied for 01:05.

GAME 15: RUTGERS 74, PENN STATE 61

Official Basketball Box Score -- Game Totals -- Final Statistics  
Penn State vs Rutgers  
01/06/19 4:00 pm at

Penn State 61 • 8-7

#	Player	Total			3-Ptr			Rebounds			PF	TP	A	TO	Blk	Stl	Min
		FG-FGA	FG-FGA	FT-FTA	FG-FGA	FG-FGA	FT-FTA	Off	Def	Tot							
01	Alisia Smith	f	4-9	0-0	7-9	4	6	10	3	15	0	2	0	1	36		
02	Amari Carter	g	3-9	1-3	0-0	0	1	1	2	7	0	3	0	3	38		
03	Karisma Ortiz	g	0-2	0-0	0-0	0	4	4	2	0	3	2	1	0	19		
04	Siyeh Frazier	g	2-6	0-0	4-8	3	3	6	4	8	3	2	0	1	22		
11	Teniyha Page	g	6-16	4-6	7-8	0	1	1	0	23	3	1	1	2	40		
05	Kamaria McDaniel	g	1-1	0-0	1-1	0	0	0	1	3	0	3	0	0	7		
31	J. Travascio-Green	g	2-5	1-4	0-0	0	1	1	4	5	1	2	0	0	28		
33	Lauren Ebo	g	0-1	0-0	0-0	1	2	3	2	0	0	1	0	0	9		
43	Bexley Wallace	g	0-0	0-0	0-0	0	0	0	0	0	0	0	0	0	1		
Team						1	3	4									
Totals			18-49	6-13	19-26	9	21	30	18	61	10	16	2	7	200		

1st FG %: 6-13 46.2% 2nd: 5-17 29.4% 3rd: 3-8 37.5% 4th: 4-11 36.4% Game: 18-49 36.7% Deadball Rebounds 3

3FG %: 2-4 50.0% 2-6 33.3% 0-0 0.0% 2-3 66.7% 6-13 46.2%

FT %: 7-10 70.0% 0-1 0.0% 7-10 70.0% 2-3 66.7% 19-26 73.1%

Rutgers 74 • 11-3

#	Player	Total			3-Ptr			Rebounds			PF	TP	A	TO	Blk	Stl	Min
		FG-FGA	FG-FGA	FT-FTA	FG-FGA	FG-FGA	FT-FTA	Off	Def	Tot							
35	Stasha Carey	f	2-3	0-0	1-1	1	1	2	0	5	2	0	1	0	17		
40	Victoria Harris	c	3-8	0-1	2-2	3	3	6	3	8	1	2	1	1	21		
03	Charise Wilson	g	2-5	1-2	4-5	0	0	0	2	9	2	1	0	3			

GAME 17: OHIO STATE 76, PENN STATE 71 (OT)

Official Basketball Box Score -- Game Totals -- Final Statistics  
Ohio State vs Penn State  
1/17/19 7:01 PM at University Park, Pa. - Bryce Jordan Cntr

Ohio State 76 • 7-8, 3-3

#	Player	Total			3-Ptr			Rebounds			PF	TP	A	T	Blk	Stl	Min
		FG	FGA	FT	FTA	FG	FGA	FT	FTA	Off							
14	Dorka Juhasz	f	7-11	2-3	3-7	4	7	11	1	19	1	8	1	0	0	34	
24	Makayla Waterman	f	4-8	2-3	0-0	2	2	4	4	10	1	1	1	1	1	40-	
01	Carmen Grande	g	3-11	2-6	0-0	0	2	2	4	8	12	2	0	1	0	41	
03	Janai Crooms	g	12-15	1-2	2-3	0	8	8	1	27	3	6	1	3	0	40	
10	Carly Santoro	g	1-7	1-5	2-2	0	2	2	2	5	1	2	0	0	0	29	
15	Adreana Miller	g	0-1	0-0	2-2	0	0	0	3	2	1	0	0	0	0	15	
23	Najah Queenland	g	1-2	1-1	0-0	0	1	1	2	3	0	2	0	0	0	10	
32	Aaliyah Patty	g	0-4	0-2	0-0	0	1	1	1	0	0	0	2	1	1	12	
33	Jensen Caretti	g	1-3	0-0	0-0	0	0	0	0	2	0	0	0	1	1	4	
Team						1	7	8									
Totals			29-62	9-22	9-14	7	30	37	18	76	19	21	5	7	225		

Penn State 71 • 9-8, 2-4

#	Player	Total			3-Ptr			Rebounds			PF	TP	A	T	Blk	Stl	Min
		FG	FGA	FT	FTA	FG	FGA	FT	FTA	Off							
01	Alisia Smith	f	0-1	0-0	3-4	0	0	0	3	3	0	1	1	0	0	29	
02	Amari Carter	g	6-14	0-3	0-0	0	9	9	3	12	3	1	1	3	0	40	
03	Karisma Ortiz	g	4-6	3-5	1-2	0	5	5	4	12	3	5	0	1	0	37	
04	Siyeh Frazier	g	5-6	0-0	1-3	1	2	3	3	11	2	1	2	1	0	25	
11	Teniya Page	g	5-20	3-8	6-9	1	2	3	1	19	4	4	0	2	4	22	
05	Kamaria McDaniel	g	1-4	1-2	0-0	0	2	2	0	3	1	1	0	0	0	7	
31	J. Travascio-Green	g	2-6	2-5	3-4	1	2	3	3	9	0	1	1	0	0	27	
33	Lauren Ebo	g	1-1	0-0	0-0	1	4	5	1	2	0	2	0	1	1	16	
43	Bexley Wallace	g	0-0	0-0	0-0	0	0	0	0	0	0	0	0	0	0	2	
Team						0	2	2									
Totals			24-58	9-23	14-22	4	28	32	18	71	13	17	5	8	225		

Officials: Jesse Dickerson, Kevin Pethelt, Tiana Cruse  
Technical fouls: Ohio State-None, Penn State-None.  
Attendance: 2090

Score by periods	1st	2nd	3rd	4th	OT	Total
Ohio State	20	17	8	22	9	76
Penn State	18	17	19	13	4	71

Points In Off 2nd Fast  
Paint T/O Chance Break Bench  
PSU 14 17 3 6 7  
OSU 38 22 5 6 7

Score tied - 7 times.  
Lead changed - 6 times.

GAME 18: #9 MARYLAND 79, PENN STATE 67

Official Basketball Box Score -- Game Totals -- Final Statistics  
Penn State vs Maryland  
01/20/19 2:00 pm at

Penn State 67 • 9-8

#	Player	Total			3-Ptr			Rebounds			PF	TP	A	T	Blk	Stl	Min
		FG	FGA	FT	FTA	FG	FGA	FT	FTA	Off							
01	Alisia Smith	f	4-9	0-0	1-2	5	4	9	2	9	0	1	1	0	0	36	
02	Amari Carter	g	2-14	1-6	2-2	0	1	1	4	7	1	1	0	0	0	38	
03	Karisma Ortiz	g	0-2	0-2	0-0	0	1	1	0	0	0	0	0	0	0	6	
04	Siyeh Frazier	g	6-10	1-2	0-0	2	6	8	5	13	1	4	0	1	2	24	
05	Kamaria McDaniel	g	1-5	0-0	3-4	0	1	1	2	5	1	2	0	0	0	20	
11	Teniya Page	g	5-12	2-5	8-11	1	4	5	3	20	3	0	0	1	3	33	
31	J. Travascio-Green	g	2-4	2-4	0-0	0	1	1	0	6	1	1	0	0	0	17	
33	Lauren Ebo	g	3-8	0-0	1-3	2	7	9	4	7	2	1	0	0	0	26	
Team						0	3	3									
Totals			23-64	6-19	15-22	10	28	38	20	67	9	10	1	3	200		

Maryland 79 • 15-2

#	Player	Total			3-Ptr			Rebounds			PF	TP	A	T	Blk	Stl	Min
		FG	FGA	FT	FTA	FG	FGA	FT	FTA	Off							
01	Shakira Austin	f	6-11	0-0	1-3	1	9	10	2	13	2	2	3	2	3	32	
03	Channise Lewis	g	1-3	0-1	0-0	0	2	2	4	2	2	1	0	0	0	20	
05	Kaila Charles	g	6-11	0-0	7-8	2	7	9	3	19	2	5	0	1	0	35	
11	Taylor Mikesell	g	8-15	5-9	2-2	0	6	6	3	23	2	1	0	1	0	38	
22	Blair Watson	g	1-6	1-6	0-0	0	0	0	3	3	6	1	0	0	0	28	
24	Stephanie Jones	g	2-3	0-0	2-2	1	4	5	2	6	0	1	0	0	0	25	
32	Sara Vujacic	g	0-1	0-0	0-0	0	0	0	1	0	0	0	0	0	0	3	
34	Brianna Fraser	g	5-9	0-0	3-5	0	2	2	3	13	0	0	0	0	0	19	
Team						0	6	6									
Totals			29-59	6-16	15-20	4	36	40	21	79	14	11	3	4	200		

Officials: Nykessa Thompson, Michael McConnell, Tina Napier  
Technical fouls: Penn State-None, Maryland-None.  
Attendance: 7684

Score by periods	1st	2nd	3rd	4th	Total
Penn State	8	27	16	16	67
Maryland	21	14	22	22	79

Points In Off 2nd Fast  
Paint T/O Chance Break Bench  
PSU 28 20 8 15 67  
MD 40 15 2 9 79

Score tied - 8 times.  
Lead changed - 4 times.

GAME 19: PENN STATE 65, WISCONSIN 59

Official Basketball Box Score -- Game Totals -- Final Statistics  
Penn State vs Wisconsin  
01/24/19 7:00 pm at

Penn State 65 • 10-9

#	Player	Total			3-Ptr			Rebounds			PF	TP	A	T	Blk	Stl	Min
		FG	FGA	FT	FTA	FG	FGA	FT	FTA	Off							
01	Alisia Smith	f	2-4	0-0	1-3	4	4	8	5	5	1	1	2	0	0	22	
02	Amari Carter	g	5-14	2-3	0-0	1	2	3	1	12	3	1	1	1	0	36	
03	Karisma Ortiz	g	0-2	0-1	0-0	1	2	3	2	3	4	0	2	0	0	18	
04	Siyeh Frazier	g	1-3	0-0	1-2	2	2	4	3	0	1	2	1	0	0	21	
11	Teniya Page	g	4-11	0-5	8-11	0	3	2	16	3	5	2	0	0	0	34	
05	Kamaria McDaniel	g	2-5	1-3	0-1	1	1	2	3	5	1	1	0	0	0	16	
31	J. Travascio-Green	g	5-9	4-7	0-0	0	2	2	4	14	1	2	0	0	0	27	
33	Lauren Ebo	g	5-10	0-0	0-0	3	3	6	2	10	0	2	0	0	0	23	
43	Bexley Wallace	g	0-0	0-0	0-0	0	1	1	2	0	0	0	0	0	0	3	
Team						2	3	5									
Totals			24-58	7-19	10-17	14	23	37	24	65	12	17	7	6	200		

Wisconsin 59 • 10-10

#	Player	Total			3-Ptr			Rebounds			PF	TP	A	T	Blk	Stl	Min
		FG	FGA	FT	FTA	FG	FGA	FT	FTA	Off							
02	Karlis, Kelly	f	3-7	0-3	3-4	2	5	7	3	9	1	4	3	1	0	34	
11	Howard, Marsha	f	4-6	0-0	1-4	1	4	5	3	9	0	1	0	0	0	22	
34	Lewis, Imani	f	4-10	0-0	5-6	3	4	7	2	13	4	1	3	1	0	35	
10	Van Leeuwen, Kendra	g	3-5	1-2	1-2	1	2	3	4	8	4	2	0	0	0	35	
22	Beverley, Niya	g	2-11	1-4	2-3	0	2	2	7	5	2	0	0	1	0	34	
03	Gilreath, Suzanne	g	0-2	0-1	0-0	0	0	0	1	0	1	1	0	0	0	7	
14	Laszewski, Abby	g	2-4	0-0	6-11	1	3	4	0	10	0	1	2	2	0	20	
20	Bragg, Diamond	g	0-0	0-0	0-0	0	0	0	0	0	0	0	0	0	0	0+	
23	Hale, Jasmine	g	0-3	0-0	0-0	2	2	2	1	0	0	1	0	0	0	8	
44	Luehring, Alex	g	1-3	1-1	0-0	2	2	2	1	3	0	0	0	0	0	5	
Team						2	1	3									
Totals			19-51	3-11	18-30	14	21	35	17	59	15	15	6	7	200		

Officials: Talisa Green, Julie Krommenhoek, Tim Daley  
Technical fouls: Penn State-None, Wisconsin-None.  
Attendance: 3074

Score by periods	1st	2nd	3rd	4th	Total
Penn State	16	22	15	12	65
Wisconsin	12	19	14	14	59

Points In Off 2nd Fast  
Paint T/O Chance Break Bench  
PSU 24 18 18 8 29  
WIS 20 24 14 5 13

Score tied - 4 times.  
Lead changed - 4 times.

GAME 20: #14/18 RUTGERS 69, PENN STATE 6



GAME 21: #13/12 IOWA 81, PENN STATE 61

Official Basketball Box Score -- Game Totals -- Final Statistics  
 #13/12 Iowa vs Penn State  
 2/3/19 2:01 PM at University Park, Pa. - Bryce Jordan Cntr

#13/12 Iowa 81 • 17-5, 8-3

#	Player	Pos	Total			3-Ptr		Rebounds		PF	TP	A	TO	Blk	Stl	Min
			FG-FGA	FG-FGA	FT-FTA	Off	Def	Tot								
10	Megan Gustafson	f	13-18	0-0	4-4	2	9	11	2	30	5	1	3	0	36	
21	Hannah Stewart	f	3-5	0-0	0-0	5	9	14	3	6	4	2	1	0	28	
03	Makenzie Meyer	g	7-10	3-5	1-1	0	3	3	2	18	3	1	1	0	27	
11	Tania Davis	g	2-6	2-5	2-2	0	6	6	2	8	4	3	0	0	38	
22	Kathleen Doyle	g	5-14	0-4	0-4	0	3	3	3	10	6	4	0	3	33	
01	Tomi Taiwo		0-1	0-0	0-0	0	0	0	1	0	0	0	0	0	3	
05	Alexis Sevillian		2-5	1-1	0-0	1	2	3	2	5	1	4	0	1	18	
23	Logan Cook		0-0	0-0	0-0	0	0	0	0	0	0	0	0	0	1	
24	Zion Sanders		0-1	0-0	0-0	0	0	0	0	0	0	1	0	0	1	
25	Monika Czinano		1-3	0-0	0-0	0	0	0	1	2	0	0	0	0	6	
31	Paula Valino Ramos		0-0	0-0	0-0	0	1	1	0	0	0	0	0	0	0+	
43	Amanda Ollinger		1-1	0-0	0-0	0	3	3	0	2	2	0	2	0	9	
	Team					3	3	6							1	
Totals			34-64	6-15	7-11	11	39	50	16	81	25	17	7	4	200	

1st - FG %:	9-16	56.3%	2nd - FG %:	10-18	55.6%	3rd - FG %:	10-18	55.6%	4th - FG %:	5-12	41.7%	Game - FG %:	24-64	37.5%	Deadball Rebounds:	3
3FG %:	3-5	60.0%	2nd - FT %:	0-2	0.0%	3rd - FT %:	2-5	40.0%	4th - FT %:	1-2	50.0%	Game - FT %:	6-15	40.0%		
FT %:	3-5	60.0%	4-4	100.0%	0-0	0.0%	0-0	0.0%	0-2	0.0%	7-11	63.6%				

Penn State 61 • 10-11, 3-7

#	Player	Pos	Total			3-Ptr		Rebounds		PF	TP	A	TO	Blk	Stl	Min
			FG-FGA	FG-FGA	FT-FTA	Off	Def	Tot								
01	Alisia Smith	f	7-14	0-0	1-2	3	4	7	1	15	0	1	1	2	31	
02	Amari Carter	g	4-9	2-6	0-0	0	1	1	1	10	5	3	0	5	38	
03	Karisma Ortiz	g	4-8	0-2	0-0	0	6	6	2	8	1	1	1	2	28	
04	Siyeh Frazier	g	0-6	0-1	2-2	0	1	1	2	2	0	1	1	0	17	
11	Teniya Page	g	6-17	1-4	4-7	1	2	3	3	17	3	2	0	3	38	
05	Kamaria McDaniel		1-7	0-2	3-4	1	3	4	0	5	1	1	0	0	12	
31	J. Travascio-Green		0-4	0-3	0-0	1	1	2	1	0	1	1	0	0	17	
33	Lauren Ebo		2-6	0-0	0-1	1	1	2	2	4	0	0	2	0	17	
43	Bexley Wallace		0-0	0-0	0-0	0	0	0	0	0	0	0	0	0	2	
	Team					6	1	7							1	
Totals			24-71	3-18	10-16	13	20	33	12	61	11	11	5	12	200	

1st - FG %:	9-17	52.9%	2nd - FG %:	3-16	18.8%	3rd - FG %:	10-20	50.0%	4th - FG %:	2-18	11.1%	Game - FG %:	24-71	33.8%	Deadball Rebounds:	1
3FG %:	2-6	33.3%	2nd - FT %:	0-5	0.0%	3rd - FT %:	1-4	25.0%	4th - FT %:	0-3	0.0%	Game - FT %:	3-18	16.7%		
FT %:	2-2	100.0%	3-4	75.0%	3-6	50.0%	3-6	50.0%	10-16	62.5%						

Officials: Tim Daley, Bruce Morris, Nykeshia Thompson  
 Technical fouls: #13/12 Iowa-None. Penn State-None.  
 Attendance: 2815

Score by periods	1st	2nd	3rd	4th	Total
#13/12 Iowa	24	24	22	11	81
Penn State	22	9	24	6	61

	In	Off	2nd	Fast	Bench
Points	Paint	T/O	Chance	Break	
IOWA	54	14	6	12	9
PSU	20	12	9	4	9

Last FG - IOWA 4th-01:37, PSU 4th-07:05.  
 Largest lead - IOWA by 22 4th-01:37, PSU by 4 1st-05:45.  
 IOWA led for 34:25, PSU led for 03:30, Game was tied for 02:05.

Score tied - 3 times.  
 Lead changed - 3 times.

**2018-19 Penn State Women's Basketball  
Penn State Season Schedule/Results & Leaders (as of Feb 04, 2019)  
All games**

<b>RECORD:</b>	<b>OVERALL</b>	<b>HOME</b>	<b>AWAY</b>	<b>NEUTRAL</b>
ALL GAMES	10-11	8-7	2-4	0-0
CONFERENCE	3-7	2-4	1-3	0-0
NON-CONFERENCE	7-4	6-3	1-1	0-0

<b>Date</b>	<b>Opponent</b>	<b>Score</b>	<b>Att. High Points</b>	<b>High Rebounds</b>
11/08/18	PROVIDENCE	W 74-72	2115 (15)Amari Carter	(7)Sam Breen (7)Alisia Smith
11/11/18	#24 CALIFORNIA	58-75 L	2406 (17)Siyeh Frazier	(11)Alisia Smith
11/14/18	at Fordham	W 72-55	639 (25)Teniya Page	(8)Alisia Smith
11/18/18	PRINCETON	Wot 79-71	2026 (23)Teniya Page	(11)Alisia Smith
11/21/18	NORTH DAKOTA	W 75-68	1881 (17)Alisia Smith	(8)Alisia Smith
11/25/18	STONY BROOK	70-81 L	2018 (34)Teniya Page	(6)Karisma Ortiz
11/29/18	at Florida State	58-87 L	2501 (24)Kamaria McDaniel	(8)Siyeh Frazier
12/2/18	JACKSONVILLE	W 80-61	2121 (27)Teniya Page	(14)Alisia Smith
12/5/18	DUQUESNE	58-64 L	1989 (18)Kamaria McDaniel	(7)Alisia Smith
12/9/18	ST. BONAVENTURE	W 80-65	2152 (23)Teniya Page	(12)Lauren Ebo
12/16/18	AMERICAN	W 80-59	2257 (18)Amari Carter	(12)Lauren Ebo
12/28/18	*#4 MARYLAND	61-77 L	2259 (24)Teniya Page	(8)Kamaria McDaniel
12/31/18	*at Indiana	75-83 L	4481 (24)Teniya Page	(8)Teniya Page
1/3/19	*WISCONSIN	W 71-64	2093 (23)Teniya Page	(11)Siyeh Frazier
01/06/19	*at Rutgers	61-74 L	1868 (23)Teniya Page	(10)Alisia Smith
1/12/19	*ILLINOIS	W 62-48	2472 (14)Alisia Smith	(11)Alisia Smith
1/17/19	*OHIO STATE	71-76 Lot	2090 (19)Teniya Page	(9)Amari Carter
01/20/19	*at Maryland	67-79 L	7684 (20)Teniya Page	(9)Lauren Ebo (9)Alisia Smith
01/24/19	*at Wisconsin	W 65-59	3074 (16)Teniya Page	(8)Alisia Smith
1/27/19	*#14/18 RUTGERS	61-69 L	2463 (18)Teniya Page	(9)Lauren Ebo
2/3/19	*#13/12 IOWA	61-81 L	2815 (17)Teniya Page	(7)Alisia Smith

\* - Conference game

<b>Attendance Summary</b>	<b>Games</b>	<b>Attend</b>	<b>Avg/Game</b>
Home	15	33157	2210
Away	6	20247	3374
Neutral	0	0	0
Total	21	53404	2543

**2018-19 Penn State Women's Basketball  
Penn State Team Game-by-Game (as of Feb 04, 2019)  
All games**

TEAM STATISTICS

Opponent	Date	Score		Total		3-Pointers		Free throws		Rebounds				pf	a	t/o	blk	stl	pts	avg
				fg-fga	pct	3fg-fga	pct	ft-fa	pct	off	def	tot	avg							
PROVIDENCE	11/08/18	74-72	W	27-62	.435	5-15	.333	15-19	.789	15	31	46	46.0	20	13	22	3	9	74	74.0
#24 CALIFORNIA	11/11/18	58-75	L	21-72	.292	5-21	.238	11-15	.733	19	21	40	43.0	19	13	15	5	9	58	66.0
at Fordham	11/14/18	72-55	W	29-63	.460	5-14	.357	9-11	.818	5	27	32	39.3	15	15	12	3	9	72	68.0
PRINCETON	11/18/18	79-71	Wot	23-59	.390	5-15	.333	28-34	.824	12	37	49	41.8	19	12	21	5	8	79	70.8
NORTH DAKOTA	11/21/18	75-68	W	23-50	.460	3-18	.167	26-34	.765	8	18	26	38.6	17	14	15	2	10	75	71.6
STONY BROOK	11/25/18	70-81	L	22-48	.458	2-15	.133	24-31	.774	9	21	30	37.2	18	7	22	4	12	70	71.3
at Florida State	11/29/18	58-87	L	24-55	.436	3-13	.231	7-11	.636	8	22	30	36.1	12	5	18	2	3	58	69.4
JACKSONVILLE	12/2/18	80-61	W	28-68	.412	9-20	.450	15-20	.750	14	29	43	37.0	20	16	19	15	13	80	70.8
DUQUESNE	12/5/18	58-64	L	24-62	.387	3-18	.167	7-12	.583	12	24	36	36.9	14	12	15	3	7	58	69.3
ST. BONAVENTURE	12/9/18	80-65	W	27-70	.386	8-22	.364	18-23	.783	16	28	44	37.6	19	16	9	6	6	80	70.4
AMERICAN	12/16/18	80-59	W	32-73	.438	5-22	.227	11-16	.688	14	28	42	38.0	11	22	5	6	7	80	71.3
#4 MARYLAND	12/28/18	61-77	L	22-62	.355	7-25	.280	10-19	.526	9	20	29	37.2	19	7	15	2	5	61	70.4
at Indiana	12/31/18	75-83	L	25-57	.439	4-13	.308	21-24	.875	9	30	39	37.4	33	6	21	5	7	75	70.8
WISCONSIN	1/3/19	71-64	W	25-67	.373	5-20	.250	16-25	.640	17	28	45	37.9	20	10	11	6	6	71	70.8
at Rutgers	01/06/19	61-74	L	18-49	.367	6-13	.462	19-26	.731	9	21	30	37.4	18	10	16	2	7	61	70.1
ILLINOIS	1/12/19	62-48	W	23-57	.404	5-20	.250	11-14	.786	8	28	36	37.3	11	15	12	3	9	62	69.6
OHIO STATE	1/17/19	71-76	Lot	24-58	.414	9-23	.391	14-22	.636	4	28	32	37.0	18	13	17	5	8	71	69.7
at Maryland	01/20/19	67-79	L	23-64	.359	6-19	.316	15-22	.682	10	28	38	37.1	20	9	10	1	3	67	69.6
at Wisconsin	01/24/19	65-59	W	24-58	.414	7-19	.368	10-17	.588	14	23	37	37.1	24	12	17	7	6	65	69.3
#14/18 RUTGERS	1/27/19	61-69	L	16-52	.308	7-21	.333	22-28	.786	15	17	32	36.8	15	12	12	1	6	61	68.9
#13/12 IOWA	2/3/19	61-81	L	24-71	.338	3-18	.167	10-16	.625	13	20	33	36.6	12	11	11	5	12	61	68.5
Penn State		1439		504-1277	.395	112-384	.292	319-439	.727	240	529	769	36.6	374	250	315	91	162	1439	68.5
Opponents		1468		547-1300	.421	127-383	.332	247-346	.714	254	578	832	39.6	402	314	340	75	147	1468	69.9

Games played: 21  
Points/game: 68.5  
FG Pct: 39.5  
3FG Pct: 29.2  
FT Pct: 72.7

Rebounds/game: 36.6  
Assists/game: 11.9  
Turnovers/game: 15.0  
Assist/turnover ratio: 0.8  
Steals/game: 7.7  
Blocks/game: 4.3

**2018-19 Penn State Women's Basketball  
Penn State Team High/Low Analysis (as of Feb 04, 2019)  
All games**

**Penn State - TEAM GAME HIGHS**

POINTS	80	AMERICAN (12/16/18)
	80	ST. BONAVENTURE (12/9/18)
	80	JACKSONVILLE (12/2/18)
	79	PRINCETON (11/18/18)
	75	at Indiana (12/31/18)
	75	NORTH DAKOTA (11/21/18)
FIELD GOALS MADE	32	AMERICAN (12/16/18)
	29	at Fordham (11/14/18)
FIELD GOAL ATTEMPTS	73	AMERICAN (12/16/18)
	72	#24 CALIFORNIA (11/11/18)
FIELD GOAL PERCENTAGE	.460 (29-63)	at Fordham (11/14/18)
	.460 (23-50)	NORTH DAKOTA (11/21/18)
3 PT FIELD GOALS MADE	9	OHIO STATE (1/17/19)
	9	JACKSONVILLE (12/2/18)
3 PT FG ATTEMPTS	25	#4 MARYLAND (12/28/18)
	23	OHIO STATE (1/17/19)
3 PT FG PERCENTAGE	.462 (6-13)	at Rutgers (01/06/19)
	.450 (9-20)	JACKSONVILLE (12/2/18)
FREE THROWS MADE	28	PRINCETON (11/18/18)
	26	NORTH DAKOTA (11/21/18)
FREE THROW ATTEMPTS	34	NORTH DAKOTA (11/21/18)
	34	PRINCETON (11/18/18)
FREE THROW PERCENTAGE	.875 (21-24)	at Indiana (12/31/18)
	.824 (28-34)	PRINCETON (11/18/18)
REBOUNDS	49	PRINCETON (11/18/18)
	46	PROVIDENCE (11/08/18)
ASSISTS	22	AMERICAN (12/16/18)
	16	ST. BONAVENTURE (12/9/18)
	16	JACKSONVILLE (12/2/18)
STEALS	13	JACKSONVILLE (12/2/18)
	12	#13/12 IOWA (2/3/19)
	12	STONY BROOK (11/25/18)
BLOCKED SHOTS	15	JACKSONVILLE (12/2/18)
	7	at Wisconsin (01/24/19)
TURNOVERS	22	STONY BROOK (11/25/18)
	22	PROVIDENCE (11/08/18)
FOULS	33	at Indiana (12/31/18)
	24	at Wisconsin (01/24/19)



**2018-19 Penn State Women's Basketball  
Penn State Player High/Low Analysis (as of Feb 04, 2019)  
All games**

**Penn State - INDIVIDUAL GAME HIGHS**

Points	34		Teniya Page vs Stony Brook (11/25/18)
	27		Teniya Page vs Jacksonville (12/2/18)
	25		Teniya Page at Fordham (11/14/18)
	24		Teniya Page at Indiana (12/31/18)
	24		Teniya Page vs #4 Maryland (12/28/18)
	24		Kamaria McDaniel at Florida State (11/29/18)
Field Goals Made	12		Teniya Page vs Stony Brook (11/25/18)
	10		Teniya Page vs #4 Maryland (12/28/18)
	10		Kamaria McDaniel at Florida State (11/29/18)
	10		Teniya Page at Fordham (11/14/18)
Field Goal Att.	22		Teniya Page vs Stony Brook (11/25/18)
	20		Teniya Page vs Ohio State (1/17/19)
	20		Teniya Page at Fordham (11/14/18)
FG Pct (min 5 made)	.875	(7-8)	Alisia Smith vs American (12/16/18)
	.833	(5-6)	Siyeh Frazier vs Ohio State (1/17/19)
	.833	(5-6)	Siyeh Frazier at Indiana (12/31/18)
3-Point FG Made	5		Teniya Page vs Jacksonville (12/2/18)
	4		J. Travascio-Green at Wisconsin (01/24/19)
	4		Teniya Page at Rutgers (01/06/19)
	4		Amari Carter vs St. Bonaventure (12/9/18)
	4		Kamaria McDaniel vs Jacksonville (12/2/18)
	4		Amari Carter vs Princeton (11/18/18)
3-Point FG Att.	9		Teniya Page vs #4 Maryland (12/28/18)
	9		Teniya Page vs Jacksonville (12/2/18)
3-Pt FG Pct (min 2 made)	1.000	(2-2)	Siyeh Frazier vs Illinois (1/12/19)
	1.000	(2-2)	Teniya Page at Indiana (12/31/18)
Free Throws Made	11		Teniya Page vs #14/18 Rutgers (1/27/19)
	10		Teniya Page vs Wisconsin (1/3/19)
	10		Teniya Page at Indiana (12/31/18)
	10		Alisia Smith vs Princeton (11/18/18)
Free Throw Att.	12		Teniya Page vs #14/18 Rutgers (1/27/19)
	12		Teniya Page vs Wisconsin (1/3/19)
FT Pct (min 3 made)	1.000	(10-10)	Teniya Page at Indiana (12/31/18)
	1.000	(10-10)	Alisia Smith vs Princeton (11/18/18)
	1.000	(6-6)	Amari Carter vs North Dakota (11/21/18)
	1.000	(5-5)	Alisia Smith at Indiana (12/31/18)
	1.000	(5-5)	Teniya Page vs American (12/16/18)
	1.000	(4-4)	J. Travascio-Green vs Illinois (1/12/19)
	1.000	(4-4)	Amari Carter vs American (12/16/18)
	1.000	(4-4)	Siyeh Frazier vs St. Bonaventure (12/9/18)
	1.000	(4-4)	Alisia Smith vs Stony Brook (11/25/18)
	1.000	(4-4)	Kamaria McDaniel vs Providence (11/08/18)
	1.000	(3-3)	Teniya Page at Florida State (11/29/18)
	1.000	(3-3)	Siyeh Frazier vs #24 California (11/11/18)
	1.000	(3-3)	Kamaria McDaniel vs #24 California (11/11/18)
Rebounds	14		Alisia Smith vs Jacksonville (12/2/18)
	12		Lauren Ebo vs American (12/16/18)
	12		Lauren Ebo vs St. Bonaventure (12/9/18)

**2018-19 Penn State Women's Basketball  
Penn State Points-Rebounds-Assists (as of Feb 04, 2019)  
All games**

Opponent	Date	Score		01	02	03	04	05	11	12
				SMITH,ALIS	CARTER,AMA	ORTIZ,KARI	FRAZIER,SI	MCDANIEL,K	PAGE,TENIY	SEMION,KAY
PROVIDENCE	11/08/18	74-72	w	13-7-0	15-5-1	0-3-1	10-3-3	12-6-4	13-2-3	DNP
#24 CALIFORNIA	11/11/18	58-75	L	10-11-0	5-4-4	4-4-1	17-2-0	7-2-1	10-6-4	DNP
at Fordham	11/14/18	72-55	w	16-8-1	5-5-3	6-7-5	15-5-3	2-1-1	25-5-2	DNP
PRINCETON	11/18/18	79-71	w	16-11-1	17-5-2	7-4-2	11-7-2	5-5-0	23-6-4	0-1-0
NORTH DAKOTA	11/21/18	75-68	w	17-8-0	13-2-5	0-1-2	15-5-5	9-2-1	15-2-1	0-0-0
STONY BROOK	11/25/18	70-81	L	4-4-1	0-0-0	6-6-1	6-4-1	13-2-1	34-3-2	0-1-1
at Florida State	11/29/18	58-87	L	DNP	DNP	2-4-4	4-8-1	24-4-0	16-0-0	0-0-0
JACKSONVILLE	12/2/18	80-61	w	11-14-2	DNP	2-4-4	14-4-2	17-3-2	27-6-4	0-0-1
DUQUESNE	12/5/18	58-64	L	4-7-0	DNP	2-3-1	10-4-3	18-4-1	15-5-7	DNP
ST. BONAVENTURE	12/9/18	80-65	w	4-2-0	12-3-3	2-9-6	17-4-2	5-1-1	23-1-4	0-3-0
AMERICAN	12/16/18	80-59	w	14-5-1	18-4-6	3-6-2	6-5-1	13-1-2	17-5-8	0-0-0
#4 MARYLAND	12/28/18	61-77	L	2-4-0	4-1-2	3-1-0	5-3-0	16-8-3	24-5-2	DNP
at Indiana	12/31/18	75-83	L	15-6-0	5-3-2	2-6-0	11-5-1	14-3-0	24-8-3	DNP
WISCONSIN	1/3/19	71-64	w	5-8-0	13-0-3	2-8-1	10-11-2	11-1-1	23-4-3	DNP
at Rutgers	01/06/19	61-74	L	15-10-0	7-1-0	0-4-3	8-6-3	3-0-0	23-1-3	DNP
ILLINOIS	1/12/19	62-48	w	14-11-1	9-4-0	6-4-5	11-4-0	0-2-1	13-1-7	DNP
OHIO STATE	1/17/19	71-76	L	3-0-0	12-9-3	12-5-3	11-3-2	3-2-1	19-3-4	DNP
at Maryland	01/20/19	67-79	L	9-9-0	7-1-1	0-1-0	13-8-1	5-1-1	20-5-3	DNP
at Wisconsin	01/24/19	65-59	w	5-8-1	12-3-3	0-3-3	3-4-0	5-2-1	16-3-3	DNP
#14/18 RUTGERS	1/27/19	61-69	L	6-8-0	14-1-2	0-2-2	2-2-0	7-4-0	18-2-7	DNP
#13/12 IOWA	2/3/19	61-81	L	15-7-0	10-1-5	8-6-1	2-1-0	5-4-1	17-3-3	DNP

Opponent	Date	Score		22	24	31	33	34	43
				KNIZNER,LE	BREEN,SAM	TRAVASCIO-	EBO,LAUREN	MCMURTRY,S	WALLACE,BE
PROVIDENCE	11/08/18	74-72	w	DNP	9-7-1	DNP	0-6-0	DNP	2-5-0
#24 CALIFORNIA	11/11/18	58-75	L	DNP	0-2-2	DNP	1-4-1	DNP	4-3-0
at Fordham	11/14/18	72-55	w	0-0-0	3-1-0	DNP	DNP	DNP	0-0-0
PRINCETON	11/18/18	79-71	w	DNP	0-1-0	DNP	0-4-0	DNP	0-0-1
NORTH DAKOTA	11/21/18	75-68	w	DNP	DNP	DNP	6-2-0	DNP	0-0-0
STONY BROOK	11/25/18	70-81	L	0-0-0	DNP	DNP	4-1-0	DNP	3-4-0
at Florida State	11/29/18	58-87	L	DNP	DNP	DNP	3-6-0	DNP	9-5-0
JACKSONVILLE	12/2/18	80-61	w	0-0-0	DNP	DNP	9-5-0	DNP	0-1-1
DUQUESNE	12/5/18	58-64	L	0-1-0	DNP	DNP	8-5-0	DNP	1-1-0
ST. BONAVENTURE	12/9/18	80-65	w	DNP	DNP	DNP	15-12-0	DNP	2-1-0
AMERICAN	12/16/18	80-59	w	0-0-0	DNP	DNP	9-12-2	0-0-0	0-0-0
#4 MARYLAND	12/28/18	61-77	L	DNP	DNP	5-1-0	2-4-0	DNP	0-0-0
at Indiana	12/31/18	75-83	L	DNP	DNP	2-3-0	2-3-0	DNP	0-0-0
WISCONSIN	1/3/19	71-64	w	DNP	DNP	2-2-0	5-5-0	DNP	0-0-0
at Rutgers	01/06/19	61-74	L	DNP	DNP	5-1-1	0-3-0	DNP	0-0-0
ILLINOIS	1/12/19	62-48	w	DNP	DNP	7-2-0	2-4-1	0-0-0	DNP
OHIO STATE	1/17/19	71-76	L	DNP	DNP	9-3-0	2-5-0	DNP	0-0-0
at Maryland	01/20/19	67-79	L	DNP	DNP	6-1-1	7-9-2	DNP	DNP
at Wisconsin	01/24/19	65-59	w	DNP	DNP	14-2-1	10-6-0	DNP	0-1-0
#14/18 RUTGERS	1/27/19	61-69	L	DNP	DNP	8-1-0	6-9-1	DNP	DNP
#13/12 IOWA	2/3/19	61-81	L	DNP	DNP	0-2-1	4-2-0	DNP	0-0-0

**2018-19 Penn State Women's Basketball  
Penn State Combined Team Statistics (as of Feb 04, 2019)  
Conference games only**

RECORD:	OVERALL	HOME	AWAY	NEUTRAL
ALL GAMES	3-7	2-4	1-3	0-0
CONFERENCE	3-7	2-4	1-3	0-0
NON-CONFERENCE	0-0	0-0	0-0	0-0

##	Player	gp-gs	min	avg	Total			3-Point		F-Throw		Rebounds				pf	dq	a	to	blk	stl	pts	avg
					fg-fga	fg%	3fg-fga	3fg%	ft-fa	ft%	off	def	tot	avg									
11	Teniya Page	10-9	372	37.2	56-146	.384	18-53	.340	67-84	.798	4	31	35	3.5	23	0	38	24	3	12	197	19.7	
02	Amari Carter	10-9	365	36.5	37-113	.327	13-44	.295	6-8	.750	2	22	24	2.4	24	0	21	14	4	17	93	9.3	
01	Alisia Smith	10-9	283	28.3	30-72	.417	0-0	.000	29-44	.659	32	39	71	7.1	28	1	2	18	7	8	89	8.9	
04	Siyeh Frazier	10-9	211	21.1	30-65	.462	3-8	.375	13-23	.565	17	30	47	4.7	30	2	9	20	6	7	76	7.6	
05	Kamaria McDaniel	10-0	172	17.2	23-64	.359	8-27	.296	15-21	.714	7	20	27	2.7	19	0	9	17	1	5	69	6.9	
31	J. Travascio-Green	10-0	201	20.1	17-54	.315	13-43	.302	11-12	.917	5	13	18	1.8	20	0	4	13	5	1	58	5.8	
33	Lauren Ebo	10-0	190	19.0	18-43	.419	0-0	.000	4-16	.250	15	35	50	5.0	25	1	4	13	5	6	40	4.0	
03	Karisma Ortiz	10-9	214	21.4	13-36	.361	4-16	.250	3-5	.600	8	32	40	4.0	17	0	18	20	6	11	33	3.3	
43	Bexley Wallace	7-0	16	2.3	0-2	.000	0-0	.000	0-0	.000	0	1	1	0.1	4	0	0	0	0	2	0	0.0	
34	Sarah McMurtry	1-0	1	1.0	0-0	.000	0-0	.000	0-0	.000	0	0	0	0.0	0	0	0	0	0	0	0	0.0	
Team											18	20	38				3						
Total.....		10	2025		224-595	.376	59-191	.309	148-213	.695	108	243	351	35.1	190	4	105	142	37	69	655	65.5	
Opponents.....		10	2025		257-592	.434	50-150	.333	146-203	.719	114	292	406	40.6	188	-	151	155	45	65	710	71.0	

TEAM STATISTICS	PSU	OPP	Date	Opponent	Score	Att.
SCORING	655	710	* 12/28/18	#4 MARYLAND	L 61-77	2259
Points per game	65.5	71.0	* 12/31/18	at Indiana	L 75-83	4481
Scoring margin	-5.5	-	* 1/3/19	WISCONSIN	W 71-64	2093
FIELD GOALS-ATT	224-595	257-592	* 01/06/19	at Rutgers	L 61-74	1868
Field goal pct	.376	.434	* 1/12/19	ILLINOIS	W 62-48	2472
3 POINT FG-ATT	59-191	50-150	* 1/17/19	OHIO STATE	Lot 71-76	2090
3-point FG pct	.309	.333	* 01/20/19	at Maryland	L 67-79	7684
3-pt FG made per game	5.9	5.0	* 01/24/19	at Wisconsin	W 65-59	3074
FREE THROWS-ATT	148-213	146-203	* 1/27/19	#14/18 RUTGERS	L 61-69	2463
Free throw pct	.695	.719	* 2/3/19	#13/12 IOWA	L 61-81	2815
F-Throws made per game	14.8	14.6				
REBOUNDS	351	406				
Rebounds per game	35.1	40.6				
Rebounding margin	-5.5	-				
ASSISTS	105	151				
Assists per game	10.5	15.1				
TURNOVERS	142	155				
Turnovers per game	14.2	15.5				
Turnover margin	+1.3	-				
Assist/turnover ratio	0.7	1.0				
STEALS	69	65				
Steals per game	6.9	6.5				
BLOCKS	37	45				
Blocks per game	3.7	4.5				
ATTENDANCE	14192	17107				
Home games-Avg/Game	6-2365	4-4277				
Neutral site-Avg/Game	-	0-0				

Score by Periods	1st	2nd	3rd	4th	OT	Totals
Penn State	158	166	176	151	4	655
Opponents	168	165	182	186	9	710

**2018-19 Penn State Women's Basketball  
Penn State Combined Team Statistics (as of Feb 04, 2019)  
All games**

<b>RECORD:</b>	<b>OVERALL</b>	<b>HOME</b>	<b>AWAY</b>	<b>NEUTRAL</b>
ALL GAMES	10-11	8-7	2-4	0-0
CONFERENCE	3-7	2-4	1-3	0-0
NON-CONFERENCE	7-4	6-3	1-1	0-0

#	Player	gp-gs	min	avg	Total		3-Point		F-Throw		Rebounds				pf	dq	a	to	blk	stl	pts	avg
					fg-fga	fg%	3fg-fga	3fg%	ft-fa	ft%	off	def	tot	avg								
11	Teniya Page	21-20	773	36.8	128-333	.384	37-115	.322	122-156	.782	9	67	76	3.6	37	0	77	49	4	23	415	19.8
01	Alisia Smith	20-19	546	27.3	69-148	.466	0-0	.000	60-81	.741	65	83	148	7.4	58	3	8	43	21	23	198	9.9
02	Amari Carter	18-16	607	33.7	65-185	.351	29-81	.358	19-21	.905	7	45	52	2.9	37	1	45	24	7	27	178	9.9
04	Siyeh Frazier	21-20	534	25.4	76-175	.434	7-26	.269	42-61	.689	31	67	98	4.7	65	4	32	50	11	33	201	9.6
05	Kamaria McDaniel	21-4	453	21.6	68-175	.389	19-72	.264	39-54	.722	13	45	58	2.8	38	0	23	32	5	20	194	9.2
31	J. Travascio-Green	10-0	201	20.1	17-54	.315	13-43	.302	11-12	.917	5	13	18	1.8	20	0	4	13	5	1	58	5.8
33	Lauren Ebo	20-5	386	19.3	41-91	.451	0-0	.000	13-32	.406	38	69	107	5.4	52	1	7	34	20	7	95	4.8
03	Karisma Ortiz	21-14	525	25.0	28-75	.373	5-30	.167	6-10	.600	17	74	91	4.3	39	1	47	51	15	21	67	3.2
24	Sam Breen	4-0	42	10.5	4-11	.364	2-5	.400	2-4	.500	3	8	11	2.8	3	0	3	4	0	2	12	3.0
43	Bexley Wallace	18-2	127	7.1	8-18	.444	0-0	.000	5-8	.625	8	13	21	1.2	23	0	2	10	3	3	21	1.2
12	Kayleigh Semion	7-0	35	5.0	0-5	.000	0-5	.000	0-0	.000	2	3	5	0.7	1	0	2	0	0	1	0	0.0
34	Sarah McMurtry	2-0	2	1.0	0-0	.000	0-0	.000	0-0	.000	0	0	0	0.0	0	0	0	0	0	0	0	0.0
22	Leah Knizner	5-0	19	3.8	0-7	.000	0-7	.000	0-0	.000	0	1	1	0.2	1	0	0	1	0	1	0	0.0
<b>Team</b>											42	41	83				4					
Total.....		21	4250		504-1277	.395	112-384	.292	319-439	.727	240	529	769	36.6	374	10	250	315	91	162	1439	68.5
Opponents.....		21	4250		547-1300	.421	127-383	.332	247-346	.714	254	578	832	39.6	402	-	314	340	75	147	1468	69.9

TEAM STATISTICS	PSU	OPP	Date	Opponent	Score	Att.
SCORING	1439	1468	11/08/18	PROVIDENCE	W 74-72	2115
Points per game	68.5	69.9	11/11/18	#24 CALIFORNIA	L 58-75	2406
Scoring margin	-1.4	-	11/14/18	at Fordham	W 72-55	639
FIELD GOALS-ATT	504-1277	547-1300	11/18/18	PRINCETON	Wot 79-71	2026
Field goal pct	.395	.421	11/21/18	NORTH DAKOTA	W 75-68	1881
3 POINT FG-ATT	112-384	127-383	11/25/18	STONY BROOK	L 70-81	2018
3-point FG pct	.292	.332	11/29/18	at Florida State	L 58-87	2501
3-pt FG made per game	5.3	6.0	12/2/18	JACKSONVILLE	W 80-61	2121
FREE THROWS-ATT	319-439	247-346	12/5/18	DUQUESNE	L 58-64	1989
Free throw pct	.727	.714	12/9/18	ST. BONAVENTURE	W 80-65	2152
F-Throws made per game	15.2	11.8	12/16/18	AMERICAN	W 80-59	2257
REBOUNDS	769	832	* 12/28/18	#4 MARYLAND	L 61-77	2259
Rebounds per game	36.6	39.6	* 12/31/18	at Indiana	L 75-83	4481
Rebounding margin	-3.0	-	* 1/3/19	WISCONSIN	W 71-64	2093
ASSISTS	250	314	* 01/06/19	at Rutgers	L 61-74	1868
Assists per game	11.9	15.0	* 1/12/19	ILLINOIS	W 62-48	2472
TURNOVERS	315	340	* 1/17/19	OHIO STATE	Lot 71-76	2090
Turnovers per game	15.0	16.2	* 01/20/19	at Maryland	L 67-79	7684
Turnover margin	+1.2	-	* 01/24/19	at Wisconsin	W 65-59	3074
Assist/turnover ratio	0.8	0.9	* 1/27/19	#14/18 RUTGERS	L 61-69	2463
STEALS	162	147	* 2/3/19	#13/12 IOWA	L 61-81	2815
Steals per game	7.7	7.0				
BLOCKS	91	75				
Blocks per game	4.3	3.6				
ATTENDANCE	33157	20247				
Home games-Avg/Game	15-2210	6-3374				
Neutral site-Avg/Game	-	0-0				

Score by Periods	1st	2nd	3rd	4th	OT	Totals
Penn State	329	341	371	378	20	1439
Opponents	339	362	395	355	17	1468





1 | ALISIA SMITH

F | So./So. | 6-3  
Lansing, Mich.



2 | AMARI CARTER

G | Sr./Jr. | 5-8  
Washington D.C.



3 | KARISMA ORTIZ

G | Fr./Fr. | 6-0  
San Jose, Calif.



4 | SIYEH FRAZIER

G | Jr./Jr. | 5-9  
Detorit, Mich.



5 | KAMARIA MCDANIEL

G | So./So. | 5-10  
Inkster, Mich.



11 | TENIYA PAGE

G | Sr./Sr. | 5-7  
Chicago, Ill.



12 | KAYLEIGH SEMION

G | Sr./Sr. | 5-6  
Dunmore, Pa.



22 | LEAH KNIZNER

G | Sr./Sr. | 5-9  
Greensburg, Pa.



31 | JAIDA TRAVASCIO-GREEN

G | Jr./Jr. | 6-2  
Lisle, Ill.



33 | LAUREN EBO

F | Fr./Fr. | 6-4  
Washington D.C.



34 | SARAH McMURTRY

G | Sr./Sr. | 5-6  
Pittsburgh, Pa.



43 | BEXLEY WALLACE

F | Fr./Fr. | 6-3  
Pickerington, Ohio



COQUESE WASHINGTON

Head Coach  
12th Season  
Notre Dame '93



ITORO COLEMAN

Assistant Coach  
Eighth Season  
Clemson '00



TAMIKA JETER

Assistant Coach  
Third Season  
Connecticut '02



GEOFF LANIER

Assistant Coach  
First Season  
Southern Conn. State '92

**PRONUNCIATIONS**

Amari Carter  
Lauren Ebo  
Siyeh Frazier  
Leah Knizner  
Kamaria McDaniel  
Karisma Ortiz  
Teniya Page  
Kayleigh Semion

Uh-mar-E  
EE-bo  
sigh-uh Frasier  
KIZZ-ner  
Kuh-mar-E-uh  
Charisma  
tuh-NYE-uh  
Simm-ee-in

Alisia Smith  
Jaida Travascio-Green  
Coquese Washington  
Itoro Coleman  
Tamika Jeter  
Geoff Lanier

Uh-lee-see-uh  
jay-duh truh-VOSS-ee-o

ko-KWEES  
E-tore-uh  
Jet-ur  
Jeff Lan-yer