

WOMEN'S VOLLEYBALL

SEVEN-TIME NATIONAL CHAMPION

#12 PENN STATE (7-5, 7-5 BIG) AT MICHIGAN STATE (2-7, 2-7 BIG)

Friday, March 19 | 6 p.m. | East Lansing, Mich. | Big Ten Network+
 Saturday, March 20 | 6 p.m. | East Lansing, Mich. | Big Ten Network+

2020-21 SCHEDULE

7-5 OVERALL, 7-5 BIG TEN

JANUARY

22 at No. 24 Michigan* Ppd.
 23 at No. 24 Michigan* Ppd.

FEBRUARY

5 ILLINOIS* (BTN) **W, 3-1**
 6 ILLINOIS* (BTN+) **W, 3-2**
 13 at No. 5 Minnesota* (BTN) L, 1-3
 14 at No. 5 Minnesota* (BTN) L, 2-3
 17 at Ohio State L, 2-3
 19 INDIANA* (BTN+) **W, 3-1**
 20 INDIANA* (BTN+) **W, 3-0**
 27 at Maryland* Ppd.
 28 at Maryland* Ppd.

MARCH

3 OHIO STATE **L, 0-3**
 5 No. 11 PURDUE* (BTN+) **L, 1-3**
 6 No. 11 PURDUE* (ESPNU) **W, 3-1**
 12 RUTGERS* (BTN+) **W, 3-0**
 13 RUTGERS* (BTN) **W, 3-0**
 19 at Michigan State* (BTN+) 6 p.m.
 20 at Michigan State* (BTN+) 6 p.m.
 26 No. 1 WISCONSIN* (BTN) **9 p.m.**
 27 No. 1 WISCONSIN* (BTN) **TBD**

APRIL

1 at No. 4 Nebraska* (BTN) 9 p.m.
 2 at No. 4 Nebraska* (BTN) 9 p.m.

Home matches in **BOLD ALL CAPS**

* Denotes conference match

- Rankings of completed matches are ranking at time of match. Ranking of future matches are team's current ranking.

NITTANY LIONS NEWS AND NOTES

OPENING NOTES

- Penn State takes a three-match winning streak to East Lansing for a pair of matches with Michigan State. The Lions are coming off a win over nationally-ranked Purdue and then a two-match sweep of Rutgers.
- Michigan State is set to play for the first time since Feb. 21.
- Just six matches remain on Penn State's regular season schedule. Following the trip to Michigan State, the Lions have two home matches with Wisconsin and two away matches at Nebraska. Both are ranked in the top 10 in the nation.

SERIES HISTORY

- Penn State leads 48-7 in the all-time series with Michigan State.
- The teams first played in 1985.
- The Lions have won 11 straight matches in the series dating back to 2013. They dropped just three sets in those wins.
- Penn State is 22-4 against the Spartans in matches played in East Lansing. The Lions have won 14 straight road matches in the series, with the last road loss coming in 2002.
- The Lions' middles have had a lot of success against Michigan State during their careers. Both **Serena Gray** and **Kaitlyn Hord** averaged 2.2 kills/set and 1.3 blocks/set in their first three matchups with the Spartans. Gray hit .515, while Hord hit .395.

SCOUTING THE SPARTANS

- Michigan State is 2-7 with a pair of wins over Michigan.
- The Spartans haven't played since dropping a pair of home matches to Wisconsin on Feb. 20-21. They took a set from the Badgers in the second match.
- Six of the Spartans' seven losses came to opponents currently ranked in the top 10 nationally.



PENN STATE NITTANY LIONS:

Record7-5
 Big Ten7-5
 201927-6 (17-3 Big Ten)
 Head Coach..... Russ Rose
 At Penn State 1306-217 (42nd)
 Overall Same
 Location..... University Park, Pa.



MICHIGAN STATE SPARTANS:

Record2-7
 Big Ten2-7
 2019 15-15 (6-14 BIG)
 Head Coach..... Cathy George
 At Michigan State 290-210 (16th)
 Overall 655-434 (34th)
 Location..... East Lansing, Mich.

BIG TEN LEADS WAY IN NATIONAL RANKINGS

Six Big Ten teams appeared in the top 12 of the most recent AVCA national rankings — No. 1 Wisconsin, No. 4 Minnesota, No. 5 Nebraska, No. 9 Ohio State, No. 10 Purdue and No. 12 Penn State.

CAPTAINS

- Juniors **Jonni Parker** and **Gabby Blossom** were named team captains for the 2020-21 season.

PENN STATE

PROBABLE STARTERS (BASED OFF LAST MATCH)

| No. | Pos. | Name | Yr. | SP | K/S | Pct. | A/S | SA/S | D/S | B/S | PTS |
|-----|------|----------------|-------|----|------|------|-------|------|------|------|-------|
| 18 | OH | A. Kudryashova | R-So. | 47 | 2.40 | .227 | 0.09 | 0.02 | 0.47 | 0.47 | 125.5 |
| 9 | RS | Jonni Parker | Jr. | 47 | 3.26 | .221 | 0.30 | 0.23 | 2.21 | 0.89 | 185.0 |
| 16 | MB | Serena Gray | Jr. | 43 | 2.12 | .259 | 0.05 | 0.23 | 0.28 | 0.84 | 123.5 |
| 23 | MB | Kaitlyn Hord | Jr. | 47 | 2.36 | .392 | 0.11 | 0.00 | 0.09 | 1.38 | 146.5 |
| 13 | S | Gabby Blossom | Jr. | 38 | 0.34 | .184 | 10.84 | 0.26 | 3.05 | 0.29 | 29.0 |
| 0 | OH | AC Fitzpatrick | Fr. | 47 | 2.62 | .219 | 0.15 | 0.32 | 2.21 | 0.34 | 147.5 |
| 3 | L | Jenna Hampton | Jr. | 38 | 0.03 | .500 | 1.05 | 0.21 | 3.53 | 0.00 | 9.0 |

STRATEGIC COMMUNICATIONS

Assistant Dir. of Strategic Communications
 Matt Jackson
 Phone: 814-876-2710
 E-Mail: mjj5328@psu.edu

2020-21 PENN STATE WOMEN'S VOLLEYBALL



0

ANNIE GATE FITZPATRICK
OH, Fr., 5-11
Ocala, Fla.



1

LAUREN CLARK
OH, So., 6-0
Champlin, Minn.



2

MADDY BILINOVIC
DS, Fr., 5-7
Independence, Ohio



3

KEATAN BROUGHTON
DS, Jr., 5-5
Charleston, W.Va.



6

SOPHIE WALLS
S, Jr., 5-11
The Woodlands, Texas



7

MACY VAN DEN ELZEN
OH/MB, Fr., 6-3
Macungie, Pa.



8

HANNAH FLOWERS
RS, Gr., 6-3
Wildwood, Mo.



9

JONNI PARKER
RS/S, Jr., 6-0
Casstown, Ohio



12

SAM MCCOOL
DS, Fr., 5-9
Atlanta, Ga.



13

GABBY BLOSSOM
S, Jr., 5-9
St. Louis, Mo.



15

JENNA HAMPTON
DS, Jr., 5-7
Tampa, Fla.




16

SERENA GRAY
MB, Jr., 6-2
Temple City, Calif.



17

MOLLY RUSSELL
DS, So., 5-10
Naperville, Ill.



18

ANASTASIYA KUDRYASHOVA
OH/RS, R-So., 6-4
Novosibirsk, Russia



19

EMILY OERTHER
S, So., 5-10
Windermere, Fla.



20

ALLIE HOLLAND
MB, Fr., 6-3
Hilliard, Ohio



21

MACALL PEED
DS, So., 5-7
San Diego, Calif.



23

KAITLYN HORD
MB, Jr., 6-4
Lexington, Ky.

PENN STATE RECORD WHEN...

| | |
|----------------------------------|-----|
| Overall | 7-5 |
| At Home | 7-2 |
| On the Road..... | 0-3 |
| At Neutral Site..... | 0-0 |
| vs. Nationally-Ranked Teams..... | 1-4 |
| vs. Teams Ranked in Top 5 | 0-2 |
| vs. Teams Ranked in Top 10 | 0-2 |
| vs. Teams Ranked in Top 15..... | 1-3 |
| vs. Teams Ranked in Top 20 | 1-4 |
| vs. Teams Ranked in Top 25..... | 1-4 |
| Leading 1-0..... | 7-1 |
| Leading 2-0..... | 3-1 |
| Leading 2-1..... | 3-1 |
| Tied 1-1..... | 3-1 |
| Tied 2-2..... | 1-2 |
| Trailing 1-0..... | 0-4 |
| Trailing 2-0..... | 0-3 |
| Trailing 2-1..... | 1-2 |
| Hit % Higher Than Opponent | 7-1 |
| Opponent's Hit % is Higher | 0-4 |
| More Kills Than Opponent..... | 7-1 |
| Less Kills Than Opponent..... | 0-4 |
| When Kills Are Tied..... | 0-0 |
| More Digs Than Opponent..... | 5-0 |
| Less Digs Than Opponent | 1-4 |
| Digs Are Tied..... | 1-1 |
| More Blocks Than Opponent..... | 5-1 |
| Less Blocks Than Opponent..... | 1-3 |
| Blocks Are Tied..... | 0-1 |
| More Aces Than Opponent | 5-3 |
| Less Aces Than Opponent | 0-2 |
| Aces Are Tied | 2-0 |
| On Sundays | 0-1 |
| On Wednesdays..... | 0-2 |
| On Fridays | 3-1 |
| On Saturdays | 4-1 |

PARKER - THREE MILESTONES, ONE MATCH

- Junior **Jonni Parker** hit three career milestones in one match against Rutgers on March 12.
- During that match, Parker eclipsed 900 kills, 500 digs and 200 blocks.

JONNI PARKER CURRENT NUMBERS

Kills - 917
Digs - 502
Blocks - 205

FITZPATRICK HEATS UP FROM THE SERVICE LINE

- Freshman Annie Cate Fitzpatrick has been on a tear from the service line as of late, totaling 10 aces over the past four matches. Those four matches included 14 sets, giving her 0.71 aces/set during that stretch.
- Fitzpatrick had just five aces in the team's first eight matches, and four of those came in one match.
- She currently leads the team with 15 aces.

FITZPATRICK ACES LAST FOUR MATCHES

| Opponent | Aces | Date |
|----------|------|------|
| Purdue | 3 | 3/5 |
| Purdue | 3 | 3/6 |
| Rutgers | 2 | 3/12 |
| Rutgers | 2 | 3/13 |

REC HALL SUCCESS

- Penn State is 667-47 (.934) all-time at Rec Hall.
- The Lions are 309-29 (.914) against Big Ten opponents at Rec Hall and 358-18 (.952) against non-conference opponents.

PENN'S STATE VS. BIG TEN AT REC HALL

| Opponent | W | L |
|----------------|------------|-----------|
| Illinois | 25 | 3 |
| Indiana | 28 | 0 |
| Iowa | 28 | 0 |
| Maryland | 13 | 0 |
| Michigan | 28 | 1 |
| Michigan State | 25 | 3 |
| Minnesota | 26 | 4 |
| Nebraska | 4 | 4 |
| Northwestern | 28 | 1 |
| Ohio State | 26 | 6 |
| Purdue | 29 | 4 |
| Rutgers | 21 | 1 |
| Wisconsin | 26 | 2 |
| Total | 309 | 29 |

ACADEMIC ACCOLADES

- Eight current Penn State volleyball players earned a spot on the Academic All-Big Ten Team after the fall semester — **Gabby Blossom, Lauren Clark, Serena Gray, Jenna Hampton, Emily Oerther, Jonni Parker, Macall Peed and Molly Russell.**
- This past July, Penn State earned its first ever AVCA Team Academic Award.
- The Team Academic Award, initiated in the 1992-93 academic year, honors volleyball teams that maintain a year-long grade-point average of 3.30 on a 4.0 scale.

PEED HAS CAREER MATCH AT MINNESOTA

- Sophomore **Macall Peed** didn't play in the first match at Minnesota, but made the most of her opportunity when she came in as a sub during the first set of the second match.
- Peed went on to accumulate a season-high 18 digs in the match, including a highlight-reel diving save that eventually resulted in a Penn State kill.
- Her previous career high was just four digs, which she totaled twice last season as a freshman.

STRONG JUNIOR CLASS

- The junior class of Penn State is one of the best in the country, featuring four All-Americans — **Gabby Blossom, Serena Gray, Kaitlyn Hord and Jonni Parker** — plus **Jenna Hampton**, who has seen significant time in the back row during her two seasons with the Lions.

PSU PLAYERS ALL-AMERICA HONORS

Gabby Blossom - 2019 (3rd)
Serena Gray - 2018 (HM), 2019 (HM)
Kaitlyn Hord - 2018 (HM), 2019 (1st)
Jonni Parker - 2018 (3rd), 2019 (HM)

HOLLAND SOLID IN FIRST CAREER START

- Freshman **Allie Holland** turned in a solid performance while making her first career start against Ohio State on March 3.
- Holland hit .615 with eight kills and no errors on 13 attacks. She added two block assists.
- It was just the second appearance of the season for Holland.

LIONS WELCOME EIGHT NEWCOMERS

- Eight fresh faces are on the Penn State women's volleyball team this season, joining 10 returning players.
- The eight newcomers include three transfers — **Keatan Broughton (West Virginia), Hannah Flowers (Memphis) and Anastasiya Kudryashova (Rutgers).**
- The other five are freshmen, including **Annie Cate Fitzpatrick, Maddy Bilinovic, Macy Van Den Elzen, Sam McCool and Allie Holland.**

OERTHER COMES THROUGH IN FIRST STARTS

- Sophomore setter **Emily Oerther** was called one of the most improved players on the team by head coach Russ Rose prior to the start of this season.
- Gabby Blossom is back as the team's starting setter, but the Lions can feel confident in Oerther if needed as she proved Rose right while making her first career starts in wins over Illinois to start the season.
- Oerther tallied 36 assists, eight digs, four kills and two aces in a 3-1 win in the first match. She then totaled 46 assists, two blocks, two kills and two aces in a 3-2 win in the second match.

2020-21 PENN STATE WOMEN'S VOLLEYBALL

2021 NCAA TOURNAMENT FORMAT

• The NCAA Tournament will look a lot different this season. The bracket will feature 48 teams with all matches taking place in one location. The tournament will be held from April 13-24 in Omaha, Nebraska.

AMONG NCAA BEST IN ALL-AMERICANS

• Penn State ranks third in the nation all-time in first- and second-team All-Americans.
• Thirty-seven Penn State volleyball players have combined for 78 All-America honors.

FRESH FACES STEP UP BIG EARLY

• In its season-opening two-match sweep of Illinois, Penn State had four players make their first career start and five players make their collegiate debut.
• The group that made their collegiate debut accounted for 61 percent of the team's digs and 48 percent of the team's kills in the two matches against the Illini.

NEWCOMERS AGAINST ILLINOIS (2 MATCHES)

| Player | Kills | Digs |
|------------------------|-----------|-----------|
| Maddy Bilinovic | 0 | 32 |
| Keatan Broughton | 0 | 2 |
| Annie Cate Fitzpatrick | 30 | 32 |
| Hannah Flowers | 3 | 0 |
| Anastasija Kudryashova | 22 | 6 |
| Totals | 65 | 72 |

FITZPATRICK STARS IN DEBUT MATCHES

• Freshman **Annie Cate Fitzpatrick** was thrown right into the fire in her first two matches, making starts in two Big Ten contests to start the season. In normal seasons, freshmen get a chance to get their feet wet against non-conference competition, but this, of course, is not a normal season.
• That didn't stop Fitzpatrick from putting up numbers that had her as one of the top freshmen performers in the Big Ten that week. In nine sets, she hit .350 with 30 kills and 26 digs.

NITTANY LIONS CAREER ALL-BIG HONORS

• Three Penn State players — **Gabby Blossom**, **Kaitlyn Hord**, and **Jonni Parker** — have combined for five career All-Big Ten honors.

PSU PLAYERS ALL-BIG HONORS

Gabby Blossom - 2019 (2nd)
Kaitlyn Hord - 2018 (2nd), 2019 (1st)
Jonni Parker - 2018 (1st), 2019 (1st)

THREE LIONS EARN PRESEASON ALL-BIG TEN HONORS

• Penn State was one of just two teams in the conference to have three players named Preseason All-BIG.
• Earning the preseason honor for the Lions were juniors **Serena Gray**, **Kaitlyn Hord**, and **Jonni Parker**.
• Hord and Parker received the award for the second-straight year, while Gray landed a spot on the team for the first time.

2020-21 PRESEASON ALL-BIG TEN TEAM

Erika Pritchard, Sr., OH, Maryland
Paige Jones, Jr., OH, Michigan
Regan Pittman, Sr., MB, Minnesota
Stephanie Samedy, Sr., OPP, Minnesota
Lauren Stivrins, Sr., MB, Nebraska
Lexi Sun, Sr., OH, Nebraska
Serena Gray, Jr., M, Penn State
Kaitlyn Hord, Jr., M, Penn State
Jonni Parker, Jr., OH, Penn State
Grace Cleveland, Jr., OPP/M, Purdue
Caitlyn Newton, Sr., OH, Purdue
Molly Haggerty, Sr., OH, Wisconsin
Sydney Hilley, Sr., S, WISCONSIN
Dana Rettke, Sr., MB, WISCONSIN

ROSE PASSES 1,300 WIN MILESTONE

• Head coach Russ Rose is in his 42nd season at the helm of the Nittany Lions. He has a 1,306-217 record, seven NCAA National Championships, and 17 Big Ten Titles to his name.
• He is the winningest active NCAA Division I coach by wins (1,306), and percentage (.858), and is the only coach to take a team to all 39 NCAA Tournaments.
• Rose's 1,300th career win came over Illinois in the season opener.

LEADER IN NCAA TOURNAMENT WINS

• Russ Rose leads all head coaches with 104 wins in the NCAA Division I Tournament. He reached the century mark with a 3-0 win over Syracuse in the 2018 NCAA Second Round. Four more wins since then, the most recent coming over Cincinnati in the 2019 NCAA Regional Semifinal.

COACHING STAFF JUST WINS, BABY

• Penn State is believed to be the only team in Division I in which the entire coaching staff has won a DI women's national title either as a player or coach.
• Russ Rose has won seven national titles as head coach of Penn State.
• Dennis Hohenshelt has won four national titles as an assistant coach at Penn State.
• Katie Schumacher-Cawley won a national title as a player for the Lions in 1999.

CONSISTENT WINNERS

Penn State has never posted less than 22 wins in a season with Russ Rose as the head coach. The Nittany Lions have recorded at least 30 wins 27 times during that stretch.

HIGHLIGHT REEL

vs. Illinois (Feb. 5-6)

- [Maddy Bilinovic Kick Save](#)
- [Keatan Broughton Off-Balance Set](#)
- [Serena Gray Solo Block](#)

at Minnesota (Feb. 13-14)

- [Kaitlyn Hord Kill Before 10 Ft. Line](#)
- [Macall Peed Diving Dig](#)
- [Anastasija Kudryashova Hustle/Block](#)
- [Gabby Blossom-Serena Gray Chemistry](#)

vs. Purdue (March 6)

- [Fitzpatrick Catches Them Leaning](#)

SEVEN NATIONAL TITLES

Penn State has won seven national titles, all coming during Russ Rose's 40 seasons as head coach. The seven titles are the second most in the nation, trailing Stanford's eight by just one championship.

PENN'S STATE'S NATIONAL TITLES

| | |
|------|----------------------------|
| 1999 | Penn State 3, Stanford 0 |
| 2007 | Penn State 3, Stanford 2 |
| 2008 | Penn State 3, Stanford 0 |
| 2009 | Penn State 3, Texas 2 |
| 2010 | Penn State 3, California 0 |
| 2013 | Penn State 3, Wisconsin 1 |
| 2014 | Penn State 3, BYU 0 |

NCAA LEADERS IN NATIONAL TITLES

| | |
|---|------------------|
| 9 | Stanford |
| 7 | Penn State |
| 5 | Nebraska |
| 4 | UCLA |
| 3 | Hawaii |
| 3 | Long Beach State |
| 2 | Texas |
| 2 | Pacific |
| 1 | Washington |

LIONS PICKED FOURTH

Penn State was picked to finish fourth in the Big Ten this season in a vote by the league's 14 head coaches. The Nittany Lions finished tied for second in the Big Ten last season after being picked fourth.

2020-21 BIG TEN PRESEASON POLL

| Rank | Team |
|------|-------------------|
| 1. | Wisconsin |
| 2. | Minnesota |
| 3. | Nebraska |
| 4. | Penn State |
| 5. | Purdue |
| 6. | Michigan |
| 7. | Ohio State |
| 8. | Illinois |
| 9. | Michigan State |
| 10. | Northwestern |
| 11. | Indiana |
| 12. | Maryland |
| 13. | Iowa |
| 14. | Rutgers |

2020-21 PENN STATE WOMEN'S VOLLEYBALL

ROSTER BREAKDOWN

BY CLASS

Graduate Student (1): Flowers

Juniors (7): Blossom, Broughton, Gray, Hampton, Hord, Parker, Walls

RS Sophomore (1): Kudryashova

Sophomores (4): Clark, Oerther, Peed, Russell

Freshmen (5): Bilinovic, Fitzpatrick, Holland, McCool, Van Den Elzen

BY POSITION

Setters (3): Blossom, Oerther, Walls

Libero/DS (6): Bilinovic, Broughton, Hampton, McCool, Peed, Russell

Middles (3): Gray, Holland, Hord

Outsides (4): Clark, Fitzpatrick, Kudryashova, Van Den Elzen

Opposites (2): Flowers, Parker

BY STATE/COUNTRY

California (2): Gray, Peed

Florida (3): Hampton, Fitzpatrick, Oerther

Georgia (1): McCool

Illinois (1): Russell

Kentucky (1): Hord

Minnesota (1): Clark

Missouri (2): Blossom, Flowers

Ohio (3): Bilinovic, Holland, Parker

Pennsylvania (1): Van Den Elzen

Russia (1): Kudryashova

Texas (1): Walls

West Virginia (1): Broughton

PRONUNCIATIONS

Maddy Bilinovic - Bill-in-oh-vick

Keatan Broughton - Braw-tuhn

Anastasiya Kudryashova

- Ahn-ah-stah-see-yah

Koo-dreea-show-vah

Jonni Parker - Johnny

Macall Peed - Mah-call

RETURNING STARTERS (2019 STATS)

| No. | Pos. | Name | Yr. | SP | K/S | Pct. | A/S | SA/S | D/S | B/S | PTS |
|-----|------|---------------|-----|-----|------|-------|-------|------|------|------|------|
| 9 | RS/S | Jonni Parker | Jr. | 117 | 3.53 | .264 | 0.11 | .036 | 1.67 | 0.62 | 4.21 |
| 13 | S | Gabby Blossom | Jr. | 117 | 0.46 | .293 | 11.38 | 0.21 | 2.33 | 0.32 | 0.85 |
| 15 | DS/L | Jenna Hampton | Jr. | 114 | 0.01 | -.143 | 0.22 | 0.00 | 1.61 | 0.00 | 0.01 |
| 16 | MB | Serena Gray | Jr. | 117 | 2.71 | .382 | 0.03 | 0.29 | 0.51 | 0.79 | 3.47 |
| 23 | MB | Kaitlyn Hord | Jr. | 117 | 2.65 | .440 | 0.04 | 0.00 | 0.15 | 1.27 | 3.38 |

NEWCOMERS

| No. | Name | Yr. | Pos. | Ht. | Hometown/High School/Last College |
|-----|------------------------|-------|------|------|--|
| 0 | Annie Cate Fitzpatrick | Fr. | OH | 5-11 | Ocala, Fla./Trinity Catholic |
| 2 | Maddy Bilinovic | Fr. | DS | 5-7 | Independence, Ohio/Independence |
| 3 | Keatan Broughton | Jr. | DS | 5-5 | Charleston, W.Va./George Washington |
| 7 | Macy Van Den Elzen | Fr. | OH | 6-3 | Macungie, Pa./Emmaus |
| 8 | Hannah Flowers | Gr. | RS | 6-3 | Wildwood, Mo./Lafayette |
| 12 | Sam McCool | Fr. | DS | 5-9 | Atlanta, Ga./Woodward Academy |
| 18 | Anastasiya Kudryashova | R-So. | OH | 6-4 | Novosibirsk, Russia/Gimnazium No. 1798 |
| 20 | Allie Holland | Fr. | MB | 6-3 | Hilliard, Ohio/Hilliard Bradley |

2020-21 NUMERICAL ROSTER

| No. | Name | Yr. | Pos. | Ht. | Hometown/High School/Last College |
|-----|------------------------|-------|------|------|--|
| 1 | Lauren Clark | OH | So. | 6-0 | Champlin, Minn./Champlin Park |
| 2 | Maddy Bilinovic | DS | Fr. | 5-7 | Independence, Ohio/Independence |
| 3 | Keatan Broughton | DS | Jr. | 5-5 | Charleston, W.Va./George Washington/WVU |
| 6 | Sophie Walls | S | So. | 5-11 | The Woodlands, Texas/The Woodlands/Miami |
| 7 | Macy Van Den Elzen | OH/MH | Fr. | 6-3 | Macungie, Pa./Emmaus |
| 8 | Hannah Flowers | RS | Gr. | 6-3 | Wildwood, Mo./Lafayette/Memphis |
| 9 | Jonni Parker | RS/S | Jr. | 6-0 | Casstown, Ohio / Miami East |
| 11 | Annie Cate Fitzpatrick | OH | Fr. | 5-11 | Ocala, Fla./Trinity Catholic |
| 12 | Sam McCool | DS | Fr. | 5-9 | Atlanta, Ga./Woodward Academy |
| 13 | Gabby Blossom | S | Jr. | 5-9 | St. Louis, Mo. / St. Joseph's Academy |
| 15 | Jenna Hampton | DS | Jr. | 5-7 | Tampa, Fla. / Berkeley Prep |
| 16 | Serena Gray | MB | Jr. | 6-2 | Temple City, Calif. / Temple City |
| 17 | Molly Russell | DS | So. | 5-10 | Naperville, Ill./Naperville North |
| 18 | Anastasiya Kudryashova | OH/RS | So. | 6-4 | Novosibirsk, Russia/Gimnazium No. 1798/Rutgers |
| 19 | Emily Oerther | S | So. | 5-10 | Windermere, Fla./The First Academy |
| 20 | Allie Holland | MB | Fr. | 6-3 | Hilliard, Ohio/Hilliard Bradley |
| 21 | Macall Peed | DS | So. | 5-7 | San Diego, Calif./Torrey Pines |
| 23 | Kaitlyn Hord | MB | Jr. | 6-4 | Lexington, Ky. / Henry Clay |

CAREER AWARDS

Gabby Blossom

One-time All-American (third team in 2019...one-time All-Northeast Region...one-time All-Big Ten (second team in 2019)...four-time Big Ten Setter of the Week

Serena Gray

Two-time All-American (honorable mention in 2018 and 2019)...Two-time All-Northeast Region honorable mention

Kaitlyn Hord

Two-time All-American (first team in 2019 and honorable mention in 2018)...Two-time All-Northeast Region...Two-time All-Big Ten (first team in 2019 and second team in 2018)...One-time Big Ten Player of the Week...One-time Big Ten Freshman of the Week.

Jonni Parker

Two-time All-American (third in 2018, honorable mention in 2019)...Two-time All-Northeast Region...Two-time All-Big Ten (first team in 2018 and 2019)...2018 Northeast Region and Big Ten Freshman of the Year...Three-time Big Ten Freshman of the Week

2020-21 PENN STATE WOMEN'S VOLLEYBALL

2020-21 INDIVIDUAL MATCH-BY-MATCH LEADERS

| Date | Opp. | Kills | Attacks | Aces | Assists | Digs | Blocks |
|-----------------------------|---------------|--|---|--|-----------------------------|--|--|
| Feb. 5 | Illinois | Fitzpatrick - 13 | Parker - 33 | Gray - 2 Oerther - 2 | Oerther - 36 | Bilinovic - 16 | Parker - 5 |
| Feb. 6 | Illinois | Fitzpatrick - 17 | Fitzpatrick - 34 Parker - 34 | Gray - 4 | Oerther - 46 | Fitzpatrick - 17 | Hord - 9 |
| Feb. 13 | at Minnesota | Parker - 18 | Parker - 53 | Parker - 2 Clark - 2 | Blossom - 47 | Blossom - 17 Hampton - 17 | Hord - 7 |
| Feb. 14 | at Minnesota | Parker - 21 | Parker - 55 | Gray - 2 | Blossom - 50 | Hampton - 18 Peed - 18 | Hord - 10 |
| Feb. 17 | at Ohio State | Gray - 13 | Parker - 43 | Fitzpatrick - 4 | Blossom - 46 | Hampton - 25 | Hord - 8 |
| Feb. 19 | Indiana | Parker - 18 | Parker - 37 | Parker - 3 | Blossom - 44 | Hampton - 11 | Hord - 4 Gray - 4 |
| Feb. 20 | Indiana | Parker - 17 | Parker - 35 | Parker - 2 Blossom - 2 | Blossom - 32 | Blossom - 9 Hampton - 9 Fitzpatrick - 9 | Gray - 4 |
| March 3 | Ohio State | Kudryashova - 11 | Parker - 26 | Parker - 1 Blossom - 1 | Blossom - 28 | Blossom - 8 | Hord - 3 |
| March 5 | Purdue | Hord - 13 | Kudryashova - 39 | Fitzpatrick - 3 | Blossom - 46 | Blossom - 15 | Gray - 4 Hord - 4 |
| March 6 | Purdue | Parker - 16 Fitzpatrick - 16 | Parker - 44 | Fitzpatrick - 3 | Blossom - 46 | Hampton - 17 | Parker - 6 Hord - 6 |
| March 12 | Rutgers | Hord - 12 | Hord - 22 | Fitzpatrick - 2 | Blossom - 34 | Hampton - 11 | Gray - 4 Hord - 4 Fitzpatrick - 4 |
| March 13 | Rutgers | Fitzpatrick - 11 | Fitzpatrick - 19 Parker - 19 | Fitzpatrick - 2 Hampton - 2 Bilinovic - 2 | Blossom - 39 | Blossom - 11 Hampton - 11 | Hord - 5 |
| TOTALS (INCLD. TIES) | | Parker - 5 Fitzpatrick - 4 Hord - 2 Kudryashova - 1 Gray - 1 | Parker - 10 Fitzpatrick - 2 Kudryashova - 1 Hord - 1 | Fitzpatrick - 5 Parker - 4 Gray - 3 Blossom - 2 Clark - 1 Oerther - 1 Hampton - 1 Bilinovic - 1 | Blossom - 10 Oerther - 2 | Hampton - 8 Blossom - 5 Fitzpatrick - 2 Bilinovic - 1 Peed - 1 | Hord - 10 Gray - 4 Parker - 2 Fitzpatrick - 1 |

2020-21 PENN STATE WOMEN'S VOLLEYBALL

2020-21 SCHEDULE AND RESULTS

| DATE | OPPONENT | W/L | SCORE | SET SCORES | RECORD | BIG |
|-------------|-----------------|------------|--------------|-----------------------------------|---------------|------------|
| Feb. 5 | Illinois | W | 3-1 | 25-20, 17-25, 25-20, 25-20 | 1-0 | 1-0 |
| Feb. 6 | Illinois | W | 3-2 | 25-16, 27-29, 26-28, 25-15, 15-8 | 2-0 | 2-0 |
| Feb. 13 | at #5 Minnesota | L | 3-1 | 29-27, 25-23, 23-25, 25-18 | 2-1 | 2-1 |
| Feb. 14 | at #5 Minnesota | L | 3-1 | 25-19, 16-25, 17-25, 25-15, 15-10 | 2-2 | 2-2 |
| Feb. 17 | at Ohio State | L | 3-2 | 17-25, 13-25, 25-23, 25-22, 15-8 | 2-3 | 2-3 |
| Feb. 19 | Indiana | W | 3-1 | 25-13, 25-27, 25-10, 25-18 | 3-3 | 3-3 |
| Feb. 20 | Indiana | W | 3-0 | 25-15, 25-21, 25-22 | 4-3 | 4-3 |
| March 3 | #19 Ohio State | L | 3-0 | 25-18, 25-20, 25-23 | 4-4 | 4-4 |
| March 5 | #11 Purdue | L | 3-1 | 25-22, 26-24, 21-25, 25-14 | 4-5 | 4-5 |
| March 6 | #11 Purdue | W | 3-1 | 25-19, 16-25, 25-21, 25-23 | 5-5 | 5-5 |
| March 12 | Rutgers | W | 3-0 | 25-15, 25-23, 25-19 | 6-5 | 6-5 |
| March 13 | Rutgers | W | 3-0 | 25-11, 25-20, 25-16 | 7-5 | 7-5 |

2020-21 PENN STATE WOMEN'S VOLLEYBALL

2020-21 TEAM MATCH-BY-MATCH STAT COMPARISON *Penn State/Opponent

| Opponent | SP | Kills | Errors | TA | Hit Pct. | Assists | SA | SE | RE | Digs | BS/BA | BE | Total |
|---------------|-----------|----------------|----------------|------------------|------------------|----------------|--------------|---------------|--------------|----------------|----------------------|--------------|---------------|
| Illinois | 4 | 52/49 | 14/19 | 124/112 | .306/.268 | 48/47 | 5/5 | 15/11 | 5/5 | 42/48 | 2-12/0-14 | 0/5 | 8/7 |
| Illinois | 5 | 63/55 | 21/31 | 148/167 | .284/.144 | 56/54 | 9/9 | 10/14 | 9/9 | 67/57 | 3-20/3-16 | 1/3 | 13/11 |
| at Minnesota | 4 | 54/67 | 26/24 | 161/172 | .174/.250 | 53/61 | 5/4 | 5/8 | 4/5 | 69/72 | 2-10/2-18 | 0/1 | 7/11 |
| at Minnesota | 5 | 61/56 | 21/29 | 175/181 | .229/.149 | 59/54 | 3/10 | 9/1 | 10/3 | 82/82 | 2-24/1-12 | 0/0 | 14/7 |
| at Ohio State | 5 | 53/59 | 26/29 | 164/156 | .165/.192 | 51/55 | 10/4 | 6/9 | 4/10 | 61/73 | 1-22/2-26 | 0/2 | 12/15 |
| Indiana | 4 | 57/40 | 15/30 | 121/135 | .347/.074 | 54/39 | 5/3 | 10/5 | 3/5 | 51/45 | 4-12/1-2 | 2/1 | 10/2 |
| Indiana | 3 | 52/31 | 13/16 | 107/88 | .364/.170 | 44/31 | 5/1 | 12/2 | 1/5 | 37/37 | 2-10/8-3 | 0/3 | 7/4 |
| Ohio State | 3 | 41/48 | 13/10 | 102/100 | .275/.380 | 38/47 | 2/4 | 10/5 | 4/2 | 32/45 | 1-8/1-8 | 1/1 | 5/5 |
| Purdue | 4 | 52/55 | 9/4 | 163/145 | .172/.241 | 50/52 | 10/3 | 14/3 | 3/10 | 59/75 | 1-16/2-24 | 2/2 | 9/14 |
| Purdue | 4 | 59/48 | 29/22 | 156/140 | .192/.186 | 53/46 | 5/3 | 7/5 | 3/5 | 63/55 | 0-20/3-22 | 1/4 | 10/14 |
| Rutgers | 3 | 43/30 | 12/18 | 89/96 | .348/.125 | 40/29 | 6/3 | 10/6 | 3/6 | 36/28 | 1-16/2-4 | 1/1 | 9/4 |
| Rutgers | 3 | 48/27 | 9/17 | 89/86 | .438/.116 | 45/23 | 8/2 | 9/2 | 2/8 | 36/28 | 2-10/0-6 | 0/1 | 7/3 |
| Total | 47 | 635/565 | 223/265 | 1599/1578 | .258/.190 | 591/538 | 73/51 | 117/71 | 51/73 | 635/645 | 21-180/17-160 | 15/25 | 111/97 |

2020-21 PENN STATE WOMEN'S VOLLEYBALL

2020-21 PENN STATE SUPERLATIVES

| THREE SETS | INDIVIDUAL | TEAM |
|--------------------|--|--------------------------------|
| Kills: | 17 - Jonni Parker vs. Indiana (2/20) | 52, vs. Indiana (2/20) |
| Attacks: | 35 - Jonni Parker vs. Indiana (2/20) | 107, vs. Indiana (2/20) |
| Attack Percentage: | .700 - Serena Gray (8-1-10) vs. Rutgers (3/12) | .438, vs. Rutgers (3/13) |
| Assists: | 39 - Gabby Blossom vs. Rutgers (3/13) | 45, vs. Rutgers (3/13) |
| Aces: | 2 - Six times | 8, vs. Rutgers (3/13) |
| Digs: | 11 - Three times | 37, vs. Indiana (2/20) |
| Solo Blocks: | 1 - Five times | 2, 2x, last vs. Rutgers (3/13) |
| Block Assists: | 5 - Kaitlyn Hord vs. Rutgers (3/13) | 16, vs. Rutgers (3/12) |
| Total Blocks: | 5 - Kaitlyn Hord vs. Rutgers (3/13) | 10 vs. Indiana (2/20) |

| FOUR SETS | INDIVIDUAL | TEAM |
|--------------------|--|---------------------------------|
| Kills: | 18 - Jonni Parker, 2x, last vs. Indiana (2/19) | 57, vs. Indiana (2/19) |
| Attacks: | 53 - Jonni Parker at Minnesota (2/13) | 163, vs. Purdue (3/5) |
| *Attack Percentage | .571 - Kaitlyn Hord (8-0-14), vs. Indiana (2/19) | .347, vs. Indiana (2/19) |
| Assists: | 47 - Gabby Blossom at Minnesota (2/13) | 59, vs. Purdue (3/6) |
| Aces: | 3 - 3x, last Annie Cate Fitzpatrick vs. Purdue (3/6) | 10, vs. Purdue (3/5) |
| Digs: | 17 - 3x, last Jenna Hampton vs. Purdue (3/6) | 69, at Minnesota (2/13) |
| Solo Blocks: | 2 - 3x, last, Serena Gray vs. Indiana (2/19) | 4, vs. Indiana (2/19) |
| Block Assists: | 6 - Hord, Park vs. Purdue (3/6) | 12, 2x, last vs. Indiana (2/19) |
| Total Blocks: | 7 - Kaitlyn Hord at Minnesota (2/13) | 10, vs. Purdue (3/6) |

| FIVE SETS | INDIVIDUAL | TEAM |
|-------------------|--|--------------------------|
| Kills: | 21 - Jonni Parker at Minnesota (2/14) | 63, vs. Illinois (2/6) |
| Attacks: | 55 - Jonni Parker at Minnesota (2/14) | 175, at Minnesota (2/14) |
| Attack Percentage | .556 - Kaitlyn Hord (11-1-18) vs. Illinois (2/6) | .284, vs. Illinois (2/6) |
| Assists: | 50 - Gabby Blossom at Minnesota (2/14) | 59 at Minnesota (2/14) |
| Aces: | 4 - 2x, last Annie Cate Fitzpatrick at Ohio State (2/17) | 10, at Ohio State (2/17) |
| Digs: | 25 - Jenna Hampton at Ohio State (2/17) | 82, at Minnesota (2/14) |
| Solo Blocks: | 2 - Serena Gray vs. Illinois (2/6) | 3, vs. Illinois (2/6) |
| Block Assists: | 9 - Kaitlyn Hord at Minnesota (2/14) | 24, at Minnesota (2/14) |
| Total Blocks: | 10 - Kaitlyn Hord at Minnesota (2/14) | 14, at Minnesota (2/14) |

2020-21 OPPONENT SUPERLATIVES

| THREE SETS | INDIVIDUAL | TEAM |
|--------------------|--|------------------------------|
| Kills: | 13 - Emily Londot, Ohio State (3/3) | 48, Ohio State (3/3) |
| Attacks: | 30 - Anastasiia Maksimova, Rutgers (3/12) | 100, Ohio State (3/3) |
| Attack Percentage: | .667 - Lauren Witte, Ohio State (3/3) | .380, Ohio State (3/3) |
| Assists: | 44 - Mac Podraza, Ohio State (3/3) | 47, Ohio State (3/3) |
| Aces: | 2 - Two times | 4, Ohio State (3/3) |
| Digs: | 12 - Haley Armstrong, Indiana (2/20) | 45, Ohio State (3/3) |
| Solo Blocks: | 1 - Three times | 2, Rutgers (3/12) |
| Block Assists: | 3 - 2x, last Rylee Rader, Ohio State (3/3) | 8, 2x, last Ohio State (3/3) |
| Total Blocks: | 4, Rylee Rader, Ohio State (3/3) | 7, vs. Indiana (2/20) |

| FOUR SETS | INDIVIDUAL | TEAM |
|---------------------|---|-------------------------------|
| Kills: | 23 - Stephanie Samedy, Minnesota (2/13) | 67, at Minnesota (2/13) |
| Attacks: | 60 - Stephanie Samedy, Minnesota (2/13) | 172, at Minnesota (2/13) |
| *Attack Percentage: | .435 - Jael Johnson (14-4-23), Purdue (3/5) | .268, Illinois (2/5) |
| Assists: | 50 - Hayley Bush, Purdue (3/5) | 61, Minnesota (2/13) |
| Aces: | 3 - Raina Terry, Illinois (2/5) | 5, Illinois (2/5) |
| Digs: | 21 - Jena Otec, Purdue (3/5) | 75, vs. Purdue (3/5) |
| Solo Blocks: | 2 - Regan Pittman, Minnesota (2/13) | 2, Minnesota (2/13) |
| Block Assists: | 9 - Grace Cleveland, Purdue (3/5) | 18, Minnesota (2/13) |
| Total Blocks: | 10 - Grace Cleveland, Purdue (3/5) | 14, 2x, last vs. Purdue (3/6) |

| FIVE SETS | INDIVIDUAL | TEAM |
|--------------------|---|-------------------------|
| Kills: | 22 - Taylor Landfair, Minnesota (2/14) | 59, Ohio State (2/17) |
| Attacks: | 62 - Stephanie Samedy, Minnesota (2/14) | 181, Minnesota (2/14) |
| *Attack Percentage | .471 - Kennedy Collins (9-1-17), Illinois (2/6) | .192, Ohio State (2/17) |
| Assists: | 43 - Melani Shaffmaster, at Minnesota (2/14) | 55, Ohio State (2/17) |
| Aces: | 5 - Rachel Kilkelly, Minnesota (2/14) | 10, Minnesota (2/14) |
| Digs: | 19 - CC McGraw, Minnesota (2/14) | 82, Minnesota (2/14) |
| Solo Blocks: | 2 - Rylee Hinton, Illinois (2/6) | 3, Illinois (2/6) |
| Block Assists: | 8 - Lauren Witte, Ohio State (2/17) | 26, Ohio State (2/17) |
| Total Blocks: | 9 - Lauren Witte, Ohio State (2/17) | 15, Ohio State (2/17) |

* Minimum 10 attacks

2020-21 PENN STATE WOMEN'S VOLLEYBALL

2020-21 NCAA STATISTICAL RANKINGS

Penn St. - 2020-21 Women's Volleyball Ranking Summary thru games 03/16/2021

| Statistic | National Rank | Conference Rank | Value | National Leader | Value | Conference Leader | Value |
|-------------------------------------|---------------|-----------------|-------|-----------------|-------|-------------------|-------|
| Aces Per Set (306 ranked) | 86 | 4 | 1.55 | La Salle | 2.67 | Illinois | 1.87 |
| Assists Per Set (306 ranked) | 52 | 4 | 12.57 | Hartford | 14.89 | Michigan | 13.71 |
| Blocks Per Set (306 ranked) | 58 | 5 | 2.36 | Fordham | 3.38 | Maryland | 3.08 |
| Digs Per Set (306 ranked) | 250 | 6 | 13.51 | Niagara | 21.50 | Minnesota | 16.87 |
| Hitting Percentage (306 ranked) | 38 | 4 | 0.258 | Kentucky | 0.363 | Wisconsin | 0.352 |
| Kills Per Set (306 ranked) | 54 | 5 | 13.51 | Hartford | 15.89 | Michigan | 14.65 |
| Match W-L Pctg. (295 ranked) | 122 | 6 | 0.583 | 16 teams tied | 1.000 | Wisconsin | 1.000 |
| Opp Hitting Percentage (306 ranked) | 136 | 5 | 0.190 | N.C. A&T | 0.047 | Wisconsin | 0.122 |
| Team Assists (306 ranked) | 102 | 4 | 591 | Texas St. | 1,493 | Ohio St. | 747 |
| Team Attacks Per Set (306 ranked) | 214 | 8 | 34.02 | Bradley | 42.88 | Michigan | 37.00 |
| Team Digs (306 ranked) | 173 | 7 | 635 | Texas St. | 1,887 | Ohio St. | 836 |
| Team Kills (305 ranked) | 103 | 4 | 635 | Texas St. | 1,600 | Ohio St. | 822 |
| Team Service Aces (305 ranked) | 94 | 3 | 73 | SFA | 148 | Illinois | 88 |
| Team Total Attacks (306 ranked) | 149 | 8 | 1,599 | Texas St. | 4,183 | Ohio St. | 2,032 |
| Team Total Blocks (306 ranked) | 90 | 6 | 111.0 | Texas St. | 244.5 | Maryland | 169.5 |

| Statistic | Player | National Rank | Conference Rank | Value | National Leader | Value | Conference Leader | Value |
|---------------------------------|------------------------------|---------------|-----------------|--------------|--|--------------|----------------------------------|-------|
| Aces Per Set (150 ranked) | | | | | Kaleigh Fitzgerald, Hartford Mariena Hayden, UNLV | 1.00 1.00 | Taylor Kuper, Illinois | 0.62 |
| Assists Per Set (148 ranked) | Gabby Blossom | 27 | 2 | 10.84 | Megan Anderson, Hartford | 13.89 | Nicklin Hames, Nebraska | 11.12 |
| Attacks Per Set (150 ranked) | | | | | Helena Elbaek, American | 14.83 | Caitlyn Newton, Purdue | 12.94 |
| Blocks Per Set (298 ranked) | Kaitlyn Hord Jonni Parker | 22 287 | 4 20 | 1.38 0.89 | Isabel Fichtel, Fordham | 2.06 | Dana Rettke, Wisconsin | 1.66 |
| Digs Per Set (150 ranked) | | | | | Isa Lopez, La Salle | 6.60 | Taylor Kuper, Illinois | 4.55 |
| Hitting Percentage (150 ranked) | Kaitlyn Hord | 41 | 7 | 0.392 | Taryn Knuth, Florida St. | 0.563 | Lauren Stivrins, Nebraska | 0.469 |
| Kills Per Set (150 ranked) | | | | | Helena Elbaek, American | 6.08 | Stephanie Samedy, Minnesota | 4.37 |
| Kills SG Highs (0 ranked) | | | | | | | | |
| Points (148 ranked) | | | | | Janell Fitzgerald, Texas St. | 464.5 | Emily Londot, Ohio St. | 258.5 |
| Points Per Set (150 ranked) | | | | | Helena Elbaek, American | 7.00 | Temi Thomas-Ailara, Northwestern | 4.96 |
| Service Aces (143 ranked) | | | | | Logan Eggleston, Texas Jillian Gillen, Arkansas | 33 33 | Taylor Kuper, Illinois | 29 |
| Total Assists (149 ranked) | Gabby Blossom | 107 | 5 | 412 | Emily DeWalt, Texas St. | 1,251 | Mac Podraza, Ohio St. | 623 |
| Total Attacks (148 ranked) | | | | | Hali Wisnoskie, Louisiana | 1,011 | Caitlyn Newton, Purdue | 647 |
| Total Blocks (190 ranked) | Kaitlyn Hord | 37 | 5 | 65 | Tyeranee Scott, Texas St. | 99 | Rainelle Jones, Maryland | 82 |
| Total Digs (299 ranked) | | | | | Alli Wells, UT Arlington | 526 | Kylie Murr, Ohio St. | 228 |
| Total Kills (148 ranked) | | | | | Janell Fitzgerald, Texas St. | 411 | Emily Londot, Ohio St. | 227 |
| Triple Doubles (6 ranked) | | | | | Taylor Wolf, Marquette | 5 | Courtney Buzzerio, Iowa | 1 |

2020-21 PENN STATE WOMEN'S VOLLEYBALL



ANNIE CATE FITZPATRICK

5-11 • Freshman • Outside Hitter • College of Health and Human Development

Ocala, Fla. | Trinity Catholic



ANNIE CATE FITZPATRICK'S 2020-21 SEASON STATS

| Date | Opponent | SP | Attack | | | | Set | | | Serve | | | | Recept | | | Blocking | | | | Team | | | | |
|---------------|--------------|-----------|------------|-----------|------------|-------------|----------|-----------|-------------|-----------|-----------|------------|-------------|-----------|------------|-------------|------------|----------|-----------|----------|-------------|----------|--------------|------|-------|
| | | | K | E | TA | PCT | A | TA | PCT | SA | SE | TA | PCT | RE | TA | PCT | DIG | BS | BA | BE | TOTAL | BHE | POINTS | HIT% | SCORE |
| 02/05/2021 | Illinois | *4 | 13 | 5 | 26 | .308 | 1 | 5 | .200 | 0 | 3 | 4 | .250 | 1 | 13 | .923 | 9 | 0 | 0 | 0 | 0.0 | 0 | 13.0 | .306 | 3-1 |
| 02/06/2021 | Illinois | *5 | 17 | 4 | 34 | .382 | 1 | 3 | .333 | 0 | 1 | 21 | .952 | 2 | 21 | .905 | 17 | 0 | 0 | 0 | 0.0 | 0 | 17.0 | .284 | 3-2 |
| 02/13/2021 | at Minnesota | *4 | 8 | 4 | 29 | .138 | 0 | 5 | .000 | 1 | 1 | 11 | .909 | 1 | 18 | .944 | 9 | 0 | 1 | 0 | 1.0 | 0 | 9.5 | .174 | 1-3 |
| 02/14/2021 | at Minnesota | *5 | 8 | 7 | 37 | .027 | 1 | 3 | .333 | 0 | 4 | 6 | .333 | 2 | 27 | .926 | 11 | 0 | 1 | 0 | 1.0 | 0 | 8.5 | .229 | 2-3 |
| 02/17/2021 | at Ohio St. | *5 | 8 | 7 | 35 | .029 | 1 | 4 | .250 | 4 | 2 | 18 | .889 | 2 | 15 | .867 | 4 | 0 | 0 | 0 | 0.0 | 0 | 12.0 | .165 | 2-3 |
| 02/19/2021 | Indiana | *4 | 5 | 3 | 14 | .143 | 0 | 1 | .000 | 0 | 0 | 11 | 1.000 | 2 | 19 | .895 | 8 | 1 | 1 | 0 | 2.0 | 0 | 6.5 | .347 | 3-1 |
| 02/20/2021 | Indiana | *3 | 10 | 2 | 19 | .421 | 2 | 2 | 1.000 | 0 | 2 | 9 | .778 | 1 | 14 | .929 | 9 | 0 | 1 | 0 | 1.0 | 0 | 10.5 | .364 | 3-0 |
| 03/03/2021 | Ohio St. | *3 | 10 | 5 | 25 | .200 | 0 | 2 | .000 | 0 | 3 | 7 | .571 | 2 | 27 | .926 | 5 | 0 | 1 | 0 | 1.0 | 0 | 10.5 | .275 | 0-3 |
| 03/05/2021 | Purdue | *4 | 10 | 4 | 31 | .194 | 0 | 2 | .000 | 3 | 3 | 11 | .727 | 2 | 44 | .955 | 11 | 0 | 2 | 0 | 2.0 | 0 | 14.0 | .172 | 1-3 |
| 03/06/2021 | Purdue | *4 | 16 | 6 | 38 | .263 | 1 | 2 | .500 | 3 | 3 | 13 | .769 | 0 | 24 | 1.000 | 13 | 0 | 2 | 0 | 2.0 | 0 | 20.0 | .192 | 3-1 |
| 03/12/2021 | Rutgers | *3 | 7 | 2 | 17 | .294 | 0 | 3 | .000 | 2 | 2 | 8 | .750 | 0 | 7 | 1.000 | 3 | 1 | 3 | 0 | 4.0 | 0 | 11.5 | .348 | 3-0 |
| 03/13/2021 | Rutgers | *3 | 11 | 3 | 19 | .421 | 0 | 2 | .000 | 2 | 2 | 7 | .714 | 0 | 11 | 1.000 | 5 | 1 | 1 | 0 | 2.0 | 0 | 14.5 | .438 | 3-0 |
| Totals | | 47 | 123 | 52 | 324 | .219 | 7 | 34 | .206 | 15 | 26 | 126 | .794 | 15 | 240 | .938 | 104 | 3 | 13 | 0 | 16.0 | 0 | 147.5 | | |

Player Averages

| Sets Played | Kills per set | Assists per set | Service aces per set | Digs per set | Blocks per set | Points per set |
|-------------|---------------|-----------------|----------------------|--------------|----------------|----------------|
| 47 | 2.62 | 0.15 | 0.32 | 2.21 | 0.34 | 3.14 |

FITZPATRICK'S CAREER STATS

| SEASON | SP-MP | K | K/S | E | TA | PCT | A | A/S | SA | SA/S | DIG | D/S | BS | BA | TB | B/S |
|--------------|--------------|------------|-------------|-----------|------------|-------------|----------|-------------|-----------|-------------|------------|-------------|----------|-----------|-----------|-------------|
| 2020-21 | 47-12 | 123 | 2.62 | 52 | 324 | .219 | 7 | 0.15 | 15 | 0.32 | 104 | 2.21 | 3 | 13 | 16 | 0.34 |
| TOTAL | 47-12 | 123 | 2.62 | 52 | 324 | .219 | 7 | 0.15 | 15 | 0.32 | 104 | 2.21 | 3 | 13 | 16 | 0.34 |

CAREER HIGHS


Kills: 17, vs. Illinois (2/6/21)
Attacks: 38, vs. Purdue (3/6/21)
Assists: 2, vs. Indiana (2/20/21)
Aces: 4, at Ohio State (2/17/21)
Digs: 17, vs. Illinois (2/6/21)
Blocks: 4, vs. Rutgers (3/12/21)

2020-21 PENN STATE WOMEN'S VOLLEYBALL



LAUREN CLARK

6-0 • Sophomore • Outside Hitter • Biobehavioral Health
Champlin, Minn. | Champlin Park



LAUREN CLARK'S 2020-21 SEASON STATS

| Date | Opponent | SP | Attack | | | | Set | | | Serve | | | | Recept | | | Blocking | | | | Team | | | | |
|---------------|--------------|----------|----------|----------|-----------|-------------|----------|----------|-------------|----------|----------|-----------|--------------|----------|----------|--------------|----------|----------|----------|----------|------------|----------|------------|------|-------|
| | | | K | E | TA | PCT | A | TA | PCT | SA | SE | TA | PCT | RE | TA | PCT | DIG | BS | BA | BE | TOTAL | BHE | POINTS | HIT% | SCORE |
| 02/13/2021 | at Minnesota | 1 | 2 | 0 | 4 | .500 | 0 | 0 | .000 | 2 | 0 | 7 | 1.000 | 0 | 5 | 1.000 | 0 | 0 | 0 | 0 | 0.0 | 0 | 4.0 | .174 | 1-3 |
| 02/19/2021 | Indiana | 1 | 1 | 2 | 6 | -.167 | 0 | 0 | .000 | 1 | 0 | 4 | 1.000 | 0 | 0 | .000 | 2 | 0 | 0 | 0 | 0.0 | 0 | 2.0 | .347 | 3-1 |
| 03/05/2021 | Purdue | 1 | 0 | 0 | 1 | .000 | 0 | 1 | .000 | 0 | 0 | 0 | .000 | 0 | 0 | .000 | 0 | 0 | 0 | 0 | 0.0 | 0 | 0.0 | .172 | 1-3 |
| 03/12/2021 | Rutgers | 1 | 1 | 1 | 2 | .000 | 0 | 0 | .000 | 0 | 0 | 0 | .000 | 0 | 0 | .000 | 0 | 0 | 0 | 0 | 0.0 | 1.0 | .348 | 3-0 | |
| Totals | | 4 | 4 | 3 | 13 | .077 | 0 | 1 | .000 | 3 | 0 | 11 | 1.000 | 0 | 5 | 1.000 | 2 | 0 | 0 | 0 | 0.0 | 0 | 7.0 | | |

Player Averages

| Sets Played | Kills per set | Assists per set | Service aces per set | Digs per set | Blocks per set | Points per set |
|-------------|---------------|-----------------|----------------------|--------------|----------------|----------------|
| 4 | 1.00 | 0.00 | 0.75 | 0.50 | 0.00 | 1.75 |

CLARK'S CAREER STATS

| SEASON | SP-MP | K | K/S | E | TA | PCT | A | A/S | SA | SA/S | DIG | D/S | BS | BA | TB | B/S |
|--------------|--------------|-----------|-------------|-----------|------------|--------------|----------|-------------|----------|-------------|-----------|-------------|----------|-----------|-----------|-------------|
| 2019 | 40-21 | 44 | 1.10 | 28 | 137 | .117 | 0 | 0.00 | 3 | 0.08 | 16 | 0.40 | 2 | 12 | 14 | 0.35 |
| 2020-21 | 4-4 | 4 | 1.00 | 3 | 13 | .077 | 0 | 0.00 | 3 | 0.75 | 2 | 0.50 | 0 | 0 | 0 | 0.00 |
| TOTAL | 44-25 | 48 | 1.09 | 31 | 150 | ..113 | 0 | 0.00 | 6 | 0.14 | 18 | 0.41 | 2 | 12 | 14 | 0.32 |

CAREER HIGHS

Kills: 6, 2x, last at Iowa (11/1/19)
Attacks: 17, 2x, last vs. Towson (12/7/19)
Aces: 3, vs. Towson (12/7/19)
Digs: 4 at Maryland (10/26/19)
Blocks: 4, vs. Towson (12/7/19)

2020-21 PENN STATE WOMEN'S VOLLEYBALL



MADDY BILINOVIC

5-7 • Freshman • Defensive Specialist • College of Business
Independence, Ohio | Independence



MADDY BILINOVIC'S 2020-21 SEASON STATS

| Date | Opponent | SP | Attack | | | | Set | | | Serve | | | | Receipt | | | Blocking | | | | Team | | | | |
|---------------|--------------|-----------|----------|----------|----------|--------------|-----------|-----------|-------------|----------|----------|------------|-------------|-----------|------------|-------------|-----------|----------|----------|----------|------------|----------|------------|------|-------|
| | | | K | E | TA | PCT | A | TA | PCT | SA | SE | TA | PCT | RE | TA | PCT | DIG | BS | BA | BE | TOTAL | BHE | POINTS | HIT% | SCORE |
| 02/05/2021 | Illinois | 4 | 0 | 0 | 0 | .000 | 6 | 13 | .462 | 1 | 0 | 19 | 1.000 | 1 | 20 | .950 | 16 | 0 | 0 | 0 | 0.0 | 0 | 1.0 | .306 | 3-1 |
| 02/06/2021 | Illinois | 5 | 0 | 1 | 1 | -1.000 | 1 | 10 | .100 | 2 | 1 | 22 | .955 | 4 | 31 | .871 | 16 | 0 | 0 | 0 | 0.0 | 0 | 2.0 | .284 | 3-2 |
| 02/13/2021 | at Minnesota | 4 | 0 | 0 | 0 | .000 | 1 | 3 | .333 | 0 | 0 | 5 | 1.000 | 2 | 37 | .946 | 10 | 0 | 0 | 0 | 0.0 | 0 | 0.0 | .174 | 1-3 |
| 02/14/2021 | at Minnesota | 3 | 0 | 0 | 0 | .000 | 0 | 1 | .000 | 0 | 0 | 2 | 1.000 | 0 | 0 | .000 | 1 | 0 | 0 | 0 | 0.0 | 0 | 0.0 | .229 | 2-3 |
| 02/17/2021 | at Ohio St. | 4 | 0 | 0 | 0 | .000 | 1 | 2 | .500 | 1 | 0 | 3 | 1.000 | 2 | 12 | .833 | 0 | 0 | 0 | 0 | 0.0 | 0 | 1.0 | .165 | 2-3 |
| 02/19/2021 | Indiana | 4 | 0 | 0 | 0 | .000 | 0 | 2 | .000 | 0 | 2 | 10 | .800 | 0 | 18 | 1.000 | 8 | 0 | 0 | 0 | 0.0 | 0 | 0.0 | .347 | 3-1 |
| 02/20/2021 | Indiana | 3 | 0 | 0 | 0 | .000 | 0 | 1 | .000 | 0 | 1 | 10 | .900 | 0 | 13 | 1.000 | 1 | 0 | 0 | 0 | 0.0 | 0 | 0.0 | .364 | 3-0 |
| 03/03/2021 | Ohio St. | 3 | 0 | 0 | 0 | .000 | 1 | 1 | 1.000 | 0 | 0 | 13 | 1.000 | 2 | 19 | .895 | 3 | 0 | 0 | 0 | 0.0 | 0 | 0.0 | .275 | 0-3 |
| 03/05/2021 | Purdue | 4 | 0 | 1 | 1 | -1.000 | 0 | 0 | .000 | 1 | 0 | 11 | 1.000 | 0 | 17 | 1.000 | 7 | 0 | 0 | 0 | 0.0 | 0 | 1.0 | .172 | 1-3 |
| 03/06/2021 | Purdue | 4 | 0 | 0 | 0 | .000 | 0 | 3 | .000 | 0 | 1 | 13 | .923 | 2 | 23 | .913 | 5 | 0 | 0 | 0 | 0.0 | 0 | 0.0 | .192 | 3-1 |
| 03/12/2021 | Rutgers | 3 | 0 | 0 | 1 | .000 | 2 | 3 | .667 | 1 | 2 | 8 | .750 | 1 | 11 | .909 | 7 | 0 | 0 | 0 | 0.0 | 0 | 1.0 | .348 | 3-0 |
| 03/13/2021 | Rutgers | 3 | 0 | 0 | 0 | .000 | 0 | 0 | .000 | 2 | 1 | 15 | .933 | 0 | 17 | 1.000 | 5 | 0 | 0 | 0 | 0.0 | 0 | 2.0 | .438 | 3-0 |
| Totals | | 44 | 0 | 2 | 3 | -.667 | 12 | 39 | .308 | 8 | 8 | 131 | .939 | 14 | 218 | .936 | 79 | 0 | 0 | 0 | 0.0 | 0 | 8.0 | | |

Player Averages

| Sets Played | Kills per set | Assists per set | Service aces per set | Digs per set | Blocks per set | Points per set |
|-------------|---------------|-----------------|----------------------|--------------|----------------|----------------|
| 44 | 0.00 | 0.27 | 0.18 | 1.80 | 0.00 | 0.18 |

BILINOVIC'S CAREER STATS

| SEASON | SP-MP | K | K/S | E | TA | PCT | A | A/S | SA | SA/S | DIG | D/S | BS | BA | TB | B/S |
|--------------|--------------|----------|-------------|----------|----------|--------------|-----------|-------------|----------|-------------|-----------|-------------|----------|----------|----------|-------------|
| 2020-21 | 44-12 | 0 | 0.00 | 2 | 3 | -.667 | 12 | 0.27 | 8 | 0.18 | 79 | 1.80 | 0 | 0 | 0 | 0.00 |
| TOTAL | 44-12 | 0 | 0.00 | 2 | 3 | -.667 | 12 | 0.27 | 8 | 0.18 | 79 | 1.80 | 0 | 0 | 0 | 0.00 |

CAREER HIGHS

Attacks: 1, 3x, last vs. Rutgers (3/12/21)
Assists: 6, vs. Illinois (2/5/21)
Aces: 2, 2x, last vs. Rutgers (3/12/21)
Digs: 16, 2x, last vs. Illinois (2/6/21)

2020-21 PENN STATE WOMEN'S VOLLEYBALL



KEATAN BROUGHTON

5-5 • Junior • Defensive Specialist • Integrative Arts
Charleston, W.Va. | George Washington



KEATAN BROUGHTON'S 2020-21 SEASON STATS

| Date | Opponent | Attack | | | | Set | | | Serve | | | | Recept | | | Blocking | | | | Team | | | | | |
|---------------|--------------|-----------|----------|----------|----------|-------------|----------|----------|-------------|----------|----------|-----------|-------------|----------|----------|-------------|----------|----------|----------|----------|------------|----------|------------|------|-------|
| | | SP | K | E | TA | PCT | A | TA | PCT | SA | SE | TA | PCT | RE | TA | PCT | DIG | BS | BA | BE | TOTAL | BHE | POINTS | HIT% | SCORE |
| 02/05/2021 | Illinois | 3 | 0 | 0 | 0 | .000 | 0 | 1 | .000 | 0 | 1 | 7 | .857 | 0 | 0 | .000 | 2 | 0 | 0 | 0 | 0.0 | 0 | 0.0 | .306 | 3-1 |
| 02/06/2021 | Illinois | 2 | 0 | 0 | 0 | .000 | 1 | 1 | 1.000 | 0 | 0 | 3 | 1.000 | 0 | 0 | .000 | 0 | 0 | 0 | 0 | 0.0 | 0 | 0.0 | .284 | 3-2 |
| 02/13/2021 | at Minnesota | 2 | 0 | 0 | 0 | .000 | 0 | 0 | .000 | 0 | 1 | 3 | .667 | 0 | 0 | .000 | 0 | 0 | 0 | 0 | 0.0 | 0 | 0.0 | .174 | 1-3 |
| 02/14/2021 | at Minnesota | 3 | 0 | 0 | 0 | .000 | 0 | 0 | .000 | 0 | 0 | 5 | 1.000 | 0 | 0 | .000 | 2 | 0 | 0 | 0 | 0.0 | 0 | 0.0 | .229 | 2-3 |
| 02/17/2021 | at Ohio St. | 3 | 0 | 0 | 0 | .000 | 0 | 0 | .000 | 1 | 0 | 4 | 1.000 | 0 | 0 | .000 | 0 | 0 | 0 | 0 | 0.0 | 0 | 1.0 | .165 | 2-3 |
| 02/19/2021 | Indiana | 2 | 0 | 0 | 0 | .000 | 0 | 0 | .000 | 0 | 1 | 7 | .857 | 0 | 0 | .000 | 1 | 0 | 0 | 0 | 0.0 | 0 | 0.0 | .347 | 3-1 |
| 02/20/2021 | Indiana | 3 | 0 | 0 | 0 | .000 | 0 | 0 | .000 | 0 | 1 | 4 | .750 | 0 | 0 | .000 | 0 | 0 | 0 | 0 | 0.0 | 0 | 0.0 | .364 | 3-0 |
| 03/03/2021 | Ohio St. | 3 | 0 | 0 | 0 | .000 | 0 | 1 | .000 | 0 | 0 | 8 | 1.000 | 0 | 0 | .000 | 0 | 0 | 0 | 0 | 0.0 | 0 | 0.0 | .275 | 0-3 |
| 03/05/2021 | Purdue | 2 | 0 | 0 | 0 | .000 | 0 | 0 | .000 | 0 | 2 | 2 | .000 | 0 | 0 | .000 | 0 | 0 | 0 | 0 | 0.0 | 0 | 0.0 | .172 | 1-3 |
| 03/12/2021 | Rutgers | 1 | 0 | 0 | 0 | .000 | 0 | 0 | .000 | 0 | 0 | 1 | 1.000 | 0 | 0 | .000 | 0 | 0 | 0 | 0 | 0.0 | 0 | 0.0 | .348 | 3-0 |
| Totals | | 24 | 0 | 0 | 0 | .000 | 1 | 3 | .333 | 1 | 6 | 44 | .864 | 0 | 0 | .000 | 5 | 0 | 0 | 0 | 0.0 | 0 | 1.0 | | |

Player Averages

| Sets Played | Kills per set | Assists per set | Service aces per set | Digs per set | Blocks per set | Points per set |
|-------------|---------------|-----------------|----------------------|--------------|----------------|----------------|
| 24 | 0.00 | 0.04 | 0.04 | 0.21 | 0.00 | 0.04 |

BROUGHTON'S CAREER STATS

| SEASON | SP-MP | K | K/S | E | TA | PCT | A | A/S | SA | SA/S | DIG | D/S | BS | BA | TB | B/S |
|--------------|---------------|----------|-------------|----------|----------|--------------|-----------|-------------|-----------|-------------|------------|-------------|----------|----------|----------|-------------|
| 2018 | 60-22 | 1 | 0.02 | 1 | 3 | .000 | 12 | 0.20 | 5 | 0.08 | 94 | 1.57 | 0 | 0 | 0 | 0.00 |
| 2019 | 96-29 | 1 | 0.01 | 3 | 6 | -.333 | 25 | 0.26 | 6 | 0.06 | 156 | 1.63 | 0 | 0 | 0 | 0.00 |
| 2020-21 | 24-10 | 0 | 0.00 | 0 | 0 | .000 | 1 | 0.04 | 1 | 0.04 | 5 | 0.21 | 0 | 0 | 0 | 0.00 |
| TOTAL | 180-61 | 2 | 0.01 | 4 | 9 | -.222 | 28 | 0.16 | 12 | 0.07 | 255 | 1.42 | 0 | 0 | 0 | 0.00 |

CAREER HIGHS

Digs: 14 vs. Wright State (8/25/18)
Kills: 1, 2x, last vs. Utah Valley (9/14/19)
Assists: 4, vs. Wichita State (8/31/18)
Aces: .2, 2x, last vs. E. Kentucky (9/21/19)

2020-21 PENN STATE WOMEN'S VOLLEYBALL



SOPHIE WALLS

5-11 • Junior • Setter • Kinesiology
The Woodlands, Texas | The Woodlands | Miami



SOPHIE WALLS'S 2020-21 SEASON STATS

| Date | Opponent | Attack | | | | Set | | | Serve | | | | Recept | | | Blocking | | | | Team | | | | | |
|---------------|----------|----------|----------|----------|----------|-------------|----------|----------|-------------|----------|----------|----------|--------------|----------|----------|-------------|----------|----------|----------|----------|------------|----------|------------|------|-------|
| | | SP | K | E | TA | PCT | A | TA | PCT | SA | SE | TA | PCT | RE | TA | PCT | DIG | BS | BA | BE | TOTAL | BHE | POINTS | HIT% | SCORE |
| 03/12/2021 | Rutgers | 1 | 0 | 0 | 0 | .000 | 0 | 0 | .000 | 0 | 0 | 1 | 1.000 | 0 | 0 | .000 | 1 | 0 | 0 | 0 | 0.0 | 0 | 0.0 | .348 | 3-0 |
| 03/13/2021 | Rutgers | 3 | 0 | 0 | 0 | .000 | 0 | 0 | .000 | 0 | 0 | 5 | 1.000 | 0 | 0 | .000 | 0 | 0 | 0 | 0 | 0.0 | 0 | 0.0 | .438 | 3-0 |
| Totals | | 4 | 0 | 0 | 0 | .000 | 0 | 0 | .000 | 0 | 0 | 6 | 1.000 | 0 | 0 | .000 | 1 | 0 | 0 | 0 | 0.0 | 0 | 0.0 | | |

Player Averages

| Sets Played | Kills per set | Assists per set | Service aces per set | Digs per set | Blocks per set | Points per set |
|-------------|---------------|-----------------|----------------------|--------------|----------------|----------------|
| 4 | 0.00 | 0.00 | 0.00 | 0.25 | 0.00 | 0.00 |

WALLS'S CAREER STATS

| SEASON | SP-MP | K | K/S | E | TA | PCT | A | A/S | SA | SA/S | DIG | D/S | BS | BA | TB | B/S |
|--------------|------------|----------|-------------|----------|----------|--------------|----------|-------------|----------|-------------|----------|-------------|----------|----------|----------|-------------|
| 2018 | 1-1 | 1 | 1.00 | 0 | 1 | 1.000 | 2 | 2.00 | 0 | 0.0 | 0 | 0.00 | 0 | 0 | 0 | 0.00 |
| 2019 | 1-1 | 0 | 0.00 | 0 | 0 | .000 | 0 | 0.00 | 1 | 1.00 | 0 | 0.00 | 0 | 0 | 0 | 0.00 |
| 2020-21 | 4-2 | 0 | 0.00 | 0 | 0 | .000 | 0 | 0.00 | 0 | 0.00 | 1 | 0.25 | 0 | 0 | 0 | 0.00 |
| TOTAL | 6-4 | 1 | 0.17 | 0 | 1 | 1.000 | 2 | 0.33 | 1 | 0.17 | 1 | 0.17 | 0 | 0 | 0 | 0.00 |

CAREER HIGHS

Aces: 1, vs. Holy Cross (8/31/19)
Digs: 1, vs. Rutgers (3/12/21)

2020-21 PENN STATE WOMEN'S VOLLEYBALL



HANNAH FLOWERS

6-3 • Graduate Student • Right Side • Master's in Accounting
Wildwood, Mo./Lafayette

HANNAH FLOWERS

2019

First Team All-AAC
Preseason All-AAC
One-time AAC Offensive Player of the Week

2018

Second Team All-AAC



HANNAH FLOWERS'S 2020-21 SEASON STATS

| Date | Opponent | SP | Attack | | | | Set | | Serve | | | | Recept | | | Blocking | | | | Team | | | | | |
|---------------|--------------|----------|----------|----------|-----------|-------------|----------|----------|-------------|----------|----------|----------|--------------|----------|----------|-------------|----------|----------|----------|----------|------------|----------|------------|------|-------|
| | | | K | E | TA | PCT | A | TA | PCT | SA | SE | TA | PCT | RE | TA | PCT | DIG | BS | BA | BE | TOTAL | BHE | POINTS | HIT% | SCORE |
| 02/06/2021 | Illinois | 1 | 3 | 0 | 6 | .500 | 0 | 0 | .000 | 0 | 0 | 0 | .000 | 1 | 3 | .667 | 0 | 0 | 1 | 0 | 1.0 | 0 | 3.5 | .284 | 3-2 |
| 02/14/2021 | at Minnesota | 1 | 0 | 0 | 2 | .000 | 0 | 0 | .000 | 0 | 0 | 1 | 1.000 | 1 | 2 | .500 | 0 | 0 | 0 | 0 | 0.0 | 0 | 0.0 | .229 | 2-3 |
| 03/03/2021 | Ohio St. | 1 | 0 | 0 | 0 | .000 | 0 | 0 | .000 | 0 | 0 | 0 | .000 | 0 | 0 | .000 | 0 | 0 | 0 | 0 | 0.0 | 0 | 0.0 | .275 | 0-3 |
| 03/13/2021 | Rutgers | 1 | 4 | 0 | 5 | .800 | 0 | 0 | .000 | 0 | 0 | 0 | .000 | 0 | 0 | .000 | 0 | 0 | 0 | 0 | 0.0 | 0 | 4.0 | .438 | 3-0 |
| Totals | | 4 | 7 | 0 | 13 | .538 | 0 | 0 | .000 | 0 | 0 | 1 | 1.000 | 2 | 5 | .600 | 0 | 0 | 1 | 0 | 1.0 | 0 | 7.5 | | |

Player Averages

| Sets Played | Kills per set | Assists per set | Service aces per set | Digs per set | Blocks per set | Points per set |
|-------------|---------------|-----------------|----------------------|--------------|----------------|----------------|
| 4 | 1.75 | 0.00 | 0.00 | 0.00 | 0.25 | 1.88 |

FLOWERS'S CAREER STATS

| SEASON | SP-MP | K | K/S | E | TA | PCT | A | A/S | SA | SA/S | DIG | D/S | BS | BA | TB | B/S |
|--------------|---------------|-------------|-------------|------------|-------------|-------------|-----------|-------------|-----------|-------------|------------|-------------|----------|------------|------------|-------------|
| 2017 | 99-27 | 257 | 2.60 | 112 | 692 | .210 | 6 | 0.06 | 5 | 0.05 | 28 | 0.28 | 3 | 53 | 56 | 0.57 |
| 2018 | 114-30 | 373 | 3.27 | 130 | 922 | .264 | 18 | 0.16 | 45 | 0.39 | 184 | 1.61 | 2 | 73 | 75 | 0.66 |
| 2019 | 106-27 | 375 | 3.54 | 114 | 804 | .325 | 6 | 0.06 | 48 | 0.45 | 69 | 0.65 | 2 | 62 | 64 | 0.60 |
| 2020-21 | 4-4 | 7 | 1.75 | 0 | 13 | .538 | 0 | 0.00 | 0 | 0.00 | 0 | 0.00 | 0 | 1 | 1 | 0.25 |
| TOTAL | 323-88 | 1012 | 3.13 | 356 | 2431 | .270 | 30 | 0.09 | 98 | 0.30 | 281 | 0.87 | 7 | 189 | 196 | 0.61 |

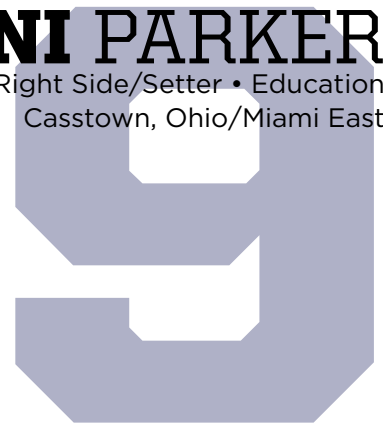
CAREER HIGHS

Kills: 22, vs. UConn (10/18/19)
Total Blocks: 6, 4x, last vs. UConn (10/18/19)
Digs: 13, vs. Houston (10/12/18)
Aces: 7, vs. UT Martin (9/7/19)

2020-21 PENN STATE WOMEN'S VOLLEYBALL



JONNI PARKER
 6-0 • Junior • Right Side/Setter • Education
 Casstown, Ohio/Miami East



**JONNI PARKER
 2019**

Honorable Mention All-America
 AVCA All-Northeast Region
 First Team All-Big Ten
 Preseason All-Big Ten
 Penn State Classic All-Tournament Team
 Cyclone Invitational All-Tournament Team

2018

Third Team All-America
 AVCA Northeast All-Region
 Big Ten Freshman of the Year
 First Team All-Big Ten
 Big Ten All-Freshman Team
 American Volleyball Classic MVP
 3x Big Ten Freshman of the Week (9/17, 10/15, 11/19)

JONNI PARKER'S 2020-21 SEASON STATS

| Date | Opponent | SP | Attack | | | | Set | | | Serve | | | | Recept | | | Blocking | | | | Team | | | | |
|---------------|--------------|-----------|------------|-----------|------------|-------------|-----------|-----------|-------------|-----------|-----------|------------|-------------|----------|-----------|-------------|------------|----------|-----------|----------|-------------|----------|--------------|------|-------|
| | | | K | E | TA | PCT | A | TA | PCT | SA | SE | TA | PCT | RE | TA | PCT | DIG | BS | BA | BE | TOTAL | BHE | POINTS | HIT% | SCORE |
| 02/05/2021 | Illinois | *4 | 10 | 1 | 33 | .273 | 2 | 4 | .500 | 0 | 2 | 8 | .750 | 1 | 4 | .750 | 4 | 0 | 5 | 0 | 5.0 | 2 | 12.5 | .306 | 3-1 |
| 02/06/2021 | Illinois | *5 | 12 | 6 | 34 | .176 | 6 | 9 | .667 | 1 | 3 | 15 | .800 | 0 | 0 | .000 | 12 | 0 | 7 | 0 | 7.0 | 0 | 16.5 | .284 | 3-2 |
| 02/13/2021 | at Minnesota | *4 | 18 | 7 | 53 | .208 | 1 | 2 | .500 | 2 | 0 | 14 | 1.000 | 0 | 1 | 1.000 | 13 | 0 | 1 | 0 | 1.0 | 0 | 20.5 | .174 | 1-3 |
| 02/14/2021 | at Minnesota | *5 | 21 | 5 | 55 | .291 | 1 | 2 | .500 | 0 | 0 | 17 | 1.000 | 0 | 0 | .000 | 16 | 0 | 3 | 0 | 3.0 | 0 | 22.5 | .229 | 2-3 |
| 02/17/2021 | at Ohio St. | *5 | 10 | 9 | 43 | .023 | 1 | 2 | .500 | 0 | 0 | 13 | 1.000 | 0 | 0 | .000 | 9 | 0 | 5 | 0 | 5.0 | 0 | 12.5 | .165 | 2-3 |
| 02/19/2021 | Indiana | *4 | 18 | 2 | 37 | .432 | 1 | 2 | .500 | 3 | 1 | 19 | .947 | 0 | 0 | .000 | 7 | 0 | 1 | 1 | 1.0 | 0 | 21.5 | .347 | 3-1 |
| 02/20/2021 | Indiana | *3 | 17 | 6 | 35 | .314 | 1 | 1 | 1.000 | 2 | 2 | 12 | .833 | 0 | 1 | 1.000 | 8 | 0 | 3 | 0 | 3.0 | 0 | 20.5 | .364 | 3-0 |
| 03/03/2021 | Ohio St. | *3 | 5 | 3 | 26 | .077 | 0 | 0 | .000 | 1 | 1 | 6 | .833 | 0 | 0 | .000 | 5 | 0 | 2 | 0 | 2.0 | 0 | 7.0 | .275 | 0-3 |
| 03/05/2021 | Purdue | *4 | 8 | 5 | 28 | .107 | 1 | 7 | .143 | 0 | 2 | 8 | .750 | 0 | 2 | 1.000 | 13 | 0 | 3 | 0 | 3.0 | 0 | 9.5 | .172 | 1-3 |
| 03/06/2021 | Purdue | *4 | 16 | 9 | 44 | .159 | 0 | 1 | .000 | 0 | 1 | 5 | .800 | 0 | 1 | 1.000 | 9 | 0 | 6 | 0 | 6.0 | 0 | 19.0 | .192 | 3-1 |
| 03/12/2021 | Rutgers | *3 | 9 | 4 | 19 | .263 | 0 | 3 | .000 | 1 | 2 | 10 | .800 | 0 | 1 | 1.000 | 6 | 0 | 3 | 1 | 3.0 | 1 | 11.5 | .348 | 3-0 |
| 03/13/2021 | Rutgers | *3 | 9 | 2 | 19 | .368 | 0 | 0 | .000 | 1 | 3 | 7 | .571 | 0 | 0 | .000 | 2 | 0 | 3 | 0 | 3.0 | 0 | 11.5 | .438 | 3-0 |
| Totals | | 47 | 153 | 59 | 426 | .221 | 14 | 33 | .424 | 11 | 17 | 134 | .873 | 1 | 10 | .900 | 104 | 0 | 42 | 2 | 42.0 | 3 | 185.0 | | |

Player Averages

| Sets Played | Kills per set | Assists per set | Service aces per set | Digs per set | Blocks per set | Points per set |
|-------------|---------------|-----------------|----------------------|--------------|----------------|----------------|
| 47 | 3.26 | 0.30 | 0.23 | 2.21 | 0.89 | 3.94 |

PARKER'S CAREER STATS

| SEASON | SP-MP | K | K/S | E | TA | PCT | A | A/S | SA | SA/S | DIG | D/S | BS | BA | TB | B/S |
|--------------|---------------|------------|-------------|------------|-------------|-------------|-----------|-------------|-----------|-------------|------------|-------------|----------|------------|------------|-------------|
| 2018 | 117-34 | 351 | 3.00 | 121 | 884 | .260 | 18 | 0.15 | 24 | 0.21 | 203 | 1.74 | 3 | 87 | 90 | 0.77 |
| 2019 | 117-33 | 413 | 3.53 | 130 | 1070 | .264 | 13 | 0.11 | 42 | 0.36 | 195 | 1.67 | 3 | 70 | 73 | 0.62 |
| 2020-21 | 47-12 | 153 | 3.26 | 59 | 426 | .221 | 14 | 0.30 | 11 | 0.23 | 104 | 2.21 | 0 | 42 | 42 | 0.89 |
| TOTAL | 281-79 | 917 | 3.26 | 310 | 2380 | .255 | 45 | 0.16 | 77 | 0.27 | 502 | 1.79 | 6 | 199 | 205 | 0.73 |

CAREER HIGHS


Kills: 29, vs. Minnesota (11/23/18)
Attacks: 68, vs. Minnesota (11/23/18)
Assists: 6, vs. Illinois (2/6/21)
Aces: 4, at Howard (9/14/18)
Digs: 16, at Minnesota (2/14/21)
Total Blocks: 7, vs. Illinois (2/6/21)

2020-21 PENN STATE WOMEN'S VOLLEYBALL



SAM MCCOOL

5-9 • Freshman • Defensive Specialist • College of Engineering
Atlanta, Ga./Woodward Academy



SAM MCCOOL'S 2020-21 SEASON STATS

MCCOOL'S CAREER STATS

| SEASON | SP-MP | K | K/S | E | TA | PCT | A | A/S | SA | SA/S | DIG | D/S | BS | BA | TB | B/S |
|---------|-------|---|-----|---|----|-----|---|-----|----|------|-----|-----|----|----|----|-----|
| 2020-21 | | | | | | | | | | | | | | | | |
| TOTAL | | | | | | | | | | | | | | | | |

CAREER HIGHS

2020-21 PENN STATE WOMEN'S VOLLEYBALL



GABBY BLOSSOM

5-9 • Junior • Setter • Psychology
Saint Louis, Mo./St. Joseph's Academy

GABBY BLOSSOM 2020-21

1x Big Ten Setter of the Week

2019

Third Team All-American
AVCA All-Northeast Region
Second Team All-Big Ten
3x Big Ten Setter of the Week

GABBY BLOSSOM'S 2020-21 SEASON STATS

| Date | Opponent | SP | Attack | | | | Set | | | Serve | | | | Recept | | | Blocking | | | | Team | | | | |
|---------------|--------------|----|-----------|-----------|----------|-------------|------------|-------------|-------------|-----------|----------|------------|-------------|----------|----------|--------------|------------|----------|-----------|----------|-------------|----------|-------------|------|-------|
| | | | K | E | TA | PCT | A | TA | PCT | SA | SE | TA | PCT | RE | TA | PCT | DIG | BS | BA | BE | TOTAL | BHE | POINTS | HIT% | SCORE |
| 02/13/2021 | at Minnesota | *4 | 1 | 2 | 9 | .111 | 47 | 127 | .370 | 0 | 1 | 19 | .947 | 0 | 0 | .000 | 17 | 0 | 1 | 0 | 1.0 | 0 | 1.5 | .174 | 1-3 |
| 02/14/2021 | at Minnesota | *5 | 2 | 0 | 2 | 1.000 | 50 | 142 | .352 | 0 | 0 | 15 | 1.000 | 0 | 0 | .000 | 13 | 0 | 3 | 0 | 3.0 | 0 | 3.5 | .229 | 2-3 |
| 02/17/2021 | at Ohio St. | *5 | 1 | 1 | 3 | .000 | 46 | 132 | .348 | 2 | 0 | 20 | 1.000 | 0 | 0 | .000 | 14 | 0 | 1 | 0 | 1.0 | 0 | 3.5 | .165 | 2-3 |
| 02/19/2021 | Indiana | *4 | 2 | 0 | 4 | .500 | 44 | 95 | .463 | 1 | 1 | 14 | .929 | 0 | 0 | .000 | 10 | 1 | 2 | 1 | 3.0 | 0 | 5.0 | .347 | 3-1 |
| 02/20/2021 | Indiana | *3 | 2 | 0 | 3 | .667 | 32 | 79 | .405 | 2 | 0 | 16 | 1.000 | 0 | 0 | .000 | 9 | 0 | 0 | 0 | 0.0 | 1 | 4.0 | .364 | 3-0 |
| 03/03/2021 | Ohio St. | *3 | 1 | 0 | 3 | .333 | 28 | 75 | .373 | 1 | 0 | 10 | 1.000 | 0 | 0 | .000 | 8 | 0 | 0 | 0 | 0.0 | 0 | 2.0 | .275 | 0-3 |
| 03/05/2021 | Purdue | *4 | 1 | 1 | 6 | .000 | 46 | 130 | .354 | 2 | 0 | 18 | 1.000 | 0 | 0 | .000 | 15 | 0 | 1 | 0 | 1.0 | 0 | 3.5 | .172 | 1-3 |
| 03/06/2021 | Purdue | *4 | 0 | 1 | 2 | -.500 | 46 | 116 | .397 | 1 | 0 | 18 | 1.000 | 0 | 0 | .000 | 13 | 0 | 2 | 0 | 2.0 | 0 | 2.0 | .192 | 3-1 |
| 03/12/2021 | Rutgers | *3 | 1 | 1 | 3 | .000 | 34 | 66 | .515 | 0 | 0 | 10 | 1.000 | 0 | 1 | 1.000 | 6 | 0 | 0 | 0 | 0.0 | 0 | 1.0 | .348 | 3-0 |
| 03/13/2021 | Rutgers | *3 | 2 | 0 | 3 | .667 | 39 | 73 | .534 | 1 | 0 | 13 | 1.000 | 0 | 0 | .000 | 11 | 0 | 0 | 0 | 0.0 | 0 | 3.0 | .438 | 3-0 |
| Totals | | | 38 | 13 | 6 | .184 | 412 | 1035 | .398 | 10 | 2 | 153 | .987 | 0 | 1 | 1.000 | 116 | 1 | 10 | 1 | 11.0 | 1 | 29.0 | | |

Player Averages

| Sets Played | Kills per set | Assists per set | Service aces per set | Digs per set | Blocks per set | Points per set |
|-------------|---------------|-----------------|----------------------|--------------|----------------|----------------|
| 38 | 0.34 | 10.84 | 0.26 | 3.05 | 0.29 | 0.76 |

BLOSSOM'S CAREER STATS

| SEASON | SP-MP | K | K/S | E | TA | PCT | A | A/S | SA | SA/S | DIG | D/S | BS | BA | TB | B/S |
|--------------|---------------|-----------|-------------|-----------|------------|-------------|-------------|-------------|-----------|-------------|------------|-------------|----------|-----------|-----------|-------------|
| 2018 | 95-34 | 2 | 0.02 | 0 | 4 | .500 | 86 | 0.91 | 11 | 0.12 | 99 | 1.04 | 0 | 2 | 2 | 0.02 |
| 2019 | 117-33 | 54 | 0.46 | 13 | 140 | .293 | 1332 | 11.38 | 25 | 0.21 | 273 | 2.33 | 4 | 34 | 38 | 0.32 |
| 2020-21 | 38-10 | 13 | 0.34 | 6 | 38 | .184 | 412 | 10.84 | 10 | 0.26 | 116 | 3.05 | 1 | 10 | 11 | 0.29 |
| TOTAL | 250-77 | 69 | 0.28 | 19 | 182 | .275 | 1830 | 7.32 | 46 | 0.18 | 488 | 1.95 | 5 | 46 | 51 | 0.20 |

CAREER HIGHS

Kills: 5, 2x, last vs. Cincinnati (12/13/19)
Attacks: 11, vs. Wisconsin (11/29/19)
Assists: 58, vs. Illinois (10/23/19)
Digs: 17, 2x, last at Minnesota (2/13/21)
Aces: 3, vs. Wichita State (8/31/19)
Blocks: 5, at Pitt (9/22/19)

2020-21 PENN STATE WOMEN'S VOLLEYBALL



JENNA HAMPTON

5-7 • Junior • Defensive Specialist • Communication Arts and Sciences
Tampa, Fla./Berkeley Prep



JENNA HAMPTON'S 2020-21 SEASON STATS

| Date | Opponent | SP | Attack | | | | Set | | | Serve | | | | Recept | | | Blocking | | | | Team | | | | |
|---------------|--------------|-----------|----------|----------|----------|-------------|-----------|------------|-------------|----------|-----------|------------|-------------|----------|------------|-------------|------------|----------|----------|----------|------------|----------|------------|------|-------|
| | | | K | E | TA | PCT | A | TA | PCT | SA | SE | TA | PCT | RE | TA | PCT | DIG | BS | BA | BE | TOTAL | BHE | POINTS | HIT% | SCORE |
| 02/13/2021 | at Minnesota | 4 | 0 | 0 | 0 | .000 | 3 | 16 | .188 | 0 | 1 | 15 | .933 | 1 | 23 | .957 | 17 | 0 | 0 | 0 | 0.0 | 0 | 0.0 | .174 | 1-3 |
| 02/14/2021 | at Minnesota | 5 | 0 | 0 | 1 | .000 | 6 | 19 | .316 | 0 | 2 | 13 | .846 | 3 | 29 | .897 | 18 | 0 | 0 | 0 | 0.0 | 0 | 0.0 | .229 | 2-3 |
| 02/17/2021 | at Ohio St. | 5 | 0 | 0 | 0 | .000 | 1 | 10 | .100 | 2 | 1 | 21 | .952 | 0 | 24 | 1.000 | 25 | 0 | 0 | 0 | 0.0 | 0 | 2.0 | .165 | 2-3 |
| 02/19/2021 | Indiana | 4 | 0 | 0 | 0 | .000 | 6 | 13 | .462 | 0 | 2 | 17 | .882 | 0 | 16 | 1.000 | 11 | 0 | 0 | 0 | 0.0 | 0 | 0.0 | .347 | 3-1 |
| 02/20/2021 | Indiana | 3 | 0 | 0 | 0 | .000 | 7 | 14 | .500 | 0 | 3 | 12 | .750 | 0 | 16 | 1.000 | 9 | 0 | 0 | 0 | 0.0 | 0 | 0.0 | .364 | 3-0 |
| 03/03/2021 | Ohio St. | 3 | 0 | 0 | 0 | .000 | 5 | 9 | .556 | 0 | 3 | 9 | .667 | 0 | 13 | 1.000 | 6 | 0 | 0 | 0 | 0.0 | 0 | 0.0 | .275 | 0-3 |
| 03/05/2021 | Purdue | 4 | 0 | 0 | 0 | .000 | 2 | 16 | .125 | 2 | 3 | 11 | .727 | 0 | 15 | 1.000 | 9 | 0 | 0 | 0 | 0.0 | 0 | 2.0 | .172 | 1-3 |
| 03/06/2021 | Purdue | 4 | 0 | 0 | 0 | .000 | 2 | 13 | .154 | 1 | 0 | 21 | 1.000 | 0 | 10 | 1.000 | 17 | 0 | 0 | 0 | 0.0 | 0 | 1.0 | .192 | 3-1 |
| 03/12/2021 | Rutgers | 3 | 0 | 0 | 0 | .000 | 2 | 8 | .250 | 1 | 2 | 19 | .895 | 0 | 16 | 1.000 | 11 | 0 | 0 | 0 | 0.0 | 0 | 1.0 | .348 | 3-0 |
| 03/13/2021 | Rutgers | 3 | 1 | 0 | 1 | 1.000 | 6 | 11 | .545 | 2 | 1 | 19 | .947 | 0 | 12 | 1.000 | 11 | 0 | 0 | 0 | 0.0 | 0 | 3.0 | .438 | 3-0 |
| Totals | | 38 | 1 | 0 | 2 | .500 | 40 | 129 | .310 | 8 | 18 | 157 | .885 | 4 | 174 | .977 | 134 | 0 | 0 | 0 | 0.0 | 0 | 9.0 | | |

Player Averages

| Sets Played | Kills per set | Assists per set | Service aces per set | Digs per set | Blocks per set | Points per set |
|-------------|---------------|-----------------|----------------------|--------------|----------------|----------------|
| 38 | 0.03 | 1.05 | 0.21 | 3.53 | 0.00 | 0.24 |

HAMPTON'S CAREER STATS

| SEASON | SP-MP | K | K/S | E | TA | PCT | A | A/S | SA | SA/S | DIG | D/S | BS | BA | TB | B/S |
|--------------|---------------|----------|-------------|----------|-----------|-------------|-----------|-------------|-----------|-------------|------------|-------------|----------|----------|----------|-------------|
| 2018 | 117-34 | 2 | 0.02 | 2 | 7 | .000 | 33 | 0.28 | 27 | 0.23 | 189 | 1.62 | 0 | 0 | 0 | 0.00 |
| 2019 | 114-32 | 1 | 0.01 | 2 | 7 | -.143 | 25 | 0.22 | 0 | 0.00 | 183 | 1.61 | 0 | 0 | 0 | 0.00 |
| 2020-21 | 38-10 | 1 | 0.03 | 0 | 2 | .500 | 40 | 1.05 | 8 | 0.21 | 134 | 3.53 | 0 | 0 | 0 | 0.00 |
| TOTAL | 269-76 | 4 | 0.01 | 4 | 16 | .000 | 97 | 0.36 | 35 | 0.13 | 506 | 1.88 | 0 | 0 | 0 | 0.00 |

CAREER HIGHS

Kills: 4x, last vs. Rutgers (3/13/21)
Assists: 7, vs. Indiana (2/20/21)
Attacks: 1, 2x, last at Iowa State (9/6/19)
Aces: 4, vs. Ohio State (10/6/18)
Digs: 25, at Ohio State (2/17/21)

2020-21 PENN STATE WOMEN'S VOLLEYBALL



SERENA GRAY

6-2 • Junior • Middle Blocker • Psychology
Temple City, Calif./Temple City

SERENA GRAY 2019

Honorable Mention All-American
AVCA All-Northeast Region Honorable Mention
Penn State Classic MVP

2018

Honorable Mention All-America
AVCA All-Northeast Region Honorable Mention
Penn State Invitational All-Tournament Team
American Volleyball Classic All-Tournament Team
Big Ten Freshman of the Week (10/1)

SERENA GRAY'S 2020-21 SEASON STATS

| Date | Opponent | SP | Attack | | | | Set | | | Serve | | | | Recept | | | Blocking | | | | Team | | | | |
|---------------|--------------|----|-----------|-----------|-----------|------------|-------------|----------|-----------|-------------|-----------|-----------|------------|-------------|----------|-----------|-------------|-----------|----------|-----------|----------|-------------|----------|--------------|-------|
| | | | K | E | TA | PCT | A | TA | PCT | SA | SE | TA | PCT | RE | TA | PCT | DIG | BS | BA | BE | TOTAL | BHE | POINTS | HIT% | SCORE |
| 02/05/2021 | Illinois | *4 | 4 | 1 | 14 | .214 | 0 | 1 | .000 | 2 | 3 | 14 | .786 | 0 | 1 | 1.000 | 1 | 2 | 2 | 0 | 4.0 | 0 | 9.0 | .306 | 3-1 |
| 02/06/2021 | Illinois | *5 | 7 | 5 | 20 | .100 | 0 | 0 | .000 | 4 | 2 | 17 | .882 | 0 | 0 | .000 | 3 | 2 | 2 | 0 | 4.0 | 0 | 14.0 | .284 | 3-2 |
| 02/13/2021 | at Minnesota | *4 | 11 | 5 | 23 | .261 | 0 | 1 | .000 | 0 | 1 | 13 | .923 | 0 | 0 | .000 | 0 | 0 | 0 | 2 | 0.0 | 0 | 11.0 | .174 | 1-3 |
| 02/14/2021 | at Minnesota | *5 | 9 | 4 | 23 | .217 | 0 | 5 | .000 | 2 | 2 | 15 | .867 | 0 | 1 | 1.000 | 1 | 1 | 3 | 0 | 4.0 | 0 | 13.5 | .229 | 2-3 |
| 02/17/2021 | at Ohio St. | *5 | 13 | 3 | 28 | .357 | 0 | 1 | .000 | 0 | 2 | 13 | .846 | 0 | 0 | .000 | 1 | 1 | 3 | 2 | 4.0 | 0 | 15.5 | .165 | 2-3 |
| 02/19/2021 | Indiana | *4 | 13 | 4 | 22 | .409 | 1 | 1 | 1.000 | 0 | 2 | 14 | .857 | 0 | 1 | 1.000 | 2 | 2 | 2 | 0 | 4.0 | 0 | 16.0 | .347 | 3-1 |
| 02/20/2021 | Indiana | *2 | 2 | 3 | 9 | -.111 | 0 | 0 | .000 | 0 | 1 | 3 | .667 | 0 | 2 | 1.000 | 0 | 1 | 3 | 0 | 4.0 | 0 | 4.5 | .364 | 3-0 |
| 03/05/2021 | Purdue | *4 | 10 | 3 | 23 | .304 | 0 | 2 | .000 | 1 | 2 | 16 | .875 | 0 | 11 | 1.000 | 1 | 0 | 4 | 0 | 4.0 | 0 | 13.0 | .172 | 1-3 |
| 03/06/2021 | Purdue | *4 | 9 | 7 | 20 | .100 | 0 | 2 | .000 | 0 | 2 | 14 | .857 | 1 | 9 | .889 | 2 | 0 | 4 | 0 | 4.0 | 1 | 11.0 | .192 | 3-1 |
| 03/12/2021 | Rutgers | *3 | 8 | 1 | 10 | .700 | 1 | 2 | .500 | 1 | 0 | 11 | 1.000 | 0 | 1 | 1.000 | 1 | 0 | 4 | 0 | 4.0 | 0 | 11.0 | .348 | 3-0 |
| 03/13/2021 | Rutgers | *3 | 5 | 3 | 9 | .222 | 0 | 0 | .000 | 0 | 0 | 4 | 1.000 | 0 | 0 | .000 | 0 | 0 | 0 | 0 | 0.0 | 0 | 5.0 | .438 | 3-0 |
| Totals | | | 43 | 91 | 39 | 201 | .259 | 2 | 15 | .133 | 10 | 17 | 134 | .873 | 1 | 26 | .962 | 12 | 9 | 27 | 4 | 36.0 | 1 | 123.5 | |

Player Averages

| Sets Played | Kills per set | Assists per set | Service aces per set | Digs per set | Blocks per set | Points per set |
|-------------|---------------|-----------------|----------------------|--------------|----------------|----------------|
| 43 | 2.12 | 0.05 | 0.23 | 0.28 | 0.84 | 2.87 |

GRAY'S CAREER STATS

| SEASON | SP-MP | K | K/S | E | TA | PCT | A | A/S | SA | SA/S | DIG | D/S | BS | BA | TB | B/S |
|--------------|---------------|------------|-------------|------------|-------------|-------------|-----------|-------------|-----------|-------------|------------|-------------|-----------|------------|------------|-------------|
| 2018 | 96-31 | 177 | 1.84 | 62 | 354 | .325 | 4 | 0.04 | 13 | 0.14 | 40 | 0.42 | 9 | 110 | 119 | 1.24 |
| 2019 | 117-33 | 317 | 2.71 | 77 | 628 | .382 | 4 | 0.03 | 34 | 0.29 | 60 | 0.51 | 17 | 75 | 92 | 0.79 |
| 2020-21 | 43-11 | 91 | 2.12 | 39 | 201 | .259 | 2 | 0.05 | 10 | 0.23 | 12 | 0.28 | 9 | 27 | 36 | 0.84 |
| TOTAL | 256-75 | 585 | 2.29 | 178 | 1183 | .344 | 10 | 0.04 | 57 | 0.22 | 112 | 0.44 | 35 | 212 | 247 | 0.96 |

CAREER HIGHS

Kills: 18, vs. Wichita State (8/31/19)
Attacks: 37, vs. Illinois (10/23/19)
Aces: 4, vs. Illinois (2/6/21)
Assists: 1, 10x, last vs. Rutgers (3/12/21)
Digs: 5, 2x last vs. Rutgers (11/24/19)
Total Blocks: 7, 3x, last vs. Towson (12/7/19)

2020-21 PENN STATE WOMEN'S VOLLEYBALL



MOLLY RUSSELL

5-10 • Sophomore • Defensive Specialist • College of Business
Naperville, Ill./Naperville North



MOLLY RUSSELL'S 2020-21 SEASON STATS

| Date | Opponent | Attack | | | | Set | | Serve | | | | Recept | | Blocking | | | | Team | | | | | | | |
|---------------|----------|----------|----------|----------|----------|-------------|----------|----------|-------------|----------|----------|----------|--------------|----------|----------|-------------|----------|----------|----------|----------|------------|----------|------------|------|-------|
| | | SP | K | E | TA | PCT | A | TA | PCT | SA | SE | TA | PCT | RE | TA | PCT | DIG | BS | BA | BE | TOTAL | BHE | POINTS | HIT% | SCORE |
| 02/05/2021 | Illinois | 1 | 0 | 0 | 0 | .000 | 0 | 0 | .000 | 0 | 0 | 1 | 1.000 | 0 | 0 | .000 | 0 | 0 | 0 | 0 | 0.0 | 0 | 0.0 | .306 | 3-1 |
| 03/05/2021 | Purdue | 1 | 0 | 0 | 0 | .000 | 0 | 0 | .000 | 0 | 0 | 1 | 1.000 | 0 | 0 | .000 | 1 | 0 | 0 | 0 | 0.0 | 0 | 0.0 | .172 | 1-3 |
| Totals | | 2 | 0 | 0 | 0 | .000 | 0 | 0 | .000 | 0 | 0 | 2 | 1.000 | 0 | 0 | .000 | 1 | 0 | 0 | 0 | 0.0 | 0 | 0.0 | | |

Player Averages

| Sets Played | Kills per set | Assists per set | Service aces per set | Digs per set | Blocks per set | Points per set |
|-------------|---------------|-----------------|----------------------|--------------|----------------|----------------|
| 2 | 0.00 | 0.00 | 0.00 | 0.50 | 0.00 | 0.00 |

RUSSELL'S CAREER STATS

| SEASON | SP-MP | K | K/S | E | TA | PCT | A | A/S | SA | SA/S | DIG | D/S | BS | BA | TB | B/S |
|--------------|------------|----------|-------------|----------|----------|-------------|----------|-------------|----------|-------------|----------|-------------|----------|----------|----------|-------------|
| 2019 | 5-5 | 0 | 0.00 | 0 | 0 | .000 | 0 | 0.00 | 0 | 0.00 | 3 | 0.60 | 0 | 0 | 0 | 0.00 |
| 2020-21 | 2-2 | 0 | 0.00 | 0 | 0 | .000 | 0 | 0.00 | 0 | 0.00 | 1 | 0.50 | 0 | 0 | 0 | 0.00 |
| TOTAL | 7-7 | 0 | 0.00 | 0 | 0 | .000 | 0 | 0.00 | 0 | 0.00 | 4 | 0.57 | 0 | 0 | 0 | 0.00 |

CAREER HIGHS

Digs: 1, 4x, last vs. Purdue (3/5/21)

2020-21 PENN STATE WOMEN'S VOLLEYBALL



ANASTASIYA KUDRYASHOVA

6-4 • Redshirt Sophomore • Outside Hitter • Journalism
Novosibirsk, Russia | Gimnazium No. 1798



ANASTASIYA KUDRYASHOVA'S 2020-21 SEASON STATS

| Date | Opponent | SP | Attack | | | | Set | | | Serve | | | | Recept | | | Blocking | | | | Team | | | | |
|---------------|--------------|-----------|------------|-----------|------------|-------------|----------|-----------|-------------|----------|-----------|-----------|-------------|----------|------------|-------------|-----------|----------|-----------|----------|-------------|----------|--------------|------|-------|
| | | | K | E | TA | PCT | A | TA | PCT | SA | SE | TA | PCT | RE | TA | PCT | DIG | BS | BA | BE | TOTAL | BHE | POINTS | HIT% | SCORE |
| 02/05/2021 | Illinois | *4 | 11 | 3 | 21 | .381 | 1 | 3 | .333 | 0 | 4 | 12 | .667 | 2 | 29 | .931 | 2 | 0 | 1 | 0 | 1.0 | 0 | 11.5 | .306 | 3-1 |
| 02/06/2021 | Illinois | *5 | 11 | 4 | 29 | .241 | 0 | 1 | .000 | 0 | 2 | 10 | .800 | 1 | 17 | .941 | 4 | 0 | 0 | 1 | 0.0 | 0 | 11.0 | .284 | 3-2 |
| 02/13/2021 | at Minnesota | *4 | 3 | 7 | 19 | -.211 | 0 | 2 | .000 | 0 | 0 | 6 | 1.000 | 0 | 8 | 1.000 | 3 | 0 | 2 | 1 | 2.0 | 0 | 4.0 | .174 | 1-3 |
| 02/14/2021 | at Minnesota | *5 | 9 | 2 | 25 | .280 | 0 | 1 | .000 | 0 | 0 | 0 | .000 | 2 | 7 | .714 | 2 | 0 | 5 | 0 | 5.0 | 0 | 11.5 | .229 | 2-3 |
| 02/17/2021 | at Ohio St. | *5 | 10 | 3 | 29 | .241 | 0 | 0 | .000 | 0 | 0 | 0 | .000 | 0 | 6 | 1.000 | 1 | 0 | 5 | 1 | 5.0 | 0 | 12.5 | .165 | 2-3 |
| 02/19/2021 | Indiana | *4 | 10 | 4 | 24 | .250 | 0 | 1 | .000 | 0 | 0 | 1 | 1.000 | 1 | 5 | .800 | 2 | 0 | 1 | 0 | 1.0 | 0 | 10.5 | .347 | 3-1 |
| 02/20/2021 | Indiana | *3 | 14 | 2 | 27 | .444 | 1 | 2 | .500 | 0 | 1 | 1 | .000 | 0 | 8 | 1.000 | 1 | 0 | 1 | 0 | 1.0 | 0 | 14.5 | .364 | 3-0 |
| 03/03/2021 | Ohio St. | *3 | 11 | 3 | 25 | .320 | 2 | 2 | 1.000 | 0 | 1 | 2 | .500 | 0 | 3 | 1.000 | 2 | 0 | 1 | 0 | 1.0 | 0 | 11.5 | .275 | 0-3 |
| 03/05/2021 | Purdue | *4 | 10 | 8 | 39 | .051 | 0 | 0 | .000 | 1 | 1 | 5 | .800 | 0 | 2 | 1.000 | 1 | 0 | 2 | 2 | 2.0 | 0 | 12.0 | .172 | 1-3 |
| 03/06/2021 | Purdue | *4 | 12 | 6 | 31 | .194 | 0 | 0 | .000 | 0 | 0 | 0 | .000 | 0 | 9 | 1.000 | 2 | 0 | 0 | 1 | 0.0 | 0 | 12.0 | .192 | 3-1 |
| 03/12/2021 | Rutgers | *3 | 5 | 2 | 15 | .200 | 0 | 1 | .000 | 0 | 2 | 4 | .500 | 2 | 12 | .833 | 1 | 0 | 2 | 0 | 2.0 | 0 | 6.0 | .348 | 3-0 |
| 03/13/2021 | Rutgers | *3 | 7 | 1 | 16 | .375 | 0 | 0 | .000 | 0 | 0 | 0 | .000 | 1 | 4 | .750 | 1 | 1 | 1 | 0 | 2.0 | 0 | 8.5 | .438 | 3-0 |
| Totals | | 47 | 113 | 45 | 300 | .227 | 4 | 13 | .308 | 1 | 11 | 41 | .732 | 9 | 110 | .918 | 22 | 1 | 21 | 6 | 22.0 | 0 | 125.5 | | |

Player Averages

| Sets Played | Kills per set | Assists per set | Service aces per set | Digs per set | Blocks per set | Points per set |
|-------------|---------------|-----------------|----------------------|--------------|----------------|----------------|
| 47 | 2.40 | 0.09 | 0.02 | 0.47 | 0.47 | 2.67 |

KUDRYASHOVA'S CAREER STATS

| SEASON | SP-MP | K | K/S | E | TA | PCT | A | A/S | SA | SA/S | DIG | D/S | BS | BA | TB | B/S |
|--------------|---------------|------------|-------------|------------|------------|-------------|-----------|-------------|-----------|-------------|-----------|-------------|----------|-----------|-----------|-------------|
| 2018 | 36-18 | 62 | 1.72 | 40 | 203 | .108 | 4 | 0.11 | 7 | 0.19 | 28 | 0.78 | 0 | 14 | 14 | 0.39 |
| 2019 | 26-10 | 72 | 2.77 | 39 | 188 | .176 | 3 | 0.12 | 6 | 0.23 | 35 | 1.35 | 3 | 9 | 12 | 0.46 |
| 2020-21 | 47-22 | 113 | 2.40 | 45 | 300 | .227 | 4 | 0.09 | 1 | 0.02 | 22 | 0.47 | 1 | 21 | 22 | 0.47 |
| TOTAL | 109-50 | 247 | 2.27 | 124 | 691 | .178 | 11 | 0.10 | 14 | 0.13 | 85 | 0.78 | 4 | 44 | 48 | 0.44 |

CAREER HIGHS

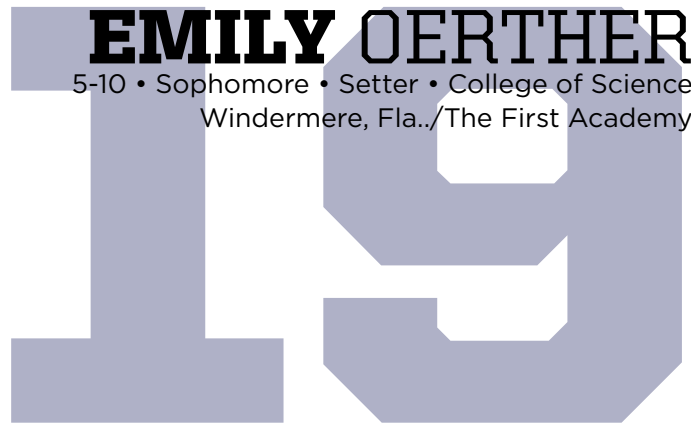
Kills: 16, 2x, last vs. Grand Canyon (8/31/19)
Assists: 2, vs. Ohio State (3/3/21)
Aces: 3, vs. Indiana (10/27/18)
Digs: 7, vs. Grand Canyon (8/31/19)
Blocks: 5, 2x, last at Ohio State (2/17/21)

2020-21 PENN STATE WOMEN'S VOLLEYBALL



EMILY OERTHER

5-10 • Sophomore • Setter • College of Science
Windermere, Fla./The First Academy



EMILY OERTHER'S 2020-21 SEASON STATS

| Date | Opponent | SP | Attack | | | | Set | | | Serve | | | | Recept | | | Blocking | | | | Team | | | | |
|---------------|--------------|-----------|----------|----------|-----------|-------------|-----------|------------|-------------|----------|----------|-----------|-------------|----------|----------|-------------|-----------|----------|----------|----------|------------|----------|-------------|------|-------|
| | | | K | E | TA | PCT | A | TA | PCT | SA | SE | TA | PCT | RE | TA | PCT | DIG | BS | BA | BE | TOTAL | BHE | POINTS | HIT% | SCORE |
| 02/05/2021 | Illinois | *4 | 4 | 0 | 7 | .571 | 36 | 91 | .396 | 2 | 2 | 19 | .895 | 0 | 0 | .000 | 8 | 0 | 0 | 0 | 0.0 | 0 | 6.0 | .306 | 3-1 |
| 02/06/2021 | Illinois | *5 | 2 | 0 | 6 | .333 | 46 | 116 | .397 | 2 | 1 | 21 | .952 | 0 | 0 | .000 | 12 | 0 | 2 | 0 | 2.0 | 0 | 5.0 | .284 | 3-2 |
| 02/13/2021 | at Minnesota | 1 | 0 | 0 | 0 | .000 | 0 | 0 | .000 | 0 | 0 | 1 | 1.000 | 0 | 0 | .000 | 0 | 0 | 0 | 0 | 0.0 | 0 | 0.0 | .174 | 1-3 |
| 02/14/2021 | at Minnesota | 1 | 0 | 0 | 0 | .000 | 0 | 0 | .000 | 0 | 0 | 1 | 1.000 | 0 | 0 | .000 | 0 | 0 | 0 | 0 | 0.0 | 0 | 0.0 | .229 | 2-3 |
| 02/19/2021 | Indiana | 1 | 0 | 0 | 0 | .000 | 2 | 4 | .500 | 0 | 0 | 0 | .000 | 0 | 0 | .000 | 0 | 0 | 1 | 1.0 | 0 | 0.5 | .347 | 3-1 | |
| 03/03/2021 | Ohio St. | 1 | 0 | 0 | 0 | .000 | 2 | 6 | .333 | 0 | 0 | 0 | .000 | 0 | 0 | .000 | 0 | 0 | 0 | 0 | 0.0 | 0 | 0.0 | .275 | 0-3 |
| 03/05/2021 | Purdue | 2 | 0 | 0 | 0 | .000 | 1 | 4 | .250 | 0 | 0 | 0 | .000 | 1 | 1 | .000 | 0 | 0 | 0 | 0 | 0.0 | 1 | 0.0 | .172 | 1-3 |
| 03/06/2021 | Purdue | 2 | 0 | 0 | 0 | .000 | 3 | 9 | .333 | 0 | 0 | 0 | .000 | 0 | 0 | .000 | 0 | 0 | 0 | 0 | 0.0 | 0 | 0.0 | .192 | 3-1 |
| 03/12/2021 | Rutgers | 1 | 0 | 0 | 0 | .000 | 1 | 3 | .333 | 0 | 0 | 1 | 1.000 | 0 | 0 | .000 | 0 | 0 | 0 | 0 | 0.0 | 0 | 0.0 | .348 | 3-0 |
| Totals | | 18 | 6 | 0 | 13 | .462 | 91 | 233 | .391 | 4 | 3 | 43 | .930 | 1 | 1 | .000 | 20 | 0 | 3 | 0 | 3.0 | 1 | 11.5 | | |

Player Averages

| Sets Played | Kills per set | Assists per set | Service aces per set | Digs per set | Blocks per set | Points per set |
|-------------|---------------|-----------------|----------------------|--------------|----------------|----------------|
| 18 | 0.33 | 5.06 | 0.22 | 1.11 | 0.17 | 0.64 |

OERTHER'S CAREER STATS

| SEASON | SP-MP | K | K/S | E | TA | PCT | A | A/S | SA | SA/S | DIG | D/S | BS | BA | TB | B/S |
|--------------|--------------|----------|-------------|----------|-----------|-------------|-----------|-------------|----------|-------------|-----------|-------------|----------|----------|----------|-------------|
| 2019 | 3-3 | 0 | 0.00 | 1 | 2 | -.500 | 7 | 2.33 | 0 | 0.00 | 0 | 0.00 | 0 | 2 | 2 | 0.67 |
| 2020-21 | 18-9 | 6 | 0.33 | 0 | 13 | .462 | 91 | 5.06 | 4 | 0.22 | 20 | 1.11 | 0 | 3 | 3 | 0.17 |
| TOTAL | 21-12 | 6 | 0.29 | 1 | 15 | .333 | 98 | 4.67 | 4 | 0.19 | 20 | 0.95 | 0 | 5 | 5 | 0.24 |

CAREER HIGHS

Kills: 4, vs. Illinois (2/5/21)
Attacks: 7, vs. Illinois (2/5/21)
Assists: 46, vs. Illinois (2/6/21)
Aces: 2, 2x, last vs. Illinois (2/6/21)
Digs: 12, vs. Illinois (2/6/21)

2020-21 PENN STATE WOMEN'S VOLLEYBALL



ALLIE HOLLAND

6-3 • Freshman • Middle Blocker • College of Science
Hilliard, Ohio | Hilliard Bradley



ALLIE HOLLAND'S 2020-21 SEASON STATS

| Date | Opponent | SP | Attack | | | | Set | | | Serve | | | | Recept | | | Blocking | | | | Team | | | | |
|---------------|----------|----------|-----------|----------|-----------|-------------|----------|----------|-------------|----------|----------|-----------|-------------|----------|----------|--------------|----------|----------|----------|----------|------------|----------|-------------|------|-------|
| | | | K | E | TA | PCT | A | TA | PCT | SA | SE | TA | PCT | RE | TA | PCT | DIG | BS | BA | BE | TOTAL | BHE | POINTS | HIT% | SCORE |
| 02/20/2021 | Indiana | 2 | 4 | 0 | 9 | .444 | 0 | 0 | .000 | 1 | 1 | 5 | .800 | 0 | 2 | 1.000 | 0 | 1 | 1 | 0 | 2.0 | 0 | 6.5 | .364 | 3-0 |
| 03/03/2021 | Ohio St. | *3 | 8 | 0 | 13 | .615 | 0 | 0 | .000 | 0 | 2 | 7 | .714 | 0 | 0 | .000 | 0 | 0 | 2 | 1 | 2.0 | 0 | 9.0 | .275 | 0-3 |
| 03/05/2021 | Purdue | 1 | 0 | 0 | 1 | .000 | 0 | 0 | .000 | 0 | 0 | 2 | 1.000 | 0 | 0 | .000 | 0 | 0 | 1 | 0 | 1.0 | 0 | 0.5 | .172 | 1-3 |
| 03/13/2021 | Rutgers | 1 | 1 | 0 | 2 | .500 | 0 | 0 | .000 | 0 | 2 | 3 | .333 | 0 | 0 | .000 | 0 | 0 | 0 | 0 | 0.0 | 0 | 1.0 | .438 | 3-0 |
| Totals | | 7 | 13 | 0 | 25 | .520 | 0 | 0 | .000 | 1 | 5 | 17 | .706 | 0 | 2 | 1.000 | 0 | 1 | 4 | 1 | 5.0 | 0 | 17.0 | | |

Player Averages

| Sets Played | Kills per set | Assists per set | Service aces per set | Digs per set | Blocks per set | Points per set |
|-------------|---------------|-----------------|----------------------|--------------|----------------|----------------|
| 7 | 1.86 | 0.00 | 0.14 | 0.00 | 0.71 | 2.43 |

HOLLAND'S CAREER STATS

| SEASON | SP-MP | K | K/S | E | TA | PCT | A | A/S | SA | SA/S | DIG | D/S | BS | BA | TB | B/S |
|--------------|------------|-----------|-------------|----------|-----------|-------------|----------|-------------|----------|-------------|----------|-------------|----------|----------|----------|-------------|
| 2020-21 | 7-4 | 13 | 1.86 | 0 | 25 | .520 | 0 | 0.00 | 1 | 0.14 | 0 | 0.00 | 1 | 4 | 5 | 0.71 |
| TOTAL | 7-4 | 13 | 1.86 | 0 | 25 | .520 | 0 | 0.00 | 1 | 0.14 | 0 | 0.00 | 1 | 4 | 5 | 0.71 |

CAREER HIGHS

Kills: 8, vs. Ohio State (3/3/21)
Aces: 1, vs. Indiana (2/20/21)
Total Blocks: 2, 2x, last vs. OSU (3/3/21)

2020-21 PENN STATE WOMEN'S VOLLEYBALL



MACALL PEED

5-7 • Sophomore • Defensive Specialist • Political Science
San Diego, Calif./Torrey Pines



MACALL PEED'S 2020-21 SEASON STATS

| Date | Opponent | SP | Attack | | | | Set | | | Serve | | | | Recept | | | Blocking | | | | Team | | | | |
|---------------|--------------|-----------|----------|----------|----------|-------------|----------|----------|-------------|----------|----------|-----------|-------------|----------|-----------|-------------|-----------|----------|----------|----------|------------|----------|------------|------|-------|
| | | | K | E | TA | PCT | A | TA | PCT | SA | SE | TA | PCT | RE | TA | PCT | DIG | BS | BA | BE | TOTAL | BHE | POINTS | HIT% | SCORE |
| 02/05/2021 | Illinois | 4 | 0 | 0 | 0 | .000 | 1 | 1 | 1.000 | 0 | 0 | 7 | 1.000 | 0 | 7 | 1.000 | 0 | 0 | 0 | 0 | 0.0 | 0 | 0.0 | .306 | 3-1 |
| 02/06/2021 | Illinois | 4 | 0 | 0 | 0 | .000 | 0 | 0 | .000 | 0 | 0 | 9 | 1.000 | 1 | 10 | .900 | 3 | 0 | 0 | 0 | 0.0 | 0 | 0.0 | .284 | 3-2 |
| 02/14/2021 | at Minnesota | 5 | 0 | 0 | 1 | .000 | 1 | 3 | .333 | 1 | 1 | 19 | .947 | 2 | 29 | .931 | 18 | 0 | 0 | 0 | 0.0 | 0 | 1.0 | .229 | 2-3 |
| 02/17/2021 | at Ohio St. | 5 | 0 | 0 | 0 | .000 | 1 | 3 | .333 | 0 | 1 | 12 | .917 | 0 | 28 | 1.000 | 7 | 0 | 0 | 0 | 0.0 | 0 | 0.0 | .165 | 2-3 |
| 02/19/2021 | Indiana | 1 | 0 | 0 | 0 | .000 | 0 | 0 | .000 | 0 | 1 | 2 | .500 | 0 | 3 | 1.000 | 0 | 0 | 0 | 0 | 0.0 | 0 | 0.0 | .347 | 3-1 |
| 02/20/2021 | Indiana | 1 | 0 | 0 | 0 | .000 | 0 | 1 | .000 | 0 | 0 | 1 | 1.000 | 0 | 1 | 1.000 | 0 | 0 | 0 | 0 | 0.0 | 0 | 0.0 | .364 | 3-0 |
| 03/03/2021 | Ohio St. | 2 | 0 | 0 | 0 | .000 | 0 | 1 | .000 | 0 | 0 | 1 | 1.000 | 0 | 6 | 1.000 | 1 | 0 | 0 | 0 | 0.0 | 0 | 0.0 | .275 | 0-3 |
| 03/05/2021 | Purdue | 1 | 0 | 0 | 0 | .000 | 0 | 0 | .000 | 0 | 1 | 1 | .000 | 0 | 0 | .000 | 0 | 0 | 0 | 0 | 0.0 | 0 | 0.0 | .172 | 1-3 |
| 03/06/2021 | Purdue | 3 | 0 | 0 | 0 | .000 | 0 | 0 | .000 | 0 | 0 | 6 | 1.000 | 0 | 1 | 1.000 | 1 | 0 | 0 | 0 | 0.0 | 0 | 0.0 | .192 | 3-1 |
| 03/12/2021 | Rutgers | 1 | 0 | 0 | 0 | .000 | 0 | 0 | .000 | 0 | 0 | 1 | 1.000 | 0 | 2 | 1.000 | 0 | 0 | 0 | 0 | 0.0 | 0 | 0.0 | .348 | 3-0 |
| 03/13/2021 | Rutgers | 1 | 0 | 0 | 0 | .000 | 0 | 0 | .000 | 0 | 0 | 1 | 1.000 | 0 | 0 | .000 | 1 | 0 | 0 | 0 | 0.0 | 0 | 0.0 | .438 | 3-0 |
| Totals | | 28 | 0 | 0 | 1 | .000 | 3 | 9 | .333 | 1 | 4 | 60 | .933 | 3 | 87 | .966 | 31 | 0 | 0 | 0 | 0.0 | 0 | 1.0 | | |

Player Averages

| Sets Played | Kills per set | Assists per set | Service aces per set | Digs per set | Blocks per set | Points per set |
|-------------|---------------|-----------------|----------------------|--------------|----------------|----------------|
| 28 | 0.00 | 0.11 | 0.04 | 1.11 | 0.00 | 0.04 |

PEED'S CAREER STATS

| SEASON | SP-MP | K | K/S | E | TA | PCT | A | A/S | SA | SA/S | DIG | D/S | BS | BA | TB | B/S |
|--------------|--------------|----------|-------------|----------|----------|-------------|----------|-------------|----------|-------------|-----------|-------------|----------|----------|----------|-------------|
| 2019 | 44-25 | 0 | 0.00 | 0 | 1 | .000 | 4 | 0.09 | 6 | 0.14 | 29 | 0.66 | 0 | 0 | 0 | 0.00 |
| 2020-21 | 28-11 | 0 | 0.00 | 0 | 1 | .000 | 3 | 0.11 | 1 | 0.04 | 31 | 1.11 | 0 | 0 | 0 | 0.00 |
| TOTAL | 72-36 | 0 | 0.00 | 0 | 2 | .000 | 7 | 0.10 | 7 | 0.10 | 60 | 0.83 | 0 | 0 | 0 | 0.00 |

CAREER HIGHS

Digs: 18, at Minnesota (2/14/21)
Aces: 2, vs. Iowa (10/5/19)
Assists: 1, 7x, last vs. Indiana (2/20/21)

2020-21 PENN STATE WOMEN'S VOLLEYBALL



KAITLYN HORD

6-4 • Junior • Middle Blocker • Criminology
Lexington, Ky./Henry Clay

KAITLYN HORD

2019

First Team All-American
AVCA All-Northeast Region
First Team All-Big Ten
Preseason All-Big Ten
Big Ten Player of the Week (9/10)
Cyclone Invitational MVP

2018

Second Team All-Big Ten
Big Ten All-Freshman Team
Penn State Invitational All-Tournament Team
Big Ten Freshman of the Week (9/10)

KAITLYN HORD'S 2020-21 SEASON STATS

| Date | Opponent | SP | Attack | | | | Set | | | Serve | | | | Receipt | | | Blocking | | | | Team | | | | |
|---------------|--------------|-----------|------------|-----------|------------|-------------|----------|-----------|-------------|----------|----------|----------|-------------|----------|-----------|-------------|----------|----------|-----------|----------|-------------|----------|--------------|------|-------|
| | | | K | E | TA | PCT | A | TA | PCT | SA | SE | TA | PCT | RE | TA | PCT | DIG | BS | BA | BE | TOTAL | BHE | POINTS | HIT% | SCORE |
| 02/05/2021 | Illinois | *4 | 10 | 4 | 23 | .261 | 1 | 1 | 1.000 | 0 | 0 | 0 | .000 | 0 | 1 | 1.000 | 0 | 0 | 4 | 0 | 4.0 | 0 | 12.0 | .306 | 3-1 |
| 02/06/2021 | Illinois | *5 | 11 | 1 | 18 | .556 | 1 | 2 | .500 | 0 | 0 | 0 | .000 | 0 | 0 | .000 | 0 | 1 | 8 | 0 | 9.0 | 0 | 16.0 | .284 | 3-2 |
| 02/13/2021 | at Minnesota | *4 | 11 | 1 | 24 | .417 | 1 | 1 | 1.000 | 0 | 0 | 0 | .000 | 0 | 1 | 1.000 | 0 | 2 | 5 | 0 | 7.0 | 0 | 15.5 | .174 | 1-3 |
| 02/14/2021 | at Minnesota | *5 | 12 | 3 | 29 | .310 | 0 | 1 | .000 | 0 | 0 | 0 | .000 | 0 | 2 | 1.000 | 0 | 1 | 9 | 1 | 10.0 | 0 | 17.5 | .229 | 2-3 |
| 02/17/2021 | at Ohio St. | *5 | 11 | 3 | 26 | .308 | 0 | 0 | .000 | 0 | 0 | 0 | .000 | 0 | 0 | .000 | 0 | 0 | 8 | 0 | 8.0 | 0 | 15.0 | .165 | 2-3 |
| 02/19/2021 | Indiana | *4 | 8 | 0 | 14 | .571 | 0 | 1 | .000 | 0 | 0 | 0 | .000 | 0 | 2 | 1.000 | 0 | 0 | 4 | 0 | 4.0 | 0 | 10.0 | .347 | 3-1 |
| 02/20/2021 | Indiana | *3 | 3 | 0 | 5 | .600 | 1 | 1 | 1.000 | 0 | 0 | 0 | .000 | 0 | 1 | 1.000 | 0 | 0 | 1 | 0 | 1.0 | 0 | 3.5 | .364 | 3-0 |
| 03/03/2021 | Ohio St. | *3 | 6 | 2 | 10 | .400 | 0 | 1 | .000 | 0 | 0 | 0 | .000 | 0 | 0 | .000 | 2 | 1 | 2 | 0 | 3.0 | 0 | 8.0 | .275 | 0-3 |
| 03/05/2021 | Purdue | *4 | 13 | 2 | 33 | .333 | 0 | 0 | .000 | 0 | 0 | 0 | .000 | 0 | 1 | 1.000 | 1 | 1 | 3 | 0 | 4.0 | 0 | 15.5 | .172 | 1-3 |
| 03/06/2021 | Purdue | *4 | 6 | 0 | 21 | .286 | 1 | 3 | .333 | 0 | 0 | 0 | .000 | 0 | 7 | 1.000 | 1 | 0 | 6 | 0 | 6.0 | 0 | 9.0 | .192 | 3-1 |
| 03/12/2021 | Rutgers | *3 | 12 | 1 | 22 | .500 | 0 | 0 | .000 | 0 | 0 | 0 | .000 | 0 | 1 | 1.000 | 0 | 0 | 4 | 0 | 4.0 | 0 | 14.0 | .348 | 3-0 |
| 03/13/2021 | Rutgers | *3 | 8 | 0 | 15 | .533 | 0 | 0 | .000 | 0 | 0 | 0 | .000 | 1 | 2 | .500 | 0 | 0 | 5 | 0 | 5.0 | 0 | 10.5 | .438 | 3-0 |
| Totals | | 47 | 111 | 17 | 240 | .392 | 5 | 11 | .455 | 0 | 0 | 0 | .000 | 1 | 18 | .944 | 4 | 6 | 59 | 1 | 65.0 | 0 | 146.5 | | |

Player Averages

| Sets Played | Kills per set | Assists per set | Service aces per set | Digs per set | Blocks per set | Points per set |
|-------------|---------------|-----------------|----------------------|--------------|----------------|----------------|
| 47 | 2.36 | 0.11 | 0.00 | 0.09 | 1.38 | 3.12 |

HORD'S CAREER STATS

| SEASON | SP-MP | K | K/S | E | TA | PCT | A | A/S | SA | SA/S | DIG | D/S | BS | BA | TB | B/S |
|--------------|---------------|------------|-------------|------------|-------------|-------------|-----------|-------------|----------|-------------|-----------|-------------|-----------|------------|------------|-------------|
| 2018 | 104-32 | 220 | 2.12 | 45 | 457 | .383 | 2 | 0.02 | 0 | 0.00 | 16 | 0.15 | 7 | 122 | 129 | 1.24 |
| 2019 | 117-33 | 310 | 2.65 | 44 | 605 | .440 | 5 | 0.04 | 0 | 0.00 | 18 | 0.15 | 22 | 127 | 149 | 1.27 |
| 2020-21 | 47-12 | 111 | 2.36 | 17 | 240 | .392 | 5 | 0.11 | 0 | 0.00 | 4 | 0.09 | 6 | 59 | 65 | 1.38 |
| TOTAL | 268-77 | 641 | 2.39 | 106 | 1302 | .411 | 12 | 0.04 | 0 | 0.00 | 38 | 0.14 | 35 | 308 | 343 | 1.28 |

CAREER HIGHS

Kills: 17, vs. Holy Cross (8/31/19)
at Michigan State (9/28/18)
Blocks: 10, at Minnesota (2/14/21)
Digs: 4, at Illinois (11/10/18)
Assists: 1, 2x, last vs. Illinois (10/23/19)

2020-21 PENN STATE WOMEN'S VOLLEYBALL

MATCH 1 - PENN STATE 3, ILLINOIS 1



Site: State College, PA (Rec Hall)
Date: 2/5/2021 Attendance: 0 Time: 9:05 pm
Officials:

| Set Scores | 1 | 2 | 3 | 4 |
|--------------|----|----|----|----|
| Illinois (1) | 20 | 25 | 20 | 20 |
| Penn St. (3) | 25 | 17 | 25 | 25 |

Illinois (2-3,2-3 Big Ten)

| # | Player | Attack | | | | Set | Serve | | | Block | | | Defense | | Rec | PTS | |
|---------------|------------------|-----------|-----------|-----------|------------|-------------|-----------|----------|----------|-----------|----------|-----------|----------|-----------|----------|----------|-------------|
| | | SP | K | E | TA | | PCT | A | E | SA | SE | BS | BA | BE | | | DIG |
| 15 | Cooney, Megan | 4 | 20 | 7 | 45 | -.289 | 1 | 1 | 0 | 2 | 0 | 2 | 1 | 5 | 0 | 2 | 21 |
| 4 | Bruder, Kylie | 4 | 0 | 0 | 0 | .000 | 15 | 1 | 1 | 2 | 0 | 0 | 0 | 5 | 1 | 0 | 11 |
| 3 | Kuper, Taylor | 4 | 0 | 0 | 0 | .000 | 6 | 0 | 1 | 1 | 0 | 0 | 0 | 15 | 0 | 1 | 1 |
| 5 | Brown, Diana | 4 | 0 | 0 | 0 | .000 | 24 | 0 | 0 | 0 | 0 | 0 | 0 | 15 | 1 | 0 | 0 |
| 1 | Collins, Kennedy | 4 | 6 | 1 | 7 | .714 | 0 | 0 | 0 | 0 | 4 | 0 | 0 | 0 | 0 | 0 | 8 |
| 2 | Hinton, Rylee | 4 | 4 | 3 | 10 | .400 | 0 | 0 | 0 | 2 | 0 | 3 | 1 | 1 | 0 | 0 | 5.5 |
| 9 | Vrankovic, Bruna | 4 | 5 | 2 | 9 | .556 | 0 | 0 | 0 | 0 | 2 | 2 | 2 | 2 | 1 | 1 | 6 |
| 12 | Terry, Raina | 4 | 8 | 1 | 20 | .350 | 0 | 0 | 3 | 4 | 0 | 1 | 1 | 4 | 0 | 1 | 11.5 |
| TM TEAM | | 4 | 0 | 0 | 0 | .000 | 0 | 0 | 0 | 0 | 0 | 0 | 0 | 0 | 0 | 0 | 0 |
| 14 | Hollowell, Emily | 3 | 5 | 4 | 15 | .067 | 0 | 0 | 0 | 0 | 0 | 2 | 0 | 1 | 0 | 0 | 6 |
| 18 | Eske, Alyssa | 3 | 0 | 0 | 0 | .000 | 0 | 0 | 0 | 0 | 0 | 0 | 0 | 0 | 0 | 0 | 0 |
| 6 | Swanson, Kyla | 1 | 1 | 1 | 6 | .000 | 1 | 0 | 0 | 0 | 0 | 0 | 0 | 0 | 0 | 0 | 1 |
| Totals | | 43 | 49 | 19 | 112 | .268 | 47 | 2 | 5 | 11 | 0 | 14 | 5 | 48 | 3 | 5 | 61.0 |

| Set | K | E | TA | % |
|---------------|-----------|-----------|------------|-------------|
| 1 | 10 | 9 | 32 | 0.031 |
| 2 | 13 | 1 | 20 | 0.6 |
| 3 | 13 | 4 | 22 | 0.409 |
| 4 | 13 | 5 | 38 | 0.211 |
| Totals | 49 | 19 | 112 | .268 |

Penn St. (1-0,1-0 Big Ten)

| # | Player | Attack | | | | Set | Serve | | | Block | | | Defense | | Rec | PTS | |
|---------------|-------------------------|-----------|-----------|-----------|------------|-------------|-----------|----------|----------|-----------|----------|-----------|----------|-----------|----------|----------|-------------|
| | | SP | K | E | TA | | PCT | A | E | SA | SE | BS | BA | BE | | | DIG |
| 9 | Parker, Jonni | 4 | 10 | 1 | 33 | .273 | 2 | 0 | 0 | 2 | 0 | 5 | 0 | 4 | 2 | 1 | 12.5 |
| 23 | Hord, Kaitlyn | 4 | 10 | 4 | 23 | .261 | 1 | 0 | 0 | 0 | 4 | 0 | 0 | 0 | 0 | 0 | 12 |
| 16 | Gray, Serena | 4 | 4 | 1 | 14 | .214 | 0 | 0 | 2 | 3 | 2 | 2 | 0 | 1 | 0 | 0 | 9 |
| 19 | Oerther, Emily | 4 | 4 | 0 | 7 | .571 | 36 | 0 | 2 | 2 | 0 | 0 | 0 | 8 | 0 | 0 | 6 |
| 21 | Peed, Macall | 4 | 0 | 0 | 0 | .000 | 1 | 0 | 0 | 0 | 0 | 0 | 0 | 0 | 0 | 0 | 0 |
| 0 | Fitzpatrick, Annie Cate | 4 | 13 | 5 | 26 | .268 | 1 | 0 | 0 | 3 | 0 | 0 | 0 | 9 | 0 | 1 | 13 |
| 2 | Bilinovic, Maddy | 4 | 0 | 0 | 0 | .000 | 6 | 1 | 0 | 0 | 0 | 0 | 0 | 16 | 0 | 1 | 1 |
| 18 | Kudryashova, Anastasiya | 4 | 11 | 3 | 21 | .381 | 1 | 0 | 0 | 4 | 0 | 1 | 0 | 6 | 2 | 2 | 11.5 |
| TM TEAM | | 4 | 0 | 0 | 0 | .000 | 0 | 0 | 0 | 0 | 0 | 0 | 0 | 0 | 0 | 0 | 0 |
| 3 | Broughton, Keaton | 3 | 0 | 0 | 0 | .000 | 0 | 0 | 0 | 1 | 0 | 0 | 0 | 2 | 0 | 0 | 0 |
| 17 | Russell, Molly | 1 | 0 | 0 | 0 | .000 | 0 | 0 | 0 | 0 | 0 | 0 | 0 | 0 | 0 | 0 | 0 |
| Totals | | 40 | 52 | 14 | 124 | .306 | 48 | 0 | 5 | 15 | 2 | 12 | 0 | 42 | 2 | 5 | 65.0 |

| Set | K | E | TA | % | Tie scores | 1 | 2 | 3 | 4 | Total |
|---------------|-----------|-----------|------------|-------------|--------------|---|-----|-----|-----|-------|
| 1 | 10 | 4 | 34 | 0.176 | Lead changes | 0 | 2 | 6 | 5 | 13 |
| 2 | 10 | 6 | 25 | 0.436 | | 0 | 232 | 110 | 178 | 520 |
| 3 | 14 | 1 | 24 | 0.542 | | | | | | |
| 4 | 18 | 3 | 41 | 0.366 | | | | | | |
| Totals | 52 | 14 | 124 | .306 | | | | | | |

MATCH 2 - PENN STATE 3, ILLINOIS 2



Site: State College, PA (Rec Hall)
Date: 2/6/2021 Attendance: 136 Time: 6:34 pm
Officials:

| Set Scores | 1 | 2 | 3 | 4 | 5 |
|--------------|----|----|----|----|----|
| Illinois (2) | 16 | 29 | 28 | 15 | 8 |
| Penn St. (3) | 25 | 27 | 26 | 25 | 15 |

Illinois (2-4,2-4 Big Ten)

| # | Player | Attack | | | | Set | Serve | | | Block | | | Defense | | Rec | PTS | |
|---------------|------------------|-----------|-----------|-----------|------------|-------------|-----------|----------|----------|-----------|----------|-----------|----------|-----------|----------|----------|-------------|
| | | SP | K | E | TA | | PCT | A | E | SA | SE | BS | BA | BE | | | DIG |
| 15 | Cooney, Megan | 5 | 16 | 11 | 45 | .111 | 0 | 0 | 2 | 4 | 0 | 2 | 0 | 12 | 0 | 5 | 19 |
| 4 | Bruder, Kylie | 5 | 0 | 1 | 1 | -.000 | 19 | 0 | 1 | 1 | 0 | 0 | 0 | 7 | 0 | 0 | 1 |
| 14 | Hollowell, Emily | 5 | 6 | 4 | 23 | .087 | 0 | 0 | 0 | 0 | 0 | 1 | 0 | 1 | 0 | 0 | 6.5 |
| 3 | Kuper, Taylor | 5 | 0 | 0 | 0 | .000 | 10 | 2 | 3 | 0 | 0 | 0 | 0 | 14 | 0 | 1 | 2 |
| 5 | Brown, Diana | 5 | 0 | 0 | 0 | .000 | 24 | 0 | 0 | 0 | 0 | 1 | 10 | 0 | 0 | 0 | 0 |
| 1 | Collins, Kennedy | 5 | 0 | 1 | 17 | .000 | 0 | 0 | 0 | 0 | 0 | 3 | 1 | 2 | 0 | 0 | 10.5 |
| 2 | Hinton, Rylee | 5 | 4 | 4 | 12 | .000 | 0 | 0 | 1 | 2 | 2 | 5 | 0 | 1 | 0 | 0 | 9.5 |
| 9 | Vrankovic, Bruna | 5 | 7 | 4 | 27 | .111 | 0 | 0 | 0 | 0 | 1 | 2 | 0 | 2 | 1 | 1 | 9 |
| 12 | Terry, Raina | 5 | 13 | 6 | 42 | .167 | 1 | 0 | 3 | 1 | 0 | 3 | 1 | 8 | 0 | 2 | 17.5 |
| TM TEAM | | 5 | 0 | 0 | 0 | .000 | 0 | 0 | 0 | 0 | 0 | 0 | 0 | 0 | 0 | 0 | 0 |
| 18 | Eske, Alyssa | 1 | 0 | 0 | 0 | .000 | 0 | 0 | 0 | 1 | 0 | 0 | 0 | 0 | 0 | 0 | 0 |
| Totals | | 51 | 55 | 31 | 167 | .144 | 54 | 0 | 9 | 14 | 3 | 16 | 3 | 57 | 1 | 9 | 75.0 |

| Set | K | E | TA | % |
|---------------|-----------|-----------|------------|-------------|
| 1 | 11 | 7 | 31 | 0.129 |
| 2 | 15 | 7 | 44 | 0.182 |
| 3 | 16 | 7 | 45 | 0.2 |
| 4 | 8 | 6 | 31 | 0.065 |
| 5 | 5 | 4 | 16 | 0.063 |
| Totals | 55 | 31 | 167 | .144 |

Penn St. (2-0,2-0 Big Ten)

| # | Player | Attack | | | | Set | Serve | | | Block | | | Defense | | Rec | PTS | |
|---------------|-------------------------|-----------|-----------|-----------|------------|-------------|-----------|----------|----------|-----------|----------|-----------|----------|-----------|----------|----------|-------------|
| | | SP | K | E | TA | | PCT | A | E | SA | SE | BS | BA | BE | | | DIG |
| 9 | Parker, Jonni | 5 | 12 | 6 | 34 | .176 | 6 | 0 | 1 | 3 | 0 | 7 | 0 | 12 | 0 | 0 | 16.5 |
| 23 | Hord, Kaitlyn | 5 | 11 | 1 | 18 | .556 | 1 | 0 | 0 | 0 | 1 | 8 | 0 | 0 | 0 | 0 | 16 |
| 16 | Gray, Serena | 5 | 7 | 5 | 20 | .100 | 0 | 0 | 4 | 2 | 2 | 2 | 0 | 3 | 0 | 0 | 14 |
| 19 | Oerther, Emily | 5 | 2 | 0 | 6 | .333 | 46 | 1 | 2 | 1 | 0 | 2 | 0 | 12 | 0 | 0 | 5 |
| 0 | Fitzpatrick, Annie Cate | 5 | 17 | 4 | 34 | .382 | 1 | 0 | 0 | 1 | 0 | 0 | 0 | 17 | 0 | 2 | 17 |
| 2 | Bilinovic, Maddy | 5 | 0 | 1 | 1 | -.000 | 1 | 0 | 2 | 1 | 0 | 0 | 0 | 16 | 0 | 4 | 2 |
| 18 | Kudryashova, Anastasiya | 5 | 11 | 4 | 29 | .241 | 0 | 0 | 0 | 2 | 0 | 0 | 1 | 4 | 0 | 1 | 11 |
| TM TEAM | | 5 | 0 | 0 | 0 | .000 | 0 | 0 | 0 | 0 | 0 | 0 | 0 | 0 | 0 | 0 | 0 |
| 21 | Peed, Macall | 4 | 0 | 0 | 0 | .000 | 0 | 0 | 0 | 0 | 0 | 0 | 0 | 3 | 0 | 1 | 0 |
| 3 | Broughton, Keaton | 2 | 0 | 0 | 0 | .000 | 1 | 0 | 0 | 0 | 0 | 0 | 0 | 0 | 0 | 0 | 0 |
| 8 | Flowers, Hannah | 1 | 3 | 0 | 6 | .500 | 0 | 0 | 0 | 0 | 0 | 1 | 0 | 0 | 0 | 0 | 3.5 |
| Totals | | 47 | 63 | 21 | 148 | .284 | 56 | 1 | 9 | 10 | 3 | 20 | 1 | 67 | 0 | 9 | 85.0 |

| Set | K | E | TA | % | Tie scores | 1 | 2 | 3 | 4 | 5 | Total |
|---------------|-----------|-----------|------------|-------------|--------------|---|-----|----|---|---|-------|
| 1 | 13 | 2 | 23 | 0.478 | Lead changes | 2 | 6 | 14 | 6 | 2 | 30 |
| 2 | 15 | 7 | 41 | 0.195 | | 1 | 319 | 55 | 4 | 0 | 379 |
| 3 | 12 | 6 | 42 | 0.143 | | | | | | | |
| 4 | 16 | 5 | 30 | 0.367 | | | | | | | |
| 5 | 7 | 1 | 12 | 0.5 | | | | | | | |
| Totals | 63 | 21 | 148 | .284 | | | | | | | |

MATCH 3 - MINNESOTA 3, PENN STATE 1



Site: Minneapolis, MN (Maturi Pavilion)
Date: 2/13/2021 Attendance: 0 Time: 7:04 pm
Officials:

| Set Scores | 1 | 2 | 3 | 4 |
|---------------|----|----|----|----|
| Penn St. (1) | 27 | 23 | 25 | 18 |
| Minnesota (3) | 29 | 25 | 23 | 25 |

Penn St. (2-1,2-1 Big Ten)

| # | Player | Attack | | | | Set | Serve | | | Block | | | Defense | | Rec | PTS | |
|----|----------------|--------|----|---|----|-------|-------|---|---|-------|----|----|---------|----|-----|-----|------|
| | | SP | K | E | TA | | PCT | A | E | SA | SE | BS | BA | BE | | | DIG |
| 13 | Blossom, Gabby | 4 | 1 | 2 | 9 | -.111 | 47 | 0 | 0 | 1 | 0 | 1 | 0 | 17 | 0 | 0 | 1.5 |
| 9 | Parker, Jonni | 4 | 18 | 7 | 53 | .208 | 1 | 0 | 2 | 0 | 0 | 1 | 0 | 13 | 0 | 0 | 20.5 |
| 23 | Hord, Kaitlyn | 4 | 11 | 1 | 24 | .417 | 1 | 0 | 0 | 0 | 2 | 5 | 0 | 0 | 0 | 0 | 15.5 |
| 15 | Hampton, Jenna | 4 | 0 | 0 | 0 | .000 | 3</ | | | | | | | | | | |

2020-21 PENN STATE WOMEN'S VOLLEYBALL

MATCH 5 - OHIO STATE 3, PENN STATE 2



Site: Columbus, OH (Covelli Center)
Date: 2/17/2021 Attendance: 111 Time: 5:00 pm
Officials:

| Set Scores | 1 | 2 | 3 | 4 | 5 |
|--------------|----|----|----|----|----|
| Penn St. (2) | 25 | 25 | 23 | 22 | 18 |
| Ohio St. (3) | 17 | 13 | 25 | 25 | 8 |

Penn St. (2-3,2-3 Big Ten)

| # | Player | SP | Attack | | | | PCT | Set | A | E | SA | SE | Block | | | Defence | DIG | BHE | Rec | RE | PTS |
|---------------|-------------------------|-----------|-----------|-----------|------------|-------------|-----------|----------|-----------|----------|----------|-----------|----------|-----------|----------|----------|-------------|-----|-----|----|-----|
| | | | K | E | TA | PCT | | | | | | | BS | BA | BE | | | | | | |
| 13 | Blossom, Gabby | 5 | 1 | 1 | 3 | .000 | 46 | 0 | 2 | 0 | 1 | 0 | 14 | 0 | 0 | 0 | 3.5 | | | | |
| 9 | Parker, Jonni | 5 | 10 | 9 | 43 | .023 | 1 | 0 | 0 | 0 | 0 | 5 | 0 | 9 | 0 | 0 | 12.5 | | | | |
| 23 | Hord, Kaitlyn | 5 | 11 | 3 | 26 | .308 | 0 | 0 | 0 | 0 | 0 | 8 | 0 | 0 | 0 | 0 | 15 | | | | |
| 15 | Hampton, Jenna | 5 | 0 | 0 | 0 | .000 | 1 | 0 | 2 | 1 | 0 | 0 | 0 | 25 | 0 | 0 | 2 | | | | |
| 16 | Gray, Serena | 5 | 13 | 3 | 28 | .357 | 0 | 0 | 2 | 1 | 3 | 2 | 1 | 0 | 0 | 0 | 15.5 | | | | |
| 21 | Peed, Macall | 5 | 0 | 0 | 0 | .000 | 1 | 0 | 0 | 1 | 0 | 0 | 0 | 7 | 0 | 0 | 0 | | | | |
| 0 | Fitzpatrick, Annie Cate | 5 | 8 | 7 | 35 | .029 | 1 | 0 | 4 | 2 | 0 | 0 | 0 | 4 | 0 | 0 | 12 | | | | |
| 18 | Kudryashova, Anastasiya | 5 | 10 | 3 | 29 | .241 | 0 | 0 | 0 | 0 | 0 | 5 | 1 | 1 | 0 | 0 | 12.5 | | | | |
| TM TEAM | | 5 | 0 | 0 | 0 | .000 | 0 | 0 | 0 | 0 | 0 | 0 | 0 | 0 | 0 | 0 | 0 | | | | |
| 2 | Bililovic, Maddy | 4 | 0 | 0 | 0 | .000 | 1 | 0 | 1 | 0 | 0 | 0 | 0 | 0 | 0 | 0 | 2 | | | | |
| 3 | Broughton, Keaton | 3 | 0 | 0 | 0 | .000 | 0 | 1 | 0 | 0 | 0 | 0 | 0 | 0 | 0 | 0 | 1 | | | | |
| Totals | | 52 | 53 | 26 | 164 | .165 | 51 | 0 | 10 | 6 | 1 | 22 | 3 | 61 | 0 | 4 | 75.0 | | | | |

| Set | K | E | TA | % |
|-----------|-----------|------------|-------------|--------|
| 1 | 14 | 6 | 33 | 0.242 |
| 2 | 13 | 4 | 28 | 0.321 |
| 3 | 10 | 4 | 31 | 0.194 |
| 4 | 11 | 6 | 45 | 0.111 |
| 5 | 5 | 6 | 27 | -0.037 |
| 53 | 26 | 164 | .165 | |

Ohio St. (7-0,7-0 Big Ten)

| # | Player | SP | Attack | | | | PCT | Set | A | E | SA | SE | Block | | | Defence | DIG | BHE | Rec | RE | PTS |
|---------------|----------------------|-----------|-----------|-----------|------------|-------------|-----------|----------|----------|----------|----------|-----------|----------|-----------|----------|-----------|-------------|-----|-----|----|-----|
| | | | K | E | TA | PCT | | | | | | | BS | BA | BE | | | | | | |
| 7 | Gruensfelder, Hannah | 5 | 0 | 0 | 0 | .000 | 0 | 0 | 1 | 2 | 0 | 0 | 0 | 10 | 0 | 0 | 1 | | | | |
| 12 | Witte, Lauren | 5 | 2 | 1 | 5 | .200 | 0 | 0 | 0 | 0 | 1 | 8 | 0 | 4 | 0 | 0 | 7 | | | | |
| 13 | Buklitz, Vanja | 5 | 16 | 6 | 33 | .303 | 0 | 0 | 0 | 0 | 5 | 0 | 0 | 2 | 0 | 18.5 | | | | | |
| 6 | Murr, Kylie | 5 | 0 | 0 | 0 | .000 | 9 | 0 | 1 | 0 | 0 | 0 | 0 | 15 | 0 | 2 | 10 | | | | |
| 8 | Gonzales, Gabby | 5 | 0 | 0 | 1 | .000 | 0 | 0 | 1 | 1 | 0 | 0 | 0 | 7 | 0 | 4 | 1 | | | | |
| 10 | Podraza, Mac | 5 | 5 | 1 | 11 | .364 | 42 | 0 | 2 | 3 | 0 | 3 | 0 | 15 | 2 | 0 | 8.5 | | | | |
| 18 | Moore, Jenaiya | 5 | 11 | 8 | 40 | .075 | 3 | 0 | 2 | 0 | 1 | 0 | 6 | 0 | 0 | 11.5 | | | | | |
| 20 | Rader, Rylee | 5 | 5 | 3 | 21 | .095 | 1 | 0 | 0 | 0 | 5 | 0 | 1 | 0 | 0 | 7.5 | | | | | |
| 22 | London, Emily | 5 | 20 | 10 | 44 | .227 | 0 | 0 | 0 | 0 | 1 | 4 | 0 | 12 | 0 | 2 | 23 | | | | |
| TM TEAM | | 5 | 0 | 0 | 0 | .000 | 0 | 0 | 0 | 0 | 0 | 0 | 0 | 0 | 0 | 0 | 0 | | | | |
| 4 | Vondran, Josie | 1 | 0 | 0 | 0 | .000 | 0 | 0 | 0 | 0 | 0 | 0 | 0 | 0 | 0 | 0 | 0 | | | | |
| 3 | Grunze, Mia | 1 | 0 | 0 | 1 | .000 | 0 | 0 | 0 | 0 | 0 | 0 | 0 | 0 | 0 | 0 | 0 | | | | |
| 16 | Powell, Adria | 1 | 0 | 0 | 0 | .000 | 0 | 0 | 0 | 0 | 0 | 0 | 0 | 0 | 0 | 0 | 0 | | | | |
| Totals | | 53 | 59 | 29 | 156 | .192 | 55 | 0 | 4 | 9 | 2 | 26 | 0 | 73 | 2 | 10 | 78.0 | | | | |

| Set | K | E | TA | % | Tie scores | 1 | 2 | 3 | 4 | 5 | Total |
|-----------|-----------|------------|-------------|-------|--------------|---|---|-----|-----|-----|-------|
| 1 | 8 | 7 | 31 | 0.032 | | 5 | 9 | 10 | 1 | | 30 |
| 2 | 8 | 6 | 26 | 0.077 | Lead changes | 1 | 5 | 233 | 177 | 167 | 583 |
| 3 | 18 | 7 | 38 | 0.289 | | | | | | | |
| 4 | 18 | 6 | 43 | 0.279 | | | | | | | |
| 5 | 7 | 5 | 18 | 0.222 | | | | | | | |
| 59 | 29 | 156 | .192 | | | | | | | | |

MATCH 6 - PENN STATE STATE 3, INDIANA 1



Site: State College, PA (Rec Hall)
Date: 2/19/2021 Attendance: 157 Time: 7:06 pm
Officials:

| Set Scores | 1 | 2 | 3 | 4 |
|--------------|----|----|----|----|
| Indiana (1) | 13 | 27 | 10 | 18 |
| Penn St. (3) | 25 | 25 | 25 | 25 |

Indiana (2-7,2-7 Big Ten)

| # | Player | SP | Attack | | | | PCT | Set | A | E | SA | SE | Block | | | Defence | DIG | BHE | Rec | RE | PTS |
|---------------|--------------------|-----------|-----------|-----------|------------|-------------|-----------|----------|----------|----------|----------|----------|----------|-----------|----------|----------|-------------|-----|-----|----|-----|
| | | | K | E | TA | PCT | | | | | | | BS | BA | BE | | | | | | |
| 8 | Westfeld, Brooke | 4 | 4 | 0 | 12 | .333 | 16 | 0 | 1 | 1 | 0 | 0 | 0 | 12 | 1 | 1 | 5 | | | | |
| 11 | Edwards, Breana | 4 | 9 | 4 | 30 | .167 | 0 | 1 | 0 | 0 | 0 | 1 | 0 | 2 | 0 | 0 | 9.5 | | | | |
| 19 | Zulauf, Ashley | 4 | 0 | 2 | 5 | -.400 | 0 | 0 | 0 | 0 | 0 | 0 | 0 | 6 | 0 | 0 | 0 | | | | |
| 21 | Fitzner, Emily | 4 | 1 | 0 | 1 | .000 | 18 | 0 | 0 | 0 | 0 | 0 | 0 | 4 | 1 | 0 | 1 | | | | |
| 14 | Armstrong, Haley | 4 | 0 | 0 | 0 | .000 | 4 | 0 | 0 | 0 | 0 | 0 | 0 | 7 | 0 | 0 | 0 | | | | |
| 3 | Stockham, Tommi | 4 | 15 | 11 | 44 | .091 | 0 | 0 | 2 | 0 | 0 | 0 | 1 | 10 | 0 | 0 | 15 | | | | |
| 15 | Kjolhede, Savannah | 4 | 1 | 1 | 5 | .000 | 0 | 0 | 0 | 1 | 1 | 0 | 0 | 2 | 0 | 0 | 2.5 | | | | |
| 16 | Geddes, Morgan | 4 | 7 | 10 | 26 | -.115 | 0 | 0 | 2 | 0 | 0 | 0 | 0 | 0 | 0 | 2 | 7 | | | | |
| 24 | Blackwell, Leyla | 4 | 3 | 2 | 12 | .083 | 0 | 0 | 0 | 0 | 0 | 0 | 0 | 0 | 0 | 0 | 3 | | | | |
| TM TEAM | | 4 | 0 | 0 | 0 | .000 | 0 | 0 | 0 | 0 | 0 | 0 | 0 | 0 | 0 | 0 | 0 | | | | |
| 13 | Oliphant, Sophie | 1 | 0 | 0 | 0 | .000 | 0 | 0 | 0 | 0 | 0 | 0 | 0 | 0 | 0 | 0 | 0 | | | | |
| 12 | Gosnell, Grae | 1 | 0 | 0 | 0 | .000 | 1 | 0 | 2 | 0 | 0 | 0 | 0 | 2 | 0 | 1 | 2 | | | | |
| Totals | | 42 | 40 | 30 | 135 | .074 | 39 | 1 | 3 | 5 | 1 | 2 | 1 | 45 | 2 | 5 | 45.0 | | | | |

| Set | K | E | TA | % |
|-----------|-----------|------------|-------------|--------|
| 1 | 11 | 8 | 32 | 0.094 |
| 2 | 14 | 9 | 39 | 0.128 |
| 3 | 3 | 8 | 31 | -0.161 |
| 4 | 12 | 5 | 33 | 0.212 |
| 40 | 30 | 135 | .074 | |

Penn St. (3-3,3-3 Big Ten)

| # | Player | SP | Attack | | | | PCT | Set | A | E | SA | SE | Block | | | Defence | DIG | BHE | Rec | RE | PTS |
|---------------|-------------------------|-----------|-----------|-----------|------------|-------------|-----------|----------|----------|-----------|----------|-----------|----------|-----------|----------|----------|-------------|-----|-----|----|-----|
| | | | K | E | TA | PCT | | | | | | | BS | BA | BE | | | | | | |
| 13 | Blossom, Gabby | 4 | 2 | 0 | 4 | .500 | 44 | 0 | 1 | 1 | 1 | 2 | 1 | 10 | 0 | 0 | 5 | | | | |
| 9 | Parker, Jonni | 4 | 18 | 2 | 37 | .432 | 1 | 0 | 3 | 1 | 0 | 1 | 1 | 7 | 0 | 0 | 21.5 | | | | |
| 23 | Hord, Kaitlyn | 4 | 8 | 0 | 14 | .571 | 0 | 0 | 0 | 0 | 0 | 4 | 0 | 0 | 0 | 0 | 10 | | | | |
| 15 | Hampton, Jenna | 4 | 0 | 0 | 0 | .000 | 6 | 0 | 2 | 0 | 0 | 0 | 0 | 11 | 0 | 0 | 0 | | | | |
| 16 | Gray, Serena | 4 | 13 | 4 | 22 | .409 | 1 | 0 | 2 | 1 | 2 | 0 | 0 | 2 | 0 | 0 | 16 | | | | |
| 0 | Fitzpatrick, Annie Cate | 4 | 5 | 14 | 14 | .143 | 0 | 0 | 0 | 0 | 1 | 0 | 0 | 8 | 0 | 0 | 6.5 | | | | |
| 2 | Bililovic, Maddy | 4 | 0 | 0 | 0 | .000 | 0 | 0 | 2 | 0 | 0 | 0 | 0 | 2 | 0 | 0 | 0 | | | | |
| 18 | Kudryashova, Anastasiya | 4 | 10 | 4 | 24 | .250 | 0 | 0 | 0 | 0 | 1 | 0 | 0 | 2 | 0 | 0 | 10.5 | | | | |
| TM TEAM | | 4 | 0 | 0 | 0 | .000 | 0 | 0 | 0 | 0 | 0 | 0 | 0 | 0 | 0 | 0 | 0 | | | | |
| 3 | Broughton, Keaton | 2 | 0 | 0 | 0 | .000 | 0 | 0 | 1 | 0 | 0 | 0 | 0 | 1 | 0 | 0 | 0 | | | | |
| 1 | Clark, Lauren | 1 | 0 | 0 | 0 | .000 | 0 | 1 | 0 | 0 | 0 | 0 | 0 | 2 | 0 | 0 | 2 | | | | |
| 19 | Oerther, Emily | 1 | 0 | 0 | 0 | .000 | 2 | 0 | 0 | 0 | 1 | 0 | 0 | 0 | 0 | 0 | 0.5 | | | | |
| 21 | Peed, Macall | 1 | 0 | 0 | 0 | .000 | 0 | 0 | 1 | 0 | 0 | 0 | 0 | 0 | 0 | 0 | 0 | | | | |
| Totals | | 41 | 57 | 15 | 121 | .347 | 54 | 0 | 5 | 10 | 4 | 12 | 2 | 51 | 0 | 3 | 72.0 | | | | |

| Set | K | E | TA | % | Tie scores | 1 | 2 | 3 | 4 | Total |
|-----|----|---|----|-------|------------|---|---|---|---|-------|
| 1 | 15 | 1 | 26 | 0.538 | | 1 | 6 | 3 | 4 | 14 |
| 2 | 13 | 7 | 39 | | | | | | | |

2020-21 PENN STATE WOMEN'S VOLLEYBALL

MATCH 9 - PURDUE 3, PENN STATE 1



Site: State College, PA (Rec Hall)
 Date: 3/5/2021 Attendance: 114 Time: 6:59 pm
 Officials:

| Set Scores | 1 | 2 | 3 | 4 |
|--------------|----|----|----|----|
| Purdue (3) | 25 | 26 | 21 | 25 |
| Penn St. (1) | 22 | 24 | 25 | 14 |

Purdue (9-4,9-4 Big Ten)

| # | Player | SP | Attack | | | | Set | Serve | Block | Defense | Rec | PTS | | | | | |
|---------------|----------------------|-----------|-----------|-----------|------------|-------------|-----------|----------|----------|----------|----------|-----------|----------|-----------|----------|-----------|-------------|
| | | | K | E | TA | PCT | | | | | | | | | | | |
| 2 | Bush, Hayley | 4 | 1 | 1 | 4 | .000 | 50 | 0 | 0 | 0 | 12 | 0 | 1.5 | | | | |
| 4 | Newton, Caitlyn | 4 | 16 | 11 | 58 | .086 | 0 | 0 | 2 | 0 | 1 | 0 | 16.5 | | | | |
| 19 | Otec, Jena | 4 | 0 | 0 | 0 | .000 | 1 | 0 | 0 | 0 | 0 | 21 | 0 | 3 | | | |
| 10 | Hornung, Marissa | 4 | 1 | 0 | 3 | .333 | 0 | 0 | 1 | 1 | 0 | 0 | 17 | 0 | 4 | | |
| 20 | Cleveland, Grace | 4 | 11 | 3 | 29 | .276 | 0 | 0 | 1 | 0 | 1 | 9 | 0 | 17.5 | | | |
| 11 | Terwilliger, Emma | 4 | 0 | 0 | 0 | .000 | 0 | 0 | 0 | 0 | 0 | 0 | 0 | 0 | | | |
| 18 | Johnson, Jael | 4 | 14 | 4 | 23 | .435 | 0 | 0 | 0 | 0 | 4 | 2 | 0 | 16 | | | |
| 5 | Chinn, Maddy | 4 | 7 | 1 | 19 | .316 | 0 | 0 | 0 | 1 | 1 | 0 | 1 | 8.5 | | | |
| 8 | Schermerhorn, Maddie | 4 | 0 | 0 | 0 | .000 | 1 | 0 | 0 | 0 | 0 | 5 | 0 | 2 | | | |
| 17 | Trammell, Taylor | 4 | 5 | 0 | 9 | .556 | 0 | 0 | 0 | 0 | 8 | 1 | 0 | 9 | | | |
| TM TEAM | | 4 | 0 | 0 | 0 | .000 | 0 | 0 | 0 | 0 | 0 | 0 | 0 | 0 | | | |
| Totals | | 44 | 55 | 20 | 145 | .241 | 52 | 0 | 3 | 3 | 2 | 24 | 2 | 75 | 0 | 10 | 72.0 |

| Set | K | E | TA | % |
|-----------|-----------|------------|-------------|-------|
| 1 | 17 | 4 | 35 | 0.371 |
| 2 | 14 | 4 | 34 | 0.294 |
| 3 | 13 | 8 | 46 | 0.109 |
| 4 | 11 | 4 | 30 | 0.233 |
| 55 | 20 | 145 | .241 | |

Penn St. (4-5,4-5 Big Ten)

| # | Player | SP | Attack | | | | Set | Serve | Block | Defense | Rec | PTS | | | | | |
|---------------|-------------------------|-----------|-----------|-----------|------------|-------------|-----------|----------|-----------|-----------|----------|-----------|----------|-----------|----------|----------|-------------|
| | | | K | E | TA | PCT | | | | | | | | | | | |
| 13 | Blossom, Gabby | 4 | 1 | 1 | 6 | .000 | 46 | 0 | 2 | 0 | 1 | 15 | 0 | 3.5 | | | |
| 9 | Parker, Jonni | 4 | 8 | 5 | 28 | .107 | 1 | 0 | 2 | 0 | 3 | 0 | 13 | 0 | 9.5 | | |
| 23 | Hord, Kaitlyn | 4 | 13 | 2 | 33 | .333 | 0 | 0 | 0 | 1 | 3 | 0 | 1 | 0 | 15.5 | | |
| 15 | Hampton, Jenna | 4 | 0 | 0 | 0 | .000 | 2 | 0 | 2 | 3 | 0 | 0 | 9 | 0 | 2 | | |
| 16 | Gray, Serena | 4 | 10 | 3 | 23 | .304 | 0 | 0 | 1 | 2 | 0 | 4 | 0 | 11 | | | |
| 0 | Fitzpatrick, Annie Cate | 4 | 10 | 4 | 31 | .194 | 0 | 0 | 3 | 3 | 0 | 2 | 0 | 11 | 0 | 14 | |
| 2 | Bilinovic, Maddy | 4 | 0 | 1 | 1 | -.000 | 0 | 0 | 1 | 0 | 0 | 0 | 0 | 7 | 0 | 1 | |
| 18 | Kudryashova, Anastasiya | 4 | 10 | 8 | 39 | .051 | 0 | 0 | 1 | 0 | 2 | 2 | 1 | 0 | 12 | | |
| TM TEAM | | 4 | 0 | 0 | 0 | .000 | 0 | 0 | 0 | 0 | 0 | 0 | 0 | 0 | 0 | | |
| 19 | Oerther, Emily | 2 | 0 | 0 | 0 | .000 | 1 | 0 | 0 | 0 | 0 | 0 | 0 | 1 | 1 | 0 | |
| 3 | Broughton, Keaton | 2 | 0 | 0 | 0 | .000 | 0 | 0 | 2 | 0 | 0 | 0 | 0 | 0 | 0 | 0 | |
| 1 | Clark, Lauren | 1 | 0 | 0 | 1 | .000 | 0 | 0 | 0 | 0 | 0 | 0 | 0 | 0 | 0 | 0 | |
| 21 | Peed, Macall | 1 | 0 | 0 | 0 | .000 | 0 | 0 | 1 | 0 | 0 | 0 | 0 | 0 | 0 | 0 | |
| 6 | Walls, Sophie | 1 | 0 | 0 | 0 | .000 | 0 | 0 | 0 | 0 | 0 | 0 | 0 | 1 | 0 | 0 | |
| 17 | Russell, Molly | 1 | 0 | 0 | 0 | .000 | 0 | 0 | 0 | 0 | 0 | 0 | 0 | 1 | 0 | 0 | |
| 20 | Holland, Allie | 1 | 0 | 0 | 1 | .000 | 0 | 0 | 0 | 0 | 0 | 1 | 0 | 0 | 0 | 0.5 | |
| Totals | | 44 | 52 | 24 | 163 | .172 | 50 | 0 | 10 | 14 | 1 | 16 | 2 | 59 | 1 | 3 | 71.0 |

| Set | K | E | TA | % |
|-----------|-----------|------------|-------------|--------|
| 1 | 14 | 5 | 41 | 0.22 |
| 2 | 15 | 7 | 40 | 0.2 |
| 3 | 15 | 3 | 42 | 0.286 |
| 4 | 8 | 9 | 40 | -0.025 |
| 52 | 24 | 163 | .172 | |

| Tie scores | 1 | 2 | 3 | 4 | Total |
|--------------|----|---|---|---|-------|
| Lead changes | 13 | 9 | 3 | 0 | 25 |
| | 5 | 5 | 2 | 0 | 12 |

MATCH 11 - PENN STATE 3, RUTGERS 0



Site: State College, PA (Rec Hall)
 Date: 3/12/2021 Attendance: 104 Time: 7:05 pm
 Officials:

| Set Scores | 1 | 2 | 3 |
|--------------|----|----|----|
| Rutgers (0) | 15 | 23 | 19 |
| Penn St. (3) | 25 | 25 | 25 |

Rutgers (2-11,2-11 Big Ten)

| # | Player | SP | Attack | | | | Set | Serve | Block | Defense | Rec | PTS | | | | | |
|---------------|----------------------|-----------|-----------|-----------|-----------|-------------|-----------|----------|----------|----------|----------|----------|----------|-----------|----------|----------|-------------|
| | | | K | E | TA | PCT | | | | | | | | | | | |
| 5 | McNamara, Shea | 3 | 6 | 3 | 14 | .214 | 0 | 0 | 0 | 0 | 1 | 0 | 0 | 7 | | | |
| 13 | Cieslik, Kamila | 3 | 8 | 2 | 22 | .273 | 2 | 0 | 2 | 1 | 0 | 0 | 0 | 3 | 10 | | |
| 1 | Kojadinovic, Bekka | 3 | 6 | 4 | 20 | .100 | 0 | 0 | 0 | 1 | 0 | 1 | 0 | 7 | 0 | 1 | |
| 10 | Balyko, Inna | 3 | 1 | 1 | 3 | .000 | 25 | 1 | 0 | 1 | 0 | 0 | 0 | 5 | 1 | 0 | |
| 7 | Maksimova, Anastasia | 3 | 7 | 6 | 30 | .033 | 0 | 0 | 0 | 2 | 0 | 1 | 1 | 5 | 0 | 2 | |
| 2 | Chitty, Madyson | 3 | 0 | 0 | 0 | .000 | 0 | 0 | 0 | 1 | 0 | 0 | 0 | 5 | 0 | 0 | |
| 16 | Grkovic, Tina | 3 | 2 | 2 | 7 | .000 | 2 | 0 | 1 | 0 | 1 | 2 | 0 | 2 | 0 | 5 | |
| TM TEAM | | 3 | 0 | 0 | 0 | .000 | 0 | 0 | 0 | 0 | 0 | 0 | 0 | 0 | 0 | 0 | |
| 33 | Painter, Mary Kate | 2 | 0 | 0 | 0 | .000 | 0 | 0 | 0 | 0 | 0 | 0 | 0 | 1 | 0 | 0 | |
| Totals | | 26 | 30 | 18 | 96 | .125 | 29 | 1 | 3 | 6 | 2 | 4 | 1 | 28 | 1 | 6 | 37.0 |

| Set | K | E | TA | % |
|-----------|-----------|-----------|-------------|-------|
| 1 | 8 | 6 | 33 | 0.061 |
| 2 | 12 | 5 | 27 | 0.259 |
| 3 | 10 | 7 | 36 | 0.083 |
| 30 | 18 | 96 | .125 | |

Penn St. (6-5,6-5 Big Ten)

| # | Player | SP | Attack | | | | Set | Serve | Block | Defense | Rec | PTS | | | | | |
|---------------|-------------------------|-----------|-----------|-----------|-----------|-------------|-----------|----------|----------|-----------|----------|-----------|----------|-----------|----------|----------|-------------|
| | | | K | E | TA | PCT | | | | | | | | | | | |
| 13 | Blossom, Gabby | 3 | 1 | 1 | 3 | .000 | 34 | 0 | 0 | 0 | 0 | 0 | 0 | 0 | 1 | | |
| 9 | Parker, Jonni | 3 | 9 | 4 | 19 | .263 | 0 | 0 | 1 | 2 | 0 | 3 | 1 | 6 | 1 | 11.5 | |
| 23 | Hord, Kaitlyn | 3 | 12 | 1 | 22 | .500 | 0 | 0 | 0 | 0 | 0 | 4 | 0 | 0 | 0 | 14 | |
| 15 | Hampton, Jenna | 3 | 0 | 0 | 0 | .000 | 2 | 0 | 1 | 2 | 0 | 0 | 0 | 11 | 0 | 1 | |
| 16 | Gray, Serena | 3 | 8 | 1 | 10 | .700 | 1 | 0 | 1 | 0 | 0 | 4 | 0 | 1 | 0 | 11 | |
| 0 | Fitzpatrick, Annie Cate | 3 | 7 | 2 | 17 | .294 | 0 | 1 | 2 | 2 | 1 | 3 | 0 | 3 | 0 | 11.5 | |
| 2 | Bilinovic, Maddy | 3 | 0 | 0 | 1 | .000 | 2 | 0 | 1 | 2 | 0 | 0 | 0 | 7 | 0 | 1 | |
| 18 | Kudryashova, Anastasiya | 3 | 5 | 2 | 15 | .200 | 0 | 0 | 2 | 0 | 2 | 0 | 0 | 3 | 1 | 2 | |
| TM TEAM | | 3 | 0 | 0 | 0 | .000 | 0 | 0 | 0 | 0 | 0 | 0 | 0 | 0 | 0 | 0 | |
| 1 | Clark, Lauren | 1 | 1 | 1 | 2 | .000 | 0 | 0 | 0 | 0 | 0 | 0 | 0 | 0 | 0 | 0 | |
| 19 | Oerther, Emily | 1 | 0 | 0 | 0 | .000 | 1 | 0 | 0 | 0 | 0 | 0 | 0 | 0 | 0 | 0 | |
| 21 | Peed, Macall | 1 | 0 | 0 | 0 | .000 | 0 | 0 | 0 | 0 | 0 | 0 | 0 | 0 | 0 | 0 | |
| 6 | Walls, Sophie | 1 | 0 | 0 | 0 | .000 | 0 | 0 | 0 | 0 | 0 | 0 | 0 | 1 | 0 | 0 | |
| 3 | Broughton, Keaton | 1 | 0 | 0 | 0 | .000 | 0 | 0 | 0 | 0 | 0 | 0 | 0 | 0 | 0 | 0 | |
| Totals | | 32 | 43 | 12 | 89 | .348 | 40 | 1 | 6 | 10 | 1 | 16 | 1 | 36 | 1 | 3 | 58.0 |

| Set | K | E | TA | % |
|-----------|-----------|-----------|-------------|-------|
| 1 | 15 | 4 | 28 | 0.293 |
| 2 | 13 | 4 | 23 | 0.391 |
| 3 | 15 | 4 | 38 | 0.289 |
| 43 | 12 | 89 | .348 | |

| Tie scores | 1 | 2 | 3 | Total |
|--------------|---|----|---|-------|
| Lead changes | 5 | 11 | 3 | 19 |
| | 2 | 6 | 1 | 9 |

MATCH 10 - PENN STATE 3, PURDUE 1



Site: State College, PA (Rec Hall)
 Date: 3/6/2021 Attendance: 176 Time: 2:02 pm
 Officials:

| Set Scores | 1 | 2 | 3 | 4 |
|--------------|----|----|----|----|
| Purdue (1) | 19 | 25 | 21 | 23 |
| Penn St. (3) | 25 | 16 | 25 | 25 |

Purdue (9-5,9-5 Big Ten)

| # | Player | SP | Attack | | | | Set | Serve | Block | Defense | Rec | PTS | | | |
|----|----------------------|----|--------|----|----|--------|-----|-------|-------|---------|-----|-----|----|------|-----|
| | | | K | E | TA | PCT | | | | | | | | | |
| 2 | Bush, Hayley | 4 | 2 | 0 | 3 | .667 | 39 | 0 | 1 | 1 | 2 | 0 | 13 | 0 | 1 |
| 4 | Newton, Caitlyn | 4 | 16 | 10 | 51 | .118 | 0 | 0 | 2 | 2 | 0 | 6 | 0 | 2 | 20 |
| 19 | Otec, Jena | 4 | 0 | 0 | 0 | .000 | 5 | 0 | 1 | 0 | 0 | 0 | 16 | 0 | 1 |
| 10 | Hornung, Marissa | 4 | 0 | 0 | 1 | .000 | 2 | 0 | 0 | 0 | 0 | 0 | 10 | 0 | 1 |
| 20 | Cleveland, Grace | 4 | 13 | 5 | 32 | .286 | 0 | 0 | 0 | 0 | 5 | 6 | 0 | 15.5 | |
| 11 | Terwilliger, Emma | 4 | 0 | 0 | 0 | .000 | 0 | 0 | 0 | 0 | 0 | 0 | 0 | 0 | 0 |
| 18 | Johnson, Jael | 4 | 6 | 3 | 19 | .158 | 0 | 0 | 0 | 1 | 1 | 5 | 2 | 0 | 9.5 |
| 5 | Chinn, Maddy | 4 | 8 | 4 | 27 | .148 | 0 | 0 | 0 | 0 | 2 | 0 | 3 | 0 | 9 |
| 8 | Schermerhorn, Maddie | 4 | 0 | 0 | 0 | .000</ | | | | | | | | | |

2020-21 PENN STATE WOMEN'S VOLLEYBALL

2020 Penn State University Women's Volleyball Overall Statistics (as of Mar 13, 2021)

Overall Record: 7-5 Conf: 7-5 Home: 7-2 Away: 0-3 Neutral: 0-0

| # | Player | SP | Attack | | | | | Set | | Serve | | | RE | Dig | | Block | | | | | PTS | |
|----|-------------------------|-----------|------------|--------------|------------|-------------|-------------|------------|--------------|-----------|------------|-------------|-----------|------------|--------------|-----------|------------|--------------|-------------|-----------|-----------|--------------|
| | | | K | K/S | E | TA | Pct | A | A/S | SA | SE | SA/S | | DIG | DIG/S | BS | BA | BLK | BLK/S | BE | | BHE |
| 0 | Fitzpatrick, Annie Cate | 47 | 123 | 2.62 | 52 | 324 | .219 | 7 | 0.15 | 15 | 26 | 0.32 | 15 | 104 | 2.21 | 3 | 13 | 16.0 | 0.34 | 0 | 0 | 147.5 |
| 1 | Clark, Lauren | 4 | 4 | 1.00 | 3 | 13 | .077 | 0 | 0.00 | 3 | 0 | 0.75 | 0 | 2 | 0.50 | 0 | 0 | 0 | 0.00 | 0 | 0 | 7.0 |
| 2 | Bilinovic, Maddy | 44 | 0 | 0.00 | 2 | 3 | -.667 | 12 | 0.27 | 8 | 8 | 0.18 | 14 | 79 | 1.80 | 0 | 0 | 0 | 0.00 | 0 | 0 | 8.0 |
| 3 | Broughton, Keatan | 24 | 0 | 0.00 | 0 | 0 | .000 | 1 | 0.04 | 1 | 6 | 0.04 | 0 | 5 | 0.21 | 0 | 0 | 0 | 0.00 | 0 | 0 | 1.0 |
| 6 | Walls, Sophie | 4 | 0 | 0.00 | 0 | 0 | .000 | 0 | 0.00 | 0 | 0 | 0.00 | 0 | 1 | 0.25 | 0 | 0 | 0 | 0.00 | 0 | 0 | 0 |
| 8 | Flowers, Hannah | 4 | 7 | 1.75 | 0 | 13 | .538 | 0 | 0.00 | 0 | 0 | 0.00 | 2 | 0 | 0.00 | 0 | 1 | 1.0 | 0.25 | 0 | 0 | 7.5 |
| 9 | Parker, Jonni | 47 | 153 | 3.26 | 59 | 426 | .221 | 14 | 0.30 | 11 | 17 | 0.23 | 1 | 104 | 2.21 | 0 | 42 | 42.0 | 0.89 | 2 | 3 | 185.0 |
| 13 | Blossom, Gabby | 38 | 13 | 0.34 | 6 | 38 | .184 | 412 | 10.84 | 10 | 2 | 0.26 | 0 | 116 | 3.05 | 1 | 10 | 11.0 | 0.29 | 1 | 1 | 29.0 |
| 15 | Hampton, Jenna | 38 | 1 | 0.03 | 0 | 2 | .500 | 40 | 1.05 | 8 | 18 | 0.21 | 4 | 134 | 3.53 | 0 | 0 | 0 | 0.00 | 0 | 0 | 9.0 |
| 16 | Gray, Serena | 43 | 91 | 2.12 | 39 | 201 | .259 | 2 | 0.05 | 10 | 17 | 0.23 | 1 | 12 | 0.28 | 9 | 27 | 36.0 | 0.84 | 4 | 1 | 123.5 |
| 17 | Russell, Molly | 2 | 0 | 0.00 | 0 | 0 | .000 | 0 | 0.00 | 0 | 0 | 0.00 | 0 | 1 | 0.50 | 0 | 0 | 0 | 0.00 | 0 | 0 | 0 |
| 18 | Kudryashova, Anastasiya | 47 | 113 | 2.40 | 45 | 300 | .227 | 4 | 0.09 | 1 | 11 | 0.02 | 9 | 22 | 0.47 | 1 | 21 | 22.0 | 0.47 | 6 | 0 | 125.5 |
| 19 | Oerther, Emily | 18 | 6 | 0.33 | 0 | 13 | .462 | 91 | 5.06 | 4 | 3 | 0.22 | 1 | 20 | 1.11 | 0 | 3 | 3.0 | 0.17 | 0 | 1 | 11.5 |
| 20 | Holland, Allie | 7 | 13 | 1.86 | 0 | 25 | .520 | 0 | 0.00 | 1 | 5 | 0.14 | 0 | 0 | 0.00 | 1 | 4 | 5.0 | 0.71 | 1 | 0 | 17.0 |
| 21 | Peed, Macall | 28 | 0 | 0.00 | 0 | 1 | .000 | 3 | 0.11 | 1 | 4 | 0.04 | 3 | 31 | 1.11 | 0 | 0 | 0 | 0.00 | 0 | 0 | 1.0 |
| 23 | Hord, Kaitlyn | 47 | 111 | 2.36 | 17 | 240 | .392 | 5 | 0.11 | 0 | 0 | 0.00 | 1 | 4 | 0.09 | 6 | 59 | 65.0 | 1.38 | 1 | 0 | 146.5 |
| TM | Team | 47 | 0 | 0.00 | 0 | 0 | .000 | 0 | 0.00 | 0 | 0 | 0.00 | 0 | 0 | 0.00 | 0 | 0 | 0 | 0.00 | 0 | 0 | 0 |
| | Totals | 47 | 635 | 13.51 | 223 | 1599 | .258 | 591 | 12.57 | 73 | 117 | 1.55 | 51 | 635 | 13.51 | 21 | 180 | 111.0 | 2.36 | 15 | 6 | 819.0 |
| | Opponents | 47 | 565 | 12.02 | 265 | 1578 | .190 | 538 | 11.45 | 51 | 71 | 1.09 | 73 | 645 | 13.72 | 17 | 160 | 97.0 | 2.06 | 25 | 13 | 713.0 |

| Team Statistics | PSU | OPP |
|-------------------------|-------|------|
| ATTACK | | |
| Kills | 635 | 565 |
| Errors | 223 | 265 |
| Total Attacks | 1599 | 1578 |
| Attacks Pct | .258 | .190 |
| Kills/Set | 13.5 | 12.0 |
| SET | | |
| Assists | 591 | 538 |
| Assists Per Set | 12.6 | 11.4 |
| SERVE | | |
| Aces | 73 | 51 |
| Errors | 117 | 71 |
| Aces Per Set | 1.6 | 1.1 |
| SERVE/RECEPTIONS | | |
| Errors | 51 | 73 |
| Errors Per Set | 1.1 | 1.6 |
| DEFENSE | | |
| Digs | 635 | 645 |
| Digs Per Set | 13.5 | 13.7 |
| BLOCKING | | |
| Solo | 21 | 17 |
| Assists | 180 | 160 |
| Blocks | 111.0 | 97.0 |
| Blocks Per Set | 2.4 | 2.1 |
| Errors | 15 | 25 |
| Ball Handling Errors | 6 | 13 |
| ATTENDANCE | | |
| Total | 1,030 | 111 |
| Dates-Avg Per Date | 9/114 | 3/37 |
| Neutral Site #-Avg | 0/ | - |

| C | Date | Opponent | W | L | Score | Score by Set | Att. |
|---|-----------|--------------|---|-----|-----------------------------------|--------------|------|
| * | 2/05/2021 | ILLINOIS | W | 3-1 | 25-20, 17-25, 25-20, 25-20 | | 0 |
| * | 2/06/2021 | ILLINOIS | W | 3-2 | 25-16, 27-29, 26-28, 25-15, 15-8 | | 136 |
| * | 2/13/2021 | at Minnesota | L | 1-3 | 27-29, 23-25, 25-23, 18-25 | | 0 |
| * | 2/14/2021 | at Minnesota | L | 2-3 | 19-25, 25-16, 25-17, 15-25, 10-15 | | 0 |
| * | 2/17/2021 | at Ohio St. | L | 2-3 | 25-17, 25-13, 23-25, 22-25, 8-15 | | 111 |
| * | 2/19/2021 | INDIANA | W | 3-1 | 25-13, 25-27, 25-10, 25-18 | | 157 |
| * | 2/20/2021 | INDIANA | W | 3-0 | 25-15, 25-21, 25-22 | | 148 |
| * | 3/03/2021 | OHIO ST. | L | 0-3 | 18-25, 20-25, 23-25 | | 86 |
| * | 3/05/2021 | PURDUE | L | 1-3 | 22-25, 24-26, 25-21, 14-25 | | 114 |
| * | 3/06/2021 | PURDUE | W | 3-1 | 25-19, 16-25, 25-21, 25-23 | | 176 |
| * | 3/12/2021 | RUTGERS | W | 3-0 | 25-15, 25-23, 25-19 | | 104 |
| * | 3/13/2021 | RUTGERS | W | 3-0 | 25-11, 25-20, 25-16 | | 109 |

* = Conference game