



# 2019 MARYLAND FOOTBALL



## GAME INFO

**TELEVISION** FOX SPORTS 1  
 Tim Brando (pxp)  
 Spencer Tillman (analyst)  
 Coley Harvey (sideline)

**MARYLAND SPORTS RADIO NETWORK**  
 Johnny Holliday (pxp) / 41st season  
 CJ Brown (analyst) / 1st season  
 LaMont Jordan (analyst) / 2nd season  
 105.7FM (Balt.) / 980AM (DC)  
 TuneIn Radio App  
 Sirius 108 / XM 195

## 2019 SCHEDULE

DATE	OPPONENT	TIME
A31	HOWARD <sup>BTN</sup>	W, 79-0
S7	#21 SYRACUSE <sup>ESPN</sup>	W, 63-20
S14	at Temple <sup>CBSSN</sup>	L, 17-20
S27	#12 PENN STATE * <sup>FS1</sup>	8:00 PM
O5	at Rutgers *	TBA
O12	at Purdue *	Noon
O19	INDIANA *	TBA
O26	at Minnesota * <sup>ABC/ESPN/ESPN2</sup>	TBA
N2	MICHIGAN* &	Noon
N9	at Ohio State *	TBA
N23	NEBRASKA *	TBA
N30	at Michigan State *	TBA

ALL CAPS indicates home game; \*Big Ten game; & Homecoming game; All times Eastern

## WITH A WIN...

### MARYLAND WILL:

- Defeat second consecutive ranked opponent
- Win fourth straight primetime game
- Win second straight primetime game at home
- Begin season at least 3-1 for the fourth year in a row
- Begin Big Ten play 1-0 for the fourth year in a row
- Improve to 12-3 in August & September since 2016

## SETTING THE STAGE

### MARYLAND

2019 Record: 2-1 (0-0 B1G)  
 Head Coach: Michael Locksley (Towson '92)  
 Record at Maryland: 3-6  
 Top Passer: Josh Jackson (Jr.) / 724 yds / 8 TDs  
 Top Rusher: Anthony McFarland Jr. (So.) / 225 yds / 5 TDs  
 Top Receiver: Dontay Demus Jr. (So.) / 167 yds / 2 TDs  
 Top Tackler: Antoine Brooks Jr. (Sr) / 25 TT / 1 PBU / 1 FR

### #12 PENN STATE

2019 Record: 3-0 (0-0 B1G)  
 Head Coach: James Franklin (East Stroudsburg '95)  
 Record at Penn State: 48-21  
 Top Passer: Sean Clifford (Jr.) / 781 yds / 6 TDs  
 Top Rusher: Journey Brown (Jr.) / 175 yds / 2 TD  
 Top Receiver: K.J. Hamler (Jr.) / 10 rec / 245 yds / 2 TDs  
 Top Tackler: Jan Johnson (Gr.) / 21 TT / 1.0 TFLs / 1 FF

## WHAT YOU NEED TO KNOW

1

The Maryland football team will host No. 12 Penn State on Friday, September 27 in both teams Big Ten opener. The game will kickoff at 8:00 p.m. at Capital One Field at Maryland Stadium and will be broadcast on FS1.

4

Maryland has consistently gotten off to a good start in conference play, posting a 4-1 record in the Big Ten opener since joining the conference in 2014. The Terps have defeated Minnesota in each of the last two seasons (42-13, 2018; 31-24, 2017), topped Purdue in 2016 (50-7) and won at Indiana (37-15) in Maryland's first ever Big Ten game in 2014.

8

Junior transfer quarterback **Josh Jackson** has had an impressive start to his Terrapin career, throwing eight touchdowns on 51-of-100 passing for 724 yards through three games. Jackson is the first Terrapin quarterback to throw for eight touchdowns in the first two games of a season since at least 1977.

8

Through three games, Maryland is averaging 277.3 yards on the ground, the eighth best average in the country and the best in the Big Ten. **Anthony McFarland Jr.** has five rushing touchdowns, with at least one in each game, the 12th best mark in the country. Six different Terps have scored a rushing touchdown, the most rushers with a TD in the Big Ten.

13

The Maryland defense has tallied 13 sacks through three games, the sixth highest total in the country and the Terrapins most over a three-game span since Maryland finished the year with 15 (3 at Nebraska, 7 vs. Rutgers, 5 vs. Boston College) in 2016. LB **Keandre Jones** has 3.5 to lead the Terps, the eighth highest total in the country.

15

Maryland has forced a turnover in 15 straight contests, the fourth-longest streak in the FBS, trailing only Houston (21), Mississippi State (20) and Syracuse (18). The Terps, who notched a takeaway in every game last season continued the streak last week at Temple, forcing three turnovers, one by way of a S **Antoine Brooks Jr.** recovered fumble, one by LB **Chance Campbell's** first career interception and a third by a fumble forced by S **Jordan Mosley** and recovered by CB Marcus Lewis.

43

The 43 point differential in the Terps last home game, a 63-20 win over #21 Syracuse, was the largest margin of victory in a win by an unranked team over a ranked team in 20 years, since Oklahoma beat #13 Texas A&M, 51-6 in 1999. The 43 point differential is the seventh-best all-time from an unranked team's defeat of a ranked team. Maryland has outscored its opponents by a combined 119 points this season.

159

Maryland's 159 points this season are the most through any three successive games in Maryland history, surpassing the previous mark of 138 (1954 vs. George Washington 48-6 and Missouri 74-13). The Terps 142 points in the first two games was tied for the most through the first two games in a season by a Big Ten team since 1936 (Ohio State, 1996) and the third most by any FBS team over that span, trailing only Ole Miss' 149 in 2015 and Florida's 143 in 1994.

## STREAKS

### Starts at Maryland:

OL Sean Christie (27)  
 LB Antoine Brooks Jr. (26)  
 TE Tyler Mabry (33)

### Career Starts:

### Games with a takeaway:

15

### Games recovering a fumble:

5

### Night games won:

4

### Years starting 1-0 in the Big Ten:

3

## SOCIAL MEDIA

**Twitter:** @TerpsFootball  
 @CoachLocks

**Instagram:** @TerpsFootball  
 @CoachLocks

**Facebook:** /MarylandFootball

**YouTube:** /MarylandAthletics

## CONTACT

**Dustin Semonavick**  
 (Asst. AD/FB Communications)  
 Email: dustin@umd.edu  
 O: 301-314-7065 // C: 757-544-8393

**Ben Kessler**  
 (Secondary Football)  
 Email: bkessle1@umd.edu  
 O: 301-314-7068 // C: 908-770-3059

# #12 PENN STATE: AT A GLANCE

## 2019 RECORD: 3-0, 0-0 B1G

Home: 3-0; Away: 0-0; Neutral: 0-0

## 2018 RECORD: 9-4, 6-3 B1G

Home: 5-2; Away: 4-2; Neutral: 0-1

### 2019 SCHEDULE

Aug. 31	Idaho	W, 79-7
Sept. 7	Buffalo	W, 45-13
Sept. 14	Pittsburgh	W, 17-10
Sept. 27	at Maryland *	8:00 p.m.
Oct. 5	Purdue *	12:00 p.m.
Oct. 12	at Iowa *	TBA
Oct. 19	Michigan *	TBA
Oct. 26	at Michigan State *	TBA
Nov. 9	at Minnesota *	8 pm
Nov. 16	Indiana *	TBA
Nov. 23	at Ohio State *	TBA
Nov. 30	Rutgers *	TBA

### 2019 STAT LEADERS

Rushing	No.	Yds.	Avg.	Lg.	TD
Journey Brown	21	175	8.3	85	2
Devyn Ford	12	117	9.8	81	2

Passing	C-A-I	Pct.	Yds.	Lg.	TD
Sean Clifford	44-75-0	58.7%	781	56	6

Receiving	No.	Yds.	Lg.	TD
KJ Hamler	10	245	53	2
Jahan Dotson	7	143	56	2

Defense	U-A	Total	Sacks	TFL
Jan Johnson	6-15	21	1.0-5	1.0
Micah Parsons	10-10	20	0.0-0	4.0

## SERIES HISTORY:

### Maryland vs. Penn State

Series: Maryland trails 2-38-1

Home: 1-13

Last Meeting: November 24, 2018 (PSU, 38-3)

### LAST FIVE MEETINGS

Year	Site	Result	Final
2018	Penn State	L	3-38
2017	Maryland	L	3-66
2016	Penn State	L	14-38
2015	Baltimore	L	30-31
2014	Penn State	W	20-19

### THE LAST TIME

#### 100-Yard Receiver

D.J. Moore, 100 yards (11/25/17)

#### 100-Yard Rusher

Perry Hills, 124 yards (10/24/15)

#### Interception

William Likely, 1 (11/1/14)

## MARYLAND-PENN STATE CONNECTIONS

### COACHING

· Penn State HC James Franklin coached at Maryland from 2000-04 and again from 2008-10, coaching alongside Maryland HC Mike Locksley from 2000-02

· Penn State Co-DC/Safeties Coach Tim Banks coached at Maryland from 2003-06

· Penn State TE Coach Tyler Bowen played football at Maryland and coached Maryland's offensive line in 2017

### AREA

· Maryland has six players from the state of Pennsylvania

· Penn State has 13 players from the state of Maryland

### HOMETOWN

· Maryland DL Bryce Brand and Penn State CB Donovan Johnson are both from Detroit, Mich.

· Maryland DL Oluwaseun Oluwatimi, WR Isaiah Hazel and Penn State CB Tariq Castro-Fields, CB Makai Self are all from Upper Marlboro, Md.

· Maryland LB Durell Nchami and Penn State LB Cam Brown, DT Dvon Ellies are both from Burtonsville, Md.

· Maryland WR Dino Tomlin and Penn State S Jaquan Brisker, CB Daequan Hardy are all from Pittsburgh, Pa.

· Maryland DL Keiron Howard and Penn State WR Daniel George are both from Fort Washington, Md.

· Maryland DL Anthony Booker Jr. and Penn State QB Sean Clifford, DT Aeneas Hawkins are all from Cincinnati, Ohio



WR Brian Cobbs at Penn State, 11/24/18

· Maryland DB Kenny Bennett and Penn State DE Shaka Toney are both from Philadelphia, Pa.

· Maryland WR Justin Brown and Penn State S Tawe Tawe are both from Hillsborough, N.J.

· Maryland TE Zack Roski and Penn State DE Shane Simmons are both from Laurel, Md.

· Maryland LB Deshawn Holt, LB Kareem Blount and Penn State OL Rasheed Walker are all from Waldorf, Md.

· Maryland LS James Rosenberry and Penn State DT Antonio Shelton are both from Columbus, Ohio

· Maryland DB Nick Cross, OL Spencer Anderson, OL Tyler Hamilton and Penn State WR Cam Sullivan-Brown are all from Bowie, Md.

· Maryland OL Jaelyn Duncan and Penn State DT PJ Mustipher are both from Owings Mills, Md.

### HIGH SCHOOL

· 12 Maryland players and Penn State DE Shane Simmons all played at DeMatha HS in Hyattsville, Md.

· Maryland DB Kareem Montgomery, K Mike Shinsky, LB Wyatt Cook, OL Ellis McKennie, WR DeJuan Ellis and Penn State OL Will Knutsson, DT Dvon Ellies, DT PJ Mustipher all played at McDonogh School in Owings Mills, Md.

· Maryland LB Shaq Smith, TE Tyler Mabry and Penn State WR KJ Hamler, RB Noah Cain and CB Makai Self all played at IMG Academy in Bradenton, Fla.

· Maryland WR Justin Brown and Penn State S Tawe Tawe both played at Hillsborough HS in Hillsborough, N.J.

· Maryland TE Zack Roski, OL Tyler Hamilton and Penn State WR Cam Sullivan-Brown all played at Saint Vincent Pallotti HS in Laurel, Md.



## ON THE OFFENSE

## By The Numbers

1

Each Maryland-Penn State game that head coach Michael Locksley has been a part of has been decided by **one point**, with the Terps winning 20-19 with Locksley as the offensive coordinator in 2014, coming back from a 16-7 third quarter deficit, and falling narrowly, 30-31, when Locksley was the interim head coach in 2015.

3

TE **Tyler Mabry** has caught a touchdown pass in each of the first three games of the season, the first Maryland tight end to do so since Vernon Davis in 2005 (at North Carolina, #23 Boston College, at NC State) and the first time any player has done so since WR DJ Moore in the first three games of 2017 (at #23 Texas, Towson, UCF).

4

QB **Josh Jackson's four** touchdowns in his Maryland debut vs. Howard (8/31) tied for the most touchdowns ever thrown in a Maryland debut (Mark Manges vs. Villanova, 1975). Jackson's **four** touchdowns, all in the first half, are the most by a Terrapin quarterback in the first half since at least 1977. Jackson is also the first Maryland quarterback to throw four touchdowns in a game since Caleb Rowe on Sept. 19, 2015 vs. South Florida.

4

Sophomore **Anthony McFarland Jr.** became the first freshman in Maryland history to record **four** 100-yard rushing games last season, including back-to-back 200 yard games against Indiana (210) and Ohio State (298). McFarland also had 100-yard games against Temple (9/15) and Minnesota (9/22) and finished the season with the most rushing yards (1,034) by a freshman in program history. The Maryland native also averaged 7.9 yards per carry, the sixth best mark in the country and the highest mark among all FBS freshman backs.

5

Maryland had 11 rushing touchdowns in the first two games of the season, **five** against Howard and six against #21 Syracuse. This marks the first time since at least 1977 that the Terps have had at least five rushing touchdowns in consecutive games.

8

Maryland currently has **eight** student-athletes who have earned an undergraduate degree, the 20th highest total among power-five teams. OL **Sean Christie**, LB **Isaiah Davis**, RB **Jake Funk**, QB **Josh Jackson**, DL **Brett Kulka**, TE **Tyler Mabry**, OL **Ellis McKennie** and LB **Shaq Smith**. All **eight** are pursuing a graduate degree.

13

The Terps have **13** former players on an NFL roster in Week Four of the 2019 season led by back-to-back first round picks WR DJ Moore and S Darnell Savage Jr., NFL top-100 star WR Stefon Diggs, pro-bowler DL Yannick Ngakoue and super bowl champions TE Vernon Davis and CB JC Jackson. Maryland has three rookies that made NFL rosters: Savage Jr. (GB), DL Byron Cowart (NE) and RB Ty Johnson (DET) and another OL Derwin Gray (PIT) on the practice squad.

## ON THE OFFENSE

## By The Numbers

**42**

Maryland's **42** first half points vs. #21 Syracuse were the most for the Terps against a Power Five opponent since scoring 45 against North Carolina on November 1, 2003. The **42** points are the most in a half against a ranked opponent since Maryland scored **42** in the second half to complete a comeback against #6 Miami on November 10, 1984.

**63**

Maryland's **63** points against #21 Syracuse (9/7) are its most ever against a ranked opponent and the second time in as many seasons that the Terps put up **63** against a Power Five opponent (Illinois, 10/27/18).

**73.3**

Maryland went 11-for-15 on third down against #21 Syracuse, a **73.3** percentage, its highest in a single game since the Terps went 16-for-20 (80-percent) against Duke on September 25, 2004.

**78.6**

Dating back to the beginning of the 2016 season, Maryland has won **78.6** percent of its games in August and September, an 11-3 record. The Terps have started the season 2-0 in each of the past four seasons and have beaten a ranked team in each of the last three (#23 Texas - 2017, 2018; #21 Syracuse - 2019), Maryland's longest streak since 2006-08.

**79**

The Terps scored **79** points in their week one win over Howard, the second-most ever by a Maryland team and the fifth-most in the FBS over the past six seasons. The 79 points were only one-point shy of the Maryland record, set in 1927 against Washington College.

**100**

WR **Dontay Demus Jr.** had a strong start to the season, catching three balls for **100** yards and two touchdowns, Maryland's first 100-yard receiver since DJ Moore in the 2017 finale against Penn State (11/26). Demus' two touchdowns each came from a different quarterback, first a 26-yard pass to open the scoring from Josh Jackson and then a 62-yard bomb from Tyrrell Pigrome, making him the first Maryland WR with two receiving touchdowns in the same game also since DJ Moore (Northwestern, 10/14/17).

**537.7**

Maryland is averaging **537.7** yards per game through three games, the highest yardage mark in the Big Ten and 10th-highest in the country.

**3,691**

The powerful Maryland running back corps has four tailbacks who have combined for **3,691** yards thus far in their careers. Led by **Anthony McFarland Jr.** who has starred thus far in his career with 1,259 yards, **Lorenzo Harrison (1,401)**, **Javon Leake (561)** and **Tayon-Fleet Davis (470)** have all contributed to the powerful Maryland rushing attack.

## ON THE DEFENSE/ST

## By The Numbers

0

Maryland's defense was lights out against Howard in Week One, **shutting them out** and holding the Bison to only 68 yards of offense. The shutout was Maryland's first since September 21, 2013 against West Virginia.

1

Placekicker **Joseph Petrino** converted on 85.7 percent of his kicks in his freshman season (12-for-14), the **highest** percentage among Big Ten kickers. Petrino was true on his first 11 field goal attempts of the season, the last kicker in the country to remain perfect on field goal attempts. Now a sophomore, Petrino has converted on all 18 PATs thus far this season.

1

WR **DJ Turner** returned a punt 40 yards to the house in the second quarter against Howard, the **first** Terrapin punt return touchdown since Teldrick Morgan (83 yards) vs. Rutgers on November 26, 2016. Turner notched another impressive return at Temple, returning a punt 55 yards in the fourth quarter.

3.5

LB **Keandre Jones** is tied for the 14th -most sacks in the country with **3.5** through two games. Jones had a career-high two sacks vs. #21 Syracuse, one in each half, to pair with his forced fumble. Jones's **3.5** sacks rank third in the Big Ten.

4

Maryland has **four** transfers listed as starters on the team's current two-deep, two on defense and two on offense. On defense: linebackers **Keandre Jones** and **Shaq Smith** enter the fold, both coming from top programs, Jones from Ohio State and Smith fresh off a national championship at Clemson. On offense: the Terps starting quarterback **Josh Jackson** comes from Virginia Tech, where he set countless freshman program records in 2017 and the Terps starting tight end **Tyler Mabry** comes from the Buffalo where he earned 2018 First Team All-Mid American Conference honors. Jones and Smith each posted a sack and combined for seven tackles in their Maryland debut last week, while Jones tallied seven tackles, two sacks and a forced fumble last week vs. #21 Syracuse.

17

S Darnell Savage Jr. was drafted 21st overall by the Green Bay Packers in the NFL Draft this past April, making him the **17th** player in program history to be selected in the first round. Maryland has now had first round draft picks in **back-to-back** years for the first time since 2005-06 (Shawne Merriman (2005) and Vernon Davis (2006)). WR DJ Moore was the first wide receiver off the board in 2017 at No. 24 overall, and Savage was the first safety off the board in 2018 at No. 21.

23.9

Maryland has held its opponents to just 11-of-46 on third down this season, a **23.9** percentage. This gives Maryland the sixth best third down defense in the country.

68

The Terps held Howard to just **68** yards of offense in Week One, the lowest total by a Maryland opponent since at least 1977 and the lowest total offense mark by any team throughout the country in Week One. The Bison ran for only one yard, also the lowest total by a Terrapin opponent since at least 1977 and tying Syracuse for the third lowest total allowed throughout the country in Week One, trailing only Michigan State and Syracuse.

2019 SCORING DRIVES

Opp.	Plays	Yards	TOP	Result	Qrt.	Time	Scoring Play	QB
HOW	1	26	0:07	TD	1	11:07	Demus Jr. 26yd rec.	Jackson
HOW	3	13	0:51	TD	1	6:53	McFarland 2yd run	Jackson
HOW	6	63	1:56	TD	1	3:16	Okonkwo 4yd rec.	Jackson
HOW	2	55	0:22	TD	1	1:28	McFarland 6yd run	Jackson
HOW	3	22	1:09	TD	2	13:44	Nelson 6yd rec.	Jackson
HOW	-	40	-	TD	2	8:50	Turner 40yd punt ret.	-
HOW	2	63	0:36	TD	2	6:15	Demus Jr. 62yd rec.	Pigrome
HOW	9	66	3:14	TD	2	1:30	Mabry 24yd rec.	Jackson
HOW	4	42	1:28	TD	3	12:10	Pigrome 22yd run	Pigrome
HOW	-	-	-	SAF	3	10:10	Gater safety	-
HOW	6	49	2:18	TD	3	5:07	Funk 24yd run	Pigrome
HOW	10	89	5:01	TD	4	13:03	DeSue 5yd run	DeSue
SYR	5	67	1:37	TD	1	12:07	Mabry 7yd rec.	Jackson
SYR	5	32	2:02	TD	1	9:01	McFarland 3 yd run	Jackson
SYR	11	75	3:49	TD	1	0:46	Leake 3yd run	Jackson
SYR	2	20	0:10	TD	2	9:19	McFarland 20yd run	Jackson
SYR	8	75	2:28	TD	2	4:53	Carriere 15 yd rec.	Jackson
SYR	4	75	1:54	TD	3	13:06	Leake 64 yd run	Jackson
SYR	9	58	4:06	TD	4	8:13	Fleet-Davis 5yd run	Jackson
SYR	3	92	1:40	TD	4	2:24	Funk 10yd run	Pigrome
TEM	-	-	-	SAF	1	7:23	Team safety	-
TEM	11	86	4:34	TD	3	8:22	McFarland 4yd run	Jackson
TEM	7	73	2:37	TD	3	2:14	Mabry 17yd rec	Jackson
TEM	-	-	-	SAF	4	0:00	Team safety	-

2019 Game Captains

Opp.	HOW	SYR	TEM
	Ellis	Eley	Funk
		Oluwatimi	Jones
		Turner	Mabry
			McKennie

Terps on NFL Rosters

Jermaine Carter, Jr.	Carolina Panthers
Jon Condo	San Francisco 49ers
Byron Cowart	New England Patriots
Sean Davis	Pittsburgh Steelers
Vernon Davis *	Washington Redskins
Stefon Diggs	Minnesota Vikings
Trey Edmunds	Pittsburgh Steelers (practice)
Derwin Grey	Pittsburgh Steelers (practice)
JC Jackson *	New England Patriots*
Quinton Jefferson	Seattle Seahawks
Ty Johnson	Detroit Lions
DJ Moore	Carolina Panthers
Yannick Ngakoue	Jacksonville Jaguars
Darnell Savage Jr.	Green Bay Packers
Josh Woods	Chicago Bears

\* Super Bowl winner

# DEPTH CHART

(as of September 22, 2019)

## OFFENSE

<b>X</b>	<b>21</b>	<b>Darryl Jones</b>	<b>6-2</b>	<b>192</b>	<b>So.-1V</b>
	15	Brian Cobbs	6-2	202	So.-1V
<b>Z</b>	<b>7 (d)</b>	<b>Dontay Demus Jr.</b>	<b>6-3</b>	<b>200</b>	<b>So.-1V</b>
	83	Carlos Carriere	6-5	196	So.-1V
<b>OR</b>	85	Sean Nelson	6-0	188	So.-1V
<b>H</b>	<b>1</b>	<b>DJ Turner</b>	<b>5-9</b>	<b>206</b>	<b>Sr.-3V</b>
	29	Sean Savoy	5-9	184	Jr.-TR
<b>OR</b>	13	Rayshad Lewis	5-10	177	Jr.-2V
<b>Y</b>	<b>81</b>	<b>Tyler Mabry</b>	<b>6-4</b>	<b>248</b>	<b>Gr.-TR</b>
	9	Chigoziem Okonkwo	6-2	244	So.-1V
<b>T</b>	71	Jaelyn Duncan	6-6	323	RFr.-RS
<b>OR</b>	68	Ellis McKennie	6-3	310	Sr.-3V
<b>G</b>	<b>70</b>	<b>Sean Christie</b>	<b>6-4</b>	<b>294</b>	<b>Gr.-3V</b>
	52 (d)	Evan Gregory	6-4	308	RFr.-RS
<b>C</b>	<b>73</b>	<b>Johnny Jordan</b>	<b>6-1</b>	<b>305</b>	<b>Jr.-2V</b>
	55	Austin Fontaine	6-3	320	RFr.-RS
<b>G</b>	<b>68</b>	<b>Ellis McKennie</b>	<b>6-3</b>	<b>310</b>	<b>Sr.-3V</b>
	55	Austin Fontaine	6-3	320	RFr.-RS
<b>T</b>	<b>72</b>	<b>Marcus Minor</b>	<b>6-4</b>	<b>298</b>	<b>So.-1V</b>
	54	Spencer Anderson	6-5	318	RFr.-RS
<b>RB</b>	<b>5 (d)</b>	<b>Anthony McFarland</b>	<b>5-8</b>	<b>193</b>	<b>So.-1V</b>
	20 (d)	Javon Leake	6-0	206	Jr.-2V
<b>QB</b>	<b>17 (d)</b>	<b>Josh Jackson</b>	<b>6-2</b>	<b>218</b>	<b>Jr.-TR</b>
	3 (d)	Tyrrell Pigrome	5-10	209	Jr.-2V

## DEFENSE

<b>END</b>	<b>95</b>	<b>Lawtez Rogers</b>	<b>6-4</b>	<b>268</b>	<b>So.-1V</b>
	96	Brett Kulka	6-4	258	Sr.-3V
<b>NOSE</b>	<b>52 (d)</b>	<b>Oluwaseun Oluwatimi</b>	<b>6-1</b>	<b>294</b>	<b>Sr.-2V</b>
	98 (d)	Brandon Gaddy	6-3	311	So.-1V
<b>TACKLE</b>	<b>59</b>	<b>Keiron Howard</b>	<b>6-3</b>	<b>278</b>	<b>Sr.-3V</b>
	97 (d)	Sam Okuayinonu	6-1	285	Jr.-2V
<b>JACK</b>	<b>5 (d)</b>	<b>Shaq Smith</b>	<b>6-2</b>	<b>251</b>	<b>Gr.-TR</b>
	27	Bryce Brand	5-11	248	Jr.-2V
<b>MIKE</b>	<b>44</b>	<b>Chance Campbell</b>	<b>6-3</b>	<b>225</b>	<b>So.-1V</b>
	<b>22 (d)</b>	<b>Isaiah Davis</b>	<b>6-2</b>	<b>234</b>	<b>Sr.-3V</b>
<b>WILL</b>	<b>16</b>	<b>Ayinde Eley</b>	<b>6-3</b>	<b>226</b>	<b>So.-1V</b>
	23	Fa'Najae Gotay	5-10	221	RFr.-RS
<b>SAM</b>	<b>4 (d)</b>	<b>Keandre Jones</b>	<b>6-3</b>	<b>220</b>	<b>Gr.-TR</b>
	5 (d)	Shaq Smith	6-2	251	Gr.-TR
<b>CB</b>	<b>7 (d)</b>	<b>Tino Ellis</b>	<b>6-1</b>	<b>195</b>	<b>Sr.-3V</b>
	24	Kenny Bennett	6-2	199	So.-1V
<b>S</b>	<b>18 (d)</b>	<b>Jordan Mosley</b>	<b>6-1</b>	<b>210</b>	<b>So.-1V</b>
	11 (d)	Fofie Bazzie	5-11	199	So.-1V
<b>S</b>	<b>25</b>	<b>Antoine Brooks Jr.</b>	<b>5-11</b>	<b>215</b>	<b>Sr.-3V</b>
	14 (d)	Deon Jones	6-0	197	So.-1V
<b>OR</b>	3 (d)	Nick Cross	6-1	212	Fr.-HS
<b>CB</b>	<b>8 (d)</b>	<b>Marcus Lewis</b>	<b>6-1</b>	<b>197</b>	<b>Sr.-3V</b>
	33	Deonte Banks	6-1	192	Fr.-HS
<b>OR</b>	12	Vincent Flythe	5-11	179	RFr.-RS

## CAREER START CHART

OFFENSE		'15	'16	'17	'18	'19	Strk.	Car.
Player								
Christie		0	0	12	12	3	27	27
Cobbs		-	-	-	2	0	-	2
Demus Jr.		-	-	1	3	4	4	4
Duncan		-	-	-	2	2	2	2
Fleet-Davis		-	0	1	0	-	-	1
Jackson^		-	-	13	3	3	3	19
Jordan		-	-	6	3	5	9	9
D. Jones		-	-	0	3	3	3	3
Mabry&		3	12	14	3	3	32	32
McFarland		-	-	5	3	5	8	8
McKennie		0	0	3	1	-	-	4
Minor		-	-	1	3	3	3	7
Okonkwo		-	-	-	4	0	-	4
Pigrome		1	1	2	0	-	-	4
Savoy^		-	12	-	0	-	-	12
Turner		0	0	3	3	3	6	6

DEFENSE		'15	'16	'17	'18	'19	Strk.	Car.
Player								
Brand		-	-	-	0	1	0	1
Brooks.		0	11	12	3	23	26	26
I. Davis		-	1	9	11	3	15	24
Eley		-	-	-	1	3	3	4
Ellis		-	1	6	12	3	15	22
Howard		-	0	0	2	1	2	2
D. Jones		-	-	-	0	2	2	2
K. Jones		-	0	0	0	3	3	3
Kulka		0	5	1	0	-	-	6
Lewis, M.O!		5!	-	4	3	3	12	12
Mosley		-	-	-	0	3	3	3
Oluwatimi		-	0	0	1	2	3	4
Rogers		-	-	-	0	2	2	2
Smith		0	0	0	0	1	1	1

^ at Virginia Tech  
& at Buffalo  
! at Florida State

## SPECIALISTS



<b>K</b>	<b>27 (d)</b>	<b>Joseph Petrino</b>	<b>5-11</b>	<b>182</b>	<b>So.-1V</b>	
	38	Paul Inzerillo	5-7	181	Jr.-2V	
<b>KR</b>	<b>20 (d)</b>	<b>Javon Leake</b>	<b>6-0</b>	<b>206</b>	<b>Jr.-2V</b>	
	34	Jake Funk	5-10	177	Jr.-2V	
<b>P</b>	<b>99</b>	<b>Colton Spangler</b>	<b>6-1</b>	<b>169</b>	<b>Fr.-HS</b>	
	<b>OR</b>	<b>98 (d)</b>	<b>Anthony Pecorella</b>	<b>6-2</b>	<b>192</b>	<b>Fr.-HS</b>
<b>LS</b>	<b>47</b>	<b>James Rosenberry</b>	<b>5-11</b>	<b>209</b>	<b>So.-1V</b>	
	80	Noah Barnes	6-5	232	Jr.-2V	
<b>H</b>	41	Mike Shinsky	5-9	174	Sr.-2V	
<b>PR</b>	<b>1</b>	<b>DJ Turner</b>	<b>5-9</b>	<b>206</b>	<b>Sr.-3V</b>	
	<b>OR</b>	<b>13 (d)</b>	<b>Rayshad Lewis</b>	<b>5-10</b>	<b>177</b>	<b>Jr.-2V</b>
		5 (d)	Anthony McFarland	5-8	193	So.-1V



PROJECTED STARTERS: OFFENSE

- QB**  
**17**  **JOSH JACKSON • 6-2 • 218 • JR.-TR**  
 • Has eight TDs in first three games, the most by a Terp since at least 1977  
 • Threw for 245 yards and four TDs in Maryland debut, tied for the most ever in first game as Terp  
 • His four TDs in the first half vs. Howard are the most by a Terp since at least 1977.  
 • Transfer from VT; threw for 2,991 yards and 20 touchdowns and ran for 324 yards and six touchdowns in 2017
- 
- RB**  
**5**  **ANTHONY McFARLAND • 5-8 • 193 • SO.-1V**  
 • 2019 Maxwell Award Watch List; 2018 Second Team All-Big Ten (Media)  
 • Ninth in the country with six touchdowns; 12th in the country with five rushing touchdowns  
 • First Maryland player to have five rushing touchdowns in the first three games since CJ Brown in 2013.  
 • Set the Maryland record for single-season rushing yards by a freshman (1,034)
- 
- WR**  
**21**  **DARRYL JONES • 6-2 • 192 • SO.-1V**  
 • Led Maryland in receiving vs. #21 Syracuse with three receptions for a career-high 70 yards.  
 • Tallied two receptions for 57 yards, including a 47-yard catch in first career start vs. Howard (8/31)  
 • Posted nine receptions for 147 yards in his freshman season  
 • Also ran track in high school
- 
- WR**  
**7**  **DONTAY DEMUS JR. • 6-3 • 200 • SO.-1V**  
 • Leads the team with nine receptions for 167 yards and two touchdowns  
 • Led team in receiving at Temple  
 • Had three receptions for 100 yards and two TDs vs. Howard (8/31), MD's first 100-yard WR and first with two TDs since 2017  
 • Caught three passes over 50 yards in 2018, the most on the team
- 
- WR**  
**1**  **DJ TURNER • 5-9 • 206 • SR.-3V**  
 • Has appeared in 31 career games with six starts  
 • Returned a punt a career-best 55 yards at Temple (9/14)  
 • Tallied a 40-yard punt return touchdown against Howard (8/31), Maryland's first since 2016.  
 • Totaled 310 receiving yards with one touchdown in 2018, hauling in a 54-yard touchdown against Minnesota last season.
- 
- T**  
**71**  **JAELYN DUNCAN • 6-6 • 323 • RFr.-RS**  
 • Blocks for the fourth-best scoring offense in the country, averaging 53 points per game  
 • Earned first career start vs. #21 Syracuse  
 • A 4-star recruit according to ESPN, Ranked third overall in the state of Maryland by ESPN
- 
- G**  
**70**  **SEAN CHRISTIE • 6-4 • 294 • GR.-4V**  
 • Started 27 straight games at left guard.  
 • Has opened the way for the eighth-best rushing offense in the country, averaging 277.3 yards per game  
 • Blocked for the second-most points in Maryland history with 79 vs Howard  
 • Helped four different running backs record 100-yard games last year - most in program history.
- 
- G**  
**68**  **ELLIS McKENNIE • 6-4 • 310 • SR.-3V**  
 • Utility offensive linemen, has played every spot  
 • Filling in at right guard for the injured Terrance Davis  
 • Part of line that blocked the way for 623 yards and seven TDs in season opener  
 • Member of University Senate; Has aspirations to work in government.
- 
- C**  
**73**  **JOHNNY JORDAN • 6-1 • 304 • JR.-2V**  
 • 2019 Rimington Trophy Watch List  
 • Part of line that blocks for an offense averaging 537.7 yards per game, the 10th best mark in the country  
 • Has appeared in 20 career games, with nine starts  
 • Won two rugby National Championships in high school
- 
- T**  
**72**  **MARCUS MINOR • 6-4 • 298 • SO.-1V**  
 • Helped block for the second-most points in Maryland history with 79 vs Howard  
 • Part of line that blocked the way for team to rush for 444 yards at Bowling Green last season - the team's most since 1999 against Virginia (445).  
 • 2018 Academic All-Big Ten
- 
- TE**  
**81**  **TYLER MABRY • 6-4 • 248 • GR.-TR**  
 • 2019 John Mackey Award Watch List  
 • Caught touchdown in first three Maryland games, the first TE with a TD in three-straight since Vernon Davis in 2005  
 • 2018 First Team All-Mid American Conference  
 • Has 630 career yards and six touchdowns

OTHER NOTABLES

- RB**  
**20**  **JAVON LEAKE • 6-0 • 210 • JR.-2V**  
 • 2019 Paul Hornung Award Watch List  
 • Tallied second career 100-yard rushing game with two touchdowns vs. #21 Syracuse  
 • Led the team with 409 kickoff return yards in 2018, with an average of 24.1 yards per return  
 • Became first Maryland player since 2010 to have four TDs in a game (Illinois, 10/27)
- 
- RB**  
**8**  **TAYON FLEET-DAVIS • 6-0 • 217 • JR.-2V**  
 • Has tallied 146 rushing yards and a touchdown  
 • Led team in rushing in season opener vs. Howard with 79 yards on 16 carries  
 • Had six offensive touchdowns in 2018 (five rushing, one receiving)  
 • One of four running backs to have a 100-yard game (Bowling Green, 9/8)

PROJECTED STARTERS: DEFENSE

END  
95



**LAWTEZ ROGERS • 6-4 • 268 • SO.-1V**

- Tallied pass breakup in first career start vs. Howard (8/31)
- Appeared in 10 of 12 games last season, totaling eight tackles (five solo) and one sack
- Had first career sack vs. Ohio State (11/17/18).

NOSE  
52



**OLUWASEUM OLUWATIMI • 5-11 • 297 • SR.-3V**

- Has appeared in 27 straight games on the defensive line.
- Tallied TFL in first three games of season (Howard, 8/31, #21 Syracuse, 9/7, Temple, 9/14)
- Totaled 22 tackles (12 solo), one sack and led the team with three forced fumbles last year.

T  
59



**KEIRON HOWARD • 6-3 • 278 • SR.-3V**

- Tallied a sack vs. #21 Syracuse (9/7)
- Made first career start vs. Howard (8/31)
- Has appeared in 26 straight games.

JACK  
5



**SHAQ SMITH • 6-2 • 251 • GR.-TR**

- Tallied three tackles with a sack in Maryland debut vs. Howard
- Transferred to Maryland from Clemson, playing in every game for the 2018 National Champion Clemson Tigers
- Had 30 tackles and an interception over 28 games at Clemson.

MIKE  
22



**ISAIAH DAVIS • 6-2 • 234 • SR.-3V**

- Has appeared in 37 straight games with 25 starts.
- Second on the team with 94 tackles (50 solo) in 2018.
- Younger brother of former Terp, Sean Davis ('15), who is currently a starting safety for the Pittsburgh Steelers.

OR MIKE  
44



**CHANCE CAMPBELL • 6-3 • 225 • SO.-1V**

- Notched first career INT at Temple (9/14) on diving catch
- Posted three tackles including one TFL vs. Howard (8/31)
- Appeared in first 11 games last season
- Tallied 10 tackles


WILL  
16



**AYINDE ELEY • 6-3 • 226 • SO.-1V**

- Second on team with 18 tackles & 11 solo tackles and third with two TFL
- Tallied second tackle for loss as part of five tackle game at Temple (9/14)
- Had fumble recovery and a career-high seven tackles in win vs. #21 Syracuse

SAM  
4



**KEANDRE JONES • 6-3 • 220 • SR-TR**

- Leads team with 3.5 sacks, stands eighth in the country at 1.17 per game
- Had career-day vs. #21 Syracuse, totaling a career-best eight tackles with two sacks and a forced fumble
- Notched four tackles and 1.5 sacks for 13 yards in Maryland debut vs. Howard (8/31)
- Played in every game over the past two seasons where Ohio State won back to back Big Ten Championships, totaling 29

S  
18



**JORDAN MOSLEY • 6-1 • 210 • SO.-2V**

- Tallied a career-best seven tackles at Temple (9/14) with first career forced fumble.
- Recorded first career interception vs. #21 Syracuse (9/7)
- Earned first career start vs. Howard (8/31)
- Appeared in 10 of 12 games at defensive back in 2018, totaling 29 tackles (18 solo).

S  
25



**ANTOINE BROOKS, JR. • 5-11 • 215 • SR.-3V**

- 2018 Second Team All-Big Ten / 2019 Bednarik Award Watch List & 2019 Bronko Nagurski Trophy Watch List
- Leads Terps with 25 tackles (22 solo)
- Has led Maryland in tackles in past two games (career-best 13 at Temple & nine vs. #21 Syracuse)
- Led Maryland with 9.5 tackles for loss and was third in tackles (68) in 2018.

CB  
7



**TINO ELLIS • 6-1 • 195 • SR.-2V**

- 2018 Honorable Mention All-Big Ten
- Has started 15 games at cornerback over the last two seasons.
- Posted first career interception, returning it 44 yards last year, against Rutgers (10/13).
- Had a career-best five pass breakups against Minnesota last year (9/22).

CB  
8



**MARCUS LEWIS • 6-1 • 197 • SR.-3V**

- Started five games for Maryland in 2018 and first three games of 2019.
- Recovered a fumble and broke-up a pass at Temple (9/14)
- Tallied four tackles vs. #21 Syracuse (9/7)

SPECIAL TEAMS

K  
3



**JOSEPH PETRINO • 5-11 • 182 • SO.-1V**

- Career: 12/15 FGs, 58/59 PATs; Long: 40 yards (at BG)
- Is 18-for-18 on PATs this year
- Highest field goal percentage in the Big Ten last season (85.7).

P  
99  
OR  
P  
98



**COLTON SPANGLER • 6-1 • 169 • FR.-HS**

- Booted first career punt 54 yards against Howard (8/31); Tallied a 56-yard boot at Temple (9/14)
- All-County punter, Helping Chesapeake team win 2018 Class 3A East Region title
- Loves to fish



**ANTHONY PECORELLA • 6-2 • 192 • FR.-HS**

- Punted four times, not allowing a return and recorded a 54-yard boot at Temple (9/14)
- Placed two punts inside the 20-yard line in Maryland debut (8/31), averaging 38.3 over three punts
- Has second degree black belt

5 | ANTHONY MCFARLAND JR.

So. • Running Back • 5-8 • 193  
Hyattsville, Md. • DeMatha Catholic HS  
Major: American Studies



Career Honors

- 2019 Maxwell Award Watch List
- 2019 Doak Walker Award Candidate
- 2019 Preseason Phil Steele Second Team All-Big Ten
- 2018 FWAA Freshman All-American
- 2018 Second Team All-Big Ten (Media)
- 2018 Third Team All-Big Ten (Coaches)
- 2018 Associated Press Second Team All-Big Ten
- 2018 Phil Steele Second Team All-Big Ten
- Big Ten Freshman of the Week (9/24/18, 11/19/18)
- Set the Maryland record for single-season rushing yards by a freshman (1,034)

MCFARLAND JR.'S CAREER STATS

RUSHING

YR.	G-GS	ATT	GAIN	LOST	NET	AVG	TD	LP	AVG/G
2018	12-5	131	1077	43	1034	7.9	4	81	86.2
2019	3-3	46	233	8	225	4.9	5	33	75.0
<b>Totals</b>	<b>15-8</b>	<b>177</b>	<b>1310</b>	<b>51</b>	<b>1259</b>	<b>7.1</b>	<b>9</b>	<b>81</b>	<b>83.9</b>

RECEIVING

YR.	G-GS	REC	YDS	AVG	TD	LP	AVG/G
2018	12-5	7	73	10.4	0	46	6.1
2019	3-3	3	59	19.7	1	39	19.7
<b>Totals</b>	<b>15-8</b>	<b>10</b>	<b>132</b>	<b>13.2</b>	<b>1</b>	<b>46</b>	<b>8.8</b>

MCFARLAND'S CAREER HIGHS

100-yd Rushing Games	5 (last at Temple, 9/14/19)
Rushing Yards	298 (#9 Ohio State, 11/17/18)
Rush Attempts	29 (at Indiana, 11/10/18)
Long Rush	81 (#9 Ohio State, 11/17/18)
Rushing Touchdowns	2 (3x, last #21 Syracuse, 9/7/19)
Receptions	2 (3x, last #21 Syracuse, 9/7/19)
Receiving Yards	53 (at Bowling Green, 9/8/18)
Long Reception	
46 yards (at Bowling Green, 9/8/18)	

**As a Sophomore (2019):** Maxwell Award Watch List ... Doak Walker Award Candidate ... Opened up season scoring two first quarter touchdowns against Howard (8/31) ... Had three touchdowns in the first half vs. #21 Syracuse (9/7), two rushing and one receiving, the most by a Terp in five years ... Rushed for fifth 100-yard game in career with a 132 yard performance, adding a touchdown at Temple (9/14)

**As a Redshirt Freshman (2018):** Second Team All-Big Ten ... Appeared in all 12 games with five starts ... Broke the Maryland freshman rushing record with 1,034 yards and four touchdowns, averaging 7.9 yards per carry ... Second player in Maryland history to have back-to-back 200 yard rushing games (210 at Indiana, 298 vs. Ohio State) ... Had second most rushing yards ever by a Terp in a game with 298 against Ohio State (11/17) ... Set Maryland record for most rushing yards in a game by a freshman (210 at Indiana and then 298 against Ohio State) ... Set Maryland record for 100-yd rushing games by a freshman (4) ... Set Maryland record for single-season rushing yards by a freshman (1,022) ... Had most rushing yards in the first quarter by any player in the FBS with 175 vs. Ohio State (11/17) ... Sixth in FBS in yards per carry (7.9) ... Totaled second most rushing yards in a single game ever with 298 on 21 carries (14.2 YPC) against Ohio State (11/17), with two touchdowns ... Reached 1,000 yard plateau, becoming the 10th player in Maryland history and first freshman to do so ... Led the Maryland offense with 210 rushing yards on 29 carries (7.2 per carry) at Indiana ... Got the ball on a then career-best 16 rush attempts, tallying 83 yards against Illinois (10/27) ... Rushed for 74 yards on nine carries vs. Rutgers (10/13) ... Carried nine times for 34 yards at #15 Michigan (10/6) ... Rushed six times for 112 yards (18.7 yds/c) and two TDs vs. MINN (9/22) ... Notched first career 100-yard rushing game against Temple (9/15), rushing 11 times for 107 yards (9.7 yds/c) ... Had 69 rushing yards and 53 receiving yards at Bowling Green (9/8).

25 | ANTOINE BROOKS JR.

Sr. • Defensive Back • 5-11 • 210  
Lanham, Md. • DuVal HS  
Major: Family Science



Career Honors

- 2019 Bednarik Award Watch List
- 2019 Bronko Nagurski Trophy Watch List
- 2019 Preseason Phil Steele Second Team All-Big Ten
- 2019 Preseason Athlon Sports Second Team All-Big Ten
- 2018 Second Team All-Big Ten (coaches)
- 2018 Honorable Mention All-Big Ten (media)
- 2018 Third Team All-Big Ten (Phil Steele)
- Big Ten Co-Defensive Player of the Week (September 3, 2018)
- 2018 Athlon Sports Preseason All-Big Ten
- 2017 Honorable Mention All-Big Ten
- Big Ten Co-Special Teams Player of the Week (September 4, 2017)

A. BROOKS' CAREER STATS

YR.	G-GS	UT	AT	TOT	TFL-YDS	PD	FF	FR	INT	SACKS
2016	7-0	4	1	5	0.0-0	0	0	0	0-0	0.0-0
2017	12-11	53	24	77	9.5-28	3	1	0	2-0	1.0-10
2018	12-12	46	22	68	9.5-35	3	0	0	1-0	2.5-19
2019	3-3	22	3	25	0-0	1	0	1	0-0	0.0-0
<b>Totals</b>	<b>34-25</b>	<b>126</b>	<b>49</b>	<b>175</b>	<b>19.0-63</b>	<b>7</b>	<b>1</b>	<b>1</b>	<b>3-0</b>	<b>2.5-29</b>

A. BROOKS' CAREER HIGHS

Tackles	13 (2x, last at Temple, 9/14/19)
Solo Tackles	13 (at Temple, 9/14/19)
Tackles for Loss	2.0 (2x, last vs. Illinois, 10/27/18)
Sacks	1.0 (3x, last at Indiana, 11/10/18)
Interceptions	1 (3x, last #23 Texas, 9/1/18)
Forced Fumbles	1 (at Minnesota, 9/30/17)
Fumble Recoveries	1 (at Temple, 9/14/19)
FG block returned for TD	1 (71 yds at #23 Texas, 9/2/17)

**As a Senior (2019):** Led the team with nine tackles, tallying a career-high eight solo tackles in win vs. #21 Syracuse (9/7) ... Talled a career-best, game-high 13 tackles and recorded first career fumble recovery at Temple (9/14).

**As a Junior (2018):** Second Team All-Big Ten selection by the coaches ... Led Maryland with 9.5 tackles for loss ... Started all 12 games, ranking third on the team with 68 tackles (46 solo) ... Also tallied 2.5 sacks, one interception and three pass breakups ... Had six tackles in each of the last two games of the season against Penn State (11/24) and Ohio State (11/17) ... Posted five tackles, including a sack at Indiana (11/10) ... Led team with seven tackles and tied a career-best with two TFLs against Illinois (10/27) ... Had four tackles, including a TFL, vs. Rutgers (10/13) ... Had six tackles, including a TFL, and a PBU at #15 Michigan (10/6) ... Notched six tackles and a sack vs. Minnesota (9/22) ... Posted five tackles, including a TFL, vs. Temple (9/15) ... Had four tackles, including 1.5 TFL, at Bowling Green (9/8) ... Led team with 11 tackles, including a TFL, and made the game-sealing interception late in the fourth quarter against #23 Texas (9/1).

**As a Sophomore (2017):** Had a breakout season, appearing in 12 games and making 11 starts primarily at nickelback ... Led Big Ten Conference in tackles for loss (9.5) by a defensive back in regular season ... Also led the team in solo tackles (53), while ranking second in total tackles (77) and t-second in interceptions (2) ... Totaled six tackles, including first career sack, vs. #12 Penn State (11/25) ... Posted seven tackles at #22 Michigan State (11/18) ... Had seven tackles, including a TFL, vs. #21 Michigan (11/11) ... Posted four tackles and had an interception at Rutgers (11/4) ... Totaled seven tackles against Indiana (10/28) ... Tied for team lead with 10 tackles, including career-high 2.0 TFL, at #5 Wisconsin (10/21) ... Led team with nine tackles, including 1.0 TFL, vs. Northwestern (10/14) ... Had a career-high 13 tackles, including 1.0 TFL, at #10 Ohio State (10/7) ... Totaled three tackles, including 1.0 TFL, and had a FF at Minnesota (9/30) ... Had five tackles against UCF (9/23), including 1.0 TFL ... Caught first career INT and totaled two tackles vs. Towson (9/9) ... Made first career start at #23 Texas (9/2), making four tackles and returning a blocked field goal 71 yards for a touchdown ... Transitioned from linebacker to defensive back in offseason.

**Personal:** Son of Antoine Brooks Sr. and Keisha Staples ... lists sports hero as Sean Taylor



## 7 | TINO ELLIS

Sr. • Defensive Back • 6-1 • 195  
Reisterstown, Md. • DeMatha Catholic HS  
Major: Family Science



### Career Honors

- 2018 Honorable Mention All-Big Ten

### ELLIS' CAREER STATS

YR.	G-GS	UA	A	TOT	TFL-YDS	PBU	FF	FR	INT	SACKS
2016	12-1	5	4	9	0.0-0	3	0	0	0-0	0.0-0
2017	12-6	19	8	27	1.5-2	5	0	1	0-0	0.0-0
2018	12-12	19	4	23	3.0-7	11	0	0	1-44	0.0-0
2019	3-3	7	2	9	0.0-0	2	0	0	0-0	0.0-0
<b>Career</b>	<b>39-22</b>	<b>50</b>	<b>16</b>	<b>66</b>	<b>4.5-9</b>	<b>21</b>	<b>0</b>	<b>1</b>	<b>1-44</b>	<b>0.0-0</b>

### ELLIS' CAREER HIGHS

Tackles	8 (at #10 Ohio State, 10/7/17)
Solo Tackles	6 (at #10 Ohio State, 10/7/17)
Pass Breakups	5 (Minnesota, 9/22/18)
Fumble Recoveries	1 (at #23 Texas, 9/2/17)
Tackles for Loss	2.0 (#23 Texas, 9/1/18)
Interceptions	1 (Rutgers, 10/13/18)

**As a Junior (2018):** Started all 12 games at cornerback ... Honorable Mention All-Big Ten selection ... Led the team with 11 pass breakups, ranking fourth in the Big Ten at 1.3 per game ... Totaled 23 tackles (19 solo), three tackles for loss and an interception ... Posted first career interception against Rutgers (10/13) ... Notched five tackles and a career-high five PBUs vs. Minnesota (9/22). His five PBUs are tied for the most in a single game in FBS this season ... Had two tackles and a PBU against Temple (9/15) ... Posted five tackles, including a career-best 2.0 tackles for loss, against #23 Texas (9/1). Rated the top CB nationally for his performance by PFF.

**As a Sophomore (2017):** Appeared in 12 games, making six starts at cornerback. ... Posted 27 tackles and ranked third on the team with five pass breakups ... Notched a pair of PBUs vs. Indiana (10/28) ... Totaled four tackles vs. Northwestern (10/14) ... Posted a career-high eight tackles at #10 Ohio State (10/7) ... Notched four tackles, including 1.0 TFL, at Minnesota (9/30) ... Had two tackles and two PBUs vs. UCF (9/23) ... Totaled five tackles at #23 Texas (9/2) and recovered a fumble on a bobbled kickoff return.

**As a Freshman (2016):** Appeared in 12 games, making one start ... totaled nine tackles and three pass breakups ... made collegiate debut vs. Howard (9/3) ... made first start of career vs. Minnesota (10/15), posting two pass breakups ... converted from wide receiver to cornerback in training camp.

**At DeMatha Catholic High School:** A consensus four-star recruit...Under Armour All-American... ranked as the 6th best player in the state of Maryland by Rivals...helped lead DeMatha to three straight WCAC titles... named 2015 First Team All-WCAC... coached by Elijah Brooks.

**Personal:** Parents are Charles and Chanel Ellis ... came to Maryland "to stay true to the movement" ... DeMatha Catholic HS Distinguished Gentleman Award winner ... lists sports hero as Muhammad Ali ... hobbies include listening to music and playing guitar ... majoring in criminal justice.



## 34 | JAKE FUNK

RJr. • Running Back • 5-11 • 202  
Gaithersburg, Md. • Damascus HS  
Major: Economics



### Career Honors

- Academic All-Big Ten (2017, 2018)

### FUNK'S CAREER STATS

RUSHING										
YR.	G-GS	ATT	GAIN	LOST	NET	AVG	TD	LP	AVG/G	
2016	11-0	29	141	5	136	4.7	1	29	12.3	
2017	12-0	27	146	1	145	5.4	4	53	12.1	
2018	3-0	2	0	2	-2	-2.0	0	0	-0.3	
2019	3-0	17	183	10	173	10.2	2	54	57.7	
<b>Career</b>	<b>29-0</b>	<b>75</b>	<b>470</b>	<b>18</b>	<b>452</b>	<b>6.0</b>	<b>7</b>	<b>54</b>	<b>15.6</b>	

### RECEIVING

YR.	G-GS	REC	YDS	AVG	TD	LP	AVG/G
2016	11-0	7	42	6.0	1	13	3.8
2017	12-0	1	4	4.0	1	4	0.3
2018	3-0	1	4	4.0	0	4	1.3
2019	3-0	4	16	4.0	0	12	5.3
<b>Total</b>	<b>29-0</b>	<b>13</b>	<b>66</b>	<b>5.1</b>	<b>2</b>	<b>13</b>	<b>2.3</b>

### FUNK'S CAREER HIGHS

Rushes	12 (Howard, 8/31/19)
Rushing Yards	94 (#21 Syracuse, 9/7/19)
Rushing Touchdowns	2 (Indiana, 10/28/17)
Long Rush	54 (#21 Syracuse, 9/7/19)
Receptions	3 (#6 Ohio State, 11/12/16)
Receiving Yards	19 (#6 Ohio State, 11/12/16)
Receiving Touchdowns	1 (2x, last at Minnesota, 9/30/17)

**As a Redshirt Junior (2019):** Had impressive start to 2019 season against Howard (9/1), setting career-highs in rushing attempts (12) and yards (79), while scoring a touchdown ... Set career-high with 94 rushing yards, including 92 on one drive in the third quarter, scoring a touchdown and running for a career-best 54 yard rush vs. #21 Syracuse (9/7).

**As a Junior (2018):** Missed all but the Texas (9/1), Indiana (11/10) and Ohio State (11/17) games ... Caught one pass for four yards vs. #23 Texas (9/1).

**As a Sophomore (2017):** Appeared in all 12 games, totaling 145 rushing yards and four touchdowns ... His four touchdowns carries ranked second on the team ... Named the team's Special Teams Player of the Year ... Carried five times for career-high 61 yards, including a career-long 53-yard scamper at Rutgers (11/4) ... Scored on a pair of 1-yard touchdown runs in the fourth quarter to lock up a win against Indiana (10/28) ... Caught a 4-yard touchdown at Minnesota (9/30) ... Carried three times for 32 yards vs. Towson (9/9), including a 25-yard TD ... Rushed twice for 15 yards at #23 Texas (9/2), including a 12 yard touchdown late in the fourth quarter to put the game out of reach.

OFFENSIVE PLAYER STATS WITH CAREER HIGHS

**WR - CARLOS CARRIERE - 83 - So.**

Major: Sociology

**2019 Season Notes**

- Tallied three receptions for 35 yards at Temple (9/14)
- Recorded first career touchdown and secured two receptions for 31 yards vs. #21 Syracuse (9/7)

**CARRIERE'S CAREER STATS**

**RECEIVING**

YR.	G-GS	REC	YDS	AVG	TD	LP	AVG/G
2019	3-0	5	66	13.2	1	17	22.0
<b>Totals</b>	<b>3-0</b>	<b>5</b>	<b>66</b>	<b>13.2</b>	<b>1</b>	<b>17</b>	<b>22.0</b>

**CARRIERE'S CAREER HIGHS**

Receiving Yards	35 (at Temple, 9/14/19)
Receptions	3 (at Temple, 9/14/19)
Long Reception	16 (#21 Syracuse, 9/7/19)

**WR - BRIAN COBBS - 15 - So.**

Major: Undeclared

**2019 Season Notes**

- Caught two passes for 58 yards, including a 39-yd grab vs. Howard (8/31)

**2018 Season Notes**

- Led the Terps with 58 receiving yards at #15 Penn State (11/24)
- Hauled in a game-high 48 yard pass at #15 Penn State (11/24)
- Caught a 35-yard pass vs. Illinois (10/27).
- Made first career start at #19 Iowa (10/20) and second vs. OSU (11/17).
- Made collegiate debut against #23 Texas (9/1).

**Personal**

- Father, Robert, played football at Penn State (1982-86).
- Brother, Michael, plays football at James Madison.

**COBBS' CAREER STATS**

**RECEIVING**

YR.	G-GS	REC	YDS	AVG	TD	LP	AVG/G
2018	12-2	5	108	21.6	0	48	9.0
2019	3-0	3	80	26.7	0	39	26.7
<b>Totals</b>	<b>15-2</b>	<b>8</b>	<b>188</b>	<b>23.5</b>	<b>0</b>	<b>48</b>	<b>12.5</b>

**COBBS' CAREER HIGHS**

Receiving Yards	58 (2x, last vs. Howard, 8/31/19)
Receptions	2 (2x, last vs. Howard, 8/31/19)
Long Reception	48 (at #15 Penn State, 11/24/18)

**WR - DONTAY DEMUS JR. - 7 - So.**

Major: Undecided

**2019 Season Notes**

- Led the Terps with 42 receiving yards at Temple (9/14)
- Had standout season opener vs. Howard (9/1): catching three balls for 100 yards, Maryland's first 100-yard receiver in two years
- Caught first two career touchdown passes, including the Terps first of the season.
- First WR to catch two touchdowns since DJ Moore vs. Northwestern on Oct. 14, 2017
- Hauled in a 62-yard pass, his career-high

**2018 Season Notes**

- Caught three passes over 50 yards, the most on the team
- Third on the team with 13 receptions for 278 yards
- Notched three receptions for 35 yards in first start at #15 Penn State (11/24)
- Caught a season-long 56 yard pass to set up a Maryland field goal vs. #9 Ohio State (11/17)
- Grabbed a career-best four balls for 98 yards at Indiana (11/10), including a nifty 51 yard catch on Maryland's go-ahead touchdown drive in the fourth quarter
- Posted two receptions for 69 yards, including a 52 yard catch vs. Illinois (10/27)
- Caught first pass of his career with a five yard reception vs. Minnesota (9/22).

**DEMUS JR.'S CAREER STATS**

**RECEIVING**

YR.	G-GS	REC	YDS	AVG	TD	LP	AVG/G
2018	12-0	13	278	21.4	0	56	23.2
2019	3-3	9	167	18.6	2	62	55.7
<b>Totals</b>	<b>15-3</b>	<b>22</b>	<b>445</b>	<b>20.2</b>	<b>2</b>	<b>62</b>	<b>29.7</b>

**DEMUS JR.'S CAREER HIGHS**

Receiving Yards	100 (Howard, 8/31/19)
Receptions	4 (at Indiana, 11/10/18)
Long Reception	62 (Howard, 8/31/19)
Touchdowns	2 (Howard, 8/31/19)

**RB - TAYON FLEET-DAVIS - 8 - Jr.**

Major: American Studies

**2019 Season Notes**

- Ran for 67 yards and scored a touchdown vs. #21 Syracuse (9/7)
- Tied for team-lead with 79 rushing yards vs. Howard (8/31)

**2018 Season Notes**

- Has six offensive touchdowns (five rushing, one receiving)
- Scored overtime touchdown against Ohio State (11/17)
- Barreled in for a three yard touchdown at Indiana (11/10)
- Caught a 20 yard touchdown against Rutgers (10/13).
- Rushed 11 times for 63 yards vs. #15 Michigan (10/6).
- Recorded first career 100-yard game, posting 102 rushing yards and two touchdowns at Bowling Green (9/8).
- Led the team in rushing (31 yards) and scored first collegiate touchdown - a 17-yard run - against #23 Texas (9/1).

**Personal**

- Models game after Bo Jackson after watching his "30-for-30" on ESPN.
- Cousin of former Maryland men's basketball player, Dion Wiley.

## FLEET-DAVIS' CAREER STATS

### RUSHING

YR.	G-GS	ATT	GAIN	LOST	NET	AVG	TD	LP	AVG/G
2017	6-0	0	0	0	0	0.0	0	0	0.0
2018	12-1	75	341	10	331	4.4	5	30	27.6
2019	3-0	27	150	4	146	5.4	1	21	48.7
<b>Career</b>	<b>21-1</b>	<b>102</b>	<b>491</b>	<b>14</b>	<b>477</b>	<b>4.7</b>	<b>6</b>	<b>30</b>	<b>22.7</b>

### RECEIVING

YR.	G-GS	REC	YDS	AVG	TD	LP	AVG/G
2017	6-0	0	0	0.0	0	0	0.0
2018	12-1	4	46	11.5	1	20	3.9
2019	3-0	0	0	0.0	0	0	0.0
<b>Totals</b>	<b>21-1</b>	<b>4</b>	<b>46</b>	<b>11.5</b>	<b>1</b>	<b>20</b>	<b>2.2</b>

## FLEET-DAVIS' CAREER HIGHS

Rushes	16 (Howard, 8/31/19)
Rushing Yards	102 (at Bowling Green, 9/8/18)
Rushing Touchdowns	2 (at Bowling Green, 9/8/18)
Long Rush	30 (at Bowling Green, 9/8/18)
Receptions	1 (3x, last Rutgers, 10/13/18)
Receiving Yards	20 (Rutgers, 10/13/18)
Receiving Touchdowns	1 (Rutgers, 10/13/18)
Long Reception	20 (Rutgers, 10/13/18)

## RB - LORENZO HARRISON - 2 - Jr.

**Major:** Criminal Justice

### Honor Roll

- 2016 BTN All-Freshman Team
- Big Ten Freshman of the Week (10/24/16)

### Career Notes

- Set then-Maryland freshman record for yards/carry (7.2 ypc) in 2016
- Ranks third all time Maryland history 633 freshman year rushing yards
- First freshman in Maryland history to score a rushing touchdown in each of his first four games
- Named to BTN.com's All-Freshman Team (HM)

### 2019 Season Notes

- Averaged 10.3 yards per carry vs. Howard (8/31) with 62 yards on six carries

### 2018 Season Notes

- Appeared in first two games of the season before missing the final 10 due to injury
- Rushed eight times for 86 yards at Bowling Green, while scoring a five-yard touchdown to tie the game (9/10)

### 2017 Season Notes

- Appeared in all 12 games, totaling 622 rushing yards and three rushing touchdowns. Also caught 11 passes for 36 yards
- Rushed for at least 50 yards in the final six games after hitting the mark just once in the first six games of the season
- Rushed seven times for 60 yards (8.6/c) vs. #12 Penn State (11/25)
- Rushed 13 times for 50 yards and a TD at #22 MSU (11/18)
- Posted season-high 81 yards on 12 carries vs. #21 Michigan (11/11)
- Had 61 rush yards and a TD on 15 carries at Rutgers (11/4)
- Scored first touchdown of season against Indiana (10/28), and totaled 66 yards on 12 carries
- Rushed 12 times for 64 yards at #5 Wisconsin (10/21) and also caught four passes out of the backfield
- Rushed 17 times for 75 yards at Minnesota (9/30)
- Led team with 48 rush yards on 10 attempts vs. UCF (9/23)

## 2016 Season Notes

- Appeared in the first nine games (two starts), ranking second on the team in rushing touchdowns (5) and rushing yards (633)
- Ran for 73 yards on 14 carries at Indiana (10/29)
- Had career-highs in rush attempts (17) and yards (105), in addition to scoring a touchdown against Mich. State (10/22). Earned B1G Frosh of the Week
- Rushed six times for 76 yards at Penn State (10/8). Also blocked a punt
- Carried six times for 78 yards vs. Purdue (10/1), including a 62-yard touchdown scamper
- Rushed 15 times for 77 yards and a touchdown at UCF (9/17)
- Ran eight times for 64 yards, including a 40-yard TD run, at FIU (9/9)
- Shined in collegiate debut against Howard (9/3), leading all rushers with 67 yards on nine carries and a touchdown.

### Personal

- Cousin of teammate, OL Terrance Davis

### RUSHING

YR.	G-GS	ATT	GAIN	LOST	NET	AVG	TD	LP	AVG/G
2016	9-2	88	664	31	633	7.2	5	62	70.3
2017	12-0	137	659	37	622	4.5	3	54	51.8
2018	3-0	10	86	2	84	8.4	1	38	28.0
2019	1-0	6	62	0	62	10.3	0	30	62.0
<b>Career</b>	<b>25-2</b>	<b>241</b>	<b>1471</b>	<b>70</b>	<b>1401</b>	<b>5.8</b>	<b>9</b>	<b>62</b>	<b>56.0</b>

### RECEIVING

YR.	G-GS	REC	YDS	AVG	TD	LP	AVG/G
2016	9-2	9	72	8.0	0	16	8.0
2017	12-0	11	36	3.3	0	11	3.0
2018	3-0	0	0	0.0	0	0	0.0
2019	1-0	0	0	0.0	0	0	0.0
<b>Totals</b>	<b>25-2</b>	<b>20</b>	<b>108</b>	<b>5.4</b>	<b>0</b>	<b>16</b>	<b>4.3</b>

## HARRISON'S CAREER HIGHS

Rushes	17 (2x, last at Minnesota (9/30/17))
Rushing Yards	105 (Michigan State, 10/22/16)
Rushing Touchdowns	1 (9x, last at Bowling Green, 9/10/18)
Long Rush	62 (Purdue, 10/1/16)
Receptions	4 (2x, last at #5 Wisconsin, 10/21/17)
Receiving Yards	39 (at Indiana, 10/29/16)
Long Reception	16 (Howard, 9/3/16)

## QB - JOSH JACKSON - 17 - Jr.

**Degree:** Psychology; pursuing master's in professional studies in technology entrepreneurship

### Honor Roll

- 2x ACC Freshman of the Week (9/15/17, 9/18/17)
- CBS National Freshman of the Week (9/5/17)

### Career Notes

- Transfer from Virginia Tech

### 2019 Season Notes

- Threw for 296 yards, the most by a Maryland QB in five years, on 21-of-28 passing and three touchdowns to lead offense vs. #21 Syracuse (9/7)
- Impressed in Maryland debut vs. Howard (9/1): throwing for 245 yards and four touchdowns.
- His four touchdowns were all thrown in the first half, making him the first Maryland quarterback to throw for four touchdowns in the first half since at least 1977.
- He is also the first Maryland quarterback to throw for four touchdowns in a game since Caleb Rowe against South Florida on September 19, 2015.
- Tied Mark Manges (vs. Villanova, 1975) for the most touchdowns ever thrown in a Maryland debut.

## 2018 Season Notes (at Virginia Tech)

- Underwent surgery on his fractured left fibula on Sept. 25 and missed the remainder of the season
- Ran for 58 yards and threw for 151 yards with two touchdown passes before leaving the game with a fractured left fibula in the second half at Old Dominion (9/22)
- Went 12 of 16 passing with 217 yards and a 39-yard TD pass vs. William & Mary (9/8)
- Threw for 207 yards on 16 of 26 passing with two touchdowns at Florida State (9/3).

## 2017 Season Notes (at Virginia Tech)

- Started all 13 games for the Hokies
- Threw for 2,991 yards and 20 touchdowns
- Ran for 324 yards and six touchdowns on the season
- Led all Power Five freshmen QBs with 2,991 passing yards, 236 completions and ranked second with 20 TD passes
- Set Virginia Tech freshmen records in TD passes (20), passing yards (2,991) and 200+ yard passing games (9)
- First Tech QB to win first four career starts since Logan Thomas (2011)
- Ran 11 times for 101 yards and a touchdown to go along with 235 yards and a passing touchdown against West Virginia (9/3)
- First QB to throw for 200+ yards and rush for 100+ yards in a game since Logan Thomas vs. Duke (10/26/13)
- Rushing total vs. WVU was the most for a Tech QB in their first game since 1987 and the most in their first career start since 1997 (Al Clark vs. Rutgers, 11/9)
- The first true or redshirt freshman QB to start a game for the Hokies since Tyrod Taylor vs. Ohio (9/15/07)
- The first true or redshirt freshman QB to start a season opener for the Hokies since Michael Vick vs. James Madison (9/4/99)
- Completed 16 passes including two scores against Delaware (9/9)
- Threw for 372 yards and five touchdowns against East Carolina (9/16)
- His five TD passes at ECU tied Bryan Randall (vs. Syracuse, 11/9/02) and Jerod Evans (vs. Boston College, 9/17/16) for the most in a single game in program history
- Threw for three touchdowns for 298 yards against Old Dominion (9/23)
- Completed 29 passes for 251 yards and one touchdown against Clemson (9/30)
- Threw for 322 and one touchdown against Boston College (10/7)
- Tossed three touchdown passes against North Carolina (10/21)
- Recorded 200 yards and one touchdown, ran the ball seven times for one touchdown against Duke (10/28)
- Completed 20 passes for 197 yards and ran 15 times for 12 yards and a touchdown against Miami (11/4)
- Ran 10 times for 32 yards and one touchdown and threw for 218 and one score against Pitt (11/18)
- Completed 14 passes for 143 yards and one touchdown against Virginia (11/24)
- Ran 16 times for two touchdowns to go along with 22 completions for 248 yards and one touchdown against Oklahoma State in the Camping World Bowl (12/28)
- Selected for the 2018 Manning Passing Academy.

## Personal

- Father has been a football coach for more than 40 years, including 23 seasons at the University of Michigan
- Older brother Jeremy played wide receiver at Michigan

## JACKSON'S CAREER STATS

### PASSING

YR.	G-GS	COM	ATT	INT	YDS	TD	LG	PCT
2017	13-13	236	396	9	2991	20	70	59.6
2018	3-3	36	58	1	575	5	72	62.1
2019	3-3	51	100	2	724	8	49	51.0
<b>Totals</b>	<b>19-19</b>	<b>323</b>	<b>554</b>	<b>12</b>	<b>4290</b>	<b>33</b>	<b>72</b>	<b>58.3</b>

### RUSHING

YR.	G-GS	ATT	GAIN	LOST	NET	AVG	TD	LP	AVG/G
2017	13-13	124	333	9	324	2.6	6	46	24.9
2018	3-3	20	79	18	61	3.1	1	24	20.3
2019	3-3	14	21	35	-14	-1	0	14	-4.7
<b>Totals</b>	<b>19-19</b>	<b>158</b>	<b>433</b>	<b>62</b>	<b>371</b>	<b>2.3</b>	<b>7</b>	<b>46</b>	<b>19.5</b>

## JACKSON'S CAREER HIGHS

Passing Yards	372 (at East Carolina, 9/16/17)
Completions	29 (Clemson, 9/30/17)
Long Completion	72 (at Old Dominion, 9/22/18)
Touchdown Passes	5 (at East Carolina, 9/16/17)
Rushing Yards	101 (vs. West Virginia, 9/3/17)
Long Rush	46 (vs. West Virginia, 9/3/17)
Rushing Touchdowns	2 (vs. Oklahoma State, 12/28/17)

## WR - DARRYL JONES - 21- So.

Major: Undeclared

### 2019 Season Notes

- Led team with a career-best 70 yards receiving on three receptions, including a 40-yard grab vs. #21 Syracuse (9/7)
- Recorded two receptions for 57 yards, including a 49-yard grab vs. Howard (8/31)

### 2018 Season Notes

- Appeared in all 12 games as a reserve wide receiver
- Posted nine receptions for 147 yards as well as two carries for eight yards
- With the game tied at 38 in the fourth quarter against #9 Ohio State (11/17), hauled in a 60-yard pass to set up the go-ahead Terrapin touchdown
- Grabbed first career reception with a 13-yard grab vs. #23 Texas (9/1).

### Personal

- Changed number from "6" to "24" prior to senior season because it was the number he wore in peewee and prep football.
- Enjoys cooking; often cooks family dinners for the running backs unit.
- Lightly regarded recruit who sent 50 emails/letters a day from his local library to college coaches to get noticed.

## JONES' CAREER STATS

### RECEIVING

YR.	G-GS	REC	YDS	AVG	TD	LP	AVG/G
2018	11-0	7	114	16.3	0	60	11.4
2019	3-3	7	138	19.7	0	49	46.0
<b>Totals</b>	<b>14-3</b>	<b>14</b>	<b>252</b>	<b>18.0</b>	<b>0</b>	<b>60</b>	<b>18.0</b>

## JONES CAREER HIGHS

Receiving Yards	70 (#21 Syracuse, 9/7/19)
Receptions	3 (#21 Syracuse, 9/7/19)
Long Reception	60 (#9 Ohio State, 11/17/18)

**RB - JAVON LEAKE - 20 - Jr.**

Major: Family Science

**Career Honors**

- 2019 Paul Hornung Award Watch List
- 2019 Preseason Phil Steele Second Team All-Big Ten
- 2019 Preseason Athlon Sports Fourth Team All-Big Ten
- 2018 Second Team All-Big Ten (special teams) by Phil Steele
- Big Ten Offensive Player of the Week (10/29)

**2019 Season Notes**

- Tallied second-career 100-yard game with 107 yards on just seven carries (15.3 ypc) to lead Maryland vs. #21 Syracuse (9/7)
- Scored twice vs. the Orange, including a game & career-high 64-yard scamper

**2018 Season Notes**

- Appeared in all 12 games, rushing 34 times for 309 yards and a team-best seven rushing touchdowns
- Led the team with 409 kickoff return yards, with an average of 24.1 yards per return
- Tied for the Terps lead in offensive touchdowns with seven.
- Led Terps in rushing at #15 Penn State (11/24)
- Notched a 27 yard rushing touchdown at Indiana (11/10).
- First player in Big Ten history to win both the Offensive Player of the Week and Special Teams Player of the week awards in the same week.
- Became the first Maryland player since D.J. Adams in 2010 with four touchdowns in a game against Illinois (10/27).
- Reached the end zone four times against Illinois (10/27) off a 97-yard kickoff return and three rushing touchdowns.
- Totaled 140 rushing yards and 274 all-purpose yards against Illinois (10/27).
- Scored a touchdown on lone carry at #15 Michigan (10/6).
- Scored a late 36-yard rushing touchdown at Bowling Green (9/8).

**Personal**

- Rushed for more than 3,500 yards over last two seasons in high school.

**LEAKE'S CAREER STATS**

**RUSHING**

YR.	G-GS	ATT	GAIN	LOST	NET	AVG	TD	LP	AVG/G
2017	9-0	9	103	4	99	11.0	2	61	12.1
2018	12-0	34	317	8	309	9.1	7	64	25.8
2019	3-0	18	187	0	187	10.4	2	64	62.3
<b>Totals</b>	<b>24-0</b>	<b>61</b>	<b>607</b>	<b>12</b>	<b>595</b>	<b>9.8</b>	<b>11</b>	<b>64</b>	<b>24.8</b>

**RECEIVING**

YR.	G-GS	REC	YDS	AVG	TD	LP	AVG/G
2018	12-0	1	4	4.0	0	4	4.0
2019	3-0	3	11	3.7	0	9	3.7
<b>Totals</b>	<b>15-0</b>	<b>4</b>	<b>15</b>	<b>3.8</b>	<b>0</b>	<b>9</b>	<b>1.0</b>

**LEAKE'S CAREER HIGHS**

Rushing Yards	140 (Illinois, 10/27/18)
Rushes	7 (#21 Syracuse, 9/7/19)
Long Rush	64 yards (2x, last vs. #21 Syracuse, 9/7/19)
Rushing Touchdowns	3 (Illinois, 10/27/18)
Long Kick Return	94 (Illinois, 10/27/18)
Kick Return Yards	134 (Illinois, 10/27/18)

**TE - TYLER MABRY - 81 - Grad.**

Major: Professional Studies in Technology Entrepreneurship

**Career Honors**

- 2019 John Mackey Award Watch List
- 2018 First Team All-Mid American Conference

**2019 Season Notes**

- Recorded a 17-yard touchdown reception, becoming the first Maryland tight end to do so since Vernon Davis in 2005 and the first time any player has done so since WR DJ Moore in the first three games of 2017.
- Caught a seven-yard touchdown in first quarter vs. #21 Syracuse (9/7), becoming the first Maryland tight end with a touchdown in back-to-back games since Dan Gronkowski in 2008 vs. California (9/13) and Eastern Michigan (9/20).
- Hauled in a 29-yard touchdown catch in Maryland debut vs. Howard (8/31)

**2018 Season Notes (at Buffalo)**

- Caught 27 passes for 230 yards and two touchdowns
- Helped Buffalo rush for 189.1 yards per game

**2017 Season Notes (at Buffalo)**

- Led all UB tight ends in receiving with 24 receptions for 242 yards and a touchdown on the year
- Registered a catch in 11 of 12 games
- Had a season-long 58-yard reception against Colgate (Sept. 16)
- Had three receptions for 24 yards and his first career touchdown at Miami (OH) (Oct. 21)
- Had a season-high five catches for 37 yards at Akron (Oct. 28)

**MABRY'S CAREER STATS**

**RECEIVING**

YR.	G-GS	REC	YDS	AVG	TD	LP	AVG/G
2015	1-0	0	0	0.0	0	0	0
2016	12-3	9	95	10.6	0	25	7.9
2017	12-12	24	242	10.1	1	58	20.7
2018	14-14	27	230	8.5	2	27	16.4
2019	3-3	6	63	10.5	3	24	21.0
<b>Totals</b>	<b>42-32</b>	<b>66</b>	<b>630</b>	<b>9.5</b>	<b>6</b>	<b>58</b>	<b>15.0</b>

**MABRY'S CAREER HIGHS**

Receiving Yards	58 (Buffalo vs. Colgate, 9/16/17)
Receptions	6 (Buffalo at Toledo, 10/20/18)
Long Reception	58 (Buffalo vs. Colgate, 9/16/17)
Touchdowns	1 (6x, last at Temple, 9/14/19)

**TE - CHIGOZIEM OKONKWO - 17 - So.**

Major: Kinesiology

**2019 Season Notes**

- Led Maryland with four receptions for 37 yards at Temple (9/14)
- Tallied career-best 45 receiving yards on three receptions vs. #21 Syracuse (9/7)
- Caught second career touchdown in season opener vs. Howard (8/31)

**2018 Season Notes**

- Tallied a 21-yard grab against Michigan State (11/3).
- Scored first two career touchdowns with a rushing and receiving score against Illinois (10/27).
- Made first career start at Bowling Green (9/8).
- Made collegiate debut against #23 Texas (9/1), making one catch.



## OKONKWO'S CAREER STATS

### RECEIVING

YR.	G-GS	REC	YDS	AVG	TD	LP	AVG/G
2018	12-4	6	69	11.5	1	25	5.8
2019	3-0	9	91	10.1	1	23	30.3
<b>Total</b>	<b>15-4</b>	<b>15</b>	<b>160</b>	<b>10.7</b>	<b>2</b>	<b>25</b>	<b>10.7</b>

### OKONKWO'S CAREER HIGHS

Receiving Yards	45 (#21 Syracuse, 9/7/19)
Receptions	4 (at Temple, 9/14/19)
Long Reception	25 (Illinois, 10/27/18)
Receiving Touchdowns	1 (2x, last vs. Howard, 8/31/19)
Rushing Yards	54 (Illinois, 10/27/18)
Rushing Touchdowns	1 (Illinois, 10/27/18)

## QB - TYRRELL PIGROME - 3 - Jr.

Major: Family Science

### 2019 Season Notes

- Accounted for two touchdowns vs. Howard (8/31), one passing and one rushing
- Threw a career-best 62-yard touchdown pass to **Dontay Demus Jr.**

### 2018 Season Notes

- Threw for a career-best 185 yards on 14-of-23 passing at #15 Penn State
- Started first game of season against Ohio State (11/17), throwing for a career-best 181 yards and a touchdown, leading a Maryland offense that scored 51 points.
- Came in relief when Kasim Hill went down to injury against Indiana (11/10), throwing for 146 yards on 10-for-13 passing with a touchdown while throwing a career-long pass of 51 yards.
- Rushed five times for 38 yards vs. Rutgers (10/13).
- Completed 2-of-3 passes at #15 Michigan (10/6), and carried five times for 63 yards and a touchdown.
- Platooned at QB against #23 Texas (9/1), completing 3-of-4 passes and rushing for 12 yards.

### 2017 Season Notes

- Started at quarterback in the season-opener at #23 Texas (9/2), before suffering season-ending injury in the 3rd quarter.
- Prior to injury against Texas, he had completed 9-of-12 passes for 175 yards and two touchdowns and rushed for 65 yards and a touchdown.

### 2016 Season Notes

- Appeared in 11 games, making one start at quarterback.
- Totaled 322 pass yards and two touchdown passes.
- Ranked third on team in rush yards (254) and rush TDs (4).
- Made first career start against Minnesota (10/15).
- Scored game-winning double OT touchdown at UCF (9/17).

## PIGROME'S CAREER STATS

### PASSING

YR.	G-GS	COM	ATT	INT	YDS	TD	LG	PCT
2016	11-1	37	71	2	322	2	31	52.1
2017	1-1	9	12	1	175	2	46	75.0
2018	11-2	37	67	1	561	2	60	55.2
2019	3-0	3	6	0	57	1	62	50.0
<b>Totals</b>	<b>27-4</b>	<b>86</b>	<b>156</b>	<b>4</b>	<b>1115</b>	<b>7</b>	<b>62</b>	<b>55.1</b>

### RUSHING

YR.	G-GS	ATT	GAIN	LOST	NET	AVG	TD	LP	AVG/G
2016	11-1	62	323	69	254	4.1	4	28	23.1
2017	1-1	11	66	2	64	5.8	1	25	65.0
2018	11-2	58	256	97	157	2.7	1	42	14.5
2019	3-0	4	31	0	31	7.8	1	22	10.3
<b>Totals</b>	<b>27-4</b>	<b>135</b>	<b>676</b>	<b>168</b>	<b>508</b>	<b>3.8</b>	<b>7</b>	<b>42</b>	<b>18.8</b>

### PIGROME'S CAREER HIGHS

Passing Yards	185 (at #15 Penn State, 11/24/18)
Completions	18 (Minnesota, 10/15/16)
Long Completion	60 (#9 Ohio State, 11/17/18)
Touchdown Passes	2 (at #23 Texas, 9/2/17)
Rushing Yards	71 (Minnesota, 10/15/16)
Long Rush	42 (#15 Michigan, 10/6/18)
Rushing Touchdowns	1 (7x, last vs. Howard, 8/31/19)

## WR - SEAN SAVOY - 29 - Jr.

Major: Family Science

### Honor Roll

- ACC Freshman of the Week (10/9/17)

### 2018 Season Notes (at Virginia Tech)

- Posted 18 catches for 188 yards and two touchdowns
- Averaged 10.4 yards per reception.

### 2017 Season Notes (at Virginia Tech)

- Recorded 116 rushing yards and two rushing touchdown on 24 attempts
- Had 454 receiving yards on 39 reception including four touchdowns
- Recorded four catches for 30 yards and scored his first career touchdown at East Carolina (9/16)
- Caught four passes for 35 yards and one touchdown and had two carries for eight yards and first career rushing touchdown vs. Clemson (9/30)
- Recorded a season high nine receptions for a season high 139 yards and one touchdown at Boston College (10/7)... His 139 receiving yards were the most by a Virginia Tech true freshman since at least 1987.

## SAVOY'S CAREER STATS

### RECEIVING

YR.	G-GS	REC	YDS	AVG	TD	LP	AVG/G
2017	12-12	39	454	11.6	4	53	37.8
2018	9-9	18	188	10.4	2	28	20.9
<b>Totals</b>	<b>21-21</b>	<b>58</b>	<b>642</b>	<b>30.6</b>	<b>6</b>	<b>53</b>	<b>30.6</b>

### SAVOY'S CAREER HIGHS

Receiving Yards	139 (at Boston College, 10/7/17)
Receptions	9 (at Boston College, 10/7/17)
Long Reception	53 (at Boston College, 10/7/17)

**WR - D.J. TURNER - 1 - Sr.**

Major: Family Science

**2019 Season Notes**

- Returned a punt a career-best 55 yards at Temple (9/14)
- Tallied three receptions for 53 yards vs. #21 Syracuse (9/7)
- Returned a punt 40 yards to the house in the second quarter, the first Terrapin punt return touchdown since 11/26/15

**2018 Season Notes**

- Had season-best 11-yard rush at #15 Penn State (11/24)
- Received two passes for 30 yards at #15 Michigan (10/6).
- Caught first career touchdown - a 54-yarder vs. Minnesota (9/22).
- Led team with four catches for 38 yards against Temple (9/15)
- Caught one pass for 14 yards at Bowling Green (9/8).
- Caught a career-best five passes for 23 yards vs. #23 Texas (9/1).

**TURNER'S CAREER STATS**

**RECEIVING**

YR.	G-GS	REC	YDS	AVG	TD	LP	AVG/G
2016	8-0	2	19	9.5	0	16	2.4
2017	12-0	5	32	6.4	0	22	2.7
2018	8-2	13	159	12.2	1	54	19.9
2019	3-3	4	84	21.0	0	29	28.0
<b>Totals</b>	<b>31-5</b>	<b>24</b>	<b>294</b>	<b>12.3</b>	<b>1</b>	<b>54</b>	<b>9.5</b>

**TURNER'S CAREER HIGHS**

Receiving Yards	54 (Minnesota, 9/22/18)
Receptions	5 (#23 Texas, 9/1/18)
Long Reception	54 yards (Minnesota, 9/22/18)
Receiving Touchdowns	1 (Minnesota, 9/22/18)
Punt Return	55 yards (at Temple, 9/14/19)

DEFENSIVE PLAYER STATS WITH CAREER HIGHS

**DL - TYLER BAYLOR - 10 - RFr.**

Major: Undeclared

2019 Season Notes

- Had three tackles, including one for loss and a fumble recovery in season opener vs. Howard (8/31)

BAYLOR'S CAREER STATS

YR.	G-GS	UT	AT TOT	TFL-YDS	PBU	FF	FR	INT	SACKS
2019	2-0	4	0 4	1.0-5	0	0	1	0-0	1.0-2

**LB - BRYCE BRAND - 27 - So.**

Major: Family Science

2018 Season Notes

- Earned first career start vs. #21 Syracuse (9/7), securing a tackle.

2018 Season Notes

- Posted a tackle for loss and recovered a fumble vs. Minnesota (9/22).
- Had 1.0 tackle for loss at Bowling Green (9/8).

Personal

- Played IMG Academy in Bradenton, Fla.
- Brother, Ryan, played quarterback for the Terps in 2017 and started one game.

BRAND'S CAREER STATS

YR.	G-GS	UT	AT TOT	TFL-YDS	PBU	FF	FR	INT	SACKS
2017	10-0	9	4 13	1.0-2	0	0	0	0-0	1.0-2
2018	6-0	3	0 3	2.0-5	0	0	1	0-0	0-0
2019	3-1	2	1 3	0.0-0	0	0	0	0-0	0-0
<b>Totals</b>	<b>19-1</b>	<b>14</b>	<b>5 19</b>	<b>3.0-7</b>	<b>0</b>	<b>0</b>	<b>1</b>	<b>0-0</b>	<b>1.0-2</b>

BRAND'S CAREER HIGHS

Tackles	4 (Indiana, 10/28/17)
Solo Tackles	4 (Indiana, 10/28/17)
TFL	1.0 (3x, last Minnesota, 9/22/18)
Sacks	1.0 (at #23 Texas, 9/2/17)
Fumble Recoveries	1 (Minnesota, 9/22/18)

**LB - CHANCE CAMPBELL - 44 - So.**

Major: Business

2019 Season Notes

- Tallied first career interception on diving catch at Temple, while tying career-high with four tackles (9/14)
- Had three tackles including one for loss vs. Howard (8/31)

2018 Season Notes

- Posted a career-best four tackles (two solo) vs. Illinois (10/27)
- Had first career tackle in season opener with an unassisted tally vs. #23 Texas (9/1).

Personal

- Also starred in lacrosse in high school

CAMPBELL'S CAREER STATS

YR.	G-GS	UA	A TOT	TFL-YDS	PBU	FF	FR	INT	SACKS
2018	11-0	5	5 10	0.0-0	0	0	0	0-0	0.0-0
2019	3-0	8	2 10	1.0-1	0	0	0	1-0	0.0-0
<b>Totals</b>	<b>14-0</b>	<b>13</b>	<b>7 20</b>	<b>1.0-1</b>	<b>0</b>	<b>0</b>	<b>0</b>	<b>1-0</b>	<b>0.0-0</b>

CAMPBELL'S CAREER HIGHS

Tackles	4 (2x, last at Temple, 9/14/19)
Tackles for Loss	1 (Howard, 8/31/19)
Interceptions	1 (at Temple, 9/14/19)

**DB - TAHJ CAPEHART - 31 - So.**

Major: Sociology

2019 Season Notes

- Tallied four tackles and first career sack debut on defense vs. Howard (8/31)

CAPEHART'S CAREER STATS

YR.	G-GS	UA	A TOT	TFL-YDS	PBU	FF	FR	INT	SACKS
2019	2-0	4	1 5	1.0-13	0	0	0	0-0	1.0-13

**DB - NICK CROSS - 3 - Fr.**

Major: Finance

2019 Season Notes

- Tallied three tackles in back-to-back games to open career (Howard, 8/31 & #21 Syracuse, 9/7)

CROSS' CAREER STATS

YR.	G-GS	UA	A TOT	TFL-YDS	PBU	FF	FR	INT	SACKS
2019	3-0	4	2 6	1.0-14	0	0	0	0-0	0.0-0

**LB - ISAIAH DAVIS - 22 - Sr.**

Major: Family Science

2018 Season Notes

- Second on the team with 94 tackles (50 solo)
- Third on the team with two sacks
- Led team with nine tackles at #15 Penn State (11/24)
- One of three Terps with double digit tackles (11) vs. Ohio State (11/17).
- Tallied nine tackles vs. Michigan State (11/3).
- Totaled career-high 14 tackles at #19 Iowa (10/20).
- Had seven tackles against Minnesota (9/22) and at #15 Michigan (10/6).
- Notched six tackles against Temple (9/15) and Illinois (10/27).
- Posted 10 tackles, including career-best 2.0 sacks, at Bowling Green (9/8).
- Started at MIKE linebacker in season-opener vs. #23 Texas (9/1), making nine tackles.

2017 Season Notes

- Broke out for 70 tackles, which ranked third on the team, and also totaled 2.0 tackles for loss.
- Earned the team's Dr. John E. Faber Iron Man Award.

Personal

- Brother, Sean Davis, played DB at Maryland (2012-15) and currently starts at safety for the Pittsburgh Steelers - Isaiah often sends game film to Sean for constructive criticism.

I. DAVIS' CAREER STATS

YR.	G-GS	UA	A TOT	TFL-YDS	PBU	FF	FR	INT	SACKS
2016	12-1	14	3 17	0.0-0	0	0	0	0-0	0.0-0
2017	12-9	39	31 70	2.0-8	0	0	0	0-0	0.0-0
2018	12-11	50	44 94	2.0-16	0	0	0	0-0	2.0-16
2019	3-3	2	2 4	0.0-0	0	0	0	0-0	0.0-0
<b>Career</b>	<b>38-24</b>	<b>105</b>	<b>80 185</b>	<b>4.0-24</b>	<b>0</b>	<b>0</b>	<b>0</b>	<b>0-0</b>	<b>2.0-16</b>

I. DAVIS' CAREER HIGHS

Tackles	14 (at #19 Iowa, 10/20/18)
Solo Tackles	7 (3x, last at #19 Iowa, 10/20/18)
Tackles for Loss	2.0 (at Bowling Green, 9/8/18)
Sacks	2.0 (at Bowling Green, 9/8/18)

**LB - AYINDE ELEY - 16 - So.**

Major: Family Science

**2019 Season Notes**

- Tallied second tackle for loss as part of five tackle game at Temple (9/14)
- Notched career-high seven tackles (six solo) and picked up second career fumble recovery off a **Keandre Jones** forced fumble in the first quarter vs. #21 Syracuse (9/7)
- Tallied career-high six tackles with one for loss vs. Howard (8/31)

**2018 Season Notes**

- Recovered a fumble vs. Ohio State (11/17).
- Made first career start against Rutgers (10/13), leading team with six tackles.
- Posted first career interception late in fourth quarter at Bowling Green (9/8).
- Made collegiate debut against #23 Texas (9/1).

**Personal**

- A 4-star recruit according to Scout.
- Also received offers from Ohio State, Penn State, Michigan State, West Virginia and Virginia Tech.

**ELEY'S CAREER STATS**

YR.	G-GS	UA	A	TOT	TFL-YDS	PBU	FF	FR	INT	SACKS
2018	11-1	6	5	11	0.0-0	1	0	1	1-(-4)	0.0-0
2019	3-3	11	7	18	2.0-4	1	0	1	0	0.0-0
<b>Totals</b>	<b>14-14</b>	<b>17</b>	<b>12</b>	<b>29</b>	<b>2.0-4</b>	<b>2</b>	<b>0</b>	<b>2</b>	<b>1-(-4)</b>	<b>0.0-0</b>

**ELEY'S CAREER HIGHS**

Tackles	7 (#21 Syracuse, 9/7/19)
Solo Tackles	6 (#21 Syracuse, 9/7/19)
Interceptions	1 (at Bowling Green, 9/8/18)
Fumble Recoveries	1 (2x, last vs. #21 Syracuse, 9/7/19)
Tackles for Loss	1 (2x, last at Temple, 9/14/19)

**DL - BRANDON GADDY - 98 - So.**

Major: African American Studies

**2019 Season Notes**

- Secured two tackles vs. #21 Syracuse (9/7)
- Posted first career sack in season opener vs. Howard (8/31)

**2018 Season Notes**

- Had first two career tackles vs. Rutgers (10/13)

**GADDY'S CAREER STATS**

YR.	G-GS	UA	A	TOT	TFL-YDS	PBU	FF	FR	INT	SACKS
2018	12-0	2	0	2	0.0-0	0	0	0	0	0.0-0
2019	3-0	4	0	4	1.0-5	0	0	0	0	1.0-5
<b>Totals</b>	<b>15-0</b>	<b>6</b>	<b>0</b>	<b>6</b>	<b>1.0-5</b>	<b>0</b>	<b>0</b>	<b>0</b>	<b>0</b>	<b>1.0-5</b>

**GADDY'S CAREER HIGHS**

Tackles	2 (2x, last vs. #21 Syracuse, 9/7/19)
Sacks	1 (Howard, 8/31/19)

**DL - KEIRON HOWARD - 59 - Sr.**

Major: American Studies

**2019 Season Notes**

- Tallied a sack vs. #21 Syracuse (9/7)
- Earned first career start vs. Howard (8/31)

**2018 Season Notes**

- Posted an eight yard sack, a career-best two TFLs at Indiana (11/10).
- Had three tackles, including 0.5 TFL, at #19 Iowa (10/20).
- Posted three tackles at #15 Michigan (10/6).
- Had a sack in season-opener against #23 Texas (9/1).

**HOWARD'S CAREER STATS**

YR.	G-GS	UA	A	TOT	TFL-YDS	PBU	FF	FR	INT	SACKS
2016	5-0	0	1	1	0.0-0	0	0	0	0-0	0.0-0
2017	11-0	6	7	13	2.0-9	0	0	0	0-0	2.0-9
2018	11-0	11	11	22	3.5-14	0	0	0	0-0	2.0-12
2019	3-2	2	1	3	1.0-5	0	0	0	0-0	1.0-5
<b>Totals</b>	<b>30-2</b>	<b>19</b>	<b>20</b>	<b>39</b>	<b>6.5-28</b>	<b>0</b>	<b>0</b>	<b>0</b>	<b>0-0</b>	<b>5.0-26</b>

**HOWARD'S CAREER HIGHS**

Tackles	3 (5x, last vs. Ohio State, 11/17/18)
Solo Tackles	2 (4x, last at Indiana, 11/10/18))
Tackles for Loss	2.0 (at Indiana, 11/10/18)
Sacks	1.0 (4x, last vs. #21 Syracuse, 9/7/19)

**DB - DEON JONES - 14 - So.**

Major: Communications

**2019 Season Notes**

- Earned first career start vs. #21 Syracuse, securing three tackles and forcing a fumble

**2018 Season Notes**

- Forced first career fumble against Michigan State.
- Had career-high five tackles, including 1.0 TFL, at #19 Iowa.

**Personal**

- A consensus 4-star recruit; also considered PSU, Florida and Clemson.
- Missed senior year of high school due to injury.

**D. JONES' CAREER STATS**

YR.	G-GS	UA	A	TOT	TFL-YDS	PBU	FF	FR	INT	SACKS
2018	8-0	11	6	17	1.0-1	0	1	0	0-0	0.0-0
2019	3-2	5	2	7	0.0-0	0	1	0	0-0	0.0-0
<b>Totals</b>	<b>11-2</b>	<b>16</b>	<b>8</b>	<b>24</b>	<b>1.0-1</b>	<b>0</b>	<b>2</b>	<b>0</b>	<b>0-0</b>	<b>0.0-0</b>

**D. JONES' CAREER HIGHS**

Tackles	5 (at #19 Iowa, 10/20/18)
Solo Tackles	4 (at #19 Iowa, 10/20/18)
Tackles for Loss	1.0 (at #19 Iowa, 10/20/18)
Forced Fumbles	1 (2x, last vs. #21 Syracuse, 9/7/19)

**LB - KEANDRE JONES - 4 - Sr.**

Major: American Studies

**2019 Season Notes**

- Eighth in country averaging 1.17 sacks per game
- Recorded third straight game with tackle for loss at Temple (9/14)
- Had career day vs. #21 Syracuse (9/7): forcing a fumble, totaling a career-high two sacks and securing a career-best eight tackles
- Earned first career start and totaled four tackles and 1.5 sacks in Maryland debut vs. Howard (8/31)

**Personal**

- A consensus 5-star recruit out of high school
- Was a Top 10 outside linebacker recruit nationally with ESPN ranking him No. 3, Rivals No. 6 and 247Sports No. 8
- He was also considered among the Top 30 players in the nation overall by both ESPN (No. 28 overall on the ESPN 300) and Rivals (No. 30 on the Rivals 100)

**K. JONES' CAREER STATS**

YR.	G-GS	UA	A TOT	TFL-YDS	PBU	FF	FR	INT	SACKS
2016	6-0	1	4	4	0.0-0	0	0	0	0.0-0
2017	14-0	11	4	15	0.5-1	0	0	0	0.0-0
2018	12-0	7	3	10	1.0-1	0	0	0-0	1.0-1
2019	3-3	11	4	15	4.5-29	0	1	0-0	3.5-28
<b>Totals</b>	<b>35-3</b>	<b>30</b>	<b>15</b>	<b>45</b>	<b>6.0-31</b>	<b>0</b>	<b>1</b>	<b>0-0</b>	<b>4.5-29</b>

**K. JONES' CAREER HIGHS**

Tackles	8 (#21 Syracuse, 9/7/19)
Solo Tackles	7 (#21 Syracuse, 9/7/19)
Sacks	2 (#21 Syracuse, 9/7/19)
Forced Fumbles	1 (#21 Syracuse, 9/7/19)

**DL - BRETT KULKA - 96 - Sr.**

Degree: Geographical Science. Pursuing a master's degree in Professional Studies in Technology Entrepreneurship.

**Career Honors**

- 4x Academic All-Big Ten

**2019 Season Notes**

- Posted a career-high two tackles for loss for eight yards including first career full sack at Temple (9/14)

**2018 Season Notes**

- Totaled a season-best three tackles vs. Temple (9/15)
- Tallied a half-sack at Bowling Green (9/8)
- Started off season with two tackles and a fumble recovery vs. #23 Texas (9/1).

**2017 Season Notes**

- Notched season-highs in tackles (30) and tackles for loss (3.5)
- Posted four tackles at #22 Michigan State (11/18)
- Made first start of season vs. #21 Michigan (11/11), totaling two tackles
- Had three tackles at #5 Wisconsin (10/21) and forced a key fumble deep in Badger territory
- Had a career-high six tackles vs. Northwestern (10/14), including 1.0 TFL
- Notched four tackles, including 1.0 TFL, vs. UCF (9/23)
- Posted career-high four tackles and 1.5 TFLs vs. Towson (9/9)

**2016 Season Notes**

- Posted two tackles and a 0.5 sack vs. Boston College (12/26)
- Had a 0.5 TFL at #2 Michigan (11/5)
- Made first career start at FIU (9/9), totaling one tackle.

**KULKA'S CAREER STATS**

YR.	G-GS	UA	A TOT	TFL-YDS	PBU	FF	FR	INT	SACKS
2015	11-0	2	2	4	1.0-1	1	0	0	0.0-0
2016	13-5	5	6	11	1.0-3	0	0	0-0	0.5-2
2017	11-1	18	12	30	3.5-6	0	1	0-0	0.0-0
2018	4-0	2	5	7	0.5-5	0	0	1	0.0-0.5-5
2019	3-0	4	0	4	2.0-8	0	0	0-0	1.0-6
<b>Totals</b>	<b>41-6</b>	<b>31</b>	<b>25</b>	<b>56</b>	<b>7.5-19</b>	<b>1</b>	<b>1</b>	<b>1</b>	<b>0-0</b>

**KULKA'S CAREER HIGHS**

Tackles	6 (Northwestern, 10/14/17)
Solo Tackles	3 (3x, last Northwestern, 10/14/17)
Tackles for Loss	2 (at Temple, 9/14/19)
Forced Fumbles	1 (at #5 Wisconsin, 10/21/17)
Fumble Recoveries	1 (vs. #23 Texas, 9/1/18)
Sacks	1 (at Temple, 9/14/19)

**DB - MARCUS LEWIS - 8 - Sr.**

Major: Family Science

**2019 Season Notes**

- Recovered a fumble and broke-up a pass at Temple (9/14)
- Tallied four tackles vs. #21 Syracuse (9/7)

**2018 Season Notes**

- Registered a pair of tackles in a win over Texas (9/1)
- Posted a season-high three solo tackles in a win at Bowling Green (9/8)

**2017 Season Notes**

- Redshirt season after transferring from Florida State

**2016 Season Notes (at Florida State)**

- Missed the final five games with an injury
- Finished the season with 21 tackles, two pass breakups, including one TFL, an interception and a fumble recovery
- His interception of Ole Miss quarterback Chad Kelly in the third quarter helped Florida State complete a 22-point comeback against the 11th-ranked Rebels in the season-opener
- Recovered a fumble and tallied four stops, including his first career TFL, against Charleston Southern the following week
- Totaled a season-high six tackles versus No. 23 North Carolina
- Only player with both a fumble recovery and interception on the season.

**LEWIS' CAREER STATS**

YR.	G-GS	UA	A	TOT	TFL-YDS	PBU	FF	FR	INT	SACKS
2019	3-3	5	1	6	0.0-0	1	0	1	0	0.0-0

**DB - JORDAN MOSLEY - 18 - So.**

Major: Undeclared

**2018 Season Notes**

- Tallied a career-best seven tackles at Temple (9/14) with first career forced fumble.
- Posted first career interception, returning it for 13 yards vs. #21 Syracuse (9/7)
- Also notched first career sack vs. the Orange

**2018 Season Notes**

- Totaled 29 tackles (18 solo)
- Second on the team with a career-best six tackles at #15 Penn State (11/24)
- Matched career-best with four tackles against Ohio State (11/17).
- Totaled four tackles against Rutgers (10/13).
- Had three tackles at #15 Michigan (10/6).
- Posted four tackles vs. Minnesota (9/22).
- Made collegiate debut at Bowling Green (9/8).

**Personal**

- A consensus 3-star recruit; rated the 31st overall player in the state of Pennsylvania.
- Originally listed as a linebacker, but moved to safety prior to start of 2018.

**MOSLEY'S CAREER STATS**

YR.	G-GS	UA	A	TOT	TFL-YDS	PBU	FF	FR	INT	SACKS
2018	10-0	18	11	29	0.0-0	0	0	0	0-0	0.0-0
2019	3-3	8	2	10	1.0-3	0	1	0	1-13	1.0-3
<b>Totals</b>	<b>12-2</b>	<b>26</b>	<b>13</b>	<b>39</b>	<b>1.0-3</b>	<b>0</b>	<b>1</b>	<b>0</b>	<b>1-13</b>	<b>1.0-3</b>

**MOSLEY'S CAREER HIGHS**

Tackles	7 (at Temple, 9/14/19)
Solo Tackles	6 (at #15 Penn State, 11/24/18)
Interceptions	1 (#21 Syracuse, 9/7/19)
Sacks	1 (#21 Syracuse, 9/7/19)
Forced Fumble	1 (at Temple, 9/14/19)

**DL - SAM OKUAYINONU - 97 - Jr.**

Major: Family Science

**2019 Season Notes**

- Junior College transfer
- Led Maryland with seven tackles and posted a sack in Terrapin debut vs. Howard (8/31)

**OKUAYINONU'S CAREER STATS**

YR.	G-GS	UA	A	TOT	TFL-YDS	PBU	FF	FR	INT	SACKS
2019	3-0	3	4	7	1.0-5	0	0	0	0-0	1.0-5

**DL - OLUWASEUN OLUWATIMI - 52 - Sr.**

Major: Civil Engineering

**Honor Roll**

- Academic All-Big Ten (2017 & 2018)

**2019 Season Notes**

- Tallied a tackle for loss in three straight games to start the season vs. Howard (8/31), #21 Syracuse (9/7) and at Temple (9/14)

**2018 Season Notes**

- Nabbed career-best seven tackles (four solo) and forced a fumble against Ohio State (11/17).
- Recorded both first sack of the season and first forced fumble of career at Indiana (11/10)
- Tied a career-best with three tackles against Illinois (10/27).
- Made first career start against Minnesota (9/22).

**2017 Season Notes**

- Appeared in all 12 games, totaling 14 tackles and 1.5 sacks.

**OLUWATIMI'S CAREER STATS**

YR.	G-GS	UA	A	TOT	TFL-YDS	PBU	FF	FR	INT	SACKS
2016	0-0	0	0	0	0.0-0	0	0	0	0-0	0.0-0
2017	12-0	8	6	14	1.5-7	0	0	0	0-0	1.5-7
2018	12-1	12	10	22	1.0-1	0	3	0	0-0	1.0-0
2019	3-3	5	1	6	3.0-5	0	0	0	0-0	0.0-0
<b>Totals</b>	<b>27-4</b>	<b>27</b>	<b>17</b>	<b>44</b>	<b>5.5-12</b>	<b>0</b>	<b>3</b>	<b>0</b>	<b>0-0</b>	<b>1.5-7</b>

**OLUWATIMI'S CAREER HIGHS**

Tackles	7 (vs. Ohio State, 11/17/18)
Solo Tackles	4 (vs. Ohio State, 11/17/18)
Tackles for Loss	1.0 (5x, last at Temple, 9/14/19)
Sacks	1.0 (2x, last at Indiana, 11/10/18)
Forced Fumbles	1 (2x, last vs. Ohio State, 11/7/18)

**DL - LAWTEZ ROGERS - 95 - So.**

Major: Communications

**2019 Season Notes**

- Earned first career start vs. Howard (8/31) and posted a pass breakup

**2018 Season Notes**

- Totaled eight tackles (five solo) and one sack
- Notched career-best two solo tackles and first career sack, taking down Dwayne Haskins vs. #9 Ohio State (11/17)
- Posted career-best three tackles (two solo) at Bowling Green
- Saw first game action vs. #23 Texas (9/1).

**ROGERS' CAREER STATS**

YR.	G-GS	UA	A	TOT	TFL-YDS	PD	FF	FR	INT	SACKS
2018	9-0	5	2	7	1.0-4	0	0	0	0-0	1.0-4
2019	3-2	1	0	1	0.0-0	1	0	0	0-0	0.0-0
<b>Totals</b>	<b>12-2</b>	<b>6</b>	<b>2</b>	<b>8</b>	<b>1.0-4</b>	<b>1</b>	<b>0</b>	<b>0</b>	<b>0-0</b>	<b>1.0-4</b>

**LB - SHAQ SMITH - 5 - Gr.**

**Degree:** Parks, recreation & tourism management; pursuing his Master's of Professional Studies in Technology Entrepreneurship

**2019 Season Notes**

- Missed #21 Syracuse game due to injury
- Earned first career start in Maryland debut, tallying three tackles and a sack

**2018 Season Notes (at Clemson) - Won National Championship**

- Credited with 16 tackles (2.5 for loss) including a sack in 140 snaps over 15 games
- Opened the season with four tackles, including 1.5 for loss against Furman
- Recorded his first sack of the season vs. No. 3 Notre Dame in the Cotton Bowl

**2017 Season Notes (at Clemson)**

- Had 14 tackles and an interception for six yards in 73 snaps over 13 games
- Had four tackles and a six-yard interception return in 31 snaps against The Citadel on Nov. 18
- Had three tackles in 15 snaps against No. 7 Miami (Fla.) in the ACC Championship Game on Dec. 2.

**SMITH'S CAREER STATS**

YR.	G-GS	UA	A	TOT	TFL-YDS	PBU	FF	FR	INT	SACKS
2017	13-0	4	8	12	0.0-0	1	0	0	1-6	0.0-0
2018	15-0	9	8	17	2.5-13	0	0	0	0-0	1.0-6
2019	2-2	3	3	6	1.0-1	0	0	0	0-0	1.0-1
<b>Totals</b>	<b>30-2</b>	<b>15</b>	<b>19</b>	<b>34</b>	<b>3.5-14</b>	<b>1</b>	<b>0</b>	<b>0</b>	<b>1-6</b>	<b>2.0-7</b>

**SMITH'S CAREER HIGHS**

Tackles	4 (Clemson vs. Furman, 9/1/18)
Solo Tackles	2 (2x, last Clemson vs. Furman, 9/1/18)
Tackles for Loss	1.5 (Clemson vs. Furman, 9/1/18)
Sacks	1.0 (2x, last vs. Howard, 8/31/19)

**PK - JOSEPH PETRINO - 27 - Fr.**

**Major:** Undeclared

**2018 Season Notes**

- Went 9-for-9 in PATs in back-to-back weeks vs. Howard (8/31) & #21 Syracuse (9/7)

**2018 Season Notes**

- Made the first 11 field goals of his career, becoming the last kicker in the country to miss an attempt
- Only freshman kicker in the country to remain perfect on attempts.
- Hit four field goals at Indiana, the most by a Maryland kicker since Nick Ferrara in 2011.
- Went 9-for-9 in PATs vs. Illinois (10/27)
- Made both field goal attempts against Rutgers (10/13).
- Hit a career-long 40-yard FG and made all 6 PATs at Bowling Green (9/8).
- Made collegiate debut against #23 Texas (9/1), knocking down a pair of field goals and making all four extra points.
- The first true freshman to start at placekicker for the Terps since Brad Craddock in 2012, who would go on to win the Lou Groza Award.

**Personal**

- Rated 12th nationally among placekickers by 247sports.com in class.
- Was featured on SportsCenter during high school for kicking 50-yard field goals with both his left and right foot.

**PETRINO'S CAREER STATS (KICKING)**

YR.	G-GS	FGM-FGA	<29	30-39	40-49	50+	LG	PATS	PTS
2018	11-11	12-14	5-5	6-6	1-3	0-0	40	40-41	76
2019	3-3	0-1	0-0	0-0	0-1	0-0	-	18-18	18
<b>Totals</b>	<b>14-14</b>	<b>12-15</b>	<b>5-5</b>	<b>6-6</b>	<b>1-4</b>	<b>0-0</b>	<b>40</b>	<b>49-50</b>	<b>94</b>

**PETRINO'S CAREER HIGHS**

Long	40 yards (at Bowling Green, 9/8/18)
Field Goals Made	4 (at Indiana, 11/10/18)
PATs Made	9 (2x, last vs. Howard, 8/31/19)

**P - ANTHONY PECORELLA - 98 - Fr.**

**Major:** Undeclared

**2019 Season Notes**

- Punted four times, not allowing a return and recorded a 54-yard boot at Temple (9/14)
- Put two of his three punts inside the 20 in Maryland debut vs. Howard (8/31)

**Personal**

- Dad played football at Hofstra
- Has second degree black belt

**PECORELLA'S CAREER STATS (PUNTING)**

YR.	G-GS	PUNTS	YDS	AVG	LG	TB	FC	120	50+
2019	3-1	7	286	40.9	54	1	5	2	0

**P - COLTON SPANGLER - 99 - Fr.**

**Major:** Architecture

**2019 Season Notes**

- Punted career-best 56 yard punt at Temple
- Booted a 54-yard on first career Maryland action vs. Howard (8/31)

**Personal**

- Wants to be an architect
- Has second degree black belt

**SPANGLER'S CAREER STATS (PUNTING)**

YR.	G-GS	PUNTS	YDS	AVG	LG	TB	FC	120	50+
2019	3-2	9	363	40.3	56	1	5	2	1

NUMERICAL ROSTER

No.	Name	Pos.	Ht.	Wt.	Cl.	Hometown (High School/Last School)
1	DJ Turner	WR	5-9	206	Sr.	Glenarden, Md. (DeMatha Catholic HS)
2	Lorenzo Harrison III	RB	5-7	189	Jr.	Hillcrest Heights, Md. (DeMatha Catholic HS)
3	Nick Cross	DB	6-1	212	Fr.	Hyattsville, Md. (DeMatha Catholic HS)
3	Tyrrell Pigrome	QB	5-10	209	Jr.	Birmingham, Ala. (Clay-Chalkville HS)
4	Keandre Jones	LB	6-3	220	Sr.	Olney, Md. (Good Counsel)
4	Lance LeGendre	QB	6-1	209	Fr.	New Orleans, La. (Warren Easton HS)
5	Anthony McFarland Jr.	RB	5-9	198	So.	Hyattsville, Md. (DeMatha Catholic HS)
5	Shaq Smith	LB	6-2	251	Gr.	Baltimore, Md. (IMG Academy/Clemson)
6	Jeshaun Jones	WR	6-1	189	So.	Fort Myers, Fla. (South Fort Myers HS)
7	Dontay Demus Jr.	WR	6-3	200	So.	Washington, D.C. (Friendship Collegiate Academy)
7	Tino Ellis	DB	6-1	195	Sr.	Reisterstown, Md. (DeMatha Catholic HS)
8	Tayon Fleet-Davis	RB	5-11	226	Jr.	Oxon Hill, Md. (Potomac HS)
8	Marcus Lewis	DB	6-1	197	Sr.	District Heights, Md. (Gonzaga/Florida State)
9	Chigoziem Okonkwo	TE	6-2	244	So.	Powder Springs, Ga. (Hillgrove HS)
10	Tyler Baylor	DL	6-4	255	RFr.	Olney, Md. (Good Counsel HS)
10	Jayden Comma	WR	6-2	214	So.	Roswell, Ga. (Roswell HS)
11	Fofie Bazzie	DB	5-11	199	So.	Silver Spring, Md. (Quince Orchard HS)
11	Donny Sanders	QB	6-5	229	RSo.	McLean, Va. (The Potomac School/Syracuse)
12	Vincent Flythe	DB	5-11	179	RFr.	Washington, D.C. (Howard D. Woodson HS)
13	Tyler DeSue	QB	6-1	217	RFr.	Virginia Beach, Va. (Bishop Sullivan Catholic HS)
13	Rayshad Lewis	DB	5-10	177	Jr.	Orlando, Fla. (Bishop Moore HS/Utah State)
14	Deon Jones	DB	6-1	196	So.	Oxon Hill, Md. (Potomac HS)
15	Brian Cobbs	WR	6-2	202	So.	Alexandria, Va. (Hayfield HS)
16	Ayinde Eley	LB	6-3	226	So.	Silver Spring, Md. (Good Counsel HS)
16	Dino Tomlin	WR	5-11	176	Fr.	Pittsburgh, Pa. (Shady Side HS)
17	Treron Collins	DB	6-1	200	Fr.	Fairburn, Ga. (Langston Hughes HS)
17	Josh Jackson	QB	6-2	218	Jr.	Ann Arbor, Mich. (Saline HS/Virginia Tech)
18	Max Bortenschlager	QB	6-3	205	Jr.	Fishers, Ind. (Cathedral HS)
18	Jordan Mosley	LB	6-1	210	So.	Havertown, Pa. (Haverford HS)
19	MJ Jarrell	WR	6-2	181	So.	Orlando, Fla. (Timber Creek HS)
19	Ahmad McCullough	LB	6-1	220	RFr.	Baltimore, Md. (Mount Saint Joseph)
20	Javon Leake	RB	6-0	206	Jr.	Greensboro, N.C. (Page HS)
20	Antwaine Richardson	DB	6-0	189	Sr.	Delray Beach, Fla. (Atlantic Community HS)
21	Darryl Jones	WR	6-2	192	So.	Virginia Beach, Va. (Princess Anne HS)
22	Isaiah Davis	LB	6-2	234	Sr.	Temple Hills, Md. (St. Stephen's & St. Agnes)
22	Eric Najarian	QB	6-4	205	Fr.	Crofton, Md. (DeMatha Catholic HS)
23	Fa'Najae Gotay	DB	5-10	221	RFr.	North Fort Myers, Fla. (North Fort Myers HS)
24	Kenny Bennett	DB	6-2	199	So.	Philadelphia, Pa. (Academy at Palumbo)
25	Antoine Brooks, Jr.	DB	5-11	215	Sr.	Lanham, Md. (DuVal HS)
26	Justin Brown	WR	6-3	205	So.	Hillsborough, N.J. (Hillsborough HS)
26	Erwin Byrd	DB	5-10	182	Fr.	Powder Springs, Ga. (McEachern HS)
27	Bryce Brand	Buck	5-11	248	Jr.	Detroit, Mich. (Clayton Valley Charter)
27	Joseph Petrino	K	5-11	182	So.	Richmond Hill, Ga. (Richmond Hill HS)
29	Sean Savoy	WR	5-9	184	Jr.	Washington, D.C. (Woodrow Wilson HS)
30	Durell Nchami	LB	6-4	250	So.	Burtonsville, Md. (Paint Branch HS)
31	Tahj Capehart	DB	5-10	191	So.	Virginia Beach, Va. (Bishop Sullivan Catholic)
31	Nnamdi Egbuaba	LB	6-1	245	Sr.	Baltimore, Md. (St. Frances Academy)
32	Antonio Dicerbo	FB	6-1	252	Jr.	Pasadena, Md. (Gilman School)
32	Bruce Miller	LB	6-0	246	Sr.	Chester, Pa. (Delcastle Technical HS/Dean College)
33	Deonte Banks	CB	6-0	192	Fr.	Edgewood, Md. (Edgewood HS)
34	Jake Funk	RB	5-10	203	Jr.	Gaithersburg, Md. (Damascus HS)
35	Kobi Thomas	LB	6-0	225	Fr.	Hyattsville, Md. (DeMatha Catholic HS)
36	Cortez Andrews	LB	6-0	233	Fr.	Tallahassee, Fla. (Amos P. Godby HS)
37	Lavonte Gater	DB	5-10	168	Fr.	Washington, D.C. (Ballou HS)
38	Paul Inzerillo	K	5-7	181	Jr.	Staten Island, N.Y. (Monsignor Farrell HS)
38	Kareem Montgomery	DB	5-9	185	Gr.	Baltimore, Md. (McDonough HS/Lehigh)
39	Deshawn Holt	LB	6-4	226	Fr.	Waldorf, Md. (Westlake HS)
40	Tanyi Makia	LB	5-11	223	So.	Olney, Md. (Randolph-Macon Academy)
41	Mike Shinsky	PK	5-9	174	Sr.	Towson, Md. (McDonogh School)
42	Kameron Blount	LB	6-2	234	Fr.	Waldorf, Md. (St. Charles HS)
43	Wyatt Cook	LB	6-2	243	Sr.	Baltimore, Md. (McDonogh School/Purdue)
44	Chance Campbell	LB	6-3	225	So.	Towson, Md. (Calvert Hall College)

ALPHABETICAL ROSTER

No.	Name	Pos.
88	Alexander, Jalen	DL
54	Anderson, Spencer	OL
36	Andrews, Cortez	LB
33	Banks, Deonte	CB
80	Barnes, Noah	TE
10	Baylor, Tyler	DL
11	Bazzie, Fofie	DB
24	Bennett, Kenny	DB
42	Blount, Kameron	LB
89	Booker, Jr., Anthony	DL
18	Bortenschlager, Max	QB
57	Bradley, TJ	OL
27	Brand, Bryce	DL
25	Brooks, Jr., Antoine	DB
26	Brown, Justin	WR
49	Brownlee, David	LB
26	Byrd, Erwin	DB
44	Campbell, Chance	LB
31	Capehart, Tahj	DB
83	Carriere, Carlos	WR
70	Christie, Sean	OL
15	Cobbs, Brian	WR
17	Collins, Treron	DB
10	Comma, Jayden	WR
43	Cook, Wyatt	LB
3	Cross, Nick	DB
22	Davis, Isaiah	ILB
75	Davis, Terrance	OL
7	Demus, Dontay	WR
13	DeSue, Tyler	QB
87	Devera, Tyler	TE
32	DiCerbo, Antonio	FB
71	Duncan, Jaelyn	OL
31	Egbuaba, Nnamdi	LB
16	Eley, Ayinde	LB
7	Ellis, Tino	DB
97	Faulkner, Bentley	K/P
64	Finger, Marcus	OL
8	Fleet-Davis, Tayon	RB
12	Flythe, Vincent	DB
55	Fontaine, Austin	OL
34	Funk, Jake	RB
98	Gaddy, Brandon	DL
61	Gaddy, Breyon	OL
77	Gater, Lavonte	DB
77	Glasgow, Cherokee	DL
23	Gotay, Fa'Najae	DB
53	Greeley, Sean	LB
52	Gregory, Evan	OL
63	Hamilton, Tyler	OL
2	Harrison III, Lorenzo	RB
82	Hazel, Isaiah	QB
69	Heath, Paris	OL
39	Holt, Deshawn	LB
59	Howard, Keiron	DL
67	Hunt, Tyrann	OL
38	Inzerillo, Paul	PK
17	Jackson, Josh	QB
86	Jackson, Malik	TE
19	Jarrell, MJ	WR
21	Jones, Darryl	WR
14	Jones, Deon	DB
6	Jones, Jeshaun	WR



# 2019 MARYLAND FOOTBALL

4	Jones, Keandre	LB	45	Zack Roski	TE	6-8	246	Jr.	Laurel, Md. (St. Vincent Pallotti HS)
73	Jordan, Johnny	OL	46	Robert Schwob	TE	6-7	241	Jr.	Annapolis, Md. (Broadneck HS)
96	Kulka, Brett	KL	47	James Rosenberry	LS	5-11	209	So.	Columbus, Ohio (Olentangy HS)
20	Leake, Javon	RB	48	Oladimeji Olayinka	LB	6-1	225	So.	Ellicott City, Md. (Howard HS)
4	LeGendre, Lance	QB	49	David Brownlee	LB	6-0	230	So.	Forestville, Md. (Bishop McNamara HS)
8	Lewis, Marcus	DB	51	Jacob Purcell	DL	6-2	210	Fr.	Owings, Md. (Northern)
13	Lewis, Rayshad	DB	52	Evan Gregory	OL	6-4	308	RFr.	Hyattsville, Md. (DeMatha Catholic HS)
78	Lunsford, Mason	OL	52	Oluwaseun Oluwatimi	DL	5-11	297	Sr.	Upper Marlboro, Md. (DeMatha Catholic HS)
81	Mabry, Tyler	TE	53	Sean Greeley	LB	5-11	211	Fr.	Havre de Grace, Md. (Havre de Grace HS)
40	Makia, Tanyi	LB	54	Spencer Anderson	OL	6-5	318	RFr.	Bowie, Md. (Bishop McNamara HS)
19	McCullough, Ahmad	LB	55	Austin Fontaine	OL	6-3	320	RFr.	Hyattsville, Md. (DeMatha Catholic HS)
5	McFarland Jr., Anthony	RB	57	TJ Bradley	OL	6-8	317	Jr.	Leesburg, Va. (Tuscarora HS/Lackawanna CC)
68	McKennie, Ellis	OL	58	Paul Mouring	LS	5-10	196	Fr.	Baltimore, Md. (Calvert Hall HS)
90	Miller, B'Ahmad	DL	59	Keiron Howard	DL	6-3	278	Sr.	Fort Washington, Md. (Potomac HS)
32	Miller, Bruce	LB	61	Breyon Gaddy	OL	6-2	334	So.	Virginia Beach, Va. (Bishop Sullivan Catholic)
72	Minor, Marcus	OL	63	Tyler Hamilton	OL	6-2	300	Jr.	Bowie, Md. (St. Vincent Pallotti HS)
38	Montgomery, Kareem	DB	64	Marcus Finger	OL	6-5	296	Fr.	Fort Myers, Fla. (Fort Myers HS)
15	Montgomery, Ken	DB	67	Tyran Hunt	OL	6-7	312	So.	Boykins, Va. (Southampton HS)
18	Mosley, Jordan	LB	68	Ellis McKennie	OL	6-4	310	Sr.	McSherrytown, Pa. (McDonogh School)
58	Mouring, Paul	LS	69	Parris Heath	OL	6-4	331	So.	Spring Valley, N.Y. (ASA College)
22	Najarian, Eric	QB	70	Sean Christie	OL	6-4	287	Sr.	Medford, N.Y. (Patchogue-Medford HS)
30	Nchami, Durell	LB	71	Jaelyn Duncan	OL	6-5	323	RFr.	Owings Mills, Md. (St. Frances Academy)
85	Nelson, Sean	WR	72	Marcus Minor	OL	6-4	298	So.	Lanham, Md. (DeMatha Catholic HS)
9	Okonkwo, Chigoziem	TE	73	Johnny Jordan	OL	6-1	305	Jr.	Leesburg, Va. (Gonzaga HS)
97	Okuayinonu, Sam	DL	75	Terrance Davis	OL	6-3	317	Sr.	Temple Hills, Md. (DeMatha Catholic HS)
48	Olayinka, Oladimeji	LB	76	Jack Wagman	OL	6-5	283	Jr.	Potomac, Md. (Winston Churchill HS)
52	Oluwatimi, Oluwaseun	DL	77	Cherokee Glasgow	DL	6-2	275	So.	Mt. Vernon, N.Y. (Mt. Vernon HS/Lackawanna JC)
98	Pecorella, Anthony	P	78	Mason Lunsford	OL	6-6	308	Fr.	Olney, Md. (Good Counsel HS)
27	Petrino, Joseph	K	80	Noah Barnes	TE	6-5	232	Jr.	Auburn, Ala. (Auburn HS)
3	Pigrome, Tyrrell	QB	81	Tyler Mabry	TE	6-4	248	Gr.	Ypsilanti, Mich. (IMG Academy/Bufalo)
51	Purcell, Jacob	DL	82	Isaiah Hazel	WR	6-0	203	Fr.	Upper Marlboro, Md. (Wise HS)
20	Richardson, Antwaine	DB	83	Carlos Carriere	WR	6-5	196	So.	Alpharetta, Ga. (Alpharetta HS)
95	Rogers, Lawtez	DL	85	Sean Nelson	WR	6-0	188	So.	Fairburn, Ga. (Langston Hughes HS)
47	Rosenberry, James	LS	86	Malik Jackson	TE	6-3	237	Fr.	Fort Meade, Md. (Meade HS)
45	Roski, Zack	TE	87	Tyler Devera	TE	6-3	219	Fr.	Wayne, N.J. (Bergen Catholic HS)
11	Sanders, Donny	QB	88	Jalen Alexander	DL	6-3	277	RFr.	Chesapeake, Va. (Western Branch HS)
29	Savoy, Sean	WR	89	Anthony Booker, Jr.	DL	6-3	312	Fr.	Cincinnati, Ohio (Winton Woods HS)
46	Schwob, Robert	TE	90	B'Ahmad Miller	DL	6-2	286	So.	Newark, Del. (St. Frances Academy)
41	Shinsky, Mike	K	95	Lawtez Rogers	DL	6-4	268	So.	Landover, Md. (Eleanor Roosevelt HS)
5	Smith, Shaq	LB	96	Brett Kulka	DL	6-4	258	Sr.	Edinboro, Pa. (General McLane HS)
99	Spangler, Colton	P	97	Bentley Faulkner	K/P	5-11	157	So.	Greensboro, N.C. (Grimsley HS)
35	Thomas, Kobi	LB	97	Sam Okuayinonu	DL	6-1	285	Jr.	Lowell, Mass. (Lowell HS/Mesabi Range CC)
10	Tomlin, Dino	16	98	Brandon Gaddy	DL	6-3	311	So.	Virginia Beach, Va. (Bishop Sullivan Catholic)
1	Turner, DJ	WR	98	Anthony Pecorella	P	6-3	192	Fr.	Malverne, N.Y. (Chaminade)
76	Wagman, Jack	OL	99	Colton Spangler	P	6-0	169	Fr.	Pasadena, Md. (Chesapeake)

**Key:** RS indicates redshirted in 2018; SQ indicates has been eligible to play at least one season, but has not earned a letter; HS indicates high school; TR indicates transfer;

## Pronunciation Guide

Player	Pronunciation	Player	Pronunciation	Player	Pronunciation
Fofie Bazzie	Foe-fee Bazz-EE	Lavonte Gater	GAY-ter	Durell Nchami	Cham-ee (n is silent)
Max Bortenschlager	Bor-tin-shlah-gur	Fa'Najae Gotay	Fah-nah-jay GO-tay	Chigoziem Okonkwo	Chiggo-zem OH-konk-woe
Antoine Brooks, Jr.	Ant-won	Keiron Howard	KEY-ron	Sam Okuayinonu	Oh-KOO-an-ooh
Carlos Carriere	Carrier	Tyran Hunt	Tie-run	Oladimeji Olayinka	Duh-MAY-gee Oh-lay-inka
Dontay Demus	DEE-miss	Jashaun Jones	Jay-shawn	Oluwaseun Oluwatimi	Oh-loowa-shawn Oh-loowa-timmy
Ayinde Eley	Uh-yin-day Eel-E	Javon Leake	Juh-von Leak	Tyrrell Pigrome	Tie-rell Pig-rum
Tayon Fleet-Davis	Tay-on	Lance LeGendre	Luh-ZHON	Antwaine Richardson	Ant-won
Breyon Gaddy	Bree-on	B'Ahmad Miller	Bee-Ahmad		

BIG TEN CONFERENCE 2019 STANDINGS

EAST	BIG TEN				OVERALL							
	W	L	For	Opp	W	L	For	Opp	Hm	Rd	Nu	Streak
Ohio State	1	0	51	10	4	0	214	36	3-0	1-0	0-0	W2
Michigan State	1	0	31	10	3	1	117	44	2-1	1-0	0-0	W1
<b>Penn State</b>	<b>0</b>	<b>0</b>	<b>0</b>	<b>0</b>	<b>3</b>	<b>0</b>	<b>141</b>	<b>30</b>	<b>3-0</b>	<b>0-0</b>	<b>0-0</b>	<b>W3</b>
<b>Maryland</b>	<b>0</b>	<b>0</b>	<b>0</b>	<b>0</b>	<b>2</b>	<b>1</b>	<b>159</b>	<b>40</b>	<b>2-0</b>	<b>0-1</b>	<b>0-0</b>	<b>L1</b>
Indiana	0	1	10	51	3	1	134	78	2-1	0-0	1-0	W1
Michigan	0	1	14	35	2	1	78	77	2-0	0-1	0-0	L1
Rutgers	0	1	0	30	1	2	64	81	1-1	0-1	0-0	L2

WEST	W	L	For	Opp	W	L	For	Opp	Hm	Rd	Nu	Streak
Iowa	1	0	30	0	3	0	86	31	2-0	1-0	0-0	W3
Wisconsin	1	0	35	14	3	0	145	14	2-0	1-0	0-0	W3
Nebraska	1	0	42	38	2	1	152	101	1-0	1-1	0-0	W1
Minnesota	0	0	0	0	3	0	101	88	2-0	1-1	0-0	W3
Purdue	0	0	0	0	1	2	86	92	1-1	0-1	0-0	L1
Illinois	0	1	38	42	2	2	142	102	1-2	1-0	0-0	L2
Northwestern	0	1	10	31	1	2	47	62	1-1	0-1	0-0	L1

**THIS WEEK  
IN THE BIG TEN  
WEEK 5 SCHEDULE**

**Friday, September 27**

#13 Penn State at Maryland (FS1) ..... 8:00 p.m.

**Saturday, September 28**

Rutgers at #11 Michigan (BTN) ..... Noon  
 Northwestern at #13 Wisconsin (ABC) ..... Noon  
 Middle Tennessee at #18 Iowa (ESPN2) ..... Noon  
 Indiana at Michigan State (BTN) ..... 3:30 p.m.  
 Minnesota at Purdue ( ) ..... 3:30 p.m.  
 #6 Ohio State Nebraska (ABC) ..... 7:30 p.m.


**2018 MARYLAND  
BIG TEN PLAYERS OF THE WEEK**

Antoine Brooks, Jr. .... Defensive (9/3)  
 Jashaun Jones ..... Freshman (9/3)  
 Tre Watson ..... Defensive (9/24)  
 Anthony McFarland ..... Freshman (9/24)  
 Ty Johnson ..... Specialist (10/8)  
 Javon Leake ..... Offensive (10/29)  
 Javon Leake ..... Specialist (10/29)  
 Anthony McFarland ..... Freshman (11/19)

**TERP TENDENCIES**

Tendency	2019 Strk.	Last W/L
Overall Record	2-1 L1	9/7/19 vs. Syracuse
Home	2-0 W2	11/17/18 vs. Ohio State
Road	0-1 L5	9/8/18 at Bowling Green
Neutral	0-0 W1	12/26/17 vs. BC
B1G Record	0-0 L4	10/27/18 vs. Illinois
Non-Conference Record	2-1 L1	9/7/19 vs. Syracuse
vs. Top-25 Teams	1-0 W1	11/24/18 at Penn State
vs. Unranked Teams	1-1 L1	8/31/19 vs. Howard
On Grass	0-1 L1	9/1/18 vs. Texas
On Turf	2-0 W2	11/24/18 at Penn State
Day Games	2-1 L1	9/7/19 vs. Syracuse
Night Games	0-0 W4	12/30/14 vs. Stanford
August	1-0 W1	8/28/03 at N. Illinois
September	1-1 L1	9/7/19 vs. Syracuse
October	0-0 W1	10/20/18 at Iowa
November	0-0 L8	11/26/16 vs. Rutgers
December	0-0 L3	12/29/10 vs. East Carolina
Leading after first quarter	2-0 W2	11/17/18 vs. Ohio State
Trailing after first quarter	0-1 L5	9/8/18 at Bowling Green
Tied after first quarter	0-0 L6	9/27/14 at Indiana
Leading at halftime	2-0 W2	11/17/18 vs. Ohio State
Trailing at halftime	0-1 L7	9/8/18 at Bowling Green
Tied at halftime	0-0 W1	11/17/15 vs. Wisconsin
Leading after third quarter	2-1 L1	9/7/19 vs. Syracuse
Trailing after third quarter	0-0 L6	9/1/18 vs. Texas
Tied after third quarter	0-0 W1	9/12/15 vs. Bowling Green
In overtime	0-0 L1	9/17/16 at UCF
Scoring 0-19	0-1 L30	10/6/12 vs. Wake Forest
Scoring 20-29	0-0 L3	10/22/16 vs. Mich. St.
Scoring 30-39 points	0-0 L1	10/27/18 vs. Illinois
Scoring 40+ points	2-0 W2	11/17/18 vs. Ohio State
Allowing 0-19 points	1-0 W3	11/18/17 at Mich. St.
Allowing 20-29 points	1-1 L1	9/7/19 vs. Syracuse
Allowing 30-39 points	0-0 L16	10/18/14 vs. Iowa
Allowing 40+ points	0-0 L4	9/2/17 at Texas
Outgaining Opponent	2-0 W2	11/10/18 at Indiana
Outgained by Opponent	0-1 L9	10/28/17 vs. Indiana
With 100-yard rusher	1-1 L1	9/7/19 vs. Syracuse
Allow 100-yard rusher	0-0 L3	10/27/18 vs. Illinois
With 300-yard passer	0-0 W1	9/22/12 at West Virginia
Allow 300-yard passer	0-0 L1	9/2/17 at Texas
No turnovers	1-0 W5	10/14/17 vs. Northwestern
Less than three turnovers	1-1 L1	9/7/19 vs. Syracuse
Three or more turnovers	0-0 L8	9/6/14 at USF
No takeaways	0-0 L8	9/3/16 vs. Howard
Three or more takeaways	0-1 L2	10/13/18 vs. Rutgers
Win turnover margin	2-1 L1	9/7/19 vs. Syracuse
Lose turnover margin	0-0 L2	10/1/16 vs. Purdue
Win time of possession	2-1 L1	9/7/19 vs. Syracuse
Lose time of possession	2-4 L4	9/22/18 vs. Minnesota
Game decided by 1-9	0-1 L3	9/1/18 vs. Texas
Game decided by 10-19	0-0 L3	9/2/17 at Texas
Game decided by 20+	2-0 W2	11/24/18 at Penn State

Note: The specified date marks the last time the opposite result happened. For example, if Maryland is on a win streak, the date would note the last time Maryland lost in the particular category, and vice versa.





# MICHAEL LOCKSLEY

Head Coach

Towson '92 • 11th Year at Maryland, 1st as Head Coach

Michael Locksley returned home to become the University of Maryland's 37th head football coach in December 2018. Locksley, a Washington, D.C. native with deep personal and professional connections to the area, brings over 20 years of coaching experience, including two separate stints at Maryland, totalling 10 years with the Terps.

The winner of the 2018 Broyles Award, given to the nation's top assistant coach, Locksley has spent the last three years working under Nick Saban at the University of Alabama. He served as the Crimson Tide's co-offensive coordinator and won a national championship last season before being promoted to offensive coordinator in February of 2018 and helping Alabama return to the College Football Playoff.

Locksley, known for strong recruiting skills, was listed as a top-25 recruiter in the nation three different times (2003, 2005, 2006) and was a finalist for 2007 recruiter of the year by Rivals.com. He also engineered top-10 recruiting classes during each of his two seasons (2003-04) as running backs coach and recruiting coordinator at the University of Florida.

Locksley has signed 21 four or five star recruits over his coaching career (according to 247sports), 14 of which came from the DMV area, in addition to coaching 92 NFL Draft selections. Among Locksley's successful signings to Maryland were future NFL stars Vernon Davis, Shawne Merriman, LaMont Jordan, D'Qwell Jackson, EJ Henderson, Yannick Ngakoue and Stefon Diggs.

Alabama's Locksley-led offense is averaging 47.9 points and 527.6 yards per game in 2018. The Tide has already set school records for points scored (623), single-season total offense (6,859 yards) and passing yards (4,231) in a season. Alabama quarterback Tua Tagovailoa has thrown for 3,189 yards and a school-record 37 touchdowns in 2018.

In 2017, Locksley coached the Alabama wide receivers, who combined to catch 128 passes for 2,059 yards and 19 touchdowns led by First Team All-SEC selection Calvin Ridley. Ridley hauled in 63 passes for 967 yards and five touchdowns in his junior season. Locksley spent the 2016 season on the Crimson Tide's staff as an offensive analyst.

Prior to Alabama, Locksley served as Maryland's offensive coordinator and quarterbacks coach from 2012-15. He was named the Terps interim head coach for the final six games of the 2015 season.

During his time as Maryland's offensive coordinator, the Terrapins produced balanced and effective results. Locksley's attack was led by quarterback C.J. Brown, who became Maryland's all-time leader in touchdowns responsible (58) after totaling 13 passing touchdowns and

eight rushing touchdowns in 2014. Locksley also mentored wide receiver, Stefon Diggs, who hauled in 62 passes for 792 yards and five touchdowns en route to second team All-Big Ten honors. Diggs is now an NFL superstar for the Minnesota Vikings.

In 2013, Locksley guided an offense that eclipsed 5,000 yards (5,160) for only the fourth time in program history and the first time since 2003. The passing game excelled that season, totaling 3,231 yards for the third-highest total in school history.

Prior to Maryland, Locksley served as the head coach at the University of New Mexico from 2009-11. Before that, Locksley also served as the offensive coordinator at the University of Illinois from 2005-08. The Illini went from No. 72 nationally in total offense in 2005 to 19th following the 2008 season. They led the Big Ten in rushing in 2006 and 2007 and then led the league in passing in 2008. The rushing attack was twice ranked in the top-10 nationally (No. 10 in 2006 and No. 5 in 2007).

Under Locksley's offensive plan, wide receiver Arrelious Benn was a first team all-conference pick as a sophomore in 2008 after leading the league in receiving yards (1,055). He went on to become a second-round pick of the Tampa Bay Buccaneers in the 2010 NFL Draft.

The 2007 Illinois offense became just the third unit in school history to surpass the 5,000-yard mark and first to top 3,000 rushing yards. Led by Big Ten Offensive Player of the Year Rashard Mendenhall, the Illini led the league in rushing for the second straight year and finished fifth nationally at 256.7 yards a game.

Illinois played USC in the 2008 Rose Bowl and finished the season ranked 18th in the nation in the ESPN/USA Today Coaches' poll and 20th by the Associated Press following a 9-4 season. In 2006, Locksley led an Illinois offense that paced the Big Ten and ranked 10th in the nation in rushing, averaging 188.8 yards.

Locksley spent the 2003 and 2004 seasons at the University of Florida as the running backs coach and recruiting coordinator. In 2004, Gators' running back Ciatrick Fason led the SEC and ranked 19th in the NCAA in rushing (105.6 yards a game) on his way to second-team all-league honors.

In his first stint at Maryland from 1997-2002, Locksley enjoyed success both recruiting and grooming players in College Park. He oversaw the running backs during his entire tenure, including the final five as recruiting coordinator. Three different running backs - Chris Downs, Bruce Perry and LaMont Jordan - gained more than 1,000 yards and

## The Locksley File

Full Name	Michael Locksley
Date of Birth	December 25, 1969
Hometown	Washington, D.C.
Alma Mater	Towson University '92 (B.A., Marketing)
Family	Wife, Kia; Children: Mike Jr., Kai, Kori and the late Meiko.
Playing Experience	Safety at Towson
Years in Coaching (College)	25

## Coaching Experience

2018	Offensive Coordinator	Alabama
2017	Co-Offensive Coordinator/Wide Receivers	Alabama
2016	Offensive Analyst	Alabama
2012-15	Offensive Coordinator/Quarterbacks	Maryland
2009-11	Head Coach	New Mexico
2006-08	Offensive Coordinator/Quarterbacks	Illinois
2005	Offensive Coordinator/Tight Ends	Illinois
2003-04	Running Backs/Recruiting Coordinator	Florida
1998-02	Running Backs/Recruiting Coordinator	Maryland
1997	Running Backs	Maryland
1996	Wide Receivers/Tight Ends	Army
1995	Outside Linebackers	Pacific
1994	DC/DL Coach	Naval Academy Preparatory School
1993	DC/DB Coach	Naval Academy Preparatory School
1992	Defensive Backs/Special Teams	Towson State

were named First Team All-Atlantic Coast Conference.

He began his coaching career at Towson in 1992, where he coached defensive backs and special teams, followed by two seasons at the U.S. Naval Academy Preparatory School. He coached outside linebackers at the University of the Pacific in 1995 and then coached wide receivers and tight ends at Army in 1996.

Locksley played safety at Towson University, where he was the team's defensive MVP as a senior in 1991. He finished his career ranked 19th on the school's all-time tackles list and graduated with a bachelor's degree in business administration and marketing.

Locksley and his wife, Kia, have four children: Mike Jr., Kai, Kori and the late Meiko.

LOCKSLEY BY THE NUMBERS

2

Under Locksley last season, Alabama had the third highest scoring offense in the country at 45.6 points per game, trailing only Oklahoma and Utah State. QB Tua Tagovailoa also ranked second in yards per pass attempt at 16.9, while ranking in the top-10 nationally in four other major categories.

3

On three separate occasions over his career, Locksley has been named a Top-25 Recruiter in the FBS.

7

The average amount of offensive plays it took Locksley's 2018 Alabama offense to score their first touchdown (in an average 4:07).

8

Locksley has helped sign eight top-25 recruiting classes during his coaching career, including four top-five classes.

10

Locksley has coached at Maryland for 10 seasons (1997-02, 2012-15).

19

While the wide receivers coach at Alabama in 2017, the Crimson Tide wide receivers caught 19 touchdown passes over the course of the season.

24

Locksley has signed 24 four or five star recruits over his coaching career (according to 247sports), 14 of which came from the DMV area.

92

Locksley has coached 92 NFL draft picks in over 20 years of coaching college football.

105

Locksley has spent 105 weeks coaching teams ranked in the AP Top 25..

1,000

A trio of Maryland running backs -- Chris Downs, Bruce Perry and LaMont Jordan -- each gained over 1,000 yards under Locksley in this first stint at Maryland.

3,000

Locksley's 2007 Illinois team is the only team in school history to eclipse 3,000 rushing yards.

7,830

Locksley's 2018 Alabama offense has gained 7,830 yards of offense, the most in Alabama history and the fifth highest mark in the country.

MARYLAND COACHING STAFF

OFFENSE



**SCOTTIE MONTGOMERY (Booth)**

Offensive Coordinator/Quarterbacks  
1st Year at Maryland (Duke, '00)

- Was HC at East Carolina from 2015-18
- Helped guide Duke to three-straight bowl games from 2013-15.
- Had four year NFL career from 2000-02 and coached for the Pittsburgh Steelers from 2010-12.



**ELIJAH BROOKS (Field)**

Running Backs  
1st Year at Maryland (William & Mary, '07)

- Spent last eight years as HC at powerhouse DeMatha High School
- Coached Anthony McFarland, Lorenzo Harrison, Terrance Davis, Tino Ellis & more
- Won four consecutive WCAC Championships



**MIKE MILLER (Booth)**

Tight Ends  
1st Year at Maryland (UAB, '15)

- Spent last two seasons as Michael Locksley's graduate assistant at Alabama
- Helped Tide offense set countless school records in 2018
- Played quarterback at UAB in 2011-12



**JOKER PHILLIPS (Field)**

Co-Offensive Coordinator/Wide Receivers  
1st Year at Maryland (Kentucky, '86)

- 30-year coaching veteran in college & NFL
- Has coached at Cincinnati, Minnesota, Notre Dame, South Carolina, Florida & the NFL
- Known for his recruiting prowess



**JOHN REAGAN (Field)**

Offensive Line  
1st Year at Maryland (Syracuse, '94)

- 25 years of coaching experience
- Spent last eight years as OC, at Penn, Kansas and Rice
- Helped lead Penn to pair of Ivy League Championships

DEFENSE



**JON HOKE (Field)**

Defensive Coordinator/Safeties  
1st Year at Maryland (Ball State, '80)

- Has spent 16 years on defensive staffs in NFL and 21 years in college football.
- Oversaw DBs for the Tampa Bay Buccaneers for last three seasons



**DELBERT COWSETTE (Field)**

Defensive Line  
1st Year at Maryland (Maryland, '00)

- All-ACC performer as a Terp, ranks 12th-all-time with 31 tackles for loss
- Played in NFL for seven seasons
- Spent last five seasons coaching at Albany



**JOHN PAPUCHIS (Field)**

Special Teams/Inside Linebackers  
1st Year at Maryland (Virginia Tech, '01)

- Former DC at Nebraska and UNC
- Has coached in a national championship game and six conference title games
- Hails from Maryland, graduated from Quince Orchard High School



**CORY ROBINSON (Field)**

Defensive Passing Game Coordinator  
1st Year at Maryland (CCSU, '09)

- Second stint at Maryland, coaching for the Terps in 2015
- Baltimore native, coaching at Calvert Hall and St. Frances Academy to begin coaching career



**BRIAN WILLIAMS (Booth)**

Outside Linebackers  
1st Year at Maryland (Florida A&M, '97)

- Helped lead UAB to a Conference USA Championship last season
- Has also coached at Georgia, Florida State and in high school ranks in Florida

2019 TEAM STATISTICS

Team Statistics	UMD	OPP
SCORING	159	40
Points Per Game	53.0	13.3
Points Off Turnovers	27	7
FIRST DOWNS	72	43
Rushing	33	13
Passing	36	24
Penalty	3	6
RUSHING YARDAGE	832	221
Yards gained rushing	902	360
Yards lost rushing	70	139
Rushing Attempts	139	106
Average Per Rush	6.0	2.1
Average Per Game	277.3	73.7
TDs Rushing	12	0
PASSING YARDAGE	781	674
Comp-Att-Int	54-107-2	56-97-2
Average Per Pass	7.3	6.9
Average Per Catch	14.5	12.0
Average Per Game	260.3	224.7
TDs Passing	9	6
TOTAL OFFENSE	1613	895
Total Plays	246	203
Average Per Play	6.6	4.4
Average Per Game	537.7	298.3
KICK RETURNS: #-Yards	4-89	18-307
PUNT RETURNS: #-Yards	6-106	2-13
INT RETURNS: #-Yards	2-13	2-7
KICK RETURN AVERAGE	22.2	17.1
PUNT RETURN AVERAGE	17.7	6.5
INT RETURN AVERAGE	6.5	3.5
FUMBLES-LOST	0-0	6-4
PENALTIES-Yards	19-163	19-142
Average Per Game	54.3	47.3
PUNTS-Yards	16-649	26-895
Average Per Punt	40.6	34.4
Net punt average	37.2	28.8
KICKOFFS-Yards	25-1397	11-663
Average Per Kick	55.9	60.3
Net kick average	40.6	38.5
TIME OF POSSESSION/Game	31:33	28:27
3RD-DOWN Conversions	22/49	11/46
3rd-Down Pct	45%	24%
4TH-DOWN Conversions	2/8	0/7
4th-Down Pct	25%	0%
SACKS BY-Yards	13-85	5-28
MISC YARDS	0	0
TOUCHDOWNS SCORED	22	6
FIELD GOALS-ATTEMPTS	0-1	0-1
ON-SIDE KICKS	0-0	0-0
RED-ZONE SCORES	(15-20) 75%	(3-5) 60%
RED-ZONE TOUCHDOWNS	(15-20) 75%	(3-5) 60%
PAT-ATTEMPTS	(21-22) 95%	(4-5) 80%
ATTENDANCE	66254	30610
Games/Avg Per Game	2/33127	1/30610
Neutral Site Games		0/0

Score by Quarters	1st	2nd	3rd	4th	OT	Total
UMD	51	49	36	23	0	159
Opponents	14	6	13	7	0	40

2019 OFFENSIVE STATISTICS

Rushing	gp-gs	att	gain	loss	net	avg	td	lg	avg/g
McFarland, Anthon	3-3	46	233	8	225	4.9	5	33	75.0
Leake, Javon	3-0	18	187	0	187	10.4	2	64	62.3
Funk, Jake	3-0	17	183	10	173	10.2	2	54	57.7
Fleet-Davis, Tayon	3-0	27	150	4	146	5.4	1	21	48.7
Harrison, Lorenzo	1-0	6	62	0	62	10.3	0	30	62.0
Pigrome, Tyrrell	3-0	4	31	0	31	7.8	1	22	10.3
Legendre, Lance	1-0	2	30	0	30	15.0	0	17	30.0
DeSue, Tyler	1-0	1	5	0	5	5.0	1	5	5.0
TEAM	3-0	3	0	3	-3	-1.0	0	0	-1.0
Shinsky, Mike	3-0	1	0	10	-10	-10.0	0	0	-3.3
Jackson, Josh	3-3	14	21	35	-14	-1.0	0	14	-4.7
Total	3	139	902	70	832	6.0	12	64	277.3
Opponents	3	106	360	139	221	2.1	0	27	73.7

Passing	gp-gs	effic	comp	att	in	pct	yds	td	lg	avg/g
Jackson, Josh	3-3	134.22	51-100-2	51.0	724	8	492	14.3		
Pigrome, Tyrrell	3-0	184.80	3-6-0	50.0	57	1	62	19.0		
DeSue, Tyler	1-0	0.00	0-1-0	0.0	0	0	0	0.0		
Total	3	135.80	54-107-2	50.5	781	9	622	260.3		
Opponents	3	132.39	56-97-2	57.7	674	6	792	224.7		

Receiving	gp-gs	no.	yds	avg	td	lg	avg/g
Demus, Dontay	3-3	9	167	18.6	2	62	55.7
Okonkwo, Chigozie	3-0	9	91	10.1	1	23	30.3
Jones, Darryl	3-3	7	138	19.7	0	49	46.0
Mabry, Tyler	3-3	6	63	10.5	3	24	21.0
Carriere, Carlos	3-0	5	66	13.2	1	17	22.0
Turner, DJ	3-3	4	84	21.0	0	29	28.0
Funk, Jake	3-0	4	16	4.0	0	12	5.3
Cobbs, Brian	3-0	3	80	26.7	0	39	26.7
McFarland, Anthon	3-3	3	59	19.7	1	39	19.7
Leake, Javon	3-0	3	11	3.7	0	9	3.7
Nelson, Sean	2-0	1	6	6.0	1	6	3.0
Total	3	54	781	14.5	9	62	260.3
Opponents	3	56	674	12.0	6	79	224.7

Punt Returns	no.	yds	avg	td	lg
Turner, DJ	3	107	35.7	1	55
Lewis, Rayshad	2	-1	-0.5	0	0
Savoy, Sean	1	0	0.0	0	0
Total	6	106	17.7	1	55
Opponents	2	13	6.5	0	15

Interceptions	no.	yds	avg	td	lg
Campbell, Chance	1	0	0.0	0	0
Mosley, Jordan	1	13	13.0	0	13
Total	2	13	6.5	0	13
Opponents	2	7	3.5	0	7

Kick Returns	no.	yds	avg	td	lg
Leake, Javon	2	45	22.5	0	25
Turner, DJ	1	22	22.0	0	22
Funk, Jake	1	22	22.0	0	22
Total	4	89	22.2	0	25
Opponents	18	307	17.1	0	27

Fumble Returns	no.	yds	avg	td	lg
Brooks, Jr., Antoine	1	5	5.0	0	5
Total	1	5	5.0	0	5
Opponents	0	0	0.0	0	0

All Purpose	g	rush	rcv	pr	kr	ir	total	avg/g
McFarland, A	3	225	59	0	0	0	284	94.7
Leake, Javon	3	187	11	0	45	0	243	81.0
Turner, DJ	3	0	84	107	22	0	213	71.0
Funk, Jake	3	173	16	0	22	0	211	70.3
Demus, Dont	3	0	167	0	0	0	167	55.7
Fleet-Davis,	3	146	0	0	0	0	146	48.7
Jones, Darryl	3	0	138	0	0	0	138	46.0
Okonkwo, Ch	3	0	91	0	0	0	91	30.3
Cobbs, Brian	3	0	80	0	0	0	80	26.7
Carriere, Carl	3	0	66	0	0	0	66	22.0
Mabry, Tyler	3	0	63	0	0	0	63	21.0
Harrison, Lor	1	62	0	0	0	0	62	62.0
Pigrome, Tyrr	3	31	0	0	0	0	31	10.3
Legendre, La	1	30	0	0	0	0	30	30.0
Mosley, Jorda	3	0	0	0	0	13	13	4.3
Nelson, Sean	2	0	6	0	0	0	6	3.0
DeSue, Tyler	1	5	0	0	0	0	5	5.0
Lewis, Raysh	2	0	0	-1	0	0	-1	-0.5
TEAM	3	-3	0	0	0	0	-3	-1.0
Shinsky, Mike	3	-10	0	0	0	0	-10	-3.3
Jackson, Jos	3	-14	0	0	0	0	-14	-4.7
Total	3	832	781	106	89	13	1821	607.0
Opponents	3	221	674	13	307	7	1222	407.3

2019 OFFENSIVE STATISTICS

Scoring	td	fg	PAT				dx	saf	pts
			kick	rush	rcv	pass			
McFarland, Anthon	6	-	-	-	-	-	-	36	
Mabry, Tyler	3	-	-	-	-	-	-	18	
Petrino, Joseph	-	0-1	18-18	-	-	-	-	18	
Demus, Dontay	2	-	-	-	-	-	-	12	
Funk, Jake	2	-	-	-	-	-	-	12	
Leake, Javon	2	-	-	-	-	-	-	12	
Carriere, Carlos	1	-	-	-	-	-	-	6	
Okonkwo, Chigozie	1	-	-	-	-	-	-	6	
Nelson, Sean	1	-	-	-	-	-	-	6	
Turner, DJ	1	-	-	-	-	-	-	6	
Pigrome, Tyrrell	1	-	-	-	-	-	-	6	
DeSue, Tyler	1	-	-	-	-	-	-	6	
Fleet-Davis, Tayon	1	-	-	-	-	-	-	6	
TEAM	-	-	-	-	-	-	2	4	
Gater, Lavonte	-	-	-	-	-	-	1	2	
Inzerillo, Paul	-	-	2-3	-	-	-	-	2	
Montgomery, Karee	-	-	1-1	-	-	-	-	1	
Total	22	0-1	21-22	-	-	-	3	159	
Opponents	6	0-1	4-5	-	-	0-1	-	40	

Total Offense	g	plays	rush	pass	total	avg/g
Jackson, Josh	3	114	-14	724	710	236.7
McFarland, Anthon	3	46	225	0	225	75.0
Leake, Javon	3	18	187	0	187	62.3
Funk, Jake	3	17	173	0	173	57.7
Fleet-Davis, Tayon	3	27	146	0	146	48.7
Pigrome, Tyrrell	3	10	31	57	88	29.3
Harrison, Lorenzo	1	6	62	0	62	62.0
Legendre, Lance	1	2	30	0	30	30.0
DeSue, Tyler	1	2	5	0	5	5.0
TEAM	3	3	-3	0	-3	-1.0
Shinsky, Mike	3	1	-10	0	-10	-3.3
Total	3	246	832	781	1613	537.7
Opponents	3	203	221	674	895	298.3

Field Goals	fg	pct.	01-19	20-29	30-39	40-49	50-99	lg	blk
Petrino, Joseph	0-1	0.0	0-0	0-0	0-0	0-1	0-0	0	0

FG Sequence	UMD	Opponents
Howard	-	-
Syracuse	-	-
Temple	42	34

Numbers in (parentheses) indicate field goal was made.

Punting	no.	yds	avg	lg	tb	fc	i20	50+	blk
Spangler, Colton	9	363	40.3	56	1	5	2	2	0
Pecorella, Anthony	7	286	40.9	54	1	5	3	2	0
Total	16	649	40.6	56	2	10	5	4	0
Opponents	26	895	34.4	72	2	6	6	3	1

Kickoffs	no.	yds	avg	tb	ob	retn	net	ydIn
Petrino, Joseph	21	117	55.8	3	0			
Inzerillo, Paul	4	226	56.5	0	0			
Total	25	139	55.9	3	0	17.1	40.6	24
Opponents	11	663	60.3	6	122.2	38.5	26	



2019 DEFENSIVE STATISTICS

##	Defensive Leaders	gp-gs	Tackles				tfl/yds	Sacks no-yds	Pass defense			Fumbles		blkd	
			ua	a	tot				int-yds	brup	qbh	rcv-yds	ff	kick	saf
25	Brooks, Jr., Antoine	3-3	22	3	25	.	.	.	1	.	1-5	.	.	.	
16	Eley, Ayinde	3-3	11	7	18	2.0-4	.	.	1	.	1-0	.	.	.	
4	Jones, Keandre	3-3	11	4	15	4.5-29	3.5-28	.	.	.	.	1	.	.	
1M	Mosley, Jordan	3-3	8	2	10	1.0-3	1.0-3	1-13	.	.	.	1	.	.	
44	Campbell, Chance	3-0	8	2	10	1.0-1	.	1-0	.	.	.	.	.	.	
7D	Ellis, Tino	3-3	7	2	9	.	.	.	2	.	.	.	.	.	
14	Jones, Deon	3-2	5	2	7	.	.	.	.	.	.	1	.	.	
97	Okuayinonu, Sam	3-0	3	4	7	1.0-5	1.0-5	.	.	.	.	.	.	.	
8D	Lewis, Marcus	3-3	5	1	6	.	.	.	1	.	1-0	.	.	.	
5D	Smith, Shaq	2-2	3	3	6	1.0-1	1.0-1	.	.	.	.	.	.	.	
52	Oluwatimi, Oluwaseun	3-3	5	1	6	3.0-5	.	.	.	.	.	.	.	.	
3D	Cross, Nick	3-0	4	2	6	1.0-14	.	.	.	.	.	.	.	.	
31	Capehart, Tahj	2-0	4	1	5	1.0-13	1.0-13	.	.	.	.	.	.	.	
1D	Baylor, Tyler	2-0	4	.	4	1.0-5	.	.	.	.	1-0	.	.	.	
22	Davis, Isaiah	3-3	2	2	4	.	.	.	.	.	.	.	.	.	
23	Gotay, Fa'Najae	3-0	3	1	4	.	.	.	.	.	.	.	.	.	
98	Gaddy, Brandon	3-0	4	.	4	1.0-5	1.0-5	.	.	.	.	.	.	.	
96	Kulka, Brett	3-0	4	.	4	2.0-8	1.0-6	.	.	.	.	.	.	.	
34	Funk, Jake	3-0	3	.	3	.	.	.	.	.	.	.	.	.	
53	Greeley, Sean	3-0	.	3	3	.	.	.	.	.	.	.	.	.	
37	Gater, Lavonte	3-0	2	1	3	.	.	.	.	.	.	.	1	1	
24	Bennett, Kenny	3-0	3	.	3	.	.	.	.	.	.	.	.	.	
59	Howard, Keiron	3-2	2	1	3	1.0-5	1.0-5	.	.	.	.	.	.	.	
90	Miller, B'Ahmad	1-0	1	2	3	0.5-4	0.5-4	.	.	.	.	.	.	.	
27	Brand, Bryce	3-1	2	1	3	.	.	.	.	.	.	.	.	.	
15	Cobbs, Brian	3-0	1	1	2	.	.	.	.	.	.	.	.	.	
89	Booker Jr., Anthony	1-0	2	.	2	1.0-1	.	.	.	.	.	.	.	.	
11	Bazzie, Fofie	3-0	1	1	2	.	.	.	.	.	.	.	.	.	
48	Olayinka, Oladimeji	2-0	2	.	2	1.0-5	1.0-5	.	.	.	.	.	.	.	
36	Andrews, Cortez	2-0	1	1	2	1.0-5	.	.	.	.	.	.	.	.	
95	Rogers, Lawtez	3-2	1	.	1	.	.	.	1	.	.	.	.	.	
81	Mabry, Tyler	3-3	1	.	1	.	.	.	.	.	.	.	.	.	
1L	Lewis, Rayshad	2-0	.	1	1	.	.	.	.	.	.	.	.	.	
77	Glasgow, Cherokee	1-0	.	1	1	.	.	.	.	.	.	.	.	.	
7	Demus, Dontay	3-3	.	1	1	.	.	.	.	.	.	.	.	.	
33	Banks, Deonte	2-0	1	.	1	.	.	.	.	.	.	.	.	.	
40	Makia, Tanyi	1-0	1	.	1	.	.	.	.	.	.	.	.	.	
10	Comma, Jayden	1-0	.	1	1	.	.	.	.	.	.	.	.	.	
43	Cook, Wyatt	2-0	1	.	1	.	.	.	.	.	.	.	.	.	
51	Brownlee, David	2-0	1	.	1	1.0-2	.	.	.	.	.	.	.	.	
20	Leake, Javon	3-0	1	.	1	.	.	.	.	.	.	.	.	.	
88	Alexander, Jalen	1-0	1	.	1	.	.	.	.	.	.	.	.	.	
TM	TEAM	3-0	.	.	.	.	.	.	.	.	.	.	.	2	
Total			3	141	52	193	25-115	13-85	2-13	6	.	4-5	3	1	3
Opponents			3	147	50	197	23-72	5-28	2-7	9	.	.	.	1	.

2019 GAME-BY-GAME TEAM STATISTICS

TEAM STATISTICS

Date	Opponent	Rushing				Receiving				Passing				Kick Returns				Punt Returns				tot off		
		no.	yds	td	lg	no.	yds	td	lg	cmp	att	int	yds	td	lg	no.	yds	td	lg	no.	yds		td	lg
Aug 31	HOWARD	48	317	5	49	17	306	5	62	17	30	0	306	5	62	2	44	0	22	5	51	1	40	623
Sep 07	SYRACUSE	45	354	6	64	21	296	3	40	21	38	1	296	3	40	1	20	0	20	0	0	0	0	650
Sep 14	at Temple	46	161	1	33	16	179	1	22	16	39	1	179	1	22	1	25	0	25	1	55	0	55	340
Opponents		139	832	12	64	54	781	9	62	54	107	2	781	9	62	4	89	0	25	6	106	1	55	1613
Opponents		106	221	0	27	56	674	6	79	56	97	2	674	6	79	18	307	0	27	2	13	0	15	895

Games: 3 • Avg/rush: 6.0 • Avg/catch: 14.5 • Pass effic: 135.80 • KR avg: 22.2 • PR avg: 17.7 • All purpose avg/game: 607.0 • Total offense

Date	Opponent	Tackles				Sacks	Fumble		Pass Defense			blkd kick	PAT Attempts			off		
		ua	a	total	tfl-yds		no-yds	ff	fr-yds	int-yds	qbh		brup	kick	rush	rcv	saf	t/o
Aug 3	HOWARD	36	36	72	15.0-73	8.0-42	0	1-0	0-0	0	2	1	11-11	0	0	1	7	79
Sep 0	SYRACUSE	56	4	60	5.0-28	4.0-27	2	1-0	1-13	0	1	0	9-9	0	0	0	14	63
Sep 1	at Temple	49	12	61	5.0-14	1.0-6	1	2-5	1-0	0	3	0	1-2	0	0	2	6	17
Opponents		141	52	193	25.0-115	12.0-75	3	4-5	2-13	0	6	1	21-22	0	0	3	27	159
Opponents		147	50	197	23.0-72	5.0-28	0	0-0	2-7	0	9	1	4-5	0	0	0	7	40

Date	Opponent	Punting							Field Goals			Kickoffs						
		no.	yds	avg	long	blkd	tb	fc	50+	i20	md-att	long	blkd	no.	yds	avg	tb	ob
Aug 3	HOWARD	4	169	42.2	54	0	1	1	1	3	0-0	0	0	12	648	54.0	0	0
Sep 0	SYRACUSE	3	95	31.7	32	0	0	2	0	1	0-0	0	0	10	568	56.8	3	0
Sep 1	at Temple	9	385	42.8	56	0	1	7	3	1	0-1	0	0	3	181	60.3	0	0
Opponents		16	649	40.6	56	0	2	10	4	5	0-1	0	0	25	1397	55.9	3	0
Opponents		26	895	34.4	72	1	2	6	3	6	0-1	0	0	11	663	60.3	6	1

2019 GAME-BY-GAME OPPONENT STATISTICS

OPPONENT STATISTICS

Date	Opponent	Rushing				Receiving				Passing				Kick Returns				Punt Returns				tot off		
		no.	yds	td	lg	no.	yds	td	lg	cmp	att	int	yds	td	lg	no.	yds	td	lg	no.	yds		td	lg
Aug 31	HOWARD	38	1	0	16	8	67	0	26	8	19	0	67	0	26	9	145	0	22	0	0	0	0	68
Sep 07	SYRACUSE	29	70	0	13	28	330	3	52	28	41	1	330	3	52	6	118	0	27	1	15	0	15	400
Sep 14	at Temple	39	150	0	27	20	277	3	79	20	37	1	277	3	79	3	44	0	19	1	-2	0	0	427
UMD		106	221	0	27	56	674	6	79	56	97	2	674	6	79	18	307	0	27	2	13	0	15	895
UMD		139	832	12	64	54	781	9	62	54	107	2	781	9	62	4	89	0	25	6	106	1	55	1613

Games: 3 • Avg/rush: 2.1 • Avg/catch: 12.0 • Pass effic: 132.39 • KR avg: 17.1 • PR avg: 6.5 • All purpose avg/game: 407.3 • Total offense :

Date	Opponent	Tackles				Sacks	Fumble		Pass Defense			blkd kick	PAT Attempts			off								
		ua	a	total	tfl-yds		no-yds	ff	fr-yds	int-yds	qbh		brup	kick	kick	rush	rcv	saf	t/o	pts				
Aug 3	HOWARD	45	24	69	8.0-14	0.0-0	0	0-0	0-0	0	1	0	0-0	0	0	0	0	0	0	0	0	0	0	0
Sep 0	SYRACUSE	47	16	63	5.0-14	1.0-8	0	0-0	1-0	0	4	0	2-3	0	0	0	0	0	0	0	0	0	0	20
Sep 1	at Temple	55	10	65	10.0-44	4.0-20	0	0-0	1-7	0	4	1	2-2	0	0	0	0	0	0	0	7	7	20	20
UMD		147	50	197	23.0-72	5.0-28	0	0-0	2-7	0	9	1	4-5	0	0	0	0	0	0	0	7	7	40	40
UMD		141	52	193	25.0-115	12.0-75	3	4-5	2-13	0	6	1	21-22	0	0	0	3	27	159					159

Date	Opponent	Punting										Field Goals			Kickoffs			
		no.	yds	avg	long	blkd	tb	fc	50+	i20	md-att	long	blkd	no.	yds	avg	tb	ob
Aug 3	HOWARD	14	475	33.9	72	1	1	1	2	2	0-0	0	0	2	103	51.5	0	0
Sep 0	SYRACUSE	5	196	39.2	52	0	0	3	1	3	0-0	0	0	4	255	63.8	3	0
Sep 1	at Temple	7	224	32.0	45	0	1	2	0	1	0-1	0	0	5	305	61.0	3	1
UMD		26	895	34.4	72	1	2	6	3	6	0-1	0	0	11	663	60.3	6	1
UMD		16	649	40.6	56	0	2	10	4	5	0-1	0	0	25	1397	55.9	3	0

2018 GAME-BY-GAME STARTERS

Offense

GAME	TE	LT	LG	C	RG	RT	WR	WR	WR/RB	RB	QB
Howard	Mabry <sup>30</sup>	McKennie <sup>4</sup>	Christie <sup>25</sup>	Jordan <sup>7</sup>	Davis <sup>28</sup>	Minor <sup>1</sup>	Demus <sup>2</sup>	Da. Jones <sup>1</sup>	Turner <sup>4</sup>	McFarland <sup>6</sup>	Jackson <sup>17</sup>
#21 Syracuse	Mabry <sup>31</sup>	Duncan <sup>1</sup>	Christie <sup>26</sup>	Jordan <sup>8</sup>	Davis <sup>29</sup>	Minor <sup>2</sup>	Demus <sup>3</sup>	Da. Jones <sup>2</sup>	Turner <sup>5</sup>	McFarland <sup>7</sup>	Jackson <sup>18</sup>
at Temple	Mabry <sup>32</sup>	Duncan <sup>2</sup>	Christie <sup>27</sup>	Jordan <sup>9</sup>	Davis <sup>30</sup>	Minor <sup>3</sup>	Demus <sup>4</sup>	Da. Jones <sup>3</sup>	Turner <sup>6</sup>	McFarland <sup>8</sup>	Jackson <sup>19</sup>

Defense

GAME	DE	NOSE	TACKLE	JACK	MIKE	WILL	SAM	CB	S	S	CB
Howard	Rogers <sup>1</sup>	Howard <sup>1</sup>	Oluwatimi <sup>1</sup>	Smith <sup>1</sup>	I. Davis <sup>23</sup>	Eley <sup>2</sup>	K. Jones <sup>1</sup>	M. Lewis <sup>10</sup>	Brooks <sup>24</sup>	Mosley <sup>1</sup>	Ellis <sup>20</sup>
#21 Syracuse	Rogers <sup>2</sup>	Oluwatimi <sup>2</sup>	De. Jones <sup>1</sup>	Brand <sup>1</sup>	I. Davis <sup>24</sup>	Eley <sup>3</sup>	K. Jones <sup>2</sup>	M. Lewis <sup>11</sup>	Brooks <sup>25</sup>	Mosley <sup>2</sup>	Ellis <sup>21</sup>
at Temple	Oluwatimi <sup>2</sup>	Howard <sup>2</sup>	De. Jones <sup>2</sup>	Smith <sup>2</sup>	I. Davis <sup>25</sup>	Eley <sup>4</sup>	K. Jones <sup>3</sup>	M. Lewis <sup>12</sup>	Brooks <sup>26</sup>	Mosley <sup>3</sup>	Ellis <sup>22</sup>

Class Starters by Game (includes punter, snapper & place-kicker)

GAME	Seniors	Juniors	Sophomores	Redshirt Freshmen	True Freshmen	Total
Howard	13	2	9	0	1 (Pecorella)	25
#21 Syracuse	11	3	10	0	1 (Spangler)	25
at Temple	12	2	10	0	1 (Spangler)	25

Terrapin Playing-Experience Superlatives

	Offense	Defense
Most overall starts, career —	33, Tyler Mabry (TE) 30, Terrance Davis (OL)	26, Antoine Brooks, Jr. (S) 25, Isaiah Davis (LB)
Most overall starts, 2019 —	3, 12 players	3, 10 players
Most consecutive starts, career —	33 Tyler Mabry (TE)	26, Antoine Brooks, Jr. (S)
Most consecutive starts, 2019 —	3, 12 players	3, 10 players

2019 GAME-BY-GAME PARTICIPATION

GRADUATE (2) HOW SYR TEM

5 Smith LB	S	dnp	S
81 Mabry TE	S	S	S
<b>Class Partic.</b>	<b>2-2</b>	<b>2-1</b>	<b>2-2</b>

SENIORS (15) HOW SYR TEM

1 Turner WR	S	S	S
4 K. Jones LB	S	S	S
7 Ellis DB	S	S	S
8 Lewis DB	S	S	S
22 I. Davis LB	S	S	S
25 A. Brooks DB	S	S	S
32 Br. Miller DL	x	dnp	dnp
41 Shinsky PK	x	x	x
43 Cook LB	x	x	dnp
52 Oluwatimi DL	S	S	S
59 Howard DL	S	x	S
68 McKennie OL	S	x	x
70 Christie OL	S	S	S
75 T. Davis OL	S	S	S
96 Kulka DL	x	x	x
<b>Class Partic.</b>	<b>15-11</b>	<b>14-9</b>	<b>13-10</b>

R-JUNIORS (2) HOW SYR TEM

2 Harrison RB	x	dnp	dnp
17 Jackson QB	S	S	S
34 Funk RB	x	x	x
<b>Class Partic.</b>	<b>3-1</b>	<b>2-1</b>	<b>2-1</b>

JUNIORS (14) HOW SYR TEM

3 Pigrome QB	x	x	x
8 Fleet-Davis RB	x	x	x
13 R. Lewis WR	x	dnp	x
20 Leake RB	x	x	x
27 Brand DL	x	S	x
29 Savoy WR	x	x	x
31 Capehart	x	x	dnp
32 DiCerbo DL	x	x	dnp
38 Inzerillo PK	x	x	x
46 Schwob	dnp	x	dnp
63 Hamilton OL	x	dnp	dnp
73 Jordan OL	S	S	S
76 Wagman OL	x	x	dnp
80 Barnes TE	x	x	x
97 Okuayinonu DL	x	x	x
<b>Class Partic.</b>	<b>14-1</b>	<b>13-2</b>	<b>10-1</b>

R-SOPH (2) HOW SYR TEM

72 Minor OL	S	S	S
90 B.A. Miller DL	x	dnp	dnp
<b>Class Partic.</b>	<b>2-1</b>	<b>1-1</b>	<b>1-1</b>

SOPH (24) HOW SYR TEM

5 McFarland RB	S	S	S
7 Demus WR	S	S	S
9 Okonkwo TE	x	x	x
10 Comma WR	x	dnp	dnp
11 Bazzie DB	x	dnp	x
14 Jones DB	x	S	S
15 Cobbs WR	x	x	x
16 Eley LB	S	S	S
18 Mosley DB	S	S	S
21 D. Jones WR	S	S	S
24 Bennett DB	x	x	x
26 Brown WR	x	dnp	dnp
27 Petrino PK	S	S	S
40 Makia LB	x	dnp	dnp
44 Campbell LB	x	x	x
47 Rosenberry LS	S	S	S
48 Olayinka LB	x	x	dnp
49 Brownlee LB	x	x	dnp
61 Bre. Gaddy OL	x	x	dnp
77 Glasgow DL	x	dnp	dnp
83 Carriere WR	x	x	x
85 Nelson WR	x	x	dnp
95 Rogers DL	S	S	x
98 Bra. Gaddy DL	x	x	x
<b>Class Partic.</b>	<b>24-8</b>	<b>19-9</b>	<b>15-8</b>

R-FROSH (7) HOW SYR TEM

10 Baylor DL	x	x	dnp
13 DeSue QB	x	dnp	dnp
18 McCullough	dnp	x	dnp
23 Gotay DB	x	x	x
54 Anderson OL	x	x	dnp
55 Fontaine OL	x	x	x
71 Duncan OL	x	S	S
88 Alexander DL	x	dnp	dnp
<b>Class Partic.</b>	<b>7-0</b>	<b>6-1</b>	<b>3-1</b>

FROSH (16) HOW SYR TEM

3 Cross DB	x	x	x
4 LeGendre QB	x	dnp	dnp
16 Tomlin WR	x	dnp	dnp
17 Collins WR	x	dnp	dnp
33 Banks DB	x	x	dnp
36 Andrews LB	x	x	dnp
37 Gater DB	x	x	x
39 Holt LB	x	dnp	dnp
42 Blount LB	x	dnp	dnp
51 Purcell DL	x	dnp	dnp
53 Greeley LB	x	x	x
64 Finger OL	x	dnp	dnp
82 Hazel WR	x	x	dnp
87 Devera TE	dnp	x	dnp
89 Booker Jr. DL	x	dnp	x
98 Pecorella P	S	dnp	x
99 Spangler P	x	S	S
<b>Class Partic.</b>	<b>16-1</b>	<b>8-1</b>	<b>6-1</b>

ACTIVE PLAYERS 83 65 52

x - indicates played in game; S - indicates started game; dnp - did not play;  
tr - indicates will sit out season as transfer; susp - suspended for the game

2019 SEASON SUPERLATIVES

INDIVIDUAL MARYLAND GAME HIGHS

Rushes	26	Anthony McFarland, at Temple (Sept. 14)
Yards Rushing	132	Anthony McFarland, at Temple (Sept. 14)
Rushing TDs	2	Anthony McFarland, Howard (Aug. 31) Anthony McFarland, Syracuse (Sept. 7) Javon Leake, Syracuse (Sept. 7)
Long Rush	64	Javon Leake, Syracuse (Sept. 7)
Pass Attempts	38	Josh Jackson, Syracuse (Sept. 7) 38 Josh Jackson, at Temple (Sept. 14)
Pass Completions	21	Josh Jackson, Syracuse (Sept. 7)
Yards Passing	296	Josh Jackson, Syracuse (Sept. 7)
TD Passes	4	Josh Jackson, Syracuse (Sept. 7)
Long Pass	62	Tyrrell Pigrome, Howard (Aug. 31)
Receptions	4	Tyler Mabry, Syracuse (Sept. 7) 4 Chigoziem Okonkwo, at Temple (Sept. 14)
Yards Receiving	100	Dontay Demus Jr., Howard (Aug. 31)
TD Receptions	2	Dontay Demus Jr., Howard (Aug. 31)
Long Reception	62	Dontay Demus Jr., Howard (Aug. 31)
Punts	5	Colton Spangler, at Temple (Sept. 14)
Punting Avg	54.0	Colton Spangler, Howard (Aug. 31)
Long Punt	56	Colton Spangler, at Temple (Sept. 14)
Punts inside 20	2	Anthony Pecorella, Howard (Aug. 31)
Long Punt Return	55	DJ Turner, at Temple (Sept. 14)
Long Kickoff Return	25	Javon Leake, at Temple (Sept. 13)
Tackles	13	Antoine Brooks, Jr., at Temple (Sept. 14)
Sacks	2.0	Keandre Jones, Syracuse (Sept. 7)
Tackles For Loss	2.0	Keandre Jones, Syracuse (Sept. 7) 2.0 Brett Kulka, at Temple (Sept. 14)
Interceptions	1	Jordan Mosley, Syracuse (Sept. 7) 1 Chance Campbell, at Temple (Sept. 14)

MARYLAND TEAM HIGHS

Rushes	48	Howard (Aug. 31)
Yards Rushing	354	Syracuse (Sept. 7)
Yards Per Rush	7.9	Syracuse (Sept. 7)
TD Rushes	6	Syracuse (Sept. 7)
Pass attempts	39	at Temple (Sept. 14)
Pass completions	21	Syracuse (Sept. 7)
Yards Passing	306	Howard (Aug. 31)
Yards Per Pass	10.2	Howard (Aug. 31)
TD Passes	5	Howard (Aug. 31)
Total Plays	85	at Temple (Sept. 14)
Total Offense	650	Syracuse (Sept. 7)
Yards Per Play	8.0	Howard (Aug. 31)
Points	79	Howard (Aug. 31)
Sacks By	8	Howard (Aug. 31)
First Downs	29	Syracuse (Sept. 7)
Penalties	9	at Temple (Sept. 14)
Penalty Yards	88	at Temple (Sept. 14)
Turnovers	1	Syracuse (Sept. 7) 1 at Temple (Sept. 14)
Interceptions Thrown	1	Syracuse (Sept. 7) 1 at Temple (Sept. 14)
Punts	9	at Temple (Sept. 14)
Punting Avg	42.8	at Temple (Sept. 14)
Long Punt	56	at Temple (Sept. 14)
Punts inside 20	3	Howard (Aug. 31)
Long Punt Return	55	at Temple (Sept. 14)

INDIVIDUAL OPPONENT GAME HIGHS

Rushes	16	Jager Gardner, at Temple (Sept. 14)
Yards Rushing	92	Re'Mahn Davis, at Temple (Sept. 14)
Long Rush	27	Re'Mahn Davis, at Temple (Sept. 14)
Pass Attempts	39	Tommy DeVito, Syracuse (Sept. 7)
Pass Completions	28	Tommy DeVito, Syracuse (Sept. 7)
Yards Passing	330	Tommy DeVito, Syracuse (Sept. 7)
TD Passes	3	Tommy DeVito, Syracuse (Sept. 7) 3 Anthony Russo, at Temple (Sept. 14)
Long Pass	52	Tommy DeVito, Syracuse (Sept. 7)
Receptions	7	Trishton Jackson, Syracuse (Sept. 7)
Yards Receiving	157	Trishton Jackson, Syracuse (Sept. 7)
TD Receptions	2	Trishton Jackson, Syracuse (Sept. 7)
Long Reception	79	Jadan Blue, at Temple (Sept. 14)
Punts	13	Isaiah Moore, Howard (Aug. 31)
Punting Avg	39.2	Sterling Hofrichter, Syracuse (Sept. 7)
Long Punt	72	Isaiah Moore, Howard (Aug. 31)
Punts inside 20	3	Sterling Hofrichter, Syracuse (Sept. 7)
Long Punt Return	15	Sean Riley, Syracuse (Sept. 7)
Long Kickoff Return	27	Markenzy Pierre, Syracuse (Sept. 7)
Tackles	10	Harrison Hand, at Temple (Sept. 14)
Sacks	2.0	Ifeanyi Maijeh, at Temple (Sept. 14)
Tackles For Loss	3.0	Shaun Bradley, at Temple (Sept. 14) 3.0 Ifeanyi Maijeh, at Temple (Sept. 14)
Interceptions	1	Andre Cisco, at Temple (Sept. 17) 1 Harrison Hand, at Temple (Sept. 14)

OPPONENT TEAM HIGHS

Rushes	39	at Temple (Sept. 14)
Yards Rushing	150	at Temple (Sept. 14)
Yards Per Rush	3.8	at Temple (Sept. 14)
Pass attempts	41	Syracuse (Sept. 7)
Pass completions	28	Syracuse (Sept. 7)
Yards Passing	330	Syracuse (Sept. 7)
Yards Per Pass	8.0	Syracuse (Sept. 7)
TD Passes	3	Syracuse (Sept. 7) 3 at Temple (Sept. 14)
Total Plays	76	at Temple (Sept. 14)
Total Offense	427	at Temple (Sept. 14)
Yards Per Play	5.7	Syracuse (Sept. 7)
Points	20	Syracuse (Sept. 7) 20 at Temple (Sept. 14)
Sacks By	4	at Temple (Sept. 14)
First Downs	21	at Temple (Sept. 14)
Penalties	7	at Temple (Sept. 14)
Penalty Yards	65	at Temple (Sept. 14)
Turnovers	3	at Temple (Sept. 14)
Interceptions Thrown	1	Syracuse (Sept. 7) 1 at Temple (Sept. 14)
Punts	14	Howard (Aug. 31)
Punting Avg	39.2	Syracuse (Sept. 7)
Long Punt	72	Howard (Aug. 31)
Punts inside 20	3	Syracuse (Sept. 7)
Long Punt Return	15	Syracuse (Sept. 7)

**GAME 1**

Aug. 31, 2019

**Maryland 79, Howard 0**

**COLLEGE PARK, Md.** — Josh Jackson threw four touchdown passes in his Maryland debut, backup Tyrrell Pigrome accounted for two scores and the Terrapins crushed Howard 79-0 Saturday in a record-breaking performance under first-year coach Michael Locksley.

With Jackson leading the way, Maryland scored 28 points in both the first and second quarters to shatter the school mark for most points scored in one half. The assault continued in the second half, with the only suspense being if the Terrapins would break the school record for points in game — 80 against Washington College in 1927.

Maryland's third-stringers had a first and goal at the 4 in the closing minutes but couldn't push the ball in. The Terrapins finished with a 623-68 advantage in total yardage.

Jackson went 15 for 24 for 245 yards with TD throws of 26, 4, 6 and 24 yards before sitting out the second half.

Jackson transferred to Maryland after an injury-shortened sophomore season at Virginia Tech. He is the key component of the Terrapins' retooled attack under Locksley, who took over at Maryland after serving as Alabama offensive coordinator.

Pigrome threw a 62-yard touchdown pass in the second quarter and ran for a 22-yard score to make it 63-0.

The Terrapins' defense also shined, limiting Howard to one first down before halftime while bottling up quarterback Caylin Newton, little brother of NFL star Cam Newton.

Newton went 3 for 11 for 23 yards, was sacked five times and did not play in the second half.

Punting was also a problem. Isaiah Moore had kicks of 14 and 3 yards, dropped the snap once and had a kick blocked for a safety.

	1ST	2ND	3RD	4TH	-	FINAL
HOWARD (0-1)	0	0	0	0	-	0
MARYLAND (1-0)	28	28	16	7	-	79

*First Quarter*

- UMD - Demus 26 yd pass from Jackson (Petrino, kick) 1 plays, 0:07
- UMD - McFarland, 2 yd run (Petrino, kick), 0:51
- UMD - Okonkwo, 4 yd pass from Jackson (Petrino, kick), 1:56
- UMD - McFarland 6 yd run (Petrino, kick), 0:22

*Second Quarter*

- UMD - Nelson, 6 yd pass from Jackson, Josh (Petrino, kick), 1:09
- UMD - Turner, 40 yd punt return (Petrino, kick)
- UMD - Demus 62 yd pass from Pigrome (Petrino, kick), 0:36
- UMD - Mabry 24 yd pass from Jackson (Petrino, kick), 3:14

*Third Quarter*

- UMD - Pigrome 22 yd run (Petrino, kick), 1:28
- UMD - Gater, Lavonte 1 yd safety
- UMD - Funk 24 yd run (Inzerillo, kick), 2:18

*Fourth Quarter*

- UMD - DeSue 5 yd run (Inzerillo), 5:01

	HOW	UMD
First Downs	4	24
Rushes-Yards	38-1	48-317
Comp-Att-Int	8-19-0	17-30-0
Passing Yards	67	306
Total Offense Plays-Yards	57-68	78-623
Fumble Returns-Yards	0-0	1-0
Punt Returns-Yards	0-0	5-51-1
Interception Returns-Yards	0-0	0-0
Punts-Average	14-33.9	4-42.2
Fumbles-Lost	1-1	0-0
Penalties-Yards	6-42	5-45
Third-Down Conversions	2-17	6-13
Fourth-Down Conversions	0-1	1-2
Red-Zone Scores-Chances	0-0	5-6
Sacks By-Yards Lost	0-0	8-52
Time of Possession	28:04	31:56

**GAME 2**

Sept. 7, 2019

**Maryland 63, #21 Syracuse 20**

**COLLEGE PARK, Md. (AP)** — Josh Jackson threw for 296 yards and three touchdowns to anchor another prolific offensive performance by Maryland, which scored 42 first-half points against No. 21 Syracuse in a lopsided 63-20 victory Saturday.

Anthony McFarland Jr. ran for two scores and caught a 6-yard TD pass from Jackson during a sparkling first half in which the Terrapins amassed 397 yards and built a 29-point lead against a Syracuse team coming off a season-opening shutout of Liberty.

After beating Howard 79-0 in their first game under coach Michael Locksley, the Terrapins (2-0) came up with an impressive encore against a highly regarded foe.

The 63 points were the most ever by Maryland against a ranked opponent. Although Locksley eased up after a 64-yard touchdown run by Javon Leake early in the third quarter, the Terrapins finished with 650 yards. This marks the first time in the history of the program that Maryland has scored at least 56 points in successive games.

Locksley came to Maryland after serving as offensive coordinator at Alabama, and Jackson transferred from Virginia Tech in February. The two have teamed to form a quick-paced offense that is equally effective on the ground and through the air.

Jackson completed 21 of 38 passes, attempting only two throws in the fourth quarter. He has tossed seven TD passes in two games with one interception.

A 7-yard touchdown pass from Jackson to Tyler Mabry, a Syracuse turnover and a 3-yard run by McFarland made it 14-0 with less than 6 minutes elapsed.

It was 14-7 before Leake ran for a score and McFarland followed a turnover by the Orange with a 20-yard TD run for a 28-7 lead.

That was enough offense to beat a Syracuse attack led by redshirt sophomore Tommy DeVito, who went 28 for 39 for 330 yards and three touchdowns. But he lost a fumble and threw an interception, turnovers that Maryland converted into scores.

Maryland plays on the road for the first time in 2019 next week when it heads up I-95 to take on Temple. Kickoff is set for noon on Saturday, September 14.

	1ST	2ND	3RD	4TH	-	FINAL
SYRACUSE (1-1)	7	6	7	0	-	20
MARYLAND (1-0)	21	21	7	14	-	63

*First Quarter*

- UMD - Mabry, 7 yd pass from Jackson (Petrino, kick), 1:37
- UMD - McFarland, 3 yd run (Petrino, kick), 2:02
- UMD - Leake 3 yd run (Petrino, kick), 3:49
- UMD - McFarland 20 yd run (Petrino, Joseph, kick), 0:10

*Second Quarter*

- UMD - Carriere 15 yd pass from Jackson (Petrino, kick), 2:28
- UMD - McFarland 6 yd pass from Jackson (Petrino, kick), 2:09

*Third Quarter*

- UMD - Leake 64 yd run (Petrino, kick), 1:54

*Fourth Quarter*

- UMD - Fleet-Davis 5 yd run (Petrino, kick), 4:06
- UMD - Funk 10 yd run (Petrino, kick), 1:40

	SYR	UMD
First Downs	18	29
Rushes-Yards	29-70	45-354
Comp-Att-Int	28-41-1	21-38-1
Passing Yards	330	296
Total Offense Plays-Yards	70-400	83-650
Fumble Returns-Yards	2-1	0-0
Punt Returns-Yards	0-0	5-51-1
Interception Returns-Yards	0-0	1-13
Punts-Average	5-39.2	3-31.7
Fumbles-Lost	2-1	0-0
Penalties-Yards	6-35	5-30
Third-Down Conversions	6-15	11-15
Fourth-Down Conversions	0-3	0-0
Red-Zone Scores-Chances	2-3	8-8
Sacks By-Yards Lost	1-8	4-27
Time of Possession	27:53	32:07

**GAME 3**

Sept. 14, 2019

**#21 Maryland 17, Temple 20**

**PHILADELPHIA, Pa.** -- Temple (2-0) came up with a pair of pivotal red zone stops in the fourth quarter to hand No. 21 Maryland (2-1) its first loss of the season, 20-17, on Saturday afternoon at Lincoln Financial Field.

Owls wide receiver Kenny Yeboah put Temple ahead with a touchdown grab with 7:27 remaining in the game after the Terps had taken a 15-13 lead into the fourth quarter.

Maryland had its chances to regain the lead, twice starting drives inside the Temple 10-yard line with under five minutes remaining.

A DJ Turner career-long 55-yard punt return set the Terps up at the Temple 4-yard line. However, McFarland was stopped on fourth-and-goal with 3:27 left.

Maryland's defense responded, forcing a three-and-out and after Temple's Adam Barry shanked a punt from the end zone, The Terps had the ball back at the Owls 10-yard line.

Quarterback Josh Jackson connected with Turner on a fourth-down pass, but the receiver landed out of bounds. Temple took over and was able to run out the the clock.

McFarland finished the game with 123 yards on 25 carries, recording the fifth 100-yard rushing game of his career. Senior Antoine Brooks Jr. paced the defense with a career-high 13 solo tackles.

The Terps will have a bye week before hosting No. 13/11 Penn State on Friday, September 27 at 8 p.m.

	1ST	2ND	3RD	4TH	-	FINAL
MARYLAND (2-1)	2	0	13	2	-	17
TEMPLE (2-0)	7	0	6	7	-	20

*First Quarter*

- TEM - Wright 29 yd pass from Russo (Mobley, kick) 1:17
- UMD - TEAM 8 yd safety

*Third Quarter*

- UMD - McFarland 4 yd run (Inzerillo, kick)
- TEM - Blue 79 yd pass from Russo (Russo pass failed)
- UMD - Mabry 17 yd pass from Jackson (Inzerillo, kick blocked), 2:37

*Fourth Quarter*

- TEM - Yeboah 7 yd pass from Russo (Mobley, kick)
- UMD - TEAM 1 yd safety

	UMD	TEM
First Downs	19	21
Rushes-Yards	46-161	39-150
Comp-Att-Int	16-39-1	20-37-1
Passing Yards	179	277
Total Offense Plays-Yards	85-340	76-427
Fumble Returns-Yards	0-0	3-2
Punt Returns-Yards	9-385	7-224
Interception Returns-Yards	1-0	1-7
Punts-Average	9-42.8	7-32.0
Fumbles-Lost	0-0	3-2
Penalties-Yards	9-88	7-65
Third-Down Conversions	5-21	3-14
Fourth-Down Conversions	1-6	0-3
Red-Zone Scores-Chances	2-6	1-2
Sacks By-Yards Lost	1-6	4-20
Time of Possession	30:27	29:23

# The Last Time ...

## Kickoff Returned for TD

Maryland – Javon Leake (97 yards), Illinois, 10-27-18  
Opponent – Natrele Jamerson (98 yards), Wisconsin, 11-07-15

## Punt Returned for TD

Maryland – DJ Turner (40 yards), Howard, 8-31-19  
Opponent – Reggi Hemphill (91 yards), at Texas, 09-02-17

## Interception Returned for TD

Maryland – Ravon Davis (37 yards) vs. Ohio State, 11-17-18  
Opponent – Brandon Watson (46 yards), at Michigan, 10-06-18

## Two Interceptions Returned for TD

Maryland – R. Donohue (25 yards), K. Tate (8 yards), vs. W. Forest, 10-30-10  
Opponent – N/A

## Fumble Returned for TD

Maryland – Chikzen Okonkwo (0 yards), Ohio State, 11-17-18  
Opponent – Max Rosenthal (0 yards), Michigan State, 11-03-18

## Recorded a Safety

Maryland – at Temple, 9-14-19 (team safety)  
Opponent – Texas, 9-1-18 (team safety)

## Blocked a Punt

Maryland – Jesse Aniebonam, Temple, 09-15-19  
Opponent – Josh Metellus, Michigan, 11-11-17

## Blocked Two Punts

Maryland – L. Williams and N. Peterson vs. Wake Forest, 10-30-10  
Opponent – N/A

## Blocked Punt Returned for TD

Maryland – Jesse Aniebonam (27 yards), Temple, 09-15-19  
Opponent – David Carter (10 yards), W. Virginia, 09-19-98

## Blocked a Field Goal

Maryland – Chandler Burkett at Ohio State, 10-07-17  
Opponent – Jacob Robinson, Indiana, 10-28-17

## Blocked Field Goal Returned for TD

Maryland – Antoine Brooks (71 yds), at Texas, 09-02-17  
Opponent – Holton Hill (65 yds), at Texas, 09-02-17

## Blocked a PAT

Maryland – Chandler Burkett, Indiana, 10-28-17  
Opponent – Antoni Allison, East Carolina, 12-29-10

## Player Passed for 6 TDs

Maryland – None  
Opponent – Matt Johnson (5, 58, 5, 27, 44, 14), vs BG, 09-12-15

## Player Scored 5 TDs

Maryland – Bob Shemonski (22 rush, 26 rush, 82 PR, 4 rush, 8 rush) vs. Va. Tech, 11-07-50  
Opponent – Bernard Pierce (1 rush, 9 rush, 4 rush, 44 rush, 13 rush) vs. Temple, 09-24-11

## Player Passed for 5 TDs

Maryland – Scott Milanovich (5, 14, 27, 5, 12) vs. NC State, 11-5-94  
Opponent – Matt Johnson (5, 58, 5, 27, 44, 14), vs BG, 09-12-15

## Player Scored 4 Tds

Maryland – Javon Leake (97 kick ret., 64 rush, 27 rush, 43 rush), Illinois, 10-27-18  
Opponent – Bernard Pierce (1 rush, 9 rush, 4 rush, 44 rush, 13 rush) vs. Temple, 09-24-11

## Player Scored 4 Rushing TDs

Maryland – D.J. Adams (1, 1, 1, 4) vs. East Carolina, 12-29-10  
Opponent – Bernard Pierce (1 rush, 9 rush, 4 rush, 44 rush, 13 rush) vs. Temple, 09-24-11

## Player Passed for 4 TDs

Maryland – Josh Jackson (26, 4, 6, 24), vs. Howard, 8-31-19  
Opponent – Chris Laviano (6, 6, 7, 1), at Rutgers, 11-28-15

## Player Scored 3 TDs

Maryland – Anthony McFarland Jr. (3 rush, 20 rush, 6 rec) vs. Syracuse, 9-7-19  
Opponent – Dwayne Haskins (2 rush, 1 rush, 5 rush) vs. OSU, 11-17-18

## Player Scored 3 Rushing TDs

Maryland – Javon Leake (64 rush, 27 rush, 43 rush) Illinois, 10-27-18  
Opponent – T. Stevens (21 rush, 3 rush, 6 rush), vs. PSU, 11-25-17

## Five Players Scored a Rushing TD

Maryland – K. Goins, T. Edmunds, T. Johnson, L. Harrison, T. Pigrome, J. Funk - 6 players, Howard, 09-03-16  
Opponent – J. Dobbins, M. Weber, J. Barrett, A. Williams, P. Campbell at Ohio State, 10-07-17

## Player Passed for 3 TDs

Maryland – Josh Jackson (7, 15, 6) vs. Syracuse, 9-7-19  
Opponent – Anthony Russo (29, 79, 7) at Temple, 9-14-19

## Player Scored 3 Receiving TDs

Maryland – Torrey Smith (11, 10, 12, 71) vs NC State, 11-27-10  
Opponent – Tavon Austin (44, 24, 34) vs. West Virginia, 09-22-12

## Three Players Scored 2 TDs

Maryland – Jermaine Lewis (5 rec, 27 rec), Mancel Johnson (14 rec, 12 rec), Geroy Simon (94 KOR, 5 rec) vs. NC State, 11-05-94  
Opponent – Tommy Stevens (21 rush, 3 rush, 6 rush), Saquon Barkley (1 rush, 1 rush), Mike Gesicki (2 rec, 9 rec) vs. PSU, 11-25-17

## Two Players Scored 2 TDs

Maryland – Javon Leake (3 rush, 64 rush) & Anthony McFarland Jr. (3 rush, 20 rush, 6 rec) vs. Syracuse, 9-7-19  
Opponent – Ricky Slade (8 rush, 1 rush), Trace McSorley (3 rush, 20 rush) at PSU, 11-24-18

## Touchdown Pass By a Non-Quarterback

Maryland – J. Jones, 20-yds to T. Jacobs, vs. Texas, 9-1-18  
Opponent – J. Smith, 20-yds to P. Towles, vs. BC, 12-26-16

## Player Recorded a Pass, Rush and Rec TD

Maryland – J. Jones vs. Texas, 9-1-18 (collegiate debut)  
Opponent -

## Player Scored Offensive & Spec. Tms. TD

Maryland – J. Leake, (kick ret. & three rushing TDs) vs. Illinois, 10-27-18  
Opponent -

## 50-Yd. Field Goal

Maryland – Henry Darmstadter (51 yards), at Minnesota, 09-30-17  
Opponent – Andrew Harte (50 yards), at Rutgers, 11-04-17

## 45-Yd. Field Goal

Maryland – Henry Darmstadter (45 yards), at Wisconsin, 10-21-17  
Opponent – Andrew Harte (50 yards), at Rutgers, 11-04-17

## Five Field Goals

Maryland – Dale Castro (45, 29, 18, 32, 42) vs. Mississippi State, 09-22-79  
Opponent – Nicholas Setta (51, 32, 18, 46, 24), Notre Dame, 08-31-02

## Four Field Goals

Maryland – Joseph Petrino (29, 31, 31, 39) at Indiana, 11-10-18  
Opponent – C.McLaughlin (32, 34, 39, 26) vs. Illinois, 10-27-18

## Three Field Goals

Maryland – Joseph Petrino (29, 31, 31, 39) at Indiana, 11-10-18  
Opponent – C.McLaughlin (32, 34, 39, 26) vs. Illinois, 10-27-18

## Three Field Goals 45 Yards or More

Maryland – None  
Opponent – Sam Ficken (47, 46, 48), Penn State, 11-01-14

## Three Field Goals 40 Yards or More

Maryland – None  
Opponent – Sam Ficken (47, 46, 48), Penn State, 11-01-14

## Two Field Goals 45 Yards or More

Maryland – Brad Craddock (48, 48) at Indiana, 09-27-14  
Opponent – Sam Ficken (47, 46, 48), Penn State, 11-01-14

## Two Field Goals 40 Yards or More

Maryland – Brad Craddock (48, 48) at Indiana, 09-27-14  
Opponent – Sam Ficken (47, 46, 48), Penn State, 11-01-14

## Four Field Goals 30 Yards or More

Maryland – Nick Novak (54, 34, 31, 48) vs. Duke, 10-11-03  
Opponent – None

## Three Field Goals 30 Yards or More

Maryland – Joseph Petrino (31, 31, 39) at Indiana, 11-10-18  
Opponent – C.McLaughlin (32, 34, 39) vs. Illinois, 10-27-18

## Two-Point Conversion by Rush

Maryland – Kenneth Goins, Michigan State, 10-22-16  
Opponent – Ben Mason, at Michigan, 10-06-18

## Two-Point Conversion by Pass

Maryland – Caleb Rowe to Kenneth Goins vs. Purdue, 10-01-16  
Opponent – Jack Rudock to Khalid Hill, Michigan, 10-03-15

## Missed PAT (kick)

Maryland – Paul Inzerillo, at Temple, 9-14-19  
Opponent – David Scully, Georgia Tech, 11-3-12

## Defensive Extra-Point

Maryland – A. Nixon (98-yd. PAT return) vs. Boston College, 11-23-13  
Opponent – L. Grant (100-yd. Interception return), Duke, 10-26-96

## 40 Rushing Attempts

Maryland – Charlie Wysocki (50-217) at Duke, 10-25-80  
Opponent – Montel Harris (41-142), Boston College, 11-28-09

## 30 Rushing Attempts

Maryland – Lance Ball (32-109), vs. Boston College, 11-10-07  
Opponent – J.K. Dobbins, (37-205) vs. Ohio State, 11-17-18

## 30 Rushing Attempts in One Half

Maryland – Charlie Wysocki (32) at Duke, 10-25-80

## 300 Rushing Yards

Maryland – LaMont Jordan (37-306) vs. Virginia, 11-20-99  
Opponent – John Leach (46-329), Wake Forest, 11-20-93

## 200 Rushing Yards

Maryland – Anthony McFarland (21-298), vs. Ohio State, 11-17-18  
Opponent – J.K. Dobbins (37-203), vs. Ohio State, 11-17-18

## 150 Rushing Yards

Maryland – Anthony McFarland (21-298), vs. Ohio State, 11-17-18  
Opponent – J.K. Dobbins (37-203), vs. Ohio State, 11-17-18

## 150 Rushing Yards by a Quarterback

Maryland – Perry Hills (25-170) at Ohio State, 10-10-15

## 100 Rushing Yards in 1st Half

Maryland – Anthony McFarland (16-253), Ohio State, 11-17-18  
Opponent – LJ Scott (21-112) at Michigan State, 11-18-17

## 100 Rushing Yards by a Quarterback

Maryland – Perry Hills (19-104) at Iowa, 10-31-15  
Opponent – Terrel Hunt (23-156), Syracuse, 09-20-14

## Three Players with 100 Rushing Yards

Maryland – Richard Jennings (136), Steve Atkins (126) and Jamie Franklin (105) vs. Virginia, 11-22-75  
Opponent – D. Redding (130), T. Natee (111), Z. Diamont (104), at Indiana, 10-22-16



## 90-Yd. TD Run

Maryland – Da'Rel Scott (91) vs. East Carolina, 12-29-10

## 80-Yd. TD Run

Maryland – Anthony McFarland (81), Ohio State, 11-17-18  
Opponent - Connor Heyward (80), Michigan State, 11-03-18

## 75-Yd. TD Run

Maryland – Javon Leake (64), Syracuse, 9-7-19  
Opponent - Connor Heyward (80), Michigan State, 11-03-18

## 75-Yd. Non-Scoring Run

Maryland – Ty Johnson (76) vs. Purdue 10-01-16

## 50-Yd. Non-Scoring Run

Maryland – Jake Funk (54), Syracuse, 9-7-19  
Opponent – M. Milton (55) vs. UCF, 09-23-17

## 50-Yd. TD Run

Maryland – Javon Leake (64), Syracuse, 9-7-19  
Opponent - Connor Heyward (80), Michigan State, 11-03-18

## 50 Pass Attempts

Maryland – Danny O'Brien (34-52-3, 289, 1 TD) vs. WVU, 09-17-11  
Opponent – S. Buechele (34-52-1, 375, 2 TDs), at Texas, 09-02-17

## 40 Pass Attempts

Maryland – C.J. Brown (20-43-3) vs. Michigan State, 11-15-14  
Opponent – P. Ramsey (31-41-1), Indiana, 10-28-17

## 35 Pass Attempts

Maryland – Josh Jackson (15-38-1), at Temple, 9-14-19  
Opponent – Anthony Russo (20-27-3), at Temple, 9-14-19

## 40 Pass Completions

Maryland – Scott Milanovich (46-62-1, 380, 1 TD) at Florida St., 11-18-95

## 30 Pass Completions

Maryland – Danny O'Brien (34-52-3, 289, 1 TD) vs. WVU, 09-17-11  
Opponent – P. Ramsey (31-41-1, 278, 3 TDs), Indiana, 10-28-17

## 25 Pass Completions

Maryland – Danny O'Brien (34-52-3, 289, 1 TD) vs. WVU, 09-17-11  
Opponent – Tommy DeVito (28-39-1, 330, 3 TD), Syracuse, 9-7-19

## 400 Passing Yards

Maryland – Danny O'Brien (417) vs. NC State, 11-27-10  
Opponent – Dwayne Haskins (405), Ohio State, 11-17-18

## 300 Passing Yards

Maryland – Caleb Rowe (332) vs. Virginia, 10-12-13  
Opponent – Tommy DeVito (330), Syracuse, 9-7-19

## 250 Yards Passing

Maryland – Josh Jackson (296), Syracuse, 9-7-19  
Opponent – Tommy DeVito (330), Syracuse, 9-7-19

## 10 Receptions

Maryland – DJ Moore (12-210), vs. N'Western, 10-14-17  
Opponent – Whop Philyor (13-127), Indiana, 10-28-17

## Two Players with 10 Receptions

Maryland – W. Williams (11-84) and G. Simon (10-80) at SYR, 11-19-94  
Opponent – W. Philyor (13-127), L. Timian (13-91), S. Cobbs (10-138), vs. Indiana, 10-28-17

## 200 Receiving Yards

Maryland – DJ Moore (12-210), vs. N'Western, 10-14-17  
Opponent – Roger Lewis (15-200), vs. Bowling Green, 09-12-15

## 100 Receiving Yards

Maryland – Dontay Demus Jr. (3-100-2), Howard, 8-31-19  
Opponent – Jadan Blue (5-132-1), at Temple, 9-14-19

## Two Players with 100 Receiving Yards

Maryland – S. Diggs (6-112) and D. Long (10-108) at Indiana, 09-27-14  
Opponent – T. McLaurin (4-118) & J. Dixon (6-102), Ohio State, 11-17-18

## Player w/ 100 Rushing Yds and 100 Receiving Yds

Opponent – Mikell Simpson (Rushing: 16-119; Receiving: 13-152), Virginia, 10-20-07

## Three Players with 100 Receiving Yards

Maryland – J. Kremus (119), M. Johnson (106) and R. Weaver (105) at Wake Forest, 11-20-93

Opponent – J. Grant (8-105), L. Carroo (6-104-2), A. Patton (8-101-2), Rutgers, 11-29-14

## 90-Yard TD Reception

Maryland – M. Bortenschlager to D.J. Moore (92), at Nebraska, 11-19-16  
Opponent – S. Halloran to Troy Stadford (90), Boston College, 10-11-86

## 80-Yard TD Reception

Maryland – M. Bortenschlager to D.J. Moore (92), at Nebraska, 11-19-16  
Opponent – AJ Bush to D. Stampley (84), Illinois, 10-27-18

## 75-Yard Non-Scoring Reception

Maryland – Caleb Rowe to Brandon Ross (77) vs. Virginia, 10-12-13  
Opponent – C. Randolph to Jax Landfried (78), Wake Forest, 12-30-02

## 75-Yard TD Reception

Maryland – M. Bortenschlager to D.J. Moore (92), at Nebraska, 11-19-16  
Opponent – Anthony Russo to Jadan Blue (79), at Temple, 9-14-19

## 50-Yard Non-Scoring Reception

Maryland – T. Pigrome to D. Jones (60), Ohio State, 11-17-17  
Opponent – S. Patterson to N. Collins (51), at Michigan, 10-06-18

## 50-Yard TD Reception

Maryland – T. Pigrome to D. Demus Jr (62), Howard, 8-31-19  
Opponent – Anthony Russo to Jadan Blue (79), at Temple, 9-14-19

## Player Recorded 15 or More Tackles

Maryland – Tre Watson (15), at Iowa, 10-22-18  
Opponent – Danzel White (15), Towson, 10-01-11

## Player Recorded 20 or More Tackles

Maryland – Cole Farrand (23) vs. Clemson, 10-26-13  
Opponent – N/A

## Player Recorded 3.0 or More Sacks

Maryland – Yannick Ngakoue (3.0) vs. Bowling Green, 09-12-15  
Opponent – Jeremiah Attaochu (3.0) vs. Georgia Tech, 11-3-12

## Player Recorded 2.0 or More Sacks

Maryland – Keandre Jones (2.0) vs. Syracuse, 9-7-19  
Opponent – Ifeanyi Majih (2.0) at Temple, 9-14-19

## Team Gained 300 Rushing Yards

Maryland – vs. Syracuse (354), 9-7-19  
Opponent – at Indiana (414), 10-22-16

## Team Gained 400 Rushing Yards

Maryland – Illinois (431) vs. Illinois, 10-27-18  
Opponent – at Indiana (414), 10-22-16

## Team Failed to Gain 100 Rushing Yards

Maryland – Penn State (74), 11-24-18  
Opponent – Syracuse (7), 9-7-19

## Team Failed to Gain 50 Rushing Yards

Maryland – Michigan State (26), 11-03-18  
Opponent – Howard (1), 8-31-19

## Team Failed to Gain 25 Rushing Yards

Maryland – at Nebraska (11), 11-19-16  
Opponent – Howard (1), 8-31-19

## Team Gained 300 Passing Yards

Maryland – Howard (306), 8-31-19  
Opponent – Syracuse (330), 9-7-19

## Team Gained 400 Passing Yards

Maryland – vs. NC State, (417), 11-27-10  
Opponent – Ohio State (405), 11-17-18

## Team Gained 500 Passing Yards

Maryland – None  
Opponent – West Virginia (511), 9-13-14

## Team Failed to Gain 100 Passing Yards

Maryland – Michigan State (73), 11-03-18  
Opponent – Howard (67), 8-31-19

## Team Failed to Gain 50 Passing Yards

Maryland – at Iowa (47), 10-20-18  
Opponent – Rutgers (8), 10-13-18

## Team Failed to Gain 10 Passing Yards

Maryland –  
Opponent – Rutgers (8), 10-13-18

## Team Gained 400 Yards of Total Offense

Maryland – Syracuse (650), 9-7-19  
Opponent – at Temple (427), 9-14-19

## Team Gained 500 Yards of Total Offense

Maryland – Syracuse (650), 9-7-19  
Opponent – at Penn State (569), 11-24-18

## Team Gained 600 Yards of Total Offense

Maryland – Syracuse (650), 9-7-19  
Opponent – Ohio State (688), 11-17-18

## Team Failed to Gain 200 Yards of Total Offense

Maryland – Michigan State (100), 11-06-18  
Opponent – Howard (68), 8-31-19

## Team Failed to Gain 100 Yards of Total Offense

Maryland – at Ohio State (66), 10-07-17  
Opponent – Howard (68), 8-31-19

## Scored 50 Points or more

Maryland – Syracuse (63), 9-7-19  
Opponent – Ohio State (52), 11-17-18

## Scored 50 Points or more (Conf. Game)

Maryland – Ohio State (51), 11-17-18  
Opponent – Ohio State (52), 11-17-18

## Came back from a 21-pt deficit

Maryland – at Rutgers, trailed 31-10 in 2Q, 11-28-15

## Shutout

Maryland – Howard (79-0), 8-31-19  
Opponent – West Virginia (37-0), 09-21-13

## Shutout (Conference Game)

Maryland – at Iowa (0-23), 10-20-18  
Opponent – Wake Forest (26-0), 10-18-08

## Terps Played in an Overtime Game

vs. Ohio State (11-17-18)  
*All-time record in overtime games, 6-4 (2-1 at home, 4-3 on the road)*

## Team Scored 28 Points or More In a Qtr

Maryland – Howard (28, 1st & 2nd Qtr.), 8-31-19  
Opponent – Bowling Green (28, 4th Qtr.), 09-12-15

## Team Scored 21 Points or More In a Qtr

Maryland – Syracuse (21, 1st & 2nd Qtr.), 9-7-19  
Opponent – Ohio State (21, 4th Qtr.), 11-17-18

## A Player Started on Both Sides of the Ball

Maryland – William Likely (CB, WR; at FIU), 09-09-16\*

\*Likely was also the PR and KR

MARYLAND SINGLE GAME, SEASON & CAREER RECORDS

RUSHING RECORDS

Career Yards

1. LaMont Jordan, 1997-00	4,147
2. Charlie Wysocki, 1978-81	3,317
3. Steve Atkins, 1975-78	2,971
4. Ty Johnson, 2015-18	2,635
5. Brandon Ross, 2012-15	2,543
6. Lance Ball, 2004-07	2,487
7. Bruce Perry, 1999, 2001-03	2,424
8. Rick Badanjek, 1982-85	2,417
9. Davin Meggett, 2008-11	2,411
10. Da'Rel Scott, 2007-10	2,401
11. Louis Carter, 1972-74	2,266
12. Alvin Blount, 1983-86	2,158
13. Willie Joyner, 1980-83	2,140
14. Josh Allen, 2002-03, 2005-06	1,958
15. Billy Lovett, 1966-68	1,913

Season Yards

1. LaMont Jordan (Jr.), 1999	1,632
2. Charlie Wysocki (Jr.), 1980	1,359
3. Steve Atkins (Sr.), 1978	1,261
4. Bruce Perry (So.), 2001	1,242
5. Chris Downs (Sr.), 2002	1,154
6. Charlie Wysocki (So.), 1979	1,140
7. Da'Rel Scott (So.), 2008	1,133
8. Willie Joyner (Jr.), 1982	1,039
9. Anthony McFarland Jr. (Fr.), 2018	1,034
10. Ty Johnson (So.), 2016	1,004
11. Louis Carter (Sr.), 1974	991
12. Billy Lovett (Sr.), 1968	963
13. Brandon Ross (Sr.), 2015	958
14. Art Seymore (So.), 1970	945
15. Josh Allen (So.), 2003	922

Single-Game Yards (200-yd games)

1. LaMont Jordan vs. Virginia, 1999	306
2. Anthony McFarland vs. Ohio State, 2018	298
3. Bruce Perry vs. Wake Forest, 2001	276
4. Josh Allen vs. Virginia, 2003	257
5. Brandon Ross vs. Indiana, 2015	250
6. Willie Joyner vs. No. Carolina, 1982	240
7. Bruce Perry vs. Wake Forest, 2003	237
George Scott vs. Villanova, 1977	237
9. LaMont Jordan vs. Duke, 1999	227
10. Charlie Wysocki vs. Louisville, 1979	222
11. Rick Badanjek vs. Virginia, 1984	217
12. Charlie Wysocki vs. Duke, 1980	216
13. Steve Atkins vs. Syracuse, 1976	215
14. Alvin Blount vs. Clemson, 1984	214
15. Louis Carter vs. Virginia, 1974	213
16. Chris Downs vs. Georgia Tech, 2002	212
17. Anthony McFarland Jr. at Indiana, 2018	210
18. Ty Johnson vs. Purdue, 2016	204
19. Charlie Wysocki vs. Virginia, 1979	202
20. Da'Rel Scott vs. East Carolina, 2010	200

Career Touchdowns

1. Rick Badanjek, 1982-85	44
2. LaMont Jordan, 1997-2000	36
3. Steve Atkins, 1975-78	31
4. Lance Ball, 2004-07	26
Charlie Wysocki, 1978-81	26
6. C.J. Brown, 2011-14	25
Louis Carter, 1972-74	25
8. Josh Allen, 2002-03, 2005-06	21
Ed Modzelewski, 1949-51	21
10. Brandon Ross, 2012-15	19
Keon Lattimore, 2004-07	19
Buddy Rodgers, 1994-97	19
13. Davin Meggett, 2008-11	18
Tommy Neal, 1983-86	18
Ed Vereb, 1953-55	18
Bob Shemonski, 1949-51	18
17. Ty Johnson, 2015-18	17
Da'Rel Scott, 2007-10	17
Bruce Perry, 1999, 2001-2003	17

Season Touchdowns

1. LaMont Jordan (Jr.), 1999	16
2. Rick Badanjek (Jr.), 1984	15
Bob Shemonski (Jr.), 1950	15
4. Louis Carter (Jr.), 1973	14
Ed Vereb (Sr.), 1955	14
6. Keon Lattimore (Sr.), 2007	13
Chris Downs (Sr.), 2002	13
8. C.J. Brown (Sr.), 2013	12
Lance Ball (Sr.), 2007	12
Rick Badanjek (Sr.), 1985	12
11. D.J. Adams (Fr.), 2010	11
LaMont Jordan (Sr.), 2000	11
Charlie Wysocki (Jr.), 1980	11
Ed Modzelewski (Sr.), 1951	11
Lu Gambino (Sr.), 1947	11

Single-Game Touchdowns

1. Bob Shemonski vs. Va. Tech, 1950	5
2. D.J. Adams vs. East Carolina, 2010	4
Chris Downs vs. North Carolina, 2002	4
LaMont Jordan vs. Clemson, 1999	4
Charlie Wysocki vs. Virginia, 1981	4
6. Brandon Ross at Rutgers, 2015	3
Brandon Ross vs. Indiana, 2015	3
C.J. Brown vs. James Madison, 2014	3
C.J. Brown vs. NC State, 2013	3
D.J. Adams vs. Virginia, 2010	3
Lance Ball vs. Georgia Tech, 2007	3
Keon Lattimore vs. Villanova, 2007	3
Chris Downs vs. Georgia Tech, 2002	3
Bruce Perry vs. E. Michigan, 2001	3
LaMont Jordan vs. Middle Tennessee State, 2000	3
LaMont Jordan vs. Western Carolina, 1999	3
Rick Badanjek vs. No. Carolina, 1984	3
Rick Badanjek vs. NC State, 1984	3
John Nash vs. Wake Forest, 1982	3
Steve Atkins vs. Duke, 1978	3
George Scott vs. Villanova, 1977	3
Steve Atkins vs. Duke, 1977	3
Steve Atkins vs. Syracuse, 1977	3
Louis Carter vs. Clemson, 1973	3
Dennis O'Hara vs. Wake Forest, 1969	3

Dennis Condie vs. Virginia, 1960	3
Jim Joyce vs. Virginia, 1959	3
John Forbes vs. Miami, 1958	3

PASSING RECORDS

Career Completions

1. Scott Milanovich, 1992-95	650
2. Chris Turner, 2007-09	547
3. Boomer Esiason, 1981-83	461
4. C.J. Brown, 2011-14	437
5. Sam Hollenbach, 2003-06	417
6. Neil O'Donnell, 1987-89	387
7. Dan Henning, 1985-87	353
8. Brian Cummings, 1994-97	344
9. Danny O'Brien, 2010-11	342
10. Scott McBrien, 2002-03	335
11. Perry Hills, 2012-16	314
12. John Kaleo, 1991-92	305
13. Dick Shiner, 1961-63	287
14. Shaun Hill, 2000-01	270
Scott Zolak, 1988-90	270

Season Completions

1. John Kaleo (Sr.), 1992	286
2. Scott Milanovich (So.), 1993	279
3. Scott Milanovich (Jr.), 1994	229
4. Scott Zolak (Sr.), 1990	225
5. Chris Turner (Jr.), 2008	214
6. Sam Hollenbach (Sr.), 2006	203
7. Shaun Hill (Sr.), 2001	197
8. Dan Henning (Jr.), 1986	196
9. Danny O'Brien (Fr.), 2010	192
Sam Hollenbach (Jr.), 2005	192
11. C.J. Brown (Gr.), 2014	189
12. Chris Turner (Sr.), 2009	180
13. Boomer Esiason (Jr.), 1982	176
14. Scott McBrien (Sr.), 2003	173
15. C.J. Brown (Sr.), 2013	166
Stan Gelbaugh (Sr.), 1985	166

Single-Game Completions

1. Scott Milanovich vs. Florida St., 1995	46
2. Scott Milanovich vs. Wake Forest, 1993	37
3. Scott Milanovich vs. Syracuse, 1994	35
Scott Milanovich vs. W. Virginia, 1993	35
5. Danny O'Brien vs. W. Virginia, 2011	34
Scott Milanovich vs. No. Carolina, 1993	34
7. Danny O'Brien vs. NC State, 2010	33
Chris Turner vs. Boston College, 2008	33
9. Scott Milanovich vs. Wake Forest, 1995	32
Scott Milanovich vs. Virginia, 1994	32
Scott Milanovich vs. NC State, 1994	32
John Kaleo vs. Virginia, 1992	32
13. Danny O'Brien vs. Miami, 2011	31
John Kaleo vs. No. Carolina, 1992	31

MARYLAND SINGLE GAME, SEASON & CAREER RECORDS

**Career Yards**

1. Scott Milanovich, 1992-95	7,301
2. Chris Turner, 2007-09	6,543
3. Boomer Esiason, 1981-83	6,259
4. C.J. Brown, 2011-14	5,372
5. Scott McBrien, 2002-03	5,169
6. Sam Hollenbach, 2003-06	5,139
7. Neil O'Donnell, 1987-89	4,989
8. Dan Henning, 1985-87	4,560
9. Danny O'Brien, 2010-11	4,086
10. Brian Cummings, 1994-97	4,080
11. Perry Hills, 2012-16	3,887
12. John Kaleo, 1991-92	3,660
13. Stan Gelbaugh, 1981-85	3,659
14. Dick Shiner, 1961-63	3,410
15. Bob Avellini, 1972-74	3,222

**Season Yards**

1. Scott Milanovich (So.), 1993	3,499
2. John Kaleo (Sr.), 1992	3,392
3. Dan Henning (Jr.), 1986	2,725
4. Scott McBrien (Sr.), 2003	2,672
5. Scott Zolak (Sr.), 1990	2,589
6. Sam Hollenbach (Jr.), 2005	2,539
7. Chris Turner (Jr.), 2008	2,516
8. Scott McBrien (Jr.), 2002	2,497
9. Stan Gelbaugh (Sr.), 1985	2,475
10. Danny O'Brien (Fr.) 2010	2,438
11. Scott Milanovich (Jr.), 1994	2,394
12. Shaun Hill (Sr.), 2001	2,380
13. Sam Hollenbach (Sr.), 2006	2,371
14. Boomer Esiason (Sr.), 1983	2,322
15. Boomer Esiason (Jr.), 1982	2,302
16. C.J. Brown (Sr.), 2013	2,288

**Single-Game Yards**

1. Scott Milanovich vs. Va. Tech, 1993	498
2. Scott Milanovich vs. W. Virginia, 1993	451
3. John Kaleo vs. Clemson, 1992	418
4. Danny O'Brien vs. NC State, 2010	417
5. Scott Milanovich vs. Wake Forest, 1993	416
6. John Kaleo vs. Pittsburgh, 1992	415
7. Scott Milanovich vs. Duke, 1993	414
8. Scott Milanovich vs. No. Carolina, 1993	405
John Kaleo vs. Wake Forest, 1992	405
10. Scott McBrien vs. WVU (Gator Bowl), 2004	381
11. Scott Milanovich vs. Florida St., 1995	380

**Career Touchdowns**

1. Scott Milanovich, 1992-95	49
2. Boomer Esiason, 1981-83	42
3. Scott McBrien, 2002-03	34
4. C.J. Brown, 2011-14	33
5. Chris Turner, 2007-09	30
6. Perry Hills, 2012-16	29
Danny O'Brien, 2010-11	29
8. Sam Hollenbach, 2003-06	28
9. Neil O'Donnell, 1987-89	26
10. Dan Henning, 1985-87	24
11. Alan Pastrana, 1965-68	23
12. Brian Cummings, 1994-97	22
Jack Scarbath, 1950-52	22
14. Dick Shiner, 1961-63	21
15. Stan Gelbaugh, 1981-85	20

**Season Touchdowns**

1. Scott Milanovich (So.), 1993	26
2. Danny O'Brien (Fr.) 2010	22
3. Scott Milanovich (Jr.), 1994	20
4. Scott McBrien (Sr.), 2003	19
5. Boomer Esiason (Jr.), 1982	18
6. John Kaleo (Sr.), 1992	17
Alan Pastrana (Jr.), 1966	17
8. Sam Hollenbach (Sr.), 2006	15
Scott McBrien (Jr.), 2002	15
Dan Henning (Jr.), 1986	15
Stan Gelbaugh (Sr.), 1985	15
Boomer Esiason (Sr.), 1983	15
13. C.J. Brown (Gr.), 2014	13
C.J. Brown (Sr.), 2013	13
Chris Turner (Jr.), 2008	13
Shaun Hill (Sr.), 2001	13
Sam Hollenbach (Jr.), 2005	13

**Single-Game Touchdowns**

1. Scott Milanovich vs. NC State, 1994	5
Scott Milanovich vs. Wake Forest, 1993	5
Scott Milanovich vs. W. Virginia, 1993	5
Scott Milanovich vs. No. Carolina, 1993	5
John Kaleo vs. Clemson, 1992	5
6. Caleb Rowe vs. USF, 2015	4
Danny O'Brien vs. NC State, 2010	4
Danny O'Brien vs. Wake Forest, 2010	4
Joel Statham vs Duke, 2004	4
Scott McBrien vs. North Carolina, 2003	4
Scott Milanovich vs. Ga. Tech, 1994	4
Scott Milanovich vs. Va. Tech, 1993	4
Mark Manges vs. Villanova, 1975	4

**RECEIVING RECORDS**

**Career Receptions**

1. Jermaine Lewis, 1992-95	193
2. Geroy Simon, 1993-96	185
3. Torrey Smith, 2008-10	152
4. Stefon Diggs, 2012-14	150
5. DJ Moore, 2015-17	146
6. Darrius Heyward-Bey, 2006-08	138
7. Frank Wycheck, 1990-92	134
8. Levern Jacobs, 2012-16	130
9. Russ Weaver, 1992-94	120
10. Guilian Gary, 1998-2001	113
11. Azizuddin Abdur-Ra'oof, 1984-87	108
12. Barry Johnson, 1987-90	106
13. Ferrell Edmunds, 1984-87	101
14. Marcus Badgett, 1989-92	100
Frank Russell, 1972-74	100

**Season Receptions**

1. DJ Moore (Jr.), 2017	80
2. Geroy Simon (So.), 1994	77
3. Marcus Badgett (Sr.), 1992	75
4. Russ Weaver (Jr.), 1993	69
5. Torrey Smith (Jr.), 2010	67
6. Jermaine Lewis (Sr.), 1995	66
7. Stefon Diggs (Jr.), 2014	62
8. Torrey Smith (So.), 2009	61
9. Frank Wycheck (Fr.), 1990	58
10. Richie Harris (Sr.), 1992	56
11. Stefon Diggs (Fr.), 2012	54
Geroy Simon (Jr.), 1995	54
13. Jermaine Lewis (So.), 1993	52
Dan Prunzik (Sr.), 1992	52
15. Darrius Heyward-Bey (So.), 2007	51
Vernon Davis (Jr.), 2005	51
Allen Williams (Sr.), 1994	51
Greg Hill (Sr.), 1984	51

**Single-Game Receptions**

1. Geroy Simon vs. Florida St., 1995	16
2. Torrey Smith vs. NC State, 2010	14
Russ Weaver vs. Wake Forest, 1993	14
Frank Wycheck vs. Va. Tech, 1990	14
5. Jermaine Lewis vs. Ga. Tech, 1995	13
6. DJ Moore vs. Northwestern, 2017	12
Frank Wycheck vs. NC State, 1990	12
7. Darrius Heyward-Bey vs. Wake Forest, 2008	11
Jermaine Lewis vs. NC State, 1995	11
Allen Williams vs. Syracuse, 1994	11
Geroy Simon vs. W. Virginia, 1994	11
Marcus Badgett vs. Wake Forest, 1992	11
Marcus Badgett vs. Pittsburgh, 1992	11
John Tice vs. Clemson, 1982	11
Stefon Diggs vs. Boston College, 2012	11

MARYLAND SINGLE GAME, SEASON & CAREER RECORDS

**Career Yards**

1. Torrey Smith, 2008-10	5,264
2. LaMont Jordan, 1997-2000	4,960
3. Ty Johnson, 2015-18	4,196
4. Stefon Diggs, 2012-14	4,106
5. Jermaine Lewis, 1992-95	3,950
6. Louis Carter, 1972-74	3,704
7. Bren Lowery, 1986-89	3,665
8. Steve Atkins, 1975-78	3,535
9. Charlie Wysocki, 1978-81	3,519
10. Da'Rel Scott, 2007-10	3,509
11. Rick Badanjek, 1982-85	3,406
12. William Likely, 2013-16	3,387
13. Bruce Perry, 1999, 2001-03	3,019
14. Brandon Ross, 2012-15	3,004
15. Steve Suter, 2001-04	2,919

**Season Yards**

1. Torrey Smith (So.), 2009	2,192
2. Stefon Diggs (Fr.), 2012	1,896
3. LaMont Jordan (Jr.), 1999	1,840
4. Torrey Smith (Jr.), 2010	1,647
5. Bruce Perry (So.), 2001	1,718
6. Steve Suter (So.), 2002	1,702
7. Ty Johnson (Jr.), 2017	1,592
8. Steve Atkins (Sr.), 1978	1,562
9. Louis Carter (Sr.), 1974	1,498
10. Bob Shemonski (Jr.), 1950	1,427
11. Torrey Smith (Fr.), 2008	1,425
12. Charlie Wysocki (Jr.), 1980	1,383
13. Jo Jo Walker (Sr.), 2005	1,350
14. Chris Downs (Sr.), 2002	1,319
15. Bren Lowery (Jr.), 1988	1,315

**Single-Game Yardage**

1. Marcus Badgett vs. Pittsburgh, 1992	251
2. Jermaine Lewis vs. No. Carolina, 1993	250
3. Torrey Smith vs. NC State, 2010	224
4. James Milling vs. No. Carolina, 1986	220
5. Marcus Badgett vs. Duke, 1992	218
6. DJ Moore vs. Northwestern, 2017	210
7. Jermaine Lewis vs. Duke, 1995	205
8. Jermaine Lewis vs. Ga. Tech, 1995	189
9. Russell Davis vs. Penn State, 1982	188
10. Marcus Badgett vs. Wake Forest, 1992	187

**Career Touchdowns**

1. Jermaine Lewis, 1992-95	21
2. Torrey Smith, 2008-10	19
3. Greg Hill, 1982-84	18
4. DJ Moore, 2015-17	17
5. Stefon Diggs, 2012-14	14
6. Darrius Heyward-Bey, 2006-08	13
Guilian Gary, 1998-2001	13
8. Gary Collins, 1959-61	12
9. Marcus Badgett, 1989-92	11
Barry Johnson, 1987-90	11
11. Mancel Jonnson, 1993-96	10
Geroy Simon, 1993-96	10
Azizuddin Abdur-Ra'oof, 1984-87	10
Ferrell Edmunds, 1984-87	10
Dan Bungori, 1971-73	10
16. Vernon Davis, 2003-05	9
Vernon Joines, 1985-88	9
Mike Lewis, 1979-82	9

**Season Touchdowns**

1. Torrey Smith (Jr.), 2010	12
2. Jermaine Lewis (Jr.), 1994	9
Marcus Badgett (Sr.), 1992	9
4. Dan Bungori (So.), 1971	8
DJ Moore (Jr.), 2017	8
6. Guilian Gary (Jr.), 2000	7
Jermaine Lewis (So.), 1993	7
Greg Hill (Jr.), 1983	7
Greg Hill (So.), 1982	7
Billy Van Heusen (Jr.), 1966	7
Darryl Hill (Jr.), 1963	7

**Single-Game Touchdowns**

1. Torrey Smith vs. NC State, 2010	4
2. Vernon Davis vs. Duke, 2004	3
Guilian Gary vs. Georgia Tech, 2000	3
Jermaine Lewis vs. W. Virginia, 1993	3
James Milling vs. No. Carolina, 1986	3

**DEFENSIVE RECORDS**

**Career Tackles (since 1969)**

1. Eric Wilson, 1981-84	481
2. E.J. Henderson, 1999-2002	473
3. Chuck Faucette, 1983-86	466
4. D'Qwell Jackson, 2002-05	447
5. Ratcliff Thomas, 1993-96	424
6. Eric Barton, 1995-98	417
7. Mike Jarmolowich, 1989-92	414
8. Brad Carr, 1974-77	386
9. Scott Saylor, 1987-89	382
10. Alex Wujciak, 2008-10	381
11. Bruce Palmer, 1976-78	351
12. Aaron Thompson, 1998-2001	348
13. Mike Corvino, 1979-82	347
14. Ted Klaube, 1975-77	344
15. Demetrius Hartsfield, 2009-12	338

**Season Tackles (since 1969)**

1. Neal Olkewicz (Sr.), 1978	188
2. Ted Klaube (Sr.), 1977	186
3. Eric Wilson (Jr.), 1983	178
4. E.J. Henderson (Sr.), 2002	175
5. Harry Walters (Jr.), 1974	173
6. Kevin Walker (Sr.), 1987	172
7. Eric Wilson (Sr.), 1984	160
8. Eric Barton (Sr.), 1998	159
Brian Matera (Sr.), 1979	159
10. Brad Carr (Jr.), 1976	157
11. Mike Jarmolowich (Jr.), 1991	153
12. Chuck Faucette (Sr.), 1986	151
Bruce Palmer (Sr.), 1978	151
14. E.J. Henderson (Jr.), 2001	150
15. Kevin Benson (Sr.), 1975	149

**Career TFL (since 1974)**

1. E.J. Henderson, 1999-02	62.5
2. Aaron Thompson, 1998-01	45
3. Andre Monroe, 2011-14	38.5
4. Charles Johnson, 1976-78	37
5. Mike Corvino, 1979-82	36
6. Eric Ogbogu, 1994-97	35.5
7. Randy Starks, 2001-03	34.0
8. Yannick Ngakoue, 2013-15	33
9. Shawne Merriman, 2003-04	32.5
10. Al Wallace, 1993-96	32
Joe Vellano, 2009-12	32
12. Delbert Cowsette, 1996-99	31
13. Jermaine Carter, Jr. 2014-17	29
14. Gurnest Brown, 1979-82	27
Demetrius Hartsfield, 2009-12	27

MARYLAND SINGLE GAME, SEASON & CAREER RECORDS

Season TFL (since 1974)

1. E.J. Henderson (Jr.), 2001	28
2. Randy White (Sr.), 1974	24
3. E.J. Henderson (Sr.), 2002	19.5
4. Charles Johnson (Sr.), 1978	18
5. Andre Monroe (Jr.), 2013	17
Shawne Merriman (So.), 2004	17
Aaron Thompson (So.), 1999	17
Kris Jenkins (Sr.), 2000	17
Bruce Palmer (Sr.), 1978	17
10. Jack Bradford (Sr.), 1990	16
Bruce Mesner (Sr.), 1985	16
12. Marcus Whitfield (Sr.), 2013	15.5
13. Yannick Ngakoue (Jr.), 2015	15
Eric Ogbogu (Jr.), 1996	15
Eric Hicks (Jr.), 1996	15
Gurnest Brown (Jr.), 1981	15

Career TFL Yards (since 1974)

1. Andre Monroe, 2011-14	212
2. E.J. Henderson, 1999-2002	207
3. Mike Corvino, 1979-82	206
4. Charles Johnson, 1976-78	205
5. Aaron Thompson, 1998-2001	197
7. Yannick Ngakoue, 2013-pres.	176
6. Shawne Merriman, 2002-03	170
8. James Shaffer, 1976-79	153
9. Gurnest Brown, 1979-82	149
10. Adrian Moten, 2007-10	145

Season TFL Yards (since '74)

1. Randy White (Sr.), 1974	122
2. Charles Johnson (Sr.), 1978	119
3. Marcus Whitfield (Sr.), 2013	109
4. Marlin Van Horn (Jr.), 1978	101
5. Mark Duda (Sr.), 1982	94
6. Andre Monroe (Sr.), 2014	92
7. Mike Corvino (Jr.), 1981	91
8. Jesse Aniebonam (Jr.), 2016	89
9. Shawne Merriman (So.), 2004	87
10. E.J. Henderson (Sr.), 2002	86
Bruce Mesner (Sr.), 1986	86
12. James Shaffer (Sr.), 1979	84
13. Yannick Ngakoue (Jr.), 2015	83
14. Bruce Palmer (Sr.), 1978	81
Yannick Ngakoue (So.), 2014	81

Career Sacks (since 1969)

1. Andre Monroe, 2011-14	25
2. Mike Corvino, 1979-82	24
3. Shawne Merriman, 2002-04	22
4. Yannick Ngakoue, 2013-pres.	21.5
5. Mark Duda, 1979-82	19
Charles Johnson, 1976-78	19
Bruce Palmer, 1976-78	19
8. Eric Ogbogu, 1994-97	18.5
9. E.J. Henderson, 1999-2002	18
Bruce Mesner, 1983-86	18
Gurnest Brown, 1979-82	18
12. Randy Starks, 2001-03	17.5
13. Joe Campbell, 1973-76	17
14. Adrian Moten, 2007-10	15.5

Season Sacks (since 1969)

1. Yannick Ngakoue (Jr.), 2015	13.5
2. Mark Duda (Sr.), 1982	13
Bruce Palmer (Sr.), 1978	13
4. Bruce Mesner (Jr.), 1985	12
Charles Johnson (Sr.), 1978	12
Randy White (Sr.), 1974	12
7. Mike Corvino (Jr.), 1981	11
Marlin Van Horn (Sr.), 1979	11
9. Andre Monroe (Sr.), 2014	10.5
10. Kris Jenkins (Sr.), 2000	10
Jack Bradford (Sr.), 1990	10
Gurnest Brown (Jr.), 1981	10
13. Andre Monroe (Jr.), 2013	9.5
14. Jesse Aniebonam (Jr.), 2016	9.0
Marcus Whitfield (Sr.), 2013	9.0

Season Forced Fumbles (since 1987)

1. Joel Goode, 1987	6
2. Sean Davis, 2015	5
3. Jermaine Carter, Jr., 2017	4
Darin Drakeford, 2011	4
Kenny Tate, 2010	4
Milton Harris, 2005	4
7. Adrian Moten, 2007	3
Moise Fokou, 2007	3
Erin Henderson, 2006	3
Shawne Merriman, 2004	3
E.J. Henderson, 2002	3
Rod Littles, 2001	3
Aaron Thompson, 2000	3
Rod Littles, 2000	3
Eric Barton, 1998	3
Eric Ogbogu, 1998	3
Chad Wiestling, 1992	3
Lubo Zizakovich, 1990	3
Cole Farrand, 2012	3

Career Interceptions

1. Tom Brown, 1960-62	17
2. Lendell Jones, 1980-83	14
3. Bob Sullivan, 1962-63	13
4. A.J. Johnson, 1993-96	12
Bob Smith, 1972-74	12
Bernie Faloney, 1951-53	12
7. Curome Cox, 2000-02	10
Lewis Sanders, 1996-99	10
Howard Eubanks, 1979-82	10
Lloyd Burruss, 1976-80	10
Ralph Lary, 1977-80	10
Ken Schroy, 1972-74	10
13. Tony Jackson, 1997-2001	9
Shawn Forte, 1998-2000	9
Keeta Covington, 1983-86	9
Clarence Baldwin, 1981-83	9
Jim Brechbiel, 1972-75	9
Wally Stalnaker, 1967-69	9
Joe Horning, 1951-54	9

Season Interceptions

1. Bob Sullivan (Sr.), 1965	10
2. Tom Brown (Jr.), 1961	8
3. Clarence Baldwin (Sr.), 1983	7
Lendell Jones (Jr.), 1982	7
Ralph Lary (Jr.), 1979	7
Bob Smith (So.), 1972	7
7. William Likely (So.), 2014	6
Tony Jackson (Sr.), 2001	6
Lewis Sanders (Jr.), 1999	6
A.J. Johnson (Jr.), 1995	6
Keeta Covington (Jr.), 1985	6
Larry Marshall (Sr.), 1971	6
Tom Brown (Sr.), 1962	6
Bernie Faloney (Sr.), 1953	6
Joe Horning (Fr.), 1951	6
15. 10 players	5
(last time: Tre Watson (Sr.), 2018)	

Single-Game Interceptions

1. Lendell Jones vs. Duke, 1982	4
---------------------------------	---

Career Interception Return Yards

1. Tom Brown, 1960-62	275
2. Alex Wujciak, 2008-10	238
3. Joe Horning, 1951-54	222
4. Bill McFadden, 1979-82	212
5. Bernie Faloney, 1950-53	207
6. Randall Jones, 1998-2001	177
7. Lloyd Burruss, 1976-80	173
8. William Likely, 2013-16	170
9. Jim LaRue, 1947-49	168
10. Ernie Arizzi, 1961-63	166
11. Ken Schroy, 1972-74	165
12. Frank Tamburello, 1954-55	161
13. Ralph Lary, 1977-80	160
14. Curome Cox, 2000-03	153
15. Joe Petruzzo, 1950-51	143

Season Interception Return Yards

1. William Likely (So.), 2014	170
2. Alex Wujciak (Jr.), 2009	152
3. Joe Horning (Fr.), 1951	147
4. Frank Tamburello (So.), 1954	140
5. Cliff Crosby (Sr.), 1998	133
6. Larry Marshall (Sr.), 1971	131
7. Tom Brown (Sr.), 1962	122
8. Eddie Tomlin (Sr.), 1989	120
9. Shawn Forte (Sr.), 2000	114
10. Bill McFadden (Jr.), 1981	112
11. Dickie Lewis (So.), 1956	111
12. Jim LaRue (Sr.), 1949	103
13. Ralph Lary (Jr.), 1979	102
Joe Petruzzo (So.), 1950	102
15. Cameron Chism (Sr.), 2011	100