



LADY LION BASKETBALL

#BRINGTHEROAR

GAME 13 | PENN STATE AT INDIANA | DEC. 31, 2018 | 7 P.M. | BLOOMINGTON, IND.

2018-19 SCHEDULE

Date Opponent Time/Result

NOVEMBER

8	PROVIDENCE	W, 74-72
11	#24/RV CALIFORNIA	L, 75-58
14	at Fordham	W, 72-55
18	PRINCETON	W, 79-71 (OT)
21	NORTH DAKOTA	W, 75-68
25	STONY BROOK	L, 81-70
29	at Florida State (1)	L, 87-58

DECEMBER

2	JACKSONVILLE	W, 80-61
5	DUQUESNE	L, 64-58
9	ST. BONAVENTURE	W, 80-65
16	AMERICAN	W, 80-59
28	#4/4 MARYLAND*	L, 77-61
31	at Indiana*	7 p.m.

JANUARY

3	WISCONSIN*	7 p.m.
6	at Rutgers*	4 p.m.
12	ILLINOIS*	2 p.m.
17	OHIO STATE*	7 p.m.
20	at Maryland*	2 p.m.
24	at Wisconsin*	8 p.m.
27	RUTGERS*	2 p.m.
31	at Michigan State*	7 p.m.

FEBRUARY

3	IOWA*	2 p.m.
6	at Ohio State*	7 p.m.
10	MICHIGAN*	2 p.m.
14	at Northwestern*	8 p.m.
17	at Minnesota*	2 p.m.
21	PURDUE*	7 p.m.
24	at Illinois*	4 p.m.

MARCH

2	NEBRASKA*	3 p.m.
6-10	Big Ten Tournament	TBD

(1) Big Ten/ACC Challenge
* Big Ten Opponent
HOME GAMES IN CAPS
All times Eastern Standard Time

STRATEGIC COMMUNICATIONS

WBB Primary ContactChelsea Vielhauer
Office Phone 814-865-8139
Cell Phone 610-937-4035
Email cpv5026@psu.edu

WBB Secondary Contacts

Nicole Praga ncp42@psu.edu
Will Rottler wdr13@psu.edu
Kevin Stoicovy kjs5540@psu.edu

PENN STATE LADY LIONS

(7-5, 0-1 BIG TEN)

AT

#RV/RV INDIANA HOOSIERS

(12-1, 1-0 BIG TEN)



VIDEO | BTN-Plus/BTN2GO

RADIO | Penn State Sports Network - 1390 AM - Jerry Fisher and Joe Putnam

ONLINE | Live Stats available at iuhoosiers.com






OPENING TIPS

- The Lady Lions head to Indiana for their first Big Ten road game and first away contest since Nov. 29 when Penn State and the Hoosiers square off on New Years Eve.
- The Lady Lions hung right with #4/4 Maryland for three quarters of Friday's conference opener before the Terrapins used a strong fourth quarter to pull away for a 77-61 victory.
- Four Lady Lions are averaging double-digit points, led by Teniya Page's 20.2 ppg.

IF PENN STATE BEATS INDIANA

- Penn State would earn its second-straight win against the Hoosiers and pick up a victory in Bloomington, Ind. for the first time since Feb. 13, 2014 when the Lady Lions beat Indiana 71-63.
- The Lady Lions would grab their first true road win in Big Ten play since a 69-62 victory at Wisconsin on Jan. 14, 2018.
- Penn State would improve 1-1 in conference action and 8-5 on the season.

LAST GAME STARTING LINEUP

	#1 Alisia Smith So./So. F 6-3	PPG 10.1	RPG 7.4	APG 0.5	MPG 26.5
	#2 Amari Carter Sr./Jr. G 5-8	PPG 9.9	RPG 3.2	APG 2.9	MPG 30.7
	#3 Karisma Ortiz Fr./Fr. G 6-0	PPG 3.1	RPG 4.3	APG 2.4	MPG 26.8
	#4 Siyeh Frazier Jr./Jr. G 5-9	PPG 10.8	RPG 4.5	APG 1.9	MPG 28.0
	#11 Teniya Page Sr./Sr. G 5-7	PPG 20.2	RPG 3.8	APG 3.4	MPG 36.6

LADY LION RESERVES

No.	Name	Pos.	Ht.	Cl./Elig.	PPG	RPG	APG	MPG
5	Kamaria McDaniel	G	5-9	So./So.	11.8	3.3	1.4	25.9
12	Kayleigh Semion	G	5-6	Sr./Sr.	0.0	0.7	0.3	5.0
22	Leah Knizner	G	5-9	Sr./Sr.	0.0	0.2	0.0	3.8
31	J. Travascio-Green	G	6-2	Jr./Jr.	5.0	1.0	0.0	20.0
33	Lauren Ebo	F	6-4	Fr./Fr.	5.2	5.5	0.3	20.0
34	Sarah McMurtry	G	5-6	Sr./Sr.	0.0	0.0	0.0	1.0
43	Bexley Wallace	F	6-3	Fr./Fr.	1.8	1.7	0.2	9.4

BIG Opener

- Penn State led #4/4 Maryland after three quarters of Friday’s Big Ten opener, but the preseason Big Ten favorite Terrapins outscored the Lady Lions 21-4 in the final frame, including an 18-0 run to close the game, to earn the 77-61 road win.
- Senior guard Teniya Page paced the Lady Lions with 24 points on 10-of-16 shooting (62.5 percent), while sophomore Kamaria McDaniel chipped in 16 points and a career-best eight rebounds.

This Is BIG

- Penn State enters its 27th season as a member of the Big Ten Conference and has enjoyed immense success since becoming a member of the storied conference in 1992-93.
- The Lady Lions own a winning record against nine of the 13 other Big Ten programs.
- The Lady Lions own an all-time mark of 268-163 in Big Ten play, with marks of 160-57 at home and 108-106 on the road.
- Penn State’s eight regular-season championships since 1993-94 are tied for the most won by any Big Ten team during that span. Ohio State has also won eight regular-season titles during that span. The Lady Lions also own a pair of Big Ten Tournament titles, winning in 1995 and 1996.

Non-Conference Wrap Up

- The Lady Lions wrapped up non-conference action with a 7-4 record and won their last two non-conference games of the season.
- Four of those seven wins came in comeback fashion as Penn State erased at least a nine-point deficit to come back and win in its first four victories of the season.
- The most dominant win of the season came when the Lady Lions took down defending Patriot League Champion and 2018 NCAA Tournament competitor American 80-59 on Dec. 16 in the non-conference finale.

No Sophomore Slump Here

- The sophomore duo of Alisia Smith and Kamaria McDaniel has made a major impact this season as the two have combined for 29.8 percent (252-of-845) of Penn State’s points.
- McDaniel is currently the team’s second-leading scorer with 11.8 points per game. The Inkster, Mich. native has scored in double figures in six of the last seven games.
- Smith is averaging 10.1 points per game and a team-best 7.4 rebounds per contest. She’s shooting a team-best 47.6 percent (39-for-82) from the field.
- Smith has notched three double-doubles and scored in double figures in seven of her 11 appearances.
- Both have made major jumps from last season. McDaniel finished her freshman season averaging 5.0 points per game, while Smith chipped in 5.2 points per contest in her rookie season.

70-Point Plateau

- The Lady Lions are 7-1 when scoring 70 or more points this season, while PSU is 0-4 when being held to 69 points or less.
- Penn State’s lone loss when scoring 70 or more points was an 81-70 decision to Stony Brook on Nov. 25.

Focus On The Free Throw Line

- Free throw shooting has proven to be crucial for Penn State this season.
- The Lady Lions are 5-1 in games that they’ve made 15 or more free throws in this season. Penn State is 2-4 when making 14 or less free throws.
- The Lady Lions had their worst showing from the charity stripe Friday against Maryland. Penn State shot just 52.6 percent (10-for-19) from the free throw line.

Among The NCAA’s Elite

- The Lady Lions have collected 943 wins since the program’s inception in 1965, an all-time win mark that ranks as the 18th-most in NCAA history. Penn State is one of only 16 schools with at least 25 NCAA Tournament appearances, joining Connecticut, Georgia, Iowa, Louisiana Tech, LSU, Maryland, North Carolina, Notre Dame, Ohio State, Old Dominion, Purdue, Stanford, Tennessee, Texas and Vanderbilt.

PENN STATE QUICK FACTS

University Information

Location..... University Park, Pa.
 Founded..... 1855
 Enrollment..... 40, 363 (undergrad)
 46,270 (UP overall)
 Nickname Lady Lions
 School Colors Blue and White
 Conference Big Ten
 President Dr. Eric Barron
 Director of Athletics Sandy Barbour
 Senior Woman Administrator Charmelle Green
 Deputy AD (WBB Administrator) Lynn Holleran
 Facility (Capacity)..... Bryce Jordan Center (15,104)
 All-Time Record at BJC..... 260-82 (24-plus seasons)

Basketball Staff

Head Coach..... Coquese Washington
 Notre Dame '92
 Juris Doctorate - Notre Dame '97
 Career Record: 204-156 (11-plus years)
 Postseason Appearances - 7 (4 NCAA, 3WNIT)
 Assistant Coach Itoro Coleman (Clemson '00)
 Assistant Coach Tamika Jeter (Connecticut '02)
 Assistant Coach Geoff Lanier (S. Conn. St. '92)
 Director of Ops Ethan Gelfand (Wake Forest '06)
 Video Coordinator Sean Sullivan (Iowa '15)
 Strategic Specialist..... Jeanine Wasielewski
 (Northwestern '91)
 Dir. of Community Outreach..... Miriam Powell
 (Gustavus Adolphus College '95)
 Athletic Trainer Caren Walls (Penn State '04)
 Strength Coach Brad Pantall (Penn State '96)
 SID Chelsea Vielhauer (Penn State '13)

Program History

First Year of Women’s Basketball..... 1965
 All-Time Record 943-469 (54-plus seasons)
 All-Time Big Ten Record. 268-163 (26-plus seasons)
 NCAA Tournament App./Last 25/2014
 NCAA Tournament Record..... 32-25
 NCAA Regional App./Last..... 13/2014
 NCAA Final Four App./Last..... One/2000
 Big Ten Reg. Season Championships..... Eight
 Big Ten Tournament Championships Two

Team Information

2017-18 Record..... 16-16
 Home - 11-4
 Away - 4-9
 Neutral - 1-3
 Big Ten Record (finish) 6-10 (11)
 Home - 5-3
 Away - 1-7
 Letterwinners Returning/Lost..... 10/2
 Starters Returning/Lost 4/1
 Big Ten Tournament..... Second Round
 Postseason..... WNIT First Round

#BringTheRoar

Penn State Athletics Twitter..... @GoPSUSports
 Women’s Basketball Twitter @PennStateWBB
 Women’s Basketball Instagram pennstateWBB
 Women’s Basketball Facebook..... Penn State Lady
 Lion Basketball
 Penn State Athletics Website gopsusports.com
 Hashtags..... #BringTheRoar
 #WeAre

Tracking Teniya

- Teniya Page, a 2018 Consensus Preseason All-Big Ten Selection, has proven to be one of the strongest guards in the Big Ten from the day she stepped on campus. The guard has collected All-Big Ten accolades in each of her first three years, earning first team honors as both a sophomore and junior. Page was named a WBCA All-America honorable mention selection in 2016-17 following her standout sophomore campaign.
- Page has totaled 1,831 career points, putting her just 169 points away from hitting the 2,000-point mark. She would become the sixth Lady Lion to reach the milestone if she hits the 2,000-point mark. With 17 regular-season games left and at least one postseason contest guaranteed (Big Ten Tournament), Page will need to average 9.4 points per game for the rest of the season to reach the milestone. She averaged 15.3 points per game as a freshman, 19.9 as a sophomore and 18.4 as a junior.
- Her 1,831 career points rank eighth all-time on the Penn State career scoring charts and is 16th amongst all active Division I players.
- With 34 points against Stony Brook on Nov. 25, Page now stands alone in second place for the most career 30-plus point games (8) in Lady Lion history. She was previously tied with Maggie Lucas (2011-14) at 7.
- The standout has already etched her names into several of Penn State’s record books. Her 18.1 points per game career scoring average ranks No. 4 all-time. She is one of five Penn Staters with 1,500 career points and 300 career assists. She’s averaged 35.5 minutes per game throughout her career, a mark that ranks second in the Lady Lion history books.

SCOUTING THE OPPOSITION

2018-19 INDIANA HOOSIERS

- The Hoosiers are 12-1 on the season and 1-0 in Big Ten play and enter Monday night’s game receiving votes in both major national polls.
- Indiana took down Illinois 85-83 in an overtime thriller Friday night in the Hoosiers’ conference opener. Ali Patberg led the team with 20 points, seven rebounds and six assists.
- The Hoosiers’ lone loss this season came against Grambling State (65-62) on Dec. 20 in the second of three games at the Puerto Rico Classic.
- Patberg leads Indiana for the season with 17.8 points per game and 65 assists. Brenna Wise (13.6 ppg), Jaelynn Penn (11.8 ppg) and Bendu Yeaney (10.8) are also averaging double-digit points.

AGAINST THE HOOSIERS

- Penn State leads the all-time series against Indiana 33-13, including an 11-8 edge in games played in Bloomington, Ind.
- The Lady Lions won last year’s meeting, 77-74, on Jan. 3, 2018 in Happy Valley to snap a four-game skid to the Hoosiers.
- With the game on the line, tied at 74-74, Siyeh Frazier laid in a shot under the basket with 15 seconds left to give Penn State the lead and eventually a 77-74 victory over Indiana in last season’s meeting.
- Five Lady Lions finished in double-figures, led by Amari Carter’s 26 points and six assists. Jaida Travascio-Green followed with 11 points, while Frazier, Teniya Page and Alisia Smith chipped in 10 apiece.

BY THE NUMBERS

	Penn State	Indiana
Scoring Offense	70.4	75.1
Scoring Defense	69.6	61.2
Scoring Margin	+0.8	+13.8
Field Goal Pct.	40.6	45.9
Field Goal Pct. Defense	41.4	36.7
Free Throw Pct.	73.9	74.5
3FG Made Per Game	5.0	4.8
3FG Pct.	27.5	35.2
3FG Pct. Defense	33.6	28.3
Rebounding	37.2	40.3
Rebounding Allowed	39.8	34.2
Rebounding Margin	-2.6	+6.2
Assists	12.7	13.2
Steals	8.2	6.2
Turnovers	15.7	16.2

INSIDE THE SERIES

Overall:	Penn State leads, 33-13
Last Meeting:	Jan. 3, 2018
Current Streak:	Penn State, 1
Against Indiana at Home:	19-3
Against Indiana on the Road:	11-8
Neutral Locations Against Indiana:	3-2
Last Five Meetings:	
Jan. 3, 2018 (Home)	Penn State, 77-74
Jan. 23, 2017 (Away)	Indiana, 72-66
Dec. 28, 2016 (Home)	Indiana, 89-70
Feb. 27, 2016 (Away)	Indiana, 76-55
March 4, 2015 (Neutral)	Indiana, 68-63

Cardiac Kids

- Penn State has rallied from nine-plus point deficits in four of its seven wins this season.
- Penn State erased a 14-point fourth quarter deficit by outscoring Providence 23-9 in the final 10 minutes to claim a thrilling 76-74 victory in the season opener on Nov. 8.
- It marked the first time that Penn State rallied from a 15-point deficit to win in six years. The last time the Lady Lions erased a 15-point deficit was on Nov. 24, 2012 in an 85-73 win at Cal State Northridge. Penn State trailed by 17 with 5:52 left in the first half in that game.
- Penn State put together another gutsy comeback performance at Fordham on Nov. 14. The Lady Lions trailed by 12 with 8:19 to play in the second quarter, but outscored the Rams 34-11 in the second half en route to a 72-55 victory.
- PSU trailed Princeton 48-39 with 8:28 to play in regulation on Nov. 18. Penn State used a 24-15 run to force overtime before outscoring the Tigers 16-8 in the extra frame to earn the 79-71 OT victory.
- The Lady Lions did it once again on Nov. 21 against North Dakota. The Fighting Hawks held a 64-53 lead with 4:49 to play, but Penn State closed the game on a 22-4 run to erase the 11-point deficit and come back for a 75-68 victory.

The Big 200

- Head Coach Coquese Washington picked up her 200th career win with PSU's 79-71 overtime victory against Princeton on Nov. 18.
- Over her 11-plus seasons on the Penn State sidelines, Washington has enjoyed three Big Ten regular-season championships and seven national postseason appearances, including four NCAA Tournament berths.
- Washington became the sixth active Big Ten women's basketball coach to earn 200-plus victories at their current institution. She joined Iowa's Lisa Bluder, Maryland's Brenda Frese, Michigan State's Suzy Merchant, Purdue's Sharon Versyp, and Rutgers' C. Vivian Stringer.

Block Party

- Penn State set a program record with its 15 blocks against Jacksonville on Dec. 2.
- The Lady Lions' 15 block shots bested the previous program record of 14. The 14 blocks were recorded three times in school history: vs. Purdue on Jan. 12, 2014, vs. Boston University on Jan. 22, 1982, and vs. Delaware on Feb. 15, 1980.
- Siyeh Frazier led the team with a career-high four blocks on the day.
- The 15 blocked shots were by far the most of any Big Ten team in a single game this season.
- The 15 blocks are the second most by any Division I team so far this season. South Carolina and New Mexico have both recorded 16 blocks in a single game this year.

Lady Lions On The Biggest Stage

- Three former Lady Lions suited up in the 2018 WNBA playoffs as Penn State's power was felt on the sport's biggest stage.
- Alex Bentley ('13) averaged 15.6 points per game in the WNBA Semifinals as her second-seeded Atlanta Dream team dropped a tight 3-2 series to the Washington Mystics.
- WNBA veteran Tanisha Wright ('05) suited up for the Minnesota Lynx in their first-round action at the Los Angeles Sparks. Maggie Lucas ('14) joined the Dallas Wings for the team's first-round playoff game at Phoenix.
- Under head coach Coquese Washington, Penn State has seen four pupils drafted – Bentley, Tyra Grant, Nikki Greene and Lucas - and three more sign free agent contracts – Ariel Edwards, Kam Gissendanner and Zhaque Gray.
- Overall, Penn State has seen 15 Lady Lions selected in the WNBA Draft, including seven picked in the first 20 selections of the event.

iHola España!

- Penn State enjoyed a once in a lifetime experience this summer when the Lady Lions embarked on a 10-day tour of Spain. It marked the first foreign tour for the Lady Lions since a 2012 trip to Italy and France.
- Penn State spent time in the famous cities of Madrid, Valencia and Barcelona, while also playing three exhibition games against foreign competition. The Lady Lions went 2-1 on the trip with wins over CD CREF Madrid (108-81) and the Valencia All-Stars (87-80) and a narrow 76-70 loss to reigning Slovenian/Adriatic League Champion ZKK Cinkarna Celje.

MEDIA INFORMATION

WASHINGTON AVAILABILITY

Coach Washington will be available at weekly media sessions. Interview requests outside of these availabilities should be arranged through Chelsea Vielhauer in the Strategic Communications office.

PLAYER INTERVIEWS

All student-athlete interviews must be arranged through Chelsea Vielhauer at least 72 hours in advance. Players will generally be available on a weekly basis throughout the season, in conjunction with head coach Coquese Washington's weekly availability. Interviews will not be granted on game day prior to tip-off. Player phone numbers will not be released. Following games, requested Penn State student-athletes will be brought to the postgame media interview room. The Penn State locker room is closed.

CREDENTIALS

Single game and season press credentials are issued to accredited members of the working media only. Requests for credentials should be directed to Chelsea Vielhauer at least one week in advance of each game. Press credentials can be picked up at Media Will Call, which is located at the Media/Team entrance, on the south side of the Bryce Jordan Center, across from the Penn State Lacrosse Complex.

PHOTOGRAPHERS

A photo pass must be issued to gain access courtside in the Bryce Jordan Center. Please contact Chelsea Vielhauer one week in advance for photo passes. Courtside photographers must follow NCAA guidelines, which prohibit entry to the bench areas and the stands, and must remain seated at all times.

RADIO NETWORKS

The Penn State Sports Network originates from the first row of Booth C23 in the press area. Visiting radio stations are located on the first row of Booth C22 in the press area. Visiting radio is provided Ethernet, POTS and ISDN connections.

PRESS ROW SEATING

The press seating area is located atop section 122 and 123 of the Bryce Jordan Center. Please allow several minutes when taking the elevator to the press room or media seating areas.

GAME NOTES

Game notes will be provided at least 24 hours in advance of each game. Penn State, Big Ten and opposing team game notes will be available in the Media Room two hours prior to each game. If you would like to receive game notes via email, please contact Chelsea Vielhauer in the Strategic Communications office.

NATIONAL POLLS - WEEK 8

AP TOP 25

Rank	Team	Record	Pts.	Prev.
1.	UConn (31)	11-0	775	1
2.	Notre Dame	11-1	740	2
3.	Louisville	12-0	714	3
4.	Maryland	11-0	647	5
5.	Oregon	11-1	642	7
6.	Stanford	9-1	618	8
7.	Baylor	8-1	588	6
8.	Mississippi State	11-0	584	4
9.	NC State	12-0	524	10
10.	Tennessee	9-1	493	9
11.	Oregon State	9-2	446	11
12.	Minnesota	11-0	399	13
13.	Texas	9-2	394	12
14.	California	9-1	377	14
15.	Syracuse	11-2	332	15
16.	Iowa	9-2	302	16
17.	Arizona State	9-2	241	17
18.	Kentucky	12-1	233	18
19.	DePaul	9-3	194	20
20.	Gonzaga	11-1	163	21
21.	Michigan State	10-1	152	22
22.	Marquette	9-3	142	19
23.	Texas A&M	10-2	127	23
24.	Miami	11-2	79	24
25.	South Carolina	7-4	59	25

Receiving Votes: Iowa State (31), Virginia Tech (28), Florida State (25), Utah (11), South Dakota (7), Indiana (6), USC (1), West Virginia (1)

USA TODAY COACHES POLL

Rank	Team	Record	Pts.
1.	UConn (31)	11-0	775
2.	Notre Dame	11-1	739
3.	Louisville	12-0	715
4.	Maryland	11-0	659
5.	Oregon	11-1	633
6.	Baylor	8-1	597
7.	Mississippi State	11-1	591
8.	Stanford	9-1	576
9.	NC State	12-0	523
10.	Tennessee	9-1	512
11.	Oregon State	9-2	433
12.	Texas	9-2	400
13.	California	9-1	371
14.	Syracuse	11-2	351
15.	Minnesota	11-0	318
16.	Iowa	9-2	303
17.	Kentucky	12-1	229
18.	Arizona State	9-2	224
19.	Marquette	9-3	218
20.	DePaul	9-3	210
21.	Gonzaga	11-1	175
22.	Michigan State	10-1	154
23.	Miami	11-2	98
24.	Texas A&M	10-2	83
25.	Florida State	11-1	49

Receiving Votes: Virginia Tech (40), USC (26), South Carolina (18), Iowa State (13), West Virginia (9), UAB (6), South Alabama (5), Missouri (5), Michigan (4), South Dakota (4), UCF (4), New Mexico (3), Indiana (1), Central Michigan (1)

*Bold denotes 2018-19 opponent

2018-19 AWARDS AND HONORS

Teniya Page

- Senior CLASS Award Final 30 Candidate
- Consensus Preseason All-Big Ten
- Anne Meyers Drysdale Award 20-person Preseason Watch List - Honors nation's top shooting guard

MISCELLANEOUS STATISTICS

Games Led Penn State in Scoring

Page.....	6
Carter.....	2
McDaniel.....	2
Frazier.....	1
Smith.....	1

Games Led Penn State in Rebounds*

Smith.....	7
Ebo.....	2
Breen.....	1
Frazier.....	1
McDaniel.....	1
Ortiz.....	1

Games Led Penn State in Assists*

Page.....	6
Ortiz.....	4
Carter.....	2
McDaniel.....	2
Frazier.....	1

Games Double-Figure Scoring

Page.....	12
Frazier.....	8
McDaniel.....	7
Smith.....	7
Carter.....	5
Ebo.....	1

Games With 20 or more Points

Page.....	6
McDaniel.....	1

Games With 10 or more Rebounds

Smith.....	3
Ebo.....	2

Games With 5 or more Assists

Ortiz.....	2
Page.....	2
Carter.....	1

Double-Doubles

Smith.....	3
Ebo.....	1

PENN STATE WHEN...

LADY LIONS...

Played at home	6-4	By Time	
Played on the road	1-1	Day Game (before 5 p.m. local)	5-2
Played at a neutral location	0-0	Night Game	2-3
vs. Top 10 teams	0-1	By Month	
vs. Top 25 teams	0-1	November	4-3
		December	3-2
Games decided by 3 points or less	1-0	January	0-0
Games decided by 4-10 points	2-1	February	0-0
Games decided by 11-19 points	3-3	March	0-0
Games decided by 20 points or more	1-1	By Day	
Led at the half	4-2	Sunday	4-2
Trailed at the half	2-3	Monday	0-0
Was tied at the half	1-0	Tuesday	0-0
Went to overtime	0-0	Wednesday	2-1
Went to double overtime	0-0	Thursday	1-1
		Friday	0-1
		Saturday	0-0
Scored 90 or more points	0-0	Vs. The Conferences	
Scored 80-89 points	3-0	ACC	0-1
Scored 70-79 points	4-1	America East	0-1
Scored 60-69 points	0-3	Atlantic 10	0-1
Scored 50-59 points	0-0	Atlantic Sun	2-1
Scored fewer than 50 points	0-0	Big East	1-0
Allowed 90 or more points	0-0	Big Ten	1-0
Allowed 80-89	0-2	Ivy League	0-1
Allowed 70-79	2-2	PAC-12	1-0
Allowed 60-69	3-1	Patriot League	0-1
Allowed 50-59	2-0	Summit League	1-0
Allowed fewer than 50 points	0-0		
Shot 50% or more	0-0		
Shot 40-49%	5-2		
Shot 30-39%	2-2		
Shot under 30%	0-1		
Allowed 50% or more	1-1		
Allowed 40-49%	3-4		
Allowed 30-39%	3-0		
Allowed under 30%	0-0		
Shot better from the field	4-1		
Shot same/worse from the field	3-4		
Shot better from the FT line	6-2		
Shot same/worse from the FT line	1-3		
Outrebounded opponents	4-0		
Was outrebounded	3-5		
Tied opponent in rebounding	0-0		
Committed fewer turnovers	5-3		
Committed more turnovers	2-2		
Turnovers are even	0-0		
Committed 15 or more turnovers	3-5		
Committed 14 or less turnovers	3-0		
Records 7 or more steals	6-3		
Records 6 or less steals	1-2		
PSU wins the tip	3-2		
Opponent wins the tip	4-3		

BIG TEN STANDINGS
(as of Dec. 29)

	Big Ten		Overall	
	W-L	Pct.	W-L	Pct.
Maryland	1-0	1.00	12-0	1.00
Minnesota	1-0	1.00	12-0	1.00
Indiana	1-0	1.00	12-1	.923
Rutgers	1-0	1.00	8-3	.727
Purdue	1-0	1.00	10-4	.714
Nebraska	1-0	1.00	6-6	.500
Michigan St.	0-0	.000	10-1	.909
Iowa	0-0	.000	9-2	.818
Michigan	0-1	.000	9-4	.692
Wisconsin	0-1	.000	9-4	.692
Illinois	0-1	.000	8-4	.667
Penn State	0-1	.000	7-5	.583
Northwestern	0-1	.000	7-5	.583
Ohio State	0-1	.000	4-6	.400



This Week Around the BIG

Monday, Dec. 31

Rutgers at #4/4 Maryland	12 p.m.
Nebraska at Ohio State	1 p.m.
#12/15 Minnesota at Michigan	2 p.m.
Illinois at Northwestern	3 p.m.
Purdue at Wisconsin	3 p.m.
Penn State at Indiana	7 p.m.

Thursday, Jan. 3

Wisconsin at Penn State	7 p.m.
Nebraska at Iowa	8 p.m.
Michigan State at Northwestern	8 p.m.

Friday, Jan. 4

Brown at Rutgers	7 p.m.
------------------	--------

Saturday, Jan. 5

Ohio State at Maryland	4 p.m.
Michigan at Purdue	6 p.m.

BIG Media Services

Big Ten Weekly Release/Statistics

The Big Ten Conference women's basketball release, with standings and statistics, is available at www.bigten.org.

Big Ten Player of the Week

The Big Ten Conference announced Players of the Week every Monday during the regular season.

Big Ten Tournament

The 2018 Big Ten Women's Basketball Tournament is scheduled for Feb. 28-March 4 at Bankers Life Fieldhouse in Indianapolis, Ind. For media credential information, contact the Big Ten Conference office at (847) 696-1010 ext. 146.

2018-19 Penn State Women's Basketball Roster

No.	Name	Class/Elg.	Pos.	Ht.		Hometown High School
1	Alisia Smith	So./So.	F	6-3	Lansing, Mich.	Waverly
2	Amari Carter	Sr./Jr.	G	5-8	Washington D.C.	St. John's College
3	Karisma Ortiz	Fr./Fr.	G	6-0	San Jose, Calif.	Archbishop Mitty
4	Siyeh Frazier	Jr./Jr.	G	5-9	Detroit, Mich.	Renaissance
5	Kamaria McDaniel	So./So.	G	5-10	Inkster, Mich.	Dearborn Heights Robichaud
11	Teniya Page	Sr./Sr.	G	5-7	Chicago, Ill.	Marian Catholic
12	Kayleigh Semion	Sr./Sr.	G	5-6	Dunmore, Pa.	Dunmore
22	Leah Knizner	Sr./Sr.	G	5-9	Greensburg, Pa.	Hempfield Area
31	Jaida Travascio-Green	Jr./Jr.	G	6-2	Lisle, Ill.	Downers Grove North
33	Lauren Ebo	Fr./Fr.	F	6-4	Washington D.C.	Riverdale Baptist
34	Sarah McMurtry	Sr./Sr.	G	5-6	Pittsburgh, Pa.	Upper St. Clair
43	Bexley Wallace	Fr./Fr.	F	6-3	Pickerington, Ohio	Pickerington Central

Head Coach: Coquese Washington (Notre Dame '92, Juris Doctorate Notre Dame '97), 12th season

Assistant Coach: Itoro Coleman (Clemson '00), 8th season

Assistant Coach: Tamika Jeter (Connecticut '02), 3rd season

Assistant Coach: Geoff Lanier (Southern Connecticut State '92), 1st season

Director of Basketball Operations: Ethan Gelfand (Wake Forest '06), 8th season

Director of Scouting and Technology Operations: Sean Sullivan (Iowa '15), 2nd season

Strategic Specialist: Jeanine Wasielewski (Northwestern '91), 2nd season

Director of Community Outreach: Miriam Powell (Gustavus Adolphus College '95), 3rd season

Athletic Trainer: Caren Walls (Penn State '04), 2nd season

Performance Enhancement Coach: Brad Pantall (Penn State '96), 13th season

PRONUNCIATIONS:

Amari Carter	Uh-mar-E	Kayleigh Semion	Simm-ee-in
Lauren Ebo	EE-bo	Alisia Smith	Uh-lee-see-uh
Siyeh Frazier	sigh-uh Frasier	Jaida Travascio-Green	jay-duh truh-VOSS-ee-o
Leah Knizner	KIZZ-ner	Coquese Washington	ko-KWEES
Kamaria McDaniel	Kuh-mar-E-uh	Itoro Coleman	E-tore-uh
Karisma Ortiz	Charisma	Tamika Jeter	Jet-ur
Teniya Page	tuh-NYE-uh	Geoff Lanier	Jeff Lan-ear



THE LAST TIME...

SCORING

Player scored 20 points: Teniya Page (24); Maryland, 12/28/18
 Player scored 25 points: Teniya Page (27); Jacksonville, 12/2/18
 Player scored 30 points: Teniya Page (34); Stony Brook, 11/25/18
 Player scored 35 points: Teniya Page (38); vs. Illinois, 2/28/18
 Player scored 40 points: Kelly Mazzante (49); Minnesota, 12/28/01
 Two players w/ 20 points: Amari Carter (21) & Jaida Travascio-Green (20); at Wisconsin, 1/14/18
 Three players w/ 20 pts.: Spann (22), Moore (21), Mitchell (20); Wagner, 12/7/14
 Two players w/ 25 points: Teniya Page (27) & Brianna Banks (25); Northwestern, 12/31/15
 Player scored 25 points/3 consecutive games: Maggie Lucas
 32, at Indiana, 2/13/14; 25 Wisconsin, 2/16/14; 26, Northwestern, 2/20/14

Five in double figures: Providence, 11/8/18
 Amari Carter (15), Teniya Page (13), Alisia Smith (13), Kamaria McDaniel (12), Siyeh Frazier (10)
 Six in double figures: at Oakland, 11/10/10
 Alex Bentley (15), Ariel Edwards(16), Zhaque Gray (16), Maggie Lucas (13), Mia Nickson (10), Gizelle Studevent (10), Julia Trogele(10)
 Seven in double figures: at Oakland, 11/18/10
 Alex Bentley (15), Ariel Edwards (16), Zhaque Gray (16), Maggie Lucas (13), Mia Nickson (10), Gizelle Studevent (10), Julia Trogele(10)

PSU scored 50 points in a half: 50 (2nd); vs. Illinois, 2/28/18
 PSU scored 55 points in a half: 64 (1st); Saint Peter's, 11/13/16
 PSU scored 60 points in a half: 64 (1st); Saint Peter's, 11/13/16
 PSU scored 50 points in both halves: 55 (1st) & 62 (2nd); St. Francis (Pa.), 11/8/13
 PSU scored 55 points in both halves: 55 (1st) & 62 (2nd); St. Francis (Pa.), 11/8/13
 PSU scored fewer than 20 points in a half: 17 (1st); Virginia Tech, 3/23/17
 PSU scored fewer than 15 points in a half: 14 (1st); at Maryland, 2/23/14
 PSU scored 100 points: 106; Saint Peter's, 11/13/16
 PSU scored 100 points in Big Ten game: 101; Illinois, 2/15/01
 PSU scored 100 points in a home game: 106; Saint Peter's, 11/13/16
 PSU scored fewer than 50 points in a game: 48; vs. Michigan, 3/1/18
 PSU scored fewer than 50 points in a Big Ten game: 45; at Rutgers, 12/31/16
 PSU scored fewer than 40 points in a game: 34; at Maryland, 2/23/14

OPP scored 50 points in a half: 55; at Minnesota, 2/11/18
 OPP scored 100 points: 101; at Minnesota, 2/11/18
 OPP scored 100 points in Big Ten game: 101; at Minnesota, 2/11/18
 OPP scored fewer than 50 points in a game: 48; at Pittsburgh, 12/17/17
 OPP scored fewer than 50 points in a Big Ten game: 46; Wisconsin, 1/16/17
 OPP scored 40 or fewer points in a game: 40; Wisconsin, 1/17/13
 OPP scored 30 or fewer points in a game: 28; Virginia Tech, 12/6/11
 OPP scored 20 or fewer points in a game: 16; at Fairleigh Dickinson, 3/6/71

FIELD GOAL SHOOTING

Player made every shot from the field (min. 7): Amanda Brown (8-8); Michigan State, 1/25/07
 PSU shot 55% or better in a game: .558; Fordham, 12/6/17
 PSU shot 55% or better in consecutive games: .682; vs. Northwestern, 3/2/96 & .585; vs. Ohio State, 3/3/96
 PSU shot 60% in a game: .611; Illinois, 2/20/13
 PSU shot below 30% in a game: .292; #24 Cal, 11/11/18
 PSU shot below 25% in a game: .224; vs. Michigan State, 3/9/13
 PSU shot below 35% in a game and won: .288; Wake Forest, 11/30/17
 PSU shot below 30% in a game and won: .288; Wake Forest, 11/30/17
 PSU shot 70% in a half: .714 (2nd); Virginia Tech, 12/6/11
 PSU shot 65% in a half: .680 (2nd); at Georgetown, 12/8/13
 PSU shot 60% in a half: .615 (2nd); Michigan, 2/26/17
 PSU shot 55% in a half: .560 (1st); at Florida State, 11/29/18
 PSU shot 55% in both halves: .586 (1st) & .640 (2nd); Illinois, 2/20/13
 PSU shot below 25% in a half: .231 (2nd); Maryland, 12/28/18
 PSU shot below 20% in a half: .181 (2nd); Wake Forest, 11/30/17

THREE-POINT SHOOTING

Player made every shot from the field (min. 4): Kaliyah Mitchell (4-4); at Holy Cross, 12/7/16
 Player made 5 three-pointers in a game: Teniya Page (5-9); Jacksonville, 12/2/18
 Player made 6 three-pointers in a game: Jaida Travascio-Green (6); at Wisconsin, 1/14/18
 Player made 7 three-pointers in a game: Jaida Travascio-Green (7); Drexel, 11/12/17
 Player made 8 three-pointers in a game: Maggie Lucas (8); at Nebraska, 3/3/13
 Player made 4 three-pointers in a half: Amari Carter (4, 2nd); St. Bonaventure, 12/9/18
 Player made 5 three-pointers in a half: Teniya Page (5, 2nd); Jacksonville, 12/2/18
 Player made 6 three-pointers in a half: Jaida Travascio-Green (6, 2nd); Drexel, 11/12/17
 Player attempted 10 three-pointers in a game: Jaida Travascio-Green (10); at Ohio State, 1/31/18
 PSU made 10 three-pointers: 12, at Wisconsin, 1/14/18
 PSU did not make a three-pointer: at Maryland (0-5), 2/23/15
 PSU attempted 20 three-pointers: 25, Maryland, 12/28/18
 PSU attempted 25 three-pointers: 25, Maryland, 12/28/18
 PSU attempted 30 three-pointers: 30, vs. Kansas State, 11/25/17
 PSU shot 60% 3FG (min. 5 att.): .636 (7-11); at Northwestern, 2/17/16

FREE THROW SHOOTING

Player made every shot from FT line (min. 10): Alisia Smith (10-10); Princeton, 11/18/18
 PSU shot 90% (min. 10 att.): .905 (19-21); Northwestern, 2/14/18
 PSU shot below 50% (min. 10 att.): .333 (4-12); at Maryland, 2/23/15
 PSU made 30 free throws: 37; St. Francis (Pa.), 11/8/13
 PSU made fewer than five FTs: 3; at Wisconsin, 1/14/18
 PSU attempted 40 free throws: 40; USF, 12/21/17
 PSU attempted fewer than five FTs: 4; at Wisconsin, 1/10/16

REBOUNDS

Player had 15 rebounds: De'Janae Boykin (19); Drexel, 11/12/17
 Player had 20 rebounds: Nikki Greene (20); at Cal State Northridge, 11/24/12
 Two players w/ 10-plus rebounds: at American, 12/20/17; Teniya Page (13), Alisia Smith (10)
 Three players w/ 10-plus rebounds: Northwestern, 12/31/15; Candice Agee (13), Peyton Whitted (13), Kaliyah Mitchell (11)
 PSU had 60 rebounds: 62; Northwestern, 12/31/15
 PSU had 50 rebounds: 52; Drexel, 11/12/17
 PSU had 20 or fewer rebounds: 20; at Purdue, 1/28/18
 PSU had 25 offensive rebounds: 25; vs. Minnesota, 3/2/17
 PSU had 20 offensive rebounds: 21; Illinois, 1/23/18
 OPP had 20 or fewer rebounds: 20; at Indiana, 2/13/11

BLOCKED SHOTS

Player blocked 5 shots: Jaylen Williams (6); vs. Michigan, 3/1/18
 Player blocked 6 shots: Jaylen Williams (6); vs. Michigan, 3/1/18
 Player blocked 7 shots: Talia East (7); Purdue, 1/12/14
 PSU blocked 10 shots: 15, Jacksonville, 12/2/18
 PSU blocked 0 shots: at Iowa, 2/8/18

ASSISTS

Player had 10 assists: Dara Taylor (10); Minnesota, 1/26/14
 Player had 15 assists: Alex Bentley (15); North Carolina, 11/30/11
 Player had 10 assists/consecutive games: Helen Darling
 at LaSalle, 12/8/99 (12), vs. Auburn, 12/11/99 (11), vs. Clemson, 12/19/99 (10)
 PSU has 20 assists: 22; American, 12/16/18
 PSU had 25 assists: 28; Saint Peter's, 11/13/16
 PSU had 30 assists: 32; St. Francis (Pa.), 12/2/99
 PSU had fewer than 10 assists: 7; Maryland, 12/28/18
 PSU had fewer than 5 assists: 4; at St. Bonaventure, 12/12/15

STEALS

Player had 7 steals: Siyeh Frazier (8); Siena, 11/10/17
 Player had 8 steals: Siyeh Frazier (8); Siena, 11/10/17
 PSU had 20 steals: 21; Bucknell, 12/28/10

TURNOVERS

PSU committed 20 or more: 22; Stony Brook, 11/25/18
 PSU committed 30 or more: 38; Rutgers, 1/10/15
 PSU committed 20 or more and won: 21; Princeton, 11/18/18
 PSU committed 10 or fewer: 5; American, 12/16/18
 PSU committed 5 or fewer: 5; American, 12/16/18
 PSU committed 10 or fewer in consecutive games: St. Bonaventure (9), 12/9/18; American (5), 12/16/18
 PSU committed 10 or fewer in three-straight games: Wisconsin (6), 1/16/17; Nebraska (10), 1/19/17; at Indiana (10), 1/23/17
 OPP committed 25 or more: 25; Siena, 11/10/17

DOUBLE-DOUBLES

Points & rebounds: Lauren Ebo (15 p, 12 r); St. Bonaventure, 12/9/18
 Points & rebounds/consecutive games: Kaliyah Mitchell
 Akron, 11/16/16 (17 p, 12 r), Tennessee, 11/20/16 (12 p, 11 r)
 Points & rebounds/3 consecutive games: Amanda Brown
 at Northwestern, 2/11/07 (19 p, 17 r), Minnesota, 2/15/07 (14 p, 10 r), at Iowa, 2/18/07 (14 p, 11 r)
 Points & rebounds/4 consecutive games: Angie Potthoff
 vs. Northwestern, 1/31/97; at Illinois, 2/2/97; Michigan, 2/7/97; Indiana, 2/9/97; Iowa, 2/16/97;
 Michigan State, 2/21/97
 Points & rebounds/5 consecutive games: Angie Potthoff
 vs. Northwestern, 1/31/97; at Illinois, 2/2/97; Michigan, 2/7/97; Indiana, 2/9/97; Iowa, 2/16/97;
 Michigan State, 2/21/97
 Points & assists: Dara Taylor (15 p, 10 a); Minnesota, 1/26/14
 Points & assists/consecutive games: Helen Darling
 at La Salle, 12/8/99 (12 p, 12 a), vs. Auburn, 12/11/99 (10 p, 11 a)
 Two players had double-doubles: at American, 12/20/17
 Teniya Page (19 p, 13 r), Alisia Smith (10 p, 10 r)
 Ohio State, 2/20/12
 Three players had double-doubles: Nikki Greene (25 p, 15 r), Mia Nickson (18 p, 15 r), Maggie Lucas (12 p, 10 r)
 15 points & 15 rebounds: Peyton Whitted (17 p, 16 r); at Tennessee, 11/18/15
 20 points and 10 rebounds: Peyton Whitted (22 p, 11 r); Holy Cross, 11/13/15

THE LAST TIME...

MARGIN OF VICTORY

PSU won by 20-30 points: American (21), 12/16/18
 PSU won by 31-40 points: Manhattan (32), 12/3/17
 PSU won by 41-50 points: Saint Peter's (56), 11/3/16
 PSU won by 51+ points: Saint Peter's (56), 11/3/16

PSU won by 20-29 points in a Big Ten game: Ohio State (20), 2/9/14
 PSU won by 30-39 points in a Big Ten game: Wisconsin (30), 1/16/17
 PSU won by 40+ points in a Big Ten game: Wisconsin (44), 1/17/13
 PSU won consecutive Big Ten games by 20+ pts.: Wisconsin (44), 1/17/13; Nebraska (22), 1/13/13; at Michigan State (21), 1/6/13

PSU lost by 20-29 points: at Florida State (29), 11/29/18
 PSU lost by 30+ points: at Minnesota (33), 2/11/18
 PSU lost by 20-29 points in a Big Ten game: Ohio State (25), 2/25/18
 PSU lost by 30+ points in a Big Ten game: at Minnesota (33), 2/11/18

MISCELLANEOUS

Led PSU in points/rebounds/assists: Teniya Page (19 pts., 13 rebs., 3 assts.); at American, 12/20/17
 Scored game-winning points w/ less than 10 seconds: Sam Breen; Providence, 11/8/18
 Tied 72-72; Hit 2-of-2 FTs with 0.4 seconds remaining
 Hit game-winning field goal w/ less than 10 seconds: Julia Trogele; at Illinois, 1/27/11
 Tied 65-65; Layup w/ :09.1 remaining

Player played every minute: Teniya Page (40); Stony Brook, 11/25/18
 Player played more than 40 minutes: Teniya Page (44) and Amari Carter (42); vs. Princeton, 11/18/18
 Minnesota (6), 1/10/18
 at USF (30), 12/6/15
 North Dakota, 11/21/18
 Down 11 at 4:49 in 4th quarter -- won 75-68
 Providence, 11/8/18
 Down 15 at 2:30 in 3rd quarter -- won 74-72
 at American, 12/20/17

Committed 10 or fewer fouls:
 Committed 30 or more fouls:
 PSU rallied from a 10-pt. deficit to win:
 PSU rallied from a 15-pt. deficit to win:
 OPP rallied from a 10-pt. deficit to beat PSU:
 OPP rallied from a 15-pt. deficit to beat PSU:
 PSU led by 11 at 4:12 in 3rd quarter -- AU won 75-66
 at Michigan State, 2/22/17
 PSU led by 19 at 7:55 in 3rd quarter -- MSU won 73-64
 11/10/17-11/20/17 (Five Games)
 12/9/12 - 1/27/13 (11 Games)
 PSU had a 5-game winning streak:
 PSU had a 10-game winning streak:
 PSU had a 5-game losing streak:
 PSU went undefeated at home:
 PSU sold out the BJC:
 1/3/16-1/17/16 (Five Games)
 14-0; 2012-13 season
 Purdue, 2/29/04

CAREER RECORD WATCH

CAREER SCORING (GAMES)

1.	2,919	Kelly Mazzante (133), 2001-04
2.	2,510	Maggie Lucas (132), 2011-14
3.	2,253	Susan Robinson (122), 1989-92
4.	2,044	Tyra Grant (122), 2006-10
5.	2,026	Kahadeejah Herbert (126), 1981-85
6.	1,995	Tanisha Wright (134), 2001-05
7.	1,897	Suzie McConnell (128), 1984-88
8.	1,831	Teniya Page (101), 2015-present
9.	1,789	Alex Bentley (131), 2009-13
10.	1,725	Angie Potthoff (111), 1992-97

CAREER FIELD GOALS MADE

1.	1,051	Kelly Mazzante (133), 2001-04
2.	866	Susan Robinson (122), 1989-92
3.	799	Maggie Lucas (132), 2011-14

11.	660	Andrea Garner (126), 1996-00
12.	618	Teniya Page (101), 2015-present
13.	598	Vicki Link (123), 1983-87
14.	583	Tanya Garner (117), 1987-91
15.	544	Louise Leimkuhler (124), 1979-83
16.	542	Kathy Phillips (121), 1989-92
17.	540	Katina Mack (121), 1992, 94-96

CAREER THREE-POINT FIELD GOALS MADE

1.	365	Maggie Lucas (132), 2011-14
2.	357	Kelly Mazzante (133), 2001-04
3.	230	Lisa Shepherd (128), 1998-2001
4.	191	Jess Strom (133), 2002-05
5.	179	Tyra Grant (122), 2007-10
6.	175	Tiffany Longworth (122), 1994-97
7.	157	Teniya Page (101), 2015-present
7.	149	Zhaque Gray (126), 2009-12
8.	143	Lindsey Spann (89), 2015-17
10.	124	Tina Nicholson (124), 1993-96
11.	120	Brianne O'Rourke (120), 2006-09
12.	118J	Travascio-Green (62), 2016-present
12.	118	Tanya Garner (114), 1988-91
14.	117	Jess Brungo (133), 2001-04
15.	115	Chrissy Falcone (93), 1998-2000
16.	113	Lynn Dougherty (118), 1989-92
17.	97	Dana Eikenberg (122), 1989-92
18.	88	Amari Carter (74), 2015-present
19.	87	Alex Bentley (131), 2010-13
20.	85	Adrienne Squire (63), 2005-07

CAREER SCORING AVERAGE (MIN. 50 GAMES)

1.	21.9	Kelly Mazzante (133), 2001-04
2.	19.0	Maggie Lucas (132), 2011-14
3.	18.5	Susan Robinson (122), 1989-92
4.	18.1	Teniya Page (101), 2015-present
5.	17.4	Carol Walderman (74), 1981-83
6.	16.8	Tyra Grant (122), 2007-10
7.	16.1	Kahadeejah Herbert (126), 1982-85
8.	15.5	Angie Potthoff (111), 1993-97
9.	14.9	Tanisha Wright (134), 2002-05
10.	14.8	Suzie McConnell (128), 1985-88

25.	11.0	Jess Strom (133), 2002-05
26.	10.8	Amari Carter (74), 2015-present
27.	10.7	Sue Martin (106), 1977-80
	10.7	Kathy Phillips (121), 1989-92

CAREER ASSISTS

1.	1,307	Suzie McConnell (128), 1984-88
2.	826	Tina Nicholson (124), 1993-96
3.	791	Helen Darling (126), 1997-2000

12.	379	Corinne Gulas (63), 1980-81
13.	359	Teniya Page (101), 2016-present
14.	323	Tiffany Longworth (122), 1994-97
15.	318	Carol Walderman (74), 1981-83
16.	286	Maggie Lucas (132), 2011-14
17.	277	Joanie O'Brien (117), 1983-86
18.	276	Amari Carter (74), 2015-present
19.	263	Lisa Sheperd (128), 1998-01
20.	262	Dara Taylor (64), 2013-14

COQUESE WASHINGTON

Head Coach - 12th Season

Overall Record: 204-156

7 National Postseason Tournament Appearances in 11 Years

Upon arriving on the University Park campus as the fifth head coach in Penn State women's history - and first female African-American head coach in Penn State history - Coquese Washington quickly returned the program to national prominence with her up-tempo, aggressive style of play. Entering her 12th season on the sideline in Happy Valley, her passion for creating a winning culture, predicated on innovative coaching techniques, tireless recruiting, cultivating meaningful relationships with student-athletes and an unmatched enthusiasm for teaching the game she loves, Washington is in the conversation as one of the nation's top head coaches.

Washington has seen success at every level of basketball and in every role she has filled on the sidelines. She became the first player at Flint Central High School to earn a starting position all four seasons and helped her squad to the program's first Saginaw Valley League and district championships, while earning all-state honors on two occasions.

She went on to earn four varsity letters at the University of Notre Dame, leading the team in steals four times and assists on three occasions, before moving on to professional basketball where she was a member of the 2000 WNBA Champion Houston Comets squad.

On the sidelines, she has appeared in the postseason 15 times, with 12 of those being NCAA Tournament appearances. She helped the Lady Lions to four-straight berths in the NCAA Tournament - including a pair of Sweet Sixteen appearances - and was an assistant coach on Notre Dame's 2001 NCAA National Championship team. Her three-straight Big Ten Championships make her one of just four coaches in Big Ten history with three-or-more consecutive Big Ten regular-season championships (Jim Foster, Ohio State; C. Vivian Stringer, Iowa & Tara VanDerveer, Ohio State), taking home outright crowns in 2012 and 2013, while sharing the 2014 title.

Growing the Game

Washington is currently serving on the WBCA Board of Directors and held the role of President from 2015-17 with the organization that is tasked with solving issues, preserving the history and growing the game of women's basketball. She was also the Vice President/President-Elect from 2013-15.

Her service to the game also includes time with USA Basketball, the Kay Yow Cancer Fund and the NCAA Women's Basketball Issues Committee. She won a gold medal with Team USA in Kazan, Russia at the 2013 World University Games and served on the USA Basketball Women's Junior National Committee from 2009-12. Her work with the Kay Yow Cancer Fund Board of Directors ran from 2012-15 and she served five years on the NCAA Women's Basketball Issues Committee.

Of her many accomplishments, Washington was the founding President of the WNBA Players Association in 1999 and was a primary force in negotiating the association's first two collective bargaining agreements.

Dancing Shoes

In 19 years as a collegiate coach, Washington has laced up her dancing shoes and headed to the postseason on 15 occasions, including 12 trips to the NCAA Tournament. While coaching the Blue and White, Washington has guided the program to four NCAA Tournament berths and three appearances in the WNIT.

From 2011-14, the Lady Lions advanced to the NCAA Tournament each season, reaching at least the second round on all four occasions. The 2012 and 2014 squads moved on to the Sweet Sixteen with a pair of postseason wins, before falling to top-five ranked opponents.

The 2017-18 and 2016-17 squads made a pair of WNIT appearances, with the 16-17 squad advancing to the third round.



Trophies & All-Americans

Washington's competitive side shines brightest on the biggest stages and that is a trait that her teams have taken on during her tenure on the University Park campus, as well. Washington's teams have advanced out of the first round of the NCAA Tournament in all four trips, while earning berths to the Sweet Sixteen twice.

From 2012-14, the Lady Lions claimed three-straight Big Ten regular-season titles, making them one of just four teams in conference history to win three-or-more regular season crowns in a row. Washington's squads took the title outright in 2012 and 2013, while sharing the crown in 2014.

Washington is a three-time Big Ten Coach of the Year (2012, 2013 & 2014), a two-time WBCA Region Six Coach of the Year (2012 & 2013) and a two-time finalist for WBCA National Coach of the Year (2012 & 2013). She was also selected as the 2011 and 2014 Black Coaches Association (BCA) Female Coach of the Year.

BIG Things Happening

In 11 seasons on the sideline, Washington has seen 17 players earn All-Big Ten laurels on 30 occasions, along with three each earning Big Ten All-Freshman Team and Big Ten All-Defensive Team honors. Among the All-Big Ten honorees, five of Washington's pupils account for 11 first team selections and Penn State has seen multiple players earn all-conference in 10 of her 11 seasons on the sideline.

Play to Your Strengths

Washington’s style of play lends itself to being up-tempo and high scoring, which has enabled the program to rise to new heights and return to the national spotlight. As a member of the Big Ten Conference, her teams are playing one of the toughest conference slates in the country, but that doesn’t stop Washington from scheduling key non-conference games against the nation’s best teams – home and on the road.

In each of Washington’s first six years, Penn State improved its Big Ten win total and the Lady Lions posted three consecutive 25-win seasons, joining the 1993-94, 1994-95 and 1995-96 squads as the only teams in program history to accomplish the feat.

During Washington’s first 11 seasons, Penn State has toppled ranked opponents in nine of those seasons; winning multiple games against ranked foes during eight of those campaigns.

Double Domer

Washington was a four-year starting point guard for Notre Dame under Muffet McGraw and was the team captain on Notre Dame’s first-ever NCAA Tournament team. She was a two-time All-Midwestern Collegiate Conference (MCC) selection and led the Irish to three MCC Tournament titles. Washington led the team in steals in each of her four seasons and was top on the squad in assists three times.

Washington is first on UND’s all-time steals per game list (2.7), third in career steals (307) and sixth in assists (554).

The epitome of a student-athlete, Washington graduated from Notre Dame in 1992, a full year ahead of schedule, with a bachelor’s degree in history. She went on to attain “Double Domer” status in 1997 after earning her Juris Doctorate from the Notre Dame Law School.

The Consummate Professional

Washington juggled finishing her law degree with the start of her professional basketball career, returning to the hardwood as a professional in 1997-98 with the ABL’s Portland Power before spending a two-year stint with the WNBA’s New York Liberty (1998-99) and playing in the WNBA Finals in 1999.

Moving to Houston in 2000, Washington played an instrumental role in leading the Comets to the WNBA title. Her solid season in 2001 with the Comets for Hall of Fame coach Van Chancellor, saw her finish ninth in the WNBA in assists and fourth in steals as Houston earned its fifth consecutive playoff berth. Washington started the 2002 campaign in Houston before being traded to the Indiana Fever at the midway point of the season. Washington guided the Fever to their first-ever playoff berth, helping her become the first player in WNBA history to lead three different teams to the postseason. She retired from the WNBA in 2003 as a member of the Fever.

Utilizing her law degree, Washington was a central figure in helping create the WNBA Players Association (WNBPA), serving as the founding president of the WNBPA from 1999 until 2001. She also served as the Executive Vice President of the WNBPA from 2001 until her retirement in 2003.

Serving the Community

Be it on the hardwood, on the golf course, or out on a speaking engagement, Washington is among the most active Penn State coaches in the community. Her annual efforts include Coquese’s Drive for the Centre County Women’s Resource Center, championing the fight against breast cancer for the Penn State Play4Kay game and supporting her team during their many hours of giving back to the Centre region.

The Personal Side

Washington and her husband, Raynell Brown, have a son, Quenton (13), and a daughter, Rhaiyna (9). Raynell is an Adjunct Professor of Law at Penn State Law School and is a former partner at Hicks & Brown Sports Agency, where he represented athletes in the NFL, FIBA, NBA and WNBA. They reside in Port Matilda.

THE RESUME

COACHING RESUME

- 2007-pres. - Head Coach, Penn State University
- 2017-pres. - Past President, WBCA Executive Committee
- 2015-17 - President, WBCA Executive Committee
- 2013-15 - VP/President-Elect, WBCA Executive Committee
- 2013 - Assistant Coach, USA Basketball World University Games
- 2012-15 - Kay Yow Cancer Fund Board of Directors
- 2011-15 - NCAA Women’s Basketball Issues Committee
- 2010-13 - Treasurer, WBCA Executive Committee
- 2008-pres. - WBCA Board of Directors
- 2009-12 - USA Basketball Women’s Junior National Team Committee
- 2005-07 - Associate Head Coach, University of Notre Dame
- 1999-05 - Assistant Coach, University of Notre Dame

PLAYING EXPERIENCE

- 2002-03 - WNBA’s Indiana Fever
- 2000-02 - WNBA’s Houston Comets
- 1998-99 - WNBA’s New York Liberty
- 1997-98 - ABL’s Portland Power
- 1989-93 - University of Notre Dame

EDUCATION

- Notre Dame ’92 (B.A. History)
- Notre Dame Law School ’97 (Juris Doctorate)

AWARDS

- 2012, 2013, 2014 Big Ten Coach of the Year
- 2012, 2013 WBCA Region 6 Coach of the Year
- 2012, 2013 WBCA National Coach of the Year Finalist
- 2011, 2013 BCA Female Coach of the Year
- 2009 Greater Flint Hall of Fame Inductee
- 2008 WBCA “Rising Star” Award Winner

NOTABLE

- Helped guide Notre Dame to the 2001 NCAA Championship.
- Notre Dame had four Sweet Sixteen appearances and eight NCAA Tournament berths during Washington’s tenure.
- Point guard for the 2000 WNBA Champion Houston Comets.
- Founding President, WNBA Players Association, 1999-01.
- Actively negotiated collective bargaining agreements for the WNBPA, establishing two deals.
- Two-time team captain as a player at Notre Dame.

FAMILY

- Husband: Raynell Brown
- Children: Quenton (13), Rhaiyna (9)

1 Alisia SMITH

So./So. • Forward • 6-3
Lansing, Mich./Waverly
Criminology



CAREER STATS

Season	gp-gs	min/avg	Total		3-Point		F-Throws			Rebounds				Scoring						
			fg-fga	pct	fg-fga	pct	ft-fa	pct	off	def	tot	avg	pf	fo	ast	to	blk	stl	pts	avg
2017-18	32-5	453/14.2	55-99	.556	0-0	.000	56-70	.800	58	62	120	3.8	71	1	11	47	13	6	166	5.2
2018-19	11-11	291/26.5	39-82	.476	0-0	.000	33-43	.767	35	46	81	7.4	33	2	6	29	14	15	111	10.1
TOTAL	43-16	744/17.3	94-181	.519	0-0	.000	89-113	.788	93	108	201	4.7	104	3	17	76	27	21	277	6.4

2018-19 GAME-BY-GAME STATS

Opponent	Date	qs	min	fg-fga	pct	3fg-fga	pct	ft-fa	pct	off	def	tot	avg	pf	a	t/o	blk	stl	pts	avg	
PROVIDENCE	11/08/18	*	21	4-6	.667	0-0	.000	5-6	.833	3	4	7	7.0	5	0	4	2	0	13	13.0	
#24 CALIFORNIA	11/11/18	*	26	3-9	.333	0-0	.000	4-5	.800	6	5	11	9.0	3	0	4	3	4	10	11.5	
at Fordham	11/14/18	*	28	7-10	.700	0-0	.000	2-2	1.000	4	4	8	8.7	3	1	1	2	0	16	13.0	
PRINCETON	11/18/18	*	35	3-7	.429	0-0	.000	10-10	1.000	3	8	11	9.3	3	1	5	2	3	16	13.8	
NORTH DAKOTA	11/21/18	*	31	7-9	.778	0-0	.000	3-4	.750	5	3	8	9.0	4	0	3	0	1	17	14.4	
STONY BROOK	11/25/18	*	28	0-3	.000	0-0	.000	4-4	1.000	0	4	4	8.2	2	1	2	0	1	4	12.7	
at Florida State	11/29/18	dnp	-	-	-	-	-	-	-	-	-	-	-	-	-	-	-	-	-	-	
JACKSONVILLE	12/2/18	*	26	4-11	.364	0-0	.000	3-4	.750	5	9	14	9.0	4	2	2	2	4	11	12.4	
DUQUESNE	12/5/18	*	30	2-6	.333	0-0	.000	0-0	.000	4	3	7	8.8	1	0	2	2	1	4	11.4	
ST. BONAVENTURE	12/9/18	*	17	2-7	.286	0-0	.000	0-0	.000	0	2	2	8.0	5	0	2	1	0	4	10.6	
AMERICAN	12/16/18	*	21	7-8	.875	0-0	.000	0-2	.000	3	2	5	7.7	0	1	0	0	1	14	10.9	
#4 MARYLAND	12/28/18	*	28	0-6	.000	0-0	.000	2-6	.333	2	2	4	7.4	3	0	4	0	0	2	10.1	
Totals			11	291	39-82	.476	0-0	.000	33-43	.767	35	46	81	7.4	33	6	29	14	15	111	10.1

SEASON/CAREER HIGHS

Points
Season 17 vs. N. Dakota (11/21/18)
Career 17 vs. N. Dakota (11/21/18)
Big Ten 10 vs. Indiana (1/3/18)

Rebounds
Season 14 v. Jacksonville (12/2/18)
Career 14 v. Jacksonville (12/2/18)
Big Ten 9 vs. Rutgers (1/18/18)

Assists
Season 2 v. Jacksonville (12/2/18)
Career 2 - 2 times
Big Ten 1 - 5 times

Steals
Season 4 - 2 times
Career 4 - 2 times
Big Ten 2 vs. Indiana (1/3/18)

Blocks
Season 3 vs. Cal (11/11/18)
Career 3 - 3 times
Big Ten 3 vs. NWestern (2/14/18)

Field Goals Made
Season 7 - 3 times
Career 7 - 3 times
Big Ten 3 - 7 times

3-Point Field Goals Made
Season n/a
Career n/a
Big Ten n/a

Free Throws Made
Season 10 vs. Princeton (11/18/18)
Career 10 vs. Princeton (11/18/18)
Big Ten 5 at Michigan (12/28/17)

Minutes
Season 35 vs. Princeton (11/18/18)
Career 35 vs. Princeton (11/18/18)
Big Ten 28 vs. Maryland (12/28/18)

Games played: 11
Minutes/game: 26.5
Points/game: 10.1
FG Pct: 47.6
FT Pct: 76.7

Rebounds/game: 7.4
Assists/game: 0.5
Turnovers/game: 2.6
Assist/turnover ratio: 0.2
Steals/game: 1.4
Blocks/game: 1.3

2018-19 NOTES

- Shot 7-for-8 from the floor to tally 14 points in a win over American (12/16).
- Registered her third double-double of the season with 11 points and a career-best 14 rebounds in a win over Jacksonville (12/2).
- Put up a career-best 17 points while shooting 7-for-9 from the field in a comeback win over North Dakota (11/21).
- Went 10-for-10 from the charity stripe en route to 16 points and 11 rebounds to help Penn State to a 79-71 comeback OT win over Princeton (11/18).
- Scored 16 points to go along with 8 rebounds in a road win at Fordham (11/14).
- Notched career highs in rebounds (11) and steals (4) to go along with 10 points and 3 blocks in a strong all-around effort against #24 Cal (11/11).
- Contributed 13 points and a team high-tying 7 rebounds in PSU's 74-72 come-from-behind win over Providence (11/8).
- Coming off a freshman season that saw her play in all 32 games and make five starts down the stretch.

2 Amari CARTER

Sr./Jr. • Guard • 5-8
Washington D.C./St. John's College HS
Labor & Employment Relations



AWARDS AND HONORS

- 2017-18 All-Big Ten Second Team (coaches)
- 2017-18 All-Big Ten Honorable Mention (media)
- 2017-18 Big Ten Sportsmanship Award

CAREER STATS

Season	gp-gs	min/avg	Total		3-Point		F-Throws			Rebounds				Scoring						
			fg-fga	pct	fg-fga	pct	ft-fga	pct	off	def	tot	avg	pf	fo	ast	to	blk	stl	pts	avg
2015-16	1-0	5/5.0	1-2	.500	1-2	.500	0-0	.000	1	0	1	1.0	0	0	0	0	0	0	3	3.0
2016-17	32-32	937/29.3	100-280	.357	24-81	.296	28-45	.622	24	75	99	3.1	56	0	134	49	6	37	252	7.9
2017-18	32-32	1142/35.7	168-446	.377	47-146	.322	70-87	.805	23	92	115	3.6	45	1	116	55	10	84	453	14.2
2018-19	9-8	276/30.7	30-82	.366	16-40	.400	13-13	1.000	5	24	29	3.2	15	1	26	10	3	10	89	9.9
TOTAL	74-72	2360/31.9	299-810	.369	88-269	.327	111-145	.766	53	191	244	3.3	116	2	276	114	19	131	797	10.8

SEASON/CAREER HIGHS

Points	
Season	18 vs. American (12/16/18)
Career	26 vs. Indiana (1/3/18)
Big Ten	26 vs. Indiana (1/3/18)
Rebounds	
Season	5 - 3 times
Career	9 at Ohio State (1/31/18)
Big Ten	9 at Ohio State (1/31/18)
Assists	
Season	6 vs. American (12/16/18)
Career	9 - 2 times
Big Ten	8 - 2 times
Steals	
Season	3 - 3 times
Career	5 - 3 times
Big Ten	5 - 2 times
Blocks	
Season	1 - 3 times
Career	2 - 3 times
Big Ten	2 - 3 times
Field Goals Made	
Season	6 - 3 times
Career	11 at Maryland (1/11/17)
Big Ten	11 at Maryland (1/11/17)
3-Point Field Goals Made	
Season	4 - 2 times
Career	5 at Wisconsin (1/14/18)
Big Ten	5 at Wisconsin (1/14/18)
Free Throws Made	
Season	6 vs. N. Dakota (11/21/18)
Career	7 vs. CCSU (11/20/17)
Big Ten	6 at Michigan (12/28/17)
Minutes	
Season	42 vs. Princeton (11/18/18)
Career	43 vs. Radford (3/15/18)
Big Ten	39 - 2 times

2018-19 GAME-BY-GAME STATS

Opponent	Date	gs	min	fg-fga	pct	3fg-fga	pct	ft-fga	pct	off	def	tot	avg	pf	a	t/o	blk	stl	pts	avg	
PROVIDENCE	11/08/18	*	32	6-13	.462	3-6	.500	0-0	.000	1	4	5	5.0	1	1	3	0	3	15	15.0	
#24 CALIFORNIA	11/11/18	*	31	2-10	.200	1-4	.250	0-0	.000	1	3	4	4.5	2	4	1	0	0	5	10.0	
at Fordham	11/14/18	*	33	1-8	.125	1-4	.250	2-2	1.000	0	5	5	4.7	2	3	1	1	0	5	8.3	
PRINCETON	11/18/18	*	42	6-13	.462	4-8	.500	1-1	1.000	1	4	5	4.8	5	2	4	1	1	17	10.5	
NORTH DAKOTA	11/21/18	*	38	3-8	.375	1-3	.333	6-6	1.000	1	1	2	4.2	0	5	0	0	3	13	11.0	
STONY BROOK	11/25/18	*	1	0-0	.000	0-0	.000	0-0	.000	0	0	0	3.5	0	0	0	0	0	0	9.2	
at Florida State	11/29/18	dnp	-	-	-	-	-	-	-	-	-	-	-	-	-	-	-	-	-	-	
JACKSONVILLE	12/2/18	dnp	-	-	-	-	-	-	-	-	-	-	-	-	-	-	-	-	-	-	
DUQUESNE	12/5/18	dnp	-	-	-	-	-	-	-	-	-	-	-	-	-	-	-	-	-	-	
ST. BONAVENTURE	12/9/18		27	4-8	.500	4-6	.667	0-0	.000	1	2	3	3.4	2	3	1	0	0	12	9.6	
AMERICAN	12/16/18	*	38	6-12	.500	2-6	.333	4-4	1.000	0	4	4	3.5	1	6	0	1	3	18	10.6	
#4 MARYLAND	12/28/18	*	34	2-10	.200	0-3	.000	0-0	.000	0	1	1	3.2	2	2	0	0	0	4	9.9	
Totals			8	276	30-82	.366	16-40	.400	13-13	1.000	5	24	29	3.2	15	26	10	3	10	89	9.9

Games played: 9
Minutes/game: 30.7
Points/game: 9.9
FG Pct: 36.6
3FG Pct: 40.0
FT Pct: 100.0

Rebounds/game: 3.2
Assists/game: 2.9
Turnovers/game: 1.1
Assist/turnover ratio: 2.6
Steals/game: 1.1
Blocks/game: 0.3

2018-19 NOTES

- Recorded season-best marks in points (18) and assists (6) in win over American (12/16).
- Went 4-for-4 from three-point range in a 3:37 third-quarter stretch in her first game back from a three-game injury layoff against St. Bonaventure (12/9).
- Chipped in 13 points and 5 assists in a comeback win over North Dakota (11/21).
- Hit four three-pointers, all of which came in the fourth quarter and overtime, en route to 17 points that helped Penn State rally for a 79-71 OT win against Princeton (11/18).
- Tallied a team-best 15 points to go along with 5 rebounds in Penn State's 74-72 come-from-behind win over Providence (11/8).
- Coming off a 2017-18 season that saw her garner All-Big Ten honors after averaging 14.2 points and 3.6 assists per game...Led the Big Ten with 2.63 steals per game.

3 Karisma ORTIZ

Fr./Fr. • Guard • 6-0
 San Jose, Calif./Archbishop Mitty
 Communications/Broadcast Journalism



CAREER STATS

Season	gp-gs	min/avg	Total		3-Point		F-Throws		Rebounds				Scoring							
			fg-fga	pct	fg-fga	pct	ft-fa	pct	off	def	tot	avg	pf	fo	ast	to	blk	stl	pts	avg
2018-19	12-6	322/26.8	16-40	.400	2-15	.133	3-5	.600	9	43	52	4.3	22	1	29	33	9	10	37	3.1
TOTAL	12-6	322/26.8	16-40	.400	2-15	.133	3-5	.600	9	43	52	4.3	22	1	29	33	9	10	37	3.1

2018-19 GAME-BY-GAME STATS

Opponent	Date	gs	min	fg-fga	pct	3fg-fga	pct	ft-fa	pct	off	def	tot	avg	pf	a	t/o	blk	stl	pts	avg
PROVIDENCE	11/08/18	10	0-3	.000	0-1	.000	0-0	.000	1	2	3	3.0	0	1	3	0	1	0	0	0.0
#24 CALIFORNIA	11/11/18	16	2-4	.500	0-0	.000	0-0	.000	1	3	4	3.5	4	1	4	0	0	4	2.0	
at Fordham	11/14/18	31	3-6	.500	0-0	.000	0-0	.000	0	7	7	4.7	1	5	1	0	2	6	3.3	
PRINCETON	11/18/18	32	3-5	.600	0-2	.000	1-1	1.000	0	4	4	4.5	1	2	2	1	0	7	4.3	
NORTH DAKOTA	11/21/18	25	0-1	.000	0-0	.000	0-0	.000	0	1	1	3.8	2	2	3	1	1	0	3.4	
STONY BROOK	11/25/18	38	2-5	.400	0-3	.000	2-4	.500	1	5	6	4.2	2	1	5	1	2	6	3.8	
at Florida State	11/29/18	*	34	1-2	.500	0-1	.000	0-0	.000	2	2	4	4.1	1	4	2	0	1	2	3.6
JACKSONVILLE	12/2/18	*	29	1-1	1.000	0-0	.000	0-0	.000	1	3	4	4.1	3	4	6	3	0	2	3.4
DUQUESNE	12/5/18	*	29	1-6	.167	0-3	.000	0-0	.000	1	2	3	4.0	5	1	3	1	1	2	3.2
ST. BONAVENTURE	12/9/18	*	38	1-3	.333	0-2	.000	0-0	.000	1	8	9	4.5	1	6	2	0	1	2	3.1
AMERICAN	12/16/18	*	29	1-3	.333	1-2	.500	0-0	.000	1	5	6	4.6	2	2	0	2	1	3	3.1
#4 MARYLAND	12/28/18	*	11	1-1	1.000	1-1	1.000	0-0	.000	0	1	1	4.3	0	0	2	0	0	3	3.1
Totals		6	322	16-40	.400	2-15	.133	3-5	.600	9	43	52	4.3	22	29	33	9	10	37	3.1

SEASON/CAREER HIGHS

Points
 Season 7 vs. Princeton (11/18/18)
 Career 7 vs. Princeton (11/18/18)
 Big Ten 3 vs. Maryland (12/28/18)

Rebounds
 Season 9 vs. St. Bona (12/9/18)
 Career 9 vs. St. Bona (12/9/18)
 Big Ten 1 vs. Maryland (12/28/18)

Assists
 Season 6 vs. St. Bona (12/9/18)
 Career 6 vs. St. Bona (12/9/18)
 Big Ten n/a

Steals
 Season 2 - 2 times
 Career 2 - 2 times
 Big Ten n/a

Blocks
 Season 3 vs. Jacksonville (12/2/18)
 Career 3 vs. Jacksonville (12/2/18)
 Big Ten n/a

Field Goals Made
 Season 3 - 2 times
 Career 3 - 2 times
 Big Ten 1 vs. Maryland (12/28/18)

3-Point Field Goals Made
 Season 1 - 2 times
 Career 1 - 2 times
 Big Ten 1 vs. Maryland (12/28/18)

Free Throws Made
 Season 2 - 2 times
 Career 2 - 2 times
 Big Ten n/a

Minutes
 Season 38 - 2 times
 Career 38 - 2 times
 Big Ten 11 vs. Maryland (12/28/18)

Games played: 12
 Minutes/game: 26.8
 Points/game: 3.1
 FG Pct: 40.0
 3FG Pct: 13.3
 FT Pct: 60.0

Rebounds/game: 4.3
 Assists/game: 2.4
 Turnovers/game: 2.8
 Assist/turnover ratio: 0.9
 Steals/game: 0.8
 Blocks/game: 0.8

2018-19 NOTES

- Had career-best marks in rebounds (9) and assists (6) in a win over St. Bonaventure (12/9).
- Contributed 6 points and a team-best 6 rebounds in a career-high 38 minutes played against Stony Brook (11/25).
- Tallied a career-best 7 points to go along with 4 rebounds and 2 assists in an overtime win against Princeton (11/18).
- Put together a strong all-around game in a road win at Fordham (11/14) with 6 points, 7 rebounds, 5 assists and 2 steals.
- Scored first-career points in a 4-point, 4-rebound effort against #24 Cal (11/11).
- Comes to Penn State from Archbishop Mitty High School, which ranked as the No. 1 high school team in the nation at the end of her senior year...Ranked as the No. 54 prospect nationally and No. 14 player at her position...Three-time All-Conference pick.

4 Siyeh FRAZIER

Jr./Jr. • Guard • 5-9
 Detroit, Mich./Renaissance
 Health Policy and Administration



CAREER STATS

Season	gp-gs	min/avg	Total		3-Point		F-Throws		Rebounds				Scoring							
			fg-fga	pct	fg-fga	pct	ft-fa	pct	off	def	tot	avg	pf	fo	ast	to	blk	stl	pts	avg
2016-17	23-0	142/6.2	13-23	.565	1-3	.333	9-13	.692	7	11	18	0.8	23	0	4	14	1	9	36	1.6
2017-18	32-19	757/23.7	88-211	.417	3-14	.214	57-83	.687	38	58	96	3.0	80	0	61	73	14	60	236	7.4
2018-19	12-12	336/28.0	47-115	.409	4-19	.211	32-42	.762	15	39	54	4.5	38	2	23	33	5	27	130	10.8
TOTAL	67-31	1235/18.4	148-349	.424	8-36	.222	98-138	.710	60	108	168	2.5	141	2	88	120	20	96	402	6.0

2018-19 GAME-BY-GAME STATS

Opponent	Date	qs	min	fg-fga	pct	3fg-fga	pct	ft-fa	pct	off	def	tot	avg	pf	a	t/o	blk	stl	pts	avg	
PROVIDENCE	11/08/18	*	30	5-10	.500	0-0	.000	0-0	.000	1	2	3	3.0	4	3	1	0	3	10	10.0	
#24 CALIFORNIA	11/11/18	*	27	6-14	.429	2-4	.500	3-3	1.000	1	1	2	2.5	1	0	2	0	3	17	13.5	
at Fordham	11/14/18	*	36	6-11	.545	1-2	.500	2-3	.667	1	4	5	3.3	3	3	5	0	4	15	14.0	
PRINCETON	11/18/18	*	29	2-3	.667	0-0	.000	7-10	.700	2	5	7	4.3	5	2	3	0	1	11	13.3	
NORTH DAKOTA	11/21/18	*	32	5-9	.556	0-3	.000	5-7	.714	1	4	5	4.4	4	5	3	0	4	15	13.6	
STONY BROOK	11/25/18	*	21	3-6	.500	0-1	.000	0-0	.000	1	3	4	4.3	5	1	3	0	3	6	12.3	
at Florida State	11/29/18	*	33	2-11	.182	0-1	.000	0-2	.000	1	7	8	4.9	1	1	4	0	0	4	11.1	
JACKSONVILLE	12/2/18	*	36	4-13	.308	0-2	.000	6-7	.857	0	4	4	4.8	3	2	4	4	5	14	11.5	
DUQUESNE	12/5/18	*	35	4-10	.400	0-2	.000	2-2	1.000	2	2	4	4.7	3	3	2	0	1	10	11.3	
ST. BONAVENTURE	12/9/18	*	27	6-13	.462	1-2	.500	4-4	1.000	2	2	4	4.6	4	2	2	1	2	17	11.9	
AMERICAN	12/16/18	*	17	3-10	.300	0-1	.000	0-0	.000	2	3	5	4.6	2	1	1	0	0	6	11.4	
#4 MARYLAND	12/28/18	*	13	1-5	.200	0-1	.000	3-4	.750	1	2	3	4.5	3	0	3	0	1	5	10.8	
Totals			12	336	47-115	.409	4-19	.211	32-42	.762	15	39	54	4.5	38	23	33	5	27	130	10.8

SEASON/CAREER HIGHS

Points
 Season 17 - 2 times
 Career 17 - 2 times
 Big Ten 14 vs. Mich. State (2/4/18)

Rebounds
 Season 8 at Florida St. (11/29/18)
 Career 8 at Florida St. (11/29/18)
 Big Ten 6 at Wisconsin (1/14/18)

Assists
 Season 5 vs. N. Dakota (11/21/18)
 Career 6 vs. Siena (11/10/17)
 Big Ten 4 - 2 times

Steals
 Season 5 vs. Jacksonville (12/2/18)
 Career 8 vs. Siena (11/10/17)
 Big Ten 5 at Nebraska (2/22/18)

Blocks
 Season 4 vs. Jacksonville (12/2/18)
 Career 4 vs. Jacksonville (12/2/18)
 Big Ten 3 vs. NWestern (2/14/18)

Field Goals Made
 Season 6 - 3 times
 Career 6 - 4 times
 Big Ten 6 at Wisconsin (1/14/18)

3-Point Field Goals Made
 Season 2 vs. Cal (11/11/18)
 Career 2 vs. Cal (11/11/18)
 Big Ten 1 vs. Wisconsin (1/16/17)

Free Throws Made
 Season 7 vs. Princeton (11/18/18)
 Career 8 vs. Siena (11/10/17)
 Big Ten 5 vs. NWestern (2/14/18)

Minutes
 Season 36 - 2 times
 Career 36 - 2 times
 Big Ten 29 at Wisconsin (1/14/18)

Games played: 12
 Minutes/game: 28.0
 Points/game: 10.8
 FG Pct: 40.9
 3FG Pct: 21.1
 FT Pct: 76.2

Rebounds/game: 4.5
 Assists/game: 1.9
 Turnovers/game: 2.8
 Assist/turnover ratio: 0.7
 Steals/game: 2.3
 Blocks/game: 0.4

2018-19 NOTES

- Has scored in double-figures in 8 of 12 games this season.
- Tied her career high with 17 points against St. Bonaventure (12/9).
- Had a big all-around game against Jacksonville (12/2), finishing with 14 points, a season-best 5 steals, a career-best 4 blocks, and four rebounds.
- Pulled down a career-high 8 rebounds at Florida State (11/29).
- Stuffed the stat sheet in a win over North Dakota (11/21) with 15 points, 5 rebounds, 5 assists and 4 steals.
- Huge all-around game at Fordham (11/14), finishing with 15 points, 5 rebounds, 4 steals and 3 assists in a career-high 36 minutes.
- Dropped a career-best and team-leading 17 points against #24 Cal (11/11).
- Made key steal in final minutes of 74-72 come-from-behind win over Providence (11/8)...finished with 10 points, 3 rebounds and 3 assists.
- Named team's Defensive MVP at conclusion of sophomore season in which she started 19 of 32

5 Kamaria McDANIEL | So./So. • Guard • 5-10

Inkster, Mich./Dearborn Heights
Agricultural Sciences



CAREER STATS

Season	gp-gs	min/avg	Total		3-Point		F-Throws		Rebounds				Scoring							
			fg-fga	pct	fg-fga	pct	ft-fa	pct	off	def	tot	avg	pf	fo	ast	to	blk	stl	pts	avg
2017-18	32-0	568/17.8	49-138	.355	31-90	.344	31-43	.721	9	50	59	1.8	27	0	30	25	4	12	160	5.0
2018-19	12-4	311/25.9	51-123	.415	13-49	.265	26-36	.722	9	30	39	3.3	21	0	17	16	4	18	141	11.8
TOTAL	44-4	879/20.0	100-261	.383	44-139	.317	57-79	.722	18	80	98	2.2	48	0	47	41	8	30	301	6.8

2018-19 GAME-BY-GAME STATS

Opponent	Date	gs	min	fg-fga	pct	3fg-fga	pct	ft-fa	pct	off	def	tot	avg	pf	a	t/o	blk	stl	pts	avg
PROVIDENCE	11/08/18	29	4-8	.500	0-2	.000	4-4	1.000	1	5	6	6.0	0	4	2	0	1	12	12.0	
#24 CALIFORNIA	11/11/18	17	2-9	.222	0-5	.000	3-3	1.000	1	1	2	4.0	1	1	2	0	0	7	9.5	
at Fordham	11/14/18	24	1-7	.143	0-4	.000	0-0	.000	0	1	1	3.0	2	1	0	0	0	2	7.0	
PRINCETON	11/18/18	22	2-6	.333	0-1	.000	1-1	1.000	1	4	5	3.5	1	0	3	0	1	5	6.5	
NORTH DAKOTA	11/21/18	17	3-9	.333	1-6	.167	2-5	.400	0	2	2	3.2	1	1	2	0	1	9	7.0	
STONY BROOK	11/25/18	21	3-8	.375	1-3	.333	6-8	.750	1	1	2	3.0	2	1	1	1	3	13	8.0	
at Florida State	11/29/18	*	38	10-14	.714	2-4	.500	2-2	1.000	1	3	4	3.1	4	0	3	0	1	24	10.3
JACKSONVILLE	12/2/18	*	35	6-15	.400	4-6	.667	1-2	.500	0	3	3	3.1	2	2	1	1	3	17	11.1
DUQUESNE	12/5/18	*	38	8-17	.471	1-5	.200	1-2	.500	1	3	4	3.2	0	1	1	0	3	18	11.9
ST. BONAVENTURE	12/9/18	*	14	1-8	.125	0-3	.000	3-5	.600	0	1	1	3.0	4	1	0	1	1	5	11.2
AMERICAN	12/16/18	26	5-10	.500	2-6	.333	1-1	1.000	0	1	1	2.8	2	2	0	1	1	13	11.4	
#4 MARYLAND	12/28/18	30	6-12	.500	2-4	.500	2-3	.667	3	5	8	3.3	2	3	1	0	3	16	11.8	
Totals		4	311	51-123	.415	13-49	.265	26-36	.722	9	30	39	3.3	21	17	16	4	18	141	11.8

SEASON/CAREER HIGHS

Points
 Season 24 at Florida St. (11/29/18)
 Career 24 at Florida St. (11/29/18)
 Big Ten 16 vs. Maryland (12/28/18)

Rebounds
 Season 8 vs. Maryland (12/28/18)
 Career 8 vs. Maryland (12/28/18)
 Big Ten 8 vs. Maryland (12/28/18)

Assists
 Season 4 vs. Providence (11/8/18)
 Career 4 vs. Providence (11/8/18)
 Big Ten 3 - 3 times

Steals
 Season 3 - 4 times
 Career 3 - 4 times
 Big Ten 3 vs. Maryland (12/28/18)

Blocks
 Season 1 - 4 times
 Career 1 - 8 times
 Big Ten n/a

Field Goals Made
 Season 10 at Florida St. (11/29/18)
 Career 10 at Florida St. (11/29/18)
 Big Ten 6 vs. Maryland (12/28/18)

3-Point Field Goals Made
 Season 4 vs. Jacksonville (12/2/18)
 Career 5 at Marshall (11/15/17)
 Big Ten 2 - 3 times

Free Throws Made
 Season 6 v. Stony Brook (11/25/18)
 Career 6 - 2 times
 Big Ten 4 at Nebraska (2/22/18)

Minutes
 Season 38 - 2 times
 Career 38 - 2 times
 Big Ten 30 - 2 times

Games played: 12
 Minutes/game: 25.9
 Points/game: 11.8
 FG Pct: 41.5
 3FG Pct: 26.5
 FT Pct: 72.2

Rebounds/game: 3.3
 Assists/game: 1.4
 Turnovers/game: 1.3
 Assist/turnover ratio: 1.1
 Steals/game: 1.5
 Blocks/game: 0.3

2018-19 NOTES

- Has scored in double figures in six of the last seven games.
- Put together a strong performance in Big Ten opener vs. Maryland (12/28) with a conference-game career-high 16 points to go along with a career-best 8 rebounds.
- Registered 17 points against Jacksonville (12/2)...made a season-best 4 three-pointers against the Dolphins.
- Shot 10-for-14 from the field en route to a career-best 24 points at Florida State (11/29).
- Tallied 13 points to go along with a career-high 3 steals against Stony Brook (11/25).
- Chipped in 9 points in a comeback victory over North Dakota (11/21).
- Strong all-around effort in 74-72 season-opening win over Providence (11/8), finishing with 12 points, 6 rebounds and a team-best 4 assists.
- Coming off a solid freshman campaign in which she saw action in every game and averaged 5.0 points per game and 17.8 minutes per contest.

11 Teniya PAGE

Sr./Sr. • Guard • 5-7
Chicago, Ill./Marian Catholic
Agricultural Business Management



AWARDS AND HONORS

- Senior CLASS Award Final 30 Candidate
- 2018-19 Consensus Preseason All-Big Ten
- 2018-19 Ann Meyers Drysdale Award Preseason Watchlist (nation's top shooting guard)
- Three-time All-Big Ten
- 2017 WBCA All-America Honorable Mention and All-Region
- Two-time All-ECAC

CAREER STATS

Season	gp-gs	min/avg	Total		3-Point		F-Throws		Rebounds					Scoring						
			fg-fga	pct	fg-fga	pct	ft-fa	pct	off	def	tot	avg	pf	fo	ast	to	blk	stl	pts	avg
2015-16	31-31	1165/37.6	164-399	.411	36-88	.409	109-145	.752	31	85	116	3.7	66	0	131	81	4	37	473	15.3
2016-17	31-31	1083/34.9	209-470	.445	64-145	.441	136-170	.800	27	94	121	3.9	61	0	109	69	0	38	618	19.9
2017-18	27-25	901/33.4	163-399	.409	35-104	.337	137-170	.806	12	85	97	3.6	40	0	78	53	6	43	498	18.4
2018-19	12-12	439/36.6	82-203	.404	22-71	.310	56-74	.757	5	41	46	3.8	18	0	41	30	1	12	242	20.2
TOTAL	101-99	3588/35.5	618-1471	.420	157-408	.385	438-559	.784	75	305	380	3.8	185	0	359	233	11	130	1831	18.1

SEASON/CAREER HIGHS

Points
Season 34 vs. Stony Brook (11/25/18)
Career 38 vs. Illinois (2/28/17)
Big Ten 38 vs. Illinois (2/28/17)

Rebounds
Season 6 - 3 times
Career 13 at American (12/20/17)
Big Ten 9 at Illinois (2/14/17)

Assists
Season 8 vs. American (12/16/18)
Career 9 vs. Illinois (3/2/16)
Big Ten 8 - 2 times

Steals
Season 2 - 2 times
Career 6 at Holy Cross (12/7/16)
Big Ten 4 vs. Michigan (1/17/16)

Blocks
Season 1 vs. Jacksonville (12/2/18)
Career 1 - 11 times
Big Ten 1 - 6 times

Field Goals Made
Season 12 v. Stony Brook (11/25/18)
Career 14 vs. Illinois (2/28/18)
Big Ten 14 vs. Illinois (2/28/18)

3-Point Field Goals Made
Season 5 vs. Jacksonville (12/2/18)
Career 6 - 2 times
Big Ten 6 - 2 times

Free Throws Made
Season 9 v. Stony Brook (11/25/18)
Career 15 vs. American (12/18/16)
Big Ten 11 vs. Purdue (2/11/17)

Minutes
Season 44 vs. Princeton (11/18/18)
Career 50 vs. Purdue (1/30/16)
Big Ten 50 vs. Purdue (1/30/16)

2018-19 GAME-BY-GAME STATS

Opponent	Date	gs	min	fg-fga	pct	3fg-fga	pct	ft-fa	pct	off	def	tot	avg	pf	a	t/o	blk	stl	pts	avg	
PROVIDENCE	11/08/18	*	37	4-12	.333	1-3	.333	4-7	.571	0	2	2	2.0	2	3	2	0	1	13	13.0	
#24 CALIFORNIA	11/11/18	*	35	4-16	.250	2-7	.286	0-0	.000	3	3	6	4.0	0	4	0	0	1	10	11.5	
at Fordham	11/14/18	*	34	10-20	.500	2-3	.667	3-4	.750	0	5	5	4.3	2	2	2	0	2	25	16.0	
PRINCETON	11/18/18	*	44	7-19	.368	1-4	.250	8-11	.727	0	6	6	4.8	2	4	1	0	2	23	17.8	
NORTH DAKOTA	11/21/18	*	28	3-12	.250	1-6	.167	8-10	.800	0	2	2	4.2	3	1	4	0	0	15	17.2	
STONY BROOK	11/25/18	*	40	12-22	.545	1-6	.167	9-11	.818	0	3	3	4.0	1	2	3	0	1	34	20.0	
at Florida State	11/29/18	*	36	6-19	.316	1-6	.167	3-3	1.000	0	0	0	3.4	1	0	3	0	1	16	19.4	
JACKSONVILLE	12/2/18	*	36	9-17	.529	5-9	.556	4-5	.800	1	5	6	3.8	1	4	1	1	0	27	20.4	
DUQUESNE	12/5/18	*	37	5-15	.333	2-6	.333	3-6	.500	0	5	5	3.9	1	7	5	0	1	15	19.8	
ST. BONAVENTURE	12/9/18	*	37	6-17	.353	3-8	.375	8-10	.800	0	1	1	3.6	0	4	1	0	1	23	20.1	
AMERICAN	12/16/18	*	37	6-18	.333	0-4	.000	5-5	1.000	1	4	5	3.7	1	8	3	0	1	17	19.8	
#4 MARYLAND	12/28/18	*	38	10-16	.625	3-9	.333	1-2	.500	0	5	5	3.8	4	2	5	0	1	24	20.2	
Totals			12	439	82-203	.404	22-71	.310	56-74	.757	5	41	46	3.8	18	41	30	1	12	242	20.2

Games played: 12
Minutes/game: 36.6
Points/game: 20.2
FG Pct: 40.4
3FG Pct: 31.0
FT Pct: 75.7

Rebounds/game: 3.8
Assists/game: 3.4
Turnovers/game: 2.5
Assist/turnover ratio: 1.4
Steals/game: 1.0
Blocks/game: 0.1

2018-19 NOTES

- Has scored in double figures in every game this season, including six 20-plus point efforts.
- Tallied a team-best 24 points on 10-of-16 (62.5%) shooting against #4 Maryland (12/28).
- Tallied 17 points, a season-high 8 assists and 5 rebounds in a big win over American (12/16).
- Led the team with 27 points in a win over Jacksonville (12/2), while adding season high-tying 6 rebounds and 4 assists.
- Scored a season-best 34 points on 12-of-22 shooting against Stony Brook (11/25)...it marked her eighth career 30-plus point game, which ranks second all-time in the Lady Lion history books.
- Finished with 15 points, 13 of which came in the fourth quarter, to help Penn State erase an 11-point deficit in the final five minutes of a 75-68 win over North Dakota (11/21).
- Tallied her second-straight 20-plus point game in an OT win over Princeton (11/18), contributing 23 points, 6 rebounds and 4 assists.
- Poured in a game-high 25 points on 10-of-11 shooting to lead Penn State to a road win at Fordham (11/14).
- Strong all-around game vs. #24 Cal (11/11), finishing with 10 points, 6 rebounds and 4 assists.
- Hit game-tying basket in final minute to highlight a 13-point effort in a 74-72 season-opening win over Providence.

12 Kayleigh SEMION

Sr./Sr. • Guard • 5-6
Dunmore, Pa./Dunmore
Kinesiology



CAREER STATS

Season	gp-gs	min/avg	Total		3-Point		F-Throws		Rebounds				Scoring									
			fg-fga	pct	fg-fga	pct	ft-fa	pct	off	def	tot	avg	pf	fo	ast	to	blk	stl	pts	avg		
2017-18	1-0	1/1.0	0-0	.000	0-0	.000	0-0	.000	0	0	0	0.0	1	0	0	0	0	0	0	0	0	0.0
2018-19	7-0	35/5.0	0-5	.000	0-5	.000	0-0	.000	2	3	5	0.7	1	0	2	0	0	0	1	0	0	0.0
TOTAL	8-0	36/4.5	0-5	.000	0-5	.000	0-0	.000	2	3	5	0.6	2	0	2	0	0	0	1	0	0	0.0

2018-19 GAME-BY-GAME STATS

Opponent	Date	gs	min	fg-fga	pct	3fg-fga	pct	ft-fa	pct	off	def	tot	avg	pf	a	t/o	blk	stl	pts	avg	
PROVIDENCE	11/08/18	dnp	-	-	-	-	-	-	-	-	-	-	-	-	-	-	-	-	-	-	-
#24 CALIFORNIA	11/11/18	dnp	-	-	-	-	-	-	-	-	-	-	-	-	-	-	-	-	-	-	-
PRINCETON	11/18/18	3	0-0	.000	0-0	.000	0-0	.000	1	0	1	1.0	0	0	0	0	0	0	0	0	0.0
NORTH DAKOTA	11/21/18	2	0-0	.000	0-0	.000	0-0	.000	0	0	0	0.5	0	0	0	0	0	0	0	0	0.0
STONY BROOK	11/25/18	12	0-1	.000	0-1	.000	0-0	.000	0	1	1	0.7	1	1	0	0	0	0	0	0	0.0
at Florida State	11/29/18	2	0-1	.000	0-1	.000	0-0	.000	0	0	0	0.5	0	0	0	0	0	0	0	0	0.0
JACKSONVILLE	12/2/18	3	0-2	.000	0-2	.000	0-0	.000	0	0	0	0.4	0	1	0	0	0	0	0	0	0.0
DUQUESNE	12/5/18	dnp	-	-	-	-	-	-	-	-	-	-	-	-	-	-	-	-	-	-	-
ST. BONAVENTURE	12/9/18	13	0-1	.000	0-1	.000	0-0	.000	1	2	3	0.8	0	0	0	0	0	1	0	0	0.0
AMERICAN	12/16/18	0	0-0	.000	0-0	.000	0-0	.000	0	0	0	0.7	0	0	0	0	0	0	0	0	0.0
#4 MARYLAND	12/28/18	dnp	-	-	-	-	-	-	-	-	-	-	-	-	-	-	-	-	-	-	-
Totals		0	35	0-5	.000	0-5	.000	0-0	.000	2	3	5	0.7	1	2	0	0	1	0	0	0.0

Games played: 7
Minutes/game: 5.0
FG Pct: 0.0
3FG Pct: 0.0

Rebounds/game: 0.7
Assists/game: 0.3
Assist/turnover ratio: 99.9
Steals/game: 0.1

SEASON/CAREER HIGHS

Points
Season n/a
Career n/a
Big Ten n/a

Rebounds
Season 3 vs. St. Bona (12/9/18)
Career 3 vs. St. Bona (12/9/18)
Big Ten n/a

Assists
Season 1 - 2 times
Career 1 - 2 times
Big Ten n/a

Steals
Season 1 vs. St. Bona (12/9/18)
Career 1 vs. St. Bona (12/9/18)
Big Ten n/a

Blocks
Season n/a
Career n/a
Big Ten n/a

Field Goals Made
Season n/a
Career n/a
Big Ten n/a

3-Point Field Goals Made
Season n/a
Career n/a
Big Ten n/a

Free Throws Made
Season n/a
Career n/a
Big Ten n/a

Minutes
Season 13 vs. St. Bona (12/9/18)
Career 13 vs. St. Bona (12/9/18)
Big Ten 1 vs. Illinois (2/28/18)

2018-19 NOTES

- Has made seven appearances this season.
- Registered career-best marks of 3 rebounds and 13 minutes played on her Senior Day against St. Bonaventure (12/9).
- Played 12 minutes against Stony Brook (11/25).
- Provided a crucial spark off energy off the bench against Princeton (11/18), helping the Lady Lions to an overtime comeback win.
- Earned a roster spot during 2017-18 season after serving as a team manager and former member of the club basketball program.

22 Leah KNIZNER

Sr./Sr. • Guard • 5-9
Greensburg, Pa./Hempfield Area
Nutrition Sciences



CAREER STATS

Season	gp-gs	min/avg	Total		3-Point		F-Throws		Rebounds				Scoring							
			fg-fga	pct	fg-fga	pct	ft-fa	pct	off	def	tot	avg	pf	fo	ast	to	blk	stl	pts	avg
2015-16	19-0	48/2.5	3-7	.429	3-4	.750	0-0	.000	2	4	6	0.3	6	0	0	3	0	0	9	0.5
2016-17	7-0	14/2.0	2-6	.333	1-4	.250	0-0	.000	0	0	0	0.0	0	0	0	2	0	1	5	0.7
2017-18	6-0	9/1.5	0-2	.000	0-2	.000	0-0	.000	0	1	1	0.2	0	0	1	1	0	0	0	0.0
2018-19	5-0	19/3.8	0-7	.000	0-7	.000	0-0	.000	0	1	1	0.2	1	0	0	1	0	1	0	0.0
TOTAL	37-0	90/2.4	5-22	.227	4-17	.235	0-0	.000	2	6	8	0.2	7	0	1	7	0	2	14	0.4

2018-19 GAME-BY-GAME STATS

Opponent	Date	qs	min	fg-fga	pct	3fg-fga	pct	ft-fa	pct	off	def	tot	avg	pf	a	t/o	blk	stl	pts	avg	
PROVIDENCE	11/08/18	dnp	-	-	-	-	-	-	-	-	-	-	-	-	-	-	-	-	-	-	
#24 CALIFORNIA	11/11/18	dnp	-	-	-	-	-	-	-	-	-	-	-	-	-	-	-	-	-	-	
at Fordham	11/14/18	3	0-0	.000	0-0	.000	0-0	.000	0	0	0	0.0	0	0	1	0	0	0	0	0.0	
PRINCETON	11/18/18	dnp	-	-	-	-	-	-	-	-	-	-	-	-	-	-	-	-	-	-	
NORTH DAKOTA	11/21/18	dnp	-	-	-	-	-	-	-	-	-	-	-	-	-	-	-	-	-	-	
STONY BROOK	11/25/18	3	0-1	.000	0-1	.000	0-0	.000	0	0	0	0.0	0	0	0	0	0	0	0	0.0	
at Florida State	11/29/18	dnp	-	-	-	-	-	-	-	-	-	-	-	-	-	-	-	-	-	-	
JACKSONVILLE	12/2/18	4	0-1	.000	0-1	.000	0-0	.000	0	0	0	0.0	1	0	0	0	1	0	0	0.0	
DUQUESNE	12/5/18	5	0-2	.000	0-2	.000	0-0	.000	0	1	1	0.3	0	0	0	0	0	0	0	0.0	
ST. BONAVENTURE	12/9/18	dnp	-	-	-	-	-	-	-	-	-	-	-	-	-	-	-	-	-	-	
AMERICAN	12/16/18	4	0-3	.000	0-3	.000	0-0	.000	0	0	0	0.2	0	0	0	0	0	0	0	0.0	
#4 MARYLAND	12/28/18	dnp	-	-	-	-	-	-	-	-	-	-	-	-	-	-	-	-	-	-	
Totals			0	19	0-7	.000	0-7	.000	0-0	.000	0	1	1	0.2	1	0	1	0	1	0	0.0

Games played: 5
Minutes/game: 3.8
FG Pct: 0.0
3FG Pct: 0.0

Rebounds/game: 0.2
Turnovers/game: 0.2
Steals/game: 0.2

SEASON/CAREER HIGHS

Points
Season n/a
Career 3 - 4 times
Big Ten 3 at Michigan (1/20/16)

Rebounds
Season 1 vs. Duquesne (12/5/18)
Career 2 at Illinois (1/23/16)
Big Ten 2 at Illinois (1/23/16)

Assists
Season n/a
Career 1 vs. Illinois (2/28/18)
Big Ten n/a

Steals
Season 1 vs. Jacksonville (12/2/18)
Career 1 - 2 times
Big Ten n/a

Blocks
Season n/a
Career n/a
Big Ten n/a

Field Goals Made
Season n/a
Career 1 - 5 times
Big Ten 1 - 2 times

3-Point Field Goals Made
Season n/a
Career 1 - 4 times
Big Ten 1 at Michigan (2/20/16)

Free Throws Made
Season n/a
Career n/a
Big Ten n/a

Minutes
Season 5 vs. Duquesne (12/5/18)
Career 8 at Illinois (1/23/16)
Big Ten 8 at Illinois (1/23/16)

2018-19 NOTES

- Has made five appearances this season...tallied a rebound in a season-high 5 minutes played against Duquesne (12/5).
- Recorded a steal in a win over Jacksonville (12/2).
- Coming off a junior season that saw her make six appearances...Joined the program as a walk-on in October 2015...Was added to scholarship for the 2016-17 season in Spring 2016.

31 Jaida TRAVASCIO-GREEN | Jr./Jr. • Guard • 6-2

Lisle, Ill./Downers Grove North
Biochemistry & Molecular Biology



CAREER STATS

Season	gp-gs	min/avg	Total		3-Point		F-Throws		Rebounds				Scoring							
			fg-fga	pct	fg-fga	pct	ft-fa	pct	off	def	tot	avg	pf	fo	ast	to	blk	stl	pts	avg
2016-17	30-15	569/19.0	59-167	.353	46-140	.329	10-20	.500	6	62	68	2.3	38	1	9	29	15	8	174	5.8
2017-18	31-31	952/30.7	113-325	.348	71-222	.320	49-60	.817	30	80	110	3.5	54	0	21	39	24	19	346	11.2
2018-19	1-0	20/20.0	1-8	.125	1-7	.143	2-2	1.000	1	0	1	1.0	0	0	0	0	1	0	5	5.0
TOTAL	62-46	1541/24.9	173-500	.346	118-369	.320	61-82	.744	37	142	179	2.9	92	1	30	68	40	27	525	8.5

2018-19 GAME-BY-GAME STATS

Opponent	Date	qs	min	fg-fga	pct	3fg-fga	pct	ft-fa	pct	off	def	tot	avg	pf	a	t/o	blk	stl	pts	avg	
PROVIDENCE	11/08/18	dnp	-	-	-	-	-	-	-	-	-	-	-	-	-	-	-	-	-	-	
#24 CALIFORNIA	11/11/18	dnp	-	-	-	-	-	-	-	-	-	-	-	-	-	-	-	-	-	-	
PRINCETON	11/18/18	dnp	-	-	-	-	-	-	-	-	-	-	-	-	-	-	-	-	-	-	
NORTH DAKOTA	11/21/18	dnp	-	-	-	-	-	-	-	-	-	-	-	-	-	-	-	-	-	-	
STONY BROOK	11/25/18	dnp	-	-	-	-	-	-	-	-	-	-	-	-	-	-	-	-	-	-	
at Florida State	11/29/18	dnp	-	-	-	-	-	-	-	-	-	-	-	-	-	-	-	-	-	-	
JACKSONVILLE	12/2/18	dnp	-	-	-	-	-	-	-	-	-	-	-	-	-	-	-	-	-	-	
DUQUESNE	12/5/18	dnp	-	-	-	-	-	-	-	-	-	-	-	-	-	-	-	-	-	-	
ST. BONAVENTURE	12/9/18	dnp	-	-	-	-	-	-	-	-	-	-	-	-	-	-	-	-	-	-	
AMERICAN	12/16/18	dnp	-	-	-	-	-	-	-	-	-	-	-	-	-	-	-	-	-	-	
#4 MARYLAND	12/28/18	20	1-8	.125	1-7	.143	2-2	1.000	1	0	1	1.0	0	0	0	0	1	0	5	5.0	
Totals		0	20	1-8	.125	1-7	.143	2-2	1.000	1	0	1	1.0	0	0	0	0	1	0	5	5.0

SEASON/CAREER HIGHS

Points	
Season	5 vs. Maryland (12/28/18)
Career	31 vs. Drexel (11/12/17)
Big Ten	21 vs. Maryland (12/31/17)
Rebounds	
Season	1 vs. Maryland (12/28/18)
Career	8 vs. Siena (11/10/17)
Big Ten	5 - 3 times
Assists	
Season	n/a
Career	3 vs. LA Tech (11/24/17)
Big Ten	2 - 3 times
Steals	
Season	n/a
Career	3 vs. Siena (11/10/17)
Big Ten	2 - 2 times
Blocks	
Season	1 vs. Maryland (12/28/18)
Career	5 vs. Drexel (11/12/17)
Big Ten	2 vs. Illinois (1/29/17)
Field Goals Made	
Season	1 vs. Maryland (12/28/18)
Career	10 vs. Drexel (11/12/17)
Big Ten	8 vs. Maryland (12/31/17)
3-Point Field Goals Made	
Season	1 vs. Maryland (12/28/18)
Career	7 vs. Drexel (11/12/17)
Big Ten	6 at Wisconsin (1/14/18)
Free Throws Made	
Season	2 vs. Maryland (12/28/18)
Career	5 vs. Manhattan (12/3/17)
Big Ten	4 - 3 times
Minutes	
Season	20 vs. Maryland (12/28/18)
Career	37 at American (12/20/17)
Big Ten	36 vs. Rutgers (1/18/18)

Games played: 1
 Minutes/game: 20.0
 Points/game: 5.0
 FG Pct: 12.5
 3FG Pct: 14.3
 FT Pct: 100.0

Rebounds/game: 1.0
 Blocks/game: 1.0

2018-19 NOTES

- Made season debut against #4 Maryland (12/28) in Big Ten opener after being sidelined due to injury...tallied five points in debut.
- Finished as Penn State's third-leading scorer a season ago with 11.2 points per game and led the team with 71 made three-pointers.

33 Lauren EBO

Fr./Fr. • Forward • 6-4
Washington D.C./Riverdale Baptist
Business



CAREER STATS

Season	gp-gs	min/avg	Total		3-Point		F-Throws		Rebounds				Scoring							
			fg-fga	pct	fg-fga	pct	ft-fga	pct	off	def	tot	avg	pf	fo	ast	to	blk	stl	pts	avg
2018-19	11-5	220/20.0	24-52	.462	0-0	.000	9-18	.500	24	37	61	5.5	31	0	3	21	16	1	57	5.2
TOTAL	11-5	220/20.0	24-52	.462	0-0	.000	9-18	.500	24	37	61	5.5	31	0	3	21	16	1	57	5.2

2018-19 GAME-BY-GAME STATS

Opponent	Date	gs	min	fg-fga	pct	3fg-fga	pct	ft-fga	pct	off	def	tot	avg	pf	a	t/o	blk	stl	pts	avg	
PROVIDENCE	11/08/18	*	11	0-2	.000	0-0	.000	0-0	.000	2	4	6	6.0	4	0	4	1	0	0	0.0	
#24 CALIFORNIA	11/11/18	*	17	0-4	.000	0-0	.000	1-2	.500	2	2	4	5.0	4	1	1	2	0	1	0.5	
PRINCETON	11/18/18	*	12	0-4	.000	0-0	.000	0-0	.000	1	3	4	4.7	0	0	1	1	0	0	0.3	
NORTH DAKOTA	11/21/18		18	2-2	1.000	0-0	.000	2-2	1.000	0	2	2	4.0	2	0	0	0	0	6	1.8	
STONY BROOK	11/25/18	*	19	2-2	1.000	0-0	.000	0-0	.000	1	0	1	3.4	2	0	6	1	1	4	2.2	
at Florida State	11/29/18	*	31	1-3	.333	0-0	.000	1-2	.500	1	5	6	3.8	4	0	4	2	0	3	2.3	
JACKSONVILLE	12/2/18		18	4-6	.667	0-0	.000	1-2	.500	3	2	5	4.0	4	0	2	3	0	9	3.3	
DUQUESNE	12/5/18		20	4-5	.800	0-0	.000	0-0	.000	2	3	5	4.1	4	0	2	0	0	8	3.9	
ST. BONAVENTURE	12/9/18		25	6-11	.545	0-0	.000	3-4	.750	4	8	12	5.0	2	0	1	3	0	15	5.1	
AMERICAN	12/16/18		25	4-9	.444	0-0	.000	1-4	.250	7	5	12	5.7	1	2	0	2	0	9	5.5	
#4 MARYLAND	12/28/18		24	1-4	.250	0-0	.000	0-2	.000	1	3	4	5.5	4	0	0	1	0	2	5.2	
Totals			5	220	24-52	.462	0-0	.000	9-18	.500	24	37	61	5.5	31	3	21	16	1	57	5.2

SEASON/CAREER HIGHS

Points

Season 15 vs. St. Bona (12/9/18)
Career 15 vs. St. Bona (12/9/18)
Big Ten 2 vs. Maryland (12/28/18)

Rebounds

Season 12 - 2 times
Career 12 - 2 times
Big Ten 4 vs. Maryland (12/28/18)

Assists

Season 2 vs. American (12/16/18)
Career 2 vs. American (12/16/18)
Big Ten n/a

Steals

Season 1 v. Stony Brook (11/25/18)
Career 1 v. Stony Brook (11/25/18)
Big Ten n/a

Blocks

Season 3 - 2 times
Career 3 - 2 times
Big Ten 1 vs. Maryland (12/28/18)

Field Goals Made

Season 6 vs. St. Bona (12/9/18)
Career 6 vs. St. Bona (12/9/18)
Big Ten 1 vs. Maryland (12/28/18)

3-Point Field Goals Made

Season n/a
Career n/a
Big Ten n/a

Free Throws Made

Season 3 vs. St. Bona (12/9/18)
Career 3 vs. St. Bona (12/9/18)
Big Ten n/a

Minutes

Season 25 - 2 times
Career 25 - 2 times
Big Ten 24 vs. Maryland (12/28/18)

Games played: 11
Minutes/game: 20.0
Points/game: 5.2
FG Pct: 46.2
FT Pct: 50.0

Rebounds/game: 5.5
Assists/game: 0.3
Turnovers/game: 1.9
Assist/turnover ratio: 0.1
Steals/game: 0.1
Blocks/game: 1.5

2018-19 NOTES

- Narrowly missed her second-straight double-double with 9 points and 12 rebounds in a win over American (12/16).
- Put together the best performance of her young career with her first career double-double against St. Bonaventure (12/2)...tallied career-best marks of 15 points and 12 rebounds.
- Provided a crucial spark with 8 points and 5 rebounds against Duquesne (12/5).
- Registered 9 points and 3 blocks in a win over Jacksonville (12/2).
- Comes to Penn State after spending two years at Riverdale Baptist School and two years at Paul VI Catholic High School...Led Riverdale Baptist to a pair of 20-plus win seasons, including the Independent School National Championship as a senior.

34 Sarah McMURTRY | Sr./Sr. • Guard • 5-6 Pittsburgh, Pa./Upper St. Clair Accounting



AWARDS AND HONORS

Two-time Big Ten Sportsmanship Award Winner (2016, 2017)
Two-time Team Captain (2016-17, 2017-18)

CAREER STATS

Season	gp-gs	min/avg	Total		3-Point		F-Throws		Rebounds				Scoring							
			fg-fga	pct	fg-fga	pct	ft-fa	pct	off	def	tot	avg	pf	fo	ast	to	blk	stl	pts	avg
2015-16	8-0	9/1.1	1-1	1.000	1-1	1.000	0-0	.000	0	0	0	0.0	0	0	0	1	0	0	3	0.4
2016-17	8-0	15/1.9	0-1	.000	0-1	.000	0-0	.000	0	0	0	0.0	0	0	0	0	0	0	0	0.0
2017-18	6-0	11/1.8	0-2	.000	0-1	.000	0-0	.000	0	0	0	0.0	0	0	0	0	0	0	0	0.0
2018-19	1-0	1/1.0	0-0	.000	0-0	.000	0-0	.000	0	0	0	0.0	0	0	0	0	0	0	0	0.0
TOTAL	23-0	36/1.6	1-4	.250	1-3	.333	0-0	.000	0	0	0	0.0	0	0	0	1	0	0	3	0.1

SEASON/CAREER HIGHS

Points	
Season	n/a
Career	3 vs. Maryland (1/27/16)
Big Ten	3 vs. Maryland (1/27/16)
Rebounds	
Season	n/a
Career	n/a
Big Ten	n/a
Assists	
Season	n/a
Career	n/a
Big Ten	n/a
Steals	
Season	n/a
Career	n/a
Big Ten	n/a
Blocks	
Season	n/a
Career	n/a
Big Ten	n/a
Field Goals Made	
Season	n/a
Career	1 vs. Maryland (1/27/16)
Big Ten	1 vs. Maryland (1/27/16)
3-Point Field Goals Made	
Season	n/a
Career	1 vs. Maryland (1/27/16)
Big Ten	1 vs. Maryland (1/27/16)
Free Throws Made	
Season	n/a
Career	n/a
Big Ten	n/a
Minutes	
Season	1 vs. American (12/16/18)
Career	4 vs. Siena (11/10/17)
Big Ten	2 vs. Wisconsin (1/16/17)

2018-19 GAME-BY-GAME STATS

Opponent	Date	gs	min	fg-fga	pct	3fg-fga	pct	ft-fa	pct	off	def	tot	avg	pf	a	t/o	blk	stl	pts	avg
PROVIDENCE	11/08/18	dnp	-	-	-	-	-	-	-	-	-	-	-	-	-	-	-	-	-	-
#24 CALIFORNIA	11/11/18	dnp	-	-	-	-	-	-	-	-	-	-	-	-	-	-	-	-	-	-
PRINCETON	11/18/18	dnp	-	-	-	-	-	-	-	-	-	-	-	-	-	-	-	-	-	-
NORTH DAKOTA	11/21/18	dnp	-	-	-	-	-	-	-	-	-	-	-	-	-	-	-	-	-	-
STONY BROOK	11/25/18	dnp	-	-	-	-	-	-	-	-	-	-	-	-	-	-	-	-	-	-
at Florida State	11/29/18	dnp	-	-	-	-	-	-	-	-	-	-	-	-	-	-	-	-	-	-
JACKSONVILLE	12/2/18	dnp	-	-	-	-	-	-	-	-	-	-	-	-	-	-	-	-	-	-
DUQUESNE	12/5/18	dnp	-	-	-	-	-	-	-	-	-	-	-	-	-	-	-	-	-	-
ST. BONAVENTURE	12/9/18	dnp	-	-	-	-	-	-	-	-	-	-	-	-	-	-	-	-	-	-
AMERICAN	12/16/18	1	0-0	.000	0-0	.000	0-0	.000	0	0	0	0.0	0	0	0	0	0	0	0	0.0
#4 MARYLAND	12/28/18	dnp	-	-	-	-	-	-	-	-	-	-	-	-	-	-	-	-	-	-
Totals			0	1	0-0	.000	0-0	.000	0-0	.000	0	0	0	0.0	0	0	0	0	0	0

Games played: 1
Minutes/game: 1.0

2018-19 NOTES

- Saw first action of the season in an 80-59 win over American (12/16).
- Enters senior season as a two-time team captain and two-time winner of the Big Ten Sportsmanship Award...Joined program as a walk-on in October 2015 and was added to scholarship for the 2016-17 season in Spring 2016.

43 Bexley WALLACE | Fr./Fr. • Forward • 6-3

Pickerington, Ohio/Pickerington Central Psychology



CAREER STATS

Season	gp-gs	min/avg	Total		3-Point		F-Throws			Rebounds				Scoring						
			fg-fga	pct	fg-fga	pct	ft-fa	pct	off	def	tot	avg	pf	fo	ast	to	blk	stl	pts	avg
2018-19	12-2	113/9.4	8-16	.500	0-0	.000	5-8	.625	8	12	20	1.7	20	0	2	10	3	1	21	1.8
TOTAL	12-2	113/9.4	8-16	.500	0-0	.000	5-8	.625	8	12	20	1.7	20	0	2	10	3	1	21	1.8

2018-19 GAME-BY-GAME STATS

Opponent	Date	gs	min	fg-fga	pct	3fg-fga	pct	ft-fa	pct	off	def	tot	avg	pf	a	t/o	blk	stl	pts	avg
PROVIDENCE	11/08/18	13	1-2	.500	0-0	.000	0-0	.000	1	4	5	5.0	2	0	1	0	0	2	2.0	
#24 CALIFORNIA	11/11/18	17	2-4	.500	0-0	.000	0-0	.000	2	1	3	4.0	4	0	0	0	0	4	3.0	
at Fordham	11/14/18	*	4	0-0	.000	0-0	.000	0-0	.000	0	0	0	2.7	1	0	0	0	0	2.0	
PRINCETON	11/18/18	2	0-0	.000	0-0	.000	0-0	.000	0	0	0	2.0	2	1	1	0	0	1.5		
NORTH DAKOTA	11/21/18	*	9	0-0	.000	0-0	.000	0-0	.000	0	0	0	1.6	1	0	0	1	0	1.2	
STONY BROOK	11/25/18	17	0-0	.000	0-0	.000	3-4	.750	2	2	4	2.0	3	0	2	1	1	3	1.5	
at Florida State	11/29/18	26	4-5	.800	0-0	.000	1-2	.500	1	4	5	2.4	1	0	2	0	0	9	2.6	
JACKSONVILLE	12/2/18	13	0-2	.000	0-0	.000	0-0	.000	1	0	1	2.3	2	1	3	1	0	0	2.3	
DUQUESNE	12/5/18	6	0-1	.000	0-0	.000	1-2	.500	0	1	1	2.1	0	0	0	0	0	1	2.1	
ST. BONAVENTURE	12/9/18	2	1-2	.500	0-0	.000	0-0	.000	1	0	1	2.0	1	0	0	0	0	2	2.1	
AMERICAN	12/16/18	2	0-0	.000	0-0	.000	0-0	.000	0	0	0	1.8	2	0	1	0	0	0	1.9	
#4 MARYLAND	12/28/18	2	0-0	.000	0-0	.000	0-0	.000	0	0	0	1.7	1	0	0	0	0	0	1.8	
Totals		2	113	8-16	.500	0-0	.000	5-8	.625	8	12	20	1.7	20	2	10	3	1	21	1.8

SEASON/CAREER HIGHS

Points
 Season 9 at Florida St. (11/29/18)
 Career 9 at Florida St. (11/29/18)
 Big Ten n/a

Rebounds
 Season 5 - 2 times
 Career 5 - 2 times
 Big Ten n/a

Assists
 Season 1 - 3 times
 Career 1 - 3 times
 Big Ten n/a

Steals
 Season 1 v. Stony Brook (11/25/18)
 Career 1 v. Stony Brook (11/25/18)
 Big Ten n/a

Blocks
 Season 1 - 3 times
 Career 1 - 3 times
 Big Ten n/a

Field Goals Made
 Season 4 at Florida St. (11/29/18)
 Career 4 at Florida St. (11/29/18)
 Big Ten n/a

3-Point Field Goals Made
 Season n/a
 Career n/a
 Big Ten n/a

Free Throws Made
 Season 3 v. Stony Brook (11/25/18)
 Career 3 v. Stony Brook (11/25/18)
 Big Ten n/a

Minutes
 Season 26 at Florida St. (11/29/18)
 Career 26 at Florida St. (11/29/18)
 Big Ten 2 vs. Maryland (12/28/18)

Games played: 12
 Minutes/game: 9.4
 Points/game: 1.8
 FG Pct: 50.0
 FT Pct: 62.5

Rebounds/game: 1.7
 Assists/game: 0.2
 Turnovers/game: 0.8
 Assist/turnover ratio: 0.2
 Steals/game: 0.1
 Blocks/game: 0.3

2018-19 NOTES

- Has averaged 9.4 minutes per game in her first 12 collegiate contests...earned first career start at Fordham (11/14).
- Scored a career-best 9 points and pulled down 5 rebounds in a career-high 26 minutes of action at Florida State (11/29).
- Comes to Penn State after success at both the high school level and international stage... Was a part of the USA Basketball 16U squad that captured the bronze medal with a 4-1 record at the 2015 FIBA Americas U16 Championship in Puebla, Mexico...Was a four-time All-Conference pick at Pickerington Central High School.

GAME 1: PENN STATE 74, PROVIDENCE 72

Official Basketball Box Score -- Game Totals -- Final Statistics
Providence vs Penn State
11/08/18 7:01 PM at University Park, Pa. - Bryce Jordan Cntr

Providence 72 • 0-1

Table with 13 columns: Player, FG-FGA, 3-Pr, FT-FTA, Rebounds, PF, TP, A TO Blk, Stl, Min. Rows include BASKERVILLE, MARY, JOLIN, Maddie, WILLIAMS, Chanell, etc.

Summary statistics table with 8 columns: 1st, 2nd, 3rd, 4th, Game, Deadball, Rebounds. Values include 12-21, 4-16, 6-9, 3-1, 29-64, 3, 1.

Penn State 74 • 1-0

Table with 13 columns: Player, FG-FGA, 3-Pr, FT-FTA, Rebounds, PF, TP, A TO Blk, Stl, Min. Rows include Alisia Smith, Lauren Ebo, Amari Carter, etc.

Summary statistics table with 8 columns: 1st, 2nd, 3rd, 4th, Game, Deadball, Rebounds. Values include 8-14, 5-14, 2-5, 2-2, 27-62, 2, 2.

Officials: Dee Kantner, Denise Brooks, Kevin Pethel
Technical fouls: Providence-None, Penn State-None.
Attendance: 2115

Score by periods table with 5 columns: 1st, 2nd, 3rd, 4th, Total. Rows for Providence and Penn State.

Last FG - PC 4th-03:53, PSU 4th-00:36.
Largest lead - PC by 15 3rd-03:48, PSU by 2 1st-05:57.
PC led for 36:10, PSU led for 01:54. Game was tied for 01:56.

Score tied - 5 times.
Lead changed - 11 times.

GAME 2: #24 CAL 75, PENN STATE 58

Official Basketball Box Score -- Game Totals -- Final Statistics
#24 California vs Penn State
11/11/18 2:01 PM at University Park, Pa. - Bryce Jordan Cntr

#24 California 75 • 2-0

Table with 13 columns: Player, FG-FGA, 3-Pr, FT-FTA, Rebounds, PF, TP, A TO Blk, Stl, Min. Rows include Brown, Jaelyn, Anigwe, Kristine, Thomas, Asha, etc.

Summary statistics table with 8 columns: 1st, 2nd, 3rd, 4th, Game, Deadball, Rebounds. Values include 5-16, 5-12, 3-7, 0-3, 28-62, 45.2%, 2.

Penn State 58 • 1-1

Table with 13 columns: Player, FG-FGA, 3-Pr, FT-FTA, Rebounds, PF, TP, A TO Blk, Stl, Min. Rows include Alisia Smith, Lauren Ebo, Amari Carter, etc.

Summary statistics table with 8 columns: 1st, 2nd, 3rd, 4th, Game, Deadball, Rebounds. Values include 3-16, 8-18, 8-18, 44.4%, 27-62, 26.1%, 2.

Officials: Felicia Grinter, Jesse Dickerson, Cameron Inouye
Technical fouls: #24 California-None, Penn State-None.
Attendance: 2406

Score by periods table with 5 columns: 1st, 2nd, 3rd, 4th, Total. Rows for #24 California and Penn State.

Last FG - CAL 4th-01:28, PSU 4th-00:13.
Largest lead - CAL by 21 4th-01:28, PSU by 4 3rd-03:14.
CAL led for 29:04, PSU led for 04:49. Game was tied for 06:07.

Score tied - 7 times.
Lead changed - 8 times.

GAME 3: PENN STATE 72, FORDHAM 55

Official Basketball Box Score -- Game Totals -- Final Statistics
Penn State vs Fordham
11/14/18 7:00 pm at Rose Hill Gym (Bronx, NY)

Penn State 72 • 2-1

Table with 13 columns: Player, FG-FGA, 3-Pr, FT-FTA, Rebounds, PF, TP, A TO Blk, Stl, Min. Rows include Alisia Smith, Bexley Wallace, Amari Carter, etc.

Summary statistics table with 8 columns: 1st, 2nd, 3rd, 4th, Game, Deadball, Rebounds. Values include 6-16, 10-18, 1-2, 50.0%, 29-63, 4.5, 4.

Fordham 55 • 1-2

Table with 13 columns: Player, FG-FGA, 3-Pr, FT-FTA, Rebounds, PF, TP, A TO Blk, Stl, Min. Rows include Downey, Kaitlyn, Goulding, Mary, Holden, Lauren, etc.

Summary statistics table with 8 columns: 1st, 2nd, 3rd, 4th, Game, Deadball, Rebounds. Values include 10-20, 7-18, 4-9, 44.4%, 22-70, 31.4%, 6.

Officials: Bruce Morris, Rod Creech, Natasha Camy
Technical fouls: Penn State-None, Fordham-None.
Attendance: 639
2018-19 Women's Basketball, Round: 0, Fordham vs Penn St., Played at .

Score by periods table with 5 columns: 1st, 2nd, 3rd, 4th, Total. Rows for Penn State and Fordham.

Score tied - 9 times.
Lead changed - 6 times.

GAME 4: PENN STATE 79, PRINCETON 71 (OT)

Official Basketball Box Score -- Game Totals -- Final Statistics
Princeton vs Penn State
11/18/18 2:01 PM at University Park, Pa. - Bryce Jordan Cntr

Princeton 71 • 1-3

Table with 13 columns: Player, FG-FGA, 3-Pr, FT-FTA, Rebounds, PF, TP, A TO Blk, Stl, Min. Rows include Jordan, Sydney, Ernsbo, Kira, Littlefield, Carlie, etc.

Summary statistics table with 8 columns: 1st, 2nd, 3rd, 4th, Game, Deadball, Rebounds. Values include 2-18, 6-16, 1-5, 20.0%, 23-59, 39.0%, 4.

Penn State 79 • 3-1

Table with 13 columns: Player, FG-FGA, 3-Pr, FT-FTA, Rebounds, PF, TP, A TO Blk, Stl, Min. Rows include Alisia Smith, Lauren Ebo, Amari Carter, etc.

Summary statistics table with 8 columns: 1st, 2nd, 3rd, 4th, OT, Total, Game, Deadball, Rebounds. Values include 3-9, 4-14, 5-18, 27.8%, 23-59, 39.0%, 4.

Officials: Brian Garland, Kylie Galloway, Geraldine Smith
Technical fouls: Princeton-None, Penn State-None.
Attendance: 2026

Score by periods table with 6 columns: 1st, 2nd, 3rd, 4th, OT, Total. Rows for Princeton and Penn State.

Score tied - 9 times.
Lead changed - 6 times.

GAME 5: PENN STATE 75, NORTH DAKOTA 68

Official Basketball Box Score -- Game Totals -- Final Statistics
North Dakota vs Penn State
11/21/18 2:01 PM at University Park, Pa. - Bryce Jordan Cntr

North Dakota 68 • 1-3

Table with columns for Player, Total, FG-FGA, 3-Ptr, FT-FTA, Rebounds (Off, Def, Tot), PF, TP, A, TO, Blk, Stl, Min. Includes team totals and shooting percentages.

Penn State 75 • 4-1

Table with columns for Player, Total, FG-FGA, 3-Ptr, FT-FTA, Rebounds (Off, Def, Tot), PF, TP, A, TO, Blk, Stl, Min. Includes team totals and shooting percentages.

Officials: Jennifer Rezac, Starr Jefferson, Carmen Portorreal
Technical fouls: North Dakota-None. Penn State-None.
Attendance: 1881

Score by periods table showing 1st, 2nd, 3rd, 4th quarters and Total for North Dakota and Penn State.

Score tied - 3 times.
Lead changed - 3 times.

GAME 6: STONY BROOK 81, PENN STATE 70

Official Basketball Box Score -- Game Totals -- Final Statistics
Stony Brook vs Penn State
11/25/18 2:06 PM at University Park, Pa. - Bryce Jordan Cntr

Stony Brook 81 • 4-1

Table with columns for Player, Total, FG-FGA, 3-Ptr, FT-FTA, Rebounds (Off, Def, Tot), PF, TP, A, TO, Blk, Stl, Min. Includes team totals and shooting percentages.

Penn State 70 • 4-2

Table with columns for Player, Total, FG-FGA, 3-Ptr, FT-FTA, Rebounds (Off, Def, Tot), PF, TP, A, TO, Blk, Stl, Min. Includes team totals and shooting percentages.

Officials: Mark Zentz, Tiffany Bird, Marcus Clayton
Technical fouls: Stony Brook-None. Penn State-None.
Attendance: 2018

Score by periods table showing 1st, 2nd, 3rd, 4th quarters and Total for Stony Brook and Penn State.

Score tied - 0 times.
Lead changed - 0 times.

GAME 7: FLORIDA STATE 87, PENN STATE 58

Official Basketball Box Score -- Game Totals -- Final Statistics
Penn State vs Florida State
11/29/18 7:00 pm at the Tucker Center - Tallahassee, Florida

Penn State 58 • 4-3

Table with columns for Player, Total, FG-FGA, 3-Ptr, FT-FTA, Rebounds (Off, Def, Tot), PF, TP, A, TO, Blk, Stl, Min. Includes team totals and shooting percentages.

Florida State 87 • 7-1

Table with columns for Player, Total, FG-FGA, 3-Ptr, FT-FTA, Rebounds (Off, Def, Tot), PF, TP, A, TO, Blk, Stl, Min. Includes team totals and shooting percentages.

Officials: Maj Forsberg, Billy Smith, Puanani Spurlock
Technical fouls: Penn State-None. Florida State-None.
Attendance: 2501
ACC-Big Ten Challenge

Score by periods table showing 1st, 2nd, 3rd, 4th quarters and Total for Penn State and Florida State.

Score tied - 2 times.
Lead changed - 0 times.

GAME 8: PENN STATE 80, JACKSONVILLE 61

Official Basketball Box Score -- Game Totals -- Final Statistics
Jacksonville vs Penn State
12/2/18 2:01 PM at University Park, Pa. - Bryce Jordan Cntr

Jacksonville 61 • 3-5

Table with columns for Player, Total, FG-FGA, 3-Ptr, FT-FTA, Rebounds (Off, Def, Tot), PF, TP, A, TO, Blk, Stl, Min. Includes team totals and shooting percentages.

Penn State 80 • 5-3

Table with columns for Player, Total, FG-FGA, 3-Ptr, FT-FTA, Rebounds (Off, Def, Tot), PF, TP, A, TO, Blk, Stl, Min. Includes team totals and shooting percentages.

Officials: Barb Smith, Talisa Green, Carmen Portorreal
Technical fouls: Jacksonville-TEAM. Penn State-None.
Attendance: 2121
Technical foul on Jacksonville head coach at 2:21 - 4th quarter

Score by periods table showing 1st, 2nd, 3rd, 4th quarters and Total for Jacksonville and Penn State.

Score tied - 2 times.
Lead changed - 1 time.

PAGE 26 | GAME 13 | PENN STATE AT INDIANA

GAME 9: DUQUESNE 64, PENN STATE 58

Official Basketball Box Score -- Game Totals -- Final Statistics
Duquesne vs Penn State
12/5/18 7:01 PM at University Park, Pa.- Bryce Jordan Cntr

Duquesne 64 • 4-3

Table with columns: ## Player, Total FG-FGA, 3-Ptr FG-FGA, FT-FTA, Rebounds Off Def Tot, PF, TP, A TO Blk Stl, Min. Rows for CANNON, Paige; LASS, Kadri-Ann; OMOGROSSO, Chassidy; VOJINOVIC, Julijana; BAZELAK, Libby; BOVELL, Halle; RICHARDSON, Conon; SOLE, Laia; KALIN, Amanda; Team.

Summary statistics table for Duquesne: 1st FG %, 2nd FG %, 3rd FG %, 4th FG %, Game FG %, 3FG %, FT %, Deadball Rebounds.

Penn State 58 • 5-4

Table with columns: ## Player, Total FG-FGA, 3-Ptr FG-FGA, FT-FTA, Rebounds Off Def Tot, PF, TP, A TO Blk Stl, Min. Rows for Alisia Smith; Karisma Ortiz; Siyeh Frazier; Kamaria McDaniel; Teniya Page; Leah Knizner; Lauren Ebo; Bexley Wallace; Team.

Summary statistics table for Penn State: 1st FG %, 2nd FG %, 3rd FG %, 4th FG %, Game FG %, 3FG %, FT %, Deadball Rebounds.

Officials: Kevin Pethel, Kylie Galloway, Natasha Camy
Technical fouls: Duquesne-None, Penn State-None.
Attendance: 1989

Score by periods table for Game 9: Duquesne vs Penn State.

Points In Off 2nd Fast Bench table for Game 9.

Last FG - DUQ 4th-01:53, PSU 4th-00:28.
Largest lead - DUQ by 8 4th-05:32, PSU by 6 2nd-07:30.
DUQ led for 19:43, PSU led for 15:27. Game was tied for 04:50.

Score tied - 5 times.
Lead changed - 3 times.

GAME 10: PENN STATE 80, ST. BOAVENTURE 65

Official Basketball Box Score -- Game Totals -- Final Statistics
St. Boaventure vs Penn State
12/9/18 2:01 PM at University Park, Pa. - Bryce Jordan Cntr

St. Boaventure 65 • 3-7

Table with columns: ## Player, Total FG-FGA, 3-Ptr FG-FGA, FT-FTA, Rebounds Off Def Tot, PF, TP, A TO Blk Stl, Min. Rows for OLIVER, Amanda; JOHNSON, Asiana; MAYCOCK, McKenna; FRANCIS, Deja; LOGAN, Dajah; MIGLIORE, Danielle; JORNLIN, Carrie; CALABRESE, Emily; DEL MORAL, Claudia; PAULSON, Bree; Team.

Summary statistics table for St. Boaventure: 1st FG %, 2nd FG %, 3rd FG %, 4th FG %, Game FG %, 3FG %, FT %, Deadball Rebounds.

Penn State 80 • 6-4

Table with columns: ## Player, Total FG-FGA, 3-Ptr FG-FGA, FT-FTA, Rebounds Off Def Tot, PF, TP, A TO Blk Stl, Min. Rows for Alisia Smith; Karisma Ortiz; Siyeh Frazier; Kamaria McDaniel; Teniya Page; Amari Carter; Kayleigh Semion; Lauren Ebo; Bexley Wallace; Team.

Summary statistics table for Penn State: 1st FG %, 2nd FG %, 3rd FG %, 4th FG %, Game FG %, 3FG %, FT %, Deadball Rebounds.

Officials: Michael McConnell, Mark Resch, Karleena Tobin
Technical fouls: St. Boaventure-None, Penn State-None.
Attendance: 2152

Score by periods table for Game 10: St. Boaventure vs Penn State.

Points In Off 2nd Fast Bench table for Game 10.

Last FG - SBUV 4th-00:49, PSU 4th-00:15.
Largest lead - SBUV by 7 1st-02:41, PSU by 15 4th-00:15.
SBUV led for 15:52, PSU led for 22:12. Game was tied for 01:56.

Score tied - 6 times.
Lead changed - 9 times.

GAME 11: PENN STATE 80, AMERICAN 59

Official Basketball Box Score -- Game Totals -- Final Statistics
American vs Penn State
12/16/18 2:01 PM at University Park, Pa. - Bryce Jordan Cntr

American 59 • 4-5

Table with columns: ## Player, Total FG-FGA, 3-Ptr FG-FGA, FT-FTA, Rebounds Off Def Tot, PF, TP, A TO Blk Stl, Min. Rows for Carl, Cecily; Lewis, Kaitlyn; Sanders, Indeya; Marenji, Kaitlyn; Koskimies, Elina; Bartner, Morgan; Fisher, Emily; Edwards, Jade; Brown, Taylor; Doring, Maddie; Graytok, Laura; Team.

Summary statistics table for American: 1st FG %, 2nd FG %, 3rd FG %, 4th FG %, Game FG %, 3FG %, FT %, Deadball Rebounds.

Penn State 80 • 7-4

Table with columns: ## Player, Total FG-FGA, 3-Ptr FG-FGA, FT-FTA, Rebounds Off Def Tot, PF, TP, A TO Blk Stl, Min. Rows for Alisia Smith; Amari Carter; Karisma Ortiz; Siyeh Frazier; Teniya Page; Kamaria McDaniel; Kayleigh Semion; Leah Knizner; Lauren Ebo; Sarah McMurtry; Bexley Wallace; Team.

Summary statistics table for Penn State: 1st FG %, 2nd FG %, 3rd FG %, 4th FG %, Game FG %, 3FG %, FT %, Deadball Rebounds.

Officials: Beverly Roberts, Jennifer Rezac, Natasha Camy
Technical fouls: American-None, Penn State-None.
Attendance: 2257

Score by periods table for Game 11: American vs Penn State.

Points In Off 2nd Fast Bench table for Game 11.

Last FG - AU 4th-03:20, PSU 4th-00:44.
Largest lead - AU by 4 1st-07:16, PSU by 21 4th-00:44.
AU led for 10:55, PSU led for 24:19. Game was tied for 03:36.

Score tied - 9 times.
Lead changed - 7 times.

GAME 12: #4 MARYLAND 77, PENN STATE 61

Official Basketball Box Score -- Game Totals -- Final Statistics
#4 Maryland vs Penn State
12/28/18 7:01 PM at University Park, Pa. - Bryce Jordan Cntr

#4 Maryland 77 • 12-0, 1-0

Table with columns: ## Player, Total FG-FGA, 3-Ptr FG-FGA, FT-FTA, Rebounds Off Def Tot, PF, TP, A TO Blk Stl, Min. Rows for Shakira Austin; Stephanie Jones; Kaia Charles; Taylor Mikeseel; Blair Watson; Chanisse Lewis; Brianna Fraser; Team.

Summary statistics table for #4 Maryland: 1st FG %, 2nd FG %, 3rd FG %, 4th FG %, Game FG %, 3FG %, FT %, Deadball Rebounds.

Penn State 61 • 7-5, 0-1

Table with columns: ## Player, Total FG-FGA, 3-Ptr FG-FGA, FT-FTA, Rebounds Off Def Tot, PF, TP, A TO Blk Stl, Min. Rows for Alisia Smith; Amari Carter; Karisma Ortiz; Siyeh Frazier; Teniya Page; Kamaria McDaniel; J. Travascio-Green; Lauren Ebo; Bexley Wallace; Team.

Summary statistics table for Penn State: 1st FG %, 2nd FG %, 3rd FG %, 4th FG %, Game FG %, 3FG %, FT %, Deadball Rebounds.

Officials: Dee Kantner, Kevin Pethel, Talisa Green
Technical fouls: #4 Maryland-None, Penn State-None.
Attendance: 2259

Score by periods table for Game 12: #4 Maryland vs Penn State.

Points In Off 2nd Fast Bench table for Game 12.

Last FG - UMD 4th-00:57, PSU 4th-08:49.
Largest lead - UMD by 16 4th-00:57, PSU by 7 2nd-09:32.
UMD led for 19:24, PSU led for 16:09. Game was tied for 04:27.

Score tied - 9 times.
Lead changed - 10 times.



**2018-19 Penn State Women's Basketball
Penn State Season Schedule/Results & Leaders (as of Dec 29, 2018)
All games**

RECORD:	OVERALL	HOME	AWAY	NEUTRAL
ALL GAMES	7-5	6-4	1-1	0-0
CONFERENCE	0-1	0-1	0-0	0-0
NON-CONFERENCE	7-4	6-3	1-1	0-0

Date	Opponent	Score	Att. High Points	High Rebounds
11/08/18	PROVIDENCE	W 74-72	2115 (15)Amari Carter	(7)Sam Breen (7)Alisia Smith
11/11/18	#24 CALIFORNIA	58-75 L	2406 (17)Siyeh Frazier	(11)Alisia Smith
11/14/18	at Fordham	W 72-55	639 (25)Teniya Page	(8)Alisia Smith
11/18/18	PRINCETON	Wot 79-71	2026 (23)Teniya Page	(11)Alisia Smith
11/21/18	NORTH DAKOTA	W 75-68	1881 (17)Alisia Smith	(8)Alisia Smith
11/25/18	STONY BROOK	70-81 L	2018 (34)Teniya Page	(6)Karisma Ortiz
11/29/18	at Florida State	58-87 L	2501 (24)Kamaria McDaniel	(8)Siyeh Frazier
12/2/18	JACKSONVILLE	W 80-61	2121 (27)Teniya Page	(14)Alisia Smith
12/5/18	DUQUESNE	58-64 L	1989 (18)Kamaria McDaniel	(7)Alisia Smith
12/9/18	ST. BONAVENTURE	W 80-65	2152 (23)Teniya Page	(12)Lauren Ebo
12/16/18	AMERICAN	W 80-59	2257 (18)Amari Carter	(12)Lauren Ebo
12/28/18	*#4 MARYLAND	61-77 L	2259 (24)Teniya Page	(8)Kamaria McDaniel

* - Conference game

Attendance Summary	Games	Attend	Avg/Game
Home	10	21224	2122
Away	2	3140	1570
Neutral	0	0	0
Total	12	24364	2030

**2018-19 Penn State Women's Basketball
Penn State Team Game-by-Game (as of Dec 29, 2018)
All games**

TEAM STATISTICS

Opponent	Date	Score		Total		3-Pointers		Free throws		Rebounds				pf	a	t/o	blk	stl	pts	avg
				fg-fga	pct	3fg-fga	pct	ft-fta	pct	off	def	tot	avg							
PROVIDENCE	11/08/18	74-72	W	27-62	.435	5-15	.333	15-19	.789	15	31	46	46.0	20	13	22	3	9	74	74.0
#24 CALIFORNIA	11/11/18	58-75	L	21-72	.292	5-21	.238	11-15	.733	19	21	40	43.0	19	13	15	5	9	58	66.0
at Fordham	11/14/18	72-55	W	29-63	.460	5-14	.357	9-11	.818	5	27	32	39.3	15	15	12	3	9	72	68.0
PRINCETON	11/18/18	79-71	Wot	23-59	.390	5-15	.333	28-34	.824	12	37	49	41.8	19	12	21	5	8	79	70.8
NORTH DAKOTA	11/21/18	75-68	W	23-50	.460	3-18	.167	26-34	.765	8	18	26	38.6	17	14	15	2	10	75	71.6
STONY BROOK	11/25/18	70-81	L	22-48	.458	2-15	.133	24-31	.774	9	21	30	37.2	18	7	22	4	12	70	71.3
at Florida State	11/29/18	58-87	L	24-55	.436	3-13	.231	7-11	.636	8	22	30	36.1	12	5	18	2	3	58	69.4
JACKSONVILLE	12/2/18	80-61	W	28-68	.412	9-20	.450	15-20	.750	14	29	43	37.0	20	16	19	15	13	80	70.8
DUQUESNE	12/5/18	58-64	L	24-62	.387	3-18	.167	7-12	.583	12	24	36	36.9	14	12	15	3	7	58	69.3
ST. BONAVENTURE	12/9/18	80-65	W	27-70	.386	8-22	.364	18-23	.783	16	28	44	37.6	19	16	9	6	6	80	70.4
AMERICAN	12/16/18	80-59	W	32-73	.438	5-22	.227	11-16	.688	14	28	42	38.0	11	22	5	6	7	80	71.3
#4 MARYLAND	12/28/18	61-77	L	22-62	.355	7-25	.280	10-19	.526	9	20	29	37.2	19	7	15	2	5	61	70.4
Penn State		845		302-744	.406	60-218	.275	181-245	.739	141	306	447	37.2	203	152	188	56	98	845	70.4
Opponents		835		318-768	.414	82-244	.336	117-167	.701	154	324	478	39.8	231	178	204	33	87	835	69.6

Games played: 12
Points/game: 70.4
FG Pct: 40.6
3FG Pct: 27.5
FT Pct: 73.9

Rebounds/game: 37.2
Assists/game: 12.7
Turnovers/game: 15.7
Assist/turnover ratio: 0.8
Steals/game: 8.2
Blocks/game: 4.7

**2018-19 Penn State Women's Basketball
Penn State Team High/Low Analysis (as of Dec 29, 2018)
All games**

Penn State - TEAM GAME HIGHS

POINTS	80	AMERICAN (12/16/18)
	80	ST. BONAVENTURE (12/9/18)
	80	JACKSONVILLE (12/2/18)
	79	PRINCETON (11/18/18)
	75	NORTH DAKOTA (11/21/18)
FIELD GOALS MADE	32	AMERICAN (12/16/18)
	29	at Fordham (11/14/18)
FIELD GOAL ATTEMPTS	73	AMERICAN (12/16/18)
	72	#24 CALIFORNIA (11/11/18)
FIELD GOAL PERCENTAGE	.460 (29-63)	at Fordham (11/14/18)
	.460 (23-50)	NORTH DAKOTA (11/21/18)
3 PT FIELD GOALS MADE	9	JACKSONVILLE (12/2/18)
	8	ST. BONAVENTURE (12/9/18)
3 PT FG ATTEMPTS	25	#4 MARYLAND (12/28/18)
	22	AMERICAN (12/16/18)
	22	ST. BONAVENTURE (12/9/18)
3 PT FG PERCENTAGE	.450 (9-20)	JACKSONVILLE (12/2/18)
	.364 (8-22)	ST. BONAVENTURE (12/9/18)
FREE THROWS MADE	28	PRINCETON (11/18/18)
	26	NORTH DAKOTA (11/21/18)
FREE THROW ATTEMPTS	34	NORTH DAKOTA (11/21/18)
	34	PRINCETON (11/18/18)
FREE THROW PERCENTAGE	.824 (28-34)	PRINCETON (11/18/18)
	.818 (9-11)	at Fordham (11/14/18)
REBOUNDS	49	PRINCETON (11/18/18)
	46	PROVIDENCE (11/08/18)
ASSISTS	22	AMERICAN (12/16/18)
	16	ST. BONAVENTURE (12/9/18)
	16	JACKSONVILLE (12/2/18)
STEALS	13	JACKSONVILLE (12/2/18)
	12	STONY BROOK (11/25/18)
BLOCKED SHOTS	15	JACKSONVILLE (12/2/18)
	6	AMERICAN (12/16/18)
	6	ST. BONAVENTURE (12/9/18)
TURNOVERS	22	STONY BROOK (11/25/18)
	22	PROVIDENCE (11/08/18)
FOULS	20	JACKSONVILLE (12/2/18)
	20	PROVIDENCE (11/08/18)

**2018-19 Penn State Women's Basketball
Penn State Player High/Low Analysis (as of Dec 29, 2018)
All games**

Penn State - INDIVIDUAL GAME HIGHS

Points	34		Teniya Page vs Stony Brook (11/25/18)
	27		Teniya Page vs Jacksonville (12/2/18)
	25		Teniya Page at Fordham (11/14/18)
	24		Teniya Page vs #4 Maryland (12/28/18)
	24		Kamaria McDaniel at Florida State (11/29/18)
Field Goals Made	12		Teniya Page vs Stony Brook (11/25/18)
	10		Teniya Page vs #4 Maryland (12/28/18)
	10		Kamaria McDaniel at Florida State (11/29/18)
	10		Teniya Page at Fordham (11/14/18)
Field Goal Att.	22		Teniya Page vs Stony Brook (11/25/18)
	20		Teniya Page at Fordham (11/14/18)
FG Pct (min 5 made)	.875	(7-8)	Alisia Smith vs American (12/16/18)
	.778	(7-9)	Alisia Smith vs North Dakota (11/21/18)
3-Point FG Made	5		Teniya Page vs Jacksonville (12/2/18)
	4		Amari Carter vs St. Bonaventure (12/9/18)
	4		Kamaria McDaniel vs Jacksonville (12/2/18)
	4		Amari Carter vs Princeton (11/18/18)
3-Point FG Att.	9		Teniya Page vs #4 Maryland (12/28/18)
	9		Teniya Page vs Jacksonville (12/2/18)
3-Pt FG Pct (min 3 made)	.667	(4-6)	Amari Carter vs St. Bonaventure (12/9/18)
	.667	(4-6)	Kamaria McDaniel vs Jacksonville (12/2/18)
Free Throws Made	10		Alisia Smith vs Princeton (11/18/18)
	9		Teniya Page vs Stony Brook (11/25/18)
Free Throw Att.	11		Teniya Page vs Stony Brook (11/25/18)
	11		Teniya Page vs Princeton (11/18/18)
FT Pct (min 5 made)	1.000	(10-10)	Alisia Smith vs Princeton (11/18/18)
	1.000	(6-6)	Amari Carter vs North Dakota (11/21/18)
	1.000	(5-5)	Teniya Page vs American (12/16/18)
Rebounds	14		Alisia Smith vs Jacksonville (12/2/18)
	12		Lauren Ebo vs American (12/16/18)
	12		Lauren Ebo vs St. Bonaventure (12/9/18)
Assists	8		Teniya Page vs American (12/16/18)
	7		Teniya Page vs Duquesne (12/5/18)
Steals	5		Siyeh Frazier vs Jacksonville (12/2/18)
	4		Alisia Smith vs Jacksonville (12/2/18)
	4		Siyeh Frazier vs North Dakota (11/21/18)
	4		Siyeh Frazier at Fordham (11/14/18)
	4		Alisia Smith vs #24 California (11/11/18)
Blocked Shots	4		Siyeh Frazier vs Jacksonville (12/2/18)
	3		Lauren Ebo vs St. Bonaventure (12/9/18)
	3		Lauren Ebo vs Jacksonville (12/2/18)
	3		Karisma Ortiz vs Jacksonville (12/2/18)
	3		Alisia Smith vs #24 California (11/11/18)
Turnovers	6		Karisma Ortiz vs Jacksonville (12/2/18)
	6		Lauren Ebo vs Stony Brook (11/25/18)
Fouls	5		Alisia Smith vs St. Bonaventure (12/9/18)
	5		Karisma Ortiz vs Duquesne (12/5/18)
	5		Siyeh Frazier vs Stony Brook (11/25/18)

**2018-19 Penn State Women's Basketball
Penn State Points-Rebounds-Assists (as of Dec 29, 2018)
All games**

Opponent	Date	Score		01	02	03	04	05	11	12
				SMITH,ALIS	CARTER,AMA	ORTIZ,KARI	FRAZIER,SI	MCDANIEL,K	PAGE,TENIY	SEMION,KAY
PROVIDENCE	11/08/18	74-72	w	13-7-0	15-5-1	0-3-1	10-3-3	12-6-4	13-2-3	DNP
#24 CALIFORNIA	11/11/18	58-75	L	10-11-0	5-4-4	4-4-1	17-2-0	7-2-1	10-6-4	DNP
at Fordham	11/14/18	72-55	w	16-8-1	5-5-3	6-7-5	15-5-3	2-1-1	25-5-2	DNP
PRINCETON	11/18/18	79-71	w	16-11-1	17-5-2	7-4-2	11-7-2	5-5-0	23-6-4	0-1-0
NORTH DAKOTA	11/21/18	75-68	w	17-8-0	13-2-5	0-1-2	15-5-5	9-2-1	15-2-1	0-0-0
STONY BROOK	11/25/18	70-81	L	4-4-1	0-0-0	6-6-1	6-4-1	13-2-1	34-3-2	0-1-1
at Florida State	11/29/18	58-87	L	DNP	DNP	2-4-4	4-8-1	24-4-0	16-0-0	0-0-0
JACKSONVILLE	12/2/18	80-61	w	11-14-2	DNP	2-4-4	14-4-2	17-3-2	27-6-4	0-0-1
DUQUESNE	12/5/18	58-64	L	4-7-0	DNP	2-3-1	10-4-3	18-4-1	15-5-7	DNP
ST. BONAVENTURE	12/9/18	80-65	w	4-2-0	12-3-3	2-9-6	17-4-2	5-1-1	23-1-4	0-3-0
AMERICAN	12/16/18	80-59	w	14-5-1	18-4-6	3-6-2	6-5-1	13-1-2	17-5-8	0-0-0
#4 MARYLAND	12/28/18	61-77	L	2-4-0	4-1-2	3-1-0	5-3-0	16-8-3	24-5-2	DNP

Opponent	Date	Score		22	24	31	33	34	43
				KNIZNER,LE	BREEN,SAM	TRAVASCIO-	EBO,LAUREN	MCMURTRY,S	WALLACE,BE
PROVIDENCE	11/08/18	74-72	w	DNP	9-7-1	DNP	0-6-0	DNP	2-5-0
#24 CALIFORNIA	11/11/18	58-75	L	DNP	0-2-2	DNP	1-4-1	DNP	4-3-0
at Fordham	11/14/18	72-55	w	0-0-0	3-1-0	DNP	DNP	DNP	0-0-0
PRINCETON	11/18/18	79-71	w	DNP	0-1-0	DNP	0-4-0	DNP	0-0-1
NORTH DAKOTA	11/21/18	75-68	w	DNP	DNP	DNP	6-2-0	DNP	0-0-0
STONY BROOK	11/25/18	70-81	L	0-0-0	DNP	DNP	4-1-0	DNP	3-4-0
at Florida State	11/29/18	58-87	L	DNP	DNP	DNP	3-6-0	DNP	9-5-0
JACKSONVILLE	12/2/18	80-61	w	0-0-0	DNP	DNP	9-5-0	DNP	0-1-1
DUQUESNE	12/5/18	58-64	L	0-1-0	DNP	DNP	8-5-0	DNP	1-1-0
ST. BONAVENTURE	12/9/18	80-65	w	DNP	DNP	DNP	15-12-0	DNP	2-1-0
AMERICAN	12/16/18	80-59	w	0-0-0	DNP	DNP	9-12-2	0-0-0	0-0-0
#4 MARYLAND	12/28/18	61-77	L	DNP	DNP	5-1-0	2-4-0	DNP	0-0-0

**2018-19 Penn State Women's Basketball
Penn State Combined Team Statistics (as of Dec 29, 2018)
Conference games only**

RECORD:	OVERALL	HOME	AWAY	NEUTRAL
ALL GAMES	0-1	0-1	0-0	0-0
CONFERENCE	0-1	0-1	0-0	0-0
NON-CONFERENCE	0-0	0-0	0-0	0-0

#	Player	gp-gs	min	avg	Total		3-Point		F-Throw		Rebounds				pf	dq	a	to	blk	stl	pts	avg		
					fg-fga	fg%	3fg-fga	3fg%	ft-fta	ft%	off	def	tot	avg										
11	Teniya Page	1-1	38	38.0	10-16	.625	3-9	.333	1-2	.500	0	5	5	5.0	4	0	2	5	0	1	24	24.0		
05	Kamaria McDaniel	1-0	30	30.0	6-12	.500	2-4	.500	2-3	.667	3	5	8	8.0	2	0	3	1	0	3	16	16.0		
31	J. Travascio-Green	1-0	20	20.0	1-8	.125	1-7	.143	2-2	1.000	1	0	1	1.0	0	0	0	0	1	0	5	5.0		
04	Siyeh Frazier	1-1	13	13.0	1-5	.200	0-1	.000	3-4	.750	1	2	3	3.0	3	0	0	3	0	1	5	5.0		
02	Amari Carter	1-1	34	34.0	2-10	.200	0-3	.000	0-0	.000	0	1	1	1.0	2	0	2	0	0	0	4	4.0		
03	Karisma Ortiz	1-1	11	11.0	1-1	1.000	1-1	1.000	0-0	.000	0	1	1	1.0	0	0	0	2	0	0	3	3.0		
33	Lauren Ebo	1-0	24	24.0	1-4	.250	0-0	.000	0-2	.000	1	3	4	4.0	4	0	0	0	1	0	2	2.0		
01	Alisia Smith	1-1	28	28.0	0-6	.000	0-0	.000	2-6	.333	2	2	4	4.0	3	0	0	4	0	0	2	2.0		
43	Bexley Wallace	1-0	2	2.0	0-0	.000	0-0	.000	0-0	.000	0	0	0	0.0	1	0	0	0	0	0	0	0.0		
Team											1	1	2											
Total.....		1	200		22-62	.355	7-25	.280	10-19	.526	9	20	29	29.0	19	0	7	15	2	5	61	61.0		
Opponents.....		1	200		28-60	.467	5-11	.455	16-24	.667	14	38	52	52.0	17	0	15	19	3	5	77	77.0		

TEAM STATISTICS	PSU	OPP	Date	Opponent	Score	Att.
SCORING	61	77	* 12/28/18	#4 MARYLAND	L 61-77	2259
Points per game	61.0	77.0				
Scoring margin	-16.0	-				
FIELD GOALS-ATT	22-62	28-60				
Field goal pct	.355	.467				
3 POINT FG-ATT	7-25	5-11				
3-point FG pct	.280	.455				
3-pt FG made per game	7.0	5.0				
FREE THROWS-ATT	10-19	16-24				
Free throw pct	.526	.667				
F-Throws made per game	10.0	16.0				
REBOUNDS	29	52				
Rebounds per game	29.0	52.0				
Rebounding margin	-23.0	-				
ASSISTS	7	15				
Assists per game	7.0	15.0				
TURNOVERS	15	19				
Turnovers per game	15.0	19.0				
Turnover margin	+4.0	-				
Assist/turnover ratio	0.5	0.8				
STEALS	5	5				
Steals per game	5.0	5.0				
BLOCKS	2	3				
Blocks per game	2.0	3.0				
ATTENDANCE	2259	0				
Home games-Avg/Game	1-2259	0-0				
Neutral site-Avg/Game	-	0-0				

Score by Periods	1st	2nd	3rd	4th	Totals
Penn State	21	20	16	4	61
Opponents	18	21	17	21	77

**2018-19 Penn State Women's Basketball
Penn State Combined Team Statistics (as of Dec 29, 2018)
All games**

RECORD:	OVERALL	HOME	AWAY	NEUTRAL
ALL GAMES	7-5	6-4	1-1	0-0
CONFERENCE	0-1	0-1	0-0	0-0
NON-CONFERENCE	7-4	6-3	1-1	0-0

#	Player	gp-gs	min	avg	Total		3-Point		F-Throw		Rebounds				pf	dq	a	to	blk	stl	pts	avg
					fg-fga	fg%	3fg-fga	3fg%	ft-fa	ft%	off	def	tot	avg								
11	Teniya Page	12-12	439	36.6	82-203	.404	22-71	.310	56-74	.757	5	41	46	3.8	18	0	41	30	1	12	242	20.2
05	Kamaria McDaniel	12-4	311	25.9	51-123	.415	13-49	.265	26-36	.722	9	30	39	3.3	21	0	17	16	4	18	141	11.8
04	Siyeh Frazier	12-12	336	28.0	47-115	.409	4-19	.211	32-42	.762	15	39	54	4.5	38	2	23	33	5	27	130	10.8
01	Alisia Smith	11-11	291	26.5	39-82	.476	0-0	.000	33-43	.767	35	46	81	7.4	33	2	6	29	14	15	111	10.1
02	Amari Carter	9-8	276	30.7	30-82	.366	16-40	.400	13-13	1.000	5	24	29	3.2	15	1	26	10	3	10	89	9.9
33	Lauren Ebo	11-5	220	20.0	24-52	.462	0-0	.000	9-18	.500	24	37	61	5.5	31	0	3	21	16	1	57	5.2
31	J. Travascio-Green	1-0	20	20.0	1-8	.125	1-7	.143	2-2	1.000	1	0	1	1.0	0	0	0	0	1	0	5	5.0
03	Karisma Ortiz	12-6	322	26.8	16-40	.400	2-15	.133	3-5	.600	9	43	52	4.3	22	1	29	33	9	10	37	3.1
24	Sam Breen	4-0	42	10.5	4-11	.364	2-5	.400	2-4	.500	3	8	11	2.8	3	0	3	4	0	2	12	3.0
43	Bexley Wallace	12-2	113	9.4	8-16	.500	0-0	.000	5-8	.625	8	12	20	1.7	20	0	2	10	3	1	21	1.8
12	Kayleigh Semion	7-0	35	5.0	0-5	.000	0-5	.000	0-0	.000	2	3	5	0.7	1	0	2	0	0	1	0	0.0
34	Sarah McMurtry	1-0	1	1.0	0-0	.000	0-0	.000	0-0	.000	0	0	0	0.0	0	0	0	0	0	0	0	0.0
22	Leah Knizner	5-0	19	3.8	0-7	.000	0-7	.000	0-0	.000	0	1	1	0.2	1	0	0	1	0	1	0	0.0
Team											25	22	47				1					
Total.....		12	2425		302-744	.406	60-218	.275	181-245	.739	141	306	447	37.2	203	6	152	188	56	98	845	70.4
Opponents.....		12	2425		318-768	.414	82-244	.336	117-167	.701	154	324	478	39.8	231	8	178	204	33	87	835	69.6

TEAM STATISTICS	PSU	OPP	Date	Opponent	Score	Att.
SCORING	845	835	11/08/18	PROVIDENCE	W 74-72	2115
Points per game	70.4	69.6	11/11/18	#24 CALIFORNIA	L 58-75	2406
Scoring margin	+0.8	-	11/14/18	at Fordham	W 72-55	639
FIELD GOALS-ATT	302-744	318-768	11/18/18	PRINCETON	Wot 79-71	2026
Field goal pct	.406	.414	11/21/18	NORTH DAKOTA	W 75-68	1881
3 POINT FG-ATT	60-218	82-244	11/25/18	STONY BROOK	L 70-81	2018
3-point FG pct	.275	.336	11/29/18	at Florida State	L 58-87	2501
3-pt FG made per game	5.0	6.8	12/2/18	JACKSONVILLE	W 80-61	2121
FREE THROWS-ATT	181-245	117-167	12/5/18	DUQUESNE	L 58-64	1989
Free throw pct	.739	.701	12/9/18	ST. BONAVENTURE	W 80-65	2152
F-Throws made per game	15.1	9.8	12/16/18	AMERICAN	W 80-59	2257
REBOUNDS	447	478	* 12/28/18	#4 MARYLAND	L 61-77	2259
Rebounds per game	37.2	39.8				
Rebounding margin	-2.6	-				
ASSISTS	152	178				
Assists per game	12.7	14.8				
TURNOVERS	188	204				
Turnovers per game	15.7	17.0				
Turnover margin	+1.3	-				
Assist/turnover ratio	0.8	0.9				
STEALS	98	87				
Steals per game	8.2	7.3				
BLOCKS	56	33				
Blocks per game	4.7	2.8				
ATTENDANCE	21224	3140				
Home games-Avg/Game	10-2122	2-1570				
Neutral site-Avg/Game	-	0-0				

Score by Periods	1st	2nd	3rd	4th	OT	Totals
Penn State	192	195	211	231	16	845
Opponents	189	218	230	190	8	835



1 | ALISIA SMITH

F | So./So. | 6-3
Lansing, Mich.



2 | AMARI CARTER

G | Sr./Jr. | 5-8
Washington D.C.



3 | KARISMA ORTIZ

G | Fr./Fr. | 6-0
San Jose, Calif.



4 | SIYEH FRAZIER

G | Jr./Jr. | 5-9
Detorit, Mich.



5 | KAMARIA MCDANIEL

G | So./So. | 5-10
Inkster, Mich.



11 | TENIYA PAGE

G | Sr./Sr. | 5-7
Chicago, Ill.



12 | KAYLEIGH SEMION

G | Sr./Sr. | 5-6
Dunmore, Pa.



22 | LEAH KNIZNER

G | Sr./Sr. | 5-9
Greensburg, Pa.



31 | JAIDA TRAVASCIO-GREEN

G | Jr./Jr. | 6-2
Lisle, Ill.



33 | LAUREN EBO

F | Fr./Fr. | 6-4
Washington D.C.



34 | SARAH McMURTRY

G | Sr./Sr. | 5-6
Pittsburgh, Pa.



43 | BEXLEY WALLACE

F | Fr./Fr. | 6-3
Pickerington, Ohio



COQUESE WASHINGTON

Head Coach
12th Season
Notre Dame '93



ITORO COLEMAN

Assistant Coach
Eighth Season
Clemson '00



TAMIKA JETER

Assistant Coach
Third Season
Connecticut '02



GEOFF LANIER

Assistant Coach
First Season
Southern Conn. State '92

PRONUNCIATIONS

Amari Carter
Lauren Ebo
Siyeh Frazier
Leah Knizner
Kamaria McDaniel
Karisma Ortiz
Teniya Page
Kayleigh Semion

Uh-mar-E
EE-bo
sigh-uh Frasier
KIZZ-ner
Kuh-mar-E-uh
Charisma
tuh-NYE-uh
Simm-ee-in

Alisia Smith
Jaida Travascio-Green
Coquese Washington
Itoro Coleman
Tamika Jeter
Geoff Lanier

Uh-lee-see-uh
jay-duh truh-VOSS-ee-o
ko-KWEES
E-tore-uh
Jet-ur
Jeff Lan-yer