

2022-23 PENN STATE MEN'S BASKETBALL

GAME 13 | PENN STATE VS. DELAWARE STATE | DEC. 29, 2022 | BRYCE JORDAN CENTER

2022-23 SCHEDULE

Date Opponent Time/Result

NOVEMBER

7	WINTHROP	W, 93-68
10	LOYOLA MARYLAND	W, 90-65
14	BUTLER#	W, 68-62
17	vs. Furman%	W, 73-68
18	vs. Virginia Tech%	L, 59-61
20	vs. Colorado State%	W, 68-56
25	LAFAYETTE	W, 70-57
29	at Clemson^	L, 94-101 (2OT)

DECEMBER

7	MICHIGAN STATE*	L, 58-67
10	at #17 Illinois*	W, 74-59
18	CANISIUS	W, 97-67
22	QUINNIPIAC	W, 77-68
29	DELAWARE STATE	2 PM

JANUARY

1	IOWA*	5:30 PM
4	at Michigan*	7 PM
8	vs. #1 Purdue*&	6 PM
11	#16 INDIANA*	7 PM
17	at #15 Wisconsin*	8:30 PM
21	NEBRASKA*	2:15 PM
24	at Rutgers*	6:30 PM
29	MICHIGAN*	Noon

FEBRUARY

1	at #1 Purdue*	6:30 PM
5	at Nebraska*	4:30 PM
8	#15 WISCONSIN*	8:30 PM
11	at Maryland*	Noon
14	ILLINOIS*	7 PM
18	at Minnesota*	9 PM
23	at Ohio State*	6:30 PM
26	RUTGERS*	6:30 PM

MARCH

1	at Northwestern*	9 PM
5	MARYLAND*	Noon
8-12	Big Ten Tournament	

- Gavitt Games

% - Charleston Classic

^ - ACC/Big Ten Challenge

& - Game played at The Palestra (Philadelphia)

* Big Ten Opponent

HOME GAMES IN CAPS

All times Eastern Standard Time

STRATEGIC COMMUNICATIONS

MBB Primary Contact.....Chelsea Vielhauer
Cell Phone.....610-937-4035
Email.....cpv5026@psu.edu

MBB Secondary Contact.....Matt Rudisill
Email.....mpr5529@psu.edu

GAME DAY INFORMATION

PENN STATE NITTANY LIONS
9-3 | 1-1 Big Ten

VS.

DELAWARE STATE HORNETS
1-11 | 0-0 MEAC



TEAM INFORMATION

Team Name.....Hornets
Head Coach.....Stan Waterman (2nd)
Delaware State Record: 3-35
NET Ranking.....357
KenPom Ranking.....361
Current Streak.....L10

TEAM INFORMATION

Team Name.....Nittany Lions
Head Coach.....Micah Shrewsberry (2nd)
PSU Record: 23-20
NET Ranking.....49
KenPom Ranking.....34
Current Streak.....W3

GAME COVERAGE

VIDEO | BIG+

RADIO | Penn State Sports Network - 103.7 FM & 1450 AM - Steve Jones & Dick Jerardi
NATIONAL RADIO | SiriusXM Ch. 381 - SXM App. Ch. 971






OPENING TIPS

- The Nittany Lions return to action following holiday break Thursday afternoon when Penn State hosts Delaware State in the non-conference finale at the BJC.
- Penn State is 9-3 on the season and riding a three-game win streak into Thursday's game.
- Jalen Pickett leads PSU in scoring (16.6 ppg), rebounds (7.7 rpg) and assists (7.8 apg) and is the only player in Division I averaging 16/7/7. Seth Lundy (13.7 ppg), Andrew Funk (11.8 ppg) & Camren Wynter (10.2 ppg) also average double-digit points.

IF PENN STATE BEATS DELAWARE STATE

- Penn State would win its fourth-straight game.
- Penn State would wrap up non-conference play with a 9-2 record.
- The Nittany Lions would improve to 7-1 at home this season.

LAST GAME STARTING LINEUP

	#2 MYLES DREAD Sr.+ G/F 6-4	PPG 7.8	RPG 2.5	APG 1.0	MPG 22.9
	#3 KEBBA NJIE Fr. F 6-10	PPG 4.9	RPG 4.0	APG 0.6	MPG 13.5
	#10 ANDREW FUNK Sr.+ G 6-5	PPG 11.8	RPG 2.1	APG 1.8	MPG 32.7
	#11 CAMREN WYNTER Sr.+ G 6-2	PPG 10.2	RPG 3.1	APG 2.0	MPG 27.6
	#22 JALEN PICKETT Sr.+ G 6-4	PPG 16.6	RPG 7.7	APG 7.8	MPG 34.7

NITTANY LION RESERVES

No.	Name	Pos.	Ht.	Elig.	PPG	RPG	APG	MPG
0	Kanye Clary	G	5-11	Fr.	3.5	0.5	0.6	9.2
1	Seth Lundy	G/F	6-6	Sr.	13.7	6.7	1.2	29.1
4	Caleb Dorsey	F	6-7	Jr.	3.0	2.4	0.5	12.5
5	Jameel Brown	G	6-4	Fr.	2.0	1.8	0.2	8.3
12	Evan Mahaffey	G/F	6-6	Fr.	2.2	1.5	0.2	9.0
14	Demetrius Lilley	F	6-10	Fr.	1.3	0.7	0.0	4.3
15	Dan Conlan	G	6-4	Sr.	0.0	0.3	0.0	2.9
23	Dallion Johnson	G	6-3	Jr.	3.1	1.5	0.5	11.9
24	Michael Henn	F	6-8	Sr.+	3.8	0.8	0.3	6.6
33	Andy Christos	G	6-5	Jr.	0.0	0.0	0.0	1.7
35	Ishaan Jagiasi	G	6-1	Sr.	0.0	0.0	0.5	1.1

PENN STATE QUICK FACTS

University Information

Location.....University Park, Pa.
 Founded.....1855
 Enrollment.....48,197 (UP Overall)
 Nickname.....Nittany Lions
 School Colors.....Blue and White
 Conference.....Big Ten
 President.....Dr. Neeli Bendapudi
 VP For Intercollegiate Athletics.....Dr. Patrick Kraft
 Deputy AD (MBB Administrator).....Adam Miller
 Facility (Capacity).....Bryce Jordan Center (15,261)
 All-Time Record at BJC.....272-157 (27th season)

Men's Basketball Staff

Head Coach.....Micah Shrewsberry (Hanover '99)
 Penn State Record: 23-20 (2nd season)
 Career Record (Includes NAIA): 38-68 (4th season)
 Assoc. Head Coach.....Adam Fisher (Penn St. '06)
 Assistant Coach.....Aki Collins (Clark Atlanta '97)
 Assistant Coach.....Mike Farrelly (St. Joseph's '03)
 Chief of Staff.....Nick Colella (Penn St. '13)
 Dir. of Recruiting.....Brian Snow (Ohio State '07)
 Dir. of Player Dev.....Mike Green (Butler '08)
 Asst. to Head Coach.....Tre Whitted (Marshall '07)
 Video Coord.....Grady Eifert (Purdue '19)
 Athletic Trainer.....Justin Pomar (Iowa State '14)
 Athletic Performance.. Greg Miskinis (Penn St. '08)

Program History

First Year of Men's Basketball.....1897
 No. of Seasons.....126 (127th in 2022-23)
 All-Time Record.....1,531-1,231
 All-Time Big Ten Record.....174-355
 NCAA Tournament App./Last.....9/2011
 NCAA Tournament Record.....9-11
 NIT App./Last.....11/2018 - champs
 NIT Record.....27-9
 CBI App./Last.....1/2014
 CBI Record.....1-1

Team Information

2021-22 Record.....14-17
 Home - 10-5
 Away - 1-10
 Neutral - 3-2
 Big Ten Record (finish).....7-13 (t-10)
 Home - 6-4
 Away - 1-9
 Letterwinners Returning/Lost.....8/7
 Starters Returning/Lost.....4/1
 Big Ten Tournament.....Quarterfinals
 Postseason.....n/a

#WeAre

Men's Basketball Twitter.....@PennStateMBB
 Men's Basketball Instagram.....pennstateMBB
 Men's Basketball Facebook.....Penn State Basketball
 Penn State Athletics Twitter.....@GoPSUSports
 Penn State Athletics Website.....gopsusports.com
 Hashtags.....#WeAre

Contact

Ticket Office Phone.....1-800-NITTANY
 Bryce Jordan Center Press Row.....814-863-3294
 Strategic Communications Office.....814-865-1757

9-3

Penn State is off to a 9-3 start to the 2022-23 season, its best since the 2019-20 slate. Four of the Nittany Lions' nine wins have come over teams currently ranked in the top 100 of the KenPom rankings, and Penn State's only three losses were a two-point neutral-site defeat to Virginia Tech, a double-overtime road loss at Clemson, and a loss to Michigan State in a game that was a one-possession contest until the final two minutes.

BALL SECURITY

Penn State leads the nation in fewest turnovers per game (8.6) and assist-to-turnover ratio (1.87).

The Nittany Lions are coming off back-to-back games in which they turned the ball over just three times against Canisius and Quinnipiac. In the two games combined, Penn State dished 39 assists compared to just six turnovers.

FIRING ON ALL CYLINDERS

Penn State's offense is vastly improved from a season ago in year two under head coach Micah Shrewsberry. Here's a look at Penn State's offensive metrics thus far this year compared to the 2021-22 season:

Stat	22-23	21-22	Diff.
Points/game	76.8	64.6	+12.2
FG%	46.7%	43.2%	+3.5%
3FG%	39.8%	34.2%	+5.6%
3FG made/game	11.3	8.0	+3.3
Assists/game	16.1	11.9	+4.2
Turnovers/game	8.6	11.8	-3.2

STOUT D

Penn State's stout defense has held 11 of its 12 opponents this season under 70 points, including three under 60 points. The Nittany Lions have held four of their opponents to more than 10 points under their season-long scoring average:

Team	PPG	vs. PSU	Diff.
Furman	82.6	68	-14.6
Virginia Tech	75.4	61	-14.4
Colorado State	76.2	56	-20.2
#17 Illinois	77.5	59	-18.5

NATIONAL NUMBERS

Penn State and Nittany Lion players rank in the top 25 in the nation in a number of statistical categories as of Dec. 27:

Team Stat	Value	Rank.
Fewest turnovers/game	8.6	1
Assist/Turn. Ratio	1.87	1
3FG made/game	11.3	4
3FG%	39.8%	15
FT%	76.9%	20
Effective FG%	0.562	27

Player Stat	Value	Rank.
Assist/Turn. Ratio - Pickett	4.65	1
Assists/game - Pickett	7.8	3
3FG% - Dread	46.9%	18

THE THREE IS KEY

Penn State ranks fourth in the nation with 11.3 3-pointers made per game. The Nittany Lions are shooting the long ball at a 39.8 percent (136-342) clip, a mark that ranks 15th in the country.

The 3-point line has existed in the college game for 36 years. Heading into this season, Penn State had never made more than 15 3-pointers in a single game, but the Nittany Lions did so twice in the first two games of the season. Penn State drilled a program-record 18 3-pointers in the Nov. 7 season opener against Winthrop, besting the previous school mark of 15 that was reached on three occasions. The Nittany Lions followed that up with 16 treys on Nov. 10 against Loyola Maryland.

Penn State has made double-digit 3-pointers in nine of its 12 games this season.

Penn State's performance from beyond the arc has proven to be critical to its success:

	9 Wins	3 Losses
3FG%	42.6%	32.3%
3FG made/game	11.8	10.0

THE MAESTRO

Big Ten Player of the Week Jalen Pickett is the only player in the country currently averaging at least 16 points per game, 7 rebounds per game and 7 assists per game. The point guard is averaging 16.6 points, 7.7 rebounds and 7.8 assists per game while shooting 46.9 percent (82-175) from the field through the first 12 games of the season.

Pickett leads the country with a 4.65 assist-to-turnover ratio, and his 7.8 assists per game rank third in the nation.

The Rochester, N.Y. native is the only guard in the Big Ten that ranks in the top 10 in scoring (5th), rebounding (8th) and assists (1st) amongst conference players. He's recorded a triple-double and four double-doubles through 12 games this season.

He put together the second triple-double and first points-rebounds-assists triple-double in Penn State history Nov. 14 against Butler with his 15 points, 10 rebounds and 11 assists. Penn State's only other triple-double came in 1998 when all-time great Calvin Booth tallied 19 points, 10 rebounds and 10 blocks against Dayton in an NIT game. Pickett's triple-double was just the eighth turnover-free triple-double by a collegiate player in the last four seasons.

DREAD NEARING 1,000

Myles Dread needs just 15 points to reach the 1,000 career point milestone. Dread would become the 38th all-time member of Penn State's 1,000-point club.

ELITE EFFICIENCY FOR LUNDY

Senior Seth Lundy is producing at an elite level on both ends of the floor through the first 12 games of the season. The Paulsboro, N.J. native is one of eight players nationally and the only player in the Big Ten that is averaging more 10 points and 6 rebounds per game while shooting at least 60% from 2-point range, 40% from 3-point range and 75% from the charity stripe.

Lundy is averaging 13.7 points and 6.7 rebounds per game while shooting 67.6% from two, 44.2% from three and 78.0% from the free throw line.

Lundy has scored in double figures in 10 of 11 games played this season. In addition to his offensive consistency, Lundy serves as one of the team's top defenders and is consistently tasked with guarding the opposing team's best players.

1-2 PUNCH

Penn State's duo of Myles Dread and Andrew Funk have provided a lethal 1-2 punch on the perimeter as they both rank in the top four in the Big Ten in both 3-point field goal percentage and 3-pointers made per game.

Myles Dread (2.5 3-pointers/game) leads the Big Ten in 3-point field goal percentage, converting his looks from deep at a 46.9 percent clip that is 18th in the nation. Andrew Funk has made a Big Ten-best 2.9 3-pointers per contest at a 42.2 percent clip, the second-best 3FG% in the Big Ten behind only Dread.

BIG RANKED ROAD WIN

Penn State picked up its largest road win against a ranked Big Ten team in program history on Dec. 10 when Penn State defeated #17 Illinois 74-59 in Champaign.

The Nittany Lions handed #17 Illinois its first home loss of the season and its largest loss of the season. The Illini, who were coming off a win over then-No. 2 Texas, had not lost a game by double-digits this season. Penn State controlled a nine-point halftime lead and held off several Illinois runs in the second half while shooting 50.0 percent (12-24) from 3-point range to earn the dominant road win.

Andrew Funk and Jalen Pickett scored 20 points apiece to lead four Nittany Lions in double figures. Funk was 6-for-9 from deep while Pickett added seven rebounds and six assists to round out his strong overall performance. Seth Lundy finished with 16 points and seven rebounds while Myles Dread nailed five triples for 15 points.

1,500/500/500

Jalen Pickett (1,751 points, 598 rebounds, 691 assists) and Camren Wynter (1,779 points, 530 rebounds, 601 assists) are two of just three active Division I players with career marks of 1,500+ points, 500+ rebounds and 500+ assists.

Wyoming's Hunter Maldonado (1,841 points, 714 rebounds, 553 assists) is the only other active DI player to have reached the multi-faceted achievement.

TWO OF THE TOP NINE

Jalen Pickett and Camren Wynter rank No. 2 and No. 9 respectively in career assists amongst active Division I players. Pickett owns 691 assists while Wynter has 601.

SHARING THE ROCK

The Nittany Lions have tallied 15 or more assists in eight of their 12 games this season after reaching the 15-assist mark just six times all of last season.

Penn State dished 21 assists on Nov. 10 against Loyola Maryland after tallying 24 in the Nov. 7 season opener against Winthrop. It marked the first time Penn State has recorded 20-plus assists in back-to-back games since Jan. 2, 2018 (20 at Maryland) and Dec. 30, 2017 (22 vs. Coppin State).

THE OPPOSITION

SCOUTING DELAWARE STATE

- The Hornets will be looking for their first win against a Division I opponent this season when Delaware State travels to Happy Valley Thursday.
- DSU is 1-11 on the season with its lone win coming in the form of a 104-67 victory over Immaculata on Nov. 10.
- The Hornets will be playing for the first time since Dec. 20 when Delaware State fell 58-51 at home to Wagner.
- Brandon Stone leads the team with 12.2 points and 5.1 rebounds per game.
- Khyrie Staten follows with 10.2 points per game.

AGAINST THE HORNETS

- Penn State and Delaware State are set to meet for the fourth time in program history. The Nittany Lions are 3-0 all-time against the Hornets.
- The two teams last met on Dec. 15, 2012, an 80-76 overtime win for the Nittany Lions in Happy Valley.

BY THE NUMBERS

STATISTIC	PENN STATE	DEL. STATE
Scoring Offense	76.8	62.7
Scoring Defense	66.6	76.5
Scoring Margin	+10.2	-13.8
Field Goal Pct.	46.7	42.0
Field Goal Pct. Defense	40.1	47.2
Free Throw Pct.	76.9	66.3
3FG Made Per Game	11.3	5.5
3FG Pct.	39.8	33.3
3FG Pct. Defense	32.5	40.8
Rebounding	34.6	32.9
Rebounding Allowed	36.5	35.0
Rebounding Margin	-1.9	-2.1
Assists	16.1	12.0
Steals	5.2	6.3
Turnovers	8.6	16.0

INSIDE THE SERIES

Overall: Penn State leads, 3-0
 Last Meeting: Dec. 15, 2012 - Penn State 80-76(OT)
 Current Streak: Penn State 3
 Against Delaware State at Home: 1-0
 Against Delaware State on the Road: 0-0
 Neutral Locations vs. Delaware State: 2-0

Previous Meetings:
 Dec. 15, 2012 (Home) Penn State 80-76 (OT)
 Dec. 29, 1993 (Neutral) Penn State 64-53
 Nov. 30, 1990 (Neutral) Penn State 88-70

THE CAPTAINS

Four Nittany Lions were elected as captains for the 2022-23 season. Jalen Pickett, Seth Lundy, Myles Dread and Andrew Funk will each hold the captain title this season.

Coach Shrewsberry had this to say about his four captains: "Jalen, Seth, Andrew and Myles have each been great leaders for our program throughout the summer and fall. Not only have they served as on-court leaders for their teammates, but each of them has also helped drive and enforce the culture of our program. All four of them play an important role for our team this year and are very deserving of the captain title."

BACK-TO-BACK TOP 30 CLASSES

Head Coach Micah Shrewsberry has signed his second-straight top-30 recruiting class, as three highly-touted signees inked their National Letters of Intent on National Signing Day Nov. 9.

Penn State's three-member class currently ranks 24th in the nation according to 247 sports and 27th according to ESPN. It marks the first time in program history that the Nittany Lions have signed back-to-back top-30 recruiting classes, both of which have come under Shrewsberry.

The three-member class is comprised of Carey Booth (Englewood, Colo.), Logan Imes (Zionsville, Ind.) and Braeden Shrewsberry (State College, Pa.).

Booth is an ESPN Top 100 recruit (No. 75), and ranked as the No. 15 power forward in his class per 247 Sports. He is the second-highest ranked recruit in program history behind Tony Carr and the highest-ranked recruit of Shrewsberry's tenure. Booth is Shrewsberry's second ESPN Top 100 signee (also Kebba Njie).

Imes is an ESPN four-star prospect who ranks as the No. 24 combo guard in the 2023 class and No. 6 overall player in the state of Indiana per 247 Sports.

Braeden Shrewsberry, Micah's oldest son, is an ESPN four-star prospect and ranked as the No. 33 shooting guard in the 2023 class and No. 4 player in the state of Pennsylvania per 247 Sports.

CAREER MILESTONE WATCH

2,000 Points Camren Wynter Jalen Pickett	Current Mark 1,779 1,751
1,500 Points Andrew Funk	Current Mark 1,371
1,000 Points Myles Dread Seth Lundy	Current Mark 985 924
700 Assists Jalen Pickett Camren Wynter	Current Mark 691 601
600 Rebounds Jalen Pickett Camren Wynter	Current Mark 598 530
300 3-Pointers Myles Dread	Current Mark 262
250 3-Pointers Andrew Funk Jalen Pickett	Current Mark 225 211
200 3-Pointers Seth Lundy Camren Wynter	Current Mark 160 150
200 Steals Jalen Pickett Camren Wynter	Current Mark 160 146

MEDIA INFORMATION

SHREWSBERRY AVAILABILITY

Coach Shrewsberry will be available for weekly media sessions during the regular season. Interview requests outside of these availabilities should be arranged through Chelsea Vielhauer in the Strategic Communications office.

PLAYER INTERVIEWS

All student-athlete interviews must be arranged through Chelsea Vielhauer at least 72 hours in advance. Interviews will not be granted on game day prior to tip-off. Player phone numbers will not be released. Following games, requested Penn State student-athletes will be made available. The Penn State locker room is closed.

CREDENTIALS

Press credentials are issued to accredited members of the working media only. Requests for credentials should be directed to Chelsea Vielhauer at least one week in advance of each game. Press credentials can be picked up at the media entrance to the Bryce Jordan Center.

PHOTOGRAPHERS

A photo pass must be issued to gain access courtside in the Bryce Jordan Center. Please contact Chelsea Vielhauer one week in advance for photo passes. Courtside photographers must follow NCAA guidelines.

RADIO NETWORKS

The Penn State Sports Network originates from the first row of Booth C23 in the press area. Visiting radio stations are located on the first row of Booth C22 in the press area. Visiting radio is provided Ethernet, POTS and ISDN connections.

PRESS ROW SEATING

The press seating area is located atop section 122 and 123 of the Bryce Jordan Center. Please allow several minutes when taking the elevator to the press room or media seating areas.

GAME NOTES

Game notes will be provided at least 24 hours in advance of each game. Penn State, Big Ten and opposing team game notes will be available online. If you would like to receive game notes via email, please contact Chelsea Vielhauer in the Strategic Communications office.

MEDIA SCHEDULE - DECEMBER 26-JANUARY 1

MONDAY	TUESDAY	WEDNESDAY	THURSDAY	FRIDAY	SATURDAY	SUNDAY
	Weekly Media Availability 1:30 PM Head Coach Micah Shrewsberry Zoom		Penn State vs. Delaware State 2 PM BIG+ Postgame Availability			Penn State vs. Iowa 5:30 PM Big Ten Network Postgame Availability
		Game Notes Available			Game Notes Available	

SINGLE-GAME RECORDS

POINTS

Points.....129 vs. VMI, 12/30/06
 Points/Half.....69 (2nd) vs. Rutgers, 12/14/55
 Points/Half (Low since 1960).....7 at Army, 2/5/66
 Points/Combined.....240 vs. VMI, 12/30/06
 (PSU 129, VMI 111)
 Points/In Loss:102 at Indiana, 2/1/19 (3OT)

SCORING MARGINS

Victory Margin.....58 vs. Ithaca, 1/17/53
 (PSU 105, Ithaca 47)
 Losing Margin.....53 at Navy, 12/4/85
 (Navy 103, PSU 50)

FIELD GOALS

Field Goals.....49 vs. Muhlenberg, 12/12/77
 Fewest Field Goals.....7 vs. Pittsburgh, 3/1/52
 Field Goal Attempts.....105 vs. Gettysburg, 1/12/53
 Field Goal Att/Combined.....177 at Duke, 1/5/65
 Field Goal %.....69.6 (32-46) vs. Army, 2/17/79
 Field Goal % Half.....90.0 (18-20, 2nd) vs. Army,
 2/17/79
 Field Goal % Low.....20.51 (16-78) vs. Syracuse,
 1/6/57

3-POINT FIELD GOALS

3-Pt. Field Goals.....18, vs. Winthrop, 11/7/22
 3-Pt. Field Goal Attempts.....39
 at Purdue (10 made), 1/17/21
 3-Pt. Field Goal % (min. 10 att.).....78.6 (11-14)
 at Ohio State, 1/25/18
 3-Pt. Field Goal % (min. 7 att.).....85.7 (6-7)
 at Massachusetts, 2/23/89

FREE THROWS

Free Throws Made.....42, vs. Siena, 3/20/00
 Free Throw Attempts.....53 vs. Duquesne, 1/12/91
 Free Throw Att./Combined....96 vs. Lehigh, 2/6/56
 Free Throw Att./Low.....0, 3 times
 most recently vs. Temple, 2/6/74
 Free Throw Att./Low Combined..0 vs. Lock Haven,
 1900
 Free Throw %.....100% (16-16) at Villanova, 1/25/78
 100% (5-5) at Alabama, 12/21/18

REBOUNDS

Rebounds.....71 vs. Cornell, 12/4/71
 Rebound Margin.....+39 (67-28)
 vs. Loyola (Md.), 1/26/81

STEALS/ASSISTS/BLOCKS

Steals.....19 vs. Indiana (Pa.), 12/1/82
 Assists.....36 vs. VMI, 12/30/06
 Blocks.....16 vs. Nebraska, 3/11/15

FOULS

Personal Fouls.....39, 2 times
 at Alaska, 11/25/78
 at Duquesne, 1/10/83
 Personal Fouls Combined.....68 at Alaska, 11/25/78
 Personal Fouls/Low.....0 vs. Lock Haven, 1900
 Personal Fouls/Low, Combined...0 vs. Lock Haven,
 1900

OVERTIME

Overtime Periods.....5 vs. Temple, 2/14/45
 (Temple 63, PSU 60)

YEAR TWO

Penn State enters its second season under head coach Micah Shrewsberry in 2022-23. Shrewsberry came to Penn State with a wealth of experience and success at both the collegiate and NBA levels, having coached in six NCAA Tournaments, two NCAA Final Fours, five NBA Playoffs and two NBA Conference Finals.

Shrewsberry immediately put his stamp on the Nittany Lion program during his first season at the helm. He engineered the Big Ten's best scoring defense in 2021-22 and guided the Nittany Lions to their best defensive season (65.0 points allowed per game) in 11 years. The Nittany Lions advanced to the quarterfinal round of the Big Ten Tournament after winning two postseason games, making Shrewsberry one of just two first-year Big Ten coaches since 2008 to win two Big Ten Tournament games. The regular season saw Penn State earn a number of statement wins, including victories over 19th-ranked Michigan State, Big Ten Tournament champion Iowa, and NCAA Tournament participants Indiana and Rutgers.

CORE RETURNEES

An experienced group of returnees headline the 2022-23 roster as Penn State returns four starters and eight letterwinners from the 2021-22 campaign.

The Nittany Lions' 2021-22 leading scorer returns in Jalen Pickett. The guard led Penn State in scoring (13.3 ppg), assists (135), steals (35) and minutes played (37.2 mpg) a season ago. Senior Seth Lundy is coming off a 2021-22 season in which he finished as the team's second-leading scorer (11.9 ppg) and third-leading rebounder (4.9 ppg) while emerging as the team's top defender.

Myles Dread sits in the top five in program history in career 3-pointers made and returns to utilize the extra year of eligibility granted by the NCAA due to the COVID-19 pandemic. Penn State also returns junior Dallion Johnson who broke into the starting lineup for the final 14 games of the 2021-22 season, in addition to classmate Caleb Dorsey.

TRANSFER HAUL

The Nittany Lions added three highly-accomplished graduate transfers this spring who brought 3,666 career points, 1,236 career rebounds and 901 career assists to Happy Valley.

Guards Andrew Funk (Bucknell) and Camren Wynter (Drexel) each averaged double-digit points in their final three seasons at their respective previous institutions and are primed to bolster an already strong backcourt. Forward Mikey Henn (Denver) will add experience to an otherwise young frontcourt.

HIGHEST-RANKED CLASS IN PROGRAM HISTORY

Penn State's five-man freshman class, Shrewsberry's first recruiting class, is the highest-ranked recruiting class in program history and ranks as a consensus top-30 class in the nation by all major recruiting services.

The five-man class is comprised of guards Jameel Brown (Philadelphia, Pa.), Kanye Clary (Virginia Beach, Va.), wing Evan Mahaffey (Cincinnati, Ohio), and forwards Demetrius Lilley (Philadelphia, Pa.) and Kebba Njie (Centerville, Ohio).

DE-FENSE!

The Nittany Lions led the Big Ten in scoring defense a season ago, allowing just 65.0 points per game. Penn State's mark of 66.2 points allowed per conference game also led the Big Ten.

Penn State's 65.0 points per game allowed was its best defensive mark since the 2010-11 team surrendered just 62.5 points per contest.

THE 2022-23 SLATE

Penn State hosts 16 home games inside the Bryce Jordan Center to highlight the 2022-23 schedule.

The Nittany Lions played their first three games of the season at home before heading to the Charleston Classic for three tournament contests. Penn State's only true road game of non-conference play comes on Nov. 29 in the ACC/Big Ten Challenge at Clemson.

The Nittany Lions open conference play at home on Dec. 7 when Penn State hosts Michigan State. Five weekend games inside the Bryce Jordan Center highlight the Nittany Lions' home conference slate, while Penn State will also host Purdue in the historic Palestra on Sunday, Jan. 8.

BACK TO PHILLY

Penn State makes its return to the historic Palestra on Sunday, Jan. 8, when the Nittany Lions host Purdue in the City of Brotherly Love. General public tickets for the contest are already sold out.

The Nittany Lions have won both Big Ten games they've previously hosted in the "Cathedral of College Basketball", defeating Michigan State in 2017 and Iowa in 2020. Penn State has played 60 total games in The Palestra dating back to 1927.

The 2022-23 Nittany Lion roster includes several student-athletes with Philadelphia-area ties including Seth Lundy (Paulsboro, N.J.; Roman Catholic), Jameel Brown (Philadelphia, Pa.; Westtown School), Andrew Funk (Warrington, Pa.; Archbishop Wood), Demetrius Lilley (Philadelphia, Pa.; Lower Merion) and Camren Wynter (transfer from Drexel.)

NATIONAL POLLS - WEEK 8

AP TOP 25

Rank	Team	Record	Pts.	Prev.
1.	Purdue (40)	12-0	1478	1
2.	UConn (20)	13-0	1459	2
3.	Houston	12-1	1351	3
4.	Kansas	11-1	1299	4
5.	Arizona	12-1	1274	5
6.	Texas	10-1	1144	7
7.	Tennessee	10-2	1068	8
8.	Alabama	10-2	1067	9
9.	Arkansas	11-1	1017	10
10.	Gonzaga	10-3	940	11
11.	UCLA	11-2	906	13
12.	Baylor	9-2	888	12
13.	Virginia	8-2	861	6
14.	Miami	12-1	658	22
15.	Wisconsin	9-2	570	17
16.	Indiana	10-3	513	18
17.	Duke	10-3	500	14
18.	TCU	10-1	480	20
19.	Kentucky	8-3	439	19
20.	Auburn	10-2	237	23
21.	Mississippi State	11-1	215	15
22.	Xavier	10-3	147	RV
	New Mexico	12-0	147	RV
24.	West Virginia	10-2	126	RV
25.	North Carolina	9-4	112	RV

Others receiving votes: Charleston 102, **Maryland 87**, Memphis 74, **Illinois 65**, **Ohio State 59**, **Virginia Tech 57**, Missouri 57, San Diego State 39, Iowa State 19, Marquette 12, Texas Tech 10, **Michigan State 7**, Providence 6, Kansas State 5, USC 4, San Francisco 1

COACHES POLL

Rank	Team	Record	Pts.	Prev.
1.	Purdue (25)	12-0	790	1
2.	UConn (7)	13-0	772	2
3.	Houston	12-1	718	3
4.	Kansas	11-1	695	4
5.	Arizona	12-1	673	5
6.	Texas	10-1	605	7
7.	Arkansas	11-1	541	8
8.	UCLA	11-2	540	9
9.	Alabama	10-2	532	10
10.	Tennessee	10-2	523	11
11.	Gonzaga	10-3	493	12
12.	Virginia	8-2	483	6
13.	Baylor	9-2	477	13
14.	Duke	10-3	312	14
15.	Wisconsin	9-2	292	18
16.	Miami	12-1	290	22
17.	Kentucky	8-3	280	16
18.	Indiana	10-3	213	21
19.	TCU	10-1	202	19
20.	Mississippi State	11-1	169	15
21.	Maryland	9-3	96	23
22.	Illinois	8-4	90	16
23.	Auburn	10-2	88	24
24.	West Virginia	10-2	87	RV
25.	Xavier	10-3	79	RV

Others receiving votes: **Ohio State 70**, North Carolina 56, **Virginia Tech 50**, Memphis 27, New Mexico 26, Missouri 19, Iowa State 17, Kansas State 15, San Diego State 13, Charleston 12, Arizona State 9, Providence 7, USC 7, Marquette 6, Saint Mary's 5, Florida Atlantic 5, Texas Tech 4, **Rutgers 4**, **Michigan State 4**, **Iowa 2**, Utah State 2

STARTING LINEUPS

OPP.	G	G	G	G/F	F	Rec
Winthrop	Pickett	Wynter	Funk	Lundy	Dorsey	1-0
Loyola (Md.)	Pickett	Wynter	Funk	Lundy	Dorsey	2-0
Butler	Pickett	Wynter	Funk	Lundy	Dorsey	3-0
vs. Furman	Pickett	Wynter	Funk	Lundy	Dorsey	4-0
vs. Virginia Tech	Pickett	Wynter	Funk	Lundy	Dorsey	4-1
vs. Colorado State	Pickett	Wynter	Funk	Lundy	Njie	1-0
Lafayette	Pickett	Wynter	Funk	Lundy	Njie	2-0
at Clemson	Pickett	Wynter	Funk	Lundy	Njie	2-1
Michigan State	Pickett	Wynter	Funk	Lundy	Njie	2-2
at #17 Illinois	Pickett	Wynter	Funk	Dread	Lundy	1-0
Canisius	Pickett	Wynter	Funk	Dread	Dorsey	5-1
Quinnipiac	Pickett	Wynter	Funk	Dread	Njie	1-0
Delaware State						
Iowa						
at Michigan						
vs. Purdue						
Indiana						
at Wisconsin						
Nebraska						
at Rutgers						
Michigan						
at Purdue						
at Nebraska						
Wisconsin						
at Maryland						
Illinois						
at Minnesota						
at Ohio State						
Rutgers						
at Northwestern						
Maryland						

MISCELLANEOUS STATISTICS

Games Led Penn State in Scoring*	
Pickett	7
Lundy	3
Funk	2
Wynter	2
Games Led Penn State in Rebounds*	
Lundy	5
Pickett	5
Njie	2
Dorsey	1
Games Led Penn State in Assists	
Pickett	12
Games Double-Figure Scoring	
Lundy	10
Pickett	10
Funk	7
Wynter	6
Dread	4
Clary	1
Henn	1
Njie	1
Games With 20 or more Points	
Pickett	5
Funk	3
Lundy	2
Wynter	1
Games With 10 or more Rebounds	
Pickett	4
Lundy	1
Games With 5 or more Assists	
Pickett	11
Double-Doubles	
Pickett	4
Lundy	1
Triple-Doubles	
Pickett	1

* - includes tied for team lead

PENN STATE WHEN...

Played at home	6-1
Played on the road	1-1
Played at a neutral location	2-1
vs. Top 10 teams	0-0
vs. Top 25 teams	1-0
Games decided by 3 points or less	0-1
Games decided by 4-10 points	3-2
Games decided by 11-19 points	3-0
Games decided by 20 points or more	3-0
Led at the half	9-1
Trailed at the half	0-1
Was tied at the half	0-1
Went to overtime	0-1
Went to double overtime	0-1
Scored 90 or more points	3-1
Scored 80-89 points	0-0
Scored 70-79 points	4-0
Scored 60-69 points	2-0
Scored 50-59 points	0-2
Scored fewer than 50 points	0-0
Allowed 90 or more points	0-1
Allowed 80-89	0-0
Allowed 70-79	0-0
Allowed 60-69	6-2
Allowed 50-59	3-0
Allowed fewer than 50 points	0-0
Shot 50% or more	4-0
Shot 40-49%	5-2
Shot 30-39%	0-1
Shot under 30%	0-0
Allowed 50% or more	0-1
Allowed 40-49%	4-2
Allowed 30-39%	5-0
Allowed under 30%	0-0
Shot better from the field	9-0
Shot same/worse from the field	0-3
Shot better from the FT line	5-1
Shot same/worse from the FT line	4-2
Outrebounded opponents	3-1
Was outrebounded	6-1
Tied opponent in rebounding	0-1
Committed fewer turnovers	8-0
Committed more turnovers	1-2
Turnovers are even	0-1
Committed 15 or more turnovers	0-0
Committed 14 or less turnovers	9-3
Records 7 or more steals	2-0
Records 6 or less steals	7-3
PSU wins the tip	3-1
Opponent wins the tip	6-2

NIITTANY LIONS...

By Time		
Day Game (before 5 p.m. local)	4-1	
Night Game	5-2	
By Month		
November	6-2	
December	3-1	
January	0-0	
February	0-0	
March	0-0	
By Day		
Sunday	2-0	
Monday	2-0	
Tuesday	0-1	
Wednesday	0-1	
Thursday	3-0	
Friday	1-1	
Saturday	1-0	
By Uniform Color		
Wearing white	8-0	
Wearing blue	1-3	
Wearing gray	0-0	
Vs. The Conferences		
ACC	0-2	
BIG EAST	1-0	
Big South	1-0	
Big Ten	1-1	
MAAC	2-0	
MEAC	0-0	
Mountain West	1-0	
Patriot League	2-0	
SoCon	1-0	

BIG TEN STANDINGS

Through games on Dec. 28

	Big Ten		Overall	
	W-L	Pct.	W-L	Pct.
Purdue	2-0	1.00	12-0	1.00
Wisconsin	2-0	1.00	9-2	.818
Northwestern	1-0	1.00	9-2	.818
Ohio State	1-0	1.00	8-3	.727
Michigan	1-0	1.00	7-4	.636
Penn State	1-1	.500	9-3	.750
Michigan St.	1-1	.500	8-4	.667
Rutgers	1-1	.500	8-4	.667
Indiana	1-1	.500	10-3	.769
Maryland	1-1	.500	9-3	.750
Iowa	0-1	.000	8-4	.667
Illinois	0-2	.000	8-4	.667
Nebraska	0-2	.000	7-6	.538
Minnesota	0-2	.000	6-6	.500



This Week Around the BIG

Thursday, Dec. 29

Brown at Northwestern	1 PM
Delaware State at Penn State	2 PM
Alabama A&M at Ohio State	3 PM
Florida A&M at Purdue	5 PM
Iowa at Nebraska	7 PM
UMBC at Maryland	7 PM
Alcorn State at Minnesota	8 PM
Bethune-Cookman at Illinois	8:30 PM

Friday, Dec. 30

Buffalo at Michigan State	6 PM
Western Michigan at Wisconsin	8 PM
Coppin State at Rutgers	8 PM

Sunday, Jan. 1

Maryland at Michigan	4:30 PM
Iowa at Penn State	5:30 PM
Ohio State at Northwestern	7:30 PM

BIG Media Services

Big Ten Weekly Release/Statistics

The Big Ten Conference men's basketball release, with standings and statistics, is available at www.bigten.org.

Big Ten Player of the Week

The Big Ten Conference announces Players of the Week every Monday during the regular season.

Big Ten Tournament

The 2023 Big Ten Men's Basketball Tournament is scheduled for March 8-12 at the United Center in Chicago. For media credential information, contact the Big Ten Conference office at (847) 696-1010 ext. 146.

THE LAST TIME...

TEAM WON / LOSS

PLAYED TOP 25 Team	12/10/22 at No. 17 Illinois (74-59)
BEAT TOP 25 Team	12/10/22 at No. 17 Illinois (74-59)
BEAT TOP 25 TEAM ROAD	12/10/22 at No. 17 Illinois (74-59)
BEAT TOP 10 Team	2/12/19 vs. No. 6 Michigan (75-69)
BEAT TOP 5 Team	12/10/19 vs. No. 4 Maryland (76-69)
BEAT A BIG TEN TEAM BY 20+	2/17/22 vs. Minnesota (67-46)
WON IN OVERTIME	1/31/22 vs. Iowa (90-86 (2ot))
LOST IN OVERTIME	11/29/22 at Clemson (L, 101-94 (2ot))
PLAYED DOUBLE OVERTIME	11/29/22 at Clemson (L, 101-94 (2ot))
PLAYED TRIPLE OVERTIME	2/1/17 at Indiana (L, 110-102 (3ot))
NEVER TRAILED	11/20/22 vs. Colorado State (68-56)
CAME FROM 20+ DOWN TO WIN	3/15/95 (NIT) vs Miami (62-56) (-20)
CAME FROM 15+ DOWN TO WIN	3/10/21 vs. Nebraska (35-20, 2:14 1H) (-15)
Came From 10-14 DOWN TO WIN	3/10/22 vs. No. RV25 Ohio St. (7-20) (-13)
WON BIG TEN ROAD	12/10/22 at No. 17 Illinois (74-59)
WON BIG TEN NEUTRAL	3/11/22 vs. Ohio St. (71-68)
WON TOP 25 BIG TEN ROAD	12/10/22 at No. 17 Illinois (74-59)
WON NON-CONFERENCE ROAD	12/8/20 at No. 15 Virginia Tech (75-55)
WON NON-CONFERENCE NEUTRAL	11/20/22 vs. Colorado St., Charleston Classic (68-56)
LOST BIG TEN AT HOME	12/7/22 vs. Michigan State (67-58)
LOST NON-CONFERENCE AT BJC	12/1/21 vs. Miami (Fla.) (58-63)
LOST NON-CONFERENCE AT REC HALL	12/14/13 vs. Princeton (71-69 (ot))

TEAM SCORING

SCORED 100+	2/1/17 at Indiana (102 (3ot))
ALLOWED 100+	11/29/22 at Clemson, (101 (2ot))
BOTH TEAMS SCORED 100+	2/1/17 at Indiana (L, 110-102 (3ot))
SCORED 90+	12/18/22 vs. Canisius (97)
ALLOWED 90+	11/29/22 at Clemson (101 (2ot))
SCORED 80+	12/18/22 vs. Canisius (97)
CONSECUTIVE GAMES SCORING 80+	
3:	12/20/19 vs. Central Conn. State (87), 12/20/19 vs. Cornell (90) & 1/4/20 vs. Iowa (89)
4:	11/5/19 vs. Maryland Eastern Shore (84), 11/9/19 vs. Wagner (91)
	11/14/19 at Georgetown (81) & 11/19/19 vs. Bucknell (98)
SCORED UNDER 50	2/5/22 at No. 11 Wisconsin (49)
SCORED UNDER 40	2/21/15 at Northwestern (39)
SCORED 60+ IN A HALF	12/19/09 vs. Gardner-Webb (60 2nd)
SCORED 50+ IN FIRST HALF	12/20/19 vs. Central Conn. State, (51)
SCORED 50+ IN SECOND HALF	12/18/22 vs. Canisius (55)
SCORED 45+ IN FIRST HALF	12/10/22 at No. 17 Illinois (47)
BENCH Scored 50+	12/7/05 vs. UMKC (50)
OPP SCORED 45 OR LESS	11/27/21 vs. Oregon State (45)
CONSECUTIVE OPP BELOW 45	2009 at Temple (45) & UMBC (42)
OPP SCORED 40 OR LESS	3/6/14 at Northwestern (32)
CONSECUTIVE OPP BELOW 40	2007 vs. Princeton (38) & Denver (39)
OPP SCORED 10 OR LESS IN HALF	12/15/07 Denver (10)
OPP SCORED 15 OR LESS IN HALF	2/7/15 Nebraska (13)

INDIVIDUAL SCORING

PLAYER 40+ POINTS	Gene Harris (46) vs. Holy Cross, 12/28/1961
PLAYER 35+ POINTS	D.J. Newbill (37) vs. Purdue, 1/17/2015
PLAYER 30-34 POINTS	Seth Lundy (31) at Maryland, 3/7/21
3 PLAYERS 20+ POINTS	Wyner, Lundy & Pickett at Clemson, 11/29/22 (2ot)
2 PLAYERS 20+ POINTS	Andrew Funk (20) & Jalen Pickett (20) at No. 17 Illinois, 12/10/22
6+ PLAYERS 10+ POINTS	12/6/20 vs. Seton Hall (6)
5+ PLAYERS 10+ POINTS	2/25/22 vs. Northwestern (5)
2+ PLAYERS DOUBLE-DOUBLES	1/31/22 vs. Iowa
	John Harrar (19 pts/10 reb) & Seth Lundy (17 pts/11 reb)
NITTANY LION TRIPLE DOUBLE	11/14/22 by Jalen Pickett vs. Butler (15 points, 10 rebounds, 11 assists)

TEAM SHOOTING PERCENTAGES

SHOT 60%+ FG	11/19/19 vs. Bucknell (60.0%)
SHOT 60%+ FG IN BIG TEN	1/3/06 vs Northwestern (64.0%)
SHOT 50%+ FG IN BIG TEN	12/10/22 at No. 17 Illinois (50.0%)
SHOT 70% IN HALF	11/10/22 vs. Loyola Maryland (19-27, 70.4%)
SHOT 60% IN HALF	12/10/22 at No. 17 Illinois (18-29, 62.1%)
SHOT UNDER 30%	11/21/18 vs. Bradley (17-59, 28.8%)
SHOT 70%+ FROM 3PT	PSU record - 1/25/18 at 13/13 Ohio State, (11-14, 78.6%)
SHOT 60%+ FROM 3PT	11/28/10 vs. Furman (12-19, 63.2%)
SHOT 50%+ FROM 3PT	12/18/22 vs. Canisius (13-22, 59.1%)
SHOT 95%+ FROM FT	12/21/18 at Alabama (5-5, 100%)
SHOT 90%+ FROM FT	11/28/20 vs. VMI (13-14, 92.9%)
SHOT 85% FROM FT	12/22/22 vs. Quinnipiac (15-17, 88.2%)
SHOT 40% OR LESS FT	3/3/22 at No. 20 Illinois (1-3, 33.3%)
SHOT 0.0% FT	1/3/12 at Wisconsin (0-1, 0.0%)
OPP SHOT 60%+ FG	12/15/18 vs. NC State (60.7%)
OPP SHOT BELOW 30% FG	12/4/19 vs. Wake Forest (17-58, 29.3%)
OPP SHOT 0.0% 3FG	12/17/17 at George Mason (0-14)

TEAM REBOUNDING

50+ REBOUNDS	1/31/22 vs. Iowa (53, 2OT)
45+ REBOUNDS	2/25/22 vs. Northwestern (45)
20+ OFFENSIVE REBS	1/17/21 at Purdue (23)
20 OR LESS REBOUNDS	2/29/12 at Purdue (17)
OPP 20 OR LESS REBOUNDS	2/11/17 at Illinois (20)

TEAM STEALS, ASSISTS, TURNOVERS & BLOCKS

15+ STEALS	11/28/20 vs VMI (18)
10+ STEALS	2/27/22 vs. Nebraska (10)
30+ ASSISTS	12/30/06 vs. VMI (36)
20+ ASSISTS	12/18/22 vs. Canisius (22)
CONSEC. GAMES/ 20+ ASSISTS:	
	11/10/22 vs. Loyola Maryland (21), 11/7/22 vs. Winthrop (24)
5 OR FEWER TURNOVERS	12/22/22 vs. Quinnipiac (3)
CONSEC. GAMES/ 5 OR FEWER TURNOVERS:	
	12/18/22 vs. Canisius (3), 12/22/22 vs. Quinnipiac (3)
20 + TURNOVERS	11/14/19 at Georgetown (20)
OPP 25+ TURNOVERS	11/28/20 VMI (25)
10+ BLOCKS	12/20/19 vs. Central Conn. (10)
10 PLAYERS 10+ MINUTES	12/18/22 vs. Canisius (10)
NITTANY LION TRIPLE DOUBLE	11/14/22 by Jalen Pickett vs. Butler (15 points, 10 rebounds, 11 assists)

MISCELLANEOUS INDIVIDUAL STATS

PLAYER 20+ REBOUNDS	John Harrar (20) vs. Northwestern, 2/25/22
PLAYER 15+ REBOUNDS	Jalen Pickett (17) vs. Michigan State, 12/7/22
PLAYER 10+ ASSISTS	Jalen Pickett (11) vs. Butler, 11/14/22
PLAYER 5+ STEALS	Jamari Wheeler (5) vs. VMI, 11/28/20
PLAYER 5+ BLOCKS	Mike Watkins (5) vs. Central Conn. State, 12/20/19
PLAYER 5+ BLOCKS, Consec. Games	Mike Watkins (5) vs. Albany, 11/11/16; Duquesne, 11/13/16
PLAYER 6+ THREES	Andrew Funk (6) at No. 17 Illinois, 12/10/22

MISCELLANEOUS TEAM INFORMATION

PENN STATE RANKED ASSOCIATED PRESS	3/2/2020, No. 20
PENN STATE RANKED ASSOCIATED PRESS TOP 10	2/17/2020, No. 9

NUMERICAL ROSTER

#	NAME	POS	CL	HT	WT	HOMETOWN	HIGH SCHOOL / LAST SCHOOL
0	Kanye Clary	G	Fr.	5-11	192	Virginia Beach, Va.	Massanutten Military Academy
1	Seth Lundy	G/F	Sr.	6-6	220	Paulsboro, N.J.	Roman Catholic (Pa.)
2	Myles Dread	G/F	Sr.+	6-4	235	Detroit, Mich.	Gonzaga (Washington D.C.)
3	Kebba Njie	F	Fr.	6-10	237	Centerville, Ohio	La Lumiere (Ind.)
4	Caleb Dorsey	F	Jr.	6-7	235	Westminster, Md.	The Hill School (Pa.)
5	Jameel Brown	G	Fr.	6-4	188	Philadelphia, Pa.	Westtown School
10	Andrew Funk	G	Sr.+	6-5	200	Warrington, Pa.	Archbishop Wood/Bucknell
11	Camren Wynter	G	Sr.+	6-2	200	Hempstead, N.Y.	Holy Trinity/DME Academy/Drexel
12	Evan Mahaffey	G/F	Fr.	6-6	200	Cincinnati, Ohio	Archbishop Moeller
14	Demetrius Lilley	F	Fr.	6-10	260	Philadelphia, Pa.	Lower Merion
15	Dan Conlan	G	Sr.	6-4	186	Sewickley, Pa.	Quaker Valley/Dickinson
22	Jalen Pickett	G	Sr.+	6-4	209	Rochester, N.Y.	Aquinas/SPIRE/Siena
23	Dallion Johnson	G	Jr.	6-3	180	Haverhill, Mass.	Phillips Academy
24	Michael Henn	F	Sr.+	6-8	244	Bellevue, Wash.	Bellevue/Denver
33	Andy Christos	G	Jr.	6-5	186	Madison, N.J.	Madison
35	Ishaan Jagiasi	G	Sr.	6-1	197	Wilmington, Del.	Huntington Prep (W. Va.)

ALPHABETICAL ROSTER

#	NAME	POS	CL	HT	WT	HOMETOWN	HIGH SCHOOL / LAST SCHOOL
5	Jameel Brown	G	Fr.	6-4	188	Philadelphia, Pa.	Westtown School
33	Andy Christos	G	Jr.	6-5	186	Madison, N.J.	Madison
0	Kanye Clary	G	Fr.	5-11	192	Virginia Beach, Va.	Massanutten Military Academy
15	Dan Conlan	G	Sr.	6-4	186	Sewickley, Pa.	Quaker Valley/Dickinson
4	Caleb Dorsey	F	Jr.	6-7	235	Westminster, Md.	The Hill School (Pa.)
2	Myles Dread	G/F	Sr.+	6-4	235	Detroit, Mich.	Gonzaga (Washington D.C.)
10	Andrew Funk	G	Sr.+	6-5	200	Warrington, Pa.	Archbishop Wood/Bucknell
24	Michael Henn	F	Sr.+	6-8	244	Bellevue, Wash.	Bellevue/Denver
35	Ishaan Jagiasi	G	Sr.	6-1	197	Wilmington, Del.	Huntington Prep (W. Va.)
23	Dallion Johnson	G	Jr.	6-3	180	Haverhill, Mass.	Phillips Academy
14	Demetrius Lilley	F	Fr.	6-10	260	Philadelphia, Pa.	Lower Merion
1	Seth Lundy	G/F	Sr.	6-6	220	Paulsboro, N.J.	Roman Catholic (Pa.)
12	Evan Mahaffey	G/F	Fr.	6-6	200	Cincinnati, Ohio	Archbishop Moeller
3	Kebba Njie	F	Fr.	6-10	237	Centerville, Ohio	La Lumiere (Ind.)
22	Jalen Pickett	G	Sr.+	6-4	209	Rochester, N.Y.	Aquinas/SPIRE/Siena
11	Camren Wynter	G	Sr.+	6-2	200	Hempstead, N.Y.	Holy Trinity/DME Academy/Drexel

COACHING STAFF

Peter and Ann Tombros Endowed Head Coach: Micah Shrewsberry (Hanover '99)

Associate Head Coach: Adam Fisher (Penn State '06)

Assistant Coach: Aki Collins (Clark Atlanta '97)

Assistant Coach: Mike Farrelly (St. Joseph's '03)

Chief of Staff: Nicholas Colella (Penn State '13, M'15)

Director of Recruiting: Brian Snow (Ohio State '07)

Director of Player Development: Mike Green (Butler '08)

Assistant to the Head Coach: Tre Whitted (Marshall '07)

Video Coordinator: Grady Eifert (Purdue '19)

Athletic Trainer: Justin Pomar (Iowa State '14)

Assistant Director of Athletic Performance: Greg Miskinis (Penn State '08)

PRONUNCIATIONS

Players

Clary - clair-ee

Dallion - DAL-yin

Dorsey - Door-see

Ishaan Jagiasi - Ih-shawn JAG-ee-ah-see

Mahaffey - muh-HAY-fee

Njie - JIE; 'n' is silent, rhymes with 'eye'

Staff

Aki - AH-key

Eifert - I-fert

Farrelly - FAIR-uh-lee

BY ELIGIBILITY

SENIOR+ (5)

2	Myles Dread	G/F
10	Andrew Funk	G
11	Camren Wynter	G
22	Jalen Pickett	G
24	Michael Henn	F

SENIOR (3)

1	Seth Lundy	G/F
15	Dan Conlan	G
35	Ishaan Jagiasi	G

JUNIOR (3)

4	Caleb Dorsey	F
23	Dallion Johnson	G
33	Andy Christos	G

FRESHMEN (5)

0	Kanye Clary	G
3	Kebba Njie	F
5	Jameel Brown	G
12	Evan Mahaffey	G/F
14	Demetrius Lilley	F

BY STATE/COUNTRY

DELAWARE (1)

35	Ishaan Jagiasi	G
----	----------------	---

MARYLAND (1)

4	Caleb Dorsey	F
---	--------------	---

MASSACHUSETTS (1)

23	Dallion Johnson	G
----	-----------------	---

MICHIGAN (1)

2	Myles Dread	G
---	-------------	---

NEW JERSEY (2)

1	Seth Lundy	F
33	Andy Christos	G

NEW YORK (2)

11	Camren Wynter	G
22	Jalen Pickett	G

OHIO (2)

3	Kebba Njie	F
12	Evan Mahaffey	G/F

PENNSYLVANIA (4)

5	Jameel Brown	G
10	Andrew Funk	G
14	Demetrius Lilley	F
15	Dan Conlan	G

VIRGINIA (1)

0	Kanye Clary	G
---	-------------	---

WASHINGTON (1)

24	Michael Henn	F
----	--------------	---

PETER AND ANN TOMBROS ENDOWED HEAD COACH

MICAH SHREWSBERRY

Micah Shrewsberry was announced as the 14th men's basketball head coach in Penn State history on March 15, 2021, and enters his second season on Happy Valley in 2022-23. Shrewsberry came to Penn State with a wealth of experience and success at both the collegiate and NBA levels, having coached in six NCAA Tournaments, two NCAA Final Fours, five NBA Playoffs, and two NBA Conference Finals.

Shrewsberry immediately put his stamp on the Nittany Lion program during his first season at the helm. He engineered the Big Ten's best scoring defense in 2021-22 and guided the Nittany Lions to their best defensive season (65.0 points allowed per game) in 11 years. The Nittany Lions advanced to the quarterfinal round of the Big Ten Tournament after winning two postseason games, making Shrewsberry one of just two first-year Big Ten coaches since 2008 to win two Big Ten Tournament games. The regular season saw Penn State earn a number of statement wins, including victories over 19th-ranked Michigan State, Big Ten Tournament champion Iowa, and NCAA Tournament participants Indiana and Rutgers.

Shrewsberry's efforts on the recruiting trail were felt immediately as he and the Penn State staff signed the highest ranked recruiting class in Penn State men's basketball history in November 2021, less than eight months into his tenure in Happy Valley. The 2022 signing class ranks as a consensus top-30 class in the nation by all major recruiting services.

Prior to Penn State, Shrewsberry spent the previous two seasons with Big Ten foe Purdue as the associate head coach. As the offensive coordinator, Shrewsberry helped lead the Boilermakers to a fourth-place finish with a 13-6 Big Ten record in 2020-21. Purdue finished with an 18-9 overall mark and earned an NCAA Tournament berth in 2021. Trevion Williams claimed first-team All-Big Ten honors, while Zach Edey and Jaden Ivey were All-Freshman Team selections.

Before his time at Purdue, Shrewsberry spent six seasons (2013-19) with the NBA's Boston Celtics as an assistant coach. During his tenure, the Celtics reached the playoffs in five consecutive seasons, including back-to-back appearances in the Eastern Conference Finals in 2017 and 2018. Under Shrewsberry, Boston ranked sixth in the NBA in 3-pointers made and seventh in 3-point field goal percentage in the 2018-19 season and was second in 3-point field goal percentage in 2017-18, behind the NBA champion Golden State Warriors.

Shrewsberry played a key role in the development of current NBA stars Jaylen Brown and Jayson Tatum, who were the No. 3 picks in the 2016 and 2017 NBA Drafts, respectively. Tatum was an NBA All-Rookie Team first-team selection, while Brown earned second-team All-Rookie honors. Shrewsberry was also an assistant coach in the 2017 NBA All-Star Game.

Shrewsberry's first stint as an assistant coach at Purdue spanned the 2011-12 and 2012-13 seasons where he helped the Boilers reach the second round of the NCAA Tournament. He played an integral role in helping Purdue's offense lead the country in fewest turnovers per game with 8.74 in 2011-12. Under Shrewsberry, Terone Johnson was one of the most improved players in the Big Ten in 2011-12, improving his field goal percentage by nearly 13 percent and upping his scoring average by more than five points per game from his freshman to sophomore year.

The Indianapolis native spent four seasons at Butler University under head coach Brad Stevens. He started his time with the Bulldogs as the coordinator of basketball operations before serving as an assistant coach for three seasons. With Shrewsberry on the bench, the Bulldogs compiled an 87-21 record, won two Horizon League regular-season championships and two Horizon League Tournament titles, and made three NCAA Tournament appearances.

During Shrewsberry's time at Butler, the Bulldogs reached the 2010 and 2011 National Championship games. He aided in the development of Gordon Hayward, who was the 2009 Horizon League Newcomer of the Year, 2010 Horizon League Player of the Year in 2010 and on the Final Four All-Tournament Team in 2010. Hayward was selected as the ninth overall pick in the 2010 NBA Draft by the Utah Jazz.

Shrewsberry was the head coach at Indiana University-South Bend from 2005-07. He served as the Chicagoland Collegiate Athletic Conference (CCAC) Division I Men's Basketball Chair in 2006-07. In his second season at the helm, the Titans showed a nine-game improvement from his inaugural season.

He was also the director of basketball operations at Marshall University (2003-05) and an assistant coach at DePauw University (2001-03) and Wabash College (2000-01). At DePauw, Shrewsberry led the Tigers to a 42-12 record with a pair of conference championships. Shrewsberry started his coaching career as a graduate assistant at the University of Indianapolis in 1999-2000.

As player, Shrewsberry was a three-year starting guard and team tri-captain at Hanover College. He led the Heartland Collegiate Athletic Conference in free throw shooting (.833) and assists (4.4) in 1998-99.

Shrewsberry earned his bachelor's degree in physical education from Hanover College in 1999 and a master's degree in sports management from Indiana State in 2003. He and his wife, Molly, have four children, Braeden, Nicholas, Caitlin and Grace.



Records

Penn State: 23-20 (Second season)

Career (includes NAIA): 38-68
(Fourth season)

Season

Second

Alma Mater

Hanover College '99 (B.A.)
Indiana State '03 (M.S.)

Hometown

Indianapolis, Ind.

Family

Wife: Molly

Children: Braeden, Nicholas,
Caitlin and Grace

Coaching Experience

1999-2000

University of Indianapolis
Graduate Assistant Coach

2001

Wabash
Assistant Coach

2001-03

DePauw
Assistant Coach

2003-05

Marshall
Director of Operations

2005-07

IU-South Bend
Head Coach

2007-08

Butler
Coordinator of Operations

2008-11

Butler
Assistant Coach

2011-13

Purdue
Assistant Coach

2013-19

Boston Celtics
Assistant Coach

2019-21

Purdue
Associate Head Coach

Playing Experience

1996-99

Hanover College

Kanye CLARY

Fr. • Guard • 5-11 • 192 lbs.
Virginia Beach, Va./Massanutten Military Acad.
Major: Telecommunications



CAREER STATS

SEASON	TEAM	GP-GS	MIN/AVG	Field Goals		3-Point		F-Throws		Rebounds				Scoring						
				FG-FGA	FG%	3FG-3FGA	3FG%	FT-FTA	FT%	OFF	DEF	TOT	AVG	PF	FO	A	TO	BLK	STL	PTS
2022-23	PSU	8-0	73/9.2	12-23	.522	1-2	.500	3-3	1.000	1	3	4	0.5	9-0	5	8	0	4	28	3.5
TOTAL		8-0	73/9.2	12-23	.522	1-2	.500	3-3	1.000	1	3	4	0.5	9-0	5	8	0	4	28	3.5

2022-23 GAME-BY-GAME STATS

Opponent	Date	GS	MIN	Total		3-Pointers		Free throws		Rebounds				PF	A	TO	BLK	STL	PTS	AVG
				FG-FGA	PCT	3FG-3FGA	PCT	FT-FTA	PCT	OFF	DEF	TOT	AVG							
Winthrop	11/07/2022		05:05	0-1	.000	0-0	.000	0-0	.000	0	0	0	0.0	2	0	1	0	0	0	0.0
Loyola Maryland	11/10/2022		10:29	3-4	.750	1-1	1.000	0-0	.000	0	1	1	0.5	2	1	0	0	1	7	3.5
vs Colorado St.	11/20/2022		11:24	2-2	1.000	0-0	.000	1-1	1.000	0	0	0	0.3	2	0	1	0	1	5	4.0
Lafayette	11/25/2022		11:02	2-4	.500	0-1	.000	0-0	.000	0	0	0	0.3	2	0	3	0	1	4	4.0
at Clemson	11/29/2022		07:41	1-3	.333	0-0	.000	0-0	.000	1	1	2	0.6	0	1	0	0	0	2	3.6
at Illinois	12/10/2022		12:05	0-2	.000	0-0	.000	0-0	.000	0	1	1	0.7	1	1	1	0	0	0	3.0
Canisius	12/18/2022		13:46	4-7	.571	0-0	.000	2-2	1.000	0	0	0	0.6	0	2	1	0	1	10	4.0
Quinnipiac	12/22/2022		01:49	0-0	.000	0-0	.000	0-0	.000	0	0	0	0.5	0	0	1	0	0	0	3.5
Totals			0 73:21	12-23	.522	1-2	.500	3-3	1.000	1	3	4	0.5	9	5	8	0	4	28	3.5

STAT HIGHS

	2022-23 Season	Career	Big Ten
Points	10, vs. Canisius, 12/18/22	10, vs. Canisius, 12/18/22	---
Rebounds	2, at Clemson, 11/29/22	2, at Clemson, 11/29/22	1, at Illinois, 12/10/22
Assists	2, vs. Canisius, 12/18/22	2, vs. Canisius, 12/18/22	1, at Illinois, 12/10/22
Blocks	---	---	---
Steals	1, 4x, last vs. Canisius, 12/18/22	1, 4x, last vs. Canisius, 12/18/22	---
Minutes	13, vs. Canisius, 12/18/22	13, vs. Canisius, 12/18/22	12, at Illinois, 12/10/22
FG Made	4, vs. Canisius, 12/18/22	4, vs. Canisius, 12/18/22	---
FG Attempted	7, vs. Canisius, 12/18/22	7, vs. Canisius, 12/18/22	2, at Illinois, 12/10/22
3-Point FG Made	1, vs. Loyola (Md.), 11/10/22	1, vs. Loyola (Md.), 11/10/22	---
3-Point FG Attempted	1, 2x, last vs. Lafayette, 11/25/22	1, 2x, last vs. Lafayette, 11/25/22	---
FT Made	2, vs. Canisius, 12/18/22	2, vs. Canisius, 12/18/22	---
FT Attempted	2, vs. Canisius, 12/18/22	2, vs. Canisius, 12/18/22	---

2022-23 NOTES

- Scored career-best 10 points in 13 minutes of action against Canisius (12/18).
- Played 12 minutes in first-career Big Ten game at #17 Illinois (12/10).
- Scored five points and added a steal in 11 minutes of action against Colorado State (11/20).
- Tallied seven points, one rebound, one assist and a steal in 10 minutes of action against Loyola Maryland (11/10).
- Played five minutes in collegiate debut against Winthrop (11/7).
- ESPN 4-star recruit who ranked as the No. 36 point guard in the country...2,000-point scorer, four-year captain and four-time team MVP in high school career at Princess Ann High School and Massanutten Military Academy...Averaged 25.5 points, 7.2 assists, 6.1 rebounds and 1.8 steals per game during senior season in which he earned MVP of Fork Union Military Circuit honors, MVP of VA Preps Classic accolades and all-tournament team at Hargrave Military Circuit...Named first-team All-Tournament at the National Prep Championship in March 2022 after leading Massanutten to the tournament semifinals in March 2022.

1 Seth LUNDY

Sr. • G/F • 6-6 • 220 lbs.
 Paulsboro, N.J./Roman Catholic (Pa.)
 Major: Rehabilitation Human Services



CAREER STATS

SEASON	TEAM	GP-GS	MIN/AVG	Field Goals		3-Point		F-Throws		Rebounds				Scoring						
				FG-FGA	FG%	3FG-3FGA	3FG%	FT-FTA	FT%	OFF	DEF	TOT	AVG	PF-FO	A	TO	BLK	STL	PTS	AVG
2019-20	PSU	31-15	461/14.9	52-132	.394	34-87	.391	27-36	.750	22	63	85	2.7	58-1	17	11	12	9	165	5.3
2020-21	PSU	25-15	595/23.8	87-226	.385	39-122	.320	39-48	.813	29	75	104	4.2	55-0	19	33	14	18	252	10.1
2021-22	PSU	30-30	966/32.2	120-304	.395	64-184	.348	52-60	.867	25	121	146	4.9	68-1	21	63	20	30	356	11.9
2022-23	PSU	11-11	320/29.1	48-89	.539	23-52	.442	32-41	.780	11	63	74	6.7	24-0	13	9	6	6	151	13.7
TOTAL		97-71	2342/24.1	307-751	.409	160-445	.360	150-185	.811	87	322	409	4.2	205-2	70	116	52	63	924	9.5

2022-23 GAME-BY-GAME STATS

Opponent	Date	GS	MIN	Total		3-Pointers		Free throws		Rebounds				PF	A	TO	BLK	STL	PTS	AVG
				FG-FGA	PCT	3FG-3FGA	PCT	FT-FTA	PCT	OFF	DEF	TOT	AVG							
Winthrop	11/07/2022	*	23:20	2-4	.500	2-4	.500	4-7	.571	0	3	3	3.0	1	3	1	1	1	10	10.0
Loyola Maryland	11/10/2022	*	16:42	3-5	.600	2-4	.500	2-3	.667	1	1	2	2.5	4	0	0	0	1	10	10.0
Butler	11/14/2022	*	30:33	4-5	.800	2-3	.667	0-0	.000	0	9	9	4.7	1	2	0	0	10	10.0	
vs Furman	11/17/2022	*	32:17	6-11	.545	3-7	.429	5-5	1.000	1	6	7	5.3	1	2	1	0	20	12.5	
vs Virginia Tech	11/18/2022	*	33:49	1-5	.200	0-2	.000	2-4	.500	2	7	9	6.0	3	3	0	0	4	10.8	
vs Colorado St.	11/20/2022	*	31:18	6-10	.600	3-5	.600	2-3	.667	0	8	8	6.3	4	0	1	0	17	11.8	
Lafayette	11/25/2022	*	25:55	5-10	.500	3-6	.500	2-2	1.000	0	7	7	6.4	0	2	0	2	15	12.3	
at Clemson	11/29/2022	*	44:06	7-12	.583	4-8	.500	5-5	1.000	3	9	12	7.1	4	0	0	0	23	13.6	
Michigan St.	12/07/2022	*	32:58	5-11	.455	2-6	.333	4-6	.667	1	3	4	6.8	4	0	2	1	16	13.9	
at Illinois	12/10/2022	*	35:56	5-9	.556	0-3	.000	6-6	1.000	2	5	7	6.8	2	2	1	0	2	16	14.1
Canisius	12/18/2022	*	12:53	4-7	.571	2-4	.500	0-0	.000	1	5	6	6.7	0	0	0	0	10	13.7	
Totals			11 319:47	48-89	.539	23-52	.442	32-41	.780	11	63	74	6.7	24	13	9	6	6	151	13.7

STAT HIGHS

	2022-23 Season	Career	Big Ten
Points	23, at Clemson, 11/29/22	32, VCU, 12/2/20	31, at Maryland, 3/7/21
Rebounds	12, at Clemson, 11/29/22	12, at Clemson, 11/29/22	11, vs. Iowa, 1/31/22
Assists	3, 2x, last vs. Virginia Tech, 11/18/22	3, 2x, last vs. Wagner, 12/8/21	3, Wisconsin, 1/30/21
Blocks	2, 2x, last vs. Michigan St., 12/7/22	3, at Indiana, 2/23/20	3, at Indiana, 2/23/20
Steals	2, at Illinois, 12/10/22	4, vs. Nebraska, 2/27/22	4, vs. Nebraska, 2/27/22
Minutes	44, at Clemson, 11/29/22	44, at Clemson, 11/29/22	41, vs. Iowa (2OT), 1/31/22
FG Made	7, at Clemson, 11/29/22	11, 2x, last at Maryland, 3/7/21	11, at Maryland, 3/7/21
FG Attempted	12, at Clemson, 11/29/22	19, VCU, 12/2/20	18, at Maryland, 3/7/21
3-Point FG Made	4, at Clemson, 11/29/22	6, at Purdue, 2/11/20	6, at Purdue, 2/11/20
3-Point FG Attempted	8, at Clemson, 11/29/22	12, 2x, last vs. Michigan St., 2/15/22	12, 2x, last vs. Michigan St., 2/15/22
FT Made	6, at Illinois, 12/10/22	8, at Ohio St., 1/27/21	8, at Ohio St., 1/27/21
FT Attempted	6, at Illinois, 12/10/22	10, at Ohio St., 1/27/21	10, at Ohio St., 1/27/21

2022-23 NOTES

- Has performed as the most efficiently productive player in the Big Ten thus far this season, sitting as the only player in the Big Ten and one of only eight players in the country to be averaging 10+ points (13.7 ppg) and 6+ rebounds (6.7) per game while shooting more than 60% from two (67.6%), 40% from three (44.2) and 75% from the free throw line (78.0).
- Missed Quinnipiac game (12/22) due to injury.
- Had 16 points, seven rebounds and two steals in big road win at #17 Illinois.
- Tallied 16 points, four rebounds and two blocks in Big Ten opener vs. Michigan State (12/7).
- Notched first double-double of the season with 23 points and career-high 12 rebounds at Clemson (11/29).
- Finished with 15 points, seven rebounds, two assists and two blocks in win over Lafayette (11/25).
- Averaged 13.7 ppg and 8.0 rpg in three-game Charleston Classic, including a 20-point performance against Furman (11/17) and game-high 17-point effort in win over Colorado State (11/20).
- Tallied first 20-point game of the season in win over Furman (11/17).
- Was 4-for-5 from the floor in 10-point, nine-rebound performance against Butler (11/14).
- Contributed 10 points and two rebounds despite only playing 16 minutes due to foul trouble against Loyola Maryland (11/10).
- Tallied 10 points, three rebounds, three assists, a block and a steal in season opener vs. Winthrop (11/7).
- Coming off a 2021-22 season in which he finished as the team's second-leading scorer (11.9 ppg) and third-leading rebounder (4.9 ppg)... Led the team in blocks (20) and finished third in steals (30).

2 Myles DREAD

Sr.+ • G/F • 6-4 • 235 lbs.
 Detroit, Mich./Gonzaga (Washington, D.C.)
 Major: Psychology



CAREER STATS

SEASON	TEAM	GP-GS	MIN/AVG	Field Goals		3-Point		F-Throws		Rebounds				Scoring						
				FG-FGA	FG%	3FG-3FGA	3FG%	FT-FTA	FT%	OFF	DEF	TOT	AVG	PF-FO	A	TO	BLK	STL	PTS	AVG
2018-19	PSU	32-28	926/28.9	90-238	.378	67-188	.356	17-29	.586	19	72	91	2.8	68-0	40	25	5	20	264	8.3
2019-20	PSU	31-23	801/25.8	83-242	.343	65-204	.319	35-42	.833	23	75	98	3.2	55-1	67	29	4	29	266	8.6
2020-21	PSU	23-8	557/24.2	56-156	.359	45-130	.346	12-16	.750	8	37	45	2.0	50-1	26	19	7	15	169	7.3
2021-22	PSU	31-20	835/27.0	64-158	.405	55-135	.407	10-14	.714	14	69	83	2.7	69-2	43	23	2	31	193	6.2
2022-23	PSU	12-2	275/22.9	30-65	.462	30-64	.469	3-4	.750	4	26	30	2.5	23-1	12	4	2	8	93	7.8
TOTAL		129-81	3395/26.3	323-859	.376	262-721	.363	77-105	.733	68	279	347	2.7	265-5	188	100	20	103	985	7.6

2022-23 GAME-BY-GAME STATS

Opponent	Date	GS	MIN	Total		3-Pointers		Free throws		Rebounds				PF	A	TO	BLK	STL	PTS	AVG
				FG-FGA	PCT	3FG-3FGA	PCT	FT-FTA	PCT	OFF	DEF	TOT	AVG							
Winthrop	11/07/2022		21:26	4-6	.667	4-6	.667	0-0	.000	0	2	2	2.0	0	2	0	1	1	12	12.0
Loyola Maryland	11/10/2022		20:38	4-8	.500	4-7	.571	0-0	.000	0	1	1	1.5	1	2	0	0	1	12	12.0
Butler	11/14/2022		26:37	2-3	.667	2-3	.667	0-0	.000	0	3	3	2.0	1	1	1	0	0	6	10.0
vs Furman	11/17/2022		27:36	3-6	.500	3-6	.500	0-0	.000	1	3	4	2.5	2	1	1	0	1	9	9.8
vs Virginia Tech	11/18/2022		30:02	5-11	.455	5-11	.455	0-0	.000	2	2	4	2.8	2	0	1	0	1	15	10.8
vs Colorado St.	11/20/2022		15:16	1-3	.333	1-3	.333	0-0	.000	0	2	2	2.7	1	0	0	0	0	3	9.5
Lafayette	11/25/2022		12:33	1-2	.500	1-2	.500	0-0	.000	0	0	0	2.3	3	2	0	0	0	3	8.6
at Clemson	11/29/2022		20:44	0-6	.000	0-6	.000	0-0	.000	1	1	2	2.3	5	0	1	0	1	0	7.5
Michigan St.	12/07/2022		21:44	2-4	.500	2-4	.500	3-4	.750	0	1	1	2.1	3	1	0	0	0	9	7.7
at Illinois	12/10/2022	*	32:36	5-9	.556	5-9	.556	0-0	.000	0	4	4	2.3	2	0	0	0	1	15	8.4
Canisius	12/18/2022		18:09	2-3	.667	2-3	.667	0-0	.000	0	2	2	2.3	1	2	0	0	1	6	8.2
Quinnipiac	12/22/2022	*	27:42	1-4	.250	1-4	.250	0-0	.000	0	5	5	2.5	2	1	0	1	1	3	7.8
Totals		2	275:03	30-65	.462	30-64	.469	3-4	.750	4	26	30	2.5	23	12	4	2	8	93	7.8

STAT HIGHS

	2022-23 Season	Career	Big Ten
Points	15, 2x, last at Illinois, 12/10/22	19, at DePaul (OT), 11/15/18	17, 2x, last vs. Maryland, 2/27/19
Rebounds	5, vs. Quinnipiac, 12/22/22	9, vs. Iowa, 1/31/22	9, vs. Iowa, 1/31/22
Assists	2, 4x, last vs. Canisius, 12/18/22	7, vs. Rutgers, 2/26/20	7, vs. Rutgers, 2/26/20
Blocks	1, 2x, last vs. Quinnipiac, 12/22/22	2, vs. Wisconsin, 3/11/21	2, vs. Wisconsin, 3/11/21
Steals	1, 8x, last vs. Quinnipiac, 12/22/22	6, vs. Wright State, 11/20/18	3, at Wisconsin, 2/5/22
Minutes	32, at Illinois, 12/10/22	41, 2x, last vs. Iowa (2OT), 1/31/22	41, vs. Iowa (2OT), 1/31/22
FG Made	5, 2x, last at Illinois, 12/10/22	7, at DePaul (OT), 11/15/18	6, at Nebraska, 2/23/21
FG Attempted	11, vs. Virginia Tech, 11/18/22	15, at DePaul (OT), 11/15/18	14, 2x, last at Northwestern, 3/7/20
3-Point FG Made	5, 2x, last at Illinois, 12/10/22	5, 5x, last at Illinois, 12/10/22	5, 2x, last at Illinois, 12/10/22
3-Point FG Attempted	11, vs. Virginia Tech, 11/18/22	13, at Northwestern, 3/7/20	13, at Northwestern, 3/7/20
FT Made	3, vs. Michigan St., 12/7/22	6, 3x, last vs. Iowa, 1/4/20	6, 2x, last vs. Iowa, 1/4/20
FT Attempted	4, vs. Michigan St., 12/7/22	8, Maryland, 2/27/19	8, Maryland, 2/27/19

2022-23 NOTES

- Drilled five 3-pointers to finish with 15 points and four rebounds in big road win at #17 Illinois (12/10).
- Had nine points, a rebound and an assist in Big Ten opener vs. Michigan State (12/7).
- Made a career high-tying five triples to finish with 15 points, four rebounds and a steal against Virginia Tech (11/18).
- Drained four 3-pointers for the second-straight game to finish with 12 points against Loyola Maryland (11/10).
- Shot 4-for-6 from deep for 12 points in season opener against Winthrop (11/7).
- Owns fifth-most career 3-pointers in Penn State history.
- Coming off a 2021-22 season in which he shot a career-best 40.7 percent (55-135) from 3-point range... Ranked second on the team with 55 made 3-point field goals and 31 steals in 2021-22 while averaging 6.1 points and 2.7 rebounds per game...Returns for 2022-23 to utilize fifth year of eligibility granted by NCAA due to Covid-19 pandemic.

3 Kebba NJIE

Fr. • Forward • 6-10 • 237 lbs.
Centerville, Ohio/La Lumiere (Ind.)
Major: Business



CAREER STATS

		Field Goals		3-Point		F-Throws		Rebounds				Scoring								
SEASON	TEAM	GP-GS	MIN/AVG	FG-FGA	FG%	3FG-3FGA	3FG%	FT-FTA	FT%	OFF	DEF	TOT	AVG	PF-FO	A	TO	BLK	STL	PTS	AVG
2022-23	PSU	12-5	162/13.5	23-48	.479	1-5	.200	12-16	.750	13	35	48	4.0	23-0	7	10	9	3	59	4.9
TOTAL		12-5	162/13.5	23-48	.479	1-5	.200	12-16	.750	13	35	48	4.0	23-0	7	10	9	3	59	4.9

2022-23 GAME-BY-GAME STATS

Opponent	Date	GS	MIN	Total		3-Pointers		Free throws		Rebounds				PF	A	TO	BLK	STL	PTS	AVG	
				FG-FGA	PCT	3FG-3FGA	PCT	FT-FTA	PCT	OFF	DEF	TOT	AVG								
Winthrop	11/07/2022		10:04	2-3	.667	0-0	.000	0-0	.000	2	1	3	3.0	4	0	2	1	0	4	4.0	
Loyola Maryland	11/10/2022		16:25	4-5	.800	0-0	.000	4-5	.800	2	4	6	4.5	3	2	1	0	0	12	8.0	
Butler	11/14/2022		12:26	2-5	.400	0-1	.000	0-0	.000	0	6	6	5.0	2	1	1	0	1	4	6.7	
vs Furman	11/17/2022		11:20	3-6	.500	0-0	.000	0-0	.000	1	3	4	4.8	0	0	0	0	0	6	6.5	
vs Virginia Tech	11/18/2022		06:00	1-3	.333	0-0	.000	0-0	.000	0	1	1	4.0	1	1	0	0	0	2	5.6	
vs Colorado St.	11/20/2022	*	16:32	2-5	.400	1-2	.500	3-3	1.000	2	1	3	3.8	3	0	2	0	0	8	6.0	
Lafayette	11/25/2022	*	15:38	2-3	.667	0-0	.000	1-1	1.000	1	4	5	4.0	1	0	1	0	0	5	5.9	
at Clemson	11/29/2022	*	20:41	0-2	.000	0-1	.000	0-0	.000	0	3	3	3.9	3	1	2	0	0	0	5.1	
Michigan St.	12/07/2022	*	17:23	1-5	.200	0-0	.000	0-2	.000	2	4	6	4.1	2	0	1	1	0	2	4.8	
at Illinois	12/10/2022		01:34	0-1	.000	0-0	.000	0-0	.000	0	0	0	3.7	1	0	0	0	1	0	4.3	
Canisius	12/18/2022		15:48	4-6	.667	0-0	.000	0-0	.000	3	5	8	4.1	0	2	0	1	1	8	4.6	
Quinnipiac	12/22/2022	*	18:33	2-4	.500	0-1	.000	4-5	.800	0	3	3	4.0	3	0	0	4	0	8	4.9	
Totals			5	162:24	23-48	.479	1-5	.200	12-16	.750	13	35	48	4.0	23	7	10	9	3	59	4.9

STAT HIGHS

	2022-23 Season	Career	Big Ten
Points	12, vs. Loyola (Md.), 11/10/22	12, vs. Loyola (Md.), 11/10/22	2, vs. Michigan St., 12/7/22
Rebounds	8, vs. Canisius, 12/18/22	8, vs. Canisius, 12/18/22	6, vs. Michigan St., 12/7/22
Assists	2, 2x, last vs. Canisius, 12/18/22	2, 2x, last vs. Canisius, 12/18/22	---
Blocks	4, vs. Quinnipiac, 12/22/22	4, vs. Quinnipiac, 12/22/22	1, vs. Michigan St., 12/7/22
Steals	1, 3x, last vs. Canisius, 12/18/22	1, 3x, last vs. Canisius, 12/18/22	1, at Illinois, 12/10/22
Minutes	20, at Clemson, 11/29/22	20, at Clemson, 11/29/22	17, vs. Michigan St., 12/7/22
FG Made	4, 2x, last vs. Canisius, 12/18/22	4, 2x, last vs. Canisius, 12/18/22	1, vs. Michigan St., 12/7/22
FG Attempted	6, 2x, last vs. Canisius, 12/18/22	6, 2x, last vs. Canisius, 12/18/22	5, vs. Michigan St., 12/7/22
3-Point FG Made	1, vs. Colorado State, 11/20/22	1, vs. Colorado State, 11/20/22	---
3-Point FG Attempted	2, vs. Colorado State, 11/20/22	2, vs. Colorado State, 11/20/22	---
FT Made	4, 2x, last vs. Quinnipiac, 12/22/22	4, 2x, last vs. Quinnipiac, 12/22/22	---
FT Attempted	5, 2x, last vs. Quinnipiac, 12/22/22	5, 2x, last vs. Quinnipiac, 12/22/22	2, vs. Michigan St., 12/7/22

2022-23 NOTES

- Finished with eight points, three rebounds and a career-best four blocks in win over Quinnipiac (12/22).
- Tallied eight points and a career-best eight rebounds in win over Canisius (12/18).
- Had two points, six rebounds and a block in Big Ten debut against Michigan State (12/7).
- Was 2-for-3 from the field for five points and five rebounds in win over Lafayette (11/25).
- Got first career start in win over Colorado State (11/20), finishing with eight points and three rebounds...Drained first-career 3-pointer.
- Finished with six points and four rebounds in Charleston Classic win over Furman (11/17).
- Had four points, six rebounds, an assist and a steal in 12 minutes of action against Butler (11/14).
- Tallied 12 points on 4-of-5 shooting, six rebounds and two assists in 16 minutes of action against Loyola Maryland (11/10).
- Recorded four points and three rebounds in collegiate debut against Winthrop (11/7).
- ESPN Top 100 recruit, Penn State's first ESPN Top 100 commitment since Tony Carr in 2016...No. 2 highest-ranked signee in the history of Penn State basketball...Consensus 4-star recruit, No. 16 power forward in country according to Rivals...Played two seasons of high school basketball at Indiana powerhouse La Lumiere after two at Centerville High School in Ohio...Starter on 2021-22 La Lumiere team that advanced to GEICO Nationals.

4 Caleb DORSEY

Jr. • Forward • 6-7 • 235 lbs.
Westminster, Md./The Hill School (Pa.)
Major: Agricultural Sciences



CAREER STATS

SEASON	TEAM	GP-GS	MIN/AVG	Field Goals		3-Point		F-Throws		Rebounds				Scoring						
				FG-FGA	FG%	3FG-3FGA	3FG%	FT-FTA	FT%	OFF	DEF	TOT	AVG	PF-FO	A	TO	BLK	STL	PTS	AVG
2020-21	PSU	5-0	11/2.2	2-4	.500	2-4	.500	0-0	.000	2	0	2	0.4	1-0	0	2	0	0	6	1.2
2021-22	PSU	12-0	67/5.6	3-11	.273	3-9	.333	2-2	1.000	1	6	7	0.6	6-0	2	3	1	3	11	0.9
2022-23	PSU	11-6	138/12.5	13-30	.433	4-8	.500	3-5	.600	8	18	26	2.4	14-0	6	7	1	5	33	3.0
TOTAL		28-6	215/7.7	18-45	.400	9-21	.429	5-7	.714	11	24	35	1.3	21-0	8	12	2	8	50	1.8

2022-23 GAME-BY-GAME STATS

Opponent	Date	GS	MIN	Total		3-Pointers		Free throws		Rebounds				PF						
				FG-FGA	PCT	3FG-3FGA	PCT	FT-FTA	PCT	OFF	DEF	TOT	AVG	A	TO	BLK	STL	PTS	AVG	
Winthrop	11/07/2022	*	22:26	2-4	.500	1-2	.500	0-0	.000	2	4	6	6.0	2	4	0	0	0	5	5.0
Loyola Maryland	11/10/2022	*	15:21	3-4	.750	1-1	1.000	1-2	.500	0	2	2	4.0	3	0	1	0	0	8	6.5
Butler	11/14/2022	*	22:31	4-9	.444	1-2	.500	0-0	.000	1	4	5	4.3	2	0	1	1	0	9	7.3
vs Furman	11/17/2022	*	16:20	1-4	.250	0-0	.000	0-0	.000	2	3	5	4.5	2	1	2	0	1	2	6.0
vs Virginia Tech	11/18/2022	*	06:03	0-1	.000	0-1	.000	0-0	.000	0	1	1	3.8	0	0	1	0	0	0	4.8
vs Colorado St.	11/20/2022		12:56	0-0	.000	0-0	.000	0-0	.000	1	1	2	3.5	1	1	0	0	0	0	4.0
Lafayette	11/25/2022		08:57	0-1	.000	0-0	.000	0-0	.000	0	0	0	3.0	1	0	0	0	1	0	3.4
at Clemson	11/29/2022		10:09	0-0	.000	0-0	.000	0-0	.000	0	1	1	2.8	2	0	0	0	2	0	3.0
Michigan St.	12/07/2022		14:11	2-5	.400	1-2	.500	1-2	.500	0	2	2	2.7	1	0	2	0	0	6	3.3
Canisius	12/18/2022	*	04:25	1-2	.500	0-0	.000	1-1	1.000	1	0	1	2.5	0	0	0	0	1	3	3.3
Quinnipiac	12/22/2022		04:15	0-0	.000	0-0	.000	0-0	.000	1	0	1	2.4	0	0	0	0	0	0	3.0
Totals		6	137:34	13-30	.433	4-8	.500	3-5	.600	8	18	26	2.4	14	6	7	1	5	33	3.0

STAT HIGHS

	2022-23 Season	Career	Big Ten
Points	9, vs. Butler, 11/14/22	9, vs. Butler, 11/14/22	6, vs. Michigan St., 12/7/22
Rebounds	6, vs. Winthrop, 11/7/22	6, vs. Winthrop, 11/7/22	2, 2x, last vs. Michigan St., 12/7/22
Assists	4, vs. Winthrop, 11/7/22	4, vs. Winthrop, 11/7/22	2, vs. Nebraska, 2/27/22
Blocks	1, vs. Butler, 11/14/22	1, 2x, last vs. Butler, 11/14/22	1, at Maryland, 2/21/22
Steals	1, 3x, last vs. Canisius, 12/18/22	1, 6x, last vs. Canisius, 12/18/22	1, 3x, last vs. Nebraska, 2/27/22
Minutes	22, vs. Butler, 11/14/22	22, vs. Butler, 11/14/22	14, vs. Michigan St., 12/7/22
FG Made	4, vs. Butler, 11/14/22	4, vs. Butler, 11/14/22	2, vs. Michigan St., 12/7/22
FG Attempted	9, vs. Butler, 11/14/22	9, vs. Butler, 11/14/22	5, vs. Michigan St., 12/7/22
3-Point FG Made	1, 4x, last vs. Michigan St., 12/7/22	1, 8x, last vs. Butler, 11/14/22	1, 6x, last vs. Michigan St., 12/7/22
3-Point FG Attempted	2, 3x, last vs. Michigan St., 12/7/22	3, vs. Purdue, 2/26/21	3, vs. Purdue, 2/26/21
FT Made	1, 3x, last vs. Canisius, 12/18/22	2, vs. Nebraska, 2/27/22	2, vs. Nebraska, 2/27/22
FT Attempted	2, 2x, last vs. Michigan St., 12/7/22	2, 2x, last vs. Loyola (Md.), 11/10/22	2, 2x, last vs. Michigan St., 12/7/22

2022-23 NOTES

- Had Big Ten career-best six points in conference opener against Michigan State (12/7).
- Tallied a career-best nine points to go along with five rebounds in win over Butler (11/14).
- Scored eight points on 3-for-4 shooting in win over Loyola Maryland (11/10).
- Got first career start in season opener against Winthrop (11/7), finishing with five points, a team-best six rebounds and four assists.
- Returns for junior season after seeing action in 12 games as a sophomore in 2021-22...scored 11 points and pulled down seven rebounds in sophomore season.

5 Jameel BROWN

Fr. • Guard • 6-4 • 188 lbs.
Philadelphia, Pa./Westtown
Major: Psychology



CAREER STATS

SEASON TEAM	GP-GS	MIN/AVG	Field Goals		3-Point		F-Throws		Rebounds			Scoring							
			FG-FGA	FG%	3FG-3FGA	3FG%	FT-FTA	FT%	OFF	DEF	TOT	AVG	PF	FO	A	TO	BLK	STL	PTS
2022-23 PSU	5-0	42/8.3	3-10	.300	2-9	.222	2-2	1.000	0	9	9	1.8	5-0	1	1	1	1	10	2.0
TOTAL	5-0	42/8.3	3-10	.300	2-9	.222	2-2	1.000	0	9	9	1.8	5-0	1	1	1	1	10	2.0

2022-23 GAME-BY-GAME STATS

Opponent	Date	GS	MIN	Total		3-Pointers		Free throws		Rebounds			Other							
				FG-FGA	PCT	3FG-3FGA	PCT	FT-FTA	PCT	OFF	DEF	TOT	AVG	PF	A	TO	BLK	STL	PTS	AVG
Winthrop	11/07/2022		02:46	1-2	.500	1-2	.500	0-0	.000	0	1	1	1.0	1	0	0	0	0	3	3.0
Loyola Maryland	11/10/2022		09:57	0-1	.000	0-1	.000	0-0	.000	0	2	2	1.5	0	0	0	0	0	0	1.5
Lafayette	11/25/2022		07:00	0-2	.000	0-2	.000	0-0	.000	0	1	1	1.3	0	0	0	0	1	0	1.0
Canisius	12/18/2022		09:17	2-4	.500	1-3	.333	0-0	.000	0	3	3	1.8	3	1	0	0	0	5	2.0
Quinnipiac	12/22/2022		12:37	0-1	.000	0-1	.000	2-2	1.000	0	2	2	1.8	1	0	1	1	0	2	2.0
Totals		0	41:37	3-10	.300	2-9	.222	2-2	1.000	0	9	9	1.8	5	1	1	1	1	10	2.0

STAT HIGHS

	2022-23 Season	Career	Big Ten
Points	5, vs. Canisius, 12/18/22	5, vs. Canisius, 12/18/22	---
Rebounds	3, vs. Canisius, 12/18/22	3, vs. Canisius, 12/18/22	---
Assists	1, vs. Canisius, 12/18/22	1, vs. Canisius, 12/18/22	---
Blocks	1, vs. Quinnipiac, 12/22/22	1, vs. Quinnipiac, 12/22/22	---
Steals	1, vs. Lafayette, 11/25/22	1, vs. Lafayette, 11/25/22	---
Minutes	12, vs. Quinnipiac, 12/22/22	12, vs. Quinnipiac, 12/22/22	---
FG Made	2, vs. Canisius, 12/18/22	2, vs. Canisius, 12/18/22	---
FG Attempted	4, vs. Canisius, 12/18/22	4, vs. Canisius, 12/18/22	---
3-Point FG Made	1, 2x, last vs. Canisius, 12/18/22	1, 2x, last vs. Canisius, 12/18/22	---
3-Point FG Attempted	3, vs. Canisius, 12/18/22	3, vs. Canisius, 12/18/22	---
FT Made	2, vs. Quinnipiac, 12/22/22	2, vs. Quinnipiac, 12/22/22	---
FT Attempted	2, vs. Quinnipiac, 12/22/22	2, vs. Quinnipiac, 12/22/22	---

2022-23 NOTES

- Played career-best 12 minutes in win over Quinnipiac (12/22), finishing with two points, two rebounds and a block.
- Tallied career-best marks of five points, three rebounds and an assist in win over Canisius (12/18).
- Record first career steal in win over Lafayette (11/25).
- Pulled down two rebounds in win over Loyola Maryland (11/10).
- Drained a 3-pointer in his first collegiate game, finishing with three points and a rebounds against Winthrop (11/7).
- Is the No. 6 overall signee in the history of Penn State basketball according to the 247Sports Composite Ranking...Ranked an ESPN 4-star prospect and the No. 24 shooting guard in the country...Helped lead Team Final to 2021 Nike EYBL Peach Jam Championship in summer 2021...Two-time All-State pick who played senior year of high school at Westtown School after three-year career at Haverford School...Named finalist for Pennsylvania Mr. Basketball, first-team All-State and team co-MVP after averaging 15 points, six rebounds and four assists, and knocking down 65 3-pointers during senior season at Westtown.

10 Andrew FUNK

Sr.+ • Guard • 6-5 • 200 lbs.

Warrington, Pa./Archbishop Wood
Bucknell

Master's Program: Management & Organizational Leadership



CAREER STATS

SEASON	TEAM	GP-GS	MIN/AVG	Field Goals		3-Point		F-Throws		Rebounds				Scoring						
				FG-FGA	FG%	3FG-3FGA	3FG%	FT-FTA	FT%	OFF	DEF	TOT	AVG	PF-FO	A	TO	BLK	STL	PTS	AVG
2018-19	Buck	33-0	473/14.3	57-140	.407	34-98	.347	6-9	.667	6	44	50	1.5	22-0	24	21	1	9	154	4.7
2019-20	Buck	33-32	1076/32.6	135-345	.391	51-169	.302	36-51	.706	8	121	129	3.9	41-0	56	54	7	26	357	10.8
2020-21	Buck	12-12	404/33.7	51-124	.411	18-67	.269	35-41	.854	3	48	51	4.3	12-0	18	25	1	9	155	12.9
2021-22	Buck	32-32	1174/36.7	213-493	.432	87-240	.363	51-67	.761	0	116	116	3.6	37-0	97	57	8	25	564	17.6
2022-23	PSU	12-12	392/32.7	49-110	.445	35-83	.422	8-10	.800	2	23	25	2.1	11-0	21	13	0	8	141	11.8
TOTAL FOR PSU		12-12	392/32.7	49-110	.445	35-83	.422	8-10	.800	2	23	25	2.1	11-0	21	13	0	8	141	11.8
TOTAL		122-88	3519/28.8	505-1212	.417	225-657	.342	136-178	.764	19	352	371	3.0	123-0	216	170	17	77	1371	11.2

2022-23 GAME-BY-GAME STATS

Opponent	Date	GS	MIN	Total		3-Pointers		Free throws		Rebounds				PF	A	TO	BLK	STL	PTS	AVG	
				FG-FGA	PCT	3FG-3FGA	PCT	FT-FTA	PCT	OFF	DEF	TOT	AVG								
Winthrop	11/07/2022	*	30:23	8-12	.667	6-10	.600	0-0	.000	0	2	2	2.0	2	4	1	0	2	22	22.0	
Loyola Maryland	11/10/2022	*	26:44	1-5	.200	1-5	.200	0-0	.000	1	4	5	3.5	0	2	1	0	0	3	12.5	
Butler	11/14/2022	*	33:09	4-9	.444	3-7	.429	0-0	.000	0	2	2	3.0	3	1	4	0	1	11	12.0	
vs Furman	11/17/2022	*	34:19	2-10	.200	2-8	.250	0-0	.000	0	1	1	2.5	2	1	1	0	0	6	10.5	
vs Virginia Tech	11/18/2022	*	36:37	8-16	.500	5-11	.455	0-0	.000	0	1	1	2.2	1	1	1	0	1	21	12.6	
vs Colorado St.	11/20/2022	*	35:26	3-11	.273	2-8	.250	0-0	.000	0	3	3	2.3	0	2	1	0	0	8	11.8	
Lafayette	11/25/2022	*	26:59	1-4	.250	1-3	.333	0-0	.000	0	1	1	2.1	0	1	1	0	1	3	10.6	
at Clemson	11/29/2022	*	43:38	4-9	.444	2-5	.400	4-6	.667	0	4	4	2.4	1	1	1	0	0	14	11.0	
Michigan St.	12/07/2022	*	29:31	1-4	.250	0-3	.000	0-0	.000	1	1	2	2.3	0	1	1	0	0	2	10.0	
at Illinois	12/10/2022	*	36:59	7-11	.636	6-9	.667	0-0	.000	0	3	3	2.4	0	2	1	0	3	20	11.0	
Canisius	12/18/2022	*	21:18	5-6	.833	5-6	.833	0-0	.000	0	0	0	2.2	2	2	0	0	0	15	11.4	
Quinnipiac	12/22/2022	*	37:07	5-13	.385	2-8	.250	4-4	1.000	0	1	1	2.1	0	3	0	0	0	16	11.8	
Totals			12	392:10	49-110	.445	35-83	.422	8-10	.800	2	23	25	2.1	11	21	13	0	8	141	11.8

STAT HIGHS

	2022-23 Season	Career	Big Ten
Points	22, vs. Winthrop, 11/7/22	38, at Illinois St., 11/20/21	20, at Illinois, 12/10/22
Rebounds	5, vs. Loyola (Md.), 11/10/22	11, at Lafayette, 2/5/22	3, at Illinois, 12/10/22
Assists	4, vs. Winthrop, 11/7/22	8, at Army, 2/23/22	2, at Illinois, 12/10/22
Blocks	---	2, 3x, last vs. American, 2/9/22	---
Steals	3, at Illinois, 12/10/22	3, 6x, last at Illinois, 12/10/22	3, at Illinois, 12/10/22
Minutes	43, at Clemson, 11/29/22	43, at Lafayette, 3/1/22	36, at Illinois, 12/10/22
FG Made	8, 2x, last vs. Virginia Tech, 11/18/22	12, 3x, last vs. Loyola (Md.), 1/30/22	7, at Illinois, 12/10/22
FG Attempted	16, vs. Virginia Tech, 11/18/22	25, at Illinois St., 11/20/21	11, at Illinois, 12/10/22
3-Point FG Made	6, 2x, last at Illinois, 12/10/22	7, 2x, last at Illinois St., 11/20/21	6, at Illinois, 12/10/22
3-Point FG Attempted	11, vs. Virginia Tech, 11/18/22	16, at Illinois St., 11/20/21	9, at Illinois, 12/10/22
FT Made	4, 2x, last vs. Quinnipiac, 12/22/22	7, 4x, last at Illinois St., 11/20/21	---
FT Attempted	6, at Clemson, 11/29/22	10, at American, 2/28/21	---

2022-23 NOTES

- Tallied 16 points, all of which came in the second half, in win over Quinnipiac (12/22).
- Made five 3-pointers in a span of 6:45 to finish 5-of-6 (83.3%) from deep with 15 points against Canisius (12/18).
- Shot 6-for-9 (66.7%) from 3-point range for 20 points in big road win at #17 Illinois (12/10)...Added three rebounds, a career high-tying three steals and two assists.
- Banked in game-tying 3-pointer in final seconds of regulation to force overtime at Clemson (11/29) and finish with 14 points and four rebounds.
- Scored game-high 21 points on 50% (8-16) shooting against Virginia Tech (11/18).
- Tallied 11 points, two rebounds, a steal and an assist in win over Butler (11/14), including eight points in a 3:40 span that helped Penn State pull away down the stretch.
- Put together a sparkling debut in the Blue & White, registering 22 points with the help of a 6-for-10 showing from downtown in season opener vs. Winthrop (11/7).
- Graduate transfer who completed a strong four-year career at Bucknell as a three-year starter who averaged double-digit points in each of his final three seasons...Named the 2022 Patriot League Scholar-Athlete of the Year and an All-Patriot League selection...Compiled 1,230 career points, 346 career rebounds and 195 career assists and reached the 1,000-point mark during his senior season...Drilled 190 career 3-pointers in a Bison uniform, the seventh-most all-time in Bucknell history.

11 Camren WYNTER

Sr.+ • Guard • 6-2 • 200 lbs.
 Hempstead, N.Y./DME Academy/Holy Trinity
 Drexel
 Master's Program: Educational Leadership



CAREER STATS

SEASON	TEAM	GP-GS	MIN/AVG	Field Goals			3-Point		F-Throws		Rebounds				Scoring					
				FG-FGA	FG%	3FG-3FGA	3FG%	FT-FTA	FT%	OFF	DEF	TOT	AVG	PF-FO	A	TO	BLK	STL	PTS	AVG
2018-19	Drexel	32-30	1093/34.2	145-337	.430	22-66	.333	48-63	.762	30	117	147	4.6	78-1	174	77	2	44	360	11.3
2019-20	Drexel	33-33	1209/36.6	192-432	.444	44-124	.355	89-127	.701	18	103	121	3.7	63-0	168	116	3	54	517	15.7
2020-21	Drexel	20-20	718/35.9	123-268	.459	34-82	.415	43-52	.827	9	63	72	3.6	37-0	103	58	1	18	323	16.2
2021-22	Drexel	29-29	1008/34.8	177-408	.434	35-126	.278	68-79	.861	19	134	153	5.3	63-0	132	70	0	24	457	15.8
2022-23	PSU	12-12	332/27.6	42-92	.457	15-37	.405	23-25	.920	5	32	37	3.1	12-0	24	16	0	6	122	10.2
TOTAL FOR PSU		12-12	332/27.6	42-92	.457	15-37	.405	23-25	.920	5	32	37	3.1	12-0	24	16	0	6	122	10.2
TOTAL		126-124	4359/34.6	679-1537	.442	150-435	.345	271-346	.783	81	449	530	4.2	253-1	601	337	6	146	1779	14.1

2022-23 GAME-BY-GAME STATS

Opponent	Date	GS	MIN	Total		3-Pointers		Free throws		Rebounds				PF	A	TO	BLK	STL	PTS	AVG
				FG-FGA	PCT	3FG-3FGA	PCT	FT-FTA	PCT	OFF	DEF	TOT	AVG							
Winthrop	11/07/2022	*	23:48	3-7	.429	0-2	.000	3-3	1.000	1	2	3	3.0	1	3	1	0	3	9	9.0
Loyola Maryland	11/10/2022	*	23:24	7-9	.778	3-4	.750	1-1	1.000	0	4	4	3.5	0	3	1	0	0	18	13.5
Butler	11/14/2022	*	29:14	4-9	.444	1-3	.333	2-3	.667	1	2	3	3.3	0	3	2	0	0	11	12.7
vs Furman	11/17/2022	*	28:59	3-8	.375	1-2	.500	0-0	.000	0	3	3	3.3	1	3	1	0	0	7	11.3
vs Virginia Tech	11/18/2022	*	17:18	1-4	.250	0-1	.000	0-0	.000	0	1	1	2.8	0	0	4	0	1	2	9.4
vs Colorado St.	11/20/2022	*	29:10	2-5	.400	1-3	.333	4-4	1.000	0	2	2	2.7	1	1	2	0	0	9	9.3
Lafayette	11/25/2022	*	25:20	4-7	.571	3-5	.600	0-0	.000	1	2	3	2.7	0	3	1	0	0	11	9.6
at Clemson	11/29/2022	*	40:56	6-12	.500	3-6	.500	11-12	.917	1	3	4	2.9	4	1	1	0	1	26	11.6
Michigan St.	12/07/2022	*	30:06	3-8	.375	2-4	.500	2-2	1.000	0	1	1	2.7	0	0	0	0	1	10	11.4
at Illinois	12/10/2022	*	27:55	0-3	.000	0-1	.000	0-0	.000	0	1	1	2.5	2	2	2	0	0	0	10.3
Canisius	12/18/2022	*	21:22	3-7	.429	1-2	.500	0-0	.000	0	3	3	2.5	2	3	0	0	0	7	10.0
Quinnipiac	12/22/2022	*	34:14	6-13	.462	0-4	.000	0-0	.000	1	8	9	3.1	1	2	1	0	0	12	10.2
Totals			12 331:46	42-92	.457	15-37	.405	23-25	.920	5	32	37	3.1	12	24	16	0	6	122	10.2

STAT HIGHS

	2022-23 Season	Career	Big Ten
Points	26, at Clemson, 11/29/22	31, 2x, last at Fairleigh Dickinson, 12/19/20	10, vs. Michigan St., 12/7/22
Rebounds	9, vs. Quinnipiac, 12/22/22	10, 3x, last vs. Col. of Charleston, 2/26/22	1, 2x, last at Illinois, 12/10/22
Assists	3, 6x, last vs. Canisius, 12/18/22	14, vs. Bryant, 11/20/19	2, at Illinois, 12/10/22
Blocks	---	1, 6x, last vs. Quinnipiac, 12/3/20	---
Steals	3, vs. Winthrop, 11/7/22	5, at Delaware, 1/26/19	1, vs. Michigan St., 12/7/22
Minutes	40, at Clemson, 11/29/22	44, vs. Tulane, 11/22/21	30, vs. Michigan St., 12/7/22
FG Made	7, vs. Loyola (Md.), 11/10/22	13, vs. Princeton, 12/4/19	3, vs. Michigan St., 12/7/22
FG Attempted	13, vs. Quinnipiac, 12/22/22	21, 4x, last vs. Col. of Charleston, 2/26/22	8, vs. Michigan St., 12/7/22
3-Point FG Made	3, 3x, last at Clemson, 11/29/22	5, at Fairleigh Dickinson, 12/19/20	2, vs. Michigan St., 12/7/22
3-Point FG Attempted	6, at Clemson, 11/29/22	8, 3x, last vs. William & Mary, 1/22/22	4, vs. Michigan St., 12/7/22
FT Made	11, at Clemson, 11/29/22	11, at Clemson, 11/29/22	2, vs. Michigan St., 12/7/22
FT Attempted	12, at Clemson, 11/29/22	13, vs. Quinnipiac, 12/20/19	2, vs. Michigan St., 12/7/22

2022-23 NOTES

- Is one of three active Division I players with 1,500+ career points, 500+ career assists and 500+ career rebounds.
- Was one rebound shy of a double-double against Quinnipiac (12/22), finishing with 12 points and nine boards.
- Tallied 10 points in Big Ten opener vs. Michigan State (12/7).
- Went off for 26 points with the help of a career-high 11 free throws at Clemson (11/29).
- Recorded 11 points, three rebounds and three assists in win over Lafayette (11/25).
- Finished with 11 points, three rebounds and three assists in win over Butler (11/14), including a pair of clutch free throws in the final minute.
- Led Penn State with 18 points on 7-of-9 shooting in win over Loyola Maryland (11/10).
- Tallied nine points, three assists and three steals in Penn State debut against Winthrop (11/7).
- Graduate transfer who completed a stellar four-year career at Drexel in which he was a three-time All-CAA pick, the 2021 CAA Tournament Most Outstanding Player, the 2019 CAA Rookie of the Year, four-time Team MVP and a three-year co-captain... Averaged double-digit points in all four of his seasons with the Dragons, posting at least 15 points per game in each of his final three seasons...Compiled 1,657 career points, 577 career assists and 493 career rebounds as a Dragon...His 577 assists rank third in Drexel history, his 1,657 points rank sixth and his 140 steals are good for eighth all-time in the Dragon record books.

12 Evan MAHAFFEY

Fr. • G/F • 6-6 • 200 lbs.
Cincinnati, Ohio/Archbishop Moeller
Major: Business



CAREER STATS

				Field Goals		3-Point		F-Throws		Rebounds				Scoring						
SEASON	TEAM	GP-GS	MIN/AVG	FG-FGA	FG%	3FG-3FGA	3FG%	FT-FTA	FT%	OFF	DEF	TOT	AVG	PF-FO	A	TO	BLK	STL	PTS	AVG
2022-23	PSU	11-0	99/9.0	10-23	.435	1-6	.167	3-8	.375	5	12	17	1.5	20-0	2	6	1	0	24	2.2
TOTAL		11-0	99/9.0	10-23	.435	1-6	.167	3-8	.375	5	12	17	1.5	20-0	2	6	1	0	24	2.2

2022-23 GAME-BY-GAME STATS

Opponent	Date	GS	MIN	Total		3-Pointers		Free throws		Rebounds				Other						
				FG-FGA	PCT	3FG-3FGA	PCT	FT-FTA	PCT	OFF	DEF	TOT	AVG	PF	A	TO	BLK	STL	PTS	AVG
Winthrop	11/07/2022		05:56	1-2	.500	0-1	.000	0-1	.000	0	1	1	1.0	0	0	0	0	0	2	2.0
Loyola Maryland	11/10/2022		06:32	2-2	1.000	0-0	.000	0-0	.000	0	1	1	1.0	1	0	2	0	0	4	3.0
vs Furman	11/17/2022		05:59	0-0	.000	0-0	.000	0-0	.000	0	1	1	1.0	1	0	0	0	0	0	2.0
vs Virginia Tech	11/18/2022		16:21	2-2	1.000	0-0	.000	0-0	.000	3	2	5	2.0	1	1	2	0	0	4	2.5
vs Colorado St.	11/20/2022		06:31	0-3	.000	0-2	.000	2-4	.500	0	0	0	1.6	1	0	0	1	0	2	2.4
Lafayette	11/25/2022		15:24	1-5	.200	0-2	.000	0-0	.000	1	3	4	2.0	3	0	1	0	0	2	2.3
at Clemson	11/29/2022		02:38	0-1	.000	0-0	.000	0-0	.000	0	0	0	1.7	2	0	0	0	0	0	2.0
Michigan St.	12/07/2022		07:43	0-1	.000	0-0	.000	0-0	.000	0	0	0	1.5	2	0	0	0	0	0	1.8
at Illinois	12/10/2022		11:28	1-2	.500	1-1	1.000	0-0	.000	0	2	2	1.6	3	0	1	0	0	3	1.9
Canisius	12/18/2022		12:52	3-5	.600	0-0	.000	0-1	.000	0	1	1	1.5	4	0	0	0	0	6	2.3
Quinnipiac	12/22/2022		07:34	0-0	.000	0-0	.000	1-2	.500	1	1	2	1.5	2	1	0	0	0	1	2.2
Totals		0	98:57	10-23	.435	1-6	.167	3-8	.375	5	12	17	1.5	20	2	6	1	0	24	2.2

STAT HIGHS

	2022-23 Season	Career	Big Ten
Points	6, vs. Canisius, 12/18/22	6, vs. Canisius, 12/18/22	3, at Illinois, 12/10/22
Rebounds	5, vs. Virginia Tech, 11/18/22	5, vs. Virginia Tech, 11/18/22	2, at Illinois, 12/10/22
Assists	1, 2x, last vs. Quinnipiac, 12/22/22	1, 2x, last vs. Quinnipiac, 12/22/22	---
Blocks	1, vs. Colorado State, 11/20/22	1, vs. Colorado State, 11/20/22	---
Steals	---	---	---
Minutes	16, vs. Virginia Tech, 11/18/22	16, vs. Virginia Tech, 11/18/22	11, at Illinois, 12/10/22
FG Made	3, vs. Canisius, 12/18/22	3, vs. Canisius, 12/18/22	1, at Illinois, 12/10/22
FG Attempted	5, 2x, last vs. Canisius, 12/18/22	5, 2x, last vs. Canisius, 12/18/22	2, at Illinois, 12/10/22
3-Point FG Made	1, at Illinois, 12/10/22	1, at Illinois, 12/10/22	1, at Illinois, 12/10/22
3-Point FG Attempted	2, 2x, last vs. Lafayette, 11/25/22	2, 2x, last vs. Lafayette, 11/25/22	1, at Illinois, 12/10/22
FT Made	2, vs. Colorado State, 11/20/22	2, vs. Colorado State, 11/20/22	---
FT Attempted	4, vs. Colorado State, 11/20/22	4, vs. Colorado State, 11/20/22	---

2022-23 NOTES

- Tallied six points and a rebound in win over Canisius (12/18).
- Drained first-career 3-pointer in big road win at #17 Illinois (12/10).
- Provided huge spark off the bench against Virginia Tech (11/18), finishing with four points and five rebounds in 16 minutes.
- Was 2-for-2 from the field for four points in win over Loyola Maryland (11/10).
- Scored first collegiate points in season opener against Winthrop (11/7).
- Named a finalist for 2022 Ohio Mr. Basketball, GCL Conference Player of the Year, Ohio Player of the Year by Cincinnati.com and Division I first-team All-Ohio following senior season at Archbishop Moeller in which he averaged 15.7 points, 7.1 rebounds, 3.1 assists and 1.6 blocks per game while shooting 63.8 percent from the field... Consensus three-star prospect according to 247Sports Composite Ranking and considered the No. 3 prospect in the state of Ohio.

14 Demetrius LILLEY

Fr. • Forward • 6-10 • 260 lbs.
 Philadelphia, Pa./Lower Merion
 Major: Division of Undergraduate Studies



CAREER STATS

SEASON	TEAM	GP-GS	MIN/AVG	Field Goals		3-Point		F-Throws		Rebounds				Scoring						
				FG-FGA	FG%	3FG-3FGA	3FG%	FT-FTA	FT%	OFF	DEF	TOT	AVG	PF	FO	A	TO	BLK	STL	PTS
2022-23	PSU	3-0	13/4.3	2-3	.667	0-0	.000	0-3	.000	0	2	2	0.7	3-0	0	2	1	0	4	1.3
TOTAL		3-0	13/4.3	2-3	.667	0-0	.000	0-3	.000	0	2	2	0.7	3-0	0	2	1	0	4	1.3

2022-23 GAME-BY-GAME STATS

Opponent	Date	GS	MIN	Total		3-Pointers		Free throws		Rebounds				PF		A		TO		BLK		STL		PTS		AVG	
				FG-FGA	PCT	3FG-3FGA	PCT	FT-FTA	PCT	OFF	DEF	TOT	AVG	PF	FO	A	TO	BLK	STL	PTS	AVG						
Lafayette	11/25/2022		03:30	0-1	.000	0-0	.000	0-1	.000	0	0	0	0.0	1	0	1	0	0	0	0	0	0	0	0	0.0		
at Illinois	12/10/2022		01:27	0-0	.000	0-0	.000	0-0	.000	0	0	0	0.0	2	0	1	0	0	0	0	0	0	0	0	0.0		
Canisius	12/18/2022		07:48	2-2	1.000	0-0	.000	0-2	.000	0	2	2	0.7	0	0	0	1	0	4	1	0	4	1.3				
Totals			0 12:45	2-3	.667	0-0	.000	0-3	.000	0	2	2	0.7	3	0	2	1	0	4	1	0	4	1.3				

STAT HIGHS

	2022-23 Season	Career	Big Ten
Points	4, vs. Canisius, 12/18/22	4, vs. Canisius, 12/18/22	---
Rebounds	2, vs. Canisius, 12/18/22	2, vs. Canisius, 12/18/22	---
Assists	---	---	---
Blocks	1, vs. Canisius, 12/18/22	1, vs. Canisius, 12/18/22	---
Steals	---	---	---
Minutes	7, vs. Canisius, 12/18/22	7, vs. Canisius, 12/18/22	1, at Illinois, 12/10/22
FG Made	2, vs. Canisius, 12/18/22	2, vs. Canisius, 12/18/22	---
FG Attempted	2, vs. Canisius, 12/18/22	2, vs. Canisius, 12/18/22	---
3-Point FG Made	---	---	---
3-Point FG Attempted	---	---	---
FT Made	---	---	---
FT Attempted	2, vs. Canisius, 12/18/22	2, vs. Canisius, 12/18/22	---

2022-23 NOTES

- Scored first collegiate points in win over Canisius (12/18), finishing with four points, two rebounds and a block.
- Saw first collegiate action against Lafayette (11/25)...Entered the game in big road win at #17 Illinois (12/10).
- Lower Merion High School's all-time leading rebounder who led the Aces to back-to-back PIAA District 1 6A championships as a junior and senior... First Lower Merion player to average a double-double in three consecutive seasons since Kobe Bryant... A consensus three-star signee who was the No. 10 ranked prospect in the state of Pennsylvania per the 247Sports Composite.

15 Dan CONLAN

Sr. • Guard • 6-4 • 186 lbs.
 Sewickley, Pa./Quaker Valley
 Dickinson
 Major: Labor Human Resources



CAREER STATS

SEASON	TEAM	GP-GS	MIN/AVG	Field Goals		3-Point		F-Throws		Rebounds				Scoring						
				FG-FGA	FG%	3FG-3FGA	3FG%	FT-FTA	FT%	OFF	DEF	TOT	AVG	PF-FO	A	TO	BLK	STL	PTS	AVG
2019-20	DC	21-4	376/17.9	40-107	.374	24-69	.348	21-37	.568	5	35	40	1.9	27-0	12	20	7	7	125	6.0
2021-22	PSU	3-0	5/1.6	0-0	.000	0-0	.000	0-0	.000	0	0	0	0.0	0-0	0	0	0	0	0	0.0
2022-23	PSU	4-0	12/2.9	0-3	.000	0-0	.000	0-0	.000	0	1	1	0.3	1-0	0	0	0	1	0	0.0
TOTAL FOR PSU		7-0	17/2.4	0-3	.000	0-0	.000	0-0	.000	0	1	1	0.1	1-0	0	0	0	1	0	0.0
TOTAL		28-4	393/14.0	40-110	.364	24-69	.348	21-37	.568	5	36	41	1.5	28-0	12	20	7	8	125	4.5

2022-23 GAME-BY-GAME STATS

Opponent	Date	GS	MIN	Total		3-Pointers		Free throws		Rebounds				PF	A	TO	BLK	STL	PTS	AVG
				FG-FGA	PCT	3FG-3FGA	PCT	FT-FTA	PCT	OFF	DEF	TOT	AVG							
Winthrop	11/07/2022		01:10	0-1	.000	0-0	.000	0-0	.000	0	0	0	0.0	0	0	0	0	0	0.0	
Loyola Maryland	11/10/2022		03:24	0-0	.000	0-0	.000	0-0	.000	0	0	0	0.0	1	0	0	0	0	0.0	
Lafayette	11/25/2022		02:19	0-1	.000	0-0	.000	0-0	.000	0	0	0	0.0	0	0	0	0	1	0	0.0
Canisius	12/18/2022		04:51	0-1	.000	0-0	.000	0-0	.000	0	1	1	0.3	0	0	0	0	0	0.0	
Totals		0	11:44	0-3	.000	0-0	.000	0-0	.000	0	1	1	0.3	1	0	0	1	0	0.0	

STAT HIGHS

	2022-23 Season	Career	Big Ten
Points	---	16, 2x, last at Wash. College, 2/22/20	---
Rebounds	1, vs. Canisius, 12/18/22	7, vs. Johns Hopkins, 1/9/20	---
Assists	---	2, 3x, last at Swarthmore, 2/15/20	---
Blocks	---	1, 7x, last at Gettysburg, 2/19/20	---
Steals	1, vs. Lafayette, 11/25/22	2, vs Ursinus, 2/8/20	---
Minutes	4, vs. Canisius, 12/18/22	36, at Wash. College, 2/22/20	3, vs. Minnesota, 2/17/22
FG Made	---	6, at Wash. College, 2/22/20	---
FG Attempted	1, 3x, last vs. Canisius, 12/18/22	10, at Mt. Aloysius, 11/23/19	---
3-Point FG Made	---	4, at Wash. College, 2/22/20	---
3-Point FG Attempted	---	7, at Wash. College, 2/22/20	---
FT Made	---	5, at Swarthmore, 2/15/20	---
FT Attempted	---	7, at Johns Hopkins, 1/9/20	---

2022-23 NOTES

- Has seen action in four games this season against Winthrop (11/7), Loyola Maryland (11/10), Lafayette (11/25) and Canisius (12/18).
- Second season as a walk-on at Penn State...Played one season at Dickinson in 2019-20...Son of Shane Conlan, who won two national championships as an All-American linebacker on the Penn State football team in 1982 and 1986 before going on to have an illustrious NFL career and being inducted into the College Football Hall of Fame in 2014.

22 Jalen PICKETT

Sr.+ • Guard • 6-4 • 209 lbs.
 Rochester, N.Y./Aquinas/SPIRE
 Siena
 Major: Broadcast Journalism



CAREER STATS

SEASON	TEAM	GP-GS	MIN/AVG	Field Goals		3-Point		F-Throws		Rebounds				Scoring						
				FG-FGA	FG%	3FG-3FGA	3FG%	FT-FTA	FT%	OFF	DEF	TOT	AVG	PF-FO	A	TO	BLK	STL	PTS	AVG
2018-19	Siena	33-32	1224/37.1	184-422	.436	65-187	.348	88-118	.746	43	109	152	4.6	77-0	221	80	29	66	521	15.8
2019-20	Siena	29-28	1072/37.0	169-369	.458	58-155	.374	42-61	.689	30	103	133	4.6	45-0	175	53	32	30	438	15.1
2020-21	Siena	14-14	505/36.1	64-159	.403	28-78	.359	24-32	.750	15	73	88	6.3	20-0	67	34	16	12	180	12.9
2021-22	PSU	31-31	1153/37.2	161-383	.420	47-147	.320	44-60	.733	18	115	133	4.3	59-1	135	55	19	35	413	13.3
2022-23	PSU	12-12	417/34.7	82-175	.469	13-45	.289	22-28	.786	12	80	92	7.7	24-0	93	20	8	17	199	16.6
TOTAL FOR PSU		43-43	1570/36.5	243-558	.435	60-192	.313	66-88	.750	30	195	225	5.2	83-1	228	75	27	52	612	14.2
TOTAL		119-117	4371/36.7	660-1508	.438	211-612	.345	220-299	.736	118	480	598	5.0	225-1	691	242	104	160	1751	14.7

2022-23 GAME-BY-GAME STATS

Opponent	Date	GS	MIN	Total		3-Pointers		Free throws		Rebounds				PF	A	TO	BLK	STL	PTS	AVG	
				FG-FGA	PCT	3FG-3FGA	PCT	FT-FTA	PCT	OFF	DEF	TOT	AVG								
Winthrop	11/07/2022	*	32:06	9-13	.692	3-6	.500	2-2	1.000	1	4	5	5.0	2	5	3	2	1	23	23.0	
Loyola Maryland	11/10/2022	*	30:31	2-8	.250	1-2	.500	0-0	.000	1	2	3	4.0	0	11	2	0	1	5	14.0	
Butler	11/14/2022	*	31:37	6-18	.333	1-5	.200	2-2	1.000	1	9	10	6.0	3	11	0	1	2	15	14.3	
vs Furman	11/17/2022	*	33:24	8-11	.727	1-1	1.000	3-4	.750	1	3	4	5.5	3	7	1	1	1	20	15.8	
vs Virginia Tech	11/18/2022	*	38:57	4-10	.400	1-2	.500	0-0	.000	1	6	7	5.8	3	8	4	0	3	9	14.4	
vs Colorado St.	11/20/2022	*	35:00	7-16	.438	1-5	.200	1-2	.500	0	11	11	6.7	0	3	0	0	1	16	14.7	
Lafayette	11/25/2022	*	28:20	7-10	.700	2-4	.500	2-2	1.000	1	5	6	6.6	3	8	0	0	1	18	15.1	
at Clemson	11/29/2022	*	43:50	9-21	.429	0-7	.000	5-6	.833	1	6	7	6.6	4	8	4	0	1	23	16.1	
Michigan St.	12/07/2022	*	37:53	5-14	.357	1-5	.200	2-2	1.000	1	16	17	7.8	2	8	3	1	2	13	15.8	
at Illinois	12/10/2022	*	40:00	9-17	.529	0-1	.000	2-4	.500	1	6	7	7.7	2	6	2	1	2	20	16.2	
Canisius	12/18/2022	*	26:47	7-14	.500	1-2	.500	1-2	.500	0	3	3	7.3	1	9	1	1	1	16	16.2	
Quinnipiac	12/22/2022	*	38:11	9-23	.391	1-5	.200	2-2	1.000	3	9	12	7.7	1	9	0	1	1	21	16.6	
Totals			12	416:36	82-175	.469	13-45	.289	22-28	.786	12	80	92	7.7	24	93	20	8	17	199	16.6

2022-23 AWARDS

Preseason All-Big Ten

Charleston Classic
All-Tournament Team

Big Ten Player
of the Week: Dec. 27

STAT HIGHS

	2022-23 Season	Career	Big Ten
Points	23, 2x, last at Clemson, 11/29/22	46, vs. Quinnipiac (30T), 2/17/19	23, vs. Ohio State, 12/5/21
Rebounds	17, vs. Michigan St., 12/7/22	17, vs. Michigan St., 12/7/22	17, vs. Michigan St., 12/7/22
Assists	11, 2x, last vs. Butler, 11/14/22	13, 2x, vs. Quinnipiac (30T), 2/17/19	10, vs. Purdue, 1/8/22
Blocks	2, vs. Winthrop, 11/7/22	4, vs. Rider, 3/9/19	3, 2x, last vs. Northwestern, 2/25/22
Steals	3, vs. Virginia Tech, 11/18/22	7, vs. Colgate, 11/24/18	4, at Maryland, 2/21/22
Minutes	43, at Clemson, 11/29/22	55, at Yale (30T), 11/20/19	49, vs. Iowa, 1/31/22
FG Made	9, 4x, last vs. Quinnipiac, 12/22/22	14, vs. Quinnipiac (30T), 2/17/19	9, 3x, last at Illinois, 12/10/22
FG Attempted	23, vs. Quinnipiac, 12/22/22	26, vs. Quinnipiac (30T), 2/17/19	20, vs. Purdue, 1/8/22
3-Point FG Made	3, vs. Winthrop, 11/7/22	5, 3x, last vs. Canisius, 3/4/21	4, at Indiana, 1/26/22
3-Point FG Attempted	7, at Clemson, 11/29/22	11, 2x, last at Canisius, 1/17/20	9, vs. Iowa, 1/31/22
FT Made	5, at Clemson, 11/29/22	14, vs. Quinnipiac (30T), 2/17/19	5, vs. Ohio State, 12/5/21
FT Attempted	6, at Clemson, 11/29/22	17, vs. Quinnipiac (30T), 2/17/19	5, vs. Ohio State, 12/5/21

2022-23 NOTES

- Is the only player in the country averaging 16 points per game (16.6), 7 rebounds per game (7.7), and 7 assists per game (7.8).
- Leads the country in assist-to-turnover ratio (4.65) and ranks third in assists per game (7.8)...Has four double-doubles and one triple-double thus far this season.
- Is one of three active Division I players with 1,500+ career points, 500+ career assists and 500+ career rebounds.
- Earned **Big Ten Player of the Week** honors on Dec. 27 after finishing one assist shy of a triple-double against Quinnipiac (12/22), finishing with 21 points, 12 rebounds and nine assists.
- Put together his third 20-point, 5-rebound, 5-assist game of the season with 20 points, seven rebounds and six assists in big road win at #17 Illinois (12/10).
- Tallied third double-double of the season with 13 points and a career-high 17 rebounds to go along with eight assists against Michigan State (12/7).
- Had 23 points, seven rebounds and eight assists in ACC/Big Ten Challenge game at Clemson (11/29).
- Named to **Charleston Classic All-Tournament Team** after averaging 15.0 ppg, 7.3 rpg and 6.0 apg while shooting 51.4% (19-37) from the field in three tournament games.
- Recorded the second triple-double and the first-ever points-rebounds-assists triple-double in Penn State history in win over Butler (11/14), finishing with 15 points, 10 rebounds, 11 assists and zero turnovers.
- Shot 69.2 percent (9-13) from the floor for a game-high 23 points in season opener against Winthrop (11/7).
- Named 2022-23 **Preseason All-Big Ten**.
- Made immediate impact upon arrival at Penn State in 2021-22 season, starting in all 31 games for the Nittany Lions...Led team in scoring (13.3 ppg), assists (13.5), steals (3.5) and minutes played (37.2 mpg)...Transferred to Penn State after highly-decorated three seasons at Siena, which included honors as the 2019-20 MAAC Player of the Year, 2018-19 MAAC Rookie of the Year and three-time first-team All-MAAC honoree.

23 Dallion JOHNSON

Jr. • Guard • 6-3 • 180 lbs.
Haverhill, Mass./Phillips Academy
Major: Kinesiology



CAREER STATS

SEASON	TEAM	GP-GS	MIN/AVG	Field Goals		3-Point		F-Throws		Rebounds				Scoring						
				FG-FGA	FG%	3FG-3FGA	3FG%	FT-FTA	FT%	OFF	DEF	TOT	AVG	PF	FO	A	TO	BLK	STL	PTS
2020-21	PSU	8-0	16/2.0	2-7	.286	1-6	.167	0-0	.000	1	2	3	0.4	1-0	1	0	0	0	5	0.6
2021-22	PSU	29-14	424/14.6	36-104	.346	27-74	.365	7-8	.875	3	31	34	1.2	22-0	10	12	0	4	106	3.7
2022-23	PSU	11-0	131/11.9	13-34	.382	8-25	.320	0-0	.000	1	15	16	1.5	8-0	6	3	0	2	34	3.1
TOTAL		48-14	570/11.9	51-145	.352	36-105	.343	7-8	.875	5	48	53	1.1	31-0	17	15	0	6	145	3.0

2022-23 GAME-BY-GAME STATS

Opponent	Date	GS	MIN	Total		3-Pointers		Free throws		Rebounds				Scoring							
				FG-FGA	PCT	3FG-3FGA	PCT	FT-FTA	PCT	OFF	DEF	TOT	AVG	PF	A	TO	BLK	STL	PTS	AVG	
Winthrop	11/07/2022		17:08	0-4	.000	0-4	.000	0-0	.000	0	4	4	4.0	0	1	2	0	0	0	0	0
Loyola Maryland	11/10/2022		16:13	3-5	.600	2-4	.500	0-0	.000	0	3	3	3.5	2	0	0	0	0	0	8	4.0
Butler	11/14/2022		13:53	1-1	1.000	0-0	.000	0-0	.000	0	0	0	2.3	2	0	0	0	1	2	3.3	
vs Furman	11/17/2022		09:46	1-3	.333	1-3	.333	0-0	.000	0	1	1	2.0	0	1	0	0	0	3	3.3	
vs Virginia Tech	11/18/2022		14:53	1-4	.250	0-2	.000	0-0	.000	0	2	2	2.0	1	1	1	0	0	2	3.0	
vs Colorado St.	11/20/2022		06:27	0-0	.000	0-0	.000	0-0	.000	0	0	0	1.7	0	0	0	0	0	0	2.5	
Lafayette	11/25/2022		13:33	3-5	.600	1-2	.500	0-0	.000	0	2	2	1.7	0	1	0	0	0	7	3.1	
at Clemson	11/29/2022		10:45	2-2	1.000	2-2	1.000	0-0	.000	1	2	3	1.9	1	0	0	0	0	6	3.5	
Michigan St.	12/07/2022		08:31	0-3	.000	0-3	.000	0-0	.000	0	0	0	1.7	1	1	0	0	0	0	3.1	
Canisius	12/18/2022		15:28	1-2	.500	1-1	1.000	0-0	.000	0	1	1	1.6	1	1	0	0	1	3	3.1	
Quinnipiac	12/22/2022		04:15	1-5	.200	1-4	.250	0-0	.000	0	0	0	1.5	0	0	0	0	0	3	3.1	
Totals		0	130:53	13-34	.382	8-25	.320	0-0	.000	1	15	16	1.5	8	6	3	0	2	34	3.1	

STAT HIGHS

	2022-23 Season	Career	Big Ten
Points	8, vs. Loyola (Md.), 11/10/22	15, vs. Northwestern, 2/25/22	15, vs. Northwestern, 2/25/22
Rebounds	4, vs. Winthrop, 11/7/22	5, at Minnesota, 2/12/22	5, at Minnesota, 2/12/22
Assists	1, 6x, last vs. Canisius, 12/18/22	2, 2x, last vs. Nebraska, 2/27/22	2, 2x, last vs. Nebraska, 2/27/22
Blocks	---	1, VMI, 11/28/20	---
Steals	1, 2x, last vs. Canisius, 12/18/22	1, 5x, last vs. Butler, 11/14/22	1, 4x, last vs. Nebraska, 2/27/22
Minutes	17, vs. Winthrop, 11/7/22	32, at Minnesota, 2/12/22	32, at Minnesota, 2/12/22
FG Made	3, 2x, last vs. Lafayette, 11/25/22	5, vs. Northwestern, 2/25/22	5, vs. Northwestern, 2/25/22
FG Attempted	5, 3x, last vs. Quinnipiac, 12/22/22	10, 2x, last vs. Purdue, 3/11/22	10, vs. Nebraska, 2/27/22
3-Point FG Made	2, 2x, last at Clemson, 11/29/22	5, vs. Northwestern, 2/25/22	5, vs. Northwestern, 2/25/22
3-Point FG Attempted	4, 3x, last vs. Quinnipiac, 12/22/22	9, vs. Northwestern, 2/25/22	9, vs. Northwestern, 2/25/22
FT Made	---	3, 3x, last vs. Minnesota, 2/17/22	3, 3x, last vs. Minnesota, 2/17/22
FT Attempted	---	3, 3x, last vs. Minnesota, 2/17/22	3, 3x, last vs. Minnesota, 2/17/22

2022-23 NOTES

- Was 2-for-2 from 3-point range to finish with six points and three rebounds at Clemson (11/29).
- Had seven points, two rebounds and an assist in win over Lafayette (11/25).
- Recorded eight points and three rebounds in 16 minutes of action against Loyola Maryland (11/10).
- Coming off a sophomore season in which he played in 29 games, earning his way into the starting lineup for the final 14 games of the season...Averaged 3.7 points per game while shooting 36.5 percent (27-74) from 3-point range.

24 Michael HENN

Sr.+ • Forward • 6-8 • 244 lbs.
 Bellevue, Wash./Bellevue
 Denver/Portland/Cal Baptist/UC Davis
 Graduate Program: Business Sustainability Strategy



CAREER STATS

SEASON	TEAM	GP-GS	MIN/AVG	Field Goals		3-Point		F-Throws		Rebounds				Scoring						
				FG-FGA	FG%	3FG-3FGA	3FG%	FT-FTA	FT%	OFF	DEF	TOT	AVG	PF-FO	A	TO	BLK	STL	PTS	AVG
2016-17	UCD	33-1	423/12.8	50-119	.420	13-33	.394	21-38	.553	16	34	50	1.5	68-2	21	36	3	8	134	4.1
2018-19	CBU	30-24	685/22.8	69-168	.411	28-97	.289	26-37	.703	29	94	123	4.1	85-4	26	25	4	6	192	6.4
2020-21	UP	21-20	529/25.2	52-118	.441	27-68	.397	33-42	.786	15	58	73	3.5	54-1	24	32	3	9	164	7.8
2021-22	Denver	32-27	809/25.3	103-220	.468	35-92	.380	39-53	.736	35	112	147	4.6	81-4	58	46	4	10	280	8.8
2022-23	PSU	6-0	40/6.6	9-13	.692	3-5	.600	2-2	1.000	2	3	5	0.8	5-0	2	1	0	1	23	3.8
TOTAL FOR PSU		6-0	40/6.6	9-13	.692	3-5	.600	2-2	1.000	2	3	5	0.8	5-0	2	1	0	1	23	3.8
TOTAL		122-72	2487/20.4	283-638	.444	106-295	.359	121-172	.703	97	301	398	3.3	293-11	131	140	14	34	793	6.5

2022-23 GAME-BY-GAME STATS

Opponent	Date	GS	MIN	Total		3-Pointers		Free throws		Rebounds				PF A TO BLK STL PTS AVG						
				FG-FGA	PCT	3FG-3FGA	PCT	FT-FTA	PCT	OFF	DEF	TOT	AVG	PF	A	TO	BLK	STL	PTS	AVG
Winthrop	11/07/2022		02:46	1-1	1.000	1-1	1.000	0-0	.000	0	0	0	0.0	0	1	0	0	0	3	3.0
Loyola Maryland	11/10/2022		03:40	1-1	1.000	1-1	1.000	0-0	.000	0	0	0	0.0	0	0	0	0	0	3	3.0
Lafayette	11/25/2022		03:30	1-1	1.000	0-0	.000	0-0	.000	1	0	1	0.3	0	0	0	0	0	2	2.7
at Clemson	11/29/2022		04:53	0-3	.000	0-1	.000	0-0	.000	0	0	0	0.3	2	0	0	0	0	0	2.0
Canisius	12/18/2022		11:16	2-2	1.000	0-0	.000	0-0	.000	1	1	2	0.6	2	0	1	0	0	4	2.4
Quinnipiac	12/22/2022		13:43	4-5	.800	1-2	.500	2-2	1.000	0	2	2	0.8	1	1	0	0	1	11	3.8
Totals			0 39:48	9-13	.692	3-5	.600	2-2	1.000	2	3	5	0.8	5	2	1	0	1	23	3.8

STAT HIGHS

	2022-23 Season	Career	Big Ten
Points	11, vs. Quinnipiac, 12/22/22	21, 2x, last vs. IUPUI, 11/15/21	---
Rebounds	2, 2x, last vs. Quinnipiac, 12/22/22	12, vs. Omaha, 1/22/22	---
Assists	1, 2x, last vs. Quinnipiac, 12/22/22	6, vs. Omaha, 1/22/22	---
Blocks	---	2, vs. IUPUI, 11/15/21	---
Steals	1, vs. Quinnipiac, 12/22/22	2, vs. Pepperdine, 1/16/21	---
Minutes	13, vs. Quinnipiac, 12/22/22	36, at Air Force, 11/24/21	---
FG Made	4, vs. Quinnipiac, 12/22/22	6, 9x, last vs. Omaha, 1/22/22	---
FG Attempted	5, vs. Quinnipiac, 12/22/22	13, 3x, last at New Mexico, 12/9/21	---
3-Point FG Made	1, 3x, last vs. Quinnipiac, 12/22/22	4, vs. IUPUI, 11/15/21	---
3-Point FG Attempted	2, vs. Quinnipiac, 12/22/22	7, 4x, last at Oral Roberts, 12/30/21	---
FT Made	2, vs. Quinnipiac, 12/22/22	7, 2x, last vs. Pacific, 2/20/21	---
FT Attempted	2, vs. Quinnipiac, 12/22/22	10, vs. Col. of Idaho, 12/15/20	---

2022-23 NOTES

- Had first double-digit scoring effort as a Nittany Lion with 11 points, two rebounds and an assist against Quinnipiac (12/22).
- Registered four points and two rebounds in a season-high 11 minutes of action against Canisius (12/18).
- Recorded two points and a rebound in win over Lafayette (11/25).
- Tallied a 3-pointer against Loyola Maryland (11/10).
- Drained first 3-pointer in a Penn State uniform in season opener against Winthrop (11/7).
- Experienced big man who joins Penn State for final season of eligibility...Spent 2021-22 season at Denver where he averaged 8.8 points and 4.6 rebounds per game while shooting 38.0% from 3-point range.

33 Andy CHRISTOS Jr. • Guard • 6-5 • 186 lbs.

Madison, N.J./Madison
Major: Management



CAREER STATS

SEASON	TEAM	GP-GS	MIN/AVG	Field Goals		3-Point		F-Throws		Rebounds				Scoring							
				FG-FGA	FG%	3FG-3FGA	3FG%	FT-FTA	FT%	OFF	DEF	TOT	AVG	PF	FO A	TO	BLK	STL	PTS	AVG	
2021-22	PSU	4-0	9/2.3	0-1	.000	0-1	.000	0-0	.000	0	1	1	0.3	1-0	0	0	0	0	0	0	0.0
2022-23	PSU	2-0	3/1.7	0-1	.000	0-1	.000	0-0	.000	0	0	0	0.0	0-0	0	0	0	0	0	0	0.0
TOTAL		6-0	12/2.1	0-2	.000	0-2	.000	0-0	.000	0	1	1	0.2	1-0	0	0	0	0	0	0	0.0

2022-23 GAME-BY-GAME STATS

Opponent	Date	GS	MIN	Total		3-Pointers		Free throws		Rebounds				PF	FO A	TO	BLK	STL	PTS	AVG
				FG-FGA	PCT	3FG-3FGA	PCT	FT-FTA	PCT	OFF	DEF	TOT	AVG							
Winthrop	11/07/2022		01:06	0-0	.000	0-0	.000	0-0	.000	0	0	0	0.0	0	0	0	0	0	0	0.0
Canisius	12/18/2022		02:22	0-1	.000	0-1	.000	0-0	.000	0	0	0	0.0	0	0	0	0	0	0	0.0
Totals		0	03:28	0-1	.000	0-1	.000	0-0	.000	0	0	0	0.0	0	0	0	0	0	0	0.0

STAT HIGHS

	2022-23 Season	Career	Big Ten
Points	---	---	---
Rebounds	---	1, vs. Minnesota, 2/17/22	1, vs. Minnesota, 2/17/22
Assists	---	---	---
Blocks	---	---	---
Steals	---	---	---
Minutes	2, vs. Canisius, 12/18/22	3, vs. Nebraska, 2/27/22	3, vs. Nebraska, 2/27/22
FG Made	---	---	---
FG Attempted	1, vs. Canisius, 12/18/22	1, 2x, last vs. Canisius, 12/18/22	---
3-Point FG Made	---	---	---
3-Point FG Attempted	1, vs. Canisius, 12/18/22	1, 2x, last vs. Canisius, 12/18/22	---
FT Made	---	---	---
FT Attempted	---	---	---

2022-23 NOTES

- Saw action in season opener against Winthrop (11/7) and against Canisius (12/18).
- Third season as a walk-on with Penn State.

35 Ishaan JAGIAS

Sr. • Guard • 6-1 • 197 lbs.
 Wilmington, Del./Huntington Prep (W.V.)
 Major: Economics



CAREER STATS

SEASON	TEAM	GP-GS	MIN	AVG	Field Goals		3-Point		F-Throws		Rebounds				Scoring					
					FG-FGA	FG%	3FG-3FGA	3FG%	FT-FTA	FT%	OFF	DEF	TOT	AVG	PF	FO A	TO	BLK	STL	PTS
2021-22	PSU	2-0	2/1.1	0-0	.000	0-0	.000	0-0	.000	0	0	0	0.0	0-0	0	0	0	0	0	0.0
2022-23	PSU	2-0	2/1.1	0-0	.000	0-0	.000	0-0	.000	0	0	0	0.0	0-0	1	0	0	0	0	0.0
TOTAL		4-0	4/1.1	0-0	.000	0-0	.000	0-0	.000	0	0	0	0.0	0-0	1	0	0	0	0	0.0

2022-23 GAME-BY-GAME STATS

Opponent	Date	GS	MIN	Total		3-Pointers		Free throws		Rebounds				PF	FO A	TO	BLK	STL	PTS	AVG
				FG-FGA	PCT	3FG-3FGA	PCT	FT-FTA	PCT	OFF	DEF	TOT	AVG							
Winthrop	11/07/2022		00:30	0-0	.000	0-0	.000	0-0	.000	0	0	0	0.0	0	1	0	0	0	0	0.0
Canisius	12/18/2022		01:38	0-0	.000	0-0	.000	0-0	.000	0	0	0	0.0	0	0	0	0	0	0	0.0
Totals			0 02:08	0-0	.000	0-0	.000	0-0	.000	0	0	0	0.0	0	1	0	0	0	0	0.0

STAT HIGHS

	2022-23 Season	Career	Big Ten
Points	---	---	---
Rebounds	---	---	---
Assists	1, vs. Winthrop, 11/7/22	1, vs. Winthrop, 11/7/22	---
Blocks	---	---	---
Steals	---	---	---
Minutes	1, vs. Canisius, 12/18/22	2, vs. Minnesota, 2/17/22	2, vs. Minnesota, 2/17/22
FG Made	---	---	---
FG Attempted	---	---	---
3-Point FG Made	---	---	---
3-Point FG Attempted	---	---	---
FT Made	---	---	---
FT Attempted	---	---	---

2022-23 NOTES

- Saw playing time in win over Canisius (12/18).
- Tallied first-career assist in season opener vs. Winthrop (11/7).
- Second season as a walk-on with Penn State.

GAME 1: Penn State 93, Winthrop 68
Nov. 7, 2022 - Bryce Jordan Center - University Park, Pa.

Winthrop 68 - 0-1,0-0 Big Sout

#	Player	Total	3-Ptr		Rebounds		PF	TP	A	TO	Blk	Stl	Min		
			FG-FGA	FG-FGA	FT-FTA	Off								Def	Tot
04	Kelton Tallford	1	8-10	0-1	2-2	1	6	7	0	18	1	4	1	0	31
33	Chase Claxton	1	0-2	0-1	2-2	0	1	1	0	2	1	0	1	1	30
00	Sin'Cere McMahon	g	4-11	3-5	0-0	0	2	2	2	11	1	3	0	0	30
01	Toneari Lane	g	5-7	5-7	2-2	0	0	0	1	17	0	0	0	1	24
21	Isaiah Wilson	g	1-4	0-1	3-4	0	2	2	3	5	0	2	0	1	20
05	Howard Fleming Jr.	g	0-1	0-1	0-0	0	3	3	2	0	2	4	0	2	18
10	Cameron Whiteside	g	0-1	0-0	0-0	0	1	1	0	0	0	0	0	0	5
12	Cory Hightower	g	4-13	3-9	4-4	0	4	4	3	15	6	2	0	2	33
23	Michael Moore	g	0-0	0-0	0-0	2	1	3	1	0	1	1	1	0	9
	Team					0	2	2							
	Totals		22-49	11-25	13-14	3	22	25	12	68	12	17	3	7	200
	FG % 1st Half: 12-26		46.2%	2nd half: 10-23		43.5%	Game: 22-49		44.9%						
	3FG % 1st Half: 6-13		46.2%	2nd half: 5-12		41.7%	Game: 11-25		44.0%						
	FT % 1st Half: 2-2		100.0%	2nd half: 11-12		91.7%	Game: 13-14		92.9%						

Penn State 93 - 1-0,0-0 Big Ten

#	Player	Total	3-Ptr		Rebounds		PF	TP	A	TO	Blk	Stl	Min		
			FG-FGA	FG-FGA	FT-FTA	Off								Def	Tot
01	Seth Lundy	f	2-4	2-4	4-7	0	3	3	1	10	3	1	1	23	
04	Caleb Dorsey	f	2-4	1-2	0-0	2	4	6	2	5	4	0	0	23	
10	Funk, Andrew	g	8-12	6-10	0-0	0	2	2	2	22	4	1	0	2	30
11	Wynter, Camren	g	3-7	0-2	3-3	1	2	3	1	9	3	1	0	24	
22	Pickett, Jalen	g	9-13	3-6	2-2	1	4	5	2	23	5	3	2	1	32
00	Kanye Clary	g	0-1	0-0	0-0	0	0	0	2	0	0	1	0	5	
02	Myles Dread	g	4-6	4-6	0-0	0	2	2	0	12	2	0	1	1	22
03	Kebba Njie	g	2-3	0-0	0-0	2	1	3	4	4	0	2	1	0	10
05	Jameel Brown	g	1-2	1-2	0-0	0	1	1	1	3	0	0	0	0	3
12	Mahaffey, Evan	g	1-2	0-1	0-1	0	1	1	0	2	0	0	0	0	6
15	Conlan, Dan	g	0-1	0-0	0-0	0	0	0	0	0	0	0	0	1	
23	Johnson, Dallion	g	0-4	0-4	0-0	0	4	4	0	0	1	2	0	0	17
24	Henn, Michael	g	1-1	1-1	0-0	0	0	0	0	3	1	0	0	0	3
33	Christos, Andy	g	0-0	0-0	0-0	0	0	0	0	0	0	0	0	0	1
35	Jagiasi, Ishaan	g	0-0	0-0	0-0	0	0	0	0	0	1	0	0	0	1
	Team					0	1	1							
	Totals		33-60	18-38	9-13	6	25	31	15	93	24	11	5	8	201
	FG % 1st Half: 17-31		54.8%	2nd half: 16-29		55.2%	Game: 33-60		55.0%						
	3FG % 1st Half: 9-21		42.9%	2nd half: 9-17		52.9%	Game: 18-38		47.4%						
	FT % 1st Half: 1-2		50.0%	2nd half: 8-11		72.7%	Game: 9-13		69.2%						

Officials: Tony Bache Meeks, Josh White, Paul Szlec
 Technical fouls: Winthrop-Sin'Cere McMahon, Penn State-None.
 Attendance: 6572
 2022-23 Men's Basketball. Round: 0. Penn St. vs Winthrop. Played at Bryce Jord

Score by periods	1st	2nd	Total
Winthrop	32	36	68
Penn State	44	49	93

Last FG - WIN 2nd-00:53, PSU 2nd-00:23.
 Largest lead - WIN by 1 1st-17:33, PSU by 27 2nd-01:08.
 WIN led for 00:28. PSU led for 36:40. Game was tied for 02:52.

PENN STATE DRILLS PROGRAM-RECORD 18 3-POINTERS IN OPENING NIGHT WIN

Penn State drained a program-record 18 3-pointers en route to a dominant 93-68 victory over Winthrop in the 2022-23 season opener at the Bryce Jordan Center.

Penn State put together a dominant offensive effort to the tune of 93 points, its most in a single game since putting up 95 against Nebraska on Feb. 19, 2019. The Nittany Lions' single-game record 18 3-pointers came on a blistering 47.4 percent (18-38) clip from beyond the arc.

Guard Jalen Pickett led Penn State with 23 points on 9-of-13 shooting, five rebounds and five assists. Guard Andrew Funk drilled six three points and shot 8-for-12 from the field to put up 22 points in his Penn State debut. Myles Dread (12) and Seth Lundy (10) also finished in double figures. A total of 10 Nittany Lions scored in the balanced team effort.

The Nittany Lions had 24 assists on 33 made field goals, their most since recording 24 against Central Connecticut State on Dec. 20, 2019.

The Nittany Lions shot 55.0 percent (33-for-60) from the field, their best single-game field goal percentage since shooting 60.0 percent against Bucknell on Nov. 19, 2019.

Penn State scored 28 points off 17 Winthrop turnovers. The Nittany Lion defense collected eight steals and five blocks.

GAME 2: Penn State 90, Loyola (Md.) 65
Nov. 10, 2022 - Bryce Jordan Center - University Park, Pa.

Loyola Maryland 65 - 0-2,0-0 Patriot

#	Player	Total	3-Ptr		Rebounds		PF	TP	A	TO	Blk	Stl	Min		
			FG-FGA	FG-FGA	FT-FTA	Off								Def	Tot
10	Golden Dike	f	5-8	0-0	0-0	3	3	6	1	10	1	1	0	1	30
23	David Brown III	f	1-5	1-4	0-0	0	3	3	0	3	1	0	0	1	25
02	Jaylin Andrews	g	9-16	2-5	3-4	2	2	4	1	23	2	1	0	2	33
12	Deon Perry	g	2-6	1-2	0-0	0	1	1	2	5	2	2	0	0	24
25	Kenneth Jones	g	4-11	1-4	0-0	0	4	4	2	9	4	2	1	0	31
05	Isaiah Alexander	g	2-3	1-1	0-0	0	2	2	1	5	1	2	0	0	16
13	Markese Redding	g	2-3	0-0	0-2	0	2	2	3	4	2	1	0	0	10
15	Tyson Commander	g	0-2	0-2	0-0	0	0	0	0	0	0	0	0	0	12
20	Chris Kuzemka	g	1-1	0-0	4-4	0	2	2	2	4	6	1	0	0	17
24	Daraun Gray	g	0-1	0-1	0-0	0	0	0	0	0	0	0	0	0	2
	Team					0	2	2							
	Totals		26-56	6-19	7-10	5	21	26	14	65	14	9	1	4	200
	FG % 1st Half: 12-29		41.4%	2nd half: 14-27		51.9%	Game: 26-56		46.4%						
	3FG % 1st Half: 3-10		30.0%	2nd half: 3-9		33.3%	Game: 6-19		31.6%						
	FT % 1st Half: 2-3		66.7%	2nd half: 5-7		71.4%	Game: 7-10		70.0%						

Penn State 90 - 2-0,0-0 Big Ten

#	Player	Total	3-Ptr		Rebounds		PF	TP	A	TO	Blk	Stl	Min		
			FG-FGA	FG-FGA	FT-FTA	Off								Def	Tot
01	Seth Lundy	f	3-5	2-4	2-3	1	1	2	4	10	0	0	0	1	16
04	Caleb Dorsey	f	3-4	1-1	1-2	0	2	2	3	8	0	1	0	0	15
10	Funk, Andrew	g	1-5	1-5	0-0	1	4	5	0	3	2	1	0	0	27
11	Wynter, Camren	g	7-9	3-4	1-1	0	4	4	0	18	3	1	0	0	24
22	Pickett, Jalen	g	2-8	1-2	0-0	1	2	3	0	5	11	2	0	1	31
00	Kanye Clary	g	3-4	1-1	0-0	0	1	1	2	7	1	0	0	1	11
02	Myles Dread	g	4-8	4-7	0-0	0	1	1	1	12	2	0	0	1	21
03	Kebba Njie	g	4-5	0-0	4-5	2	4	6	3	12	2	1	0	0	16
05	Jameel Brown	g	0-1	0-1	0-0	2	2	2	0	0	0	0	0	0	10
12	Mahaffey, Evan	g	2-2	0-0	0-0	0	1	1	1	4	0	2	0	0	6
15	Conlan, Dan	g	0-0	0-0	0-0	0	0	0	0	1	0	0	0	0	3
23	Johnson, Dallion	g	3-5	2-4	0-0	0	3	3	2	8	0	0	0	0	16
24	Henn, Michael	g	1-1	1-1	0-0	0	0	0	0	3	0	0	0	0	4
	Team					0	3	3							
	Totals		33-57	16-30	8-11	5	28	33	17	90	21	8	0	4	200
	FG % 1st Half: 14-30		46.7%	2nd half: 19-27		70.4%	Game: 33-57		57.9%						
	3FG % 1st Half: 10-20		50.0%	2nd half: 6-10		60.0%	Game: 16-30		53.3%						
	FT % 1st Half: 2-2		100.0%	2nd half: 6-9		66.7%	Game: 8-11		72.7%						

Officials: Edwin Young, Earl Walton, Rob Riley
 Technical fouls: Loyola Maryland-None, Penn State-None.
 Attendance: 6444
 2022-23 Men's Basketball. Round: 0. Loyola Maryland vs Penn St.. Played at Bry

Score by periods	1st	2nd	Total
Loyola Maryland	29	36	65
Penn State	40	50	90

Last FG - LOYOLA 2nd-02:10, PSU 2nd-00:48.
 Largest lead - LOYOLA None, PSU by 25 2nd-00:48.
 LOYOLA led for 00:00. PSU led for 39:00. Game was tied for 00:47.

Score tied - 0 times.
 Lead changed - 0 times.

WELL-BALANCED TEAM EFFORT LEADS NITTANY LIONS TO 90-65 WIN

Penn State got contributions from up and down the lineup in another highly-efficient offensive performance as the Nittany Lions took down Loyola University Maryland 90-65 inside the Bryce Jordan Center.

Eleven different Nittany Lions scored as Penn State shot a blistering 57.9 percent (33-57) from the field and 53.5 percent (16-30) from 3-point range. The Penn State bench contributed 46 points in the full-team effort.

Camren Wynter led the Nittany Lions with 18 points, while Myles Dread and Kebba Njie each had 12 and Seth Lundy chipped in 10. Jalen Pickett facilitated all night long, dishing 11 of Penn State's 21 assists.

Penn State raced out to an early lead before the Greyhounds pulled within two at 21-19 with 8:49 left in the first-half clock. A trio of Myles Dread 3-pointers helped the Nittany Lions answer with a 14-4 streak over the next 5:39 and Penn State never looked back as it cruised to the 25-point win.

Penn State's 90 points against Loyola Maryland and 93 points in the season opener marks the first time since December 2016 that Penn State has scored 90 points in back-to-back games (92 in win over St. John's on Dec. 18, 2016 and 96 in win over Morgan State on Dec. 21, 2016). Penn State shot 70.4 percent (19-27) from the field in the second half. It marks the first time that the Nittany Lions have shot over 70 percent in a half since Jan. 15, 2018 against Northwestern (70.8%).

GAME 3: Penn State 68, Butler 62
Nov. 14, 2022 - Bryce Jordan Center - University Park, Pa.
Gavitt Tipoff Games

Butler 62 • 1-1,0-0 Big East
Table with columns: # Player, FG-FGA, 3-Ptr, FT-FTA, Rebounds (Off, Def, Tot), PF, TP, A, TO, Blk, Stl, Min. Totals: 23-67, 5-23, 11-12, 7 29 36, 13 62, 11 5 4 9 | 200

Penn State 68 • 3-0,0-0 Big Ten
Table with columns: # Player, FG-FGA, 3-Ptr, FT-FTA, Rebounds (Off, Def, Tot), PF, TP, A, TO, Blk, Stl, Min. Totals: 27-59, 10-24, 4-5, 4 36 40, 14 68, 18 11 2 5 | 200

Officials: Brian O'Connell,Jeffery Clark,Jeffrey Anderson
Technical fouls: Butler-None. Penn State-None.
Attendance: 6762
2022-23 Men's Basketball. Round: 0. Butler vs Penn St.. Played at Bryce Jordan
Score by periods: Butler 26, 36, 62; Penn State 33, 35, 68

Last FG - BUTLER 2nd-00:28. PSU 2nd-00:35.
Largest lead - BUTLER by 2 1st-19:42, PSU by 16 2nd-05:44.
BUTLER led for 03:09. PSU led for 35:29. Game was tied for 01:22.

PENN STATE TAKES DOWN BUTLER 68-62 IN GAVITT TIPOFF GAMES

Penn State earned a hard-fought 68-62 win over Butler in the Gavitt Tipoff Games to move to 3-0 on the season inside the Bryce Jordan Center.
Senior+ guard Jalen Pickett recorded just the second triple-double in Penn State history, finishing with 15 points, 10 rebounds and 11 assists. It marks the first triple-double for a Nittany Lion since all-time great Calvin Booth had 19 points, 10 rebounds and 10 blocks in the NIT at Dayton on March 16, 1998.
Penn State's defense set the tone for the victory as the Nittany Lions held Butler to a 34.3 percent (23-for-67) mark from the field and 21.7 percent (5-for-23) clip from 3-point range. The Nittany Lions out-rebounded the Bulldogs 40-36 and held a 30-24 edge in points in the paint.
Pickett led the Nittany Lions offensively, while senior guards Andrew Funk and Camren Wynter added 11 points apiece and Seth Lundy chipped in 10.
The Nittany Lions have now shot 44-for-92 (47.8%) from 3-point range through the first three games.
Penn State moves to 3-0 for the first time since the 2019-20 season. The Nittany Lions are now 3-1 all-time in Gavitt Tipoff Games matchups. The Nittany Lions evened the all-time series with Butler at 2-2.

GAME 4: Penn State 73, Furman 68
Nov. 17, 2022 - TD Arena - Charleston, S.C.
Charleston Classic - First Round

Furman 68 • 2-1,0-0 SoCon
Table with columns: # Player, FG-FGA, 3-Ptr, FT-FTA, Rebounds (Off, Def, Tot), PF, TP, A, TO, Blk, Stl, Min. Totals: 27-64, 11-34, 3-7, 14 26 40, 14 68, 14 11 5 4 | 200

Penn State 73 • 4-0,0-0 Big Ten
Table with columns: # Player, FG-FGA, 3-Ptr, FT-FTA, Rebounds (Off, Def, Tot), PF, TP, A, TO, Blk, Stl, Min. Totals: 27-59, 11-27, 8-9, 7 25 32, 12 73, 16 8 2 3 | 200

Officials: Tim Clougherty,Antonio Petty,Jeffrey Anderson
Technical fouls: Furman-None. Penn State-None.
Attendance: 2155
2022-23 Men's Basketball. Round: 0. Furman vs Penn St.. Played at TD Arena.
Score by periods: Furman 29, 39, 68; Penn State 46, 27, 73

Last FG - FURMAN 2nd-01:48, PSU 2nd-01:22.
Largest lead - FURMAN by 5 1st-19:09, PSU by 21 1st-05:19.
FURMAN led for 03:52. PSU led for 35:15. Game was tied for 00:53.

PENN STATE HOLDS OFF FURMAN FOR 73-68 WIN IN CHARLESTON CLASSIC OPENER

Penn State men's fended off a furious Furman comeback attempt as the Nittany Lions earned a 73-68 win over the Paladins in the opening game of the Charleston Classic at TD Arena.
The Nittany Lions got off to a hot start and led by as much as 21 in the first half. Furman heated up in the second half, slowly chipping away at the Penn State lead until it was a one-point game in the final two minutes. The Penn State defense held on, however, and added four clutch points from Seth Lundy in the final 1:22 to close out the 73-68 victory.
Lundy finished with 20 points and a team-best seven rebounds, while senior+ guard Jalen Pickett finished with 20 points and team-best seven assists. Myles Dread knocked down three triples for nine points.
Penn State moved to 4-0 to start the season 4-0 for the first time since the 2019-20 season.
The Penn State defense held Furman to a 42.2 percent mark from the field and 32.4 percent clip from downtown. The Paladins came into the game averaging 90.0 points per game with a 55.9 FG%.
Jalen Pickett notched his second 20-point game of the season. He started the game 7-for-7 from the floor, not missing a shot until the 17:18 mark of the second half.
Seth Lundy tallied his first 20-point game of the season.

GAME 5: Virginia Tech 61, Penn State 59

Nov. 18, 2022 - TD Arena - Charleston, S.C.
Charleston Classic - Semifinals

Penn State 59 • 4-1,0-0 Big Ten

#	Player	Total			3-Ptr			Rebounds			PF	TP	A	TO	Blk	Stl	Min
		FG-FGA	FG-FGA	FT-FTA	Off	Def	Tot	Off	Def	Tot							
01	Seth Lundy	f	1-5	0-2	2-4	2	7	9	3	4	3	0	0	0	0	34	
04	Caleb Dorsey	f	0-1	0-1	0-0	0	1	1	0	0	0	1	0	0	0	6	
10	Funk, Andrew	g	8-16	5-11	0-0	0	1	1	21	1	1	1	0	1	36		
11	Wynter, Camren	g	1-4	0-1	0-0	0	1	1	0	2	0	4	0	1	18		
22	Pickett, Jalen	g	4-10	1-2	0-0	1	6	7	3	9	8	4	0	3	39		
02	Myles Dread	g	5-11	5-11	0-0	2	2	4	2	15	0	1	0	1	30		
03	Kebba Njie	g	1-3	0-0	0-0	0	1	1	1	2	1	0	0	0	6		
12	Mahaffey, Evan	g	2-2	0-0	0-0	3	2	5	1	4	1	2	0	0	16		
23	Johnson, Dallion	g	1-4	0-2	0-0	0	2	2	1	2	1	1	0	0	15		
Team						0	3	3									
Totals			23-56	11-30	2-4	8	26	34	12	59	15	14	0	6	200		

FG % 1st Half:	11-28	39.3%	2nd half:	12-28	42.9%	Game:	23-56	41.1%	Deadball Rebound:	1
3FG % 1st Half:	5-14	35.7%	2nd half:	6-16	37.5%	Game:	11-30	36.7%		
FT % 1st Half:	2-2	100.0%	2nd half:	0-2	0.0%	Game:	2-4	50.0%		

Virginia Tech 61 • 5-0,0-0 ACC

#	Player	Total			3-Ptr			Rebounds			PF	TP	A	TO	Blk	Stl	Min
		FG-FGA	FG-FGA	FT-FTA	Off	Def	Tot	Off	Def	Tot							
21	Grant Basile	f	1-5	1-3	2-3	0	4	4	2	17	3	1	3	1	26		
25	Justyn Mutts	f	5-12	0-1	0-2	2	10	12	2	10	5	4	0	1	38		
00	Hunter Cattoor	g	1-6	1-5	0-0	0	4	4	1	3	1	0	0	4	38		
03	Sean Pedulla	g	5-13	0-6	0-0	0	1	1	10	3	1	0	3	38			
13	Darius Maddox	g	5-8	1-2	0-0	3	2	5	1	11	1	1	0	0	33		
02	MJ Collins	g	0-2	0-2	2-2	1	3	4	2	2	1	0	0	0	16		
15	Lynn Kidd	g	1-1	0-0	0-0	0	0	0	2	2	0	1	0	0	3		
34	Mlyjael Poteat	g	2-5	0-0	2-2	0	1	1	1	6	0	1	1	0	8		
Team						2	1	3									
Totals			26-58	3-19	6-9	8	26	34	12	61	14	9	4	9	200		

FG % 1st Half:	16-36	44.4%	2nd half:	10-22	45.5%	Game:	26-58	44.8%	Deadball Rebound:	1
3FG % 1st Half:	3-15	20.0%	2nd half:	0-4	0.0%	Game:	3-19	15.8%		
FT % 1st Half:	2-2	100.0%	2nd half:	4-7	57.1%	Game:	6-9	66.7%		

Officials: John Gaffney,Olandis Poole,John Higgins
Technical fouls: Penn State-None. Virginia Tech-None.
Attendance: 2022-23 Men's Basketball. Round: 0. Penn St. vs Virginia Tech. Played at TD AR

Score by periods	1st	2nd	Total
Penn State	29	30	59
Virginia Tech	37	24	61

Last FG - PSU 2nd-00:41. VT 2nd-01:08.
Largest lead - PSU None, VT by 16 1st-10:01.
PSU led for 00:00. VT led for 39:48. Game was tied for 00:12.

	In	Off	2nd	Fast	Bench
Points	24	9	11	12	23
PSU	40	8	11	2	10

Score tied - 0 times.
Lead changed - 0 times.

NITTANY LIONS COME UP JUST SHORT IN 61-59 LOSS TO VIRGINIA TECH

Penn State trimmed a 16-point deficit down to two and had a chance to win the game at the end, but RV/RV Virginia Tech held on in the final seconds to hand the Nittany Lions their first loss of the season, 61-59, in the Charleston Classic semifinal round at TD Arena.

The Hokies got out to a 16-point lead just 10 minutes into the game, but Penn State chipped away and made it a one-possession game in the final four minutes.

Andrew Funk led the Nittany Lions with 21 points, 13 of which came in the second half. Myles Dread drilled five 3-pointers for a season-best 15 points. Jalen Pickett finished with nine points, eight assists and seven rebounds. Seth Lundy led the team with nine rebounds, while freshman Evan Mahaffey was a big spark off the bench in the second half, adding four points and five rebounds.

The Hokies came into the game averaging 85.5 ppg and the Nittany Lions limited Virginia Tech to a season-low 61 points.

The Penn State defense has kept all five of its opponents under 70 points this season.

The Nittany Lions held Virginia Tech to a 3-for-19 (15.8%) mark from 3-point range.

GAME 6: Penn State 68, Colorado State 56

Nov. 20, 2022 - TD Arena - Charleston, S.C.
Charleston Classic - Third-Place Game

Penn State 68 • 5-1,0-0 Big Ten

#	Player	Total			3-Ptr			Rebounds			PF	TP	A	TO	Blk	Stl	Min
		FG-FGA	FG-FGA	FT-FTA	Off	Def	Tot	Off	Def	Tot							
01	Seth Lundy	f	6-10	3-5	2-3	0	8	8	4	17	0	1	0	1	31		
03	Kebba Njie	f	2-5	1-2	3-3	2	1	3	3	8	0	2	0	0	17		
10	Funk, Andrew	g	3-11	2-8	0-0	0	3	3	0	8	2	1	0	0	35		
11	Wynter, Camren	g	2-5	1-3	4-4	0	2	2	1	9	1	2	0	0	29		
22	Pickett, Jalen	g	7-16	1-5	1-2	0	11	11	0	16	3	0	0	1	36		
00	Kanye Clary	g	2-2	0-0	1-1	0	0	0	2	5	0	1	0	1	11		
02	Myles Dread	g	1-3	1-3	0-0	0	2	2	1	3	0	0	0	0	15		
04	Caleb Dorsey	g	0-0	0-0	0-0	1	1	2	1	0	1	0	0	0	13		
12	Mahaffey, Evan	g	0-3	0-2	2-4	0	0	0	1	2	0	0	1	0	6		
23	Johnson, Dallion	g	0-0	0-0	0-0	0	0	0	0	0	0	0	0	0	7		
Team						0	4	4									
Totals			23-55	9-28	13-17	3	32	35	13	68	7	8	1	3	200		

FG % 1st Half:	13-32	40.6%	2nd half:	10-23	43.5%	Game:	23-55	41.8%	Deadball Rebound:	1
3FG % 1st Half:	6-19	31.6%	2nd half:	3-9	33.3%	Game:	9-28	32.1%		
FT % 1st Half:	1-1	100.0%	2nd half:	12-16	75.0%	Game:	13-17	76.5%		

Colorado St. 56 • 4-2,0-0 Mountain

#	Player	Total			3-Ptr			Rebounds			PF	TP	A	TO	Blk	Stl	Min
		FG-FGA	FG-FGA	FT-FTA	Off	Def	Tot	Off	Def	Tot							
10	James Moors	f	1-6	0-1	2-3	1	6	7	2	4	2	2	0	0	16		
01	John Tonje	g	5-14	2-7	2-2	3	10	13	1	14	1	1	0	1	33		
05	Baylor Hebb	g	0-1	0-1	0-0	0	0	0	2	0	1	1	0	0	14		
15	Jalen Lake	g	1-7	1-5	0-0	0	2	2	0	3	1	1	0	0	30		
23	Isaiah Rivera	g	6-13	2-7	1-1	1	1	2	2	15	5	0	0	0	34		
02	Tavontae Jackson	g	1-5	1-3	2-2	0	3	3	3	5	2	1	1	1	26		
03	Josiah Strong	g	1-5	0-3	0-0	0	2	2	2	2	1	1	0	0	18		
12	Patrick Cartier	g	5-11	0-2	1-2	2	4	6	2	11	0	1	0	2	19		
20	Joe Palmer	g	1-2	0-1	0-0	1	2	3	1	2	0	1	0	0	10		
Team						3	1	4									
Totals			21-64	6-30	8-10	11	31	42	15	56	13	9	1	4	200		

FG % 1st Half:	9-30	30.0%	2nd half:	12-34	35.3%	Game:	21-64	32.8%	Deadball Rebound:	1
3FG % 1st Half:	2-9	22.2%	2nd half:	4-21	19.0%	Game:	6-30	20.0%		
FT % 1st Half:	1-2	50.0%	2nd half:	7-8	87.5%	Game:	8-10	80.0%		

Officials: John Gaffney,Wally Rutecki,Ted Valentine
Technical fouls: Penn State-None. Colorado St.-None.
Attendance: 5405
2022-23 Men's Basketball. Round: 0. Colorado St. vs Penn St.. Played at TD ARE

Score by periods	1st	2nd	Total
Penn State	33	35	68
Colorado St.	21	35	56

Last FG - PSU 2nd-01:05. CSU 2nd-00:00.
Largest lead - PSU by 19 2nd-05:09. CSU None.
PSU led for 39:37. CSU led for 00:00. Game was tied for 00:23.

	In	Off	2nd	Fast	Bench
Points	22	7	5	12	10
PSU	22	7	15	2	20

Score tied - 0 times.
Lead changed - 0 times.

NITTANY LIONS CRUISE TO 68-56 WIN OVER COLORADO STATE

Penn State used a dominating defensive effort to take down Colorado State 68-56 in the third-place game of the Charleston Classic at TD Arena.

The Nittany Lions set the tone from the start, jumping out to a 13-0 lead and never letting the Rams closer than six in the wire-to-wire victory. The Penn State defense held Colorado State to a season-low 56 points, 18.2 points below the 74.2 ppg average the Rams entered the game with.

Senior Seth Lundy led the Nittany Lions with 17 points and added eight rebounds. Senior+ Jalen Pickett recorded a double-double with 16 points and 11 rebounds. Senior+ Camren Wynter added nine points, while senior+ Andrew Funk and freshman Kebba Njie each tallied eight.

Pickett earned a spot on the Charleston Classic All-Tournament team after averaging 15.0 ppg, 7.3 rpg and 6.0 apg through the three tournament contests.

The Nittany Lion defense limited the Rams to a 32.8% (21-64) mark from the field and 20.0% clip (6-30) from downtown.

Seth Lundy finished with a game-high 17 points on 6-of-10 shooting. He added eight rebounds and a steal. Jalen Pickett notched his second double-double in the last four games with 16 points and 11 rebounds.

Penn State held a 12-2 edge in fast-break points.

PAGE 30 | GAME 13 | PENN STATE VS. DELAWARE STATE

GAME 7: Penn State 70, Lafayette 57

Nov. 25, 2022 - Bryce Jordan Center - University Park, Pa.

Lafayette 57 • 1-6,0-0 Patriot

Table with columns: #, Player, Total, FG-FGA, 3-Ptr, FT-FTA, Rebounds, PF, TP, A, TO, Blk, Stl, Min. Rows include Josh Rivera, Leo O'Boyle, Justin Vander Baan, Ryan Zambie, CJ Fulton, Jon Brantley, Eric Sondberg, Isaiah Thompson, Chris Rubayo, Kyle Jenkins, T.J. Berger, and Team Totals.

FG % 1st Half: 11-28 39.3% 2nd half: 7-30 23.3% Game: 18-58 31.0%
3FG % 1st Half: 4-12 33.3% 2nd half: 5-16 31.3% Game: 9-28 32.1%
FT % 1st Half: 6-8 75.0% 2nd half: 6-10 60.0% Game: 12-18 66.7%

Penn State 70 • 6-1,0-0 Big Ten

Table with columns: #, Player, Total, FG-FGA, 3-Ptr, FT-FTA, Rebounds, PF, TP, A, TO, Blk, Stl, Min. Rows include Seth Lundy, Kebba Njie, Funk, Andrew, Wynter, Camren, Pickett, Jalen, Kanye Clary, Myles Dread, Caleb Dorsey, Jameel Brown, Mahaffey, Evan, Lilley, Demetrius, Conlan, Dan, Johnson, Dallion, Henn, Michael, and Team Totals.

FG % 1st Half: 16-28 57.1% 2nd half: 11-28 39.3% Game: 27-56 48.2%
3FG % 1st Half: 8-16 50.0% 2nd half: 3-11 27.3% Game: 11-27 40.7%
FT % 1st Half: 2-2 100.0% 2nd half: 3-4 75.0% Game: 5-6 83.3%

Officials: King Whetstone, Tony Bache, Meeks, John Floyd
Technical fouls: Lafayette-None, Penn State-None.
Attendance: 5652
2022-23 Men's Basketball. Round: 0. Lafayette vs Penn St. Played at Bryce Jour

Score by periods table with columns: 1st, 2nd, Total. Rows: Lafayette (32, 25, 57), Penn State (42, 28, 70)

Last FG - LAF 2nd-00:32, PSU 2nd-04:50.
Largest lead - LAF by 7 1st-12:54, PSU by 26 2nd-07:34.
LAF led for 07:14, PSU led for 30:11. Game was tied for 02:35.

PENN STATE TAKES DOWN LAFAYETTE, 70-57

Penn State improved to 6-1 on the season with a 70-57 win over Lafayette on Black Friday inside the Bryce Jordan Center.

The Nittany Lions used a 38-12 run from the 5:18 mark of the first half to the 7:34 mark of the second half to find the separation they would need to pull away from the Leopards. Penn State was stellar defensively after finding its footing in the early going as Lafayette shot just 22.2 percent (8-36) from the field in the game's final 26 minutes.

Jalen Pickett led Penn State with 18 points to go along with eight assists and six rebounds. Seth Lundy tallied 15 points and seven rebounds. Camren Wynter chipped in 11 points to round out the double-digit scorers.

Penn State got off to a slow start, finding itself down 19-12 just under eight minutes into the game before a Dallion Johnson 3-pointer at the 12:35 mark sparked a 33-16 Nittany Lion run to close the first half. The Nittany Lions shot 61.9 percent (13-21) from the field and 50 percent (5-10) from downtown in the final 12:35 of the half, while the Penn State defense thwarted Lafayette's hot start to limit the Leopards to just 16 points in the final 12-plus minutes as Penn State controlled a 42-32 lead heading into the locker room.

Penn State was red hot to open the second half as the Nittany Lions spent the first 5:16 of the term on a 15-2 run to stretch their lead to 57-34. The PSU defense kept the Leopards scoreless for a 6-minute stretch during the streak, while five different Nittany Lions scored to put the game out of reach for Lafayette. The Leopards wouldn't get closer than 17 until there were less than four minutes to play and Lafayette scored the game's final 10 points, but Penn State walked away with the 70-57 win.

GAME 8: Clemson 101, Penn State 94 (2OT)

Nov. 29, 2022 - Littlejohn Coliseum - Clemson, S.C. ACC/Big Ten Challenge

Penn State 94 • 6-2,0-0 Big Ten

Table with columns: #, Player, Total, FG-FGA, 3-Ptr, FT-FTA, Rebounds, PF, TP, A, TO, Blk, Stl, Min. Rows include Seth Lundy, Kebba Njie, Funk, Andrew, Wynter, Camren, Pickett, Jalen, Kanye Clary, Myles Dread, Caleb Dorsey, Mahaffey, Evan, Johnson, Dallion, Henn, Michael, and Team Totals.

FG % 1st Half: 14-28 50.0% 2nd half: 9-29 31.0% OT: 6-14 42.9% Game: 29-71 40.8%
3FG % 1st Half: 6-13 46.2% 2nd half: 3-16 18.8% OT: 2-7 28.6% Game: 11-36 30.6%
FT % 1st Half: 1-3 33.3% 2nd half: 15-16 93.8% OT: 9-10 90.0% Game: 25-29 86.2%

Clemson 101 • 6-2,0-0 ACC

Table with columns: #, Player, Total, FG-FGA, 3-Ptr, FT-FTA, Rebounds, PF, TP, A, TO, Blk, Stl, Min. Rows include Hunter Tyson, PJ Hall, Chase Hunter, Brevin Galloway, Alex Hemlenway, Josh Beadle, Dillon Hunter, Ian Schieffelin, Ben Middlebrooks, Chauncey Wiggins, RJ Godfrey, and Team Totals.

FG % 1st Half: 11-25 44.0% 2nd half: 13-24 54.2% OT: 8-14 57.1% Game: 32-63 50.8%
3FG % 1st Half: 5-10 50.0% 2nd half: 4-6 66.7% OT: 2-5 40.0% Game: 11-21 52.4%
FT % 1st Half: 2-4 50.0% 2nd half: 12-19 63.2% OT: 12-14 85.7% Game: 26-37 70.3%

Officials: Lee Cassell, Jeffrey Anderson, Ron Groover
Technical fouls: Penn State-None, Clemson-None.
Attendance: 5861
2022-23 Men's Basketball. Round: 0. Clemson vs Penn St. Played at Littlejohn

Score by periods table with columns: 1st, 2nd, OT, Total. Rows: Penn State (35, 36, 12, 11, 94), Clemson (29, 42, 12, 18, 101)

Last FG - PSU OT2-00:42, CU OT3-01:07.
Largest lead - PSU by 10 1st-02:23, CU by 8 2nd-07:22.
PSU led for 22:45, CU led for 22:52. Game was tied for 04:23.

PENN STATE FALLS IN DOUBLE-OVERTIME HEARTBREAKER AT CLEMSON

Penn State rallied from a seven-point deficit in the final 51 seconds of regulation and graduate student Andrew Funk banked in a game-tying 3-pointer to force overtime, but the Nittany Lions eventually fell 101-94 in double-overtime at Clemson in the ACC/Big Ten Men's Basketball Challenge presented by Continental Tire.

Graduate student Camren Wynter led Penn State with 26 points with the help of an 11-for-12 effort from the free throw line. Jalen Pickett finished with 23 points, eight assists and seven rebounds, while Seth Lundy tallied a double-double with 23 points and 12 rebounds.

Penn State had three players (Wynter 26, Lundy 23, Pickett 23) finish with 20-plus points for the first time since Dec. 20, 2006 against VMI (Claxton, Cornley, Hassell).

The double-overtime game was Penn State's first since Jan. 31, 2022 when the Nittany Lions defeated Iowa 90-86 in double-overtime at the Bryce Jordan Center.

The Nittany Lions shot 86.2 percent (25-29) from the free throw line. Clemson shot 50.8 percent (32-63) from the field and 52.4 percent (11-21) from 3-point range compared to Penn State's 40.8 FG% (29-71) and 30.6 3FG% (11-36).

The Nittany Lions are now 11-11 all-time in the ACC/Big Ten Challenge.

GAME 9: Michigan State 67, Penn State 58
Dec. 7, 2022 - Bryce Jordan Center - University Park, Pa.

Michigan St. 67 • 6-4,1-1 Big Ten

#	Player	Total		3-Ptr		Rebounds			PF	TP	A	TO	Blk	Stl	Min
		FG-FGA	FG-FGA	FT-FTA	Off	Def	Tot								
10	Joey Hauser	5-10	0-2	2-2	2	13	15	2	12	3	2	1	0	35	
22	Mady Sissoko	0-1	0-0	0-0	1	4	5	2	0	1	2	0	0	18	
02	Tyson Walker	6-15	2-4	0-1	1	0	1	3	14	3	0	0	0	37	
03	Jaden Akins	2-6	2-3	1-2	0	6	6	4	7	0	2	1	1	21	
11	A.J. Hoggard	8-16	1-2	6-6	0	6	6	2	23	2	2	1	1	34	
00	Jaxon Kohler	3-6	0-0	0-0	0	0	0	1	6	1	0	1	0	12	
01	Pierre Brooks	2-6	1-3	0-0	0	4	4	0	5	1	0	0	0	25	
05	Tre Holloman	0-0	0-0	0-0	0	1	1	0	0	2	0	0	0	10	
15	Carson Cooper	0-0	0-0	0-0	0	0	0	0	0	0	0	0	0	1	
43	Jason Whitens	0-0	0-0	0-0	0	0	0	0	0	0	0	0	0	7	
Team					2	0	2			1					
Totals		26-60	6-14	9-11	6	34	40	14	67	13	9	3	2	200	

FG % 1st Half: 15-31 48.4% 2nd half: 11-29 37.9% Game: 26-60 43.3% Deadball Rebounds: 1
 3FG % 1st Half: 3-6 50.0% 2nd half: 3-8 37.5% Game: 6-14 42.9%
 FT % 1st Half: 2-2 100.0% 2nd half: 7-9 77.8% Game: 9-11 81.8%

Penn State 58 • 6-3,0-1 Big Ten

#	Player	Total		3-Ptr		Rebounds			PF	TP	A	TO	Blk	Stl	Min
		FG-FGA	FG-FGA	FT-FTA	Off	Def	Tot								
01	Seth Lundy	5-11	2-6	4-6	1	3	4	4	16	0	2	2	1	33	
03	Kebba Njije	1-5	0-0	0-2	2	4	6	2	2	0	1	1	0	18	
10	Funk, Andrew	1-4	0-3	0-0	1	1	2	0	2	1	1	0	0	29	
11	Wynter, Camren	3-8	2-4	2-2	0	1	1	0	10	0	0	0	1	31	
22	Pickett, Jalen	5-14	1-5	2-2	1	16	17	2	13	8	3	1	2	38	
02	Myles Dread	2-4	2-4	3-4	0	1	1	3	9	1	0	0	0	22	
04	Caleb Dorsey	2-5	1-2	1-2	0	2	2	1	6	0	2	0	0	14	
12	Mahaffey, Evan	0-1	0-0	0-0	0	0	0	2	0	0	0	0	0	7	
23	Johnson, Dallion	0-3	0-3	0-0	0	0	0	1	0	1	0	0	0	8	
Team					0	1	1								
Totals		19-55	8-27	12-18	5	29	34	15	58	11	9	4	4	200	

FG % 1st Half: 11-29 37.9% 2nd half: 8-26 30.8% Game: 19-55 34.5% Deadball Rebounds: 3
 3FG % 1st Half: 7-18 38.9% 2nd half: 1-9 11.1% Game: 8-27 29.6%
 FT % 1st Half: 6-7 85.7% 2nd half: 6-11 54.5% Game: 12-18 66.7%

Officials: Eric Curry, Larry Sciroto, Brian Dorsey
 Technical fouls: Michigan St.-None, Penn State-None.
 Attendance: 8302
 2022-23 Men's Basketball. Round: 0. Michigan St. vs Penn St.. Played at Bryce

Score by periods	1st	2nd	Total
Michigan St.	35	32	67
Penn State	35	23	58

Last FG - MSU 2nd-02:22, PSU 2nd-02:47.
 Largest lead - MSU by 9 2nd-00:34, PSU by 10 1st-12:31.
 MSU led for 14:54, PSU led for 20:52. Game was tied for 04:14.

Score tied - 4 times.
 Lead changed - 12 times.

NITTANY LIONS DROP BIG TEN OPENER TO MICHIGAN STATE

A cold-shooting second half doomed the Penn State men's basketball team as the Nittany Lions fell 67-58 to RV/RV Michigan State in the Big Ten opener at the Bryce Jordan Center.

The back-and-forth battle saw 12 lead changes and four tie scores and was a one-possession contest until the final two minutes. Penn State entered the game leading the nation in 3-pointers made per game, but went cold in the second half, shooting just 1-for-9 from deep in the final 20 minutes.

Seth Lundy finished with a team-best 16 points. Jalen Pickett recorded 13 points, a career-best 17 rebounds and eight assists. Camryn Wynter also finished in double figures with 10 points, away with the 70-57 win.

Penn State broke open an early 4-4 tie with a 14-2 run to surge out to an early 16-6 lead less than eight minutes into the game. The Spartans slowly clawed back over the remainder of the opening half as Penn State was just 6-for-15 from the field in the final 12:19. MSU momentarily took the lead in the final minute before a Pickett layup knotted the score at 35 heading into halftime.

The teams traded leads and neither team led by more than three in the first 13 minutes of the second half until a Tyson Walker 3-point capped a 7-2 Spartan stretch that put MSU ahead 56-52 with 6:51 to play. Penn State was back within two at 56-54 and 58-56, but a Joey Hauser layup sparked a 9-2 Spartan run in the game's final 2:22. Penn State went 0-for-4 in the final two minutes and the Spartans sealed the contest with a 7-for-9 showing at the charity stripe to leave Happy Valley with the 67-58 victory.

GAME 10: Penn State 74, #17 Illinois 59
Dec. 10, 2022 - State Farm Center - Champaign, Ill.

Penn State 74 • 7-3,1-1 Big Ten

#	Player	Total		3-Ptr		Rebounds			PF	TP	A	TO	Blk	Stl	Min
		FG-FGA	FG-FGA	FT-FTA	Off	Def	Tot								
01	Seth Lundy	5-9	0-3	6-6	2	5	7	2	16	2	1	0	2	36	
02	Myles Dread	5-9	5-9	0-0	0	4	4	2	15	0	0	0	1	33	
10	Funk, Andrew	7-11	6-9	0-0	0	3	3	0	20	2	1	0	3	37	
11	Wynter, Camren	0-3	0-1	0-0	0	1	1	2	0	2	2	0	0	28	
22	Pickett, Jalen	9-17	0-1	2-4	1	6	7	2	20	6	2	1	2	40	
00	Kanye Clary	0-2	0-0	0-0	0	1	1	1	0	1	1	0	0	12	
03	Kebba Njije	0-1	0-0	0-0	0	0	0	1	0	0	0	0	1	2	
12	Mahaffey, Evan	1-2	1-1	0-0	0	2	2	3	3	0	1	0	0	11	
14	Lilley, Demetrius	0-0	0-0	0-0	0	0	0	2	0	0	1	0	0	1	
Team					0	1	1								
Totals		27-54	12-24	8-10	3	23	26	15	74	13	9	1	9	200	

FG % 1st Half: 18-29 62.1% 2nd half: 9-25 36.0% Game: 27-54 50.0% Deadball Rebounds: 1
 3FG % 1st Half: 6-9 66.7% 2nd half: 6-15 40.0% Game: 12-24 50.0%
 FT % 1st Half: 5-5 100.0% 2nd half: 3-5 60.0% Game: 8-10 80.0%

Illinois 59 • 7-3,0-2 Big Ten

#	Player	Total		3-Ptr		Rebounds			PF	TP	A	TO	Blk	Stl	Min
		FG-FGA	FG-FGA	FT-FTA	Off	Def	Tot								
24	Matthew Mayer	4-11	2-8	4-5	0	3	3	0	14	0	1	0	0	23	
33	Coleman Hawkins	3-8	0-2	0-0	2	5	7	2	6	2	0	1	32		
00	Terrence Shannon Jr.	2-7	0-3	0-0	0	2	1	4	0	3	1	0	0	26	
15	RJ Melendez	2-2	1-1	0-0	0	2	1	0	5	1	1	0	0	16	
55	Sky Clark	4-8	3-6	0-0	1	6	7	1	11	2	1	1	0	32	
01	Sencire Harris	2-3	0-1	0-0	2	1	3	3	4	1	0	1	2	20	
03	Jayden Epps	1-5	1-2	0-0	0	3	3	1	3	0	3	1	0	25	
20	Ty Rodgers	3-5	0-0	0-0	2	1	3	2	6	0	0	0	1	14	
42	Dain Dainja	2-3	0-0	2-7	0	2	2	1	6	1	0	0	0	12	
Team					0	1	1								
Totals		23-52	7-23	6-12	7	25	32	11	59	11	12	4	4	200	

FG % 1st Half: 15-26 57.7% 2nd half: 8-26 30.8% Game: 23-52 44.2% Deadball Rebounds: 5
 3FG % 1st Half: 3-10 30.0% 2nd half: 4-13 30.8% Game: 7-23 30.4%
 FT % 1st Half: 5-9 55.6% 2nd half: 1-3 33.3% Game: 6-12 50.0%

Officials: Brian McNutt, D.J. Carstensen, Paul Szec
 Technical fouls: Penn State-None, Illinois-None.
 Attendance: 15544
 2022-23 Men's Basketball. Round: 0. Illinois vs Penn St.. Played at State Farm

Score by periods	1st	2nd	Total
Penn State	47	27	74
Illinois	38	21	59

Points	In	Off	Chance	Fast	Bench
PSU	26	14	5	3	3
ILLINI	28	12	10	4	19

Last FG - PSU 2nd-03:51, ILLINI 2nd-02:59.
 Largest lead - PSU by 19 2nd-09:41, ILLINI by 5 1st-11:49.
 PSU led for 27:34, ILLINI led for 08:31. Game was tied for 03:31.

Score tied - 6 times.
 Lead changed - 8 times.

NITTANY LIONS EARN GUTSY 74-59 ROAD WIN AT NO. 17 ILLINOIS

A gutsy team effort and strong three-point shooting performance led the Penn State men's basketball team to a 74-59 road win at No. 17 Illinois. Penn State controlled a nine-point halftime lead and held off several Illinois runs in the second half while shooting 50.0 percent (12-24) from 3-point range to earn the dominant road win.

Andrew Funk and Jalen Pickett scored 20 points apiece to lead four Nittany Lions in double figures. Funk was 6-for-9 from deep while Pickett added seven rebounds and six assists to round out his strong overall performance. Seth Lundy finished with 16 points and seven rebounds while Myles Dread nailed five triples for 15 points.

Penn State's 15-point win at #17 Illinois marked its largest margin of victory in a true road win against a ranked Big Ten team in program history. Penn State's previous largest margin of victory in a true road win at a ranked Big Ten team came in 1999, a 78-70 victory at #17/18 Purdue.

Penn State defeated a top-20 Big Ten team on the road for the first time since Feb. 4, 2020 (75-70 at #16 Michigan State). Penn State earned its first true road win since Jan. 5, 2022 (74-70 at Northwestern).

The Penn State defense held Illinois (59) 22.3 points below its season scoring average of 81.3 ppg. The Nittany Lions limited the high-flying Illini to a 44.2 percent (23-52) mark from the field and 30.4 percent (7-23) clip from deep.

After shooting an uncharacteristically low 30.2 percent (19-63) from 3-point range in the last two games combined against Clemson and Michigan State, Penn State shot 50.0 percent (12-24) from downtown in the win over Illinois.

GAME 11: Penn State 97, Canisius 67
Dec. 18, 2022 - Bryce Jordan Center - University Park, Pa.

Canisius 67 • 2-8,0-2 MAAC

Table with 15 columns: #, Player, FG-FGA, 3-PT, FT-FTA, Rebounds, PF, TP, A, TO, Blk, Stl, Min. Lists stats for 25 players and team totals.

Summary statistics for Canisius: FG % 1st Half: 14-28 (50.0%), 2nd half: 10-33 (30.3%), Game: 24-61 (39.3%).

Penn State 97 • 8-3,1-1 Big Ten

Table with 15 columns: #, Player, FG-FGA, 3-PT, FT-FTA, Rebounds, PF, TP, A, TO, Blk, Stl, Min. Lists stats for 35 players and team totals.

Summary statistics for Penn State: FG % 1st Half: 18-32 (56.3%), 2nd half: 22-37 (59.5%), Game: 40-69 (58.0%).

Officials: Brandon Cruz, Brian Dorsey, Courtney Green
Technical fouls: Canisius-None, Penn State-None.

Score by periods table showing 1st, 2nd, and Total scores for Canisius and Penn State.

Score tied - 3 times.
Lead changed - 1 time.

NITTANY LIONS ROAR PAST CANISIUS, 97-67

Penn State scored 55 second-half points and shot nearly 60 percent from the floor in a dominant 97-67 win over Canisius in non-conference action at the Bryce Jordan Center.

Thirteen Nittany Lions scored and all 16 rostered players saw action. The Nittany Lions shot 58 percent (40-69) from the field, including an impressive 59.1 percent (13-22) from beyond the arc.

Jalen Pickett led Penn State with 16 points and nine assists, while Andrew Funk drilled five second-half 3-pointers to finish with 15 points.

Penn State's 97 points mark a season high. It's the Nittany Lions' fourth 90-plus point game of the season.

The Nittany Lions dished 22 assists compared to just 3 turnovers. It's Penn State's third 20-plus assist game of the season.

Penn State's 55-point second half marked its highest scoring half of the season. Penn State's 58.0 FG% (40-69) and 59.1 3FG% (13-22) are both season highs.

The Nittany Lions shot 50% or better from beyond the arc for the second-straight game.

Penn State freshmen Kanye Clary (10), Evan Mahaffey (6), Jameel Brown (5) and Demetrius Lilley (4) all finished with career-high points.

GAME 12: Penn State vs. Quinnipiac
Dec. 22, 2022 - Bryce Jordan Center - University Park, Pa.

Quinnipiac 68 • 9-4,0-2 MAAC

Table with 15 columns: #, Player, FG-FGA, 3-PT, FT-FTA, Rebounds, PF, TP, A, TO, Blk, Stl, Min. Lists stats for 23 players and team totals.

Summary statistics for Quinnipiac: FG % 1st Half: 7-36 (19.4%), 2nd half: 15-35 (42.9%), Game: 22-71 (31.0%).

Penn State 77 • 9-3,1-1 Big Ten

Table with 15 columns: #, Player, FG-FGA, 3-PT, FT-FTA, Rebounds, PF, TP, A, TO, Blk, Stl, Min. Lists stats for 24 players and team totals.

Summary statistics for Penn State: FG % 1st Half: 12-36 (33.3%), 2nd half: 16-32 (50.0%), Game: 28-68 (41.2%).

Officials: Rodney Mrakovich, Lewis Garrison, Kelly Pfeifer
Technical fouls: Quinnipiac-None, Penn State-None.

Score by periods table showing 1st, 2nd, and Total scores for Quinnipiac and Penn State.

Score tied - 3 times.
Lead changed - 1 time.

NITTANY LIONS TAME BOBCATS, 77-68, FOR THIRD-STRAIGHT WIN

Penn State secured its third-straight win with a 77-68 victory over Quinnipiac at the Bryce Jordan Center.

Jalen Pickett was just one assist shy of his second triple-double, finishing with game-high marks of 21 points, 12 rebounds and nine assists.

Penn State shot just 2-of-16 from beyond the arc in the first half but still managed to take a 33-23 lead into the break thanks to a defensive effort that held Quinnipiac to 7-of-36 (19.4 percent) shooting.

The Lions closed the first half with a 13-3 run after the Bobcats knotted the score at 20-all with 6:39 on the clock.

After shooting 33 percent from the field and 13 percent from beyond the arc in the first half, Penn State was much more efficient in the second.

The Lions led by as much as 18 in the second half after taking a 54-36 lead on a layup by Henn with 13:19 to play.



2022-23 Penn St. Men's Basketball
Season Schedule/Results & Leaders
All games

Page 1/1
as of Dec 23, 2022

Game Records

Record	Overall	Home	Away	Neutral
ALL GAMES	9-3	6-1	1-1	2-1
CONFERENCE	1-1	0-1	1-0	0-0
NON-CONFERENCE	8-2	6-0	0-1	2-1

Team Results

Date	Opponent		Score	Att.	High Points	High Rebounds
11/07/2022	Winthrop	W	93-68	6572	(23) PICKETT, Jalen	(6) DORSEY, Caleb
11/10/2022	Loyola Maryland	W	90-65	6444	(18) WYNTER, Camren	(6) NJIE, Kebba
11/14/2022	Butler	W	68-62	6762	(15) PICKETT, Jalen	(10) PICKETT, Jalen
11/17/2022	vs Furman	W	73-68	2155	(20) PICKETT, Jalen (20) LUNDY, Seth	(7) LUNDY, Seth
11/18/2022	vs Virginia Tech	L	59-61	2030	(21) FUNK, Andrew	(9) LUNDY, Seth
11/20/2022	vs Colorado St.	W	68-56	5405	(17) LUNDY, Seth	(11) PICKETT, Jalen
11/25/2022	Lafayette	W	70-57	5652	(18) PICKETT, Jalen	(7) LUNDY, Seth
11/29/2022	at Clemson	Lot2	94-101	5861	(26) WYNTER, Camren	(12) LUNDY, Seth
12/07/2022	Michigan St.	L	58-67	8302	(16) LUNDY, Seth	(17) PICKETT, Jalen
12/10/2022	at Illinois	W	74-59	15544	(20) PICKETT, Jalen (20) FUNK, Andrew	(7) PICKETT, Jalen (7) LUNDY, Seth
12/18/2022	Canisius	W	97-67	4342	(16) PICKETT, Jalen	(8) NJIE, Kebba
12/22/2022	Quinnipiac	W	77-68	3804	(21) PICKETT, Jalen	(12) PICKETT, Jalen

Attendance Summary

	Games	Attend	Avg/Game
Home	7	41878	5983
Away	2	21405	10703
Neutral	3	9590	3197
Total	12	72873	6073



2022-23 Penn St. Men's Basketball
Team Game-by-Game
All games

Page 1/1
as of Dec 23, 2022

Opponent	Date	Score		Total		3-Pointers		Free throws		Rebounds										
				FG-FGA	PCT	3FG-3FGA	PCT	FT-FTA	PCT	OFF	DEF	TOT	AVG	PF	A	TO	BLK	STL	PTS	AVG
Winthrop	11/07/2022	93-68	W	33-60	.550	18-38	.474	9-13	.692	6	25	31	31.0	15	24	11	5	8	93	93.0
Loyola Maryland	11/10/2022	90-65	W	33-57	.579	16-30	.533	8-11	.727	5	28	33	32.0	17	21	8	0	4	90	91.5
Butler	11/14/2022	68-62	W	27-59	.458	10-24	.417	4-5	.800	4	36	40	34.7	14	18	11	2	5	68	83.7
vs Furman	11/17/2022	73-68	W	27-59	.458	11-27	.407	8-9	.889	7	25	32	34.0	12	16	8	2	3	73	81.0
vs Virginia Tech	11/18/2022	59-61	L	23-56	.411	11-30	.367	2-4	.500	8	26	34	34.0	12	15	14	0	6	59	76.6
vs Colorado St.	11/20/2022	68-56	W	23-55	.418	9-28	.321	13-17	.765	3	32	35	34.2	13	7	8	1	3	68	75.2
Lafayette	11/25/2022	70-57	W	27-56	.482	11-27	.407	5-6	.833	6	27	33	34.0	14	17	8	2	6	70	74.4
at Clemson	11/29/2022	94-101	Lot2	29-71	.408	11-36	.306	25-29	.862	12	31	43	35.1	28	12	11	2	5	94	76.9
Michigan St.	12/07/2022	58-67	L	19-55	.345	8-27	.296	12-18	.667	5	29	34	35.0	15	11	9	4	4	58	74.8
at Illinois	12/10/2022	74-59	W	27-54	.500	12-24	.500	8-10	.800	3	23	26	34.1	15	13	9	1	9	74	74.7
Canisius	12/18/2022	97-67	W	40-69	.580	13-22	.591	4-8	.500	7	27	34	34.1	16	22	3	3	6	97	76.7
Quinnipiac	12/22/2022	77-68	W	28-68	.412	6-29	.207	15-17	.882	8	32	40	34.6	11	17	3	7	3	77	76.8
Total		921		336-719	.467	136-342	.398	113-147	.769	74	341	415	34.6	182	193	103	29	62	921	76.8
Opponents		799		290-723	.401	94-289	.325	125-171	.731	113	325	438	36.5	163	166	124	37	51	799	66.6

Penn St. Averages

Games Played	Points/game	FG Pct	3FG Pct	FT Pct	Rebounds/game	Assists/game	Turnovers/game	Assist/Turnover ratio	Steals/game	Blocks/game
12	76.8	46.7	39.8	76.9	34.6	16.1	8.6	1.9	5.2	2.4



2022-23 Penn St. Men's Basketball
Team High/Low Analysis
All games

Page 1/4
as of Dec 23, 2022

Penn St. - Game Highs

POINTS	97		Canisius (12/18/2022)
	94		at Clemson (11/29/2022)
	93		Winthrop (11/07/2022)
	90		Loyola Maryland (11/10/2022)
	77		Quinnipiac (12/22/2022)
FIELD GOALS MADE	40		Canisius (12/18/2022)
	33		Loyola Maryland (11/10/2022)
	33		Winthrop (11/07/2022)
FIELD GOAL ATTEMPTS	71		at Clemson (11/29/2022)
	69		Canisius (12/18/2022)
FIELD GOAL PERCENTAGE	.580	(40-69)	Canisius (12/18/2022)
	.579	(33-57)	Loyola Maryland (11/10/2022)
3 PT FG MADE	18		Winthrop (11/07/2022)
	16		Loyola Maryland (11/10/2022)
3 PT FG ATTEMPTS	38		Winthrop (11/07/2022)
	36		at Clemson (11/29/2022)
3 PT FG PERCENTAGE	.591	(13-22)	Canisius (12/18/2022)
	.533	(16-30)	Loyola Maryland (11/10/2022)
FREE THROWS MADE	25		at Clemson (11/29/2022)
	15		Quinnipiac (12/22/2022)
FREE THROW ATTEMPTS	29		at Clemson (11/29/2022)
	18		Michigan St. (12/07/2022)
FREE THROW PERCENTAGE	.889	(8-9)	vs Furman (N) (11/17/2022)
	.882	(15-17)	Quinnipiac (12/22/2022)
REBOUNDS	43		at Clemson (11/29/2022)
	40		Quinnipiac (12/22/2022)
	40		Butler (11/14/2022)
ASSISTS	24		Winthrop (11/07/2022)
	22		Canisius (12/18/2022)
STEALS	9		at Illinois (12/10/2022)
	8		Winthrop (11/07/2022)
BLOCKED SHOTS	7		Quinnipiac (12/22/2022)
	5		Winthrop (11/07/2022)
TURNOVERS	14		vs Virginia Tech (N) (11/18/2022)
	11		at Clemson (11/29/2022)
	11		Butler (11/14/2022)
	11		Winthrop (11/07/2022)
FOULS	28		at Clemson (11/29/2022)
	17		Loyola Maryland (11/10/2022)



2022-23 Penn St. Men's Basketball
Team High/Low Analysis
All games

Opponent - Game Highs

POINTS	101		at Clemson (11/29/2022)
	68		Quinnipiac (12/22/2022)
	68		vs Furman (N) (11/17/2022)
	68		Winthrop (11/07/2022)
	67		Canisius (12/18/2022)
	67		Michigan St. (12/07/2022)
FIELD GOALS MADE	32		at Clemson (11/29/2022)
	27		vs Furman (N) (11/17/2022)
FIELD GOAL ATTEMPTS	71		Quinnipiac (12/22/2022)
	67		Butler (11/14/2022)
FIELD GOAL PERCENTAGE	.508	(32-63)	at Clemson (11/29/2022)
	.464	(26-56)	Loyola Maryland (11/10/2022)
3 PT FG MADE	12		Quinnipiac (12/22/2022)
	11		at Clemson (11/29/2022)
	11		vs Furman (N) (11/17/2022)
	11		Winthrop (11/07/2022)
3 PT FG ATTEMPTS	34		vs Furman (N) (11/17/2022)
	31		Quinnipiac (12/22/2022)
3 PT FG PERCENTAGE	.524	(11-21)	at Clemson (11/29/2022)
	.440	(11-25)	Winthrop (11/07/2022)
FREE THROWS MADE	26		at Clemson (11/29/2022)
	13		Winthrop (11/07/2022)
FREE THROW ATTEMPTS	37		at Clemson (11/29/2022)
	18		Lafayette (11/25/2022)
FREE THROW PERCENTAGE	.929	(13-14)	Winthrop (11/07/2022)
	.917	(11-12)	Butler (11/14/2022)
REBOUNDS	48		Quinnipiac (12/22/2022)
	42		vs Colorado St. (N) (11/20/2022)
ASSISTS	22		at Clemson (11/29/2022)
	15		Quinnipiac (12/22/2022)
STEALS	9		vs Virginia Tech (N) (11/18/2022)
	9		Butler (11/14/2022)
BLOCKED SHOTS	5		at Clemson (11/29/2022)
	5		vs Furman (N) (11/17/2022)
TURNOVERS	17		Winthrop (11/07/2022)
	13		Canisius (12/18/2022)
FOULS	22		at Clemson (11/29/2022)
	15		Quinnipiac (12/22/2022)
	15		vs Colorado St. (N) (11/20/2022)



2022-23 Penn St. Men's Basketball
Player Highs Analysis
All games

Page 1/4
as of Dec 23, 2022

Penn St. - Individual Game Highs

POINTS	26		Camren Wynter at Clemson (11/29/2022)
	23		Seth Lundy at Clemson (11/29/2022)
	23		Jalen Pickett at Clemson (11/29/2022)
	23		Jalen Pickett vs Winthrop (11/07/2022)
	22		Andrew Funk vs Winthrop (11/07/2022)
FIELD GOALS MADE	9		Jalen Pickett vs Quinnipiac (12/22/2022)
	9		Jalen Pickett at Illinois (12/10/2022)
	9		Jalen Pickett at Clemson (11/29/2022)
	9		Jalen Pickett vs Winthrop (11/07/2022)
FIELD GOAL ATTEMPTS	23		Jalen Pickett vs Quinnipiac (12/22/2022)
	21		Jalen Pickett at Clemson (11/29/2022)
FIELD GOAL PERCENTAGE (min 5 made)	.833	(5-6)	Andrew Funk vs Canisius (12/18/2022)
	.778	(7-9)	Camren Wynter vs Loyola Maryland (11/10/2022)
3 PT FG MADE	6		Andrew Funk at Illinois (12/10/2022)
	6		Andrew Funk vs Winthrop (11/07/2022)
3 PT FG ATTEMPTS	11		Andrew Funk vs Virginia Tech (N) (11/18/2022)
	11		Myles Dread vs Virginia Tech (N) (11/18/2022)
3 PT FG PERCENTAGE (min 2 made)	1.000	(2-2)	Dallion Johnson at Clemson (11/29/2022)
	.833	(5-6)	Andrew Funk vs Canisius (12/18/2022)
FREE THROWS MADE	11		Camren Wynter at Clemson (11/29/2022)
	6		Seth Lundy at Illinois (12/10/2022)
FREE THROW ATTEMPTS	12		Camren Wynter at Clemson (11/29/2022)
	7		Seth Lundy vs Winthrop (11/07/2022)
FREE THROW PERCENTAGE (min 3 made)	1.000	(6-6)	Seth Lundy at Illinois (12/10/2022)
	1.000	(5-5)	Seth Lundy at Clemson (11/29/2022)
	1.000	(5-5)	Seth Lundy vs Furman (N) (11/17/2022)
	1.000	(4-4)	Andrew Funk vs Quinnipiac (12/22/2022)
	1.000	(4-4)	Camren Wynter vs Colorado St. (N) (11/20/2022)
	1.000	(3-3)	Kebba Njie vs Colorado St. (N) (11/20/2022)
REBOUNDS	17		Jalen Pickett vs Michigan St. (12/07/2022)
	12		Jalen Pickett vs Quinnipiac (12/22/2022)
	12		Seth Lundy at Clemson (11/29/2022)
ASSISTS	11		Jalen Pickett vs Butler (11/14/2022)
	11		Jalen Pickett vs Loyola Maryland (11/10/2022)
STEALS	3		Andrew Funk at Illinois (12/10/2022)
	3		Jalen Pickett vs Virginia Tech (N) (11/18/2022)
	3		Camren Wynter vs Winthrop (11/07/2022)
BLOCKED SHOTS	4		Kebba Njie vs Quinnipiac (12/22/2022)
	2		Seth Lundy vs Michigan St. (12/07/2022)
	2		Kebba Njie at Clemson (11/29/2022)
	2		Seth Lundy vs Lafayette (11/25/2022)
	2		Jalen Pickett vs Winthrop (11/07/2022)
TURNOVERS	4		Jalen Pickett at Clemson (11/29/2022)
	4		Jalen Pickett vs Virginia Tech (N) (11/18/2022)
	4		Camren Wynter vs Virginia Tech (N) (11/18/2022)
	4		Andrew Funk vs Butler (11/14/2022)
FOULS	5		Myles Dread at Clemson (11/29/2022)
	4		Evan Mahaffey vs Canisius (12/18/2022)
	4		Seth Lundy vs Michigan St. (12/07/2022)
	4		Seth Lundy at Clemson (11/29/2022)
	4		Camren Wynter at Clemson (11/29/2022)
	4		Jalen Pickett at Clemson (11/29/2022)
	4		Seth Lundy vs Colorado St. (N) (11/20/2022)
	4		Seth Lundy vs Loyola Maryland (11/10/2022)
	4		Kebba Njie vs Winthrop (11/07/2022)



2022-23 Penn St. Men's Basketball
 Player Highs Analysis
 All games

Page 3/4
 as of Dec 23, 2022

Opponent - Individual Game Highs

POINTS	26		Mike Bothwell vs Furman (N) (11/17/2022)
	24		Hunter Tyson at Clemson (11/29/2022)
	23		A.J. Hoggard vs Michigan St. (12/07/2022)
	23		Jaylin Andrews vs Loyola Maryland (11/10/2022)
	22		PJ Hall at Clemson (11/29/2022)
FIELD GOALS MADE	10		Mike Bothwell vs Furman (N) (11/17/2022)
	9		Jaylin Andrews vs Loyola Maryland (11/10/2022)
FIELD GOAL ATTEMPTS	20		Mike Bothwell vs Furman (N) (11/17/2022)
	16		Tyrese Williams vs Quinnipiac (12/22/2022)
	16		A.J. Hoggard vs Michigan St. (12/07/2022)
	16		Jaylin Andrews vs Loyola Maryland (11/10/2022)
FIELD GOAL PERCENTAGE (min 5 made)	.800	(8-10)	Kelton Talford vs Winthrop (11/07/2022)
	.750	(6-8)	PJ Hall at Clemson (11/29/2022)
	.750	(6-8)	Tyrese Hughey vs Furman (N) (11/17/2022)
3 PT FG MADE	5		Toneari Lane vs Winthrop (11/07/2022)
	4		Tyrese Williams vs Quinnipiac (12/22/2022)
	4		Alex Hemenway at Clemson (11/29/2022)
	4		Leo O'Boyle vs Lafayette (11/25/2022)
3 PT FG ATTEMPTS	13		Tyrese Williams vs Quinnipiac (12/22/2022)
	10		Mike Bothwell vs Furman (N) (11/17/2022)
3 PT FG PERCENTAGE (min 2 made)	1.000	(2-2)	PJ Hall at Clemson (11/29/2022)
	.800	(4-5)	Leo O'Boyle vs Lafayette (11/25/2022)
FREE THROWS MADE	8		PJ Hall at Clemson (11/29/2022)
	8		Jayden Taylor vs Butler (11/14/2022)
FREE THROW ATTEMPTS	11		PJ Hall at Clemson (11/29/2022)
	8		Jacco Fritz vs Canisius (12/18/2022)
	8		Hunter Tyson at Clemson (11/29/2022)
	8		Justin Vander Baan vs Lafayette (11/25/2022)
	8		Jayden Taylor vs Butler (11/14/2022)
FREE THROW PERCENTAGE (min 3 made)	1.000	(8-8)	Jayden Taylor vs Butler (11/14/2022)
	1.000	(6-6)	A.J. Hoggard vs Michigan St. (12/07/2022)
	1.000	(5-5)	Chris Rubayo vs Lafayette (11/25/2022)
	1.000	(4-4)	Chase Hunter at Clemson (11/29/2022)
	1.000	(4-4)	Chris Kuzemka vs Loyola Maryland (11/10/2022)
	1.000	(4-4)	Cory Hightower vs Winthrop (11/07/2022)
	1.000	(3-3)	Leo O'Boyle vs Lafayette (11/25/2022)
REBOUNDS	15		Joey Hauser vs Michigan St. (12/07/2022)
	13		John Tonje vs Colorado St. (N) (11/20/2022)
ASSISTS	7		Jacco Fritz vs Canisius (12/18/2022)
	7		Jalen Slawson vs Furman (N) (11/17/2022)
STEALS	4		Hunter Cattoor vs Virginia Tech (N) (11/18/2022)
	3		Leo O'Boyle vs Lafayette (11/25/2022)
	3		Sean Pedulla vs Virginia Tech (N) (11/18/2022)
	3		Chuck Harris vs Butler (11/14/2022)
BLOCKED SHOTS	3		Grant Basile vs Virginia Tech (N) (11/18/2022)
	3		Manny Bates vs Butler (11/14/2022)
TURNOVERS	4		Justyn Mutts vs Virginia Tech (N) (11/18/2022)
	4		Howard Fleming Jr. vs Winthrop (11/07/2022)
	4		Kelton Talford vs Winthrop (11/07/2022)
FOULS	5		Chase Hunter at Clemson (11/29/2022)
	4		Jaden Akins vs Michigan St. (12/07/2022)
	4		Josh Beadle at Clemson (11/29/2022)
	4		Ian Schieffelin at Clemson (11/29/2022)
	4		Tyrese Hughey vs Furman (N) (11/17/2022)
	4		Chuck Harris vs Butler (11/14/2022)
	4		Chris Kuzemka vs Loyola Maryland (11/10/2022)



2022-23 Penn St. Men's Basketball
Points-rebounds-assists
All games

Opponent	Date	Score	0	1	2	3	4	5	10	11	12	14	15
			CLARY,KANY	LUNDY,SETH	DREAD,MYLE	NJIE,KEBBA	DORSEY,CAL	BROWN,JAME	FUNK,ANDRE	WYNTER,CAM	MAHAFFEY,E	LILLEY,DEM	CONLAN,DAN
Winthrop	11/07/2022	93-68 W	0-0-0	10-3-3	12-2-2	4-3-0	5-6-4	3-1-0	22-2-4	9-3-3	2-1-0	DNP	0-0-0
Loyola Maryland	11/10/2022	90-65 W	7-1-1	10-2-0	12-1-2	12-6-2	8-2-0	0-2-0	3-5-2	18-4-3	4-1-0	DNP	0-0-0
Butler	11/14/2022	68-62 W	DNP	10-9-1	6-3-1	4-6-1	9-5-0	DNP	11-2-1	11-3-3	DNP	DNP	DNP
vs Furman	11/17/2022	73-68 W	DNP	20-7-2	9-4-1	6-4-0	2-5-1	DNP	6-1-1	7-3-3	0-1-0	DNP	DNP
vs Virginia Tech	11/18/2022	59-61 L	DNP	4-9-3	15-4-0	2-1-1	0-1-0	DNP	21-1-1	2-1-0	4-5-1	DNP	DNP
vs Colorado St.	11/20/2022	68-56 W	5-0-0	17-8-0	3-2-0	8-3-0	0-2-1	DNP	8-3-2	9-2-1	2-0-0	DNP	DNP
Lafayette	11/25/2022	70-57 W	4-0-0	15-7-2	3-0-2	5-5-0	0-0-0	0-1-0	3-1-1	11-3-3	2-4-0	0-0-0	0-0-0
at Clemson	11/29/2022	94-101 Lot2	2-2-1	23-12-0	0-2-0	0-3-1	0-1-0	DNP	14-4-1	26-4-1	0-0-0	DNP	DNP
Michigan St.	12/07/2022	58-67 L	DNP	16-4-0	9-1-1	2-6-0	6-2-0	DNP	2-2-1	10-1-0	0-0-0	DNP	DNP
at Illinois	12/10/2022	74-59 W	0-1-1	16-7-2	15-4-0	0-0-0	DNP	DNP	20-3-2	0-1-2	3-2-0	0-0-0	DNP
Canisius	12/18/2022	97-67 W	10-0-2	10-6-0	6-2-2	8-8-2	3-1-0	5-3-1	15-0-2	7-3-3	6-1-0	4-2-0	0-1-0
Quinnipiac	12/22/2022	77-68 W	0-0-0	DNP	3-5-1	8-3-0	0-1-0	2-2-0	16-1-3	12-9-2	1-2-1	DNP	DNP

Opponent	Date	Score	22	23	24	33	35
			PICKETT,JA	JOHNSON,DA	HENN,MICHA	CHRISTOS,A	JAGIASI,IS
Winthrop	11/07/2022	93-68 W	23-5-5	0-4-1	3-0-1	0-0-0	0-0-1
Loyola Maryland	11/10/2022	90-65 W	5-3-11	8-3-0	3-0-0	DNP	DNP
Butler	11/14/2022	68-62 W	15-10-11	2-0-0	DNP	DNP	DNP
vs Furman	11/17/2022	73-68 W	20-4-7	3-1-1	DNP	DNP	DNP
vs Virginia Tech	11/18/2022	59-61 L	9-7-8	2-2-1	DNP	DNP	DNP
vs Colorado St.	11/20/2022	68-56 W	16-11-3	0-0-0	DNP	DNP	DNP
Lafayette	11/25/2022	70-57 W	18-6-8	7-2-1	2-1-0	DNP	DNP
at Clemson	11/29/2022	94-101 Lot2	23-7-8	6-3-0	0-0-0	DNP	DNP
Michigan St.	12/07/2022	58-67 L	13-17-8	0-0-1	DNP	DNP	DNP
at Illinois	12/10/2022	74-59 W	20-7-6	DNP	DNP	DNP	DNP
Canisius	12/18/2022	97-67 W	16-3-9	3-1-1	4-2-0	0-0-0	0-0-0
Quinnipiac	12/22/2022	77-68 W	21-12-9	3-0-0	11-2-1	DNP	DNP



2022-23 Penn St. Men's Basketball
 Combined Team Statistics
 In Conference games

Game Records

Record	Overall	Home	Away	Neutral
ALL GAMES	1-1	0-1	1-0	0-0
CONFERENCE	1-1	0-1	1-0	0-0
NON-CONFERENCE	0-0	0-0	0-0	0-0

Score by Periods

Team	1st	2nd	OT	TOT
Penn St.	82	50	0	132
Opponents	73	53	0	126

Team Box Score

No.	Player	Total			3-Point		F-Throw		Rebounds				PF DQ A TO BLK STL PTS AVG									
		GP-GS	MIN	AVG	FG-FGA	FG%	3FG-3FGA	3FG%	FT-FTA	FT%	OFF	DEF	TOT	AVG	PF	DQ	A	TO	BLK	STL	PTS	AVG
22	PICKETT, Jalen	2-2	77:53	38.9	14-31	.452	1-6	.167	4-6	.667	2	22	24	12.0	4	0	14	5	2	4	33	16.5
1	LUNDY, Seth	2-2	68:54	34.5	10-20	.500	2-9	.222	10-12	.833	3	8	11	5.5	6	0	2	3	2	3	32	16.0
2	DREAD, Myles	2-1	54:20	27.2	7-13	.538	7-13	.538	3-4	.750	0	5	5	2.5	5	0	1	0	0	1	24	12.0
10	FUNK, Andrew	2-2	66:30	33.3	8-15	.533	6-12	.500	0-0	.000	1	4	5	2.5	0	0	3	2	0	3	22	11.0
4	DORSEY, Caleb	1-0	14:11	14.2	2-5	.400	1-2	.500	1-2	.500	0	2	2	2.0	1	0	0	2	0	0	6	6.0
11	WYNTER, Camren	2-2	58:01	29.0	3-11	.273	2-5	.400	2-2	1.000	0	2	2	1.0	2	0	2	2	0	1	10	5.0
12	MAHAFFEY, Evan	2-0	19:11	9.6	1-3	.333	1-1	1.000	0-0	.000	0	2	2	1.0	5	0	0	1	0	0	3	1.5
3	NJIE, Kebba	2-1	18:57	9.5	1-6	.167	0-0	.000	0-2	.000	2	4	6	3.0	3	0	0	1	1	1	2	1.0
0	CLARY, Kanye	1-0	12:05	12.1	0-2	.000	0-0	.000	0-0	.000	0	1	1	1.0	1	0	1	1	0	0	0	0.0
23	JOHNSON, Dallion	1-0	08:31	8.5	0-3	.000	0-3	.000	0-0	.000	0	0	0	0.0	1	0	1	0	0	0	0	0.0
14	LILLEY, Demetrius	1-0	01:27	1.5	0-0	.000	0-0	.000	0-0	.000	0	0	0	0.0	2	0	0	1	0	0	0	0.0
Team												2	2									
Total		2	400		46-109	.422	20-51	.392	20-28	.714	8	52	60	30.0	30	0	24	18	5	13	132	66.0
Opponents		2	400		49-112	.438	13-37	.351	15-23	.652	13	59	72	36.0	25	0	24	21	7	6	126	63.0

Team Statistics

	PSU	OPP
Scoring	132	126
Points per game	66.0	63.0
Scoring margin	+3.0	-
Field goals-att	46-109	49-112
Field goal pct	.422	.438
3 point fg-att	20-51	13-37
3-point FG pct	.392	.351
3-pt FG made per game	10.0	6.5
Free throws-att	20-28	15-23
Free throw pct	.714	.652
F-Throws made per game	10.0	7.5
Rebounds	60	72
Rebounds per game	30.0	36.0
Rebounding margin	-6.0	-
Assists	24	24
Assists per game	12.0	12.0
Turnovers	18	21
Turnovers per game	9.0	10.5
Turnover margin	+1.5	-
Assist/turnover ratio	1.3	1.1
Steals	13	6
Steals per game	6.5	3.0
Blocks	5	7
Blocks per game	2.5	3.5
Winning streak	1	-
Home win streak	0	-
Attendance	8302	15544
Home games-Avg/Game	1-8302	1-15544
Neutral site-Avg/Game	-	0-0

Team Results

Date	Opponent		Score	Att.
12/07/2022	Michigan St.	L	58-67	8302
12/10/2022	at Illinois	W	74-59	15544



2022-23 Penn St. Men's Basketball
 Combined Team Statistics
 All games

Page 1/1
 as of Dec 22, 2022

Game Records

Record	Overall	Home	Away	Neutral
ALL GAMES	9-3	6-1	1-1	2-1
CONFERENCE	1-1	0-1	1-0	0-0
NON-CONFERENCE	8-2	6-0	0-1	2-1

Score by Periods

Team	1st	2nd	OT	TOT
Penn St.	459	439	23	921
Opponents	367	402	30	799

Team Box Score

No.	Player	Total			3-Point		F-Throw		Rebounds				Other									
		GP-GS	MIN	AVG	FG-FGA	FG%	3FG-3FGA	3FG%	FT-FTA	FT%	OFF	DEF	TOT	AVG	PF	DQ	A	TO	BLK	STL	PTS	AVG
22	PICKETT, Jalen	12-12	416:36	34.7	82-175	.469	13-45	.289	22-28	.786	12	80	92	7.7	24	0	93	20	8	17	199	16.6
1	LUNDY, Seth	11-11	319:47	29.1	48-89	.539	23-52	.442	32-41	.780	11	63	74	6.7	24	0	13	9	6	6	151	13.7
10	FUNK, Andrew	12-12	392:10	32.7	49-110	.445	35-83	.422	8-10	.800	2	23	25	2.1	11	0	21	13	0	8	141	11.8
11	WYNTER, Camren	12-12	331:46	27.6	42-92	.457	15-37	.405	23-25	.920	5	32	37	3.1	12	0	24	16	0	6	122	10.2
2	DREAD, Myles	12-2	275:03	22.9	30-65	.462	30-64	.469	3-4	.750	4	26	30	2.5	23	1	12	4	2	8	93	7.8
3	NJIE, Kebba	12-5	162:24	13.5	23-48	.479	1-5	.200	12-16	.750	13	35	48	4.0	23	0	7	10	9	3	59	4.9
24	HENN, Michael	6-0	39:48	6.6	9-13	.692	3-5	.600	2-2	1.000	2	3	5	0.8	5	0	2	1	0	1	23	3.8
0	CLARY, Kanye	8-0	73:21	9.2	12-23	.522	1-2	.500	3-3	1.000	1	3	4	0.5	9	0	5	8	0	4	28	3.5
23	JOHNSON, Dallion	11-0	130:53	11.9	13-34	.382	8-25	.320	0-0	.000	1	15	16	1.5	8	0	6	3	0	2	34	3.1
4	DORSEY, Caleb	11-6	137:34	12.5	13-30	.433	4-8	.500	3-5	.600	8	18	26	2.4	14	0	6	7	1	5	33	3.0
12	MAHAFFEY, Evan	11-0	98:57	9.0	10-23	.435	1-6	.167	3-8	.375	5	12	17	1.5	20	0	2	6	1	0	24	2.2
5	BROWN, Jameel	5-0	41:37	8.3	3-10	.300	2-9	.222	2-2	1.000	0	9	9	1.8	5	0	1	1	1	1	10	2.0
14	LILLEY, Demetrius	3-0	12:45	4.3	2-3	.667	0-0	.000	0-3	.000	0	2	2	0.7	3	0	0	2	1	0	4	1.3
33	CHRISTOS, Andy	2-0	03:28	1.7	0-1	.000	0-1	.000	0-0	.000	0	0	0	0.0	0	0	0	0	0	0	0	0.0
15	CONLAN, Dan	4-0	11:44	2.9	0-3	.000	0-0	.000	0-0	.000	0	1	1	0.3	1	0	0	0	0	1	0	0.0
35	JAGIASI, Ishaan	2-0	02:08	1.1	0-0	.000	0-0	.000	0-0	.000	0	0	0	0.0	0	0	1	0	0	0	0	0.0
Team											10	19	29					3				
Total		12	2450		336-719	.467	136-342	.398	113-147	.769	74	341	415	34.6	182	1	193	103	29	62	921	76.8
Opponents		12	2450		290-723	.401	94-289	.325	125-171	.731	113	325	438	36.5	163	1	166	124	37	51	799	66.6

Team Statistics

	PSU	OPP
Scoring	921	799
Points per game	76.8	66.6
Scoring margin	+10.2	-
Field goals-att	336-719	290-723
Field goal pct	.467	.401
3 point fg-att	136-342	94-289
3-point FG pct	.398	.325
3-pt FG made per game	11.3	7.8
Free throws-att	113-147	125-171
Free throw pct	.769	.731
F-Throws made per game	9.4	10.4
Rebounds	415	438
Rebounds per game	34.6	36.5
Rebounding margin	-1.9	-
Assists	193	166
Assists per game	16.1	13.8
Turnovers	103	124
Turnovers per game	8.6	10.3
Turnover margin	+1.8	-
Assist/turnover ratio	1.9	1.3
Steals	62	51
Steals per game	5.2	4.3
Blocks	29	37
Blocks per game	2.4	3.1
Winning streak	3	-
Home win streak	2	-
Attendance	41878	21405
Home games-Avg/Game	7-5983	2-10703
Neutral site-Avg/Game	-	3-3197

Team Results

Date	Opponent	Score	Att.
11/07/2022	Winthrop	W 93-68	6572
11/10/2022	Loyola Maryland	W 90-65	6444
11/14/2022	Butler	W 68-62	6762
11/17/2022	vs Furman	W 73-68	2155
11/18/2022	vs Virginia Tech	L 59-61	2030
11/20/2022	vs Colorado St.	W 68-56	5405
11/25/2022	Lafayette	W 70-57	5652
11/29/2022	at Clemson	Lot2 94-101	5861
12/07/2022	Michigan St.	L 58-67	8302
12/10/2022	at Illinois	W 74-59	15544
12/18/2022	Canisius	W 97-67	4342
12/22/2022	Quinnipiac	W 77-68	3804

2022-23 PENN STATE NITTANY LIONS



0
KANYE CLARY
 (clair-ee)
 FR. | G | 5-11 | 192
 VIRGINIA BEACH, VA.



1
SETH LUNDY
 SR. | G/F | 6-6 | 220
 PAULSBORO, N.J.



2
MYLES DREAD
 SR.+ | G/F | 6-4 | 235
 DETROIT, MICH.



3
KEBBA NJIE
 (JIE, rhymes with eye, n is silent)
 FR. | F | 6-10 | 237
 CENTERVILLE, OHIO



4
CALEB DORSEY
 JR. | F | 6-7 | 235
 WESTMINSTER, MD.



5
JAMEEL BROWN
 FR. | G | 6-4 | 188
 PHILADELPHIA, PA.



10
ANDREW FUNK
 SR.+ | G | 6-5 | 200
 WARRINGTON, PA.



11
CAMREN WYNTER
 SR.+ | G | 6-2 | 200
 HEMPSTEAD, N.Y.



12
EVAN MAHAFFEY
 (muh-HAY-fee)
 FR. | G/F | 6-6 | 200
 CINCINNATI, OHIO



14
DEMETRIUS LILLEY
 FR. | F | 6-10 | 260
 PHILADELPHIA, PA.



15
DAN CONLAN
 SR. | G | 6-4 | 186
 SEWICKLEY, PA.



22
JALEN PICKETT
 SR.+ | G | 6-4 | 209
 ROCHESTER, N.Y.



23
DALLION JOHNSON
 (dal-yin)
 JR. | G | 6-3 | 180
 HAVERHILL, MASS.



24
MICHAEL HENN
 SR.+ | F | 6-8 | 244
 BELLEVUE, WASH.



33
ANDY CHRISTOS
 FR. | F | 6-5 | 186
 MADISON, N.J.



35
ISHAAN JAGTASI
 (Ih-shawn JAHG-ee-ah-see)
 SR. | G | 6-11 | 197
 WILMINGTON, DEL.



MICAH SHREWSBERRY
 PETER AND ANN TOMBROS ENDOWED
 HEAD COACH
 SECOND SEASON



ADAM FISHER
 ASSOCIATE HEAD COACH
 SECOND SEASON



AKI COLLINS
 (AH-kee)
 ASSISTANT COACH
 SECOND SEASON



MIKE FARRELLY
 (FAIR-uh-lee)
 ASSISTANT COACH
 SECOND SEASON



NICHOLAS COLELLA
 CHIEF OF STAFF
 10TH SEASON



BRIAN SNOW
 DIRECTOR OF RECRUITING
 SECOND SEASON



MIKE GREEN
 DIRECTOR OF PLAYER DEVELOPMENT
 SECOND SEASON



TRE WHITTED
 ASSISTANT TO THE HEAD COACH
 SECOND SEASON



GRADY EIFERT
 (I-ferf)
 VIDEO COORDINATOR
 SECOND SEASON



GREG MISKINIS
 ASST. DIR. OF ATHLETIC PERFORMANCE
 NINTH SEASON



JUSTIN POMAR
 ATHLETIC TRAINER
 SECOND SEASON



TAAJ RIDLEY
 GRADUATE ASSISTANT
 FIRST SEASON



JOSH TOWNSEND
 GRADUATE ASSISTANT
 SECOND SEASON