

Ole Miss

BASKETBALL



2019-20 GAME NOTES | MBB Contact: Adam Kuffner | kuffner@olemiss.edu | Cell: 662-816-0497 | Office: 662-915-7031

OleMissSports.com | OleMissGameday.com | @OleMissMBB | OleMissMBB | OleMissMBB

2019-20 SCHEDULE

Date	Opponent [TV]	Time/Result
11/4	MISSISSIPPI COLLEGE (EXH.)	W, 69-43
11/8	ARKANSAS STATE [SECN+]	W, 71-43
11/12	NORFOLK STATE [SECN+]	W, 68-55
11/15	WESTERN MICHIGAN [SECN+]	W, 85-58
11/19	SEATTLE [SECN+]	W, 65-52
11/23	at #16/20 Memphis [ESPN3]	L, 86-87
11/27	vs. Penn St. ^ [ESPN2]	4 PM
11/29	vs. Oklahoma State/Syracuse ^	6/8 PM
12/3	BUTLER [SEC Network]	6 PM
12/7	CSU BAKERSFIELD [SECN+]	1 PM
12/14	MIDDLE TENNESSEE [SEC Network]	2 PM
12/21	vs. Southeastern Louisiana@ [SECN+]	1 PM
12/29	TENNESSEE TECH [SECN+]	3 PM
1/4	at Wichita State [ESPN2/ESPNU]	3 PM
1/7	at Texas A&M* [SEC Network]	8 PM
1/11	ARKANSAS* [SEC Network]	5 PM
1/14	at Florida* [ESPN/ESPN2]	6 PM
1/18	LSU* [ESPN/ESPN2]	7 PM
1/21	at Tennessee* [SEC Network]	8 PM
1/25	at Georgia* [SEC Network]	4:30 PM
1/28	AUBURN* [ESPN/ESPNU]	8 PM
2/1	at LSU* [ESPN/ESPN2/ESPNU]	11 AM
2/5	SOUTH CAROLINA* [SEC Network]	6 PM
2/8	FLORIDA* [ESPN/ESPN2]	1 PM
2/11	MSU* [ESPN/ESPN2/ESPNU/SECN]	6 PM
2/15	at Kentucky* [ESPN/ESPN2/ESPNU]	1 PM
2/18	at Missouri* [SEC Network]	7:30 PM
2/22	ALABAMA* [SEC Network]	7:30 PM
2/25	at Auburn* [ESPN/ESPN2/SEC Network]	6 PM
2/29	VANDERBILT* [SEC Network]	12 PM
3/4	MISSOURI* [SEC Network]	8 PM
3/7	at MSU* [SEC Network]	5:30 PM
3/11-15	SEC Tournament&	TBA

HOME GAME

* SEC Game | Ranking: AP/USA TODAY Coaches | All Times CT
^ NIT Tip-Off (Brooklyn, N.Y.)

@ Game at Mississippi Coliseum in Jackson, Miss.
& SEC Tournament (Nashville, Tenn.)



RV/RV Penn State

NITTANY LIONS

(5-0, 0-0 B1G)

Head Coach: Patrick Chambers

Career: 174-168/11th

At PSU: 132-140/9th

GAME 6 - NIT TIP-OFF

Date: Wednesday, Nov. 27, 2019

Time: 4 p.m. CT

Location: Brooklyn, N.Y.

Arena: Barclays Center (19,000)

Television: ESPN2

Doug Sherman, play-by-play

Fran Fraschilla, analyst

Radio: Ole Miss Sports Network

Eli Savoie, play-by-play

Marc Dukes, analyst

Live Video: ESPN.com/ESPN app

Live Audio: OleMissSports.com/TuneIn app

Series: Ole Miss leads 3-0

Last Meeting: Ole Miss won 79-76

Nov. 30, 2013

Brooklyn, N.Y. (Barclays Center Classic)



Ole Miss

REBELS

(4-1, 0-0 SEC)

Head Coach: Kermit Davis

Career: 493-277/25th

At OM: 24-14/2nd

TIPOFF TIDBITS

- Ole Miss is making its first appearance in the NIT Tip-Off but second appearance in Brooklyn; the Rebels won the 2013 Barclays Center Classic.
- Wednesday's contest is a rematch of the 2013 Barclays Center Classic championship game in which the Rebels defeated the Nittany Lions 79-76.
- Ole Miss has made 12 postseason NIT appearances, including a pair of trips to the final four in New York (2008, 2010).
- The Rebels are playing their second of three straight games in an NBA arena.
- Ole Miss is coming off an 87-86 setback to No. 16 Memphis at FedExForum, home of the Memphis Grizzlies.
- The Rebels rank sixth in the country in three-point field goal percentage defense (23.0) and 22nd nationally in steals per game (10.8).
- Ole Miss is playing in a regular season tournament for the 16th consecutive season.
- Sophomore **KJ Buffen** is shooting 66.7 percent from the floor to lead the SEC and rank 14th in the nation.
- The veteran trio of **Breein Tyree** (16.2 ppg), **KJ Buffen** (14.0 ppg) and **Devontae Shuler** (12.6 ppg) has accounted for 57.1 percent of the Rebels' scoring this season.
- **Breein Tyree** is the SEC's leading active scorer with 1,264 career points, which also ranks 25th in Ole Miss history.
- A native of Somerset, New Jersey, 50 miles from Brooklyn, senior **Breein Tyree** makes his return to the northeast.
- Ole Miss is one of only 27 teams to have one senior or less; the Rebels also have the fifth-most freshmen on a roster in the country, one of eight programs to have at least seven freshmen.
- **Blake Hinson** made his season debut against No. 16 Memphis, scoring 15 points in 21 minutes off the bench.
- **Kermit Davis** is in his 25th season as a collegiate head coach, the 22nd as a NCAA Division I head coach.
- **Keith Carter**, an All-American for the Rebels in the late 1990s, was named Ole Miss Athletics Director on Friday.
- Ole Miss has produced 14 All-SEC guards over the past 13 seasons.
- **Breein Tyree** is one of 20 guards named to the Jerry West Award Watch List (shooting guard of the year).

OLE MISS STYLE GUIDE

NAME

Ole Miss (preferred)
University of Mississippi

~~Mississippi~~

NICKNAME






Rebels





MASCOT



TONY

PROJECTED OLE MISS STARTERS

	PTS	REB	AST	STL	FG%	FT%
 G 2 DEVONTAE SHULER 6-2 190 Jr. Irmo, S.C.	12.6	3.6	2.4	2.4	47.9	57.1
 G 4 BREEIN TYREE 6-2 195 Sr. Somerset, N.J.	16.2	3.8	3.8	1.8	38.0	84.0
 G/F 15 LUIS RODRIGUEZ 6-6 215 So. Los Angeles, Calif.	5.8	5.2	2.6	1.0	37.5	68.8
 F 5 KJ BUFFEN 6-7 225 So. Gainesville, Ga.	14.0	7.6	1.8	0.6	66.7	65.2
 F 3 KHADIM SY 6-10 240 Jr. Dakar, Senegal	6.8	4.6	1.0	1.2	46.2	100.0

0		BLAKE HINSON 6-7 229 So. Deltona, Fla. Major: Sports and Rec. Admin.	PTS	REB	AST	STL	FG%	FT%	LAST GAME: Scored 15 points in his season debut, including 4 of 7 from three NOTES: Missed the first four games of this season due to a blood abnormality ... Started 31 games last season, third most by a freshman in the last 20 years (most since 2007-08) ... Scored a career-high 26 points in the win at No. 14 MSU (Jan. 12)
G/F			15.0	3.0	2.0	0.0	55.6	50.0	
1		AUSTIN CROWLEY 6-5 190 Fr. West Point, Miss. Major: Sports and Rec. Admin.	PTS	REB	AST	STL	FG%	FT%	LAST GAME: Recorded three points, three rebounds and a career-high six assists NOTES: Shooting 54.5% (6 of 11) from beyond the arc on the season ... Has played in all five games, averaging 19.0 minutes per game off the bench ... Rated a four-star recruit by 247Sports, ESPN and Rivals ... Averaged 15.2 ppg as a high school senior
G			4.8	2.2	1.8	0.2	56.3	--	
2		DEVONTAE SHULER 6-2 190 Jr. Irmo, S.C. Major: General Studies	PTS	REB	AST	STL	FG%	FT%	LAST GAME: Tallied nine points, three rebounds and three steals NOTES: Ranks second in the SEC in steals ... Has 100 career steals ... Scored 20 points in the season-opening win over Arkansas State ... Preseason 2nd Team All-SEC (Coaches) ... His 56 steals were most ever by a Rebel sophomore a single season
G			12.6	3.6	2.4	2.4	47.9	57.1	
3		KHADIM SY 6-10 240 Jr. Dakar, Senegal Major: General Studies	PTS	REB	STL	BLK	FG%	FT%	LAST GAME: Scored a career-high nine points with six rebounds and two blocks NOTES: Has started all five games, leading the team in blocks ... A four-star forward according to Rivals.com and rated the No. 3 JUCO prospect according to 247Sports ... NCAA All-American Honorable Mention accolades by averaging 16.8 ppg and 9.8 rpg
G			6.8	4.6	1.0	1.2	46.2	100.0	
4		BREEIN TYREE 6-2 195 Sr. Somerset, N.J. Major: General Studies	PTS	REB	AST	STL	FG%	FT%	LAST GAME: Recorded a team-high 24 points, his 25th career 20-point game NOTES: Three 20-point games this season ... Jerry West Award Watch List ... Preseason Third Team All-American (Sporting News) and Preseason First Team All-SEC ... Ranks 25th in school history with 1,268 points and 11th with 149 threes
G			16.2	3.8	3.8	1.8	38.0	84.0	
5		KJ BUFFEN 6-7 225 So. Gainesville, Ga. Major: General Studies	PTS	REB	STL	BLK	FG%	FT%	LAST GAME: Tallied 13 points and six rebounds before fouling out with 10 minutes left NOTES: Leads the SEC in field goal percentage, ranked 14th nationally ... Paces team in rebounding, eighth in the conference ... Scored a career-high 23 points in the win over Norfolk St. (Nov. 12) ... Led the bench in playing time (20.9 mpg) as a freshman
G			14.0	7.6	1.8	0.6	66.7	65.2	
10		CARLOS CURRY 6-11 240 R-Fr. Albany, Ga. Major: General Studies	PTS	REB	STL	BLK	FG%	FT%	LAST GAME: Did not play at No. 16 Memphis NOTES: Recorded four points and three rebounds in the season opener, his Ole Miss debut ... Redshirted last season ... Averaged a double-double as a high school senior (15 ppg and 10 rpg) ... Earned all-state honorable mention accolades
F			2.0	1.3	0.5	0.3	50.0	--	
11		FRANCO MILLER JR. 6-3 199 R-Fr. Freeport, Bahamas Major: Sports and Rec. Admin.	PTS	REB	AST	STL	FG%	FT%	LAST GAME: Did not play at No. 16 Memphis NOTES: Scored four points in the season opener, his Ole Miss debut ... Redshirted last season to recover from a knee injury ... Averaged 25.8 ppg, 6.0 rpg, 5.2 apg and 3.3 spg as a senior at Crestwood Preparatory College in Toronto, Canada
G			1.0	0.8	0.8	0.3	16.7	50.0	
12		SHON ROBINSON 6-11 212 Fr. Chicago, Ill. Major: Freshman Studies	PTS	REB	AST	STL	FG%	FT%	LAST GAME: Did not play NOTES: Will redshirt this season ... Ranked as a four-star prospect and No. 85 nationally in the 2020 class by ESPN, but finished high school in the summer to reclassify and become part of the 2019 class ... Averaged a double-double with 22 ppg and 12 rpg his final year
F			--	--	--	--	--	--	
13		BRYCE WILLIAMS 6-2 180 Jr. Tampa, Fla. Major: General Studies	PTS	REB	AST	STL	FG%	FT%	LAST GAME: Scored seven points in 10 minutes off the bench NOTES: Scored a career-high eight points vs. Seattle (Nov. 19) ... Played in 55 games over two seasons at Daytona State, averaging 14.9 ppg ... Along with Khadim Sy, led the Falcons to a 25-7 record and a spot in the NCAA Region 8 Tournament
G			4.4	0.4	1.2	0.2	54.5	80.0	
14		ANTAVION COLLUM 6-7 224 Fr. Memphis, Tenn. Major: Freshman Studies	PTS	REB	BLK	STL	FG%	FT%	LAST GAME: Scored two points, both free throws, and pulled down three rebounds NOTES: Has played in all five games this season ... A four-star prospect rated as the No. 4 player in the state of Tennessee by ESPN ... Named Class AAA All-State, finalist for Tennessee's Mr. Basketball ... Averaged 14.9 ppg, 8.7 rpg and 3.1 apg as a senior
F			1.0	1.2	0.0	0.8	20.0	66.7	
15		LUIS RODRIGUEZ 6-6 215 So. Los Angeles, Calif. Major: Sports and Rec. Admin.	PTS	REB	AST	STL	FG%	FT%	LAST GAME: Recorded five rebounds and three assists in 19 minutes NOTES: Has started all five games this season ... Scored a career-high 10 points in the win over Western Michigan (Nov. 15) ... Played in 25 games last season, averaging 1.1 ppg ... 4-star small forward and the No. 1 player out of the state of Connecticut
G/F			5.8	5.2	2.6	1.0	37.5	68.8	
23		SAMMY HUNTER 6-9 228 Fr. Nassau, Bahamas Major: Sports and Rec. Admin.	PTS	REB	AST	STL	FG%	FT%	LAST GAME: Tallied four points and one rebound in 12 minutes off the bench NOTES: Has played in all five games, averaging 19.0 minutes per game to lead the bench ... Scored a career-high eight points vs. Western Michigan (Nov. 15) ... No. 184 prospect according to 247Sports ... Averaged 27.0 ppg and 8.0 rpg as a senior
F			4.0	2.4	0.8	0.4	38.9	100.0	
33		JOHN MCBRIDE 6-7 218 R-Fr. Memphis, Tenn. Major: Accountancy	PTS	REB	AST	STL	FG%	FT%	LAST GAME: Did not play at No. 16 Memphis NOTES: Pulled down two rebounds against Western Michigan (Nov. 15) ... Walk-on ... Tabbed first team all-state (Division II-AA) by the Tennessee Sports Writers Association after averaging 18.6 points per game and 7.9 rebounds per game as a senior
G			0.0	0.7	0.0	0.0	0.0	--	
34		CONNER MCKAY 5-11 182 Jr. Baldwin, Miss. Major: General Studies	PTS	REB	BLK	STL	FG%	FT%	LAST GAME: Did not play at No. 16 Memphis NOTES: Made his Ole Miss debut in the season opener vs. Arkansas State ... Walk-on and practiced with the team last year ... Spent two seasons at Northeast Mississippi Community College, playing in 56 games for the Tigers ... Made 19 starts
G			0.0	0.0	0.0	0.0	--	--	

CAREER RECORD AS A HEAD COACH (ALL DIVISIONS):

493-277 (.640 pct. / 25 seasons)

CAREER RECORD AS A HEAD COACH (DIVISION I):

427-252 (.629 pct. / 22 seasons)

COACHING HONORS

- 1989 Big Sky Coach of the Year (league)
- 1990 Big Sky Coach of the Year (league)
- 2003 Sun Belt Coach of the Year (league)
- 2008 Sun Belt Coach of the Year (Colleg Insider.com)
- 2010 Sun Belt Coach of the Year (Colleg Insider.com)
- 2012 Sun Belt Coach of the Year (league, Colleg Insider.com)
- 2012 NABC District 24 Coach of the Year
- 2013 Sun Belt Coach of the Year (league, Colleg Insider.com)
- 2016 Daily News Journal Sportsperson of the Year
- 2017 Conference USA Coach of the Year (league)
- 2017 NABC District 11 Coach of the Year
- 2017 TSWA Coach of the Year
- 2019 Jim Phelan Award Finalist (Colleg Insider.com)
- 2019 SEC Coach of the Year (league, AP)

**COACHING CAREER**

Season	School	Position	Record/Postseason
1984-85	Southwest Mississippi CC	Head Coach	17-9
1985-86	Southwest Mississippi CC	Head Coach	22-11
1986-87	Idaho	Assistant Coach	16-14
1987-88	Idaho	Assistant Coach	19-11
1988-89	Idaho	Head Coach	25-6/NCAA First Round
1989-90	Idaho	Head Coach	25-6/NCAA First Round
1990-91	Texas A&M	Head Coach	8-21
1991-92	Chipola	Associate Head Coach	
1992-93	Chipola	Associate Head Coach	
1993-94	Chipola	Head Coach	27-5/State Semifinals
1994-95	Utah State	Associate Head Coach	21-8/NIT
1995-96	Utah State	Associate Head Coach	18-15
1996-97	Idaho	Head Coach	13-17
1997-98	LSU	Associate Head Coach	9-18
1998-99	LSU	Associate Head Coach	12-15
1999-2000	LSU	Associate Head Coach	28-6/NCAA Sweet Sixteen
2000-01	LSU	Associate Head Coach	13-16
2001-02	LSU	Associate Head Coach	19-15/NIT Second Round
2002-03	Middle Tennessee	Head Coach	16-14
2003-04	Middle Tennessee	Head Coach	17-12
2004-05	Middle Tennessee	Head Coach	19-12
2005-06	Middle Tennessee	Head Coach	16-12
2006-07	Middle Tennessee	Head Coach	15-17
2007-08	Middle Tennessee	Head Coach	17-15
2008-09	Middle Tennessee	Head Coach	18-14
2009-10	Middle Tennessee	Head Coach	19-14/CIT First Round
2010-11	Middle Tennessee	Head Coach	16-16
2011-12	Middle Tennessee	Head Coach	27-7/NIT Quarterfinals
2012-13	Middle Tennessee	Head Coach	28-6/NCAA First Four
2013-14	Middle Tennessee	Head Coach	24-9
2014-15	Middle Tennessee	Head Coach	19-17/CIT First Round
2015-16	Middle Tennessee	Head Coach	25-10/NCAA Second Round
2016-17	Middle Tennessee	Head Coach	31-5/NCAA Second Round
2017-18	Middle Tennessee	Head Coach	25-8/NIT Second Round
2018-19	Ole Miss	Head Coach	20-13/NCAA First Round
2019-20	Ole Miss	Head Coach	4-1

EDUCATION: Bachelor's (1982); Master's (1984) - Mississippi State**FASTBREAK FACTS ON KERMIT DAVIS**

- Ranks 132nd all-time in career wins and 38th among active head coaches
- One of 63 coaches in college basketball history to take three different schools to the NCAA Tournament
- One of eight active head coaches to be the son of a former Division I head coach
- Nine seasons of 24 or more wins as a head coach
- Nine-time conference coach of the year
- Sixth Ole Miss coach to earn SEC Coach of the Year honors, only the second to do so in his first year
- First coach in Ole Miss history to win his first three SEC games
- Second coach in Ole Miss history to win 13 of his first 15 games as the Rebels' head coach
- Third coach in Ole Miss history to win 20 games in his first season as head coach
- Winningest head coach in Middle Tennessee history
- Winningest head coach in Sun Belt Conference history
- Coached Middle Tennessee to 179 wins in the last seven seasons, the most by any school in the state of Tennessee during that span
- Won nine conference championships (seven regular season, two conference tournaments) at Middle Tennessee over the past nine seasons
- During 2017-18 season, led the Blue Raiders to a nation-best 12 road wins as Middle Tennessee went 12-2 in true road games
- Coached one of the biggest upsets in NCAA Tournament history, leading No. 15 seed Middle Tennessee to a win over No. 2 seed Michigan State in the 2016 NCAA Tournament
- One year later, led Middle Tennessee back to the NCAA Tournament as a No. 12 seed, where they beat No. 5 seed Minnesota
- Other wins over Power 5 schools include Auburn, Ole Miss, Tennessee, UCLA and Vanderbilt
- As a head coach, has led his teams to 14 conference championships (10 regular season, four conference tournaments)
- Serving as associate head coach, helped Utah State and LSU earn conference titles; took LSU to the Sweet 16 to conclude a 28-6 campaign
- Inducted into the Southwest Mississippi College Hall of Fame in October 2018
- Youngest Division I head coach in the nation at Idaho at age 28
- Youngest junior college coach in the nation at Southwest Mississippi at age 24
- He and his wife Betty have two daughters, Ally and Claire



OLE MISS QUICK FACTS

Name...Ole Miss (The University of Mississippi)
Nickname..... Rebels
Location..... Oxford, Mississippi
Founded..... November 6, 1848
Enrollment..... 23,090
School Colors..... Cardinal Red and Navy Blue
Mascot..... Tony the Landshark
Chancellor..... Dr. Glen Boyce
Faculty Representative..... Dr. Ron Rychlak
Athletics Director..... Keith Carter
Conference..... Southeastern (SEC)
2018-19 Record..... 20-13
SEC Record/Finish..... 10-8/6th SEC
Postseason..... NCAA First Round
Lettermen Returning/Lost..... 5/7
Starters Returning/Lost..... 3/2
Newcomers..... 7

MEDIA SERVICES

CREDENTIALS

Please contact the Athletics Communications Office for game credentials. Requests for credentials should be emailed to Adam Kuffner (kuffner@olemiss.edu) and will be limited to working members of the media. Credentials will be held at the will-call table located at the media entrance on the southwest corner of The Pavilion at Ole Miss.

Priority will be given to media representatives that cover Ole Miss Basketball on a regular basis. Credentials are non-transferable. Unauthorized use is strictly prohibited.

INTERVIEW POLICY

All interview requests — coaches and players — **MUST** be coordinated through the Communications Office. During the week, head coach Kermit Davis and Rebel players will generally be available for interviews at the Tuohy Center or The Pavilion before practice on Mondays, unless arranged otherwise. Please email or text your player requests to Adam Kuffner by 1 p.m. of the day prior to interviews. There will be no gameday player interviews until after the game.

PRACTICE POLICY

Some Ole Miss basketball practices may be opened to the media. If you would like to attend, contact Adam Kuffner for availability and more information.

WEEKLY TELECONFERENCE

The Southeastern Conference conducts teleconferences 2-3 times per season with all 14 men's basketball head coaches beginning in January and running through the end of the season. Contact the SEC Media Relations office or the Ole Miss Athletics Communications office for dates and times.

PARKING

Media parking is located in the garage or at the Ole Miss Track Complex. Media members should request parking in advance. Media members that attend practices, press conferences and other on-campus events during the week should make arrangements with campus parking by visiting olemiss.edu/parking/media.html.

POSTGAME INTERVIEWS

Both team locker rooms are CLOSED to the media following the game, by facility policy. Visiting coach and player interviews will address the media in the media workroom following a cooling off period approximately 10 minutes after the game. Ole Miss head coach Kermit Davis and selected Ole Miss players will address the media following the visiting team.

SEC LEADERS

- Ole Miss ranks second in the SEC in 3-point field goal percentage defense (23.0).
- The Rebels rank third in the conference in assists per game (16.0) and steals per game (10.2).
- **KJ Buffen** leads the SEC in field goal percentage (66.7).
- **Devontae Shuler** ranks second in the SEC averaging 2.4 steals per game.
- Buffen ranks fourth in defensive rebounds per game (6.2).

LOCKDOWN DEFENSE IN THE NATIONAL RANKS

- The Rebels rank sixth in 3-point field goal percentage defense (23.0).
- Ole Miss ranks 22nd nationally with 10.2 steals per game.
- Sophomore **KJ Buffen** ranks 14th in the country, shooting 66.7 percent from the floor.

SCOUTING PENN STATE

Penn State enters Wednesday's matchup with a perfect 5-0 record, receiving votes in both the AP Poll and the USA TODAY Coaches Poll. Four of the Nittany Lions' five wins have come on their home floor, but they do boast an impressive 15-point victory at Georgetown. PSU is coming off a narrow 58-56 win versus Yale (Nov. 23), scoring less than 80 points for the first time this season. The Nittany Lions have balanced scoring led by Lamar Stevens (16.8 ppg). Myles Dread (12.6 ppg), Myreon Jones (11.8 ppg), Izaiah Brockington (10.4 ppg) and Mike Watkins (10.0 ppg) average double figures as well. On the defensive side of the floor, Watkins ranks 12th nationally with 3.2 blocks per game. Jamari Wheeler tallies 3.4 steals per game to lead the Big Ten and sit eighth best in the country. Patrick Chambers is in his ninth season as Penn State's head coach.

SERIES HISTORY

Ole Miss owns a 3-0 in the all-time series against Penn State. All three matchups have occurred over the past decade. Along with beating Penn State in the 2013 Barclays Center Classic championship game, the Rebels also swept a home-and-home series in consecutive seasons (2010-11, 2011-12). The first all-time meeting was an 84-71 win in Oxford, while the rematch

COMPARING THE TEAMS

Statistic	Ole Miss	Penn St.
Scoring Offense	75.0	82.4
Scoring Defense	59.0	60.4
Scoring Margin	+16.0	+22.0
Field Goal Pct.	.459	.466
Opp. Field Goal Pct.	.362	.397
3-Point Pct.	.340	.346
Opp. 3-Point Pct.	.230	.290
Free Throw Pct.	.743	.642
Rebounds Per Game	38.0	42.0
Opp. Rebounds Per Game	32.6	36.0
Rebound Margin	+5.4	+6.0
Assists Per Game	16.0	16.6
Turnovers Per Game	14.8	13.0
Opp. Turnovers Per Game	17.4	17.6
Turnover Margin	+2.6	+4.6
Steals Per Game	10.2	10.8
Blocks Per Game	3.0	5.6

OLE MISS REBEL ROSTER

No.	Name	Pos.	Ht.	Wt.	Yr.	Hometown (High School/Other School)
0	Blake Hinson	G/F	6-7	229	So.	Deltona, Fla. (Sunrise Christian Academy (Kan.))
1	Austin Crowley	G	6-5	190	Fr.	West Point, Miss. (Sunrise Christian Academy (Kan.))
2	Devontae Shuler	G	6-2	190	Jr.	Irmo, S.C. (Oak Hill Academy)
3	Khadim Sy	F	6-10	240	Jr.	Dakar, Senegal (Daytona State)
4	Breein Tyree	G	6-2	195	Sr.	Somerset, N.J. (St. Joseph HS)
5	KJ Buffen	F	6-7	225	So.	Gainesville, Ga. (Gainesville)
10	Carlos Curry	F	6-11	240	R-Fr.	Albany, Ga. (Dougherty Comprehensive)
11	Franco Miller Jr.	G	6-3	199	R-Fr.	Freeport, Bahamas (Crestwood Prep (Canada))
12	Shon Robinson	F	6-11	212	Fr.	Chicago, Ill. (Eduprize (Ariz.))
13	Bryce Williams	G	6-2	180	Jr.	Tampa, Fla. (Daytona State)
14	Antavion Collum	F	6-7	224	Fr.	Memphis, Tenn. (Bartlett)
15	Luis Rodriguez	G/F	6-6	215	So.	Los Angeles, Calif. (Woodstock Academy (Conn.))
23	Sammy Hunter	F	6-9	228	Fr.	Nassau, Bahamas (B.C. Christian Academy (Canada))
24	Jarkel Joiner*	G	6-1	180	Jr.	Oxford, Miss. (CSU Bakersfield)
33	John McBride	G	6-7	218	R-Fr.	Memphis, Tenn. (Memphis University School)
34	Conner McKay	G	5-11	182	Jr.	Baldwyn, Miss. (Northeast Mississippi C.C.)

*Will sit out 2019-20 season due to NCAA transfer rules

Head Coach:

Kermit Davis (Mississippi State, 1982), Second Season

Assistant Coaches:

- Win Case (University of Science and Arts of Oklahoma, 1986), Second Season
- Ronnie Hamilton (Duke, 2002), Second Season
- Levi Watkins (NC State, 2005), Second Season

Coordinator of Basketball Operations: Thomas Gray

PRONUNCIATIONS

KJ BUFFEN	BUFF-en
ANTAVION Collum	an-TAY-vee-on
Austin CROWLEY	CROW-lee
DEVONTAE SHULER	duh-VON-tay SHOO-ler
KHADIM SY	huh-DEEM SEE

in Happy Valley went 72-70 in favor of Ole Miss.

LAST TIME WE MET

Marshall Henderson and Jarvis Summers both scored 19 points, combining for 11 of Ole Miss' last 12 points, as the undefeated Rebels knocked off Penn State 79-76 in the championship game of the Barclays Center Classic (Nov. 30, 2013). Henderson gave the Rebels the lead for good at 69-68 on a drive with 5:36 to play. That was the start of the run by he and Summers. D.J. Newbill had 23 points to lead Penn State, which had a five-game winning streak snapped. Ross Travis had 17 points and 13 rebounds for the Nittany Lions, but Tim Frazier, who had 29 points in the 89-82 semifinal win over St. John's, was held to nine points on 3 of 13 shooting. Both teams had strong efforts from 3-point range. Ole Miss, which came in shooting 37.6 percent from beyond the arc, was 11 of 24 (45.8 percent), making 8 of 12 in the first half when it took a 44-39 lead. The Nittany Lions were 9 of 22 (40.9 percent) from 3-point range, over the 38.6 percent they were shooting entering the game.

AGAINST THE REST OF THE FIELD

The Rebels are a combined 1-2 against the other two teams in the NIT Season Tip-Off. Ole Miss lost both matchups to Oklahoma State, once in 1948 and the other in 1953 when the Cowboys were known as Oklahoma A&M. In their lone meeting, the second round of the 2017 Postseason NIT, Ole Miss knocked off Syracuse 85-80 in the Carrier Dome.

BATTLING THE BIG

Ole Miss is 10-9 all-time against current members of the Big Ten Conference, having faced 11 current members of the 14-team league. Along with a 3-0 record against Penn State, the Rebels have squared off against Illinois (0-2), Indiana (1-0), Maryland (1-1), Michigan (1-0), Michigan State (0-1), Minnesota (0-2), Nebraska (2-1), Ohio State (0-2), Rutgers (1-0) and Wisconsin (1-0). The 2013 Barclays Center Classic championship game, a victory over Penn State, was the last time Ole Miss played a B1G team.

REBELS IN REGULAR SEASON TOURNAMENTS

Ole Miss is playing in a regular season tournament (SEC Tournament not included) for the 16th consecutive season. The Rebels have traveled all over the Western Hemisphere for these tournaments, including destinations outside the continental U.S. such as Alaska, Hawaii, Mexico, Puerto Rico and the U.S. Virgin Islands. Ole Miss has won three tournament during that stretch (2007 San Juan Shootout, 2013 Barclays Center Classic, 2014 Emerald Coast Classic). Last year, the Rebels went down to Destin, Florida to compete in the Emerald Coast Classic. Ole Miss finished runner-up to Cincinnati after defeating Baylor in the semifinals.

BACK IN BROOKLYN

The Rebels are back in Brooklyn, competing in a tournament at the Barclays Center for the second time. The first occurrence was a successful one, as Ole Miss defeated Georgia Tech and Penn State to capture the 2013 Barclays Center Classic.

OLE MISS IN THE NIT

While the Rebels are making their first appearance in the NIT Tip-Off, they are no strangers to the postseason NIT. Ole Miss has made the postseason NIT 12 times, compiling a 15-12 record (.556) in the tournament. Two of those trips (2008, 2010) ended in runs to the NIT Final Four in Madison Square Garden. The last time the Rebels played in the NIT (2016-17), they upset Syracuse in the Carrier Dome on their way to the quarterfinals.

RETURNING TO THE NORTHEAST

- Senior guard **Breoin Tyree** is a native of Somerset, New Jersey, located just 50 miles from Brooklyn. Tyree attended St. Joseph's High School alongside NBA players Karl-Anthony Towns and Wade Baldwin IV.

- Despite being a native of Los Angeles, California, sophomore **Luis Rodriguez** attended Woodstock Academy in Connecticut (162 miles from Brooklyn).

DROPPING A HARD-FOUGHT BATTLE TO NO. 16 MEMPHIS

In the first road game of the 2019-20 season, Ole Miss suffered a narrow 87-86 defeat to No. 16 Memphis in a rowdy atmosphere in FedExForum (Nov. 23). The Rebels nearly overcame a 16-point second half deficit, but the nationally-ranked Tigers escaped with a win on their home floor. Memphis controlled the paint 52-20, while Ole Miss knocked down 12 threes throughout the contest. Senior guard **Breoin Tyree** scored 24 points with four assists and four rebounds, while **Blake Hinson** added 15 points in his first action of the season. **KJ Buffen** added 13 points and six rebounds before fouling out with 10 minutes left in the second half. After suffering foul trouble of his own in the first half, **Khadim Sy** bounced back with nine points in the final frame to set a new career high as a Rebel. The Tigers were led by their frontcourt, as Precious Achiuwa (25 points) and D.J. Jeffries (23) combined for 48 points. Sophomore guard Alex Lomax added 14 points, seven rebounds and seven assists. Memphis shot 51.7 percent from the floor against the fourth-best field goal percentage defense in the nation, heading into the contest.

BLAKE IS BACK

In the Rebels' narrow 87-86 loss at No. 16 Memphis (Nov. 23), sophomore **Blake Hinson** made his 2019-20 season debut after missing the first four games due to a blood abnormality discovered during the offseason. The Deltona, Florida, native provided a spark off the bench, scoring 15 points over 21 minutes. Hinson knocked down five of his nine attempts from the field, including 4 of 7 from beyond the arc. He brings experience and added depth to the Rebels after starting 31 games as freshman (third most by an Ole Miss freshman over the past two decades). In his first year as a

BY THE NUMBERS

The Rebels' record is ...

- Overall. 4-1
- SEC Games 0-0
- Streak L1
- Overtime 0-0
- Home Overall (SEC) 4-0 (0-0)
- Road Overall (SEC) 0-1 (0-0)
- Neutral Games (SEC) 0-0 (0-0)
- vs. Ranked Opponents. 0-1

- Day Games 0-1
- Night Games (6 p.m. or later local) 4-0
- November Games 4-1
- December Games 0-0
- January Games 0-0
- February Games 0-0
- March Games 0-0

- Monday Games 0-0
- Tuesday Games 2-0
- Wednesday Games 0-0
- Thursday Games 0-0
- Friday Games 2-0
- Saturday Games 0-1
- Sunday Games 0-0

- Red Jerseys 0-0
- Navy Jerseys 0-1
- White Jerseys 3-0
- Gray Jerseys 1-0
- Powder Blue Jerseys 0-0

Rebels' record when ...

- Leading at the half 4-0
- Tied at the half 0-0
- Behind at the half 0-1

- Scores 90 points or more 0-0
- Scores 80-89 points 1-1
- Scores 70-79 points 1-0
- Scores less than 70 points 2-0

- Out-rebounds opponent 4-0
- Out-rebounded by opponent 0-0
- Ties opponents in rebounds 0-1

- Shoots 50 percent or better 2-0
- Shoots between 40-49 percent 2-0
- Shoots under 40 percent 0-1
- Shoots 40 percent or better from 3-pt. 0-1
- Shoots between 30-40 percent from 3-pt. 3-0
- Shoots under 30 percent from 3-pt. 1-0
- Shoots 70 percent or better from FT line 2-1
- Shoots 60-69 percent from FT line 2-0
- Shoots under 60 percent from FT line 0-0
- Opp. shoots 50 percent or better 0-1
- Opp. shoots 40-49 percent 0-0
- Opp. shoots under 40 percent 4-0
- Opp. shoots 40 percent or better from 3-pt. 0-0
- Opp. shoots between 30-40% from 3-pt. 1-0
- Opp. shoots under 30 percent from 3-pt. 3-1
- Commits 15 turnovers or more 2-1
- Commits less than 15 turnovers 2-0
- Forces 15 turnovers or more 3-1
- Forces less than 15 turnovers 1-0
- Has less (or same) turnovers than opp. 3-1

OLE MISS IN NCAA/SEC STATS

TOP 100

	SEC	NCAA	Category (as of 11/25/19)
Ole Miss	3	71	Assists (16.0)
Ole Miss	5	29	FG% Defense (36.2)
Ole Miss	5	73	FT% (74.3)
Ole Miss	9	90	Rebounding Margin (+5.4)
Ole Miss	4	32	Scoring Defense (59.0)
Ole Miss	7	56	Scoring Margin (+16.0)
Ole Miss	3	22	Steals Per Game (10.2)
Ole Miss	2	6	3FG Defense (23.0)
Ole Miss	2	58	Total Steals (51)
Ole Miss	2	53	Turnovers Forced (17.4)
Buffen	5	91	Defensive Rebounds (6.2)
Buffen	1	14	FG% (66.7)
Shuler	2	52	Steals Per Game (2.4)
Shuler	3	72	Total Steals (12)

SEC STATS

	SEC	Category (as of 11/25/19)
Ole Miss	10	Scoring Offense (75.0)
Ole Miss	4	Scoring Defense (59.0)
Ole Miss	7	Scoring Margin (+16.0)
Ole Miss	5	FT% (74.3)
Ole Miss	8	FG% (45.9)
Ole Miss	5	FG% Defense (36.2)
Ole Miss	5	3FG% (34.0)
Ole Miss	2	3FG Defense (23.0)
Ole Miss	10	Rebounding Off. (38.0)
Ole Miss	5	Rebounding Def. (32.6)
Ole Miss	9	Rebounding Margin (+5.4)
Ole Miss	14	Blocks (3.0)
Ole Miss	3	Assists (16.0)
Ole Miss	3	Steals (10.2)
Ole Miss	5	Turnover Margin (+2.6)
Ole Miss	6	Assist/Turnover Ratio (1.1)
Ole Miss	8	Offensive Rebounds (10.6)
Ole Miss	8	Defensive Rebounds (27.4)
Ole Miss	7	Def. Rebound% (73.7)
Ole Miss	8	Off. Rebound% (31.7)
Ole Miss	7	3FG Made (6.8)
Tyree	13	Scoring (16.2)
Buffen	20	Scoring (14.0)
Buffen	8	Rebounding (7.6)
Buffen	1	FG% (66.7)
Shuler	2	Steals (2.4)
Buffen	10	Steals (1.8)
Tyree	10	Steals (1.8)
Buffen	4	Defensive Rebounds (6.2)

Rebel, Hinson averaged 8.3 ppg and 2.9 rpg. He reached double figures in 10 games and shot 40.6 percent from the floor. His 26 points in last season's win at No. 14 Mississippi State was the most by an Ole Miss freshman since 2011.

BEYOND THE ARC

Ole Miss is one of the nation's best in defending the long ball, holding its opposition to a 23.0 percent clip from three-point land. That mark ranks second in the SEC as well as sixth in the nation. Opponents are 23 of 100 from beyond the arc, while the Rebels have gone 34 of 100. Twelve of those 34 made 3-pointers came against No. 16 Memphis, as Ole Miss went 12 of 27 (44.4 percent) from long distance.

THREE-HEADED MONSTER

While several newcomers have made immediate impacts to expand Ole Miss' depth, the Rebels are led by a veteran trio. Senior guard **Breoin Tyree** (16.2 ppg) Sophomore forward **KJ Buffen** (14.0 ppg) and junior guard **Devontae Shuler** (12.6 ppg) have accounted for 57.1 percent of the team's scoring this season. Tyree ranks 13th in the league in scoring, while Buffen is the team's leading rebounder. All three Rebels rank top 10 in the conference in steals. Shuler leads the way, averaging 2.4 per game (2nd) with Buffen and Tyree in seventh at 1.8 apiece per game.

FORMER REBEL BASKETBALL ALL-AMERICAN KEITH CARTER NAMED OLE MISS ATHLETICS DIRECTOR

Rebel Basketball now has one of its own leading the Ole Miss Athletic Department. Keith Carter was named as the new Ole Miss Athletics Director (Nov. 22), 20 years after leading Ole Miss Basketball to the top of the Southeastern Conference. A four-year starter at Ole Miss, Carter helped the Rebels to a pair of SEC Western Division titles in 1997 and 1998 and earned All-America honors after his senior season in 1999. The four-year starter received All-SEC first and second team honors in 1998 and 1999. His 1,682 career points ranks seventh all-time, and his 249 three-pointers set a school record at the time and still ranks fourth in the Rebel record book. He also won a gold medal as a member of the U.S. national team at the 1998 Goodwill Games and played professional basketball in Italy from 2001 until 2008. Following his playing career, Carter returned to his alma mater to work for the University Foundation before moving to the Ole Miss Athletics Foundation.

BUFFEN BREAKS OUT

KJ Buffen was a primary bench player during his freshman campaign, but the 6-foot-7 forward is to off to superb start to his sophomore season. Starting all five games, already surpassing his amount of starts as a freshman (2), Buffen is averaging 14.0 ppg along with a team-best 7.6 rpg. The Gainesville, Georgia, native is shooting lights out from the field as his 66.7 field goal percentage leads the SEC and ranks 14th in the nation. His 7.6 rebounding average is eighth in the conference. Buffen tallied a career-high 23 points in a win over Norfolk State (Nov. 12). After averaging only 6.0 ppg and 4.4 rpg in his first season as a Rebel, Buffen has emerged as one of the team's best players to begin the 2019-20 season.

CLIMBING THE CAREER CHARTS

In his final year as a Rebel, senior guard **Breoin Tyree** ranks 25th on the all-time scoring list with 1,268 points. That career output leads all active players in the SEC. The Somerset, New Jersey, native scored 24 points against No. 16 Memphis (Nov. 23) to pass B.L. "Country" Graham (1,259) on the all-time scoring list. Next on the list is the trio of Sebastian Saiz (1,273), Zach Graham (1,274) and Jason Smith (1,286). If he matches his scoring output from a season ago, he'll end his career in the top 10. Through 104 games in an Ole Miss uniform, Tyree has knocked down 149 three-pointers to sit 11th in the program's rankings.

YEAR TWO OF THE DAVIS ERA

Kermit Davis is in his second season at the helm of Ole Miss Basketball. A nine-time conference coach of the year, Davis is 38th among active Division I head coaches with 427 career wins over 22 seasons, including stints at MT, Idaho and Texas A&M. In 25 seasons as a college basketball head coach, he has amassed 493 wins. Davis wasted no time making an impact in Oxford. With the Rebels coming off a last-place finish in 2017-18, the media picked Ole Miss to land at the bottom of the SEC standings again in 2018-19. However, the Rebels posted a 20-13 record to earn a spot in the NCAA Tournament for the first time in four years. With a return to March Madness for the sixth time in his career, Davis joined a list of 63 coaches in college basketball history to take three different schools to the NCAA Tournament. Davis was named SEC Coach of the Year by his peers and the Associated Press, earning conference coach of the year accolades for the ninth time in his career. He became the sixth Ole Miss coach to earn SEC Coach of the Year honors, while joining Andy Kennedy as the only Rebel coaches to collect the award in their first year in Oxford.

TYREE LEADS THE WAY

After earning First Team All-SEC accolades and leading Ole Miss back to the NCAA Tournament a season ago, **Breoin Tyree** earned several preseason accolades as a senior. Along with being named Preseason First Team All-SEC, the Rebel is one of 20 guards nationwide to be selected to the Jerry West Award Watch List (shooting guard of the year). Sporting News also tabbed him a Preseason Third Team All-American. The SEC's leading returning scorer heading into the season, Tyree averaged 17.9 ppg as a junior to rank third in the conference. He bumped his scoring average to 19.1 ppg in conference play, increasing his output from non-conference to SEC action for the third consecutive year. Last season, Tyree was the only player in the SEC to rank in the conference's top 10 in scoring (3rd-17.9 ppg), free throw percentage (3rd-83.1), three-pointers made (7th-2.1 per game) and field goal percentage (10th-45.9).

SHULER TABBED PRESEASON SECOND TEAM ALL-SEC

While **Breoin Tyree** was tabbed Preseason First Team All-SEC, the conference coaches named **Devontae Shuler** Preseason Second Team All-SEC. Ole Miss was one of five schools to have multiple selections, joining Florida, Kentucky, LSU and Tennessee. Shuler had a breakout sophomore season under first year head coach **Kermit Davis**. Making the transition to point guard, he averaged 10.3 ppg, 4.2 rpg and 3.0 apg (second on team). The Irmo, South Carolina, native ranked sixth in the SEC with 1.7 steals per game and eighth in assist/turnover ratio (1.7). His 56 steals were the most ever by an Ole Miss sophomore, the seventh-most by any Rebel in a single season. Shuler had one of the nation's biggest increases in three-point field goal percentage, going from a 25.9 percent clip as a freshman to a team-best 40.2 percent a season ago. He also knocked down 82.3 percent (51 of 62) of his free throw attempts.

YOUNG SQUAD

With **Breoin Tyree** as the lone senior, Ole Miss is one of 27 teams in the country to have either one or zero seniors on the roster. In contrast, the Rebels have the fifth-most freshmen on a Division I roster. Ole Miss is one of only eight teams nationwide to have at least seven freshmen.

School	Number of Freshmen
Navy	11
Utah	11
Air Force	10
TCU	10
Ole Miss	7
James Madison	7
LMU	7
Nebraska	7

TD TO THE NBA

The Rebels are without Second Team All-SEC guard **Terence Davis**, who finished his career ranked 12th on the program's all-time scoring list with 1,512 points. After going undrafted, Davis turned heads in the NBA Summer League in Las Vegas and quickly earned a multi-year deal with the reigning champion Toronto Raptors. Davis has become a regular in the Raptors' rotation to start the NBA season. The Southaven, Mississippi, native matched LeBron James with 13 points in the Raptors' win over the Lakers (Nov. 10). Last week (Nov. 19), Davis recorded NBA career highs in points (19) and rebounds (8) to help Toronto take down the Orlando Magic at home.

MATTHEW MURRELL BECOMES A REBEL

Ole Miss Basketball made a major splash on the first day of the early signing period (Nov. 13), inking the highest ranked recruit in program history. **Matthew Murrell**, a consensus top-50 prospect in the national recruiting rankings, signed his National Letter of Intent Nov. 13 to join the Rebels for the 2020-21 season. Murrell, a four-star prospect, finds himself rated top 50 nationally by the major recruiting rankings. The combo guard is ranked as high as No. 45 by 247Sports. A native of Memphis, Tennessee, Murrell played his first three seasons of high school basketball at Whitehaven High School. As a senior, he moved down to Bradenton, Florida to join defending national champions IMG Academy. ESPN ranks Murrell as the No. 2 player in the state.

NEXT ON THE HARDWOOD

After enjoying Thanksgiving in the Big Apple, Ole Miss will face either Syracuse or Oklahoma State on Friday (Nov. 29). The opponent and tipoff time will be dependent on Wednesday's semifinal matchups. Returning home to begin the month of December, the Rebels' difficult schedule continues by hosting Butler inside The Pavilion at Ole Miss (Dec. 3).

PAVILION PROTECTED

The Rebels protected their home to begin the season, winning all four games inside The Pavilion at Ole Miss in comfortable fashion. Ole Miss outscored the visitors by an average of 20.3 ppg, while holding them to a 31.9 field goal percentage and 52.0 ppg. The field goal percentage defense leads the SEC and ranks fourth nationally to go along with the country sixth-best scoring defense. The Rebels improved to 15-5 at home during the **Kermit Davis** era.

DEFENDING HOME COURT

Winning at home has been a trademark at Ole Miss. Over the past 14 seasons, the Rebels are 158-47 (.770 win pct.) in home games. In four-plus seasons (opened January 2016) playing in the \$96.5 million Pavilion at Ole Miss, the Rebels hold a 45-21 (.682) advantage against the opposition. Ole Miss has won 283 of its last 362 games (.782 win pct.) in Oxford dating back to the 1996-97 campaign. Under second year head coach **Kermit Davis**, the Rebels are 15-5 (.750 win pct.) at home.

PACK THE PAVILION

After a new average attendance record (7,816) was broken during the 2018-19 campaign, a 13 percent increase from the previous season, another record was set this season with 5,100 season ticket holders and counting. Last season, the Rebels had the highest increased home attendance in the SEC for conference games (23.75 percent). For SEC games, the 8,791 average attendance was up significantly from the 7,104 average during the 2017-18 campaign. Five sellouts in 2018-19 also broke another Pavilion record. The Pavilion has nine sellouts in its history (opened in January

CAREER RECORDS WATCH**SCORING**

- 2,328 John Stroud (110 games, 1977-80)
- 2,078 Joe Harvell (114 games, 1990-93)
- 2,021 Chris Warren (115 games, 2008-11)
- 1,822 Carlos Clark (118 games, 1980-83)
- 1,805 Elston Turner (113 games, 1978-81)
- 1,785 Justin Reed (122 games, 2001-04)
- 1,682 Keith Carter (117 games, 1996-99)
- 1,629 Jarvis Summers (134 games, 2012-15)
- 1,601 Joe Gibbon (86 games, 1954-57)
- 1,564 Gerald Glass (60 games, 1989-90)
- 1,553 Don Kessinger (70 games, 1962-64)
- 1,512 Terence Davis (121 games, 2016-19)
- 1,505 Aaron Harper (123 games, 2001-04)
- 1,476 Murphy Holloway (132 games, 2009-13)
- 1,428 Ansu Sesay (110 games, 1995-98)
- 1,421 Eric Laird (110 games, 1982-85)
- 1,384 Jack Waters (71 games, 1959-61)
- 1,375 Tim Jumper (109 games, 1988-91)
- 1,313 Cob Jarvis (68 games, 1952-54)
- 1,294 Stefan Moody (65 games, 2015-16)
- 1,293 Marshall Henderson (66 games, 2013-14)
- 1,286 Jason Smith (118 games, 1996-99)
- 1,274 Zach Graham (135 games, 2008-11)
- 1,273 Sebastian Saiz (129 games, 2014-17)
- 1,268 Breoin Tyree (104 games, 2017-Pres.)**
- 1,259 B.L. "Country" Graham (76 games, 1936-38)
- 1,232 Dwayne Curtis (90 games, 2005-08)
- 1,216 Walter Actwood (103 games, 1974-77)
- 1,201 Rod Barnes (103 games, 1985-88)
- 1,160 Rahim Lockhart (123 games, 1998-2001)

3-POINT FIELD GOALS MADE

- 334 Chris Warren (115 games, 2008-11)
- 278 Aaron Harper (123 games, 2001-04)
- 267 Marshall Henderson (66 games, 2013-14)
- 249 Keith Carter (117 games, 1996-99)
- 214 Joe Harvell (114 games, 1990-93)
- 181 Stefan Moody (65 games, 2015-16)
- 176 Terence Davis (121 games, 2016-19)
- 163 Jason Harrison (132 games, 1999-2002)
- 158 Todd Abernethy (122 games, 2004-07)
- 152 David Huertas (65 games, 2008-09)
- 149 Breoin Tyree (104 games, 2017-Pres.)**

3-POINT FIELD GOALS ATTEMPTED

- 900 Chris Warren (115 games, 2008-11)
- 771 Marshall Henderson (66 games, 2013-14)
- 720 Aaron Harper (123 games, 2001-04)
- 686 Keith Carter (117 games, 1996-99)
- 528 Joe Harvell (114 games, 1990-93)
- 519 Terence Davis (121 games, 2016-19)
- 494 Stefan Moody (65 games, 2015-16)
- 454 Jason Harrison (132 games, 1999-2002)
- 431 Breoin Tyree (104 games, 2017-Pres.)**
- 425 David Huertas (65 games, 2008-09)

STEALS

- 211 Jason Smith (118 games, 1996-99)
- 194 Murphy Holloway (132 games, 2009-13)
- 179 Eric Laird (110 games, 1982-85)
- 172 Jason Harrison (132 games, 1999-2002)
- 159 Gerald Glass (60 games, 1989-90)
- 157 Joe Ayers (112 games, 1984-87)
- 155 Elston Turner (113 games, 1979-81)
- 154 Rod Barnes (103 games, 1985-88)
- 148 Rahim Lockhart (123 games, 1998-2001)
- 140 Terence Davis (121 games, 2016-19)
- 100 Devontae Shuler (70 games, 2018-Pres.)**

2016).

HISTORIC START DEFENSIVELY

Ole Miss' scoring defense got off to one of its best starts ever in program history. The Rebels held each of their first four opponents below 60 points, a feat last accomplished to start the 1944-45 season. During that season, Ole Miss began the season 4-0 by allowing only 30.8 ppg. The 208 points were the fifth-fewest allowed over the first four games of an Ole Miss season over the past 70 years.

Points Allowed	Season
197	1950-51
200	1998-99
200	1981-82
205	1947-48
208	2019-20

REBELS ROLL PAST REDHAWKS

Ole Miss led for almost the entire game and ended its season-opening homestand with a 65-52 victory over Seattle Tuesday night (Nov. 19). The Rebels built up their lead to as much as 28 points in the second half, while holding the Redhawks to a 28.6 percent (16 of 56) clip from the field. **KJ Buffen** scored 11 of his team-high 13 points in the second half after picking up early foul trouble in the first 11 minutes of the contest. The sophomore forward also pulled down a team-high eight rebounds to go along with a pair of steals. **Breoin Tyree** stuffed the stat sheet with 10 points, six rebounds and five assists to get the Rebels rolling in the first half and continuing into the final frame. Fellow guard **Bryce Williams** added a career-high eight points in 22 minutes off the bench. Making the most of their opportunities at the charity stripe, the Rebels went 19 of 22 (86.4%) on their free throws.

REBELS DOMINATE THE PAINT TO THUMP BRONCOS

Controlling the paint and using a stifling 1-3-1 zone defense, Ole Miss brushed off a slow start to rumble past Western Michigan 85-58 at The Pavilion (Nov. 15). The Rebels handed the Broncos their first loss of the season by holding a 44-24 advantage in the paint and forcing 19 turnovers. **Breoin Tyree** scored a team-high 20 points for his second consecutive 20-point game, while adding four rebounds and three steals. His backcourt mate **Devontae Shuler** was close behind, tallying 16 points along with a career-high three blocks on the other end of the floor. Sophomore **Luis Rodriguez** reached double figures for the first time in his young career with 10 points and a team-best six rebounds. Newcomers **Sammy Hunter** and **Khadim Sy** added eight points apiece, the most they've scored as Rebels. Once again, Ole Miss shot over 50 percent, going 32 of 61 from the floor (52.5 percent). The Rebels limited Western Michigan to a 33.9 percent (20 of 59) clip, including just 5 of 32 (15.6 percent) from beyond the arc. Coming into the game averaging 25.3 ppg, Preseason First Team All-MAC guard Michael Flowers was held to only 14 points on 4 of 15 shooting (1 of 9 from three).

VETERANS PAVE THE WAY IN WIN OVER NORFOLK STATE

The trio of **KJ Buffen**, **Devontae Shuler** and **Breoin Tyree** outscored Norfolk State by themselves, combining for 56 points in the Rebels' 68-55 win Tuesday night (Nov. 12) at

SEC STANDINGS

	Nov. 25				
	SFC	GB	Overall	Pct.	Streak
Auburn	0-0	--	5-0	1.000	W5
Arkansas	0-0	--	5-0	1.000	W5
Tennessee	0-0	--	4-0	1.000	W4
Georgia	0-0	--	4-0	1.000	W4
Mississippi St.	0-0	--	6-1	.857	W1
Kentucky	0-0	--	5-1	.833	W3
Ole Miss	0-0	--	4-1	.800	L1
Missouri	0-0	--	4-1	.800	W2
South Carolina	0-0	--	4-1	.800	W1
Vanderbilt	0-0	--	4-1	.800	W2
Texas A&M	0-0	--	3-1	.750	W1
Florida	0-0	--	5-2	.714	W3
LSU	0-0	--	4-2	.667	W1
Alabama	0-0	--	2-2	.500	W1

ASSOCIATED PRESS POLL

	Nov. 25			
Rank	Team	Record	Points	
1	Duke (53)	6-0	1,610	
2	Louisville (7)	6-0	1,512	
3	Michigan State (3)	3-1	1,500	
4	Kansas	3-1	1,383	
5	Maryland	5-0	1,262	
6	North Carolina	4-0	1,260	
7	Virginia (1)	6-0	1,232	
8	Gonzaga	6-0	1,222	
9	Kentucky	5-1	1,090	
10	Ohio State	5-0	1,033	
11	Oregon	5-0	1,006	
12	Texas Tech	5-0	933	
13	Seton Hall	4-1	866	
14	Arizona	6-0	716	
15	Utah State	7-0	702	
16	Memphis	5-1	587	
17	Tennessee	4-0	490	
18	Auburn	5-0	488	
19	Baylor	5-1	450	
20	VCU	5-0	426	
21	Colorado	4-0	290	
22	Villanova	4-2	247	
23	Washington	5-1	228	
24	Florida	5-2	148	
25	Xavier	6-1	139	

Receiving Votes: Florida State 137; Oklahoma 22; Saint Mary's 22; **Butler 21**; LSU 19; Texas 16; **Arkansas 13**; Michigan 12; **Penn State 10**; Purdue 10; Liberty 6; Wisconsin 4; Cincinnati 3; **Missouri 3**; San Diego State 2; Vermont 2; **Mississippi State 1**; Dayton 1; Georgetown 1.

USA TODAY COACHES POLL

	Nov. 25			
Rank	Team	Record	Points	
1	Duke	6-0	766	
2	Louisville	6-0	728	
3	Michigan St.	3-1	689	
4	North Carolina	4-0	640	
5	Kansas	3-1	637	
6	Virginia	6-0	628	
7	Gonzaga	6-0	576	
8	Maryland	5-0	572	
9	Ohio St.	5-0	524	
10	Oregon	5-0	471	
11	Kentucky	5-1	454	
12	Texas Tech	5-0	430	
13	Seton Hall	4-1	378	
14	Arizona	6-0	365	
15	Utah St.	7-0	296	
16	Tennessee	4-0	276	
17	Auburn	5-0	255	
18	Baylor	5-1	223	
19	VCU	5-0	213	
20	Memphis	5-1	163	
21	Villanova	4-2	147	
22	Washington	5-1	108	
23	Xavier	6-1	96	
24	Colorado	4-0	76	
25	Florida	5-2	71	

Receiving Votes: Oklahoma 53; Purdue 42; Texas 32; Florida State 30; Michigan 24; St. Mary's 16; **Penn St. 15**; Kansas State 15; **Butler 14**; **Arkansas 12**; **LSU 10**; Creighton 9; Dayton 7; Wisconsin 6; **Wichita St. 2**; Cincinnati 2; West Virginia 1; Tulane 1; Indiana 1; DePaul 1.

The Pavilion. On the other side of the floor, the Rebels limited a team averaging 96.5 ppg to a 32.7 percent (17 of 52) clip from the floor thanks in large part to their 1-3-1 zone defense. Buffen tallied a career-high 23 points and matched his best night on the glass with nine rebounds to lead Ole Miss in the win. The Gainesville, Georgia, native could not be stopped in the second half, scoring 15 points over the final 20 points. Tyree added 21 points for his 23rd career 20-point game, while Shuler recorded 12 points to go along with team highs in assists (5) and steals (4). As a squad, the Rebels shot 51.0 percent (26 of 51) and dominated the paint 38-20. Defensively, Ole Miss recorded 12 steals and forced 17 turnovers to lead to 24 points. Just like on the offensive side of the court, the veterans paced the Rebels on defense. Along with Shuler's team-high four steals, Buffen and Tyree collected three each.

DOMINATING DEFENSE

Ole Miss put together a dominating defensive performance in the team's season-opening win over Arkansas State (Nov. 8). Along with forcing 23 turnovers, the Rebels held the Red Wolves to 43 points. It was the lowest opposing output in by a **Kermit Davis**-coach Ole Miss squad as well as the lowest in five seasons. The 43 points were tied for the fifth-fewest by an Ole Miss opponent over the last 20 years, and it marked the 12th time the Rebels held an opponent to 45 points or less during that span.

Points	Opponent	Date
33	LSU	Feb. 7, 2001
38	Southern	Nov. 20, 2014
38	Arkansas-Pine Bluff	Dec. 28, 2002
41	Nicholls	Jan. 3, 2009
43	Arkansas State	Nov. 8, 2019
43	Nicholls	Dec. 15, 2005
43	ULM	Nov. 29, 2005
43	ULM	Dec. 3, 2001
44	Alabama State	Dec. 30, 2003
45	Lipscomb	Nov. 23, 2012
45	Arkansas	March 6, 2004
45	Morris Brown	Nov. 28, 2001

SHULER SHINES IN SEASON OPENERS

Junior guard **Devontae Shuler** led the Rebels with 20 points in the season opener, knocking down 7 of his 11 shot attempts. It was the second 20-point game of Shuler's career. Averaging 8.4 ppg as a Rebel, Shuler has scored 15.7 ppg

PRESEASON HONORS

Devontae Shuler:

- Preseason Second Team All-SEC (Coaches)

Breoin Tyree:

- Jerry West Award Watch List (Shooting Guard of the Year)
- Preseason Third Team All-American (Sporting News)
- Preseason First Team All-SEC (Coaches, Media)
- Chair of the SEC Men's Basketball Leadership Council

GAME LEADERS

LED TEAM IN PTS:

Buffen2
Tyree2
Shuler1

LED TEAM IN REBS:

Buffen5
Rodriguez1
Sy1

LED TEAM IN ASSISTS:

Tyree3
Shuler2
Crowley1

LED TEAM IN STEALS:

Shuler3
Buffen2
Collum1
Crowley1
Curry1
Hunter1
Rodriguez1

LED TEAM IN BLOCKS:

Sy3
Buffen1
Shuler1

DOUBLE-FIGURE REBS:

DOUBLE-DOUBLES:

DOUBLE-FIGURE PTS:

Buffen4
Tyree4
Shuler3
Hinson1
Rodriguez1

20-POINT GAMES:

Tyree3
Buffen1
Shuler1

30-POINT GAMES:

GAME-BY-GAME STARTING LINEUPS

Opponent	Result	1	2	3	4	5
Arkansas State	W, 71-43	Shuler	Tyree	Rodriguez	Buffen	Sy
Norfolk State	W, 68-55	Shuler	Tyree	Rodriguez	Buffen	Sy
Western Michigan	W, 85-58	Shuler	Tyree	Rodriguez	Buffen	Sy
Seattle	W, 65-52	Shuler	Tyree	Rodriguez	Buffen	Sy
at Memphis	L, 86-87	Shuler	Tyree	Rodriguez	Buffen	Sy

BY THE NUMBERS (UNDER DAVIS)

The Rebels' record is ...

- Overall 24-14
- SEC Games 10-8
- Overtime 0-1
- Home Overall (SEC) 15-5 (5-4)
- Road Overall (SEC) 6-6 (5-4)
- Neutral Games 3-3
- vs. Ranked Opponents 2-5

- Day Games 10-5
- Night Games (6 p.m. or later local) 14-9
- November Games 8-3
- December Games 6-0
- January Games 4-4
- February Games 5-3
- March Games 1-4

- Monday Games 0-0
- Tuesday Games 3-4
- Wednesday Games 5-2
- Thursday Games 0-1
- Friday Games 4-2
- Saturday Games 11-5
- Sunday Games 1-0

- Red Jerseys 3-2
- Navy Jerseys 4-4
- White Jerseys 7-5
- Gray Jerseys 9-2
- Powder Blue Jerseys 1-1

- Rebels' record when ...**
- Leading at the half 21-5
- Tied at the half 0-1
- Behind at the half 3-8

- Scores 90 points or more 3-0
- Scores 80-89 points 9-2
- Scores 70-79 points 8-7
- Scores less than 70 points 4-5

- Out-rebounds opponent 18-5
- Out-rebounded by opponent 5-7
- Ties opponents in rebounds 1-2

- Shoots 50 percent or better 10-1
- Shoots between 40-49 percent 12-8
- Shoots under 40 percent 2-5
- Shoots 40 percent or better from 3-pt. 6-3
- Shoots between 30-40 percent from 3-pt. 16-5
- Shoots under 30 percent from 3-pt. 2-6
- Shoots 70 percent or better from FT line 18-9
- Shoots 60-69 percent from FT line 4-2
- Shoots under 60 percent from FT line 2-3
- Opp. shoots 50 percent or better 1-6
- Opp. shoots 40-49 percent 13-7
- Opp. shoots under 40 percent 10-1
- Opp. shoots 40 percent or better from 3-pt. 6-10
- Opp. shoots between 30-40% from 3-pt. 9-1
- Opp. shoots under 30 percent from 3-pt. 9-3
- Commits 15 turnovers or more 7-6
- Commits less than 15 turnovers 17-8
- Forces 15 turnovers or more 15-4
- Forces less than 15 turnovers 9-10
- Has less (or same) turnovers than opp. 18-4

over his three season openers in an Ole Miss uniform. As a freshman, he tallied 14 points in a win over Louisiana; his performance was the most points scored by a Rebel freshman in his debut since Trevor Gaskins in 2007.

OLE MISS DEBUTS

In the season-opening win over Arkansas State, nine Rebels made their debut in an Ole Miss uniform: **Antavion Collum, Austin Crowley, Carlos Curry, Sammy Hunter, John McBride, Conner McKay, Franco Miller Jr., Khadim Sy** and **Bryce Williams**. The newcomers scored 24 of the teams 71 points (33.8 percent) led by eight from Sy.

NEWCOMER NOTICE

Kermit Davis' first full recruiting class at Ole Miss became one of the highest ranked in school history, coming in at No. 22 nationally by Rivals.com. Four-star prospects include guard **Austin Crowley**, guard **Bryce Williams**, forward **Antavion Collum** and forward **Khadim Sy**. Williams and Sy are junior college transfers from Daytona State, where Sy became one of the most sought-after JUCO prospects in the country (spent his freshman season at Virginia Tech). **Sammy Hunter**, one of the top prospects out of The Bahamas, is another newcomer who could make an immediate impact after a successful prep career in Canada. Joining the newcomers will be guard **Franco Miller Jr.** and forward **Carlos Curry**. The two Rebels both redshirted a season ago, but both look to make an impact after one season under Davis.

UNDERRATED REBELS

Ahead of the SEC's media day, a panel consisting of SEC and national media members picked the Rebels to finish eighth in the conference standings this season. That shouldn't worry Ole Miss fans, as the Rebels have placed higher than the media's projection in seven of the last eight seasons since the SEC went away from the divisional format. That includes last year when Ole Miss was predicted to finish last in the SEC, only to tie for sixth and return to the NCAA Tournament under first year head coach and 2019 SEC Coach of the Year **Kermit Davis**.

SEC COACH OF THE YEAR

Kermit Davis became the sixth Ole Miss men's basketball coach to earn SEC Coach of the Year honors, earning the award in his first season in Oxford (2018-19). He joined the winningest coach in program history, Andy Kennedy, as the only two coaches to be named SEC Coach of the Year in his first season guiding the Rebels. The Leakesville, Mississippi, native led one of the biggest turnarounds in the country, as the Rebels improved from 12-20 (5-13 SEC) a season ago to 20-13 (10-8 SEC). The eight-win improvement is ranked 11th in the nation as well as the best among Power 5 schools. While Ole Miss was projected to finish last in the SEC, Davis got the Rebels off to a hot start. Ole Miss began conference play 3-0, helping Davis become the first Rebel head coach to win his first three SEC games. He was the second coach to win 13 of his first 15 games as well as the third coach in program history to win 20 games in his first season. With 20 wins, Davis became just the third active SEC head coach to win at least 20 games in his first season in the conference (John Calipari – Kentucky, Mike White – Florida).

CONVERTING AT THE CHARITY STRIPE

Shooting 78.3 percent as a team, Ole Miss led the SEC and ranked fourth nationally in free throw percentage a season ago. That mark set a new school record, breaking the previous mark of 77.3 percent during the 2014-15 season. **Breein Tyree** was an 83.1 percent free throw shooter (128 of 154) to rank third in the SEC among qualifiers, while **Devontae Shuler** shot 82.3 percent clip (51 of 62) from the line.

SINGLE-SEASON STEALS

Averaging 1.7 steals per game a season ago, **Devontae Shuler** ranked sixth in the SEC. Moreover, his 56 steals over the 2018-19 campaign were the most every by a sophomore Rebel, the seventh most by any Rebel in a single season. He recorded at least three steals in 10 different games.

Ole Miss Single-Season Steals

1. 89 - Gerald Glass (1989)
2. 73 - Jason Smith (1999)
3. 70 - Gerald Glass (1990)
4. 58 - Murphy Holloway (2013); Rod Barnes (1988)
6. 57 - Stefan Moody (2015)
7. 56 - **Devontae Shuler (2019)**
8. 55 - Rahim Lockhart (2000); Ervin Garnes (1994); Eric Laird (1984)

THE PAVILION RECORD BOOK

INDIVIDUAL (OLE MISS)

Points:	43	Stefan Moody vs. Mississippi St. (3-3-16)
FG att:	25	Stefan Moody vs. Vanderbilt (2-6-16)
FG made:	13	Terence Davis vs. LSU (2-14-17)
3-pt att:	15	Stefan Moody vs. Vanderbilt (2-6-16)
3-pt made:	6	3x, MR: Terence Davis vs. Bradley (12-22-17)
FT att:	18	2x, MR: Stefan Moody vs. Mississippi St. (3-3-16)
FT made:	15	2x, MR: Stefan Moody vs. Mississippi St. (3-3-16)
Rebounds:	19	Sebastian Saiz vs. UMass (11-14-16)
Assists:	9	2x, MR: Terence Davis vs. San Diego (11-28-18)
Blocks:	6	Sebastian Saiz vs. Bradley (12-19-16)
Steals:	7	2x, MR: Terence Davis vs. Texas A&M (2-6-19)

TEAM (OLE MISS)

Points:	97	2x, MR: vs. Illinois State (12-16-17)
Few points:	47	vs. Georgia (1-11-17)
FG att:	73	2x, MR: vs. Illinois State (12-16-17)
FG made:	36	vs. South Dakota State (11-28-17)
FG pct:	61.5	vs. Chattanooga (12-16-18)
3-pt att:	33	2x, MR: vs. Montana (11-24-16)
3-pt made:	14	vs. Texas A&M-Corpus Christi (12-19-17)
3-pt pct:	56.3	vs. Chattanooga (12-16-18)
FT att:	46	vs. UMass (11-14-16)
FT made:	33	vs. UMass (11-14-16)
FT pct:	95.7	vs. No. 5 Baylor (1-28-17)
Rebounds:	50	2x, MR: Tennessee (1-17-17)
Assists:	25	2x, MR: ULM (12-1-18)
Blocks:	13	vs. Bradley (12-19-16)
Steals:	15	vs. Western Michigan (11-10-18)

INDIVIDUAL (OPPONENT)

Points:	34	Malik Monk, No. 8 Kentucky (12-29-16)
FG att:	24	Bryce Brown, No. 10 Auburn (1-9-19)
FG made:	12	Malik Monk, No. 8 Kentucky (12-29-16)
3-pt att:	19	Bryce Brown, No. 10 Auburn (1-9-19)
3-pt made:	7	3x, MR: Bryce Brown, No. 10 Auburn (1-9-19)
FT att:	18	Keith Stone, Florida (1-13-18)
FT made:	13	Keith Stone, Florida (1-13-18)
Rebounds:	13	3x, MR: Jontay Porter, Missouri (2-6-18)
Assists:	11	Isaiah Briscoe, No. 8 Kentucky (12-29-16)
Blocks:	8	Clevon Brown, Vanderbilt (3-3-18)
Steals:	5	J.J. Frazier, Georgia (1-9-16)

TEAM (OPPONENT)

Points:	101	Illinois State (12-16-17)
Few points:	43	Arkansas State (11-8-19)
FG att:	74	2x, MR: South Dakota State (11-28-17)
FG made:	38	No. 24 Iowa State (1-26-19)
FG pct:	69.1	No. 24 Iowa State (1-26-19)
3-pt att:	41	South Dakota State (11-28-17)
3-pt made:	18	South Dakota State (11-28-17)
3-pt pct:	56.3	Middle Tennessee (11-30-16)
FT att:	36	UMass (11-14-16)
FT made:	26	Illinois State (12-16-17)
FT pct:	88.0	Georgia (1-11-17)
Rebounds:	49	2x, MR: Illinois State (12-16-17)
Assists:	26	No. 24 Iowa State (1-26-19)
Blocks:	8	2x, MR: Vanderbilt (3-3-18)
Steals:	12	Mississippi State (3-3-16)

THE PAVILION AT OLE MISS FAQs

What is the official name of The Pavilion?

The official name is The Pavilion at Ole Miss.

Does The Pavilion have a nickname like the Tad Pad?

No, the name of the facility is The Pavilion at Ole Miss, or simply The Pavilion.

When did The Pavilion at Ole Miss open?

January 7, 2016

What was the total cost?

\$96.5 million

Where is media parking?

Media parking for games in The Pavilion will be located in the garage or at the Ole Miss Track Complex. Media members should request parking in advance.

Where is the media entrance?

The media will-call table is located in the southwest corner of The Pavilion. From outside, it is the lower entrance off Hill Drive that is closest to the parking garage. For those parking inside the garage, media will-call is located on Level 1 of the parking garage (P1 on elevators). The media entrance will open two hours prior to tip off.

Where is the media workroom?

In The Pavilion, the workroom is located in the southwest corner of the floor level through the visiting team tunnel.

Where is the media seating?

Media seating is located in the at the top of section 101 in the southwest corner of The Pavilion.

How do I obtain media credentials for games at the Pavilion?

Media credentials may be requested through the Athletics Communications Office for game credentials. Requests for credentials should be emailed to Adam Kuffner (kuffner@olemiss.edu) and will be limited to working members of the media.

Where are the scouting seats located?

Scouting seats are available in the media seating area at the top of section 101. Additional seating may be purchased by contacting Adam Kuffner in the Athletics Communications office.

What is the postgame interview policy?

Both team locker rooms are CLOSED to the media following the game. Ole Miss head coach Kermit Davis will address the media approximately 10 minutes after the game. Selected players will be brought into the media room following the head coaches. Visiting coach and player interviews will be coordinated through the visiting team's communications contact.

THE PAVILION QUICK FACTS

Arena Name	The Pavilion at Ole Miss
Ground Breaking	July 31, 2014
Opening Date	Jan. 7, 2016
Capacity	9,500
Record Crowd	9,500 (9 times)
All-Time Record	45-21 (.682)
Current Winning Streak	W4
Longest Winning Streak	W8

THE PAVILION FIRSTS

First Game	vs. Alabama (1/7/15)
First Win	vs. Alabama (1/7/15)
First Overtime Game	vs. USC (1/19/16)
First Point	Tomasz Gielo (3FG, 19:11/1H)
First FG	Tomasz Gielo (3FG, 19:11/1H)
First 3-Pointer	Tomasz Gielo (19:11/1H)
First Dunk	Jimmie Taylor, Alabama (11:0/1H)
First Dunk (OM)	Sebastian Saiz (17:09/2H)

GAME-BY-GAME STATS

OPPONENT	1H-2H-F	FG-FGA	PCT	3P-3PA	PCT	FT-FTA	PCT	OF-DF-TotRb	A	TO	BLK	STL
Arkansas State	19-24-43	15-46	32.6	6-19	31.6	7-12	58.3	6-22-28	12	23	2	11
OLE MISS	39-32-71	25-56	44.6	8-26	30.8	13-20	65.0	11-29-40	16	15	3	14
Norfolk State	35-20-55	17-52	32.7	5-21	23.8	16-21	76.2	9-24-33	8	17	3	8
OLE MISS	40-28-68	26-51	51.0	5-15	33.3	11-17	64.7	5-30-35	14	13	3	12
Western Michigan	32-26-58	20-59	33.9	5-32	15.6	13-17	76.5	12-21-33	9	19	3	5
OLE MISS	40-45-85	32-61	52.5	5-15	33.3	16-20	80.0	10-28-38	16	14	5	10
Seattle	17-35-52	16-56	28.6	4-17	23.5	16-18	88.9	12-19-31	7	12	3	6
OLE MISS	30-35-65	21-49	42.9	4-17	23.5	19-22	86.4	11-28-39	15	16	1	7
OLE MISS	38-48-86	26-66	39.4	12-27	44.4	22-30	73.3	16-22-38	19	16	3	8
Memphis	45-42-87	30-58	51.7	3-11	27.3	24-36	66.7	10-28-38	15	16	9	11

REBEL CAREER HIGHS

#0

BLAKE HINSON**POINTS**

26 at Mississippi St. (11/12/19)

REBOUNDS

6, 2x, MR: vs. Oklahoma (3/22/19)

FIELD GOALS

8 at Mississippi St. (1/12/19)

FREE THROWS

5, 2x, MR: at MSU (11/12/19)

THREE-POINTERS

5 at Mississippi St. (1/12/19)

ASSISTS

4, 2x, MR: vs. Auburn (1/9/19)

STEALS

3 vs. Auburn (1/9/19)

BLOCKS

1, 9x, MR: vs. Oklahoma (3/22/19)

#1

AUSTIN CROWLEY**POINTS**

6, 3x, MR: vs Seattle (11/19/19)

REBOUNDS

3, 2x, MR: at Memphis (11/23/19)

FIELD GOALS

3 vs. Seattle (11/19/19)

FREE THROWS

THREE-POINTERS

2, 2x, MR: vs Western Michigan (11/15/19)

ASSISTS

6 at Memphis (11/23/19)

STEALS

1 at Memphis (11/23/19)

BLOCKS

#2

DEVONTAE SHULER**POINTS**

24 vs. Cincinnati (11/24/18)

REBOUNDS

9 at Florida (1/30/19)

FIELD GOALS

9 vs. Cincinnati (11/24/18)

FREE THROWS

7 at Vanderbilt (1/5/19)

THREE-POINTERS

4, 3x, MR: vs. Georgia (2/23/19)

ASSISTS

6, 4x, MR: vs. LSU (1/15/19)

STEALS

5 vs. Missouri (2/16/19)

BLOCKS

3 vs. Western Michigan (11/15/19)

#3

KHADIM SY**POINTS**

9 at Memphis (11/23/19)

REBOUNDS

7 vs. Norfolk State (11/12/19)

FIELD GOALS

3, 3x, MR: at Memphis (11/23/19)

FREE THROWS

2, 4x, MR: at Memphis (11/23/19)

THREE-POINTERS

2 vs. Seattle (11/19/19)

ASSISTS

2, 2x, MR: at Memphis (11/23/19)

STEALS

2 at Memphis (11/23/19)

BLOCKS

2, 2x, MR: at Memphis (11/23/19)

#4

BREEIN TYREE**POINTS**

31, 2x, MR: at Georgia (2/9/19)

REBOUNDS

7 at Illinois St. (12/8/18)

FIELD GOALS

11, 2x, MR: at Georgia (2/9/19)

FREE THROWS

13 vs. Baylor (11/23/18)

THREE-POINTERS

5 vs. Mississippi State (2/2/19)

ASSISTS

7 at Kentucky (2/28/18)

STEALS

4 vs. FGCU (12/29/18)

BLOCKS

2, 2x, MR: at South Carolina (2/19/19)

#5

KJ BUFFEN**POINTS**

23 vs. Norfolk State (11/12/19)

REBOUNDS

9, 3x, MR: vs. Norfolk St. (11/12/19)

FIELD GOALS

9 vs. Norfolk State (11/12/19)

FREE THROWS

8, 2x, MR: at Florida (1/30/19)

THREE-POINTERS

1, 7x, MR: at Memphis (11/23/19)

ASSISTS

4 vs. Missouri (2/16/19)

STEALS

3, 6x, MR: vs. Norfolk St. (11/12/19)

BLOCKS

2, 3x, MR: vs. Arkansas St. (11/8/19)

#10

CARLOS CURRY**POINTS**

4, 2x, MR: vs Western Michigan (11/15/19)

REBOUNDS

3 vs. Arkansas State (11/8/19)

FIELD GOALS

2, 2x, MR: vs Western Michigan (11/15/19)

FREE THROWS

THREE-POINTERS

ASSISTS

1 vs. Western Michigan (11/15/19)

STEALS

2 vs. Western Michigan (11/15/19)

BLOCKS

1 vs. Western Michigan (11/15/19)

#11

FRANCO MILLER JR.**POINTS**

4 vs. Arkansas State (11/8/19)

REBOUNDS

1, 3x, MR: vs Seattle (11/19/19)

FIELD GOALS

1 vs. Arkansas State (11/8/19)

FREE THROWS

1 vs. Arkansas State (11/8/19)

THREE-POINTERS

1 vs. Arkansas State (11/8/19)

ASSISTS

2 vs. Western Michigan (11/15/19)

STEALS

1 vs. Arkansas State (11/8/19)

BLOCKS

#12

SHON ROBINSON**POINTS**

REBOUNDS

FIELD GOALS

FREE THROWS

THREE-POINTERS

ASSISTS

STEALS

BLOCKS

#13

BRYCE WILLIAMS**POINTS**

8 vs. Seattle (11/19/19)

REBOUNDS

1, 2x, MR: vs. Seattle (11/19/19)

FIELD GOALS

2, 2x, MR: vs. Seattle (11/19/19)

FREE THROWS

4 at Memphis (11/23/19)

THREE-POINTERS

1, 2x, MR: at Memphis (11/23/19)

ASSISTS

2, 2x, MR: vs. Seattle (11/19/19)

STEALS

1 vs. Western Michigan (11/15/19)

BLOCKS

#14

ANTAVION COLLUM**POINTS**

3 vs. Western Michigan (11/15/19)

REBOUNDS

3 at Memphis (11/23/19)

FIELD GOALS

1 vs. Western Michigan (11/15/19)

FREE THROWS

2 at Memphis (11/23/19)

THREE-POINTERS

1 vs. Western Michigan (11/15/19)

ASSISTS

1 vs. Western Michigan (11/15/19)

STEALS

2 vs. Western Michigan (11/15/19)

BLOCKS

#15

LUIS RODRIGUEZ**POINTS**

10 vs. Western Michigan (11/15/19)

REBOUNDS

6, 2x, MR: vs Western Michigan (11/15/19)

FIELD GOALS

3 vs. Western Michigan (11/15/19)

FREE THROWS

5 vs. Seattle (11/19/19)

THREE-POINTERS

ASSISTS

4 vs. Seattle (11/19/19)

STEALS

3 vs. Arkansas State (11/8/19)

BLOCKS

2 vs. Middle Tennessee (12/21/18)

#23

SAMMY HUNTER**POINTS**

8 vs. Western Michigan (11/15/19)

REBOUNDS

4, 2x, MR: vs. Seattle (11/19/19)

FIELD GOALS

4 vs. Western Michigan (11/15/19)

FREE THROWS

4 vs. Seattle (11/19/19)

THREE-POINTERS

ASSISTS

2, 2x, MR: vs Western Michigan (11/15/19)

STEALS

2, 2x, MR: vs Western Michigan (11/15/19)

BLOCKS

#33

JOHN MCBRIDE**POINTS**

REBOUNDS

2 vs. Western Michigan (11/15/19)

FIELD GOALS

FREE THROWS

THREE-POINTERS

ASSISTS

STEALS

BLOCKS

#34

CONNER MCKAY**POINTS**

REBOUNDS

FIELD GOALS

FREE THROWS

THREE-POINTERS

ASSISTS

STEALS

BLOCKS

SEASON HIGHS

#0

BLAKE HINSON**POINTS**

15 at Memphis (11/23/19)

REBOUNDS

3 at Memphis (11/23/19)

FIELD GOALS

5 at Memphis (11/23/19)

FREE THROWS

1 at Memphis (11/23/19)

THREE-POINTERS

4 at Memphis (11/23/19)

ASSISTS

2 at Memphis (11/23/19)

STEALS

BLOCKS

#1

AUSTIN CROWLEY**POINTS**

6, 3x, MR: vs Seattle (11/19/19)

REBOUNDS

3, 2x, MR: at Memphis (11/23/19)

FIELD GOALS

3 vs. Seattle (11/19/19)

FREE THROWS

THREE-POINTERS

2, 2x, MR: vs Western Michigan (11/15/19)

ASSISTS

6 at Memphis (11/23/19)

STEALS

1 at Memphis (11/23/19)

BLOCKS

#2

DEVONTAE SHULER**POINTS**

20 vs. Arkansas State (11/8/19)

REBOUNDS

4, 3x, MR: vs. Seattle (11/19/19)

FIELD GOALS

7 vs. Arkansas State (11/8/19)

FREE THROWS

3, 2x, MR: vs Western Michigan (11/15/19)

THREE-POINTERS

3 vs. Arkansas State (11/8/19)

ASSISTS

5 vs Norfolk State (11/12/19)

STEALS

4 vs. Norfolk State (11/12/19)

BLOCKS

3 vs. Western Michigan (11/15/19)

#3

KHADIM SY**POINTS**

9 at Memphis (11/23/19)

REBOUNDS

7 vs. Norfolk State (11/12/19)

FIELD GOALS

3, 3x, MR: at Memphis (11/23/19)

FREE THROWS

2, 4x, MR: at Memphis (11/23/19)

THREE-POINTERS

2 vs. Seattle (11/19/19)

ASSISTS

2, 2x, MR: at Memphis (11/23/19)

STEALS

2 at Memphis (11/23/19)

BLOCKS

2, 2x, MR: at Memphis (11/23/19)

#4

BREEIN TYREE**POINTS**

24 at Memphis (11/23/19)

REBOUNDS

6 vs. Seattle (11/19/19)

FIELD GOALS

8 vs. Norfolk State (11/12/19)

FREE THROWS

8 at Memphis (11/23/19)

THREE-POINTERS

2, 2x, MR: at Memphis (11/23/19)

ASSISTS

5 vs. Seattle (11/19/19)

STEALS

3, 2x, MR: vs. Norfolk St. (11/12/19)

BLOCKS

#5

KJ BUFFEN**POINTS**

23 vs. Norfolk State (11/12/19)

REBOUNDS

9, 2x, MR: vs. Norfolk St. (11/12/19)

FIELD GOALS

9 vs. Norfolk State (11/12/19)

FREE THROWS

5, 2x, MR: vs. Norfolk St. (11/12/19)

THREE-POINTERS

1, 3x, MR: at Memphis (11/23/19)

ASSISTS

2 vs. Norfolk State (11/12/19)

STEALS

3, 2x, MR: vs. Norfolk St. (11/12/19)

BLOCKS

2 vs. Arkansas State (11/8/19)

#10

CARLOS CURRY**POINTS**

4, 2x, MR: vs Western Michigan (11/15/19)

REBOUNDS

3 vs. Arkansas State (11/8/19)

FIELD GOALS

2, 2x, MR: vs Western Michigan (11/15/19)

FREE THROWS

THREE-POINTERS

ASSISTS

1 vs. Western Michigan (11/15/19)

STEALS

2 vs. Western Michigan (11/15/19)

BLOCKS

1 vs. Western Michigan (11/15/19)

#11

FRANCO MILLER JR.**POINTS**

4 vs. Arkansas State (11/8/19)

REBOUNDS

1, 3x, MR: vs Seattle (11/19/19)

FIELD GOALS

1 vs. Arkansas State (11/8/19)

FREE THROWS

1 vs. Arkansas State (11/8/19)

THREE-POINTERS

1 vs. Arkansas State (11/8/19)

ASSISTS

2 vs. Western Michigan (11/15/19)

STEALS

1 vs. Arkansas State (11/8/19)

BLOCKS

#12

SHON ROBINSON**POINTS**

REBOUNDS

FIELD GOALS

FREE THROWS

THREE-POINTERS

ASSISTS

STEALS

BLOCKS

#13

BRYCE WILLIAMS**POINTS**

8 vs. Seattle (11/19/19)

REBOUNDS

1, 2x, MR: vs. Seattle (11/19/19)

FIELD GOALS

2, 2x, MR: vs. Seattle (11/19/19)

FREE THROWS

4 at Memphis (11/23/19)

THREE-POINTERS

1, 2x, MR: at Memphis (11/23/19)

ASSISTS

2, 2x, MR: vs. Seattle (11/19/19)

STEALS

1 vs. Western Michigan (11/15/19)

BLOCKS

#14

ANTAVION COLLUM**POINTS**

3 vs. Western Michigan (11/15/19)

REBOUNDS

3 at Memphis (11/23/19)

FIELD GOALS

1 vs. Western Michigan (11/15/19)

FREE THROWS

2 at Memphis (11/23/19)

THREE-POINTERS

1 vs. Western Michigan (11/15/19)

ASSISTS

1 vs. Western Michigan (11/15/19)

STEALS

2 vs. Western Michigan (11/15/19)

BLOCKS

#15

LUIS RODRIGUEZ**POINTS**

10 vs. Western Michigan (11/15/19)

REBOUNDS

6, 2x, MR: vs Western Michigan (11/15/19)

FIELD GOALS

3 vs. Western Michigan (11/15/19)

FREE THROWS

5 vs. Seattle (11/19/19)

THREE-POINTERS

ASSISTS

4 vs. Seattle (11/19/19)

STEALS

3 vs. Arkansas State (11/8/19)

BLOCKS

1, 2x, MR: vs. Norfolk St. (11/12/19)

#23

SAMMY HUNTER**POINTS**

8 vs. Western Michigan (11/15/19)

REBOUNDS

4, 2x, MR: vs. Seattle (11/19/19)

FIELD GOALS

4 vs. Western Michigan (11/15/19)

FREE THROWS

4 vs. Seattle (11/19/19)

THREE-POINTERS

ASSISTS

2, 2x, MR: vs Western Michigan (11/15/19)

STEALS

2, 2x, MR: vs Western Michigan (11/15/19)

BLOCKS

#33

JOHN MCBRIDE**POINTS**

REBOUNDS

2 vs. Western Michigan (11/15/19)

FIELD GOALS

FREE THROWS

THREE-POINTERS

ASSISTS

STEALS

BLOCKS

#34

CONNER MCKAY**POINTS**

REBOUNDS

FIELD GOALS

FREE THROWS

THREE-POINTERS

ASSISTS

STEALS

BLOCKS

THE LAST TIME ...

AN OLE MISS TEAM...

Scored 100+ points at home	105 vs. Oregon (Dec. 8, 2013)
Scored 100+ points on the road	104 at Mississippi State (4ot) (Jan. 24, 1990)
Scored 100+ points and lost	105 vs. Oregon (Dec. 8, 2013)
Scored 110+ points	111 vs. Mississippi Valley State (Nov. 22, 2013)
Scored 50 points or less	47 vs. Georgia (Jan. 11, 2017)
Scored 40 points or less	40 at Kentucky (Feb. 22, 2006)
Scored 50 or less and won	50-48 vs. SMU (Jan. 3, 2012)
Held opponent to 50 or less	43 vs. Arkansas State (Nov. 8, 2019)
Won an overtime game	90-87 at Missouri (Feb. 20, 2018)
Lost an overtime game	90-86 at Florida (Jan. 30, 2019)
Won a double overtime game	90-87 vs. Texas Tech (Mar. 23, 2010)
Lost a double overtime game	69-67 at Alabama (Feb. 4, 2012)
Played a triple overtime game	Never Happened
Played a four-overtime game	104-102 at Mississippi State (Jan. 24, 1990)
Made 10+ three-point field goals	12 at #16 Memphis (Nov. 23, 2019)
Made 12+ three-point field goals	12 at #16 Memphis (Nov. 23, 2019)
Made 15+ three-point field goals	15 at Syracuse (March 18, 2017)
Allowed 10+ three-point field goals	11 at Georgia (Feb. 9, 2019)
Had 15+ rebound margin	16 vs. Southeastern Louisiana (Dec. 12, 2018)
Had 20+ rebound margin	22 vs. Arkansas (Jan. 11, 2012)
Had 25+ rebound margin	25 vs. Florida A&M (Dec. 22, 2008)
Had 50+ rebounds	50 vs. Tennessee (Jan. 17, 2017)
Had 60+ rebounds	64 vs. Troy (Nov. 27, 2007)
Had two players with 10+ rebounds	at #22 Auburn (Jan. 9, 2018) Terence Davis (10), Dominik Olejniczak (10)
Had three players with 10+ rebounds	vs. Georgia (Jan. 9, 2016) Sebastian Saiz (10), Martavious Newby (10), and Rasheed Brooks (10)
Had two players with 20+ points	at Florida (Jan. 30, 2019) Terence Davis (26), Breein Tyree (20)
Attempted 30+ free throws	30 at #16 Memphis (Nov. 23, 2019)
Attempted 40+ free throws	55 vs. Missouri (March 9, 2017)
Attempted 50+ free throws	55 vs. Missouri (March 9, 2017)
Made 25+ free throws	27 vs. #10 Auburn (Jan. 9, 2019)
Made 30+ free throws	31 vs. Missouri (March 9, 2017)
Made 35+ free throws	40 vs. Georgia Southern (Nov. 17, 2015)
Made 40+ free throws	40 vs. Georgia Southern (Nov. 17, 2015)
Shot 90% or better from FT line	90.5% (19-21) at Missouri (March 9, 2019)
Had 20+ assists	22 vs. FGCU (Dec. 29, 2018)
Had 25+ assists	25 vs. ULM (Dec. 1, 2018)
Had 30+ assists	32 vs. Centenary (Dec. 19, 2009)
Had 20+ turnovers	21 at Mississippi State (Feb. 22, 2017)
Had 25+ turnovers	26 vs. Southern Utah (Nov. 18, 2005)
Forced 20+ turnovers	23 vs. Arkansas State (Nov. 8, 2019)
Forced 25+ turnovers	25 vs. Missouri (Feb. 16, 2019)
Forced 30+ turnovers	31 vs. Louisiana-Monroe (Nov. 24, 2007)
Had 10+ steals	10 vs. Western Michigan (Nov. 15, 2019)
Had 15+ steals	15 vs. Western Michigan (Nov. 10, 2018)
Had 20+ steals	20 vs. Lipscomb (Nov. 23, 2012)
Blocked 5+ shots	5 vs. Western Michigan (Nov. 15, 2019)
Blocked 10+ shots	10 vs. Texas A&M-Corpus Christi (Dec. 19, 2017)
Blocked 12+ shots	13 vs. Bradley (Dec. 19, 2016)
Beat a ranked team	81-77 at #14 Mississippi St. (Jan. 12, 2019)
Beat a ranked team on the road	81-77 at #14 Mississippi St. (Jan. 12, 2019)
Beat a ranked team on a neutral floor	75-68 vs. #23 Creighton (Nov. 28, 2014)
Kept every opposing player out of double figures	vs. Mississippi St. (Jan. 6, 2018)
Had all five starters score in double figures	at Memphis (Dec. 18, 2015)
Had five players score in double figures	vs. FGCU (Dec. 29, 2018)
Had six players score in double figures	at Auburn (Jan. 7, 2017)
Had no players score in double figures	at LSU (Jan. 7, 2012)
Overcame a 5-point+ halftime deficit to win	8 at Missouri (March 9, 2019)
Overcame a 5-point+ halftime deficit on the road to win	8 at Missouri (March 9, 2019)
Overcame a 10-point+ halftime deficit to win	20 vs. Auburn (Feb. 11, 2017)
Overcame a 20-point+ halftime deficit to win	20 vs. Auburn (Feb. 11, 2017)
Overcame a 10-point+ second half deficit to win	10 at Missouri (March 9, 2019)
Overcame a 15-point+ second half deficit to win	23 vs. Auburn (Feb. 11, 2017)
Overcame a 20-point+ second half deficit to win	23 vs. Auburn (Feb. 11, 2017)
Went on a 20-0 run	28 vs. Chattanooga (Dec. 16, 2018)
Went on a 25-0 run	28 vs. Chattanooga (Dec. 16, 2018)


AN OLE MISS PLAYER...

Scored 20+ points	4, Breein Tyree at #16 Memphis (Nov. 23, 2019)
Scored 30+ points	31, Breein Tyree at Georgia (Feb. 9, 2019)
Scored 35+ points	41, Deandre Burnett vs. Oral Roberts (Nov. 18, 2016)
Scored 40+ points	41, Deandre Burnett vs. Oral Roberts (Nov. 18, 2016)
Scored 50+ points	53, Gerald Glass vs. LSU (Mar. 4, 1989)
Scored 20+ points in 5 straight games	Breein Tyree (Jan. 26-Feb. 14, 2019)
Scored 20+ points in 10 straight games	Stefan Moody (Nov. 25, 2015-Jan. 28, 2016)
Scored 20+ points in 14 straight games	Stefan Moody (Nov. 25, 2015-Jan. 28, 2016)
Scored 20+ points in 18 straight games	Joe Gibbon (Dec. 10, 1956-Feb. 28, 1957)
Scored 20+ points in 22 straight games	Johnny Neumann (Dec. 1, 1920-Feb. 22, 1971)
Made 5+ 3-pointers	5, Breein Tyree vs. #21 Mississippi St. (Feb. 2, 2019)
Made 7+ 3-pointers	9, Deandre Burnett vs. Oral Roberts (Nov. 18, 2016)
Made 8+ 3-pointers	9, Deandre Burnett vs. Oral Roberts (Nov. 18, 2016)
Made 9+ 3-pointers	9, Deandre Burnett vs. Oral Roberts (Nov. 18, 2016)
Made 10+ 3-pointers	10, Marshall Henderson vs. Oregon (Dec. 8, 2013)
Attempted 10+ 3-pointers	10, Devontae Shuler vs. Georgia (Feb. 23, 2019)
Attempted 15+ 3-pointers	17, Stefan Moody vs. Alabama (March 10, 2016)
Had a double-double	Terence Davis (25 points, 12 rebounds) vs. #6 Kentucky (March 5, 2019)
Had a double-double in 2 straight games	Sebastian Saiz (3/4/17-3/9/17)
Had a double-double in 3 straight games	Sebastian Saiz (1/28/17-2/4/17)
Had a double-double in 4 straight games	Sebastian Saiz (1/28/17-2/8/17)
Had a double-double in 5 straight games	Sebastian Saiz (12/15/16-1/3/17)
Had a double-double in 6 straight games	Sebastian Saiz (12/15/16-1/7/17)
Had a double-double in 7 straight games	Rahim Lockhart (11/19/99-12/4/99)
Had 5+ double-doubles in a season	5, Terence Davis, - 2016-17 season
Had 10+ double-doubles in a season	23, Sebastian Saiz - 2016-17 season
Had 18+ double-doubles in a season	23, Sebastian Saiz - 2016-17 season
Had 20+ double-doubles in a season	23, Sebastian Saiz - 2016-17 season
Had 20+ points and 15+ rebounds	Sebastian Saiz, 21 pts/15 rebs vs. South Carolina (March 4, 2017)
Had 20+ points and 20+ rebounds	Walter Actwood, 22 pts/22 rebs vs. ISU-Evansville (Dec. 1, 1975)
Had 15+ rebounds	15, Sebastian Saiz vs. Georgia Tech (March 21, 2017)
Had 20+ rebounds	20, Murphy Holloway vs. Auburn (Feb. 24, 2010)
Had 10+ offensive rebounds	10, Dwayne Curtis vs. Auburn (Feb. 25, 2006)
Had 10+ defensive rebounds	11, Terence Davis vs. #6 Kentucky (March 5, 2019)
Had 10+ assists	10, Jarvis Summers vs. BYU (March 17, 2015)
Had 15+ assists	15, Sean Tuohy vs. Auburn (Jan. 26, 1980)
Had 9+ assists and 0 turnovers	9, Cullen Neal vs. South Alabama (Dec. 22, 2016)
Had 8+ assists and 0 turnovers	8, Deandre Burnett at Texas A&M (Jan. 16, 2018)
Had 5+ blocks	6, Sebastian Saiz vs. Bradley (Dec. 19, 2016)
Had 8+ blocks	8, Reginald Buckner at Arkansas (Feb. 5, 2011)
Had 5+ steals	5, Devontae Shuler vs. Missouri (Feb. 16, 2019)
Had 7+ steals	7, Terence Davis vs. Texas A&M (Feb. 6, 2019)
Had 8+ steals	8, Gerald Glass vs. Christian Bros. (Nov. 25, 1988)
Made 10+ free throws	13, Breein Tyree vs. Baylor (Nov. 23, 2018)
Made 15+ free throws	15, Stefan Moody vs. Mississippi State (March 3, 2016)
Attempted 10+ free throws	10, Breein Tyree at #16 Memphis (Nov. 23, 2019)
Attempted 15+ free throws	17, Breein Tyree vs. Baylor (Nov. 23, 2018)
Attempted 20+ free throws	20, Ansu Sesay vs. Arkansas (Feb. 18, 1995)
Shot 100% from the floor (min. 5)	KJ Buffen, 5-5 vs. LSU (Jan. 15, 2019)
Shot 90% from the floor (min. 10)	Marcanvis Hymon, 10-11 vs. Towson (Nov. 20, 2015)
Played 40+ minutes	40, Breein Tyree at South Carolina (Feb. 19, 2019)
Fouled out	KJ Buffen, Khadim Sy at #16 Memphis (Nov. 23, 2019)


RADIO/TV ROSTER




BLAKE HINSON
6-7 • 230 • G/F • So.
Deltona, Fla.



AUSTIN CROWLEY
6-5 • 188 • G • Fr.
West Point, Miss.




DEVONTAE SHULER
6-2 • 192 • G • Jr.
Irmo, S.C.



KHADIM SY
6-10 • 244 • F • Jr.
Dakar, Senegal




BREEIN TYREE
6-2 • 195 • G • Sr.
Somerset, N.J.




KJ BUFFEN
6-7 • 225 • F • So.
Gainesville, Ga.



CARLOS CURRY
6-11 • 235 • F • R-Fr.
Albany, Ga.




FRANCO MILLER JR.
6-3 • 202 • G • R-Fr.
Freeport, Bahamas




SHON ROBINSON
6-11 • 210 • F • Fr.
Chicago, Ill.




BRYCE WILLIAMS
6-2 • 178 • G • Jr.
Tampa, Fla.




ANTAVION COLLUM
6-7 • 228 • F • Fr.
Memphis, Tenn.



LUIS RODRIGUEZ
6-6 • 211 • G/F • So.
Los Angeles, Calif.




SAMMY HUNTER
6-9 • 230 • F • Fr.
Nassau, Bahamas



JARKEL JOINER
6-1 • 177 • G • Jr.
Oxford, Miss.



JOHN MCBRIDE
6-7 • 221 • G • R-Fr.
Memphis, Tenn.




CONNER MCKAY
5-11 • 188 • G • Jr.
Baldwyn, Miss.



KERMIT DAVIS
Head Coach
Second year at Ole Miss



WIN CASE
Assistant Coach
Second year at Ole Miss



RONNIE HAMILTON
Assistant Coach
Second year at Ole Miss



LEVI WATKINS
Assistant Coach
Second year at Ole Miss

BOX SCORES

GAME 1: OLE MISS 71, ARKANSAS STATE 43



Official Basketball Box Score -- Game Totals -- Final Statistics
Arkansas State vs Ole Miss
11-8-19 6 p.m. at Oxford, Miss. (The Pavilion at Ole Miss)



Arkansas State 43 • 1-1

#	Player	Total		3-Ptr		Rebounds			PF	TP	A	TO	Blk	Stl	Min
		FG-FGA	FT-FTA	FG-FGA	FT-FTA	Off	Def	Tot							
03	Brevard, Malik	1-1	0-0	0-1	0	4	4	5	2	0	5	2	0	0	23
04	Matthews, J.J.	4-8	0-0	2-3	0	2	2	4	10	0	1	0	1	0	21
05	Willis, Christian	1-2	1-2	0-0	0	1	1	3	3	1	2	0	1	0	21
12	Kus, Canberk	4-12	1-4	1-2	0	2	2	2	10	2	3	0	4	1	31
23	Eaton, Marquis	1-7	1-4	1-2	0	6	6	1	4	5	4	0	1	3	34
01	Johnson, Jerry	2-9	1-5	0-0	0	1	1	3	5	3	3	0	0	0	23
02	Wilson, Kobe	2-6	2-4	2-2	0	2	2	1	8	1	2	0	1	0	24
32	Jackson, Antwon	0-1	0-0	1-2	1	1	2	0	1	0	3	0	3	2	23
	Team				5	3	8								
	Totals	15-46	6-19	7-12	6	22	28	19	43	12	23	2	11	0	200
	FG % 1st Half:	7-20	35.0%	2nd half:	8-26	30.8%	Game:	15-46	32.6%						Deadball
	3FG % 1st Half:	4-10	40.0%	2nd half:	2-9	22.2%	Game:	6-19	31.6%						Rebounds
	FT % 1st Half:	1-3	33.3%	2nd half:	6-9	66.7%	Game:	7-12	58.3%						1

Ole Miss 71 • 1-0

#	Player	Total		3-Ptr		Rebounds			PF	TP	A	TO	Blk	Stl	Min
		FG-FGA	FT-FTA	FG-FGA	FT-FTA	Off	Def	Tot							
03	Sy, Khadim	3-6	0-0	2-2	2	2	4	3	8	1	1	0	1	0	20
05	Buffen, KJ	5-6	1-1	5-8	2	7	9	3	16	1	2	2	3	2	24
02	Shuler, Devontae	7-11	3-7	3-4	1	2	3	1	20	1	4	0	3	2	28
04	Tyree, Breein	2-9	1-7	1-2	0	2	2	0	6	4	2	0	3	2	25
15	Rodriguez, Luis	2-8	0-3	1-2	2	4	6	1	5	3	1	1	3	2	25
01	Crowley, Austin	2-4	2-0	0-0	1	1	2	5	6	1	1	0	0	0	10
10	Curry, Carlos	2-4	0-0	1	2	3	1	4	0	1	1	0	0	0	9
11	Miller, Franco	1-3	1-2	1-2	0	1	1	0	4	0	1	0	1	0	12
13	Williams, Bryce	1-1	0-0	0-0	0	1	1	2	2	2	2	0	0	0	14
14	Collum, Antavion	0-2	0-1	0-0	0	0	0	2	0	0	0	0	0	1	12
23	Hunter, Sammy	0-2	0-1	0-0	0	2	2	2	0	2	0	0	0	0	17
33	McBride, John	0-0	0-0	0-0	0	0	0	0	0	0	0	0	0	0	3
34	McKay, Conner	0-0	0-0	0-0	0	0	0	0	0	0	0	0	0	0	1
	Team				2	5	7								
	Totals	25-56	8-26	13-20	11	29	40	20	71	16	15	3	14	0	200
	FG % 1st Half:	15-34	44.1%	2nd half:	10-22	45.5%	Game:	25-56	44.6%						Deadball
	3FG % 1st Half:	5-17	29.4%	2nd half:	3-9	33.3%	Game:	8-26	30.8%						Rebounds
	FT % 1st Half:	4-8	50.0%	2nd half:	9-12	75.0%	Game:	13-20	65.0%						5

Officials: Pat Adams, Vladimir Voyard-Tadal, Nathan Bemis
Technical fouls: Arkansas State-Matthews, J.J.; Willis, Christian, Ole Miss-Buffer, KJ.
Attendance: 8009

Score by periods	1st	2nd	Total
Arkansas State	19	24	43
Ole Miss	39	32	71

Last FG - ASU 2nd-01:26, OM 2nd-00:27.
Largest lead - ASU by 3 1st-19:20, OM by 29 2nd-13:54.
ASU led for 01:34, OM led for 37:22. Game was tied for 01:04.

Points	In	Off	2nd	Fast	Bench
	Paint	T/O	Chance	Break	
ASU	14	13	0	3	14
OM	30	21	12	8	16

Score tied - 1 time.
Lead changed - 1 time.

GAME 3: OLE MISS 85, WESTERN MICHIGAN 58



Official Basketball Box Score -- Game Totals -- Final Statistics
Western Michigan vs Ole Miss
11-15-19 6 pm at Oxford, Miss. (The Pavilion at Ole Miss)



Western Michigan 58 • 3-1

#	Player	Total		3-Ptr		Rebounds			PF	TP	A	TO	Blk	Stl	Min
		FG-FGA	FT-FTA	FG-FGA	FT-FTA	Off	Def	Tot							
30	WHITENS, Jason	2-6	0-3	0-0	3	4	7	0	4	2	1	0	0	1	31
35	JOHNSON, Brandon	8-12	2-4	3-5	1	3	4	2	21	0	1	0	0	0	24
22	WRIGHT, Titus	0-0	0-0	2-2	1	1	2	3	2	0	1	0	0	0	20
03	WHITE, B.Antis	2-11	1-8	1-2	0	0	0	1	6	5	0	2	2	3	23
12	FLOWERS, Michael	4-15	1-9	5-6	1	3	4	14	3	5	0	0	3	3	33
00	WILKINS, Kawansae	2-5	0-1	2-2	1	2	3	6	1	2	1	1	1	0	21
01	BARRS, Chase	0-0	0-0	0-0	0	2	2	1	0	0	0	1	0	0	13
02	MARTIN, Adrian	0-1	0-0	0-0	0	1	1	1	0	0	0	0	0	0	3
04	PRINTY, Jared	0-3	0-3	0-0	1	0	1	2	0	0	1	0	0	0	10
10	TOLIVER, Luke	0-0	0-0	0-0	0	1	1	0	0	0	0	0	0	0	3
11	CRUZ JR., Rafael	0-2	0-1	0-0	0	0	0	0	0	1	0	0	0	0	7
15	EMILLEN, Patrick	1-1	1-1	0-0	0	0	0	2	3	0	1	1	0	0	5
20	BoyerRichard, William	0-2	0-2	0-0	0	1	1	0	1	1	0	0	0	0	4
24	IKONGSHUL, Adida	1-1	0-0	0-0	0	1	1	0	2	0	1	0	0	0	3
	Team				4	2	6								
	Totals	20-69	5-32	13-17	12	21	33	19	58	9	19	3	5	0	200
	FG % 1st Half:	11-34	32.4%	2nd half:	9-25	36.0%	Game:	20-69	33.9%						Deadball
	3FG % 1st Half:	3-16	18.8%	2nd half:	2-16	12.5%	Game:	5-32	15.6%						Rebounds
	FT % 1st Half:	7-9	77.8%	2nd half:	6-8	75.0%	Game:	13-17	76.5%						3

Ole Miss 85 • 3-0

#	Player	Total		3-Ptr		Rebounds			PF	TP	A	TO	Blk	Stl	Min
		FG-FGA	FT-FTA	FG-FGA	FT-FTA	Off	Def	Tot							
03	Sy, Khadim	3-5	0-0	2-2	1	1	2	4	8	0	2	1	1	0	20
05	Buffen, KJ	2-2	0-0	1-2	0	6	6	5	0	1	0	0	0	0	13
02	Shuler, Devontae	6-12	1-3	3-3	1	3	4	1	16	3	5	0	1	2	26
04	Tyree, Breein	7-16	1-4	5-6	0	3	4	20	3	2	0	1	2	29	
15	Rodriguez, Luis	3-4	0-0	4-4	1	5	6	2	10	2	2	0	0	0	26
01	Crowley, Austin	2-5	2-3	0-0	0	2	2	0	6	2	0	0	0	0	21
10	Curry, Carlos	2-3	0-0	0-0	1	1	2	0	4	1	0	1	2	11	
11	Miller, Franco	0-1	0-1	0-0	0	1	1	0	0	2	0	0	0	0	4
13	Williams, Bryce	2-3	0-1	1-3	0	0	0	1	5	0	1	0	1	0	14
14	Collum, Antavion	1-2	1-2	0-0	0	1	1	3	3	1	1	0	2	7	
23	Hunter, Sammy	4-6	0-1	0-0	2	2	4	3	8	2	2	0	2	27	
33	McBride, John	0-2	0-0	0-0	2	0	2	0	0	0	0	0	0	0	2
	Team				1	3	4								
	Totals	32-61	5-15	16-20	10	28	38	20	85	16	14	5	10	0	200
	FG % 1st Half:	14-28	50.0%	2nd half:	18-33	54.5%	Game:	32-61	52.5%						Deadball
	3FG % 1st Half:	1-5	20.0%	2nd half:	4-10	40.0%	Game:	5-15	33.3%						Rebounds
	FT % 1st Half:	11-13	84.6%	2nd half:	5-7	71.4%	Game:	16-20	80.0%						2

Officials: Anthony Jordan, Brian Shey, Josue Nieves
Technical fouls: Western Michigan-None, Ole Miss-None.
Attendance: 7310

Score by periods	1st	2nd	Total
Western Michigan	32	26	58
Ole Miss	40	45	85

Last FG - WMU 2nd-00:50, OM 2nd-02:14.
Largest lead - WMU by 8 1st-10:27, OM by 32 2nd-02:14.
WMU led for 10:21, OM led for 28:24. Game was tied for 01:15.

Score tied - 0 times.
Lead changed - 1 time.

GAME 2: OLE MISS 68, NORFOLK STATE 55



Official Basketball Box Score -- Game Totals -- Final Statistics
Norfolk State vs Ole Miss
11-12-19 6:30 p.m. at The Pavilion at Ole Miss (Oxford, Miss.)



Norfolk State 55 • 2-1

#	Player	Total		3-Ptr		Rebounds			PF	TP	A	TO	Blk	Stl	Min
		FG-FGA	FT-FTA	FG-FGA	FT-FTA	Off	Def	Tot							
22	RICKS, Spirit	2-7	2-5	0-0	0	1	1	2	6	0	2	0	2	0	21
35	SIBIDE, Yoro	2-3	0-0	0-0	1	1	2	5	4	0	1	1	0	0	13
04	BRYANT, Joe	2-8	1-4	6-6	2	1	3	2	11	1					

BOX SCORES

GAME 5: #16 MEMPHIS 87, OLE MISS 86



Official Basketball Box Score -- Game Totals -- Final Statistics
Ole Miss vs Memphis
11/23/19 12:00 pm at



Ole Miss 86 • 4-1,0-0 SEC

##	Player	Total		3-Ptr		Rebounds			PF	TP	A	TO	Blk	Stl	Min
		FG-FGA	FG-FGA	FT-FTA	Off	Def	Tot								
03	Sy,Khadim	f	3-6	1-1	2-2	3	3	6	5	9	2	1	2	2	20
05	Buffen,KJ	f	4-8	1-2	4-7	4	2	6	5	13	0	2	1	1	23
02	Shuler,Devontae	g	3-11	2-6	1-3	0	3	3	3	9	1	2	0	3	31
04	Tyree,Breein	g	7-20	2-7	8-10	0	4	4	3	24	4	6	0	1	35
15	Rodriguez,Luis	g	0-3	0-0	0-0	4	1	5	0	0	3	0	0	0	19
00	Hinson,Blake		5-9	4-7	1-2	1	2	3	4	15	2	1	0	0	21
01	Crowley,Austin		1-2	1-2	0-0	0	3	3	3	3	6	1	0	1	22
13	Williams,Bryce		1-4	1-2	4-4	0	0	0	2	7	1	1	0	0	10
14	Collum,Antavion		0-0	0-0	2-2	1	2	3	3	2	0	1	0	0	7
23	Hunter,Sammy		2-3	0-0	0-0	0	1	1	2	4	0	0	0	0	12
	Team					3	1	4			1				
Totals			26-66	12-27	22-30	16	22	38	30	86	19	16	3	8	200
FG % 1st Half:		12-33	36.4%	2nd half:	14-33	42.4%	Game:		26-66	39.4%	Deadball				
3FG % 1st Half:		6-14	42.9%	2nd half:	6-13	46.2%	Game:		12-27	44.4%	Rebounds				
FT % 1st Half:		8-13	61.5%	2nd half:	14-17	82.4%	Game:		22-30	73.3%	6.3				

Memphis 87 • 5-1,0-0 AAC

##	Player	Total		3-Ptr		Rebounds			PF	TP	A	TO	Blk	Stl	Min
		FG-FGA	FG-FGA	FT-FTA	Off	Def	Tot								
14	Isatah Maurice	f	1-1	0-0	0-0	0	0	0	2	2	0	1	1	0	11
55	Precious Achiuwa	f	10-16	0-0	5-10	6	5	11	2	25	1	3	2	3	32
05	Boogie Ellis	g	0-5	0-2	0-2	0	2	2	4	0	2	0	0	3	18
10	Damion Baugh	g	1-2	0-0	4-4	0	4	4	4	6	2	5	0	0	23
11	Lester Quinones	g	1-1	0-0	0-0	0	0	0	0	2	1	1	0	1	9
00	D.J. Jeffries		10-18	0-2	3-4	0	4	4	3	23	1	2	2	0	34
01	Tyler Harris		4-9	3-7	4-7	0	0	0	4	15	0	0	0	2	23
02	Alex Lomax		3-5	0-0	8-9	1	6	7	2	14	7	3	1	0	29
15	Lance Thomas		0-1	0-0	0-0	2	3	5	4	0	1	1	3	2	9
25	Jayden Hardaway		0-0	0-0	0-0	0	0	0	1	0	0	0	0	0	12
	Team					1	4	5							
Totals			30-58	3-11	24-36	10	28	38	26	87	15	16	9	11	200
FG % 1st Half:		15-27	55.6%	2nd half:	15-31	48.4%	Game:		30-58	51.7%	Deadball				
3FG % 1st Half:		1-5	20.0%	2nd half:	2-6	33.3%	Game:		3-11	27.3%	Rebounds				
FT % 1st Half:		14-18	77.8%	2nd half:	10-18	55.6%	Game:		24-36	66.7%	6.3				

Officials: Gerald Williams,K.B. Burdett Jr.,Chuck Jones
Technical fouls: Ole Miss-None, Memphis-D.J. Jeffries.
Attendance: 17875
2019-20 Men's Basketball, Round: 0, Memphis vs Ole Miss, Played at FedExForum.

Score by periods	1st	2nd	Total
Ole Miss	38	48	86
Memphis	45	42	87

	Points	In Paint	Off T/O	2nd Chance	Fast Break	Bench
OM	20	14	9	14	31	
MEM	52	13	10	20	52	

Last FG - OM 2nd-00:00, MEM 2nd-00:01.
Largest lead - OM by 4 1st-17:15, MEM by 16 2nd-11:19.
OM led for 09:52, MEM led for 24:58, Game was tied for 05:10.
Score tied - 7 times.
Lead changed - 1 time.

GAME 7: OLE MISS VS. OKLAHOMA STATE/SYRACUSE

GAME 8: BUTLER VS. OLE MISS

5

kj

BUFFEN


SO.

F

Gainesville, Ga. • Gainesville HS

6-7 • 225 • 1L

General Studies





Opponent	Date	gs	min	Total		3-Pointers		Free throws		Rebounds				pf	a	t/o	blk	stl	pts	avg	
				fg-fga	pct	3fg-fga	pct	ft-fa	pct	off	def	tot	avg								
ARKANSAS STATE	11-8-19	*	24	5-6	.833	1-1	1.000	5-8	.625	2	7	9	9.0	3	1	2	2	3	16	16.0	
NORFOLK STATE	11-12-19	*	38	9-13	.692	0-1	.000	5-6	.833	1	8	9	9.0	2	2	3	0	3	23	19.5	
WESTERN MICHIGAN	11-15-19	*	13	2-2	1.000	0-0	.000	1-2	.500	0	6	6	8.0	5	0	1	0	0	5	14.7	
SEATTLE	11-19-19	*	25	6-10	.600	1-2	.500	0-0	.000	0	8	8	8.0	2	1	2	0	2	13	14.3	
at Memphis	11/23/19	*	23	4-8	.500	1-2	.500	4-7	.571	4	2	6	7.6	5	0	2	1	1	13	14.0	
Totals			5	123	26-39	.667	3-6	.500	15-23	.652	7	31	38	7.6	17	4	10	3	9	70	14.0

Games played: 5
 Minutes/game: 24.6
 Points/game: 14.0
 FG Pct: 66.7
 3FG Pct: 50.0
 FT Pct: 65.2

Rebounds/game: 7.6
 Assists/game: 0.8
 Turnovers/game: 2.0
 Assist/turnover ratio: 0.4
 Steals/game: 1.8
 Blocks/game: 0.6

FOUR FASTBREAK FACTS

1. First recruit signed by Kermit Davis at Ole Miss
2. "KJ" stands for Kenyon Joseph
3. Only freshman to play in all 33 games last year
4. Voted funniest guy on the team by his teammates

CAREER HIGHS

- POINTS**
 23, vs. Norfolk State (11/12/19)
- REBOUNDS**
 9, 3x, MR: vs. Norfolk State (11/12/19)
- FIELD GOALS**
 9, vs. Norfolk State (11/12/19)
- FREE THROWS**
 8, 2x, MR: at Florida (1/30/19)
- THREE-POINTERS**
 1, 7x, MR: at Memphis (11/23/19)
- ASSISTS**
 4, vs. Missouri (2/16/19)
- STEALS**
 3, 5x, MR: vs. Norfolk State (11/12/19)
- BLOCKS**
 2, 3x, MR: vs. Arkansas State (11/8/19)

CAREER STATISTICS

Season	gp-gs	min/avg	Total		3-Point		F-Throws		Rebounds				Scoring							
			fg-fga	pct	fg-fga	pct	ft-fa	pct	off	def	tot	avg	pf	fo	ast	to	blk	stl	pts	avg
2018-19	33-2	691/20.9	68-144	.472	4-16	.250	58-84	.690	51	94	145	4.4	82	3	38	55	16	26	198	6.0
2019-20	5-5	123/24.6	26-39	.667	3-6	.500	15-23	.652	7	31	38	7.6	17	2	4	10	3	9	70	14.0
TOTAL	38-7	814/21.4	94-183	.514	7-22	.318	73-107	.682	58	125	183	4.8	99	5	42	65	19	35	268	7.1

14 antavion COLLUM

FR.
F



Memphis, Tenn. • Bartlett HS

6-7 • 228 • HS

Freshman Studies



Opponent	Date	gs	min	Total		3-Pointers		Free throws		Rebounds				pf	a	t/o	blk	stl	pts	avg
				fg-fga	pct	3fg-fga	pct	ft-fa	pct	off	def	tot	avg							
ARKANSAS STATE	11-8-19		12	0-2	.000	0-1	.000	0-0	.000	0	0	0	0.0	2	0	0	0	1	0	0.0
NORFOLK STATE	11-12-19		1	0-0	.000	0-0	.000	0-0	.000	0	0	0	0.0	0	0	1	0	0	0	0.0
WESTERN MICHIGAN	11-15-19		7	1-2	.500	1-2	.500	0-0	.000	0	1	1	0.3	3	1	1	0	2	3	1.0
SEATTLE	11-19-19		7	0-1	.000	0-1	.000	0-1	.000	1	1	2	0.8	2	0	2	0	1	0	0.8
at Memphis	11/23/19		7	0-0	.000	0-0	.000	2-2	1.000	1	2	3	1.2	3	0	1	0	0	2	1.0
Totals		0	34	1-5	.200	1-4	.250	2-3	.667	2	4	6	1.2	10	1	5	0	4	5	1.0

Games played: 5
 Minutes/game: 6.8
 Points/game: 1.0
 FG Pct: 20.0
 3FG Pct: 25.0
 FT Pct: 66.7

Rebounds/game: 1.2
 Assists/game: 0.2
 Turnovers/game: 1.0
 Assist/turnover ratio: 0.2
 Steals/game: 0.8

FOUR FASTBREAK FACTS

- Nickname is "Dude"
- 2019 finalist for Tennessee's Mr. Basketball
- Played at three different high schools over four years (Memphis East, Tennessee Prep, Bartlett)
- A unique off the court talent is that he can draw

CAREER HIGHS

POINTS

3, vs. Western Michigan (11/15/19)

REBOUNDS

3, at Memphis (11/23/19)

FIELD GOALS

1, vs. Western Michigan (11/15/19)

FREE THROWS

2, at Memphis (11/23/19)

THREE-POINTERS

1, vs. Western Michigan (11/15/19)

ASSISTS

1, vs. Western Michigan (11/15/19)

STEALS

2, vs. Western Michigan (11/15/19)

BLOCKS

CAREER STATISTICS

Season	gp-gs	min/avg	Total		3-Point		F-Throws		Rebounds				Scoring							
			fg-fga	pct	fg-fga	pct	ft-fa	pct	off	def	tot	avg	pf	fo	ast	to	blk	stl	pts	avg
2019-20	5-0	34/6.8	1-5	.200	1-4	.250	2-3	.667	2	4	6	1.2	10	0	1	5	0	4	5	1.0
TOTAL	5-0	34/6.8	1-5	.200	1-4	.250	2-3	.667	2	4	6	1.2	10	0	1	5	0	4	5	1.0

1

austin CROWLEY


West Point, Miss. • Sunrise Christian Academy (Kan.)

6-5 • 188 • HS

Sport and Recreation Administration

FR.

G



Opponent	Date	gs	min	Total		3-Pointers		Free throws		Rebounds				pf	a	t/o	blk	stl	pts	avg	
				fg-fga	pct	3fg-fga	pct	ft-fta	pct	off	def	tot	avg								
ARKANSAS STATE	11-8-19		10	2-4	.500	2-4	.500	0-0	.000	1	1	2	2.0	5	1	1	0	0	6	6.0	
NORFOLK STATE	11-12-19		20	1-2	.500	1-2	.500	0-0	.000	1	2	3	2.5	2	0	1	0	0	3	4.5	
WESTERN MICHIGAN	11-15-19		21	2-5	.400	2-3	.667	0-0	.000	0	2	2	2.3	0	2	2	0	0	6	5.0	
SEATTLE	11-19-19		22	3-3	1.000	0-0	.000	0-0	.000	1	0	1	2.0	2	0	1	0	0	6	5.3	
at Memphis	11/23/19		22	1-2	.500	1-2	.500	0-0	.000	0	3	3	2.2	3	6	1	0	1	3	4.8	
Totals			0	95	9-16	.563	6-11	.545	0-0	.000	3	8	11	2.2	12	9	6	0	1	24	4.8

Games played: 5
 Minutes/game: 19.0
 Points/game: 4.8
 FG Pct: 56.3
 3FG Pct: 54.5

Rebounds/game: 2.2
 Assists/game: 1.8
 Turnovers/game: 1.2
 Assist/turnover ratio: 1.5
 Steals/game: 0.2

FOUR FASTBREAK FACTS

1. Kermit Davis' first Mississippi recruit as the Rebels' head coach
2. Teammates with Blake Hinson as a junior at Sunrise Christian Academy
3. No. 70 player in the 2019 recruiting class (247Sports)
4. McDonald's All-American nominee

CAREER HIGHS

- POINTS**
6, 3x, MR: vs. Seattle (11/19/19)
- REBOUNDS**
3, 2x, at Memphis (11/23/19)
- FIELD GOALS**
3, vs. Seattle (11/19/19)
- FREE THROWS**
- THREE-POINTERS**
2, 2x, MR: vs. Western Michigan (11/15/19)
- ASSISTS**
6, at Memphis (11/23/19)
- STEALS**
1, at Memphis (11/23/19)
- BLOCKS**

CAREER STATISTICS

Season	gp-gs	min/avg	Total		3-Point		F-Throws		Rebounds				Scoring							
			fg-fga	pct	fg-fga	pct	ft-fta	pct	off	def	tot	avg	pf	fo	ast	to	blk	stl	pts	avg
2019-20	5-0	95/19.0	9-16	.563	6-11	.545	0-0	.000	3	8	11	2.2	12	1	9	6	0	1	24	4.8
TOTAL	5-0	95/19.0	9-16	.563	6-11	.545	0-0	.000	3	8	11	2.2	12	1	9	6	0	1	24	4.8


10 carlos CURRY

Albany, Ga. • Dougherty Comprehensive

6-11 • 235 • RS

General Studies

R-FR.
F




Opponent	Date	gs	min	Total		3-Pointers		Free throws		Rebounds				pf	a	t/o	blk	stl	pts	avg
				fg-fga	pct	3fg-fga	pct	ft-fta	pct	off	def	tot	avg							
ARKANSAS STATE	11-8-19		9	2-4	.500	0-0	.000	0-0	.000	1	2	3	3.0	1	0	0	0	0	4	4.0
NORFOLK STATE	11-12-19		1	0-0	.000	0-0	.000	0-0	.000	0	0	0	1.5	1	0	0	0	0	2.0	
WESTERN MICHIGAN	11-15-19		11	2-3	.667	0-0	.000	0-0	.000	1	1	2	1.7	0	1	0	1	2	4	2.7
SEATTLE	11-19-19		4	0-1	.000	0-0	.000	0-0	.000	0	0	0	1.3	3	0	1	0	0	2.0	
Totals			0	25	4-8	.500	0-0	.000	0-0	.000	2	3	5	1.3	5	1	1	2	8	2.0

Games played: 4
 Minutes/game: 6.3
 Points/game: 2.0
 FG Pct: 50.0

Rebounds/game: 1.3
 Assists/game: 0.3
 Turnovers/game: 0.3
 Assist/turnover ratio: 1.0
 Steals/game: 0.5
 Blocks/game: 0.3

FOUR FASTBREAK FACTS

1. Tallest Rebel on the roster
2. Has a 7-foot-3 wingspan
3. Averaged a double-double as a high school senior (15 points, 10 rebounds per game)
4. Enjoys fishing in his free time

CAREER HIGHS

POINTS

4, 2x, MR: vs. Western Michigan (11/15/19)

REBOUNDS

3, vs. Arkansas State (11/8/19)

FIELD GOALS

2, 2x, vs. Western Michigan (11/15/19)

FREE THROWS

THREE-POINTERS

ASSISTS

1, vs. Western Michigan (11/15/19)

STEALS

2, vs. Western Michigan (11/15/19)

BLOCKS

1, vs. Western Michigan (11/15/19)

CAREER STATISTICS

Season	gp-gs	min/avg	Total		3-Point		F-Throws		Rebounds				pf	fo	ast	to	blk	stl	Scoring	
			fg-fga	pct	fg-fga	pct	ft-fta	pct	off	def	tot	avg							pts	avg
2019-20	4-0	25/6.3	4-8	.500	0-0	.000	0-0	.000	2	3	5	1.3	5	0	1	1	1	2	8	2.0
TOTAL	4-0	25/6.3	4-8	.500	0-0	.000	0-0	.000	2	3	5	1.3	5	0	1	1	1	2	8	2.0

O blake HINSON

SO.
G/F

Deltona, Fla. • Sunrise Christian Academy (Kan.)

6-7 • 230 • 1L

Sport and Recreation Administration



Opponent	Date	gs	min	Total		3-Pointers		Free throws		Rebounds				pf	a	t/o	blk	stl	pts	avg
				fg-fga	pct	3fg-fga	pct	ft-fa	pct	off	def	tot	avg							
ARKANSAS STATE	11-8-19	dnp	-	-	-	-	-	-	-	-	-	-	-	-	-	-	-	-	-	-
NORFOLK STATE	11-12-19	dnp	-	-	-	-	-	-	-	-	-	-	-	-	-	-	-	-	-	-
WESTERN MICHIGAN	11-15-19	dnp	-	-	-	-	-	-	-	-	-	-	-	-	-	-	-	-	-	-
SEATTLE	11-19-19	dnp	-	-	-	-	-	-	-	-	-	-	-	-	-	-	-	-	-	-
at Memphis	11/23/19	21	21	5-9	.556	4-7	.571	1-2	.500	1	2	3	3.0	4	2	1	0	0	15	15.0
Totals		0	21	5-9	.556	4-7	.571	1-2	.500	1	2	3	3.0	4	2	1	0	0	15	15.0

Games played: 1
 Minutes/game: 21.0
 Points/game: 15.0
 FG Pct: 55.6
 3FG Pct: 57.1
 FT Pct: 50.0

Rebounds/game: 3.0
 Assists/game: 2.0
 Turnovers/game: 1.0
 Assist/turnover ratio: 2.0

FOUR FASTBREAK FACTS

1. Teammates with Austin Crowley at Sunrise Christian Academy
2. His brother Evan plays football at South Carolina and also was a member of the basketball team
3. Favorite TV show is Spongebob Squarepants
4. Class of 2018's top-ranked player in Kansas (247 Sports)

CAREER HIGHS

POINTS

26, at Mississippi St. (1/12/19)

REBOUNDS

6, vs. Alabama (3/14/19)

FIELD GOALS

8, at Mississippi St. (1/12/19)

FREE THROWS

5, 2x, MR: at MSU (1/12/19)

THREE-POINTERS

5, at Mississippi St. (1/12/19)

ASSISTS

4, 2x, MR: vs. Auburn (1/9/19)

STEALS

3, vs. Auburn (1/9/19)

BLOCKS

1, 8x, MR: at South Carolina (2/19/19)

CAREER STATISTICS

Season	gp-gs	min/avg	Total		3-Point		F-Throws		Rebounds				Scoring							
			fg-fga	pct	fg-fga	pct	ft-fa	pct	off	def	tot	avg	pf	fo	ast	to	blk	stl	pts	avg
2018-19	32-31	767/24.0	88-217	.406	46-132	.348	42-57	.737	23	71	94	2.9	91	2	36	28	9	15	264	8.3
2019-20	1-0	21/21.0	5-9	.556	4-7	.571	1-2	.500	1	2	3	3.0	4	0	2	1	0	0	15	15.0
TOTAL	33-31	788/23.9	93-226	.412	50-139	.360	43-59	.729	24	73	97	2.9	95	2	38	29	9	15	279	8.5

23 sammy HUNTER

FR.
F

Nassau Bahamas • B.C. Christian Academy (Canada)

6-9 • 230 • HS

Sport and Recreation Administration



Opponent	Date	gs	min	Total		3-Pointers		Free throws		Rebounds				pf	a	t/o	blk	stl	pts	avg	
				fg-fga	pct	3fg-fga	pct	ft-fta	pct	off	def	tot	avg								
ARKANSAS STATE	11-8-19	17	0-2	.000	0-1	.000	0-0	.000	0-0	.000	0	2	2	2.0	2	2	0	0	0	0	0.0
NORFOLK STATE	11-12-19	15	0-2	.000	0-0	.000	2-2	1.000	0	1	1	1.5	3	0	1	0	0	2	1.0		
WESTERN MICHIGAN	11-15-19	27	4-6	.667	0-1	.000	0-0	.000	2	2	4	2.3	3	2	2	0	2	8	3.3		
SEATTLE	11-19-19	24	1-5	.200	0-2	.000	4-4	1.000	2	2	4	2.8	0	0	1	0	0	6	4.0		
at Memphis	11/23/19	12	2-3	.667	0-0	.000	0-0	.000	0	1	1	2.4	2	0	0	0	0	4	4.0		
Totals		0	95	7-18	.389	0-4	.000	6-6	1.000	4	8	12	2.4	10	4	4	0	2	20	4.0	

Games played: 5
 Minutes/game: 19.0
 Points/game: 4.0
 FG Pct: 38.9
 3FG Pct: 0.0
 FT Pct: 100.0

Rebounds/game: 2.4
 Assists/game: 0.8
 Turnovers/game: 0.8
 Assist/turnover ratio: 1.0
 Steals/game: 0.4

FOUR FASTBREAK FACTS

1. Played his final year of high school basketball in Canada
2. MVP of 2019 Signature All-Canadian Showcase
3. Competed in the 2018 Central American and Caribbean Games for The Bahamas senior national team
4. Can play the snare drum

CAREER HIGHS

- POINTS**
8, vs. Western Michigan (11/15/19)
- REBOUNDS**
4, 2x, MR: vs. Seattle (11/19/19)
- FIELD GOALS**
4, vs. Western Michigan (11/15/19)
- FREE THROWS**
4, vs. Seattle (11/19/19)
- THREE-POINTERS**
- ASSISTS**
2, 2x, MR: vs. Western Michigan (11/15/19)
- STEALS**
2, vs. Western Michigan (11/15/19)
- BLOCKS**

CAREER STATISTICS

Season	gp-gs	min/avg	Total		3-Point		F-Throws		Rebounds				Scoring							
			fg-fga	pct	fg-fga	pct	ft-fta	pct	off	def	tot	avg	pf	fo	ast	to	blk	stl	pts	avg
2019-20	5-0	95/19.0	7-18	.389	0-4	.000	6-6	1.000	4	8	12	2.4	10	0	4	4	0	2	20	4.0
TOTAL	5-0	95/19.0	7-18	.389	0-4	.000	6-6	1.000	4	8	12	2.4	10	0	4	4	0	2	20	4.0

11 franco MILLER JR.

R-FR.
G

Freeport, Bahamas • Crestwood Prep (Canada)

6-3 • 202 • RS

Sport and Recreation Administration



Opponent	Date	gs	min	Total		3-Pointers		Free throws		Rebounds				pf	a	t/o	blk	stl	pts	avg
				fg-fga	pct	3fg-fga	pct	ft-fa	pct	off	def	tot	avg							
ARKANSAS STATE	11-8-19		12	1-3	.333	1-2	.500	1-2	.500	0	1	1	1.0	0	1	1	0	1	4	4.0
NORFOLK STATE	11-12-19		1	0-0	.000	0-0	.000	0-0	.000	0	0	0	0.5	0	0	0	0	0	0	2.0
WESTERN MICHIGAN	11-15-19		4	0-1	.000	0-1	.000	0-0	.000	0	1	1	0.7	0	2	0	0	0	0	1.3
SEATTLE	11-19-19		6	0-2	.000	0-2	.000	0-0	.000	0	1	1	0.8	0	0	1	0	0	0	1.0
Totals		0	23	1-6	.167	1-5	.200	1-2	.500	0	3	3	0.8	0	3	2	0	1	4	1.0

Games played: 4
 Minutes/game: 5.8
 Points/game: 1.0
 FG Pct: 16.7
 3FG Pct: 20.0
 FT Pct: 50.0

Rebounds/game: 0.8
 Assists/game: 0.8
 Turnovers/game: 0.5
 Assist/turnover ratio: 1.5
 Steals/game: 0.3

FOUR FASTBREAK FACTS

1. Father able to watch him play in person for first time in 3 years at 2019-20 season opener
2. Led a supplies drive for his native Bahamas following the devastation left by Hurricane Dorian
3. Moved from The Bahamas to Canada for his senior year
4. Favorite food is pizza

CAREER HIGHS

- POINTS**
 4, vs. Arkansas State (11/8/19)
- REBOUNDS**
 1, 3x, MR: vs. Seattle (11/19/19)
- FIELD GOALS**
 1, vs. Arkansas State (11/8/19)
- FREE THROWS**
 1, vs. Arkansas State (11/8/19)
- THREE-POINTERS**
 1, vs. Arkansas State (11/8/19)
- ASSISTS**
 2, vs. Western Michigan (11/15/19)
- STEALS**
 1, vs. Arkansas State (11/8/19)
- BLOCKS**

CAREER STATISTICS

Season	gp-gs	min/avg	Total		3-Point		F-Throws		Rebounds				pf	fo	ast	to	blk	stl	Scoring	
			fg-fga	pct	fg-fga	pct	ft-fa	pct	off	def	tot	avg							pts	avg
2019-20	4-0	23/5.8	1-6	.167	1-5	.200	1-2	.500	0	3	3	0.8	0	0	3	2	0	1	4	1.0
TOTAL	4-0	23/5.8	1-6	.167	1-5	.200	1-2	.500	0	3	3	0.8	0	0	3	2	0	1	4	1.0

15 Luis RODRIGUEZ

SO.
G/F

Los Angeles, Calif. • Woodstock Academy (Conn.)

6-6 • 211 • 1L

Sport and Recreation Administration



Opponent	Date	gs	min	Total		3-Pointers		Free throws		Rebounds				pf	a	t/o	blk	stl	pts	avg	
				fg-fga	pct	3fg-fga	pct	ft-fta	pct	off	def	tot	avg								
ARKANSAS STATE	11-8-19	*	25	2-8	.250	0-3	.000	1-2	.500	2	4	6	6.0	1	3	1	1	3	5	5.0	
NORFOLK STATE	11-12-19	*	24	2-2	1.000	0-0	.000	1-4	.250	2	3	5	5.5	1	1	0	1	2	5	5.0	
WESTERN MICHIGAN	11-15-19	*	26	3-4	.750	0-0	.000	4-4	1.000	1	5	6	5.7	2	2	0	0	10	6.7		
SEATTLE	11-19-19	*	21	2-7	.286	0-4	.000	5-6	.833	2	2	4	5.3	1	4	0	0	9	7.3		
at Memphis	11/23/19	*	19	0-3	.000	0-0	.000	0-0	.000	4	1	5	5.2	0	3	0	0	0	5.8		
Totals			5	115	9-24	.375	0-7	.000	11-16	.688	11	15	26	5.2	5	13	3	2	5	29	5.8

Games played: 5
 Minutes/game: 23.0
 Points/game: 5.8
 FG Pct: 37.5
 3FG Pct: 0.0
 FT Pct: 68.8

Rebounds/game: 5.2
 Assists/game: 2.6
 Turnovers/game: 0.6
 Assist/turnover ratio: 4.3
 Steals/game: 1.0
 Blocks/game: 0.4

FOUR FASTBREAK FACTS

- Moved across the country for his final year of high school
- His high school team held a No. 3 national ranking during his senior season
- Has five siblings
- Favorite TV show is Stranger Things

CAREER HIGHS

- POINTS**
 10, vs. Western Michigan (11/15/19)
- REBOUNDS**
 6, 2x, MR: vs. Western Michigan (11/15/19)
- FIELD GOALS**
 3, vs. Western Michigan (11/15/19)
- FREE THROWS**
 5, vs. Seattle (11/19/19)
- THREE-POINTERS**
- ASSISTS**
 4, vs. Seattle (11/19/19)
- STEALS**
 3, vs. Arkansas State (11/8/19)
- BLOCKS**
 2, 2x, MR: vs. Norfolk State (11/12/19)

CAREER STATISTICS

Season	gp-gs	min/avg	Total		3-Point		F-Throws		Rebounds				Scoring							
			fg-fga	pct	fg-fga	pct	ft-fta	pct	off	def	tot	avg	pf	fo	ast	to	blk	stl	pts	avg
2018-19	25-0	152/6.1	10-22	.455	0-2	.000	7-8	.875	10	17	27	1.1	15	0	15	7	7	5	27	1.1
2019-20	5-5	115/23.0	9-24	.375	0-7	.000	11-16	.688	11	15	26	5.2	5	0	13	3	2	5	29	5.8
TOTAL	30-5	267/8.9	19-46	.413	0-9	.000	18-24	.750	21	32	53	1.8	20	0	28	10	9	10	56	1.9


2 devontae SHULER


JR. G

Irmo, S.C. • Oak Hill Academy

6-2 • 190 • 2L

General Studies





Opponent	Date	gs	min	Total		3-Pointers		Free throws		Rebounds				pf	a	t/o	blk	stl	pts	avg	
				fg-fga	pct	3fg-fga	pct	ft-fta	pct	off	def	tot	avg								
ARKANSAS STATE	11-8-19	*	28	7-11	.636	3-7	.429	3-4	.750	1	2	3	3.0	1	1	4	0	2	20	20.0	
NORFOLK STATE	11-12-19	*	33	5-10	.500	2-4	.500	0-2	.000	0	4	4	3.5	2	5	5	0	4	12	16.0	
WESTERN MICHIGAN	11-15-19	*	26	6-12	.500	1-3	.333	3-3	1.000	1	3	4	3.7	1	3	1	3	1	16	16.0	
SEATTLE	11-19-19	*	24	2-4	.500	1-1	1.000	1-2	.500	2	2	4	3.8	1	2	2	0	2	6	13.5	
at Memphis	11/23/19	*	31	3-11	.273	2-6	.333	1-3	.333	0	3	3	3.6	3	1	2	0	3	9	12.6	
Totals			5	142	23-48	.479	9-21	.429	8-14	.571	4	14	18	3.6	8	12	14	3	12	63	12.6

Games played: 5 Minutes/game: 28.4 Points/game: 12.6 FG Pct: 47.9 3FG Pct: 42.9 FT Pct: 57.1	Rebounds/game: 3.6 Assists/game: 2.4 Turnovers/game: 2.8 Assist/turnover ratio: 0.9 Steals/game: 2.4 Blocks/game: 0.6
---	--

FOUR FASTBREAK FACTS

1. AAU teammates with the top two picks in the 2019 NBA Draft - Zion Williamson and Ja Morant
2. Teammates with fellow Rebel Khadim Sy at Oak Hill Academy
3. Has 5 brothers, 1 who plays at Charleston Southern, and 2 sisters
4. Holds Ole Miss record for steals by a sophomore (56)

CAREER HIGHS

- POINTS**
24, vs. Cincinnati (11/24/18)
- REBOUNDS**
9, at Florida (1/30/19)
- FIELD GOALS**
9, vs. Cincinnati (11/24/18)
- FREE THROWS**
7, at Vanderbilt (1/5/19)
- THREE-POINTERS**
4, 3x, MR: vs. Georgia (2/23/19)
- ASSISTS**
6, 2x, MR: vs. ULM (12/1/18)
- STEALS**
5, vs. Missouri (2/16/19)
- BLOCKS**
3, vs. Western Michigan (11/15/19)

CAREER STATISTICS

Season	gp-gs	min/avg	Total		3-Point		F-Throws		Rebounds				Scoring							
			fg-fga	pct	fg-fga	pct	ft-fta	pct	off	def	tot	avg	pf	fo	ast	to	blk	stl	pts	avg
2017-18	32-9	603/18.8	74-210	.352	30-116	.259	15-20	.750	26	61	87	2.7	33	0	34	25	3	32	193	6.0
2018-19	33-31	1063/32.2	119-260	.458	51-127	.402	51-62	.823	25	112	137	4.2	50	0	100	59	7	56	340	10.3
2019-20	5-5	142/28.4	23-48	.479	9-21	.429	8-14	.571	4	14	18	3.6	8	0	12	14	3	12	63	12.6
TOTAL	70-45	1808/25.8	216-518	.417	90-264	.341	74-96	.771	55	187	242	3.5	91	0	146	98	13	100	596	8.5


3

khadim SY

Dakar, Senegal • Daytona State



6-10 • 244 • JC

General Studies



JR.

F

Opponent	Date	gs	min	Total		3-Pointers		Free throws		Rebounds				pf	a	t/o	blk	stl	pts	avg	
				fg-fga	pct	3fg-fga	pct	ft-fta	pct	off	def	tot	avg								
ARKANSAS STATE	11-8-19	*	20	3-6	.500	0-0	.000	2-2	1.000	2	2	4	4.0	3	1	1	0	1	8	8.0	
NORFOLK STATE	11-12-19	*	25	1-3	.333	0-0	.000	0-0	.000	1	6	7	5.5	4	2	0	2	0	2	5.0	
WESTERN MICHIGAN	11-15-19	*	20	3-5	.600	0-0	.000	2-2	1.000	1	1	2	4.3	4	0	2	1	1	8	6.0	
SEATTLE	11-19-19	*	19	2-6	.333	1-2	.500	2-2	1.000	1	3	4	4.3	4	1	0	1	1	7	6.3	
at Memphis	11/23/19	*	20	3-6	.500	1-1	1.000	2-2	1.000	3	3	6	4.6	5	2	1	2	2	9	6.8	
Totals			5	104	12-26	.462	2-3	.667	8-8	1.000	8	15	23	4.6	20	6	4	6	5	34	6.8

Games played: 5
 Minutes/game: 20.8
 Points/game: 6.8
 FG Pct: 46.2
 3FG Pct: 66.7
 FT Pct: 100.0

Rebounds/game: 4.6
 Assists/game: 1.2
 Turnovers/game: 0.8
 Assist/turnover ratio: 1.5
 Steals/game: 1.0
 Blocks/game: 1.2

FOUR FASTBREAK FACTS

- Began his college career at Virginia Tech
- High school teammates with fellow Rebel Devontae Shuler at Oak Hill Academy
- Led Oak Hill to 42-1 record, making the game-winning bucket in the national title game
- Favorite TV show is Family Guy

CAREER HIGHS

- POINTS**
 9, at Memphis (11/23/19)
- REBOUNDS**
 7, vs. Norfolk State (11/12/19)
- FIELD GOALS**
 3, 3x, MR: at Memphis (11/23/19)
- FREE THROWS**
 2, 4x, MR: at Memphis (11/23/19)
- THREE-POINTERS**
 1, 2x, MR: at Memphis (11/23/19)
- ASSISTS**
 2, 2x, MR: at Memphis (11/23/19)
- STEALS**
 2, at Memphis (11/23/19)
- BLOCKS**
 2, 2x, MR: at Memphis (11/23/19)

CAREER STATISTICS

Season	gp-gs	min/avg	Total		3-Point		F-Throws		Rebounds				Scoring							
			fg-fga	pct	fg-fga	pct	ft-fta	pct	off	def	tot	avg	pf	fo	ast	to	blk	stl	pts	avg
2019-20	5-5	104/20.8	12-26	.462	2-3	.667	8-8	1.000	8	15	23	4.6	20	1	6	4	6	5	34	6.8
TOTAL	5-5	104/20.8	12-26	.462	2-3	.667	8-8	1.000	8	15	23	4.6	20	1	6	4	6	5	34	6.8

4

breiin

TYREE

SR.

G

Somerset, N.J. • St. Joseph HS

6-2 • 195 • 3L

General Studies



Opponent	Date	gs	min	Total		3-Pointers		Free throws		Rebounds				pf	a	t/o	blk	stl	pts	avg	
				fg-fga	pct	3fg-fga	pct	ft-fa	pct	off	def	tot	avg								
ARKANSAS STATE	11-8-19	*	25	2-9	.222	1-7	.143	1-2	.500	0	2	2	2.0	0	4	2	0	3	6	6.0	
NORFOLK STATE	11-12-19	*	36	8-18	.444	2-8	.250	3-3	1.000	0	3	3	2.5	0	3	1	0	3	21	13.5	
WESTERN MICHIGAN	11-15-19	*	29	7-16	.438	1-4	.250	5-6	.833	1	3	4	3.0	1	3	2	0	1	20	15.7	
SEATTLE	11-19-19	*	25	3-8	.375	0-2	.000	4-4	1.000	1	5	6	3.8	1	5	1	0	1	10	14.3	
at Memphis	11/23/19	*	35	7-20	.350	2-7	.286	8-10	.800	0	4	4	3.8	3	4	6	0	1	24	16.2	
Totals			5	150	27-71	.380	6-28	.214	21-25	.840	2	17	19	3.8	5	19	12	0	9	81	16.2

Games played: 5
 Minutes/game: 30.0
 Points/game: 16.2
 FG Pct: 38.0
 3FG Pct: 21.4
 FT Pct: 84.0

Rebounds/game: 3.8
 Assists/game: 3.8
 Turnovers/game: 2.4
 Assist/turnover ratio: 1.6
 Steals/game: 1.8

FOUR FASTBREAK FACTS

1. Chair of the SEC Men's Basketball Leadership Council
2. As a kid, recruited by European professional soccer clubs
3. Cousin of former NFL wide receiver David Tyree
4. High school teammates with NBA players Karl-Anthony Towns and Wade Baldwin

CAREER HIGHS

- POINTS**
31, 2x, MR: at Georgia (2/9/19)
- REBOUNDS**
8, vs. Virginia Tech (12/2/17)
- FIELD GOALS**
11, 2x, MR: at Georgia (2/9/19)
- FREE THROWS**
13, vs. Baylor (11/23/18)
- THREE-POINTERS**
5, vs. Mississippi State (2/2/19)
- ASSISTS**
7, at Kentucky (2/28/18)
- STEALS**
4, vs. FGCU (12/29/18)
- BLOCKS**
2, 2x, MR: at South Carolina (2/19/19)

CAREER STATISTICS

Season	gp-gs	min/avg	Total		3-Point		F-Throws		Rebounds				Scoring							
			fg-fga	pct	fg-fga	pct	ft-fa	pct	off	def	tot	avg	pf	fo	ast	to	blk	stl	pts	avg
2016-17	34-23	651/19.1	85-228	.373	27-87	.310	52-74	.703	9	55	64	1.9	53	0	65	71	0	22	249	7.3
2017-18	32-23	807/25.2	122-310	.394	47-132	.356	56-80	.700	11	59	70	2.2	64	1	90	58	9	22	347	10.8
2018-19	33-33	1117/33.8	197-429	.459	69-184	.375	128-154	.831	11	86	97	2.9	65	2	92	80	14	32	591	17.9
2019-20	5-5	150/30.0	27-71	.380	6-28	.214	21-25	.840	2	17	19	3.8	5	0	19	12	0	9	81	16.2
TOTAL	104-84	2725/26.2	431-1038	.415	149-431	.346	257-333	.772	33	217	250	2.4	187	3	266	221	23	85	1268	12.2


13 bryce WILLIAMS

JR. G

Tampa, Fla. • Daytona State

6-2 • 178 • JC

General Studies




Opponent	Date	gs	min	Total		3-Pointers		Free throws		Rebounds				pf	a	t/o	blk	stl	pts	avg
				fg-fga	pct	3fg-fga	pct	ft-fa	pct	off	def	tot	avg							
ARKANSAS STATE	11-8-19		14	1-1	1.000	0-0	.000	0-0	.000	0	1	1	1.0	2	2	2	0	0	2	2.0
NORFOLK STATE	11-12-19		6	0-1	.000	0-0	.000	0-0	.000	0	0	0	0.5	1	1	0	0	0	0	1.0
WESTERN MICHIGAN	11-15-19		14	2-3	.667	0-1	.000	1-3	.333	0	0	0	0.3	1	0	1	0	1	5	2.3
SEATTLE	11-19-19		22	2-2	1.000	1-1	1.000	3-3	1.000	0	1	1	0.5	2	2	4	0	0	8	3.8
at Memphis	11/23/19		10	1-4	.250	1-2	.500	4-4	1.000	0	0	0	0.4	2	1	1	0	0	7	4.4
Totals		0	66	6-11	.545	2-4	.500	8-10	.800	0	2	2	0.4	8	6	8	0	1	22	4.4

Games played: 5
 Minutes/game: 13.2
 Points/game: 4.4
 FG Pct: 54.5
 3FG Pct: 50.0
 FT Pct: 80.0

Rebounds/game: 0.4
 Assists/game: 1.2
 Turnovers/game: 1.6
 Assist/turnover ratio: 0.8
 Steals/game: 0.2

FOUR FASTBREAK FACTS

1. Teammates with fellow Rebel Khadim Sy at Daytona State
2. Led Daytona State in free throw percentage last season (82.5%)
3. Averaged 28 ppg as a senior at South Sumter High School
4. Has four siblings

CAREER HIGHS

POINTS

8, vs. Seattle (11/19/19)

REBOUNDS

1, 2x, MR: vs. Seattle (11/19/19)

FIELD GOALS

2, 2x, MR: vs. Seattle (11/19/19)

FREE THROWS

4, at Memphis (11/23/19)

THREE-POINTERS

1, 2x, MR: at Memphis (11/23/19)

ASSISTS

2, 2x, MR: vs. Seattle (11/19/19)

STEALS

1, vs. Western Michigan (11/15/19)

BLOCKS

CAREER STATISTICS

Season	gp-gs	min/avg	Total		3-Point		F-Throws		Rebounds				Scoring							
			fg-fga	pct	fg-fga	pct	ft-fa	pct	off	def	tot	avg	pf	fo	ast	to	blk	stl	pts	avg
2019-20	5-0	66/13.2	6-11	.545	2-4	.500	8-10	.800	0	2	2	0.4	8	0	6	8	0	1	22	4.4
TOTAL	5-0	66/13.2	6-11	.545	2-4	.500	8-10	.800	0	2	2	0.4	8	0	6	8	0	1	22	4.4



2019-20 Ole Miss Basketball
Ole Miss Combined Team Statistics (as of Nov 23, 2019)
All games



RECORD:	OVERALL	HOME	AWAY	NEUTRAL
ALL GAMES	4-1	4-0	0-1	0-0
CONFERENCE	0-0	0-0	0-0	0-0
NON-CONFERENCE	4-1	4-0	0-1	0-0

#	Player	gp-gs	min	avg	Total		3-Point		F-Throw		Rebounds				pf	dq	a	to	blk	stl	pts	avg								
					fg-fga	fg%	3fg-fga	3fg%	ft-fta	ft%	off	def	tot	avg																
04	Tyree,Breain	5-5	150	30.0	27-71	.380	6-28	.214	21-25	.840	2	17	19	3.8	5	0	19	12	0	9	81	16.2								
00	Hinson,Blake	1-0	21	21.0	5-9	.556	4-7	.571	1-2	.500	1	2	3	3.0	4	0	2	1	0	0	15	15.0								
05	Buffen,KJ	5-5	123	24.6	26-39	.667	3-6	.500	15-23	.652	7	31	38	7.6	17	2	4	10	3	9	70	14.0								
02	Shuler,Devontae	5-5	142	28.4	23-48	.479	9-21	.429	8-14	.571	4	14	18	3.6	8	0	12	14	3	12	63	12.6								
03	Sy,Khadim	5-5	104	20.8	12-26	.462	2-3	.667	8-8	1.000	8	15	23	4.6	20	1	6	4	6	5	34	6.8								
15	Rodriguez,Luis	5-5	115	23.0	9-24	.375	0-7	.000	11-16	.688	11	15	26	5.2	5	0	13	3	2	5	29	5.8								
01	Crowley,Austin	5-0	95	19.0	9-16	.563	6-11	.545	0-0	.000	3	8	11	2.2	12	1	9	6	0	1	24	4.8								
13	Williams,Bryce	5-0	66	13.2	6-11	.545	2-4	.500	8-10	.800	0	2	2	0.4	8	0	6	8	0	1	22	4.4								
23	Hunter,Sammy	5-0	95	19.0	7-18	.389	0-4	.000	6-6	1.000	4	8	12	2.4	10	0	4	4	0	2	20	4.0								
10	Curry,Carlos	4-0	25	6.3	4-8	.500	0-0	.000	0-0	.000	2	3	5	1.3	5	0	1	1	1	2	8	2.0								
14	Collum,Antavion	5-0	34	6.8	1-5	.200	1-4	.250	2-3	.667	2	4	6	1.2	10	0	1	5	0	4	5	1.0								
11	Miller,Franco	4-0	23	5.8	1-6	.167	1-5	.200	1-2	.500	0	3	3	0.8	0	0	3	2	0	1	4	1.0								
33	McBride,John	3-0	6	2.0	0-2	.000	0-0	.000	0-0	.000	2	0	2	0.7	0	0	0	0	0	0	0	0.0								
34	McKay,Conner	1-0	1	1.0	0-0	.000	0-0	.000	0-0	.000	0	0	0	0.0	0	0	0	0	0	0	0	0.0								
Team											7	15	22		1		4													
Total.....		5	1000		130-283	.459	34-100	.340	81-109	.743	53	137	190	38.0	105	4	80	74	15	51	375	75.0								
Opponents.....		5	1000		98-271	.362	23-100	.230	76-104	.731	49	114	163	32.6	102	-	51	87	20	41	295	59.0								

TEAM STATISTICS	OM	OPP
SCORING	375	295
Points per game	75.0	59.0
Scoring margin	+16.0	-
FIELD GOALS-ATT	130-283	98-271
Field goal pct	.459	.362
3 POINT FG-ATT	34-100	23-100
3-point FG pct	.340	.230
3-pt FG made per game	6.8	4.6
FREE THROWS-ATT	81-109	76-104
Free throw pct	.743	.731
F-Throws made per game	16.2	15.2
REBOUNDS	190	163
Rebounds per game	38.0	32.6
Rebounding margin	+5.4	-
ASSISTS	80	51
Assists per game	16.0	10.2
TURNOVERS	74	87
Turnovers per game	14.8	17.4
Turnover margin	+2.6	-
Assist/turnover ratio	1.1	0.6
STEALS	51	41
Steals per game	10.2	8.2
BLOCKS	15	20
Blocks per game	3.0	4.0
ATTENDANCE	28047	17875
Home games-Avg/Game	4-7012	1-17875
Neutral site-Avg/Game	-	0-0

Date	Opponent		Score	Att.
11-8-19	ARKANSAS STATE	w	71-43	8009
11-12-19	NORFOLK STATE	w	68-55	6412
11-15-19	WESTERN MICHIGAN	w	85-58	7310
11-19-19	SEATTLE	w	65-52	6316
11/23/19	at Memphis	L	86-87	17875

* - Conference game

Score by Periods	1st	2nd	Totals
Ole Miss	187	188	375
Opponents	148	147	295