

891 WINS (8th in Nation)

49 BOWL GAMES (T-9th in Nation)

29 BOWL WINS (T-4th in Nation)

100 FIRST-TEAM ALL-AMERICANS



University Park, Pa.
Beaver Stadium (106,572)

Series: Penn State, 14-3-1

Last Meeting: Penn State 62, Purdue 24
October 29, 2016 - Ross-Ade Stadium

Complete series info on Page 7

2 NATIONAL CHAMPIONSHIPS

4 BIG TEN CHAMPIONSHIPS

84% ALL-TIME GRADUATION RATE

66 ACADEMIC ALL-AMERICANS (2nd in Nation)

#12/11 PENN STATE NITTANY LIONS

4-0, 1-0 Big Ten
H: 3-0, A: 1-0, N: 0-0

Head Coach: James Franklin (East Stroudsburg '95)
Record at Penn State (6th season): 49-21 (.700)
Career Record (9th season): 73-36 (.670)
vs. Purdue: 1-0



PxP: Bob Wischusen
Analyst: Dan Orlovsky
Sideline: Allison Williams



PxP: Steve Jones
Analyst: Jack Ham
Sideline: Matt McGloin
Local: 99.5 FM/1450 AM
Web: GoPSUsports.com
Sirius/XM/Internet: 83/83/83

PURDUE BOILERMAKERS

1-3, 0-1 Big Ten
H: 1-2, A: 0-1, N: 0-0

Head Coach: Jeff Brohm (Louisville '94)
Record at Purdue (3rd season): 14-16 (.467)
Career Record (6th season): 44-26 (.629)
vs. Penn State: First Meeting

SCHEDULE/RESULTS

| Time | Date | Opponent | Score | TV | Yards |
|-------|---------|---------------------------|-----------|-------------|---------|
| 8.31 | 15/14 | Idaho | W, 79-7 | BTN | 104,527 |
| 9.7 | 15/14 | Buffalo | W, 45-13 | FOX | 104,136 |
| 9.14 | 13/11 | Pittsburgh | W, 17-10 | ABC | 108,661 |
| 9.21 | t-13/12 | Open | | | |
| 9.27* | 12/11 | at Maryland * | W, 59-0 | FS1 | 53,288 |
| 10.5 | 12/11 | Purdue * | noon | ESPN | |
| 10.12 | | at 14/14 Iowa * | 7:30 p.m. | ABC/FS1/BTN | |
| 10.19 | | 19/18 Michigan * | | | |
| 10.26 | | at t25/t23 Michigan St. * | | | |
| 11.2 | | Open | | | |
| 11.9 | | at RV/RV Minnesota * | | | |
| 11.16 | | Indiana * | | | |
| 11.23 | | at 4/5 Ohio St. * | | | |
| 11.30 | | Rutgers * | | | |

* - BIG game ^ - Friday game Rankings: AP/Coaches

BY THE NUMBERS

200+

Passing yards in four-straight games for QB Sean Clifford

100TH
Homecoming game

10

Straight wins over Big Ten West opponents

7.5

Points allowed per game by the Nittany Lions defense to rank 2nd in FBS

SCHEDULE/RESULTS

| Time | Date | Opponent | Score | TV | Yards |
|-------|------|-----------------------|----------|-------|--------|
| 8.30^ | | at Nevada | L, 34-31 | CBSSN | 20,144 |
| 9.7 | | Vanderbilt | W 42-24 | BTN | 50,506 |
| 9.14 | | RV/RV TCU | L, 34-13 | BTN | 60,037 |
| 9.21 | | Open | | | |
| 9.28 | | RV/RV Minnesota * | L, 31-38 | ESPN2 | 50,629 |
| 10.5 | | at 12/11 Penn State * | noon | ESPN | |
| 10.12 | | Maryland * | noon | | |
| 10.19 | | at 14/14 Iowa * | noon | | |
| 10.26 | | Illinois * | | | |
| 11.2 | | Nebraska * | | | |
| 11.9 | | at Northwestern * | | | |
| 11.16 | | Open | | | |
| 11.23 | | at 8/9 Wisconsin * | | | |
| 11.30 | | Indiana * | | | |

* - BIG game ^ - Friday game Rankings: AP/Coaches

INSIDE THE GAME

PENN STATE HOSTS PURDUE IN 100TH HOMECOMING GAME

- OPENING KICK:** The No. 12/11 Nittany Lions welcome home Penn State alumni for the 100th Homecoming game Saturday against Purdue. Kickoff is set for noon on ESPN.
- BIG TEN PLAYER OF THE WEEK:** Penn State QB **Sean Clifford** was named the Big Ten Co-Offensive Player of the Week. Against Maryland, Clifford set personal bests with 26 completions on 31 attempts for 398 yards, including a Penn State-record 287 yards in the first half, and 452 yards of total offense. Three of his throws went for touchdowns and he earned his first career rushing touchdown on the Lions' first play from scrimmage.
- BOILERS RETURN:** Purdue is making its first visit to Beaver Stadium since 2013. The teams last met in 2016 when Penn State rolled to a 62-24 victory.
- BIG PASSING ATTACKS:** Purdue (351.0 ypg) and Penn State (316.0 ypg) rank first and second, respectively, in the Big Ten in passing yardage. Purdue's Elijah Sindelar (326.0 ypg) and Penn State's Sean Clifford (294.8 ypg) also rank Nos. 1 and 2 in the conference, but Sindelar is out with an injury this week. Freshman Jack Plummer went 23-of-41 for 245 yards and a touchdown after entering in the second quarter last week against Minnesota in relief of Sindelar.
- BEHIND ENEMY LINES:** Looking to post its fifth consecutive 40-plus sack season, Penn State is averaging 3.75 sacks per game, led by defensive end **Yetur Gross-Matos**, who has 3.5 this season to rank in a tie for third in the Big Ten. The Nittany Lions are also averaging 9.8 tackles for loss per game to rank third in FBS. Gross-Matos also leads Penn State in that category and ranks seventh in the Big Ten with 1.4 per game.
- THE OPPOSITION:** Purdue is 1-3 this season, defeating Vanderbilt in Week 2 and most recently coming up short in its Big Ten opener against Minnesota. The Boilermakers lead the Big Ten in passing offense, but rank last in rushing offense (68.3 ypg) for a seventh-place total offense ranking (419.3 ypg). The Boilers returned first-team All-American and reigning Big Ten Freshman and Wide Receiver of the Year Rondale Moore, who leads the Big Ten with 7.3 receptions per game and ranks third with 96.3 receiving yards per game, but he will miss this week's game with an injury.

BREAKDOWN

| Category | Penn State | Purdue |
|------------------|----------------------------------|--|
| RUSHING | Journey Brown King Doerue | 26 for 196 yds (49.0), 3 TD 37 for 92 yds (32.8), 2 TD |
| PASSING | Sean Clifford Elijah Sindelar | 70-of-106 (66.0%), 1,179 yds (294.8), 9 TD/1 INT 72-of-112 (64.3%), 978 yds (326.0), 9 TD/3 INT |
| RECEIVING | KJ Hamler Rondale Moore | 16 for 363 yds (88.2), 3 TD 29 for 387 yds (96.8), 2 TD |
| DEFENSE | Micah Parsons Ben Holt | 22 tkls, 4.0 TFL, 1 PBU 44 tkls, 2.0 TFL, 1.0 SK, 1 PBU |

RANKINGS COMPARISON

| PSU | FBS | Conf | Stat | Conf | FBS | PUR |
|-------|-----|------|-----------------------|------|-----|-------|
| 37.2 | 83 | 12 | 3rd Down Offense Pct. | 9 | 56 | 41.7 |
| 29.0 | 15 | 4 | 3rd Down Defense Pct. | 10 | 49 | 34.5 |
| 65.1 | 39 | 5 | Completion Pct. | 10 | 86 | 59.3 |
| 14.3 | 125 | 14 | Kick Return Avg. | 13 | 118 | 16.0 |
| 316.0 | 16 | 2 | Passing Offense | 1 | 6 | 351.0 |
| 206.5 | 47 | 8 | Passing Defense | 14 | 118 | 296.5 |
| 8.17 | 63 | 9 | Punt Return Avg. | 11 | 95 | 5.67 |
| 75.0 | 28 | 6 | Red Zone Defense | 8 | 81 | 85.7 |
| 100.0 | 1 | 1 | Red Zone Offense | 4 | 23 | 92.3 |
| 68.0 | 7 | 3 | Rushing Defense | 11 | 73 | 154.5 |
| 193.5 | 48 | 6 | Rushing Offense | 14 | 129 | 68.3 |
| 7.5 | 2 | 2 | Scoring Defense | 13 | 108 | 32.5 |
| 50.0 | 5 | 2 | Scoring Offense | 12 | 75 | 29.3 |
| 3.75 | 8 | 2 | Team Sacks | 8 | 29 | 2.75 |
| 27:22 | 111 | 13 | Time of Possession | 11 | 108 | 27:36 |
| 274.5 | 14 | 5 | Total Defense | 14 | 113 | 451.0 |
| 509.5 | 14 | 2 | Total Offense | 7 | 66 | 419.3 |
| +3 | 27 | 6 | Turnover Margin | 14 | 128 | -8 |

TABLE OF CONTENTS

Page 2 ... Quick Facts/National Polls/This Day in History
Page 3 ... BIG/Media Info
Page 4-6 ... Head Coach James Franklin
Page 7 ... Purdue Series History
Page 8 ... Maryland Notes
8 ... Record Breakdown/At the Start
Page 9-10 ... Highlights
9 ... National Nits
10 ... Winningest Programs
Page 11-12 ... Offense Notes
11 ... Nittany Lions in the NFL/Coaching Staff Notes
12 ... Season Honors/Coaching Staff POTW

Page 13 ... Defense Notes
13 ... Classroom Success
Page 14 ... Special Teams Notes
14 ... Happy Valley
Page 14-17 ... Season Notes
15 ... Community Service
16 ... Future Schedules
17 ... Preseason Honors
Page 18 ... Depth Chart/Pronunciations/Asst. Coaches
Page 19-20 ... Numerical Roster
Page 21-22 ... Alphabetical Roster
Page 23-25 ... Record Watch

Page 26-29 ... Game Recaps
Page 30-41 ... Player Bios
Page 42-49 ... Game-by-Game Statistics
Page 50-51 ... Long Plays
Page 52 ... Tackle Breakdown
Page 53 ... Season Superlatives
Page 54 ... The Last Time...
Page 55 ... Start Chart
Page 56 ... Participation Chart
Page 57-59 ... Season Statistics

2 2019 PENN STATE FOOTBALL

PROGRAM NOTES

SUSTAINED EXCELLENCE

Penn State and Wisconsin are the only Big Ten teams to have posted a winning season the last 14 consecutive years. Penn State is one of five teams (Penn State, Boise State, LSU, Oklahoma, Wisconsin) in FBS to have a winning record each of the last 14 years. Penn State holds the FBS record for most consecutive seasons without a losing record at 49 (1939-87).

ACADEMIC EXCELLENCE

A total of 452 of Penn State football student-athletes, including 28 in 2018, have earned Academic All-Big Ten honors since 1993 for owning at least a 3.0 grade point average and being a letterwinner.

ONE OF NATION'S TOUGHEST HOME VENUES

Penn State owns a superlative 293-74 (.798) record inside Beaver Stadium, the nation's second-largest facility, which opened in 1960 and has a capacity of 106,572.

QUICK FACTS

UNIVERSITY

NAME The Pennsylvania State University
LOCATION University Park, Pa.
FOUNDED 1855
ENROLLMENT . . . 40,363 (undergraduate); 46,270 (UP)
NICKNAME Nittany Lions
COLORS Blue & White
CONFERENCE Big Ten
DIVISION NCAA Division I
STADIUM Beaver Stadium (106,572)
STADIUM SURFACE Natural Grass
PRESIDENT Dr. Eric Barron
ATHLETICS DIRECTOR Sandy Barbour
HEAD COACH James Franklin (6th Season)
FOOTBALL OFFICE 814-865-0412
TICKET OFFICE 1-800-NITTANY

FOOTBALL HISTORY

FIRST YEAR 1887
ALL-TIME RECORD (133rd Season)891-391-42 (.689)
8th in victories
ALL-TIME BIG TEN RECORD (27th Season) . . .134-78 (.632)
ALL-TIME BOWL RECORD29-18-2 (.612)
T-4th in bowl victories
YEARS IN POST SEASON PLAY 49
T-9th in bowl appearances
BEAVER STADIUM RECORD293-74 (.798)

ASSISTANT COACHES

BRENT PRY Buffalo; 1993
 Defensive Coordinator/Linebackers (6th Season)
RICKY RAHNE Cornell; 2002
 Offensive Coordinator/Quarterbacks (6th Season)
JOE LORIG Western Oregon; 1995
 Special Teams Coordinator/Defensive Asst. (1st Season)
TIM BANKS Central Michigan; 1995
 Co-Defensive Coordinator/Safeties (4th Season)
TYLER BOWEN Maryland; 2010
 Off. Recruiting Coordinator/Tight Ends (2nd Season)
MATT LIMEGROVER University of Chicago; 1991
 Run Game Coordinator/Offensive Line (4th Season)
GERAD PARKER Kentucky; 2003
 Passing Game Coordinator/Wide Receivers (1st Season)
JA'JUAN SEIDER West Virginia; 2000
 Running Backs Coach (2nd Season)
TERRY M. SMITH Penn State; 1991
 Assistant Head Coach/Defensive Recruiting
 Coordinator/Cornerbacks (6th Season)
SEAN SPENCER Clarion; 1995
 Associate Head Coach/Run Game Coordinator/
 Defensive Line (6th Season)
DWIGHT GALT Maryland; 1981
 Assistant AD of Performance Enhancement (6th Season)

NATIONAL POLLS

PENN STATE IN THE POLLS

| Date | CFP | AP | COACHES |
|---------------------|-----|----|---------|
| Preseason | N/A | 15 | 14 |
| Week 2 (9/3) | N/A | 15 | 14 |
| Week 3 (9/8) | N/A | 13 | 11 |
| Week 4 (9/15) | N/A | 13 | 12 |
| Week 5 (9/22) | N/A | 12 | 11 |
| Week 6 (9/29) | N/A | 12 | 11 |
| Week 7 (10/6) | | | |
| Week 8 (10/13) | | | |
| Week 9 (10/20) | | | |
| Week 10 (10/27) | | | |
| Week 11 (11/3, 5) | | | |
| Week 12 (11/10, 12) | | | |
| Week 13 (11/18, 20) | | | |
| Week 14 (11/25, 27) | | | |
| Week 15 (12/1, 3) | | | |
| Week 16 (12/8) | | | |

AP (Week 6)

| | | |
|--------------------------|------------|-------------|
| 1. Alabama (29) | 5-0 | 1478 |
| 2. Clemson (18) | 5-0 | 1426 |
| 3. Georgia (4) | 4-0 | 1375 |
| 4. Ohio State (7) | 5-0 | 1324 |
| 5. LSU | 4-0 | 1322 |
| 6. Oklahoma | 4-0 | 1264 |
| 7. Auburn | 5-0 | 1186 |
| 8. Wisconsin | 4-0 | 1046 |
| 9. Notre Dame | 3-1 | 996 |
| 10. Florida | 5-0 | 986 |
| 11. Texas | 3-1 | 919 |
| 12. PENN STATE | 4-0 | 878 |
| 13. Oregon | 3-1 | 817 |
| 14. Iowa | 4-0 | 731 |
| 15. Washington | 4-1 | 603 |
| 16. Boise State | 4-0 | 559 |
| 17. Utah | 4-1 | 534 |
| 18. UCF | 4-1 | 352 |
| 19. Michigan | 3-1 | 350 |
| 20. Arizona State | 4-1 | 249 |
| 21. Oklahoma State | 4-1 | 215 |
| 22. Wake Forest | 5-0 | 190 |
| 23. Virginia | 4-1 | 186 |
| 24. SMU | 5-0 | 151 |
| 25. Texas A&M | 3-2 | 147 |
| Michigan State | 4-1 | 147 |

Others receiving votes: California 141, Memphis 71, Appalachian State 50, Army 44, Missouri 26, Baylor 19, Colorado 19, **Minnesota 15**, USC 7, Kansas State 1, Tulane 1

Opponents in bold

THIS DAY IN HISTORY

OCT. 5

RECORD: 11-5-1
STREAK: L1

| Year | Site | Result |
|------|------|---------------------------------------|
| 1895 | A | Penn State 0, Cornell 0 |
| 1901 | A | Pennsylvania 23, Penn State 6 |
| 1907 | N | Carlisle Indians 18, Penn State 5 |
| 1912 | H | Penn State 41, Carnegie Tech 0 |
| 1929 | H | Penn State 15, Lebanon Valley 0 |
| 1935 | H | Penn State 12, Lebanon Valley 6 |
| 1940 | H | Penn State 9, Bucknell 0 |
| 1946 | H | Penn State 48, Bucknell 6 |
| 1957 | H | [12] Army 27, Penn State 13 |
| 1963 | H | Penn State 28, Rice 7 |
| 1968 | A | [3] Penn State 31, West Virginia 20 |
| 1974 | A | [15] Penn State 21, Army 14 |
| 1991 | N | [12] Penn State 24, Temple 7 |
| 1996 | A | [3] Ohio State 38, [4] Penn State 7 |
| 2002 | A | [20] Penn State 34, [19] Wisconsin 31 |
| 2013 | A | Indiana 44, Penn State 24 |

COLLEGE FOOTBALL PLAYOFF

Rankings will be issued six times in 2019, including Selection Day, Sunday, December 8. The dates will be as follows:

- Tuesday, November 5 (9-9:30 p.m.)*
- Tuesday, November 12 (7-8 p.m.)
- Tuesday, November 19 (7-8 p.m.)
- Tuesday, November 26 (7-8 p.m.)
- Tuesday, December 3 (7-7:30 p.m.)
- Selection Day: Sunday, December 8 (noon-4 p.m.)
- For more information on rankings, the selection committee protocol and voting process, visit collegefootballplayoff.com.

*Approximate start time will be 9 p.m. ET from the State Farm Champions Classic doubleheader at Madison Square Garden. The rankings will be revealed live between the Kansas vs. Duke and Michigan State vs. Kentucky basketball games.

AMWAY COACHES (Week 6)

| | | |
|--------------------------|------------|-------------|
| 1. Alabama (29) | 5-0 | 1562 |
| 2. Clemson (30) | 5-0 | 1526 |
| 3. Georgia (1) | 4-0 | 1446 |
| 4. Oklahoma | 4-0 | 1373 |
| 5. Ohio State (4) | 5-0 | 1362 |
| 6. LSU | 4-0 | 1349 |
| 7. Auburn | 5-0 | 1198 |
| 8. Florida | 5-0 | 1100 |
| 9. Wisconsin | 4-0 | 1097 |
| 10. Notre Dame | 3-1 | 987 |
| 11. PENN STATE | 4-0 | 978 |
| 12. Texas | 3-1 | 912 |
| 13. Oregon | 3-1 | 813 |
| 14. Iowa | 4-0 | 790 |
| 15. Boise State | 4-0 | 621 |
| 16. Washington | 4-1 | 608 |
| 17. Utah | 4-1 | 532 |
| 18. Michigan | 3-1 | 417 |
| 19. UCF | 4-1 | 308 |
| 20. Wake Forest | 5-0 | 279 |
| 21. Texas A&M | 3-2 | 251 |
| 22. Virginia | 4-1 | 202 |
| 23. Memphis | 4-0 | 167 |
| Michigan State | 4-1 | 167 |
| 25. Oklahoma State | 4-1 | 158 |

Others receiving votes: California 125, SMU 118, Arizona State 96, Army 47, **Minnesota 34**, Baylor 34, Appalachian State 28, Colorado 18, Duke 17, Tulane 16, Utah State 15, Kansas State 13, Hawai'i 10, USC 9, TCU 6, Mississippi State 3, Air Force 3, Washington State 3, Wyoming 2

NOTABLE

- Guided by legendary coach Pop Warner, the Carlisle Indians defeated Penn State, 18-5, in 1907, It was Jim Thorpe's first year with Carlisle.
- The last time Penn State played a Homecoming game on Oct. 5 was in 1963, a 28-7 win over Rice.
- Quarterback Zach Mills credited the adrenaline rush from recovering a fumble for a touchdown with allowing him to play with a sprained shoulder in a 2002 win in Camp Randall. Larry Johnson totaled 171 all-purpose yards and Robbie Gould converted four field goals, including a 51-yarder, as the Nittany Lions defeated the Badgers in a top-25 match-up.

BIG PLAYERS OF THE WEEK

SEPT. 2
OFF: Jonathan Taylor, Wisconsin
DEF: Kenny Willekes, Michigan State
ST: Logan Justus, Indiana
FR: Michael Penix Jr., Indiana

SEPT. 30
OFF: Sean Clifford, Penn State
 Tanner Morgan, Minnesota
DEF: Chris Orr, Wisconsin
ST: Jacob Herbers, Minnesota
FR: Michael Penix Jr., Indiana

SEPT. 9
OFF: Elijah Sindelar, Purdue
DEF: Antoine Winfield Jr., Minnesota
ST: Drue Chrisman, Ohio State
FR: Zach Charbonnet, Michigan

SEPT. 16
OFF: Tyler Johnson, Minnesota
 J.K. Dobbins, Ohio State
DEF: Joe Gaziano, Northwestern
ST: Keith Duncan, Iowa
FR: D.J. Johnson, Iowa
 Drake Anderson, Northwestern

SEPT. 23
OFF: Jonathan Taylor, Wisconsin
DEF: Joe Bachie, Michigan State
ST: Blake Hayes, Illinois
FR: Wan'Dale Robinson, Nebraska

PENN STATE MEDIA SERVICES

FOOTBALL CONTACTS

Kris Petersen
E-mail: kap18@psu.edu
Cell: 814-883-4581
Twitter: @GoPSUKris

Mark Brumbaugh
E-mail: mgb28@psu.edu
Cell: 814-441-9145
Twitter: @markbrumbaugh

Paul Marboe
E-mail: prm5118@psu.edu
Cell: 814-777-7604
Twitter: @pmarboe33

Asst. AD for Strategic Communications: Kris Petersen
Associate Director: Rose Carter
Assistant Directors: Mark Brumbaugh, Pat Donghia, John Hanna, Matt Jackson, Paul Marboe, Nicole Praga, Ryan Snyder, Kevin Stoicovy, Chelsea Vielhauer
Admin. Assistant: Cristin Guiher
Strategic Communications Office: 814-865-1757
Website: GoPSUsports.com
Address: 101D Bryce Jordan Center, University Park, Pa., 16802

SUNDAY:
 9 a.m. - Updated stats available at GoPSUsports.com.

MONDAY:
 8 p.m. - Game Notes available at GoPSUsports.com.

TUESDAY:
 9 a.m. - 11:30 a.m. - Player Interviews
Selected players available via teleconference interviews. For information, please contact Cristin Guiher in PSU Strategic Communications (cms36@psu.edu; 814-865-1757).

12:30 p.m. - Penn State Weekly Press Conference
 James Franklin and at least two players available for questions in person and via telephone at Beaver Stadium.
To participate please contact the Strategic Communications Office at 814-865-1757 prior to 11 a.m. ET. Please contact Strategic Communications for FTP information for video/audio from the press conference.

WEDNESDAY:
 9 a.m. - 2 p.m. - Player Interviews
Selected players available via teleconference interviews. For information, please contact Cristin Guiher in PSU Strategic Communications (cms36@psu.edu; 814-865-1757).

Approximately 6:05 p.m. - Practice Availability
Media can watch last 10 minutes of practice, James Franklin and one player will be available post-practice.

THURSDAY:
 TBA: Thursday Assistant Coach Teleconference
One assistant coach available via teleconference interviews. For information, please contact Cristin Guiher in PSU Strategic Communications (cms36@psu.edu; 814-865-1757).

6:05 p.m. - "The Penn State Coaches Show Featuring James Franklin Presented by Pepsi" at Primanti Bros. and broadcast live on the Penn State Sports Network and LionVision on GoPSUsports.com.

SATURDAY:
 Post-Game: James Franklin and selected players will be available immediately following the game.
Please contact Strategic Communications for FTP audio/video information (home games only).

BIG STANDINGS

| EAST | BIG TEN | | OVERALL | | |
|-------------------|------------|--------------|------------|--------------|----------------|
| | W-L | % | W-L | % | AP USA |
| Ohio State | 2-0 | 1.000 | 5-0 | 1.000 | 0-0 0-0 |
| Michigan State | 2-0 | 1.000 | 4-1 | .800 | 0-1 0-1 |
| PENN STATE | 1-0 | 1.000 | 4-0 | 1.000 | 0-0 0-0 |
| Michigan | 1-1 | .500 | 3-1 | .750 | 0-1 0-1 |
| Maryland | 0-1 | .000 | 2-2 | .500 | 1-1 1-1 |
| Indiana | 0-2 | .000 | 3-2 | .600 | 0-2 0-1 |
| Rutgers | 0-2 | .000 | 1-3 | .250 | 0-2 0-2 |
| WEST | W-L | % | W-L | % | AP USA |
| Wisconsin | 2-0 | 1.000 | 4-0 | 1.000 | 1-0 1-0 |
| Iowa | 1-0 | 1.000 | 4-0 | 1.000 | 0-0 0-0 |
| Minnesota | 1-0 | 1.000 | 4-0 | 1.000 | 0-0 0-0 |
| Nebraska | 1-1 | .500 | 3-2 | .600 | 0-1 0-1 |
| Illinois | 0-1 | .000 | 2-2 | .500 | 0-0 0-0 |
| Purdue | 0-1 | .000 | 1-3 | .250 | 0-0 0-0 |
| Northwestern | 0-2 | .000 | 1-3 | .250 | 0-2 0-1 |

BIG TEN SCHEDULE (All Times Eastern)

SATURDAY, SEPT. 28

PURDUE at PENN STATE*, noon (ESPN)
 IOWA at MICHIGAN*, noon (FOX)
 MARYLAND at RUTGERS*, noon (BTN)
 Kent State at WISCONSIN, noon (ESPNU)
 ILLINOIS at MINNESOTA*, 3:30 p.m. (BTN)
 NORTHWESTERN at NEBRASKA*, 4 p.m. (FOX)
 MICHIGAN STATE at OHIO STATE*, 7:30 p.m. (ABC)

OFF
 Indiana

*Big Ten game

BIG TEN MEDIA SERVICES

BIG TEN CONFERENCE RELEASE/STATISTICS:
 The Big Ten Conference football release, with standings and statistics, is available at www.bigten.org.

BIG TEN PLAYERS OF THE WEEK: The Big Ten Conference will be announcing Players of the Week every Monday during the season.

| MONDAY | TUESDAY | WEDNESDAY | THURSDAY | FRIDAY | SATURDAY | SUNDAY |
|---|--|---|---|-------------------------------------|---|--|
| Game Notes Available by 8 p.m. on GoPSUsports.com | James Franklin Press Conference 12:30 p.m. (ET) Player Teleconferences | Practice Availability & James Franklin Post Practice Approx. 6:05 p.m. Player Teleconferences | PSU Asst. Coach Teleconference Penn State Coaches Show 6:05 p.m. Primanti Bros. | No Coach/Player Availability | Purdue noon ESPN/Penn State Sports Network Beaver Stadium | Updated Statistics Available 9 a.m. GoPSUsports.com |



HEAD COACH JAMES FRANKLIN

CAREER AT A GLANCE

- Franklin was named the 16th head football coach of the Nittany Lion program on January 11, 2014.
- Franklin is in his ninth year as a collegiate head coach, leading his first eight squads to bowl games.
- Franklin is one of seven current FBS head coaches to lead his teams to a bowl game in each of his first eight seasons as a head coach.
- Franklin is one of three current Big Ten coaches (Mark Dantonio, Kirk Ferentz) to have won a Big Ten Championship.
- He owns a 73-36 career record, with six consecutive winning seasons.
- Franklin has led his teams to two Top 10 finishes (2 at Penn State) and five Top 25 finishes (2 at Vanderbilt; 3 at Penn State).
- Under Franklin, Penn State is one of six teams (Alabama, Clemson, Ohio State, Oklahoma, Washington) to rank in the Top 15 of the CFP final rankings in each of the last three seasons.
- Franklin led the Nittany Lions to back-to-back New Year's Six bowls in 2016 (Rose) and 2017 (Fiesta) for the first time since 1985 (Orange) and 1986 (Fiesta).
- Franklin has 24 years of coaching experience at the collegiate and NFL level.
- In his first eight years as a head coach, Franklin mentored 68 players who have gone on to the NFL ranks.
- Franklin has secured top-25 recruiting classes each of his last seven seasons, including a top-5 class at Penn State in 2018.

NITTANY LIONS ON THE FIELD

- In **2018**, the Nittany Lions posted their third-straight season with at least nine wins in 2018 with a 9-4 overall record, earning a berth in the VRBO Citrus Bowl. Penn State finished No. 12 in the final CFP rankings and No. 17 in the Associated Press and Amway Coaches polls. Penn State has finished in the AP Top 25 in the last three consecutive seasons for the first time since a seven-year stint from 1993-99.
- Penn State continued to be among the nation's elite in **2017**, climbing as high as No. 2 in the rankings and appearing in a second-straight New Year's Six bowl, earning a 35-28 win over No. 11 Washington in the PlayStation Fiesta Bowl. The Nittany Lions earned back-to-back 11-win seasons for the fifth time in program history and first time since 2008 and 2009 with an 11-2 record. Penn State finished the season No. 8 in the Associated Press and Amway Coaches polls and No. 9 in the final CFP rankings.
- Penn State surged in **2016**, winning nine consecutive games en route to the Big Ten Championship, a Rose Bowl berth and an 11-3 overall record. Penn State finished the season ranked No. 5 in the College Football Playoff rankings and No. 7 in the Associated Press and Amway Coaches polls. It was Penn State's highest finish in the polls since 2005. The Lions claimed their fourth overall Big Ten Championship and first outright title since 1994 with a thrilling 38-31 comeback win over Wisconsin in the Big Ten Championship Game. Franklin was honored as Sporting News National Coach of the Year and the Woody Hayes National Coach of the Year, as well as the Dave McLain Big Ten Coach of the Year and Associated Press Big Ten Coach of the Year.
- Franklin guided the Nittany Lions to a 7-6 record in **2015** and a berth in the TaxSlayer Bowl.
- Franklin's first season in **2014** was bookended with a pair of thrilling victories for the Nittany Lions. His inaugural season began with a final-play 26-24 victory over UCF in Dublin, Ireland, in Penn State's first-ever international game and ended with a comeback, a 31-30 overtime win over Boston College in the New Era Pinstripe Bowl in Yankee Stadium. Franklin became just the third Penn State coach to lead the team to at least seven wins in his first season, joining Dick Harlow (1915) and Bill O'Brien (2012), and he guided the Nittany Lions to a 4-0 start, joining Harlow as the only first-year Penn State coaches to win their initial four games.

FRANKLIN FILE

Born: February 2, 1972
Hometown: Langhorne, Pa.
Wife: Fumi
Daughters: Shola & Addison

Education:
 Neshaminy High School, 1990
 East Stroudsburg, 1995; B.S. in Psychology
 Washington State, 1999; M.A. in Educational Leadership

Playing Career:
 East Stroudsburg; Quarterback, 1991-94

Coaching Experience

| | | |
|------------|-------------------------|-------------------|
| 2014-pres. | Head Coach | Penn State |
| 2011-13 | Head Coach | Vanderbilt |
| 2008-10 | Asst HC/Off. Coord./QBs | Maryland |
| 2006-07 | Off. Coord./QBs | Kansas State |
| 2005 | Wide Receivers | Green Bay Packers |
| 2000-04 | Recruiting Coord./WRs | Maryland |
| 1999 | Wide Receivers | Idaho State |
| 1998 | Grad. Asst./Tight Ends | Washington State |
| 1997 | Wide Receivers | James Madison |
| 1996 | Grad. Asst./Secondary | East Stroudsburg |
| 1995 | Wide Receivers | Kutztown |

CAREER RECORD

VANDERBILT

| Year | Overall | Conf. | Final AP; Notes |
|--------------|--------------|--------------|-------------------------------|
| 2011 | 6-7 | 2-6 | Liberty Bowl (L) |
| 2012 | 9-4 | 4-4 | No. 23; Music City Bowl (W) |
| 2013 | 9-4 | 5-3 | No. 20; BBVA Compass Bowl (W) |
| 3 yrs | 24-15 | 11-13 | |

PENN STATE

| Year | Overall | Conf. | Final AP; Notes |
|--------------|--------------|--|-------------------------|
| 2014 | 7-6 | 2-6 | Pinstripe Bowl (W, OT) |
| 2015 | 7-6 | 4-4 | TaxSlayer Bowl (L) |
| 2016 | 11-3 | 8-1 No. 7; Big Ten Champs, Rose Bowl (L) | |
| 2017 | 11-2 | 7-2 | No. 8; Fiesta Bowl (W) |
| 2018 | 9-4 | 6-3 | No. 17; Citrus Bowl (L) |
| 2019 | 4-0 | 1-0 | |
| 6 yrs | 49-21 | 28-16 | |

CAREER

| | | | |
|--------------|--------------|--------------|----------------------|
| 9 yrs | 73-36 | 39-29 | Won 4, Lost 4 |
|--------------|--------------|--------------|----------------------|

NITTANY LIONS IN THE CLASSROOM

- Quarterback Trace McSorley was selected as a 2018 National Football Foundation (NFF) Scholar-Athlete and a finalist for the Campbell Trophy, known as the "Academic Heisman." He was the 18th Nittany Lion to be selected as an NFF Scholar-Athlete.
- Two Nittany Lions have garnered Google Cloud CoSIDA Academic All-America recognition. Punter Blake Gillikin earned first-team honors in 2018 and long snapper Tyler Yazujian collected a berth on the CoSIDA Academic All-America first team in 2016 after an appearance on the second team in 2015. Penn State has 66 Academic All-America honorees all-time, which ranks second in Division I football history (FBS and FCS).
- The Nittany Lions had a program-record 35 student-athletes claim Academic All-Big Ten honors in the fall of 2017.
- The 2015 fall semester saw the Nittany Lions post a record 56 squad members with at least a 3.0 grade-point average (GPA).
- During Franklin's first fall semester on campus, the football student-athletes set program records with 25 student-athletes earning Dean's List recognition (3.5 GPA) and 57 players owning a cumulative 3.0 GPA or higher after the 2014 fall semester. The spring of 2015 saw continued success in the classroom with 51 student-athletes compiling at least a 3.0 GPA, marking the first time in program history with 50 or more 3.0s in a spring semester.

NITTANY LIONS IN THE COMMUNITY

- The Nittany Lions are active in the community, participating in activities such as Uplifting Athletes, THON, Pennsylvania Special Olympics Summer Games, State College Area Food Bank and Penn State Hershey Children's Hospital visits.
- Two Nittany Lions have been named to the Allstate AFCA Good Works team during Franklin's tenure - linebackers Ben Kline (2015) and Brandon Smith (2017). Kline and Smith were recognized for their selflessness and community service, and both were one of 11 FBS honorees in their respective years.

RECRUITING SUCCESS

- Franklin's recruiting classes in the last four years have been ranked an average of 13.1 nationally, which is a significant jump from the 40.8 average from 2012-14.
- Penn State is one of nine programs to sign a top-15 class in each of the last three years and one of 12 schools to claim a top-20 class each of the last five seasons.
- Seven of the 15 highest-ranked 247Sports Composite recruits at Penn State since 2000 have been signed by Franklin.
- The 3.83 average star ranking for the 2019 class was the highest in program history since the inception of the 247Sports Composite in 2000.
- The 2018 recruiting class was ranked No. 4 among by ESPN.com, the highest finish in program history. The class was also ranked No. 5 by Rivals and No. 6 by 247Sports.

HELPING THE COMMODORES GET THEIR WINGS

- Franklin directed Vanderbilt to consecutive Top 25 finishes for the first time in the 124-year history of the program (No. 23/24 – 2013 & No. 23/20 – 2012).
- The Commodores finished 23rd in the final 2012 Associated Press poll, marking their first AP final ranking since 1948.
- Franklin led Vanderbilt to a bowl game in each of his three seasons in Nashville, with the last two years resulting in wins over NC State (Music City Bowl) and Houston (BBVA Compass Bowl). The Commodores had played in four bowl games all-time in the 121 seasons prior to his arrival, none in consecutive years.
- Vanderbilt had posted four nine-win seasons in program history, with Franklin's last two teams comprising half of the total.
- Franklin guided the Commodores to a 6-6 regular-season record and earned a berth in the Liberty Bowl during his first season after inheriting a Vanderbilt team that finished 2-10 in both 2009 and 2010, with a combined mark of 1-15 SEC play. The 2011 bowl berth was Vanderbilt's second since 1983.
- The Commodores had a breakthrough campaign in 2012 under Franklin, finishing on a seven-game winning streak (longest since 1948) to post a 9-4 mark for Vanderbilt's most wins in 97 years. Franklin was among five finalists for the Bear Bryant National Coach of the Year award.

RIISING UP THE RANKS

- Franklin began his coaching career as the wide receivers coach at Kutztown (Pa.) University (1995) and was a graduate assistant coach at his alma mater, East Stroudsburg (Pa.) University in 1996, working with the secondary.
- He then was the wide receivers coach at James Madison (1997), a grad assistant (tight ends) at Washington State (1998) and the wide receivers coach at Idaho State (1999).
- In 2000, Franklin was named the wide receivers coach at Maryland under head coach Ron Vanderlinden, who would go on to coach the Penn State linebackers from 2001-13.
- Franklin continued in that role under new head coach Ralph Friedgen in 2002 and 2003 and helped the Terps to three consecutive 10-win seasons, including an appearance in the 2002 FedEx Orange Bowl. In 2003, Franklin added duties as recruiting coordinator and directed back-to-back recruiting classes ranked in the Top 25 nationally. Franklin and former Nittany Lion head coach Bill O'Brien (running backs) were Maryland assistant coaches in 2003 and 2004 under Friedgen.
- After five successful years at Maryland, Franklin was named wide receivers coach on Mike Sherman's Green Bay Packers staff in 2005. During that season, Green Bay ranked third in the NFL in receptions (383) and seventh in receiving yards (3,766). Donald Driver was among the top receivers in the NFL, ranking second in receptions and eighth in receiving yards, with a then-career-high 86 catches for 1,221 yards.
- Franklin served as the offensive coordinator and quarterbacks coach at Kansas State during the 2006-07 seasons under head coach Ron Prince. In 2006, he helped the Wildcats to their first winning season in four years. Franklin coached quarterback Josh Freeman and oversaw an offense that produced a 3,000-yard passer (Freeman), 1,500-yard receiver (All-American wide receiver Jordy Nelson) and 1,000-yard rusher (James Johnson) during the 2007 season, a first in school history. Freeman would go on to become the Wildcats' highest NFL offensive draft pick since 1954 when the Tampa Bay Buccaneers selected him 17th overall in the 2009 NFL Draft.
- Franklin returned to Maryland in 2008 as the Terps' assistant head coach and offensive coordinator. He helped the Terrapins to victories in the 2008 Humanitarian Bowl and the 2010 Military Bowl. The 2010 squad was among the national leaders in scoring offense at 32.2 points per game.
- In 1998, Franklin began his participation in the NFL's Minority Coaching Fellowship Program, starting with a stint with the Miami Dolphins and working with Hall of Fame quarterback Dan Marino. Franklin also worked with Donovan McNabb of the Philadelphia Eagles (1999) and Minnesota Vikings (2008) in the NFL program.

PLAYING CAREER

- Franklin was a four-year letterman at quarterback and a two-time All-PSAC selection at East Stroudsburg.
- Franklin graduated having broken or tied 23 school records. He set seven school records as a senior to earn team MVP honors and was a Harlon Hill Trophy nominee as the NCAA Division II Player of the Year.
- Among the season records he set were for total offense (3,128 yards), passing yards (2,586) and touchdown passes (19).
- Franklin was inducted into the East Stroudsburg Athletics Hall of Fame October 15, 2016.

ALL-AMERICANS AS A HEAD COACH

| | | | |
|------|---------------------------------------|------|-----------------------------|
| 2017 | Saquon Barkley...1st Team (Consensus) | 2014 | Mike Hull.....2nd Team |
| | Mike Gesicki.....2nd Team | 2013 | Jordan Matthews....1st Team |
| 2016 | Saquon Barkley.....3rd Team | 2012 | Jordan Matthews....3rd Team |
| 2015 | Carl Nassib...1st Team (Consensus) | 2011 | Casey Hayward.....2nd Team |

AWARD WINNERS AS A HEAD COACH

| | | |
|------|---------------------|---|
| 2017 | Saquon Barkley..... | Paul Hornung Award Winner |
| | | Graham-George Big Ten Offensive Player of the Year |
| | | Ameche-Dayne Big Ten Running Back of the Year |
| | | Rodgers-Dwight Big Ten Return Specialist of the Year |
| | | Chicago Tribune Silver Football Award |
| | Brandon Smith..... | Allstate AFCA Good Works Team |
| 2016 | Saquon Barkley..... | Graham-George Big Ten Offensive Player of the Year |
| | | Ameche-Dayne Big Ten Running Back of the Year |
| | | Chicago Tribune Silver Football Award |
| | Tyler Davis..... | Vlade Award |
| 2015 | Carl Nassib..... | Rotary Lombardi Award |
| | | Ted Hendricks Award |
| | | Lott IMPACT Award |
| | | CBS Sports National Defensive Player of the Year |
| | Ben Kline..... | Nagurski-Woodson Big Ten Defensive Player of the Year |
| | | Allstate AFCA Good Works Teams |
| 2014 | Mike Hull..... | Butkus-Fitzgerald Big Ten Linebacker of the Year |

NFL DRAFT PICKS

As a Head Coach: (V) - indicates Franklin coached NFL Draft pick while at Vanderbilt.

| | | | | |
|------|----------------------------|---|-----|----------------------|
| 2019 | Miles Sanders..... | 2 | 53 | Philadelphia Eagles |
| | Connor McGovern..... | 3 | 90 | Dallas Cowboys |
| | Shareef Miller..... | 4 | 138 | Philadelphia Eagles |
| | Amani Oluwariye..... | 5 | 146 | Detroit Lions |
| | Trace McSorley..... | 6 | 197 | Baltimore Ravens |
| | Nick Scott..... | 7 | 243 | Los Angeles Ram |
| 2018 | Saquon Barkley..... | 1 | 2 | New York Giants |
| | Mike Gesicki..... | 2 | 42 | Miami Dolphins |
| | Oren Burks (V)..... | 3 | 88 | Green Bay Packers |
| | Troy Apke..... | 4 | 109 | Washington Redskins |
| | DaeSean Hamilton..... | 4 | 113 | Denver Broncos |
| | Marcus Allen..... | 5 | 148 | Pittsburgh Steelers |
| | Christian Campbell..... | 6 | 182 | Arizona Cardinals |
| 2017 | Zach Cunningham (V)..... | 2 | 57 | Houston Texans |
| | Chris Godwin..... | 3 | 84 | Tampa Bay Buccaneers |
| | Will Holden (V)..... | 5 | 157 | Arizona Cardinal |
| 2016 | Austin Johnson..... | 2 | 43 | Tennessee Titans |
| | Christian Hackenberg..... | 2 | 51 | New York Jets |
| | Carl Nassib..... | 2 | 65 | Cleveland Browns |
| | Anthony Zettel..... | 6 | 202 | Detroit Lions |
| | Jordan Lucas..... | 6 | 204 | Miami Dolphins |
| | Stephen Weatherly (V)..... | 7 | 227 | Minnesota Vikings |
| 2015 | Donovan Smith..... | 2 | 34 | Tampa Bay Buccaneers |
| | Adrian Amos..... | 5 | 142 | Chicago Bears |
| | Jesse James..... | 5 | 160 | Pittsburgh Steelers |
| 2014 | Jordan Matthews..... | 2 | 42 | Philadelphia Eagles |
| | Wesley Johnson..... | 5 | 173 | Pittsburgh Steelers |
| | Andre Hal..... | 7 | 216 | Houston Texans |
| 2013 | Zac Stacy..... | 5 | 160 | St. Louis Rams |
| | Ryan Seymour..... | 7 | 220 | Seattle Seahawks |
| 2012 | Casey Hayward..... | 2 | 62 | Green Bay Packers |
| | Tim Fugger..... | 7 | 214 | Indianapolis Colts |

As an Assistant Coach:

| | | | | |
|------|--------------------------|---|-----|----------------------|
| 2011 | Torrey Smith..... | 2 | 58 | Baltimore Ravens |
| | Da'Rel Scott..... | 7 | 211 | New York Giants |
| 2010 | Bruce Campbell..... | 4 | 106 | Oakland Raiders |
| 2009 | Darrius Heyward-Bey..... | 1 | 7 | Oakland Raiders |
| | Josh Freeman..... | 1 | 17 | Tampa Bay Buccaneers |
| | Jaimie Thomas..... | 7 | 236 | Indianapolis Colts |
| | Dan Gronkowski..... | 7 | 255 | Detroit Lions |
| 2008 | Jordy Nelson..... | 2 | 36 | Green Bay Packers |
| 2007 | Yamon Figurs..... | 3 | 74 | Baltimore Ravens |
| | Thomas Clayton..... | 6 | 186 | San Francisco 49ers |

FRANKLIN RECORDS VS. OPPONENTS

| | | | | | | | | | | | |
|-------------------|---|---|----------------|---|---|-----------------|---|---|--------------|-----------|-----------|
| Akron | 2 | 0 | Georgia | 1 | 3 | Mississippi | 2 | 1 | Tennessee | 2 | 1 |
| Alabama | 0 | 1 | Georgia State | 1 | 0 | Missouri | 1 | 1 | Texas A&M | 0 | 1 |
| Appalachian State | 1 | 0 | Houston | 1 | 0 | NC State | 1 | 0 | UAB | 1 | 0 |
| Arkansas | 0 | 1 | Idaho | 1 | 0 | Nebraska | 1 | 0 | UCF | 1 | 0 |
| Army | 2 | 0 | Illinois | 2 | 1 | Northwestern | 1 | 3 | UMass | 3 | 0 |
| Auburn | 1 | 0 | Indiana | 5 | 0 | Ohio State | 1 | 4 | USC | 0 | 1 |
| Austin Peay | 1 | 0 | Iowa | 3 | 0 | Pittsburgh | 3 | 1 | Wake Forest | 3 | 0 |
| Boston College | 1 | 0 | Kent State | 2 | 0 | Presbyterian | 1 | 0 | Washington | 1 | 0 |
| Buffalo | 2 | 0 | Kentucky | 3 | 1 | Purdue | 1 | 0 | Wisconsin | 2 | 0 |
| Cincinnati | 0 | 1 | Maryland | 5 | 1 | Rutgers | 5 | 0 | Total | 73 | 36 |
| Connecticut | 1 | 0 | Michigan | 1 | 4 | San Diego State | 1 | 0 | | | |
| Elon | 1 | 0 | Michigan State | 1 | 4 | South Carolina | 0 | 3 | | | |
| Florida | 1 | 2 | Minnesota | 1 | 0 | Temple | 2 | 1 | | | |

6 2019 PENN STATE FOOTBALL

STATISTICAL HIGHS & LOWS UNDER JAMES FRANKLIN

Penn State Total Offense Highs
673 Idaho, 2019
 643 Kent State, 2018
619 at Maryland, 2019
 609 Nebraska, 2017
 599 Iowa, 2016
 591 at Illinois, 2018
 579 at Iowa, 2017
 569 Akron, 2017
 565 Maryland, 2018
 549 at Rutgers, 2016

Penn State Total Offense Lows
 180 at Temple, 2015
 186 at Michigan, 2018
 191 at Michigan, 2016
 207 Michigan, 2015
 214 at Michigan, 2014
 219 Maryland, 2014
 233 Michigan State, 2014
 240 Ohio State, 2014
 264 Army, 2015
 265 at Illinois, 2014

Penn State First Down Highs
35 Idaho, 2019
 32 Nebraska, 2017
 31 at Illinois, 2018
30 at Maryland, 2019
 29 at Iowa, 2017
 28 Maryland, 2016
 28 at Maryland, 2017
 28 Maryland, 2018
 27 Akron, 2014
 26 Kent State, 2018

Penn State First Down Lows
 9 at Temple, 2015
 11 at Michigan, 2018
 12 Army, 2015
 12 at Michigan, 2016
 13 Ohio State, 2016
 14 Northwestern, 2014
 14 at Ohio State, 2015
 14 Michigan, 2015
 14 Pittsburgh, 2017
 14 Michigan State, 2018
14 Buffalo, 2019

Penn State Rushing Yardage Highs
 387 at Illinois, 2018
 372 Maryland, 2016
 359 Iowa, 2016
 340 at Rutgers, 2016
331 Idaho, 2019
 330 Rutgers, 2015
 310 Maryland, 2018
 297 Kent State, 2018
 295 at Iowa, 2017
 286 at Maryland, 2017
 263 Nebraska, 2017

Penn State Rushing Yardage Lows
 16 Ohio State, 2014
 38 Michigan State, 2014
 39 Indiana, 2017
 42 Maryland, 2014
 48 at Maryland, 2015
 50 Northwestern, 2014
 51 vs. Wisconsin, 2016
 54 at Michigan, 2014
 57 vs. UCF, 2014
 64 at Rutgers, 2014

Penn State Rushing Attempts Highs
 62 Maryland, 2016
 52 Iowa, 2016
 51 at Iowa, 2017
 51 at Illinois, 2018
 49 at Rutgers, 2016
 48 at Maryland, 2017
 47 Temple, 2014
 47 at Illinois, 2014
 47 Wisconsin, 2018
 45 UMass, 2014
 45 at Indiana, 2016
 45 Kent State, 2018
45 Idaho, 2019

Penn State Rushing Attempts Lows
 22 Michigan State, 2014
 22 Michigan, 2015
 24 Pittsburgh, 2017
 24 Georgia State, 2017
24 Buffalo, 2019
 25 Northwestern, 2014
 27 at Temple, 2015
 28 vs. UCF, 2014
 28 at Michigan, 2016
 28 Minnesota, 2016

Penn State Passing Yardage Highs
 454 vs. UCF, 2014
421 at Maryland, 2019
 401 at Michigan St., 2017
 386 Michigan St., 2016
 384 vs. Wisconsin, 2016
 371 vs. Boston College, 2014
 360 Georgia State, 2017
 346 Nebraska, 2017
 346 Kent State, 2018
 342 vs. Washington, 2017

Penn State Passing Yardage Lows
 93 at Illinois, 2014
 103 at Temple, 2015
 112 Temple, 2014
 118 at Michigan, 2018
 120 at Ohio State, 2015
 121 at Michigan, 2016
 128 Buffalo, 2015
 137 Michigan, 2015
 141 Rutgers, 2015
 152 Maryland, 2016

Penn State Passing Attempt Highs
 50 Ohio State, 2014
 50 vs. Boston College, 2014
 48 at Iowa, 2017
 48 at Michigan State, 2017
 47 vs. UCF, 2014
 47 at Michigan State, 2015
 46 Northwestern, 2014
 45 Michigan State, 2014
 44 at Rutgers, 2014
 42 Maryland, 2014
 42 vs. Georgia, 2015
 42 Minnesota, 2016

Penn State Passing Attempt Lows
 13 at Ohio State, 2015
 16 at Illinois, 2014
 17 at Michigan, 2018
 18 Iowa, 2016
 19 Rutgers, 2015
 19 Army, 2015
 19 Maryland, 2016
 20 at Illinois, 2018
 21 Rutgers, 2017
 22 at Michigan State, 2017
22 Buffalo, 2019

Penn State Pass Completions Highs
 34 vs. Boston College, 2014
 32 vs. UCF, 2014
 32 vs. Washington, 2014
 31 Ohio State, 2014
 31 at Iowa, 2017
 29 at Northwestern, 2017
29 at Maryland, 2019
 27 at Michigan State, 2015
 27 at Michigan State, 2017
 26 Nebraska, 2017

Penn State Pass Completions Lows
 7 at Ohio State, 2015
 8 at Illinois, 2014
 8 Ohio State, 2016
 8 at Michigan, 2018
 10 Rutgers, 2015
 10 Army, 2015
 10 Maryland, 2016
 11 at Temple, 2015
 11 Iowa, 2016
 12 at Indiana, 2014
 12 Temple, 2014

Penn State Scoring Highs
79 Idaho, 2019
 66 at Maryland, 2017
 63 Kent State, 2018
 63 at Illinois, 2018
 62 Purdue, 2016
62 at Maryland, 2019
 56 Georgia State, 2017
 56 Nebraska, 2017
 52 Akron, 2017
 51 at Pittsburgh, 2018

Penn State Scoring Lows
 6 Northwestern, 2014
 7 at Michigan, 2018
 10 Michigan State, 2014
 10 at Temple, 2015
 10 at Ohio State, 2015
 10 at Michigan, 2016
 13 at Rutgers, 2014
 13 at Michigan, 2014
 13 at Indiana, 2014
 14 at Illinois, 2014

Opponent Total Offense Highs
 575 vs. USC, 2016
 554 at Indiana, 2018
 529 at Ohio State, 2017
 515 at Michigan, 2016
 474 at Michigan St., 2017
 469 Minnesota, 2016
 466 vs. Maryland, 2015
 466 Nebraska, 2016
 454 at Indiana, 2016
 436 at Michigan St., 2015

Opponent Total Offense Lows
 87 at Rutgers, 2016
128 at Maryland, 2019
145 Idaho, 2019
 159 Akron, 2017
 167 Illinois, 2015
 194 Maryland, 2014
 200 Rutgers, 2017
 221 at Indiana, 2014
 221 Kent State, 2018
 234 Indiana, 2015
 234 Iowa, 2016
 234 at Rutgers, 2018

Opponent First Down Highs
 33 at Rutgers, 2016
 32 at Indiana, 2018
 31 Minnesota, 2016
 27 at Ohio State, 2017
 26 Michigan State, 2016
 26 at Illinois, 2018
 25 at Ohio State, 2015
 25 at Michigan, 2016
 25 at Michigan State, 2017
 25 Michigan State, 2018

Opponent First Down Lows
 5 at Rutgers, 2016
5 Idaho, 2019
 8 Temple, 2014
 10 Rutgers, 2017
10 at Maryland, 2019
 11 vs. UCF, 2014
 11 Northwestern, 2014
 11 at Iowa, 2017
 11 at Maryland, 2017
 12 at Michigan, 2014
 12 Illinois, 2015
 12 Akron, 2017
 12 Wisconsin, 2018

Opponent Rushing Yardage Highs
 341 at Pitt, 2016
 326 at Michigan, 2016
 315 at Ohio State, 2015
 285 vs. Boston College, 2014
 261 Army, 2015
 259 at Michigan, 2018
 245 at Pittsburgh, 2018
 245 at Illinois, 2018
 241 vs. Maryland, 2015
 241 vs. Wisconsin, 2016

Opponent Rushing Yardage Lows
 3 UMass, 2014
4 Idaho, 2019
 24 vs. UCF, 2014
24 Pittsburgh, 2019
 30 Iowa, 2016
 33 Maryland, 2014
 37 Illinois, 2015
 38 vs. Temple, 2016
 39 at Rutgers, 2016
 41 Kent State, 2018

Opponent Rushing Attempts Highs
58 Buffalo, 2019
 57 Ohio State, 2014
 56 at Pitt, 2016
 55 Army, 2015
 55 at Rutgers, 2018
 52 at Pittsburgh, 2018
 52 at Michigan, 2018
 50 at Ohio State, 2015
 49 at Michigan, 2016
 49 vs. Wisconsin, 2016
 49 Georgia State, 2017

Opponent Rushing Attempts Lows
 20 Temple, 2014
 23 at Iowa, 2017
 25 Akron, 2014
 25 at Maryland, 2017
25 Pittsburgh, 2019
 26 Purdue, 2016
 26 Iowa, 2016
 26 Nebraska, 2017
 26 vs. Washington, 2017
 27 at Illinois, 2014
 27 Illinois, 2015

Opponent Passing Yardage Highs
 453 vs. USC, 2016
 400 at Michigan St., 2017
 399 Nebraska, 2017
372 Pittsburgh, 2019
 344 at Indiana, 2016
 330 at Indiana, 2018
 328 at Ohio State, 2017
 295 Purdue, 2016
 295 Michigan St., 2018
 292 Appalachian St., 2018

Opponent Passing Yardage Lows
 32 Army, 2015
 34 Rutgers, 2017
 46 at Rutgers, 2018
 48 at Rutgers, 2016
 55 at Pittsburgh, 2018
 60 Wisconsin, 2018
 68 at Indiana, 2014
68 at Maryland, 2019
 74 Ohio State, 2014
 86 Akron, 2017

Opponent Passing Attempt Highs
 56 at Michigan State, 2017
 55 Purdue, 2016
 55 at Indiana, 2018
 54 vs. USC, 2016
 53 Michigan State, 2018
51 Pittsburgh, 2019
 50 Iowa, 2018
 46 Akron, 2014
 46 Michigan State, 2016
 44 Illinois, 2015

Opponent Passing Attempt Lows
 1 Army, 2015
 15 at Pitt, 2016
 15 vs. Kentucky, 2018
 16 Maryland, 2016
 16 at Rutgers, 2018
 17 at Rutgers, 2016
 17 at Michigan, 2018
 18 at Pittsburgh, 2018
 19 Ohio State, 2014
 19 at Ohio State, 2015

Opponent Pass Completions Highs
 36 Purdue, 2016
35 Pittsburgh, 2019
 35 at Indiana, 2018
 33 vs. USC, 2016
 33 at Ohio State, 2017
 33 at Michigan State, 2017
 28 Ohio State, 2016
 27 Rutgers, 2015
 26 at Illinois, 2014
 26 Nebraska, 2017
 26 Appalachian State, 2018

Opponent Pass Completions Lows
 1 Army, 2015
 5 at Rutgers, 2018
 7 at Rutgers, 2016
 7 Rutgers, 2017
 9 at Pittsburgh, 2018
 9 Wisconsin, 2018
 9 vs. Kentucky, 2018
 10 San Diego St., 2015
 10 Maryland, 2016
 11 vs. Boston College, 2014
 11 at Pitt, 2016
 11 at Michigan, 2018
11 at Maryland, 2019

Opponent Scoring Highs
 55 at Michigan State, 2015
 52 vs. USC, 2016
 49 at Michigan, 2016
 44 Nebraska, 2017
 42 at Pitt, 2016
 42 at Michigan, 2018
 39 at Ohio State, 2017
 38 at Ohio State, 2015
 38 Appalachian State, 2018
 34 Michigan State, 2014

Opponent Scoring Lows
 0 Illinois, 2015
 0 at Rutgers, 2016
 0 Akron, 2017
 0 Georgia State, 2017
0 at Maryland, 2019
 3 Rutgers, 2015
 3 Akron, 2014
 3 at Maryland, 2017
 3 Maryland, 2018
 6 Rutgers, 2017
 6 at Pittsburgh, 2018

SERIES NOTES

HEAD COACH JEFF BROHM

- Jeff Brohm is in his third season as Purdue's head coach and has guided the Boilers to bowl appearances in his first two seasons.
- Brohm came to the Boilermakers from Western Kentucky, where he compiled a 30-10 overall record and guided the Hilltoppers to Conference USA Championships in 2015 and 2016.
- Previously, Brohm served as an assistant coach at Louisville (2003-08), Florida Atlantic (2009), Illinois (2010-11), UAB (2012) and Western Kentucky (2013).
- As a student-athlete, Brohm was a three-year starter at quarterback for Louisville from 1989 to 1993.

SCOUTING THE BOILERMAKERS

- In 2018, Purdue went 6-7, highlighted by a 49-20 rout of then-No. 2 Ohio State and an appearance in the Music City Bowl.
- Purdue uses a pass-heavy offensive attack, with pass attempts and sacks accounting for 65.5 percent of the Boilermakers plays this season.
- Purdue ranks last in the conference in total defense (451.0) and is averaging 32.5 points allowed per game to rank 13th in the conference. Minnesota quarterback Tanner Morgan set an opponent record last week by completing 95.4 percent (21-of-22) of his passes against the Purdue defense.

NITTANY LION FROM INDIANA

- WR **Mac Hippenhammer** – Fort Wayne/R. Nelson Snider

PENN STATE-PURDUE CONNECTIONS

- Penn State junior WR **KJ Hamler**, freshman RB **Noah Cain** and freshman CB **Makai Self** and Purdue freshman WR Grant Summers all attended IMG Academy in Florida.
- Penn State junior CB **Donovan Johnson** played with Purdue freshman S Jalen Graham at Cass Tech in Michigan.
- Penn State sophomore WR **Mac Hippenhammer** and Purdue redshirt defensive lineman Lawrence Johnson played together at R. Nelson Snider in Indiana.
- Penn State freshman LB **Lance Dixon** and Purdue senior safety Navon Mosley both attended West Bloomfield in Michigan.
- Penn State passing game coordinator/wide receivers coach **Gerad Parker** served on the Purdue coaching staff from 2013-16. He was Purdue's interim head coach when Penn State faced Purdue in 2016.

TOP PERFORMANCES - PENN STATE

| Rushing | |
|----------------|----------------------------|
| Saquon Barkley | 18 for 207 yds, 2 TD ('16) |
| Zach Zwinak | 26 for 149 yds, 3 TD ('13) |
| Curtis Eris | 37 for 186 yds, 3 TD ('97) |

| Passing | |
|----------------|-------------------------------|
| Trace McSorley | 12-of-28, 228 yds, 3 TD ('16) |
| Matt McGloin | 22-of-26, 321 yds, 2 TD ('12) |

| Receiving | |
|----------------|-----------------------|
| Brandon Felder | 6 for 129, 1 TD ('12) |
| Bobby Engram | 9 for 203, 1 TD ('95) |

TOP PERFORMANCES - PURDUE

| Rushing | |
|---------------|------------------------|
| Mike Alstott | 24 for 149, 1 TD ('95) |
| Brandon Jones | 29 for 149, 2 TD ('03) |

| Passing | |
|--------------|-------------------------------|
| David Blough | 34-of-50, 281 yds, 2 TD ('16) |
| Drew Brees | 31-of-48, 379 yds, 2 TD ('99) |
| Drew Brees | 39-of-58, 361 yds, 1 TD ('98) |

| Receiving | |
|------------------|------------------|
| Vinny Sutherland | 10 for 152 ('99) |

SERIES RECORD

Penn State and Purdue have met 18 times, with the Nittany Lions owning a 14-3-1 advantage in the series. This is the first meeting between the teams since 2016 and just the second since 2013.

The teams first met in 1951 when Penn State dropped a 28-0 decision at Purdue. The Boilermakers and Nittany Lions played to a 20-20 tie in 1952, but didn't meet again until 1995 when they met as conference opponents. Penn State has won 14 of the 16 Big Ten meetings, only dropping contests in 2003 and 2004.

Penn State holds an 8-1 record at home against the Boilers.

| Year | Site | Result |
|------|------|-------------------|
| 1951 | Away | Purdue, 28-0 |
| 1952 | Home | Tie, 20-20 |
| 1995 | Away | Penn State 26-23 |
| 1996 | Home | Penn State, 31-14 |
| 1997 | Away | Penn State, 42-17 |
| 1998 | Home | Penn State, 31-13 |
| 1999 | Away | Penn State, 31-25 |
| 2000 | Home | Penn State, 22-20 |
| 2003 | Away | Purdue, 41-28 |
| 2004 | Home | Purdue, 20-13 |
| 2005 | Home | Penn State, 33-15 |
| 2006 | Away | Penn State, 12-0 |
| 2007 | Home | Penn State, 26-19 |
| 2008 | Away | Penn State, 20-6 |
| 2011 | Home | Penn State, 23-18 |
| 2012 | Away | Penn State, 34-9 |
| 2013 | Home | Penn State, 45-21 |
| 2016 | Away | Penn State, 62-24 |

LAST MEETING

NO. 24 PENN STATE ROLLS TO BOWL ELIGIBILITY WITH 62-24 WIN AT PURDUE

After heading into halftime tied at 17, No. 24 Penn State scored 17-straight points to open the third quarter and outscored Purdue 45-7 in the second half on its way to a 66-24 victory inside Ross-Ade Stadium.

The Nittany Lions had six scoring drives of under two minutes on their way to the first 60-point scoring game since the 2008 season.

Then-sophomore running back Saquon Barkley posted career bests to that point of his career with 207 rushing yards and 277 (207 rushing, 70 receiving) all-purpose yards. He also scored two touchdowns, including a then-career long 81-yard score in the fourth quarter, while fellow running backs Andre Robinson, Mark Allen and Miles Sanders combined for an additional four touchdowns.

The defense and special teams forced four turnovers in the game, as Brandon Smith and Christian Campbell each pulled down their second career interceptions and Kevin Givens and Jordan Smith each posted their first career fumble recoveries. Jason Cabinda led in tackles with a game-high nine.

Smith's interception was the turning point, as he halted Purdue's second half-opening drive on the third play from scrimmage, returning the ball to the 24. Four plays later, quarterback Trace McSorley found Chris Godwin for a 1-yard touchdown pass to make it 24-17. Purdue fumbled on their next drive, and Smith recovered it at the Purdue 24. The Nittany Lions scored two plays later after a 20-yard Barkley run and 4-yard Robinson touchdown run.

After a Penn State field goal, Purdue pulled within 10 with a touchdown of its own, but the Lions pulled away with four unanswered touchdowns.



TEAM STATISTICS

| | PSU | PUR |
|---------------------|---------|---------|
| First Downs | 24 | 20 |
| Rushing Yards | 257 | 46 |
| Passing Yards | 254 | 295 |
| Passing (C-A-Int) | 13-25-0 | 36-55-2 |
| Total Offense | 511 | 341 |
| Plays | 63 | 81 |
| Fumbles (#-Lost) | 1-1 | 3-2 |
| Penalties (#-Yards) | 11-91 | 8-76 |
| Possession Time | 25:13 | 34:47 |
| 3rd Down Conv. | 2-9 | 9-21 |
| Red Zone | 8-8 | 3-3 |
| Touchdowns | 6 | 2 |
| Field Goals | 2 | 0 |

GAME LEADERS

* Top performers from each school based on yardage.

PENN STATE

| Passing | |
|----------------|------------------------------------|
| Trace McSorley | 12-of-23 for 228 yds 3 TD/0 INT |

| Rushing | |
|----------------|----------------------|
| Saquon Barkley | 18 for 207 yds, 2 TD |
| Tommy Stevens | 5 for 31 yds |

| Receiving | |
|----------------|--------------------|
| Saquon Barkley | 3 for 70 yds |
| Chris Godwin | 5 for 58 yds, 2 TD |

| Tackles (U-A-Total) | |
|---------------------|-------|
| Jason Cabinda | 6-3-9 |
| Malik Golden | 5-3-8 |

PURDUE

| Passing | |
|--------------|------------------------------------|
| David Blough | 34-of-50 for 281 yds 2 TD/1 INT |

| Rushing | |
|----------------|--------------------|
| Marshall Jones | 7 for 46 yds, 1 TD |
| Richie Worship | 6 for 23 yds |

| Receiving | |
|---------------|--------------------|
| De Yancey | 2 for 66 yds, 1 TD |
| Markell Jones | 6 for 59 yds |

| Tackles (U-A-Total) | |
|---------------------|-------|
| Markus Bailey | 6-1-7 |
| Ja'Whaun Bentley | 6-0-6 |

OTHER

| | |
|--------------|----------------------|
| Date | October 29, 2016 |
| Location | West Lafayette, Ind. |
| Stadium | Ross-Ade Stadium |
| Attendance | 33,157 |
| Time of Game | 3:33 |
| Penn State | 6-2, 5-1 Big Ten |
| Purdue | 3-5, 1-4 Big Ten |

RECORD BREAKDOWN

| | |
|---|-----|
| Overall Record | 4-0 |
| Day Games | 2-0 |
| Night Games (6 p.m. or later) | 2-0 |
| TV Games | 4-0 |
| ABC | 1-0 |
| BTN | 1-0 |
| FOX | 1-0 |
| FS1 | 1-0 |
| Scoring First | 4-0 |
| Opponent Scoring First | 0-0 |
| Leading at the Half | 2-0 |
| Trailing at the Half | 1-0 |
| Tied at the Half | 1-0 |
| Leading after Third Qtr. | 4-0 |
| Trailing after Third Qtr. | 0-0 |
| Tied after Third Qtr. | 0-0 |
| Overtime Games | 0-0 |
| Scoring less than 20 pts | 1-0 |
| Scoring 20-29 points | 0-0 |
| Scoring 30-39 points | 0-0 |
| Scoring 40+ points | 3-0 |
| Allowing 10 points or less | 3-0 |
| Allowing 11-20 points | 1-0 |
| Allowing 21-30 points | 0-0 |
| Allowing 31+ points | 0-0 |
| Rushing for less than 100 yds | 1-0 |
| Rushing for 100-199 yds | 2-0 |
| Rushing for 200-299 yds | 0-0 |
| Rushing for 300+ yds | 1-0 |
| Passing for less than 200 yds | 0-0 |
| Passing for 200-299 yds | 2-0 |
| Passing for 300-399 yds | 1-0 |
| Passing for 400+ yds | 1-0 |
| Totalling less than 300 yds total offense | 0-0 |
| 300-399 yds of total offense | 2-0 |
| 400-499 yds of total offense | 0-0 |
| 500+ yds of total offense | 2-0 |
| Allowing less than 100 yds rushing | 3-0 |
| Allowing more than 100 yds rushing | 1-0 |
| Allowing less than 300 yds total offense | 2-0 |
| Allowing 300+ yds total offense | 2-0 |
| Having a 100-yd rusher | 2-0 |
| Having two 100-yd rushers | 0-0 |
| Not having a 100-yd rusher | 2-0 |
| Opp. having a 100-yd rusher | 0-0 |
| No turnovers | 1-0 |
| 1-3 turnovers | 3-0 |
| 4+ turnovers | 0-0 |
| No takeaways | 1-0 |
| 1 or 2 takeaways | 2-0 |
| 3 or more takeaways | 1-0 |
| More than 30:00 of possession | 2-0 |
| Less than 30:00 of possession | 2-0 |

PURDUE NOTES

SUCCESS ON HOMECOMING

- The Nittany Lions own a 71-23-5 record in 99 games in front of the alumni crowd since their 14-7 victory over Dartmouth in the first Homecoming game on Oct. 9, 1920.
- Last season, the Nittany Lions were defeated by Michigan State, 21-17, snapping a three-game Homecoming winning streak.
- Penn State has won six out of its last eight Homecoming tilts, defeating Rutgers (2017), Maryland (2016), Indiana (2015), Michigan (2013), Northwestern (2012) and Purdue (2011).
- The Nittany Lions have claimed 11 of their last 14 contests in front of the alumni crowd.
- This is the fifth time Penn State will square off against Purdue in a Homecoming game. The Nittany Lions are a perfect 4-0 against the Boilermakers with wins in 1996 (31-14), 1998 (31-13), 2005 (33-15) and 2011 (23-18).

PENN STATE IN 27TH BIG TEN SEASON

- After 106 years as an independent in football, Penn State began play in the Big Ten Conference in 1993 and is playing its 27th season in the conference.
- The Nittany Lions were outright Big Ten Champions in 1994 and 2016 and shared titles with Ohio State in 2005 and 2008.
- Penn State beat Oregon to win the 1995 Rose Bowl and played USC in the 2009 and 2017 Rose Bowls.

PENN STATE VS. BIG TEN

- Penn State has won 23 out of its last 28 games against Big Ten opponents.
- Penn State won 13 consecutive games against Big Ten opponents from 2016-17, breaking its record of 12 from 1993-94.
- Penn State owns a 215-104-3 mark against Big Ten Conference teams since the Nittany Lions first opposed Ohio State in 1912.
- The Nittany Lions began play as a member of the Big Ten Conference in 1993 and have a 134-78 mark.
- Penn State played 109 games vs. the current Big Ten alignment when either or both Penn State itself (prior to 1993) or the opponent (Nebraska prior to 2011; Maryland and Rutgers prior to 2014) was not yet a member of the Big Ten. The Nittany Lions went 80-26-3 in those games.

| Opponent | Record | 1st Meeting | Last Meeting |
|-----------------------|----------------|-------------|--------------|
| Illinois | 19-5 | 1954 | 2018 |
| Indiana | 21-1 | 1993 | 2018 |
| Iowa | 16-12 | 1930 | 2018 |
| Maryland | 40-2-1 | 1917 | 2019 |
| Michigan | 8-14 | 1993 | 2018 |
| Michigan State | 15-17-1 | 1914 | 2018 |
| Minnesota | 9-5 | 1993 | 2016 |
| Nebraska | 8-9 | 1920 | 2013 |
| Northwestern | 14-5 | 1993 | 2017 |
| Ohio State | 14-20 | 1912 | 2018 |
| Purdue | 14-3-1 | 1951 | 2016 |
| Rutgers | 27-2 | 1918 | 2018 |
| Wisconsin | 10-9 | 1953 | 2018 |

Bold indicates 2019 opponent

GENERATIONS OF GREATNESS

- Penn State is turning back the clock for its "Generations of Greatness" game, as the Nittany Lions will don uniforms with designs elements from uniforms past.
- Penn State last wore its "Generations of Greatness" uniforms in 2017 against Indiana.

Uniform Elements

- Numbers on Helmets** - The Nittany Lions had the number on the side of their helmet from 1959-61 and then again from 1967-74. A No. 42 also appeared on the side of every Penn State helmet in the season finale against Wisconsin in 2012 to honor injured senior Michael Mauti.
- Block Uniform Numbers** - The block uniform numbers are similar to those uniform numbers that donned the Blue & White from mid-1950s-66.
- White Stripe on Sleeve** - Penn State's uniform had a white stripe on the sleeve several times, including 1957-66, 1982-89 and 1992-2011.
- Stripe on the Pants** - The Nittany Lions had a blue stripe on their pants from 1952-68.
- Gray Facemask** - The gray facemask was donned by the Nittany Lions from 1959-86.
- White Cleats** - The white cleats were worn by the Nittany Lions in the 1979 Sugar Bowl.
- Gloves** - The gloves will feature the Lion Shrine on the palm of the hands.
- Lion Shrine** - The image of Lion Shrine appears on the "home plate" of the front of the jersey. It is an original element of the "Generations of Greatness" uniform to pay homage to the Lion Shrine that was a gift from the Class of 1940.
- Back Inside Collar** - The back inside collar of the jersey reads "Penn State 1959" in recognition of the first Liberty Bowl game, played in Philadelphia. Penn State defeated Alabama, 7-0.

WINNING THE WEST

- Penn State has won its last 10 games against Big Ten West Division opponents, dating back to an overtime win over Minnesota on Oct. 1, 2016.
- The streak includes Penn State's Big Ten Championship Game victory over Wisconsin in 2016 and three wins over Iowa.

FANS FLOCK TO BEAVER STADIUM

- Penn State ranks second in FBS with an average attendance of 105,775.
- Three Big Ten teams lead the nation, with Michigan ranking first (111,073) and Ohio State (103,502) trailing the Nittany Lions in third.
- The Penn State Student Section has consistently sold out for four decades, showing the unwavering passion and dedication of Penn State students.
- Recognized as one the nation's premier game day atmospheres, the passionate and loyal students, alumni and fans filling Beaver Stadium have Penn State bucking the negative attendance trends among FBS games nationally.

See Happy Valley on Page 14

AT THE START

| Opponent | Coin Toss | Choice | PSU 1st Drive | Opponent 1st Drive | Game Captains |
|-------------------|-------------|-----------------|---------------|--------------------|--|
| IDAHO | Idaho won | Receive | Field Goal | Turnover on Downs | Cam Brown, Blake Gillikin, Jan Johnson, Garrett Taylor |
| BUFFALO | Buffalo won | Receive | Three-and-out | Punt | Cam Brown, Blake Gillikin, Jan Johnson, Garrett Taylor |
| PITTSBURGH | PSU won | Defer - Kickoff | Punt | Three-and-out | Cam Brown, Blake Gillikin, Jan Johnson, Garrett Taylor |
| at Maryland | PSU won | Defer - Kickoff | Touchdown | Interception | Cam Brown, Blake Gillikin, Jan Johnson, Garrett Taylor |
| PURDUE | | | | | |
| at Iowa | | | | | |
| MICHIGAN | | | | | |
| at Michigan State | | | | | |
| at Minnesota | | | | | |
| INDIANA | | | | | |
| at Ohio State | | | | | |
| RUTGERS | | | | | |

HIGHLIGHTS

COMPLEMENTARY FOOTBALL

- The Nittany Lions have played complementary football over the last three-plus years (2016-19) and it shows in the national landscape.
- Over the last three-plus years the Penn State offense is:
 - Seventh in FBS in points per possession (2.35).
 - Third in FBS in points per play (1.72).
 - Seventh in FBS in scoring offense (40.60).
 - Eighth in FBS in scoring percentage (43.58).
 - 10th in FBS in touchdown percentage (34.90).
 - Ninth in FBS in turnover percentage (12.33).
- Over the last three-plus years the Penn State defense is:
 - First in FBS in plays per point (4.99).
 - Sixth in FBS in three-and-out percentage (28.57).
 - Seventh in FBS in yards per play (4.77).
 - Seventh in FBS in points per possession (1.24).
 - 10th in FBS in second half points allowed (9.11).
 - Sixth in FBS in scoring percentage (24.27).
 - Ninth in FBS in touchdown percentage (17.04).
 - Fifth in FBS in punt percentage (47.85).
 - Eighth in FBS in scoring defense (17.48).
 - 11th in FBS in percent of drives not crossing the 50-yard line (59.93).
 - Sixth in FBS in percent of non-scoring drives (76.25).
 - Eighth in FBS in percent of drives of 25 yards or less (58.36).

WINNING WAYS

- Penn State is 35-9 over the past four seasons (2016-19), which is tied for the seventh-best record in FBS.
- Dating back to 2015, Penn State has won 27 of its last 30 home games.
- Penn State's 42 wins over the last five years (2015-19) rank tied for 10th in FBS and third in the Big Ten (Ohio State, 53; Wisconsin, 46).
- Penn State's 131 wins over the last 15 years (2005-19) rank tied for 13th in FBS and third in the Big Ten (Ohio State, 163; Wisconsin, 144).
- In 2018, Penn State clinched its 14th consecutive winning season. Only four other FBS teams have had a winning season each of the last 14 years (Oklahoma, Boise State, LSU, Wisconsin).
- Over those 14 consecutive winning seasons, Penn State has totaled at least nine wins in nine seasons, including the last three seasons.
- Head coach **James Franklin** has guided his teams to a winning record each of the last seven seasons (2 at Vanderbilt, 5 at Penn State).

BIG TEN PLAYER OF THE WEEK

- QB **Sean Clifford** was named the Big Ten Co-Offensive Player of the Week and to the Davey O'Brien Award Great 8 of the Week list following the Maryland game.
- At Maryland, Clifford set personal bests with 26 completions on 31 attempts for 398 yards.
- Clifford had 287 passing yards in the first half to break the Penn State record of 258 yards by Trace McSorley against Georgia State in 2017.
- Clifford had his first career 300-yard passing game with a career-high 398 passing yards to surpass his previous high of 280 against Idaho to open the season.
- Clifford's 300-yard game is the 40th in Penn State history.
- Clifford's 398 yards rank third in Penn State single-game history, behind Christian Hackenberg (454; vs. UCF, 2014) and Zack Mills (299, vs. Iowa, 2002).
- It was his fourth-consecutive 200-yard game.
- Three of his throws went for touchdowns and he earned his first career rushing touchdown on the Lions' first play from scrimmage.
- With 54 yards rushing, Clifford totaled 452 yards of total offense, which ranks as the third-most in a single game in school history.

See Season Honors on Page 12

CONTROLLING THE GAME

- The Nittany Lions have held a lead for 73.3 percent of their plays over the last three years (2017-19) to rank third in FBS, behind only Alabama and Clemson.
- Over a four-year span (2016-19), Penn State has held the lead for 64.0 percent of the plays, which is seventh among FBS schools.
- By comparison, from 2013-15, PSU led for 42.8 percent (2,760 of 6,453) of its plays, to rank 69th in FBS.

PENN STATE IN THE RANKINGS

- Penn State is ranked No. 11 in the Amway Coaches poll and No. 12 in the Associated Press poll.
- Penn State has been ranked in the AP Top 25 for the last 46 weeks, dating back to the 2016 season, for the fourth-longest streak in program history and longest streak since 1993-2000 when PSU was ranked for 121-straight weeks.

Penn State AP Weekly Appearance Streaks

| # | Polls | First-Last |
|-----|-------|------------|
| 1. | 121 | 1993-2000 |
| 2. | 84 | 1970-1976 |
| 3. | 50 | 1979-1983 |
| 4. | 46 | 2016-Pres. |
| 5. | 43 | 1985-1987 |
| 6. | 39 | 1990-1992 |
| 7. | 38 | 2008-2010 |
| 8. | 33 | 1977-1979 |
| | 33 | 1967-1970 |
| 10. | 19 | 1947-1948 |

See National Polls on Page 2

- Penn State's streak is the fifth-longest active streak in FBS, trailing Alabama (185), Ohio State (120), Clemson (74) and Oklahoma (49).

Active AP Weekly Appearance Streaks

| # | Polls | Started |
|-----|------------|---------|
| 1. | Alabama | 185 |
| 2. | Ohio State | 120 |
| 3. | Clemson | 74 |
| 4. | Oklahoma | 49 |
| 5. | Penn State | 46 |
| 6. | Georgia | 38 |
| 7. | Notre Dame | 34 |
| 8. | UCF | 33 |
| 9. | LSU | 27 |
| 10. | Michigan | 22 |

See National Polls on Page 2

- Penn State is one of six teams (Alabama, Clemson, Ohio State, Oklahoma, Washington) to rank in the Top 15 of the CFP final rankings in each of the last three seasons (2016-18).
- Penn State has been ranked in the last 14 CFP rankings, dating back to its first-ever appearance in the first poll of the 2016 season.

STREAKING

- Sophomore WR **KJ Hamler** has a reception in all 17 games of his career.
- Sophomore TE **Pat Freiermuth** has a reception in his last 16 games (all but his first career game).
- Sophomore **Jake Pinegar** has hit 36-straight extra point attempts and four-straight field goal attempts.
- Sophomore QB **Sean Clifford** has thrown for at least 200 yards in his last four games.
- Penn State has won its last 10 games against Big Ten West Division opponents, dating back to an overtime win over Minnesota on Oct. 1, 2016.
- Penn State has won 10 consecutive games over non-conference opponents during the regular season, dating back to a win over Temple in 2016.
- The Nittany Lions have won 16-straight non-conference regular-season home games, dating back to a win over Kent State in 2013.
- The Nittany Lions have won their last 14 consecutive against their neighbors (schools within 250 miles of Beaver Stadium).

ON TV

- Penn State has had 303 of its last 305 games televised, including 190 consecutive games.
- Over the last 15 seasons, every Penn State game has aired on either ABC, FOX, BTN, NBC or an ESPN channel.

NATIONAL NITS

Below is a list of Penn State players that rank among the top-50 individuals in the NCAA and/or top-10 in the Big Ten and top-25 teams and/or top-six in the Big Ten in the most recent season statistical rankings.

Rankings listed NCAA/Big Ten

Statistics current as of Sept. 28, 2019

- LB Ellis Brooks
 - Sacks - 0.63 (t-71/t-10)
- LB Cam Brown
 - Fumbles Recovered - 1 (t-25/t-8)
- RB Journey Brown
 - Rushing Touchdowns - 3 (t-74/t-9)
 - Total Touchdowns - 4 (t-68/t-6)
- RB Noah Cain
 - Rushing Touchdowns - 4 (t-33/t-6)
 - Total Touchdowns - 4 (t-68/t-6)
- CB Tariq Castro-Fields
 - Interceptions Per Game - 0.3 (t-75/t-7)
 - Passes Defended - 1.3 (25/4)
 - Total Interceptions - 1 (t-73/t-8)
- QB Sean Clifford
 - Completion Percentage - .660 (35/4)
 - Completions Per Game - 17.50 (60/5)
 - Passing Efficiency - 185.6 (7/3)
 - Passing TDs - 9 (32/5)
 - Passing Yards - 1,179 (29/2)
 - Passing Yards Per Game - 294.8 (16/2)
 - Passing Yards Per Completion - 16.84 (5/1)
 - Points Responsible For - 60 (40/6)
 - Points Responsible For Per Game - 15.0 (30/6)
 - Total Offense - 336.5 (12/1)
 - Yards Per Pass Attempt - 11.12 (6/2)
- CB Keaton Ellis
 - Fumbles Recovered - 1 (t-25/t-8)
- P Blake Gillikin
 - Punting - 41.1 (72/7)
- DE Yetur Gross-Matos
 - Sacks - 0.88 (t-20/t-3)
 - Tackles For Loss - 1.4 (34/7)
- WR KJ Hamler
 - All Purpose Yards Per Game - 120.25 (34/6)
 - Punt Returns - 6.1 (54/8)
 - Receiving Touchdowns - 3 (t-54/t-6)
 - Receiving Yards - 353 (42/6)
 - Receiving Yards Per Game - 88.3 (27/4)
 - Receptions Per Game - 4.0 (126/9)
 - Yards Per Reception - 22.06 (13/2)
- DE Adisa Isaac
 - Forced Fumbles - 0.33 (t-44/t-8)
- LB Jan Johnson
 - Interceptions Per Game - 0.3 (t-75/t-7)
 - Total Interceptions - 1 (t-73/t-8)
- K Jake Pinegar
 - Field Goal Percentage - 1.000 (t-1/t-1)
 - Field Goals Per Game - 1.00 (61/6)
 - Scoring - 9.5 (26/3)
 - Total Points Scored - 38 (49/7)
- CB John Reid
 - Interceptions Per Game - 0.5 (t-15/t-2)
 - Total Interceptions - 2 (t-14/t-2)
- S Jonathan Sutherland
 - Blocked Kicks - 2 (t-1/1)
- TEAM
 - 3rd Down Conversion Pct Defense - .290 (15/4)
 - 4th Down Conversion Pct - .800 (17/2)
 - 4th Down Conversion Pct Defense - .444 (53/3)
 - Blocked Kicks - 3 (t-1/t-1)
 - Blocked Punts - 3 (1/1)
 - Completion Percentage - .651 (39/5)
 - Fewest Penalties - 16 (t-4/t-1)
 - Fewest Penalties Per Game - 4.00 (t-4/t-1)
 - Fewest Penalty Yards - 176 (17/3)
 - Fewest Penalty Yards Per Game - 44.00 (23/4)
 - First Downs Defense - 57 (8/3)
 - Fumbles Lost - 2 (t-23/t-3)
 - Kickoff Return Defense - 18.00 (36/6)
 - Passes Had Intercepted - 1 (t-10/t-3)
 - Passing Offense - 316.0 (16/2)
 - Passing Yards Per Completion - 15.05 (12/2)
 - Red Zone Defense - 68.0 (7/3)
 - Red Zone Offense - 1.000 (t-1/t-1)
 - Rushing Defense - 68.0 (7/3)
 - Rushing Offense - 193.5 (48/6)
 - Scoring Defense - 7.5 (2/2)
 - Scoring Offense - 50.0 (5/4)
 - Team Passing Efficiency - 171.45 (17/34)
 - Team Passing Efficiency Defense - 109.76 (18/3)
 - Team Sacks - 3.75 (8/2)
 - Tackles for Loss - 9.8 (3/3)
 - Total Defense - 274.5 (14/5)
 - Total Offense - 509.5 (14/2)
 - Turnover Margin - 0.75 (27/6)
 - Turnovers Gained - 6 (62/9)
 - Turnovers Lost - 3 (8/2)
 - Winning Percentage - 1.000 (t-1/t-1)

10 2019 PENN STATE FOOTBALL

WINNINGEST PROGRAMS

In its 133rd season of varsity football, Penn State has posted 891 victories to rank No. 8 in the nation. The Lions' success is not solely due to longevity though, as Penn State also ranks in the top 10 in all-time winning percentage.

As of Sept. 28, 2019

TOTAL VICTORIES

| | | |
|----------------------------|----------------|------------|
| 1. Michigan (140) | Big Ten | 956 |
| 2. Ohio State (129) | Big Ten | 916 |
| 3. Texas (126) | Big 12 | 911 |
| 4. Alabama (127) | SEC | 910 |
| 5. Nebraska (129) | Big Ten | 900 |
| Notre Dame (132) | Independent | 900 |
| Oklahoma (124) | Big 12 | 900 |
| 8. PENN STATE (132) | Big Ten | 891 |
| 9. USC (131) | Pac-12 | 842 |
| 10. Tennessee (122) | SEC | 839 |

WINNING PERCENTAGE (YEARS - MIN. 25 IN D1)

| | | |
|-----------------------------|----------------|-------------|
| 1. Michigan (140) | Big Ten | .730 |
| 2. Ohio State (129) | Big Ten | .7284 |
| 3. Boise State (51) | Mountain West | .7283 |
| 4. Notre Dame (132) | Independent | .7269 |
| 5. Alabama (127) | SEC | .7266 |
| 6. Oklahoma (124) | Big 12 | .725 |
| 7. Texas (126) | Big 12 | .705 |
| 8. USC (131) | Pac-12 | .699 |
| 9. Nebraska (129) | Big Ten | .692 |
| 10. PENN STATE (132) | Big Ten | .689 |
| 11. Tennessee (128) | SEC | .675 |
| 12. Florida State (72) | ACC | .674 |

ALL-TIME AP POLL RANKINGS (Weeks Ranked)

| | | |
|----------------------|----------------|------------|
| 1. Ohio State | Big Ten | 905 |
| 2. Michigan | Big Ten | 852 |
| 3. Oklahoma | Big 12 | 833 |
| 4. Notre Dame | Independent | 802 |
| 5. Alabama | SEC | 794 |
| 6. USC | Pac-12 | 768 |
| 7. Nebraska | Big Ten | 730 |
| 8. Texas | Big 12 | 723 |
| 9. PENN STATE | Big Ten | 633 |
| 10. LSU | SEC | 620 |

SPORTS ILLUSTRATED 150TH ANNIVERSARY

BEST PROGRAMS

| | |
|----------------------|----------------|
| 1. Alabama | SEC |
| 2. Ohio State | Big Ten |
| 3. Michigan | Big Ten |
| 4. Texas | Big 12 |
| 5. USC | Pac-12 |
| 6. Notre Dame | Independent |
| 7. Nebraska | Big Ten |
| 8. PENN STATE | Big Ten |
| 9. Tennessee | SEC |
| 10. Oklahoma | Big 12 |

ESPN 150TH ANNIVERSARY BEST PROGRAMS

| | |
|------------------------|-----------------|
| 1. Alabama | SEC |
| 2. Notre Dame | Independent |
| 3. Ohio State | Big Ten |
| 4. Oklahoma | Big 12 |
| 5. USC | Pac-12 |
| 6. Michigan | Big Ten |
| 7. Yale | Ivy |
| 8. Nebraska | Big Ten |
| 9. Texas | Big 12 |
| 10. North Dakota State | Missouri Valley |
| 11. Princeton | Ivy |
| 12. PENN STATE | Big Ten |
| 13. Harvard | Ivy |
| 14. Tennessee | SEC |
| 15. LSU | SEC |

MILESTONE WATCH

- **KJ Hamler** is 102 yards shy of 2,000 all-purpose yards.
 - ... 420 yards shy of 1,000 career kickoff return yards.
 - **Pat Freiermuth** is 470 yards shy of 1,000 career receiving yards.
 - **Ricky Slade** is 194 yards shy of 500 career rushing yards.
 - **Journey Brown** is 260 yards shy of 500 career rushing yards.
 - **Jahan Dotson** is 134 yards shy of 500 career receiving yards.
 - **John Reid** is one tackle shy of 100 career tackles.
 - **Robert Windsor** is 10 tackles shy of 100 career tackles.
 - **Yetur Gross-Matos** is 18 tackles shy of 100 career tackles.
 - **Jake Pinegar** is 21 extra points shy of 100 career extra points made
 - ... is 11 points shy of 150 points scored.
 - **James Franklin** is one win shy of 50 wins as Penn State's head coach.
 - ... is two wins shy of 75 career wins as a head coach.
- See Records Watch on Pages 23-25**

MILESTONES ACHIEVED

- **Sean Clifford** surpassed 1,000 career passing yards with 398 passing yards at Maryland.
 - **KJ Hamler** surpassed 1,000 receiving yards with a 58-yard touchdown reception at Maryland.
 - ... 1,500 all-purpose yards with a 159-yard effort in the season opener against Idaho.
 - **Pat Freiermuth** surpassed 500 career receiving yards with a 16-yard reception vs. Pitt.
 - **Micah Parsons** surpassed 100 career tackles with nine vs. Pitt.
 - **Garrett Taylor** surpassed 100 career tackles with seven tackles - including one on second-and-goal from the 1 in the second quarter - against Pitt.
 - **Jan Johnson** surpassed 100 career tackles with a 14-tackle effort against Buffalo.
 - **Yetur Gross-Matos** surpassed 25 career tackles for loss with a sack against Buffalo.
- See Records Watch on Pages 23-25**

WELCOME

- Twenty-eight student-athletes have made their Nittany Lion debuts this season.
- Three players made their Nittany Lion debuts at Maryland: junior transfer OL **Anthony Whigan** and freshmen DL **Dvon Ellies** and CB **Marquis Wilson**.
- Ellies and Wilson are two of 13 true freshmen to play this year and two of 23 Lions to make their collegiate debut.
- RB **Journey Brown** and TE **Nick Bowers** made their first career starts during the Pitt game. They became the 10th and 11th first-time starters this year (7 offense, 3 defense, 1 special teams).
- Against Idaho, nine Nittany Lions made their first career start (five on offense, three on defense, one on special teams): SN **Chris Stoll**, LB **Jesse Luketa**, DE **Shaka Toney**, S **Lamont Wade**, OL **Rasheed Walker**, OL **C.J. Thorpe**, WR **Justin Shorter**, RB **Ricky Slade**, QB **Sean Clifford**.
- Freshman DE **Smith Vilbert** made his collegiate debut and sophomore transfer **CJ Holmes** made his Penn State debut against Buffalo.
- CB **DJ Brown**, RB **Noah Cain**, DT **Judge Culpepper**, LB **Lance Dixon**, CB **Keaton Ellis**, RB **Devyn Ford**, DT **Aeneas Hawkins**, DE **Adisa Isaac**, LB **Charlie Katshir**, OL **Hunter Kelly**, QB **Will Levis**, WR **Colton Maxwell**, S **Justin Neff**, CB **Joey Porter, Jr.**, LB **Brandon Smith**, LS **Chris Stoll**, TE **Brenton Strange**, DL **Dan Vasey**, OL **Sal Wormley** and OL **Caeden Wallace** made their debuts in the season opener against Idaho.
- Transfers S **Jaquan Brisker**, WR **Weston Carr** and K **Jordan Stout** made their first appearances at Penn State against Idaho.

BIG DRAW

- The Pitt game, which was televised on ABC, was the most-watched noon window game of the week across all networks and second-most watched game of the season at that point in the timeslot.
- The game averaged 3,196,000 viewers, including a peak audience of 4.2 million viewers (3:45-3:56 p.m.)

YOUTH MOVEMENT

- According to PhilSteele.com's 2019 Two-Deep Class Breakdown, Penn State entered the year as the ninth-most inexperienced team in FBS.
- The magazine's formula takes into account senior starters, returning letterwinners, yardage and tackles returning and offensive line starts.
- Purdue is the only Penn State opponent to rank as less experienced, ranking as the sixth-most inexperienced team.

GILLIKIN UP FOR PRESTIGIOUS AWARDS

- P **Blake Gillikin** is among the 185 semifinalists for the William V. Campbell Trophy presented by Mazda, 137 candidates for the Allstate AFCA Good Works Team and 30 candidates for the Senior CLASS Award.
 - Celebrating its 30th year in 2019, the Campbell Trophy recognizes an individual as the absolute best football scholar-athlete in the nation for his combined academic success, football performance and exemplary leadership.
 - The NFF will announce 12-14 finalists on Oct. 30, and each of them will receive an \$18,000 postgraduate scholarship as a member of the 2019 NFF National Scholar-Athlete Class presented by Fidelity Investments. The finalists will travel to New York City for the 62nd NFF Annual Awards Dinner on Dec. 10.
 - Nominated by their schools, which are limited to one nominee each, candidates for the awards must be a senior or graduate student in their final year of playing eligibility, have a GPA of at least 3.2 on a 4.0 scale, have outstanding football ability as a first team player or significant contributor and have demonstrated strong leadership and citizenship.
 - The class is selected each year by the NFF Awards Committee, which is comprised of a nationally recognized group of media, College Football Hall of Famers and athletics administrators.
 - Penn State's Trace McSorley was a finalist for the award last year, becoming Penn State's 18th NFF Scholar-Athlete, and John Urschel won the award in 2013.
 - The Allstate AFCA Good Works Team is an annual award given to college football players for the impact they make off the field.
 - A perfect 4.0 student, Gillikin was a first-team CoSIDA Academic All-American last year. He spent the summer interning at Drayer Physical Therapy and performing a job shadow at Penn State Health in State College.
 - Established in 1992, the Allstate AFCA Good Works Team continues to be one of the most coveted community service awards in college football. From the 137 nominees, the final roster of 23 award recipients will be announced in September, bringing together 11 players from the NCAA Football Bowl Subdivision; 11 players from the NCAA Football Championship Subdivision, Divisions II, III and the National Association of Intercollegiate Athletics (NAIA); and one honorary head coach.
 - To be eligible for the Senior CLASS award, a student-athlete must be classified as an NCAA Division I FBS senior and have notable achievements in four areas of excellence: community, classroom, character and competition.
 - To determine the final Senior CLASS Award winner, the 30 candidates will be narrowed to 10 finalists midway through the regular season, and those names will be placed on the official ballot. Ballots will be distributed through a nationwide voting system to media, coaches and fans, who will select one candidate who best exemplifies excellence in the four Cs of community, classroom, character and competition. Along with the winner, the 10 finalists will be awarded Senior CLASS Award first- or second-team honors.
- See Season Honors on Page 12**

OFFENSE NOTES

PILING UP THE POINTS

- Penn State ranks fifth in FBS averaging 50.0 points per game.
- Penn State has scored at least 50 points nine times since 2016.
- Penn State has scored 40 points 18 times since 2016. By comparison, from 2008 until 2016, the Nittany Lions had 18 40-point outings.
- Penn State has scored 30 or more points 27 times in the last 35 games.
- Penn State has scored 20 or more points in 36 of its last 39 games.
- Penn State scored 124 points (79 vs. Idaho; 45 vs. Buffalo) in its first two games, the second-highest total in the first two games of the season in school history. In 1894, Penn State opened the season with a combined 132 points in the first two games, scoring 60 against Gettysburg in the opener and 72 vs. Lafayette in the second game.
- The Nittany Lions scored 28 points in the third quarter of the Buffalo game, the most in a single quarter since they scored 35 in the fourth quarter of last season's game at Illinois.
- The 28-point third stanza marked the highest scoring by Penn State in a third quarter since the Nittany Lions had 28 points in the third quarter of the 2017 Rose Bowl Game vs. USC.
- Penn State had a high-scoring season-opener, scoring 79 points for its highest single-game total since an 81-0 win over Cincinnati in the 1991 home opener.
- Penn State's 44 points in the first half vs. Idaho were its most in an opening half since scoring 56 at Illinois in 2005.
- The 72-point margin of victory over the Vandals is tied for the 10th-biggest in Penn State history and is the largest since the 1991 Cincinnati game (81).
- The 79 points vs. Idaho are the second-most scored since 1921 and are tied for the sixth-most in program history.
- The last time Penn State scored at least 70 points was a 70-24 win over Akron in 1999.

GREEN LIGHT IN THE RED ZONE

- Dating back to 2017, Penn State has scored on 97 of its last 102 red zone trips, including 78 touchdowns.
- This season, Penn State is 19-for-19 in the red zone with 15 touchdowns.
- Penn State is one of eight teams to stay perfect in the red zone this season, joining Iowa, LSU, North Carolina, Notre Dame, Tulane, UConn and UTEP.
- Penn State is first in red zone scoring over the last three-plus years (2016-19) with a scoring rate of 89.16 percent.

EXPLOSIVE PLAYS

- Explosive plays have been a key part of Penn State's offense this season.
- Penn State ranks:
 - Sixth in FBS in 15-plus yard pass play percentage (33 plays, 25.58%).
 - 11th in FBS big play percentage (12-plus yard runs & 15-plus yard passes) at 17.34 percent (44-of-271).
 - Fourth in FBS with 2.58 percent of plays (7 plays) going for 50 yards or more.
- Accordingly, 79.8 percent (79-of-99) of Penn State's first downs this season have come on first or second down, which ranks eighth in FBS.

EARLY SEASON PASSING PRODUCTIVITY

- QB **Sean Clifford** is the third Penn State quarterback since 2000 to throw for at least nine touchdowns and 1,000 yards in the first four games of a season, joining Matt McGloin (2012) and Trace McSorley (2017).
- Clifford became the first Penn State quarterback to open a season with six touchdown passes in the first two games since Daryll Clark did the same in 2009.
- Clark and Clifford are the only two Penn State quarterbacks to accomplish the feat since 2000.

EFFICIENT AND CONSISTENT

- QB **Sean Clifford**'s 16.84 passing yards per completion ranks fifth in FBS and leads the Big Ten.
- Clifford's 11.12 yards per pass attempt ranks sixth in FBS and is second in the Big Ten.
- Clifford's 294.8 passing yards per game ranks second in the Big Ten.
- Clifford threw for 398 yards at Maryland, ranking third in Penn State single-game history, behind Christian Hackenberg (454; vs. UCF, 2014) and Zack Mills (299, vs. Iowa, 2002).
- Clifford ranks third in the Big Ten and seventh in FBS with a 185.6 passing efficiency rating.
- Clifford's 18 completions of 20 or more yards rank tied for 22nd in FBS.
- Clifford threw for 398 yards at Maryland for his fourth-straight 200-yard game.
See National Nits on Page 9

DUAL THREAT

- QB **Sean Clifford** (1,179 passing yds; 9 passing TDs; 167 rushing yds) is one of four FBS quarterbacks with at least 1,000 yards passing, nine passing touchdowns and 150 rushing yards rushing this season, joining Texas' Sam Ehlinger (1,237 passing yds; 15 passing TDs; 191 rushing yds), Oklahoma's Jalen Hurts (1,295 passing yds; 12 passing TDs; 443 rushing yds) and Wake Forest's Jamie Newman (1,278 yds; 12 passing TDs; 160 rushing yds).
- Averaging 336.5 yards of total offense per game, Clifford leads the Big Ten and ranks 12th in FBS.
- Clifford totaled the third-most yards of total offense in a game in school history at Maryland with 452 (398 pass, 54 rush).
- Clifford is second on the team with 167 yards rushing.
- Clifford had a career-long 58-yard rush against Buffalo and his first career rushing touchdown at Maryland.
- Clifford ranks 14th all-time at Penn State with 164 career rushing yards by a quarterback.
See National Nits on Page 9
See Records Watch on Pages 23-25

MOVING THE BALL

- Penn State ranks 14th in FBS and second in the Big Ten averaging 509.5 yards per game.
- The Nittany Lions' 619 total yards at Maryland were their third-most in a Big Ten game and the seventh-most in program history. The 619 yards were the most since the 1994 season (689, Minnesota; 653, Michigan State).
- Penn State's 30 first downs at Maryland are tied for seventh in a Big Ten game in program history.
- Penn State's 421 passing yards at Maryland are the most for the Lions in a Big Ten game, breaking the mark of 419 set against Michigan State in 2008. They rank second in program history behind the 454 yards against UCF in 2014.
- Penn State had 673 yards of total offense against Idaho, which was the most since totaling 689 at Minnesota in 1994 and the third most for the Nittany Lions since 1947.
- The Nittany Lions' 406 yards of offense in the first half vs. Idaho were their most in the first half since notching 439 yards vs. Nebraska in 2017.
- Penn State's 35 first downs vs. Idaho were its most since posting the same against Minnesota in 2005.
See National Nits on Page 9

EQUAL OPPORTUNITY

- On two occasions this season 13 different Nittany Lions have caught a pass in the same game. Penn State first accomplished the feat against Idaho in the season opener and did so again at Maryland.
- Clifford connected with 11 different Lions in the first half of the Maryland game.
- WRs **Dan Chisena** and **Isaac Lutz** both hauled in their first career receptions at Maryland. Chisena's catch was a 40-yard reception on which he was interfered on.

NITTANY LIONS IN THE NFL

- A total of 33 Penn State football alumni are populating the rosters of 21 National Football League teams.
- The Nittany Lions annually are among the top 20 programs nationally in producing players in the NFL. In addition, seven former Nittany Lions are members of NFL coaching staffs and one former Nittany Lion lacrosse student-athlete is on a roster.
- A total of eight players from Penn State's 2018 squad are on NFL teams.

NITTANY LIONS ON NFL ROSTERS

Arizona Cardinals (1): A.Q. Shipley ^C (8)
Atlanta Falcons (1): Jack Crawford (8)
Baltimore Ravens (1): Trace McSorley (R)
Buffalo Bills (1): Ryan Bates (R)
Carolina Panthers: Chris Hogan (7; former MLAX player)
Chicago Bears (1): Allen Robinson II (6)
Dallas Cowboys (2): Sean Lee (10), Connor McGovern ^{IR} (R)
Denver Broncos (1): DaeSean Hamilton (2)
Detroit Lions (3): Jesse James (5), Amani Oruwariye (R), Jason Cabinda (2)
Green Bay Packers (1): Adrian Amos (5)
Kansas City Chiefs (1): Jordan Lucas (4)
Los Angeles Chargers (1): Trevor Williams ^{IR} (R)
Los Angeles Rams (1): Nick Scott (R)
Miami Dolphins (2): Mike Gesicki (2), Mike Hull ^{PUP} (4)
New York Giants (3): Saquon Barkley ^{C-IR} (2), Grant Haley (2), Nate Stupar (7)
New York Jets (1): Sam Ficken (3)
Philadelphia Eagles (2): Shareef Miller (R), Miles Sanders (R)
Pittsburgh Steelers (1): Marcus Allen (2)
San Francisco 49ers (2): Robbie Gould (15), Kevin Givens (R)
Tampa Bay Buccaneers (3): Chris Godwin (3), Carl Nassib ^C (4), Donovan Smith (5)
Tennessee Titans (3): Austin Johnson (4), DaQuan Jones (6), Cameron Wake (11)
Washington Redskins (1): Troy Apke (2)
Italics indicates practice squad | ^C Team Captain
^{IR} Injured Reserve | ^{PUP} Physically Unable to Perform

SEVEN FORMER LIONS ON NFL COACHING STAFFS

Seven former Nittany Lions are patrolling the sidelines as part of NFL coaching staffs in 2018.
 Tom Bradley (Pittsburgh, defensive backs)
 Gary Brown (Dallas, running backs)
 Bobby Engram (Baltimore, tight ends)
 Al Golden (Detroit, linebackers)
 D'Anton Lynn (Houston, assistant secondary)
 Mike Munchak (Denver, offensive line)
 Paul Pasqualoni (Detroit, defensive coordinator)

COACHING STAFF NOTES

COACHING STAFF CHANGES

- The Nittany Lion coaching staff has a pair of new faces for the 2019 season.
- Penn State added passing game coordinator and wide receivers coach **Gerad Parker** and special teams coordinator and defensive assistant **Joe Lorig**.
- Parker joins the Nittany Lions after two seasons at Duke, most recently as the wide receivers coach in 2018. He has familiarity with the Big Ten, having served as offensive coordinator at Purdue for four seasons.
- Lorig has 22 years of collegiate coaching experience, including six seasons as a special teams coordinator and eight years as a defensive coordinator. He most recently spent three seasons at Memphis where his special teams unit finished in the top 5 in FBS in kick return average twice and in the top 20 in kick return defense every year.

PENNSYLVANIA TIES

- The Penn State coaching staff is deeply rooted in Pennsylvania, with four members originally hailing from the Keystone state.

Central PA

- Defensive Coordinator **Brent Pry** - Altoona

Eastern PA

- Head Coach **James Franklin** - Langhorne

Western PA

- Offensive Line **Matt Limegrover** - Pittsburgh
- Cornerbacks **Terry M. Smith** - Aliquippa

12 2019 PENN STATE FOOTBALL

SEASON HONORS

SEAN CLIFFORD, QUARTERBACK

Big Ten Co-Offensive Player of the Week (Week 5)
 Davey O'Brein Great 8 (Week 5)
 CFPA Honorable Mention National Performer of Week (Week 5)

PAT FREIERMUTH, TIGHT END

John Mackey Award Tight End of the Week (Week 2)
 Pro Football Focus Big Ten Team of the Week (Week 2)

BLAKE GILLIKIN, PUNTER

William V. Campbell Trophy Semifinalist
 Senior CLASS Award Candidate

STEVEN GONZALEZ, OFFENSIVE LINE

Pro Football Focus Big Ten Second Team of the Week (Week 3)

YETUR GROSS-MATOS, DEFENSIVE END

Pro Football Focus Big Ten Second Team of the Week (Week 2)

JAN JOHNSON, LINEBACKER

Pro Football Focus National Team of the Week (Week 3)
 Pro Football Focus Big Ten Team of the Week (Week 3)

MICHAL MENET, OFFENSIVE LINE

Pro Football Focus Big Ten Second Team of the Week (Week 3)

PJ MUSTIPHER, DEFENSIVE TACKLE

Pro Football Focus Big Ten Second Team of the Week (Week 2)

MICAH PARSONS, LINEBACKER

Pro Football Focus Big Ten Second Team of the Week (Week 3)

JOHN REID, CORNERBACK

Pro Football Focus Big Ten Team of the Week (Week 2)

ROBERT WINDSOR, DEFENSIVE TACKLE

Pro Football Focus Big Ten Team of the Week (Week 2)

COACHING STAFF POTW

The Penn State coaching staff chooses players of the week in all three phases. Here are these selections:

AUG. 31 - IDAHO

- Defensive: Yetur Gross-Matos & John Reid (G); Justin Neff & Evan Presta (D)
- Offensive: KJ Hamler & Mike Miranda (G); Justin Weller & Blake Zalar (D)
- Special Teams: Jordan Stout & Jonathan Sutherland (G); Nick Eury (D)

SEPT. 7 - BUFFALO

- Defensive: Cam Brown & John Reid (G); Smith Vilbert & Drew Hartlaub (D)
- Offensive: Jahan Dotson & Pat Freiermuth (G); CJ Holmes & Blake Zalar (D)
- Special Teams: Isaac Lutz (G); Ben Wilson (D)

SEPT. 14 - PITTSBURGH

- Defensive: Micah Parsons & Shaka Toney (G); Max Chizmar & Justin Neff (D)
- Offensive: Journey Brown & Will Fries (G); Ta'Quan Roberson & Sal Wormley (D)
- Special Teams: Jordan Stout & Jonathan Sutherland (G); Justin Neff (D)

G-Game D-Development Squad

NO. 1 RECEIVER

- WR **KJ Hamler** has at least one reception in all 17 games of his career
- Hamler ranks fourth in the Big Ten and 27th in FBS with 88.3 yards receiving per game, and is also sixth in the conference with three receiving touchdowns.
- Hamler ranks second in the Big Ten and 13th in FBS with an average of 22.06 yards per reception.
- Hamler is tied for 10th in FBS with five receptions of 30 or more yards.
- Hamler finished the Maryland game with a career-high six catches for 108 yards for his third career 100-yard receiving game.
- Hamler became the 33rd Nittany Lion to reach 1,000 career receiving yards with a 58-yard touchdown at Maryland and ranks 28th on Penn State's career receiving yards list with 1,107 yards.
- Hamler's two touchdown receptions against Idaho marked the first multi-receiving touchdown game of his career. He did have two scores at Pittsburgh last season, one rushing and one receiving.

LONG JOURNEY

- RB **Journey Brown** had a 37-yard receiving touchdown at Maryland, the longest reception of his career and his first career receiving touchdown.
- It was his first game with a rushing and receiving touchdown.
- Against Pitt in his first career start, Brown's 85-yard run against Pittsburgh was the second-longest non-scoring run in school history. Blair Thomas had a 92-yard rush vs. Syracuse in 1986.
- Brown's 85-yard rush was the longest rush by a Nittany Lion since Saquon Barkley had a 92-yard dash against Washington in the 2017 Fiesta Bowl.
- The 85-yard rush led Brown to a career-high 109 yards for the day on a personal-best 10 carries for his first career 100-yard game.
- It was also Penn State's second run of 80 or more yards this season, joining an 81-yard run by **Devyn Ford** against Idaho.

FRESHMAN FINDS THE END ZONE

- True freshman RB **Noah Cain** scored his fourth rushing touchdown of the season against Pittsburgh.
- Cain is tied for third in FBS in rushing touchdowns by freshmen.
- Overall, Cain ranks 33rd in FBS and sixth in the Big Ten.
- Cain is the first Penn State freshman to rush for at least four touchdowns in the first three games of a season since QB Michael Robinson rushed for five touchdowns in the first three games of 2002.

TOP TIGHT ENDS

- TE **Pat Freiermuth** extended his streak to 16 consecutive games with at least one reception (all but his first career game).
- With 10 career touchdowns, Freiermuth is tied for 17th all-time at Penn State. Among tight ends, he is tied for third, matching Ted Kwalick (1966-68), and he is one touchdown behind Jesse James (2012-14) for second. **See Records Watch on Pages 23-25**
- TE **Nick Bowers** had a career night at Maryland with a career-high 70 receiving yards, which included a career-long 55-yard reception and a 15-yard touchdown catch for his third career touchdown reception.

TIGHT END OF THE WEEK

- Sophomore TE **Pat Freiermuth** had a career day against Buffalo, setting bests for catches (8) and receiving yards (99) and matching his career high of two touchdowns.
- For his efforts, Freiermuth was named the John Mackey Award Tight End of the Week. **See Season Honors on Page 12**
- Freiermuth's eight catches were the most for a Penn State tight end since Mike Gesicki had eight grabs at Michigan State in 2017.

FOUR TOUCHDOWN CLUB

- QB **Sean Clifford** became the 16th different Penn State quarterback with at least four touchdown passes in a game with four against Buffalo.
- It was Penn State's 17th four-touchdown effort by a quarterback since 2000.
- The last Penn State quarterback to throw for four touchdowns with two or fewer career starts was Matt McGloin in 2010. McGloin had just one start when he threw for four touchdowns off the bench in a comeback win over Northwestern.
- The last Penn State quarterback to throw four touchdowns in a game was Trace McSorley with four vs. Georgia State in 2018.

NEW SIGNAL CALLER NO. 2

- Redshirt freshman QB **Will Levis** threw for 62 yards in his Penn State debut, completing 11-of-14 passes after entering early in the second half against Idaho.
- Levis connected with true freshman TE **Brenton Strange** on a 4-yard touchdown pass for his first career touchdown pass.
- Levis also rushed for 21 yards on five attempts with a long run of 12 yards.
- At Maryland, Levis rushed for a career-high 38 yards on six carries, including two touchdowns.

GROUND GAME ROLLS AGAINST IDAHO

- Seven different Nittany Lion rushers combined for 331 rushing yards against Idaho, ranking Penn State ninth in FBS during the opening week.
- The 331 yards on the ground were Penn State's most since rushing for 387 yards at Illinois last season.
- Five Nittany Lion running backs: **Journey Brown** (2), **Noah Cain** (2), **Devyn Ford** (1), **Ricky Slade** (1) and **Nick Eury** (1) combined for seven rushing touchdowns
- The last time five different Nittany Lion rushers scored at least one touchdown in the same game was a 70-24 win over Akron in 1999: Omar Easy, Eric McCoo, Mike Cerimele (2 TD), Rashard Casey (QB), Mick Blosser.
- The last time five different Nittany Lion running backs scored at least one touchdown in the same game was a 42-3 win over Syracuse in 1986: Blair Thomas, Tim Manoa (2 TD), D.J. Dozier, Odell Wilson, Steve Smith.
- Penn State's seven rushing touchdowns were its most since doing the same against Coastal Carolina in 2008.
- Brown, a sophomore, earned his first multi-touchdown game of his career.
- Cain, a true freshman making his debut, led the Lions with nine carries, and he finished with 44 yards in addition to his two scores.
- Ford rushed for a game-high 107 yards on six carries, averaging 17.8 yards per attempt in his debut.
- Ford became the first Nittany Lion freshman to run for more than 100 yards in a game since Saquon Barkley rushed for 103 yards against Michigan State on November 18, 2015.
- Ford is the first Penn State freshman to run for 100 yards in a season opener since Curt Warner did so on 12 carries against Rutgers on Sept. 15, 1979.
- Ford scored on an 81-yard run in the second quarter. It was his first career touchdown and Penn State's longest rushing touchdown since Saquon Barkley's 92-yard run in the Fiesta Bowl vs. Washington in 2017.
- Eury, a junior, had career highs of six carries for 44 yards and scored his first career touchdown on Penn State's final drive of the game. He previously had one career rush for 4 yards against Georgia State in 2017.

IMPROVING ON THE GROUND

- Penn State, Wake Forest and Miami (Fla.) are the only three FBS schools to improve their national rushing offense ranking in each of the last five seasons. (*Wake Forest Athletic Communications*)

| | Penn State | Wake | Miami |
|------|------------|------|-------|
| 2014 | 117 | 124 | 119 |
| 2015 | 105 | 122 | 109 |
| 2016 | 66 | 101 | 107 |
| 2017 | 59 | 37 | 88 |
| 2018 | 29 | 26 | 76 |

- Penn State's 2,664 rushing yards in 2018 were its most since rushing for 2,676 in 2008.

DEFENSE NOTES

LOW SCORING

- Penn State is second in scoring defense overall, allowing just 7.5 points per game to trail only Wisconsin (7.3 ppg).
- Penn State has not allowed a point in the first quarter this season and is one of three teams in the country yet to do so (Missouri, Oklahoma).
- Penn State is tied for second in FBS in third-quarter points allowed (0.75) and is second in second-half points allowed (2.5).
- At Maryland, the Nittany Lions posted their first shutout since the Georgia State game in 2017, first Big Ten shutout since 2016 (seventh overall in Big Ten play) and first of Maryland since 1970.
- It was also Penn State's largest road shutout since beating Fordham, 75-0, in 1947 and largest shutout in a Big Ten game.
- Dating back to last season, Penn State has held its last six regular season opponents to 13 points or less.
- Penn State has held eight of its last nine regular-season non-conference opponents to 14 points or less, dating back to 2017.

NOT GOING ANYWHERE

- Penn State is allowing just 68.0 yards rushing per game to rank seventh in FBS and third in the Big Ten.
- Penn State is allowing just 1.88 yards per rush to rank third in FBS and the Big Ten behind Wisconsin (1.71) and Michigan State (1.86).
- The 128 yards of total offense allowed at Maryland ranks second in a Big Ten game in program history behind the 87 yards allowed to Rutgers in 2016.
- It was the sixth time under James Franklin the Nittany Lions have given up less than 200 yards of total offense.
- The 68 passing yards allowed at Maryland are tied for the seventh-fewest given up by the Nittany Lions in a Big Ten game.
- The 10 first downs allowed at Maryland are the seventh-fewest allowed in a Big Ten game in program history.
- Penn State allowed just 24 rushing yards against Pitt, tied for the third-fewest given up by the Nittany Lions under James Franklin.
- Two of the four lowest rushing yard totals allowed under Franklin have been established this season, with 4 yards allowed to Idaho and 24 yards allowed to Pitt.
- The Nittany Lion defense held Idaho to just 4 rushing yards, the fewest since allowing 3 yards to UMass in 2014 and the second-fewest under Franklin.
- Penn State gave up just 145 yards of total offense to Idaho, which are the fewest since allowing 87 yards to Rutgers in 2016 and the second-lowest total under Franklin.

PRODUCTION FROM LINEBACKER U

- Starting linebackers **Jan Johnson** (22), **Micah Parsons** (22) and **Cam Brown** (21) lead the Nittany Lions in tackles.
- Johnson grabbed his second career interception on the first drive of the Maryland game (his other interception was also on a Friday night when he had a pick at Illinois last season) and recorded his first full sack and first career forced fumble against Pitt. The effort against Pitt also included six tackles and earned him a place on the Pro Football Focus National Team of the Week. **See Season Honors on Page 12**
- Parsons, who led Penn State with 83 tackles as a true freshman last season, has 105 tackles for his career.
- Brown was key in Penn State's win over Pitt, forcing a pair of throw-aways with his pressure on the quarterback as the Panthers ultimately came up empty despite first-and-goal at the 1 in the fourth quarter.

TAKEAWAYS

- Penn State has four takeaways this season to rank sixth in the Big Ten and 27th in FBS.
- Penn State's four interceptions rank sixth in the Big Ten and 49th in FBS. CB **John Reid** leads Penn State with two picks, while LB Jan Johnson and CB **Tariq Castro-Fields** added picks at Maryland.
- LB **Cam Brown** and CB **Keaton Ellis** have both recovered fumbles.

CAUSING CHAOS BEHIND THE LINE

- Penn State continues to rank near the top of the sacks and tackles for loss national rankings, ranking eighth with 3.75 sacks per game and third with 9.8 tackles for loss per game. **See National Nits on Page 9**
- DE **Yetur Gross-Matos** leads Penn State with 3.5 sacks to rank tied for 20th in FBS and third in the Big Ten with 0.88 per game, and 5.5 TFLs to rank 34th in FBS and seventh in the Big Ten.
- A total of 21 Nittany Lions have recored at least a half-tackle for loss.
- Penn State's leaders behind the line at Maryland were LB **Ellis Brooks**, who recorded a career-best 2.5 sacks - his first of the season, and freshman DE **Adisa Isaac**, who had a career-best 2.5 tackles for loss, including 1.5 sacks.
- Penn State posted double-digit tackles for loss in the first three games of the season (11 vs. Idaho; 10 vs. Buffalo; 10 vs. Pitt) for the first time since opening 2007 by accomplishing the feat in four consecutive games (10 vs. FIU; 10 vs. Notre Dame; 10 vs. Buffalo; 15 vs. Michigan).
- Penn State's 11.0 tackles for loss in the season opener against Idaho were the most since recording 15.0 vs. Maryland last year.
- Penn State's 7.0 sacks against Idaho were the most since notching 7.0 vs. Kent State last season.
- Penn State's 3.33 sacks per game over the last five years (2015-19) are the second most in FBS, trailing Clemson (3.38).
- Penn State's 190 sacks over the last five years (2015-19) are second only to Clemson (216) and Alabama (202), the teams that have won the last four National Championships.
- Over the last five years, Penn State's defense has cumulated a 9.3 percent sack percentage (190 sacks on 2,033 plays), which ranks third behind Clemson and Michigan.
- Penn State has posted four consecutive 40-plus sack seasons for the first time in program history after totaling 47 last season, 42 in 2017, 40 in 2016 and 46 in 2015.
- In 2018, Penn State led the country in sacks per game (3.62) and ranked fourth and led the Big Ten in tackles for loss (8.2) per game.

SOLID IN THE MIDDLE

- Penn State is not leaving early for halftime or returning late, boasting a plus-9.3 scoring differential in the middle eight minutes of the game that ranks fourth in FBS.
- Penn State owns a plus-7.0 scoring differential in the first four minutes of the second half, which ranks tied for first in FBS with Oklahoma.
- Penn State has not allowed a point in the first four minutes of the second half this season.

REID ALL ABOUT IT

- CB **John Reid** tallied an interception in each of the first two games this season.
- Reid's interception return for a touchdown against Buffalo was the first interception returned for a TD since Amani Oruwariye returned an interception 30 yards for a score against Kent State in 2016.
- It was Reid's first career touchdown and his seventh career interception.
- In the opener against Idaho, Reid had an interception and tallied the first full sack of his career, as he forced an intentional grounding penalty in the opening stanza.

CLASSROOM SUCCESS

DEGREES ON THE WALL



- Five student-athletes have earned six Penn State degrees already, while **Weston Carr** is a graduate transfer from Azusa Pacific who earned a degree in sociology.
- **Jan Johnson** earned an undergraduate degree in psychology in August 2018 and a master's in management and organizational leadership in May 2019. He is now working on a third degree in health policy and administration.
- **Nick Bowers** graduated with a degree in labor and employment relations in May 2019 and is now working on a second degree in health policy and administration.
- **Steven Gonzalez** graduated with a degree in history in December 2018 and is working on a second degree in rehabilitation and human services.
- **Garrett Taylor** graduated with a degree in advertising and public relations in December 2018 and is working on a second degree in telecommunications.
- **Robert Windsor** graduated with a degree in telecommunications in December 2017 and is working on a second degree in media studies.

CONTINUING ACADEMIC TRADITION

- Punter **Blake Gillikin** (kinesiology) leads the Nittany Lions in the classroom with a perfect cumulative 4.0 grade point average following the 2019 spring semester.
- Gillikin was one of 15 Penn State student-athletes to earn a 4.0 GPA last academic year.
- Gillikin claimed the Evan Pugh Scholar Award, given to those juniors and seniors who are in the upper 0.5 percent of their respective classes, in May 2018.
- Gillikin was presented with the President's Freshman Award, given annually to undergraduate degree candidates who have earned a 4.0 cumulative grade-point average based on at least 12 graded Penn State credits completed in their first semester of admission, in May 2017.
- Gillikin led seven Nittany Lion football players earning Big Ten Distinguished Scholar recognition for having a 3.7 or higher GPA for the 2018-19 academic year, contributing to a school-record 117 honorees across all sports. He was joined by **Dan Chisena** (security and risk analysis), **Nick Eury** (agribusiness management), **Cameron Pica** (finance), Charlie Shuman (management and organizational leadership), Jason Vranic (kinesiology) and Christopher Welde (mechanical engineering).
- Those seven were among 28 football student-athletes to earn All-Big Ten Academic honors following the 2018 fall semester.

14 2019 PENN STATE FOOTBALL

HAPPY VALLEY

HOME SWEET HOME

- With a 293-74 all-time record in Beaver Stadium, Penn State owns the seventh-best winning percentage (.798) in its current home venue amongst current FBS schools and leads the Big Ten. (*Minimum 25 games*)
- Only Alabama (.832) and Oklahoma (.813) have higher winning percentages in facilities older than Beaver Stadium.

| School | Stadium Name (Opened) | Rec | Win % |
|----------------------|---|---------------|-------------|
| 1. Alabama | Bryant-Denny Stadium (1929) | 269-53-3 | .832 |
| 2. Boise State | Albertsons Stadium (1970) | 268-56 | .827 |
| 3. Ga. Southern | Paulson Stadium (1984) | 193-41 | .825 |
| 4. Houston | TDECU Stadium (2014) | 28-6 | .824 |
| 5. Marshall | Joan C. Edwards Stadium (1991) | 161-35 | .821 |
| 6. Oklahoma | Gaylord Family-Oklahoma Memorial Stad. (1923) | 400-86-15 | .813 |
| 7. Penn State | Beaver Stadium (1960) | 293-74 | .798 |
| 8. Auburn | Jordan-Hare Stadium (1939) | 327-83-7 | .793 |
| 9. Ohio State | Ohio Stadium (1922) | 446-112-20 | .789 |
| 10. Tennessee | Neyland Stadium (1921) | 468-133-17 | .771 |

TOP 10 BEAVER STADIUM CROWDS

| Rk. | Attend. | Date | Result |
|-----|---------|----------------|------------------------------|
| 1. | 110,889 | Sept. 29, 2018 | Ohio State 27, Penn State 26 |
| 2. | 110,823 | Oct. 21, 2017 | Penn State 42, Michigan 13 |
| 3. | 110,753 | Sept. 14, 2002 | Penn State 40, Nebraska 7 |
| 4. | 110,134 | Oct. 27, 2007 | Ohio State 37, Penn State 17 |
| 5. | 110,078 | Sept. 8, 2007 | Penn State 31, Notre Dame 10 |
| 6. | 110,033 | Nov. 7, 2009 | Ohio State 24, Penn State 7 |
| 7. | 110,017 | Oct. 18, 2008 | Penn State 46, Michigan 17 |
| 8. | 110,007 | Oct. 14, 2006 | Michigan 17, Penn State 10 |
| 9. | 109,898 | Sept. 9, 2017 | Penn State 33, Pitt 14 |
| 10. | 109,865 | Nov. 5, 2005 | Penn State 35, Wisconsin 14 |

LARGEST CROWDS TO WATCH PENN STATE

| Rk. | Attend. | Date | Opponent, Stadium |
|-----|---------|----------------|----------------------------|
| 1. | 113,085 | Oct. 11, 2014 | Michigan, Michigan Stadium |
| 2. | 111,502 | Oct. 12, 2002 | Michigan, Michigan Stadium |
| 3. | 111,310 | Sept. 22, 2007 | Michigan, Michigan Stadium |
| 4. | 111,249 | Oct. 15, 2005 | Michigan, Michigan Stadium |
| 5. | 111,019 | Nov. 7, 1998 | Michigan, Michigan Stadium |
| 6. | 110,889 | Sept. 29, 2018 | Ohio State, Beaver Stadium |
| 7. | 110,823 | Oct. 21, 2017 | Michigan, Beaver Stadium |
| 8. | 110,803 | Nov. 11, 2000 | Michigan, Michigan Stadium |
| 9. | 110,753 | Sept. 14, 2002 | Nebraska, Beaver Stadium |
| 10. | 110,377 | Oct. 24, 2009 | Michigan, Michigan Stadium |

BEAVER STADIUM WINS 2019 ULTIMATE STADIUM BRACKET

- Beaver Stadium was the winner of For the Win/USA Today's 2019 Ultimate Stadium Bracket.
- The competition pitted venues from college football, college basketball, the NBA, NFL and Major League Baseball against each other in a bracket-style tournament with the winner of each round advancing based on fan votes.
- The home of the Nittany Lions topped Kansas' Allen Fieldhouse in the final, earning 78.64 percent of the vote (14,026 votes to 3,810). Beaver Stadium's route to the final included wins over LSU's Tiger Stadium, UCLA's Rose Bowl and the Atlanta Falcons' Mercedes Benz Stadium.

2019 GAME THEMES

- Purdue, October 5:** Homecoming; Generations of Greatness; Varsity 'S' Day; Faculty & Staff Day
- Michigan, October 19:** Penn State White Out
- Indiana, November 16:** Military Appreciation Day; Seats for Servicemembers; All-U Day
- Rutgers, November 30:** Senior Day; Penn State Parents & Families Tailgate; Educator Appreciation; Penn State Faculty/Staff Day

SPECIAL TEAMS NOTES

PINEGAR CLIMBING KICKING CHARTS

- K **Jake Pinegar** has converted 20 career field goals to rank 15th all-time at Penn State. Next on the list is Ray Tarasi (1986-89) with 27 career field goals.
- Pinegar has 79 career extra points to rank 11th in program history.
- Pinegar has hit 36-straight extra point attempts.

See Records Watch on Pages 23-25

STOUT LEG

- Junior transfer K **Jordan Stout** has made an impact with several booming kicks.
- Stout has 30 touchbacks to rank second in FBS, and they have come on 34 kickoffs to rank fifth in FBS with a 88.24 kickoff percentage.
- Stout had a streak of 26-straight touchbacks stopped at Maryland. It was the first kickoff return allowed by Penn State this season.
- Stout's 57-yard field goal late in the second quarter against Pitt broke the Penn State school record. The previous record was held by Chris Bahr, who booted three 55-yard field goals in 1975 at Temple, at Ohio State and at Syracuse.
- Stout's 57-yard field goal tied the Beaver Stadium record for longest field goal, equaling the mark established by Gary Homer of Ohio in 1973.
- Stout's 57-yard field goal is tied for the 12th-longest in Big Ten history, and it is the longest by a Big Ten kicker since Marshall Koehn of Iowa had a 57-yard boot vs. Pittsburgh in 2015.
- Stout is the first Penn State kicker to have multiple 50-yard field goals in a season since Kevin Kelly had two in 2008. Kelly's two kicks were 52 yards at Syracuse and 50 at Wisconsin.
- Stout had 12 touchbacks on 13 kickoffs vs. Idaho, which is the most at Penn State since the kickoff spot moved to the 35-yard line in 2011.
- Idaho was unable to return any of Stout's 13 kickoffs, as the lone kick to not go for a touchback was fair caught at the 2-yard line.
- Stout's 53-yard field goal against Idaho is tied for seventh-longest in Penn State history with Kevin Kelly (vs. Iowa, 2007) and Massimo Manca (vs. Notre Dame, 1985).
- Stout's 53-yard field goal at the time was the longest since Sam Ficken had a 54-yard field goal vs. Kent State in 2013 and the first 50-plus-yard field goal since Ficken converted a 50-yard kick vs. Temple in 2014.

PUNT BLOCKING

- Penn State has blocked three punts this season to lead FBS, blocking (2 vs. Idaho; 1 vs. Buffalo).
- Journey Brown** earned his first career block against Buffalo.
- Jonathan Sutherland** blocked two punts against Idaho for the first blocked punts of his career.
- The last time Penn State was credited with two blocked punts in the same game was against Louisiana Tech in 2000.
- Penn State was the only team to block two punts in the opening week.

PREMIER PUNTING

- P **Blake Gillikin** leads Penn State with a career average of 43.13 yards per punt.
- Gillikin has landed 77 career punts inside the 20.
- Gillikin has landed 39 career punts inside the 10.
- Gillikin has 45 career punts of 50 or more yards.

PINEGAR MATCHES EXTRA POINT RECORD

- K **Jake Pinegar** connected on all 10 extra point attempts against Idaho, which tied the Penn State record for extra points made and extra point attempts in a game. He equaled the mark set by Charles Atherton vs. Gettysburg in 1894 and Travis Forney vs. Akron in 1999.
- He also tied the program record for extra point percentage (min. 10 attempts) with Atherton and Forney.

See Records Watch on Pages 23-25

SEASON NOTES

COMING OFF A BYE

- Penn State was successful coming off its first bye week of the season (Sept. 21), earning a 59-0 win at Maryland.
- Penn State has another bye week Nov. 2.
- The last time Penn State had two bye weeks in a season was during the 2013 and 2014 seasons. The Nittany Lions went 0-4 following those bye weeks, coming up short against Indiana (Oct. 5) and Ohio State (Oct. 26) in 2013 and Michigan (Oct. 11) and Ohio State (Oct. 25) in 2014.
- Penn State has a 18-15 record after a bye week since starting Big Ten competition in 1993.

LIONS UNDER THE LIGHTS

- The 2019 season marks the 19th straight with at least one regular-season night game on the schedule and the 11th since 2000 with multiple night games in the same season.
- Penn State has won both of its night games this season, defeating Maryland, 59-0, (Sept. 27) and Buffalo, 45-13 (Sept. 7).
- Penn State is next scheduled to play at night at Iowa (Oct. 12) with a 7:30 p.m. kickoff.
- Game times for the final six games of the regular season have not been announced.
- Penn State's only losses in its last 12 night games are both to Ohio State.
- Penn State is 53-31 at night all-time. The figure breaks down to 15-10 at home, 26-14 on the road and 12-7 in neutral site games. Penn State is 1-1 at regular season neutral sites, 11-6 in bowl games and 1-0 in conference championship games.
- On Oct. 12, 2013, the Lions claimed the longest game in Big Ten history when they edged Michigan under the lights, 43-40, in four overtimes in front of a sellout Beaver Stadium crowd of 107,844 on Homecoming.

NON-CONFERENCE SUCCESS

- Penn State has won 10 consecutive games over non-conference opponents during the regular season, dating back to a win over Temple in 2016.
- The Nittany Lions have won 16-straight non-conference regular-season home games, dating back to a win over Kent State on Sept. 21, 2013.
- Under **James Franklin** (since 2014), Penn State is 18-2 against non-conference opposition during the regular season and 20-5 when including bowl games.

TAKING ON THE NEIGHBORS

- For the sixth consecutive year, Penn State is playing at least four FBS teams that are within a 250-mile drive (based on Google Maps from stadium to stadium).
- The Nittany Lions have won their last 14 consecutive against their neighbors.
- Since joining the Big Ten in 1993, Penn State is 53-4 against FBS teams within 250 miles.
- All-time, Penn State is 299-111-17 against its current FBS regional foes.

| Distance | Team | Last Played | Result |
|------------------|-------------------|-----------------------|-----------------|
| 139 Miles | Pittsburgh | Sept. 14, 2019 | W, 17-10 |
| 181 Miles | West Virginia | Oct. 24, 1992 | W, 40-26 |
| 198 Miles | Temple | Sept. 17, 2016 | W, 34-27 |
| 198 Miles | Navy | Sept. 15, 2012 | W, 34-7 |
| 199 Miles | Maryland | Sept. 27, 2019 | W, 59-0 |
| 204 Miles | Buffalo | Sept. 7, 2019 | W, 45-13 |
| 205 Miles | Kent State | Sept. 15, 2018 | W, 63-10 |
| 215 Miles | Akron | Sept. 2, 2017 | W, 52-0 |
| 224 Miles | Rutgers | Nov. 17, 2018 | W, 20-7 |
| 230 Miles | Syracuse | Aug. 31, 2013 | W, 23-17 |
| 250 Miles | Army | Oct. 3, 2015 | W, 20-14 |

Bold indicates 2019 opponent

HISTORIC SERIES

- Penn State has many long and storied series on the gridiron. The Nittany Lions have played 20 teams 20 or more times in the 133-year history of the program.
- Penn State owns a winning record against 16 of the 20 teams that it has met 20 or more times.
- Eight of the 20 teams are on the 2019 schedule, including Pitt (100 meetings), Maryland (42), Iowa (27), Michigan (21), Michigan State (33), Indiana (22), Ohio State (34) and Rutgers (28).
- Since 2012, Penn State has played or has a future meeting scheduled meeting with 13 of the 20 teams (all of the FBS teams except Navy). Those opponents include: Army (2015), Illinois (2014-15, '18, '21), Iowa (2016-21), Pitt (2016-19), Syracuse (2012), Temple (2014-16) and West Virginia (2023-24), while the Lions will meet yearly with Big Ten East Division opponents Indiana, Maryland, Michigan, Michigan State, Ohio State and Rutgers.
- Fifteen of the 20 programs are currently members of NCAA Division I FBS. Bucknell, Lehigh and Penn are in NCAA Division I FCS, while Gettysburg and Lebanon Valley are Division III programs.

| Team | Meetings | Record |
|------------------------|------------|----------------|
| Pitt | 100 | 53-43-4 |
| Syracuse | 71 | 43-23-5 |
| West Virginia | 59 | 48-9-2 |
| Penn | 47 | 18-25-4 |
| Temple | 45 | 40-4-1 |
| Maryland* | 43 | 40-2-1 |
| Bucknell | 38 | 28-10 |
| Navy | 38 | 19-17-2 |
| Ohio State* | 34 | 14-20 |
| Michigan State* | 33 | 15-17-1 |
| Gettysburg | 28 | 27-0-1 |
| Iowa* | 28 | 16-12 |
| Rutgers* | 29 | 27-2 |
| Army | 26 | 14-10-2 |
| Illinois* | 24 | 19-5 |
| Boston College | 24 | 20-4 |
| Lehigh | 23 | 16-6-1 |
| Indiana* | 22 | 21-1 |
| Michigan* | 22 | 8-14 |
| Lebanon Valley | 20 | 20-0 |

* - Current Big Ten team | * - Current Non-FBS university
Bold-2019 opponents

BIG PRESEASON HONORS

- DE **Yetur Gross-Matos** was among the 10 players named to the Big Ten preseason honors list, as selected by the conference's media members.
- Gross-Matos claimed first-team All-Big Ten honors from the conference's media last season. The junior finished second in the Big Ten and No. 12 in FBS with 1.5 tackles for loss per game in 2018. He was also eighth in the Big Ten and No. 47 nationally in sacks per game (0.62).

BIG TEN PRESEASON HONOREES

EAST DIVISION
 Joe Bachie, Sr., LB, MSU
 Kenny Willekes, Sr., DE, MSU
 J.K. Dobbins, Jr., RB, OSU
 Chase Young, Jr., DE, OSU
Yetur Gross-Matos, Jr., DE, PSU

WEST DIVISION
 A.J. Epenesa, Jr., DE, IOWA
 Adrian Martinez, So., QB, NEB
 Paddy Fisher, Jr., LB, NU
 Rondale Moore, So., WR, PUR
 Jonathan Taylor, Jr., RB, WIS

See Preseason Honors on Page 17

YOUTH AT THE HELM

- With QB **Sean Clifford** as the lone Nittany Lion QB on the roster to attempt a pass in a game entering the season, Penn State entered 2019 with the second-fewest returning passing attempts and completions in FBS:

Fewest Passing Attempts/Completions On Roster

| School | Att. | Comp. | TD |
|-------------------|----------|----------|----------|
| Auburn | 2 | 1 | 0 |
| Penn State | 7 | 5 | 2 |
| NC State | 7 | 8 | 0 |
| Boise State | 10 | 7 | 1 |
| Fresno State | 12 | 8 | 1 |
| Georgia Tech | 17 | 8 | 2 |
| Middle Tennessee | 21 | 9 | 0 |

HAMLER NAMED TO THREE WATCH LISTS

- WR **KJ Hamler** found his way on to three preseason watch lists: the Maxwell Award for national player of the year, the Paul Hornung Award for the most versatile player in major college football and the Biletnikoff Award for the nation's top wide receiver.
- The Maxwell Award, named in honor of Robert W. "Tiny" Maxwell, has been given to America's College Player of the Year since 1937. Maxwell's contributions to the game of football were extensive, including time as a player, a sportswriter and an official.
- The Biletnikoff Award annually recognizes the outstanding receiver in college football. Any player, regardless of position (wide receiver, tight end, slot back, and running back) who catches a pass is eligible for the award. As such, the Biletnikoff Award recognizes the outstanding receiver, not merely outstanding wide receiver.
- The Paul Hornung Award is presented by the Louisville Sports Commission to the most versatile player in major college football. Saquon Barkley won the honor in 2017 and Hamler was a finalist for the honor in 2018.
See Preseason Honors on Page 17

FREIERMUTH ON MACKAY LIST

- TE **Pat Freiermuth** was named to the Mackey Award watch list for the outstanding collegiate tight end.
- The Mackey Award is given annually to the most outstanding collegiate tight end. The award is named after NFL Hall of Fame member John Mackey, who is considered to be the best to have played the tight end position. Former Nittany Lion Mike Gesicki was a finalist for the honor in 2017.
See Preseason Honors on Page 17

MENET ON RIMINGTON LIST

- C **Michal Menet** earned a spot on the Rimington Trophy watch list for the nation's best center.
- The Rimington Trophy is given annually to the most outstanding center. The award is named for former University of Nebraska standout Dave Rimington and benefits the Boomer Esiason Foundation for cystic fibrosis.
- A.Q. Shipley is Penn State's lone Rimington Trophy winner in 2008.
See Preseason Honors on Page 17

GROSS-MATOS NAMED TO LOTT IMPACT AND HENDRICKS WATCH LIST

- In addition to the Nagurski watch list, DE **Yetur Gross-Matos** in on the Lott IMPACT and Ted Hendricks award watch lists.
- The Lott IMPACT Trophy honors the top defensive player in college football who makes the biggest impact for his team, both on and off the field. The award is given to a distinguished young man who represents the qualities embodied by Hall of Famer Ronnie Lott - Integrity, Maturity, Performance, Academics, Community and Tenacity.
- Penn State's Carl Nassib won the award in 2015.
- The Ted Hendricks Award is named in honor of college football's first three-time first-team All-American. It is in the spirit of Ted Hendricks' aggressive style of play, winning attitude and determination that the Defensive End of the Year Award for college football's premier defensive end is presented.
- Penn State's lone winner of the Hendricks Award is Carl Nassib in 2015, while Michael Haynes (2002), Tamba Hali (2005), Maurice Evans (2007) and Aaron Maybin (2008) were finalists for the honor.
See Preseason Honors on Page 17

COMMUNITY SERVICE

LIFT FOR LIFE A SUCCESS



- The 17th Annual Penn State Uplifting Athletes "Lift for Life" was another tremendous success. The fundraising total for the 2019 event was \$51,352, which will benefit Uplifting Athletes and its commitment to life skills development, patient focused programs and rare disease research.
- The 2018-19 fundraising total for the Penn State chapter currently sits at \$56,018, while the 17-year total is now nearly \$1.45 million.
- Fans can support Uplifting Athletes throughout the year by visiting upliftingathletes.org/donate or by sending a donation to Uplifting Athletes, 8 Atkinson Drive, PO Box 574, Doylestown, PA 18901. Please make checks payable to Uplifting Athletes and write Penn State Chapter in the memo section.
- The Penn State Lift for Life featured more than 100 members of the Nittany Lion football team and was held at Holuba Hall, with approximately 1,000 fans in attendance. The exhibition featured rotations of one-on-one battles in the tire flip, sled pull, bench press and farmer's hold, followed by tug of war competitions.
- The event included a kids clinic for the sixth year in a row, which was run by the Nittany Lion true freshmen and concluded with a team autograph session.
- Founded by Penn State Football teammates Scott Shirley, Dave Costlow and Damone Jones in 2003, Lift for Life has benefitted cancer research and the rare disease community.
- The 2019 Uplifting Athletes officers are: quarterback **Sean Clifford**, president; long snapper **Chris Stoll**, vice president; defensive tackle **Evan Presta**, treasurer; offensive lineman **Mike Miranda**, director of operations; safety **Justin Neff**, director of player logistics; long snapper **Joe Calcagno**, secretary.

LIONS BRING SMILES TO HERSHEY



- For the sixth consecutive year, Penn State football again took an afternoon off from summer workouts and boarded buses headed to the Penn State Hershey Children's Hospital. A special visit that has now become an annual event, it's a day nearly every Nittany Lion looks forward to in the offseason.
- Upon stepping off the buses, the Penn State energy is palpable as the team is greeted by smiling hospital staffers before splitting into small groups. While some groups spread out to visit individual families in their rooms, members of the team also passed through a high-five tunnel into the Tree House Cafe.
- Surrounding families and patients with smiles, the Nittany Lions spent the afternoon simply spending time and having fun.

16 2019 PENN STATE FOOTBALL

FUTURE SCHEDULES

2020 Schedule

Sept. 5 NEVADA
 Sept. 12 at Virginia Tech
 Sept. 19 SAN JOSE STATE
 Sept. 26 NORTHWESTERN*
 Oct. 3 at Michigan*
 Oct. 10 Open
 Oct. 17 IOWA*
 Oct. 24 OHIO STATE*
 Oct. 31 at Indiana*
 Nov. 7 at Nebraska*
 Nov. 14 MICHIGAN STATE*
 Nov. 21 MARYLAND*
 Nov. 28 at Rutgers*
 Dec. 5 BIG Championship*

2021 Schedule

Sept. 4 at Wisconsin*
 Sept. 11 BALL STATE
 Sept. 18 AUBURN
 Sept. 25 VILLANOVA
 Oct. 2 Open
 Oct. 9 at Iowa*
 Oct. 16 ILLINOIS*
 Oct. 23 at Michigan State*
 Oct. 30 INDIANA*
 Nov. 6 at Maryland*
 Nov. 13 MICHIGAN*
 Nov. 20 at Ohio State*
 Nov. 27 RUTGERS*
 Dec. 4 BIG Championship*

2022 Schedule

Sept. 3 at Purdue*
 Sept. 10 Ohio
 Sept. 17 at Auburn
 Sept. 24 CENTRAL MICHIGAN
 Oct. 1 OHIO STATE*
 Oct. 8 at Michigan*
 Oct. 15 ILLINOIS*
 Oct. 22 Open
 Oct. 29 MICHIGAN STATE*
 Nov. 5 at Indiana*
 Nov. 12 MARYLAND*
 Nov. 19 MINNESOTA*
 Nov. 26 at Rutgers*
 Dec. 3 BIG Championship*

2023 Schedule

Sept. 2 West Virginia
 Sept. 9 DELAWARE
 Sept. 16 at Illinois*
 Sept. 23 at Northwestern*
 Sept. 30 Open
 Oct. 7 Indiana*
 Oct. 14 at Michigan State*
 Oct. 21 at Ohio State*
 Oct. 28 IOWA*
 Nov. 4 MICHIGAN*
 Nov. 11 UMass
 Nov. 18 RUTGERS*
 Nov. 25 at Maryland*
 Dec. 2 BIG Championship*

2024 Schedule

Aug. 31 at West Virginia
 Sept. 7 BOWLING GREEN
 Sept. 14 at Rutgers*
 Sept. 21 Open
 Sept. 28 Open
 Oct. 5 MARYLAND*
 Oct. 12 ILLINOIS*
 Oct. 19 at Wisconsin*
 Oct. 26 NEBRASKA*
 Nov. 2 Open
 Nov. 9 OHIO STATE*
 Nov. 16 at Michigan*
 Nov. 23 at Indiana*
 Nov. 30 MICHIGAN STATE*
 Dec. 7 BIG Championship*

One non-conference game to be scheduled

2025 Schedule

Sept. 6 Virginia Tech
 Sept. 13 Open
 Sept. 20 Rutgers*
 Sept. 27 at Illinois*
 Oct. 4 Purdue*
 Oct. 11 Open
 Oct. 18 at Maryland*
 Oct. 25 at Minnesota*
 Nov. 1 Indiana*
 Nov. 8 Open
 Nov. 15 at Ohio State*
 Nov. 22 Michigan*
 Nov. 29 at Michigan State*
 Dec. 6 BIG Championship*

Two non-conference games to be scheduled

2020 Blue-White Game

April 18, 2020

Future Non-Conference Games

Sept. 12, 2026 Temple
 Sept. 11, 2027 DELAWARE
 Sept. 18, 2027 TEMPLE

* Big Ten Game

^ Lucas Oil Stadium;

Indianapolis

& TBA

Schedule subject to change

THREE NAMED TO NAGURSKI LIST

- DT **Robert Windsor**, who also earned a berth on the Outland Trophy watch list for the nation's top interior lineman, DE **Yetur Gross-Matos** and LB **Micah Parsons** were all selected to the Bronko Nagurski Trophy watch list for the nation's top defensive player.
- The Bronko Nagurski Trophy is given yearly to the National Defensive Player of the Year. The award is named for legendary two-way player from the University of Minnesota, Bronko Nagurski, who dominated college football then became a star for the Chicago Bears in the 1930s.
- Penn State has never won a Nagurski Trophy, but has had five finalists, most recently Carl Nassib in 2015.
- The Outland Trophy is named after the late John Outland, an All-America lineman at Penn at the turn of the 20th century and is given to the nation's top interior lineman (offensive or defensive).
- Penn State defensive tackle Mike Reid won the Outland Trophy in 1969 and All-America defensive tackle Devon Still was the most recent Nittany Lion finalist, in 2011. **See Preseason Honors on Page 17**

LINEBACKER U ON BUTKUS LIST

- LBs **Cam Brown** and **Micah Parsons** both earned a spot on the Butkus Award watch list for the nation's top linebacker.
- The award, named in honor of legendary linebacker Dick Butkus, annually recognizes the nation's top collegiate linebacker.
- Brown and Parsons will be vying to become the first Nittany Lion to earn the honor since Paul Posluszny in 2005. LaVar Arrington also won the award in 1999, and five have previously been named finalists: Shane Conlan (1986), Andre Collins (1989), Brandon Short (1999), Posluszny (2006) and Dan Connor (2007). **See Preseason Honors on Page 17**

GILLIKIN NAMED TO RAY GUY WATCH LIST

- P **Blake Gillikin** landed on the Ray Guy Award watch list for the nation's top punter.
- The Augusta Sports Council created the Ray Guy Award in 2000 to honor Thomson, Georgia, native and College and Pro Football Hall of Fame inductee, Ray Guy. Among the statistics used to identify the winner is net punting average, number of times punt is downed or kicked out of bounds inside the opponents 20-yard line, total yardage punted, average returned yardage and percentage of punts not returned with particular emphasis placed on net punting average.
- The winner must display team leadership, self-discipline and have a positive impact.

COMING AND GOING

- Penn State returns 37 lettermen from last year's Top 25 squad - 13 on offense, 21 on defense and three on special teams.
- The Nittany Lions lost the services of 31 lettermen - 15 on offense, 15 on defense and one specialist.
- The Nittany Lions return 14 starters - five on offense, six on defense and three on special teams.
- Eleven additional Penn Staters have starting experience - five on offense, five on defense and one specialist.

2019 TEAM CAPTAINS NAMED

- Head coach **James Franklin** announced seniors **Cam Brown**, **Blake Gillikin**, **Jan Johnson** and **Garrett Taylor**, junior **Michal Menet** and sophomores **Sean Clifford**, **Pat Freiermuth** and **Jonathan Sutherland** have been voted as team captains for the 2019 season by their teammates.
- Gillikin is a team captain for a second-straight season.

NUMBER AND POSITION CHANGES

- Eight Nittany Lions are wearing new numbers in 2019: **Judge Culpepper (77)**, **PJ Mustipher (97)**, **Journey Brown (4)**, **Daniel George (11)**, **C.J. Holmes (48)**, **Grayson Kline (17)**, **Will Levis (7)** and **Ricky Slade (3)**. In addition, **Donovan Johnson** returns to No. 3 this season after wearing No. 2 in 2018.
- Sophomore **C.J. Thorpe** returns to the offensive line after spending much of the 2018 season on the defensive line.
- In addition, **Grayson Kline** moved from quarterback to tight end/h-back and **C.J. Holmes** switched sides of the ball, moving from running back to safety.

PENN STATE DEBUTS UNRIVALED PODCAST & POSTGAME SHOW

- Penn State continues to give fans exclusive access with the introduction of a weekly podcast and a postgame show.
- Penn State's Mitch Gerber is hosting "Unrivaled: The Official Podcast of Penn State Football," which is a medium dedicated to providing fans with exclusive interviews focused on stories outside of football and an all-access look into one of the nation's premier college programs.
- New episodes will be available weekly on GoPSUsports.com, Apple Podcasts, Spotify, Google Podcasts, Stitcher, Pocket Casts and TuneIn with others to come.
- Former Penn State and NFL quarterback Matt McGloin will join Gerber as a co-host on "Unrivaled: The Official Postgame Show of Penn State Football," which will be available following home games on Facebook Live and LionVision on GoPSUsports.com.
- Gerber and McGloin will speak with head coach James Franklin and select players to breakdown the game.

FAMILY AFFAIR

- Penn Staters know that it is very common for generations of families to all attend Penn State. For a fortunate few, immediate family members are also able to follow in a brother, father or grandfather's footsteps on the Penn State football team.
- Three sons of Penn State lettermen are on the 2019 team.

| | |
|-------------------------|--------------------|
| Father (Letters) | Son (Class) |
| Brian Chizmar (1986-89) | Max Chizmar (So.) |
| Bruce Ellis (1973-76) | Keaton Ellis (Fr.) |
| Chris Thorpe (1988) | C.J. Thorpe (So.) |
- Four pairs of brothers are currently represented.

| | |
|------------------------------|------------------------|
| Older (Letters/Class) | Younger (Class) |
| Billy Fessler (2017) | Henry Fessler (R-Fr.) |
| Kyle Vasey (2018) | Dan Vasey (So.) |
| Adam DeBoef (2017) | Collin DeBoef (R-Fr.) |
| Christian Kuntz (2012) | Zack Kuntz (R-Fr.) |
- QB **Michael Shuster** is the grandson of Dick Hoak (1958-60), who was a running back at Penn State.

EIGHT BOWL TEAMS HIGHLIGHT SCHEDULE

- The Nittany Lions will face eight teams that participated in a bowl game during the 2018 campaign.
- Three of Penn State's 2019 opponents won their respective conference divisions last season.
- Buffalo won the MAC East Division title and lost to Troy in the Dollar General Bowl (42-32).
- Pittsburgh won the ACC Coastal Division crown and lost to Stanford in the Hyundai Sun Bowl (14-13).
- Ohio State won the Big Ten East Division and went on to defeat Northwestern in the Big Ten Championship Game (45-24). The Buckeyes defeated No. 9 Washington in the Rose Bowl (28-23).
- Iowa defeated No. 18 Mississippi State in the Outback Bowl (27-22), while Minnesota defeated Georgia Tech in the Quick Lane Bowl (34-10).
- Michigan lost to No. 10 Florida in the Chick-fil-A Peach Bowl (41-15), Michigan State lost to Oregon in the Redbox Bowl (7-6) and Purdue lost the Franklin American Mortgage Music City Bowl to Auburn (63-14).

OVERTIME OVER TIME

- College football introduced overtime during the bowl season in 1995 and adopted it for regular season games in 1996.
- Since then, Penn State has played 13 overtime games, including six over the 2012-14 seasons. Nine of the 13 overtime tilts have come at home, two in true road games, one in the 2006 Orange Bowl and one in the 2014 Pinstripe Bowl.
- Penn State is 8-5 all-time in overtime games, with a 5-4 record at Beaver Stadium, 1-1 mark in true road games and 2-0 ledger at a neutral site.
- Penn State has won three-straight overtime games under James Franklin. It's the longest streak of overtime wins since winning five-straight from 2006 to 2013
- Penn State went into overtime in a season opener for the first time, opening the 2018 season with a 45-38 OT-win over Appalachian State. It was the seventh overtime game at Beaver Stadium since the start of the 2012 season. Penn State is 5-2 in those games.
- The 2018 overtime game was the first since Penn State defeated Minnesota, 29-26, on Oct. 1, 2016. After Minnesota kicked a field goal on its first possession, Saquon Barkley rushed 25 yards for a touchdown on the Nittany Lions first offensive play.
- Penn State's first two overtime contests came vs. Iowa in 2000 and 2002 at home. The Nittany Lions dropped their first three contests that went to the extra period, but won five straight overtime contests before falling to Nebraska on Nov. 23, 2013.
- Penn State's all-time overtime games:

| Date | Opponent | Score |
|----------|--------------------------------------|----------|
| 11/4/00 | IOWA (2OT) | L, 23-26 |
| 9/28/02 | IOWA | L, 35-42 |
| 10/12/02 | at Michigan | L, 24-27 |
| 1/3/06 | vs. Florida State (3OT) ¹ | W, 26-23 |
| 10/7/06 | at Minnesota | W, 28-27 |
| 11/24/12 | WISCONSIN | W, 24-21 |
| 10/12/13 | MICHIGAN (4OT) | W, 43-40 |
| 11/2/13 | ILLINOIS | W, 24-17 |
| 11/23/13 | NEBRASKA | L, 20-23 |
| 10/25/14 | OHIO STATE (2OT) | L, 24-31 |
| 12/27/14 | vs. Boston College ² | W, 31-30 |
| 10/2/16 | MINNESOTA | W, 29-26 |
| 9/1/18 | APPALACHIAN STATE | W, 45-38 |

1 - Orange Bowl, 2 - Pinstripe Bowl

THREE ON COLLEGE HOF BALLOT

- First-team All-Americans Jeff Hartings and Steve Wisniewski have been selected as a part of the national ballot for the National Football Foundation's College Hall of Fame's Class of 2020.
- A total of 76 players and five coaches from FBS are on the 2020 ballot.
- To be eligible for the Hall of Fame ballot, players must have been named a first-team All-America by a major/national selector as recognized and utilized by the NCAA for their consensus All-America teams; played their last year of intercollegiate football at least 10 years prior to nomination; played within the last 50 years and cannot be currently playing professional football. Once nominated for consideration, all player candidates are submitted to one of eight District Screening Committees, which conducts a vote to determine who will appear on the ballot and represent their respective districts.
- The pair of standouts were instrumental in helping Penn State post undefeated and championship seasons have an opportunity to join 19 former Nittany Lion players and five Penn State coaches who have been inducted into the Hall.
- Also on the Hall of Fame ballot is former Nittany Lion student-athlete Glenn Killinger, who is among the candidates for the divisional coach Class of 2019. Killinger was inducted into the Hall of Fame as a player in 1966.
- The announcement of the 2020 Class will be made in January 2020 in the days leading up to the College Football Playoff (CFP) National Championship in New Orleans.
- Hartings excelled on the field and in the classroom for the Nittany Lions, claiming first-team CoSIDA Academic All-America honors and six first-team All-America accolades during his career. In 1995, he was an NFF Hall of Fame Scholar-Athlete team honoree and Rotary Lombardi Trophy semifinalist. The native of St. Henry, Ohio was the keystone of the offensive line that helped the 1994 offense break 14 school season records and seven Big Ten season marks.
- Hartings was a three-time All-Big Ten first team selection and a three-time Academic All-Big Ten choice in his career. He earned first-team All-America honors from the Associated Press and Walter Camp in 1994 and followed that up by collecting first-team All-America honors from UPI, AFCA, Sporting News and Walter Camp.
- Hartings was selected with the 23rd overall pick of the 1996 NFL Draft by the Detroit Lions. He played 11 seasons in the NFL with the Lions and Pittsburgh Steelers. He was a three-time All-Pro selection, two-time Pro Bowl pick and member of the 1996 NFL All-Rookie Team.
- Wisniewski was a three-year starter at guard for the Nittany Lions who would go on to become an All-Pro lineman in the NFL. He was one of two sophomores to start on the 1986 National Championship team and he opened holes for two first-team All-America running backs, Blair Thomas (1987) and D.J. Dozier (1986). One of just four Penn State offensive linemen to earn a pair of first-team All-America honors, he was recognized in 1988 by the American Football Coaches (AFCA) and repeated All-America accolades from Sporting News. A 1988 team captain, Wisniewski is one of just two offensive linemen to earn Penn State's team MVP honor since its creation in 1978.
- From Westfield High School in Houston, Wisniewski was the first pick in the second round of the 1989 NFL Draft by the Dallas Cowboys, who immediately traded his rights to the Los Angeles Raiders. Wisniewski was a mainstay for the Raiders from 1989-2001, starting the final 175 games of his career. He was selected to the Pro Bowl eight times, with six first-team All-Pro selections. He was elected a Raiders team captain seven times, was named to the NFL's All-Decade Team for the 1990's and to Oakland's 50-Year All-Raider Team. Wisniewski missed only two of a possible 208 career games.
- From Harrisburg, Killinger was a Walter Camp All-American at quarterback for the Nittany Lions in 1921. He coached at Dickinson (1922), Rensselaer (1927-32), Moravian (1933) and West Chester (1934-41, 45-59). Killinger is the winningest coach in West Chester history and is a member of the Pennsylvania Sports Hall of Fame. He died in 1988.

PRESEASON HONORS

CAM BROWN, LINEBACKER

Butkus Award Preseason Watch List (Top LB)
Phil Steele's All-Big Ten 3rd team

JAMES FRANKLIN, HEAD COACH

Bobby Dodd Trophy Watch List (Top Coach)

PAT FREIERMUTH, TIGHT END

Mackey Award Watch List (Top TE)
Athlon All-Big Ten 1st team
Phil Steele's All-Big Ten 2nd team

WILL FRIES, OFFENSIVE LINE

Lindy's All-Big Ten 3rd team

BLAKE GILLIKIN, PUNTER

Allstate AFCA Good Works Team Nominee
Ray Guy Award Watch List (Top P)

STEVEN GONZALEZ, OFFENSIVE LINE

Athlon All-Big Ten 3rd team
Phil Steele's All-Big Ten 2nd team

YETUR GROSS-MATOS, DEFENSIVE END

Watch Lists

Nagurski Trophy (Defensive Player of the Year)
Bednarik Award (Defensive Player of the Year)
Lott IMPACT Trophy (Defensive Player of the Year on/off field)
Hendricks Award (Top DE)
Preseason All-America
Athlon All-America 2nd team
Phil Steele's All-America 4th Team
Preseason All-Conference
Athlon All-Big Ten 1st team
Lindy's All-Big Ten 2nd team
Phil Steele's All-Big Ten 1st team

KJ HAMLER, WIDE RECEIVER

Watch Lists

Maxwell Award (National Player of the Year)
Biletnikoff Award (Top WR)
Paul Hornung Award (Most Versatile)
Preseason All-Conference
Athlon All-Big Ten 2nd team (KR)
Athlon All-Big Ten 2nd team (WR)
Lindy's All-Big Ten 3rd team (AP)
Phil Steele's All-Big Ten 3rd team (WR)

MICHAL MENET, OFFENSIVE LINE

Rimington Watch List (Top C)
Athlon All-Big Ten 3rd team
Phil Steele's All-Big Ten 4th team

MICAH PARSONS, LINEBACKER

Watch Lists

Nagurski Trophy (Defensive Player of the Year)
Butkus Award Preseason Watch List (Top LB)
Preseason All-America
Lindy's All-America 1st team
Phil Steele's All-America 4th Team
Preseason All-Conference
Athlon All-Big Ten 2nd team
Lindy's All-Big Ten 1st team
Phil Steele's All-Big Ten 1st team

JOHN REID, CORNERBACK

Athlon All-Big Ten 3rd team
Lindy's All-Big Ten 2nd team
Phil Steele's All-Big Ten 3rd team

RICKY SLADE, RUNNING BACK

Phil Steele's All-Big Ten 3rd team

ROBERT WINDSOR, DEFENSIVE TACKLE

Watch Lists

Nagurski Trophy (Defensive Player of the Year)
Outland Trophy (Top Interior Lineman)
Preseason All-Conference
Athlon All-Big Ten 2nd team
Phil Steele's All-Big Ten 2nd team

18 2019 PENN STATE FOOTBALL

DEPTH CHART

OFFENSE

Wide Receiver

| | | |
|----|---------------------|-------------------|
| 6 | Shorter, Justin | So./Fr., 6-4, 235 |
| 11 | George, Daniel | So./Fr., 6-2, 220 |
| 81 | Sullivan-Brown, Cam | Jr./So., 6-0, 194 |

Tight End

| | | |
|----|------------------|-------------------|
| 87 | Freiermuth, Pat | So./So., 6-5, 256 |
| 83 | Bowers, Nick | Gr./Sr., 6-4, 260 |
| 82 | Kuntz, Zack | So./Fr., 6-7, 243 |
| 86 | Strange, Brenton | Fr./Fr., 6-3, 233 |

Left Tackle

| | | |
|----|-----------------|-------------------|
| 53 | Walker, Rasheed | So./Fr., 6-6, 324 |
| 75 | Holmes, Des | Jr./So., 6-5, 315 |
| 72 | Effner, Bryce | So./Fr., 6-5, 297 |

Left Guard

| | | |
|----|------------------|-------------------|
| 74 | Gonzalez, Steven | Gr./Sr., 6-4, 341 |
| 73 | Miranda, Mike | Jr./So., 6-3, 295 |
| 72 | Effner, Bryce | So./Fr., 6-5, 297 |

Center

| | | |
|----|---------------|-------------------|
| 62 | Menet, Michal | Sr./Jr., 6-4, 313 |
| 73 | Miranda, Mike | Jr./So., 6-3, 295 |
| 68 | Kelly, Hunter | Sr./Jr., 6-2, 309 |

Right Guard

| | | |
|----|-----------------|-----------------------------|
| 73 | Miranda, Mike | Jr./So., 6-3, 295 OR |
| 69 | Thorpe, C.J. | Jr./So., 6-3, 322 |
| 55 | Whigan, Anthony | Jr./Jr., 6-4, 301 |

Right Tackle

| | | |
|----|-----------------|-------------------|
| 71 | Fries, Will | Sr./Jr., 6-6, 313 |
| 75 | Holmes, Des | Jr./So., 6-5, 315 |
| 79 | Wallace, Caedan | Fr./Fr., 6-5, 333 |

Wide Receiver

| | | |
|----|-------------------|--------------------|
| 1 | Hamler, KJ | Jr./So., 5-9, 176 |
| 12 | Hippenhammer, Mac | Jr./So., 5-11, 182 |
| 23 | Carr, Weston | Gr./Sr., 6-2, 202 |

Wide Receiver

| | | |
|----|---------------|--------------------|
| 5 | Dotson, Jahan | So./So., 5-11, 175 |
| 88 | Chisena, Dan | 5th/Sr., 6-3, 202 |
| 23 | Carr, Weston | Gr./Sr., 6-2, 202 |

Quarterback

| | | |
|----|----------------------|------------------------------|
| 14 | Clifford, Sean | Jr./So., 6-2, 216 |
| 7 | Levis, Will | So./Fr., 6-3, 229 |
| 9 | Roberson, Ta'Quan | Fr./Fr., 5-11, 192 OR |
| 13 | Johnson Jr., Michael | Fr./Fr., 6-2, 199 |

Running Back

| | | |
|----|----------------|------------------------------|
| 4 | Brown, Journey | Jr./So., 5-11, 206 OR |
| 3 | Slade, Ricky | So./So., 5-9, 198 OR |
| 21 | Cain, Noah | Fr./Fr., 5-10, 206 OR |
| 28 | Ford, Devyn | Fr./Fr., 5-11, 194 |

DEFENSE

Defensive End

| | | |
|----|--------------|-------------------|
| 18 | Toney, Shaka | Sr./Jr., 6-3, 243 |
| 28 | Oweh, Jayson | So./Fr., 6-5, 255 |
| 20 | Isaac, Adisa | Fr./Fr., 6-4, 241 |

Defensive Tackle

| | | |
|----|-----------------|-------------------|
| 54 | Windsor, Robert | Gr./Sr., 6-4, 285 |
| 53 | Hansard, Fred | Jr./So., 6-3, 316 |
| 90 | Barber, Damion | Jr./So., 6-3, 290 |

Defensive Tackle

| | | |
|----|------------------|-------------------|
| 55 | Shelton, Antonio | Sr./Jr., 6-2, 311 |
| 97 | Mustipher, PJ | So./So., 6-4, 311 |
| 77 | Culpepper, Judge | So./Fr., 6-4, 284 |

Defensive End

| | | |
|----|--------------------|-------------------|
| 99 | Gross-Matos, Yetur | Jr./Jr., 6-5, 264 |
| 34 | Simmons, Shane | So./Jr., 6-3, 259 |
| 49 | Joseph, Daniel | Sr./Jr., 6-3, 260 |

Outside Linebacker

| | | |
|----|----------------|-------------------|
| 11 | Parsons, Micah | So./So., 6-3, 245 |
| 40 | Luketa, Jesse | So./So., 6-3, 247 |
| 10 | Dixon, Lance | Fr./Fr., 6-2, 213 |

Middle Linebacker

| | | |
|----|---------------|-------------------|
| 36 | Johnson, Jan | Gr./Sr., 6-2, 231 |
| 13 | Brooks, Ellis | Jr./So., 6-1, 234 |
| 40 | Luketa, Jesse | So./So., 6-3, 247 |

Outside Linebacker

| | | |
|----|------------------|-----------------------------|
| 6 | Brown, Cam | Sr./Sr., 6-5, 233 |
| 12 | Smith, Brandon | Fr./Fr., 6-3, 240 OR |
| 45 | Katshir, Charlie | So./Fr., 6-3, 229 |

Cornerback

| | | |
|---|----------------------|--------------------|
| 5 | Castro-Fields, Tariq | Jr./Jr., 6-0, 197 |
| 2 | Ellis, Keaton | Fr./Fr., 5-11, 190 |
| 3 | Johnson, Donovan | Jr./So., 5-9, 185 |

Safety

| | | |
|----|----------------------|--------------------|
| 17 | Taylor, Garrett | Gr./Sr., 6-0, 198 |
| 26 | Sutherland, Jonathan | Jr./So., 5-11, 201 |
| 48 | Holmes, C.J. | Jr./So., 6-0, 216 |

Safety

| | | |
|----|-----------------|--------------------|
| 38 | Wade, Lamont | Jr./Jr., 5-9, 199 |
| 7 | Brisker, Jaquan | Jr./Jr., 6-1, 210 |
| 37 | Hartlaub, Drew | Jr./So., 5-11, 183 |

Cornerback

| | | |
|----|------------------|--------------------|
| 29 | Reid, John | 5th/Sr., 5-10, 181 |
| 19 | Gordon, Trent | So./Fr., 5-11, 188 |
| 9 | Porter Jr., Joey | Fr./Fr., 6-2, 180 |

SPECIAL TEAMS

Punter

| | | |
|----|-----------------|-------------------|
| 93 | Gillikin, Blake | Sr./Sr., 6-2, 196 |
| 98 | Stout, Jordan | Jr./So., 6-3, 205 |
| 98 | King, Bradley | So./So., 6-2, 199 |

Kicker Field Goal

| | | |
|----|---------------|-------------------|
| 92 | Pinegar, Jake | So./So., 6-2, 195 |
| 98 | Stout, Jordan | Jr./So., 6-3, 205 |
| 90 | Checa, Rafael | So./So., 6-2, 201 |

Kicker Kickoff

| | | |
|----|---------------|-------------------|
| 98 | Stout, Jordan | Jr./So., 6-3, 205 |
| 92 | Pinegar, Jake | So./So., 6-2, 195 |
| 90 | Checa, Rafael | So./So., 6-2, 201 |

Holder

| | | |
|----|------------------|-------------------|
| 93 | Gillikin, Blake | Sr./Sr., 6-2, 196 |
| 15 | Shuster, Michael | Jr./Jr., 6-2, 210 |
| 98 | King, Bradley | So./So., 6-2, 199 |

Long Snapper

| | | |
|----|------------------|-------------------|
| 91 | Stoll, Chris | Jr./So., 6-2, 245 |
| 94 | Calcagno, Joe | Jr./So., 6-0, 279 |
| 42 | Sullivan, Austin | Fr./Fr., 6-2, 237 |

Kickoff Returners

| | | |
|---|----------------|--------------------|
| 1 | Hamler, KJ | Jr./So., 5-9, 176 |
| 4 | Brown, Journey | Jr./So., 5-11, 206 |
| 3 | Slade, Ricky | So./So., 5-9, 198 |

Punt Returners

| | | |
|----|---------------|--------------------|
| 1 | Hamler, KJ | Jr./So., 5-9, 176 |
| 5 | Dotson, Jahan | So./So., 5-11, 175 |
| 29 | Reid, John | 5th/Sr., 5-10, 181 |

PRONUNCIATIONS

| | |
|---------------------|-------------------------|
| Nana Asiedu | Nah-Nah AH-suh-do |
| Joe Calcagno | Joe CAL-kag-no |
| Tariq Castro-Fields | TUH-reek Castro-Fields |
| Dan Chisena | Dan chiss-n-uh |
| Joseph Darkwa | Joseph Dark-wha |
| Jahan Dotson | JUH-han DOT-son |
| Dvon Ellies | Duh-von L-ees |
| Devyn Ford | Dev-in Ford |
| Pat Freiermuth | Pat fryer-mewth |
| Will Fries | Will FRY-z |
| Yetur Gross-Matos | YEE-tore Gross-Mah-tose |
| Fred Hansard | Hann-SARD |
| Daequan Hardy | DAY-kwan hardy |
| Drew Hartlaub | Drew heart-lob |
| Aeneas Hawkins | ah-knee-iss HAWK-ins |
| Adisa Isaac | Uh-dee-suh Isaac |
| Charlie Katshir | Charlie catch-sure |
| Zack Kuntz | Zack KOON-ts |
| Will Levis | Will lev-iss |
| Jesse Luketa | Jesse LUKE-ket-uh |
| Michael Menet | Michael men-NET |
| Jayson Oweh | Jason Oh-way |
| Jake Pinegar | Jake pin-ah-grrr |
| Ta'Quan Roberson | TAY-kwan Roberson |
| Dan Vasey | Dan VAY-see |
| Caedan Wallace | KAY-den Wallace |
| Anthony Whigan | Anthony wig-en |

Coaches

| | |
|----------------|----------------|
| Ricky Rahne | Ricky Ronnie |
| Ja'Juan Seider | JAY-juan cider |
| Gerard Parker | JAIR-ed |

ASSISTANT COACHES



Brent Pry
Defensive Coord./
LBs
Field




Ricky Rahne
Offensive Coord./
QBs
Booth



Joe Lorig
Special Teams Coord./
Defensive Asst.
Field



Tim Banks
Co-Def. Coord./
Safeties
Booth



Tyler Bowen
Tight Ends
Booth



Matt Limegrover
Run Game Coord./
OL
Field



Gerard Parker
Wide Receivers
Field



Ja'Juan Seider
Running Backs
Field



Terry M. Smith
Asst. Head Coach/
CBs
Field



Sean Spencer
Assoc. Head Coach/
Run Game Coord./DL
Field

NUMERICAL ROSTER (1-50)

| NO. | NAME | POS. | CL./EL. | HT. | WT. | HIGH SCHOOL/COACH | HOMETOWN |
|-----|-------------------------|------|---------|------|-----|---|---------------------------------|
| 1 | Hamler, KJ * | WR | Jr./So. | 5-9 | 176 | IMG Academy (Fla.)/Kevin Wright | Pontiac, Mich. |
| 2 | Ellis, Keaton | CB | Fr./Fr. | 5-11 | 190 | State College Area/Matt Lintal | State College, Pa. |
| 3 | Johnson, Donovan * | CB | Jr./So. | 5-9 | 185 | Cass Tech/Thomas Wilcher | Detroit, Mich. |
| 3 | Slade, Ricky * | RB | So./So. | 5-9 | 198 | C.D. Hylton/Tony Lilly | Woodbridge, Va. |
| 4 | Brown, Journey | RB | Jr./So. | 5-11 | 206 | Meadville/Ray Collins | Meadville, Pa. |
| 5 | Castro-Fields, Tariq ** | CB | Jr./Jr. | 6-0 | 197 | Riverdale Baptist School/Caesar Nettles | Upper Marlboro, Md. |
| 5 | Dotson, Jahan * | WR | So./So. | 5-11 | 175 | Nazareth Area/Tom Falzone | Nazareth, Pa. |
| 6 | Brown, Cam *** | LB | Sr./Sr. | 6-5 | 233 | The Bullis School/Patrick Cilentio | Burtonsville, Md. |
| 6 | Shorter, Justin | WR | So./Fr. | 6-4 | 235 | South Brunswick/Joe Goerge | Monmouth Junction, N.J. |
| 7 | Brisker, Jaquan | S | Jr./Jr. | 6-1 | 210 | Lackawanna C.C./Mark Duda | Pittsburgh, Pa. |
| 7 | Levis, Will | QB | So./Fr. | 6-3 | 229 | Xavier/Andy Guyon | Madison, Conn. |
| 8 | Dunmore, John | WR | Fr./Fr. | 6-1 | 179 | Chaminade-Madonna College Prep/Dameon Jones | Fort Lauderdale, Fla. |
| 8 | Wilson, Marquis | CB | Fr./Fr. | 5-11 | 173 | Windsor/Rob Fleeting | Windsor, Conn. |
| 9 | Porter Jr., Joey | CB | Fr./Fr. | 6-2 | 180 | North Allegheny (Pa.)/Art Walker | Bakersfield, Calif. |
| 9 | Roberson, Tai'Quan | QB | Fr./Fr. | 5-11 | 192 | DePaul Catholic/John McKenna | Orange, N.J. |
| 10 | Dixon, Lance | LB | Fr./Fr. | 6-2 | 213 | West Bloomfield/Ron Bellamy | West Bloomfield, Mich. |
| 10 | Jones, TJ | WR | Fr./Fr. | 6-1 | 196 | Columbia/Brian Allen | Lake City, Fla. |
| 11 | George, Daniel | WR | So./Fr. | 6-2 | 220 | Oxon Hill/Craig Jefferies | Fort Washington, Md. |
| 11 | Parsons, Micah * | LB | So./So. | 6-3 | 245 | Harrisburg/Calvin Everett | Harrisburg, Pa. |
| 12 | Hippenhammer, Mac * | WR | Jr./So. | 5-11 | 182 | R. Nelson Snider/Kurt Tippmann | Fort Wayne, Ind. |
| 12 | Smith, Brandon | LB | Fr./Fr. | 6-3 | 240 | Louisa County/Will Patrick | Louisa, Va. |
| 13 | Brooks, Ellis * | LB | Jr./So. | 6-1 | 234 | Benedictine College Prep/Greg Lilly | Mechanicsville, Va. |
| 13 | Johnson Jr., Michael | QB | Fr./Fr. | 6-2 | 199 | Sheldon/Josh Line | Eugene, Ore. |
| 14 | Clifford, Sean | QB | Jr./So. | 6-2 | 216 | St. Xavier/Steve Specht | Cincinnati, Ohio |
| 15 | Shuster, Michael | QB | Sr./Jr. | 6-2 | 210 | Camp Hill/Frank Gay | Camp Hill, Pa. |
| 17 | Kline, Grayson | TE/H | So./Fr. | 6-5 | 239 | Warwick/Bob Locker | Sinking Spring, Pa. |
| 17 | Taylor, Garrett *** | S | Gr./Sr. | 6-0 | 198 | St. Christopher's/Lance Clelland | Richmond, Va. |
| 18 | Toney, Shaka ** | DE | Sr./Jr. | 6-3 | 243 | Imhotep Charter/Albie Crosby | Philadelphia, Pa. |
| 19 | Gordon, Trent * | CB | So./Fr. | 5-11 | 188 | Manvel/Kirk Martin | Spring, Texas |
| 19 | Rumery, Isaac | QB | Fr./Fr. | 5-11 | 203 | Clearfield Area/Tim Janoko | Woodland, Pa. |
| 20 | Isaac, Adisa | DE | Fr./Fr. | 6-4 | 241 | Canarsie/Brian Ellis | Brooklyn, N.Y. |
| 21 | Cain, Noah | RB | Fr./Fr. | 5-10 | 206 | IMG Academy (Fla.)/Kevin Wright | Baton Rouge, La. |
| 21 | Rudolph, Tyler | S | Fr./Fr. | 6-0 | 204 | St. Thomas More School/Jeff Moore | Waterbury, Conn. |
| 23 | Carr, Weston | WR | Gr./Sr. | 6-2 | 202 | Azusa Pacific University/Victor Santa Cruz | Benicia, Calif. |
| 24 | Brown, DJ | CB | Jr./So. | 5-10 | 183 | Creekside/Will Rogers | College Park, Ga. |
| 25 | Hardy, Daequan | CB | Fr./Fr. | 5-9 | 170 | Penn Hills/Jon LeDonne | Pittsburgh, Pa. |
| 26 | Sutherland, Jonathan * | S | Jr./So. | 5-11 | 201 | Episcopal (Va.)/Panos Voulgaris | Ottawa, Ont. |
| 27 | Hawkins, Aeneas | DT | So./Fr. | 6-2 | 272 | Moeller/John Rodenberg | Cincinnati, Ohio |
| 27 | Seider, Jaden | S | Fr./Fr. | 5-10 | 175 | State College Area/Matt Lintal | Morgantown, W.Va. |
| 28 | Ford, Devyn | RB | Fr./Fr. | 5-11 | 194 | North Stafford/Joe Mangano | Stafford, Va. |
| 28 | Oweh, Jayson | DE | So./Fr. | 6-5 | 255 | Blair Academy/Jim Saylor | Howell, N.J. |
| 29 | Fessler, Henry | WR | So./Fr. | 5-10 | 172 | Cathedral Prep/Mike Mischler | Erie, Pa. |
| 29 | Reid, John *** | CB | 5th/Sr. | 5-10 | 181 | St. Joseph's Prep (Pa.)/Gabe Infante | Mount Laurel, N.J. |
| 30 | Tawe, Tawe | S | Fr./Fr. | 6-1 | 198 | Hillsborough/Kevin Carty | Hillsborough, N.J. |
| 31 | Light, Denver | LB | Fr./Fr. | 6-1 | 212 | Tyrone Area/Jason Wilson | Tyrone, Pa. |
| 32 | Farronato, Dylan | S | Fr./Fr. | 5-11 | 176 | Lewisburg Area/Marc Persing | Lewisburg, Pa. |
| 33 | Melzer, Corey | CB | Fr./Fr. | 5-9 | 182 | North Allegheny/Art Walker | Wexford, Pa. |
| 34 | Simmons, Shane ** | DE | Sr./Jr. | 6-3 | 259 | DeMatha/Elijah Brooks | Laurel, Md. |
| 35 | Neff, Justin | S | Jr./So. | 6-1 | 195 | Central Mountain/James Renninger | Mill Hall, Pa. |
| 36 | Johnson, Jan * | LB | Gr./Sr. | 6-2 | 231 | Governor Mifflin/Dominic Vecchio | Mohnton, Pa. |
| 36 | Self, Makai | CB | Fr./Fr. | 5-9 | 167 | IMG Academy (Fla.)/Kevin Wright | Upper Marlboro, Md. |
| 37 | Hartlaub, Drew * | S | Jr./So. | 5-11 | 183 | South Western/Chris Heilman | Hanover, Pa. |
| 38 | Wade, Lamont ** | S | Jr./Jr. | 5-9 | 199 | Clairton/Wayne Wade | Clairton, Pa. |
| 39 | Dwyer, Robbie | LB | Fr./Fr. | 6-1 | 235 | Wyoming Valley West/Pat Keating | Pringle, Pa. |
| 40 | Eury, Nick | RB | Sr./Jr. | 5-9 | 212 | Lake-Lehman/Jerry Gilsky | Shavertown, Pa. |
| 40 | Luketa, Jesse * | LB | So./So. | 6-3 | 247 | Mercyhurst Prep (Pa.)/Jeff Root | Ottawa, Ont. |
| 42 | Sullivan, Austin | SN | Fr./Fr. | 6-2 | 237 | Minisink Valley/Kevin Gallagher | Port Jervis, N.Y. |
| 43 | Baker, Trevor | TE/H | Jr./So. | 6-3 | 227 | Lewis S. Mills (Conn.)/Jose Santana | Easton, Pa. |
| 44 | Appiah Darkwa, Joseph | DT | Fr./Fr. | 6-5 | 283 | Don Bosco Gymnasium/-- | North Rhine-Westphalia, Germany |
| 44 | Pica, Cameron | WR | Jr./So. | 6-2 | 215 | Hickory/Bill Brest | Hermitage, Pa. |
| 45 | Katshir, Charlie | LB | So./Fr. | 6-3 | 229 | Cumberland Valley/Michael Whitehead | Camp Hill, Pa. |
| 46 | Tarburton, Nick | DE | So./Fr. | 6-3 | 263 | Pennridge/Jeff Hollenbach | Green Lane, Pa. |
| 47 | Friberg, Tommy | TE/H | Fr./Fr. | 6-3 | 202 | State College Area/Matt Lintal | State College, Pa. |
| 47 | Furmanek, Alex | LB | Fr./Fr. | 6-2 | 239 | North East/Shawn Humes | North East, Pa. |
| 48 | Holmes, C.J. | S | Jr./So. | 6-0 | 216 | Notre Dame/Brian Kelly | Hamden, Conn. |
| 49 | Joseph, Daniel * | DE | Sr./Jr. | 6-3 | 260 | Lake Forest Academy (Ill.)/Robin Bowkett | Brampton, Ont. |
| 50 | Chizmar, Max | LB | Jr./So. | 6-2 | 230 | Mars Area/Scott Heinauer | Mars, Pa. |
| 50 | Knutsson, Will | OL | So./Fr. | 6-2 | 296 | McDonogh School/Dom Damico | Fredericksburg, Va. |

20 2019 PENN STATE FOOTBALL

NUMERICAL ROSTER (51-99)

| NO. | NAME | POS. | CL./EL. | HT. | WT. | HIGH SCHOOL/COACH | HOMETOWN |
|-----|-----------------------|-------|---------|------|-----|---|-----------------------|
| 51 | Beamon, Hakeem | DE | Fr./Fr. | 6-3 | 259 | Manchester/Tom Hall | Midlothian, Va. |
| 51 | Daddona, Dalton | OL | Fr./Fr. | 6-2 | 281 | Bethlehem Catholic/Joe Henrich | Allentown, Pa. |
| 52 | Zalar, Blake | OL | Fr./Fr. | 6-1 | 293 | Shamokin Area/Henry Hynoski | Coal Township, Pa. |
| 53 | Hansard, Fred * | DT | Jr./So. | 6-3 | 316 | The Hun School/Todd Smith | Burlington, N.J. |
| 53 | Walker, Rasheed | OL | So./Fr. | 6-6 | 324 | North Point/Tom Petre | Waldorf, Md. |
| 54 | Windsor, Robert *** | DT | Gr./Sr. | 6-4 | 285 | Fond Du Lac/Mike Gnewuch | Fond Du Lac, Wis. |
| 55 | Shelton, Antonio * | DT | Sr./Jr. | 6-2 | 311 | Westerville-North/Rodger Elander | Columbus, Ohio |
| 55 | Whigan, Anthony | OL | Jr./Jr. | 6-4 | 301 | Lackawanna C.C./Mark Duda | Lexington Park, Md. |
| 58 | Presta, Evan | DT | Jr./So. | 6-3 | 288 | Cathedral Prep/Mike Mischler | Erie, Pa. |
| 59 | Konigus, Kaleb | OL | So./Fr. | 6-2 | 302 | Lake-Lehman/Jerry Gilsky | Lehman, Pa. |
| 62 | Menet, Michal ** | OL | Sr./Jr. | 6-4 | 313 | Exeter Township Senior/Matt Bauer | Birdsboro, Pa. |
| 63 | De Boef, Collin | OL | So./Fr. | 6-5 | 258 | State College Area/Matt Lintal | State College, Pa. |
| 65 | Morris, Hudson | OL | Fr./Fr. | 6-3 | 288 | Shelton/Mark Malcolm | Dallas, Texas |
| 68 | Kelly, Hunter | OL/DL | Sr./Jr. | 6-2 | 309 | Neshaminy/Steve Wilmot | Langhorne, Pa. |
| 69 | Thorpe, C.J. * | OL | Jr./So. | 6-3 | 322 | Central Catholic/Terry Totten | Glenshaw, Pa. |
| 70 | Scruggs, Juice | OL | So./Fr. | 6-3 | 285 | Cathedral Prep (Pa.)/Michael Mischler | Ashtabula, Ohio |
| 71 | Fries, Will ** | OL | Sr./Jr. | 6-6 | 313 | Cranford/Erik Rosenmeier | Cranford, N.J. |
| 72 | Effner, Bryce | OL | So./Fr. | 6-5 | 297 | Metea Valley/Ben Kleinhans | Aurora, Ill. |
| 73 | Miranda, Mike * | OL | Jr./So. | 6-3 | 295 | Stow-Munroe Falls/Mark Nori | Stow, Ohio |
| 74 | Gonzalez, Steven *** | OL | Gr./Sr. | 6-4 | 341 | Union City/Wil Valdez | Union City, N.J. |
| 75 | Holmes, Des | OL | Jr./So. | 6-5 | 315 | Cardinal O'Hara/BJ Hogan | Norristown, Pa. |
| 76 | Kopko, Justin | OL | Fr./Fr. | 6-3 | 295 | Hanover Area/Mike McCree | Hanover Township, Pa. |
| 77 | Culpepper, Judge | DT | So./Fr. | 6-4 | 284 | H.B. Plant/Robert Weiner | Tampa, Fla. |
| 77 | Wormley, Sal | OL | Fr./Fr. | 6-3 | 319 | Smyrna (Del.)/Mike Judy | Newark, N.J. |
| 79 | Wallace, Caedan | OL | Fr./Fr. | 6-5 | 333 | The Hun School/Todd Smith | Robbinsville, N.J. |
| 80 | Weller, Justin | WR | Jr./So. | 6-0 | 190 | Wilson/Doug Dahms | Sinking Spring, Pa. |
| 81 | Sullivan-Brown, Cam * | WR | Jr./So. | 6-0 | 194 | Saint Vincent Pallotti/Ian Thomas | Bowie, Md. |
| 82 | Kuntz, Zack | TE/H | So./Fr. | 6-7 | 243 | Camp Hill/Tim Bigelow | Camp Hill, Pa. |
| 83 | Bowers, Nick * | TE/H | Gr./Sr. | 6-4 | 260 | Kittanning Senior/Frank Fabian | Kittanning, Pa. |
| 84 | Wilson, Benjamin | WR | Sr./Jr. | 6-2 | 204 | Uniontown/John Fortugna | Uniontown, Pa. |
| 85 | Lutz, Isaac * | WR | Sr./Jr. | 5-11 | 193 | Berks Catholic/Rick Keeley | Reading, Pa. |
| 86 | Berger, Alec | WR | Jr./So. | 5-11 | 175 | McKinney/Jeff Smith | McKinney, Texas |
| 86 | Strange, Brenton | TE/H | Fr./Fr. | 6-3 | 233 | Parkersburg/Mike Byus | Parkersburg, W.Va. |
| 87 | Freiermuth, Pat * | TE/H | So./So. | 6-5 | 256 | Brooks School/Patrick Foley | Merrimac, Mass. |
| 88 | Chisena, Dan | WR | 5th/Sr. | 6-3 | 202 | Downingtown-East/Michael Matta | Dowingtown, Pa. |
| 89 | Maxwell, Colton | WR | Sr./Jr. | 6-0 | 194 | Northampton/Mark Scisly | Northampton, Pa. |
| 90 | Barber, Damion | DT | Jr./So. | 6-3 | 290 | Harrisburg/Calvin Everett | Harrisburg, Pa. |
| 90 | Checa, Rafael * | K | So./So. | 6-2 | 201 | St. John's College H.S./Joe Casamento | Chevy Chase, Md. |
| 91 | Ellies, Dvon | DT | Fr./Fr. | 6-1 | 304 | McDonogh School/Hakeem Sule | Burtonsville, Md. |
| 91 | Stoll, Chris | SN | Jr./So. | 6-2 | 245 | St. Francis DeSales/Ryan Wiggins | Westerville, Ohio |
| 92 | Pinegar, Jake * | K | So./So. | 6-2 | 195 | Ankeny Centennial/Jerry Pezzetti | Ankeny, Iowa |
| 92 | Vilbert, Smith | DE | Fr./Fr. | 6-6 | 253 | St Joseph's Regional (N.J.)/Augie Hoffman | Monsey, N.Y. |
| 93 | Gillikin, Blake *** | P/K | Sr./Sr. | 6-2 | 196 | The Westminster Schools/Gerry Romberg | Smyrna, Ga. |
| 94 | Calcagno, Joe | SN | Jr./So. | 6-0 | 279 | Fenwick/Gene Nudo | Elmhurst, Ill. |
| 95 | Hilling, Vlad | K | So./Fr. | 5-10 | 226 | Hollidaysburg/Homer Delatre | Hollidaysburg, Pa. |
| 96 | DaSilva, Anthony | K | Fr./Fr. | 5-11 | 154 | Bethlehem Catholic/Joe Henrich | Bethlehem, Pa. |
| 97 | Costantini, Sebastian | K/P | Fr./Fr. | 5-11 | 177 | Malvern Prep/Dave Gueriera | Collegeville, Pa. |
| 97 | Landis, Carson | K/P | Jr./So. | 6-2 | 205 | Emmaus/Harold Fairclough | Macungie, Pa. |
| 97 | Mustipher, PJ * | DT | So./So. | 6-4 | 311 | McDonogh School/Dom Damico | Owings Mills, Md. |
| 98 | King, Bradley | P | So./So. | 6-2 | 199 | Lackawanna C.C./Mark Duda | Geneva, Ill. |
| 98 | Stout, Jordan | K/P | Jr./So. | 6-3 | 205 | Virginia Tech/Justin Fuente | Cedar Bluff, Va. |
| 98 | Vasey, Dan | DL/SN | Jr./So. | 6-4 | 252 | Wallenpaupack/Mark Watson | Lackawaxen, Pa. |
| 99 | Gross-Matos, Yetur ** | DE | Jr./Jr. | 6-5 | 264 | Chancellor/Bob Oliver | Spotsylvania, Va. |
| 99 | Tobin, Justin | K | Sr./Jr. | 6-2 | 208 | Neshaminy/-- | Langhorne, Pa. |

* - Letters won

^ - 5th-year senior

ALPHABETICAL ROSTER (A-K)

| NO. | NAME | POS. | CL./EL. | HT. | WT. | HIGH SCHOOL/COACH | HOMETOWN |
|-----|-------------------------|-------|---------|------|-----|---|---------------------------------|
| 44 | Appiah Darkwa, Joseph | DT | Fr./Fr. | 6-5 | 283 | Don Bosco Gymnasium/-- | North Rhine-Westphalia, Germany |
| 43 | Baker, Trevor | TE/H | Jr./So. | 6-3 | 227 | Lewis S. Mills (Conn.)/Jose Santana | Easton, Pa. |
| 90 | Barber, Damion | DT | Jr./So. | 6-3 | 290 | Harrisburg/Calvin Everett | Harrisburg, Pa. |
| 51 | Beamon, Hakeem | DE | Fr./Fr. | 6-3 | 259 | Manchester/Tom Hall | Midlothian, Va. |
| 86 | Berger, Alec | WR | Jr./So. | 5-11 | 175 | McKinney/Jeff Smith | McKinney, Texas |
| 83 | Bowers, Nick * | TE/H | Gr./Sr. | 6-4 | 260 | Kittanning Senior/Frank Fabian | Kittanning, Pa. |
| 7 | Brisker, Jaquan | S | Jr./Jr. | 6-1 | 210 | Lackawanna C.C./Mark Duda | Pittsburgh, Pa. |
| 13 | Brooks, Ellis * | LB | Jr./So. | 6-1 | 234 | Benedictine College Prep/Greg Lilly | Mechanicsville, Va. |
| 6 | Brown, Cam *** | LB | Sr./Sr. | 6-5 | 233 | The Bullis School/Patrick Cilento | Burtonsville, Md. |
| 24 | Brown, DJ | CB | Jr./So. | 5-10 | 183 | Creekside/Will Rogers | College Park, Ga. |
| 4 | Brown, Journey | RB | Jr./So. | 5-11 | 206 | Meadville/Ray Collins | Meadville, Pa. |
| 21 | Cain, Noah | RB | Fr./Fr. | 5-10 | 206 | IMG Academy (Fla.)/Kevin Wright | Baton Rouge, La. |
| 94 | Calcagno, Joe | SN | Jr./So. | 6-0 | 279 | Fenwick/Gene Nudo | Elmhurst, Ill. |
| 23 | Carr, Weston | WR | Gr./Sr. | 6-2 | 202 | Azusa Pacific University/Victor Santa Cruz | Benicia, Calif. |
| 5 | Castro-Fields, Tariq ** | CB | Jr./Jr. | 6-0 | 197 | Riverdale Baptist School/Caesar Nettles | Upper Marlboro, Md. |
| 90 | Checa, Rafael * | K | So./So. | 6-2 | 201 | St. John's College H.S./Joe Casamento | Chevy Chase, Md. |
| 88 | Chisena, Dan | WR | 5th/Sr. | 6-3 | 202 | Downingtown-East/Michael Matta | Downingtown, Pa. |
| 50 | Chizmar, Max | LB | Jr./So. | 6-2 | 230 | Mars Area/Scott Heinauer | Mars, Pa. |
| 14 | Clifford, Sean | QB | Jr./So. | 6-2 | 216 | St. Xavier/Steve Specht | Cincinnati, Ohio |
| 97 | Costantini, Sebastian | K/P | Fr./Fr. | 5-11 | 177 | Malvern Prep/Dave Gueriera | Collegeville, Pa. |
| 77 | Culpepper, Judge | DT | So./Fr. | 6-4 | 284 | H.B. Plant/Robert Weiner | Tampa, Fla. |
| 51 | Daddona, Dalton | OL | Fr./Fr. | 6-2 | 281 | Bethlehem Catholic/Joe Henrich | Allentown, Pa. |
| 96 | DaSilva, Anthony | K | Fr./Fr. | 5-11 | 154 | Bethlehem Catholic/Joe Henrich | Bethlehem, Pa. |
| 63 | De Boef, Collin | OL | So./Fr. | 6-5 | 258 | State College Area/Matt Lintal | State College, Pa. |
| 10 | Dixon, Lance | LB | Fr./Fr. | 6-2 | 213 | West Bloomfield/Ron Bellamy | West Bloomfield, Mich. |
| 5 | Dotson, Jahan * | WR | So./So. | 5-11 | 175 | Nazareth Area/Tom Falzone | Nazareth, Pa. |
| 8 | Dunmore, John | WR | Fr./Fr. | 6-1 | 179 | Chaminade-Madonna College Prep/Dameon Jones | Fort Lauderdale, Fla. |
| 39 | Dwyer, Robbie | LB | Fr./Fr. | 6-1 | 235 | Wyoming Valley West/Pat Keating | Pringle, Pa. |
| 72 | Effner, Bryce | OL | So./Fr. | 6-5 | 297 | Metea Valley/Ben Kleinhans | Aurora, Ill. |
| 91 | Ellies, Dvon | DT | Fr./Fr. | 6-1 | 304 | McDonogh School/Hakeem Sule | Burtonsville, Md. |
| 2 | Ellis, Keaton | CB | Fr./Fr. | 5-11 | 190 | State College Area/Matt Lintal | State College, Pa. |
| 40 | Eury, Nick | RB | Sr./Jr. | 5-9 | 212 | Lake-Lehman/Jerry Gilsky | Shavertown, Pa. |
| 32 | Farronato, Dylan | S | Fr./Fr. | 5-11 | 176 | Lewisburg Area/Marc Persing | Lewisburg, Pa. |
| 99 | Fessler, Henry | WR | So./Fr. | 5-10 | 172 | Cathedral Prep/Mike Mischler | Erie, Pa. |
| 28 | Ford, Devyn | RB | Fr./Fr. | 5-11 | 194 | North Stafford/Joe Mangano | Stafford, Va. |
| 87 | Freiermuth, Pat * | TE/H | So./So. | 6-5 | 256 | Brooks School/Patrick Foley | Merrimac, Mass. |
| 71 | Fries, Will ** | OL | Sr./Jr. | 6-6 | 313 | Cranford/Erik Rosenmeier | Cranford, N.J. |
| 47 | Friberg, Tommy | TE/H | Fr./Fr. | 6-3 | 202 | State College Area/Matt Lintal | State College, Pa. |
| 47 | Furmanek, Alex | LB | Fr./Fr. | 6-2 | 239 | North East/Shawn Humes | North East, Pa. |
| 11 | George, Daniel | WR | So./Fr. | 6-2 | 220 | Oxon Hill/Craig Jefferies | Fort Washington, Md. |
| 93 | Gillikin, Blake *** | P/K | Sr./Sr. | 6-2 | 196 | The Westminster Schools/Gerry Romberg | Smyrna, Ga. |
| 74 | Gonzalez, Steven *** | OL | Gr./Sr. | 6-4 | 341 | Union City/Wil Valdez | Union City, N.J. |
| 19 | Gordon, Trent * | CB | So./Fr. | 5-11 | 188 | Manvel/Kirk Martin | Spring, Texas |
| 99 | Gross-Matos, Yetur ** | DE | Jr./Jr. | 6-5 | 264 | Chancellor/Bob Oliver | Spotsylvania, Va. |
| 1 | Hamler, KJ * | WR | Jr./So. | 5-9 | 176 | IMG Academy (Fla.)/Kevin Wright | Pontiac, Mich. |
| 53 | Hansard, Fred * | DT | Jr./So. | 6-3 | 316 | The Hun School/Todd Smith | Burlington, N.J. |
| 25 | Hardy, Daequan | CB | Fr./Fr. | 5-9 | 170 | Penn Hills/Jon LeDonne | Pittsburgh, Pa. |
| 37 | Hartlaub, Drew * | S | Jr./So. | 5-11 | 183 | South Western/Chris Heilman | Hanover, Pa. |
| 27 | Hawkins, Aeneas | DT | So./Fr. | 6-2 | 272 | Moeller/John Rodenberg | Cincinnati, Ohio |
| 95 | Hilling, Vlad | K | So./Fr. | 5-10 | 226 | Holidaysburg/Homer Delatre | Holidaysburg, Pa. |
| 12 | Hippenhammer, Mac * | WR | Jr./So. | 5-11 | 182 | R. Nelson Snider/Kurt Tippmann | Fort Wayne, Ind. |
| 48 | Holmes, C.J. | S | Jr./So. | 6-0 | 216 | Notre Dame/Brian Kelly | Hamden, Conn. |
| 75 | Holmes, Des | OL | Jr./So. | 6-5 | 315 | Cardinal O'Hara/BJ Hogan | Norristown, Pa. |
| 20 | Isaac, Adisa | DE | Fr./Fr. | 6-4 | 241 | Canarsie/Brian Ellis | Brooklyn, N.Y. |
| 3 | Johnson, Donovan * | CB | Jr./So. | 5-9 | 185 | Cass Tech/Thomas Wilcher | Detroit, Mich. |
| 36 | Johnson, Jan * | LB | Gr./Sr. | 6-2 | 231 | Governor Mifflin/Dominic Vecchio | Mohnton, Pa. |
| 13 | Johnson Jr., Michael | QB | Fr./Fr. | 6-2 | 199 | Sheldon/Josh Line | Eugene, Ore. |
| 10 | Jones, TJ | WR | Fr./Fr. | 6-1 | 196 | Columbia/Brian Allen | Lake City, Fla. |
| 49 | Joseph, Daniel * | DE | Sr./Jr. | 6-3 | 260 | Lake Forest Academy (Ill.)/Robin Bowkett | Brampton, Ont. |
| 45 | Katshir, Charlie | LB | So./Fr. | 6-3 | 229 | Cumberland Valley/Michael Whitehead | Camp Hill, Pa. |
| 68 | Kelly, Hunter | OL/DL | Sr./Jr. | 6-2 | 309 | Neshaminy/Steve Wilmot | Langhorne, Pa. |
| 98 | King, Bradley | P | So./So. | 6-2 | 199 | Lackawanna C.C./Mark Duda | Geneva, Ill. |
| 17 | Kline, Grayson | TE/H | So./Fr. | 6-5 | 239 | Warwick/Bob Locker | Sinking Spring, Pa. |
| 50 | Knutsson, Will | OL | So./Fr. | 6-2 | 296 | McDonogh School/Dom Damico | Fredericksburg, Va. |
| 59 | Konigus, Kaleb | OL | So./Fr. | 6-2 | 302 | Lake-Lehman/Jerry Gilsky | Lehman, Pa. |
| 76 | Kopko, Justin | OL | Fr./Fr. | 6-3 | 295 | Hanover Area/Mike McCree | Hanover Township, Pa. |
| 82 | Kuntz, Zack | TE/H | So./Fr. | 6-7 | 243 | Camp Hill/Tim Bigelow | Camp Hill, Pa. |

22 2019 PENN STATE FOOTBALL

ALPHABETICAL ROSTER (L-Z)

| NO. | NAME | POS. | CL./EL. | HT. | WT. | HIGH SCHOOL/COACH | HOMETOWN |
|-----|------------------------|-------|---------|------|-----|---|-------------------------|
| 97 | Landis, Carson | K/P | Jr./So. | 6-2 | 205 | Emmaus/Harold Fairclough | Macungie, Pa. |
| 7 | Levis, Will | QB | So./Fr. | 6-3 | 229 | Xavier/Andy Guyon | Madison, Conn. |
| 31 | Light, Denver | LB | Fr./Fr. | 6-1 | 212 | Tyrone Area/Jason Wilson | Tyrone, Pa. |
| 40 | Luketa, Jesse * | LB | So./So. | 6-3 | 247 | Mercyhurst Prep (Pa.)/Jeff Root | Ottawa, Ont. |
| 85 | Lutz, Isaac * | WR | Sr./Jr. | 5-11 | 193 | Berks Catholic/Rick Keeley | Reading, Pa. |
| 89 | Maxwell, Colton | WR | Sr./Jr. | 6-0 | 194 | Northampton/Mark Scisly | Northampton, Pa. |
| 33 | Melzer, Corey | CB | Fr./Fr. | 5-9 | 182 | North Allegheny/Art Walker | Wexford, Pa. |
| 62 | Menet, Michal ** | OL | Sr./Jr. | 6-4 | 313 | Exeter Township Senior/Matt Bauer | Birdsboro, Pa. |
| 73 | Miranda, Mike * | OL | Jr./So. | 6-3 | 295 | Stow-Munroe Falls/Mark Nori | Stow, Ohio |
| 65 | Morris, Hudson | OL | Fr./Fr. | 6-3 | 288 | Shelton/Mark Malcolm | Dallas, Texas |
| 97 | Mustipher, PJ * | DT | So./So. | 6-4 | 311 | McDonogh School/Dom Damico | Owings Mills, Md. |
| 35 | Neff, Justin | S | Jr./So. | 6-1 | 195 | Central Mountain/James Renninger | Mill Hall, Pa. |
| 28 | Oweh, Jayson | DE | So./Fr. | 6-5 | 255 | Blair Academy/Jim Saylor | Howell, N.J. |
| 11 | Parsons, Micah * | LB | So./So. | 6-3 | 245 | Harrisburg/Calvin Everett | Harrisburg, Pa. |
| 44 | Pica, Cameron | WR | Jr./So. | 6-2 | 215 | Hickory/Bill Brest | Hermitage, Pa. |
| 92 | Pinegar, Jake * | K | So./So. | 6-2 | 195 | Ankeny Centennial/Jerry Pezzetti | Ankeny, Iowa |
| 9 | Porter Jr., Joey | CB | Fr./Fr. | 6-2 | 180 | North Allegheny (Pa.)/Art Walker | Bakersfield, Calif. |
| 58 | Presta, Evan | DT | Jr./So. | 6-3 | 288 | Cathedral Prep/Mike Mischler | Erie, Pa. |
| 29 | Reid, John *** | CB | 5th/Sr. | 5-10 | 181 | St. Joseph's Prep (Pa.)/Gabe Infante | Mount Laurel, N.J. |
| 9 | Roberson, Ta'Quan | QB | Fr./Fr. | 5-11 | 192 | DePaul Catholic/John McKenna | Orange, N.J. |
| 21 | Rudolph, Tyler | S | Fr./Fr. | 6-0 | 204 | St. Thomas More School/Jeff Moore | Waterbury, Conn. |
| 19 | Rumery, Isaac | QB | Fr./Fr. | 5-11 | 203 | Clearfield Area/Tim Janoko | Woodland, Pa. |
| 70 | Scruggs, Juice | OL | So./Fr. | 6-3 | 285 | Cathedral Prep (Pa.)/Michael Mischler | Ashtabula, Ohio |
| 27 | Seider, Jaden | S | Fr./Fr. | 5-10 | 175 | State College Area/Matt Lintal | Morgantown, W.Va. |
| 36 | Self, Makai | CB | Fr./Fr. | 5-9 | 167 | IMG Academy (Fla.)/Kevin Wright | Upper Marlboro, Md. |
| 55 | Shelton, Antonio * | DT | Sr./Jr. | 6-2 | 311 | Westerville-North/Rodger Elander | Columbus, Ohio |
| 6 | Shorter, Justin | WR | So./Fr. | 6-4 | 235 | South Brunswick/Joe Goerge | Monmouth Junction, N.J. |
| 15 | Shuster, Michael | QB | Sr./Jr. | 6-2 | 210 | Camp Hill/Frank Gay | Camp Hill, Pa. |
| 34 | Simmons, Shane ** | DE | Sr./Jr. | 6-3 | 259 | DeMatha/Elijah Brooks | Laurel, Md. |
| 3 | Slade, Ricky * | RB | So./So. | 5-9 | 198 | C.D. Hylton/Tony Lilly | Woodbridge, Va. |
| 12 | Smith, Brandon | LB | Fr./Fr. | 6-3 | 240 | Louisa County/Will Patrick | Louisa, Va. |
| 91 | Stoll, Chris | SN | Jr./So. | 6-2 | 245 | St. Francis DeSales/Ryan Wiggins | Westerville, Ohio |
| 98 | Stout, Jordan | K/P | Jr./So. | 6-3 | 205 | Virginia Tech/Justin Fuente | Cedar Bluff, Va. |
| 86 | Strange, Brenton | TE/H | Fr./Fr. | 6-3 | 233 | Parkersburg/Mike Byus | Parkersburg, W.Va. |
| 42 | Sullivan, Austin | SN | Fr./Fr. | 6-2 | 237 | Minisink Valley/Kevin Gallagher | Port Jervis, N.Y. |
| 81 | Sullivan-Brown, Cam * | WR | Jr./So. | 6-0 | 194 | Saint Vincent Pallotti/Ian Thomas | Bowie, Md. |
| 26 | Sutherland, Jonathan * | S | Jr./So. | 5-11 | 201 | Episcopal (Va.)/Panos Voulgaris | Ottawa, Ont. |
| 46 | Tarburton, Nick | DE | So./Fr. | 6-3 | 263 | Pennridge/Jeff Hollenbach | Green Lane, Pa. |
| 30 | Tawe, Tawe | S | Fr./Fr. | 6-1 | 198 | Hillsborough/Kevin Carty | Hillsborough, N.J. |
| 17 | Taylor, Garrett *** | S | Gr./Sr. | 6-0 | 198 | St. Christopher's/Lance Clelland | Richmond, Va. |
| 69 | Thorpe, C.J. * | OL | Jr./So. | 6-3 | 322 | Central Catholic/Terry Totten | Glenshaw, Pa. |
| 99 | Tobin, Justin | K | Sr./Jr. | 6-2 | 208 | Neshaminy/-- | Langhorne, Pa. |
| 18 | Toney, Shaka ** | DE | Sr./Jr. | 6-3 | 243 | Imhotep Charter/Albie Crosby | Philadelphia, Pa. |
| 98 | Vasey, Dan | DL/SN | Jr./So. | 6-4 | 252 | Wallenpaupack/Mark Watson | Lackawaxen, Pa. |
| 92 | Vilbert, Smith | DE | Fr./Fr. | 6-6 | 253 | St Joseph's Regional (N.J.)/Augie Hoffman | Monsey, N.Y. |
| 38 | Wade, Lamont ** | S | Jr./Jr. | 5-9 | 199 | Clairton/Wayne Wade | Clairton, Pa. |
| 53 | Walker, Rasheed | OL | So./Fr. | 6-6 | 324 | North Point/Tom Petre | Waldorf, Md. |
| 79 | Wallace, Caedan | OL | Fr./Fr. | 6-5 | 333 | The Hun School/Todd Smith | Robbinsville, N.J. |
| 80 | Weller, Justin | WR | Jr./So. | 6-0 | 190 | Wilson/Doug Dahms | Sinking Spring, Pa. |
| 55 | Whigan, Anthony | OL | Jr./Jr. | 6-4 | 301 | Lackawanna C.C./Mark Duda | Lexington Park, Md. |
| 84 | Wilson, Benjamin | WR | Sr./Jr. | 6-2 | 204 | Uniontown/John Fortugna | Uniontown, Pa. |
| 8 | Wilson, Marquis | CB | Fr./Fr. | 5-11 | 173 | Windsor/Rob Fleeting | Windsor, Conn. |
| 54 | Windsor, Robert *** | DT | Gr./Sr. | 6-4 | 285 | Fond Du Lac/Mike Gnewuch | Fond Du Lac, Wis. |
| 77 | Wormley, Sal | OL | Fr./Fr. | 6-3 | 319 | Smyrna (Del.)/Mike Judy | Newark, N.J. |
| 52 | Zalar, Blake | OL | Fr./Fr. | 6-1 | 293 | Shamokin Area/Henry Hynoski | Coal Township, Pa. |

* - Letters won

^ - 5th-year senior

RECORD WATCH

RUSHING

LONGEST RUNS

| | | | |
|-----|------------|-------------------------------|-------------|
| 1. | *92 | Blair Thomas vs. Syracuse | 1986 |
| 2. | 92 | Bill Belton at Indiana | 2014 |
| 3. | 92 | Saquon Barkley vs. Washington | 2017 |
| 4. | 90 | Bill Suter at Navy | 1894 |
| 5. | 87 | Bob Campbell vs. Syracuse | 1968 |
| 6. | 86 | Bob Riggles at West Virginia | 1964 |
| 7. | *85 | Journey Brown vs. Pitt | 2019 |
| 8. | 84 | Chafie Fields vs. Texas | 1996 |
| 8. | 84 | Larry Johnson vs. Illinois | 2002 |
| 10. | 83 | Ki-Jana Carter vs. Oregon | 1994 |
| 11. | 81 | Saquon Barkley at Purdue | 2016 |
| | 81 | Devyn Ford vs. Idaho | 2019 |

* - non-scoring play

RUSHING YARDAGE, CAREER (QB)

| | | | |
|-----|------------|----------------------|-------------------|
| 1. | 1697 | Trace McSorley | 2015-19 |
| 2. | 1637 | Michael Robinson | 2002-05 |
| 3. | 670 | Rashard Casey | 1997-2000 |
| 4. | 667 | John Hufnagel | 1970-72 |
| 5. | 625 | Richie Lucas | 1957-59 |
| 6. | 619 | Daryll Clark | 2006-09 |
| 7. | 584 | Zack Mills | 2001-04 |
| 8. | 506 | Tommy Stevens | 2016-pres. |
| 9. | 319 | Pete Liske | 1961-63 |
| 10. | 318 | Galen Hall | 1959-61 |
| 11. | 284 | Dick Hoak | 1960* |
| 12. | 262 | Tom Sherman | 1965-67 |
| 13. | 239 | Jack White | 1964-66 |
| 14. | 164 | Sean Clifford | 2017-pres. |
| 15. | 131 | Tony Sacca | 1988-91 |

* - Hoak was a running back in 1958-59

RUSHING YARDAGE, SEASON (QB)

| | | | |
|-----|------------|----------------------|-------------|
| 1. | 806 | Michael Robinson | 2005 |
| 2. | 798 | Trace McSorley | 2018 |
| 3. | 491 | Trace McSorley | 2017 |
| 4. | 396 | Michael Robinson | 2003 |
| 5. | 365 | Trace McSorley | 2016 |
| 6. | 346 | John Hufnagel | 1971 |
| 7. | 325 | Richie Lucas | 1959 |
| 8. | 315 | Rashard Casey | 2000 |
| 9. | 290 | Rashard Casey | 1999 |
| 10. | 284 | Dick Hoak | 1960 |
| 11. | 282 | Daryll Clark | 2008 |
| 12. | 263 | Michael Robinson | 2002 |
| 13. | 255 | Pete Liske | 1962 |
| 14. | 234 | Richie Lucas | 1958 |
| 15. | 211 | Daryll Clark | 2009 |
| 16. | 201 | Zack Mills | 2002 |
| 17. | 198 | Tommy Stevens | 2016 |
| 18. | 190 | Tommy Stevens | 2017 |
| 19. | 187 | Zack Mills | 2001 |
| 20. | 179 | Doug Strang | 1984 |
| -- | 167 | Sean Clifford | 2019 |

RUSHING TOUCHDOWNS, SEASON (QB)

| | | | |
|-----|----------|----------------------|-------------|
| 1. | 12 | Trace McSorley | 2018 |
| 2. | 11 | Michael Robinson | 2005 |
| 3. | 11 | Trace McSorley | 2017 |
| 4. | 10 | Daryll Clark | 2008 |
| 5. | 7 | Daryll Clark | 2009 |
| 6. | 7 | Trace McSorley | 2016 |
| 7. | 6 | Richie Lucas | 1958 |
| 6. | 6 | Richie Lucas | 1959 |
| 6. | 6 | John Hufnagel | 1972 |
| 6. | 6 | Michael Robinson | 2002 |
| 11. | 5 | Tom Sherman | 1966 |
| 5. | 5 | Todd Blackledge | 1981 |
| 5. | 5 | Doug Strang | 1983 |
| 5. | 5 | Rashard Casey | 1999 |
| 5. | 5 | Rashard Casey | 2000 |
| 5. | 5 | Matt McGloin | 2012 |
| -- | 2 | Will Lewis | 2019 |
| -- | 1 | Sean Clifford | 2019 |

PASSING

PASSING YARDAGE, SEASON

| | | | |
|-----|-------------|----------------------|-------------|
| 1. | 3614 | Trace McSorley | 2016 |
| 2. | 3570 | Trace McSorley | 2017 |
| 3. | 3271 | Matt McGloin | 2012 |
| 4. | 3003 | Daryll Clark | 2009 |
| ... | | | |
| 16. | 2221 | Chuck Fusina | 1977 |
| 17. | 2218 | Todd Blackledge | 1982 |
| 18. | 2211 | Mike McQueary | 1997 |
| 19. | 2198 | Wally Richardson | 1995 |
| 20. | 2039 | John Hufnagel | 1972 |
| 21. | 2001 | Rashard Casey | 2000 |
| 22. | 1944 | Doug Strang | 1983 |
| 23. | 1916 | Kevin Thompson | 1999 |
| 24. | 1866 | Tony Sacca | 1990 |
| 25. | 1859 | Chuck Fusina | 1978 |
| -- | 1179 | Sean Clifford | 2019 |

PASSING YARDAGE, GAME

| | | | |
|-----|------------|---------------------------------------|-------------|
| 1. | 454 | Christian Hackenberg vs. UCF | 2014 |
| 2. | 399 | Zack Mills vs. Iowa | 2002 |
| 3. | 398 | Sean Clifford at Maryland | 2019 |
| 4. | 395 | Matt McGloin vs. Indiana | 2012 |
| 5. | 384 | Trace McSorley vs. Wisconsin | 2016 |
| 6. | 381 | Trace McSorley at Michigan State | 2017 |
| 7. | 379 | Michael Robinson vs. Wisconsin | 2003 |
| 8. | 376 | Trace McSorley vs. Michigan State | 2016 |
| 9. | 371 | Christian Hackenberg vs. Boston Coll. | 2014 |
| 10. | 366 | Mike McQueary vs. Pittsburgh | 1997 |

200-YARD PASSING GAMES, SEASON

| | | | |
|----------|----------|----------------------|-------------|
| 1. | 11 | Matt McGloin | 2012 |
| 11 | 11 | Trace McSorley | 2016 |
| 11 | 11 | Trace McSorley | 2016 |
| 4. | 10 | Kerry Collins | 1994 |
| 5. | 9 | Christian Hackenberg | 2013 |
| 6. | 8 | Daryll Clark | 2009 |
| 7. | 7 | Todd Blackledge | 1982 |
| 7 | 7 | Michael Robinson | 2005 |
| 7 | 7 | Anthony Morelli | 2007 |
| 10. | 6 | Tony Sacca | 1991 |
| 6 | 6 | Wally Richardson | 1995 |
| 6 | 6 | Mike McQueary | 1997 |
| 6 | 6 | Daryll Clark | 2008 |
| 6 | 6 | Christian Hackenberg | 2014 |
| 6 | 6 | Christian Hackenberg | 2015 |
| 6 | 6 | Trace McSorley | 2018 |
| 17. | 5 | John Hufnagel | 1972 |
| 5 | 5 | Chuck Fusina | 1977 |
| 5 | 5 | Doug Strang | 1983 |
| 5 | 5 | Zack Mills | 2001 |
| 5 | 5 | Zack Mills | 2002 |
| 5 | 5 | Matt McGloin | 2010 |
| 23. | 4 | Kerry Collins | 1993 |
| 4 | 4 | Zack Mills | 2004 |
| 4 | 4 | Anthony Morelli | 2006 |
| 4 | 4 | Rob Bolden | 2010 |
| 4 | 4 | Sean Clifford | 2019 |

LONGEST PASS PLAYS

| | | | |
|----|-----------|--|-------------|
| 1. | 95 | Daniel George from Sean Clifford vs. Kent State | 2018 |
| 2. | 93 | KJ Hamler from Trace McSorley vs. Ohio State | 2018 |
| 3. | 92 | Bob Higgins from Bill Hess at Pitt | 1919 |
| 4. | 86 | Jim Scott from Steve Joachim at Navy | 1971 |
| 5. | 85 | Saquon Barkley from Trace McSorley vs. Georgia State | 2017 |
| 6. | 82 | Eric Hamilton from Matt Knizner vs. Pitt | 1986 |
| 6. | 82 | Freddie Scott from Kerry Collins vs. Rutgers | 1994 |
| 8. | 80 | Paul Johnson from Tom Sherman at Maryland | 1967 |
| 80 | 80 | Dean DiMidio from Doug Strang vs. Alabama | 1983 |
| 80 | 80 | Stephfon Green from Pat Devlin vs. Michigan | 2008 |
| 80 | 80 | Derek Moye from Rob Bolden vs. Illinois | 2010 |
| 80 | 80 | Irvin Charles from Trace McSorley vs. Minnesota | 2016 |

TOUCHDOWN PASSES, CAREER

| | | | |
|-----|-----------|----------------------|-------------------|
| 1. | 70 | Trace McSorley | 2015-18 |
| 2. | 48 | Christian Hackenberg | 2013-15 |
| 3. | 46 | Matt McGloin | 2009-12 |
| 4. | 43 | Daryll Clark | 2006-09 |
| ... | | | |
| 17. | 20 | Rashard Casey | 1997-2000 |
| 18. | 19 | Kevin Thompson | 1996-99 |
| 19. | 18 | John Shaffer | 1983-86 |
| 20. | 14 | John Sacca | 1991-93 |
| -- | 11 | Sean Clifford | 2017-pres. |

TOUCHDOWN PASSES, SEASON

| | | | |
|-----|----------|----------------------|-------------|
| 1. | 29 | Trace McSorley | 2016 |
| 2. | 28 | Trace McSorley | 2017 |
| 3. | 24 | Daryll Clark | 2009 |
| 24 | 24 | Matt McGloin | 2012 |
| ... | | | |
| 12. | 18 | Wally Richardson | 1995 |
| 18 | 18 | Trace McSorley | 2018 |
| 14. | 17 | Michael Robinson | 2005 |
| 17 | 17 | Mike McQueary | 1997 |
| 17 | 17 | Zack Mills | 2002 |
| 17. | 16 | Christian Hackenberg | 2015 |
| 18. | 15 | Chuck Fusina | 1977 |
| 15 | 15 | John Hufnagel | 1972 |
| 20. | 14 | Matt McGloin | 2010 |
| 14 | 14 | Rashard Casey | 2000 |
| -- | 9 | Sean Clifford | 2019 |

TOUCHDOWN PASSES, GAME

| | | | |
|----|---|----------------------------------|-------------|
| 1. | 5 | Tony Sacca vs. Georgia Tech | 1991 |
| 5 | 5 | Rashard Casey vs. La. Tech | 2000 |
| 3. | 4 | 22 Times & | |
| | | Sean Clifford vs. Buffalo | 2019 |

COMPLETION PERCENTAGE, SEASON

| | | | |
|---------------------|----------------------|----------------------|-------------|
| (Min. 100 Attempts) | | | |
| 1. | .667 (176-264) | Kerry Collins | 1994 |
| 2. | .660 (70-106) | Sean Clifford | 2019 |
| 3. | .665 (224-387) | Trace McSorley | 2017 |
| 4. | .632 (86-136) | John Hufnagel | 1971 |
| 5. | .609 (192-321) | Daryll Clark | 2009 |
| 6. | .605 (270-446) | Matt McGloin | 2012 |
| 7. | .598 (192-321) | Daryll Clark | 2008 |
| 8. | .593 (192-361) | Trace McSorley | 2018 |
| 9. | .589 (231-392) | Christian Hackenberg | 2013 |
| 10. | .582 (234-402) | Anthony Morelli | 2007 |

YARDS PER ATTEMPT, SEASON

| | | | |
|---------------------|-------------|----------------------|-------------|
| (Min. 100 Attempts) | | | |
| 1. | 11.1 | Sean Clifford | 2019 |
| 2. | 10.1 | Kerry Collins | 1994 |
| 3. | 9.4 | John Hufnagel | 1972 |
| 4. | 9.3 | Trace McSorley | 2016 |
| 5. | 9.0 | Chuck Fusina | 1977 |
| 6. | 8.7 | John Hufnagel | 1971 |
| 6. | 8.7 | Mike McQueary | 1997 |
| 8. | 8.5 | Tom Shuman | 1973 |
| 8. | 8.5 | Tony Sacca | 1991 |
| 10. | 8.4 | Trace McSorley | 2017 |

YARDS PER COMPLETION, SEASON

| | | | |
|---------------------|-------------|----------------------|-------------|
| (Min. 100 Attempts) | | | |
| 1. | 17.7 | John Hufnagel | 1972 |
| 2. | 16.8 | Sean Clifford | 2019 |
| 3. | 16.6 | Tom Shuman | 1973 |
| 4. | 16.1 | Trace McSorley | 2016 |
| 5. | 15.6 | Chuck Fusina | 1977 |
| 6. | 15.5 | Tom Sherman | 1967 |
| 7. | 15.3 | Tony Sacca | 1990 |
| 8. | 15.2 | Kerry Collins | 1994 |
| 15.2 | 15.2 | Tony Sacca | 1988 |
| 10. | 15.1 | Mike McQueary | 1997 |

PASSING TD PERCENTAGE, SEASON

| | | | |
|---------------------|-------------|----------------------|-------------|
| (Min. 100 Attempts) | | | |
| 1. | 8.49 | Sean Clifford | 2019 |
| 2. | 8.08 | Tom Shuman | 1973 |
| 3. | 7.95 | Kerry Collins | 1994 |
| 4. | 7.85 | Kevin Thompson | 1999 |
| 5. | 7.53 | Todd Blackledge | 1982 |
| 6. | 7.49 | Trace McSorley | 2016 |
| 7. | 7.41 | Pete Liske | 1962 |
| 8. | 7.35 | John Hufnagel | 1971 |
| 9. | 7.34 | Doug Strang | 1983 |
| 10. | 7.19 | Tony Sacca | 1991 |

PASSING TD PERCENTAGE, SEASON

| | | | |
|---------------------|-------------|----------------------|-------------|
| (Min. 100 Attempts) | | | |
| 1. | 8.49 | Sean Clifford | 2019 |
| 2. | 8.08 | Tom Shuman | 1973 |
| 3. | 7.95 | Kerry Collins | 1994 |
| 4. | 7.85 | Kevin Thompson | 1999 |
| 5. | 7.53 | Todd Blackledge | 1982 |
| 6. | 7.49 | Trace McSorley | 2016 |
| 7. | 7.41 | Pete Liske | 1962 |
| 8. | 7.35 | John Hufnagel | 1971 |
| 9. | 7.34 | Doug Strang | 1983 |
| 10. | 7.19 | Tony Sacca | 1991 |

PASSING EFFICIENCY, SEASON

| | | | |
|---------------------|--------------|----------------------|-------------|
| (Min. 100 Attempts) | | | |
| 1. | 185.6 | Sean Clifford | 2019 |
| 2. | 172.9 | Kerry Collins | 1994 |
| 3. | 156.9 | Trace McSorley | 2016 |
| 4. | 153.7 | Trace McSorley | 2017 |
| 5. | 151.8 | John Hufnagel | 1971 |
| 6. | 149.8 | Tony Sacca | 1991 |
| 7. | 148.0 | John Hufnagel | 1972 |
| 8. | 146.4 | Chuck Fusina | 1977 |
| 9. | 145.0 | Mike McQueary | 1997 |
| 10. | 143.7 | Tom Shuman | 1973 |

RECEIVING

RECEIVING YARDAGE, CAREER

| | | | |
|-----|-------------|---------------------------|-------------------|
| 1. | 3026 | Bobby Engram | 1991, 93-95 |
| 2. | 2842 | DaeSean Hamilton | 2014-17 |
| 3. | 2771 | Deon Butler | 2005-08 |
| 4. | 2479 | Allen Robinson | 2011-13 |
| ... | | | |
| 19. | 1343 | Ted Kwalick, TE | 1966-68 |
| 20. | 1263 | Scott Fitzkee | 1975-78 |
| 21. | 1245 | DeAndre Thompkins | 2015-18 |
| 22. | 1222 | David Daniels | 1988-90 |
| 23. | 1195 | Saquon Barkley, RB | 2015-17 |
| 24. | 1181 | Geno Lewis | 2013-15 |
| 25. | 1146 | Andrew Quarless, TE | 2006-09 |
| 26. | 1132 | Eddie Drummond | 1998-2001 |
| 27. | 1123 | Juwan Johnson | 2016-18 |
| 28. | 1107 | KJ Hamler | 2018-pres. |
| 29. | 1058 | Jimmy Cefalo | 1974-77 |
| 30. | 1047 | Justin Brown | 2009-11 |
| 31. | 1038 | Dan Natale, TE | 1972-74 |
| 32. | 1016 | Mickey Shuler, TE | 1975-77 |
| 33. | 1005 | Jesse James, TE | 2012-14 |
| -- | 530 | Pat Freiermuth, TE | 2018-pres. |

YARDS PER RECEPTION, CAREER

| | | | |
|-----|--------------|------------------|-------------------|
| 1. | 20.54 | Ray Roundtree | 1984-87 |
| 2. | 20.15 | Joe Jurevicius | 1994-97 |
| 3. | 19.58 | Saeed Blacknall | 2014-17 |
| 4. | 19.43 | Scott Fitzkee | 1975-78 |
| 5. | 19.08 | KJ Hamler | 2018-pres. |
| 6. | 18.89 | Jimmy Cefalo | 1974-77 |
| 7. | 18.40 | Kenny Jackson | 1980-83 |
| 8. | 18.25 | Bryant Johnson | 1999-2002 |
| 9. | 18.12 | Bobby Engram | 1991, 93-95 |
| 10. | 18.12 | Dean DiMidio | 1982-85 |

YARDS PER RECEPTION, SEASON

| | | | |
|-----|--------------|------------------|-------------|
| 1. | 22.06 | KJ Hamler | 2019 |
| 2. | 21.20 | Joe Jurevicius | 1996 |
| 3. | 20.95 | Joe Jurevicius | 1997 |
| 4. | 20.70 | Freddie Scott | 1994 |
| 5. | 19.79 | Bobby Engram | 1994 |
| 6. | 19.10 | Bryant Johnson | 2002 |
| 7. | 18.68 | Deon Butler | 2005 |
| 8. | 18.67 | Tony Johnson | 2001 |
| 9. | 18.63 | Eddie Drummond | 1999 |
| 10. | 18.38 | K | |

24 2019 PENN STATE FOOTBALL

RECORD WATCH

RECEIVING TOUCHDOWNS, CAREER

| | | | |
|-----|----------|------------------------------|-------------------|
| 1. | 31 | Bobby Engram | 1991-93-95 |
| 2. | 25 | Kenny Jackson | 1980-83 |
| 3. | 22 | Deon Butler | 2005-08 |
| 4. | 18 | Derek Moyer | 2008-11 |
| | | Chris Godwin | 2014-16 |
| | | DaeSean Hamilton | 2014-17 |
| 7. | 17 | Allen Robinson | 2011-13 |
| 8. | 16 | O.J. McDuffie | 1988-92 |
| 9. | 15 | Terry Smith | 1988-91 |
| | | Joe Jurevicius | 1994-97 |
| | | Mike Gesicki, TE | 2014-17 |
| 12. | 13 | Jordan Norwood | 2005-08 |
| 13. | 11 | Tony Johnson | 2000-03 |
| | | Scott Fitzkee | 1975-78 |
| | | Freddie Scott | 1993-95 |
| | | Jesse James, TE | 2012-14 |
| 17. | 10 | Ted Kwalick, TE | 1966-68 |
| | | Chuck Herd | 1971-73 |
| | | Bryant Johnson | 1999-2002 |
| | | Graham Zug | 2007-10 |
| | | 10 Pat Freiermuth, TE | 2018-pres. |
| 22. | 9 | David Daniels | 1988-90 |
| | | Eric McCoo | 1998-01 |
| | | Kyle Brady, TE | 1991-94 |
| | | Derrick Williams | 2005-08 |
| | | Ray Roundtree | 1984-87 |
| -- | 8 | KJ Hamler | 2018-pres. |

TOTAL OFFENSE

TOTAL OFFENSE, SEASON

| | Yards | Rush | Pass | | |
|-----|-------------|------------|-------------|----------------------|-------------|
| 1. | 4061 | 491 | 5370 | Trace McSorley | 2017 |
| 2. | 3979 | 212 | 3614 | Trace McSorley | 2016 |
| 3. | 3328 | 798 | 2530 | Trace McSorley | 2018 |
| 4. | 3220 | -51 | 3271 | Matt McGloin | 2012 |
| 5. | 3214 | 211 | 3003 | Daryll Clark | 2009 |
| 6. | 3156 | 806 | 2350 | Michael Robinson | 2005 |
| 7. | 2887 | -68 | 2955 | Christian Hackenberg | 2013 |
| 8. | 2883 | -94 | 2977 | Christian Hackenberg | 2014 |
| 9. | 2874 | 282 | 2592 | Daryll Clark | 2008 |
| 10. | 2660 | -19 | 2679 | Kerry Collins | 1994 |
| 11. | 2638 | -13 | 2651 | Anthony Morelli | 2007 |
| 12. | 2618 | 201 | 2417 | Zack Mills | 2002 |
| 13. | 2445 | -80 | 2525 | Christian Hackenberg | 2015 |
| 14. | 2427 | -61 | 2488 | Tony Sacca | 1991 |
| 15. | 2336 | -88 | 2424 | Anthony Morelli | 2006 |
| 16. | 2316 | 315 | 2001 | Rashard Casey | 2000 |
| 17. | 2201 | 162 | 2039 | John Hufnagel | 1972 |
| 18. | 2191 | -27 | 2218 | Todd Blackledge | 1982 |
| 19. | 2184 | -27 | 2211 | Mike McQueary | 1997 |
| 20. | 2168 | -53 | 2221 | Chuck Fusina | 1977 |
| 21. | 2087 | 2087 | 0 | Larry Johnson | 2002 |
| 22. | 2077 | -121 | 2198 | Wally Richardson | 1995 |
| 23. | 2003 | 137 | 1866 | Tony Sacca | 1990 |
| 24. | 1923 | 7 | 1916 | Kevin Thompson | 1999 |
| 25. | 1912 | -32 | 1944 | Doug Strang | 1983 |
| -- | 1538 | 164 | 1374 | Sean Clifford | 2019 |

TOTAL OFFENSE, GAME

| | Yards | Rush | Pass | | |
|-----|------------|-----------|------------|--------------------------------|-------------|
| 1. | 461 | 175 | 286 | T. McSorley vs. Ohio State | 2018 |
| 2. | 456 | 2 | 454 | C. Hackenberg vs. UCF | 2014 |
| 3. | 452 | 54 | 398 | S. Clifford at Maryland | 2019 |
| 4. | 418 | 138 | 280 | Z. Mills vs. Ohio State | 2001 |
| 5. | 408 | 73 | 335 | T. McSorley vs. Minnesota | 2016 |
| 6. | 402 | 60 | 342 | T. McSorley vs. Washington | 2017 |
| 7. | 398 | 19 | 379 | M. Robinson vs. Wisconsin | 2003 |
| 8. | 389 | -10 | 399 | Z. Mills vs. Iowa | 2002 |
| | 389 | 13 | 376 | T. McSorley vs. Michigan St. | 2016 |
| 10. | 383 | 2 | 381 | T. McSorley at Michigan St. | 2017 |

KICK RETURNS

KICK RETURN AVERAGE, CAREER

(Min. 15 returns)

| | | | |
|-----|-------------|------------------|-------------------|
| 1. | 29.6 | Larry Joe | 1946-48 |
| 2. | 28.8 | Curt Warner | 1979-82 |
| 3. | 28.4 | Charlie Pittman | 1967-69 |
| 4. | 27.8 | Saquon Barkley | 2015-17 |
| 5. | 26.9 | Gary Hayman | 1972-73 |
| 6. | 26.3 | Blair Thomas | 1985-87, 89 |
| 7. | 25.7 | Roger Kochman | 1959-62 |
| 8. | 25.2 | KJ Hamler | 2018-pres. |
| 9. | 25.6 | Chaz Powell | 2008-11 |
| 10. | 24.6 | Lydell Mitchell | 1969-71 |

KICK RETURN AVERAGE, SEASON

(Min. 8 returns)

| | | | |
|-----|-------------|------------------|-------------|
| 1. | 43.0 | Gary Brown | 1990 |
| 2. | 35.0 | Curt Warner | 1980 |
| 3. | 32.6 | Larry Joe | 1947 |
| 4. | 31.9 | Blair Thomas | 1986 |
| 5. | 29.6 | Gary Hayman | 1973 |
| | 29.6 | Rodney Kinlaw | 2005 |
| 7. | 29.0 | Curt Warner | 1979 |
| 8. | 28.8 | Chaz Powell | 2008 |
| 9. | 28.7 | Charlie Pittman | 1967 |
| 10. | 28.4 | Saquon Barkley | 2017 |
| 11. | 28.0 | Rich Mauti | 1975 |
| 12. | 27.4 | Bob Riggie | 1965 |
| 13. | 27.1 | Chaz Powell | 2011 |
| 14. | 26.7 | Larry Johnson | 2001 |
| 15. | 26.5 | Shelly Hammonds | 1993 |
| 16. | 26.4 | A.J. Wallace | 2007 |
| 17. | 26.3 | Paul Johnson | 1969 |
| 18. | 26.1 | KJ Hamler | 2018 |
| 19. | 25.8 | Derrick Williams | 2008 |
| 20. | 25.6 | Lydell Mitchell | 1970 |

KICKOFF RETURN YARDS, CAREER

| | | | |
|-----|------------|------------------|-------------------|
| 1. | 1866 | Chaz Powell | 2007-11 |
| 2. | 1506 | Kenny Watson | 1996-2000 |
| 3. | 1347 | Larry Johnson | 1998-2002 |
| 4. | 1216 | Kevin Baugh | 1980-83 |
| 5. | 1128 | A.J. Wallace | 2006-09 |
| 6. | 1127 | Jim Coates | 1984-87 |
| 7. | 1095 | Derrick Williams | 2005-08 |
| 8. | 922 | Curt Warner | 1979-82 |
| 9. | 920 | Gary Brown | 1987-90 |
| 10. | 764 | Miles Sanders | 2016-18 |
| 11. | 659 | Grant Haley | 2014-17 |
| 12. | 658 | Blair Thomas | 1985-87, 89 |
| 13. | 627 | Rodney Kinlaw | 2004-07 |
| 14. | 608 | Shell Hammonds | 1990-93 |
| 15. | 583 | Rich Mauti | 1974-76 |
| -- | 580 | KJ Hamler | 2018-pres. |

KICKOFF RETURN YARDS, SEASON

| | | | |
|----|-----|------------------|------|
| 1. | 733 | Chaz Powell | 2011 |
| 2. | 688 | Miles Sanders | 2016 |
| 3. | 659 | Grant Haley | 2014 |
| 4. | 581 | A.J. Wallace | 2007 |
| 5. | 530 | Chris Eberly | 1997 |
| 6. | 523 | KJ Hamler | 2018 |
| 7. | 522 | Kenny Watson | 1999 |
| 8. | 515 | Derrick Williams | 2008 |
| 9. | 503 | Chaz Powell | 2010 |
| | 503 | Kevin Baugh | 1983 |

KICKOFF RETURNS, CAREER

| | | | |
|-----|-----------|------------------|-------------------|
| 1. | 73 | Chaz Powell | 2007-11 |
| 2. | 67 | Kenny Watson | 1996-00 |
| 3. | 62 | Kevin Baugh | 1980-83 |
| 4. | 59 | Larry Johnson | 1998-02 |
| 5. | 51 | Jim Coates | 1984-87 |
| 6. | 50 | Derrick Williams | 2005-08 |
| 7. | 47 | A.J. Wallace | 2006-09 |
| 8. | 38 | Gary Brown | 1987-90 |
| | 38 | Miles Sanders | 2016-18 |
| 10. | 32 | Grant Haley | 2014-17 |
| | 32 | Curt Warner | 1979-82 |
| 12. | 28 | Rodney Kinlaw | 2004-07 |
| 13. | 26 | Stephen Pitts | 1992-95 |
| 14. | 25 | Blair Thomas | 1985-87,89 |
| | 25 | Rich Mauti | 1974-76 |
| | 25 | Chris Eberly | 1995-98 |
| | 25 | Leroy Thompson | 1987-90 |
| | 25 | Shelly Hammonds | 1990-93 |
| -- | 23 | KJ Hamler | 2018-pres. |

KICKOFF RETURNS, SEASON

| | | | |
|-----|----|------------------|------|
| 1. | 33 | Miles Sanders | 2016 |
| 2. | 32 | Grant Haley | 2014 |
| 3. | 27 | Chaz Powell | 2011 |
| 4. | 26 | Kevin Baugh | 1983 |
| 5. | 22 | Gary Brown | 1988 |
| | 22 | Geno Lewis | 2013 |
| | 22 | Chris Eberly | 1997 |
| | 22 | A.J. Wallace | 2007 |
| | 22 | Kenny Watson | 1999 |
| 10. | 21 | Chaz Powell | 2010 |
| 11. | 20 | Derrick Williams | 2008 |
| | 20 | KJ Hamler | 2018 |

PUNTING

PUNTING AVERAGE, CAREER

(Min. 50 punts)

| | | | |
|-----|--------------|-----------------------|-------------------|
| 1. | 43.13 | Blake Gillikin | 2016-pres. |
| | 43.13 | Jeremy Boone | 2007-09 |
| 3. | 43.00 | George Reynolds | 1980-83 |
| 4. | 41.84 | Pat Pidgeon | 1996-99 |
| 5. | 41.79 | Ralph Giacomarro | 1979-82 |
| 6. | 41.74 | Jeremy Kapinos | 2003-06 |
| 7. | 41.73 | Anthony Fera | 2010-11 |
| 8. | 41.71 | John Bruno Jr. | 1984-86 |
| 9. | 40.50 | Chris Claus | 1987 |
| 10. | 39.95 | David Royer | 1999-2002 |

PUNTING AVERAGE, SEASON

(Min. 30 punts)

| | | | |
|-----|-------|------------------|------|
| 1. | 43.95 | Blake Gillikin | 2018 |
| 2. | 43.55 | Ralph Giacomarro | 1981 |
| 3. | 43.32 | Jeremy Boone | 2009 |
| 4. | 43.31 | Ralph Giacomarro | 1980 |
| 5. | 43.15 | Blake Gillikin | 2017 |
| 6. | 43.03 | Jeremy Boone | 2008 |
| 7. | 43.02 | Jeremy Boone | 2007 |
| 8. | 42.92 | John Bruno Jr. | 1985 |
| 9. | 42.80 | Blake Gillikin | 2016 |
| 10. | 42.63 | George Reynolds | 1983 |

PUNTING AVERAGE, GAME

(Min. 4 punts)

| | | | |
|-----|-------|-----------------------------------|------|
| 1. | 54.75 | Ralph Giacomarro at Syracuse | 1981 |
| 2. | 52.40 | Bob Campbell vs. Miami (Fla.) | 1968 |
| 3. | 52.00 | Jeremy Kapinos vs. Purdue | 2004 |
| 4. | 51.40 | Jeremy Boone vs. Texas A&M | 2007 |
| 5. | 51.20 | Blake Gillikin vs. Kentucky | 2018 |
| 6. | 51.00 | Doug Helkowski vs. Texas | 1990 |
| 7. | 50.80 | Blake Gillikin vs. USC | 2016 |
| 8. | 50.50 | Jeremy Kapinos at Ohio State | 2004 |
| | 50.50 | Jeremy Kapinos at Ohio State | 2006 |
| 10. | 49.50 | Jeremy Boone at Illinois | 2009 |
| 11. | 48.80 | Chris Gulla vs. Akron | 2014 |
| 12. | 48.67 | Blake Gillikin at Rutgers | 2018 |
| | 48.67 | Blake Gillikin at Rutgers | 2018 |
| 14. | 48.50 | Chris Bahr vs. Alabama | 1975 |
| 15. | 48.40 | Ralph Giacomarro vs. Miami (Fla.) | 1980 |

LONGEST PUNTS

| | | | |
|-----|----|---------------------------------|------|
| 1. | 89 | Coop French at Iowa | 1930 |
| 2. | 78 | Jeremy Kapinos at Ohio State | 2004 |
| 3. | 76 | Chris Claus vs. Rutgers | 1987 |
| 4. | 74 | Anthony Fera at Iowa | 2010 |
| | 74 | Blake Gillikin at Michigan | 2018 |
| 6. | 73 | Milt Plum at Ohio State | 1956 |
| 7. | 71 | Joe Colone at Syracuse | 1946 |
| | 71 | John Bruno Jr. vs. Boston Coll. | 1985 |
| | 71 | Blake Gillikin vs. Kentucky | 2018 |
| 10. | 70 | Coop French at Iowa | 1930 |
| | 70 | Joe Colone at Syracuse | 1946 |
| | 70 | Jeremy Kapinos vs. Purdue | 2004 |
| | 70 | Jeremy Boone at Indiana | 2007 |
| | 70 | Blake Gillikin at Rutgers | 2018 |
| 15. | 69 | Bob Parsons at Colorado | 1970 |
| | 69 | Anthony Fera vs. Purdue | 2011 |
| | 69 | Blake Gillikin at Pitt | 2016 |
| 18. | 68 | Jeremy Kapinos at Ohio State | 2006 |
| | 68 | Jeremy Boone at Indiana | 2007 |
| 20. | 67 | Joe Colone vs. Navy | 1947 |
| | 67 | Art Betts vs. Michigan State | 1951 |
| | 67 | Wayne Corbett at Pittsburgh | 1965 |
| | 67 | Blake Gillikin at Rutgers | 2018 |
| 24. | 66 | Frank Hershey vs. Maryland | 1964 |
| | 66 | Jeremy Boone at Illinois | 2009 |
| | 66 | Alex Butterworth vs. Michigan | 2013 |
| 27. | 65 | W.G. Cooper vs. Villanova | 1935 |
| | 65 | Tom Cherry vs. UCLA | 1967 |
| | 65 | Bob Parsons vs. Colorado | 1969 |
| | 65 | Blake Gillikin vs. USC | 2016 |

KICKING

FIELD GOALS MADE, CAREER

| | | | |
|------------|-----------|---------------------|-------------------|
| 1. | 78 | Kevin Kelly | 2005-08 |
| 2. | 54 | Sam Ficken | 2011-14 |
| 3. | 50 | Craig Fayak | 1990-93 |
| 4. | 47 | Travis Forney | 1996-99 |
| 5. | 45 | Brett Conway | 1993-96 |
| 6. | 40 | Massimo Manca | 1982, 84-86 |
| 7. | 39 | Matt Bahr | 1976-78 |
| | 39 | Robbie Gould | 2001-04 |
| | 39 | Tyler Davis | 2015-17 |
| 10. | 38 | Nick Gancitano | 1981-84 |
| 11. | 36 | Collin Wagner | 2007-10 |
| 12. | 35 | Chris Bahr | 1973-75 |
| 13. | 29 | Herb Menhardt | 1978-80 |
| 14. | 27 | Ray Tarasi | 1986-89 |
| 15. | 20 | Jake Pinegar | 2018-pres. |

FIELD GOALS ATTEMPTED, SEASON

| | | | |
|-----|----|---------------|------|
| 1. | 34 | Kevin Kelly | 2006 |
| 2. | 33 | Chris Bahr | 1975 |
| 3. | 29 | Travis Forney | 1998 |
| | 29 | Sam Ficken | 2014 |
| 5. | 27 | Matt Bahr | 1978 |
| 6. | 26 | Massimo Manca | 1985 |
| | 26 | Craig Fayak | 1991 |
| | 26 | Travis Forney | 1999 |
| | 26 | Kevin Kelly | 2007 |
| 10. | 25 | Collin Wagner | 2010 |
| 11. | 24 | Matt Bahr | 1977 |
| | 24 | Brett Conway | 1995 |
| | 24 | Brett Conway | 1996 |
| | 24 | Kevin Kelly | 2008 |
| | 24 | Tyler Davis | 2016 |
| | 24 | Jake Pinegar | 2018 |

FIELD GOAL PERCENTAGE, CAREER

(Min. 25 Attempts)

| | | | |
|-----------|-------------|---------------------|-------------------|
| 1. | 79.6 | Tyler Davis | 2015-17 |
| 2. | 77.6 | Nick Gancitano | 1981-84 |
| 3. | 75.0 | Collin Wagner | 2006-10 |
| 4. | 74.6 | Travis Forney | 1996-99 |
| 5. | 73.8 | Brett Conway | 1993-96 |
| 6. | 72.9 | Kevin Kelly | 2005-08 |
| 7. | 72.0 | Sam Ficken | 2011-14 |
| 8. | 71.4 | Jake Pinegar | 2018-pres. |
| 9. | 69.0 | Herb Menhardt | 1976, 78-80 |
| 10. | 67.8 | Massimo Manca | 1982, 84-86 |

RECORD WATCH

LONGEST FIELD GOALS

| | | | |
|-----|-----------|-------------------------------|-------------|
| 1. | 57 | Jordan Stout vs. Pitt | 2019 |
| 2. | 55 | Chris Bahr at Temple | 1975 |
| | 55 | Chris Bahr at Ohio State | 1975 |
| | 55 | Chris Bahr at Syracuse | 1975 |
| 5. | 54 | Herb Menhardt at NC State | 1979 |
| | 54 | Sam Ficken vs. Kent State | 2013 |
| 7. | 53 | Massimo Manca vs. Notre Dame | 1985 |
| | 53 | Kevin Kelly vs. Iowa | 2007 |
| | 53 | Jordan Stout vs. Idaho | 2019 |
| 10. | 52 | Chris Bahr vs. West Virginia | 1975 |
| | 52 | Eric Etze at Notre Dame | 1988 |
| | 52 | Brett Conway vs. Temple | 1996 |
| | 52 | Kevin Kelly at Syracuse | 2008 |

EXTRA POINTS MADE, CAREER

| | | | |
|------------|-----------|---------------------|-------------------|
| 1. | 183 | Kevin Kelly | 2005-08 |
| 2. | 144 | Tyler Davis | 2015-17 |
| 3. | 141 | Brett Conway | 1993-96 |
| 4. | 132 | Craig Fayak | 1990-93 |
| 5. | 117 | Travis Forney | 1996-99 |
| 6. | 115 | Robbie Gould | 2002-04 |
| 7. | 109 | Sam Ficken | 2011-14 |
| 8. | 98 | Al Vitiello | 1971-72 |
| 9. | 86 | Massimo Manca | 1982, 84-86 |
| 10. | 85 | Collin Wagner | 2006-10 |
| 11. | 79 | Jake Pinegar | 2018-pres. |

EXTRA POINTS MADE, SEASON

| | | | |
|-----------|-----------|---------------------|-------------|
| 1. | 71 | Tyler Davis | 2017 |
| 2. | 62 | Brett Conway | 1994 |
| | 62 | Tyler Davis | 2016 |
| 4. | 60 | Kevin Kelly | 2008 |
| 5. | 59 | Al Vitiello | 1971 |
| 6. | 53 | <i>Jake Pinegar</i> | <i>2018</i> |
| 7. | 49 | Kevin Kelly | 2005 |
| 8. | 46 | Collin Wagner | 2009 |
| 9. | 44 | Kevin Kelly | 2007 |
| | 44 | Travis Forney | 1999 |
| -- | 26 | Jake Pinegar | 2019 |

EXTRA POINTS MADE, GAME

| | | | |
|----|-----------|---------------------------------|-------------|
| 1. | 10 | Charles Atherton vs. Gettysburg | 1894 |
| | 10 | Travis Forney vs. Akron | 1999 |
| | 10 | Jake Pinegar vs. Idaho | 2019 |

EXTRA POINT PERCENTAGE, CAREER

(Min. 50 Attempts)

| | | | |
|-----------|---------------------|---------------------|-------------------|
| 1. | 100.0 (59-59) | Herb Menhardt | 1976, 78-80 |
| | 100.0 (85-85) | Collin Wagner | 2006-10 |
| | 100.0 (144-144) | Tyler Davis | 2015-17 |
| 4. | 99.3 (141-142) | Brett Conway | 1993-96 |
| 5. | 98.9 (183-185) | Kevin Kelly | 2005-08 |
| 6. | 98.9 (86-87) | Massimo Manca | 1982, 84-86 |
| 7. | 97.5 (79-81) | Jake Pinegar | 2018-pres. |
| 8. | 97.3 (109-112) | Sam Ficken | 2011-14 |
| 9. | 96.7 (117-121) | Travis Forney | 1996-99 |
| 10. | 96.2 (76-79) | Nick Gancitano | 1981-84 |

DEFENSE

TACKLES FOR LOSS, CAREER (Since 1975)

| | | | |
|-----------|-------------|--------------------------|-------------------|
| 1. | 70.0 | Courtney Brown | 1996-99 |
| 2. | 51.0 | Brandon Short | 1996-99 |
| 3. | 45.0 | Larry Kubin | 1977-80 |
| 4. | 43.0 | Bruce Clark | 1976-79 |
| | 43.0 | Justin Kurpeikis | 1997-2000 |
| 6. | 42.0 | Michael Haynes | 1999-2002 |
| 7. | 41.0 | Shane Conlan | 1983-86 |
| 8. | 39.0 | LaVar Arrington | 1997-99 |
| | 39.0 | Jimmy Kennedy | 1999-2002 |
| 10. | 38.0 | Anthony Zettel | 2012-15 |
| 11. | 36.0 | Matt Millen | 1976-79 |
| | 36.0 | Tamba Hali | 2002-05 |
| 13. | 34.0 | Paul Posluszny | 2003-06 |
| | 34.0 | Dan Connor | 2004-07 |
| 15. | 33.0 | Anthony Adams | 1999-2002 |
| -- | 27.5 | Yetur Gross-Matos | 2017-pres. |

TACKLES FOR LOSS, SEASON (Since 1975)

| | | | |
|-----|-------------|--------------------------|-------------|
| 1. | 29.0 | Courtney Brown | 1999 |
| 2. | 24.0 | Terry Killens | 1995 |
| 3. | 23.0 | Michael Haynes | 2002 |
| | 23.0 | Courtney Brown | 1998 |
| | 23.0 | Larry Kubin | 1979 |
| 6. | 21.5 | Maurice Evans | 2007 |
| 7. | 21.0 | Tyoka Jackson | 1993 |
| 8. | 20.0 | Bruce Clark | 1978 |
| | 20.0 | Todd Atkins | 1994 |
| | 20.0 | Aaron Maybin | 2008 |
| | 20.0 | LaVar Arrington | 1999 |
| | <i>20.0</i> | <i>Yetur Gross-Matos</i> | <i>2018</i> |
| 13. | 19.5 | Carl Nassib | 2015 |
| 14. | 18.0 | Justin Kurpeikis | 2000 |
| | 18.0 | Brad Scioli | 1998 |
| | 18.0 | Todd Atkins | 1995 |
| | 18.0 | Willie Smith | 1994 |
| | 18.0 | Brandon Noble | 1996 |

PASSES DEFENDED, CAREER

| | | | |
|-----------|-----------|----------------------------------|-------------------|
| 1. | 76 | Derek Bochna (64 pbu, 12 int) | 1990-93 |
| 2. | 60 | Brian Miller (48 pbu, 12 int) | 1993-96 |
| 3. | 52 | Darren Perry (37 pbu, 15 int) | 1988-91 |
| 4. | 51 | Leon Humphries (43 pbu, 8 int) | 1988-91 |
| 5. | 46 | Alan Zemaitis (34 pbu, 12 int) | 2002-05 |
| 6. | 44 | Duffy Cobbs (35 pbu, 9 int) | 1983-86 |
| 7. | 42 | Lee Rubin (34 pbu, 8 int) | 1990-93 |
| | 42 | Kim Herring (29 pbu, 13 int) | 1993-96 |
| 9. | 41 | David Macklin (33 pbu, 8 int) | 1996-99 |
| 10. | 39 | Willie Thomas (34 pbu, 5 int) | 1987-90 |
| 11. | 36 | Sherrod Raining (27 pbu, 9 int) | 1986-89 |
| 12. | 33 | Shell Hammonds (30 pbu, 3 int) | 1990-93 |
| 13. | 31 | Reggie Givens (28 pbu, 3 int) | 1989-92 |
| | 31 | Eddie Johnson (26 pbu, 5 int) | 1985-88 |
| | 31 | Mark Tate (29 pbu, 2 int) | 1993-96 |
| 31 | 31 | John Reid (24 pbu, 7 int) | 2015-pres. |



79

GAME 1
PENN STATE VS. IDAHO

7



BEAVER STADIUM | BTN | 8/31/19 | 104,527



GAME RECAP

UNIVERSITY PARK, Pa. – Penn State cruised to a 79-7 win over Idaho in its season-opening football contest.

Penn State rolled for 673 total yards on offense – the third-most in program history – while holding Idaho to just five first downs and 145 total yards. The Nittany Lion ground game led the offensive charge with five different running backs combining for seven rushing touchdowns and a total of nine different rushers combining for 331 yards on 45 attempts. Freshman Devyn Ford ran his second career carry for an 81-yard touchdown en route to a 107-yard day, while classmate Noah Cain and sophomore Journey Brown both added two scores each.

Making his first career start, sophomore quarterback Sean Clifford threw for 280 yards and two touchdowns on 14-of-23 passing and rushed seven times for 57 yards in a little more than a half of action. KJ Hamler led the receivers with four catches for 115 yards and both of Clifford's passing touchdowns.

The Vandals were limited to just four yards rushing as Penn State totaled seven sacks and 11 tackles for loss, led by 2.5 sacks by junior defensive end Yetur Gross-Matos.

Notes

- The Nittany Lions have won 16 of their last 18 season openers, including four-straight victories.
- The Nittany Lions have won 17 of their last 18 home openers, including seven straight victories.
- Penn State won its eighth consecutive non-conference regular season game.
- Penn State's 79 points mark the most the Nittany Lions have scored in a game since scoring 81 in an 81-0 win over Cincinnati in the 1991 home opener.
- The 79 points are the second-most since 1921 and are tied for the sixth-most in program history.
- The 72-point margin of victory is tied for the 10th-biggest in Penn State history and is the largest since the 1991 Cincinnati game (81-0).
- Penn State's seven rushing touchdowns are the most since rushing the ball into the end zone seven times against Coastal Carolina in 2008.
- The Nittany Lions had five different running backs score the seven rushing touchdowns. It is the first time since at least 2000 that five different players have scored a rushing touchdown in the same game.
- Penn State's 673 yards of total offense were the most since 689 at Minnesota in 1994 and the third most for the Nittany Lions since 1947.
- Penn State's 35 first downs were the most since it had 35 against Minnesota in 2005.
- The Nittany Lion defense held Idaho to just 4 rushing yards, the fewest since allowing 3 yards to UMass in 2014 and the second-fewest under James Franklin.
- Penn State gave up just 145 yards of total offense, which are the fewest since allowing 87 yards to Rutgers in 2016 and the second-lowest total under James Franklin.
- RB Devyn Ford became the first Nittany Lion freshman to run for more than 100 yards in a game since Saquon Barkley rushed for 103 yards against Michigan State on November 18, 2015. He is also the first Penn State freshman to run for 100 yards in a season opener since Curt Warner rushed for 100 yards on 12 carries against Rutgers on September 15, 1979.
- Ford scored on an 81-yard run in the second quarter. It was his first career touchdown and Penn State's longest rushing touchdown since Saquon Barkley's 92-yard run in the Fiesta Bowl vs. Washington in 2017.
- CB John Reid notched the first full sack of his career in the opening stanza. He previously had a half-sack against Kent State in 2016. He also grabbed the sixth interception of his career early in the third quarter.

SCORING SUMMARY

| | 1 | 2 | 3 | 4 | OT | F |
|------------|----|----|----|----|----|----|
| ID | 0 | 0 | 0 | 7 | - | 7 |
| PSU | 20 | 24 | 14 | 21 | - | 79 |

| | | | | | | |
|-----|-------|-------|--|--|-----------------|--|
| 1st | 11:30 | PSU | | | 6-23/2:00/0-3 | |
| | 8:35 | PSU | | | 4-0/0:51/0-6 | |
| | 5:03 | PSU | | | 5-54/2:00/0-13 | |
| | 1:50 | PSU | | | 5-35/1:43/0-20 | |
| 2nd | 10:28 | PSU | | | 3-55/1:01/0-27 | |
| | 4:27 | PSU | | | 3-95/1:11/0-34 | |
| | 1:39 | PSU | | | 4-76/1:19/0-41 | |
| | 00:00 | PSU | | | 4-40/0:42/0-44 | |
| 3rd | 13:11 | PSU | | | 5-75/1:43/0-51 | |
| | 11:28 | PSU | | | 4-6/1:30/0-58 | |
| 4th | 14:51 | PSU | | | 14-72/5:51/0-65 | |
| | 12:35 | IDAHO | | | 2-25/0:41/7-65 | |
| | 7:48 | PSU | | | 10-75/4:47/7-72 | |
| | 2:17 | PSU | | | 7-54/3:45/7-79 | |

TEAM STATS

| | IDAHO | PSU |
|---------------------|---------|---------|
| First Downs | 5 | 35 |
| Rushing Yards | 4 | 331 |
| Passing Yards | 141 | 342 |
| Passing (C-A-Int) | 16-26-1 | 25-37-0 |
| Total Offense | 145 | 673 |
| Plays | 54 | 82 |
| Fumbles (#-Lost) | 0-0 | 3-1 |
| Penalties (#-Yards) | 10-67 | 3-30 |
| Possession Time | 27:04 | 32:56 |
| 3rd-Down Conv. | 1-15 | 1-8 |
| Red Zone | 1-1 | 8-8 |
| Touchdowns | 1 | 6 |
| Field goals | 0 | 2 |

OTHER

| | | |
|--------------|------------------|------|
| Time of Game | | 3:18 |
| Idaho | 0-1, 0-0 Big Sky | |
| Penn State | 1-0, 0-0 Big Ten | |

How It Happened

Penn State jumped out to a 20-0 lead in the first quarter behind a pair of field goals by Jake Pinegar (28 yards) and Jordan Stout (53 yards), respectively, and a rushing touchdown each from Brown and Ricky Slade.

The Nittany Lions added 24 points in the second quarter to take a 44-0 lead into halftime. Hamler caught a 36-yard pass from Clifford in the back of the end zone early in the frame, and then in the final five minutes, Ford broke free for 81 yards on his second career carry, Hamler hauled in a 21-yard touchdown, and a quick three-and-out setup a successful 38-yard field goal conversion by Pinegar as time expired.

Brown and Cain added rushing touchdowns in the third quarter for a 58-0 lead. In the fourth, quarterback freshman quarterback Will Lewis threw his first career touchdown pass to rookie tight end Brenton Strange to put the Nittany Lions up 65-0.

Idaho's lone score came with 12:35 remaining, as a mishandled punt reception gave the Vandals a short 25-yard field, and quarterback Mason Petrino eventually connected with fullback Logan Kendall from a yard out.

Penn State added a pair of rushing touchdowns from Cain and Nick Eury in the final eight minutes to cement the 79-7 victory.

INDIVIDUAL STATISTICS

RUSHING

Idaho-Carter, Aundre 14-32; Martinez, Kiahn 3-16; Kendall, Logan 1-0; Richardson, Colton 4-minus 19; Petrino, Mason 6-minus 25.

Penn State-Ford, Devyn 6-107; Clifford, Sean 7-57; Cain, Noah 9-44; Eury, Nick 6-44; Brown, Journey 5-38; Levis, Will 5-21; Hamler, KJ 1-16; Slade, Ricky 5-9; Shuster, Mike 1-minus 5.

PASSING

Idaho-Petrino, Mason 11-17-1-91; Richardson, Colton 5-9-0-50.

Penn State-Clifford, Sean 14-23-0-280; Levis, Will 11-14-0-62.

RECEIVING

Idaho-Cotton, Jeff 6-83; Romano, Nick 3-28; Haywood, Cutrell 3-7; Martinez, Kiahn 1-9; Noil, Michael 1-9; Byers, Jed 1-4; Kendall, Logan 1-1.

Penn State-Hamler, KJ 4-115; Shorter, Justin 3-36; Carr, Weston 3-27; Ford, Devyn 3-6; Brown, Journey 2-31; George, Daniel 2-28; Sullivan-Brown, Cam 2-13; Slade, Ricky 1-26; Freiermuth, Pat 1-25; Dotson, Jahan 1-13; Weller, Justin 1-10; Kuntz, Zack 1-8; Strange, Brenton 1-4.

TOP TACKLERS (T-U-A-A)

Idaho-Walker, Tre 8-5-3; Nash, Christian 6-3-3; Shannon, Sully 6-2-4; Akanno, Charles 5-5-0; Miller, Robert 5-5-0; Jenkins, Jalan 4-3-1.

Penn State-Wade, Lamont 4-3-1; Mustipher, PJ 4-2-2; Smith, Brandon 3-3-0; Castro-Fields, Tariq 3-3-0; Sutherland, Jonathan 3-2-1; Gross-Matos, Yetur 3-2-1; Luketa, Jesse 3-1-2; Isaac, Adisa 3-1-2; Brooks, Ellis 3-1-2.



45

GAME 2
PENN STATE VS. BUFFALO

13



BEAVER STADIUM | FOX | 9/7/19 | 104,136



SCORING SUMMARY

| | 1 | 2 | 3 | 4 | OT | F |
|-----|---|----|----|----|----|----|
| UB | 0 | 10 | 3 | 0 | - | 13 |
| PSU | 7 | 0 | 28 | 10 | - | 45 |

| | | | |
|-----|-------|-----|--|
| 1st | 8:50 | PSU | 2-37/0:30/0-7 Dotson, Jahan 28 yd pass from Clifford, Sean (Pinegar kick) |
| 2nd | 9:42 | UB | 19-69/8:34/3-7 McNulty, Alex 32 yd field goal |
| | 0:11 | UB | 10-96/4:32/10-7 Bourassa, Julien 6 yd pass from Myers, Matt (McNulty kick) |
| 3rd | 12:58 | PSU | 10-14 Reid, John 36 yd interception return (Pinegar kick) |
| | 11:54 | PSU | 1-23/0:05/10-21 Freiermuth, Pat 23 yd pass from Clifford, Sean (Pinegar kick) |
| | 6:59 | UB | 10-67/4:55/13-21 McNulty, Alex 25 yd field goal |
| | 6:12 | PSU | 3-65/0:43/13-28 Cain, Noah 2 yd run (Pinegar kick) |
| | 2:56 | PSU | 5-55/1:35/13-35 Freiermuth, Pat 28 yd pass from Clifford, Sean (Pinegar kick) |
| 4th | 13:58 | PSU | 7-55/1:54/13-38 Pinegar, Jake 32 yd field goal |
| | 3:03 | PSU | 4-74/1:51/13-45 Dotson, Jahan 56 yd pass from Clifford, Sean (Pinegar kick) |

TEAM STATS

| | UB | PSU |
|---------------------|---------|---------|
| First Downs | 22 | 14 |
| Rushing Yards | 184 | 78 |
| Passing Yards | 245 | 279 |
| Passing (C-A-Int) | 16-32-1 | 16-22-0 |
| Total Offense | 429 | 357 |
| Plays | 90 | 46 |
| Fumbles (#-Lost) | 1-1 | 2-1 |
| Penalties (#-Yards) | 8-78 | 3-25 |
| Possession Time | 42:35 | 17:25 |
| 3rd-Down Conv. | 10-23 | 2-9 |
| Red Zone | 3-3 | 2-2 |
| Touchdowns | 1 | 1 |
| Field goals | 2 | 1 |

OTHER

| | |
|--------------|------------------|
| Time of Game | 3:21 |
| Buffalo | 1-1, 0-0 MAC |
| Penn State | 2-0, 0-0 Big Ten |

GAME RECAP

UNIVERSITY PARK, Pa. - No. 15/14 Penn State scored four touchdowns in the third quarter en route to a 45-13 win over Buffalo in Beaver Stadium.

Penn State trailed Buffalo, 10-7 at the half, but cornerback John Reid returned an interception 36 yards for a touchdown early in the third quarter to swing the momentum in Penn State's favor. Sean Clifford added a pair of touchdowns and Noah Cain rushed for one before the frame ended to establish a 35-13 lead.

Clifford finished the game with four touchdown passes, connecting twice each with Jahan Dotson and Pat Freiermuth.

How It Happened

The Nittany Lions took advantage of a Buffalo fumble on its second offensive possession for their first score. Linebacker Cam Brown caused and forced it at the Bulls' 37-yard line, and then two plays later, Clifford found Dotson in the right corner of the end zone for a 28-yard score.

Buffalo got on the board with a field goal early in the second quarter by Alex McNulty. The 32-yard kick concluded a 19-play, 69-yard drive that consumed 8 minutes, 34 seconds. Buffalo then found the end zone with 11 seconds remaining before the halftime break. A 40-yard completion to Antonio Nunn at the 6-yard line from quarterback Matt Myers setup the score.

Penn State received the second-half kickoff and reached Buffalo 33, but a fumble gave the Bulls the ball back. However, on Buffalo's third play of the drive, Reid jumped a route along the left sideline and went untouched into the end zone for a 36-yard score, his first career pick-six.

After the Nittany Lions forced a three-and-out and followed it with a 22-yard punt return by KJ Hamler and a personal foul penalty setup Penn State at the Bulls' 23. On the first play of the drive, Clifford connected with Freiermuth for his first score of the quarter.

Following a 25-yard field goal by Buffalo, the Nittany Lions answered with a 2-yard touchdown run by Cain. Cain's run was setup by a career-long 58-yard rush along the sideline by Clifford.

The next Penn State drive ended with a 28-yard touchdown reception by Freiermuth. On fourth-and-2, Clifford found Freiermuth on a short pass to the left of the line and the sophomore pulled it in with one hand and took it up the sideline and into the end zone.

A 45-yard reception by Hamler setup Penn State's next score, a 32-yard field goal by Jake Pinegar, early in the fourth quarter. Later in the frame, Clifford connected with Dotson on a 56-yard touchdown to complete the scoring.

Notes

- Penn State won its ninth consecutive non-conference regular season game.
- The Nittany Lions won their 15th straight non-conference regular season home game.
- Penn State has scored 124 points (79 vs. Idaho; 45 vs. Buffalo) in its first two games, the second-highest total in the first two games of the season in school history. In 1894, Penn State opened the season with a combined 132 points in the first two games, scoring 60 against Gettysburg in the opener and 72 vs. Lafayette in the second game.
- Penn State scored 40 points for the 17th time since 2016. By comparison, from 2008 until 2016, the Nittany Lions had 18 40-point outings.
- The Nittany Lions scored 28 points in the third quarter, the most in a single quarter since they scored 35 in the fourth quarter of last season's game at Illinois.
- The 28-point third stanza marked the highest scoring by Penn State in a third quarter since the Nittany Lions had 28 points in the third quarter of the 2017 Rose Bowl Game vs. USC.
- The Nittany Lions are now 52-31 all time in night games, including a 15-10 mark at home.
- Penn State improves to 27-3 against the 2019 football alignment of the Mid-American Conference.
- Penn State's interception return for a touchdown in the third quarter was the first interception returned for a TD since Amani Oruwariye returned an interception 30 yards for a score against Kent State in 2016.
- The 19-play drive allowed by Penn State over the first and second quarter was the longest given up by the Nittany Lions in terms of plays since at least 2002.
- The 8:34 scoring drive by Buffalo was the longest given up by Penn State in terms of time since Texas A&M had an 8:45 field goal drive in the 2007 Alamo Bowl.
- Penn State's 17:28 time of possession is the lowest for the Nittany Lions since at least 1993.
- Sean Clifford becomes the 16th different Penn State quarterback with at least four touchdown passes in a game. The last time was Trace McSorley's four TD passes vs. Georgia State in 2018.
- Pat Freiermuth had career-bests of eight catches and 99 yards receiving. He also tied his personal best with two touchdowns.
- Dotson had a career-best 109 yards receiving, bettering his previous career mark of 58 yards at Rutgers last year.

INDIVIDUAL STATISTICS

RUSHING

Buffalo-Patterson, Jaret 23-71; Marks, Kevin 17-64; McDuffie, Dylan 6-43; Cook, Ron 5-6; Myers, Matt 7-0.
Penn State-Clifford, Sean 11-51; Brown, Journey 6-28; Slade, Ricky 3-8; Cain, Noah 1-2; Ford, Devyn 1-1; TEAM 2-minus 12.

PASSING

Buffalo-Myers, Matt 16-31-1-245; Kyle Vantrease 0-1-0-0.
Penn State-Clifford, Sean 16-22-0-279.

RECEIVING

Buffalo-Nunn, Antonio 5-113; Johnson, Dominic 3-27; Lefebvre, Zac 2-33; Todd, Carlton 2-31; Patterson, Jaret 1-19; Lee, Daniel 1-11; Bourassa, Julien 1-6; Smith, LeMaro 1-5.
Penn State-Freiermuth, Pat 8-99; Dotson, Jahan 4-109; Hamler, KJ 3-62; Shorter, Justin 1-9.

TOP TACKLERS (T-UA-A)

Buffalo-Banks, Joey 9-5-4; Hill, Tyrone 5-4-1; Otwinowski, Matt 5-4-1; Washington, Aapri 4-3-1; Onwuka, Chibueze 4-2-2; Patterson, James 4-1-3; Baker, Roy 2-2-0.
Penn State-Johnson, Jan 14-1-13; Brown, Cam 10-5-5; Parsons, Micah 10-2-8; Castro-Fields, Tariq 8-6-2; Taylor, Garrett 8-2-6; Brisker, Jaquan 7-3-4; Windsor, Robert 5-1-4; Reid, John 4-2-2; Mustipher, PJ 4-2-2.



17

GAME 3
PENN STATE VS. PITTSBURGH

10



BEAVER STADIUM | ABC | 9/14/19 | 108,661



SCORING SUMMARY

| | 1 | 2 | 3 | 4 | OT | F |
|------|---|----|---|---|----|----|
| PITT | 0 | 10 | 0 | 0 | - | 10 |
| PSU | 7 | 3 | 7 | 0 | - | 17 |

| | | | | |
|-----|------|------|---|------------------|
| 1st | 8:50 | PSU | Dotson, Jahan 28 yd pass from Clifford, Sean (Pinegar kick) | 2-37/0:30/0-7 |
| 1st | 4:31 | PSU | Ford, Devyn 1 yd run (Pinegar kick) | 5-98/2:02/0-7 |
| 2nd | 6:34 | PITT | Kessman, Alex 25 yd field goal | 18-85/9:15/3-7 |
| | 2:08 | PITT | Davis, Vincent 3 yd run (Kessman kick) | 8-78/3:13/10-7 |
| | 0:01 | PSU | Stout, Jordan 57 yd field goal | 11-48/2:03/10-10 |
| 3rd | 5:50 | PSU | Cain, Noah 13 yd run (Pinegar kick) | 13-88/4:49/10-17 |

TEAM STATS

| | PITT | PSU |
|---------------------|---------|---------|
| First Downs | 20 | 17 |
| Rushing Yards | 25 | 167 |
| Passing Yards | 372 | 222 |
| Passing (C-A-Int) | 35-51-0 | 14-30-0 |
| Total Offense | 396 | 389 |
| Plays | 76 | 62 |
| Fumbles (#-Lost) | 2-0 | 1-0 |
| Penalties (#-Yards) | 2-18 | 3-40 |
| Possession Time | 34:16 | 25:44 |
| 3rd-Down Conv. | 5-16 | 4-13 |
| Red Zone | 2-3 | 2-2 |
| Touchdowns | 1 | 2 |
| Field goals | 1 | 0 |

OTHER

| | |
|--------------|------------------|
| Time of Game | 3:13 |
| Pitt | 1-2, 0-1 ACC |
| Penn State | 3-0, 0-0 Big Ten |

GAME RECAP

UNIVERSITY PARK, Pa. - No. 13/11 Penn State used a 13-play, 88-yard touchdown drive in the third quarter and a goal line stand late in the fourth to secure a 17-10 victory over Pittsburgh in front of a "Stripe Out" crowd of 108,661.

Penn State's third-quarter scoring drive was capped by a 13-yard touchdown run by freshman running back Noah Cain, which proved to be the game-deciding score. The Nittany Lion defense prevented Pittsburgh from tying it up late, denying the Panthers despite first-and-goal at the 1-yard line. Linebacker Cam Brown forced Pitt quarterback Kenny Pickett to throw the ball away on first and third downs, and safety Garrett Taylor and linebacker Jesse Luketa stuffed Pickett on a rush on second down, leading to a failed 19-yard field goal attempt on fourth down with 4:54 remaining.

Penn State quarterback Sean Clifford threw for 222 yards and the Nittany Lions combined for 167 yards rushing, led by Journey Brown's 109 yards - including an 85-yard run - on 10 carries, Cain's 40 yards and one touchdown on six carries and a touchdown by freshman Devyn Ford.

Pickett led Pitt's offense, completing 35-of-51 passes for 372 yards. He primarily targeted Taysir Mack, who finished with a career-high 12 catches for 125 yards.

The Penn State defense held Pitt to 24 yards rushing on 25 attempts, including minus-6 yards on 10 attempts in the second half. The Panthers managed just 8 yards on 12 plays in the third quarter. Linebacker Micah Parsons led the way with nine tackles (seven solo), including two tackles for loss, while linebackers Brown and Jan Johnson and defensive end Shaka Toney each added second-half sacks.

How It Happened

Pitt started to gain momentum in the latter half of the first quarter, pinning Penn State at its own 2-yard line, but on third-and-9 from the 3, Brown broke through the middle, slipped through a tackle and ran 85 yards to the Pitt 12. After a penalty moved the Lions to the 4, Ford found the end zone after consecutive rushes of 4 and 1 yards, and Penn State took a 7-0 lead with 4:43 on the clock.

Pitt answered to take the lead with an 18-play, 85-yard field goal drive for its first score with 6:43 remaining in the half, and followed that with an eight-play, 78-yard touchdown drive capped by a 3-yard A.J. Davis touchdown run with 2:08 remaining. However, Penn State tied the game at 10-10 in the closing seconds with a school-record 57-yard field goal by Jordan Stout.

The Nittany Lions retook the lead, 17-10, with 5:50 remaining in the third quarter on Cain's touchdown. Pitt threatened with a pair of late fourth quarter drives but was denied both times.

INDIVIDUAL STATISTICS

RUSHING

Pittsburgh-Jacques-Louis, Shocky 1-9; Kenny Pickett 9-7; Davis, Vincent 4-6; Davis, A.J. 8-5; Carter, V'Lique 2-minus 1; TEAM 1-minus 2.

Penn State-Brown, Journey 10-109; Cain, Noah 6-40; Ford, Devyn 5-9; Clifford, Sean 7-5; Slade, Ricky 4-4.

PASSING

Pittsburgh-Pickett, Kenny 35-51-0-372.

Penn State-Clifford, Sean 14-30-0-222.

Notes

- Kickoff time was delayed 34 minutes due to lightning in the area pregame.
- In the 100th all-time meeting, Penn State improved to 53-43-4 against Pitt.
- The Nittany Lions moved to 19-6 all-time at home against Pittsburgh.
- Kickoff time was delayed 34 minutes due to lightning in the area during pregame warm-ups.
- The Nittany Lions won their 16th-straight non-conference regular-season home game.
- Penn State's 17 points in victory were the fewest by the Nittany Lions in a win since a 13-7 win against Indiana in 2014.
- Penn State allowed 24 rushing yards, tied for the third-fewest given up by the Nittany Lions under James Franklin with 24 given up to UCF in 2014. Two of the four lowest rushing yards allowed under Franklin have been established this season, with 4 yards allowed to Idaho previously.
- K Jordan Stout's 57-yard field goal late in the second quarter is a Penn State school record. The old record was held by Chris Bahr, who booted three 55-yard field goals in 1975 at Temple, at Ohio State and at Syracuse.
- In his first career start, RB Journey Brown's 85-yard run was the second-longest non-scoring run in school history. Blair Thomas had a 92-yard rush vs. Syracuse in 1986.
- Brown's 85-yard rush was the longest rush by a Nittany Lion since Saquon Barkley had a 92-yard dash against Washington in the 2017 Fiesta Bowl.
- It was also Penn State's second run of 80 or more yards this season, joining an 81-yard run by Devyn Ford against Idaho.
- Clifford threw for 222 yards for his third-straight 200-yard game, which is tied for 18th on Penn State's career list.
- Cain scored a touchdown for the third-straight game to open his collegiate career. He has four rushing scores this year.
- LB Jan Johnson recorded the first full sack of his career in the third quarter. He had a half-sack last season at Pittsburgh.
- S Garrett Taylor recorded seven tackles to reach the 100-career tackle mark. He now has 101 career stops.
- P Blake Gillikin landed a career-best six punts (out of seven attempts) inside the 20. He previously had three games with four punts landed inside the 20 with the last coming at Pitt in 2018.

RECEIVING

Pittsburgh-Mack, Taysir 12-125; Ffrench, Maurice 8-43; Davis, A.J. 7-94; Griffin-Stewart, Nakia 2-39; Tipton, Tre 2-28; Mathews, Aaron 2-17; Butler-Jenkins, Dontavius 1-27; Gragg, Will 1-minus 1.

Penn State-Hamler, KJ 3-68; Slade, Ricky 2-42; Shorter, Justin 2-29; Dotson, Jahan 2-21; Brown, Journey 1-16; Freiermuth, Pat 1-16; Cain, Noah 1-13; Ford, Devyn 1-9; Sullivan-Brown, Cam 1-8.

TOP TACKLERS (T-UA-A)

Pittsburgh-Ford, Paris 11-6-5; Hamlin, Damar 7-5-2; Twyman, Jaylen 6-3-3; Brightwell, Saleem 5-2-3; Johnson, Kylan 5-0-5; Campbell, Phil 4-2-2; Baldonado, Habakkuk 4-1-3.

Penn State-Parsons, Micah 9-7-2; Taylor, Garrett 7-6-1; Brown, Cam 7-3-4; Sutherland, Jonathan 5-4-1; Johnson, Jan 5-4-1; Castro-Fields, Tariq 5-3-2; Toney, Shaka 5-2-3.



59

GAME 4
PENN STATE AT MARYLAND

0



CAPITAL ONE FIELD AT MARYLAND STADIUM | FS1 | 9/27/19 | 53,288



GAME RECAP

COLLEGE PARK, Md. – Quarterback Sean Clifford threw for 398 yards and three touchdowns in less than three quarters of action to lead the No. 12/11 Nittany Lions past Maryland, 59-0, on Friday night.

It was career night for Clifford as he set personal bests with 26 completions on 31 attempts for 398 yards, including a Penn State-record 287 yards in the first half. Three of his throws went for touchdowns and he earned his first career rushing touchdown on the Lions' first play from scrimmage.

Will Levis relieved Clifford with 5:45 remaining in the third quarter and added 23 passing yards to give Penn State 421 yards for the night, ranking as the second-most in program history (behind Christian Hackenberg's 454 passing yards against UCF in 2014) and the most in a Big Ten game in program history.

Thirteen different Lions caught a pass, led by a career-high six receptions by KJ Hamler, who finished with 108 yards receiving and a 58-yard touchdown reception.

In total, Penn State's 619 yards of total offense were its third-most in a Big Ten game all-time.

On defense, Penn State yielded just 128 yards, its second-fewest in a Big Ten game all-time. Jan Johnson and Tariq Casto-Fields both hauled in interceptions that led to Penn State touchdown drives and Ellis Brooks led the unit with six tackles and 2.5 sacks.

How It Happened

Johnson intercepted Maryland quarterback Josh Jackson on the Terps' fifth play from scrimmage, returning it 17 yards to the Maryland 32, and penalties on the play and after the play gave the Nittany Lions the ball at the Maryland 8-yard line. Clifford called his own number on the first play and scampered untouched into the end zone for a quick 7-0 lead.

The Penn State defense forced a three-and-out on Maryland's next possession, and the Lions went up 14-0 on an electrifying 58-yard touchdown reception by Hamler with 9:28 remaining in the first quarter. Maryland threatened on its next drive, but Castro-Fields intercepted Jackson at the goal line, setting up a 95-yard touchdown drive that stretched into the second quarter. Ricky Slade capped the drive with a 3-yard touchdown run for a 21-0 lead.

Nick Bowers caught a 15-yard touchdown pass with 9:40 remaining in the half. Journey Brown turned a check-down pass into a 37-yard touchdown with 3:04 remaining and Jake Pinegar kicked a 21-yard field goal as time expired for a 38-0 halftime lead.

Brown added a touchdown on the ground in the third quarter and Levis rushed for two touchdowns in the fourth quarter for the final margin.

SCORING SUMMARY

| | 1 | 2 | 3 | 4 | OT | F |
|------------|-----------|-----------|----------|-----------|----------|-----------|
| PSU | 14 | 24 | 7 | 14 | - | 59 |
| UMD | 0 | 0 | 0 | 0 | - | 0 |

| | | |
|-----|--|-----------------|
| 1st | 12:55 PSU Clifford, Sean 8 yd run (Pinegar, Jake kick) | 1-8/0:04/7-0 |
| | 9:36 PSU Hamler, KJ 58 yd pass from Clifford, Sean (Pinegar kick) | 3-59/1:12/14-0 |
| 2nd | 13:23 PSU Slade, Ricky 3 yd run (Pinegar kick) | 11-95/4:56/21-0 |
| | 9:40 PSU Bowers, Nick 15 yd pass from Clifford, Sean (Pinegar kick) | 6-73/2:21/28-0 |
| | 3:04 PSU Brown, Journey 37 yd pass from Clifford, Sean (Pinegar kick) | 8-88/2:40/35-0 |
| | 0:00 PSU Pinegar, Jake 21 yd field goal | 11-75/1:51/38-0 |
| 3rd | 7:16 PSU Brown, Journey 1 yd run (Pinegar kick) | 6-94/2:38/45-0 |
| 4th | 6:37 PSU Levis, Will 5 yd run (Pinegar kick) | 5-33/3:00/52-0 |
| | 0:49 PSU Levis, Will 8 yd run (Pinegar kick) | 7-44/4:44/59-0 |

TEAM STATS

| | PSU | UMD |
|---------------------|---------|---------|
| First Downs | 30 | 10 |
| Rushing Yards | 198 | 60 |
| Passing Yards | 421 | 68 |
| Passing (C-A-Int) | 29-40-1 | 11-24-2 |
| Total Offense | 619 | 128 |
| Plays | 81 | 58 |
| Fumbles (#-Lost) | 1-0 | 2-1 |
| Penalties (#-Yards) | 8-81 | 9-85 |
| Possession Time | 33:25 | 26:35 |
| 3rd-Down Conv. | 9-13 | 4-15 |
| Red Zone | 7-7 | 0-1 |
| Touchdowns | 6 | 1 |
| Field goals | 1 | 0 |

OTHER

| | |
|--------------|------------------|
| Time of Game | 3:18 |
| Penn State | 4-0, 1-0 Big Ten |
| Maryland | 2-2, 0-1 Big Ten |

INDIVIDUAL STATISTICS

RUSHING

Penn State-Clifford, Sean 7-54; Ford, Devyn 7-43; Levis, Will 6-38; Slade, Ricky 8-28; Brown, Journey 5-21; Cain, Noah 7-17; TEAM 1-minus 3.
Maryland-McFarland, Anthony 9-24; Fleet-Davis, Tayon 5-12; Leake, Javon 6-10; Harrison, Lorenzo 1-8; Pigrome, Tyrell 2-4; Jackson, Josh 11-2.

PASSING

Penn State-Clifford, Sean 26-31-1-398; Levis, Will 3-8-0-23; TEAM 0-1-0-0.
Maryland-Jackson, Josh 10-21-2-65; Pigrome, Tyrell 1-3-0-3.

Notes


- Penn State is 14-13 in Big Ten openers and 10-8 in Big Ten road openers.
- The Nittany Lions are 16-9-1 in Friday regular-season games, including an 8-4 record in road Friday regular-season games.
- Penn State improved to 40-2-1 overall against Maryland and 14-1 all-time on the road.
- The Nittany Lions posted their first shutout since the Georgia State game in 2017, first Big Ten shutout since 2016 (seventh overall in Big Ten play) and first of Maryland since 1970.
- It was also Penn State's largest road shutout since beating Fordham, 75-0, in 1947 and largest shutout in a Big Ten game.
- The Nittany Lions' 619 total yards are the third-most in a Big Ten game for PSU and are seventh in program history. The 619 yards are the most since the 1994 season (689, Minnesota; 653, Michigan State).
- Penn State's 30 first downs are tied for seventh in a Big Ten game in program history.
- Penn State's 421 passing yards are the most for the Nittany Lions in a Big Ten game, breaking the mark of 419 set against Michigan State in 2008, and rank second in program history behind the 454 yards against UCF in 2014.
- The 128 yards of total offense allowed rank second in a Big Ten game in program history behind the 87 yards allowed to Rutgers in 2016.
- The 68 passing yards allowed are tied the seventh-fewest given up by the Nittany Lions in a Big Ten game.
- Penn State has outscored Maryland 159-10 in the last three meetings in College Park.
- Penn State converted its first seven third down attempts and finished 9-for-13 on the night.
- QB Sean Clifford had 287 passing yards in the first half to break the Penn State record of 258 yards by Trace McSorley against Georgia State in 2017. McSorley, now a Baltimore Raven, was in attendance.
- Clifford had his first career 300-yard passing game with a career-high 398 passing yards to surpass his previous high of 280 against Idaho to open the season.
- Clifford's 398 yards rank third in Penn State single-game history, behind Christian Hackenberg (454; vs. UCF, 2014) and Zack Mills (399, vs. Iowa, 2002).
- Hamler became the 33rd Nittany Lion to reach 1,000 career receiving yards with a 58-yard touchdown catch on Penn State's second offensive drive.

RECEIVING

Penn State-Hamler, KJ 6-108; Sullivan-Brown, Cam 5-35; Slade, Ricky 3-22; Dotson, Jahan 3-20; Bowers, Nick 2-70; Brown, Journey 2-41; Freiermuth, Pat 2-22; Chisena, Dan 1-40; Ford, Devyn 1-15; Lutz, Isaac 1-15; Shorter, Justin 1-14; Kuntz, Zack 1-10; Cain, Noah 1-9.
Maryland-Fleet-Davis, Tayon 3-11; McFarland, A. 3-7; Mabry, T. 2-14; Demus, Dontay 1-18; Savoy, Sean 1-15; Cobbs, Brian 1-3.

TOP TACKLERS (T-UA-A)

Penn State-Brooks, Ellis 6-4-2; Gross-Matos, Yetur 5-5-0; Luketa, Jesse 5-5-0; Taylor, Garrett 4-4-0; Isaac, Adisa 4-3-1; Brisker, Jaquan 3-3-0; Brown, Cam 3-1-2; Simmons, Shane 3-1-2; Sutherland, Jonathan 3-1-2.
Maryland-Brooks, Antoine 6-6-0; Campbell, Chance 6-5-1; Mosley, Jordan 5-5-0; Eley, Ayinde 5-3-2; Smith, Shaq 4-4-0; Ellis, Tino 4-3-1; Davis, Isaiah 4-3-1; Jones, Keandre 3-3-0; Rogers, Lawtez 3-2-1; Jones, Deon 3-2-1, Cross, Nick 3-2-1.



DAMION BARBER 90
 Defensive Line | 6-3 | 290
 Junior/Sophomore
 Harrisburg, Pa./Harrisburg
 Major: African American Studies


» 2019
Season: Appeared in three games.
Buffalo (9/7): Assisted on two tackles.

» 2019 GAME-BY-GAME
Tackles (Solo-Assisted-Total)
 IDAHO DNP; BUFFALO 0-2-2; PITTSBURGH 0-0-0; at Maryland 0-0-0.

» **BARBER'S CAREER STATISTICS & GAME HIGHS**

| | UA-A | TK | FF | FR | I | PBU | SACK | TFL |
|---------------|------------|----------|----|----|---|-----|------|-----|
| 2018 | - | - | - | - | - | - | - | - |
| 2019 | 0-2 | 2 | - | - | - | - | - | - |
| CAREER | 0-2 | 2 | - | - | - | - | - | - |

Tackles2; Buffalo, 9/7/19



NICK BOWERS 83
 Tight End | 6-4 | 260
 Graduate/Senior
 Kittanning, Pa./Kittanning Senior
 Major: Health Policy & Administration (2nd degree)

» 2019
Season: Appeared in four games, making two starts...One of 11 players to make their first career start...One of six players to have earned their degree before the 2019 season...Graduated with a degree in labor & employment relations in May 2019.

at Maryland (9/27): Caught two passes for a career-best 70 yards...Had a 15-yard touchdown grab in the second quarter...Added a career-long 55-yard reception in the third quarter.

» 2019 GAME-BY-GAME
Receiving (Receptions-Yards-TD)
 IDAHO 0-0-0; BUFFALO 0-0-0; PITTSBURGH 0-0-0; at Maryland 2-70-1.

» **BOWERS' CAREER STATISTICS & GAME HIGHS**

| | Att.-Yds. | Avg. | TD | LG | Rec.-Yds. | Avg. | TD | LG |
|---------------|-----------|------|----|----|--------------|-------------|----------|-----------|
| 2016 | - | - | - | - | - | - | - | - |
| 2017 | - | - | - | - | 1-15 | 15.0 | 1 | 15 |
| 2018 | - | - | - | - | 6-50 | 8.3 | 1 | 25 |
| 2019 | - | - | - | - | 2-70 | 35.0 | 1 | 55 |
| CAREER | - | - | - | - | 9-135 | 15.0 | 3 | 55 |

Receptions3; Twice: Last vs. Kentucky, 1/1/19
Receiving Yards70; at Maryland, 9/27/19
Receiving Touchdowns1; Three Times: Last at Maryland, 9/27/19
Longest Reception55 yards; at Maryland, 9/27/19

Note: Has one career tackle (vs. Michigan, 2018)



JAQUAN BRISKER 7
 Safety | 6-1 | 210
 Junior/Junior
 Pittsburgh, Pa./Gateway/Lackawanna College
 Major: Communication Arts & Sciences

» 2019
Season Appeared in four games...One of 28 players to make their Penn State debut.

Idaho (8/31): Assisted on one tackle. **Buffalo (9/7):** Collected seven tackles, including one tackle for loss. **at Maryland (9/27):** Recorded three tackles.

» 2019 GAME-BY-GAME
Tackles (Solo-Assisted-Total)
 IDAHO 0-1-1; BUFFALO 3-4-7; PITTSBURGH 0-0-0; at Maryland 3-0-3.

» **BRISKER'S CAREER STATISTICS & GAME HIGHS**

| | UA-A | TK | FF | FR | I | PBU | SACK | TFL |
|---------------|------------|-----------|----|----|---|-----|------|--------------|
| 2019 | 6-5 | 11 | - | - | - | - | - | 1.0-8 |
| CAREER | 6-5 | 11 | - | - | - | - | - | 1.0-8 |

Tackles7; Buffalo, 9/7/19



ELLIS BROOKS 13
 Linebacker | 6-1 | 234
 Junior/Sophomore
 Mechanicsville, Va./Benedictine College Prep
 Major: Psychology

» 2019
Season: Appeared in four games.

Rankings: Averaging 0.63 sacks per game, ranking 10th in the Big Ten.
Idaho (8/31): Made three stops. **Buffalo (9/7):** Registered two tackles. **Pittsburgh (9/14):** Recorded a tackle for loss and a QB hurry. **at Maryland (9/27):** Collected a team-high six tackles, which tied his personal best...Set career highs with 2.5 tackles for loss and 2.5 sacks.

» 2019 GAME-BY-GAME
Tackles (Solo-Assisted-Total)
 IDAHO 1-2-3; BUFFALO 1-1-2; PITTSBURGH 1-0-1; at Maryland 4-2-6.

» **BROOKS' CAREER STATISTICS & GAME HIGHS**

| | UA-A | TK | FF | FR | I | PBU | SACK | TFL |
|---------------|--------------|-----------|----|----|----------|-----|---------------|---------------|
| 2018 | 19-11 | 30 | - | - | 1 | - | 0.5-2 | 1.5-3 |
| 2019 | 7-5 | 12 | - | - | - | - | 2.5-17 | 3.5-22 |
| CAREER | 26-16 | 42 | - | - | 1 | - | 3.0-19 | 5.0-25 |

Tackles6; Twice: Last at Maryland, 9/27/19
Tackles for Loss2.5; Maryland, 9/27/19
Sacks2.5; at Maryland, 9/27/19
Interceptions1; at Illinois, 9/21/18
Interception Return28 yards; at Illinois, 9/21/18



CAM BROWN 6
 Linebacker | 6-5 | 233
 Senior/Senior
 Burtonsville, Md./The Bullis School
 Major: Kinesiology

» 2019
Awards: Tabbled on the Butkus Award preseason watch list.

Season: Appeared in four games, including three starts...Was voted as a team captain.

Rankings: Sits 25th in the FBS and eighth in the Big Ten with one fumble recovery.

Idaho (8/31): Recorded one solo tackle. **Buffalo (9/7):** Matched a career-high with 10 tackles...Forced and recovered a fumble in the first quarter...Tabbed the coaching staff's Defensive Player of the Week. **Pittsburgh (9/14):** Collected seven tackles...Made 1.5 tackles for loss, including a solo sack...Added a pass breakup and two QB hurries. **at Maryland (9/27):** Registered three tackles.

» 2019 GAME-BY-GAME
Tackles (Solo-Assisted-Total)
 IDAHO 1-0-1; BUFFALO 5-5-10; PITTSBURGH 3-4-7; at Maryland 1-2-3.

» **C. BROWN'S CAREER STATISTICS & GAME HIGHS**

| | UA-A | TK | FF | FR | I | PBU | SACK | TFL |
|---------------|--------------|------------|----------|----------|---|----------|---------------|----------------|
| 2016 | 14-19 | 33 | - | - | - | - | 0.5-1 | 1.5-2 |
| 2017 | 16-15 | 31 | - | - | - | 1 | 0.5-4 | 1.5-8 |
| 2018 | 41-22 | 63 | 3 | - | - | 6 | 2.0-8 | 6.5-22 |
| 2019 | 10-11 | 21 | 1 | 1 | - | 1 | 1.0-2 | 1.5-5 |
| CAREER | 81-67 | 148 | 4 | 1 | - | 8 | 4.0-15 | 11.0-37 |

Tackles10; Twice: Last Buffalo, 9/7/19
Sacks1.0; Twice: Last Pittsburgh, 9/14/19
Tackles for Loss2.0; Kent State, 9/15/18
Forced Fumbles1; Four Times: Last Buffalo, 9/7/19
Forced Recovered1; Buffalo, 9/7/19
Pass Breakups1; Eight Times: Last Pittsburgh, 9/14/19
Blocked Kicks1 (punt); Ohio State, 10/22/16
10+ Tackle Games2; Last: Buffalo, 9/7/19



DJ BROWN 24
 Cornerback | 5-10 | 183
 Junior/Sophomore
 College Park, Ga./Creekside
 Major: Criminology

» 2019
Season: Appeared in four games...One of 23 players to make their collegiate debut.

Idaho (8/31): Registered one tackle and one pass breakup.

» 2019 GAME-BY-GAME
Tackles (Solo-Assisted-Total)
 IDAHO 1-0-1; BUFFALO 0-0-0; PITTSBURGH 0-0-0; at Maryland 0-0-0.

» **D. BROWN'S CAREER STATISTICS & GAME HIGHS**

| | UA-A | TK | FF | FR | I | PBU | SACK | TFL |
|---------------|------------|----------|----|----|---|----------|------|-----|
| 2018 | - | - | - | - | - | - | - | - |
| 2019 | 1-0 | 1 | - | - | - | 1 | - | - |
| CAREER | 1-0 | 1 | - | - | - | 1 | - | - |

Tackles1; Idaho, 8/31/19
Pass Breakups1; Idaho, 8/31/19



JOURNEY BROWN 4
 Running Back | 5-11 | 206
 Junior/Sophomore
 Meadville, Pa./Meadville
 Major: Recreation, Park & Tourism Management

» **CAREER NOTES & RECORDS**
Game: Had a career-long 85-yard run vs. Pitt (9/14/19), the second-longest non-scoring run in program history (Blair Thomas 92-yard run vs. Syracuse, 1986).

» 2019
Season: Appeared in four games, making two starts...One of 11 players to make their first career start.

Rankings: Ranks ninth in the Big Ten with three rushing touchdowns and sixth with four total touchdowns.

Idaho (8/31): Rushed for 38 yards on five carries...Earned first career multi-touchdown game, finding the end zone on 2- and 23-yard runs...Caught two passes for 31 yards, including an 18-yard reception. **Buffalo (9/7):** Gained 28 yards on six carries...Blocked a punt in the third quarter. **Pittsburgh (9/14):** Rushed for 109 yards on 10 carries...Recorded first career 100-yard game...Had a career-long 85-yard run, the second-longest non-scoring run in program history (Blair Thomas 92-yard run vs. Syracuse, 1986)...Added a 16-yard catch...Selected as the Coaching Staff's Offensive Player of the Week. **at Maryland (9/27):** Rushed for 21 yards on five carries, including a 1-yard score...Posted a career-high 41 yards on two catches...Scored on a career-long 37-yard reception.

» 2019 GAME-BY-GAME
Rushing (Carries-Yards-TD)
 IDAHO 5-38-2; BUFFALO 6-28-0; PITTSBURGH 10-109-0; at Maryland 5-21-1.

Receiving (Receptions-Yards-TD)
 IDAHO 2-31-0; BUFFALO 0-0-0; PITTSBURGH 1-16-0; at Maryland 2-41-1.

» J. BROWN'S CAREER STATISTICS & GAME HIGHS

| | Att.-Yds. | Avg. | TD | LG | Rec.-Yds. | Avg. | TD | LG |
|---------------|---------------|------------|----------|-----------|-------------|-------------|----------|-----------|
| 2018 | 8-44 | 5.5 | 1 | 8 | 1-9 | 9 | - | 9 |
| 2019 | 26-196 | 7.5 | 3 | 85 | 5-88 | 17.6 | 1 | 37 |
| CAREER | 34-240 | 7.1 | 4 | 85 | 6-97 | 16.2 | 1 | 18 |

Rushing Attempts..... 10; Pittsburgh, 9/14/19
Rushing Yards..... 109; Pittsburgh, 9/14/19
Rushing Touchdowns..... 2; Idaho, 8/31/19
Longest Rush..... 85 yards; Pittsburgh, 9/14/19
100-yard Rushing Games..... 1; Pittsburgh, 9/14/19
2 or More Rushing Touchdowns..... 1; Idaho, 8/31/19

Receptions..... 2; Twice: Last at Maryland, 9/27/19
Receiving Yards..... 41; Maryland, 9/27/19
Receiving Touchdowns..... 1; Maryland, 9/27/19
Longest Reception..... 37 yards; Maryland, 9/27/19
Rushing and Receiving Touchdown Games..... 1; Maryland, 9/27/19

Note: Has one career tackle (at Illinois, 2018)...Has one career blocked punt (vs. Buffalo, 2019).

NOAH CAIN 21

Running Back | 5-10 | 206
 Freshman/Freshman
 Baton Rouge, La./IMG Academy (Fla.)
 Major: Division of Undergraduate Studies

» 2019

Season: Appeared in four games...One of 23 players to make their collegiate debut...One of 13 true freshman to play...Became the first PSU freshman with two rushing touchdowns in a season opener (vs. Idaho) since Stephon Green vs. Coastal Carolina in 2008.

Rankings: Ranks sixth in the Big Ten, and 33rd in the country, with four rushing touchdowns...Sits sixth in the Big Ten with four total touchdowns.

Idaho (8/31): Gained 44 yards on nine carries...Scored touchdowns on 3- and 9-yard runs...Was the first PSU freshman with two touchdowns in a game since Ricky Slade against Maryland in 2018...Became the first PSU freshman with two rushing touchdowns in a season opener since Stephon Green scored twice vs. Coastal Carolina in 2008. **Buffalo (9/7):** Scored on a 2-yard run in the third quarter. **Pittsburgh (9/14):** Rushed for 40 yards on six carries...Found the end zone on a 13-yard run...Added a 13-yard reception. **at Maryland (9/27):** Ran for 17 yards on seven carries...Had a 9-yard catch.

» 2019 GAME-BY-GAME

Rushing (Carries-Yards-TD)
 IDAHO 9-44-2; BUFFALO 1-2-1; PITTSBURGH 6-40-1; at Maryland 7-17-0.
Receiving (Receptions-Yards-TD)
 IDAHO 0-0-0; BUFFALO 0-0-0; PITTSBURGH 1-13-0; at Maryland 1-9-0.

» CAIN'S CAREER STATISTICS & GAME HIGHS

| | Att.-Yds. | Avg. | TD | LG | Rec.-Yds. | Avg. | TD | LG |
|---------------|--------------|------------|----------|----------|-------------|-------------|----------|-----------|
| 2019 | 17-63 | 3.7 | 3 | 9 | 2-22 | 11.0 | - | 13 |
| CAREER | 17-63 | 3.7 | 3 | 9 | 2-22 | 11.0 | - | 13 |

Rushing Attempts..... 9; Idaho, 8/31/19
Rushing Yards..... 44; Idaho, 8/31/19
Rushing Touchdowns..... 2; Idaho, 8/31/19
Longest Rush..... 9; Idaho, 8/31/19
2 or More Rushing Touchdowns..... 1; Idaho, 8/31/19

Receptions..... 1; Twice: Last at Maryland, 9/27/19
Receiving Yards..... 13; Pittsburgh, 9/14/19
Longest Rush..... 13; Pittsburgh, 9/14/19

WESTON CARR 23

Wide Receiver | 6-2 | 202
 Graduate/Senior
 Benicia, Calif./Benicia
 Major: Educational Leadership (master's)

» 2019

Season: Appeared in two games...One of 24 players to make their Penn State debut...Graduate transfer from Azusa Pacific...Graduated with a degree in sociology.

Idaho (8/31): Caught three passes for 27 yards in his Nittany Lion debut.

» 2019 GAME-BY-GAME

Receiving (Receptions-Yards-TD)
 IDAHO 3-27-0; BUFFALO DNP; PITT DNP; at Maryland 0-0-0.

» CARR'S CAREER STATISTICS & GAME HIGHS

| | Att.-Yds. | Avg. | TD | LG | Rec.-Yds. | Avg. | TD | LG |
|---------------|---------------|-------------|----------|-----------|-----------------|-------------|-----------|-----------|
| 2016* | 1(-7) | -7.0 | - | -7 | 48-905 | 18.9 | 9 | 85 |
| 2017* | - | - | - | - | 86-1458 | 16.9 | 15 | 87 |
| 2018* | 1(-6) | -6.0 | - | -6 | 33-644 | 19.5 | 12 | 75 |
| 2019 | - | - | - | - | 3-27 | 9.0 | - | 11 |
| CAREER | 2(-13) | -6.5 | - | -6 | 170-3032 | 17.8 | 36 | 87 |

Receptions..... 13; Humboldt State, 9/9/17*
Receiving Yards..... 203; Colorado Mesa, 11/11/17*
Receiving Touchdowns..... 4; Central Washington, 10/29/16*
Long Reception..... 87; Colorado Mesa, 11/11/17*

Rushing Attempts..... 1; Twice, Last: at Tarleton State, 11/17/18*
Rushing Yards..... -6; at Tarleton State, 11/17/18*
Longest Rush..... -6 yards; at Tarleton State, 11/17/18*
 *Played at Azusa Pacific (2016-18).

TARIQ CASTRO-FIELDS 5

Cornerback | 6-0 | 197
 Junior/Junior
 Upper Marlboro, Md./Riverdale Baptist School
 Major: Sociology

» 2019

Season: Made four starts.

Rankings: Averaging 1.3 passes defended per game, ranking 25th in the country and fourth in the Big Ten...Is eighth in the conference with one interception and seventh averaging 0.7 interceptions per contest.

Idaho (8/31): Registered three tackles, including a tackle for loss. **Buffalo (9/7):** Recorded a career-best eight tackles, including one for loss...Added two pass breakups. **Pittsburgh (9/14):** Made five stops...Had a solo tackle for loss. **at Maryland (9/27):** Picked off a pass in the first quarter to stop Maryland in the end zone...Returned the interception for 5 yards...Added two pass breakups.

» 2019 GAME-BY-GAME

Tackles (Solo-Assisted-Total)
 IDAHO 3-0-3; BUFFALO 6-2-8; PITTSBURGH 3-2-5; at Maryland 0-0-0.

» CASTRO-FIELDS' CAREER STATISTICS & GAME HIGHS

| | UA-A | TK | FF | FR | I | PBU | SACK | TFL |
|---------------|--------------|-----------|----------|----------|----------|-----------|--------------|----------------|
| 2017 | 9-1 | 10 | 1 | - | 1 | 3 | - | 2-0-8 |
| 2018 | 21-11 | 32 | - | - | - | 7 | 1.0-2 | 5.0-8 |
| 2019 | 12-4 | 16 | - | - | 1 | 4 | - | 3.0-4 |
| CAREER | 42-16 | 58 | 1 | - | 2 | 14 | 1.0-2 | 10.0-20 |

Tackles..... 8; Buffalo, 9/7/19
Tackles for Loss..... 1.5; Twice: Last vs. Kentucky, 1/1/19
Sacks..... 1.0; vs. Kentucky, 1/1/19
Forced Fumbles..... 1; at Maryland, 11/25/17
Interceptions..... 1; Twice: Last at Maryland, 9/27/19
Pass Breakups..... 3; at Michigan State, 11/4/17

DAN CHISENA 88

Wide Receiver | 6-3 | 202
 5th year/Senior
 Downingtown, Pa./Downingtown East
 Major: Security and Risk Analysis

» 2019

Season: Appeared in three games...Earned a scholarship at the 2019 Blue-White game following a touchdown catch.

at Maryland (9/27): Hauled in a 40-yard grab in the first quarter for his first career reception.

» 2019 GAME-BY-GAME

Receiving (Receptions-Yards-TD)
 IDAHO 0-0-0; BUFFALO DNP; PITTSBURGH 0-0-0; at Maryland 1-40-0.

» CHISENA'S CAREER STATISTICS & GAME HIGHS

| | Att.-Yds. | Avg. | TD | LG | Rec.-Yds. | Avg. | TD | LG |
|---------------|-----------|----------|----------|----------|-------------|-------------|----------|-----------|
| 2018 | - | - | - | - | - | - | - | - |
| 2019 | - | - | - | - | 1-40 | 40.0 | - | 40 |
| CAREER | - | - | - | - | 1-40 | 40.0 | - | 40 |

Receptions..... 1; at Maryland, 9/27/19
Receiving Yards..... 40; at Maryland, 9/27/19
Longest Rush..... 40; at Maryland, 9/27/19

MAX CHIZMAR 50

Linebacker | 6-2 | 230
 Junior/Sophomore
 Mars, Pa./Mars
 Major: Corporate Innovation and Entrepreneurship

» 2019

Season: Appeared in two games.

Idaho (8/31): Assisted on one tackle. **Buffalo (9/7):** Made two stops. **Pittsburgh (9/14):** Named the Coaching Staff's Developmental Squad Defensive Player of the Week.

» 2019 GAME-BY-GAME

Tackles (Solo-Assisted-Total)
 IDAHO 0-1-1; BUFFALO 0-2-2; PITTSBURGH DNP; at Maryland DNP.

» CHIZMAR'S CAREER STATISTICS & GAME HIGHS

| | UA-A | TK | FF | FR | I | PBU | SACK | TFL |
|---------------|------------|----------|----------|----------|----------|----------|----------|----------|
| 2018 | 0-1 | 1 | - | - | - | - | - | - |
| 2019 | 0-3 | 3 | - | - | - | - | - | - |
| CAREER | 0-4 | 4 | - | - | - | - | - | - |

Tackles..... 2; Buffalo, 9/7/19

SEAN CLIFFORD 14

Quarterback | 6-2 | 216
 Junior/Sophomore
 Cincinnati, Ohio/Saint Xavier
 Major: Advertising and Public Relations

» CAREER NOTES & RECORDS

Career: Sits 14th all-time at Penn State with 164 rushing yards by a quarterback.

Game: Threw for 287 yards in the first half at Maryland (9/27/19), breaking the PSU record held by Trace McSorley (258; Georgia State, 2017)...Threw for 398 yards vs. Maryland, the third-most in a game at Penn State, trailing only Christian Hackenberg (454; vs. UCF, 2014) and Zack Mills (399; vs. Iowa, 2002)...Earned Penn State's 40th 300-yard game...Gained 452 total yards at Maryland (9/27/19), the third-most in a game at Penn State trailing only Trace McSorley (461; vs. Ohio State, 2018) and Christian Hackenberg (456; vs. UCF, 2014)...Connected with Daniel George for a 98-yard touchdown pass against Kent State (9/15/18) for the longest pass play and longest play from scrimmage in program history...Broke the previous longest pass record of 92 yards yards from Bill Hess to Bob Higgins in 1919...Broke the longest play from scrimmage record, set four different times on 92-yard plays, most recently a 92-yard run by Saquon Barkley vs. Washington in the 2017 Fiesta Bowl.

» 2019

Awards: Selected as Big Ten Co-Offensive Player of the Week following his performance at Maryland (9/27/19).

Season: Made four starts...Was voted as a team captain...One of 11 Nittany Lions to make their first career start...Has completed 18 passes of 20 or more yards.

Rankings: Leads the Big Ten with 16.84 yards per completion, good for fifth in the nation...Paces the conference in total offense, averaging 336.5 yards per game, ranking 12th in the FBS...Sits No. 2 in the Big Ten in passing yards (1,179) and passing yards per game (294.8), ranking 29th and 16th in the country, respectively...Ranks seventh in the nation, and third in the league, with a 185.6 passing efficiency...Is No. 5 in the Big Ten and 32nd in the country with nine passing touchdowns...Sits No. 4 in the league in completion percentage (66.0) and No. 5 in completions per game (17.5)...Ranks No. 6 in the nation and No. 2 in the Big Ten averaging 11.12 yards per passing attempt...Is third among Big Ten quarterbacks with 41.8 rushing yards per contest.

Idaho (8/31): Threw for 280 yards while completing 14-of-23 passes... Connected with KJ Hamler for two touchdown passes (36 and 21 yards)... Completed seven passes of 20 or more yards...Added 57 yards on seven carries, including a 25-yard run...Helped the Nittany Lion offense to 673 total yards. **Buffalo (9/7):** Completed 16-of-22 passes for 279 yards and four touchdowns...Connected with Jahan Dotson and Pat Freiermuth for two touchdowns each...Had five completions of 20 or more yards... Had a career-best 58-yard run in the third quarter...Became the 16th Nittany Lion quarterback to throw for at least four touchdowns in a game. **Pittsburgh (9/14):** Threw for 222 yards on 14-of-30 passing... Completions included a 53-yard pass to KJ Hamler and a 40-yard throw to Ricky Slade. **at Maryland (9/27):** Threw for a career-high 398 yards while completing 26-of-31 passes...Connected on three touchdown passes with one each to Nick Bowers, Journey Brown and KJ Hamler... Threw for the third-most yards in a game in PSU history, trailing only Christian Hackenberg (454; vs. UCF, 2014) and Zack Mills (399; vs. Iowa, 2002)...Threw for 287 yards in the first half, breaking the PSU record of 258 yards by Trace McSorley (vs. Georgia State, 2017)...Completed his first nine passes of the game, totaling 166 yards and two touchdowns... Completed passes to 11 different receivers in the first half...Completed four passes of 20 or more yards, including a season-long 58 yard touchdown to Hamler...Set a career high with 452 yards of total offense, Penn State's first 400-yard total offense game since Trace McSorley vs. Ohio State in 2008 (461 yards)...Had 54 rushing yards on seven carries, including an 8-yard touchdown run on PSU's first drive...Added a 25-yard run...Set a career high with 31 pass attempts...Earned his first career game with a passing and rushing touchdown...Recorded his third game with two or more touchdown passes.

» 2019 GAME-BY-GAME

Passing (Comp-Att-Yds-TD-INT)

IDAHO 14-23-280-2-0; BUFFALO 16-22-279-4-0; PITTSBURGH 14-30-222-0-0; at Maryland 26-31-398-3-1.

Rushing (Carries-Yards-TD)

IDAHO 7-58-0; BUFFALO 11-51-0; PITTSBURGH 7-5-0; at Maryland 7-54-1.

» CLIFFORD'S CAREER PASSING STATISTICS & GAME HIGHS

| | C-A | Yds. | % | TD-INT | YPG | LG |
|---------------|---------------|--------------|-------------|-------------|--------------|-----------|
| 2018 | 5-7 | 195 | 71.4 | 2-0 | 48.8 | 95 |
| 2019 | 70-106 | 1,179 | 66.0 | 9-1 | 294.8 | 58 |
| CAREER | 75-113 | 1,374 | 66.4 | 11-1 | 171.8 | 95 |

Pass Completions 26; at Maryland, 9/27/19
Pass Attempts 31; at Maryland, 9/27/19
Passing Yards 398; at Maryland, 9/27/19
Passing Touchdowns 4; Buffalo, 9/7/19
Long Pass 95 yards; Kent State, 9/15/18
20-yard or Longer Completions 7; Idaho, 8/31/19
200-yard Passing Games 4; Last at Maryland, 9/27/19
300-yard Passing Games 1; at Maryland, 9/27/19
2 or more Passing Touchdowns 3; Last at Maryland (3), 9/27/19

» CLIFFORD'S CAREER RUSHING STATISTICS & GAME HIGHS

| | Att.-Yds. | Avg. | TD | LG | Rec.-Yds. | Avg. | TD | LG |
|---------------|---------------|------------|----------|-----------|-----------|------|----|----|
| 2018 | 5-(-3) | -0.6 | - | 6 | - | - | - | - |
| 2019 | 32-167 | 5.2 | 1 | 58 | - | - | - | - |
| CAREER | 37-164 | 4.4 | 1 | 58 | - | - | - | - |

Rushing Attempts 11; Buffalo, 9/7/19
Rushing Yards 57; Idaho, 8/31/19
Longest Rush 58 yards; Buffalo, 9/7/19

Total Offense 452 yards; at Maryland, 9/27/19
300 yards Total Offense 3; Last at Maryland (452), 9/27/19
400 yards Total Offense 1; at Maryland (452), 9/27/19
Passing and Rushing Touchdown Games 1; at Maryland, 9/27/19

JUDGE CULPEPPER 77

Defensive Tackle | 6-4 | 284
 Sophomore/Freshman
 Tampa, Fla./H.B. Plant
 Major: Business Administration

» 2019

Season: Appeared in four games...One of 23 players to make their collegiate debut.

Buffalo (9/7): Assisted on one tackle.

» 2019 GAME-BY-GAME

Tackles (Solo-Assisted-Total)

IDAHO 0-0-0; BUFFALO 0-1-1; PITTSBURGH 0-0-0; at Maryland 0-0-0.

» CULPEPPER'S CAREER STATISTICS & GAME HIGHS

| | UA-A | TK | FF | FR | I | PBU | SACK | TFL |
|---------------|------------|----------|----|----|---|----------|------|-----|
| 2019 | 0-1 | 1 | - | - | - | 1 | - | - |
| CAREER | 0-1 | 1 | - | - | - | 1 | - | - |

Tackles 1; Buffalo, 8/31/19

LANCE DIXON 10

Linebacker | 6-2 | 213
 Freshman/Freshman
 West Bloomfield, Mich./West Bloomfield
 Major: Division of Undergraduate Studies

» 2019

Season: Appeared in three games...One of 23 players to make their collegiate debut...One of 13 true freshman to play.

Idaho (8/31): Assisted on two tackles.

» 2019 GAME-BY-GAME

Tackles (Solo-Assisted-Total)

IDAHO 0-2-2; BUFFALO 0-0-0; PITTSBURGH 0-0-0; at Maryland DNP.

» DIXON'S CAREER STATISTICS & GAME HIGHS

| | UA-A | TK | FF | FR | I | PBU | SACK | TFL |
|---------------|------------|----------|----|----|---|-----|------|-----|
| 2019 | 0-2 | 2 | - | - | - | - | - | - |
| CAREER | 0-2 | 2 | - | - | - | - | - | - |

Tackles 2; Idaho, 8/31/19

JAHAN DOTSON 5

Wide Receiver | 5-11 | 175
 Sophomore/Sophomore
 Nazareth, Pa./Nazareth Area
 Major: Division of Undergraduate Studies

» 2019

Season: Made four starts.

Idaho (8/31): Hauled in a 13-yard reception. **Buffalo (9/7):** Tied a career high with four receptions and set a career high with 109 receiving yards...Caught two touchdowns, including a 28-yard reception in the first quarter and a career-long 56 yard catch in the fourth quarter...Tabbed the coaching staff's Offensive Player of the Week. **Pittsburgh (9/14):** Made two grabs for 21 yards. **at Maryland (9/27):** Caught three passes for 20 yards...Added a 30-yard punt return.

» 2019 GAME-BY-GAME

Receiving (Receptions-Yards-TD)

IDAHO 1-13-0; BUFFALO 4-109-2; PITTSBURGH 2-21-0; at Maryland 3-20-0.

» DOTSON'S CAREER STATISTICS & GAME HIGHS

| | Att.-Yds. | Avg. | TD | LG | Rec.-Yds. | Avg. | TD | LG |
|---------------|-----------|------|----|----|---------------|-------------|----------|-----------|
| 2018 | - | - | - | - | 13-203 | 15.6 | - | 35 |
| 2019 | - | - | - | - | 10-163 | 16.3 | 2 | 56 |
| CAREER | - | - | - | - | 23-367 | 16.0 | 2 | 56 |

Receptions 4; Twice: Last Buffalo, 9/7/19
Receiving Yards 109; Buffalo, 9/7/19
Receiving Touchdowns 2; Buffalo, 9/7/19
Long Reception 56 yards; Buffalo, 9/7/19
100-yard Receiving Games 1; Buffalo, 9/7/19
2 or more Receiving Touchdowns 1; Buffalo, 9/7/19

» 2019 GAME-BY-GAME

Punt Returns (Returns-Yards-TD-YPR)

IDAHO 0-0-0-0.0; BUFFALO 0-0-0-0.0; PITTSBURGH 0-0-0-0.0; at Maryland 1-30-0-30.0.

» DOTSON'S CAREER PUNT RETURN STATISTICS & GAME HIGHS

| | No. | Yds. | Avg. | TD | LG |
|---------------|----------|-----------|-------------|----|-----------|
| 2018 | 1 | -2 | -2.0 | - | -2 |
| 2019 | 1 | 30 | 30.0 | - | 30 |
| CAREER | 2 | 28 | 14.0 | - | 30 |

Punt Returns 1; Twice: Last at Maryland, 9/27/19
Punt Return Yards 30; at Maryland, 9/27/19
Long Punt Return 30 yards; at Maryland, 9/27/19

All-Purpose Yards 109; Buffalo, 9/7/19

BRYCE EFFNER 72

Offensive Line | 6-5 | 297
 Sophomore/Freshman
 Aurora, Ill./Meteva Valley
 Major: Division of Undergraduate Studies

» 2019

Season: Appeared in two games.

DVON ELLIES 91

Defensive Tackle | 6-4 | 284
 Freshman/Freshman
 Burtonsville, Md./McDonogh School
 Major: Division of Undergraduate Studies

» 2019

Season: Appeared in one game...One of 23 players to make their collegiate debut...One of 13 true freshmen to play.

KEATON ELLIS 2

Cornerback | 5-11 | 190
 Freshman/Freshman
 State College, Pa./State College Area
 Major: Division of Undergraduate Studies

» 2019

Season: Appeared in four games...One of 23 players to make their collegiate debut...One of 13 true freshmen to play.

Rankings: Sits 25th in the FBS and eighth in the Big Ten with one fumble recovery.

Idaho (8/31): Broke up a pass. **Buffalo (9/7):** Assisted on a tackle... Added a pass breakup. **Pittsburgh (9/14):** Recorded a solo tackle. **at Maryland (9/27):** Forced and recovered a fumble in fourth quarter, his first career forced fumble and recovered fumble...Added two tackles.

» 2019 GAME-BY-GAME

Tackles (Solo-Assisted-Total)

IDAHO 0-0-0; BUFFALO 0-1-1; PITTSBURGH 1-0-1; at Maryland 2-0-2.

» ELLIS' CAREER STATISTICS & GAME HIGHS

| | UA-A | TK | FF | FR | I | PBU | SACK | TFL |
|---------------|------------|----------|----------|----------|---|----------|------|-----|
| 2019 | 2-1 | 4 | 1 | 1 | - | 2 | - | - |
| CAREER | 3-1 | 4 | 1 | 1 | - | 2 | - | - |

Tackles 2; at Maryland, 9/27/19
Forced Fumbles 1; at Maryland, 9/27/19
Fumble Recoveries 1; at Maryland, 9/27/19
Pass Breakups 1; Twice: Last Buffalo, 9/7/19

NICK EURY 40

Running Back | 5-9 | 212
 Senior/Junior
 Shavertown, Pa./Lake-Lehman
 Major: Agribusiness Management

» 2019

Season: Appeared in one game.

Idaho (8/31): Gained 44 yards on six carries...Scored on an 8-yard run in the fourth quarter...Selected as the Coaching Staff's Developmental Squad Special Teams Player of the Week.

» 2019 GAME-BY-GAME

Rushing (Carries-Yards-TD)
IDAHO 6-44-1; BUFFALO DNP; PITTSBURGH DNP; at Maryland DNP.

» EURY'S CAREER STATISTICS & GAME HIGHS

| | Att.-Yds. | Avg. | TD | LG | Rec.-Yds. | Avg. | TD | LG |
|---------------|-------------|------------|----------|-----------|-----------|------|----|----|
| 2017 | 1-4 | 4.0 | - | 4 | - | - | - | - |
| 2018 | - | - | - | - | - | - | - | - |
| 2019 | 6-44 | 7.3 | 1 | 10 | - | - | - | - |
| CAREER | 7-48 | 6.9 | 1 | 10 | - | - | - | - |

Rushing Attempts.....6; Idaho, 8/31/19
Rushing Yards.....44; Idaho, 8/31/19
Rushing Touchdowns.....1; Idaho, 8/31/19
Longest Rush.....10; Idaho, 8/31/19



DEVYN FORD 28
Running Back | 5-11 | 194
Freshman/Freshman
Stafford, Va./North Stafford
Major: Division of Undergraduate Studies

» 2019

Season: Appeared in four games...One of 23 players to make their collegiate debut...One of 13 true freshmen to play...Became the first PSU freshman to rush for 100 yards in a game since Saquon Barkley against Michigan State in 2018...Became the first PSU freshman to rush for 100 yards in a season opener since Curt Warner vs. Rutgers in 1979.

Idaho (8/31): Rushed for 107 yards on six carries...Scored on an 81-yard run in the second quarter...Added three catches for 6 yards...Became the first PSU freshman to rush for 100 yards in a game since Saquon Barkley against Michigan State in 2018...Became the first PSU freshman to rush for 100 yards in a season opener since Curt Warner vs. Rutgers in 1979.
Buffalo (9/7): Had a 1-yard carry. **Pittsburgh (9/14):** Gained 9 yards on five carries...Scored on a 1-yard run...Added a 9-yard grab. **at Maryland (9/27):** Ran for 43 yards on seven carries...Had a 20-yard rush...Added a 15-yard reception.

» 2019 GAME-BY-GAME

Rushing (Carries-Yards-TD)
IDAHO 6-107-1; BUFFALO 1-1-0; PITTSBURGH 5-9-1; at Maryland 7-43-0.
Receiving (Receptions-Yards-TD)
IDAHO 3-6-0; BUFFALO 0-0-0; PITTSBURGH 1-9-0; at Maryland 1-15-0.

» FORD'S CAREER STATISTICS & GAME HIGHS

| | Att.-Yds. | Avg. | TD | LG | Rec.-Yds. | Avg. | TD | LG |
|---------------|---------------|------------|----------|-----------|-------------|------------|----|-----------|
| 2019 | 19-160 | 8.4 | 2 | 81 | 5-30 | 6.0 | - | 15 |
| CAREER | 19-160 | 8.4 | 2 | 81 | 5-30 | 6.0 | - | 15 |

Rushing Attempts.....7; at Maryland, 9/27/19
Rushing Yards.....107; Idaho, 8/31/19
Rushing Touchdowns.....1; Twice: Last Pittsburgh, 9/14/19
Longest Rush.....81 yards; Idaho, 8/31/19
100-yard Rushing Games.....1; Idaho, 8/31/19
Receptions.....3; Idaho, 8/31/19
Receiving Yards.....15; at Maryland, 9/27/19
Longest Reception.....15; at Maryland, 9/27/19



PAT FREIERMUTH 87
Tight End/H-Back | 6-5 | 256
Sophomore/Sophomore
Merrimac, Mass./Brooks School
Major: Division of Undergraduate Studies

» CAREER NOTES & RECORDS

Career: Ranks 17th all-time at Penn State, and is tied for third among tight ends, with 10 career touchdowns.

Season: 2018: Caught eight touchdowns, ranking No. 2 among tight ends and tied for No. 10 overall in season receiving touchdowns...Set the program record for most receiving touchdowns by a freshman tight end(8).

Game: Is one of three freshmen (four occasions) in program history to have two touchdown receptions in a game (vs. Rutgers, 2018), joining Kyle Brady (vs. Cincinnati, 1991) and Deon Butler (vs. Central Michigan & Wisconsin, 2005).

» 2019

Awards: Was selected as the John Mackey Award Tight End of the Week following the Buffalo (9/7) game...Tabbed to the Pro Football Focus Big Ten Team of the Week after his performance against Buffalo (9/7)...Named to the preseason Mackey Award watch list.

Season: Made four starts...Was voted as a team captain...Has caught a pass in 16-straight games, dating back to the Pitt (9/8/18) game.

Idaho (8/31): Caught a 25-yard pass in the second quarter. **Buffalo (9/7):** Hauled in a career-best eight receptions for a career-high 99 yards...Tied a career best with two touchdown catches...Selected as the coaching staff's Offensive Player of the Week. **Pittsburgh (9/14):** Made a 16-yard grab. **at Maryland (9/27):** Hauled in two catches for 22 yards.


» 2019 GAME-BY-GAME

Receiving (Receptions-Yards-TD)
IDAHO 1-25-0; BUFFALO 8-99-2; PITTSBURGH 1-16-0; at Maryland 2-22-0.

» FREIERMUTH'S CAREER STATISTICS & GAME HIGHS

| | Att.-Yds. | Avg. | TD | LG | Rec.-Yds. | Avg. | TD | LG |
|---------------|-----------|------|----|----|---------------|-------------|-----------|-----------|
| 2018 | - | - | - | - | 26-368 | 14.2 | 8 | 27 |
| 2019 | - | - | - | - | 12-162 | 13.5 | 2 | 28 |
| CAREER | - | - | - | - | 38-530 | 13.9 | 10 | 28 |

Receptions.....8; Buffalo, 9/7/19
Receiving Yards.....99; Buffalo, 9/7/19
Receiving Touchdowns.....2; Twice: Last Buffalo, 9/7/19
Long Reception.....28 yards; Buffalo, 9/7/19




WILL FRIES 71
Offensive Line | 6-6 | 313
Senior/Junior
Cranford, N.J./Cranford
Major: Economics

» 2019

Season: Made four starts this season at right tackle.

Idaho (8/31): Helped the Nittany Lions to gain 673 total yards, their third-most in a game since 1947...Sprung Nittany Lion rushers for 331 yards and seven touchdowns...Did not allow a sack while helping Sean Clifford to throw for 280 yards and two touchdowns and Will Levis to throw for 62 yards and a score...Aided Penn State to earn 35 first downs. **Buffalo (9/7):** Led the way for the Penn State offense to gain 357 total yards...Protected Sean Clifford as he threw for 279 yards and four touchdowns...Helped the Nittany Lions to score 38 points in the second half, including 28 in the third quarter. **Pittsburgh (9/14):** Helped the Nittany Lions to gain 389 yards, including 222 through the air...Led the way for Journey Brown's first career 100-yard game...Paved the way for rushing scores by Noah Cain and Devyn Ford...Tabbed the Coaching Staff's Offensive Player of the Week. **at Maryland (9/27):** Led the way as the Nittany Lions gained 613 yards, its third-most in a Big Ten game...Helped the Nittany Lions to throw for 421 yards, their most in a Big Ten contest...Aided PSU to gain 30 first downs...Helped Sean Clifford to throw for 398 yards, the third-most in program history, including a program-record 287 yards in the first half...Helped the Nittany Lions to score five rushing touchdowns.



DANIEL GEORGE 11
Wide Receiver | 6-2 | 220
Sophomore/Freshman
Fort Washington, Md./Oxon Hill
Major: Division of Undergraduate Studies

» CAREER NOTES & RECORDS

Game: Hauled in a 98-yard touchdown pass from Sean Clifford against Kent State (9/15/18) for the longest pass play and longest play from scrimmage in program history...Broke the previous longest pass record of 92 yards yards from Bill Hess to Bob Higgins in 1919...Broke the longest play from scrimmage record, set four different times on 92-yard plays, most recently a 92-yard run by Saquon Barkley vs. Washington in the 2017 Fiesta Bowl...Tied for the longest reception in the FBS in 2018.

» 2019

Season: Appeared in three games.

Idaho (8/31): Hauled in two receptions for 28 yards, including a 20-yard reception.

» 2019 GAME-BY-GAME

Receiving (Receptions-Yards-TD)
IDAHO 2-28-0; BUFFALO 0-0-0; PITTSBURGH DNP; at Maryland 0-0-0.

» GEORGE'S CAREER STATISTICS & GAME HIGHS

| | Att.-Yds. | Avg. | TD | LG | Rec.-Yds. | Avg. | TD | LG |
|---------------|-----------|------|----|----|--------------|-------------|----------|-----------|
| 2018 | - | - | - | - | 2-112 | 56.0 | 1 | 95 |
| 2019 | - | - | - | - | 2-28 | 14.0 | - | 20 |
| CAREER | - | - | - | - | 4-140 | 35.0 | 1 | 95 |

Receptions.....2; Idaho, 8/31/19
Receiving Yards.....95; Kent State, 9/15/18
Receiving Touchdowns.....1; Kent State, 9/15/18
Long Reception.....95 yards; Kent State, 9/15/18



BLAKE GILLIKIN 93
Punter/Kicker | 6-2 | 196
Senior/Senior
Smyrna, Ga./The Westminster Schools
Major: Kinesiology

» CAREER NOTES & RECORDS

Career: Ranks No. 1 on Penn State's career punting average charts (43.13 ypp)...Has 39 career punts downed inside the opponent's 10-yard line (seven in 2016, 18 in 2017, 12 in 2018, 2 in 2019)...Is the only player in program history with six punts of 65 or more yards...Is the only player in PSU history with three 70-plus yard punts in a season or career.

Season: 2018: Set a program record with a 44.0 punting average. **2017:** Ranks No. 5 in program history with a 43.2 punting average. **2016:** Broke the Penn State freshman season punting average record with 42.8 yards per punt, surpassing the record set by Jeremy Kapinos in 2003 (41.9)...Ranks No. 9 on Penn State's single-season punting average chart with a 42.8 average.

Game: Set the Penn State freshman record for punting average in a game with five kicks for an average of 50.8 yards in the Rose Bowl against USC (1/2/17)...Hit a career-long punt of 74 yards against Michigan (11/3/18), which is tied with Anthony Fera (2010 vs. Iowa) for the fourth-longest punt in program history...Hit a 70-yard punt at Rutgers (11/17/18), the ninth-longest in program history...His 48.7 punt average at Rutgers is tied with Jeremy Kapinos (vs. Boston College, 2003) for the 11th-best in program history...Averaged 51.2 yards per punt in the Citrus Bowl against Kentucky (1/1/19), Penn State's fifth-highest game punting average...Hit a 71-yard punt against Kentucky (1/1/19), which is tied for the seventh-longest punt in program history with Joe Colone at Syracuse in 1946 and John Bruno Jr. vs. Boston College in 1985.

Bowl: Averaged 51.2 yards per punt in the Citrus Bowl vs. Kentucky (1/1/19), which ranks second in Penn State bowl history behind Jeremy Boone's 51.4 average in the 2007 Alamo Bowl...Hit a 71-yard punt in the Citrus Bowl, the longest punt in the program's bowl history, breaking the record of 68 yards by Bob Campbell in the 1967 Gator Bowl.

» 2019

Awards: Selected for the Ray Guy Award Ray's 8 Team following his performance vs. Pittsburgh (9/14)...Named to the preseason Ray Guy Award watch list...Was a nominee for the Allstate AFCA Good Works Team...Selected as a semifinalist for the William V. Campbell Trophy...Named a candidate for the Senior CLASS Award.

Season: Appeared in four games...Was voted as a team captain.

Idaho (8/31): Hit a 32-yard punt, which was fair caught at the Idaho 15.
Buffalo (9/7): Averaged 41.2 yards per punt, including a 51-yard punt in the first quarter...Landed two punts inside the 20, including one at the Buffalo 4. **Pittsburgh (9/14):** Averaged 42.4 yards on seven punts...Landed a career-high six punts inside the 20 and one inside the 10...Hit a 53-yard punt in the second quarter. **at Maryland (9/27):** Had three punts, averaging 41.0 yards per punt...Hit a 52-yard punt.

» GILLIKIN'S CAREER PUNTING STATISTICS & GAME HIGHS

| | Punts | Yards | Avg. | I-20 | FC | 50+ | LG | BLK |
|---------------|------------|--------------|-------------|-----------|-----------|-----------|-----------|----------|
| 2016 | 61 | 2,611 | 42.8 | 22 | 18 | 13 | 69 | -- |
| 2017 | 52 | 2,244 | 43.2 | 26 | 16 | 14 | 57 | 1 |
| 2018 | 64 | 2,813 | 44.0 | 20 | 13 | 15 | 74 | 2 |
| 2019 | 16 | 658 | 41.1 | 9 | 6 | 3 | 53 | 1 |
| CAREER | 193 | 8,326 | 43.1 | 77 | 53 | 45 | 74 | 4 |

Punt Attempts 8; Three Times: Last at Michigan, 11/3/18
Punt Yards 370; at Michigan, 11/3/18
Punt Average 51.2; vs. Kentucky, 1/1/19
Longest Punt 74; at Michigan, 11/3/18
Punts Inside the 20 6; Pittsburgh, 9/14/19
Punts Inside the 10 3; Five Times: Last at Pittsburgh, 9/8/18
60+ yard punts 6; Last at Rutgers (67/70), 11/17/18
70+ yard punts 2; Last at Rutgers (70), 11/17/18

NOTE: Has one career rush for -10 yards (at Indiana, 2018)...Has two career tackles (vs. USC, 2016 and at Michigan, 2018).



STEVEN GONZALEZ 74

Offensive Line | 6-4 | 341
 Graduate Student/Senior
 Union City, N.J./Union City
 Major: Rehabilitation and Human Services

» 2019

Awards: Named to the Pro Football Focus second-team Big Ten Team of the Week following his performance vs. Pitt (9/14).

Season: Made four starts at left guard...One of six players to have earned their degree entering the 2019 season...Graduated with a degree in history in December 2018.

Idaho (8/31): Helped the Nittany Lions to gain 673 total yards, their third-most in a game since 1947...Sprung Nittany Lion rushers for 331 yards and seven touchdowns...Did not allow a sack while helping Sean Clifford to throw for 280 yards and two touchdowns and Will Levis to throw for 62 yards and a score...Aided Penn State to earn 35 first downs. **Buffalo (9/7):** Led the way for the Penn State offense to gain 357 total yards...Protected Sean Clifford as he threw for 279 yards and four touchdowns...Helped the Nittany Lions to score 38 points in the second half, including 28 in the third quarter. **Pittsburgh (9/14):** Helped the Nittany Lions to gain 389 yards, including 222 through the air...Led the way for Journey Brown's first career 100-yard game...Paved the way for rushing scores by Noah Cain and Devyn Ford. **at Maryland (9/27):** Led the way as the Nittany Lions gained 613 yards, its third-most in a Big Ten game...Helped the Nittany Lions to throw for 421 yards, their most in a Big Ten contest...Aided PSU to gain 30 first downs...Helped Sean Clifford to throw for 398 yards, the third-most in program history, including a program-record 287 yards in the first half...Helped the Nittany Lions to score five rushing touchdowns.



TRENT GORDON 19

Cornerback | 5-11 | 184
 Sophomore/Freshman
 Spring, Texas/Manvel
 Major: Division of Undergraduate Studies

» 2019

Season: Appeared in four games.

Idaho (8/31): Recorded two tackles and a pass breakup. **Buffalo (9/7):** Collected three tackles. **Pittsburgh (9/14):** Made three stops.

» 2019 GAME-BY-GAME

Tackles (Solo-Assisted-Total)
 IDAHO 2-0-2; BUFFALO 2-1-3; PITTSBURGH 1-2-3; at Maryland 0-0-0.

» GORDON'S CAREER STATISTICS & GAME HIGHS

| | UA-A | TK | FF | FR | I | PBU | SACK | TFL |
|---------------|------------|----------|----|----|---|----------|------|-----|
| 2018 | 0-1 | 1 | - | - | - | - | - | - |
| 2019 | 5-3 | 8 | - | - | - | 1 | - | - |
| CAREER | 5-4 | 9 | - | - | - | 1 | - | - |

Tackles 3; Twice: Last Pittsburgh, 9/14/19
Pass Breakups 1; Idaho, 8/31/19



YETUR GROSS-MATOS 99

Defensive End | 6-5 | 264
 Junior/Junior
 Spotsylvania, Va./Chancellor
 Major: Criminology

» CAREER NOTES & RECORDS

Career: With one half-tackle for loss against Buffalo (9/7/19), reached the 25 TFL mark in his career.

Season: 2018: Became the 11th Nittany Lion to record 20 tackles for loss in a season (12th time)...Tied with Bruce Clark (1978), Todd Atkins (1994), LaVar Arrington (1999) and Aaron Maybin (2008) for the eighth-most tackles for loss in a season.

» 2019

Awards: Named to the Pro Football Focus second-team Big Ten Team of the Week following his performance vs. Buffalo (9/7)...Selected to the preseason Lott Impact Trophy watch list...Named to the preseason Bednarik Award watch list...Tabbed on the preseason Bronko Nagurski Award watch list...Selected for the preseason Big Ten honors list, voted on by conference media members.

Season: Made four starts.

Rankings: Ranks 20th in the country and third in the Big Ten with 0.88 sacks per game...Sits No. 7 in the Big Ten, and No. 34 in the nation, averaging 1.4 tackles for loss per contest.

Idaho (8/31): Notched 2.5 sacks, while collecting three tackles...Selected as the Coaching Staff's Defensive Player of the Week. **Buffalo (9/7):** Registered three tackles, including a solo sack...Added a QB hurry. **at Maryland (9/27):** Recorded five tackles, including two tackles for loss...Earned his sixth career game with two or more tackles for loss...Had a QB hurry.

» 2019 GAME-BY-GAME

Tackles (Solo-Assisted-Total)
 IDAHO 2-1-3; BUFFALO 2-1-3; PITTSBURGH 0-0-0; at Maryland 5-0-5.

» GROSS-MATOS' CAREER STATISTICS & GAME HIGHS

| | UA-A | TK | FF | FR | I | PBU | SACK | TFL |
|---------------|--------------|-----------|----------|----------|---|-----|----------------|-----------------|
| 2017 | 5-12 | 17 | - | 1 | - | - | 1.5-7 | 2.0-8 |
| 2018 | 36-18 | 54 | 2 | 1 | - | - | 8.0-58 | 20.0-88 |
| 2019 | 9-2 | 11 | - | - | - | - | 3.5-21 | 5.5-28 |
| CAREER | 50-32 | 82 | 2 | 2 | - | - | 13.0-86 | 27.5-124 |

Tackles 10; at Indiana, 10/20/18
Sacks 2.5; Idaho, 8/31/19
Tackles for Loss 4.0; Iowa, 10/27/18
Forced Fumbles 1; Twice: Last Wisconsin, 11/10/18
Fumble Recoveries 1; Twice: Last Wisconsin, 11/10/18
Games with 2 or More Sacks 3; Last Idaho (2.5), 8/31/19
Games with 2 or More Tackles for Loss 6; Last at Maryland (2.0), 9/27/19
10+ Tackle Games 1; at Indiana, 10/20/18



KJ HAMLER 1

Wide Receiver | 5-9 | 176
 Junior/Sophomore
 Pontiac, Mich./IMG Academy (Fla.)
 Major: Journalism

» CAREER NOTES & RECORDS

Career: Went over the 1,000-receiving yard mark for his career against Maryland (9/27/19), becoming the 33rd Penn State player to reach the 1,000-yard receiving mark...Currently ranks 28th all-time at Penn State with 1,107 receiving yards...Ranks No. 10 on the career kickoff return list with a 25.2 average...Passed the 1,500 all-purpose yard mark against Idaho (8/31/19).

Season: 2018: Broke the Penn State freshman record for all-purpose yards with 1,417, topping the previous mark of 1,237 set by Saquon Barkley in 2015...Sits No. 18 on the program's season all-purpose yards list with 1,417 yards...Totaled 523 kickoff return yards to rank No. 6 in Penn State history...Ranks No. 18 on the program's season kickoff return average list with a 26.2 mark.

Game: Hauled in a 93-yard touchdown pass from Trace McSorley against Ohio State (9/29/18) for the second-longest in program history.

» 2019

Awards: Named to the preseason Maxwell Award watch list...Selected to the preseason Biletnikoff Award watch list...Tabbed on the preseason Paul Hornung Award watch list.

Season: Made four starts...Has made at least one catch in all 17 games of his career.

Rankings: Averaging 22.06 yards per reception, good for No. 2 in the Big Ten and No. 13 in the nation...Sits No. 4 in the league, and No. 27 in the country, averaging 88.3 receiving yards per game...Ranks No. 6 in the Big Ten, and No. 42 in the nation, with 353 receiving yards...Sits No. 6 in the Big Ten with three receiving touchdowns...Ranks ninth in the league averaging 4.0 receptions per game...Is No. 34 in the country and No. 6 in the Big Ten averaging 120.25 all-purpose yards per game.

Idaho (8/31): Caught four passes for 115 yards...Connected with Sean Clifford for touchdown receptions of 36- and 21-yards...Caught four passes of 20 or more yards...Added a 16-yard rush and a 25-yard punt return...Earned the Coaching Staff's Offensive Player of the Week award. **Buffalo (9/7):** Made three catches for 62 yards, including a 45-yard reception...Added a 22-yard punt return. **Pittsburgh (9/14):** Recorded three catches for 68 yards...Had a 53-yard catch in the first quarter...Added 20- and 24-yard kick returns. **at Maryland (9/27):** Caught a career-best six passes for 108 yards...Earned his third career 100-yard game...Had a 58-yard touchdown reception in the first quarter...Went over the 1,000-receiving yard mark for his career, becoming the 33rd Penn State player to reach that mark.

» 2019 GAME-BY-GAME

Rushing (Carries-Yards-TD)
 IDAHO 1-16-0; BUFFALO 0-0-0; PITTSBURGH 0-0-0; at Maryland 0-0-0.

Receiving (Receptions-Yards-TD)
 IDAHO 4-115-2; BUFFALO 3-62-0; PITTSBURGH 3-68-0; at Maryland 6-108-1.

» HAMLER'S CAREER OFFENSIVE STATISTICS & GAME HIGHS

| | Att.-Yds. | Avg. | TD | LG | Rec.-Yds. | Avg. | TD | LG |
|---------------|-------------|-------------|----------|-----------|----------------|-------------|----------|-----------|
| 2018 | 3-33 | 11.0 | 1 | 32 | 42-754 | 17.9 | 5 | 93 |
| 2019 | 1-16 | 16.0 | - | 16 | 16-353 | 22.1 | 3 | 58 |
| CAREER | 4-49 | 12.3 | 1 | 32 | 58-1107 | 19.1 | 8 | 93 |

Receptions 6; at Maryland, 9/27/19
Receiving Yards 138; Ohio State, 9/29/18
Receiving Touchdowns 2; Idaho, 8/31/19
Long Reception 93 yards; Ohio State, 9/29/18
100-yard Receiving Games 3; Last at Maryland (108), 9/27/19

Rushing Attempts 1; Four Times: Last Idaho, 8/31/19
Rushing Yards 32; at Pittsburgh, 9/8/18
Rushing Touchdowns 1; at Pittsburgh, 9/8/18
Longest Rush 32 yards; at Pittsburgh, 9/8/18

» 2019 GAME-BY-GAME

Kick Returns (Returns-Yards-TD-YPR)
 IDAHO 0-0-0-0.0; BUFFALO 0-0-0-0.0; PITTSBURGH 3-57-0-19.0; at Maryland 0-0-0-0.0.

Punt Returns (Returns-Yards-TD-YPR)
 IDAHO 4-28-0-7.0; BUFFALO 1-22-0-22.0; PITTSBURGH 1-5-0-5.0; at Maryland 3-0-0-0.0.

» HAMLER'S CAREER KICK RETURN STATISTICS & GAME HIGHS

| | No. | Yds. | Avg. | TD | LG |
|---------------|-----------|------------|-------------|----|-----------|
| 2018 | 20 | 523 | 26.2 | - | 67 |
| 2019 | 3 | 57 | 19.0 | - | 24 |
| CAREER | 23 | 580 | 25.2 | - | 67 |

Kick Returns 3; Three Times: Last Pittsburgh, 9/14/19
Kick Return Yards 82; Iowa, 10/27/18
Long Kick Return 67 yards; Iowa, 10/27/18

» HAMLER'S CAREER PUNT RETURN STATISTICS & GAME HIGHS

| | No. | Yds. | Avg. | TD | LG |
|---------------|-----------|------------|------------|----|-----------|
| 2018 | 13 | 96 | 7.4 | - | 33 |
| 2019 | 9 | 55 | 6.1 | - | 25 |
| CAREER | 22 | 151 | 6.9 | - | 33 |

Punt Returns 4; Idaho, 8/31/19
Punt Return Yards 33; Kent State, 9/15/18
Long Punt Return 33 yards; Kent State, 9/15/18
All-Purpose Yards 195; Ohio State, 9/29/18



FRED HANSARD 53
 Defensive Tackle | 6-3 | 316
 Junior/Sophomore
 Burlington, N.J./The Hun School
 Major: Journalism

» 2019

Season: Appeared in four games.

Buffalo (9/7): Recorded a career-best three tackles...Made 1.5 stops for loss. **Pittsburgh (9/14):** Assisted on one tackle. **at Maryland (9/27):** Assisted on a tackle for loss.

» 2019 GAME-BY-GAME

Tackles (Solo-Assisted-Total)

IDAHO 0-0-0; BUFFALO 2-1-3; PITTSBURGH 0-1-1; at Maryland 0-1-1.

» HANSARD'S CAREER STATISTICS & GAME HIGHS

| | UA-A | TK | FF | FR | I | PBU | SACK | TFL |
|---------------|------------|----------|----|----|---|-----|------|--------------|
| 2018 | 1-1 | 2 | - | - | - | - | - | 0.5-1 |
| 2019 | 2-3 | 5 | - | - | - | - | - | 2.0-3 |
| CAREER | 3-4 | 7 | - | - | - | - | - | 2.5-4 |

Tackles 3; Buffalo, 9/7/19
 Tackles for Loss 1.5; Buffalo, 9/7/19



DREW HARTLAUB 37
 Safety | 5-11 | 183
 Junior/Sophomore
 Hanover, Pa./South Western
 Major: Security & Risk Analysis

» 2019

Season: Appeared in four games.

Buffalo (9/7): Made one tackle on punt coverage...Selected as the coaching staff's Developmental Squad Defensive Player of the Week.

» 2019 GAME-BY-GAME

Tackles (Solo-Assisted-Total)

IDAHO 0-0-0; BUFFALO 0-1-1; PITTSBURGH 0-0-0; at Maryland 0-0-0.

» HARTLAUB'S CAREER STATISTICS & GAME HIGHS

| | UA-A | TK | FF | FR | I | PBU | SACK | TFL |
|---------------|------------|----------|----|----|---|-----|------|-----|
| 2018 | 1-2 | 3 | - | - | - | - | - | - |
| 2019 | 0-1 | 1 | - | - | - | - | - | - |
| CAREER | 1-3 | 4 | - | - | - | - | - | - |

Tackles 1; Four times: Last Buffalo, 9/7/19



AENEAS HAWKINS 27
 Defensive Tackle | 6-2 | 272
 Sophomore/Freshman
 Cincinnati, Ohio/Moeller
 Major: Division of Undergraduate Studies

» 2019

Season: Appeared in one game...One of 23 players to make their collegiate debut.



MAC HIPPENHAMMER 12
 Wide Receiver | 5-11 | 182
 Junior/Sophomore
 Fort Wayne, Ind./R. Nelson Snider
 Major: Criminology

» 2019

Season: Appeared in three games...Plays outfield for the Penn State baseball team, hitting .272 in 2019.

Idaho (8/31): Returned two punts for 13 yards.

» 2019 GAME-BY-GAME

Receiving (Receptions-Yards-TD)

IDAHO 0-0-0; BUFFALO DNP; PITTSBURGH 0-0-0; at Maryland 0-0-0.

» HIPPENHAMMER'S CAREER STATISTICS & GAME HIGHS

| | Att.-Yds. | Avg. | TD | LG | Rec.-Yds. | Avg. | TD | LG |
|---------------|-----------|------|----|----|--------------|-------------|----------|-----------|
| 2018 | - | - | - | - | 6-103 | 17.2 | 1 | 44 |
| 2019 | - | - | - | - | - | - | - | - |
| CAREER | - | - | - | - | 6-103 | 17.2 | 1 | 44 |

Receptions 3; Michigan State, 10/13/18
 Receiving Yards 44; at Illinois, 9/21/18
 Receiving Touchdowns 1; at Pittsburgh, 9/8/18
 Long Reception 44 yards; at Illinois, 9/21/18

» 2019 GAME-BY-GAME

Punt Returns (Returns-Yards-TD-YPR)

IDAHO 2-13-0-6.5; BUFFALO DNP; PITTSBURGH 0-0-0; at Maryland 0-0-0.

» HIPPENHAMMER'S CAREER PUNT RETURN STATISTICS & GAME HIGHS

| | No. | Yds. | Avg. | TD | LG |
|---------------|----------|-----------|------------|----|----------|
| 2018 | - | - | - | - | - |
| 2019 | 2 | 13 | 6.5 | - | 7 |
| CAREER | 2 | 13 | 6.5 | - | 7 |

Punt Returns 2; Idaho, 8/31/19
 Punt Return Yards 13; Idaho, 8/31/19
 Long Punt Return 7 yards; Idaho, 8/31/19



C.J. HOLMES 48
 Safety | 6-0 | 216
 Junior/Sophomore
 Hamden, Conn./Cheshire Academy/Notre Dame
 Major: African American Studies

» 2019

Season: Appeared in three games...One of 28 players to make their Penn State debut.

Buffalo (9/7): Named the coaching staff's Developmental Squad Offensive Player of the Week. **at Maryland (9/27):** Made two tackles, including one on kick return coverage.

» 2019 GAME-BY-GAME

Tackles (Solo-Assisted-Total)

IDAHO DNP; BUFFALO 0-0-0; PITTSBURGH 0-0-0; at Maryland 2-0-2.

» C. HOLMES' CAREER STATISTICS & GAME HIGHS

| | UA-A | TK | FF | FR | I | PBU | SACK | TFL |
|---------------|------------|----------|----|----|---|-----|------|-----|
| 2019 | 2-0 | 2 | - | - | - | - | - | - |
| CAREER | 2-0 | 2 | - | - | - | - | - | - |

Tackles 2; at Maryland, 9/27/19



DES HOLMES 75
 Offensive Line | 6-5 | 315
 Junior/Sophomore
 Norristown, Pa./Cardinal O'Hara
 Major: Journalism

» 2019

Season: Appeared in four games.



ADISA ISAAC 20
 Defensive End | 6-4 | 241
 Freshman/Freshman
 Brooklyn, N.Y./Canarsie
 Major: Division of Undergraduate Studies

» 2019

Season: Appeared in three games...One of 23 players to make their collegiate debut...One of 13 true freshmen to play.

Rankings: Ranks No. 8 in the Big Ten, and No. 44 in the country, averaging 0.33 forced fumbles per game.

Idaho (8/31): Made three stops, including one solo...Assisted on a tackle for loss. **Buffalo (9/7):** Assisted on two tackles. **at Maryland (9/27):** Recorded four tackles, including 2.5 tackles for loss...Collected 1.5 sacks... Had a career high for tackles for loss and recorded his first career sack... Forced a fumble in the fourth quarter, his first career forced fumble.

» 2019 GAME-BY-GAME

Tackles (Solo-Assisted-Total)

IDAHO 1-2-3; BUFFALO 0-2-2; PITTSBURGH DNP; at Maryland 3-1-4.

» ISAAC'S CAREER STATISTICS & GAME HIGHS

| | UA-A | TK | FF | FR | I | PBU | SACK | TFL |
|---------------|------------|----------|----------|----|---|-----|--------------|---------------|
| 2019 | 4-5 | 9 | 1 | - | - | - | 1.5-8 | 3.0-13 |
| CAREER | 4-5 | 9 | 1 | - | - | - | 1.5-8 | 3.0-13 |

Tackles 4; at Maryland, 9/27/19
 Tackles For Loss 2.5; at Maryland, 9/27/19
 Sacks 1.5; at Maryland, 9/27/19
 Forced Fumbles 1; at Maryland, 9/27/19



DONOVAN JOHNSON 3
 Cornerback | 5-9 | 185
 Junior/Sophomore
 Detroit, Mich./Cass Tech
 Major: Rehabilitation and Human Services

» 2019

Season: Appeared in two games.

Buffalo (9/7): Recorded two tackles. **Pittsburgh (9/14):** Registered four tackles, including three solo.

» 2019 GAME-BY-GAME

Tackles (Solo-Assisted-Total)

IDAHO DNP; BUFFALO 1-1-2; PITTSBURGH 3-1-4; at Maryland DNP.

» D. JOHNSON'S CAREER STATISTICS & GAME HIGHS

| | UA-A | TK | FF | FR | I | PBU | SACK | TFL |
|---------------|-------------|-----------|----|----|---|----------|------|-----|
| 2018 | 9-3 | 12 | - | - | - | 3 | - | - |
| 2019 | 4-2 | 6 | - | - | - | - | - | - |
| CAREER | 13-5 | 18 | - | - | - | 3 | - | - |

Tackles 4; Twice: Last Pittsburgh, 9/14/19
 Pass Breakups 1; Three Times: Last at Indiana, 10/20/18



JAN JOHNSON 36
 Linebacker | 6-2 | 231
 Graduate Student/Senior
 Mohnton, Pa./Governor Mifflin
 Major: Health Policy and Administration (3rd degree)

» 2019

Awards: Named to the Pro Football Focus National and Big Ten Teams of the Week following his performance vs. Pitt (9/14).

Season: Made four starts...Was voted as a team captain...One of five players to have earned their degree entering the 2019 season...Graduated with his degree in psychology in August 2018...Graduated with his master's degree in management and organizational leadership in May 2019...Earned a scholarship on October 18, 2018.

Rankings: Ranks No. 8 in the Big Ten with one interception and No. 7 with 0.7 interceptions per game.

Idaho (8/31): Registered two tackles. **Buffalo (9/7):** Set a career high with 14 tackles, including nine in the first half. **Pittsburgh (9/14):** Collected five tackles, including four solo...Earned his first career sack... Forced a fumble in the fourth quarter, the first in his career. **at Maryland (9/27):** Secured an interception to end Maryland's opening drive... Returned the interception for 17 yards...Added one tackle and one pass breakup.

» 2019 GAME-BY-GAME

Tackles (Solo-Assisted-Total)

IDAHO 1-1-2; BUFFALO 1-13-14; PITTSBURGH 4-1-5; at Maryland 0-1-1.

» J. JOHNSON'S CAREER STATISTICS & GAME HIGHS

| | UA-A | TK | FF | FR | I | PBU | SACK | TFL |
|---------------|--------------|------------|----------|----------|----------|----------|--------------|---------------|
| 2016 | 1-1 | 2 | - | - | - | - | - | - |
| 2017 | 6-6 | 12 | - | - | - | - | - | 1.0-1 |
| 2018 | 42-30 | 72 | - | - | 1 | 1 | 0.5-1 | 1.5-4 |
| 2019 | 6-14 | 20 | 1 | - | 1 | 1 | 1.0-5 | 1.0-5 |
| CAREER | 55-53 | 108 | 1 | - | 2 | 2 | 1.5-6 | 3.5-10 |

Tackles 14; Buffalo, 9/7/19
Tackles for Loss 1.0; Three Times: Last Pittsburgh, 9/14/19
Sacks 1.0; Pittsburgh, 9/14/19
Interceptions 1; Twice: Last at Maryland, 9/27/19
Pass Breakups 1; Twice: Last at Maryland, 9/27/19
10+ Tackle Games 3; Last: Buffalo, 9/7/19
Note: Has one career kickoff return for 7 yards (Nebraska, 2018).

DANIEL JOSEPH 49

Defensive End | 6-3 | 260
 Senior/Junior
 Brampton, Ont./Lake Forest Academy (Ill.)
 Major: Labor & Employment Relations

» 2019
Season: Appeared in four games.

Idaho (8/31): Recorded two tackles, including a solo sack. **Buffalo (9/7):** Assisted on two tackles...Registered a half-tackle for loss. **at Maryland (9/27):** Secured two tackles.

» 2019 GAME-BY-GAME
Tackles (Solo-Assisted-Total)
 IDAHO 1-1-2; BUFFALO 0-2-2; PITTSBURGH 0-0-0; at Maryland 2-0-2.

» JOSEPH'S CAREER STATISTICS & GAME HIGHS

| | UA-A | TK | FF | FR | I | PBU | SACK | TFL |
|---------------|--------------|-----------|----------|----------|----------|----------|---------------|---------------|
| 2017 | 5-5 | 10 | 1 | - | - | - | 2.5-9 | 2.5-9 |
| 2018 | 4-8 | 12 | - | 1 | - | 1 | 1.0-9 | 1.0-9 |
| 2019 | 3-3 | 6 | - | - | - | - | 1.0-2 | 1.5-3 |
| CAREER | 12-16 | 28 | 1 | 1 | - | 1 | 4.5-20 | 5.0-21 |

Tackles 4; Twice: Last at Pittsburgh, 9/8/18
Tackles for Loss 2.0; Georgia State, 9/16/17
Sacks 1.0; Three Times: Last Idaho, 8/31/19
Forced Fumbles 1; Georgia State, 9/16/17
Fumble Recoveries 1; at Rutgers, 11/17/18
Pass Breakups 1; Kent State, 9/15/18

CHARLIE KATSHIR 45

Linebacker | 6-3 | 229
 Sophomore/Freshman
 Camp Hill, Pa./Cumberland Valley
 Major: Division of Undergraduate Studies

» 2019
Season: Appeared in four games...One of 23 players to make their collegiate debut.

at Maryland (9/27): Recorded a QB hurry.

HUNTER KELLY 68

Offensive Line/Defensive Line | 6-2 | 309
 Senior/Junior
 Langhorne, Pa./Neshaminy
 Major: Journalism

» 2019
Season: Appeared in two games.

ZACK KUNTZ 82

Tight End/H-Back | 6-7 | 243
 Sophomore/Freshman
 Camp Hill, Pa./Camp Hill
 Major: Division of Undergraduate Studies

» 2019
Season: Appeared in four games.

Idaho (8/31): Made an 8-yard grab. **at Maryland (9/27):** Had a career-long 10-yard reception.

» 2019 GAME-BY-GAME
Receiving (Receptions-Yards-TD)
 IDAHO 1-8-0; BUFFALO 0-0-0; PITTSBURGH 0-0-0; at Maryland 1-10-0.

» KUNTZ'S CAREER OFFENSIVE STATISTICS & GAME HIGHS

| | Att.-Yds. | Avg. | TD | LG | Rec.-Yds. | Avg. | TD | LG |
|---------------|-----------|----------|----------|----------|-------------|------------|----------|-----------|
| 2018 | - | - | - | - | 1-8 | 8.0 | - | 8 |
| 2019 | - | - | - | - | 2-18 | 9.0 | - | 10 |
| CAREER | - | - | - | - | 3-26 | 8.7 | - | 10 |

Receptions 1; Three Times: Last at Maryland, 9/27/19
Receiving Yards 10; at Maryland, 9/27/19
Longest Reception 10 yards; at Maryland, 9/27/19

WILL LEWIS 7

Quarterback | 6-3 | 229
 Sophomore/Freshman
 Madison, Conn./Xavier
 Major: Division of Undergraduate Studies

» 2019
Season: Appeared in three games...One of 23 players to make their collegiate debut.

Idaho (8/31): Threw for 62 yards, completing 11-of-14 passes... Completed a 4-yard touchdown pass to Brenton Strange...Rushed for 21 yards on five carries. **at Maryland (9/27):** Completed three passes for 23 yards...Rushed for 38 yards on six carries...Scored two rushing touchdowns...Scored on 5- and 8-yard runs.

» 2019 GAME-BY-GAME
Passing (Comp-Att-Yds-TD-INT)
 IDAHO 11-14-62-1-0; BUFFALO 0-0-0-0-0; PITTSBURGH DNP; at Maryland 3-8-23-0-0.

» LEWIS' CAREER PASSING STATISTICS & GAME HIGHS

| | C-A | Yds. | % | TD-INT | YPG | LG |
|---------------|--------------|-----------|-------------|------------|-------------|-----------|
| 2019 | 14-22 | 85 | 63.6 | 1-0 | 28.3 | 11 |
| CAREER | 14-22 | 85 | 63.6 | 1-0 | 28.3 | 11 |

Pass Completions 11; Idaho, 8/31/19
Pass Attempts 14; Idaho, 8/31/19
Passing Yards 62; Idaho, 8/31/19
Passing Touchdowns 1; Idaho, 8/31/19
Long Pass 15; at Maryland, 9/27/19

» LEWIS' CAREER RUSHING STATISTICS & GAME HIGHS

| | Att.-Yds. | Avg. | TD | LG | Rec.-Yds. | Avg. | TD | LG |
|---------------|--------------|------------|----------|-----------|-----------|----------|----------|----------|
| 2019 | 11-59 | 5.4 | 2 | 12 | - | - | - | - |
| CAREER | 11-59 | 5.4 | 2 | 12 | - | - | - | - |

Rushing Attempts 6; at Maryland, 9/27/19
Rushing Yards 38; at Maryland, 9/27/19
Rushing Touchdowns 2; at Maryland, 9/27/19
Longest Rush 12; Idaho, 8/31/19
2 or more Rushing Touchdowns 1; at Maryland (2), 9/27/19

JESSE LUKETA 40

Linebacker | 6-3 | 247
 Sophomore/Sophomore
 Ottawa, Ont./Mercyhurst Prep (Pa.)
 Major: Criminology

» 2019
Season: Appeared in four games, making one start...One of 11 Nittany Lions to make their first career start.

Idaho (8/31): Collected three tackles, including one solo...Assisted on a tackle for loss...Broke up a pass. **Buffalo (9/7):** Posted two tackles. **Pittsburgh (9/14):** Registered two tackles...Added a pass breakup. **at Maryland (9/27):** Recorded five tackles...Had one pass breakup.

» 2019 GAME-BY-GAME
Tackles (Solo-Assisted-Total)
 IDAHO 1-2-3; BUFFALO 0-2-2; PITTSBURGH 1-1-2; at Maryland 5-0-5.

» LUKETA'S CAREER STATISTICS & GAME HIGHS

| | UA-A | TK | FF | FR | I | PBU | SACK | TFL |
|---------------|-------------|-----------|----------|----------|----------|----------|----------|--------------|
| 2018 | 5-2 | 7 | - | - | - | - | - | - |
| 2019 | 7-5 | 12 | - | - | - | 3 | - | 0.5-1 |
| CAREER | 12-7 | 19 | - | - | - | 3 | - | 0.5-1 |

Tackles 5; at Maryland, 9/27/19
Tackles for Loss 0.5; Pittsburgh, 9/14/19
Pass Breakups 1; Three Times: Last at Maryland, 9/27/19

ISAAC LUTZ 85

Wide Receiver | 5-11 | 193
 Senior/Junior
 Reading, Pa./Berks Catholic
 Major: Accounting

» 2019
Season: Appeared in four games.

Buffalo (9/7): Tabbed the coaching staff's Special Teams Player of the Week. **at Maryland (9/27):** Hauled in a 15-yard grab, his first career catch.

» 2019 GAME-BY-GAME
Receiving (Receptions-Yards-TD)
 IDAHO 0-0-0; BUFFALO 0-0-0; PITTSBURGH 0-0-0; at Maryland 1-15-0.

» LUTZ'S CAREER OFFENSIVE STATISTICS & GAME HIGHS


| | Att.-Yds. | Avg. | TD | LG | Rec.-Yds. | Avg. | TD | LG |
|---------------|-----------|----------|----------|----------|-------------|-------------|----------|-----------|
| 2017 | - | - | - | - | - | - | - | - |
| 2018 | - | - | - | - | - | - | - | - |
| 2019 | - | - | - | - | 1-15 | 15.0 | - | 15 |
| CAREER | - | - | - | - | 1-15 | 15.0 | - | 15 |

Receptions 1; at Maryland, 9/27/19
Receiving Yards 15; at Maryland, 9/27/19
Long Reception 15 yards; at Maryland, 9/27/19
Note: Has two career tackles (vs. Kent State, 2018).

COLTON MAXWELL 89

Wide Receiver | 6-0 | 194
 Senior/Junior
 Northampton, Pa./Northampton
 Major: Economics

» 2019
Season: Appeared in one game...One of 23 players to make their collegiate debut.



MICHAL MENET 62
Offensive Line | 6-4 | 313
Senior/Junior
Birdsboro, Pa./Exeter Township Senior
Major: Psychology

» 2019
Awards: Named to the preseason Rimington Trophy Watch List.

Season: Made four starts at center...Was voted as a team captain.

Idaho (8/31): Helped the Nittany Lions to gain 673 total yards, their third-most in a game since 1947...Sprung Nittany Lion rushers for 331 yards and seven touchdowns...Did not allow a sack while helping Sean Clifford to throw for 280 yards and two touchdowns and Will Levis to throw for 62 yards and a score...Aided Penn State to earn 35 first downs. **Buffalo (9/7):** Led the way for the Penn State offense to gain 357 total yards...Protected Sean Clifford as he threw for 279 yards and four touchdowns...Helped the Nittany Lions to score 38 points in the second half, including 28 in the third quarter. **Pittsburgh (9/14):** Helped the Nittany Lions to gain 389 yards, including 222 through the air...Led the way for Journey Brown's first career 100-yard game...Paved the way for rushing scores by Noah Cain and Devyn Ford. **at Maryland (9/27):** Led the way as the Nittany Lions gained 613 yards, its third-most in a Big Ten game...Helped the Nittany Lions to throw for 421 yards, their most in a Big Ten contest...Aided PSU to gain 30 first downs...Helped Sean Clifford to throw for 398 yards, the third-most in program history, including a program-record 287 yards in the first half...Helped the Nittany Lions to score five rushing touchdowns.



MIKE MIRANDA 73
Offensive Line | 6-3 | 295
Junior/Sophomore
Stow, Ohio/Stow-Munroe Falls
Major: Telecommunications

» 2019
Season: Appeared in four games, including three starts at right guard.

Idaho (8/31): Saw playing time on offense and special teams...Helped the Nittany Lions to gain 673 total yards, their third-most in a game since 1947...Sprung Nittany Lion rushers for 331 yards and seven touchdowns...Did not allow a sack while helping Sean Clifford to throw for 280 yards and two touchdowns and Will Levis to throw for 62 yards and a score...Aided Penn State to earn 35 first downs...Named the Coaching Staff's Offensive Player of the Week. **Buffalo (9/7):** Led the way for the Penn State offense to gain 357 total yards...Protected Sean Clifford as he threw for 279 yards and four touchdowns...Helped the Nittany Lions to score 38 points in the second half, including 28 in the third quarter. **Pittsburgh (9/14):** Helped the Nittany Lions to gain 389 yards, including 222 through the air...Led the way for Journey Brown's first career 100-yard game...Paved the way for rushing scores by Noah Cain and Devyn Ford. **at Maryland (9/27):** Led the way as the Nittany Lions gained 613 yards, its third-most in a Big Ten game...Helped the Nittany Lions to throw for 421 yards, their most in a Big Ten contest...Aided PSU to gain 30 first downs...Helped Sean Clifford to throw for 398 yards, the third-most in program history, including a program-record 287 yards in the first half...Helped the Nittany Lions to score five rushing touchdowns.



PJ MUSTIPHER 97
Defensive Tackle | 6-4 | 311
Sophomore/Sophomore
Owings Mills, Md./McDonogh School
Major: Division of Undergraduate Studies

» 2019
Awards: Named to the Pro Football Focus second-team Big Ten Team of the Week following his performance vs. Buffalo (9/7).

Season: Appeared in four games.

Idaho (8/31): Made a team-high four stops, including two solo tackles. **Buffalo (9/7):** Secured four tackles...Tied a career-best with a solo tackle for loss. **Pittsburgh (9/14):** Assisted on a tackle. **at Maryland (9/27):** Recorded one tackle.

» 2019 GAME-BY-GAME
Tackles (Solo-Assisted-Total)
IDAHO 2-2-4; BUFFALO 2-2-4; PITTSBURGH 0-1-1; at Maryland 1-0-1.

» MUSTIPHER'S CAREER STATISTICS & GAME HIGHS

| | UA-A | TK | FF | FR | I | PBU | SACK | TFL |
|---------------|--------------|-----------|----------|----|---|-----|------|--------------|
| 2018 | 7-7 | 14 | 1 | - | - | - | - | 1.0-3 |
| 2019 | 5-5 | 10 | - | - | - | - | - | 1.0-4 |
| CAREER | 12-12 | 24 | 1 | - | - | - | - | 2.0-7 |

Tackles 4; Twice: Last Buffalo, 9/7/19
Tackles for Loss 1.0; Twice: Last Buffalo, 9/7/19
Forced Fumbles 1; at Indiana, 10/20/18



JUSTIN NEFF 35
Safety | 6-1 | 195
Junior/Sophomore
Mill Hall, Pa./Central Mountain
Major: Criminology

» 2019
Season: Appeared in three games...One of 23 players to make their collegiate debut.

Idaho (8/31): Recorded two tackles, including one solo...Named the Coaching Staff's Developmental Squad Defensive Player of the Week. **Pittsburgh (9/14):** Earned the Coaching Staff's Developmental Squad Defensive and Special Teams Player of the Week honors.

» 2019 GAME-BY-GAME
Tackles (Solo-Assisted-Total)
IDAHO 1-1-2; BUFFALO 0-0-0; PITTSBURGH DNP; at Maryland 0-0-0.

» NEFF'S CAREER STATISTICS & GAME HIGHS

| | UA-A | TK | FF | FR | I | PBU | SACK | TFL |
|---------------|------------|----------|----|----|---|-----|------|-----|
| 2018 | - | - | - | - | - | - | - | - |
| 2019 | 1-1 | 2 | - | - | - | - | - | - |
| CAREER | 1-1 | 2 | - | - | - | - | - | - |

Tackles 2; Idaho, 8/31/19



JAYSON OWEH 28
Defensive End | 6-5 | 255
Sophomore/Freshman
Howell, N.J./Blair Academy
Major: Division of Undergraduate Studies

» 2019
Season: Appeared in four games.

Idaho (8/31): Secured two tackles, including a solo sack. **Buffalo (9/7):** Collected three tackles, including two solo...Added a QB hurry. **at Maryland (9/27):** Broke up a pass.

» 2019 GAME-BY-GAME
Tackles (Solo-Assisted-Total)
IDAHO 1-1-2; BUFFALO 2-1-3; PITTSBURGH 0-0-0; at Maryland 0-0-0.

» OWEH'S CAREER STATISTICS & GAME HIGHS

| | UA-A | TK | FF | FR | I | PBU | SACK | TFL |
|---------------|------------|----------|----|----|---|----------|---------------|---------------|
| 2018 | 4-0 | 4 | - | - | - | - | 2.0-11 | 2.0-11 |
| 2019 | 3-2 | 5 | - | - | - | 1 | 1.0-16 | 1.0-16 |
| CAREER | 7-2 | 9 | - | - | - | 1 | 3.0-27 | 3.0-27 |

Tackles 3; Twice: Last Buffalo, 9/7/19
Sacks 2.0; Kent State, 9/15/18
Tackles for Loss 2.0; Kent State, 9/15/18
Pass Breakups 1; at Maryland, 9/27/19



MICAH PARSONS 11
Linebacker | 6-3 | 245
Sophomore/Sophomore
Harrisburg, Pa./Harrisburg
Major: Criminology

» 2019
Awards: Named to the Pro Football Focus second-team Big Ten Team of the Week following his performance vs. Pitt (9/14)...Selected to the Butkus Award Preseason watch list...Named to the preseason Bednarik Award watch list...Tabbed on the preseason Bronko Nagurski Trophy watch list.

Season: Made four starts.

Idaho (8/31): Recorded a solo tackle. **Buffalo (9/7):** Secured 10 tackles...Matched a career best with two tackles for loss. **Pittsburgh (9/14):** Collected a season-high nine tackles, including seven solo...Registered two tackles for loss...Added a pass breakup and a QB hurry...Selected as the Coaching Staff's Defensive Player of the Week. **at Maryland (9/27):** Secured two tackles.

» 2019 GAME-BY-GAME
Tackles (Solo-Assisted-Total)
IDAHO 1-0-1; BUFFALO 2-8-10; PITTSBURGH 7-2-9; at Maryland 1-1-2.

» PARSONS' CAREER STATISTICS & GAME HIGHS

| | UA-A | TK | FF | FR | I | PBU | SACK | TFL |
|---------------|--------------|------------|----------|----|---|----------|---------------|---------------|
| 2018 | 48-35 | 83 | 2 | - | - | - | 1.5-12 | 5.0-22 |
| 2019 | 11-11 | 22 | - | - | - | 1 | - | 4.0-8 |
| CAREER | 59-46 | 105 | 2 | - | - | 1 | 1.5-12 | 9.0-30 |

Tackles 14; vs. Kentucky, 1/1/19
Sacks 1.0; at Rutgers, 11/17/18
Tackles for Loss 2.0; Three Times: Last Pittsburgh, 9/14/19
Forced Fumbles 1; Twice: Last vs. Kentucky, 1/1/19
Pass Breakups 1; Pittsburgh, 9/14/19
10+ Tackle Games 2; Last: Buffalo, 9/7/19



JAKE PINEGAR 92
Kicker | 6-2 | 195
Sophomore/Sophomore
Ankeny, Iowa/Ankeny Centennial
Major: Division of Undergraduate Studies

» CAREER NOTES & RECORDS
Career: Ranks No. 11 on the career extra points made list with 79...Sits No. 7 in extra point percentage (.975)...Sits No. 15 on the career field goals made list with 20.

Season: 2018: Became the first Nittany Lion freshman and 13th player overall (15th occasion) to score 100 points in a season...Broke the Penn State freshman scoring record with 101 points, topping the previous mark of 99 by Kevin Kelly in 2005...Sits No. 6 in extra points made in a season with 53...Ranks No. 14 in a season with 101 points.

Game: Tied the Penn State record for extra points and extra point attempts in a game with 10 against Idaho (8/31/19)...Equaled the mark set by Charles Atherton vs. Gettysburg (1894) and Travis Forney vs. Akron (1999).

» 2019
Season: Appeared in four games...Has converted his last 36 extra-point attempts.

Rankings: Tied for the national lead with a 100 field goal percentage...Sits third in the Big Ten, and 26th in the FBS in scoring, averaging 9.5 points per game...Ranks sixth in the Big Ten averaging 1.0 field goals made per game.

Idaho (8/31): Hit two field goals, connecting from 28 and 38 yards...Converted all 10 extra point attempts...Tied the Penn State record for extra points and extra point attempts in a game with 10 against Idaho (8/31)...Equaled the mark set by Charles Atherton vs. Gettysburg (1894) and Travis Forney vs. Akron (1999). **Buffalo (9/7):** Converted a 32-yard field goal in the fourth quarter...Hit all six extra point attempts. **Pittsburgh (9/14):** Hit both extra point attempts. **at Maryland (9/27):** Converted all eight extra point attempts...Hit a 21-yard field goal to end the first half...Accounted for 11 points, earning his fourth career game accounting for 10 or more points.

» PINEGAR'S CAREER SCORING STATISTICS & GAME HIGHS

| | FGM-A | % | 0-19 | 20-29 | 30-39 | 40-49 | 50+ | LG | XP | PTS |
|---------------------|-------------|------------|------------|------------|-------------|----------|-----------|--------------|------------|-----|
| 2018 | 16-24 | 66.6 | 1-1 | 5-5 | 5-7 | 5-11 | - | 49 | 53-55 | 101 |
| 2019 | 4-4 | 100.0 | - | 2-2 | 2-2 | - | - | 38 | 26-26 | 38 |
| CAREER 20-28 | 71.4 | 1-1 | 7-7 | 7-9 | 5-11 | - | 49 | 79-81 | 139 | |

Points Scored16; Idaho, 8/31/19
PATs Made10; Idaho, 8/31/19
PATs Attempted10; Idaho, 8/31/19
Field Goals Made3; Twice: Last Wisconsin, 11/10/18
Field Goals Attempted5; Wisconsin, 11/10/18
Longest Field Goal49 yards; Twice: Last Wisconsin, 11/10/18
10+ Point Games4; Last at Maryland (11), 9/27/19

» PINEGAR'S CAREER KICKOFF STATISTICS & GAME HIGHS

| | KO | Yds. | Avg. | TB | OB |
|---------------|----------|------------|-------------|----------|----------|
| 2018 | 3 | 184 | 61.3 | 0 | 0 |
| 2019 | - | - | - | - | - |
| CAREER | 3 | 184 | 61.3 | 0 | 0 |

Kickoffs3; Maryland, 11/24/18
Kickoff Yards184; Maryland, 11/24/18
Kickoff Average61.3; Maryland, 11/24/18

NOTE: Has one career tackle (vs. Maryland, 2018).



JOEY PORTER JR. 9

Cornerback | 6-2 | 180
 Freshman/Freshman
 Bakersfield, Calif./North Allegheny (Pa.)
 Major: Division of Undergraduate Studies

» 2019
Season: Appeared in two games...One of 23 players to make their collegiate debut...One of 13 true freshmen to play.

at Maryland (9/27): Broke up one pass.

» 2019 GAME-BY-GAME

Tackles (Solo-Assisted-Total)
 IDAHO 0-0-0; BUFFALO DNP; PITTSBURGH DNP; at Maryland 0-0-0.

» PORTER'S CAREER STATISTICS & GAME HIGHS

| | UA-A | TK | FF | FR | I | PBU | SACK | TFL |
|---------------|----------|----------|----------|----------|----------|----------|----------|----------|
| 2019 | - | - | - | - | - | 1 | - | - |
| CAREER | - | - | - | - | - | 1 | - | - |

Pass Breakups1; at Maryland, 9/27/19




EVAN PRESTA 58

Defensive Tackle | 6-3 | 288
 Junior/Sophomore
 Erie, Pa./Cathedral Prep
 Major: Economics

» 2019
Season: Appeared in one game.

Idaho (8/31): Tabbed as the Coaching Staff's Developmental Squad Defensive Player of the Week.



JOHN REID 29

Cornerback | 5-10 | 181
 5th/Senior
 Mount Laurel, N.J./St. Joseph's Prep (Pa.)
 Major: Data Sciences

» CAREER NOTES & RECORDS

Career: Is tied No. 13 all-time at Penn State with 31 passes defended (24 pbu, 7 int).

» 2019

Awards: Named to the Pro Football Focus Big Ten Team of the Week after his performance against Buffalo (9/7).

Season: Made four starts this season.

Rankings: Ranks No. 2 in the Big Ten, and ranks 14th in the nation, with two interceptions...Averaging 0.5 interceptions per game, good for second in the conference and 15th in the country.

Idaho (8/31): Made two solo stops...Picked off a pass in the third quarter and returned it 25 yards to setup a Penn State touchdown...Recorded his first full sack of his career in the first quarter...Tabbed as the Coaching Staff's Defensive Player of the Week. **Buffalo (9/7):** Picked off a pass in the third quarter and returned it 36 yards for a touchdown, his first career pick-six...Had Penn State's first pick-six since Amani Oruwariye vs. Kent State in 2016...Added four tackles, including two solo, and two pass breakups...Named the coaching staff's Defensive Player of the Week. **Pittsburgh (9/14):** Recorded three tackles...Assisted on one tackle for loss. **at Maryland (9/27):** Assisted on one tackle.

» 2019 GAME-BY-GAME

Tackles (Solo-Assisted-Total)
 IDAHO 2-0-2; BUFFALO 2-2-4; PITTSBURGH 2-1-3; at Maryland 0-1-1.

» REID'S CAREER STATISTICS & GAME HIGHS

| | UA-A | TK | FF | FR | I | PBU | SACK | TFL |
|---------------|--------------|-----------|----------|----------|----------|-----------|---------------|---------------|
| 2015 | 18-11 | 29 | 1 | 1 | 2 | 5 | - | 1.0-2 |
| 2016 | 23-13 | 36 | - | 1 | 1 | 9 | 0.5-3 | 5.0-19 |
| 2017 | - | - | - | - | - | - | - | DNP - Injury |
| 2018 | 17-7 | 24 | - | - | 2 | 8 | - | 1.0-2 |
| 2019 | 6-4 | 10 | - | - | 2 | 2 | 1.0-16 | 1.5-18 |
| CAREER | 64-35 | 99 | 1 | 2 | 7 | 24 | 1.5-19 | 8.5-41 |

Tackles8; at Indiana, 10/20/18
Sacks1.0; Idaho, 8/31/19
Tackles for Loss2.0; at Rutgers, 11/19/16
Forced Fumbles1; vs. Maryland, 10/24/15
Fumble Recoveries1; Twice: Last at Pittsburgh, 9/10/16
Interceptions1; Six Times: Last Buffalo, 9/7/19
Long Interception Return44 yards; Twice: Last Iowa, 10/27/18
Interception Return for Touchdown36 yards; Buffalo, 9/7/19
Pass Breakups3; Iowa, 10/27/18
NOTE: Owns 22 career punt returns for 166 yards (7.5 ypr), all coming in 20.



ANTONIO SHELTON 55

Defensive Tackle | 6-2 | 311
 Senior/Junior
 Westerville, Ohio/Westerville-North
 Major: Journalism

» 2019
Season: Made four starts.

Idaho (8/31): Registered a solo tackle for loss. **Pittsburgh (9/14):** Collected two tackles, including one for loss.

» 2019 GAME-BY-GAME

Tackles (Solo-Assisted-Total)
 IDAHO 1-0-1; BUFFALO 0-0-0; PITTSBURGH 2-0-2; at Maryland 0-0-0.

» SHELTON'S CAREER STATISTICS & GAME HIGHS

| | UA-A | TK | FF | FR | I | PBU | SACK | TFL |
|---------------|-------------|-----------|----------|----------|----------|----------|--------------|---------------|
| 2017 | 1-5 | 6 | - | - | - | - | 1.0-4 | 2.5-7 |
| 2018 | 5-9 | 14 | - | - | - | - | 1.0-1 | 1.5-2 |
| 2019 | 3-0 | 3 | - | - | - | - | - | 2.0-6 |
| CAREER | 9-14 | 23 | - | - | - | - | 2.0-5 | 6.0-15 |

Tackles2; Six Times: Last Pittsburgh, 9/14/19
Tackles for Loss1.0; Four Times: Last Pittsburgh, 9/14/19
Sacks1.0; at Rutgers, 11/17/18



JUSTIN SHORTER 6

Wide Receiver | 6-4 | 235
 Sophomore/Freshman
 Monmouth Junction, N.J./South Brunswick
 Major: Division of Undergraduate Studies

» 2019
Season: Made four starts...One of 11 Nittany Lions to make their first career start.

Idaho (8/31): Hauled in three catches for 36 yards...Made a key block down field to spring Devyn Ford on an 81-yard touchdown run. **Buffalo (9/7):** Made a 9-yard grab. **Pittsburgh (9/14):** Caught two passes for 29 yards...Had a career-high 18-yard reception. **at Maryland (9/27):** Hauled in a 14-yard catch.

» 2019 GAME-BY-GAME

Receiving (Receptions-Yards-TD)
 IDAHO 3-36-0; BUFFALO 1-9-0; PITTSBURGH 2-29-0; at Maryland 1-14-0.

» SHORTER'S CAREER OFFENSIVE STATISTICS & GAME HIGHS

| | SEASON | Att.-Yds. | Avg. | TD | LG | Rec.-Yds. | Avg. | TD | LG |
|--|---------------|------------|------------|----------|----------|---------------|-------------|----------|-----------|
| | 2018 | 1-9 | 9.0 | - | 9 | 3-20 | 6.6 | - | 12 |
| | 2019 | - | - | - | - | 7-88 | 12.6 | - | 18 |
| | CAREER | 1-9 | 9.0 | - | 9 | 10-108 | 10.8 | - | 18 |

Receptions3; Idaho, 8/31/19
Receiving Yards36; Idaho, 8/31/19
Longest Reception18 yards; Pittsburgh, 9/14/19
Rushing Attempts1; at Rutgers, 11/17/18
Rushing Yards9; at Rutgers, 11/17/18
Longest Rush9 yards; at Rutgers, 11/17/18



MICHAEL SHUSTER 15

Quarterback | 6-2 | 210
 Senior/Junior
 Camp Hill, Pa./Camp Hill
 Major: Finance

» 2019
Season: Appeared in one game.

Idaho (8/31): Earned playing time in the fourth quarter, leading a 7-play, 54-yard scoring drive.



SHANE SIMMONS 34

Defensive End | 6-3 | 259
 Senior/Junior
 Laurel, Md./DeMatha
 Major: Communication Arts & Sciences

» 2019
Season: Appeared in four games.

Idaho (8/31): Assisted on two tackles. **Buffalo (9/7):** Recorded a solo tackle for loss. **Pittsburgh (9/14):** Matched a career best with four tackles, including three solo. **at Maryland (9/27):** Collected three tackles...Assisted on a tackle for loss.

» 2019 GAME-BY-GAME

Tackles (Solo-Assisted-Total)
 IDAHO 0-2-2; BUFFALO 1-0-1; PITTSBURGH 3-1-4; at Maryland 1-2-3.

» SIMMONS' CAREER STATISTICS & GAME HIGHS

| | UA-A | TK | FF | FR | I | PBU | SACK | TFL |
|---------------|--------------|-----------|----------|----------|----------|----------|--------------|---------------|
| 2017 | 8-7 | 15 | - | - | - | - | 1.0-1 | 4.5-13 |
| 2018 | 4-5 | 9 | - | - | - | - | - | - |
| 2019 | 5-5 | 10 | - | - | - | - | - | 1.5-4 |
| CAREER | 17-17 | 34 | - | - | - | - | 1.0-1 | 6.0-17 |

Tackles4; Twice: Last Pittsburgh, 9/14/19
Tackles for Loss1.0; Four Times: Last Buffalo, 9/7/19
Sacks1.0; at Michigan State, 11/4/17



RICKY SLADE 3

Running Back | 5-9 | 198
 Sophomore/Sophomore
 Woodbridge, Va./C.D. Hylton
 Major: Division of Undergraduate Studies

» 2019
Season: Made four appearances, including three starts...One of 11 Nittany Lions to make their first career start.

Idaho (8/31): Rushed for 9 yards on five carries...Scored on a 1-yard run in the first quarter...Added a 26-yard catch. **Buffalo (9/7):** Gained 8 yards on three carries. **Pittsburgh (9/14):** Ran for 4 yards on four carries...Had two catches for 42 yards, including a career-long 40 yard reception. **at Maryland (9/27):** Gained 28 yards on eight carries...Scored on a 3-yard run in the first quarter...Caught three passes for 22 yards.

» 2019 GAME-BY-GAME

Rushing (Carries-Yards-TD)

IDAHO 5-9-1; BUFFALO 3-8-0; PITTSBURGH 4-4-0; at Maryland 8-28-1.

Receiving (Receptions-Yards-TD)

IDAHO 1-26-0; BUFFALO 0-0-0; PITTSBURGH 2-42-0; at Maryland 3-22-0.

» SLADE'S CAREER STATISTICS & GAME HIGHS

| | Att.-Yds. | Avg. | TD | LG | Rec.-Yds. | Avg. | TD | LG |
|---------------|---------------|------------|----------|-----------|--------------|-------------|----|-----------|
| 2018 | 45-257 | 5.7 | 6 | 61 | 1-12 | 12.0 | - | 12 |
| 2019 | 20-49 | 2.5 | 2 | 9 | 6-90 | 15.0 | - | 40 |
| CAREER | 65-306 | 4.7 | 8 | 61 | 7-102 | 14.6 | - | 26 |

Rushing Attempts 10; at Illinois, 9/21/18
Rushing Yards 94; at Illinois, 9/21/18
Rushing Touchdowns 2; Twice: Last Maryland, 11/24/18
Longest Rush 61 yards; at Illinois, 9/21/18
2 or More Rushing Touchdowns 2 games; Last Maryland (2), 11/24/18
Receptions 3; at Maryland, 9/27/19
Receiving Yards 42; Pittsburgh, 9/14/19
Longest Reception 40 yards; Pittsburgh, 9/14/19

BRANDON SMITH 12



Linebacker | 6-3 | 240
 Freshman/Freshman
 Louisa, Va./Louisa County
 Major: Division of Undergraduate Studies

» 2019

Season: Appeared in four games...One of 23 players to make their collegiate debut...One of 13 true freshmen to play.

Idaho (8/31): Recorded three solo stops, including a tackle for loss.
Buffalo (9/7): Posted three tackles. **at Maryland (9/27):** Collected two tackles.

» 2019 GAME-BY-GAME

Tackles (Solo-Assisted-Total)

IDAHO 3-0-3; BUFFALO 0-3-3; PITTSBURGH 0-0-0; at Maryland 2-0-2.

» SMITH'S CAREER STATISTICS & GAME HIGHS

| | UA-A | TK | FF | FR | I | PBU | SACK | TFL |
|---------------|------------|----------|----|----|---|-----|------|--------------|
| 2019 | 5-3 | 8 | - | - | - | - | - | 1.0-2 |
| CAREER | 5-3 | 8 | - | - | - | - | - | 1.0-2 |

Tackles 3; Twice: Last Buffalo, 9/7/19
Tackles For Loss 1.0; Idaho, 8/31/19

CHRIS STOLL 91



Long Snapper | 6-2 | 245
 Junior/Sophomore
 Westerville, Ohio/St. Francis DeSales
 Major: Kinesiology

» 2019

Season: Appeared in four games...One of 11 Nittany Lions to make their first career start...One of 23 players to make their collegiate debut.

Idaho (8/31): Helped Jake Pinegar to hit two field goals and 10 extra point attempts, tying a Nittany Lion record for extra points and extra point attempts. **Buffalo (9/7):** Aided Jake Pinegar in converting a 32-yard field goal and all six extra point attempts...Helped Blake Gillikin to average 41.2 yards per punt while landing two inside the 20 and one inside the 10. **Pittsburgh (9/14):** Helped Jordan Stout to hit a Penn State-record 57-yard field goal in the second quarter...Aided Jake Pinegar to convert both of his extra point attempts...Helped Blake Gillikin to average 42.4 yards per punt and land six inside the 20. **at Maryland (9/27):** Aided Jake Pinegar to hit all eight extra point attempts and a 21-yard field goal...Helped Blake Gillikin to average 41.0 yards per punt, including a 52-yard punt.

JORDAN STOUT 98



Kicker/Punter | 6-3 | 205
 Junior/Sophomore
 Cedar Bluff, Va./Honaker/Virginia Tech
 Major: Telecommunications

» CAREER NOTES & RECORDS

Season: 2019: Became the first Penn State kicker with multiple 50-yard field goals since Kevin Kelly in 2008 (52 yards vs. Syracuse; 50 yards at Wisconsin).

Game: Hit a program-record 57-yard field goal in the second quarter against Pittsburgh (9/14/19)...The 57-yard field goal tied a Beaver Stadium, equaling a 57-yard kick by Ohio's Gary Homer in 1973...The 57-yard field goal is also tied for the 12th-longest in Big Ten history...Crushed 12 touchbacks on kickoffs against Idaho (8/31/19), the most by a Nittany Lion since the kickoff spot was moved to the 35-yard line in 2011...Hit a 53-yard field goal against Idaho, Penn State's longest since Sam Ficken hit a 54-yarder vs. Kent State in 2013...Booted 12 touchbacks on kickoffs, the most at Penn State since the kickoff spot was moved to the 35-yard line in 2011.

» 2019

Season: Appeared in three games...One of 28 players to make their Penn State debut...Transferred from Virginia Tech.

Idaho (8/31): Converted a 53-yard field goal in the first quarter, the sixth-longest in Penn State history and the program's longest since Sam Ficken connected on a 54-yard kick vs. Kent State in 2013...Crushed 12 touchbacks on kickoffs, the most by a Nittany Lion since 2011...Selected as the Coaching Staff's Special Teams Player of the Week. **Buffalo (9/7):** All eight kickoffs resulted in touchbacks. **Pittsburgh (9/14):** Knocked in a school-record 57-yard field goal in the closing seconds of the second quarter...The 57-yard field goal tied a Beaver Stadium, equaling a 57-yard kick by Ohio's Gary Homer in 1973...The 57-yard field goal is also tied for the 12th-longest in Big Ten history...All four kickoffs resulted in touchbacks...Selected as the Coaching Staff's Special Teams Player of the Week. **at Maryland (9/27):** Six of his nine kickoffs resulted in touchbacks...Averaged 61.6 yards per kickoff.

» STOUT'S CAREER KICKOFF STATISTICS & GAME HIGHS

| | KO | Yds. | Avg. | TB | OB |
|---------------|------------|--------------|-------------|-----------|----------|
| 2018* | 71 | 4,565 | 64.3 | 60 | 2 |
| 2019 | 34 | 2,144 | 63.1 | 30 | - |
| CAREER | 105 | 6,709 | 63.9 | 90 | 2 |

Kickoffs 13; Idaho, 8/31/19
Kickoff Yards 820; Idaho, 8/31/19
Kickoff Average 65.0; Eight Times; Last Pittsburgh; 9/14/19
Touchbacks 12; Idaho, 8/31/19

» STOUT'S CAREER SCORING STATISTICS & GAME HIGHS

| | FGM-A | % | 0-19 | 20-29 | 30-39 | 40-49 | 50+ | LG | XP | PTS |
|---------------|------------|-------------|------|-------|-------|------------|------------|-----------|------------|-----------|
| 2018* | 0-1 | 0.0 | - | - | - | 0-1 | - | - | 4-4 | 4 |
| 2019 | 2-3 | 66.6 | - | - | - | - | 2-3 | 57 | - | 6 |
| CAREER | 2-4 | 50.0 | - | - | - | 0-1 | 2-3 | 57 | 4-4 | 10 |

Points Scored 3; Twice: Last Pittsburgh, 9/14/19
PATs Made 2; Twice: Last William & Mary, 9/8/18*
PATs Attempted 2; Twice: Last William & Mary, 9/8/18*
Field Goals Made 1; Twice: Last Pittsburgh, 9/14/19
Field Goals Attempted 1; Four Times: Last at Maryland, 9/27/19
Longest Field Goal 57 yards; Twice: Last Pittsburgh, 9/14/19
50+ yard Field Goals 2; Last Pittsburgh (57 yards), 9/14/19

*At Virginia Tech (2017-18).

BRENTON STRANGE 86



Tight End/H-Back | 6-3 | 233
 Freshman/Freshman
 Parkersburg, W.Va./Parkersburg
 Major: Division of Undergraduate Studies

» 2019

Season: Appeared in one game...One of 23 players to make their collegiate debut...One of 13 true freshmen to play.

Idaho (8/31): Caught a 4-yard touchdown pass from Will Levis in the fourth quarter.

» 2019 GAME-BY-GAME

Receiving (Receptions-Yards-TD)

IDAHO 1-4-1; BUFFALO DNP; PITTSBURGH DNP; at Maryland DNP.

» STRANGE'S CAREER STATISTICS & GAME HIGHS

| | Att.-Yds. | Avg. | TD | LG | Rec.-Yds. | Avg. | TD | LG |
|---------------|-----------|------|----|----|------------|------------|----------|----------|
| 2019 | - | - | - | - | 1-4 | 4.0 | 1 | 4 |
| CAREER | - | - | - | - | 1-4 | 4.0 | 1 | 4 |

Receptions 1; Idaho, 8/31/19
Receiving Yards 4; Idaho, 8/31/19
Receiving Touchdowns 1; Idaho, 8/31/19
Long Reception 4; Idaho, 8/31/19

CAM SULLIVAN-BROWN 81



Wide Receiver | 6-0 | 194
 Junior/Sophomore
 Bowie, Md./Saint Vincent Pallotti
 Major: Journalism

» 2019

Season: Appeared in four games.

Idaho (8/31): Hauled in two catches for 13 yards. **Pittsburgh (9/14):** Caught an 8-yard pass. **at Maryland (9/27):** Had career highs of five catches for 35 yards.

» 2019 GAME-BY-GAME

Receiving (Receptions-Yards-TD)

IDAHO 2-13-0; BUFFALO 0-0-0; PITTSBURGH 1-8-0; at Maryland 5-35-0.

» SULLIVAN-BROWN'S CAREER STATISTICS & GAME HIGHS

| | Att.-Yds. | Avg. | TD | LG | Rec.-Yds. | Avg. | TD | LG |
|---------------|-----------|------|----|----|---------------|------------|----|-----------|
| 2018 | - | - | - | - | 4-49 | 12.3 | - | 22 |
| 2019 | - | - | - | - | 8-56 | 7.0 | - | 14 |
| CAREER | - | - | - | - | 12-105 | 8.8 | - | 22 |

Receptions 5; at Maryland, 9/27/19
Receiving Yards 35; at Maryland, 9/27/19
Longest Reception 22 yards; at Indiana, 10/20/18

JONATHAN SUTHERLAND 26



Safety | 5-11 | 201
 Junior/Sophomore
 Ottawa, Ont./Episcopal (Va.)
 Major: Labor and Employment Relations

» CAREER NOTES AND RECORDS

Game: Blocked two punts against Idaho (8/31), marking the first time Penn State blocked two punts in a game since 2000 vs. Louisiana Tech...Two blocked punts in a game is tied for the fourth-most in FBS history...Joins Houston's Keith Corbin (vs. Prairie View A&M) as the only FBS players with two blocked punts in a game this season.

» 2019

Season: Appeared in two games...Was voted as a team captain...Blocked two punts against Idaho (8/31), marking the first time Penn State blocked two punts in a game since 2000 vs. Louisiana Tech...Two blocked punts in a game is tied for the fourth-most in FBS history...Joins Houston's Keith Corbin (vs. Prairie View A&M) as the only FBS players with two blocked punts in a game this season.

Rankings: Leads the FBS with two blocked kicks this season.

Idaho (8/31): Collected three tackles, including two solo...Added a pass breakup...Blocked two punts in the second quarter, recording Penn State's first blocked punt since Juwan Johnson against Rutgers in 2016...Tabbed as the Coaching Staff's Special Teams Player of the Week. **Buffalo (9/7):** Registered three tackles, including a half-tackle for loss. **Pittsburgh (9/14):** Recorded five stops, including four solo...Made two tackles on punt coverages...Tabbed the Coaching Staff's Special Teams Player of the Week. **at Maryland (9/27):** Collected three tackles.

» 2019 GAME-BY-GAME

Tackles (Solo-Assisted-Total)

IDAHO 2-1-3; BUFFALO 0-3-3; PITTSBURGH 4-1-5; at Maryland 1-2-3.

» SUTHERLAND'S CAREER STATISTICS & GAME HIGHS

| | UA-A | TK | FF | FR | I | PBU | SACK | TFL |
|---------------|--------------|-----------|----------|----------|----------|----------|----------|--------------|
| 2018 | 25-14 | 39 | 1 | - | - | 1 | - | 2.0-4 |
| 2019 | 7-7 | 14 | - | - | - | 1 | - | 0.5-0 |
| CAREER | 32-21 | 53 | 1 | - | - | 2 | - | 2.5-4 |

Tackles8; at Illinois, 9/21/18
Tackles for Loss1.0; Twice: Last at Illinois, 9/21/18
Forced Fumbles1; at Indiana, 10/20/18
Pass Breakups1; Twice: Last Idaho, 8/31/19
Blocked Kicks2; Idaho, 8/31/19



GARRETT TAYLOR 17

Safety | 6-0 | 198
 Graduate/Senior
 Richmond, Va./Saint Christopher's
 Major: Telecommunications (2nd degree)

» 2019

Season: Made four starts...Was voted as a team captain...One of five Nittany Lions to have earned their degree entering the 2019 season... Graduated with a degree in advertising & public relations in December 2018.

Idaho (8/31): Assisted on a tackle and broke up a pass. **Buffalo (9/7):** Posted eight tackles, including two solo. **Pittsburgh (9/14):** Made seven tackles, including six solo...Had one tackle for loss. **at Maryland (9/27):** Secured four tackles.

» 2019 GAME-BY-GAME

Tackles (Solo-Assisted-Total)
 IDAHO 0-1-1; BUFFALO 2-6-8; PITTSBURGH 6-1-7; at Maryland 4-0-4.

» TAYLOR'S CAREER STATISTICS & GAME HIGHS

| | UA-A | TK | FF | FR | I | PBU | SACK | TFL |
|---------------|--------------|------------|----------|----------|----------|-----------|----------|---------------|
| 2016 | 1-1 | 2 | - | - | - | 1 | - | - |
| 2017 | 6-6 | 12 | - | 1 | - | 1 | - | - |
| 2018 | 45-26 | 71 | 1 | 1 | 3 | 7 | - | 2.5-13 |
| 2019 | 12-8 | 20 | - | - | - | 1 | - | 1.0-1 |
| CAREER | 64-41 | 105 | 1 | 2 | 3 | 10 | - | 3.5-14 |

Tackles10; vs. Kentucky, 1/1/19
Tackles for Loss1.5; at Illinois, 9/21/18
Forced Fumbles1; Michigan State, 10/13/18
Fumble Recoveries1; Twice: Last at Indiana, 10/20/18
Interceptions1; Three Times: Last at Rutgers, 11/17/18
Longest Interception Return45 yards; Ohio State, 9/29/18
Pass Breakups5; Michigan State, 10/13/18
10+ Tackle Games1; vs. Kentucky, 1/1/19



C.J. THORPE 69

Offensive Line | 6-3 | 322
 Junior/Sophomore
 Glenshaw, Pa./Central Catholic
 Major: Philosophy

» 2019

Season: Made four appearances, including one start at right guard...One of 11 Nittany Lions to make their first career start.

Idaho (8/31): Helped the Nittany Lions to gain 673 total yards, their third-most in a game since 1947...Sprung Nittany Lion rushers for 331 yards and seven touchdowns...Did not allow a sack while helping Sean Clifford to throw for 280 yards and two touchdowns and Will Levis to throw for 62 yards and a score...Aided Penn State to earn 35 first downs. **Buffalo (9/7):** Led the way for the Penn State offense to gain 357 total yards...Protected Sean Clifford as he threw for 279 yards and four touchdowns...Helped the Nittany Lions to score 38 points in the second half, including 28 in the third quarter. **Pittsburgh (9/14):** Helped the Nittany Lions to gain 389 yards, including 222 through the air... Led the way for Journey Brown's first career 100-yard game...Paved the way for rushing scores by Noah Cain and Devyn Ford. **at Maryland (9/27):** Led the way as the Nittany Lions gained 613 yards, its third-most in a Big Ten game...Helped the Nittany Lions to throw for 421 yards, their most in a Big Ten contest...Aided PSU to gain 30 first downs...Helped Sean Clifford to throw for 398 yards, the third-most in program history, including a program-record 287 yards in the first half... Helped the Nittany Lions to score five rushing touchdowns.



SHAKA TONEY 18

Defensive End | 6-3 | 243
 Senior/Junior
 Philadelphia, Pa./Imhoteq Charter
 Major: Rehabilitation and Human Services

» CAREER NOTES AND RECORDS

Game: Tied the Penn State game record with four sacks at Indiana (10/20/18)...Equalled the PSU game record set by three others (Terry Killens vs. Indiana, 1995; Jimmy Kennedy at Wisconsin, 2012; Tamba Hali vs. Wisconsin, 2005).

» 2019

Season: Made four starts...One of 11 Nittany Lions to make their first career start.

Idaho (8/31): Registered a solo sack. **Buffalo (9/7):** Recorded two tackles...Had a half-tackle for loss. **Pittsburgh (9/14):** Collected five tackles, including two solo...Recorded a solo sack and a QB hurry...Named the Coaching Staff's Defensive Player of the Week. **at Maryland (9/27):** Had a QB hurry.

» 2019 GAME-BY-GAME

Tackles (Solo-Assisted-Total)
 IDAHO 0-0-0; BUFFALO 0-2-2; PITTSBURGH 2-3-5; at Maryland 0-0-0.

» TONEY'S CAREER STATISTICS & GAME HIGHS

| | UA-A | TK | FF | FR | I | PBU | SACK | TFL |
|---------------|--------------|-----------|----------|----------|----------|----------|----------------|----------------|
| 2017 | 8-12 | 20 | 2 | - | - | - | 4.0-31 | 6.5-39 |
| 2018 | 16-7 | 23 | 1 | - | - | 2 | 5.0-40 | 7.5-47 |
| 2019 | 3-5 | 8 | - | - | - | - | 2.0-13 | 2.5-13 |
| CAREER | 27-24 | 51 | 3 | - | - | 2 | 11.0-84 | 16.5-99 |

Tackles6; at Indiana, 10/20/18
Tackles for Loss4.0; at Indiana, 10/20/18
Sacks4.0; at Indiana, 10/20/18
Forced Fumble1; Three Times: Last at Indiana, 10/20/18
Pass Breakups1; Twice: Last Maryland, 11/24/18




DAN VASEY 98

Long Snapper/Defensive Line | 6-4 | 252
 Junior/Sophomore
 Lackawaxen, Pa./Wallenpaupack
 Major: Kinesiology

» 2019

Season: Appeared in one game...One of 23 players to make their collegiate debut.




SMITH VILBERT 92

Defensive End | 6-6 | 253
 Freshman/Freshman
 Monsey, N.Y./St. John's Regional (N.J.)
 Major: Division of Undergraduate Studies

» 2019

Season: Appeared in one game...One of 23 players to make their collegiate debut...One of 13 true freshmen to play.

Buffalo (9/7): Named the coaching staff's Developmental Squad Defensive Player of the Week.



LAMONT WADE 38

Safety | 5-9 | 199
 Junior/Junior
 Clairton, Pa./Clairton
 Major: Recreation, Park & Tourism Management

» 2019

Season: Made four starts...One of 11 Nittany Lions to make their first career start.

Idaho (8/31): Led the team with four tackles, including three solo stops. **Buffalo (9/7):** Secured two tackles, including one solo. **Pittsburgh (9/14):** Recorded three tackles. **at Maryland (9/27):** Posted two tackles.

» 2019 GAME-BY-GAME

Tackles (Solo-Assisted-Total)
 IDAHO 3-1-4; BUFFALO 1-1-2; PITTSBURGH 2-1-3; at Maryland 1-1-2.

» WADE'S CAREER STATISTICS & GAME HIGHS

| | UA-A | TK | FF | FR | I | PBU | SACK | TFL |
|---------------|--------------|-----------|----------|----------|----------|----------|--------------|--------------|
| 2017 | 14-17 | 31 | 1 | - | - | 3 | - | - |
| 2018 | 12-6 | 18 | - | - | - | - | 1.0-7 | 2.0-9 |
| 2019 | 7-4 | 11 | - | - | - | - | - | - |
| CAREER | 33-27 | 60 | 1 | - | - | 3 | 1.0-7 | 2.0-9 |

Tackles5; Twice: Last Nebraska, 11/18/17
Tackles for Loss2.0; Kent State, 9/15/18
Sacks1.0; Kent State, 9/15/18
Forced Fumbles1; Rutgers, 11/11/17
Pass Breakups1; Three Times: Last Nebraska, 11/18/17



RASHEED WALKER 53

Offensive Line | 6-6 | 324
 Sophomore/Freshman
 Waldorf, Md./North Point
 Major: Division of Undergraduate Studies

» 2019

Season: Made four starts at left tackle...One of 11 Nittany Lions to make their first career start...One of 23 players to make their collegiate debut.

Idaho (8/31): Helped the Nittany Lions to gain 673 total yards, their third-most in a game since 1947...Sprung Nittany Lion rushers for 331 yards and seven touchdowns...Did not allow a sack while helping Sean Clifford to throw for 280 yards and two touchdowns and Will Levis to throw for 62 yards and a score...Aided Penn State to earn 35 first downs. **Buffalo (9/7):** Led the way for the Penn State offense to gain 357 total yards...Protected Sean Clifford as he threw for 279 yards and four touchdowns...Helped the Nittany Lions to score 38 points in the second half, including 28 in the third quarter. **Pittsburgh (9/14):** Helped the Nittany Lions to gain 389 yards, including 222 through the air...Led the way for Journey Brown's first career 100-yard game...Paved the way for rushing scores by Noah Cain and Devyn Ford. **at Maryland (9/27):** Led the way as the Nittany Lions gained 613 yards, its third-most in a Big Ten game...Helped the Nittany Lions to throw for 421 yards, their most in a Big Ten contest...Aided PSU to gain 30 first downs...Helped Sean Clifford to throw for 398 yards, the third-most in program history, including a program-record 287 yards in the first half... Helped the Nittany Lions to score five rushing touchdowns.




CAEDAN WALLACE 79

Offensive Line | 6-5 | 333
 Freshman/Freshman
 Robbinsville, N.J./The Hun School
 Major: Division of Undergraduate Studies

» 2019

Season: Appeared in three games...One of 23 players to make their collegiate debut...One of 13 true freshmen to play.



JUSTIN WELLER 80

Wide Receiver | 6-0 | 190
 Junior/Sophomore
 Sinking Spring, Pa./Wilson
 Major: Finance

» 2019

Season: Appeared in one game.

Idaho (8/31): Caught a 10-yard pass...Selected as the Coaching Staff's Developmental Squad Offensive Player of the Week.

» 2019 GAME-BY-GAME

Receiving (Receptions-Yards-TD)
 IDAHO 1-10-0; BUFFALO DNP; PITTSBURGH DNP; at Maryland DNP.

» **WELLER'S CAREER STATISTICS & GAME HIGHS**

| | Att.-Yds. | Avg. | TD | LG | Rec.-Yds. | Avg. | TD | LG |
|---------------|-----------|------|----|----|-------------|-------------|----|-----------|
| 2018 | - | - | - | - | - | - | - | - |
| 2019 | - | - | - | - | 1-10 | 10.0 | - | 10 |
| CAREER | - | - | - | - | 1-10 | 10.0 | - | 10 |

Receptions 1; Idaho, 8/31/19
 Receiving Yards 10; Idaho, 8/31/19
 Long Reception 10; Idaho, 8/31/19



ANTHONY WHIGAN 55

Offensive Line | 6-4 | 301
 Junior/Junior
 Lexington, Md./Great Mills/Lackawanna C.C.
 Major: Recreation, Park & Tourism Management


» **2019**
Season: Appeared in one game...One of 28 players to make their Penn State debut.



MARQUIS WILSON 8

Cornerback | 5-11 | 173
 Freshman/Freshman
 Windsor, Conn./Windsor
 Major: Division of Undergraduate Studies

» **2019**
Season: Appeared in one game...One of 23 players to make their collegiate debut...One of 13 true freshmen to play.



ROBERT WINDSOR 54

Defensive Tackle | 6-4 | 285
 Graduate/Senior
 Fond Du Lac, Wis./Fond Du Lac
 Major: Media Studies (2nd degree)

» **2019**
Awards: Selected for the Pro Football Focus Big Ten Team of the Week after his performance vs. Buffalo (9/7)...Named to the preseason Outland Trophy watch list.

Season: Made four starts...One of five players to have earned their degree entering the 2019 season...Graduated with a degree in telecommunications in December 2018.

Idaho (8/31): Assisted on a sack. **Buffalo (9/7):** Collected five tackles. **Pittsburgh (9/14):** Secured two tackles. **at Maryland (9/27):** Recorded one tackle.

» **2019 GAME-BY-GAME**

Tackles (Solo-Assisted-Total)

IDAHO 0-1-1; BUFFALO 1-4-5; PITTSBURGH 1-1-2; at Maryland 1-0-1.

» **WINDSOR'S CAREER STATISTICS & GAME HIGHS**

| | UA-A | TK | FF | FR | I | PBU | SACK | TFL |
|---------------|--------------|-----------|----------|----------|---|-----|----------------|----------------|
| 2016 | 9-14 | 23 | - | - | - | - | 1.0-6 | 1.5-6 |
| 2017 | 6-13 | 19 | 1 | 3 | - | - | 2.0-14 | 2.5-15 |
| 2018 | 22-17 | 39 | 2 | - | - | - | 7.5-43 | 11.0-51 |
| 2019 | 3-6 | 9 | - | - | - | - | 0.5-3 | 0.5-3 |
| CAREER | 40-50 | 90 | 3 | 3 | - | - | 11.0-66 | 15.5-75 |

Tackles 6; Three Times: Last at Rutgers, 11/17/18
 Sacks 2.0; Wisconsin, 11/10/18
 Tackles For Loss 2.5; Illinois, 9/21/18
 Forced Fumbles 1; Three Times: Last at Rutgers, 11/17/18
 Fumble Recoveries 1; Three Times: Last at Maryland, 11/25/17



SAL WORMLEY 77

Offensive Line | 6-3 | 319
 Freshman/Freshman
 Newark, N.J./Smyrna (Del.)
 Major: Division of Undergraduate Studies

» **2019**
Season: Appeared in one game...One of 23 players to make their collegiate debut...One of 11 true freshmen to play.

Pittsburgh (9/14): Named the Coaching Staff's Developmental Squad Offensive Player of the Week.

SCORING SUMMARY

| Plays | Yds. | Time | Result | Qtr. | Scoring Play | Plays | Yds. | Time | Result | Qtr. | Scoring Play |
|-----------------------|------|------|--------|------|--|-------|------|------|--------|------|--------------|
| IDAHO (13) | | | | | | | | | | | |
| 6 | 23 | 2:00 | FG | 1 | Pinegar 28-yard field goal | | | | | | |
| 4 | 0 | 0:51 | FG | 1 | Stout 53-yard field goal | | | | | | |
| 5 | 54 | 2:00 | TD | 1 | J. Brown 23-yard run (Pinegar kick) | | | | | | |
| 5 | 35 | 1:43 | TD | 1 | Slade 1-yard run (Pinegar kick) | | | | | | |
| 3 | 55 | 1:01 | TD | 2 | Hamler 36-yard pass from Clifford (Pinegar kick) | | | | | | |
| 3 | 95 | 1:11 | TD | 2 | Ford 81-yard run (Pinegar kick) | | | | | | |
| 4 | 76 | 1:19 | TD | 2 | Hamler 21-yard pass from Clifford (Pinegar kick) | | | | | | |
| 4 | 40 | 0:42 | FG | 2 | Pinegar 38-yard field goal | | | | | | |
| 5 | 75 | 1:43 | TD | 3 | J. Brown 2-yard run (Pinegar kick) | | | | | | |
| 4 | 6 | 1:30 | TD | 3 | Cain 3-yard run (Pinegar kick) | | | | | | |
| 14 | 72 | 5:51 | TD | 4 | Strange 4-yard pass from Levis (Pinegar kick) | | | | | | |
| 10 | 75 | 4:47 | TD | 4 | Cain 9-yard run (Pinegar kick) | | | | | | |
| 7 | 54 | 3:45 | TD | 4 | Eury 8-yard run (Pinegar kick) | | | | | | |
| BUFFALO (7) | | | | | | | | | | | |
| 2 | 37 | 0:30 | TD | 1 | Dotson 28-yard pass from Clifford (Pinegar kick) | | | | | | |
| - | 36 | - | TD | 3 | Reid 36-yard interception return | | | | | | |
| 1 | 23 | 0:05 | TD | 3 | Freiermuth 23-yard pass from Clifford (Pinegar kick) | | | | | | |
| 3 | 65 | 0:43 | TD | 3 | Cain 2-yard run (Pinegar kick) | | | | | | |
| 5 | 45 | 1:35 | TD | 3 | Freiermuth 28-yard pass from Clifford (Pinegar kick) | | | | | | |
| 7 | 55 | 1:54 | FG | 4 | Pinegar 32-yard field goal | | | | | | |
| 4 | 74 | 1:51 | TD | 4 | Dotson 56-yard pass from Clifford (Pinegar kick) | | | | | | |
| PITTSBURGH (3) | | | | | | | | | | | |
| 5 | 98 | 2:02 | TD | 1 | Ford 1-yard run (Pinegar kick) | | | | | | |
| 11 | 48 | 2:03 | FG | 2 | Stout 57-yard field goal | | | | | | |
| 13 | 88 | 4:49 | TD | 3 | Cain 13-yard run (Pinegar kick) | | | | | | |
| MARYLAND (9) | | | | | | | | | | | |
| 1 | 8 | 0:04 | TD | 1 | Clifford 8-yard run (Pinegar kick) | | | | | | |
| 3 | 59 | 1:12 | TD | 1 | Hamler 58-yard pass from Clifford (Pinegar kick) | | | | | | |
| 11 | 95 | 4:56 | TD | 2 | Slade 3-yard run (Pinegar kick) | | | | | | |
| 6 | 73 | 2:21 | TD | 2 | Bowers 15-yard pass from Clifford (Pinegar kick) | | | | | | |
| 8 | 88 | 2:40 | TD | 2 | J. Brown 37-yard pass from Clifford (Pinegar kick) | | | | | | |
| 11 | 75 | 1:51 | FG | 2 | Pinegar 21-yard field goal | | | | | | |
| 6 | 94 | 2:38 | TD | 3 | J. Brown 1-yard run (Pinegar kick) | | | | | | |
| 5 | 33 | 3:00 | TD | 4 | Levis 5-yard run (Pinegar kick) | | | | | | |
| 7 | 44 | 4:44 | TD | 4 | Levis 8-yard run (Pinegar kick) | | | | | | |

PENN STATE GAME-BY-GAME

| Date | Opponent | Rushing | | | | Receiving | | | | Passing | | | | Kick Returns | | | | Punt Returns | | | | tot off |
|------------|-------------|---------|-----|----|----|-----------|------|----|----|-------------|------|----|----|--------------|-----|----|----|--------------|-----|----|----|---------|
| | | no. | yds | td | lg | no. | yds | td | lg | cmp-att-int | yds | td | lg | no. | yds | td | lg | no. | yds | td | lg | |
| Aug 31 | IDAHO | 45 | 331 | 7 | 81 | 25 | 342 | 3 | 36 | 25-37-0 | 342 | 3 | 36 | 0 | 0 | 0 | 0 | 6 | 41 | 0 | 25 | 673 |
| Sep 07 | BUFFALO | 24 | 78 | 1 | 58 | 16 | 279 | 4 | 56 | 16-22-0 | 279 | 4 | 56 | 3 | 29 | 0 | 13 | 1 | 22 | 0 | 22 | 357 |
| Sep 14 | PITTSBURGH | 32 | 167 | 2 | 85 | 14 | 222 | 0 | 53 | 14-30-0 | 222 | 0 | 53 | 3 | 57 | 0 | 24 | 1 | 5 | 0 | 5 | 389 |
| Sep 27 | at Maryland | 41 | 198 | 5 | 25 | 29 | 421 | 3 | 58 | 29-40-1 | 421 | 3 | 58 | 0 | 0 | 0 | 0 | 4 | 30 | 0 | 30 | 619 |
| Penn State | | 142 | 774 | 15 | 85 | 84 | 1264 | 10 | 58 | 84-129-1 | 1264 | 10 | 58 | 6 | 86 | 0 | 24 | 12 | 98 | 0 | 30 | 2038 |
| | | 145 | 272 | 1 | 29 | 78 | 826 | 2 | 48 | 78-133-4 | 826 | 2 | 48 | 3 | 54 | 0 | 28 | 3 | 19 | 0 | 11 | 1098 |

Games: 4 • Avg/rush: 5.5 • Avg/catch: 15.0 • Pass effic: 171.45 • KR avg: 14.3 • PR avg: 8.2 • All purpose avg/game: 576.2 • Total offense avg/gm: 509.5

| Date | Opponent | Tackles | | | | Sacks | Fumble | | Pass Defense | | | blkd kick | PAT Attempts | | | off | | | |
|------------|-------------|---------|-----|-------|----------|----------|--------|-----|--------------|---------|-----|-----------|--------------|------|------|------|-----|-----|-----|
| | | ua | a | total | tfl-yds | | no-yds | ff | fr-yds | int-yds | qbh | | brup | kick | kick | rush | rcv | saf | t/o |
| Aug 31 | IDAHO | 32 | 22 | 54 | 11.0-63 | 7.0-53 | 0 | 0-0 | 1-25 | 0 | 5 | 2 | 10-10 | 0 | 0 | 0 | 0 | 7 | 79 |
| Sep 07 | BUFFALO | 36 | 74 | 110 | 10.0-32 | 1.0-9 | 1 | 1-0 | 1-36 | 3 | 5 | 1 | 6-6 | 0 | 0 | 0 | 0 | 14 | 45 |
| Sep 14 | PITTSBURGH | 46 | 24 | 70 | 10.0-32 | 3.0-14 | 1 | 0-0 | 0-0 | 5 | 3 | 0 | 2-2 | 0 | 0 | 0 | 0 | 0 | 17 |
| Sep 27 | at Maryland | 39 | 14 | 53 | 8.0-38 | 4.0-25 | 2 | 1-0 | 2-22 | 3 | 6 | 0 | 8-8 | 0 | 0 | 0 | 0 | 21 | 59 |
| Penn State | | 153 | 134 | 287 | 39.0-165 | 15.0-101 | 4 | 2-0 | 4-83 | 11 | 19 | 3 | 26-26 | 0 | 0 | 0 | 0 | 42 | 200 |
| | | 155 | 102 | 257 | 24.0-69 | 6.0-33 | 4 | 2-0 | 1-0 | 5 | 13 | 1 | 3-3 | 0 | 0 | 0 | 0 | 7 | 30 |

| Date | Opponent | Punting | | | | | | | Field Goals | | | Kickoffs | | | | | | |
|------------|-------------|---------|------|------|------|------|----|----|-------------|-----|--------|----------|------|-----|------|------|----|----|
| | | no. | yds | avg | long | blkd | tb | fc | 50+ | i20 | md-att | long | blkd | no. | yds | avg | tb | ob |
| Aug 31 | IDAHO | 2 | 45 | 22.5 | 32 | 1 | 0 | 1 | 0 | 1 | 3-3 | 53 | 0 | 13 | 820 | 63.1 | 12 | 0 |
| Sep 07 | BUFFALO | 5 | 206 | 41.2 | 51 | 0 | 0 | 2 | 1 | 2 | 1-1 | 32 | 0 | 8 | 510 | 63.8 | 8 | 0 |
| Sep 14 | PITTSBURGH | 7 | 297 | 42.4 | 53 | 0 | 0 | 3 | 1 | 6 | 1-1 | 57 | 0 | 4 | 260 | 65.0 | 4 | 0 |
| Sep 27 | at Maryland | 3 | 123 | 41.0 | 52 | 0 | 1 | 0 | 1 | 0 | 1-2 | 21 | 0 | 9 | 554 | 61.6 | 6 | 0 |
| Penn State | | 17 | 671 | 39.5 | 53 | 1 | 1 | 6 | 3 | 9 | 6-7 | 57 | 0 | 34 | 2144 | 63.1 | 30 | 0 |
| | | 33 | 1265 | 38.3 | 62 | 3 | 0 | 12 | 2 | 9 | 3-5 | 32 | 0 | 10 | 500 | 50.0 | 1 | 0 |

44 2019 PENN STATE FOOTBALL

OPPONENT GAME-BY-GAME

| Date | Opponent | Rushing | | | | Receiving | | | | Passing | | | | Kick Returns | | | | Punt Returns | | | | tot off | | |
|-----------|-------------|---------|-----|----|----|-----------|------|----|----|---------|-----|-----|------|--------------|----|-----|-----|--------------|----|-----|-----|------------|----|------|
| | | no. | yds | td | lg | no. | yds | td | lg | cmp | att | int | yds | td | lg | no. | yds | td | lg | no. | yds | | td | lg |
| Aug 31 | IDAHO | 28 | 4 | 0 | 14 | 16 | 141 | 1 | 38 | 16 | 26 | 1 | 141 | 1 | 38 | 0 | 0 | 0 | 0 | 0 | 0 | 0 | 0 | 145 |
| Sep 07 | BUFFALO | 58 | 184 | 0 | 29 | 16 | 245 | 1 | 42 | 16 | 32 | 1 | 245 | 1 | 42 | 0 | 0 | 0 | 0 | 1 | 11 | 0 | 11 | 429 |
| Sep 14 | PITTSBURGH | 25 | 24 | 1 | 9 | 35 | 372 | 0 | 48 | 35 | 51 | 0 | 372 | 0 | 48 | 0 | 0 | 0 | 0 | 2 | 8 | 0 | 8 | 396 |
| Sep 27 | at Maryland | 34 | 60 | 0 | 13 | 11 | 68 | 0 | 18 | 11 | 24 | 2 | 68 | 0 | 18 | 3 | 54 | 0 | 28 | 0 | 0 | 0 | 0 | 128 |
| Opponents | | 145 | 272 | 1 | 29 | 78 | 826 | 2 | 48 | 78 | 133 | 4 | 826 | 2 | 48 | 3 | 54 | 0 | 28 | 3 | 19 | 0 | 11 | 1098 |
| | | 142 | 774 | 15 | 85 | 84 | 1264 | 10 | 58 | 84 | 129 | 1 | 1264 | 10 | 58 | 6 | 86 | 0 | 24 | 12 | 98 | 0 | 30 | 2038 |

Games: 4 • Avg/rush: 1.9 • Avg/catch: 10.6 • Pass effc: 109.76 • KR avg: 18.0 • PR avg: 6.3 • All purpose avg/game: 292.8 • Total offense avg/gm: 274.5

| Date | Opponent | Tackles | | | | Sacks no-yds | Fumble | | Pass Defense | | | blkd kick | PAT Attempts | | | off | | |
|-----------|-------------|---------|-----|-------|----------|-----------------|--------|--------|--------------|-----|------|--------------|--------------|------|-----|-----|-----|-----|
| | | ua | a | total | tfl-yds | | ff | fr-yds | int-yds | qbh | brup | | kick | rush | rcv | saf | t/o | pts |
| Aug 31 | IDAHO | 48 | 32 | 80 | 6.0-18 | 0.0-0 | 2 | 1-0 | 0-0 | 1 | 4 | 1 | 1-1 | 0 | 0 | 0 | 7 | 7 |
| Sep 07 | BUFFALO | 28 | 16 | 44 | 7.0-17 | 3.0-11 | 1 | 1-0 | 0-0 | 0 | 1 | 0 | 1-1 | 0 | 0 | 0 | 0 | 13 |
| Sep 14 | PITTSBURGH | 26 | 40 | 66 | 5.0-24 | 3.0-22 | 1 | 0-0 | 0-0 | 3 | 5 | 0 | 1-1 | 0 | 0 | 0 | 0 | 10 |
| Sep 27 | at Maryland | 53 | 14 | 67 | 6.0-10 | 0.0-0 | 0 | 0-0 | 1-0 | 1 | 3 | 0 | 0-0 | 0 | 0 | 0 | 0 | 0 |
| Opponents | | 155 | 102 | 257 | 24.0-69 | 6.0-33 | 4 | 2-0 | 1-0 | 5 | 13 | 1 | 3-3 | 0 | 0 | 0 | 7 | 30 |
| | | 153 | 134 | 287 | 39.0-165 | 15.0-101 | 4 | 2-0 | 4-83 | 11 | 19 | 3 | 26-26 | 0 | 0 | 0 | 42 | 200 |

| Date | Opponent | Punting | | | | | | Field Goals | | | | | Kickoffs | | | | | |
|-----------|-------------|---------|------|------|------|------|----|-------------|-----|-----|--------|------|----------|-----|------|------|----|----|
| | | no. | yds | avg | long | blkd | tb | fc | 50+ | i20 | md-att | long | blkd | no. | yds | avg | tb | ob |
| Aug 31 | IDAHO | 12 | 421 | 35.1 | 48 | 2 | 0 | 0 | 0 | 1 | 0-0 | 0 | 0 | 2 | 80 | 40.0 | 0 | 0 |
| Sep 07 | BUFFALO | 6 | 188 | 31.3 | 39 | 1 | 0 | 4 | 0 | 3 | 2-3 | 32 | 0 | 4 | 161 | 40.2 | 0 | 0 |
| Sep 14 | PITTSBURGH | 6 | 271 | 45.2 | 62 | 0 | 0 | 3 | 2 | 4 | 1-2 | 25 | 0 | 3 | 194 | 64.7 | 0 | 0 |
| Sep 27 | at Maryland | 9 | 385 | 42.8 | 49 | 0 | 0 | 5 | 0 | 1 | 0-0 | 0 | 0 | 1 | 65 | 65.0 | 1 | 0 |
| Opponents | | 33 | 1265 | 38.3 | 62 | 3 | 0 | 12 | 2 | 9 | 3-5 | 32 | 0 | 10 | 500 | 50.0 | 1 | 0 |
| | | 17 | 671 | 39.5 | 53 | 1 | 1 | 6 | 3 | 9 | 6-7 | 57 | 0 | 34 | 2144 | 63.1 | 30 | 0 |

INDIVIDUAL GAME-BY-GAME

RUSHING

| (ATT-YDS-TD) | ID | UB | PITT | at MD | PUR | at IOWA | MICH | at MSU | at MINN | IND | at OSU | RU |
|------------------|----------|-----------|----------|----------|-----|---------|------|--------|---------|-----|--------|----|
| Brown, Journey | 5-38-2 | 6-28-0 | 10-109-0 | 5-21-1 | | | | | | | | |
| Cain, Noah | 9-44-2 | 1-2-1 | 6-40-1 | 7-17-0 | | | | | | | | |
| Clifford, Sean | 7-57-0 | 11-51-0 | 7-5-0 | 7-54-1 | | | | | | | | |
| Eury, Nick | 6-44-1 | DNP | DNP | DNP | | | | | | | | |
| Ford, Devyn | 6-107-1 | 1-1-0 | 5-9-1 | 7-43-0 | | | | | | | | |
| Hamler, KJ | 1-16-0 | - | - | - | | | | | | | | |
| Levis, Will | 5-21-0 | - | DNP | 6-38-2 | | | | | | | | |
| Shuster, Michael | 1-(-5)-0 | DNP | DNP | DNP | | | | | | | | |
| Slade, Ricky | 5-9-1 | 3-8-0 | 4-4-0 | 8-28-1 | | | | | | | | |
| TEAM | - | 2-(-12)-0 | - | 1-(-3)-0 | | | | | | | | |

RECEIVING

| (REC-YDS-TD) | ID | UB | PITT | at MD | PUR | at IOWA | MICH | at MSU | at MINN | IND | at OSU | RU |
|---------------------|---------|---------|--------|---------|-----|---------|------|--------|---------|-----|--------|----|
| Bowers, Nick | - | - | - | 2-70-1 | | | | | | | | |
| Brown, Journey | 2-31-0 | - | 1-16-0 | 2-41-1 | | | | | | | | |
| Cain, Noah | - | - | 1-13-0 | 1-9-0 | | | | | | | | |
| Carr, Weston | 3-27-0 | DNP | DNP | - | | | | | | | | |
| Chisena, Dan | - | DNP | - | 1-40-0 | | | | | | | | |
| Dotson, Jahan | 1-13-0 | 4-109-2 | 2-21-0 | 3-20-0 | | | | | | | | |
| Ford, Devyn | 3-6-0 | - | 1-9-0 | 1-15-0 | | | | | | | | |
| Freiermuth, Pat | 1-25-0 | 8-99-2 | 1-16-0 | 2-22-0 | | | | | | | | |
| George, Daniel | 2-28-0 | - | DNP | - | | | | | | | | |
| Hamler, KJ | 4-115-2 | 3-62-0 | 3-68-0 | 6-108-1 | | | | | | | | |
| Kuntz, Zack | 1-8-0 | - | - | 1-10-0 | | | | | | | | |
| Lutz, Isaac | - | - | - | 1-15-0 | | | | | | | | |
| Shorter, Justin | 3-36-0 | 1-9-0 | 2-29-0 | 1-14-0 | | | | | | | | |
| Slade, Ricky | 1-26-0 | - | 2-42-0 | 3-22-0 | | | | | | | | |
| Strange, Brenton | 1-4-1 | DNP | DNP | DNP | | | | | | | | |
| Sullivan-Brown, Cam | 2-13-0 | - | 1-8-0 | 5-35-0 | | | | | | | | |
| Weller, Justin | 1-10-0 | DNP | DNP | DNP | | | | | | | | |

PASSING

Sean Clifford

| | C-A-I | Pct. | Yards | TD | Long | Sack-Yards | Efficiency |
|-------------------|---------|------|-------|----|------|------------|------------|
| IDAHO | 14-23-0 | 60.9 | 280 | 2 | 36 | 0-0 | 191.83 |
| BUFFALO | 16-22-0 | 72.7 | 269 | 4 | 56 | 3-11 | 239.25 |
| PITT | 14-30-0 | 46.7 | 222 | 0 | 53 | 3-22 | 108.83 |
| at Maryland | 26-31-1 | 83.9 | 398 | 3 | 58 | 0-0 | 217.20 |
| PURDUE | | | | | | | |
| at Iowa | | | | | | | |
| MICHIGAN | | | | | | | |
| at Michigan State | | | | | | | |
| at Minnesota | | | | | | | |
| INDIANA | | | | | | | |
| at Ohio State | | | | | | | |
| RUTGERS | | | | | | | |

Will Levis

| | C-A-I | Pct. | Yards | TD | Long | Sack-Yards | Efficiency |
|-------------------|---------|------|-------|-----|------|------------|------------|
| IDAHO | 11-14-0 | 78.6 | 62 | 1 | 11 | 0-0 | 139.34 |
| BUFFALO | - | - | - | - | - | - | - |
| PITT | | | | DNP | | | |
| at Maryland | 3-8-0 | 37.5 | 23 | 0 | 15 | 0-0 | 61.65 |
| PURDUE | | | | | | | |
| at Iowa | | | | | | | |
| MICHIGAN | | | | | | | |
| at Michigan State | | | | | | | |
| at Minnesota | | | | | | | |
| INDIANA | | | | | | | |
| at Ohio State | | | | | | | |
| RUTGERS | | | | | | | |

KICKING & PUNTING

KICKOFFS

| Season | KO | Total Yds. | TB | OB | Kick Avg. | Returns | Rtn. Yds. | Yds./Rtn. |
|-------------------|----|------------|----|----|-----------|---------|-----------|-----------|
| Stout, Jordan | 34 | 2,144 | 30 | 0 | 63.1 | 3 | 54 | 18.0 |
| IDAHO | 13 | 820 | 12 | 0 | 63.1 | 0 | 0 | 0.0 |
| BUFFALO | 8 | 510 | 8 | 0 | 63.8 | 0 | 0 | 0.0 |
| PITT | 4 | 260 | 4 | 0 | 65.0 | 0 | 0 | 0.0 |
| at Maryland | 9 | 554 | 6 | 0 | 61.6 | 3 | 54 | 18.0 |
| PURDUE | | | | | | | | |
| at Iowa | | | | | | | | |
| MICHIGAN | | | | | | | | |
| at Michigan State | | | | | | | | |
| at Minnesota | | | | | | | | |
| INDIANA | | | | | | | | |
| at Ohio State | | | | | | | | |
| RUTGERS | | | | | | | | |

PUNTING

| Season | No. | Total Yds. | Avg. | Long | FC | I20 | 50+ | Blk |
|-------------------|-----|------------|------|------|----|-----|-----|-----|
| Gillikin, Blake | 16 | 658 | 41.1 | 53 | 6 | 9 | 3 | 0 |
| Team | 1 | 13 | 13.0 | 13 | 0 | 0 | 0 | 1 |
| IDAHO | 1 | 32 | 32.0 | 32 | 0 | 1 | 0 | 0 |
| BUFFALO | 5 | 206 | 41.2 | 51 | 2 | 2 | 1 | 0 |
| PITTSBURGH | 7 | 297 | 42.4 | 53 | 4 | 6 | 1 | 0 |
| at Maryland | 3 | 123 | 41.0 | 52 | 0 | 0 | 1 | 0 |
| PURDUE | | | | | | | | |
| at Iowa | | | | | | | | |
| MICHIGAN | | | | | | | | |
| at Michigan State | | | | | | | | |
| at Minnesota | | | | | | | | |
| INDIANA | | | | | | | | |
| at Ohio State | | | | | | | | |
| RUTGERS | | | | | | | | |

INDIVIDUAL GAME-BY-GAME

TACKLES

| Total Tackles | UA-A | Total | IDAHO | UB | UP | UMD |
|--------------------|-------|-------|-------|------|-----|-----|
| Johnson, Jan LB | 6-16 | 22 | 1-1 | 1-13 | 4-1 | 0-1 |
| Parsons, Micah LB | 11-11 | 22 | 1-0 | 2-8 | 7-2 | 1-1 |
| Brown, Cam LB | 10-11 | 21 | 1-0 | 5-5 | 3-4 | 1-2 |
| Taylor, Garrett S | 12-8 | 20 | 0-1 | 2-6 | 6-1 | 4-0 |
| Castro-Fields CB | 12-4 | 16 | 3-0 | 6-2 | 3-2 | - |
| Sutherland, J. S | 7-7 | 14 | 2-1 | 0-3 | 4-1 | 1-2 |
| Brooks, Ellis LB | 7-5 | 12 | 1-2 | 1-1 | 1-0 | 4-2 |
| Luketa, Jesse LB | 7-5 | 12 | 1-2 | 0-2 | 1-1 | 5-0 |
| Wade, Lamont S | 7-4 | 11 | 3-1 | 1-1 | 2-1 | 1-1 |
| Gross-Matos, Y. DE | 9-2 | 11 | 2-1 | 2-1 | - | 5-0 |
| Brisker, Jaquan S | 6-5 | 11 | 0-1 | 3-4 | - | 3-0 |
| Simmons, Shane DE | 5-5 | 10 | 0-2 | 1-0 | 3-1 | 1-2 |
| Reid, John CB | 6-4 | 10 | 2-0 | 2-2 | 2-1 | 0-1 |
| Mustipher, PJ DT | 5-5 | 10 | 2-2 | 2-2 | 0-1 | 1-0 |
| Windsor, Robert DT | 3-6 | 9 | 0-1 | 1-4 | 1-1 | 1-0 |
| Isaac, Adisa DE | 4-5 | 9 | 1-2 | 0-2 | DNP | 3-1 |
| Toney, Shaka DE | 3-5 | 8 | 1-0 | 0-2 | 2-3 | - |
| Gordon, Trent CB | 5-3 | 8 | 2-0 | 2-1 | 1-2 | - |
| Smith, Brandon LB | 5-3 | 8 | 3-0 | 0-3 | - | 2-0 |
| Joseph, Daniel DE | 3-3 | 6 | 1-1 | 0-2 | - | 2-0 |
| Johnson, D. CB | 4-2 | 6 | DNP | 1-1 | 3-1 | DNP |
| Oweh, Jayson DE | 4-1 | 5 | 2-0 | 2-1 | - | - |
| Hansard, Fred DT | 2-3 | 5 | - | 2-1 | 0-1 | 0-1 |
| Ellis, Keaton CB | 3-1 | 4 | - | 0-1 | 1-0 | 2-0 |
| Shelton, A. DT | 3-0 | 3 | 1-0 | - | 2-0 | - |
| Chizmar, Max LB | 0-3 | 3 | 0-1 | 0-2 | DNP | DNP |
| Holmes, C.J. S | 2-0 | 2 | DNP | - | - | 2-0 |
| Barber, Damion DT | 0-2 | 2 | DNP | 0-2 | - | - |
| Neff, Justin S | 1-1 | 2 | 1-1 | - | DNP | - |
| Dixon, Lance LB | 0-2 | 2 | 0-2 | - | - | DNP |
| Brown, DJ CB | 1-0 | 1 | 1-0 | - | - | - |
| Hartlaub, Drew S | 0-1 | 1 | - | 0-1 | - | - |
| Culpepper, J. DT | 0-1 | 1 | - | 0-1 | - | - |

TFL & SACKS

| TFL (Sacks) | ID | UB | PITT | at MD | PUR | at IOWA | MICH | MSU | at MINN | IND | at OSU | RU |
|----------------------|-------------------|-------------------|-------------------|------------------|-----|---------|------|-----|---------|-----|--------|----|
| Brisker, Jaquan | - | 1.0 (-) | - | - | - | - | - | - | - | - | - | - |
| Brooks, Ellis | - | - | 1.0 (-) | 2.5 (2.5) | - | - | - | - | - | - | - | - |
| Brown, Cam | - | - | 1.5 (1.0) | - | - | - | - | - | - | - | - | - |
| Castro-Fields, Tariq | 1.0 (-) | 1.0 (-) | 1.0 (-) | - | - | - | - | - | - | - | - | - |
| Gross-Matos, Yetur | 2.5 (2.5) | 1.0 (1.0) | - | 2.0 (-) | - | - | - | - | - | - | - | - |
| Hansard, Fred | - | 1.5 (-) | - | 0.5 (-) | - | - | - | - | - | - | - | - |
| Isaac, Adisa | 0.5 (-) | - | DNP | 2.5 (1.5) | - | - | - | - | - | - | - | - |
| Johnson, Jan | - | - | 1.0 (1.0) | - | - | - | - | - | - | - | - | - |
| Joseph, Daniel | 1.0 (1.0) | 0.5 (-) | - | - | - | - | - | - | - | - | - | - |
| Luketa, Jesse | 0.5 (-) | - | - | - | - | - | - | - | - | - | - | - |
| Mustipher, PJ | - | 1.0 (-) | - | - | - | - | - | - | - | - | - | - |
| Oweh, Jayson | 1.0 (1.0) | - | - | - | - | - | - | - | - | - | - | - |
| Parsons, Micah | - | 2.0 (-) | 2.0 (-) | - | - | - | - | - | - | - | - | - |
| Reid, John | 1.0 (1.0) | - | 0.5 (-) | - | - | - | - | - | - | - | - | - |
| Shelton, Antonio | 1.0 (-) | - | 1.0 (-) | - | - | - | - | - | - | - | - | - |
| Simmons, Shane | - | 1.0 (-) | - | 0.5 (-) | - | - | - | - | - | - | - | - |
| Smith, Brandon | 1.0 (-) | - | - | - | - | - | - | - | - | - | - | - |
| Sutherland, Jonathan | - | 0.5 (-) | - | - | - | - | - | - | - | - | - | - |
| Taylor, Garrett | - | - | 1.0 (-) | - | - | - | - | - | - | - | - | - |
| Toney, Shaka | 1.0 (1.0) | 0.5 (-) | 1.0 (1.0) | - | - | - | - | - | - | - | - | - |
| Windsor, Robert | 0.5 (0.5) | - | - | - | - | - | - | - | - | - | - | - |
| Team Total | 11.0 (7.0) | 10.0 (1.0) | 10.0 (3.0) | 8.0 (4.0) | - | - | - | - | - | - | - | - |

INDIVIDUAL GAME-BY-GAME

ALL-PURPOSE YARDS

| | TOTAL | ID | UB | PITT | at MD | PUR | at IOWA | MICH | MSU | at MINN | IND | at OSU | RU |
|----------------------|-------|-----|-----|------|-------|-----|---------|------|-----|---------|-----|--------|----|
| Bowers, Nick | 70 | - | - | - | 70 | | | | | | | | |
| Brown, Journey | 303 | 69 | 47 | 125 | 62 | | | | | | | | |
| Cain, Noah | 125 | 44 | 2 | 53 | 26 | | | | | | | | |
| Castro-Fields, Tariq | 5 | - | - | - | 5 | | | | | | | | |
| Chisena, Dan | 40 | - | DNP | - | 40 | | | | | | | | |
| Clifford, Sean | 167 | 57 | 51 | 5 | 54 | | | | | | | | |
| Dotson, Jahan | 193 | 13 | 109 | 21 | 50 | | | | | | | | |
| Eury, Nick | 44 | 44 | DNP | DNP | DNP | | | | | | | | |
| Ford, Devyn | 190 | 113 | 1 | 18 | 58 | | | | | | | | |
| Freiermuth, Pat | 162 | 25 | 99 | 16 | 22 | | | | | | | | |
| George, Daniel | 28 | 28 | - | DNP | - | | | | | | | | |
| Hamler, KJ | 481 | 159 | 84 | 130 | 108 | | | | | | | | |
| Hippenhammer, Mac | 13 | 13 | DNP | - | - | | | | | | | | |
| Johnson, Jan | 17 | - | - | - | 17 | | | | | | | | |
| Kuntz, Zack | 18 | 8 | - | - | 10 | | | | | | | | |
| Levis, Will | 59 | 21 | - | DNP | 38 | | | | | | | | |
| Luketa, Jesse | 10 | - | 10 | - | - | | | | | | | | |
| Lutz, Isaac | 15 | - | - | - | 15 | | | | | | | | |
| Reid, John | 61 | 25 | 36 | - | - | | | | | | | | |
| Shorter, Justin | 88 | 36 | 9 | 29 | 14 | | | | | | | | |
| Shuster, Michael | -5 | -5 | DNP | DNP | DNP | | | | | | | | |
| Slade, Ricky | 139 | 35 | 8 | 46 | 50 | | | | | | | | |
| Strange, Brenton | 4 | 4 | DNP | DNP | DNP | | | | | | | | |
| Sullivan-Brown, Cam | 56 | 13 | - | 8 | 35 | | | | | | | | |
| Weller, Justin | 10 | 10 | DNP | DNP | DNP | | | | | | | | |

RED ZONE RECAP

| PENN STATE | | | | OPPONENT | | | |
|-------------------|----------------|--------------------|-------------|-------------------|------------|--------------------------------------|------------|
| Opponent | Scores/Chances | Result | Pct. | Opponent | Series | Result | Pct. |
| IDAHO | 8/8 | 6 TD, 2 FG | 100% | IDAHO | 1/1 | 1 TD | 100% |
| BUFFALO | 2/2 | 1 TD, 1 FG | 100% | BUFFALO | 3/3 | 1 TD, 2 FG | 100% |
| PITT | 2/2 | 2 TD | 100% | PITT | 2/3 | 1 TD, 1 FG, 1 Missed FG | 66% |
| at Maryland | 7/7 | 6 TD, 1 FG | 100% | at Maryland | 0/1 | 1 TO | 0% |
| PURDUE | | | | PURDUE | | | |
| at Iowa | | | | at Iowa | | | |
| MICHIGAN | | | | MICHIGAN | | | |
| at Michigan State | | | | at Michigan State | | | |
| at Minnesota | | | | at Minnesota | | | |
| INDIANA | | | | INDIANA | | | |
| at Ohio State | | | | at Ohio State | | | |
| RUTGERS | | | | RUTGERS | | | |
| TOTAL | 19/19 | 15 TD, 4 FG | 100% | TOTAL | 6/8 | 3 TD, 3 FG, 1 Missed FG, 1 TO | 75% |

GAME LEADERS

| Opponent | Rushing Attempts | Rushing Yards | Receptions | Receiving Yards | All-Purpose Yards | Tackles |
|-------------------|------------------|----------------|----------------|-----------------|-------------------|--------------------|
| IDAHO | Cain - 9 | Ford - 107 | Hamler - 4 | Hamler - 115 | Hamler - 159 | Mustipher/Wade - 4 |
| BUFFALO | Clifford - 11 | Clifford - 51 | Freiermuth - 8 | Dotson - 109 | Dotson - 109 | J. Johnson - 14 |
| PITT | J. Brown - 10 | J. Brown - 109 | Hamler - 3 | Hamler - 68 | Hamler - 130 | Parsons - 9 |
| at Maryland | Slade - 8 | Clifford - 54 | Hamler - 6 | Hamler - 108 | Hamler - 108 | Brooks - 6 |
| PURDUE | | | | | | |
| at Iowa | | | | | | |
| MICHIGAN | | | | | | |
| at Michigan State | | | | | | |
| at Minnesota | | | | | | |
| INDIANA | | | | | | |
| at Ohio State | | | | | | |
| RUTGERS | | | | | | |

TURNOVERS BY GAME

PENN STATE: 6 GAINED

| TYPE | QTR | PLAYER | PLAYS/ YDS | 1st DOWNS | RESULT |
|-----------------------|-----|--------------------------|---------------|--------------|-----------|
| IDAHO (1) | | | | | |
| Interception | 3 | Reid of Petrino | 4/6 | - | TD |
| BUFFALO (2) | | | | | |
| Fumble | 1 | Brown by Marks | 2/37 | - | TD |
| Interception | 3 | Reid of Myers | 36 | - | Return TD |
| PITTSBURGH (0) | | | | | |
| - | - | - | - | - | - |
| MARYLAND (3) | | | | | |
| Interception | 1 | J. Johnson of Jackson | 1/8 | - | TD |
| Interception | 1 | Castro-Fields of Jackson | 11/95 | 5 | TD |
| Fumble | 4 | Ellis by Fleet-Davis | 7/44 | 2 | TD |

OPPONENT: 3 GAINED

| TYPE | QTR | PLAYER | PLAYS/ YDS | 1st DOWNS | RESULT |
|-----------------------|-----|--------------------------|---------------|--------------|--------|
| IDAHO (1) | | | | | |
| Fumble | 4 | Crawford by Hippenhammer | 2/25 | 1 | TD |
| BUFFALO (1) | | | | | |
| Fumble | 4 | Washington by Slade | 3/4 | - | INT |
| PITTSBURGH (0) | | | | | |
| - | - | - | - | - | - |
| MARYLAND (1) | | | | | |
| Interception | 2 | Cross of Clifford | 3/10 | 1 | Punt |

TURNOVERS BY PLAYER

FUMBLES/INTERCEPTIONS

| FUMBLES | No-Lost | IDAHO | UB | UP | UMD |
|--------------------|---------|-------|-----|-----|-----|
| Hippenhammer, M WR | 2-1 | 2-1 | DNP | - | - |
| Clifford, Sean QB | 2-0 | 1-0 | - | 1-0 | - |
| Slade, Ricky RB | 2-1 | - | 2-1 | - | - |
| TEAM | 1-0 | - | - | DNP | 1-0 |

| FUMBLES FORCED | Number | IDAHO | UB | UP | UMD |
|----------------|--------|-------|----|-----|-----|
| Ellis, Keaton | 1 | - | - | - | 1 |
| Johnson, Jan | 1 | - | - | 1 | - |
| Isaac, Adisa | 1 | - | - | DNP | 1 |
| Brown, Cam | 1 | - | 1 | - | - |

| FUMBLES RECOVERED | Number | IDAHO | UB | UP | UMD |
|-------------------|--------|-------|----|----|-----|
| Ellis, Keaton | 1 | - | - | - | 1 |
| Brown, Cam | 1 | - | 1 | - | - |

| INT. RETURNS | No-Yds | IDAHO | UB | UP | UMD |
|---------------|--------|-------|------|----|------|
| Reid, John | 2-61 | 1-25 | 1-36 | - | - |
| Castro-Fields | 1-5 | - | - | - | 1-5 |
| Johnson, Jan | 1-17 | - | - | - | 1-17 |

SCORING BREAKDOWN

PENN STATE DRIVES

Totals: 29 scoring drives (24 TD, 5 FG)

Special Teams/Defensive Touchdown:

Reid 36-yard interception return vs. Buffalo (9/7)

LONGEST DRIVES BY:

Plays: 14 IDAHO (8/31)
11 2x, last: at Maryland (9/27)

Yards: 95 2x, last: at Maryland (9/27)
94 at Maryland (9/27)

Time: 5:51 IDAHO (8/31)
4:56 at Maryland (9/27)

OPPONENT DRIVES

Totals: 4 scoring drive (2 TD, 2 FG)

Special Teams/Defensive Touchdown: None

LONGEST DRIVES BY:

Plays: 19 BUFFALO (9/7)
10 2x, last: BUFFALO (9/7)

Yards: 96 BUFFALO (9/7)
69 BUFFALO (9/7)

Time: 8:34 BUFFALO (9/7)
4:55 BUFFALO (9/7)

LONG PLAY BREAKDOWN

BY YARDAGE

OFFENSE (25)

| Yds | Type | Player(s) | Opponent |
|-----|------|-------------------------------------|------------|
| 85 | Run | Brown, Journey | Pittsburgh |
| 81* | Run | Ford, Devyn | Idaho |
| 58* | Pass | Hamler, KJ from Clifford, Sean | Maryland |
| 58 | Run | Clifford, Sean | Buffalo |
| 56* | Pass | Dotson, Jahan from Clifford, Sean | Buffalo |
| 55 | Pass | Bowers, Nick from Clifford, Sean | Maryland |
| 53 | Pass | Hamler, KJ from Clifford, Sean | Pittsburgh |
| 45 | Pass | Hamler, KJ from Clifford, Sean | Buffalo |
| 40 | Pass | Chisena, Dan from Clifford, Sean | Maryland |
| 40 | Pass | Slade, Ricky from Clifford, Sean | Pittsburgh |
| 37* | Pass | Brown, Journey from Clifford, Sean | Maryland |
| 36* | Pass | Hamler, KJ from Clifford, Sean | Idaho |
| 36 | Pass | Hamler, KJ from Clifford, Sean | Idaho |
| 28* | Pass | Dotson, Jahan from Clifford, Sean | Buffalo |
| 28* | Pass | Freiermuth, Pat from Clifford, Sean | Buffalo |
| 26 | Pass | Slade, Ricky from Clifford, Sean | Idaho |
| 25 | Run | Clifford, Sean | Maryland |
| 25 | Pass | Freiermuth, Pat from Clifford, Sean | Idaho |
| 25 | Run | Clifford, Sean | Idaho |
| 23* | Pass | Freiermuth, Pat from Clifford, Sean | Buffalo |
| 23* | Run | Brown, Journey | Idaho |
| 22 | Pass | Hamler, KJ from Clifford, Sean | Idaho |
| 21* | Pass | Hamler, KJ from Clifford, Sean | Idaho |
| 20 | Run | Ford, Devyn | Maryland |
| 20 | Pass | George, Daniel from Clifford, Sean | Idaho |

DEFENSE (2)

| Yds | Type | Player(s) | Opponent |
|-----|------|------------|----------|
| 36* | INT | Reid, John | Buffalo |
| 25 | INT | Reid, John | Idaho |

SPECIAL TEAMS (5)

| Yds | Type | Player(s) | Opponent |
|-----|------|---------------|------------|
| 30 | PR | Dotson, Jahan | Maryland |
| 25 | PR | Hamler, KJ | Idaho |
| 24 | KR | Hamler, KJ | Pittsburgh |
| 22 | PR | Hamler, KJ | Buffalo |
| 20 | KR | Hamler, KJ | Pittsburgh |

* Touchdown scored on play

LONG PLAY BREAKDOWN

LONG PLAYS BY THE NUMBERS

BY YARDAGE

| Yards | No. | TD |
|-------|-----|----|
| 100+ | 0 | 0 |
| 90-99 | 0 | 0 |
| 80-89 | 2 | 1 |
| 70-79 | 0 | 0 |
| 60-69 | 0 | 0 |
| 50-59 | 5 | 2 |
| 40-49 | 3 | 0 |
| 30-39 | 4 | 3 |
| 20-29 | 17 | 5 |

BY TYPE

| Type | No. | TD |
|----------------|-----------|-----------|
| Rushing | 7 | 2 |
| Passing | 18 | 8 |
| Punt returns | 3 | 0 |
| Kick returns | 2 | 0 |
| Interceptions | 2 | 1 |
| Fumble returns | 0 | 0 |
| Other | 0 | 0 |
| TOTAL | 32 | 11 |

20+ YARD PLAYS BY PLAYER

| Player | No. | TD | R | P | KR | PR | IR | FR |
|-----------------|-----------|-----------|----------|-----------|----------|----------|----------|----------|
| Bowers, Nick | 1 | 0 | 0 | 1 | 0 | 0 | 0 | 0 |
| Brown, Journey | 3 | 2 | 2 | 1 | 0 | 0 | 0 | 0 |
| Chisena, Dan | 1 | 0 | 0 | 1 | 0 | 0 | 0 | 0 |
| Clifford, Sean | 3 | 0 | 3 | 0 | 0 | 0 | 0 | 0 |
| Dotson, Jahan | 3 | 2 | 0 | 2 | 0 | 1 | 0 | 0 |
| Ford, Devyn | 2 | 1 | 2 | 0 | 0 | 0 | 0 | 0 |
| Freiermuth, Pat | 3 | 2 | 0 | 3 | 0 | 0 | 0 | 0 |
| George, Daniel | 1 | 0 | 0 | 1 | 0 | 0 | 0 | 0 |
| Hamler, KJ | 11 | 3 | 0 | 7 | 2 | 2 | 0 | 0 |
| Reid, John | 2 | 1 | 0 | 0 | 0 | 0 | 2 | 0 |
| Slade, Ricky | 2 | 0 | 0 | 2 | 0 | 0 | 0 | 0 |
| TOTAL | 32 | 11 | 7 | 18 | 2 | 3 | 2 | 0 |

LONGEST PLAYS OF THE YEAR

| | | | |
|----------------------------|-----|--------------------------------|----------------------|
| Rushing | 85 | Brown, Journey | Pittsburgh (9/14/19) |
| Rushing Touchdown | 81* | Ford, Devyn | Idaho (8/31/19) |
| Passing | 58* | Hamler, KJ from Clifford, Sean | Maryland (9/27/19) |
| Passing Touchdown | 58* | Hamler, KJ from Clifford, Sean | Maryland (9/27/19) |
| Kick Return | 24 | Hamler, KJ | Pittsburgh (9/14/19) |
| Punt Return | 30 | Dotson, Jahan | Maryland (9/27/19) |
| Interception Return | 36* | Reid, John | Buffalo (9/7/19) |
| Punt | 53 | Gillikin, Blake | Pittsburgh (9/14/19) |
| Field Goal | 57 | Stout, Jordan | Pittsburgh (9/14/19) |

* - touchdown scored on play

PENN STATE (25 PLAYS)

| Play | # | Long | Play | Opponent |
|---------------|----|------|--------------------------------|------------|
| Passing: | 18 | 58* | Hamler, KJ from Clifford, Sean | Maryland |
| Rushing: | 7 | 85 | Brown, Journey | Pittsburgh |
| KR: | 2 | 24 | Hamler, KJ | Pittsburgh |
| PR: | 3 | 30 | Dotson, Jahan | Maryland |
| Interception: | 2 | 36* | Reid, John | Buffalo |

| Opp. | # | Long | Play | Type |
|-------------|----|------|--------------------------------|------|
| IDAHO | 12 | 81* | Ford, Devyn | Run |
| BUFFALO | 8 | 58 | Clifford, Sean | Run |
| PITTSBURGH | 5 | 85 | Brown, Journey | Run |
| at Maryland | 7 | 58* | Hamler, KJ from Clifford, Sean | Pass |

PURDUE
at Iowa
MICHIGAN
at Michigan State
at Minnesota
INDIANA
at Ohio State
RUTGERS

OPPONENTS (17 PLAYS)

| Play | # | Long | Play | Opponent |
|----------|----|------|---------------------------------|------------|
| Passing: | 13 | 48 | Davis, A.J. from Pickett, Kenny | Pittsburgh |
| Run: | 2 | 29 | Marks, Kevin | Buffalo |
| KR: | 2 | 28 | Leake, Javon | Maryland |

| Opp. | # | Long | Play | Type |
|-------------|---|------|--------------------------------------|-------------|
| IDAHO | 2 | 38 | Cotton, Jeff from Richardson, Colton | Pass |
| BUFFALO | 6 | 42 | Nunn, Antonio from Myers, Matt | Pass |
| PITTSBURGH | 7 | 48 | Davis, A.J. from Pickett, Kenny | Pass |
| at Maryland | 2 | 28 | Leake, Javon | Kick Return |

PURDUE
at Iowa
MICHIGAN
at Michigan State
at Minnesota
INDIANA
at Ohio State
RUTGERS
* - touchdown scored on play

TACKLE BREAKDOWN

RUSHING TACKLES

| | |
|----------------------|------------|
| Brown, Cam | 16 |
| Parsons, Micah | 16 |
| Johnson, Jan | 15 |
| Gross-Matos, Yetur | 11 |
| Mustipher, PJ | 10 |
| Taylor, Garrett | 10 |
| Simmons, Shane | 9 |
| Brooks, Ellis | 8 |
| Castro-Fields, Tariq | 8 |
| Luketa, Jesse | 8 |
| Windsor, Robert | 8 |
| Isaac, Adisa | 7 |
| Smith, Brandon | 6 |
| Sutherland, Jonathan | 6 |
| Toney, Shaka | 6 |
| Hansard, Fred | 5 |
| Joseph, Daniel | 5 |
| Oweh, Jayson | 5 |
| Brisker, Jaquan | 4 |
| Wade, Lamont | 4 |
| Chizmar, Max | 3 |
| Ellis, Keaton | 3 |
| Reid, John | 3 |
| Shelton, Antonio | 3 |
| Barber, Damion | 2 |
| Dixon, Lance | 2 |
| Gordon, Trent | 2 |
| Neff, Justin | 2 |
| Culpepper, Judge | 1 |
| Johnson, Donovan | 1 |
| Holmes, C.J. | 1 |
| TOTAL | 190 |

PASSING TACKLES

| | |
|----------------------|-----------|
| Taylor, Garrett | 10 |
| Castro-Fields, Tariq | 8 |
| Johnson, Jan | 7 |
| Reid, John | 7 |
| Wade, Lamont | 7 |
| Gordon, Trent | 6 |
| Parsons, Micah | 6 |
| Brisker, Jaquan | 5 |
| Brown, Cam | 5 |
| Johnson, Donovan | 5 |
| Sutherland, Jonathan | 5 |
| Brooks, Ellis | 5 |
| Luketa, Jesse | 3 |
| Smith, Brandon | 2 |
| Toney, Shaka | 2 |
| Brown, D.J. | 1 |
| Isaac, Adisa | 1 |
| Simmons, Shane | 1 |
| Windsor, Robert | 1 |
| TOTAL | 81 |

SPECIAL TEAMS TACKLES

| | Total | KO | Punt |
|----------------------|----------|----------|----------|
| Sutherland, Jonathan | 3 | - | 3 |
| Brisker, Jaquan | 2 | 2 | - |
| Hartlaub, Drew | 1 | - | 1 |
| Holmes, C.J. | 1 | 1 | - |
| TOTALS | 6 | 3 | 4 |

SEASON SUPERLATIVES

PENN STATE INDIVIDUAL

| | | |
|----------------------------|------|--|
| Rushes | 11 | Sean Clifford, Buffalo (9/7) |
| Yards Rushing | 109 | Journey Brown, Pittsburgh (9/14) |
| TD Rushes | 2 | 3x, Last: Will Levis, Maryland (9/27) |
| Long Rush | 85 | Journey Brown, Pittsburgh (9/14) |
| Pass Attempts | 31 | Sean Clifford, Maryland (9/27) |
| Pass Completions | 26 | Sean Clifford, Maryland (9/27) |
| Yards Passing | 398 | Sean Clifford, Maryland (9/27) |
| TD Passes | 4 | Sean Clifford, Buffalo (9/7) |
| Long Pass | 58 | Sean Clifford, Maryland (9/27) |
| Receptions | 8 | Pat Freiermuth, Buffalo (9/7) |
| Yards Receiving | 115 | KJ Hamler, Idaho (8/31) |
| TD Receptions | 2 | Twice, Last: Pat Freiermuth, Buffalo (9/7) |
| Long Reception | 58 | KJ Hamler, Maryland (9/27) |
| Field Goals | 2 | Jake Pinegar, Idaho (8/31) |
| Long Field Goal | 57 | Jordan Stout, Pittsburgh (9/14) |
| Punts | 7 | Blake Gillikin, Pittsburgh (9/14) |
| Punting Avg. | 42.4 | Blake Gillikin, Pittsburgh (9/14) |
| Long Punt | 53 | Blake Gillikin, Pittsburgh (9/14) |
| Punts Inside 20 | 6 | Blake Gillikin, Pittsburgh (9/14) |
| Long Punt Return | 30 | Jahan Dotson, Maryland (9/27) |
| Long Kickoff Return | 24 | KJ Hamler, Pittsburgh (9/14) |
| Tackles | 14 | Jan Johnson, Buffalo (9/7) |
| Sacks | 2.5 | Yetur Gross-Matos, Idaho (8/31) |
| Tackles For Loss | 2.5 | 3x, Last: Ellis Brooks/Adisa Isaac, Maryland (9/27) |
| Interceptions | 1 | 4x, Last: Tariq Castro-Fields/Jan Johnson, Maryland (9/27) |

OPPONENT INDIVIDUAL

| | | |
|----------------------------|------|---|
| Rushes | 23 | Jaret Patterson, Buffalo (9/7) |
| Yards Rushing | 71 | Jaret Patterson, Buffalo (9/7) |
| TD Rushes | 1 | Vincent Davis, Pittsburgh (9/14) |
| Long Rush | 29 | Kevin Marks, Buffalo (9/7) |
| Pass Attempts | 51 | Kenny Pickett, Pittsburgh (9/14) |
| Pass Completions | 35 | Kenny Pickett, Pittsburgh (9/14) |
| Yards Passing | 372 | Kenny Pickett, Pittsburgh (9/14) |
| TD Passes | 1 | Twice, Last: Matt Myers, Buffalo (9/7) |
| Long Pass | 48 | Kenny Pickett, Pittsburgh (9/14) |
| Receptions | 12 | Taysir Mack, Pittsburgh (9/14) |
| Yards Receiving | 125 | Taysir Mack, Pittsburgh (9/14) |
| TD Receptions | 1 | Twice, Last: Julien Bourassa, Buffalo (9/7) |
| Long Reception | 48 | A.J. Davis, Pittsburgh (9/14) |
| Field Goals | 2 | Alex McNulty, Buffalo (9/7) |
| Long Field Goal | 32 | Alex McNulty, Buffalo (9/7) |
| Punts | 11 | Cade Coffey, Idaho (8/31) |
| Punting Avg. | 45.2 | Kirk Christodoulou, Pittsburgh (9/14) |
| Long Punt | 62 | Kirk Christodoulou, Pittsburgh (9/14) |
| Punts Inside 20 | 4 | Kirk Christodoulou, Pittsburgh (9/14) |
| Long Punt Return | 11 | Ron Cook, Buffalo (9/7) |
| Long Kickoff Return | 28 | Javon Leake, Maryland (9/27) |
| Tackles | 11 | Paris Ford, Pittsburgh (9/14) |
| Sacks | 1.5 | Jaylen Twyman, Pittsburgh (9/14) |
| Tackles For Loss | 2.0 | 3x, Last: Antoine Brooks, Maryland (9/27) |
| Interceptions | 1 | Nick Cross, Maryland (9/27) |

PENN STATE TEAM

| | Highs | Lows |
|-------------------------|------------------------------|--------------------------------|
| Rushes | 45, Idaho (8/31) | 24, Buffalo (9/7) |
| Yards Rushing | 331, Idaho (8/31) | 78, Buffalo (9/7) |
| Yards Per Rush | 7.4, Idaho (8/31) | 3.2, Buffalo (9/7) |
| TD Rushes | 7, Idaho (8/31) | 1, Buffalo (9/7) |
| Pass Attempts | 40, Maryland (9/27) | 22, Buffalo (9/7) |
| Pass Completions | 29, Maryland (9/27) | 14, Pittsburgh (9/14) |
| Yards Passing | 421, Maryland (9/27) | 222, Pittsburgh (9/14) |
| Yards Per Pass | 15.9, Pittsburgh (9/14) | 12.7, Buffalo (9/7) |
| TD Passes | 4, Buffalo (9/7) | 0, Pittsburgh (9/14) |
| Total Plays | 82, Idaho (8/31) | 46, Buffalo (9/7) |
| Total Offense | 673, Idaho (8/31) | 357, Buffalo (9/7) |
| Yards Per Play | 8.2, Idaho (8/31) | 6.3, Pittsburgh (9/14) |
| Points | 79, Idaho (8/31) | 17, Pittsburgh (9/14) |
| Sacks By | 7, Idaho (8/31) | 1, Buffalo (9/7) |
| First Downs | 35, Idaho (8/31) | 14, Buffalo (9/7) |
| Penalties | 7, Maryland (9/27) | 3, 3x, Last: Pittsburgh (9/14) |
| Penalty Yards | 81, Maryland (9/27) | 25, Buffalo (9/7) |
| Turnovers | 2, 3x, Last: Maryland (9/27) | 0, Pittsburgh (9/14) |
| Interceptions By | 2, Maryland (9/27) | 0, Pittsburgh (9/14) |
| Punts | 7, Pittsburgh (9/14) | 2, Idaho (8/31) |
| Punting Avg. | 42.4, Pittsburgh (9/14) | 22.5, Idaho (8/31) |
| Long Punt | 53, , Pittsburgh (9/14) | 32, Idaho (8/31) |
| Punts Inside 20 | 6, Pittsburgh (9/14) | 1, Idaho (8/31) |
| Long Punt Return | 30, Maryland (9/27) | 22, Buffalo (9/7) |
| Long Kick Return | 24, Pittsburgh (9/14) | 13, Buffalo (9/7) |

OPPONENT TEAM

| | Highs | Lows |
|-------------------------|-----------------------------------|-----------------------------------|
| Rushes | 58, Buffalo (9/7) | 25, Pittsburgh (9/14) |
| Yards Rushing | 184, Buffalo (9/7) | 4, Idaho (8/31) |
| Yards Per Rush | 3.2, Buffalo (9/7) | 0.1, Idaho (8/31) |
| TD Rushes | 1, Pittsburgh (9/14) | 0, 3x, Last: Maryland (9/27) |
| Pass Attempts | 51, Pittsburgh (9/14) | 24, Maryland (9/27) |
| Pass Completions | 35, Pittsburgh (9/14) | 11, Maryland (9/27) |
| Yards Passing | 372, Pittsburgh (9/14) | 68, Maryland (9/27) |
| Yards Per Pass | 10.6, Pittsburgh (9/14) | 6.2, Maryland (9/27) |
| TD Passes | 1, Twice, Last: Buffalo (9/7) | 0, Twice, Last: Maryland (9/27) |
| Total Plays | 90, Buffalo (9/7) | 54, Idaho (8/31) |
| Total Offense | 429, Buffalo (9/7) | 128, Maryland (9/27) |
| Yards Per Play | 5.2, Pittsburgh (9/14) | 2.2, Maryland (9/27) |
| Points | 13, Buffalo (9/7) | 0, Maryland (9/27) |
| Sacks By | 3, Twice, Last: Pittsburgh (9/14) | 0, Twice, Last: Maryland (9/27) |
| First Downs | 22, Buffalo (9/7) | 5, Idaho (8/31) |
| Penalties | 10, Idaho (8/31) | 2, Pittsburgh (9/14) |
| Penalty Yards | 85, Maryland (9/27) | 18, Pittsburgh (9/14) |
| Turnovers | 3, Maryland (9/27) | 0, Pittsburgh (9/14) |
| Interceptions By | 1, Maryland (9/27) | - |
| Punts | 12, Idaho (8/31) | 6, Twice, Last: Pittsburgh (9/14) |
| Punting Avg. | 45.2, Pittsburgh (9/14) | 31.3, Buffalo (9/7) |
| Long Punt | 62, Pittsburgh (9/14) | 39, Buffalo (9/7) |
| Punts Inside 20 | 4, Pittsburgh (9/14) | 1, Twice, Last: Maryland (9/27) |
| Long Punt Return | 11, Buffalo (9/7) | 8, Pittsburgh (9/14) |
| Long Kick Return | 28, Maryland (9/27) | - |

THE LAST TIME...

PENN STATE

100+ Yards Rushing: 109, Journey Brown vs. Pittsburgh, 2019
 150+ Yards Rushing: 159, Miles Sanders vs. Wisconsin, 2018
 200+ Yards Rushing: 200, Miles Sanders at Illinois, 2018
 300+ Yards Rushing: 327, Larry Johnson at Indiana, 2002
 30-34 Rushing Attempts: 33, Saquon Barkley at Indiana, 2016
 35+ Rushing Attempts: 35, Zach Zwinak vs. Nebraska, 2013
 Three Touchdowns Rushing: Miles Sanders at Illinois, 2018
 Four Touchdowns Rushing: Saquon Barkley at Pittsburgh, 2016
 Five Touchdowns Rushing: Ki-Jana Carter vs. Michigan State, 1994
 60+ Yard Run: 85, Journey Brown vs. Pittsburgh, 2019
 70+ Yard Run: 85, Journey Brown vs. Pittsburgh, 2019
 80+ Yard Run: 85, Journey Brown vs. Pittsburgh, 2019
 90+ Yard Run: 92, Saquon Barkley vs. Washington, 2017 @
 Two Players Rush For 100 Yards: Saquon Barkley (195) & Akeel Lynch (120) vs. Rutgers, 2015
 Four Rushing TD in One Quarter: vs. UMass, 2014 (2nd; Belton [2], Zwinak [2])
 300+ Yards Passing: 398, Sean Clifford at Maryland, 2019
 350+ Yards Passing: 398, Sean Clifford at Maryland, 2019
 400+ Yards Passing: 454, Christian Hackenberg vs. UCF, 2014 #
 20-24 Pass Completions: 26, Sean Clifford at Maryland, 2019
 25-29 Pass Completions: 26, Sean Clifford at Maryland, 2019
 30-34 Pass Completions: 32, Trace McSorley vs. Washington, 2017 @
 35+ Pass Completions: 35, Matt McGloin vs. Northwestern, 2012
 30-39 Pass Attempts: 31, Sean Clifford at Maryland, 2019
 40-49 Pass Attempts: 41, Trace McSorley vs. Washington, 2017 @
 50+ Pass Attempts: 50, Christian Hackenberg vs. Boston College, 2014 %
 Four Touchdown Passes: Sean Clifford vs. Buffalo, 2019
 Five Touchdown Passes: Rashard Casey vs. Louisiana Tech, 2000
 Four Interceptions Thrown: Zack Mills at Boston College, 2004
 300+ Yards Total Offense: 452 (398 P, 54 R), Sean Clifford vs. Maryland, 2019
 350+ Yards Total Offense: 452 (398 P, 54 R), Sean Clifford vs. Maryland, 2019
 400+ Yards Total Offense: 452 (398 P, 54 R), Sean Clifford vs. Maryland, 2019
 450+ Yards Total Offense: 452 (398 P, 54 R), Sean Clifford vs. Maryland, 2019
 100+ Yards Receiving: 108, KJ Hamler vs. Maryland, 2019
 150+ Yards Receiving: 187, Chris Godwin vs. USC, 2016 ^
 200+ Yards Receiving: 216, Deon Butler vs. Northwestern, 2006
 Two Players w/ 100 Yards Receiving: DaeSean Hamilton (112) & DeAndre Thompkins (102) at Michigan State, 2017
 Two Players w/ 150 Yards Receiving: Geno Lewis (173) & DaeSean Hamilton (165) vs. UCF, 2014 #
 Back-to-Back 100 Yards Receiving Games: Chris Godwin, 2015 (103 at Ohio State; 135 vs. Maryland)
 Three Straight 100-Yard Receiving Games: Allen Robinson, 2013 (133 vs. Syracuse; 129 vs. Eastern Michigan; 143 vs. UCF)
 10+ Receptions: 12, Saquon Barkley at Iowa, 2017
 50+ Yard Reception: 58, KJ Hamler from Sean Clifford vs. Maryland, 2019
 60+ Yard Reception: 93, KJ Hamler from Trace McSorley vs. Ohio State, 2018
 70+ Yard Reception: 93, KJ Hamler from Trace McSorley vs. Ohio State, 2018
 80+ Yard Reception: 93, KJ Hamler from Trace McSorley vs. Ohio State, 2018
 Three Touchdowns Receiving: DaeSean Hamilton vs. Indiana, 2017
 Four Touchdowns Receiving: Bobby Engram vs. Minnesota, 1993
 150+ All-Purpose Yards: 159 (16 Rush, 115 Rec, 28 PR), KJ Hamler vs. Idaho, 2019
 200+ All-Purpose Yards: 200 (200 Rush), Miles Sanders at Illinois, 2018
 250+ All-Purpose Yards: 358 (211 Rush, 94 Rec, 53 KR), Saquon Barkley at Iowa, 2017 (SR)
 300+ All-Purpose Yards: 358 (211 Rush, 94 Rec, 53 KR), Saquon Barkley at Iowa, 2017 (SR)
 Five Touchdowns Scored: 5 (4 rushing, 1 receiving), Saquon Barkley at Pittsburgh, 2016
 Kickoff Return For Touchdown: 97, Saquon Barkley at Ohio State, 2017
 Rushing, Receiving & Kickoff Return TD in a game: Derrick Williams vs. Illinois, 2008
 100-Yard Kickoff Return: 100, Chaz Powell vs. Youngstown State, 2010
 Punt Return For Touchdown: 39, DeAndre Thompkins at Pittsburgh, 2018
 80-Yard Punt Return: 81, Bryant Johnson vs. Michigan State, 2002
 Zero Punts in a Game: Purdue, 2013
 Multiple Interceptions: 2, Trevor Williams at Rutgers, 2014
 90-Yard Interception Return: 99, Michael Mauti at Illinois, 2012
 Interception Return For Touchdown: 36, John Reid vs. Buffalo, 2019
 Five Interceptions in a Game (Team): at Rutgers, 2014
 Fumble Return For Touchdown (Defense): 9 yards, Torrence Brown at Indiana, 2016 (forced by Brandon Bell)
 Fumble Return For Touchdown (Special Teams): 14 yards, Nick Scott vs. Indiana, 2017 (forced by Irvin Charles)
 Blocked Field Goal: Nick Scott at Michigan, 2018
 Blocked Field Goal For Touchdown: 60 yards, Grant Haley vs. Ohio State, 2016 (Marcus Allen block)
 Blocked Extra Point: Parker Cothren at Northwestern, 2015
 Blocked Punt: Journey Brown vs. Buffalo, 2019
 Two Blocked Punts: Jonathan Sutherland vs. Idaho, 2019
 Blocked Punt For Touchdown: 0 yards, Michael Yancich vs. Ohio State, 2012 (Mike Hull block)
 Safety: Team (holding in the end zone) at Pittsburgh, 2018
 Two-Point Conversion Attempt: Mac Hippenhammer (Rush, Failed) vs. Ohio State, 2018
 50-Yard Field Goal: 57, Jordan Stout vs. Pittsburgh, 2019
 Four Field Goals: Tyler Davis at Rutgers, 2016
 Five Field Goals: Collin Wagner vs. Temple, 2010

OPPONENT

100+ Yards Rushing: 144, Benny Snell, Kentucky, 2018 +
 150+ Yards Rushing: 185, Jonathan Taylor, Wisconsin, 2018
 200+ Yards Rushing: 203, BenJarvus Green-Ellis, Indiana, 2003
 30-34 Rushing Attempts: 30, Jeremy Langford, Michigan State, 2014
 35+ Rushing Attempts: 44, Mike Hart, Michigan, 2007 (OR)
 Three Touchdowns Rushing: Trevor Siemian, Northwestern, 2014
 Four Touchdowns Rushing: Montee Ball, Wisconsin, 2011
 50+ Yard Run: 71, Jonathan Taylor, Wisconsin, 2018
 60+ Yard Run: 71, Jonathan Taylor, Wisconsin, 2018
 70+ Yard Run: 71, Jonathan Taylor, Wisconsin, 2018
 Two Players Rush For 100 Yards: Rodney Smith (104) & Shannon Brooks (100), Minnesota, 2016
 300+ Yards Passing: 372, Kenny Pickett, Pittsburgh, 2019
 400+ Yards Passing: 400, Brian Lewerke, Michigan State, 2017
 500+ Yards Passing: 532, Case Keenum, Houston, 2011 (OR) *
 25-29 Pass Completions: 35, Kenny Pickett, Pittsburgh, 2019
 30-44 Pass Completions: 35, Kenny Pickett, Pittsburgh, 2019
 45+ Pass Completions: 45, Case Keenum, Houston, 2011 (OR) *
 30-39 Pass Attempts: 51, Kenny Pickett, Pittsburgh, 2019
 40-49 Pass Attempts: 51, Kenny Pickett, Pittsburgh, 2019
 50+ Pass Attempts: 51, Kenny Pickett, Pittsburgh, 2019
 60+ Pass Attempts: 61, Brian Hoyer, Michigan State, 2006
 Four Touchdown Passes: J.T. Barrett, Ohio State, 2017
 Five Touchdown Passes: Sam Darnold, USC, 2016 ^
 Four Interceptions Thrown: P.J. Walker, Temple, 2014
 Five Interceptions Thrown: Gary Nova, Rutgers, 2014
 300+ Yards Total Offense: 379 (372 P, 7 R), Kenny Pickett, Pittsburgh, 2019
 400+ Yards Total Offense: 425 (400 P, 25 R), Brian Lewerke, Michigan State, 2017
 500+ Yards Total Offense: 542 (532 P, 10 R), Case Keenum, Houston, 2011 (OR) *
 100+ Yards Receiving: 125, Taysir Mack, Pittsburgh, 2019
 150+ Yards Receiving: 185, Stanley Morgan, Nebraska, 2017
 200+ Yards Receiving: 228, Patrick Edwards, Houston, 2011 *
 10+ Receptions: 12, Taysir Mack, Pittsburgh, 2019
 50+ Yard Reception: 54, Lynn Bowden, Jr. from Terry Wilson, Kentucky, 2018 +
 70+ Yard Reception: 70, Akrum Wadley from Nate Stanley, Iowa, 2017
 80+ Yard Reception: 80, Dominique Barnes from Kurt Hess, Youngstown State, 2010
 90+ Yard Reception: 99, Thomas Lewis from John Paci, Indiana, 1993
 Three Touchdown Receptions: Deonta Burnett, USC, 2016 ^
 Kickoff Return For Touchdown: 100, Darrynton Evans, Appalachian State, 2018
 90-Yard Kickoff Return: 100, Darrynton Evans, Appalachian State, 2018
 100-Yard Kickoff Return: 100, Darrynton Evans, Appalachian State, 2018
 Punt Return For Touchdown: 58, Lynn Bowden, Jr., Kentucky, 2018 +
 70-Yard Punt Return: 75, Venric Mark, Northwestern, 2012
 80-Yard Punt Return: 87, Willie Reid, Florida State, 2005 !
 Multiple Interceptions: 2, David Dowell, Michigan State, 2017
 Interception Return For Touchdown: 62, Brandon Watson, Michigan, 2018
 Fumble Return For Touchdown: 12, Ryan Connelly, Wisconsin, 2016 &
 Blocked Punt: Sean McCormick, Idaho, 2019
 Blocked Punt For Touchdown: 27, Lerentee McCray, Florida, 2011 \$
 Blocked Field Goal: Josh Allen, Kentucky, 2018 +
 Blocked Extra Point: Brandon Wilson, Indiana, 2018
 Safety: 2, Team (blocked punt, snap out of the end zone on punt), Iowa, 2018
 Two Safeties: Team (blocked punt, snap out of the end zone on punt), Iowa, 2018
 Defensive Extra Point: 99, D.J. Johnson, Iowa, 2002
 50-Yard Field Goal: 50, Derek Dimke, Illinois, 2010
 Four Field Goals: Michael Geiger, Michigan State, 2016

& - Big Ten Championship Game | # - Croke Park Classic (Dublin, Ireland) | ! - Orange Bowl
 \$ - Outback Bowl | ^ - Rose Bowl | * - TicketCity Bowl | % - PinStripe Bowl | @ - PlayStation Fiesta Bowl
 | + - VRBO Citrus Bowl

(SR) - School Record | (OR) - Opponent Record

OFFENSIVE STARTERS

| OPPONENT | LT | LG | C | RG | RT | TE | QB | RB | WR (X) | WR (H) | WR (Z) |
|-------------------|--------|----------|-------|---------|-------|------------|----------|----------|-------------|--------|--------|
| IDAHO | Walker | Gonzalez | Menet | Thorpe | Fries | Freiermuth | Clifford | Slade | Shorter | Hamler | Dotson |
| BUFFALO | Walker | Gonzalez | Menet | Miranda | Fries | Freiermuth | Clifford | Slade | Shorter | Hamler | Dotson |
| PITTSBURGH | Walker | Gonzalez | Menet | Miranda | Fries | Freiermuth | Clifford | J. Brown | Bowers (TE) | Hamler | Dotson |
| at Maryland | Walker | Gonzalez | Menet | Miranda | Fries | Freiermuth | Clifford | J. Brown | Bowers (TE) | Hamler | Dotson |
| PURDUE | | | | | | | | | | | |
| at Iowa | | | | | | | | | | | |
| MICHIGAN | | | | | | | | | | | |
| at Michigan State | | | | | | | | | | | |
| at Minnesota | | | | | | | | | | | |
| INDIANA | | | | | | | | | | | |
| at Ohio State | | | | | | | | | | | |
| RUTGERS | | | | | | | | | | | |

DEFENSIVE STARTERS

| OPPONENT | DE | DT | DT | DE | SLB | MLB | WLB | CB | FS | SS | CB |
|-------------------|-------|---------|---------|-------------|----------|------------|---------|---------------|------|--------|------|
| IDAHO | Toney | Windsor | Shelton | Gross-Matos | Parsons | J. Johnson | Luketa | Castro-Fields | Wade | Taylor | Reid |
| BUFFALO | Toney | Windsor | Shelton | Gross-Matos | C. Brown | J. Johnson | Parsons | Castro-Fields | Wade | Taylor | Reid |
| PITTSBURGH | Toney | Windsor | Shelton | Gross-Matos | C. Brown | J. Johnson | Parsons | Castro-Fields | Wade | Taylor | Reid |
| at Maryland | Toney | Windsor | Shelton | Gross-Matos | C. Brown | J. Johnson | Parsons | Castro-Fields | Wade | Taylor | Reid |
| PURDUE | | | | | | | | | | | |
| at Iowa | | | | | | | | | | | |
| MICHIGAN | | | | | | | | | | | |
| at Michigan State | | | | | | | | | | | |
| at Minnesota | | | | | | | | | | | |
| INDIANA | | | | | | | | | | | |
| at Ohio State | | | | | | | | | | | |
| RUTGERS | | | | | | | | | | | |

CAREER STARTS

| Player | '16 | '17 | '18 | '19 | Total | Player | '16 | '17 | '18 | '19 | Total |
|---------------------------|-----|-----|-----|-----|-------|--------------------------|-----|-----|-----|-----|-------|
| Gonzalez, Steven (OL) | 3 | 13 | 13 | 4 | 33 | Miranda, Mike (OL) | - | - | 1 | 3 | 4 |
| Reid, John (CB)* | 14 | - | 11 | 4 | 31 | Toney, Shaka (DE) | - | - | - | 4 | 4 |
| Fries, Will (OL) | - | 9 | 11 | 4 | 24 | Wade, Lamont (S) | - | - | - | 4 | 4 |
| Brown, Cam (LB) | 2 | - | 12 | 3 | 17 | Walker, Rasheed (OL) | - | - | - | 4 | 4 |
| Gross-Matos, Yetur (DE) | - | - | 13 | 4 | 17 | Bowers, Nick (TE) | - | - | - | 2 | 2 |
| Hamler, KJ (WR) | - | - | 13 | 4 | 17 | Brown, Journey (RB) | - | - | - | 2 | 2 |
| Johnson, Jan (LB) | - | - | 13 | 4 | 17 | Shorter, Justin (WR) | - | - | - | 2 | 2 |
| Windsor, Robert (DT) | 1 | - | 12 | 4 | 17 | Slade, Ricky (RB) | - | - | - | 2 | 2 |
| Menet, Michal (OL) | - | - | 12 | 4 | 16 | Hansard, Fred (DT) | - | - | 1 | - | 1 |
| Taylor, Garrett (S) | - | - | 12 | 4 | 16 | Hippenhammer, Mac (WR) | - | - | 1 | - | 1 |
| Freiermuth, Pat (TE) | - | - | 9 | 4 | 13 | Luketa, Jesse (LB) | - | - | - | 1 | 1 |
| Dotson, Jahan (WR) | - | - | 4 | 4 | 8 | Sullivan-Brown, Cam (WR) | - | - | 1 | - | 1 |
| Castro-Fields, Tariq (CB) | - | - | 2 | 4 | 6 | Sutherland, Jonathan (S) | - | - | 1 | - | 1 |
| Parsons, Micah (LB) | - | - | 1 | 4 | 5 | Thorpe, C.J. (OL) | - | - | - | 1 | 1 |
| Shelton, Antonio (DT) | - | - | 1 | 4 | 5 | | | | | | |
| Clifford, Sean (QB) | - | - | - | 4 | 4 | | | | | | |

* Started two games in 2015

PARTICIPATION CHART

| | GP/GS | ID | UB | PITT | at MD | PUR | at IOWA | MICH | at MSU | at MINN | IND | at OSU | RU |
|-------------------------|-------|----|----|------|-------|-----|---------|------|--------|---------|-----|--------|----|
| 90 Barber, Damion | 3/0 | - | P | P | P | | | | | | | | |
| 83 Bowers, Nick | 4/2 | P | P | ST | ST | | | | | | | | |
| 7 Brisker, Jaquan | 4/0 | P | P | P | P | | | | | | | | |
| 13 Brooks, Ellis | 4/0 | P | P | P | P | | | | | | | | |
| 6 Brown, Cam | 4/3 | P | ST | ST | ST | | | | | | | | |
| 24 Brown, DJ | 4/0 | P | P | P | P | | | | | | | | |
| 4 Brown, Journey | 4/1 | P | P | ST | ST | | | | | | | | |
| 21 Cain, Noah | 4/0 | P | P | P | P | | | | | | | | |
| 23 Carr, Weston | 2/0 | P | - | - | P | | | | | | | | |
| 5 Castro-Fields, Tariq | 4/4 | ST | ST | ST | ST | | | | | | | | |
| 88 Chisena, Dan | 3/0 | P | - | P | P | | | | | | | | |
| 50 Chizmar, Max | 2/0 | P | P | - | - | | | | | | | | |
| 14 Clifford, Sean | 4/4 | ST | ST | ST | ST | | | | | | | | |
| 77 Culpepper, Judge | 4/0 | P | P | P | P | | | | | | | | |
| 10 Dixon, Lance | 3/0 | P | P | P | - | | | | | | | | |
| 5 Dotson, Jahan | 4/4 | ST | ST | ST | ST | | | | | | | | |
| 72 Effner, Bryce | 2/0 | P | - | - | P | | | | | | | | |
| 91 Ellies, Dvon | 1/0 | - | - | - | P | | | | | | | | |
| 2 Ellis, Keaton | 4/0 | P | P | P | P | | | | | | | | |
| 40 Eury, Nick | 1/0 | P | - | - | - | | | | | | | | |
| 28 Ford, Devyn | 4/0 | P | P | P | P | | | | | | | | |
| 87 Freiermuth, Pat | 4/4 | ST | ST | ST | ST | | | | | | | | |
| 71 Fries, Will | 4/4 | ST | ST | ST | ST | | | | | | | | |
| 11 George, Daniel | 3/0 | P | P | - | P | | | | | | | | |
| 93 Gillikin, Blake | 4/0 | P | P | P | P | | | | | | | | |
| 74 Gonzalez, Steven | 4/4 | ST | ST | ST | ST | | | | | | | | |
| 19 Gordon, Trent | 4/0 | P | P | P | P | | | | | | | | |
| 99 Gross-Matos, Yetur | 4/4 | ST | ST | ST | ST | | | | | | | | |
| 1 Hamler, KJ | 4/4 | ST | ST | ST | ST | | | | | | | | |
| 53 Hansard, Fred | 4/0 | P | P | P | P | | | | | | | | |
| 37 Hartlaub, Drew | 4/0 | P | P | P | P | | | | | | | | |
| 27 Hawkins, Aeneas | 1/0 | P | - | - | - | | | | | | | | |
| 12 Hippenhammer, Mac | 3/0 | P | - | P | P | | | | | | | | |
| 48 Holmes, C.J. | 3/0 | - | P | P | P | | | | | | | | |
| 75 Holmes, Des | 4/0 | P | P | P | P | | | | | | | | |
| 20 Isaac, Adisa | 3/0 | P | P | - | P | | | | | | | | |
| 3 Johnson, Donovan | 2/0 | - | P | P | - | | | | | | | | |
| 36 Johnson, Jan | 4/4 | ST | ST | ST | ST | | | | | | | | |
| 49 Joseph, Daniel | 4/0 | P | P | P | P | | | | | | | | |
| 45 Katshir, Charlie | 4/0 | P | P | P | P | | | | | | | | |
| 68 Kelly, Hunter | 2/0 | P | - | - | P | | | | | | | | |
| 82 Kuntz, Zack | 4/0 | P | P | P | P | | | | | | | | |
| 7 Levis, Will | 3/0 | P | P | P | P | | | | | | | | |
| 40 Luketa, Jesse | 4/1 | ST | P | P | P | | | | | | | | |
| 85 Lutz, Isaac | 4/0 | P | P | P | P | | | | | | | | |
| 89 Maxwell, Colton | 1/0 | P | - | - | - | | | | | | | | |
| 62 Menet, Michal | 4/4 | ST | ST | ST | ST | | | | | | | | |
| 73 Miranda, Mike | 4/3 | P | ST | ST | ST | | | | | | | | |
| 97 Mustipher, PJ | 4/0 | P | P | P | P | | | | | | | | |
| 35 Neff, Justin | 3/0 | P | P | - | P | | | | | | | | |
| 28 Oweh, Jayson | 4/0 | P | P | P | P | | | | | | | | |
| 11 Parsons, Micah | 4/4 | ST | ST | ST | ST | | | | | | | | |
| 92 Pinegar, Jake | 4/0 | P | P | P | P | | | | | | | | |
| 9 Porter Jr., Joey | 2/0 | P | - | - | P | | | | | | | | |
| 58 Presta, Evan | 1/0 | P | - | - | - | | | | | | | | |
| 29 Reid, John | 4/4 | ST | ST | ST | ST | | | | | | | | |
| 55 Shelton, Antonio | 4/4 | ST | ST | ST | ST | | | | | | | | |
| 6 Shorter, Justin | 4/2 | ST | ST | P | P | | | | | | | | |
| 15 Shuster, Michael | 1/0 | P | - | - | - | | | | | | | | |
| 34 Simmons, Shane | 4/0 | P | P | P | P | | | | | | | | |
| 3 Slade, Ricky | 4/2 | ST | ST | P | P | | | | | | | | |
| 12 Smith, Brandon | 4/0 | P | P | P | P | | | | | | | | |
| 91 Stoll, Chris | 4/0 | P | P | P | P | | | | | | | | |
| 98 Stout, Jordan | 4/0 | P | P | P | P | | | | | | | | |
| 86 Strange, Brenton | 1/0 | P | - | - | - | | | | | | | | |
| 81 Sullivan-Brown, Cam | 4/0 | P | P | P | P | | | | | | | | |
| 26 Sutherland, Jonathan | 4/0 | P | P | P | P | | | | | | | | |
| 17 Taylor, Garrett | 4/4 | ST | ST | ST | ST | | | | | | | | |
| 69 Thorpe, C.J. | 4/1 | ST | P | P | P | | | | | | | | |
| 18 Toney, Shaka | 4/4 | ST | ST | ST | ST | | | | | | | | |
| 98 Vasey, Dan | 1/0 | P | - | - | - | | | | | | | | |
| 92 Vilbert, Smith | 1/0 | - | P | - | - | | | | | | | | |
| 38 Wade, Lamont | 4/4 | ST | ST | ST | ST | | | | | | | | |
| 53 Walker, Rasheed | 4/4 | ST | ST | ST | ST | | | | | | | | |
| 79 Wallace, Caeden | 3/0 | P | P | P | - | | | | | | | | |
| 80 Weller, Justin | 1/0 | P | - | - | - | | | | | | | | |
| 55 Whigan, Anthony | 1/0 | - | - | - | P | | | | | | | | |
| 8 Wilson, Marquis | 1/0 | - | - | - | P | | | | | | | | |
| 54 Windsor, Robert | 4/4 | ST | ST | ST | ST | | | | | | | | |
| 77 Wormley, Sal | 1/0 | P | - | - | - | | | | | | | | |

2019 RESULTS & STATISTICS

| Date | Opponent | Score | Att. |
|----------------|-------------|---------|--------|
| Aug 31, 2019 | IDAHO | W 79-7 | 104527 |
| Sep 07, 2019 | BUFFALO | W 45-13 | 104136 |
| Sep 14, 2019 | PITTSBURGH | W 17-10 | 108661 |
| * Sep 27, 2019 | at Maryland | W 59-0 | 53228 |

| Record: | Overall | Home | Away | Neutral |
|----------------|---------|------|------|---------|
| All games | 4-0 | 3-0 | 1-0 | 0-0 |
| Conference | 1-0 | 0-0 | 1-0 | 0-0 |
| Non-Conference | 3-0 | 3-0 | 0-0 | 0-0 |

| Rushing | gp | att | gain | loss | net | avg | td | lg | avg/g |
|----------------|----|-----|------|------|-----|------|----|----|-------|
| Brown, Journey | 4 | 26 | 198 | 2 | 196 | 7.5 | 3 | 85 | 49.0 |
| Clifford, Sean | 4 | 32 | 213 | 46 | 167 | 5.2 | 1 | 58 | 41.8 |
| Ford, Devyn | 4 | 19 | 163 | 3 | 160 | 8.4 | 2 | 81 | 40.0 |
| Cain, Noah | 4 | 23 | 105 | 2 | 103 | 4.5 | 4 | 13 | 25.8 |
| Levis, Will | 3 | 11 | 62 | 3 | 59 | 5.4 | 2 | 12 | 19.7 |
| Slade, Ricky | 4 | 20 | 52 | 3 | 49 | 2.5 | 2 | 9 | 12.2 |
| Eury, Nick | 1 | 6 | 44 | 0 | 44 | 7.3 | 1 | 10 | 44.0 |
| Hamler, KJ | 4 | 1 | 16 | 0 | 16 | 16.0 | 0 | 16 | 4.0 |
| Total | 4 | 142 | 853 | 79 | 774 | 5.5 | 15 | 85 | 193.5 |
| Opponents | 4 | 145 | 436 | 164 | 272 | 1.9 | 1 | 29 | 68.0 |

| Passing | gp | effic | comp-att-int | pct | yds | td | lg | avg/g |
|----------------|----|--------|--------------|------|------|----|----|-------|
| Clifford, Sean | 4 | 185.60 | 70-106-1 | 66.0 | 1179 | 9 | 58 | 294.8 |
| Levis, Will | 3 | 111.09 | 14-22-0 | 63.6 | 85 | 1 | 15 | 28.3 |
| TEAM | 3 | 0.00 | 0-1-0 | 0.0 | 0 | 0 | 0 | 0.0 |
| Total | 4 | 171.45 | 84-129-1 | 65.1 | 1264 | 10 | 58 | 316.0 |
| Opponents | 4 | 109.76 | 78-133-4 | 58.6 | 826 | 2 | 48 | 206.5 |

| Receiving | gp | no. | yds | avg | td | lg | avg/g |
|---------------------|----|-----|------|------|----|----|-------|
| Hamler, KJ | 4 | 16 | 353 | 22.1 | 3 | 58 | 88.2 |
| Freiermuth, Pat | 4 | 12 | 162 | 13.5 | 2 | 28 | 40.5 |
| Dotson, Jahan | 4 | 10 | 163 | 16.3 | 2 | 56 | 40.8 |
| Sullivan-Brown, Cam | 4 | 8 | 56 | 7.0 | 0 | 14 | 14.0 |
| Shorter, Justin | 4 | 7 | 88 | 12.6 | 0 | 18 | 22.0 |
| Slade, Ricky | 4 | 6 | 90 | 15.0 | 0 | 40 | 22.5 |
| Brown, Journey | 4 | 5 | 88 | 17.6 | 1 | 37 | 22.0 |
| Ford, Devyn | 4 | 5 | 30 | 6.0 | 0 | 15 | 7.5 |
| Carr, Weston | 2 | 3 | 27 | 9.0 | 0 | 11 | 13.5 |
| Bowers, Nick | 4 | 2 | 70 | 35.0 | 1 | 55 | 17.5 |
| George, Daniel | 3 | 2 | 28 | 14.0 | 0 | 20 | 9.3 |
| Cain, Noah | 4 | 2 | 22 | 11.0 | 0 | 13 | 5.5 |
| Kuntz, Zack | 4 | 2 | 18 | 9.0 | 0 | 10 | 4.5 |
| Chisena, Dan | 3 | 1 | 40 | 40.0 | 0 | 40 | 13.3 |
| Lutz, Isaac | 4 | 1 | 15 | 15.0 | 0 | 15 | 3.8 |
| Total | 4 | 84 | 1264 | 15.0 | 10 | 58 | 316.0 |
| Opponents | 4 | 78 | 826 | 10.6 | 2 | 48 | 206.5 |

| Field Goals | fg | pct. | 01-19 | 20-29 | 30-39 | 40-49 | 50-99 | lg | blk |
|---------------|-----|-------|-------|-------|-------|-------|-------|----|-----|
| Pinegar, Jake | 4-4 | 100.0 | 0-0 | 2-2 | 2-2 | 0-0 | 0-0 | 38 | 0 |
| Stout, Jordan | 2-3 | 66.7 | 0-0 | 0-0 | 0-0 | 0-0 | 2-3 | 57 | 0 |

| Scoring | td | fg | PAT | | | | dxp | saf | pts |
|------------------|----|-----|-------|------|-----|------|-----|-----|-----|
| | | | kick | rush | rcv | pass | | | |
| Pinegar, Jake | - | 4-4 | 26-26 | - | - | - | - | - | 38 |
| Cain, Noah | 4 | - | - | - | - | - | - | - | 24 |
| Brown, Journey | 4 | - | - | - | - | - | - | - | 24 |
| Hamler, KJ | 3 | - | - | - | - | - | - | - | 18 |
| Dotson, Jahan | 2 | - | - | - | - | - | - | - | 12 |
| Ford, Devyn | 2 | - | - | - | - | - | - | - | 12 |
| Levis, Will | 2 | - | - | - | - | - | - | - | 12 |
| Freiermuth, Pat | 2 | - | - | - | - | - | - | - | 12 |
| Slade, Ricky | 2 | - | - | - | - | - | - | - | 12 |
| Strange, Brenton | 1 | - | - | - | - | - | - | - | 6 |
| Reid, John | 1 | - | - | - | - | - | - | - | 6 |
| Bowers, Nick | 1 | - | - | - | - | - | - | - | 6 |
| Stout, Jordan | - | 2-3 | - | - | - | - | - | - | 6 |
| Eury, Nick | 1 | - | - | - | - | - | - | - | 6 |
| Clifford, Sean | 1 | - | - | - | - | - | - | - | 6 |
| Total | 26 | 6-7 | 26-26 | - | - | - | - | - | 200 |
| Opponents | 3 | 3-5 | 3-3 | - | - | - | - | - | 30 |

| Score by Quarters | 1st | 2nd | 3rd | 4th | OT | Total |
|-------------------|-----|-----|-----|-----|----|-------|
| Penn State | 48 | 51 | 56 | 45 | 0 | 200 |
| Opponents | 0 | 20 | 3 | 7 | 0 | 30 |

| Team Statistics | PSU | OPP |
|-------------------------|----------|----------|
| FIRST DOWNS | 96 | 57 |
| Rushing | 33 | 18 |
| Passing | 56 | 32 |
| Penalty | 7 | 7 |
| RUSHING YARDAGE | 774 | 272 |
| Rushing Attempts | 142 | 145 |
| Average Per Rush | 5.5 | 1.9 |
| Average Per Game | 193.5 | 68.0 |
| TDs Rushing | 15 | 1 |
| PASSING YARDAGE | 1264 | 826 |
| Comp-Att-Int | 84-129-1 | 78-133-4 |
| Average Per Pass | 9.8 | 6.2 |
| Average Per Catch | 15.0 | 10.6 |
| Average Per Game | 316.0 | 206.5 |
| TDs Passing | 10 | 2 |
| TOTAL OFFENSE | 2038 | 1098 |
| Average Per Play | 7.5 | 3.9 |
| Average Per Game | 509.5 | 274.5 |
| KICK RETURNS: #-Yards | 6-86 | 3-54 |
| PUNT RETURNS: #-Yards | 12-98 | 3-19 |
| INT RETURNS: #-Yards | 4-83 | 1-0 |
| FUMBLES-LOST | 7-2 | 5-2 |
| PENALTIES-Yards | 16-176 | 29-248 |
| PUNTS-AVG | 17-39.5 | 33-38.3 |
| TIME OF POSSESSION/Game | 27:23 | 32:38 |
| 3RD-DOWN Conversions | 16/43 | 20/69 |
| 4TH-DOWN Conversions | 4/5 | 4/9 |

| Interceptions | no. | yds | avg | td | lg |
|----------------------|-----|-----|------|----|----|
| Reid, John | 2 | 61 | 30.5 | 1 | 36 |
| Johnson, Jan | 1 | 17 | 17.0 | 0 | 17 |
| Castro-Fields, Tariq | 1 | 5 | 5.0 | 0 | 5 |

| Punting | no. | yds | avg | lg | tb | fc | i20 | 50+ | blk |
|-----------------|-----|-----|------|----|----|----|-----|-----|-----|
| Gillikin, Blake | 16 | 658 | 41.1 | 53 | 1 | 6 | 9 | 3 | 1 |
| TEAM | 1 | 13 | 13.0 | 13 | 0 | 0 | 0 | 0 | 0 |

| Punt Returns | no. | yds | avg | td | lg |
|-------------------|-----|-----|------|----|----|
| Hamler, KJ | 9 | 55 | 6.1 | 0 | 25 |
| Hippenhammer, Mac | 2 | 13 | 6.5 | 0 | 7 |
| Dotson, Jahan | 1 | 30 | 30.0 | 0 | 30 |
| Total | 12 | 98 | 8.2 | 0 | 30 |
| Opponents | 3 | 19 | 6.3 | 0 | 11 |

| Kick Returns | no. | yds | avg | td | lg |
|----------------|-----|-----|------|----|----|
| Hamler, KJ | 3 | 57 | 19.0 | 0 | 24 |
| Brown, Journey | 2 | 19 | 9.5 | 0 | 13 |
| Luketa, Jesse | 1 | 10 | 10.0 | 0 | 10 |
| Total | 6 | 86 | 14.3 | 0 | 24 |
| Opponents | 3 | 54 | 18.0 | 0 | 28 |

| All Purpose | g | rush | rcv | pr | kr | ir | total | avg/g |
|-----------------|---|------|------|----|----|----|-------|-------|
| Hamler, KJ | 4 | 16 | 353 | 55 | 57 | 0 | 481 | 120.2 |
| Brown, Journey | 4 | 196 | 88 | 0 | 19 | 0 | 303 | 75.8 |
| Dotson, Jahan | 4 | 0 | 163 | 30 | 0 | 0 | 193 | 48.2 |
| Ford, Devyn | 4 | 160 | 30 | 0 | 0 | 0 | 190 | 47.5 |
| Clifford, Sean | 4 | 167 | 0 | 0 | 0 | 0 | 167 | 41.8 |
| Freiermuth, Pat | 4 | 0 | 162 | 0 | 0 | 0 | 162 | 40.5 |
| Slade, Ricky | 4 | 49 | 90 | 0 | 0 | 0 | 139 | 34.8 |
| Cain, Noah | 4 | 103 | 22 | 0 | 0 | 0 | 125 | 31.2 |
| Shorter, Justin | 4 | 0 | 88 | 0 | 0 | 0 | 88 | 22.0 |
| Bowers, Nick | 4 | 0 | 70 | 0 | 0 | 0 | 70 | 17.5 |
| Total | 4 | 774 | 1264 | 98 | 86 | 83 | 2305 | 576.2 |
| Opponents | 4 | 272 | 826 | 19 | 54 | 0 | 1171 | 292.8 |

| Total Offense | g | plays | rush | pass | total | avg/g |
|----------------|---|-------|------|------|-------|-------|
| Clifford, Sean | 4 | 138 | 167 | 1179 | 1346 | 336.5 |
| Brown, Journey | 4 | 26 | 196 | 0 | 196 | 49.0 |
| Ford, Devyn | 4 | 19 | 160 | 0 | 160 | 40.0 |
| Levis, Will | 3 | 33 | 59 | 85 | 144 | 48.0 |
| Cain, Noah | 4 | 23 | 103 | 0 | 103 | 25.8 |

TEAM RESULTS & STATISTICS

| Date | Opponent | Score | Overall | Conference | Time | Attend |
|----------------|-------------|---------|---------|------------|------|--------|
| Aug 31, 2019 | IDAHO | W 79-7 | 1-0 | 0-0 | 3:18 | 104527 |
| Sep 07, 2019 | BUFFALO | W 45-13 | 2-0 | 0-0 | 3:21 | 104136 |
| Sep 14, 2019 | PITTSBURGH | W 17-10 | 3-0 | 0-0 | 3:13 | 108661 |
| * Sep 27, 2019 | at Maryland | W 59-0 | 4-0 | 1-0 | 3:18 | 53228 |

| Team Statistics | PSU | OPP |
|-------------------------|--------------|------------|
| SCORING | 200 | 30 |
| Points Per Game | 50.0 | 7.5 |
| Points Off Turnovers | 42 | 7 |
| FIRST DOWNS | 96 | 57 |
| Rushing | 33 | 18 |
| Passing | 56 | 32 |
| Penalty | 7 | 7 |
| RUSHING YARDAGE | 774 | 272 |
| Yards gained rushing | 853 | 436 |
| Yards lost rushing | 79 | 164 |
| Rushing Attempts | 142 | 145 |
| Average Per Rush | 5.5 | 1.9 |
| Average Per Game | 193.5 | 68.0 |
| TDs Rushing | 15 | 1 |
| PASSING YARDAGE | 1264 | 826 |
| Comp-Att-Int | 84-129-1 | 78-133-4 |
| Average Per Pass | 9.8 | 6.2 |
| Average Per Catch | 15.0 | 10.6 |
| Average Per Game | 316.0 | 206.5 |
| TDs Passing | 10 | 2 |
| TOTAL OFFENSE | 2038 | 1098 |
| Total Plays | 271 | 278 |
| Average Per Play | 7.5 | 3.9 |
| Average Per Game | 509.5 | 274.5 |
| KICK RETURNS: #-Yards | 6-86 | 3-54 |
| PUNT RETURNS: #-Yards | 12-98 | 3-19 |
| INT RETURNS: #-Yards | 4-83 | 1-0 |
| KICK RETURN AVERAGE | 14.3 | 18.0 |
| PUNT RETURN AVERAGE | 8.2 | 6.3 |
| INT RETURN AVERAGE | 20.8 | 0.0 |
| FUMBLES-LOST | 7-2 | 5-2 |
| PENALTIES-Yards | 16-176 | 29-248 |
| Average Per Game | 44.0 | 62.0 |
| PUNTS-Yards | 17-671 | 33-1265 |
| Average Per Punt | 39.5 | 38.3 |
| Net punt average | 37.2 | 35.4 |
| KICKOFFS-Yards | 34-2144 | 10-500 |
| Average Per Kick | 63.1 | 50.0 |
| Net kick average | 39.4 | 38.9 |
| TIME OF POSSESSION/Game | 27:23 | 32:38 |
| 3RD-DOWN Conversions | 16/43 | 20/69 |
| 3rd-Down Pct | 37% | 29% |
| 4TH-DOWN Conversions | 4/5 | 4/9 |
| 4th-Down Pct | 80% | 44% |
| SACKS BY-Yards | 15-101 | 6-33 |
| MISC YARDS | 0 | 0 |
| TOUCHDOWNS SCORED | 26 | 3 |
| FIELD GOALS-ATTEMPTS | 6-7 | 3-5 |
| ON-SIDE KICKS | 0-0 | 0-0 |
| RED-ZONE SCORES | (19-19) 100% | (6-8) 75% |
| RED-ZONE TOUCHDOWNS | (15-19) 79% | (3-8) 38% |
| PAT-ATTEMPTS | (26-26) 100% | (3-3) 100% |
| ATTENDANCE | 317324 | 53228 |
| Games/Avg Per Game | 3/105775 | 1/53228 |
| Neutral Site Games | | 0/0 |

| Score by Quarters | 1st | 2nd | 3rd | 4th | OT | Total |
|-------------------|-----|-----|-----|-----|----|-------|
| Penn State | 48 | 51 | 56 | 45 | 0 | 200 |
| Opponents | 0 | 20 | 3 | 7 | 0 | 30 |

DEFENSIVE STATISTICS

| # | Defensive Leaders | gp | Tackles | | | tfl/yds | Sacks no-yds | Pass defense | | | Fumbles | | blkd | |
|-----------|----------------------|----|---------|-----|-----|---------|-----------------|--------------|------|-----|---------|----|------|-----|
| | | | ua | a | tot | | | int-yds | brup | qbh | rcv-yds | ff | kick | saf |
| 36 | Johnson, Jan | 4 | 6 | 16 | 22 | 1.0-5 | 1.0-5 | 1-17 | 1 | . | . | 1 | . | . |
| 11 | Parsons, Micah | 4 | 11 | 11 | 22 | 4.0-8 | . | . | 1 | 1 | . | . | . | . |
| 6 | Brown, Cam | 4 | 10 | 11 | 21 | 1.5-5 | 1.0-2 | . | 1 | 2 | 1-0 | 1 | . | . |
| 17 | Taylor, Garrett | 4 | 12 | 8 | 20 | 1.0-1 | . | . | 1 | . | . | . | . | . |
| 5 | Castro-Fields, Tariq | 4 | 12 | 4 | 16 | 3.0-4 | . | 1-5 | 4 | . | . | . | . | . |
| 26 | Sutherland, Jonathan | 4 | 7 | 7 | 14 | 0.5-0 | . | . | . | . | . | . | 2 | . |
| 13 | Brooks, Ellis | 4 | 7 | 5 | 12 | 3.5-22 | 2.5-17 | . | . | 1 | . | . | . | . |
| 40 | Luketa, Jesse | 4 | 7 | 5 | 12 | 0.5-1 | . | . | 3 | . | . | . | . | . |
| 7 | Brisker, Jaquan | 4 | 6 | 5 | 11 | 1.0-8 | . | . | . | . | . | . | . | . |
| 99 | Gross-Matos, Yetur | 4 | 9 | 2 | 11 | 5.5-33 | 3.5-26 | . | . | 2 | . | . | . | . |
| 38 | Wade, Lamont | 4 | 7 | 4 | 11 | . | . | . | . | . | . | . | . | . |
| 97 | Mustipher, PJ | 4 | 5 | 5 | 10 | 1.0-4 | . | . | . | . | . | . | . | . |
| 34 | Simmons, Shane | 4 | 5 | 5 | 10 | 1.5-4 | . | . | . | . | . | . | . | . |
| 29 | Reid, John | 4 | 6 | 4 | 10 | 1.5-18 | 1.0-16 | 2-61 | 2 | 1 | . | . | . | . |
| 54 | Windsor, Robert | 4 | 3 | 6 | 9 | 0.5-3 | 0.5-3 | . | . | . | . | . | . | . |
| 20 | Isaac, Adisa | 3 | 4 | 5 | 9 | 3.0-13 | 1.5-8 | . | . | . | . | 1 | . | . |
| 19 | Gordon, Trent | 4 | 5 | 3 | 8 | . | . | . | 1 | . | . | . | . | . |
| 18 | Toney, Shaka | 4 | 3 | 5 | 8 | 2.5-13 | 2.0-13 | . | . | 2 | . | . | . | . |
| 15 | Smith, Brandon | 4 | 5 | 3 | 8 | 1.0-2 | . | . | . | . | . | . | . | . |
| 3J | Johnson, Donovan | 2 | 4 | 2 | 6 | . | . | . | . | . | . | . | . | . |
| 49 | Joseph, Daniel | 4 | 3 | 3 | 6 | 1.5-3 | 1.0-2 | . | . | . | . | . | . | . |
| 28 | Oweh, Jayson | 4 | 4 | 1 | 5 | 1.0-9 | 1.0-9 | . | 1 | 1 | . | . | . | . |
| 53 | Hansard, Fred | 4 | 2 | 3 | 5 | 2.0-3 | . | . | . | . | . | . | . | . |
| 2 | Ellis, Keaton | 4 | 3 | 1 | 4 | . | . | . | 2 | . | 1-0 | 1 | . | . |
| 50 | Chizmar, Max | 2 | . | 3 | 3 | . | . | . | . | . | . | . | . | . |
| 55 | Shelton, Antonio | 4 | 3 | . | 3 | 2.0-6 | . | . | . | . | . | . | . | . |
| 35 | Neff, Justin | 3 | 1 | 1 | 2 | . | . | . | . | . | . | . | . | . |
| 10 | Dixon, Lance | 3 | . | 2 | 2 | . | . | . | . | . | . | . | . | . |
| 48 | Holmes, C.J. | 3 | 2 | . | 2 | . | . | . | . | . | . | . | . | . |
| 90 | Barber, Damion | 3 | . | 2 | 2 | . | . | . | . | . | . | . | . | . |
| 37 | Hartlaub, Drew | 4 | . | 1 | 1 | . | . | . | . | . | . | . | . | . |
| 77 | Culpepper, Judge | 4 | . | 1 | 1 | . | . | . | . | . | . | . | . | . |
| 24 | Brown, DJ | 4 | 1 | . | 1 | . | . | . | 1 | . | . | . | . | . |
| 45 | Katshir, Charlie | 4 | . | . | . | . | . | . | . | 1 | . | . | . | . |
| 9 | Porter Jr., Joey | 2 | . | . | . | . | . | . | 1 | . | . | . | . | . |
| 4 | Brown, Journey | 4 | . | . | . | . | . | . | . | . | . | . | 1 | . |
| Total | | 4 | 153 | 134 | 287 | 39-165 | 15-101 | 4-83 | 19 | 11 | 2-0 | 4 | 3 | . |
| Opponents | | 4 | 155 | 102 | 257 | 24-69 | 6-33 | 1-0 | 13 | 5 | 2-0 | 4 | 1 | . |