



# LADY LION BASKETBALL

#BRINGTHEROAR

GAME 9 | PENN STATE VS. DUQUESNE | DEC. 5, 2018 | 7 P.M. | BRYCE JORDAN CENTER

## 2018-19 SCHEDULE

**Date Opponent Time/Result**

### NOVEMBER

8	PROVIDENCE	W, 74-72
11	#24/RV CALIFORNIA	L, 75-58
14	at Fordham	W, 72-55
18	PRINCETON	W, 79-71 (OT)
21	NORTH DAKOTA	W, 75-68
25	STONY BROOK	L, 81-70
29	at Florida State (1)	L, 87-58

### DECEMBER

2	JACKSONVILLE	W, 80-61
5	DUQUESNE	7 p.m.
9	ST. BONAVENTURE	2 p.m.
16	AMERICAN	2 p.m.
28	MARYLAND*	7 p.m.
31	at Indiana*	7 p.m.

### JANUARY

3	WISCONSIN*	7 p.m.
6	at Rutgers*	4 p.m.
12	ILLINOIS*	2 p.m.
17	OHIO STATE*	7 p.m.
20	at Maryland*	2 p.m.
24	at Wisconsin*	8 p.m.
27	RUTGERS*	2 p.m.
31	at Michigan State*	7 p.m.

### FEBRUARY

3	IOWA*	2 p.m.
6	at Ohio State*	7 p.m.
10	MICHIGAN*	2 p.m.
14	at Northwestern*	8 p.m.
17	at Minnesota*	2 p.m.
21	PURDUE*	7 p.m.
24	at Illinois*	4 p.m.

### MARCH

2	NEBRASKA*	3 p.m.
6-10	Big Ten Tournament	TBD

(1) Big Ten/ACC Challenge  
\* Big Ten Opponent  
HOME GAMES IN CAPS  
All times Eastern Standard Time

## PENN STATE LADY LIONS

(5-3, 0-0 BIG TEN)

VS.

## DUQUESNE DUKES

(3-3, 0-0 ATLANTIC 10)



VIDEO | BTN-Plus/BTN2GO

RADIO | Penn State Sports Network - 1390 AM - Jerry Fisher and Joe Putnam

ONLINE | Live Stats, live video and live audio available on GoPSUSports.com






## OPENING TIPS

- Penn State continues its five-game homestand with a Wednesday night tilt against Duquesne at the Bryce Jordan Center.
- The Lady Lions will be looking for their second-straight win after an 80-61 decision over Jacksonville Sunday.
- Penn State has five wins on the young season and the Lady Lions have erased at least a nine-point deficit in four of those five wins.
- Four Lady Lions are averaging double-digit points, led by Teniya Page's 20.4 ppg.

## IF PENN STATE BEATS DUQUESNE

- Penn State would move to 6-3 on the season and 5-2 at the Bryce Jordan Center.
- The Lady Lions would improve to 17-0 all-time against Duquesne.
- The Lady Lions would move to 32-8 in the Bryce Jordan Center dating back to the start of the 2016-17 season.

## LAST GAME STARTING LINEUP

	#1 Alisia Smith So./So.   F   6-3	PPG 12.4	RPG 9.0	APG 0.7	MPG 27.9
	#3 Karisma Ortiz Fr./Fr.   G   6-0	PPG 3.4	RPG 4.1	APG 2.5	MPG 26.9
	#4 Siyeh Frazier Jr./Jr.   G   5-9	PPG 11.5	RPG 4.8	APG 2.1	MPG 30.5
	#5 Kamaria McDaniel So./So.   G   5-10	PPG 11.1	RPG 3.1	APG 1.3	MPG 25.4
	#11 Teniya Page Sr./Sr.   G   5-7	PPG 20.4	RPG 3.8	APG 2.5	MPG 36.2

## STRATEGIC COMMUNICATIONS

WBB Primary Contact .....Chelsea Vielhauer  
Office Phone ..... 814-865-8139  
Cell Phone ..... 610-937-4035  
Email ..... cpv5026@psu.edu

### WBB Secondary Contacts

Nicole Praga ..... ncp42@psu.edu  
Will Rottler ..... wdr13@psu.edu  
Kevin Stoicovy ..... kjs5540@psu.edu

## LADY LION RESERVES

No.	Name	Pos.	Ht.	Cl./Elig.	PPG	RPG	APG	MPG
2	Amari Carter	G	5-8	Sr./Jr.	9.2	3.5	2.5	29.5
12	Kayleigh Semion	G	5-6	Sr./Sr.	0.0	0.4	0.4	4.4
22	Leah Knizner	G	5-9	Sr./Sr.	0.0	0.0	0.0	3.3
31	J. Travascio-Green	G	6-2	Jr./Jr.	n/a	n/a	n/a	n/a
33	Lauren Ebo	F	6-4	Fr./Fr.	3.3	4.0	0.1	18.0
34	Sarah McMurtry	G	5-6	Sr./Sr.	n/a	n/a	n/a	n/a
43	Bexley Wallace	F	6-3	Fr./Fr.	2.3	2.3	0.3	12.6

**Block Party**

- Penn State set a program record with its 15 blocks against Jacksonville on Dec. 2.
- The Lady Lions' 15 block shots bested the previous program record of 14. The 14 blocks were recorded three times in school history: vs. Purdue on Jan. 12, 2014, vs. Boston University on Jan. 22, 1982, and vs. Delaware on Feb. 15, 1980.
- Siyeh Frazier led the team with a career-high four blocks on the day.
- The 15 blocked shots were by far the most of any Big Ten team in a single game this season. Maryland recorded nine blocks in games on Nov. 9 and Nov. 14.
- The 15 blocks are the second most by any Division I team so far this season. South Carolina and New Mexico have both recorded 16 blocks in a single game this year.

**Focus On The Free Throw Line**

- The Lady Lions rank seventh in all of Division I (as of Dec. 3) with 135 made free throws on the season.
- Penn State ranks 26th nationally with a 77.1 (135-for-175) free throw shooting percentage.
- Sophomore Alisia Smith leads the Lady Lions with an 88.6 (31-for-35) free throw percentage.

**Tracking Teniya**

- Teniya Page, a 2018 Consensus Preseason All-Big Ten Selection, has proven to be one of the strongest guards in the Big Ten from the day she stepped on campus. The guard has collected All-Big Ten accolades in each of her first three years, earning first team honors as both a sophomore and junior. Page was named a WBCA All-America honorable mention selection in 2016-17 following her standout sophomore campaign.
- Page has totaled 1,752 career points, putting her just 248 points away from hitting the 2,000-point mark. She would become the sixth Lady Lion to reach the milestone if she hits the 2,000-point mark. With 29 regular-season games scheduled and at least one postseason contest guaranteed (Big Ten Tournament), Page will need to average 13.7 points per game this season to reach the milestone. She averaged 15.3 points per game as a freshman, 19.9 as a sophomore and 18.4 as a junior.
- Her 1,752 career points is tied for ninth all-time on the Penn State career scoring charts.
- With 34 points against Stony Brook on Nov. 25, Page now stands alone in second place for the most career 30-plus point games (8) in Lady Lion history. She was previously tied with Maggie Lucas (2011-14) at 7.
- The standout has already etched her names into several of Penn State's record books. Her 18.0 points per game career scoring average ranks No. 4 all-time. She is one of five Penn Staters with 1,500 career points and 300 career assists. She's averaged 35.4 minutes per game throughout her career, a mark that ranks second in the Lady Lion history books.

**Cardiac Kids**

- Penn State has rallied from nine-plus point deficits in four of its five wins this season.
- Penn State erased a 14-point fourth quarter deficit by outscoring Providence 23-9 in the final 10 minutes to claim a thrilling 76-74 victory in the season opener on Nov. 8.
- It marked the first time that Penn State rallied from a 15-point deficit to win in six years. The last time the Lady Lions erased a 15-point deficit was on Nov. 24, 2012 in an 85-73 win at Cal State Northridge. Penn State trailed by 17 with 5:52 left in the first half in that game.
- Penn State put together another gutsy comeback performance at Fordham on Nov. 14. The Lady Lions trailed by 12 with 8:19 to play in the second quarter, but outscored the Rams 34-11 in the second half en route to a 72-55 victory.
- PSU trailed Princeton 48-39 with 8:28 to play in regulation on Nov. 18. Penn State used a 24-15 run to force overtime before outscoring the Tigers 16-8 in the extra frame to earn the 79-71 OT victory.
- The Lady Lions did it once again on Nov. 21 against North Dakota. The Fighting Hawks held a 64-53 lead with 4:49 to play, but Penn State closed the game on a 22-4 run to erase the 11-point deficit and come back for a 75-68 victory.

**PENN STATE QUICK FACTS**

**University Information**

Location.....University Park, Pa.  
 Founded.....1855  
 Enrollment.....40,363 (undergrad)  
 46,270 (UP overall)  
 Nickname.....Lady Lions  
 School Colors.....Blue and White  
 Conference.....Big Ten  
 President.....Dr. Eric Barron  
 Director of Athletics.....Sandy Barbour  
 Senior Woman Administrator.....Charmelle Green  
 Deputy AD (WBB Administrator).....Lynn Holleran  
 Facility (Capacity).....Bryce Jordan Center (15,104)  
 All-Time Record at BJC.....258-80 (24-plus seasons)

**Basketball Staff**

Head Coach.....Coquese Washington  
 Notre Dame '92  
 Juris Doctorate - Notre Dame '97  
 Career Record: 202-154 (11-plus years)  
 Postseason Appearances - 7 (4 NCAA, 3WNIT)  
 Assistant Coach.....Itoro Coleman (Clemson '00)  
 Assistant Coach.....Tamika Jeter (Connecticut '02)  
 Assistant Coach.....Geoff Lanier (S. Conn. St. '92)  
 Director of Ops.....Ethan Gelfand (Wake Forest '06)  
 Video Coordinator.....Sean Sullivan (Iowa '15)  
 Strategic Specialist.....Jeanine Wasielewski  
 (Northwestern '91)  
 Dir. of Community Outreach.....Miriam Powell  
 (Gustavus Adolphus College '95)  
 Athletic Trainer.....Caren Walls (Penn State '04)  
 Strength Coach.....Brad Pantall (Penn State '96)  
 SID.....Chelsea Vielhauer (Penn State '13)

**Program History**

First Year of Women's Basketball.....1965  
 All-Time Record.....941-467 (54-plus seasons)  
 All-Time Big Ten Record.....268-162 (26 seasons)  
 NCAA Tournament App./Last.....25/2014  
 NCAA Tournament Record.....32-25  
 NCAA Regional App./Last.....13/2014  
 NCAA Final Four App./Last.....One/2000  
 Big Ten Reg. Season Championships.....Eight  
 Big Ten Tournament Championships.....Two

**Team Information**

2017-18 Record.....16-16  
 Home - 11-4  
 Away - 4-9  
 Neutral - 1-3  
 Big Ten Record (finish).....6-10 (11)  
 Home - 5-3  
 Away - 1-7  
 Letterwinners Returning/Lost.....10/2  
 Starters Returning/Lost.....4/1  
 Big Ten Tournament.....Second Round  
 Postseason.....WNIT First Round

**#BringTheRoar**

Penn State Athletics Twitter.....@GoPSUSports  
 Women's Basketball Twitter.....@PennStateWBB  
 Women's Basketball Instagram.....pennstateWBB  
 Women's Basketball Facebook.....Penn State Lady  
 Lion Basketball  
 Penn State Athletics Website.....gopsusports.com  
 Hashtags.....#BringTheRoar  
 #WeAre

**The Big 200**

- Head Coach Coquese Washington picked up her 200th career win with PSU’s 79-71 overtime victory against Princeton on Nov. 18.
- Over her 11-plus seasons on the Penn State sidelines, Washington has enjoyed three Big Ten regular-season championships and seven national postseason appearances, including four NCAA Tournament berths.
- Washington became the sixth active Big Ten women’s basketball coach to earn 200-plus victories at their current institution. She joined Iowa’s Lisa Bluder, Maryland’s Brenda Frese, Michigan State’s Suzy Merchant, Purdue’s Sharon Versyp, and Rutgers’ C. Vivian Stringer.

**Lady Lions On The Biggest Stage**

- Three former Lady Lions suited up in the 2018 WNBA playoffs as Penn State’s power was felt on the sport’s biggest stage.
- Alex Bentley (\*13) averaged 15.6 points per game in the WNBA Semifinals as her second-seeded Atlanta Dream team dropped a tight 3-2 series to the Washington Mystics.
- WNBA veteran Tanisha Wright (\*05) suited up for the Minnesota Lynx in their first-round action at the Los Angeles Sparks. Maggie Lucas (\*14) joined the Dallas Wings for the team’s first-round playoff game at Phoenix.
- Under head coach Coquese Washington, Penn State has seen four pupils drafted – Bentley, Tyra Grant, Nikki Greene and Lucas - and three more sign free agent contracts – Ariel Edwards, Kam Gissendanner and Zhaque Gray.
- Overall, Penn State has seen 15 Lady Lions selected in the WNBA Draft, including seven picked in the first 20 selections of the event.

**SCOUTING THE OPPOSITION**

**2018-19 DUQUESNE DUKES**

- Duquesne carries a 3-3 record into Wednesday’s matchup and will be playing their first game in a week when the Dukes travel to take on the Lady Lions.
- The Dukes are coming off back-to-back road wins at Kent State (77-72, Nov. 28) and Saint Francis Pa. (93-73, Nov. 25) in their most recent action.
- Duquesne’s other win this season came at home against Mount St. Mary’s (73-64) on Nov. 12.
- The Dukes are 2-3 in away games.
- No Dukes are averaging double-digit points, but five have contributed 7.7 or more points per game. Chassi Omogrosso leads the team with 9.5 points per game, while Kadri-Ann Lass follows with 9.2 per contest.

**AGAINST THE DUKES**

- Penn State and Duquesne will be meeting for the 17th time in program history, and the first since 2005.
- The Lady Lions are 16-0 all-time against the Dukes, and hold a 7-0 record against Duquesne when playing at home.
- The all-time series began in 1983.

**BY THE NUMBERS**

	<b>Penn State</b>	<b>Duquesne</b>
Scoring Offense	70.8	64.0
Scoring Defense	71.2	68.8
Scoring Margin	-0.5	-4.8
Field Goal Pct.	41.3	37.5
Field Goal Pct. Defense	40.9	44.4
Free Throw Pct.	77.1	69.6
3FG Made Per Game	4.6	5.2
3FG Pct.	28.2	26.7
3FG Pct. Defense	31.9	37.2
Rebounding	37.0	36.0
Rebounding Allowed	39.2	37.5
Rebounding Margin	-2.2	-1.5
Assists	11.9	13.5
Steals	9.1	8.8
Turnovers	18.0	13.7

**INSIDE THE SERIES**

Overall:	Penn State leads, 16-0
Last Meeting:	Nov. 22, 2005 - Penn State, 81-62
Current Streak:	Penn State, 16
Against Duquesne at Home:	7-0
Against Duquesne on the Road:	8-0
Neutral Locations Against Duquesne:	1-0
<b>Last Five Meetings:</b>	
Nov. 22, 2005 (Away)	Penn State, 81-62
Nov. 23, 2004 (Home)	Penn State, 71-55
Jan. 24, 1991 (Home)	Penn State, 95-42
Jan. 7, 1991 (Away)	Penn State, 93-52
Jan. 29, 1990 (Home)	Penn State, 115-67

### McDaniel Stepping Up

- Sophomore Kamaria McDaniel has stepped up in Penn State's last two games, turning in two of the best performances of her young career while senior guard Amari Carter has been out with a day-to-day injury.
- McDaniel scored a career-best 24 points at Florida State on Nov. 29. She followed that with 17 points in a win over Jacksonville on Dec. 2 with the help of a 4-for-6 showing from three-point range.

### Frazier Flourishing

- Junior Siyeh Frazier is off to a hot start this season. She's averaging 11.5 points per game. The Detroit native also leads the Big Ten and ranks 22nd nationally with 23 steals.
- Frazier contributed 7.4 points per game as a sophomore in 2017-18. She was named the Team's Defensive MVP at the conclusion of her sophomore season.
- Frazier has come in clutch in Penn State's five wins. She secured a steal in the final seconds that led to PSU's game-winning points in the 74-72 comeback win over Providence. She then contributed eight points and two steals in a 3:30 second-quarter stretch at Fordham to help the Lady Lions trim down a 12-point deficit. Frazier hit the game-tying free throws with 11 seconds to play and contributed six points to PSU's fourth-quarter rally against Princeton that helped the Lady Lions top the Tigers 79-71 in overtime. She scored five points and added two steals and two assists in Penn State's fourth-quarter push against North Dakota.

### No Sophomore Slump Here

- Sophomore Alisia Smith has burst onto the scene this season and is averaging 12.4 points and a team-best 9.0 rebounds per game.
- The forward has notched three double-doubles and scored in double figures in six of her seven appearances.
- She set a new career high with 17 points against North Dakota on Nov. 21.
- She averaged 5.2 points and 3.8 rebounds per game as a freshman.

### Rookies Ready To Roar

- Karisma Ortiz hails from Archbishop Mitty High School, which ranked as the No. 1 team in the nation by USA Today at the end of her senior year. The six-foot guard was ranked as the No. 54 prospect nationally by ESPN.com.
- Lauren Ebo and Bexley Wallace will add strong size to the post group, coming in at six-foot-four and six-foot-three, respectively. Ebo led her Riverdale Baptist team to an Independent School National Championship and Title IX Pat Summitt Division title as a senior.
- Wallace, who comes to Happy Valley from a suburb of Columbus, Ohio, guided Pickerington Central to a Division I State Championship as a senior and was also a part of the USA Basketball 16U squad that captured the bronze medal at the 2015 FIBA Championship. Wallace was ranked as the No. 91 prospect nationally and No. 16 forward in her class by Prospect Nation.

### iHola España!

- Penn State enjoyed a once in a lifetime experience this summer when the Lady Lions embarked on a 10-day tour of Spain. It marked the first foreign tour for the Lady Lions since a 2012 trip to Italy and France.
- Penn State spent time in the famous cities of Madrid, Valencia and Barcelona, while also playing three exhibition games against foreign competition. The Lady Lions went 2-1 on the trip with wins over CD CREF Madrid (108-81) and the Valencia All-Stars (87-80) and a narrow 76-70 loss to reigning Slovenian/Adriatic League Champion ZKK Cinkarna Celje.
- In addition to the valuable team bonding experience overseas, the Lady Lions were also granted 10 practices leading up to the trip per NCAA rules. The extra game and practice experience should prove crucial as Penn State gears up for the 2018-19 campaign.

### Among The NCAA's Elite

- The Lady Lions have collected 941 wins since the program's inception in 1965, an all-time win mark that ranks as the 18th-most in NCAA history. Penn State is one of only 16 schools with at least 25 NCAA Tournament appearances, joining Connecticut, Georgia, Iowa, Louisiana Tech, LSU, Maryland, North Carolina, Notre Dame, Ohio State, Old Dominion, Purdue, Stanford, Tennessee, Texas and Vanderbilt.

## MEDIA INFORMATION

### WASHINGTON AVAILABILITY

Coach Washington will be available at weekly media sessions, the next couple of which are listed below. Interview requests outside of these availabilities should be arranged through Chelsea Vielhauer in the Strategic Communications office.

Tues. Dec. 4 - 11 a.m. - BJC Main Arena  
Tues. Dec. 11 - TBD

### PLAYER INTERVIEWS

All student-athlete interviews must be arranged through Chelsea Vielhauer at least 72 hours in advance. Players will generally be available on a weekly basis throughout the season, in conjunction with head coach Coquese Washington's weekly availability. Interviews will not be granted on game day prior to tip-off. Player phone numbers will not be released. Following games, requested Penn State student-athletes will be brought to the postgame media interview room. The Penn State locker room is closed.

### CREDENTIALS

Single game and season press credentials are issued to accredited members of the working media only. Requests for credentials should be directed to Chelsea Vielhauer at least one week in advance of each game. Press credentials can be picked up at Media Will Call, which is located at the Media/Team entrance, on the south side of the Bryce Jordan Center, across from the Penn State Lacrosse Complex.

### PHOTOGRAPHERS

A photo pass must be issued to gain access courtside in the Bryce Jordan Center. Please contact Chelsea Vielhauer one week in advance for photo passes. Courtside photographers must follow NCAA guidelines, which prohibit entry to the bench areas and the stands, and must remain seated at all times.

### RADIO NETWORKS

The Penn State Sports Network originates from the first row of Booth C23 in the press area. Visiting radio stations are located on the first row of Booth C22 in the press area. Visiting radio is provided Ethernet, POTS and ISDN connections.

### PRESS ROW SEATING

The press seating area is located atop section 122 and 123 of the Bryce Jordan Center. Please allow several minutes when taking the elevator to the press room or media seating areas.

### GAME NOTES

Game notes will be provided at least 24 hours in advance of each game. Penn State, Big Ten and opposing team game notes will be available in the Media Room two hours prior to each game. If you would like to receive game notes via email, please contact Chelsea Vielhauer in the Strategic Communications office.



NATIONAL POLLS - WEEK 5

AP TOP 25

Rank	Team	Record	Pts.	Prev.
1.	UConn (31)	7-0	775	2
2.	Notre Dame	7-1	719	1
3.	Oregon	7-0	707	3
4.	Baylor	7-0	689	4
5.	Louisville	8-0	661	5
6.	Mississippi State	8-0	622	6
<b>7.</b>	<b>Maryland</b>	<b>8-0</b>	<b>587</b>	<b>7</b>
8.	Oregon State	6-1	549	9
9.	Tennessee	6-0	524	11
10.	NC State	8-0	473	13
11.	Stanford	6-1	446	8
12.	Texas	7-1	438	10
<b>13.</b>	<b>California</b>	<b>7-0</b>	<b>362</b>	<b>15</b>
<b>14.</b>	<b>Minnesota</b>	<b>7-0</b>	<b>357</b>	<b>20</b>
15.	Syracuse	7-2	330	12
<b>16.</b>	<b>Iowa</b>	<b>5-2</b>	<b>303</b>	<b>14</b>
17.	Arizona State	5-2	222	19
18.	Marquette	6-1	195	22
19.	Kentucky	8-0	194	25
20.	DePaul	4-3	177	16
21.	Drake	7-1	157	24
22.	South Carolina	4-4	113	18
23.	Missouri	6-2	95	RV
24.	Gonzaga	8-1	93	RV
25.	Miami	7-2	68	21

**Receiving Votes:** Texas A&M (57), Iowa State (37), South Florida (24), **Florida State (20)**, Virginia Tech (20), West Virginia (16), Georgia (14), South Dakota (7), USC (5), **Indiana (5)**, **Michigan State (3)**, **Purdue (2)**, **Northwestern (2)**

USA TODAY COACHES POLL

Rank	Team	Record	Pts.
1.	UConn (31)	7-0	775
2.	Notre Dame	7-1	722
3.	Oregon	7-0	707
4.	Louisville	8-0	678
5.	Baylor	7-0	660
6.	Mississippi State	8-0	627
<b>7.</b>	<b>Maryland</b>	<b>8-0</b>	<b>583</b>
8.	Oregon State	6-1	555
9.	Tennessee	6-0	512
10.	NC State	8-0	473
11.	Stanford	6-1	471
12.	Texas	7-1	459
<b>13.</b>	<b>California</b>	<b>7-0</b>	<b>319</b>
14.	Syracuse	7-2	310
15.	Marquette	6-1	291
<b>16.</b>	<b>Iowa</b>	<b>5-2</b>	<b>279</b>
17.	DePaul	5-3	245
<b>18.</b>	<b>Minnesota</b>	<b>7-0</b>	<b>217</b>
19.	Kentucky	8-0	200
19.	Arizona State	5-2	200
21.	Drake	7-1	182
22.	Gonzaga	8-1	99
23.	Miami	7-2	83
24.	South Carolina	4-4	77
25.	Missouri	6-2	63

**Receiving Votes:** Iowa State (54), USC (45), Texas A&M (45), **Florida State (34)**, South Florida (31), West Virginia (25), Virginia Tech (16), Kansas (12), **Michigan (8)**, South Dakota (5), UAB (4), South Alabama (2)

\*Bold denotes 2018-19 opponent

2018-19 AWARDS AND HONORS

Teniya Page

- Senior CLASS Award Final 30 Candidate
- Consensus Preseason All-Big Ten
- Anne Meyers Drysdale Award 20-person Preseason Watch List - Honors nation's top shooting guard

MISCELLANEOUS STATISTICS

Games Led Penn State in Scoring

Page.....	4
Carter.....	1
Frazier.....	1
McDaniel.....	1
Smith.....	1

Games Led Penn State in Rebounds\*

Smith.....	6
Breen.....	1
Frazier.....	1
Ortiz.....	1

Games Led Penn State in Assists\*

Page.....	4
Ortiz.....	3
Carter.....	2
Frazier.....	1
McDaniel.....	1

Games Double-Figure Scoring

Page.....	8
Frazier.....	6
Smith.....	6
McDaniel.....	4
Carter.....	3

Games With 20 or more Points

Page.....	4
McDaniel.....	1

Games With 10 or more Rebounds

Smith.....	3
------------	---

Games With 5 or more Assists

Ortiz.....	1
------------	---

Double-Doubles

Smith.....	3
------------	---

\*includes tied for team lead

**PENN STATE WHEN...**

**LADY LIONS...**

Played at home	4-2	<b>By Time</b>	
Played on the road	1-1	Day Game (before 5 p.m. local)	3-2
Played at a neutral location	0-0	Night Game	2-1
vs. Top 10 teams	0-0	<b>By Month</b>	
vs. Top 25 teams	0-1	November	4-3
		December	1-0
Games decided by 3 points or less	1-0	January	0-0
Games decided by 4-10 points	2-0	February	0-0
Games decided by 11-19 points	2-2	March	0-0
Games decided by 20 points or more	0-1	<b>By Day</b>	
Led at the half	3-0	Sunday	2-2
Trailed at the half	2-3	Monday	0-0
Was tied at the half	0-0	Tuesday	0-0
Went to overtime	0-0	Wednesday	2-0
Went to double overtime	0-0	Thursday	1-1
		Friday	0-0
Scored 90 or more points	0-0	Saturday	0-0
Scored 80-89 points	1-0	<b>Vs. The Conferences</b>	
Scored 70-79 points	4-1	ACC	0-1
Scored 60-69 points	0-0	America East	0-1
Scored 50-59 points	0-2	Atlantic 10	1-0
Scored fewer than 50 points	0-0	Atlantic Sun	1-0
Allowed 90 or more points	0-0	Big East	1-0
Allowed 80-89	0-2	Big Ten	0-0
Allowed 70-79	2-1	Ivy League	1-0
Allowed 60-69	2-0	PAC-12	0-1
Allowed 50-59	1-0	Patriot League	0-0
Allowed fewer than 50 points	0-0	Summit League	1-0
Shot 50% or more	0-0		
Shot 40-49%	4-2		
Shot 30-39%	1-0		
Shot under 30%	0-1		
Allowed 50% or more	1-1		
Allowed 40-49%	1-2		
Allowed 30-39%	3-0		
Allowed under 30%	0-0		
Shot better from the field	3-1		
Shot same/worse from the field	2-2		
Shot better from the FT line	4-2		
Shot same/worse from the FT line	1-1		
Outrebounded opponents	2-0		
Was outrebounded	3-3		
Tied opponent in rebounding	0-0		
Committed fewer turnovers	3-1		
Committed more turnovers	2-2		
Turnovers are even	0-0		
Committed 15 or more turnovers	3-3		
Committed 14 or less turnovers	1-0		
Records 7 or more steals	5-2		
Records 6 or less steals	0-1		
PSU wins the tip	2-1		
Opponent wins the tip	3-2		

**BIG TEN STANDINGS**

(as of Nov. 30)

	Big Ten		Overall	
	W-L	Pct.	W-L	Pct.
Maryland	0-0	.000	8-0	1.00
Indiana	0-0	.000	7-0	1.00
Minnesota	0-0	.000	7-0	1.00
Michigan St.	0-0	.000	6-1	.857
Northwestern	0-0	.000	5-1	.833
Purdue	0-0	.000	6-2	.750
Wisconsin	0-0	.000	6-2	.750
Illinois	0-0	.000	5-2	.714
Iowa	0-0	.000	5-2	.714
Penn State	0-0	.000	5-3	.625
Michigan	0-0	.000	5-3	.625
Rutgers	0-0	.000	5-3	.625
Ohio State	0-0	.000	3-2	.600
Nebraska	0-0	.000	2-5	.286



**This Week Around the BIG**

**Wednesday, Dec. 5**

Incarinate Word at Minnesota	1 p.m.
Butler at Indiana	7 p.m.
Michigan State at Oakland	7 p.m.
Purdue at Ohio	7 p.m.
Northwestern at DePaul	8 p.m.
Indiana State at Illinois	8 p.m.
Kansas at Nebraska	8 p.m.
Iowa State at Iowa	9 p.m.
Ohio State at Washington	11 p.m.

**Thursday, Dec. 6**

LIU Brooklyn at Michigan	7 p.m.
--------------------------	--------

**BIG Media Services**

**Big Ten Weekly Release/Statistics**

The Big Ten Conference women's basketball release, with standings and statistics, is available at [www.bigten.org](http://www.bigten.org).

**Big Ten Player of the Week**

The Big Ten Conference announced Players of the Week every Monday during the regular season.

**Big Ten Tournament**

The 2018 Big Ten Women's Basketball Tournament is scheduled for Feb. 28-March 4 at Bankers Life Fieldhouse in Indianapolis, Ind. For media credential information, contact the Big Ten Conference office at (847) 696-1010 ext. 146.

2018-19 Penn State Women's Basketball Roster

No.	Name	Class/Elg.	Pos.	Ht.		Hometown High School
1	Alisia Smith	So./So.	F	6-3	Lansing, Mich.	Waverly
2	Amari Carter	Sr./Jr.	G	5-8	Washington D.C.	St. John's College
3	Karisma Ortiz	Fr./Fr.	G	6-0	San Jose, Calif.	Archbishop Mitty
4	Siyeh Frazier	Jr./Jr.	G	5-9	Detroit, Mich.	Renaissance
5	Kamaria McDaniel	So./So.	G	5-10	Inkster, Mich.	Dearborn Heights Robichaud
11	Teniya Page	Sr./Sr.	G	5-7	Chicago, Ill.	Marian Catholic
12	Kayleigh Semion	Sr./Sr.	G	5-6	Dunmore, Pa.	Dunmore
22	Leah Knizner	Sr./Sr.	G	5-9	Greensburg, Pa.	Hempfield Area
31	Jaida Travascio-Green	Jr./Jr.	G	6-2	Lisle, Ill.	Downers Grove North
33	Lauren Ebo	Fr./Fr.	F	6-4	Washington D.C.	Riverdale Baptist
34	Sarah McMurtry	Sr./Sr.	G	5-6	Pittsburgh, Pa.	Upper St. Clair
43	Bexley Wallace	Fr./Fr.	F	6-3	Pickerington, Ohio	Pickerington Central

**Head Coach:** Coquese Washington (Notre Dame '92, Juris Doctorate Notre Dame '97), 12th season

**Assistant Coach:** Itoro Coleman (Clemson '00), 8th season

**Assistant Coach:** Tamika Jeter (Connecticut '02), 3rd season

**Assistant Coach:** Geoff Lanier (Southern Connecticut State '92), 1st season

**Director of Basketball Operations:** Ethan Gelfand (Wake Forest '06), 8th season

**Director of Scouting and Technology Operations:** Sean Sullivan (Iowa '15), 2nd season

**Strategic Specialist:** Jeanine Wasielewski (Northwestern '91), 2nd season

**Director of Community Outreach:** Miriam Powell (Gustavus Adolphus College '95), 3rd season

**Athletic Trainer:** Caren Walls (Penn State '04), 2nd season

**Performance Enhancement Coach:** Brad Pantall (Penn State '96), 13th season

**PRONUNCIATIONS:**

Amari Carter	Uh-mar-E	Kayleigh Semion	Simm-ee-in
Lauren Ebo	EE-bo	Alisia Smith	Uh-lee-see-uh
Siyeh Frazier	sigh-uh Frasier	Jaida Travascio-Green	jay-duh truh-VOSS-ee-o
Leah Knizner	KIZZ-ner	Coquese Washington	ko-KWEES
Kamaria McDaniel	Kuh-mar-E-uh	Itoro Coleman	E-tore-uh
Karisma Ortiz	Charisma	Tamika Jeter	Jet-ur
Teniya Page	tuh-NYE-uh	Geoff Lanier	Jeff Lan-yer



THE LAST TIME...

SCORING

Player scored 20 points: Teniya Page (27); Jacksonville, 12/2/18  
 Player scored 25 points: Teniya Page (27); Jacksonville, 12/2/18  
 Player scored 30 points: Teniya Page (34); Stony Brook, 11/25/18  
 Player scored 35 points: Teniya Page (38); vs. Illinois, 2/28/18  
 Player scored 40 points: Kelly Mazzante (49); Minnesota, 12/28/01  
 Two players w/ 20 points: Amari Carter (21) & Jaida Travascio-Green (20); at Wisconsin, 1/14/18  
 Three players w/ 20 pts.: Spann (22), Moore (21), Mitchell (20); Wagner, 12/7/14  
 Two players w/ 25 points: Teniya Page (27) & Brianna Banks (25); Northwestern, 12/31/15  
 Player scored 25 points/3 consecutive games: Maggie Lucas  
 32, at Indiana, 2/13/14; 25 Wisconsin, 2/16/14; 26, Northwestern, 2/20/14

Five in double figures: Providence, 11/8/18  
 Amari Carter (15), Teniya Page (13), Alisia Smith (13), Kamaria McDaniel (12), Siyeh Frazier (10)  
 Six in double figures: at Oakland, 11/10/10  
 Alex Bentley (15), Ariel Edwards(16), Zhaque Gray (16), Maggie Lucas (13), Mia Nickson (10), Gizelle Studevent (10), Julia Trogele(10)  
 Seven in double figures: at Oakland, 11/18/10  
 Alex Bentley (15), Ariel Edwards (16), Zhaque Gray (16), Maggie Lucas (13), Mia Nickson (10), Gizelle Studevent (10), Julia Trogele(10)

PSU scored 50 points in a half: 50 (2nd); vs. Illinois, 2/28/18  
 PSU scored 55 points in a half: 64 (1st); Saint Peter's, 11/13/16  
 PSU scored 60 points in a half: 64 (1st); Saint Peter's, 11/13/16  
 PSU scored 50 points in both halves: 55 (1st) & 62 (2nd); St. Francis (Pa.), 11/8/13  
 PSU scored 55 points in both halves: 55 (1st) & 62 (2nd); St. Francis (Pa.), 11/8/13  
 PSU scored fewer than 20 points in a half: 17 (1st); Virginia Tech, 3/23/17  
 PSU scored fewer than 15 points in a half: 14 (1st); at Maryland, 2/23/14  
 PSU scored 100 points: 106; Saint Peter's, 11/13/16  
 PSU scored 100 points in Big Ten game: 101; Illinois, 2/15/01  
 PSU scored 100 points in a home game: 106; Saint Peter's, 11/13/16  
 PSU scored fewer than 50 points in a game: 48; vs. Michigan, 3/1/18  
 PSU scored fewer than 50 points in a Big Ten game: 45; at Rutgers, 12/31/16  
 PSU scored fewer than 40 points in a game: 34; at Maryland, 2/23/14

OPP scored 50 points in a half: 55; at Minnesota, 2/11/18  
 OPP scored 100 points: 101; at Minnesota, 2/11/18  
 OPP scored 100 points in Big Ten game: 101; at Minnesota, 2/11/18  
 OPP scored fewer than 50 points in a game: 48; at Pittsburgh, 12/17/17  
 OPP scored fewer than 50 points in a Big Ten game: 46; Wisconsin, 1/16/17  
 OPP scored 40 or fewer points in a game: 40; Wisconsin, 1/17/13  
 OPP scored 30 or fewer points in a game: 28; Virginia Tech, 12/6/11  
 OPP scored 20 or fewer points in a game: 16; at Fairleigh Dickinson, 3/6/71

FIELD GOAL SHOOTING

Player made every shot from the field (min. 7): Amanda Brown (8-8); Michigan State, 1/25/07  
 PSU shot 55% or better in a game: .558; Fordham, 12/6/17  
 PSU shot 55% or better in consecutive games: .682; vs. Northwestern, 3/2/96 & .585; vs. Ohio State, 3/3/96  
 PSU shot 60% in a game: .611; Illinois, 2/20/13  
 PSU shot below 30% in a game: .292; #24 Cal, 11/11/18  
 PSU shot below 25% in a game: .224; vs. Michigan State, 3/9/13  
 PSU shot below 35% in a game and won: .288; Wake Forest, 11/30/17  
 PSU shot below 30% in a game and won: .288; Wake Forest, 11/30/17  
 PSU shot 70% in a half: .714 (2nd); Virginia Tech, 12/6/11  
 PSU shot 65% in a half: .680 (2nd); at Georgetown, 12/8/13  
 PSU shot 60% in a half: .615 (2nd); Michigan, 2/26/17  
 PSU shot 55% in a half: .560 (1st); at Florida State, 11/29/18  
 PSU shot 55% in both halves: .586 (1st) & .640 (2nd); Illinois, 2/20/13  
 PSU shot below 25% in a half: .241 (2nd); at Michigan State, 2/22/17  
 PSU shot below 20% in a half: .181 (2nd); Wake Forest, 11/30/17

THREE-POINT SHOOTING

Player made every shot from the field (min. 4): Kaliyah Mitchell (4-4); at Holy Cross, 12/7/16  
 Player made 5 three-pointers in a game: Teniya Page (5-9); Jacksonville, 12/2/18  
 Player made 6 three-pointers in a game: Jaida Travascio-Green (6); at Wisconsin, 1/14/18  
 Player made 7 three-pointers in a game: Jaida Travascio-Green (7); Drexel, 11/12/17  
 Player made 8 three-pointers in a game: Maggie Lucas (8); at Nebraska, 3/3/13  
 Player made 4 three-pointers in a half: Teniya Page (5, 2nd); Jacksonville, 12/2/18  
 Player made 5 three-pointers in a half: Teniya Page (5, 2nd); Jacksonville, 12/2/18  
 Player made 6 three-pointers in a half: Jaida Travascio-Green (6, 2nd); Drexel, 11/12/17  
 Player attempted 10 three-pointers in a game: Jaida Travascio-Green (10); at Ohio State, 1/31/18  
 PSU made 10 three-pointers: 12, at Wisconsin, 1/14/18  
 PSU did not make a three-pointer: at Maryland (0-5), 2/23/15  
 PSU attempted 20 three-pointers: 20, Jacksonville, 12/2/18  
 PSU attempted 25 three-pointers: 28, at Wisconsin, 1/14/18  
 PSU attempted 30 three-pointers: 30, vs. Kansas State, 11/25/17  
 PSU shot 60% 3FG (min. 5 att.): .636 (7-11); at Northwestern, 2/17/16

FREE THROW SHOOTING

Player made every shot from FT line (min. 10): Alisia Smith (10-10); Princeton, 11/18/18  
 PSU shot 90% (min. 10 att.): .905 (19-21); Northwestern, 2/14/18  
 PSU shot below 50% (min. 10 att.): .333 (4-12); at Maryland, 2/23/15  
 PSU made 30 free throws: 37; St. Francis (Pa.), 11/8/13  
 PSU made fewer than five FTs: 3; at Wisconsin, 1/14/18  
 PSU attempted 40 free throws: 40; USF, 12/21/17  
 PSU attempted fewer than five FTs: 4; at Wisconsin, 1/10/16

REBOUNDS

Player had 15 rebounds: De'Janae Boykin (19); Drexel, 11/12/17  
 Player had 20 rebounds: Nikki Greene (20); at Cal State Northridge, 11/24/12  
 Two players w/ 10-plus rebounds: at American, 12/20/17; Teniya Page (13), Alisia Smith (10)  
 Three players w/ 10-plus rebounds: Northwestern, 12/31/15; Candice Agee (13), Peyton Whitted (13), Kaliyah Mitchell (11)  
 PSU had 60 rebounds: 62; Northwestern, 12/31/15  
 PSU had 50 rebounds: 52; Drexel, 11/12/17  
 PSU had 20 or fewer rebounds: 20; at Purdue, 1/28/18  
 PSU had 25 offensive rebounds: 25; vs. Minnesota, 3/2/17  
 PSU had 20 offensive rebounds: 21; Illinois, 1/23/18  
 OPP had 20 or fewer rebounds: 20; at Indiana, 2/13/11

BLOCKED SHOTS

Player blocked 5 shots: Jaylen Williams (6); vs. Michigan, 3/1/18  
 Player blocked 6 shots: Jaylen Williams (6); vs. Michigan, 3/1/18  
 Player blocked 7 shots: Talia East (7); Purdue, 1/12/14  
 PSU blocked 10 shots: 15, Jacksonville, 12/2/18  
 PSU blocked 0 shots: at Iowa, 2/8/18

ASSISTS

Player had 10 assists: Dara Taylor (10); Minnesota, 1/26/14  
 Player had 15 assists: Alex Bentley (15); North Carolina, 11/30/11  
 Player had 10 assists/consecutive games: Helen Darling  
 at LaSalle, 12/8/99 (12), vs. Auburn, 12/11/99 (11), vs. Clemson, 12/19/99 (10)  
 PSU has 20 assists: 21; Drexel, 11/12/17  
 PSU had 25 assists: 28; Saint Peter's, 11/13/16  
 PSU had 30 assists: 32; St. Francis (Pa.), 12/2/99  
 PSU had fewer than 10 assists: 5; at Florida State, 11/29/18  
 PSU had fewer than 5 assists: 4; at St. Bonaventure, 12/12/15

STEALS

Player had 7 steals: Siyeh Frazier (8); Siena, 11/10/17  
 Player had 8 steals: Siyeh Frazier (8); Siena, 11/10/17  
 PSU had 20 steals: 21; Bucknell, 12/28/10

TURNOVERS

PSU committed 20 or more: 22; Stony Brook, 11/25/18  
 PSU committed 30 or more: 38; Rutgers, 1/10/15  
 PSU committed 20 or more and won: 21; Princeton, 11/18/18  
 PSU committed 10 or fewer: 6; vs. Illinois, 2/28/18  
 PSU committed 10 or fewer in consecutive games: Illinois (9), 1/23/18; at Purdue (7), 1/28/18  
 PSU committed 10 or fewer in three-straight games: Wisconsin (6), 1/16/17; Nebraska (10), 1/19/17; at Indiana (10), 1/23/17  
 OPP committed 25 or more: 25; Siena, 11/10/17

DOUBLE-DOUBLES

Points & rebounds: Alisia Smith (11 p, 14 r); Jacksonville, 12/2/18  
 Points & rebounds/consecutive games: Kaliyah Mitchell  
 Akron, 11/16/16 (17 p, 12 r), Tennessee, 11/20/16 (12 p, 11 r)  
 Points & rebounds/3 consecutive games: Amanda Brown  
 at Northwestern, 2/11/07 (19 p, 17 r), Minnesota, 2/15/07 (14 p, 10 r), at Iowa, 2/18/07 (14 p, 11 r)  
 Points & rebounds/4 consecutive games: Angie Potthoff  
 vs. Northwestern, 1/31/97; at Illinois, 2/2/97; Michigan, 2/7/97; Indiana, 2/9/97; Iowa, 2/16/97;  
 Michigan State, 2/21/97  
 Points & rebounds/5 consecutive games: Angie Potthoff  
 vs. Northwestern, 1/31/97; at Illinois, 2/2/97; Michigan, 2/7/97; Indiana, 2/9/97; Iowa, 2/16/97;  
 Michigan State, 2/21/97  
 Points & assists: Dara Taylor (15 p, 10 a); Minnesota, 1/26/14  
 Points & assists/consecutive games: Helen Darling  
 at La Salle, 12/8/99 (12 p, 12 a), vs. Auburn, 12/11/99 (10 p, 11 a)  
 Two players had double-doubles: at American, 12/20/17  
 Teniya Page (19 p, 13 r), Alisia Smith (10 p, 10 r)  
 Three players had double-doubles: Ohio State, 2/20/12  
 Nikki Greene (25 p, 15 r), Mia Nickson (18 p, 15 r), Maggie Lucas (12 p, 10 r)  
 15 points & 15 rebounds: Peyton Whitted (17 p, 16 r); at Tennessee, 11/18/15  
 20 points and 10 rebounds: Peyton Whitted (22 p, 11 r); Holy Cross, 11/13/15



THE LAST TIME...

MARGIN OF VICTORY

PSU won by 20-30 points: vs. Illinois (26), 2/28/18  
 PSU won by 31-40 points: Manhattan (32), 12/3/17  
 PSU won by 41-50 points: Saint Peter's (56), 11/3/16  
 PSU won by 51+ points: Saint Peter's (56), 11/3/16

PSU won by 20-29 points in a Big Ten game: Ohio State (20), 2/9/14  
 PSU won by 30-39 points in a Big Ten game: Wisconsin (30), 1/16/17  
 PSU won by 40+ points in a Big Ten game: Wisconsin (44), 1/17/13  
 PSU won consecutive Big Ten games by 20+ pts.:  
 Wisconsin (44), 1/17/13; Nebraska (22), 1/13/13; at Michigan State (21), 1/6/13

PSU lost by 20-29 points: at Florida State (29), 11/29/18  
 PSU lost by 30+ points: at Minnesota (33), 2/11/18  
 PSU lost by 20-29 points in a Big Ten game: Ohio State (25), 2/25/18  
 PSU lost by 30+ points in a Big Ten game: at Minnesota (33), 2/11/18

MISCELLANEOUS

Led PSU in points/rebounds/assists: Teniya Page (19 pts., 13 rebs., 3 assts.); at American, 12/20/17  
 Scored game-winning points w/ less than 10 seconds: Sam Breen; Providence, 11/8/18  
 Tied 72-72; Hit 2-of-2 FTs with 0.4 seconds remaining  
 Hit game-winning field goal w/ less than 10 seconds: Julia Trogele; at Illinois, 1/27/11  
 Tied 65-65; Layup w/ :09.1 remaining

Player played every minute: Teniya Page (40); Stony Brook, 11/25/18  
 Player played more than 40 minutes: Teniya Page (44) and Amari Carter (42); vs. Princeton, 11/18/18  
 Minnesota (6), 1/10/18  
 at USF (30), 12/6/15  
 North Dakota, 11/21/18  
 Down 11 at 4:49 in 4th quarter -- won 75-68  
 Providence, 11/8/18  
 Down 15 at 2:30 in 3rd quarter -- won 74-72  
 at American, 12/20/17

Committed 10 or fewer fouls:  
 Committed 30 or more fouls:  
 PSU rallied from a 10-pt. deficit to win:  
 PSU rallied from a 15-pt. deficit to win:  
 OPP rallied from a 10-pt. deficit to beat PSU:  
 OPP rallied from a 15-pt. deficit to beat PSU:  
 PSU had a 5-game winning streak:  
 PSU had a 10-game winning streak:  
 PSU had a 5-game losing streak:  
 PSU went undefeated at home:  
 PSU sold out the BJC:

PSU led by 11 at 4:12 in 3rd quarter -- AU won 75-66  
 at Michigan State, 2/22/17  
 PSU led by 19 at 7:55 in 3rd quarter -- MSU won 73-64  
 11/10/17-11/20/17 (Five Games)  
 12/9/12 - 1/27/13 (11 Games)  
 1/3/16-1/17/16 (Five Games)  
 14-0; 2012-13 season  
 Purdue, 2/29/04

CAREER RECORD WATCH

CAREER SCORING (GAMES)

1.	2,919	Kelly Mazzante (133), 2001-04
2.	2,510	Maggie Lucas (132), 2011-14
3.	2,253	Susan Robinson (122), 1989-92
...		
6.	1,995	Tanisha Wright (134), 2001-05
7.	1,897	Suzie McConnell (128), 1984-88
8.	1,789	Alex Bentley (131), 2009-13
9.	<b>1,752</b>	<b>Teniya Page, 2015-present</b>
10.	1,725	Angie Potthoff (111), 1992-97
11.	1,663	Lisa Shepherd (128), 1998-2001
12.	1,619	Andrea Garner (126), 1997-2000

CAREER FIELD GOALS MADE

1.	1,051	Kelly Mazzante (133), 2001-04
2.	866	Susan Robinson (122), 1989-92
3.	799	Maggie Lucas (132), 2011-14
...		
11.	660	Andrea Garner (126), 1996-00
12.	598	Vicki Link (123), 1983-87
13.	<b>591</b>	<b>Teniya Page, 2015-present</b>
14.	583	Tanya Garner (117), 1987-91
15.	544	Louise Leimkuhler (124), 1979-83
16.	542	Kathy Phillips (121), 1989-92
17.	540	Katina Mack (121), 1992, 94-96

CAREER THREE-POINT FIELD GOALS MADE

1.	365	Maggie Lucas (132), 2011-14
2.	357	Kelly Mazzante (133), 2001-04
3.	230	Lisa Shepherd (128), 1998-2001
4.	191	Jess Strom (133), 2002-05
5.	179	Tyra Grant (122), 2007-10
6.	175	Tiffany Longworth (122), 1994-97
7.	<b>149</b>	<b>Teniya Page, 2015-present</b>
7.	149	Zhaque Gray (126), 2009-12
8.	143	Lindsey Spann (89), 2015-17
10.	124	Tina Nicholson (124), 1993-96
11.	120	Brianne O'Rourke (120), 2006-09
12.	118	Tanya Garner (114), 1988-91
13.	<b>117</b>	<b>J. Travascio-Green, 2016-present</b>
13.	117	Jess Brungo (133), 2001-04
15.	115	Chrissy Falcone (93), 1998-2000
16.	113	Lynn Dougherty (118), 1989-92
17.	97	Dana Eikenberg (122), 1989-92
18.	87	Alex Bentley (131), 2010-13
19.	85	Adrienne Squire (63), 2005-07
20.	83	Jackie Donovan (111), 1991-94
21.	<b>82</b>	<b>Amari Carter, 2015-present</b>
22.	79	Jennifer Brenden (104), 2002-05

CAREER SCORING AVERAGE (MIN. 50 GAMES)

1.	21.9	Kelly Mazzante (133), 2001-04
2.	19.0	Maggie Lucas (132), 2011-14
3.	18.5	Susan Robinson (122), 1989-92
4.	<b>18.1</b>	<b>Teniya Page, 2015-present</b>
5.	17.4	Carol Walderman (74), 1981-83
6.	16.8	Tyra Grant (122), 2007-10
7.	16.1	Kahadeejah Herbert (126), 1982-85
8.	15.5	Angie Potthoff (111), 1993-97
9.	14.9	Tanisha Wright (134), 2002-05
10.	14.8	Suzie McConnell (128), 1985-88
...		
25.	11.0	Jess Strom (133), 2002-05
27.	<b>10.7</b>	<b>Amari Carter, 2015-present</b>
27.	10.7	Sue Martin (106), 1977-80
27.	10.7	Kathy Phillips (121), 1989-92

CAREER ASSISTS

1.	1,307	Suzie McConnell (128), 1984-88
2.	826	Tina Nicholson (124), 1993-96
3.	791	Helen Darling (126), 1997-2000
...		
12.	379	Corinne Gulas (63), 1980-81
13.	<b>338</b>	<b>Teniya Page, 2016-present</b>
14.	323	Tiffany Longworth (122), 1994-97
15.	318	Carol Walderman (74), 1981-83
16.	286	Maggie Lucas (132), 2011-14
17.	277	Joanie O'Brien (117), 1983-86
18.	<b>265</b>	<b>Amari Carter, 2015-present</b>
19.	263	Lisa Sheperd (128), 1998-01
20.	262	Dara Taylor (64), 2013-14

# COQUESE WASHINGTON

**Head Coach - 12th Season**

**Overall Record: 202-154**

**7 National Postseason Tournament Appearances in 11 Years**

Upon arriving on the University Park campus as the fifth head coach in Penn State women's history - and first female African-American head coach in Penn State history - Coquese Washington quickly returned the program to national prominence with her up-tempo, aggressive style of play. Entering her 12th season on the sideline in Happy Valley, her passion for creating a winning culture, predicated on innovative coaching techniques, tireless recruiting, cultivating meaningful relationships with student-athletes and an unmatched enthusiasm for teaching the game she loves, Washington is in the conversation as one of the nation's top head coaches.

Washington has seen success at every level of basketball and in every role she has filled on the sidelines. She became the first player at Flint Central High School to earn a starting position all four seasons and helped her squad to the program's first Saginaw Valley League and district championships, while earning all-state honors on two occasions.

She went on to earn four varsity letters at the University of Notre Dame, leading the team in steals four times and assists on three occasions, before moving on to professional basketball where she was a member of the 2000 WNBA Champion Houston Comets squad.

On the sidelines, she has appeared in the postseason 15 times, with 12 of those being NCAA Tournament appearances. She helped the Lady Lions to four-straight berths in the NCAA Tournament - including a pair of Sweet Sixteen appearances - and was an assistant coach on Notre Dame's 2001 NCAA National Championship team. Her three-straight Big Ten Championships make her one of just four coaches in Big Ten history with three-or-more consecutive Big Ten regular-season championships (Jim Foster, Ohio State; C. Vivian Stringer, Iowa & Tara VanDerveer, Ohio State), taking home outright crowns in 2012 and 2013, while sharing the 2014 title.

## **Growing the Game**

Washington is currently serving on the WBCA Board of Directors and held the role of President from 2015-17 with the organization that is tasked with solving issues, preserving the history and growing the game of women's basketball. She was also the Vice President/President-Elect from 2013-15.

Her service to the game also includes time with USA Basketball, the Kay Yow Cancer Fund and the NCAA Women's Basketball Issues Committee. She won a gold medal with Team USA in Kazan, Russia at the 2013 World University Games and served on the USA Basketball Women's Junior National Committee from 2009-12. Her work with the Kay Yow Cancer Fund Board of Directors ran from 2012-15 and she served five years on the NCAA Women's Basketball Issues Committee.

Of her many accomplishments, Washington was the founding President of the WNBA Players Association in 1999 and was a primary force in negotiating the association's first two collective bargaining agreements.

## **Dancing Shoes**

In 19 years as a collegiate coach, Washington has laced up her dancing shoes and headed to the postseason on 15 occasions, including 12 trips to the NCAA Tournament. While coaching the Blue and White, Washington has guided the program to four NCAA Tournament berths and three appearances in the WNIT.

From 2011-14, the Lady Lions advanced to the NCAA Tournament each season, reaching at least the second round on all four occasions. The 2012 and 2014 squads moved on to the Sweet Sixteen with a pair of postseason wins, before falling to top-five ranked opponents.

The 2017-18 and 2016-17 squads made a pair of WNIT appearances, with the 16-17 squad advancing to the third round.



## **Trophies & All-Americans**

Washington's competitive side shines brightest on the biggest stages and that is a trait that her teams have taken on during her tenure on the University Park campus, as well. Washington's teams have advanced out of the first round of the NCAA Tournament in all four trips, while earning berths to the Sweet Sixteen twice.

From 2012-14, the Lady Lions claimed three-straight Big Ten regular-season titles, making them one of just four teams in conference history to win three-or-more regular season crowns in a row. Washington's squads took the title outright in 2012 and 2013, while sharing the crown in 2014.

Washington is a three-time Big Ten Coach of the Year (2012, 2013 & 2014), a two-time WBCA Region Six Coach of the Year (2012 & 2013) and a two-time finalist for WBCA National Coach of the Year (2012 & 2013). She was also selected as the 2011 and 2014 Black Coaches Association (BCA) Female Coach of the Year.

## **BIG Things Happening**

In 11 seasons on the sideline, Washington has seen 17 players earn All-Big Ten laurels on 30 occasions, along with three each earning Big Ten All-Freshman Team and Big Ten All-Defensive Team honors. Among the All-Big Ten honorees, five of Washington's pupils account for 11 first team selections and Penn State has seen multiple players earn all-conference in 10 of her 11 seasons on the sideline.

**Play to Your Strengths**

Washington’s style of play lends itself to being up-tempo and high scoring, which has enabled the program to rise to new heights and return to the national spotlight. As a member of the Big Ten Conference, her teams are playing one of the toughest conference slates in the country, but that doesn’t stop Washington from scheduling key non-conference games against the nation’s best teams – home and on the road.

In each of Washington’s first six years, Penn State improved its Big Ten win total and the Lady Lions posted three consecutive 25-win seasons, joining the 1993-94, 1994-95 and 1995-96 squads as the only teams in program history to accomplish the feat.

During Washington’s first 11 seasons, Penn State has toppled ranked opponents in nine of those seasons; winning multiple games against ranked foes during eight of those campaigns.

**Double Domer**

Washington was a four-year starting point guard for Notre Dame under Muffet McGraw and was the team captain on Notre Dame’s first-ever NCAA Tournament team. She was a two-time All-Midwestern Collegiate Conference (MCC) selection and led the Irish to three MCC Tournament titles. Washington led the team in steals in each of her four seasons and was top on the squad in assists three times.

Washington is first on UND’s all-time steals per game list (2.7), third in career steals (307) and sixth in assists (554).

The epitome of a student-athlete, Washington graduated from Notre Dame in 1992, a full year ahead of schedule, with a bachelor’s degree in history. She went on to attain “Double Domer” status in 1997 after earning her Juris Doctorate from the Notre Dame Law School.

**The Consummate Professional**

Washington juggled finishing her law degree with the start of her professional basketball career, returning to the hardwood as a professional in 1997-98 with the ABL’s Portland Power before spending a two-year stint with the WNBA’s New York Liberty (1998-99) and playing in the WNBA Finals in 1999.

Moving to Houston in 2000, Washington played an instrumental role in leading the Comets to the WNBA title. Her solid season in 2001 with the Comets for Hall of Fame coach Van Chancellor, saw her finish ninth in the WNBA in assists and fourth in steals as Houston earned its fifth consecutive playoff berth. Washington started the 2002 campaign in Houston before being traded to the Indiana Fever at the midway point of the season. Washington guided the Fever to their first-ever playoff berth, helping her become the first player in WNBA history to lead three different teams to the postseason. She retired from the WNBA in 2003 as a member of the Fever.

Utilizing her law degree, Washington was a central figure in helping create the WNBA Players Association (WNBPA), serving as the founding president of the WNBPA from 1999 until 2001. She also served as the Executive Vice President of the WNBPA from 2001 until her retirement in 2003.

**Serving the Community**

Be it on the hardwood, on the golf course, or out on a speaking engagement, Washington is among the most active Penn State coaches in the community. Her annual efforts include Coquese’s Drive for the Centre County Women’s Resource Center, championing the fight against breast cancer for the Penn State Play4Kay game and supporting her team during their many hours of giving back to the Centre region.

**The Personal Side**

Washington and her husband, Raynell Brown, have a son, Quenton (13), and a daughter, Rhaiyna (9). Raynell is an Adjunct Professor of Law at Penn State Law School and is a former partner at Hicks & Brown Sports Agency, where he represented athletes in the NFL, FIBA, NBA and WNBA. They reside in Port Matilda.

**THE RESUME**

**COACHING RESUME**

- 2007-pres. - Head Coach, Penn State University
- 2017-pres. - Past President, WBCA Executive Committee
- 2015-17 - President, WBCA Executive Committee
- 2013-15 - VP/President-Elect, WBCA Executive Committee
- 2013 - Assistant Coach, USA Basketball World University Games
- 2012-15 - Kay Yow Cancer Fund Board of Directors
- 2011-15 - NCAA Women’s Basketball Issues Committee
- 2010-13 - Treasurer, WBCA Executive Committee
- 2008-pres. - WBCA Board of Directors
- 2009-12 - USA Basketball Women’s Junior National Team Committee
- 2005-07 - Associate Head Coach, University of Notre Dame
- 1999-05 - Assistant Coach, University of Notre Dame

**PLAYING EXPERIENCE**

- 2002-03 - WNBA’s Indiana Fever
- 2000-02 - WNBA’s Houston Comets
- 1998-99 - WNBA’s New York Liberty
- 1997-98 - ABL’s Portland Power
- 1989-93 - University of Notre Dame

**EDUCATION**

- Notre Dame ’92 (B.A. History)
- Notre Dame Law School ’97 (Juris Doctorate)

**AWARDS**

- 2012, 2013, 2014 Big Ten Coach of the Year
- 2012, 2013 WBCA Region 6 Coach of the Year
- 2012, 2013 WBCA National Coach of the Year Finalist
- 2011, 2013 BCA Female Coach of the Year
- 2009 Greater Flint Hall of Fame Inductee
- 2008 WBCA “Rising Star” Award Winner

**NOTABLE**

- Helped guide Notre Dame to the 2001 NCAA Championship.
- Notre Dame had four Sweet Sixteen appearances and eight NCAA Tournament berths during Washington’s tenure.
- Point guard for the 2000 WNBA Champion Houston Comets.
- Founding President, WNBA Players Association, 1999-01.
- Actively negotiated collective bargaining agreements for the WNBPA, establishing two deals.
- Two-time team captain as a player at Notre Dame.

**FAMILY**

- Husband: Raynell Brown
- Children: Quenton (13), Rhaiyna (9)

# 1 Alisia SMITH

So./So. • Forward • 6-3  
Lansing, Mich./Waverly  
Criminology



## CAREER STATS

Season	gp-gs	min/avg	Total		3-Point		F-Throws			Rebounds				Scoring						
			fg-fga	pct	fg-fga	pct	ft-fa	pct	off	def	tot	avg	pf	fo	ast	to	blk	stl	pts	avg
2017-18	32-5	453/14.2	55-99	.556	0-0	.000	56-70	.800	58	62	120	3.8	71	1	11	47	13	6	166	5.2
2018-19	7-7	195/27.9	28-55	.509	0-0	.000	31-35	.886	26	37	63	9.0	24	1	5	21	11	13	87	12.4
TOTAL	39-12	648/16.6	83-154	.539	0-0	.000	87-105	.829	84	99	183	4.7	95	2	16	68	24	19	253	6.5

## 2018-19 GAME-BY-GAME STATS

Opponent	Date	qs	min	fg-fga	pct	3fg-fga	pct	ft-fa	pct	off	def	tot	avg	pf	a	t/o	blk	stl	pts	avg	
PROVIDENCE	11/08/18	*	21	4-6	.667	0-0	.000	5-6	.833	3	4	7	7.0	5	0	4	2	0	13	13.0	
#24 CALIFORNIA	11/11/18	*	26	3-9	.333	0-0	.000	4-5	.800	6	5	11	9.0	3	0	4	3	4	10	11.5	
at Fordham	11/14/18	*	28	7-10	.700	0-0	.000	2-2	1.000	4	4	8	8.7	3	1	1	2	0	16	13.0	
PRINCETON	11/18/18	*	35	3-7	.429	0-0	.000	10-10	1.000	3	8	11	9.3	3	1	5	2	3	16	13.8	
NORTH DAKOTA	11/21/18	*	31	7-9	.778	0-0	.000	3-4	.750	5	3	8	9.0	4	0	3	0	1	17	14.4	
STONY BROOK	11/25/18	*	28	0-3	.000	0-0	.000	4-4	1.000	0	4	4	8.2	2	1	2	0	1	4	12.7	
at Florida State	11/29/18	dnp	-	-	-	-	-	-	-	-	-	-	-	-	-	-	-	-	-	-	
JACKSONVILLE	12/2/18	*	26	4-11	.364	0-0	.000	3-4	.750	5	9	14	9.0	4	2	2	2	4	11	12.4	
Totals			7	195	28-55	.509	0-0	.000	31-35	.886	26	37	63	9.0	24	5	21	11	13	87	12.4

### SEASON/CAREER HIGHS

**Points**  
Season 17 vs. N. Dakota (11/21/18)  
Career 17 vs. N. Dakota (11/21/18)  
Big Ten 10 vs. Indiana (1/3/18)

**Rebounds**  
Season 14 v. Jacksonville (12/2/18)  
Career 14 v. Jacksonville (12/2/18)  
Big Ten 9 vs. Rutgers (1/18/18)

**Assists**  
Season 2 v. Jacksonville (12/2/18)  
Career 2 - 2 times  
Big Ten 1 - 5 times

**Steals**  
Season 4 - 2 times  
Career 4 - 2 times  
Big Ten 2 vs. Indiana (1/3/18)

**Blocks**  
Season 3 vs. Cal (11/11/18)  
Career 3 - 3 times  
Big Ten 3 vs. NWestern (2/14/18)

**Field Goals Made**  
Season 7 - 2 times  
Career 7 - 2 times  
Big Ten 3 - 7 times

**3-Point Field Goals Made**  
Season n/a  
Career n/a  
Big Ten n/a

**Free Throws Made**  
Season 10 vs. Princeton (11/18/18)  
Career 10 vs. Princeton (11/18/18)  
Big Ten 5 at Michigan (12/28/17)

**Minutes**  
Season 35 vs. Princeton (11/18/18)  
Career 35 vs. Princeton (11/18/18)  
Big Ten 26 at Iowa (2/8/18)

Games played: 7  
Minutes/game: 27.9  
Points/game: 12.4  
FG Pct: 50.9  
FT Pct: 88.6

Rebounds/game: 9.0  
Assists/game: 0.7  
Turnovers/game: 3.0  
Assist/turnover ratio: 0.2  
Steals/game: 1.9  
Blocks/game: 1.6

## 2018-19 NOTES

- Registered her third double-double of the season with 11 points and a career-best 14 rebounds in a win over Jacksonville (12/2).
- Put up a career-best 17 points while shooting 7-for-9 from the field in a comeback win over North Dakota (11/21).
- Went 10-for-10 from the charity stripe en route to 16 points and 11 rebounds to help Penn State to a 79-71 comeback OT win over Princeton (11/18).
- Scored 16 points to go along with 8 rebounds in a road win at Fordham (11/14).
- Notched career highs in rebounds (11) and steals (4) to go along with 10 points and 3 blocks in a strong all-around effort against #24 Cal (11/11).
- Contributed 13 points and a team high-tying 7 rebounds in PSU's 74-72 come-from-behind win over Providence (11/8).
- Coming off a freshman season that saw her play in all 32 games and make five starts down the stretch...Will be looked upon to lead a young post group of two sophomores and two freshmen this season.



# 2 Amari CARTER

Sr./Jr. • Guard • 5-8  
Washington D.C./St. John's College HS  
Labor & Employment Relations



## AWARDS AND HONORS

- 2017-18 All-Big Ten Second Team (coaches)
- 2017-18 All-Big Ten Honorable Mention (media)
- 2017-18 Big Ten Sportsmanship Award

## CAREER STATS

Season	gp-gs	min/avg	Total		3-Point		F-Throws			Rebounds				Scoring						
			fg-fga	pct	fg-fga	pct	ft-fa	pct	off	def	tot	avg	pf	fo	ast	to	blk	stl	pts	avg
2015-16	1-0	5/5.0	1-2	.500	1-2	.500	0-0	.000	1	0	1	1.0	0	0	0	0	0	0	3	3.0
2016-17	32-32	937/29.3	100-280	.357	24-81	.296	28-45	.622	24	75	99	3.1	56	0	134	49	6	37	252	7.9
2017-18	32-32	1142/35.7	168-446	.377	47-146	.322	70-87	.805	23	92	115	3.6	45	1	116	55	10	84	453	14.2
2018-19	6-6	177/29.5	18-52	.346	10-25	.400	9-9	1.000	4	17	21	3.5	10	1	15	9	2	7	55	9.2
<b>TOTAL</b>	<b>71-70</b>	<b>2261/31.8</b>	<b>287-780</b>	<b>.368</b>	<b>82-254</b>	<b>.323</b>	<b>107-141</b>	<b>.759</b>	<b>52</b>	<b>184</b>	<b>236</b>	<b>3.3</b>	<b>111</b>	<b>2</b>	<b>265</b>	<b>113</b>	<b>18</b>	<b>128</b>	<b>763</b>	<b>10.7</b>

## SEASON/CAREER HIGHS

<b>Points</b>	
Season	17 vs. Princeton (11/18/18)
Career	26 vs. Indiana (1/3/18)
Big Ten	26 vs. Indiana (1/3/18)
<b>Rebounds</b>	
Season	5 - 3 times
Career	9 at Ohio State (1/31/18)
Big Ten	9 at Ohio State (1/31/18)
<b>Assists</b>	
Season	5 vs. N. Dakota (11/21/18)
Career	9 - 2 times
Big Ten	8 - 2 times
<b>Steals</b>	
Season	3 - 2 times
Career	5 - 3 times
Big Ten	5 - 2 times
<b>Blocks</b>	
Season	1 - 2 times
Career	2 - 3 times
Big Ten	2 - 3 times
<b>Field Goals Made</b>	
Season	6 - 2 times
Career	11 at Maryland (1/11/17)
Big Ten	11 at Maryland (1/11/17)
<b>3-Point Field Goals Made</b>	
Season	4 vs. Princeton (11/18/18)
Career	5 at Wisconsin (1/14/18)
Big Ten	5 at Wisconsin (1/14/18)
<b>Free Throws Made</b>	
Season	6 vs. N. Dakota (11/21/18)
Career	7 vs. CCSU (11/20/17)
Big Ten	6 at Michigan (12/28/17)
<b>Minutes</b>	
Season	42 vs. Princeton (11/18/18)
Career	43 vs. Radford (3/15/18)
Big Ten	39 - 2 times

## 2018-19 GAME-BY-GAME STATS

Opponent	Date	gs	min	fg-fga	pct	3fg-fga	pct	ft-fa	pct	off	def	tot	avg	pf	a	t/o	blk	stl	pts	avg	
PROVIDENCE	11/08/18	*	32	6-13	.462	3-6	.500	0-0	.000	1	4	5	5.0	1	1	3	0	3	15	15.0	
#24 CALIFORNIA	11/11/18	*	31	2-10	.200	1-4	.250	0-0	.000	1	3	4	4.5	2	4	1	0	0	5	10.0	
at Fordham	11/14/18	*	33	1-8	.125	1-4	.250	2-2	1.000	0	5	5	4.7	2	3	1	1	0	5	8.3	
PRINCETON	11/18/18	*	42	6-13	.462	4-8	.500	1-1	1.000	1	4	5	4.8	5	2	4	1	1	17	10.5	
NORTH DAKOTA	11/21/18	*	38	3-8	.375	1-3	.333	6-6	1.000	1	1	2	4.2	0	5	0	0	3	13	11.0	
STONY BROOK	11/25/18	*	1	0-0	.000	0-0	.000	0-0	.000	0	0	0	3.5	0	0	0	0	0	0	9.2	
at Florida State	11/29/18	dnp	-	-	-	-	-	-	-	-	-	-	-	-	-	-	-	-	-	-	
JACKSONVILLE	12/2/18	dnp	-	-	-	-	-	-	-	-	-	-	-	-	-	-	-	-	-	-	
<b>Totals</b>			6	177	18-52	.346	10-25	.400	9-9	1.000	4	17	21	3.5	10	15	9	2	7	55	9.2

Games played: 6  
Minutes/game: 29.5  
Points/game: 9.2  
FG Pct: 34.6  
3FG Pct: 40.0  
FT Pct: 100.0

Rebounds/game: 3.5  
Assists/game: 2.5  
Turnovers/game: 1.5  
Assist/turnover ratio: 1.7  
Steals/game: 1.2  
Blocks/game: 0.3

## 2018-19 NOTES

- Chipped in 13 points and 5 assists in a comeback win over North Dakota (11/21).
- Hit four three-pointers, all of which came in the fourth quarter and overtime, en route to a season-best 17 points that helped Penn State rally for a 79-71 OT win against Princeton (11/18).
- Tallied a team-best 15 points to go along with 5 rebounds in Penn State's 74-72 come-from-behind win over Providence (11/8).
- Coming off a 2017-18 season that saw her garner All-Big Ten honors after averaging 14.2 points and 3.6 assists per game...Led the Big Ten with 2.63 steals per game.

# 3 Karisma ORTIZ

Fr./Fr. • Guard • 6-0  
 San Jose, Calif./Archbishop Mitty  
 Communications/Broadcast Journalism



## CAREER STATS

Season	gp-gs	min/avg	Total		3-Point		F-Throws		Rebounds				Scoring							
			fg-fga	pct	fg-fga	pct	ft-fa	pct	off	def	tot	avg	pf	fo	ast	to	blk	stl	pts	avg
2018-19	8-2	215/26.9	12-27	.444	0-7	.000	3-5	.600	6	27	33	4.1	14	0	20	26	6	7	27	3.4
TOTAL	8-2	215/26.9	12-27	.444	0-7	.000	3-5	.600	6	27	33	4.1	14	0	20	26	6	7	27	3.4

## 2018-19 GAME-BY-GAME STATS

Opponent	Date	gs	min	fg-fga	pct	3fg-fga	pct	ft-fa	pct	off	def	tot	avg	pf	a	t/o	blk	stl	pts	avg
PROVIDENCE	11/08/18	10	0-3	.000	0-1	.000	0-0	.000	1	2	3	3.0	0	1	3	0	1	0	0	0.0
#24 CALIFORNIA	11/11/18	16	2-4	.500	0-0	.000	0-0	.000	1	3	4	3.5	4	1	4	0	0	4	2.0	
at Fordham	11/14/18	31	3-6	.500	0-0	.000	0-0	.000	0	7	7	4.7	1	5	1	0	2	6	3.3	
PRINCETON	11/18/18	32	3-5	.600	0-2	.000	1-1	1.000	0	4	4	4.5	1	2	2	1	0	7	4.3	
NORTH DAKOTA	11/21/18	25	0-1	.000	0-0	.000	0-0	.000	0	1	1	3.8	2	2	3	1	1	0	3.4	
STONY BROOK	11/25/18	38	2-5	.400	0-3	.000	2-4	.500	1	5	6	4.2	2	1	5	1	2	6	3.8	
at Florida State	11/29/18	*	34	1-2	.500	0-1	.000	0-0	.000	2	2	4	4.1	1	4	2	0	1	2	3.6
JACKSONVILLE	12/2/18	*	29	1-1	1.000	0-0	.000	0-0	.000	1	3	4	4.1	3	4	6	3	0	2	3.4
Totals		2	215	12-27	.444	0-7	.000	3-5	.600	6	27	33	4.1	14	20	26	6	7	27	3.4

### SEASON/CAREER HIGHS

**Points**  
 Season 7 vs. Princeton (11/18/18)  
 Career 7 vs. Princeton (11/18/18)  
 Big Ten --

**Rebounds**  
 Season 7 at Fordham (11/14/18)  
 Career 7 at Fordham (11/14/18)  
 Big Ten --

**Assists**  
 Season 5 at Fordham (11/14/18)  
 Career 5 at Fordham (11/14/18)  
 Big Ten --

**Steals**  
 Season 2 - 2 times  
 Career 2 - 2 times  
 Big Ten --

**Blocks**  
 Season 3 vs. Jacksonville (12/2/18)  
 Career 3 vs. Jacksonville (12/2/18)  
 Big Ten --

**Field Goals Made**  
 Season 3 - 2 times  
 Career 3 - 2 times  
 Big Ten --

**3-Point Field Goals Made**  
 Season n/a  
 Career n/a  
 Big Ten --

**Free Throws Made**  
 Season 2 - 2 times  
 Career 2 - 2 times  
 Big Ten --

**Minutes**  
 Season 38 v. Stony Brook (11/25/18)  
 Career 38 v. Stony Brook (11/25/18)  
 Big Ten --

Games played: 8  
 Minutes/game: 26.9  
 Points/game: 3.4  
 FG Pct: 44.4  
 3FG Pct: 0.0  
 FT Pct: 60.0

Rebounds/game: 4.1  
 Assists/game: 2.5  
 Turnovers/game: 3.3  
 Assist/turnover ratio: 0.8  
 Steals/game: 0.9  
 Blocks/game: 0.8

## 2018-19 NOTES

- Contributed 6 points and a team-best 6 rebounds in a career-high 38 minutes played against Stony Brook (11/25).
- Tallied a career-best 7 points to go along with 4 rebounds and 2 assists in an overtime win against Princeton (11/18).
- Put together a strong all-around game in a road win at Fordham (11/14) with 6 points, 7 rebounds, 5 assists and 2 steals.
- Scored first-career points in a 4-point, 4-rebound effort against #24 Cal (11/11).
- Comes to Penn State from Archbishop Mitty High School, which ranked as the No. 1 high school team in the nation at the end of her senior year...Ranked as the No. 54 prospect nationally and No. 14 player at her position...Three-time All-Conference pick.

# 4 Siyeh FRAZIER

Jr./Jr. • Guard • 5-9  
 Detroit, Mich./Renaissance  
 Health Policy and Administration



## CAREER STATS

Season	gp-gs	min/avg	Total		3-Point		F-Throws			Rebounds				Scoring						
			fg-fga	pct	fg-fga	pct	ft-fa	pct	off	def	tot	avg	pf	fo	ast	to	blk	stl	pts	avg
2016-17	23-0	142/6.2	13-23	.565	1-3	.333	9-13	.692	7	11	18	0.8	23	0	4	14	1	9	36	1.6
2017-18	32-19	757/23.7	88-211	.417	3-14	.214	57-83	.687	38	58	96	3.0	80	0	61	73	14	60	236	7.4
2018-19	8-8	244/30.5	33-77	.429	3-13	.231	23-32	.719	8	30	38	4.8	26	2	17	25	4	23	92	11.5
<b>TOTAL</b>	<b>63-27</b>	<b>1143/18.1</b>	<b>134-311</b>	<b>.431</b>	<b>7-30</b>	<b>.233</b>	<b>89-128</b>	<b>.695</b>	<b>53</b>	<b>99</b>	<b>152</b>	<b>2.4</b>	<b>129</b>	<b>2</b>	<b>82</b>	<b>112</b>	<b>19</b>	<b>92</b>	<b>364</b>	<b>5.8</b>

## 2018-19 GAME-BY-GAME STATS

Opponent	Date	qs	min	fg-fga	pct	3fg-fga	pct	ft-fa	pct	off	def	tot	avg	pf	a	t/o	blk	stl	pts	avg	
PROVIDENCE	11/08/18	*	30	5-10	.500	0-0	.000	0-0	.000	1	2	3	3.0	4	3	1	0	3	10	10.0	
#24 CALIFORNIA	11/11/18	*	27	6-14	.429	2-4	.500	3-3	1.000	1	1	2	2.5	1	0	2	0	3	17	13.5	
at Fordham	11/14/18	*	36	6-11	.545	1-2	.500	2-3	.667	1	4	5	3.3	3	3	5	0	4	15	14.0	
PRINCETON	11/18/18	*	29	2-3	.667	0-0	.000	7-10	.700	2	5	7	4.3	5	2	3	0	1	11	13.3	
NORTH DAKOTA	11/21/18	*	32	5-9	.556	0-3	.000	5-7	.714	1	4	5	4.4	4	5	3	0	4	15	13.6	
STONY BROOK	11/25/18	*	21	3-6	.500	0-1	.000	0-0	.000	1	3	4	4.3	5	1	3	0	3	6	12.3	
at Florida State	11/29/18	*	33	2-11	.182	0-1	.000	0-2	.000	1	7	8	4.9	1	1	4	0	0	4	11.1	
JACKSONVILLE	12/2/18	*	36	4-13	.308	0-2	.000	6-7	.857	0	4	4	4.8	3	2	4	4	5	14	11.5	
<b>Totals</b>			<b>8</b>	<b>244</b>	<b>33-77</b>	<b>.429</b>	<b>3-13</b>	<b>.231</b>	<b>23-32</b>	<b>.719</b>	<b>8</b>	<b>30</b>	<b>38</b>	<b>4.8</b>	<b>26</b>	<b>17</b>	<b>25</b>	<b>4</b>	<b>23</b>	<b>92</b>	<b>11.5</b>

### SEASON/CAREER HIGHS

**Points**  
 Season 17 vs. Cal (11/11/18)  
 Career 17 vs. Cal (11/11/18)  
 Big Ten 14 vs. Mich. State (2/4/18)

**Rebounds**  
 Season 8 at Florida St. (11/29/18)  
 Career 8 at Florida St. (11/29/18)  
 Big Ten 6 at Wisconsin (1/14/18)

**Assists**  
 Season 5 vs. N. Dakota (11/21/18)  
 Career 6 vs. Siena (11/10/17)  
 Big Ten 4 - 2 times

**Steals**  
 Season 5 vs. Jacksonville (12/2/18)  
 Career 8 vs. Siena (11/10/17)  
 Big Ten 5 at Nebraska (2/22/18)

**Blocks**  
 Season 4 vs. Jacksonville (12/2/18)  
 Career 4 vs. Jacksonville (12/2/18)  
 Big Ten 3 vs. NWestern (2/14/18)

**Field Goals Made**  
 Season 6 - 2 times  
 Career 6 - 3 times  
 Big Ten 6 at Wisconsin (1/14/18)

**3-Point Field Goals Made**  
 Season 2 vs. Cal (11/11/18)  
 Career 2 vs. Cal (11/11/18)  
 Big Ten 1 vs. Wisconsin (1/16/17)

**Free Throws Made**  
 Season 7 vs. Princeton (11/18/18)  
 Career 8 vs. Siena (11/10/17)  
 Big Ten 5 vs. NWestern (2/14/18)

**Minutes**  
 Season 36 - 2 times  
 Career 36 - 2 times  
 Big Ten 29 at Wisconsin (1/14/18)

Games played: 8  
 Minutes/game: 30.5  
 Points/game: 11.5  
 FG Pct: 42.9  
 3FG Pct: 23.1  
 FT Pct: 71.9

Rebounds/game: 4.8  
 Assists/game: 2.1  
 Turnovers/game: 3.1  
 Assist/turnover ratio: 0.7  
 Steals/game: 2.9  
 Blocks/game: 0.5

## 2018-19 NOTES

- Has scored in double-figures in six of eight games this season.
- Had a big all-around game against Jacksonville (12/2), finishing with 14 points, a season-best 5 steals, a career-best 4 blocks, and four rebounds.
- Pulled down a career-high 8 rebounds at Florida State (11/29).
- Stuffed the stat sheet in a win over North Dakota (11/21) with 15 points, 5 rebounds, 5 assists and 4 steals.
- Huge all-around game at Fordham (11/14), finishing with 15 points, 5 rebounds, 4 steals and 3 assists in a career-high 36 minutes.
- Dropped a career-best and team-leading 17 points against #24 Cal (11/11).
- Made key steal in final minutes of 74-72 come-from-behind win over Providence (11/8)...finished with 10 points, 3 rebounds and 3 assists.
- Named team's Defensive MVP at conclusion of sophomore season in which she started 19 of 32 games and averaged 7.4 points and 3.0 rebounds per contest.

# 5 Kamaria McDANIEL | So./So. • Guard • 5-10

Inkster, Mich./Dearborn Heights  
Agricultural Sciences



## CAREER STATS

Season	gp-gs	min/avg	Total		3-Point		F-Throws		Rebounds				Scoring							
			fg-fga	pct	fg-fga	pct	ft-fa	pct	off	def	tot	avg	pf	fo	ast	to	blk	stl	pts	avg
2017-18	32-0	568/17.8	49-138	.355	31-90	.344	31-43	.721	9	50	59	1.8	27	0	30	25	4	12	160	5.0
2018-19	8-2	203/25.4	31-76	.408	8-31	.258	19-25	.760	5	20	25	3.1	13	0	10	14	2	10	89	11.1
TOTAL	40-2	771/19.3	80-214	.374	39-121	.322	50-68	.735	14	70	84	2.1	40	0	40	39	6	22	249	6.2

## 2018-19 GAME-BY-GAME STATS

Opponent	Date	gs	min	fg-fga	pct	3fg-fga	pct	ft-fa	pct	off	def	tot	avg	pf	a	t/o	blk	stl	pts	avg
PROVIDENCE	11/08/18	29	4-8	.500	0-2	.000	4-4	1.000	1	5	6	6.0	0	4	2	0	1	12	12.0	
#24 CALIFORNIA	11/11/18	17	2-9	.222	0-5	.000	3-3	1.000	1	1	2	4.0	1	1	2	0	0	7	9.5	
at Fordham	11/14/18	24	1-7	.143	0-4	.000	0-0	.000	0	1	1	3.0	2	1	0	0	0	2	7.0	
PRINCETON	11/18/18	22	2-6	.333	0-1	.000	1-1	1.000	1	4	5	3.5	1	0	3	0	1	5	6.5	
NORTH DAKOTA	11/21/18	17	3-9	.333	1-6	.167	2-5	.400	0	2	2	3.2	1	1	2	0	1	9	7.0	
STONY BROOK	11/25/18	21	3-8	.375	1-3	.333	6-8	.750	1	1	2	3.0	2	1	1	1	3	13	8.0	
at Florida State	11/29/18	*	38	10-14	.714	2-4	.500	2-2	1.000	1	3	4	3.1	4	0	3	0	1	24	10.3
JACKSONVILLE	12/2/18	*	35	6-15	.400	4-6	.667	1-2	.500	0	3	3	3.1	2	2	1	1	3	17	11.1
Totals		2	203	31-76	.408	8-31	.258	19-25	.760	5	20	25	3.1	13	10	14	2	10	89	11.1

### SEASON/CAREER HIGHS

**Points**  
 Season 24 at Florida St. (11/29/18)  
 Career 24 at Florida St. (11/29/18)  
 Big Ten 10 at Nebraska (2/22/18)

**Rebounds**  
 Season 6 vs. Providence (11/8/18)  
 Career 6 - 3 times  
 Big Ten 6 at Ohio State (1/31/18)

**Assists**  
 Season 4 vs. Providence (11/8/18)  
 Career 4 vs. Providence (11/8/18)  
 Big Ten 3 - 2 times

**Steals**  
 Season 3 - 2 times  
 Career 3 - 2 times  
 Big Ten 1 - 3 times

**Blocks**  
 Season 1 - 2 times  
 Career 1 - 6 times  
 Big Ten n/a

**Field Goals Made**  
 Season 10 at Florida St. (11/29/18)  
 Career 10 at Florida St. (11/29/18)  
 Big Ten 2 - 4 times

**3-Point Field Goals Made**  
 Season 4 vs. Jacksonville (12/2/18)  
 Career 5 at Marshall (11/15/17)  
 Big Ten 2 - 2 times

**Free Throws Made**  
 Season 6 v. Stony Brook (11/25/18)  
 Career 6 - 2 times  
 Big Ten 4 at Nebraska (2/22/18)

**Minutes**  
 Season 38 at Florida St. (11/29/18)  
 Career 38 at Florida St. (11/29/18)  
 Big Ten 30 vs. Minnesota (1/10/18)

Games played: 8  
 Minutes/game: 25.4  
 Points/game: 11.1  
 FG Pct: 40.8  
 3FG Pct: 25.8  
 FT Pct: 76.0

Rebounds/game: 3.1  
 Assists/game: 1.3  
 Turnovers/game: 1.8  
 Assist/turnover ratio: 0.7  
 Steals/game: 1.3  
 Blocks/game: 0.3

## 2018-19 NOTES

- Registered her third-straight double-digit effort with 17 points against Jacksonville (12/2)...made a season-best 4 three-pointers against the Dolphins.
- Shot 10-for-14 from the field en route to a career-best 24 points at Florida State (11/29).
- Tallied 13 points to go along with a career-high 3 steals against Stony Brook (11/25).
- Chipped in 9 points in a comeback victory over North Dakota (11/21).
- Strong all-around effort in 74-72 season-opening win over Providence (11/8), finishing with 12 points, 6 rebounds and a team-best 4 assists.
- Coming off a solid freshman campaign in which she saw action in every game and averaged 5.0 points per game and 17.8 minutes per contest.



# 11 Teniya PAGE

Sr./Sr. • Guard • 5-7  
Chicago, Ill./Marian Catholic  
Agricultural Business Management



## AWARDS AND HONORS

- 2018-19 Consensus Preseason All-Big Ten
- 2018-19 Ann Meyers Drysdale Award Preseason Watchlist (nation's top shooting guard)
- Three-time All-Big Ten
- 2017 WBCA All-America Honorable Mention and All-Region
- Two-time All-ECAC

## CAREER STATS

Season	gp-gs	min/avg	Total		3-Point		F-Throws		Rebounds				Scoring							
			fg-fga	pct	fg-fga	pct	ft-fa	pct	off	def	tot	avg	pf	fo	ast	to	blk	stl	pts	avg
2015-16	31-31	1165/37.6	164-399	.411	36-88	.409	109-145	.752	31	85	116	3.7	66	0	131	81	4	37	473	15.3
2016-17	31-31	1083/34.9	209-470	.445	64-145	.441	136-170	.800	27	94	121	3.9	61	0	109	69	0	38	618	19.9
2017-18	27-25	901/33.4	163-399	.409	35-104	.337	137-170	.806	12	85	97	3.6	40	0	78	53	6	43	498	18.4
2018-19	8-8	290/36.2	55-137	.401	14-44	.318	39-51	.765	4	26	30	3.8	12	0	20	16	1	8	163	20.4
<b>TOTAL</b>	<b>97-95</b>	<b>3439/35.5</b>	<b>591-1405</b>	<b>.421</b>	<b>149-381</b>	<b>.391</b>	<b>421-536</b>	<b>.785</b>	<b>74</b>	<b>290</b>	<b>364</b>	<b>3.8</b>	<b>179</b>	<b>0</b>	<b>338</b>	<b>219</b>	<b>11</b>	<b>126</b>	<b>1752</b>	<b>18.1</b>

## 2018-19 GAME-BY-GAME STATS

Opponent	Date	gs	min	fg-fga	pct	3fg-fga	pct	ft-fa	pct	off	def	tot	avg	pf	a	t/o	blk	stl	pts	avg	
PROVIDENCE	11/08/18	*	37	4-12	.333	1-3	.333	4-7	.571	0	2	2	2.0	2	3	2	0	1	13	13.0	
#24 CALIFORNIA	11/11/18	*	35	4-16	.250	2-7	.286	0-0	.000	3	3	6	4.0	0	4	0	0	1	10	11.5	
at Fordham	11/14/18	*	34	10-20	.500	2-3	.667	3-4	.750	0	5	5	4.3	2	2	2	0	2	25	16.0	
PRINCETON	11/18/18	*	44	7-19	.368	1-4	.250	8-11	.727	0	6	6	4.8	2	4	1	0	2	23	17.8	
NORTH DAKOTA	11/21/18	*	28	3-12	.250	1-6	.167	8-10	.800	0	2	2	4.2	3	1	4	0	0	15	17.2	
STONY BROOK	11/25/18	*	40	12-22	.545	1-6	.167	9-11	.818	0	3	3	4.0	1	2	3	0	1	34	20.0	
at Florida State	11/29/18	*	36	6-19	.316	1-6	.167	3-3	1.000	0	0	0	3.4	1	0	3	0	1	16	19.4	
JACKSONVILLE	12/2/18	*	36	9-17	.529	5-9	.556	4-5	.800	1	5	6	3.8	1	4	1	1	0	27	20.4	
<b>Totals</b>			<b>8</b>	<b>290</b>	<b>55-137</b>	<b>.401</b>	<b>14-44</b>	<b>.318</b>	<b>39-51</b>	<b>.765</b>	<b>4</b>	<b>26</b>	<b>30</b>	<b>3.8</b>	<b>12</b>	<b>20</b>	<b>16</b>	<b>1</b>	<b>8</b>	<b>163</b>	<b>20.4</b>

Games played: 8  
Minutes/game: 36.2  
Points/game: 20.4  
FG Pct: 40.1  
3FG Pct: 31.8  
FT Pct: 76.5

Rebounds/game: 3.8  
Assists/game: 2.5  
Turnovers/game: 2.0  
Assist/turnover ratio: 1.3  
Steals/game: 1.0  
Blocks/game: 0.1

### SEASON/CAREER HIGHS

<b>Points</b>	Season 34 v. Stony Brook (11/25/18)
Career 38 vs. Illinois (2/28/17)	
Big Ten 38 vs. Illinois (2/28/17)	
<b>Rebounds</b>	Season 6 - 3 times
Career 13 at American (12/20/17)	
Big Ten 9 at Illinois (2/14/17)	
<b>Assists</b>	Season 4 - 3 times
Career 9 vs. Illinois (3/2/16)	
Big Ten 8 - 2 times	
<b>Steals</b>	Season 2 - 2 times
Career 6 at Holy Cross (12/7/16)	
Big Ten 4 vs. Michigan (1/17/16)	
<b>Blocks</b>	Season 1 vs. Jacksonville (12/2/18)
Career 1 - 11 times	
Big Ten 1 - 6 times	
<b>Field Goals Made</b>	Season 12 v. Stony Brook (11/25/18)
Career 14 vs. Illinois (2/28/18)	
Big Ten 14 vs. Illinois (2/28/18)	
<b>3-Point Field Goals Made</b>	Season 5 vs. Jacksonville (12/2/18)
Career 6 - 2 times	
Big Ten 6 - 2 times	
<b>Free Throws Made</b>	Season 9 v. Stony Brook (11/25/18)
Career 15 vs. American (12/18/16)	
Big Ten 11 vs. Purdue (2/11/17)	
<b>Minutes</b>	Season 44 vs. Princeton (11/18/18)
Career 50 vs. Purdue (1/30/16)	
Big Ten 50 vs. Purdue (1/30/16)	

## 2018-19 NOTES

- Led the team with 27 points in a win over Jacksonville (12/2), while adding season high-tying 6 rebounds and 4 assists.
- Scored a season-best 34 points on 12-of-22 shooting against Stony Brook (11/25)...it marked her eighth career 30-plus point game, which ranks second all-time in the Lady Lion history books.
- Finished with 15 points, 13 of which came in the fourth quarter, to help Penn State erase an 11-point deficit in the final five minutes of a 75-68 win over North Dakota (11/21).
- Tallied her second-straight 20-plus point game in an OT win over Princeton (11/18), contributing 23 points, 6 rebounds and 4 assists.
- Poured in a game-high 25 points on 10-of-11 shooting to lead Penn State to a road win at Fordham (11/14).
- Strong all-around game vs. #24 Cal (11/11), finishing with 10 points, 6 rebounds and 4 assists.
- Hit game-tying basket in final minute to highlight a 13-point effort in a 74-72 season-opening win over Providence.
- Is a Consensus Preseason All-Big Ten pick who has amassed 1,637 career points, putting her just 363 points away from becoming the sixth-ever Lady Lion to reach the 2,000-point mark.

# 12 Kayleigh SEMION

Sr./Sr. • Guard • 5-6  
Dunmore, Pa./Dunmore  
Kinesiology



## CAREER STATS

Season	gp-gs	min/avg	Total		3-Point		F-Throws		Rebounds				Scoring								
			fg-fga	pct	fg-fga	pct	ft-fa	pct	off	def	tot	avg	pf	fo	ast	to	blk	stl	pts	avg	
2017-18	1-0	1/1.0	0-0	.000	0-0	.000	0-0	.000	0	0	0	0.0	1	0	0	0	0	0	0	0	0.0
2018-19	5-0	22/4.4	0-4	.000	0-4	.000	0-0	.000	1	1	2	0.4	1	0	2	0	0	0	0	0	0.0
<b>TOTAL</b>	<b>6-0</b>	<b>23/3.8</b>	<b>0-4</b>	<b>.000</b>	<b>0-4</b>	<b>.000</b>	<b>0-0</b>	<b>.000</b>	<b>1</b>	<b>1</b>	<b>2</b>	<b>0.3</b>	<b>2</b>	<b>0</b>	<b>2</b>	<b>0</b>	<b>0</b>	<b>0</b>	<b>0</b>	<b>0</b>	<b>0.0</b>

## 2018-19 GAME-BY-GAME STATS

Opponent	Date	gs	min	fg-fga	pct	3fg-fga	pct	ft-fa	pct	off	def	tot	avg	pf	a	t/o	blk	stl	pts	avg
PROVIDENCE	11/08/18	dnp	-	-	-	-	-	-	-	-	-	-	-	-	-	-	-	-	-	-
#24 CALIFORNIA	11/11/18	dnp	-	-	-	-	-	-	-	-	-	-	-	-	-	-	-	-	-	-
PRINCETON	11/18/18	3	0-0	.000	0-0	.000	0-0	.000	1	0	1	1.0	0	0	0	0	0	0	0	0.0
NORTH DAKOTA	11/21/18	2	0-0	.000	0-0	.000	0-0	.000	0	0	0	0.5	0	0	0	0	0	0	0	0.0
STONY BROOK	11/25/18	12	0-1	.000	0-1	.000	0-0	.000	0	1	1	0.7	1	1	0	0	0	0	0	0.0
at Florida State	11/29/18	2	0-1	.000	0-1	.000	0-0	.000	0	0	0	0.5	0	0	0	0	0	0	0	0.0
JACKSONVILLE	12/2/18	3	0-2	.000	0-2	.000	0-0	.000	0	0	0	0.4	0	1	0	0	0	0	0	0.0
<b>Totals</b>		<b>0</b>	<b>22</b>	<b>0-4</b>	<b>.000</b>	<b>0-4</b>	<b>.000</b>	<b>0-0</b>	<b>.000</b>	<b>1</b>	<b>1</b>	<b>2</b>	<b>0.4</b>	<b>1</b>	<b>2</b>	<b>0</b>	<b>0</b>	<b>0</b>	<b>0</b>	<b>0.0</b>

### SEASON/CAREER HIGHS

Points	
Season	n/a
Career	n/a
Big Ten	n/a

Rebounds	
Season	1 - 2 times
Career	1 - 2 times
Big Ten	n/a

Assists	
Season	1 - 2 times
Career	1 - 2 times
Big Ten	n/a

Steals	
Season	n/a
Career	n/a
Big Ten	n/a

Blocks	
Season	n/a
Career	n/a
Big Ten	n/a

Field Goals Made	
Season	n/a
Career	n/a
Big Ten	n/a

3-Point Field Goals Made	
Season	n/a
Career	n/a
Big Ten	n/a

Free Throws Made	
Season	n/a
Career	n/a
Big Ten	n/a

Minutes	
Season	12 v. Stony Brook (11/25/18)
Career	12 v. Stony Brook (11/25/18)
Big Ten	1 vs. Illinois (2/28/18)

Games played: 5  
Minutes/game: 4.4  
FG Pct: 0.0  
3FG Pct: 0.0

Rebounds/game: 0.4  
Assists/game: 0.4  
Assist/turnover ratio: 99.9

## 2018-19 NOTES

- Has made five appearances this season.
- Played a career-best 12 minutes against Stony Brook (11/25).
- Provided a crucial spark off energy off the bench against Princeton (11/18), helping the Lady Lions to an overtime comeback win.
- Earned a roster spot during 2017-18 season after serving as a team manager and former member of the club basketball program.

# 22 Leah KNIZNER

Sr./Sr. • Guard • 5-9  
Greensburg, Pa./Hempfield Area  
Nutrition Sciences



## CAREER STATS

Season	gp-gs	min/avg	Total		3-Point		F-Throws		Rebounds				Scoring							
			fg-fga	pct	fg-fga	pct	ft-fa	pct	off	def	tot	avg	pf	fo	ast	to	blk	stl	pts	avg
2015-16	19-0	48/2.5	3-7	.429	3-4	.750	0-0	.000	2	4	6	0.3	6	0	0	3	0	0	9	0.5
2016-17	7-0	14/2.0	2-6	.333	1-4	.250	0-0	.000	0	0	0	0.0	0	0	0	2	0	1	5	0.7
2017-18	6-0	9/1.5	0-2	.000	0-2	.000	0-0	.000	0	1	1	0.2	0	0	1	1	0	0	0	0.0
2018-19	3-0	10/3.3	0-2	.000	0-2	.000	0-0	.000	0	0	0	0.0	1	0	0	1	0	1	0	0.0
<b>TOTAL</b>	<b>35-0</b>	<b>81/2.3</b>	<b>5-17</b>	<b>.294</b>	<b>4-12</b>	<b>.333</b>	<b>0-0</b>	<b>.000</b>	<b>2</b>	<b>5</b>	<b>7</b>	<b>0.2</b>	<b>7</b>	<b>0</b>	<b>1</b>	<b>7</b>	<b>0</b>	<b>2</b>	<b>14</b>	<b>0.4</b>

## 2018-19 GAME-BY-GAME STATS

Opponent	Date	qs	min	fg-fga	pct	3fg-fga	pct	ft-fa	pct	off	def	tot	avg	pf	a	t/o	blk	stl	pts	avg
PROVIDENCE	11/08/18	dnp	-	-	-	-	-	-	-	-	-	-	-	-	-	-	-	-	-	-
#24 CALIFORNIA	11/11/18	dnp	-	-	-	-	-	-	-	-	-	-	-	-	-	-	-	-	-	-
at Fordham	11/14/18	3	0-0	.000	0-0	.000	0-0	.000	0	0	0	0.0	0	0	1	0	0	0	0	0.0
PRINCETON	11/18/18	dnp	-	-	-	-	-	-	-	-	-	-	-	-	-	-	-	-	-	-
NORTH DAKOTA	11/21/18	dnp	-	-	-	-	-	-	-	-	-	-	-	-	-	-	-	-	-	-
STONY BROOK	11/25/18	3	0-1	.000	0-1	.000	0-0	.000	0	0	0	0.0	0	0	0	0	0	0	0	0.0
at Florida State	11/29/18	dnp	-	-	-	-	-	-	-	-	-	-	-	-	-	-	-	-	-	-
JACKSONVILLE	12/2/18	4	0-1	.000	0-1	.000	0-0	.000	0	0	0	0.0	1	0	0	0	1	0	0	0.0
<b>Totals</b>		0	10	0-2	.000	0-2	.000	0-0	.000	0	0	0	0.0	1	0	1	0	1	0	0.0

Games played: 3  
Minutes/game: 3.3  
FG Pct: 0.0  
3FG Pct: 0.0

Turnovers/game: 0.3  
Steals/game: 0.3

### SEASON/CAREER HIGHS

**Points**  
Season n/a  
Career 3 - 4 times  
Big Ten 3 at Michigan (1/20/16)

**Rebounds**  
Season n/a  
Career 2 at Illinois (1/23/16)  
Big Ten 2 at Illinois (1/23/16)

**Assists**  
Season n/a  
Career 1 vs. Illinois (2/28/18)  
Big Ten n/a

**Steals**  
Season 1 vs. Jacksonville (12/2/18)  
Career 1 - 2 times  
Big Ten n/a

**Blocks**  
Season n/a  
Career n/a  
Big Ten n/a

**Field Goals Made**  
Season n/a  
Career 1 - 5 times  
Big Ten 1 - 2 times

**3-Point Field Goals Made**  
Season n/a  
Career 1 - 4 times  
Big Ten 1 at Michigan (2/20/16)

**Free Throws Made**  
Season n/a  
Career n/a  
Big Ten n/a

**Minutes**  
Season 4 vs. Jacksonville (12/2/18)  
Career 8 at Illinois (1/23/16)  
Big Ten 8 at Illinois (1/23/16)

## 2018-19 NOTES

- Has made three appearances this season...recorded a steal in a win over Jacksonville (12/2).
- Coming off a junior season that saw her make six appearances...Joined the program as a walk-on in October 2015...Was added to scholarship for the 2016-17 season in Spring 2016.

# 31 Jaida TRAVASCIO-GREEN | Jr./Jr. • Guard • 6-2

Lisle, Ill./Downers Grove North  
Biochemistry & Molecular Biology



## CAREER STATS

Season	gp-gs	min/avg	Total		3-Point		F-Throws		Rebounds				Scoring							
			fg-fga	pct	fg-fga	pct	ft-fa	pct	off	def	tot	avg	pf	fo	ast	to	blk	stl	pts	avg
2016-17	30-15	569/19.0	59-167	.353	46-140	.329	10-20	.500	6	62	68	2.3	38	1	9	29	15	8	174	5.8
2017-18	31-31	952/30.7	113-325	.348	71-222	.320	49-60	.817	30	80	110	3.5	54	0	21	39	24	19	346	11.2
<b>TOTAL</b>	<b>61-46</b>	<b>1521/24.9</b>	<b>172-492</b>	<b>.350</b>	<b>117-362</b>	<b>.323</b>	<b>59-80</b>	<b>.738</b>	<b>36</b>	<b>142</b>	<b>178</b>	<b>2.9</b>	<b>92</b>	<b>1</b>	<b>30</b>	<b>68</b>	<b>39</b>	<b>27</b>	<b>520</b>	<b>8.5</b>

## 2018-19 GAME-BY-GAME STATS

### SEASON/CAREER HIGHS

<b>Points</b>	
Season	--
Career	31 vs. Drexel (11/12/17)
Big Ten	21 vs. Maryland (12/31/17)
<b>Rebounds</b>	
Season	--
Career	8 vs. Siena (11/10/17)
Big Ten	5 - 3 times
<b>Assists</b>	
Season	--
Career	3 vs. LA Tech (11/24/17)
Big Ten	2 - 3 times
<b>Steals</b>	
Season	--
Career	3 vs. Siena (11/10/17)
Big Ten	2 - 2 times
<b>Blocks</b>	
Season	--
Career	5 vs. Drexel (11/12/17)
Big Ten	2 vs. Illinois (1/29/17)
<b>Field Goals Made</b>	
Season	--
Career	10 vs. Drexel (11/12/17)
Big Ten	8 vs. Maryland (12/31/17)
<b>3-Point Field Goals Made</b>	
Season	--
Career	7 vs. Drexel (11/12/17)
Big Ten	6 at Wisconsin (1/14/18)
<b>Free Throws Made</b>	
Season	--
Career	5 vs. Manhattan (12/3/17)
Big Ten	4 - 3 times
<b>Minutes</b>	
Season	--
Career	37 at American (12/20/17)
Big Ten	36 vs. Rutgers (1/18/18)

## 2018-19 NOTES

- Finished as Penn State's third-leading scorer a season ago with 11.2 points per game and led the team with 71 made three-pointers.



# 33 Lauren EBO

Fr./Fr. • Forward • 6-4  
Washington D.C./Riverdale Baptist  
Business



## CAREER STATS

Season	gp-gs	min/avg	Total		3-Point		F-Throws		Rebounds				Scoring							
			fg-fga	pct	fg-fga	pct	ft-fa	pct	off	def	tot	avg	pf	fo	ast	to	blk	stl	pts	avg
2018-19	7-5	126/18.0	9-23	.391	0-0	.000	5-8	.625	10	18	28	4.0	20	0	1	18	10	1	23	3.3
<b>TOTAL</b>	<b>7-5</b>	<b>126/18.0</b>	<b>9-23</b>	<b>.391</b>	<b>0-0</b>	<b>.000</b>	<b>5-8</b>	<b>.625</b>	<b>10</b>	<b>18</b>	<b>28</b>	<b>4.0</b>	<b>20</b>	<b>0</b>	<b>1</b>	<b>18</b>	<b>10</b>	<b>1</b>	<b>23</b>	<b>3.3</b>

## 2018-19 GAME-BY-GAME STATS

Opponent	Date	gs	min	fg-fga	pct	3fg-fga	pct	ft-fa	pct	off	def	tot	avg	pf	a	t/o	blk	stl	pts	avg	
PROVIDENCE	11/08/18	*	11	0-2	.000	0-0	.000	0-0	.000	2	4	6	6.0	4	0	4	1	0	0	0.0	
#24 CALIFORNIA	11/11/18	*	17	0-4	.000	0-0	.000	1-2	.500	2	2	4	5.0	4	1	1	2	0	1	0.5	
PRINCETON	11/18/18	*	12	0-4	.000	0-0	.000	0-0	.000	1	3	4	4.7	0	0	1	1	0	0	0.3	
NORTH DAKOTA	11/21/18		18	2-2	1.000	0-0	.000	2-2	1.000	0	2	2	4.0	2	0	0	0	0	6	1.8	
STONY BROOK	11/25/18	*	19	2-2	1.000	0-0	.000	0-0	.000	1	0	1	3.4	2	0	6	1	1	4	2.2	
at Florida State	11/29/18	*	31	1-3	.333	0-0	.000	1-2	.500	1	5	6	3.8	4	0	4	2	0	3	2.3	
JACKSONVILLE	12/2/18		18	4-6	.667	0-0	.000	1-2	.500	3	2	5	4.0	4	0	2	3	0	9	3.3	
<b>Totals</b>			<b>5</b>	<b>126</b>	<b>9-23</b>	<b>.391</b>	<b>0-0</b>	<b>.000</b>	<b>5-8</b>	<b>.625</b>	<b>10</b>	<b>18</b>	<b>28</b>	<b>4.0</b>	<b>20</b>	<b>1</b>	<b>18</b>	<b>10</b>	<b>1</b>	<b>23</b>	<b>3.3</b>

### SEASON/CAREER HIGHS

**Points**  
Season 9 vs. Jacksonville (12/2/18)  
Career 9 vs. Jacksonville (12/2/18)  
Big Ten --

**Rebounds**  
Season 6 - 2 times  
Career 6 - 2 times  
Big Ten --

**Assists**  
Season 1 vs. Cal (11/11/18)  
Career 1 vs. Cal (11/11/18)  
Big Ten --

**Steals**  
Season 1 v. Stony Brook (11/25/18)  
Career 1 v. Stony Brook (11/25/18)  
Big Ten --

**Blocks**  
Season 3 vs. Jacksonville (12/2/18)  
Career 3 vs. Jacksonville (12/2/18)  
Big Ten --

**Field Goals Made**  
Season 4 vs. Jacksonville (12/2/18)  
Career 4 vs. Jacksonville (12/2/18)  
Big Ten --

**3-Point Field Goals Made**  
Season n/a  
Career n/a  
Big Ten --

**Free Throws Made**  
Season 2 vs. N. Dakota (11/21/18)  
Career 2 vs. N. Dakota (11/21/18)  
Big Ten --

**Minutes**  
Season 31 at Florida St. (11/29/18)  
Career 31 at Florida St. (11/29/18)  
Big Ten --

Games played: 7  
Minutes/game: 18.0  
Points/game: 3.3  
FG Pct: 39.1  
FT Pct: 62.5

Rebounds/game: 4.0  
Assists/game: 0.1  
Turnovers/game: 2.6  
Assist/turnover ratio: 0.1  
Steals/game: 0.1  
Blocks/game: 1.4

## 2018-19 NOTES

- Registered a career-best 9 points and 3 blocks in a win over Jacksonville (12/2).
- Comes to Penn State after spending two years at Riverdale Baptist School and two years at Paul VI Catholic High School...Led Riverdale Baptist to a pair of 20-plus win seasons, including the Independent School National Championship as a senior.

# 34 Sarah McMURTRY | Sr./Sr. • Guard • 5-6 Pittsburgh, Pa./Upper St. Clair Accounting



## AWARDS AND HONORS

Two-time Big Ten Sportsmanship Award Winner (2016, 2017)  
Two-time Team Captain (2016-17, 2017-18)

## CAREER STATS

Season	gp-gs	min/avg	Total		3-Point		F-Throws			Rebounds				Scoring						
			fg-fga	pct	fg-fga	pct	ft-fa	pct	off	def	tot	avg	pf	fo	ast	to	blk	stl	pts	avg
2015-16	8-0	9/1.1	1-1	1.000	1-1	1.000	0-0	.000	0	0	0	0.0	0	0	0	1	0	0	3	0.4
2016-17	8-0	15/1.9	0-1	.000	0-1	.000	0-0	.000	0	0	0	0.0	0	0	0	0	0	0	0	0.0
2017-18	6-0	11/1.8	0-2	.000	0-1	.000	0-0	.000	0	0	0	0.0	0	0	0	0	0	0	0	0.0
TOTAL	22-0	35/1.6	1-4	.250	1-3	.333	0-0	.000	0	0	0	0.0	0	0	0	1	0	0	3	0.1

### SEASON/CAREER HIGHS

<b>Points</b>	
Season	--
Career	3 vs. Maryland (1/27/16)
Big Ten	3 vs. Maryland (1/27/16)
<b>Rebounds</b>	
Season	--
Career	n/a
Big Ten	n/a
<b>Assists</b>	
Season	--
Career	n/a
Big Ten	n/a
<b>Steals</b>	
Season	--
Career	n/a
Big Ten	n/a
<b>Blocks</b>	
Season	--
Career	n/a
Big Ten	n/a
<b>Field Goals Made</b>	
Season	--
Career	1 vs. Maryland (1/27/16)
Big Ten	1 vs. Maryland (1/27/16)
<b>3-Point Field Goals Made</b>	
Season	--
Career	1 vs. Maryland (1/27/16)
Big Ten	1 vs. Maryland (1/27/16)
<b>Free Throws Made</b>	
Season	--
Career	n/a
Big Ten	n/a
<b>Minutes</b>	
Season	--
Career	4 vs. Siena (11/10/17)
Big Ten	2 vs. Wisconsin (1/16/17)

## 2018-19 GAME-BY-GAME STATS

## 2018-19 NOTES

- Enters senior season as a two-time team captain and two-time winner of the Big Ten Sportsmanship Award...Joined program as a walk-on in October 2015 and was added to scholarship for the 2016-17 season in Spring 2016.

# 43 Bexley WALLACE | Fr./Fr. • Forward • 6-3

Pickerington, Ohio/Pickerington Central Psychology



## CAREER STATS

Season	gp-gs	min/avg	Total		3-Point		F-Throws		Rebounds				Scoring							
			fg-fga	pct	fg-fga	pct	ft-fa	pct	off	def	tot	avg	pf	fo	ast	to	blk	stl	pts	avg
2018-19	8-2	101/12.6	7-13	.538	0-0	.000	4-6	.667	7	11	18	2.3	16	0	2	9	3	1	18	2.3
TOTAL	8-2	101/12.6	7-13	.538	0-0	.000	4-6	.667	7	11	18	2.3	16	0	2	9	3	1	18	2.3

## 2018-19 GAME-BY-GAME STATS

Opponent	Date	gs	min	fg-fga	pct	3fg-fga	pct	ft-fa	pct	off	def	tot	avg	pf	a	t/o	blk	stl	pts	avg
PROVIDENCE	11/08/18	13	1-2	.500	0-0	.000	0-0	.000	1	4	5	5.0	2	0	1	0	0	0	2	2.0
#24 CALIFORNIA	11/11/18	17	2-4	.500	0-0	.000	0-0	.000	2	1	3	4.0	4	0	0	0	0	0	4	3.0
at Fordham	11/14/18	*	4	0-0	.000	0-0	.000	0-0	.000	0	0	0	2.7	1	0	0	0	0	0	2.0
PRINCETON	11/18/18	2	0-0	.000	0-0	.000	0-0	.000	0	0	0	2.0	2	1	1	0	0	0	1.5	
NORTH DAKOTA	11/21/18	*	9	0-0	.000	0-0	.000	0-0	.000	0	0	1.6	1	0	0	1	0	0	1.2	
STONY BROOK	11/25/18	17	0-0	.000	0-0	.000	3-4	.750	2	2	4	2.0	3	0	2	1	1	3	1.5	
at Florida State	11/29/18	26	4-5	.800	0-0	.000	1-2	.500	1	4	5	2.4	1	0	2	0	0	9	2.6	
JACKSONVILLE	12/2/18	13	0-2	.000	0-0	.000	0-0	.000	1	0	1	2.3	2	1	3	1	0	0	2.3	
Totals		2	101	7-13	.538	0-0	.000	4-6	.667	7	11	18	2.3	16	2	9	3	1	18	2.3

### SEASON/CAREER HIGHS

**Points**  
 Season 9 at Florida St. (11/29/18)  
 Career 9 at Florida St. (11/29/18)  
 Big Ten --

**Rebounds**  
 Season 5 - 2 times  
 Career 5 - 2 times  
 Big Ten --

**Assists**  
 Season 1 - 2 times  
 Career 1 - 2 times  
 Big Ten --

**Steals**  
 Season 1 v. Stony Brook (11/25/18)  
 Career 1 v. Stony Brook (11/25/18)  
 Big Ten --

**Blocks**  
 Season 1 - 3 times  
 Career 1 - 3 times  
 Big Ten --

**Field Goals Made**  
 Season 4 at Florida St. (11/29/18)  
 Career 4 at Florida St. (11/29/18)  
 Big Ten --

**3-Point Field Goals Made**  
 Season n/a  
 Career n/a  
 Big Ten --

**Free Throws Made**  
 Season 3 v. Stony Brook (11/25/18)  
 Career 3 v. Stony Brook (11/25/18)  
 Big Ten --

**Minutes**  
 Season 26 at Florida St. (11/29/18)  
 Career 26 at Florida St. (11/29/18)  
 Big Ten --

Games played: 8  
 Minutes/game: 12.6  
 Points/game: 2.3  
 FG Pct: 53.8  
 FT Pct: 66.7

Rebounds/game: 2.3  
 Assists/game: 0.3  
 Turnovers/game: 1.1  
 Assist/turnover ratio: 0.2  
 Steals/game: 0.1  
 Blocks/game: 0.4

## 2018-19 NOTES

- Has averaged 12.6 minutes per game in her first seven collegiate contests...earned first career start at Fordham (11/14).
- Scored a career-best 9 points and pulled down 5 rebounds in a career-high 26 minutes of action at Florida State (11/29).
- Comes to Penn State after success at both the high school level and international stage... Was a part of the USA Basketball 16U squad that captured the bronze medal with a 4-1 record at the 2015 FIBA Americas U16 Championship in Puebla, Mexico...Was a four-time All-Conference pick at Pickerington Central High School.

GAME 1: PENN STATE 74, PROVIDENCE 72

Official Basketball Box Score -- Game Totals -- Final Statistics  
 Providence vs Penn State  
 11/05/18 7:01 PM at University Park, Pa. - Bryce Jordan Cntr

Providence 72 • 0-1

#	Player	Total			3-Ptr			Rebounds			PF	TP	A	TO	Blk	Stl	Min
		FG	FGA	FT	FTA	FG	FGA	FT	FTA	Off							
20	BASKERVILLE, Mary	f	1-3	0-0	0-0	1	2	3	2	2	1	1	2	2	9		
11	JOLIN, Maddie	f	4-11	1-5	1-2	0	3	3	2	10	3	2	0	1	32		
02	WILLIAMS, Chanell	a	3-10	0-2	4-4	2	1	3	10	3	4	0	1	1	29		
11	NOGIC, Jovana	g	7-17	4-9	0-0	0	3	3	4	18	1	1	0	3	29		
22	ORLANDO, Olivia	g	6-11	0-0	0-2	1	5	6	2	2	3	1	0	1	11		
00	WEBB, Kaela	f	1-1	2-4	1-2	1	0	1	2	15	2	1	0	2	23		
01	SCOTT, Earkette	g	0-0	0-0	0-0	0	0	0	0	0	0	0	0	0	2		
05	SPWAK, Kyra	f	1-3	0-2	0-0	0	0	1	1	2	2	1	0	0	17		
23	CHE, Clara	g	0-0	0-0	0-0	0	0	0	1	0	0	1	0	0	7		
32	GEARY, Alyssa	g	3-3	1-1	0-0	0	1	1	1	7	1	0	2	0	15		
33	COOPER, Andrea	g	3-5	0-0	0-2	1	4	5	2	6	1	2	0	0	31		
Team						1	1	2									
Totals			29-64	8-23	6-12	7	21	28	20	72	17	14	4	10	200		

1st - FG %:	12-21	57.1%	2nd:	4-16	25.0%	3rd:	10-16	62.5%	4th:	3-11	27.3%	Game:	29-64	45.3%	Deadball	
3FG %:	1-2	50.0%	FT %:	2-4	50.0%	Reb %:	2-2	100.0%	Off %:	9-22	40.9%	Def %:	9-22	40.9%	Rebounds	8,1

Penn State 74 • 1-0

#	Player	Total			3-Ptr			Rebounds			PF	TP	A	TO	Blk	Stl	Min
		FG	FGA	FT	FTA	FG	FGA	FT	FTA	Off							
01	Alisia Smith	f	4-6	0-0	0-6	3	4	7	5	13	0	4	2	0	21		
33	Lauren Ebo	g	0-2	0-0	0-0	2	4	6	4	0	0	4	1	0	11		
02	Amari Carter	g	6-13	3-6	0-0	1	4	5	15	1	3	0	3	32			
04	Siyeh Frazier	g	5-10	0-0	0-0	1	2	3	4	10	3	1	0	3	30		
11	Teniya Page	g	4-12	1-3	4-7	0	7	7	13	3	7	0	1	37			
03	Karisma Ortiz	g	0-3	0-1	0-0	1	2	3	0	0	1	3	0	1	10		
05	Kamaria McDaniel	g	4-8	0-2	4-4	1	5	6	0	12	4	2	0	1	29		
24	Sam Breen	g	3-6	1-3	2-2	3	4	7	2	9	1	1	0	0	17		
43	Bexley Wallace	g	1-2	0-0	0-0	1	4	5	2	2	1	0	0	0	13		
Team						2	0	2									
Totals			27-62	5-15	15-19	15	31	46	20	74	13	22	3	9	200		

1st - FG %:	9-34	26.5%	2nd:	5-14	35.7%	3rd:	6-16	37.5%	4th:	6-16	37.5%	Game:	27-62	43.5%	Deadball	
3FG %:	1-1	100.0%	FT %:	3-4	75.0%	Reb %:	2-2	100.0%	Off %:	5-22	22.7%	Def %:	15-19	78.9%	Rebounds	2

Officials: Don Kantner, Denise Brookes, Kevin Pethel  
 Technical fouls: Providence-None, Penn State-None.  
 Attendance: 2115

Score by periods	1st	2nd	3rd	4th	Total
Providence	30	10	23	9	72
Penn State	21	15	23	74	

Points	In	Off	2nd	Fast	Bench
PC	28	18	11	17	23
PSU	26	18	11	17	23

Low FG - PC 4th-03:58, PSU 4th-00:36.  
 Largest lead - PC by 15 3rd-03:48, PSU by 2 1st-05:17.  
 PC led for 36:10, PSU led for 01:54, Game was tied for 01:56.

Score tied - 6 times.  
 Lead changed - 13 times.

GAME 2: #24 CAL 75, PENN STATE 58

Official Basketball Box Score -- Game Totals -- Final Statistics  
 #24 California vs Penn State  
 11/11/18 2:01 PM at University Park, Pa. - Bryce Jordan Cntr

#24 California 75 • 2-0

#	Player	Total			3-Ptr			Rebounds			PF	TP	A	TO	Blk	Stl	Min
		FG	FGA	FT	FTA	FG	FGA	FT	FTA	Off							
33	Brown, Jaelyn	f	7-9	1-1	1-1	0	7	7	4	16	1	0	1	2	31		
31	Anigwe, Kristine	c	9-18	1-1	5-9	8	14	22	4	24	2	6	2	2	35		
01	Thomas, Asha	g	4-7	1-4	2-2	2	2	4	2	11	2	2	0	2	33		
14	Smith, Kianna	g	1-11	1-7	2-2	0	3	3	1	5	4	5	0	0	33		
24	Caldwell, Recee	g	4-10	1-4	0-0	1	6	7	4	9	5	4	1	1	37		
00	Forbes, McKenzie	g	2-3	1-2	3-3	0	1	1	0	8	0	0	1	1	13		
04	Styles, Alaysia	g	1-2	0-0	0-0	0	0	0	2	2	1	1	0	0	10		
20	Mosley, Mo	g	0-0	0-0	0-0	0	1	1	0	0	0	1	0	0	1		
30	West, CJ	g	0-2	0-0	0-0	2	2	2	0	2	0	0	0	0	7		
Team						2	2	2									
Totals			28-62	6-19	13-17	15	34	49	17	75	15	21	5	9	200		

1st - FG %:	5-16	31.3%	2nd:	5-12	41.7%	3rd:	9-17	52.9%	4th:	9-17	52.9%	Game:	28-62	45.2%	Deadball	
3FG %:	1-4	25.0%	FT %:	3-7	42.9%	Reb %:	0-3	0.0%	Off %:	2-5	40.0%	Def %:	6-19	31.6%	Rebounds	2

Penn State 58 • 1-1

#	Player	Total			3-Ptr			Rebounds			PF	TP	A	TO	Blk	Stl	Min
		FG	FGA	FT	FTA	FG	FGA	FT	FTA	Off							
01	Alisia Smith	f	3-9	0-0	4-5	6	5	11	3	10	0	4	3	4	26		
33	Lauren Ebo	g	0-4	0-0	1-2	2	2	4	4	1	1	1	2	0	17		
02	Amari Carter	g	2-10	1-4	0-0	1	3	4	2	5	4	1	0	0	31		
04	Siyeh Frazier	g	6-14	2-4	3-3	1	1	2	1	17	0	2	0	3	27		
11	Teniya Page	g	4-16	2-7	0-0	3	3	6	0	10	4	0	0	1	35		
03	Karisma Ortiz	g	2-4	0-0	0-0	1	3	4	4	4	1	4	0	0	16		
05	Kamaria McDaniel	g	2-9	0-5	3-3	1	1	2	1	7	1	2	0	0	17		
24	Sam Breen	g	0-2	0-1	0-0	2	2	2	0	0	2	1	0	1	14		
43	Bexley Wallace	g	2-4	0-0	0-0	2	1	3	4	4	0	0	0	0	17		
Team						2	0	2									
Totals			21-72	5-21	11-15	19	21	40	19	58	13	15	5	9	200		

1st - FG %:	3-16	18.8%	2nd:	8-18	44.4%	3rd:	6-23	26.1%	4th:	4-15	26.7%	Game:	21-72	29.2%	Deadball	
3FG %:	1-3	33.3%	FT %:	2-6	33.3%	Reb %:	1-6	16.7%	Off %:	1-6	16.7%	Def %:	5-21	23.8%	Rebounds	2

Officials: Felicia Grinter, Jesse Dickerson, Cameron Inouye  
 Technical fouls: #24 California-None, Penn State-None.  
 Attendance: 2406

Score by periods	1st	2nd	3rd	4th	Total
#24 California	13	20	21	21	75
Penn State	10	19	16	13	58

Points	In	Off	2nd	Fast	Bench
CAL	32	13	10	6	10
PSU	24	25	17	14	15

Last FG - CAL 4th-01:28, PSU 4th-00:13.  
 Largest lead - CAL by 21 4th-01:28, PSU by 4 3rd-03:14.  
 CAL led for 29:04, PSU led for 04:49, Game was tied for 06:07.

Score tied - 7 times.  
 Lead changed - 8 times.

GAME 3: PENN STATE 72, FORDHAM 55

Official Basketball Box Score -- Game Totals -- Final Statistics  
 Penn State vs Fordham  
 11/14/18 7:00 pm at Rose Hill Gym (Bronx, NY)

Penn State 72 • 2-1

#	Player	Total			3-Ptr			Rebounds			PF	TP	A	TO	Blk	Stl	Min
		FG	FGA	FT	FTA	FG	FGA	FT	FTA	Off							
01	Alisia Smith	f	7-10	0-0	2-2	4	4	8	3	16	1	1	2	0	28		
43	Bexley Wallace	f	0-0	0-0	0-0	0	0	0	1	0	0	0	0	0	4		
02	Amari Carter	g	1-8	1-4	2-2	0	5	5	2	5	3	1	1	0	33		
04	Siyeh Frazier	g	6-11	1-2	3-3	1	4	5	3	15	3	5	0	4	36		
11	Teniya Page	g	10-20	2-3	4-4	0	5	5	25	2	2	0	2	34			
03	Karisma Ortiz	g	3-6	0-0	0-0	0	7	7	1	6	5	1	0	2	31		
05	Kamaria McDaniel	g	1-7	0-4	0-0	0	1	1	2	2	1	0	0	24			
22	Leah Knizner	g	0-0	0-0	0-0	0	0	0	0	0	0	1	0	0	3		
24	Sam Breen	g	1-1	1-1	0-0	0	1	1	3	0	1	0	1	7			
Team						0	0	0									
Totals			29-63	5-14	9-11	5	27	32	15	72	15	12	3	9	200		

1st - FG %:	6-16	37.5%	2nd:	10-18	55.6%	3rd:	6-15	40.0%	4th:	7-14	50.0%	Game:	29-63	46.0%	Deadball	
3FG %:	1-4	25.0%	FT %:	4-5												



GAME 5: PENN STATE 75, NORTH DAKOTA 68

Official Basketball Box Score -- Game Totals -- Final Statistics  
North Dakota vs Penn State  
11/21/18 2:01 PM at University Park, Pa. - Bryce Jordan Cntr

North Dakota 68 • 1-3

#	Player	Total			3-Ptr			Rebounds			PF	TP	A	TO	Blk	Stl	Min
		FG	FGA	FT	FTA	FG	FGA	FT	FTA	Off							
34	KLABO, Lexi	f	12-16	3-4	0-0	3	7	10	5	27	2	6	0	1	37		
15	DOOLEY, Faith	c	3-6	0-0	1-4	3	5	8	5	7	0	4	0	0	27		
04	MORTON, Jill	g	7-12	0-2	2-2	3	0	3	5	16	4	7	0	4	35		
12	JARNOT, Alaina	g	1-2	0-0	0-0	0	1	1	3	2	6	1	0	0	28		
22	STRAND, Bailey	g	2-12	1-7	0-0	0	1	1	2	5	1	0	0	0	36		
01	JARNOT, Jaclyn	g	0-0	0-0	0-0	0	0	0	0	0	0	0	0	0	1		
03	DAILEY, Melissa	g	0-1	0-1	0-0	0	0	0	1	0	0	0	0	0	3		
10	ORTH, Claire	g	3-5	0-2	0-0	0	1	1	1	6	1	0	0	1	10		
20	REINKE, Mikayla	g	0-0	0-0	0-0	0	1	1	4	0	1	2	0	0	8		
24	FLEECES, Julia	g	2-4	1-2	0-0	0	2	2	4	5	0	2	0	0	15		
Team						2	3	5									
Totals			30-58	5-18	3-6	11	21	32	30	68	15	23	0	6	200		

1st - FG %:	5-14	35.7%	2nd - FG %:	7-16	43.8%	3rd - FG %:	11-17	64.7%	4th - FG %:	7-11	63.6%	Game:	30-58	51.7%	Deadball	
3FG %:	1-9	11.1%	3FG %:	0-6	0.0%	3FG %:	1-3	33.3%	3FG %:	1-3	33.3%		5-18	27.8%	Rebounds	
FT %:	1-2	50.0%	FT %:	0-2	0.0%	FT %:	2-2	100.0%	FT %:	3-6	50.0%		3-6	50.0%		2

Penn State 75 • 4-1

#	Player	Total			3-Ptr			Rebounds			PF	TP	A	TO	Blk	Stl	Min
		FG	FGA	FT	FTA	FG	FGA	FT	FTA	Off							
01	Alisia Smith	f	7-9	0-0	3-4	5	3	8	4	17	0	3	0	1	31		
43	Bexley Wallace	f	0-0	0-0	0-0	0	0	0	1	0	0	0	1	0	9		
02	Amari Carter	g	3-8	1-3	6-6	1	1	2	0	13	5	0	0	3	38		
04	Siyeh Frazier	g	5-9	0-3	5-7	1	4	5	4	15	5	3	0	4	32		
11	Teniya Page	g	3-12	1-6	8-10	0	2	2	3	15	1	4	0	0	28		
03	Karisma Ortiz	g	0-1	0-0	0-0	0	1	1	2	0	2	3	1	1	25		
05	Kamaria McDaniel	g	3-9	1-6	2-5	0	2	2	1	9	1	2	0	1	17		
12	Kayleigh Semion	g	0-0	0-0	0-0	0	0	0	0	0	0	0	0	0	2		
33	Lauren Ebo	g	2-2	0-0	2-2	0	2	2	2	6	0	0	0	0	18		
Team						1	3	4									
Totals			23-50	3-18	26-34	8	18	26	17	75	14	15	2	10	200		

1st - FG %:	9-13	69.2%	2nd - FG %:	3-12	25.0%	3rd - FG %:	4-12	33.3%	4th - FG %:	7-13	53.8%	Game:	23-50	46.0%	Deadball	
3FG %:	1-2	50.0%	3FG %:	0-8	0.0%	3FG %:	1-4	25.0%	3FG %:	3-18	16.7%		3-18	16.7%	Rebounds	
FT %:	7-8	87.5%	FT %:	0-0	0.0%	FT %:	3-6	50.0%	FT %:	16-20	80.0%		26-34	76.5%		6

Officials: Jennifer Rezac, Starr Jefferson, Carmen Portorreal  
Technical fouls: North Dakota-None. Penn State-None.  
Attendance: 1881

Score by periods	1st	2nd	3rd	4th	Total
North Dakota	13	14	24	17	68
Penn State	26	6	12	31	75

Points	In	Off	2nd	Fast	Bench
UND	36	12	15	18	11
PSU	34	37	11	19	15

Last FG - UND 4th-00:33, PSU 4th-02:54.  
Largest lead - UND by 11 4th-05:30, PSU by 13 1st-00:00.  
UND led for 18:48, PSU led for 19:00. Game was tied for 02:09.

Score tied - 3 times.  
Lead changed - 3 times.

GAME 6: STONY BROOK 81, PENN STATE 70

Official Basketball Box Score -- Game Totals -- Final Statistics  
Stony Brook vs Penn State  
11/25/18 2:06 PM at University Park, Pa. - Bryce Jordan Cntr

Stony Brook 81 • 4-1

#	Player	Total			3-Ptr			Rebounds			PF	TP	A	TO	Blk	Stl	Min
		FG	FGA	FT	FTA	FG	FGA	FT	FTA	Off							
03	GOUCHIE-PROVENCHÉ	f	1-5	1-2	0-0	1	1	2	4	3	0	2	0	1	11		
33	PAGAN, India	f	7-8	0-0	0-2	1	5	6	5	14	1	3	0	1	25		
11	MATTHEWS, Jerell	g	7-17	2-9	2-2	4	4	8	4	18	3	4	0	4	40		
15	JOHNSON, Shania	g	8-24	6-14	3-3	2	2	4	3	25	9	2	0	1	40		
24	ZEISE, Hailey	g	0-2	0-1	2-2	4	2	6	3	2	3	3	0	3	40		
04	WARREN, Anastasia	g	4-8	0-2	5-6	1	3	4	3	13	4	3	0	0	27		
12	SMITH, Kina	g	2-2	0-0	2-4	3	3	6	2	6	0	2	0	1	15		
30	DIXON, Kyra	g	0-0	0-0	0-0	0	0	0	0	0	0	0	0	0	2		
Team						2	1	3									
Totals			29-66	9-28	14-19	18	21	39	24	81	20	20	0	11	200		

1st - FG %:	8-20	40.0%	2nd - FG %:	9-18	50.0%	3rd - FG %:	7-14	50.0%	4th - FG %:	5-14	35.7%	Game:	29-66	43.9%	Deadball	
3FG %:	1-9	11.1%	3FG %:	6-10	60.0%	3FG %:	1-4	25.0%	3FG %:	1-5	20.0%		9-28	32.1%	Rebounds	
FT %:	0-0	0.0%	FT %:	2-2	100.0%	FT %:	0-0	0.0%	FT %:	12-17	70.6%		14-19	73.7%		3

Penn State 70 • 4-2

#	Player	Total			3-Ptr			Rebounds			PF	TP	A	TO	Blk	Stl	Min
		FG	FGA	FT	FTA	FG	FGA	FT	FTA	Off							
01	Alisia Smith	f	0-3	0-0	4-4	0	4	4	2	4	2	4	0	2	28		
33	Lauren Ebo	f	2-2	0-0	0-0	1	0	1	2	4	0	6	1	1	19		
02	Amari Carter	g	0-0	0-0	0-0	0	0	0	0	0	0	0	0	0	1		
04	Siyeh Frazier	g	3-6	0-1	0-0	1	3	4	5	6	1	3	0	3	21		
11	Teniya Page	g	12-22	1-6	9-11	0	3	3	1	34	2	3	0	1	40		
03	Karisma Ortiz	g	2-5	0-3	2-4	1	5	6	2	6	1	5	1	2	38		
05	Kamaria McDaniel	g	3-8	1-3	6-8	1	1	2	2	13	1	1	1	3	21		
12	Kayleigh Semion	g	0-1	0-1	0-0	0	1	1	1	0	1	0	0	0	12		
22	Leah Knizner	g	0-1	0-1	0-0	0	0	0	0	0	0	0	0	0	3		
43	Bexley Wallace	g	0-0	0-0	3-4	2	2	4	3	3	0	2	1	1	17		
Team						3	2	5									
Totals			22-48	2-15	24-31	9	21	30	18	70	7	22	4	12	200		

1st - FG %:	4-13	30.8%	2nd - FG %:	4-10	40.0%	3rd - FG %:	9-13	69.2%	4th - FG %:	5-12	41.7%	Game:	22-48	45.8%	Deadball	
3FG %:	0-4	0.0%	3FG %:	0-3	0.0%	3FG %:	0-2	0.0%	3FG %:	2-6	33.3%		2-15	13.3%	Rebounds	
FT %:	1-2	50.0%	FT %:	4-4	100.0%	FT %:	7-7	100.0%	FT %:	12-18	66.7%		24-31	77.4%		3

Officials: Mark Zentz, Tiffany Bird, Marcus Clayton  
Technical fouls: Stony Brook-None. Penn State-None.  
Attendance: 2018

Score by periods	1st	2nd	3rd	4th	Total
Stony Brook	17	26	15	23	81
Penn State	9	12	25	24	70

Points	In	Off	2nd	Fast	Bench
SBUWBB	36	23	11	20	19
PSU	34	15	7	10	22

Last FG - SBUWBB 4th-03:31, PSU 4th-00:04.  
Largest lead - SBUWBB by 24 2nd-01:15, PSU None.  
SBUWBB led for 38:23, PSU led for 00:00. Game was tied for 01:17.

Score tied - 0 times.  
Lead changed - 0 times.

GAME 7: FLORIDA STATE 87, PENN STATE 58

Official Basketball Box Score -- Game Totals -- Final Statistics  
Penn State vs Florida State  
11/29/18 7:00 pm at the Tucker Center - Tallahassee, Florida

Penn State 58 • 4-3

#	Player	Total			3-Ptr			Rebounds			PF	TP	A	TO	Blk	Stl	Min
		FG	FGA	FT	FTA	FG	FGA	FT	FTA	Off							
33	Lauren Ebo	f	1-3	0-0	1-2	1	5	6	4	3	0	4	2	0	31		
03	Karisma Ortiz	g	1-2	0-1	0-0	2	2	4	1	2	4	2	0	1	34		
04	Siyeh Frazier	g	2-11	0-1	0-2	1	7	8	1	4	1	4	0	0	33		
05	Kamaria McDaniel	g	10-14	2-4	2-2	1	3	4	24	3	3	0	1	38			
11	Teniya Page	g	6-19	1-6	3-3	0	0	0	1	16	0	3	0	1	36		
12	Kayleigh Semion	g	0-1	0-1	0-0	0	0	0	0	0	0	0	0	0	2		
43	Bexley Wallace	g	4-5	0-0	1-2	1	4	5	1	9	0	2	0	0	26		
Team						2	1	3									
Totals			24-55	3-13	7-11	8	22	30	12	58	5	18	2	3	200		

</

**2018-19 Penn State Women's Basketball  
Penn State Season Schedule/Results & Leaders (as of Dec 03, 2018)  
All games**

<b>RECORD:</b>	<b>OVERALL</b>	<b>HOME</b>	<b>AWAY</b>	<b>NEUTRAL</b>
ALL GAMES	5-3	4-2	1-1	0-0
CONFERENCE	0-0	0-0	0-0	0-0
NON-CONFERENCE	5-3	4-2	1-1	0-0

<b>Date</b>	<b>Opponent</b>	<b>Score</b>	<b>Att. High Points</b>	<b>High Rebounds</b>
11/08/18	PROVIDENCE	W 74-72	2115 (15)Amari Carter	(7)Sam Breen (7)Alisia Smith
11/11/18	#24 CALIFORNIA	58-75 L	2406 (17)Siyeh Frazier	(11)Alisia Smith
11/14/18	at Fordham	W 72-55	639 (25)Teniya Page	(8)Alisia Smith
11/18/18	PRINCETON	Wot 79-71	2026 (23)Teniya Page	(11)Alisia Smith
11/21/18	NORTH DAKOTA	W 75-68	1881 (17)Alisia Smith	(8)Alisia Smith
11/25/18	STONY BROOK	70-81 L	2018 (34)Teniya Page	(6)Karisma Ortiz
11/29/18	at Florida State	58-87 L	2501 (24)Kamaria McDaniel	(8)Siyeh Frazier
12/2/18	JACKSONVILLE	W 80-61	2121 (27)Teniya Page	(14)Alisia Smith

\* - Conference game

<b>Attendance Summary</b>	<b>Games</b>	<b>Attend</b>	<b>Avg/Game</b>
Home	6	12567	2094
Away	2	3140	1570
Neutral	0	0	0
Total	8	15707	1963

**2018-19 Penn State Women's Basketball  
Penn State Team Game-by-Game (as of Dec 03, 2018)  
All games**

TEAM STATISTICS

Opponent	Date	Score		Total		3-Pointers		Free throws		Rebounds				pf	a	t/o	blk	stl	pts	avg
				fg-fga	pct	3fg-fga	pct	ft-fta	pct	off	def	tot	avg							
PROVIDENCE	11/08/18	74-72	W	27-62	.435	5-15	.333	15-19	.789	15	31	46	46.0	20	13	22	3	9	74	74.0
#24 CALIFORNIA	11/11/18	58-75	L	21-72	.292	5-21	.238	11-15	.733	19	21	40	43.0	19	13	15	5	9	58	66.0
at Fordham	11/14/18	72-55	W	29-63	.460	5-14	.357	9-11	.818	5	27	32	39.3	15	15	12	3	9	72	68.0
PRINCETON	11/18/18	79-71	Wot	23-59	.390	5-15	.333	28-34	.824	12	37	49	41.8	19	12	21	5	8	79	70.8
NORTH DAKOTA	11/21/18	75-68	W	23-50	.460	3-18	.167	26-34	.765	8	18	26	38.6	17	14	15	2	10	75	71.6
STONY BROOK	11/25/18	70-81	L	22-48	.458	2-15	.133	24-31	.774	9	21	30	37.2	18	7	22	4	12	70	71.3
at Florida State	11/29/18	58-87	L	24-55	.436	3-13	.231	7-11	.636	8	22	30	36.1	12	5	18	2	3	58	69.4
JACKSONVILLE	12/2/18	80-61	W	28-68	.412	9-20	.450	15-20	.750	14	29	43	37.0	20	16	19	15	13	80	70.8
Penn State		566		197-477	.413	37-131	.282	135-175	.771	90	206	296	37.0	140	95	144	39	73	566	70.8
Opponents		570		219-535	.409	58-182	.319	74-105	.705	113	201	314	39.2	166	119	141	22	66	570	71.2

Games played: 8  
Points/game: 70.8  
FG Pct: 41.3  
3FG Pct: 28.2  
FT Pct: 77.1

Rebounds/game: 37.0  
Assists/game: 11.9  
Turnovers/game: 18.0  
Assist/turnover ratio: 0.7  
Steals/game: 9.1  
Blocks/game: 4.9

**2018-19 Penn State Women's Basketball  
Penn State Team High/Low Analysis (as of Dec 03, 2018)  
All games**

**Penn State - TEAM GAME HIGHS**

POINTS	80	JACKSONVILLE (12/2/18)
	79	PRINCETON (11/18/18)
	75	NORTH DAKOTA (11/21/18)
	74	PROVIDENCE (11/08/18)
	72	at Fordham (11/14/18)
FIELD GOALS MADE	29	at Fordham (11/14/18)
	28	JACKSONVILLE (12/2/18)
FIELD GOAL ATTEMPTS	72	#24 CALIFORNIA (11/11/18)
	68	JACKSONVILLE (12/2/18)
FIELD GOAL PERCENTAGE	.460 (29-63)	at Fordham (11/14/18)
	.460 (23-50)	NORTH DAKOTA (11/21/18)
3 PT FIELD GOALS MADE	9	JACKSONVILLE (12/2/18)
	5	PRINCETON (11/18/18)
	5	at Fordham (11/14/18)
	5	#24 CALIFORNIA (11/11/18)
	5	PROVIDENCE (11/08/18)
3 PT FG ATTEMPTS	21	#24 CALIFORNIA (11/11/18)
	20	JACKSONVILLE (12/2/18)
3 PT FG PERCENTAGE	.450 (9-20)	JACKSONVILLE (12/2/18)
	.357 (5-14)	at Fordham (11/14/18)
FREE THROWS MADE	28	PRINCETON (11/18/18)
	26	NORTH DAKOTA (11/21/18)
FREE THROW ATTEMPTS	34	NORTH DAKOTA (11/21/18)
	34	PRINCETON (11/18/18)
FREE THROW PERCENTAGE	.824 (28-34)	PRINCETON (11/18/18)
	.818 (9-11)	at Fordham (11/14/18)
REBOUNDS	49	PRINCETON (11/18/18)
	46	PROVIDENCE (11/08/18)
ASSISTS	16	JACKSONVILLE (12/2/18)
	15	at Fordham (11/14/18)
STEALS	13	JACKSONVILLE (12/2/18)
	12	STONY BROOK (11/25/18)
BLOCKED SHOTS	15	JACKSONVILLE (12/2/18)
	5	PRINCETON (11/18/18)
	5	#24 CALIFORNIA (11/11/18)
TURNOVERS	22	STONY BROOK (11/25/18)
	22	PROVIDENCE (11/08/18)
FOULS	20	JACKSONVILLE (12/2/18)
	20	PROVIDENCE (11/08/18)



**2018-19 Penn State Women's Basketball  
Penn State Player High/Low Analysis (as of Dec 03, 2018)  
All games**

**Penn State - INDIVIDUAL GAME HIGHS**

Points	34		Teniya Page vs Stony Brook (11/25/18)
	27		Teniya Page vs Jacksonville (12/2/18)
	25		Teniya Page at Fordham (11/14/18)
	24		Kamaria McDaniel at Florida State (11/29/18)
	23		Teniya Page vs Princeton (11/18/18)
Field Goals Made	12		Teniya Page vs Stony Brook (11/25/18)
	10		Kamaria McDaniel at Florida State (11/29/18)
	10		Teniya Page at Fordham (11/14/18)
Field Goal Att.	22		Teniya Page vs Stony Brook (11/25/18)
	20		Teniya Page at Fordham (11/14/18)
FG Pct (min 5 made)	.778	(7-9)	Alisia Smith vs North Dakota (11/21/18)
	.714	(10-14)	Kamaria McDaniel at Florida State (11/29/18)
3-Point FG Made	5		Teniya Page vs Jacksonville (12/2/18)
	4		Kamaria McDaniel vs Jacksonville (12/2/18)
	4		Amari Carter vs Princeton (11/18/18)
3-Point FG Att.	9		Teniya Page vs Jacksonville (12/2/18)
	8		Amari Carter vs Princeton (11/18/18)
3-Pt FG Pct (min 2 made)	.667	(4-6)	Kamaria McDaniel vs Jacksonville (12/2/18)
	.667	(2-3)	Teniya Page at Fordham (11/14/18)
Free Throws Made	10		Alisia Smith vs Princeton (11/18/18)
	9		Teniya Page vs Stony Brook (11/25/18)
Free Throw Att.	11		Teniya Page vs Stony Brook (11/25/18)
	11		Teniya Page vs Princeton (11/18/18)
FT Pct (min 3 made)	1.000	(10-10)	Alisia Smith vs Princeton (11/18/18)
	1.000	(6-6)	Amari Carter vs North Dakota (11/21/18)
	1.000	(4-4)	Alisia Smith vs Stony Brook (11/25/18)
	1.000	(4-4)	Kamaria McDaniel vs Providence (11/08/18)
	1.000	(3-3)	Teniya Page at Florida State (11/29/18)
	1.000	(3-3)	Siyeh Frazier vs #24 California (11/11/18)
	1.000	(3-3)	Kamaria McDaniel vs #24 California (11/11/18)
Rebounds	14		Alisia Smith vs Jacksonville (12/2/18)
	11		Alisia Smith vs Princeton (11/18/18)
	11		Alisia Smith vs #24 California (11/11/18)
Assists	5		Siyeh Frazier vs North Dakota (11/21/18)
	5		Amari Carter vs North Dakota (11/21/18)
	5		Karisma Ortiz at Fordham (11/14/18)
Steals	5		Siyeh Frazier vs Jacksonville (12/2/18)
	4		Alisia Smith vs Jacksonville (12/2/18)
	4		Siyeh Frazier vs North Dakota (11/21/18)
	4		Siyeh Frazier at Fordham (11/14/18)
	4		Alisia Smith vs #24 California (11/11/18)
Blocked Shots	4		Siyeh Frazier vs Jacksonville (12/2/18)
	3		Karisma Ortiz vs Jacksonville (12/2/18)
	3		Lauren Ebo vs Jacksonville (12/2/18)
	3		Alisia Smith vs #24 California (11/11/18)
Turnovers	6		Karisma Ortiz vs Jacksonville (12/2/18)
	6		Lauren Ebo vs Stony Brook (11/25/18)
Fouls	5		Siyeh Frazier vs Stony Brook (11/25/18)

**2018-19 Penn State Women's Basketball  
Penn State Points-Rebounds-Assists (as of Dec 03, 2018)  
All games**

Opponent	Date	Score		01	02	03	04	05	11	12
				SMITH,ALIS	CARTER,AMA	ORTIZ,KARI	FRAZIER,SI	MCDANIEL,K	PAGE,TENIY	SEMION,KAY
PROVIDENCE	11/08/18	74-72	w	13-7-0	15-5-1	0-3-1	10-3-3	12-6-4	13-2-3	DNP
#24 CALIFORNIA	11/11/18	58-75	L	10-11-0	5-4-4	4-4-1	17-2-0	7-2-1	10-6-4	DNP
at Fordham	11/14/18	72-55	w	16-8-1	5-5-3	6-7-5	15-5-3	2-1-1	25-5-2	DNP
PRINCETON	11/18/18	79-71	w	16-11-1	17-5-2	7-4-2	11-7-2	5-5-0	23-6-4	0-1-0
NORTH DAKOTA	11/21/18	75-68	w	17-8-0	13-2-5	0-1-2	15-5-5	9-2-1	15-2-1	0-0-0
STONY BROOK	11/25/18	70-81	L	4-4-1	0-0-0	6-6-1	6-4-1	13-2-1	34-3-2	0-1-1
at Florida State	11/29/18	58-87	L	DNP	DNP	2-4-4	4-8-1	24-4-0	16-0-0	0-0-0
JACKSONVILLE	12/2/18	80-61	w	11-14-2	DNP	2-4-4	14-4-2	17-3-2	27-6-4	0-0-1

Opponent	Date	Score		22	24	33	43
				KNIZNER,LE	BREEN,SAM	EBO,LAUREN	WALLACE,BE
PROVIDENCE	11/08/18	74-72	w	DNP	9-7-1	0-6-0	2-5-0
#24 CALIFORNIA	11/11/18	58-75	L	DNP	0-2-2	1-4-1	4-3-0
at Fordham	11/14/18	72-55	w	0-0-0	3-1-0	DNP	0-0-0
PRINCETON	11/18/18	79-71	w	DNP	0-1-0	0-4-0	0-0-1
NORTH DAKOTA	11/21/18	75-68	w	DNP	DNP	6-2-0	0-0-0
STONY BROOK	11/25/18	70-81	L	0-0-0	DNP	4-1-0	3-4-0
at Florida State	11/29/18	58-87	L	DNP	DNP	3-6-0	9-5-0
JACKSONVILLE	12/2/18	80-61	w	0-0-0	DNP	9-5-0	0-1-1

**2018-19 Penn State Women's Basketball  
Penn State Combined Team Statistics (as of Dec 03, 2018)  
All games**

<b>RECORD:</b>	<b>OVERALL</b>	<b>HOME</b>	<b>AWAY</b>	<b>NEUTRAL</b>
ALL GAMES	5-3	4-2	1-1	0-0
CONFERENCE	0-0	0-0	0-0	0-0
NON-CONFERENCE	5-3	4-2	1-1	0-0

##	Player	gp-gs	min	avg	Total		3-Point		F-Throw		Rebounds			pf	dq	a	to	blk	stl	pts	avg	
					fg-fga	fg%	3fg-fga	3fg%	ft-fa	ft%	off	def	tot									avg
11	Teniya Page	8-8	290	36.2	55-137	.401	14-44	.318	39-51	.765	4	26	30	3.8	12	0	20	16	1	8	163	20.4
01	Alisia Smith	7-7	195	27.9	28-55	.509	0-0	.000	31-35	.886	26	37	63	9.0	24	1	5	21	11	13	87	12.4
04	Siyeh Frazier	8-8	244	30.5	33-77	.429	3-13	.231	23-32	.719	8	30	38	4.8	26	2	17	25	4	23	92	11.5
05	Kamaria McDaniel	8-2	203	25.4	31-76	.408	8-31	.258	19-25	.760	5	20	25	3.1	13	0	10	14	2	10	89	11.1
02	Amari Carter	6-6	177	29.5	18-52	.346	10-25	.400	9-9	1.000	4	17	21	3.5	10	1	15	9	2	7	55	9.2
03	Karisma Ortiz	8-2	215	26.9	12-27	.444	0-7	.000	3-5	.600	6	27	33	4.1	14	0	20	26	6	7	27	3.4
33	Lauren Ebo	7-5	126	18.0	9-23	.391	0-0	.000	5-8	.625	10	18	28	4.0	20	0	1	18	10	1	23	3.3
24	Sam Breen	4-0	42	10.5	4-11	.364	2-5	.400	2-4	.500	3	8	11	2.8	3	0	3	4	0	2	12	3.0
43	Bexley Wallace	8-2	101	12.6	7-13	.538	0-0	.000	4-6	.667	7	11	18	2.3	16	0	2	9	3	1	18	2.3
12	Kayleigh Semion	5-0	22	4.4	0-4	.000	0-4	.000	0-0	.000	1	1	2	0.4	1	0	2	0	0	0	0	0.0
22	Leah Knizner	3-0	10	3.3	0-2	.000	0-2	.000	0-0	.000	0	0	0	0.0	1	0	0	1	0	1	0	0.0
Team											16	11	27				1					
Total.....		8	1625		197-477	.413	37-131	.282	135-175	.771	90	206	296	37.0	140	4	95	144	39	73	566	70.8
Opponents.....		8	1625		219-535	.409	58-182	.319	74-105	.705	113	201	314	39.2	166	-	119	141	22	66	570	71.2

TEAM STATISTICS	PSU	OPP	Date	Opponent	Score	Att.
SCORING	566	570	11/08/18	PROVIDENCE	w 74-72	2115
Points per game	70.8	71.2	11/11/18	#24 CALIFORNIA	L 58-75	2406
Scoring margin	-0.5	-	11/14/18	at Fordham	w 72-55	639
FIELD GOALS-ATT	197-477	219-535	11/18/18	PRINCETON	Wot 79-71	2026
Field goal pct	.413	.409	11/21/18	NORTH DAKOTA	w 75-68	1881
3 POINT FG-ATT	37-131	58-182	11/25/18	STONY BROOK	L 70-81	2018
3-point FG pct	.282	.319	11/29/18	at Florida State	L 58-87	2501
3-pt FG made per game	4.6	7.3	12/2/18	JACKSONVILLE	w 80-61	2121
FREE THROWS-ATT	135-175	74-105				
Free throw pct	.771	.705				
F-Throws made per game	16.9	9.3				
REBOUNDS	296	314				
Rebounds per game	37.0	39.2				
Rebounding margin	-2.2	-				
ASSISTS	95	119				
Assists per game	11.9	14.9				
TURNOVERS	144	141				
Turnovers per game	18.0	17.6				
Turnover margin	-0.4	-				
Assist/turnover ratio	0.7	0.8				
STEALS	73	66				
Steals per game	9.1	8.3				
BLOCKS	39	22				
Blocks per game	4.9	2.8				
ATTENDANCE	12567	3140				
Home games-Avg/Game	6-2094	2-1570				
Neutral site-Avg/Game	-	0-0				

\* - Conference game

Score by Periods	1st	2nd	3rd	4th	OT	Totals
Penn State	127	123	131	169	16	566
Opponents	129	146	157	130	8	570



**1 | ALISIA SMITH**

F | So./So. | 6-3  
Lansing, Mich.



**2 | AMARI CARTER**

G | Sr./Jr. | 5-8  
Washington D.C.




**3 | KARISMA ORTIZ**

G | Fr./Fr. | 6-0  
San Jose, Calif.



**4 | SIYEH FRAZIER**

G | Jr./Jr. | 5-9  
Detorit, Mich.



**5 | KAMARIA McDANIEL**

G | So./So. | 5-10  
Inkster, Mich.



**11 | TENIYA PAGE**

G | Sr./Sr. | 5-7  
Chicago, Ill.



**12 | KAYLEIGH SEMION**

G | Sr./Sr. | 5-6  
Dunmore, Pa.



**22 | LEAH KNIZNER**

G | Sr./Sr. | 5-9  
Greensburg, Pa.



**31 | JAIDA TRAVASCIO-GREEN**

G | Jr./Jr. | 6-2  
Lisle, Ill.




**33 | LAUREN EBO**

F | Fr./Fr. | 6-4  
Washington D.C.



**34 | SARAH McMURTRY**

G | Sr./Sr. | 5-6  
Pittsburgh, Pa.



**43 | BEXLEY WALLACE**

F | Fr./Fr. | 6-3  
Pickerington, Ohio



**COQUESE WASHINGTON**

Head Coach  
12th Season  
Notre Dame '93



**ITORO COLEMAN**

Assistant Coach  
Eighth Season  
Clemson '00



**TAMIKA JETER**

Assistant Coach  
Third Season  
Connecticut '02



**GEOFF LANIER**

Assistant Coach  
First Season  
Southern Conn. State '92

**PRONUNCIATIONS**

**Amari Carter**  
**Lauren Ebo**  
**Siyeh Frazier**  
**Leah Knizner**  
**Kamaria McDaniel**  
**Karisma Ortiz**  
**Teniya Page**  
**Kayleigh Semion**

Uh-mar-E  
EE-bo  
sigh-uh Frasier  
KIZZ-ner  
Kuh-mar-E-uh  
Charisma  
tuh-NYE-uh  
Simm-ee-in

**Alisia Smith**  
**Jaida Travascio-Green**  
**Coquese Washington**  
**Itoro Coleman**  
**Tamika Jeter**  
**Geoff Lanier**

Uh-lee-see-uh  
jay-duh truh-VOSS-ee-o

ko-KWEES  
E-tore-uh  
Jet-ur  
Jeff Lan-yer