

PENN STATE MEN'S LACROSSE

GAME 17: PENN STATE vs. LOYOLA-MARYLAND MAY 19, 2019 | RENTSCHLER FIELD | EAST HARTFORD, CONN.

PROJECTED STARTING LINES (Numerical)

ATTACK	GP-GS	G	A	PTS
#1 Grant Ament	15-15	26	83	109
#3 Mac O'Keefe	16-16	66	18	84
#14 Dylan Foulds	16-16	36	13	49

MIDFIELD	GP-GS	G	A	PTS
#7 TJ Malone	16-8	30	6	36
#13 Nick Spillane	16-16	25	19	44
#25 Jack Kelly	13-13	36	8	44
#26 Dan Reaume	12-9	10	6	16
#33 Jack Traynor	16-1	13	3	16

DEFENSE MIDFIELD	GP-GS	G	GB	CT
#19 Brian Townsend	15-0	3	9	2
#4 Bobby Burns	16-1	1	25	4
#23 Tommy Wright*	16-0	0	34	8
#31 Kevin Fox*	16-0	3	15	10

CLOSE DEFENSE	GP-GS	G	GB	CT
#16 Chris Sabia	16-16	2	37	17
#43 Nick Cardile	16-16	1	32	17
#44 Brayden Peck	16-16	0	14	6

GOAL	GP-GS	MIN	GA	SAVE
#34 Colby Kneese	16-16	872:30	146	164

FACEOFF	GP-GS	GB	F/O	PCT.
#40 Gerard Arceri	16-0	165	243-383	.634

*-Long Stick Middies

2019 SCHEDULE

15-1 OVERALL | 5-0 BIG TEN
7-0 HOME • 4-1 AWAY • 4-0 NEUTRAL

F2!	VILLANOVA	W, 17-7
F9!	ROBERT MORRIS	W, 27-10
F16	at Stony Brook	W, 17-4
F23	at Yale	L, 13-14
M2	Penn	W, 15-14
M8	vs. Cornell(1)	W, 19-13
M10	vs. Jacksonville(1)	W, 24-11
M23	at Cleveland State	W, 15-11
M31*	at Maryland	W, 13-10
A7*%	OHIO STATE	W, 13-8
A13*%	at Michigan	W, 17-7
A21*	JOHNS HOPKINS	W, 20-9
A27*	RUTGERS	W, 14-13
M2	Rutgers (2)	W, 18-6
M4	Johns Hopkins (2)	W, 18-17 OT
M12	UMBC	W, 25-10
M19	Loyola-Maryland	TBA
M25	NCAA Semifinals(6)	TBA
M27	NCAA Final(6)	TBA

* – Big Ten Conference game • % – Exhibition game
% – Creator's Trophy game • All times Eastern
Home games in CAPS at Panzer Stadium (! in
Holuba Hall)

- (1) Charlotte, N.C.
- (2) Piscataway, N.J.
- (3) University Park, Pa.
- (5) East Hartford, Conn.
- (6) Philadelphia, Pa.

LAST TIME OUT

The No. 1 Penn State men's lacrosse team took down UMBC, 25-10, on Sunday afternoon at Panzer Stadium to advance to the NCAA Quarterfinal game on Sunday, May 19 at East Hartford, Connecticut.

The Nittany Lions used an impressive performance at the face-off 'x' to lead the way to victory.

Penn State went 34-38 on face-offs, just one face-off win shy of the NCAA single game team record of 35.

Gerard Arceri was 25-27 at the face-off X, tying his career high with 25. Arceri won the first 14 face-offs of the game. Penn State was able to find the back of the net nine times during that 14-face-off win span.

UMBC's first face-off win came at the 13:52 mark of the second quarter.

Arceri set a new career high in ground balls in the first half when he collected his 22nd with 1:03 to play in the second quarter. He finished the game with 24.

His counterpart Jake Glatz finished the game going 9-11 at the 'x,' with six ground balls.

Penn State saw both Jack Kelly and Mac O'Keefe score six goals to lead the way for the top offense in the nation.

Kelly scored all six of his goals in the first half of action, recording both a career high in goals and points as he finished with seven as he added an assist to his stat line.

O'Keefe added an assist to his six-goal outing, also adding one caused turnover. On his second goal of the afternoon, the native of Syosset, New York became the Big Ten record holder for goals in a single season, breaking the previous record of 61 goals set in 2015 by Ryan Brown of Johns Hopkins.

The Nittany Lions also got offense from Grant Ament, Dylan Foulds, Nick Spillane, TJ Malone, Dan Reaume, Cole Willard, Jake Glatz, Jack Traynor, and Gerard Arceri.

Ament finished the day with three goals and a team-best five assists. He also added two ground balls and a caused turnover.

Foulds tied all his career-best marks with four goals, three assists for seven points. He also added two ground balls.

Nick Spillane and Dan Reaume also recorded multi-point performances for the Blue & White. Spillane tallied a goal and two assists, while Reaume went for one goal and one assist.

Malone, Willard, Traynor and Glatz all recorded a goal, while Arceri added an assist.

On the defensive end, Penn State saw Nick Cardile and TJ Connellan record a caused turnover, while Chris Sabia finished the game with four ground balls.

VS. LOYOLA

Penn State has a 27-24-1 all-time record over Loyola since their first meeting in 4/26/1946, where Penn State won, 17-3.

This marks the first time these two teams will meet on a neutral site, and just the second time they will meet in the month of May. The only other meeting in May came on 5/15/1965, and the two teams tied, 13-13.

Loyola is currently on a 6-0 streak from 2006-2015.

NCAA TOURNEY EXPERIENCE

Before entering the 2019 season, the Penn State junior and senior classes had one game of NCAA post-season experience as they made the tournament as the No. 7 seed in 2017.

Ament and O'Keefe were starters on attack in that game, along with Nick Cardile and Chris Sabia on D, and Colby Kneese in cage. Nick McEvoy, Nick Spillane, Robby Black, Tommy Wright, Kevin Fox and Gerard Arceri are the only active players to also see time.

TEWAARATON FINALIST

Grant Ament was named a Tewaaraton Finalist on Thursday, May 9. He is the first finalist in Penn State history. He is joined by Pat Spencer (Loyola), Michael Sowers (Princeton), TD Ierlan (Yale), and Jared Bernhardt (Maryland).

NATIONAL RANKING TRENDS

WEEK	USILA	IL	US LAX MAG
PRE	9	9	11
1	4	4	5
2	2	2	2
3	5	5	5
4	6	T-4	6
5	1	1	2
6	1	1	2
7	1	1	2
8	1	1	1
9	1	1	1
10	1	1	1
11	1	1	1
12	1	1	1
13	1	1	1

2019 PENN STATE MEN'S LACROSSE

ACTIVE STREAKS

Redshirt junior Grant Ament has the fifth longest point scoring streak in the nation, recording a point in all 46 of his career games played at 76-147-223.

Junior Mac O'Keefe is on a 23-game goal scoring streak, dating back to March 17, 2018. He has scored 86 goals during that time. His streak is good for ninth in the nation. He is also on a 26-game point streak that started on March 3, 2018 with 91-28-119.

Penn State holds the nation's longest win-streak at 12 games.

NCAA STAT RANKINGS

As a team, the Nittany Lions currently rank No. 1 in the nation in seven categories. They are the top team in points per game (28.50), scoring margin (7.56), scoring offense (17.81), assists per game (10.69), shot percentage (.436), and man-up offense (0.600). They also have the best winning percentage at 15-1 (.938).

Redshirt junior Grant Ament currently leads the nation in assists per game at 5.53. He also leads points per game at 7.27.

Junior Mac O'Keefe is No. 1 for goals per game at 4.13. He is also second in man-up goals at 10.

Sophomore Jack Kelly is 4th in the nation in shooting percentage at .484, freshman TJ Malone is seventh at .484, redshirt junior Dylan Foulds is 11th at .468, and O'Keefe is 13th at .462.

Junior Gerard Arceri is 11th in the nation in faceoff winning percentage at .634 and 5th in groundballs per game at 10.04.

SYOSSET'S SHARP-SHOOTER

Junior Mac O'Keefe has been known as one of the nation's best shooters his entire career, and is the most prolific goal scorer in Penn State history.

The native of Syosset, New York is broke the Penn State career goals record on Saturday, April 13 on his first goal against Michigan. He passed Will Driscoll, who had 127 from 1999-2002.

O'Keefe is currently at 152 for his career.

On February 16 against Stony Brook, O'Keefe scored seven goals to record his 100th career goal, becoming the first junior to reach that mark. O'Keefe's seventh goal at the 2:47 mark in the second quarter in that game. He is just the eighth player in Penn State history to score 100 career goals.

O'Keefe also happens to hold the single season record for goals after scoring 66, breaking the record he set in his rookie campaign of 51.

He needs just two goals to break the Big Ten record.

In an article from Inside Lacrosse from his freshman year, O'Keefe credited a fence to his success.

"It served as his own private shot incubator. It still does, to a degree. Mistakes, and there were many, were tangible. The brown wooden fence in Mac O'Keefe's backyard took the brunt of each miss. The fence, which has since been restored, was at one time in shambles. Pocked by white, round blotches and splintered in other areas, O'Keefe's backstop took a beating through the years. The family dog would go in and out because the fence had so many gaping holes in it."

"That fence is where it started. Where the vision and precision began. The moves against imaginary defenders. The perfected lefty release."

WHO IS BENEFITING FROM AMENT'S ASSISTS

Redshirt junior Grant Ament has a NCAA-record 83 assists this season, let's take a deep dive to who has all been on the receiving end. Ament has shared the rock with 12 different teammates, with Mac O'Keefe and Dylan Foulds, his fellow starting attackmen have been the leading recipients. He has his O'Keefe 26 times and Foulds 17 times. Foulds however has scored 47.2-percent of his goals off of Ament's assist, while O'Keefe is at 39.4-percent.

	VU	RMU	SBU	Yale	Penn	Cornell	JU	UMD	OSU	MICH	JHU	RU	RU	JHU	UMBC	Total goals off Ament Assists	Total goals	Percentage of goals Ament has assisted on
Foulds	3	0	0	0	1	2	3	1	1	0	2	2	0	0	2	17	36	0.472
Hill	1	0	0	0	0	0	0	0	0	0	0	0	0	0	0	1	1	1.0000
Reaume	1	0	0	0	0	1	0	0	1	1	0	0	0	0	0	4	10	0.400
Malone	1	1	0	0	1	0	2	0	1	0	0	2	0	0	0	8	30	0.267
O'Keefe	1	2	3	3	1	2	1	0	2	4	0	4	0	2	1	26	66	0.394
Kelly	0	2	1	2	1	0	1	1	0	0	0	0	1	2	11	36	0.305	
Spillane	0	1	0	2	1	2	0	0	1	0	0	0	0	1	0	8	25	0.32
Townsend	0	0	0	0	0	1	0	0	1	0	0	0	0	0	0	2	3	0.667
Traynor	0	0	0	0	0	1	0	0	0	1	1	0	0	0	0	3	13	0.231
Fox	0	0	0	0	0	0	1	0	0	0	0	0	0	0	0	1	3	0.333
Willard	0	0	0	0	0	0	0	0	0	0	0	1	0	0	0	1	11	0.090
Donnelly	0	0	0	0	0	0	0	0	0	0	0	0	1	0	0	2	2	0.5000
																83		



Prior to the 2019 NCAA Selection Show, Penn State honored its' seven student-athletes who had to miss graduation due to the Big Ten Lacrosse Championships. Second Photo, from left: Kevin Hill, Dean Lamela, Chris Sabia, Mike Aronow, Matt Donnelly, Robby Black, Trevor Scollins.



Head Coach Jeff Tambroni (right) looks at a photo journal with the Nittany Lions' Friends of Jaclyn Teammate Gavin Royer. Gavin has been with the Nittany Lions for five seasons now and serves as a constant reminder of perseverance and strength.

2019 PENN STATE MEN'S LACROSSE

RECORD-BREAKING DAY

On Sunday, March 10 against Jacksonville, Penn State saw two juniors break records.

Faceoff man Gerard Arceri surpassed the school's career faceoff wins record. On his 14th faceoff win of the game against Jacksonville, Arceri became the Penn State record holder for career faceoff wins with 511. He now sits at 630 for his career. Starting the day at third on the all-time list, Arceri passed both second-place Greg Gurenlian (508; 2003-06) and first-place Danny Henneghan (510; 2010-13), to take sole possession of the top.

The Nittany Lions also saw Grant Ament take hold of the PSU single season assists record. On his seventh assist of the afternoon on that Sunday, Ament broke the Penn State single season assist record of 44 set by both Gary Martin (1982) and Jeff Connor (1988). Ament is now at 142 career assists, good for second all-time, trailing only Martin who recorded 156 from 1981-84.

SABIA NAMED SENIOR CLASS AWARD FINALIST

Penn State men's lacrosse senior Chris Sabia has demonstrated excellence on and off the field, and that has recently been recognized by those at the Senior CLASS Award organization as he was named one of 10 finalists for the award. He is the only Big Ten student-athlete up for the award for men's lacrosse.

To be eligible for the award, a student-athlete must be classified as an NCAA Division I senior and have notable achievements in four areas of excellence: community, classroom, character and competition.

Sabia has excelled in all four areas.

Sabia, a labor and employment relations major, is also earning a business minor and will graduate with both to his name in his four years at Penn State. He has earned Academic All-Big Ten honors during both of his eligible seasons.

The defenseman has been a staple in leading the Penn State men's lacrosse team in the community. He led and put together a group of 10 teammates to participate in a day of volunteer work at the Habitat for Humanity of Greater Centre County & ReStore this past fall, and he has also participated in many other community service events. He was a part of the 2018 State College Sustainability and Diversity Expo, where he shared research and information on different initiatives in the local area. Each of the last four years, Sabia has helped freshmen move into their dorms on campus on Move-In Day and has participated in the "Day of Giving" on Penn State's campus the last four years as well. He has built a relationship with the Wounded Warriors Project by participating in the Wounded Warrior Walk, Run and Roll even, as well as a wheelchair basketball event.

Sabia was named a 2018-19 team captain for his work ethic and his competitive nature that helps lead the Penn State men's lacrosse team.

Sabia is also a two-year veteran of Penn State's Athletics Directors Leadership Institute.

The 10 names will be placed on the official ballot. Ballots will be distributed through a nationwide voting system to media, coaches and fans, who will select one candidate who best exemplifies excellence in the four Cs of community, classroom, character and competition.

DRAFTED

Penn State saw Chris Sabia and Nick Spillane picked in the top-10 of the 2019 Major League Lacrosse Draft on March 8 in at the NASCAR Hall of Fame in Charlotte, N.C.

Sabia, a defenseman from Harleysville, Pennsylvania, was selected in the first round at the No. 8 pick and the first selection by the Dallas Rattlers.

Spillane, a midfielder from Franklin Square, New York, was the first pick of the second round, No. 10 overall, by the Ohio Machine.

Since the MLL Draft, the Machine folded and Spillane was picked up by the New York Lizards.

Sabia was also drafted into the Premier Lacrosse League on April 23. He was the 10th overall pick to the Chrome.

MORE THAN A NUMBER

Penn State has special meaning behind the jersey numbers 11 and 16.

Matt Donnelly has proven his perseverance throughout his career and was given the No. 11 jersey as a freshman as the No. 11 is presented to a young man who has persevered in the face of adversity. Donnelly lost his father during his junior year of high school. The jersey number 11, worn by Michael Jacober, 2002-05, has become symbolic of the strength and compassion of the 2005 Penn State lacrosse team who rallied around Michael after his family was tragically killed in a plane crash during his senior season year.

The No. 16 uniform will be worn by Chris Sabia in 2019 as he was selected by former Nittany Lion Ryan Keenan to next wear the number, which has been presented annually, since 2016, to a senior who best represents the "Heart of a Competitor" in honor of our "Teammate for Life" Connor Darcey. Connor passed away tragically on June 12, 2015 in a car accident, prior to his redshirt junior season. The No. 16 is passed down by the student-athlete who had the honor of wearing the No. 16 during the previous season.

ARCERI, AMENT & O'KEEFE ON TEWAARATON WATCH LIST

Penn State men's lacrosse juniors Grant Ament, Gerard Arceri and Mac O'Keefe were named to the 2019 Tewaaraton Watch List by the Tewaaraton Foundation committee.

Ament and Arceri were named to the initial list on February 28, while O'Keefe was added in the first round of additions on March 21.

Ament, a redshirt junior from Doylestown, Pa., and O'Keefe, out of Syosset, N.Y., have made their first appearances on a Tewaaraton Watch List.

This marked Arceri's third-straight appearance on the watch list as he was named added in the first round of addition in the 2017 season and was on the first edition in 2018. He made it to the final 25 and was considered a Tewaaraton Nominee in 2018.

AMENT & O'KEEFE ON TEWAARATON NOMINEES

Penn State men's lacrosse redshirt junior Grant Ament and junior Mac O'Keefe have been named to the list of 25 nominees for the 2019 Tewaaraton Award on April 25.

CAPTAINS

The Penn State head coach Jeff Tambroni named Mike Aronow, Matt Donnelly and Chris Sabia as captains for 2019.

Aronow, a native of Holbrook, N.Y., returns as team captain after being the only underclassman in the role in 2018, an honor he received after missing all of the 2017 season due to injury. In his comeback season as a redshirt junior, Aronow started all 14 games at defender, causing 11 turnovers, which was good for second on the team. He added 24 ground balls and an assist in 2018.

Donnelly, a native of Sewell, N.J., played in all 14 games in 2018, including earning four starts. He scored eight goals and added five assists for 13 points. He also added seven ground balls and two caused turnovers on the season. Donnelly has also proven his perseverance throughout his career, and was given the No. 11 jersey as a freshman.

Entering his senior campaign, Sabia started all 45 games in his collegiate career, and accumulated 51 career turnovers, 75 ground balls, six goals and an assist. The defenseman has earned both conference and national recognition as he was named both a 2017 and 2018 All-Big Ten second team honoree and was a USILA honorable mention All-American in 2017 and 2018 as well.

PENN STATE VS. RANKED TEAMS

All-Time Record	91-166
vs. No. 1	1-3
vs. No. 2	1-5
vs. No. 3	4-11
vs. No. 4	2-8
vs. No. 5	3-10
vs. No. 6	2-12
vs. No. 7	7-9
vs. No. 8	3-14
vs. No. 9	6-8
vs. No. 10	3-10
vs. No. 11	2-11
vs. No. 12	7-9
vs. No. 13	3-7
vs. No. 14	2-7
vs. No. 15	9-6
vs. No. 16	8-7
vs. No. 17	4-8
vs. No. 18	6-6
vs. No. 19	8-1
vs. No. 20	7-6

WINS VS. TOP 5 TEAMS

3/31/19: No. 3 Maryland	13-10
3/8/19: No. 3 Cornell	19-13
4/14/18: No. 5 Johns Hopkins	14-12
4/2/17: No. 5 Ohio State	9-4
3/26/16: No. 1 Denver	15-12
2/26/12: No. 2 Notre Dame	4-3 (OT)
4/27/02: No. 3 Virginia	13-8
4/18/90: No. 3 Towson	16-13
5/3/08: No. 4 Georgetown	12-11 (OT)
2/22/14: No. 4 Notre Dame	8-7
3/15/98: No. 5 Georgetown	14-13

2019 PENN STATE MEN'S LACROSSE

MOVIN' ON UP

Redshirt junior Grant Ament has put on a historical performance not only on the Penn State level but on both the conference and national level. His 78 assists this season gave him the Big Ten lead after his seven-dime day against Rutgers (4/27) and he is also making his way up the career lists as well. His four-assist day against Johns Hopkins (5/4) gave him the NCAA Single-Season Record. If the season ended today, Ament would have the assists per game average that would top the NCAA record books as he is at 5.69 per game, well above the 5.25 record set by Dennis Fink, Drexel in 1978. Mac O'Keefe now has the Penn State single-season record for goals, two times. He is also now just two goals shy of the Big Ten single-season goals record.

BIG TEN INDIVIDUAL SINGLE SEASON RECORDS

MOST GOALS:

66	Mac O'Keefe	2019
61	Ryan Brown, JHU	2015
60	Brian Driscoll, OSU	1966
52	Jeff Cook, JHU	1981
	Mark Douglas, MD	1991
	Terry Riordan, JHU	1995

MOST ASSISTS:

83	Grant Ament	2019
69	Ray Altman, MD	1963
54	John Danowski, RU	1973
52	Mickey Webster, JHU	1959
	Roger Goss, MD	1960

MOST POINTS:

101	Grant Ament	2019
93	Ray Altman, MD	1963
90	Terry Gilmore, OSU	1979
87	Matt Rambo, MD	2017
86	Gary Martin, PSU	1982

BIG TEN INDIVIDUAL CAREER RECORDS

MOST ASSISTS

156	Gary Martin, PSU	1981-84
147	Grant Ament	2016-17, 2019
146	Ray Altman, MD	1961-63
143	Bob Boneillo, MD	1977-80
134	Dave Marr, JHU	1993-96

NCAA INDIVIDUAL SINGLE SEASON RECORDS

NCAA ASSISTS PER GAME

PLAYER, TEAM, YEAR	GM	A	APG
Grant Ament, Penn State, 2019	15	83	5.53
Dennis Fink, Drexel, 1978	12	63	5.25
Tim Goldstein, Cornell, 1987	14	73	5.21
Rick Handelman, Brown 1980	13	65	5.00
Kris Snider, Virginia 1977	9	42	4.67
Scott Montgomery, Vermont, 1984	14	65	4.64

NCAA ASSISTS

PLAYER, TEAM, YEAR	GM	A
Grant Ament, Penn State, 2019	14	83
Steve Marohl, UMBC, 1992	15	77
Lyle Thompson, Albany (NY), 2014	18	77
Joe Vasta, Air Force, 1986	—	75
Tim Goldstein, Cornell, 1987	14	73
Jason O'Neill, Yale, 1990	18	73

BIG HONORS

Redshirt-junior Grant Ament was named the unanimous Big Ten Offensive Player of the Year, senior Chris Sabia was named the Big Ten Defensive Player of the Year, and head coach Jeff Tambroni was named the 2019 Big Ten Coach of the Year.

Ament was the only unanimous selection to the All-Big Ten first team, and he was joined by Sabia and junior Mac O'Keefe on the first team.

The Nittany Lions saw juniors Gerard Arceri and Colby Kneese both earn a spot on the Second Team All-Big Ten.

Senior Nick Spillane was named the Nittany Lions' recipient for the Sportsmanship Award.

Tambroni earns his first Big Ten Coach of the Year honor after leading the Nittany Lions to a 12-1 regular season record, and a 5-0 record in the Big Ten for the first time in program history.

Ament, a 2017 First Team All-Big Ten selection, has racked up a Penn State record 88 points so far this season with 17 goals and both a Penn State record and a Big Ten single season record 71 assists. In Big Ten play alone, he scored seven goals and dished out 25 assists. He has added 12 ground balls and two game-winner goals. Ament is the conference's first unanimous selection.

Sabia, a 2017 and 2018 All-Big Ten Second Team selection, has led the team with 16 caused turnovers while scooping up 27 ground balls and scoring two goals.

COMING UP CLUTCH

Penn State has a clutch performer. It's probably not the first name you think of when it comes to the Nittany Lions offense, but Nick Spillane has established himself as a clutch performer.

When the situation requires it, Spillane is consistently there for his teammates on the offensive side of the field.

Spillane has recorded eight fourth quarter goals.

Let's set the scene for all of them to show the value of Penn State's No. 13.

Against Yale, Penn State trailed 13-8 early in the fourth quarter. Nick Spillane was able to get back-to-back goals to close the game to 13-11, helping ignite a comeback. Though it fell short, it wasn't due to lack of effort.

Against Penn, Spillane was on a different planet in the closing minutes. In a back-and-forth game, it was senior midfielder Nick Spillane who was able to stick the dagger in the back of the net to secure the win for the Blue & White.

Redshirt junior attackman Grant Ament found Spillane with 2:39 left to play in the game, and Spillane took the jump shot that found its way to the back of Penn's net, tying the game at 14-all.

Off the ensuing faceoff, Penn would find itself with the win and possession but redshirt junior Tommy Wright caused a Penn turnover and defensive middle Brian Townsend scooped up the groundball and charged into the Nittany Lions' offensive side of the field. The Nittany Lions called a timeout with 2:18 left of the clock.

Out of the timeout, Penn State was able to get the ball in Spillane's stick, and the senior middle sniped a rocket of a shot that found the back of the cage and gave Penn State the lead with 2:01 left to play, and it was ultimately the game-winner.

His versatility speaks to his team's attitude of playing together as a group, which head coach Jeff Tambroni emphasizes on a weekly basis with his offense.

Against Cornell, despite having a sizable lead, Cornell clawed back to 14-11 with Cornell scoring the first goal of the fourth. However, Spillane shut down their energy scoring less than a minute later. He added another game-sealing goal in the final minutes.

In the game against Cleveland State, the Vikings closed the gap to 12-10 after three straight CSU goals to open the fourth quarter. Again Spillane said ENOUGH and sniped an unassisted goal that started a 3-0 run for the Nittany Lions go put the game at bay.

Against Maryland, Spillane answered a Maryland goal in the fourth, keeping the Terrapins from gaining any momentum and keeping the Nittany Lions in the lead.

"Our offense is set up to take advantage of all six guys," Tambroni said. "The timeliness of his plays has to do with a combination of his ability, maturity and courage. In the Cornell game, he scored a couple of really big goals down the stretch, so I think he recognizes the moment as a veteran player.

"I also think he's courageous enough to make mistakes, and you need to have that senior leadership. If you do, you can be in every game as guys like that have a sense about them, and it is great to see him take a lead role in some of these crucial moments in these games."

2019 AWARDS

Grant Ament
 IL First Team All-America
 Tewaaraton Finalist
 Unanimous Big Ten Player of the Year
 Unanimous First Team All-Big Ten
 Big Ten All-Tournament Team
 3x Big Ten Player of the Week (2/5, 3/12, 4/23)
 2x USILA Team of the Week (2/12, 3/12)
 US Lacrosse National Player of the Week (3/12)
 2019 Tewaaraton Watch List (2/28)
 2019 Tewaaraton Nominee (top-25)

Chris Sabia
 IL Second Team All-America
 Big Ten Defensive Player of the Year
 First Team All-Big Ten
 Big Ten All-Tournament Team
 Senior CLASS Award finalist (1 of 10) (3/29)
 USILA Team of the Week (4/2)
 Big Ten Defensive Player of the Week (4/23)

Mac O'Keefe
 IL Second Team All-America
 Big Ten Tournament MVP
 Big Ten All-Tournament Team
 First Team All-Big Ten
 Big Ten Player of the Week (2/19)
 USILA Team of the Week (2/19)
 2019 Tewaaraton Watch List (3/21)
 2019 Tewaaraton Nominee (top-25)

Nick Spillane
 IL Third Team All-America
 Big Ten Sportsmanship Honoree
 Big Ten Player of the Week (3/5)
 USILA Team of the Week (3/5)

Colby Kneese
 Big Ten All-Tournament Team
 Second Team All-Big Ten
 Big Ten Specialist of the Week (2/5)

Gerard Arceri
 IL Honorable Mention All-America
 Second Team All-Big Ten
 2x Big Ten Specialist of the Week (3/21, 4/16)
 2019 Tewaaraton Watch List (2/28)

Nick Cardile
 Big Ten All-Tournament Team
 2x Big Ten Defensive Player of the Week (4/9, 4/30)

TJ Malone
 3x Big Ten Freshman of the Week (2/5, 2/12, 3/12)

#BRICKSQUAD

2019 PENN STATE MEN'S LACROSSE

2019 ROSTER

No.	Name	Position	Year	Height	Weight	Hometown/High School/Last College
1	Grant Ament	A	R-Jr.	5-9	165	Doylestown, Pa. / The Haverford School
2	TJ Connellan	D	Jr.	6-1	185	Cazenovia, N.Y. / Cazenovia
3	Mac O'Keefe	A	Jr.	6-0	180	Syosset, N.Y. / Syosset
4	Bobby Burns	M	So.	5-10	185	Smithtown, N.Y. / Smithtown East
5	Kevin Hill	M	Sr.	5-11	190	Webster, N.Y. / Webster Thomas
6	Brandon Stern	M	R-Jr.	5-11	175	Cherry Hill, N.J. / Cherry Hill East
7	TJ Malone	A	Fr.	5-11	180	West Chester, Pa. / The Haverford School
8	Mike Shinske	M	So.	5-11	185	Medford, N.J. / Shawnee
9	Mitch Schaefer	M	Jr.	5-11	165	Canandaigua, N.Y. / Canandaigua Academy
10	John Nostrant	M	So.	5-8	160	Haverford, Pa. / The Haverford School
11	Matt Donnelly	A	Sr.	5-7	165	Sewell, N.J. / Clearview Regional
12	Seamus Glynn	A/M	Fr.	6-0	185	Villanova, Pa. / Malvern Prep
13	Nick Spillane	M	Sr.	5-10	190	Franklin Square, N.Y. / Carey
14	Dylan Foulds	A	R-Jr.	6-0	180	Port Coquitlam, B.C. (Canada) / Terry Fox Secondary
15	Robby Black	M	Sr.	6-4	205	Lutherville, Md. / McDonogh School
16	Chris Sabia	D	Sr.	6-2	200	Harleysville, Pa. / The Haverford School
17	Mike Aronow	D	R-Sr.	5-11	185	Holbrook, N.Y. / Sachem North
18	Joey Soran	D	So.	6-4	220	Aurora, Colo. / Regis Jesuit
19	Brian Townsend	M	So.	6-0	170	Silver Spring, Md. / Gonzaga College
20	Malcolm Glendinning	LSM	So.	5-10	185	Lafayette Hill, Pa. / Chestnut Hill Academy/Boston U
21	Nick McEvoy	M	Jr.	5-10	185	Washington, D.C. / Gonzaga College
23	Tommy Wright	LSM	R-Jr.	6-1	200	Garden City, N.Y. / Garden City
25	Jack Kelly	M	So.	6-1	190	Scarborough, Ontario, Canada / Birchmount Park, C.I.
26	Dan Reaume	M	R-Fr.	6-0	180	Beverly Hills, Mich. / Brother Rice
27	Barrett Sutley	M	Jr.	6-2	195	Owings Mills, Md. / McDonogh School
28	Cole Willard	A/M	So.	5-11	165	Cazenovia, N.Y. / Cazenovia
29	Tommy Baker	LSM	Fr.	6-1	175	Syracuse, N.Y. / West Genesee
30	Jake Glatz	M	So.	5-10	195	Shrewsbury, Pa. / Boys' Latin
31	Kevin Fox	D	Sr.	5-9	170	Annapolis, Md. / St. Mary's - Annapolis
32	Dean Lamela	D	Sr.	6-2	205	Brick, N.J. / The Lawrenceville School
33	Jack Traynor	A	Fr.	5-9	170	Downingtown, Pa. / Malvern Prep
34	Colby Kneese	G	Jr.	5-10	175	Dallas, Texas / Highland Park
35	CJ Battaglia	D	Fr.	5-10	160	Webster, N.Y. / Webster Thomas
38	Dylan Sulzbach	G	So.	5-8	180	Pittsford, N.Y. / Salisbury School
40	Gerard Arceri	M	Jr.	6-0	200	St. James, N.Y. / Smithtown East
41	Trevor Scollins	G	Sr.	6-1	175	Marshfield, Mass. / Marshfield
42	Joe White	A	Fr.	6-0	180	Richmond, Va. / Collegiate School
43	Nick Cardile	D	Jr.	6-1	185	West Grove, Pa. / Avon Grove
44	Brayden Peck	D	So.	5-11	190	West Grove, Pa. / Avon Grove
45	Jake McCaughan	D	So.	6-0	180	Medford, N.J. / St. Augustine Prep
46	Aleric Fyock	G	Fr.	6-1	220	Bowie, Maryland / St. Mary's - Annapolis
47	Brett Funk	D	Fr.	5-9	170	Medford, N.J. / Shawnee
48	Jordan Donaghy	M	Fr.	5-8	170	Westchester, Pa. / Malvern Prep
49	Nate Buller	A	Fr.	6-0	190	Herndon, Va. / Landon School
50	Brett Hobbs	M	Fr.	6-3	225	Wilmington, Del. / Salesianum

HEAD COACH: Jeff Tambroni (Hobart '92), Ninth Season

ASSOCIATE HEAD COACH: Peter Toner (Springfield '03), Ninth Season

ASSISTANT COACH: John Haus (Maryland '13), Second Season

DIRECTOR OF OPERATIONS: Taylor Mendoza (SUNY-Cortland '13), Second Season

VOLUNTEER ASSISTANT COACH: John Hogan (Cornell '15), Second Season

PRONUNCIATIONS

Aleric Fyock	ala-RICK	Kneese	CUH-neese
	Fye-OCK	Lamela	luh-mel-UH
Ament	A-ment	McCaughan	Mc-CAWN
Arceri	ARE-sair-ee	Reaume	RAY-oom
Aronow	air-RUH-now	Sabia	say-BEE-uh
Cardile	car-DEAL	Tambroni	Tam-BRO-Knee
Connellan	cuh-NELL-in		
Donaghy	donna-GEE		
Foulds	Folds		

2019 PENN STATE MEN'S LACROSSE



GRANT AMENT
#1 | R-JR. | ATTACK



GERARD ARCERI
#40 | JR. | MIDFIELD



MIKE ARONOW
#17 | R-SR. | DEFENSE



TOMMY BAKER
#29 | FR. | MIDFIELD



CJ BATTAGLIA
#35 | FR. | DEFENSE




ROBBY BLACK
#15 | SR. | MIDFIELD



NATE BULLER
#49 | FR. | ATTACK




BOBBY BURNS
#4 | SO. | MIDFIELD



NICK CARDILE
#43 | JR. | DEFENSE




TJ CONNELLAN
#2 | JR. | DEFENSE




JORDAN DONAGHY
#48 | FR. | MIDFIELD



MATT DONNELLY
#11 | SR. | ATTACK




DYLAN FOULDS
#14 | R-JR. | ATTACK




KEVIN FOX
#31 | SR. | DEFENSE



BRETT FUNK
#47 | FR. | DEFENSE



ALERIC FYOCK
#46 | FR. | GOALIE




JAKE GLATZ
#30 | SO. | MIDFIELD




MALCOLM GLENDINNING
#20 | SO. | MIDFIELD



SEAMUS GLYNN
#12 | FR. | MIDFIELD




KEVIN HILL
#5 | SR. | MIDFIELD




BRETT HOBBS
#50 | FR. | MIDFIELD



JACK KELLY
#29 | SO. | MIDFIELD




COLBY KNEESE
#34 | JR. | GOALIE




DEAN LAMELA
#32 | SR. | DEFENSE



TJ MALONE
#7 | FR. | ATTACK



JAKE MCCAUGHAN
#45 | SO. | DEFENSE



NICK MCEVOY
#21 | JR. | MIDFIELD



JOHN NOSTRANT
#10 | SO. | MIDFIELD



MAC O'KEEFE
#3 | JR. | ATTACK



BRAYDEN PECK
#44 | SO. | DEFENSE



DAN REAUME
#26 | R-FR. | MIDFIELD



CHRIS SABIA
#25 | SR. | DEFENSE



MITCH SCHAEFER
#9 | JR. | MIDFIELD



TREVOR SCOLLINS
#41 | SR. | GOALIE




MIKE SHINSKE
#8 | SO. | MIDFIELD




JOEY SORAN
#18 | SO. | DEFENSE



NICK SPILLANE
#13 | SR. | MIDFIELD



BRANDON STERN
#6 | R-JR. | MIDFIELD



DYLAN SULZBACH
#38 | SO. | GOALIE



BARRETT SUTLEY
#27 | JR. | MIDFIELD



BRIAN TOWNSEND
#119 | SO. | MIDFIELD




JACK TRAYNOR
#33 | FR. | ATTACK



JOE WHITE
#42 | FR. | ATTACK




COLE WILLARD
#28 | SO. | ATTACK/MID




TOMMY WRIGHT
#23 | R-JR. | DEFENSE



JEFF TAMBRONI
HEAD COACH



PETER TONER
ASSOCIATE HEAD COACH



JOHN HAUS
ASSISTANT COACH

#BRICKSQUAD

2019 PENN STATE MEN'S LACROSSE



HEAD COACH JEFF TAMBRONI

Ninth Year | Hobart '92

Career Record: 177-90 (.663) / 18 Seasons | At Penn State: 68-50 (.576) / Eight Season

2019 BIG TEN COACH OF THE YEAR
2009 USILA DI COACH OF THE YEAR
2011 CAA CO-COACH OF THE YEAR
2013 CAA COACH OF THE YEAR
2014 U.S. MEN'S NATIONAL TEAM ASSISTANT COACH
HOBART HALL OF FAME (CLASS OF '18)

Jeff Tambroni, who is in his ninth season at Penn State in 2019, has a 177-90 career record, and a 68-50 record at the helm of the Nittany Lion squad.

Tambroni led the Nittany Lions to the NCAA Tournament in 2013 and 2017.

Tambroni, one of the sport's most decorated coaches, enters the 2019 season eighth among all active Division I coaches in career win percentage. In 2018, the Nittany Lions went 8-6 overall, 2-3 in Big Ten play. Throughout the season, Penn State grabbed ranked wins over No. 13 Penn, 10-7, and the program's first win over No. 5 Johns Hopkins, 14-12. Gerard Arceri made a name for himself on a national level with a 68.1-winning percentage at the 'x,' earning 216 wins on the season. He scooped up an impressive 145 groundballs, for 10.36 per game average, adding a career-best six goals, while dishing out one assist. His percentage at the face and his ground balls per game were both good for fourth in the NCAA and led the Big Ten. He was named the Big Ten Specialist of the Year, First Team All-Big Ten, and USILA third team All-Americans. Mac O'Keefe was also named first-team All-Big Ten, and was a USLJA honorable-mention All-American along with Chris Sabia. Ryan Keenan was selected to the USILA North-South Team, and was drafted 54th in the MLL Draft to the Ohio Machine.

In 2018, Tambroni led the Nittany Lions to a 12-4 record, just the seventh double-digit win season, and only the second in the last 20 seasons (2013, 2017). Penn State set a program record, opening the season with a 10-0 record for the best start in school history. The 10th win highlighted the streak as Penn State took down No. 5 Ohio State, 9-4, to earn just the eighth victory in program history over a top-five team. Penn State also earned their first winning record in Big Ten play, going 3-2. Tambroni saw three student-athletes earn USILA All-America honorable mention honors, while Nick Aponete earned a USILA Scholar All-America accolades.

Penn State's 2013 campaign saw Tambroni lead Penn State to one of the greatest seasons in program history while celebrating its 100th season. The Nittany Lions set a record for wins (12) and earned the program's first outright regular-season conference title by sweeping the CAA with a 6-0 record. PSU rattled off 10-straight wins from March through May to earn the school's third NCAA bid and first chance to host an NCAA Tournament game.

The program's 12 wins in 2017 tied the record. There have been four USILA Scholar All-America honorees under Tambroni and 14 USILA All-Americans during his time at Penn State.

Tambroni was named USILA Division I Coach of the Year following the 2009 season while at Cornell and was tabbed the 2007 and 2009 Field Turf/NCAA Division I Coach of the Year. Tambroni was also the 2004 and 2009 Ithaca Journal Male Coach of the Year and a three-time National Coach of the Week.

While at Cornell, Tambroni became the 10th-fastest coach to reach the 100-win mark when he accomplished the feat in his 134th career game in March 2010.

During his tenure, his players earned 37 first-team All-Ivy honors, including five Ivy League awards, and three conference Rookie of the Year selections. Thirty-nine players, also garnered All-America recognition.

A 1992 graduate, Tambroni earned his bachelor's degree in American studies. He claimed first-team All-America honors as a senior and was twice named a second-team All-American (1990-91). The MVP of the 1990 NCAA title game, Tambroni helped lead the team to back-to-back NCAA championships (1990-91) and left Hobart tied for seventh on the school's all-time scoring list with 202 points, and currently sits in eighth.

Before embarking upon his collegiate coaching career, Tambroni coached the Heaton Mersey Lacrosse Club of the English Lacrosse Union for one year and served as a visiting coach for the Czech-American Lacrosse Foundation in Prague in the summer of 1996.

Tambroni and his wife, Michelle, have three daughters, Carissa, Madison, and Ella. Michelle played field hockey at Penn State from 1988-90 and

TAMBRONI YEAR-BY-YEAR

Season	Overall	Pct.	Conf.	Pct.	Finish	Championships	Postseason Finish
2001	7-6	.538	4-2	.667	T-2nd		
2002	11-4	.733	4-2	.667	T-2nd		NCAA Quarterfinals
2003	9-4	.692	5-1	.833	T-1st	Co-Ivy Champions	
2004	9-5	.643	5-1	.833	T-1st	Co-Ivy Champions	NCAA Quarterfinals
2005	11-3	.786	6-0	1.000	1st	Ivy Champions	NCAA Quarterfinals
2006	11-3	.786	5-1	.833	T-1st	Co-Ivy Champions	NCAA First Round
2007	15-1	.938	6-0	1.000	1st	Ivy Champions	NCAA Semifinals
2008	11-4	.733	5-1	.833	T-1st	Co-Ivy Champions	NCAA First Round
2009	13-4	.764	5-1	.833	T-1st	Co-Ivy Champions	NCAA Runner-Up
2010	12-6	.667	4-2	.667	T-1st	Co-Ivy Champions	NCAA Semifinals
<i>At Cornell (10)</i>	<i>109-40</i>	<i>.732</i>	<i>49-11</i>	<i>.817</i>		<i>8 Ivy League Titles</i>	<i>8 NCAA Tournaments</i>
2011	7-7	.500	4-2	.667	2nd		CAA Tournament
2012	9-6	.600	5-1	.833	2nd		CAA Tournament
2013	12-5	.706	6-0	1.000	1st	CAA Regular Season	NCAA First Round
2014	7-6	.538	3-2	.600	3rd		
2015	5-9	.357	2-3	.400	4th		Big Ten Semifinals
2016	8-7	.533	2-3	.400	4th		Big Ten Semifinals
2017	12-4	.750	3-2	.600	4th		NCAA First Round
2018	8-6	.571	2-3	.400	5th		
<i>At PSU (8)</i>	<i>68-50</i>	<i>.576</i>	<i>27-15</i>	<i>.643</i>		<i>1 CAA Title</i>	<i>2 NCAA Tourney</i>
Career (18)	177-90	.663	76-27	.738		9 League Titles	10 NCAA Appearances

#WEARE

2019 PENN STATE MEN'S LACROSSE

2019 PENN STATE MEN'S LACROSSE

OVERALL: 15-1 • BIG TEN: 5-0 • Home: 7-0 • Away: 4-1 • Neutral: 4-0

Date	Opponent	Result	Score	Overall	B1G	Att.	Goal Scorers	Goalkeeper (Record)
Feb. 2	VILLANOVA®	W	17-7	1-0	0-0	875	Ament (3), Malone (3), Foulds (3), O'Keefe (2), Spillane (2), Hill (1), Reaume (1), Willard (1), Arceri (1)	Kneese (1-0)
Feb. 9	ROBERT MORRIS®	W	27-7	2-0	0-0	826	O'Keefe (5), Malone (4), Kelly (3), Spillane (2), Foulds (2), Traynor (2), Ament (1), McEvoy (1), Reaume (1), Townsend (1), Burns (1), Buller (1), Arceri (1), Fox (1), Sutley (1)	Kneese (2-0)
Feb. 16	Stony Brook	W	17-4	3-0	0-0	1330	O'Keefe (7), Kelly (3), Malone (2), Traynor (2), Ament (1), Reaume (1), Foulds (1)	Kneese (3-0)
Feb. 25	#7 Yale	L	13-14	3-1	0-0	1980	O'Keefe (5), Ament (2), Spillane (2), Kelly (2), Foulds (1), Reaume (1)	Kneese (3-1)
Mar. 2	PENN	W	15-14	4-1	0-0	530	Spillane (3), O'Keefe (3), Kelly (3), Foulds (3), Ament (1), Malone (1), Willard (1)	Kneese (4-1)
Mar. 8	vs. #3 Cornell*	W	19-13	5-1	0-0	503	O'Keefe (6), Spillane (4), Foulds (4), Reaume (2), Townsend (1), Kelly (1), Traynor (1)	Kneese (5-1)
Mar. 10	vs. Jacksonville*	W	24-11	6-1	0-0	1934	Malone (7), Kelly (4), O'Keefe (3), Foulds (3), Ament (2), Nostrant (1), Sabia (1), Glatz (1), Fox (1), Hobbs (1)	Kneese (6-1)
Mar. 23	at Cleveland State	W	15-11	7-1	0-0	805	O'Keefe (5), Spillane (5), Foulds (2), Malone (1), Arceri (1), Donnelly (1), Cardile (1), White (1)	Kneese (7-1)
Mar. 31	at #3 Maryland ^l	W	13-10	8-1	1-0	3837	Kelly (3), O'Keefe (2), Spillane (2), Traynor (2), Reaume (1), Malone (1), Foulds (1), Willard (1)	Kneese (8-1)
Apr. 7	#7 OHIO STATE ^l	W	13-8	9-1	2-0	2301	O'Keefe (3), Willard (3), Ament (2), Spillane (1), Foulds (1), Malone (1), Reaume (1), Townsend (1)	Kneese (9-1)
Apr. 13	Michigan ^l	W	17-7	10-1	3-0	1530	O'Keefe (4), Foulds (3), Malone (2), Ament (1), Spillane (1), Reaume (1), Willard (1), Traynor (1), Arceri (1), White (1), Glynn (1)	Kneese (10-1)
Apr. 21	#16 JOHNS HOPKINS ^l	W	20-9	11-1	4-0	2192	Ament (4), Kelly (4), Foulds (3), Spillane (2), Traynor (2), O'Keefe (1), Arceri (1), Sabia (1), McEvoy (1)	Kneese (11-1)
Apr. 27	#20 RUTGERS ^l	W	14-13	12-1	5-0	2277	O'Keefe (4), Kelly (3), Foulds (2), Willard (2), Traynor (1), Malone (1)	Kneese (12-1)
May 2	at #20 Rutgers®	W	18-6	13-1	5-0	2097	Ament (4), Malone (4), O'Keefe (3), Kelly (2), Spillane (1), Donnelly (1), Black (1), Traynor (1), Hobbs (1)	Kneese (13-1)
May 4	vs. #15 Johns Hopkins®	W	18-17 OT	14-1	5-0	2775	O'Keefe (6), Foulds (3), Ament (2), Kelly (2), Malone (2), Spillane (1), Fox (1), Willard (1)	Kneese (14-1)
May 12	UMBC&	W	25-10	15-1	5-0	1433	O'Keefe (6), Kelly (6), Foulds (4), Ament (3), Malone (2), Spillane (1), Reaume (1), Willard (1), Traynor (1), Glatz (1)	Kneese (15-1)

Home games in CAPS at Panzer Stadium

@ Home game played at Holuba Hall

* Games played in Charlotte, N.C. at the Crown Classic

! - Big Ten Game @ - Big Ten Tournament game

& - NCAA Tournament Game

ATTENDANCE SUMMARY

	Games	Total Attendance	Average
Home	7	10434	1491
Away	5	9482	1896
Neutral	4	7309	1827
All games	16	27225	1702

#BRICKSQUAD

2019 PENN STATE MEN'S LACROSSE

The Automated ScoreBook Penn State Combined Team Statistics All games (as of May 13, 2019)

RECORD:	OVERALL	HOME	AWAY	NEUTRAL
ALL GAMES	15-1	7-0	4-1	4-0
CONFERENCE	5-0	3-0	2-0	0-0
NON-CONFERENCE	10-1	4-0	2-1	4-0

Date	Opponent	Score	Att.
Feb 02	VILLANOVA	w 17-7	875
Feb 09	ROBERT MORRIS	w 27-10	826
Feb 16	at SBU	w 17-4	1330
Feb 23	at #6 Yale Bulldogs	L 13-14	1980
Mar 02	PENN	w 15-14	530
Mar 08	vs #2 Cornell	w 19-13	503
Mar 10	vs Jacksonville	w 24-11	1934
Mar 23	at Cleveland State	w 15-11	805
* Mar 31	at #3 Maryland	w 13-10	3837
* Apr 07	#7 OHIO STATE	w 13-8	2301
* Apr 13	at Michigan	w 17-7	1530
* Apr 21	#16 JOHNS HOPKINS	w 20-9	2192
* Apr 27	#20 RUTGERS	w 14-13	2277
May 02	vs #20 RUTGERS	w 18-6	2097
May 04	vs #15 Johns Hopkins	Wot 18-17	2775
May 12	UMBC	w 25-10	1433

TEAM STATISTICS	PSUMLAX	OPP
SHOT STATISTICS		
Goals-Shot attempts	285-653	164-637
Goals scored per game	17.81	10.25
Shot pct.	.436	.257
Shots on goal-Attempts	451-653	352-637
SOG pct.	.691	.553
Shots/Game	40.8	39.8
Assists	171	91
MAN-UP OPPORTUNITIES		
Goals-Opportunities	33-55	21-51
Conversion Percent	.600	.412
GOAL BREAKDOWN		
Total Goals	285	164
Man-up	33	21
Man-down	1	0
Unassisted	114	73
Overtime	1	0
Goals scored average	17.80	10.25
GROUND BALLS	570	453
TURNOVERS	252	226
CAUSED TURNOVERS	110	134
FACEOFFS (W-L)	301-497	196-497
Faceoff W-L Pct.	.606	.394
CLEARs	269-317	248-299
Clear Pct.	.849	.829
PENALTIES		
Number	55	61
Minutes	42:00	45:00
ATTENDANCE		
Total	10434	9482
Dates/Avg Per Date	7/1491	5/1896
Neutral Site #/Avg	4/1827	

##	PLAYER	GP	G	A	Pts	Sh	Up	Dn	GB	Faceoff
1	Grant Ament	15	26	83	109	61	2	0	17	0-0
3	Mac O'Keefe	16	66	18	84	143	10	0	25	0-0
14	Dylan Foulds	16	36	13	49	77	6	0	11	0-0
25	Jack Kelly	13	36	8	44	72	4	0	11	0-0
13	Nick Spillane	16	25	19	44	67	4	0	19	0-0
7	TJ Malone	16	30	6	36	62	6	0	14	0-0
33	Jack Traynor	16	13	3	16	29	0	0	13	0-0
26	Dan Reaume	12	10	6	16	23	0	0	4	0-0
28	Cole Willard	14	11	1	12	22	0	0	12	0-0
40	Gerard Arceri	16	5	2	7	14	0	0	165	243-383
12	Seamus Glynn	8	2	3	5	5	0	0	1	0-0
11	Matt Donnelly	12	2	2	4	9	0	0	4	0-0
50	Brett Hobbs	9	2	2	4	7	0	0	2	0-0
42	Joe White	9	2	2	4	6	0	0	4	0-0
19	Brian Townsend	15	3	0	3	7	0	1	9	0-0
31	Kevin Fox	16	3	0	3	4	0	0	15	0-0
21	Nick McEvoy	16	2	1	3	5	0	0	14	5-15
16	Chris Sabia	16	2	0	2	5	0	0	37	0-0
30	Jake Glatz	12	2	0	2	3	0	0	24	53-91
49	Nate Buller	9	1	1	2	7	0	0	1	0-0
43	Nick Cardile	16	1	1	2	3	0	0	32	0-0
4	Bobby Burns	16	1	0	1	9	0	0	25	0-0
5	Kevin Hill	1	1	0	1	5	1	0	0	0-0
15	Robby Black	16	1	0	1	2	0	0	6	0-0
10	John Nostrant	9	1	0	1	2	0	0	1	0-0
27	Barrett Sutley	6	1	0	1	1	0	0	1	0-0
23	Tommy Wright	16	0	0	0	2	0	0	34	0-0
2	TJ Connellan	15	0	0	0	1	0	0	5	0-0
48	Jordan Donaghy	6	0	0	0	0	0	0	2	0-8
47	Brett Funk	5	0	0	0	0	0	0	2	0-0
45	Jake McCaughan	7	0	0	0	0	0	0	1	0-0
44	Brayden Peck	16	0	0	0	0	0	0	15	0-0
41	Trevor Scollins	8	0	0	0	0	0	0	5	0-0
38	Dylan Sulzbach	2	0	0	0	0	0	0	0	0-0
35	CJ Battaglia	7	0	0	0	0	0	0	0	0-0
34	Colby Kneese	16	0	0	0	0	0	0	27	0-0
32	Dean Lamela	7	0	0	0	0	0	0	1	0-0
20	Malcolm Glendinning	7	0	0	0	0	0	0	2	0-0
17	Mike Aronow	11	0	0	0	0	0	0	8	0-0
8	Mike Shinske	3	0	0	0	0	0	0	0	0-0
6	Brandon Stern	6	0	0	0	0	0	0	1	0-0
Total		16	285	171	456	653	33	1	570	301-497
Opponents		16	164	91	255	637	21	0	453	196-497

##	Goalie	GP	Min.	GA	GA/Avg	Save	Pct	W-L-T
38	Dylan Sulzbach	2	10:22	1	5.79	4	.800	0-0-0
34	Colby Kneese	16	872:30	146	10.04	164	.529	15-1-0
41	Trevor Scollins	8	77:33	17	13.15	20	.541	0-0-0
Total		16	960:25	164	10.25	188	.534	15-1-0
Opponents		16	960:25	285	17.80	166	.368	1-15-0

Goals by Period	1st	2nd	3rd	4th	OT	Total
Penn State	89	68	75	52	1	285
Opponents	42	35	44	43	0	164

Saves by Period	1st	2nd	3rd	4th	OT	Total
Penn State	52	42	44	50	0	188
Opponents	60	46	34	26	0	166

Shots by Period	1st	2nd	3rd	4th	OT	Total
Penn State	194	179	161	117	2	653
Opponents	164	150	153	170	0	637

Shots on Goal	1st	2nd	3rd	4th	OT	Total
Penn State	149	114	109	78	1	451
Opponents	94	77	88	93	0	352

2019 PENN STATE MEN'S LACROSSE

The Automated ScoreBook Penn State Overall Individual Statistics All games (as of May 13, 2019)

Overall: 15-1 Conf: 5-0 Home: 7-0 Away: 4-1 Neut: 4-0

##	Player	gp-gs	g	a	pts	sh	sh%	sog	sog%	up	dn	gb	t/o	ct	faceoff	pct	pen-min
1	Grant Ament	15-15	26	83	109	61	.426	37	.607	2	0	17	31	1	-	-	1-1.0
3	Mac O'Keefe	16-16	66	18	84	143	.462	100	.699	10	0	25	25	8	-	-	6-4.0
14	Dylan Foulds	16-16	36	13	49	77	.468	54	.701	6	0	11	13	3	-	-	3-1.5
25	Jack Kelly	13-13	36	8	44	72	.500	53	.736	4	0	11	11	0	-	-	1-0.5
13	Nick Spillane	16-16	25	19	44	67	.373	41	.612	4	0	19	17	4	-	-	1-0.5
7	TJ Malone	16-8	30	6	36	62	.484	48	.774	6	0	14	14	2	-	-	-
33	Jack Traynor	16-1	13	3	16	29	.448	22	.759	0	0	13	8	0	-	-	1-1.0
26	Dan Reaume	12-9	10	6	16	23	.435	16	.696	0	0	4	7	1	-	-	-
28	Cole Willard	14-0	11	1	12	22	.500	14	.636	0	0	12	6	1	-	-	-
40	Gerard Arceri	16-0	5	2	7	14	.357	12	.857	0	0	165	17	1	243-383	.634	1-0.5
12	Seamus Glynn	8-0	2	3	5	5	.400	4	.800	0	0	1	3	0	-	-	-
11	Matt Donnelly	12-1	2	2	4	9	.222	4	.444	0	0	4	2	0	-	-	-
50	Brett Hobbs	9-0	2	2	4	7	.286	6	.857	0	0	2	4	0	-	-	-
42	Joe White	9-0	2	2	4	6	.333	5	.833	0	0	4	4	0	-	-	-
19	Brian Townsend	15-0	3	0	3	7	.429	6	.857	0	1	9	3	2	-	-	2-1.5
31	Kevin Fox	16-0	3	0	3	4	.750	3	.750	0	0	15	3	10	-	-	4-3.0
21	Nick McEvoy	16-0	2	1	3	5	.400	2	.400	0	0	14	0	1	5-15	.333	1-1.0
16	Chris Sabia	16-16	2	0	2	5	.400	4	.800	0	0	37	8	17	-	-	8-7.0
30	Jake Glatz	12-0	2	0	2	3	.667	2	.667	0	0	24	6	0	53-91	.582	1-0.5
49	Nate Buller	9-0	1	1	2	7	.143	5	.714	0	0	1	1	0	-	-	-
43	Nick Cardile	16-16	1	1	2	3	.333	1	.333	0	0	32	7	17	-	-	8-5.5
4	Bobby Burns	16-1	1	0	1	9	.111	5	.556	0	0	25	9	4	-	-	2-2.0
5	Kevin Hill	1-1	1	0	1	5	.200	1	.200	1	0	0	0	0	-	-	-
15	Robby Black	16-0	1	0	1	2	.500	2	1.000	0	0	6	5	4	-	-	2-1.5
10	John Nostrant	9-0	1	0	1	2	.500	1	.500	0	0	1	2	2	-	-	-
27	Barrett Sutley	6-0	1	0	1	1	1.000	1	1.000	0	0	1	0	1	-	-	-
23	Tommy Wright	16-0	0	0	0	2	.000	1	.500	0	0	34	8	8	-	-	5-5.0
2	TJ Connellan	15-0	0	0	0	1	.000	1	1.000	0	0	5	0	7	-	-	1-1.0
48	Jordan Donaghy	6-0	0	0	0	0	.000	0	.000	0	0	2	0	0	0-8	.000	-
47	Brett Funk	5-0	0	0	0	0	.000	0	.000	0	0	2	0	0	-	-	-
45	Jake McCaughan	7-0	0	0	0	0	.000	0	.000	0	0	1	1	1	-	-	-
44	Brayden Peck	16-16	0	0	0	0	.000	0	.000	0	0	15	3	6	-	-	3-2.0
41	Trevor Scollins	8-0	0	0	0	0	.000	0	.000	0	0	5	1	0	-	-	-
38	Dylan Sulzbach	2-0	0	0	0	0	.000	0	.000	0	0	0	0	0	-	-	-
35	CJ Battaglia	7-0	0	0	0	0	.000	0	.000	0	0	0	0	0	-	-	-
34	Colby Kneese	16-16	0	0	0	0	.000	0	.000	0	0	27	8	0	-	-	-
32	Dean Lamela	7-0	0	0	0	0	.000	0	.000	0	0	1	1	2	-	-	2-2.0
20	Malcolm Glendinning	7-0	0	0	0	0	.000	0	.000	0	0	2	0	0	-	-	-
17	Mike Aronow	11-0	0	0	0	0	.000	0	.000	0	0	8	1	5	-	-	-
8	Mike Shinske	3-0	0	0	0	0	.000	0	.000	0	0	0	1	0	-	-	-
6	Brandon Stern	6-0	0	0	0	0	.000	0	.000	0	0	1	2	0	-	-	-
Total		16	285	171	456	653	.436	451	.691	33	1	570	252	110	301-497	.606	55-42.0
Opponents		16	164	91	255	637	.257	352	.553	21	0	453	226	134	196-497	.394	61-45.0

##	Goalie	gp-gs	min	ga	gaavg	saves	pct	w	l	t	shots faced
38	Dylan Sulzbach	2-0	10:22	1	5.79	4	.800	0	0	0	7
34	Colby Kneese	16-16	872:30	146	10.04	164	.529	15	1	0	567
41	Trevor Scollins	8-0	77:33	17	13.15	20	.541	0	0	0	63
Total		16	960:25	164	10.25	188	.534	15	1	0	637
Opponents		16	960:25	285	17.80	166	.368	1	15	0	653

Goals by Period	1st	2nd	3rd	4th	OT	Total
Penn State	89	68	75	52	1	285
Opponents	42	35	44	43	0	164

Saves by Period	1st	2nd	3rd	4th	OT	Total
Penn State	52	42	44	50	0	188
Opponents	60	46	34	26	0	166

Shots by Period	1st	2nd	3rd	4th	OT	Total
Penn State	194	179	161	117	2	653
Opponents	164	150	153	170	0	637

Attendance Summary	PSUMLAX	Opponent
Total	10434	9482
Dates/Avg Per Date	7/1491	5/1896
Neutral Site #/Avg	4/1827	

Shots on Goal	1st	2nd	3rd	4th	OT	Total
Penn State	149	114	109	78	1	451
Opponents	94	77	88	93	0	352

CLEARs: Penn State -- 269-317 .849, Opponents -- 248-299 .829.
MAN-UP OPPS: Penn State -- 33-55 .600, Opponents -- 21-51 .412.

2019 PENN STATE MEN'S LACROSSE

The Automated ScoreBook Penn State Combined Team Statistics Conference games (as of Apr 29, 2019)

RECORD:	OVERALL	HOME	AWAY	NEUTRAL
ALL GAMES	5-0	3-0	2-0	0-0
CONFERENCE	5-0	3-0	2-0	0-0
NON-CONFERENCE	0-0	0-0	0-0	0-0

Date	Opponent	Score	Att.
* Mar 31	at #3 Maryland	w 13-10	3837
* Apr 07	#7 OHIO STATE	w 13-8	2301
* Apr 13	at Michigan	w 17-7	1530
* Apr 21	#16 JOHNS HOPKINS	w 20-9	2192
* Apr 27	#20 RUTGERS	w 14-13	2277

TEAM STATISTICS PSUMLAX OPP

SHOT STATISTICS	PSUMLAX	OPP
Goals-Shot attempts	77-185	47-191
Goals scored per game	15.40	9.40
Shot pct.	.416	.246
Shots on goal-Attempts	129-185	101-191
SOG pct.	.697	.529
Shots/Game	37.0	38.2
Assists	48	25
MAN-UP OPPORTUNITIES		
Goals-Opportunities	8-16	4-12
Conversion Percent	.500	.333
GOAL BREAKDOWN		
Total Goals	77	47
Man-up	8	4
Man-down	0	0
Unassisted	29	22
Overtime	0	0
Goals scored average	15.40	9.40
GROUND BALLS	150	126
TURNOVERS	74	72
CAUSED TURNOVERS	32	32
FACEOFFS (W-L)	87-139	52-139
Faceoff W-L Pct.	.626	.374
CLEARs	84-102	88-102
Clear Pct.	.824	.863
PENALTIES		
Number	13	19
Minutes	9:00	16:00
ATTENDANCE		
Total	6770	5367
Dates/Avg Per Date	3/2257	2/2684
Neutral Site #/Avg	0/0	

##	PLAYER	GP	G	A	Pts	Sh	Up	Dn	GB	Faceoff
1	Grant Ament	5	7	25	32	19	1	0	3	0-0
3	Mac O'Keefe	5	15	6	21	39	2	0	4	0-0
14	Dylan Foulds	5	10	6	16	21	3	0	1	0-0
25	Jack Kelly	3	10	3	13	21	0	0	6	0-0
13	Nick Spillane	5	6	5	11	22	1	0	5	0-0
28	Cole Willard	5	7	1	8	13	0	0	3	0-0
33	Jack Traynor	5	6	0	6	8	0	0	3	0-0
7	TJ Malone	5	5	0	5	19	1	0	0	0-0
26	Dan Reaume	4	3	2	5	6	0	0	1	0-0
40	Gerard Arceri	5	2	0	2	6	0	0	58	86-136
12	Seamus Glynn	2	2	0	2	2	0	0	0	0-0
16	Chris Sabia	5	1	0	1	2	0	0	11	0-0
42	Joe White	2	1	0	1	1	0	0	0	0-0
21	Nick McEvoy	5	1	0	1	1	0	0	5	0-0
19	Brian Townsend	5	1	0	1	1	0	0	2	0-0
49	Nate Buller	2	0	0	0	1	0	0	0	0-0
11	Matt Donnelly	3	0	0	0	1	0	0	0	0-0
4	Bobby Burns	5	0	0	0	1	0	0	7	0-0
2	TJ Connellan	5	0	0	0	1	0	0	1	0-0
50	Brett Hobbs	3	0	0	0	0	0	0	0	0-0
47	Brett Funk	2	0	0	0	0	0	0	1	0-0
45	Jake McCaughan	2	0	0	0	0	0	0	0	0-0
44	Brayden Peck	5	0	0	0	0	0	0	4	0-0
43	Nick Cardile	5	0	0	0	0	0	0	14	0-0
41	Trevor Scollins	2	0	0	0	0	0	0	0	0-0
35	CJ Battaglia	2	0	0	0	0	0	0	0	0-0
34	Colby Kneese	5	0	0	0	0	0	0	5	0-0
32	Dean Lamela	1	0	0	0	0	0	0	0	0-0
31	Kevin Fox	5	0	0	0	0	0	0	3	0-0
30	Jake Glatz	3	0	0	0	0	0	0	0	1-3
27	Barrett Sutley	1	0	0	0	0	0	0	0	0-0
23	Tommy Wright	5	0	0	0	0	0	0	11	0-0
20	Malcolm Glendinning	2	0	0	0	0	0	0	1	0-0
17	Mike Aronow	5	0	0	0	0	0	0	0	0-0
15	Robby Black	5	0	0	0	0	0	0	1	0-0
10	John Nostrant	3	0	0	0	0	0	0	0	0-0
6	Brandon Stern	1	0	0	0	0	0	0	0	0-0
Total		5	77	48	125	185	8	0	150	87-139
Opponents		5	47	25	72	191	4	0	126	52-139

##	Goalie	GP	Min.	GA	GAAvg	Save	Pct	W-L-T
41	Trevor Scollins	2	9:15	1	6.49	1	.500	0-0-0
34	Colby Kneese	5	290:45	46	9.49	53	.535	5-0-0
Total		5	300:00	47	9.40	54	.535	5-0-0
Opponents		5	300:00	77	15.40	52	.403	0-5-0

Goals by Period	1st	2nd	3rd	4th	Total
Penn State	26	15	20	16	77
Opponents	11	11	16	9	47

Saves by Period	1st	2nd	3rd	4th	Total
Penn State	18	9	13	14	54
Opponents	15	13	13	11	52

Shots by Period	1st	2nd	3rd	4th	Total
Penn State	50	47	47	41	185
Opponents	52	43	47	49	191

Shots on Goal	1st	2nd	3rd	4th	Total
Penn State	41	28	33	27	129
Opponents	29	20	29	23	101

2019 PENN STATE MEN'S LACROSSE

OVERALL

CONFERENCE

#	Player	gp-gs	g	a	pts	sh	sh%	sog	sog%	to	ct	gw	qb
1	Grant Ament	15-15	26	83	109	61	.426	37	.607	31	1	2	17
3	Mac O'Keefe	16-16	66	18	84	143	.462	100	.699	25	8	3	25
14	Dylan Foulds	16-16	36	13	49	77	.468	54	.701	13	3	1	11
25	Jack Kelly	13-13	36	8	44	72	.500	53	.736	11	0	3	11
13	Nick Spillane	16-16	25	19	44	67	.373	41	.612	17	4	3	19
7	TJ Malone	16-8	30	6	36	62	.484	48	.774	14	2	1	14
33	Jack Traynor	16-1	13	3	16	29	.448	22	.759	8	0	1	13
26	Dan Reaume	12-9	10	6	16	23	.435	16	.696	7	1	0	4
28	Cole Willard	14-0	11	1	12	22	.500	14	.636	6	1	0	12
40	Gerard Arceri	16-0	5	2	7	14	.357	12	.857	17	1	0	165
12	Seamus Glynn	8-0	2	3	5	5	.400	4	.800	3	0	0	1
11	Matt Donnelly	12-1	2	2	4	9	.222	4	.444	2	0	0	4
50	Brett Hobbs	9-0	2	2	4	7	.286	6	.857	4	0	0	2
42	Joe White	9-0	2	2	4	6	.333	5	.833	4	0	0	4
19	Brian Townsend	15-0	3	0	3	7	.429	6	.857	3	2	0	9
31	Kevin Fox	16-0	3	0	3	4	.750	3	.750	3	10	0	15
21	Nick McEvoy	16-0	2	1	3	5	.400	2	.400	0	1	0	14
16	Chris Sabia	16-16	2	0	2	5	.400	4	.800	8	17	0	37
30	Jake Glatz	12-0	2	0	2	3	.667	2	.667	6	0	1	24
49	Nate Buller	9-0	1	1	2	7	.143	5	.714	1	0	0	1
43	Nick Cardile	16-16	1	1	2	3	.333	1	.333	7	17	0	32
4	Bobby Burns	16-1	1	0	1	9	.111	5	.556	9	4	0	25
5	Kevin Hill	1-1	1	0	1	5	.200	1	.200	0	0	0	0
15	Robby Black	16-0	1	0	1	2	.500	2	1.000	5	4	0	6
10	John Nostrant	9-0	1	0	1	2	.500	1	.500	2	2	0	1
27	Barrett Sutley	6-0	1	0	1	1	1.000	1	1.000	0	1	0	1
23	Tommy Wright	16-0	0	0	0	2	.000	1	.500	8	8	0	34
2	TJ Connellan	15-0	0	0	0	1	.000	1	1.000	0	7	0	5
48	Jordan Donaghy	6-0	0	0	0	0	.000	0	.000	0	0	0	2
47	Brett Funk	5-0	0	0	0	0	.000	0	.000	0	0	0	2
45	Jake McCaughan	7-0	0	0	0	0	.000	0	.000	1	1	0	1
44	Brayden Peck	16-16	0	0	0	0	.000	0	.000	3	6	0	15
41	Trevor Scollins	8-0	0	0	0	0	.000	0	.000	1	0	0	5
38	Dylan Sulzbach	2-0	0	0	0	0	.000	0	.000	0	0	0	0
35	CJ Battaglia	7-0	0	0	0	0	.000	0	.000	0	0	0	0
34	Colby Kneese	16-16	0	0	0	0	.000	0	.000	8	0	0	27
32	Dean Lamela	7-0	0	0	0	0	.000	0	.000	1	2	0	1
20	Malcolm Glendinning	7-0	0	0	0	0	.000	0	.000	0	0	0	2
17	Mike Aronow	11-0	0	0	0	0	.000	0	.000	1	5	0	8
8	Mike Shinske	3-0	0	0	0	0	.000	0	.000	1	0	0	0
6	Brandon Stern	6-0	0	0	0	0	.000	0	.000	2	0	0	1
Total		16	285	171	456	653	.436	451	.691	252	110	15	570
Opponents		16	164	91	255	637	.257	352	.553	226	134	1	453

gp-gs	g	a	pts	sh	sh%	sog	sog%	to	ct	gw	qb
5-5	7	25	32	19	.368	10	.526	12	0	1	3
5-5	15	6	21	39	.385	28	.718	8	2	0	4
5-5	10	6	16	21	.476	15	.714	4	0	0	1
3-3	10	3	13	21	.476	16	.762	3	0	2	6
5-5	6	5	11	22	.273	14	.636	6	1	1	5
5-4	5	0	5	19	.263	14	.737	2	1	1	0
5-0	6	0	6	8	.750	7	.875	1	0	0	3
4-3	3	2	5	6	.500	4	.667	2	0	0	1
5-0	7	1	8	13	.538	9	.692	2	0	0	3
5-0	2	0	2	6	.333	4	.667	4	0	0	58
2-0	2	0	2	2	1.000	2	1.000	1	0	0	0
3-0	0	0	0	1	.000	0	.000	1	0	0	0
3-0	0	0	0	0	.000	0	.000	0	0	0	0
2-0	1	0	1	1	1.000	1	1.000	0	0	0	0
5-0	1	0	1	1	1.000	1	1.000	2	1	0	2
5-0	0	0	0	0	.000	0	.000	1	5	0	3
5-0	1	0	1	1	1.000	1	1.000	0	0	0	5
5-5	1	0	1	2	.500	1	.500	4	6	0	11
3-0	0	0	0	0	.000	0	.000	0	0	0	0
2-0	0	0	0	1	.000	1	1.000	0	0	0	0
5-5	0	0	0	0	.000	0	.000	2	5	0	14
5-0	0	0	0	1	.000	0	.000	4	2	0	7
-											
5-0	0	0	0	0	.000	0	.000	0	2	0	1
3-0	0	0	0	0	.000	0	.000	0	0	0	0
1-0	0	0	0	0	.000	0	.000	0	0	0	0
5-0	0	0	0	0	.000	0	.000	3	0	0	11
5-0	0	0	0	1	.000	1	1.000	0	0	0	1
-											
2-0	0	0	0	0	.000	0	.000	0	0	0	1
2-0	0	0	0	0	.000	0	.000	0	0	0	0
5-5	0	0	0	0	.000	0	.000	1	3	0	4
2-0	0	0	0	0	.000	0	.000	0	0	0	0
-											
2-0	0	0	0	0	.000	0	.000	0	0	0	0
5-5	0	0	0	0	.000	0	.000	3	0	0	5
1-0	0	0	0	0	.000	0	.000	0	0	0	0
2-0	0	0	0	0	.000	0	.000	0	0	0	1
5-0	0	0	0	0	.000	0	.000	1	2	0	0
-											
1-0	0	0	0	0	.000	0	.000	0	0	0	0
5	77	48	125	185	.416	129	.697	74	32	5	150
5	47	25	72	191	.246	101	.529	72	32	0	126

OVERALL

CONFERENCE

#	Player	gp-gs	min.	ga	qaavg	saves	pct	w	l	t
38	Dylan Sulzbach	2-0	10:22	1	5.79	4	.800	0	0	0
34	Colby Kneese	16-16	872:30	146	10.04	164	.529	15	1	0
41	Trevor Scollins	8-0	77:33	17	13.15	20	.541	0	0	0
Total		16	960:25	164	10.25	188	.534	15	1	0
Opponents		16	960:25	285	17.80	166	.368	1	15	0

gp-gs	min.	ga	qaavg	saves	pct	w	l	t
-								
5-5	290:45	46	9.49	53	.535	5	0	0
2-0	9:15	1	6.49	1	.500	0	0	0
5	300:00	47	9.40	54	.535	5	0	0
5	300:00	77	15.40	52	.403	0	5	0

Goals by Period	1st	2nd	3rd	4th	OT	Total
Penn State	89	68	75	52	1	285
Opponents	42	35	44	43	0	164

Goals by Period	1st	2nd	3rd	4th	Total
Penn State	26	15	20	16	77
Opponents	11	11	16	9	47

Shots by Period	1st	2nd	3rd	4th	OT	Total
Penn State	194	179	161	117	2	653
Opponents	164	150	153	170	0	637

Shots by Period	1st	2nd	3rd	4th	Total
Penn State	50	47	47	41	185
Opponents	52	43	47	49	191

Saves by Period	1st	2nd	3rd	4th	OT	Total
Penn State	52	42	44	50	0	188
Opponents	60	46	34	26	0	166

Saves by Period	1st	2nd	3rd	4th	Total
Penn State	18	9	13	14	54
Opponents	15	13	13	11	52

#BRICKSQUAD

2019 PENN STATE MEN'S LACROSSE

The Automated ScoreBook Penn State Combined Team Statistics BTT (as of May 06, 2019)

RECORD:	OVERALL	HOME	AWAY	NEUTRAL
ALL GAMES	2-0	0-0	0-0	2-0
CONFERENCE	0-0	0-0	0-0	0-0
NON-CONFERENCE	2-0	0-0	0-0	2-0

Date	Opponent	Score	Att.
May 02	vs #20 RUTGERS	w 18-6	2097
May 04	vs #15 Johns Hopkins	wot 18-17	2775

TEAM STATISTICS	PSUMLAX	OPP
SHOT STATISTICS		
Goals-Shot attempts	36-83	23-89
Goals scored per game	18.00	11.50
Shot pct.	.434	.258
Shots on goal-Attempts	55-83	51-89
SOG pct.	.663	.573
Shots/Game	41.5	44.5
Assists	20	17
MAN-UP OPPORTUNITIES		
Goals-Opportunities	8-10	6-8
Conversion Percent	.800	.750
GOAL BREAKDOWN		
Total Goals	36	23
Man-up	8	6
Man-down	0	0
Unassisted	16	6
Overtime	1	0
Goals scored average	17.94	11.46
GROUND BALLS		
	79	57
TURNOVERS		
	30	25
CAUSED TURNOVERS		
	13	8
FACEOFFS (W-L)		
Faceoff W-L Pct.	32-62	30-62
	.516	.484
CLEARs		
Clear Pct.	34-37	30-36
	.919	.833
PENALTIES		
Number	9	11
Minutes	6:00	7:00
ATTENDANCE		
Total	0	0
Dates/Avg Per Date	0/0	0/0
Neutral Site #/Avg	2/2436	

##	PLAYER	GP	G	A	Pts	Sh	Up	Dn	GB	Faceoff
1	Grant Ament	2	6	7	13	10	1	0	3	0-0
3	Mac O'Keefe	2	9	3	12	20	3	0	6	0-0
7	TJ Malone	2	6	2	8	7	1	0	2	0-0
25	Jack Kelly	2	4	3	7	12	2	0	3	0-0
14	Dylan Foulds	2	3	1	4	11	0	0	1	0-0
13	Nick Spillane	2	2	2	4	9	1	0	1	0-0
11	Matt Donnelly	2	1	1	2	2	0	0	1	0-0
33	Jack Traynor	2	1	0	1	4	0	0	1	0-0
28	Cole Willard	2	1	0	1	3	0	0	3	0-0
50	Brett Hobbs	1	1	0	1	1	0	0	0	0-0
31	Kevin Fox	2	1	0	1	1	0	0	2	0-0
15	Robby Black	2	1	0	1	1	0	0	2	0-0
43	Nick Cardile	2	0	1	1	0	0	0	6	0-0
40	Gerard Arceri	2	0	0	0	1	0	0	12	17-34
30	Jake Glatz	2	0	0	0	1	0	0	9	15-26
49	Nate Buller	1	0	0	0	0	0	0	0	0-0
48	Jordan Donaghy	1	0	0	0	0	0	0	0	0-1
47	Brett Funk	1	0	0	0	0	0	0	1	0-0
45	Jake McCaughan	1	0	0	0	0	0	0	0	0-0
44	Brayden Peck	2	0	0	0	0	0	0	0	0-0
42	Joe White	1	0	0	0	0	0	0	0	0-0
41	Trevor Scollins	1	0	0	0	0	0	0	1	0-0
35	CJ Battaglia	1	0	0	0	0	0	0	0	0-0
34	Colby Kneese	2	0	0	0	0	0	0	5	0-0
32	Dean Lamela	1	0	0	0	0	0	0	0	0-0
27	Barrett Sutley	1	0	0	0	0	0	0	0	0-0
23	Tommy Wright	2	0	0	0	0	0	0	5	0-0
21	Nick McEvoy	2	0	0	0	0	0	0	0	0-1
20	Malcolm Glendinning	1	0	0	0	0	0	0	0	0-0
19	Brian Townsend	2	0	0	0	0	0	0	1	0-0
17	Mike Aronow	2	0	0	0	0	0	0	4	0-0
16	Chris Sabia	2	0	0	0	0	0	0	6	0-0
12	Seamus Glynn	1	0	0	0	0	0	0	0	0-0
10	John Nostrant	1	0	0	0	0	0	0	0	0-0
6	Brandon Stern	1	0	0	0	0	0	0	1	0-0
4	Bobby Burns	2	0	0	0	0	0	0	3	0-0
2	TJ Connellan	2	0	0	0	0	0	0	0	0-0
Total		2	36	20	56	83	8	0	79	32-62
Opponents		2	23	17	40	89	6	0	57	30-62

##	Goalie	GP	Min.	GA	GAAvg	Save	Pct	W-L-T
41	Trevor Scollins	1	9:14	1	6.50	4	.800	0-0-0
34	Colby Kneese	2	111:11	22	11.87	24	.522	2-0-0
Total		2	120:25	23	11.46	28	.549	2-0-0
Opponents		2	120:25	36	17.94	19	.345	0-2-0

Goals by Period	1st	2nd	3rd	4th	OT	Total
Penn State	7	9	13	6	1	36
Opponents	8	5	4	6	0	23

Saves by Period	1st	2nd	3rd	4th	OT	Total
Penn State	7	8	4	9	0	28
Opponents	6	6	5	2	0	19

Shots by Period	1st	2nd	3rd	4th	OT	Total
Penn State	18	27	26	10	2	83
Opponents	31	18	14	26	0	89

Shots on Goal	1st	2nd	3rd	4th	OT	Total
Penn State	13	15	18	8	1	55
Opponents	15	13	8	15	0	51

2019 PENN STATE MEN'S LACROSSE

The Automated ScoreBook Penn State Overall Individual Statistics BTT (as of May 06, 2019)

Overall: 2-0 Conf: 0-0 Home: 0-0 Away: 0-0 Neut: 2-0

##	Player	gp-gs	g	a	pts	sh	sh%	sog	sog%	up	dn	gb	t/o	ct	faceoff	pct	pen-min
1	Grant Ament	2-2	6	7	13	10	.600	7	.700	1	0	3	3	0	-	-	-
3	Mac O'Keefe	2-2	9	3	12	20	.450	14	.700	3	0	6	4	1	-	-	2-1.5
7	TJ Malone	2-2	6	2	8	7	.857	6	.857	1	0	2	2	0	-	-	-
25	Jack Kelly	2-2	4	3	7	12	.333	7	.583	2	0	3	3	0	-	-	-
14	Dylan Foulds	2-2	3	1	4	11	.273	7	.636	0	0	1	3	0	-	-	-
13	Nick Spillane	2-2	2	2	4	9	.222	5	.556	1	0	1	2	0	-	-	-
11	Matt Donnelly	2-0	1	1	2	2	.500	1	.500	0	0	1	0	0	-	-	-
33	Jack Traynor	2-0	1	0	1	4	.250	2	.500	0	0	1	1	0	-	-	-
28	Cole Willard	2-0	1	0	1	3	.333	2	.667	0	0	3	0	0	-	-	-
50	Brett Hobbs	1-0	1	0	1	1	1.000	1	1.000	0	0	0	1	0	-	-	-
31	Kevin Fox	2-0	1	0	1	1	1.000	1	1.000	0	0	2	0	0	-	-	-
15	Robby Black	2-0	1	0	1	1	1.000	1	1.000	0	0	2	1	1	-	-	-
43	Nick Cardile	2-2	0	1	1	0	.000	0	.000	0	0	6	0	5	-	-	3-1.5
40	Gerard Arceri	2-0	0	0	0	1	.000	1	1.000	0	0	12	1	0	17-34	.500	-
30	Jake Glatz	2-0	0	0	0	1	.000	0	.000	0	0	9	0	0	15-26	.577	-
49	Nate Buller	1-0	0	0	0	0	.000	0	.000	0	0	0	0	0	-	-	-
48	Jordan Donaghy	1-0	0	0	0	0	.000	0	.000	0	0	0	0	0	0-1	.000	-
47	Brett Funk	1-0	0	0	0	0	.000	0	.000	0	0	1	0	0	-	-	-
45	Jake McCaughan	1-0	0	0	0	0	.000	0	.000	0	0	0	0	0	-	-	-
44	Brayden Peck	2-2	0	0	0	0	.000	0	.000	0	0	0	0	0	-	-	-
42	Joe White	1-0	0	0	0	0	.000	0	.000	0	0	0	0	0	-	-	-
41	Trevor Scollins	1-0	0	0	0	0	.000	0	.000	0	0	1	1	0	-	-	-
35	CJ Battaglia	1-0	0	0	0	0	.000	0	.000	0	0	0	0	0	-	-	-
34	Colby Kneese	2-2	0	0	0	0	.000	0	.000	0	0	5	1	0	-	-	-
32	Dean Lamela	1-0	0	0	0	0	.000	0	.000	0	0	0	0	0	-	-	-
27	Barrett Sutley	1-0	0	0	0	0	.000	0	.000	0	0	0	0	0	-	-	-
23	Tommy Wright	2-0	0	0	0	0	.000	0	.000	0	0	5	2	2	-	-	2-2.0
21	Nick McEvoy	2-0	0	0	0	0	.000	0	.000	0	0	0	0	0	0-1	.000	-
20	Malcolm Glendinning	1-0	0	0	0	0	.000	0	.000	0	0	0	0	0	-	-	-
19	Brian Townsend	2-0	0	0	0	0	.000	0	.000	0	0	1	0	0	-	-	-
17	Mike Aronow	2-0	0	0	0	0	.000	0	.000	0	0	4	0	2	-	-	-
16	Chris Sabia	2-2	0	0	0	0	.000	0	.000	0	0	6	0	1	-	-	2-1.0
12	Seamus Glynn	1-0	0	0	0	0	.000	0	.000	0	0	0	0	0	-	-	-
10	John Nostrant	1-0	0	0	0	0	.000	0	.000	0	0	0	0	0	-	-	-
6	Brandon Stern	1-0	0	0	0	0	.000	0	.000	0	0	1	1	0	-	-	-
4	Bobby Burns	2-0	0	0	0	0	.000	0	.000	0	0	3	0	1	-	-	-
2	TJ Connellan	2-0	0	0	0	0	.000	0	.000	0	0	0	0	0	-	-	-
Total		2	36	20	56	83	.434	55	.663	8	0	79	30	13	32-62	.516	9-6.0
Opponents		2	23	17	40	89	.258	51	.573	6	0	57	25	8	30-62	.484	11-7.0

##	Goalie	gp-gs	min	ga	gaavg	saves	pct	w	l	t	shots faced
41	Trevor Scollins	1-0	9:14	1	6.50	4	.800	0	0	0	10
34	Colby Kneese	2-2	111:11	22	11.87	24	.522	2	0	0	79
Total		2	120:25	23	11.46	28	.549	2	0	0	89
Opponents		2	120:25	36	17.94	19	.345	0	2	0	83

Goals by Period	1st	2nd	3rd	4th	OT	Total
Penn State	7	9	13	6	1	36
Opponents	8	5	4	6	0	23

Saves by Period	1st	2nd	3rd	4th	OT	Total
Penn State	7	8	4	9	0	28
Opponents	6	6	5	2	0	19

Shots by Period	1st	2nd	3rd	4th	OT	Total
Penn State	18	27	26	10	2	83
Opponents	31	18	14	26	0	89

Attendance Summary	PSUMLAX	Opponent
Total	0	0
Dates/Avg Per Date	0/0	0/0
Neutral Site #/Avg	2/2436	

Shots on Goal	1st	2nd	3rd	4th	OT	Total
Penn State	13	15	18	8	1	55
Opponents	15	13	8	15	0	51

CLEARs: Penn State -- 34-37 .919, Opponents -- 30-36 .833.
MAN-UP OPPS: Penn State -- 8-10 .800, Opponents -- 6-8 .750.

#BRICKSQUAD

2019 PENN STATE MEN'S LACROSSE

The Automated ScoreBook Penn State Combined Team Statistics NCAA Only (as of May 13, 2019)

RECORD:	OVERALL	HOME	AWAY	NEUTRAL
ALL GAMES	1-0	1-0	0-0	0-0
CONFERENCE	0-0	0-0	0-0	0-0
NON-CONFERENCE	1-0	1-0	0-0	0-0

Date	Opponent	Score	Att.
May 12	UMBC	w 25-10	1433
TEAM STATISTICS			
PSUMLAX		OPP	
SHOT STATISTICS			
Goals-Shot attempts	25-43	10-28	
Goals scored per game	25.00	10.00	
Shot pct.	.581	.357	
Shots on goal-Attempts	32-43	19-28	
SOG pct.	.744	.679	
Shots/Game	43.0	28.0	
Assists	14	4	
MAN-UP OPPORTUNITIES			
Goals-Opportunities	0-2	0-1	
Conversion Percent	.000	.000	
GOAL BREAKDOWN			
Total Goals	25	10	
Man-up	0	0	
Man-down	0	0	
Unassisted	11	6	
Overtime	0	0	
Goals scored average	25.00	10.00	
GROUND BALLS			
	54	24	
TURNOVERS			
	20	8	
CAUSED TURNOVERS			
	4	8	
FACEOFFS (W-L)			
Faceoff W-L Pct.	34-38	4-38	
	.895	.105	
CLEARs			
Clear Pct.	13-14	15-16	
	.929	.938	
PENALTIES			
Number	1	3	
Minutes	1:00	3:00	
ATTENDANCE			
Total	1433	0	
Dates/Avg Per Date	1/1433	0/0	
Neutral Site #/Avg	0/0		

## PLAYER	GP	G	A	Pts	Sh	Up	Dn	GB	Faceoff
1 Grant Ament	1	3	5	8	4	0	0	2	0-0
3 Mac O'Keefe	1	6	1	7	9	0	0	0	0-0
25 Jack Kelly	1	6	1	7	8	0	0	0	0-0
14 Dylan Foulds	1	4	3	7	7	0	0	2	0-0
13 Nick Spillane	1	1	2	3	1	0	0	0	0-0
26 Dan Reaume	1	1	1	2	2	0	0	1	0-0
7 TJ Malone	1	1	0	1	3	0	0	1	0-0
33 Jack Traynor	1	1	0	1	2	0	0	3	0-0
28 Cole Willard	1	1	0	1	2	0	0	0	0-0
30 Jake Glatz	1	1	0	1	1	0	0	6	9-11
40 Gerard Arceri	1	0	1	1	0	0	0	24	25-27
11 Matt Donnelly	1	0	0	0	2	0	0	1	0-0
50 Brett Hobbs	1	0	0	0	1	0	0	0	0-0
42 Joe White	1	0	0	0	1	0	0	1	0-0
49 Nate Buller	1	0	0	0	0	0	0	1	0-0
44 Brayden Peck	1	0	0	0	0	0	0	1	0-0
43 Nick Cardile	1	0	0	0	0	0	0	0	0-0
41 Trevor Scollins	1	0	0	0	0	0	0	1	0-0
34 Colby Kneese	1	0	0	0	0	0	0	0	0-0
32 Dean Lamela	1	0	0	0	0	0	0	0	0-0
31 Kevin Fox	1	0	0	0	0	0	0	0	0-0
27 Barrett Sutley	1	0	0	0	0	0	0	0	0-0
23 Tommy Wright	1	0	0	0	0	0	0	1	0-0
21 Nick McEvoy	1	0	0	0	0	0	0	0	0-0
20 Malcolm Glendinning	1	0	0	0	0	0	0	0	0-0
19 Brian Townsend	1	0	0	0	0	0	0	1	0-0
17 Mike Aronow	1	0	0	0	0	0	0	1	0-0
16 Chris Sabia	1	0	0	0	0	0	0	4	0-0
15 Robby Black	1	0	0	0	0	0	0	0	0-0
12 Seamus Glynn	1	0	0	0	0	0	0	0	0-0
10 John Nostrant	1	0	0	0	0	0	0	0	0-0
4 Bobby Burns	1	0	0	0	0	0	0	2	0-0
2 TJ Connellan	1	0	0	0	0	0	0	1	0-0
Total	1	25	14	39	43	0	0	54	34-38
Opponents	1	10	4	14	28	0	0	24	4-38

## Goalie	GP	Min.	GA	GAAvg	Save	Pct	W-L-T
41 Trevor Scollins	1	12:38	2	9.50	4	.667	0-0-0
34 Colby Kneese	1	47:22	8	10.13	5	.385	1-0-0
Total	1	60:00	10	10.00	9	.474	1-0-0
Opponents	1	60:00	25	25.00	7	.219	0-1-0

Goals by Period	1st	2nd	3rd	4th	Total
Penn State	7	8	8	2	25
Opponents	4	2	1	3	10

Saves by Period	1st	2nd	3rd	4th	Total
Penn State	0	3	2	4	9
Opponents	0	4	1	2	7

Shots by Period	1st	2nd	3rd	4th	Total
Penn State	10	14	12	7	43
Opponents	4	5	9	10	28

Shots on Goal	1st	2nd	3rd	4th	Total
Penn State	7	12	9	4	32
Opponents	4	5	3	7	19

2019 PENN STATE MEN'S LACROSSE

The Automated ScoreBook Penn State Overall Individual Statistics NCAA Only (as of May 13, 2019)

Overall: 1-0 Conf: 0-0 Home: 1-0 Away: 0-0 Neut: 0-0

##	Player	gp-gs	g	a	pts	sh	sh%	sog	sog%	up	dn	gb	t/o	ct	faceoff	pct	pen-min
1	Grant Ament	1-1	3	5	8	4	.750	4	1.000	0	0	2	2	1	-	-	-
3	Mac O'Keefe	1-1	6	1	7	9	.667	8	.889	0	0	0	1	1	-	-	-
25	Jack Kelly	1-1	6	1	7	8	.750	7	.875	0	0	0	1	0	-	-	-
14	Dylan Foulds	1-1	4	3	7	7	.571	5	.714	0	0	2	1	0	-	-	-
13	Nick Spillane	1-1	1	2	3	1	1.000	1	1.000	0	0	0	3	0	-	-	-
26	Dan Reaume	1-0	1	1	2	2	.500	1	.500	0	0	1	2	0	-	-	-
7	TJ Malone	1-1	1	0	1	3	.333	1	.333	0	0	1	0	0	-	-	-
33	Jack Traynor	1-0	1	0	1	2	.500	2	1.000	0	0	3	0	0	-	-	-
28	Cole Willard	1-0	1	0	1	2	.500	1	.500	0	0	0	0	0	-	-	-
30	Jake Glatz	1-0	1	0	1	1	1.000	1	1.000	0	0	6	1	0	9-11	.818	-
40	Gerard Arceri	1-0	0	1	1	0	.000	0	.000	0	0	24	3	0	25-27	.926	-
11	Matt Donnelly	1-0	0	0	0	2	.000	0	.000	0	0	1	1	0	-	-	-
50	Brett Hobbs	1-0	0	0	0	1	.000	0	.000	0	0	0	1	0	-	-	-
42	Joe White	1-0	0	0	0	1	.000	1	1.000	0	0	1	0	0	-	-	-
49	Nate Buller	1-0	0	0	0	0	.000	0	.000	0	0	1	1	0	-	-	-
44	Brayden Peck	1-1	0	0	0	0	.000	0	.000	0	0	1	1	0	-	-	-
43	Nick Cardile	1-1	0	0	0	0	.000	0	.000	0	0	0	0	1	-	-	-
41	Trevor Scollins	1-0	0	0	0	0	.000	0	.000	0	0	1	0	0	-	-	-
34	Colby Kneese	1-1	0	0	0	0	.000	0	.000	0	0	0	0	0	-	-	-
32	Dean Lamela	1-0	0	0	0	0	.000	0	.000	0	0	0	0	0	-	-	-
10	Kevin Fox	1-0	0	0	0	0	.000	0	.000	0	0	0	0	0	-	-	-
27	Barrett Sutley	1-0	0	0	0	0	.000	0	.000	0	0	0	0	0	-	-	-
23	Tommy Wright	1-0	0	0	0	0	.000	0	.000	0	0	1	0	0	-	-	1-1.0
21	Nick McEvoy	1-0	0	0	0	0	.000	0	.000	0	0	0	0	0	-	-	-
20	Malcolm Glendinning	1-0	0	0	0	0	.000	0	.000	0	0	0	0	0	-	-	-
19	Brian Townsend	1-0	0	0	0	0	.000	0	.000	0	0	1	0	0	-	-	-
17	Mike Aronow	1-0	0	0	0	0	.000	0	.000	0	0	1	0	0	-	-	-
16	Chris Sabia	1-1	0	0	0	0	.000	0	.000	0	0	4	0	0	-	-	-
15	Robby Black	1-0	0	0	0	0	.000	0	.000	0	0	0	0	0	-	-	-
12	Seamus Glynn	1-0	0	0	0	0	.000	0	.000	0	0	0	0	0	-	-	-
10	John Nostrant	1-0	0	0	0	0	.000	0	.000	0	0	0	0	0	-	-	-
4	Bobby Burns	1-0	0	0	0	0	.000	0	.000	0	0	2	0	0	-	-	-
2	TJ Connellan	1-0	0	0	0	0	.000	0	.000	0	0	1	0	1	-	-	-
Total		1	25	14	39	43	.581	32	.744	0	0	54	20	4	34-38	.895	1-1.0
Opponents		1	10	4	14	28	.357	19	.679	0	0	24	8	8	4-38	.105	3-3.0

##	Goalie	gp-gs	min	ga	gaavg	saves	pct	w	l	t	shots faced
41	Trevor Scollins	1-0	12:38	2	9.50	4	.667	0	0	0	9
34	Colby Kneese	1-1	47:22	8	10.13	5	.385	1	0	0	19
Total		1	60:00	10	10.00	9	.474	1	0	0	28
Opponents		1	60:00	25	25.00	7	.219	0	1	0	43

Goals by Period	1st	2nd	3rd	4th	Total
Penn State	7	8	8	2	25
Opponents	4	2	1	3	10

Saves by Period	1st	2nd	3rd	4th	Total
Penn State	0	3	2	4	9
Opponents	0	4	1	2	7

Shots by Period	1st	2nd	3rd	4th	Total
Penn State	10	14	12	7	43
Opponents	4	5	9	10	28

Attendance Summary	PSUMLAX	Opponent
Total	1433	0
Dates/Avg Per Date	1/1433	0/0
Neutral Site #/Avg	0/0	

Shots on Goal	1st	2nd	3rd	4th	Total
Penn State	7	12	9	4	32
Opponents	4	5	3	7	19

CLEARs: Penn State -- 13-14 .929, Opponents -- 15-16 .938.
MAN-UP OPPS: Penn State -- 0-2 .000, Opponents -- 0-1 .000.

2019 PENN STATE MEN'S LACROSSE

The Automated ScoreBook Penn State Combined Team Statistics POST SEASON (as of May 13, 2019)

RECORD:	OVERALL	HOME	AWAY	NEUTRAL
ALL GAMES	3-0	1-0	0-0	2-0
CONFERENCE	0-0	0-0	0-0	0-0
NON-CONFERENCE	3-0	1-0	0-0	2-0

Date	Opponent	Score	Att.
May 02	vs #20 RUTGERS	w 18-6	2097
May 04	vs #15 Johns Hopkins	wot 18-17	2775
May 12	UMBC	w 25-10	1433

TEAM STATISTICS	PSUMLAX	OPP
SHOT STATISTICS		
Goals-Shot attempts	61-126	33-117
Goals scored per game	20.33	11.00
Shot pct.	.484	.282
Shots on goal-Attempts	87-126	70-117
SOG pct.	.690	.598
Shots/Game	42.0	39.0
Assists	34	21
MAN-UP OPPORTUNITIES		
Goals-Opportunities	8-12	6-9
Conversion Percent	.667	.667
GOAL BREAKDOWN		
Total Goals	61	33
Man-up	8	6
Man-down	0	0
Unassisted	27	12
Overtime	1	0
Goals scored average	20.29	10.97
GROUND BALLS		
	133	81
TURNOVERS		
	50	33
CAUSED TURNOVERS		
	17	16
FACEOFFS (W-L)		
	66-100	34-100
Faceoff W-L Pct.	.660	.340
CLEARs		
	47-51	45-52
Clear Pct.	.922	.865
PENALTIES		
Number	10	14
Minutes	7:00	10:00
ATTENDANCE		
Total	1433	0
Dates/Avg Per Date	1/1433	0/0
Neutral Site #/Avg	2/2436	

##	PLAYER	GP	G	A	Pts	Sh	Up	Dn	GB	Faceoff
1	Grant Ament	3	9	12	21	14	1	0	5	0-0
3	Mac O'Keefe	3	15	4	19	29	3	0	6	0-0
25	Jack Kelly	3	10	4	14	20	2	0	3	0-0
14	Dylan Foulds	3	7	4	11	18	0	0	3	0-0
7	TJ Malone	3	7	2	9	10	1	0	3	0-0
13	Nick Spillane	3	3	4	7	10	1	0	1	0-0
33	Jack Traynor	3	2	0	2	6	0	0	4	0-0
28	Cole Willard	3	2	0	2	5	0	0	3	0-0
11	Matt Donnelly	3	1	1	2	4	0	0	2	0-0
26	Dan Reaume	1	1	1	2	2	0	0	1	0-0
50	Brett Hobbs	2	1	0	1	2	0	0	0	0-0
30	Jake Glatz	3	1	0	1	2	0	0	15	24-37
31	Kevin Fox	3	1	0	1	1	0	0	2	0-0
15	Robby Black	3	1	0	1	1	0	0	2	0-0
40	Gerard Arceri	3	0	1	1	1	0	0	36	42-61
43	Nick Cardile	3	0	1	1	0	0	0	6	0-0
42	Joe White	2	0	0	0	1	0	0	1	0-0
49	Nate Buller	2	0	0	0	0	0	0	1	0-0
48	Jordan Donaghy	1	0	0	0	0	0	0	0	0-1
47	Brett Funk	1	0	0	0	0	0	0	1	0-0
45	Jake McCaughan	1	0	0	0	0	0	0	0	0-0
44	Brayden Peck	3	0	0	0	0	0	0	1	0-0
41	Trevor Scollins	2	0	0	0	0	0	0	2	0-0
35	CJ Battaglia	1	0	0	0	0	0	0	0	0-0
34	Colby Kneese	3	0	0	0	0	0	0	5	0-0
32	Dean Lamela	2	0	0	0	0	0	0	0	0-0
27	Barrett Sutley	2	0	0	0	0	0	0	0	0-0
23	Tommy Wright	3	0	0	0	0	0	0	6	0-0
21	Nick McEvoy	3	0	0	0	0	0	0	0	0-1
20	Malcolm Glendinning	2	0	0	0	0	0	0	0	0-0
19	Brian Townsend	3	0	0	0	0	0	0	2	0-0
17	Mike Aronow	3	0	0	0	0	0	0	5	0-0
16	Chris Sabia	3	0	0	0	0	0	0	10	0-0
12	Seamus Glynn	2	0	0	0	0	0	0	0	0-0
10	John Nostrant	2	0	0	0	0	0	0	0	0-0
6	Brandon Stern	1	0	0	0	0	0	0	1	0-0
4	Bobby Burns	3	0	0	0	0	0	0	5	0-0
2	TJ Connellan	3	0	0	0	0	0	0	1	0-0
Total		3	61	34	95	126	8	0	133	66-100
Opponents		3	33	21	54	117	6	0	81	34-100

##	Goalie	GP	Min.	GA	GAAvg	Save	Pct	W-L-T
41	Trevor Scollins	2	21:52	3	8.23	8	.727	0-0-0
34	Colby Kneese	3	158:33	30	11.35	29	.492	3-0-0
Total		3	180:25	33	10.97	37	.529	3-0-0
Opponents		3	180:25	61	20.29	26	.299	0-3-0

Goals by Period	1st	2nd	3rd	4th	OT	Total
Penn State	14	17	21	8	1	61
Opponents	12	7	5	9	0	33

Saves by Period	1st	2nd	3rd	4th	OT	Total
Penn State	7	11	6	13	0	37
Opponents	6	10	6	4	0	26

Shots by Period	1st	2nd	3rd	4th	OT	Total
Penn State	28	41	38	17	2	126
Opponents	35	23	23	36	0	117

Shots on Goal	1st	2nd	3rd	4th	OT	Total
Penn State	20	27	27	12	1	87
Opponents	19	18	11	22	0	70

2019 PENN STATE MEN'S LACROSSE

The Automated ScoreBook Penn State Overall Individual Statistics POST SEASON (as of May 13, 2019)

Overall: 3-0 Conf: 0-0 Home: 1-0 Away: 0-0 Neut: 2-0

##	Player	gp-gs	g	a	pts	sh	sh%	sog	sog%	up	dn	gb	t/o	ct	faceoff	pct	pen-min
1	Grant Ament	3-3	9	12	21	14	.643	11	.786	1	0	5	5	1	-	-	-
3	Mac O'Keefe	3-3	15	4	19	29	.517	22	.759	3	0	6	5	2	-	-	2-1.5
25	Jack Kelly	3-3	10	4	14	20	.500	14	.700	2	0	3	4	0	-	-	-
14	Dylan Foulds	3-3	7	4	11	18	.389	12	.667	0	0	3	4	0	-	-	-
7	TJ Malone	3-3	7	2	9	10	.700	7	.700	1	0	3	2	0	-	-	-
13	Nick Spillane	3-3	3	4	7	10	.300	6	.600	1	0	1	5	0	-	-	-
33	Jack Traynor	3-0	2	0	2	6	.333	4	.667	0	0	4	1	0	-	-	-
28	Cole Willard	3-0	2	0	2	5	.400	3	.600	0	0	3	0	0	-	-	-
11	Matt Donnelly	3-0	1	1	2	4	.250	1	.250	0	0	2	1	0	-	-	-
26	Dan Reaume	1-0	1	1	2	2	.500	1	.500	0	0	1	2	0	-	-	-
50	Brett Hobbs	2-0	1	0	1	2	.500	1	.500	0	0	0	2	0	-	-	-
30	Jake Glatz	3-0	1	0	1	2	.500	1	.500	0	0	15	1	0	24-37	.649	-
31	Kevin Fox	3-0	1	0	1	1	1.000	1	1.000	0	0	2	0	0	-	-	-
15	Robby Black	3-0	1	0	1	1	1.000	1	1.000	0	0	2	1	1	-	-	-
40	Gerard Arceri	3-0	0	1	1	1	.000	1	1.000	0	0	36	4	0	42-61	.689	-
43	Nick Cardile	3-3	0	1	1	0	.000	0	.000	0	0	6	0	6	-	-	3-1.5
42	Joe White	2-0	0	0	0	1	.000	1	1.000	0	0	1	0	0	-	-	-
49	Nate Buller	2-0	0	0	0	0	.000	0	.000	0	0	1	1	0	-	-	-
48	Jordan Donaghy	1-0	0	0	0	0	.000	0	.000	0	0	0	0	0	0-1	.000	-
47	Brett Funk	1-0	0	0	0	0	.000	0	.000	0	0	1	0	0	-	-	-
45	Jake McCaughan	1-0	0	0	0	0	.000	0	.000	0	0	0	0	0	-	-	-
44	Brayden Peck	3-3	0	0	0	0	.000	0	.000	0	0	1	1	0	-	-	-
41	Trevor Scollins	2-0	0	0	0	0	.000	0	.000	0	0	2	1	0	-	-	-
35	CJ Battaglia	1-0	0	0	0	0	.000	0	.000	0	0	0	0	0	-	-	-
34	Colby Kneese	3-3	0	0	0	0	.000	0	.000	0	0	5	1	0	-	-	-
32	Dean Lamela	2-0	0	0	0	0	.000	0	.000	0	0	0	0	0	-	-	-
27	Barrett Sutley	2-0	0	0	0	0	.000	0	.000	0	0	0	0	0	-	-	-
23	Tommy Wright	3-0	0	0	0	0	.000	0	.000	0	0	6	2	2	-	-	3-3.0
21	Nick McEvoy	3-0	0	0	0	0	.000	0	.000	0	0	0	0	0	0-1	.000	-
20	Malcolm Glendinning	2-0	0	0	0	0	.000	0	.000	0	0	0	0	0	-	-	-
19	Brian Townsend	3-0	0	0	0	0	.000	0	.000	0	0	2	0	0	-	-	-
17	Mike Aronow	3-0	0	0	0	0	.000	0	.000	0	0	5	0	2	-	-	-
16	Chris Sabia	3-3	0	0	0	0	.000	0	.000	0	0	10	0	1	-	-	2-1.0
12	Seamus Glynn	2-0	0	0	0	0	.000	0	.000	0	0	0	0	0	-	-	-
10	John Nostrant	2-0	0	0	0	0	.000	0	.000	0	0	0	0	0	-	-	-
6	Brandon Stern	1-0	0	0	0	0	.000	0	.000	0	0	1	1	0	-	-	-
4	Bobby Burns	3-0	0	0	0	0	.000	0	.000	0	0	5	0	1	-	-	-
2	TJ Connellan	3-0	0	0	0	0	.000	0	.000	0	0	1	0	1	-	-	-
Total		3	61	34	95	126	.484	87	.690	8	0	133	50	17	66-100	.660	10-7.0
Opponents		3	33	21	54	117	.282	70	.598	6	0	81	33	16	34-100	.340	14-10.0

##	Goalie	gp-gs	min	ga	gaavg	saves	pct	w	l	t	shots faced
41	Trevor Scollins	2-0	21:52	3	8.23	8	.727	0	0	0	19
34	Colby Kneese	3-3	158:33	30	11.35	29	.492	3	0	0	98
Total		3	180:25	33	10.97	37	.529	3	0	0	117
Opponents		3	180:25	61	20.29	26	.299	0	3	0	126

Goals by Period	1st	2nd	3rd	4th	OT	Total
Penn State	14	17	21	8	1	61
Opponents	12	7	5	9	0	33

Saves by Period	1st	2nd	3rd	4th	OT	Total
Penn State	7	11	6	13	0	37
Opponents	6	10	6	4	0	26

Shots by Period	1st	2nd	3rd	4th	OT	Total
Penn State	28	41	38	17	2	126
Opponents	35	23	23	36	0	117

Attendance Summary	PSUMLAX	Opponent
Total	1433	0
Dates/Avg Per Date	1/1433	0/0
Neutral Site #/Avg	2/2436	

Shots on Goal	1st	2nd	3rd	4th	OT	Total
Penn State	20	27	27	12	1	87
Opponents	19	18	11	22	0	70

CLEARs: Penn State -- 47-51 .922, Opponents -- 45-52 .865.

#BRICKSQUAD

2019 PENN STATE MEN'S LACROSSE

2019 PENN STATE TEAM HIGHS

POINTS	43	vs Robert Morris (Feb 09)
	39	vs UMBC (May 12)
	39	vs Jacksonville (Mar 10)
GOALS	27	vs Robert Morris (Feb 09)
	25	vs UMBC (May 12)
ASSISTS	16	vs Robert Morris (Feb 09)
	15	vs Jacksonville (Mar 10)
SHOTS	51	vs Johns Hopkins (Apr 21)
	51	vs Robert Morris (Feb 09)
SHOT PERCENT	.581 (25-43)	vs UMBC (May 12)
	.529 (27-51)	vs Robert Morris (Feb 09)
SHOTS ON GOAL	41	vs Robert Morris (Feb 09)
	34	vs Jacksonville (Mar 10)
ON GOAL PERCENT	.865 (32-37)	vs Cornell (Mar 08)
	.804 (41-51)	vs Robert Morris (Feb 09)
SAVES	20	vs Villanova (Feb 02)
	17	vs Robert Morris (Feb 09)
GROUND BALLS	54	vs UMBC (May 12)
	52	vs Jacksonville (Mar 10)
FACEOFF PERCENT	.895 (34-38)	vs UMBC (May 12)
	.786 (22-28)	at Michigan (Apr 13)
TURNOVERS	24	at Michigan (Apr 13)
	21	vs Jacksonville (Mar 10)
CAUSED TURNOVERS	11	at Yale Bulldogs (Feb 23)
	9	vs Cornell (Mar 08)
	9	vs Robert Morris (Feb 09)

2019 OPPONENT TEAM HIGHS

POINTS	30	vs Johns Hopkins (May 04)
	25	at Yale Bulldogs (Feb 23)
GOALS	17	vs Johns Hopkins (May 04)
	14	vs PENN (Mar 02)
	14	at Yale Bulldogs (Feb 23)
ASSISTS	13	vs Johns Hopkins (May 04)
	11	at Yale Bulldogs (Feb 23)
SHOTS	50	vs Robert Morris (Feb 09)
	48	vs Villanova (Feb 02)
SHOT PERCENT	.419 (13-31)	vs Cornell (Mar 08)
	.362 (17-47)	vs Johns Hopkins (May 04)
SHOTS ON GOAL	30	vs Johns Hopkins (May 04)
	27	vs Robert Morris (Feb 09)
	27	vs Villanova (Feb 02)
ON GOAL PERCENT	.679 (19-28)	vs UMBC (May 12)
	.677 (21-31)	vs Cornell (Mar 08)
SAVES	14	vs Robert Morris (Feb 09)
	13	vs RUTGERS (May 02)
	13	vs Johns Hopkins (Apr 21)
	13	at Michigan (Apr 13)
	13	at Cleveland State (Mar 23)
	13	vs Cornell (Mar 08)
GROUND BALLS	40	at Yale Bulldogs (Feb 23)
	32	vs Jacksonville (Mar 10)
	32	vs PENN (Mar 02)
	32	vs Villanova (Feb 02)
FACEOFF PERCENT	.806 (25-31)	at Yale Bulldogs (Feb 23)
	.541 (20-37)	vs Johns Hopkins (May 04)
TURNOVERS	23	at Yale Bulldogs (Feb 23)

2019 PENN STATE MEN'S LACROSSE

2019 PENN STATE INDIVIDUAL HIGHS

POINTS	10	Grant Ament vs Jacksonville (Mar 10)
	10	Grant Ament vs Villanova (Feb 02)
GOALS	7	TJ Malone vs Jacksonville (Mar 10)
	7	Mac O'Keefe at SBU (Feb 16)
ASSISTS	9	Grant Ament vs Cornell (Mar 08)
	8	Grant Ament vs Jacksonville (Mar 10)
SHOTS	14	Mac O'Keefe at Michigan (Apr 13)
	13	Mac O'Keefe vs Johns Hopkins (May 04)
	13	Mac O'Keefe at SBU (Feb 16)
SHOTS ON GOAL	9	Mac O'Keefe at Michigan (Apr 13)
	9	Mac O'Keefe vs Cornell (Mar 08)
SAVES	19	Colby Kneese vs Villanova (Feb 02)
	14	Colby Kneese vs Ohio State (Apr 07)
GROUND BALLS	24	Gerard Arceri vs UMBC (May 12)
	21	Gerard Arceri at Michigan (Apr 13)
CAUSED TURNOVER	3	Nick Cardile vs Johns Hopkins (May 04)
	3	Nick Cardile vs Ohio State (Apr 07)
	3	Chris Sabia at Yale Bulldogs (Feb 23)
	3	Chris Sabia vs Robert Morris (Feb 09)
FACEOFFS WON	25	Gerard Arceri vs UMBC (May 12)
	25	Gerard Arceri vs Cornell (Mar 08)

2019 OPPONENT INDIVIDUAL HIGHS

POINTS	9	Joey Epstein vs Johns Hopkins (May 04)
	7	Morrill, Jackson at Yale Bulldogs (Feb 23)
GOALS	7	Joey Epstein vs Johns Hopkins (May 04)
	6	Frawley, Ryan vs UMBC (May 12)
	6	Coyne, Tommy vs RUTGERS (Apr 27)
ASSISTS	5	Morrill, Jackson at Yale Bulldogs (Feb 23)
	4	Charalambides, Adam vs RUTGERS (Apr 27)
	4	Gallagher, Ryan vs RUTGERS (Apr 27)
SHOTS	16	Charalambides, Adam vs RUTGERS (Apr 27)
	11	Joey Epstein vs Johns Hopkins (May 04)
SHOTS ON GOAL	8	Frawley, Ryan vs UMBC (May 12)
	8	Joey Epstein vs Johns Hopkins (May 04)
SAVES	13	Edelmann, Max vs RUTGERS (May 02)
	13	Ryan Darby vs Johns Hopkins (Apr 21)
	13	Garn, Gunner at Michigan (Apr 13)
GROUND BALLS	22	Ierlan, TD at Yale Bulldogs (Feb 23)
	11	Gallagher, Kyle vs PENN (Mar 02)
CAUSED TURNOVER	8	DeCaprio, Nick at Michigan (Apr 13)
	5	Wallace, Fleet vs Cornell (Mar 08)
FACEOFFS WON	25	Ierlan, TD at Yale Bulldogs (Feb 23)
	16	Matt Nareweski vs Johns Hopkins (May 04)

2019 PENN STATE MEN'S LACROSSE

NCAA STATISTICAL RANKINGS

Penn St. - 2018-19 Men's Lacrosse Ranking Summary thru games 05/12/2019

Statistic	National Rank	Conference Rank	Value	National Leader	Value	Conference Leader	Value
Assists Per Game (73 ranked)	1	1	10.69	Penn St.	10.69	Penn St.	10.69
Caused Turnovers Per Game (73 ranked)	57	3	6.88	Boston U.	11.71	Michigan	9.46
Clearing Percentage (73 ranked)	28	5	0.849	Ohio St.	0.892	Ohio St.	0.892
Face-Off Winning Percentage (73 ranked)	15	2	0.606	Yale	0.777	Ohio St.	0.619
Ground Balls Per Game (73 ranked)	9	1	35.63	Virginia	41.82	Penn St.	35.63
Man-Down Defense (73 ranked)	59	6	0.588	Manhattan	0.833	Michigan	0.689
Man-Up Offense (73 ranked)	1	1	0.600	Penn St.	0.600	Penn St.	0.600
Opponent Clear Percentage (73 ranked)	30	2	0.829	Virginia	0.698	Michigan	0.827
Points Per Game (73 ranked)	1	1	28.50	Penn St.	28.50	Penn St.	28.50
Saves Per Game (73 ranked)	38	3	11.75	St. Bonaventure	16.23	Rutgers	14.27
Scoring Defense (73 ranked)	20	1	10.25	Air Force	8.00	Penn St.	10.25
Scoring Margin (73 ranked)	1	1	7.56	Penn St.	7.56	Penn St.	7.56
Scoring Offense (73 ranked)	1	1	17.81	Penn St.	17.81	Penn St.	17.81
Shot Percentage (73 ranked)	1	1	0.436	Penn St.	0.436	Penn St.	0.436
Turnovers Per Game (73 ranked)	27	5	15.75	Georgetown	13.67	Johns Hopkins	13.94
Winning Percentage (73 ranked)	1	1	0.938	Penn St.	0.938	Penn St.	0.938

Statistic	Player	National Rank	Conference Rank	Value	National Leader	Value	Conference Leader	Value
Assists Per Game (150 ranked)	Grant Ament	1	1	5.53	Grant Ament, Penn St.	5.53	Grant Ament, Penn St.	5.53
	Nick Spillane	91	10	1.19				
	Mac O'Keefe	106	12	1.13				
Caused Turnovers Per Game (75 ranked)					Joseph Cipoletti, Sacred Heart	3.31	Nick DeCaprio, Michigan	2.08
Face-Off Winning Pct (72 ranked)	Gerard Arceri	11	2	0.634	TD Ierlan, Yale	0.781	Justin Inacio, Ohio St.	0.637
Goals Per Game (146 ranked)	Mac O'Keefe	1	1	4.13	Mac O'Keefe, Penn St.	4.13	Mac O'Keefe, Penn St.	4.13
	Jack Kelly	23	6	2.77				
	Dylan Foulds	67	9	2.25				
	TJ Malone	104	11	1.88				
	Grant Ament	133	19	1.73				
Goals-Against Average (69 ranked)	Colby Kneese	16	1	10.04	Braden Host, Air Force	7.75	Colby Kneese, Penn St.	10.04
Ground Balls Per Game (75 ranked)	Gerard Arceri	5	1	10.31	TD Ierlan, Yale	15.19	Gerard Arceri, Penn St.	10.31
Individual Man-up Goals (47 ranked)	Mac O'Keefe	2	1	10	Reid Bowering, Drexel	11	Mac O'Keefe, Penn St.	10
	Dylan Foulds	27	2	6				
	TJ Malone	27	2	6				
Points Per Game (150 ranked)	Grant Ament	1	1	7.27	Grant Ament, Penn St.	7.27	Grant Ament, Penn St.	7.27
	Mac O'Keefe	6	2	5.25				
	Jack Kelly	67	9	3.38				
	Dylan Foulds	95	13	3.06				
	Nick Spillane	127	17	2.75				
Save Percentage (69 ranked)	Colby Kneese	25	2	0.529	Sean Sconone, Massachusetts	0.615	Max Edelman, Rutgers	0.558
Saves Per Game (74 ranked)	Colby Kneese	50	3	10.25	Max Edelman, Rutgers	14.69	Max Edelman, Rutgers	14.69
					Kyle Mullin, Harvard	14.69		
Shot Percentage (75 ranked)	Jack Kelly	4	1	0.500	Chris Young, High Point	0.595	Jack Kelly, Penn St.	0.500
	TJ Malone	7	2	0.484				
	Dylan Foulds	11	3	0.468				
	Mac O'Keefe	13	4	0.462				
	Grant Ament	25	6	0.426				
	Nick Spillane	70	12	0.373				

ACTIVE NCAA CAREER RANKINGS - TOP 100

POINTS PER GAME

6th - Grant Ament, 4.85
9th - Mac O'Keefe, 4.04

POINTS

6th - Grant Ament, 223
15th - Mac O'Keefe, 186

GOALS PER GAME

1st - Mac O'Keefe, 3.30
37th - Jack Kelly, 2.11

GOALS

3rd - Mac O'Keefe, 152

ASSISTS PER GAME

3rd - Grant Ament, 3.20

ASSISTS

3rd - Grant Ament, 147
38th - Nick Spillane, 58

SAVES PER GAME

15th - Colby Kneese, 10.37

SAVES

14th - Colby Kneese, 477

GOALS AGAINST AVERAGE

19th - Colby Kneese, 9.86

GROUND BALLS PER GAME

2nd - Gerard Arceri, 9.18

GROUND BALLS

2nd - Gerard Arceri, 413

FACEOFF WIN PERCENTAGE

5th - Gerard Arceri, 0.643

FACEOFFS WON

2nd - Gerard Arceri, 654

FACEOFFS ATTEMPTED

4th - Gerard Arceri, 1017

#WEARE

2019 PENN STATE MEN'S LACROSSE

LAST TIME PENN STATE ...

Scored 20+ goals	25 vs. UMBC (W, 25-10) 5/12/19
Scored 15+ goals	18 vs. Johns Hopkins (W, 18-17 OT) 5/4/2019
Scored 10+ goals	14 vs. Rutgers (W, 14-13) 4/27/19
Tallied 12+ assists	14 vs. UMBC (W, 25-10) 5/12/19
Tallied 8+ assists	8 at Rutgers (W, 18-6) 5/2/2019
Registered 25+ points	39 vs. UMBC (W, 25-10) 5/12/19
Registered 15+ points	20 at Maryland (W, 13-10) 3/31/19
Won 20+ face-offs	34 vs. UMBC (W, 25-10) 5/12/19
Won 15+ face-offs	17 vs. Johns Hopkins (W, 18-17 OT) 5/4/2019
Took 60+ shots	75 vs. Robert Morris (L, 17-24) 2/20/10
Took 50+ shots	51 vs. Johns Hopkins (W, 20-9) 4/21/19
Scored 5+ man-up goals	5 at Rutgers (W, 18-6) 5/2/2019
Beat the #1 team in the USILA Coaches' Poll	March 26, 2016 vs. #1 Denver (W, 15-10)
Was ranked #1 in the USILA Coaches' Poll	May 5, 2019
Had a player score 7+ goals	TJ Malone (7) vs. Jacksonville (W, 24-11) 3/10/19
Had a player score 6+ goals	Mac O'Keefe, Jack Kelly (6) vs. UMBC (W, 25-10) 5/12/19
Had a player score 5+ goals	Mac O'Keefe (5) at Cleveland State (W, 15-11) 3/23/19
Had a player register 5+ assists	Grant Ament (5) vs. UMBC (W, 25-10) 5/12/19
Had a player register 4+ assists	Grant Ament (4) vs. Johns Hopkins (W, 18-17 OT) 5/4/2019
Had a player register 3+ assists	Dylan Foulds (3) vs. UMBC (W, 25-10) 5/12/19
Had a player total 10+ points	Grant Ament (10) vs. Jacksonville (W, 24-11) 3/10/19
Had a player total 9+ points	Grant Ament (9) vs. Cornell (W, 19-13) 3/8/19
Had a player total 8+ points	Grant Ament (8) vs. UMBC (W, 25-10) 5/12/19
Had a goalie register a goal	Drew Adams (1 vs. Bucknell, 4/15/2008)
Had a goalie register an assists	Mike Stoltz (1 vs. Rutgers, 4/24/2004)
Last time Penn State had 3-plus 50-plus point scorers:	2017 (3 - Ament: 60, Aponte: 57, O'Keefe: 56)
Last time Penn State had 5-plus 30-plus point scorers:	2019 (6 - Ament: 109, O'Keefe: 84, Foulds: 49, Spillane: 44, Kelly: 44, Malone: 36)
Last time Penn State had a 50-goal scorer:	2019 (Mac O'Keefe: 66)
Last time Penn State had 2-plus 40-goal scorers:	2013 (2 - Sanders: 44, Forester: 41)
Last time Penn State had 4-plus 20-goal scorers:	2019 (6 - O'Keefe: 66, Foulds: 39, Kelly: 36, Malone: 30, Spilane: 25, Ament: 26)
Last time Penn State had 6-plus 15-plus goal scorers:	2019 (6 - O'Keefe: 66, Foulds: 39, Kelly: 36, Malone: 30, Spilane: 25, Ament: 26)

2019 FAST FACTS

Fastest Penn State goal to start a game	:27 by Nick Spillane vs. Cornell (March 8)
Fastest Penn State goal to start the second half	:47 by Mac O'Keefe vs. Cornell (March 8)
Fastest time between Penn State goals	:07 by Grant Ament and Gerard Arceri vs. Johns Hopkins (April 21)
Fastest time between opponent goals	:23 by Dan Taddeo and Matt Schmidt of Robert Morris (Feb. 9)
Largest Penn State lead	21 goals (25-4) vs. Robert Morris (Feb. 9)
Largest opponent lead	5 goals (13-8) by Yale (Feb. 23)
Largest comeback in a win	3 goals (11-8) vs. Johns Hopkins (May 4)
Largest lead surrendered in a loss	N/A
Most Penn State goals scored in a quarter	12 (2nd Q) vs. Robert Morris (Feb. 9)
Fewest opponent goals allowed in a quarter	0 (1st and 2nd Q) by Stony Brook (Feb. 16)
Fewest Penn State goals scored in a quarter	0, 2x: Last, (2nd Q) at Rutgers (May 2)
Most opponent goals allowed in a quarter	6 (1st Q) by Johns Hopkins (May 4)
Most consecutive Penn State goals	15 vs. Stony Brook (Feb. 16)
Most consecutive opponent goals	6 by Maryland (March 31)
Longest Penn State scoring drought	27:57 (00:01 1Q - 02:04 3Q), at Yale (Feb. 23)
Longest opponent scoring drought	42:32 (15:00 1Q-2:28 3Q) Stony Brook (Feb. 16)
Most consecutive goals to start a game	15 vs. Stony Brook (Feb. 16)
Most consecutive goals surrendered to start a game	2 by Penn and Jacksonville (March 2 and March 10)

PENN STATE RECORD WHEN...

Home	7-0
Away	4-1
Neutral	4-0
Artificial Turf	15-1
Natural Grass	0-0
Daytime	10-1
Evening	5-0
Overtime	1-0
Weekday	2-0
Weekend	13-1
Against top-16-20 teams	3-0
Against top-11-15 teams	1-0
Against top-1-10 teams	3-1
Against unranked teams	7-0
Tied after one quarter	1-1
Leading after one quarter	12-0
Trailing after one quarter	2-0
Tied at halftime	1-0
Leading at halftime	13-0
Trailing at halftime	1-1
Tied after three quarters	1-0
Leading after three quarters	14-0
Trailing after three quarters	0-1
Scoring first	11-1
Opponent scores first	4-0
Scoring 10+ goals	15-1
Scores fewer than 10 goals	0-0
Allowing 10+ goals	9-1
Allowing fewer than 10 goals	6-0
More ground balls	13-0
Fewer ground balls	2-1
Ground balls equal	0-0
Winning more faceoffs	13-0
Opp. wins more faceoffs	2-1
Faceoffs equal	0-0
Scored one man-up goal	2-0
Allowed one man-up goal	6-0
Scored 2+ man-up goals	9-1
Allowed 2+ man-up goals	4-0
Had more penalty minutes	9-1
Had fewer penalty minutes	5-0
Penalty minutes were equal	1-0

2019 PENN STATE MEN'S LACROSSE

ALL-TIME SINGLE-GAME/SEASON RECORDS

INDIVIDUAL SINGLE-GAME RECORDS

GOALS

1.	10	Rich Russo	4/30/1983	Montclair State
2.	9	Bill Hess	6/24/1957	Penn
		Jim Trenz	5/9/1972	Bucknell
4.	8	Mac O'Keefe	2/25/2017	Villanova
		Bob Hamel	4/30/1954	Hobart
		John Behne	4/4/1959	Loyola
		Tom Hayes	4/28/1962	Rutgers
		Glenn Thiel	5/11/1966	Lehigh
		Jim Trenz	4/19/1972	Loyola
		Jim Trenz	4/29/1972	Rutgers
8.	7	Steve Schraeder	5/16/1961	Gettysburg
		Mac O'Keefe	2/4/2017	Robert Morris
		Mac O'Keefe	2/16/2019	Stony Brook
		TJ Malone	3/10/2019	Jacksonville

ASSISTS

1.	9	Gary Martin	5/2/1983	Bucknell
		Grant Ament	3/8/2019	Cornell
3.	8	John Meisel	5/6/1964	Lehigh
		Ken Edwards	4/6/1968	Franklin & Marshall
		Grant Ament	3/10/2019	Jacksonville
6.	7	Bill Hess	4/20/1957	Adelphi
		Ken Edwards	5/18/1968	Delaware
		Bob Schoefflin	4/16/1969	Franklin & Marshall
		Karl Hurtzig	5/12/1973	Lafayette
		Gary Martin	4/28/1982	Loyola
		Gary Martin	4/30/1983	Montclair State
		Grant Ament	2/2/2019	Villanova
		Grant Ament	2/23/2019	Yale
		Grant Ament	4/13/2019	Michigan
		Grant Ament	4/27/2019	Rutgers

POINTS

1.	14	Gary Martin	5/2/1983	Bucknell
2.	13	Bill Hess	4/20/1957	Adelphi
		Ken Edwards	5/18/1968	Delaware
		Jim Trenz	5/9/1972	Bucknell
5.	12	Bob Hamel	4/30/1954	Hobart
		Gary Martin	4/21/1982	Drexel
		Gary Martin	4/28/1982	Loyola
8.	11	Ken Edwards	5/18/1968	Delaware
		Bob Schoefflin	4/16/1969	Franklin & Marshall
		Jim Trenz	5/11/1971	Bucknell

SAVES

1.	40	Jim Houck	4/13/1957	Navy
2.	34	Joe Guterding	4/10/1982	Hofstra
3.	30	John Divine	4/20/1977	Delaware
4.	29	Dave Wilkinson	5/16/1959	Rutgers
		Rich Caravella	5/7/1976	Penn
		Tom Florence	3/30/1983	UMBC
7.	28	Phil Benneditti	4/14/1951	Navy
8.	27	J.J. Pearl	3/17/1990	Villanova
		E.G. Rall	5/4/1985	C.W. Post
		Joe Guterding	4/10/1982	Hofstra

INDIVIDUAL SINGLE-SEASON RECORDS

GOALS

1.	66*	Mac O'Keefe	2019
2.	51	Mac O'Keefe	2017
3.	49	Bill Hess	1957
4.	48	Erik Merkel	1995
		Will Driscoll	2002
6.	44	TJ Sanders	2013
7.	42	Jim Trenz	1972
		Gary Martin	1982
9.	41	Bill Hess	1956
		Ted Peddy	1990
		Jack Forster	2013
11.	40	Scot McKeon	1987

ASSISTS

1.	83*	Grant Ament	2019
2.	44	Gary Martin	1982
		Jeff Connor	1988
4.	42	John Meisel	1962
5.	40	Gary Martin	1981
		Gary Martin	1983
		Jeff Connor	1987
8.	38	John Hollerbach	1989
9.	36	Ken Edwards	1968
10.	35	Bob Schoefflin	1969
11.	34	Grant Ament	2016

POINTS

1.	109	Grant Ament*	26g, 83a	2019
2.	86	Gary Martin	42g, 44a	1982
3.	84	Mac O'Keefe*	66g, 18a	2019
4.	70	Tim Trenz	42g, 28a	1972
5.	69	Bill Hess	49g, 20a	1957
6.	62	Bill Hess	41g, 21a	1956
7.	61	Erik Merkel	48g, 13a	1995
8.	60	John Hollerbach	22g, 38a	1989
		Grant Ament	30g, 30a	2017
10.	59	Ken Edwards	23g, 36a	1968
11.	58	Jeff Connor	14g, 44a	1988
12.	57	Gary Martin	17g, 40a	1983
		Jack Forster	41g, 16a	2013
		Nick Aponte	24g, 33a	2017
15.	56	Greg Jackson	34g, 22a	1995
		Mac O'Keefe	51g, 5a	2017

Bold denotes current student-athlete. *- Indicates Active

2019 PENN STATE MEN'S LACROSSE

CAREER SCORING & ALL-TIME GOALKEEPER RECORDS

CAREER SCORING RECORDS

GOALS

1.	152	Mac O'Keefe	2017-pres.
2.	127	Will Driscoll	1999-2002
3.	119	TJ Sanders	2014-16
4.	104	Greg Jackson	1994-97
		Jack Forster	2008-13
6.	102	Ted Peddy	1988-91
7.	101	Nate Whitaker	2002-06
		Matthew Mackrides	2009-12
9.	97	Jim Laverty	1988-91
		Shane Sturgis	2011-14
11.	96	Gary Alex	1974-77
		Gary Martin	1981-84

ASSISTS

1.	156	Gary Martin	1981-84
2.	147	Grant Ament	2016-pres.
3.	102	Keith McGuire	1974-77
4.	87	Jeff Connor	1984, 87-88
5.	82	John Hollerbach	1986-89
6.	80	Karl Hurtzig	1973-76
7.	77	Greg Jackson	1994-97
8.	74	John Meisel	1962-64
9.	68	Nick Aponte	2014-17
10.	67	Chris Lehman	1990-93
11.	64	Luke Oglesby	2000-03
12.	61	Shane Sturgis	2011-14

POINTS

1.	252	Gary Martin	96g, 156a	1981-84
2.	222	Grant Ament	76g, 146a	2016-pres.
3.	181	Greg Jackson	104g, 77a	1994-97
4.	176	John Hollerbach	94g, 82a	1986-89
5.	178	Mac O'Keefe	146g, 32a	2017-pres.
6.	158	Shane Sturgis	97g, 61a	2011-14
7.	156	Will Driscoll	127g, 29a	1999-2002
8.	154	Keith McGuire	52g, 102a	1974-77
9.	153	TJ Sanders	119g, 34a	2014-16
10.	148	Jack Forster	104g, 44a	2008-13

MISCELLANEOUS CAREER RECORDS

GROUND BALLS

1.	440	Chris Marcus	1990-93
2.	413	Gerard Arceri	2017-Pres.
3.	347	Bill Schoonmaker	1982-86
4.	336	Chris Dent	1985-88
5.	305	Greg Gurenlian	2003-06
6.	292	Scott Bailor	1989-92
7.	368	Tim Conway	1986-89
8.	259	Bill Turri	1979-82
9.	258	Mike Busza	1992-95
10.	236	Rob Bateman	2001-03
11.	226	Danny Henneghan	2010-13

GOALKEEPER RECORDS

SEASON SAVES

1.	264	Jim Houck	1957
2.	237	Rich Caravella	1975
3.	235	Burt Houseworth	1958
4.	212	Drew Adams	2009
5.	210	Jim McGoune	1967
6.	205	J.J. Pearl	1992
7.	194	Vin Tedesco	1963
		Joe Guterding	1981
		Austin Kaut	2013
10.	193	Don Bell	1995
		Chip Robertson	1987

SEASON SAVE PERCENTAGE

		GA	Saves	Year	
1.	.752	Joe Guterding	64	194	1981
2.	.718	Rich Caravella	93	237	1975
3.	.674	Rich Caravella	73	151	1976
4.	.668	Joe Guterding	95	191	1982
5.	.652	Drew Adams	113	212	2009
6.	.637	J.J. Pearl	117	205	1992
7.	.635	J.J. Pearl	108	188	1990
8.	.635	Austin Kaut	110	191	2011
9.	.631	E.G. Rall	107	183	1985
10.	.630	Chris Garrity	52	90	2000

CAREER SAVES

1.	694	Drew Adams	2006-09
2.	686	Austin Kaut	2011-14
3.	571	Joe Guterding	1979-82
4.	564	Kevin Keenan	1996-99
5.	557	J.J. Pearl	1989-92
6.	530	Vin Tedesco	1962-64
7.	510	Rich Caravella	1972-73, 75-76
8.	475	Colby Kneese	2017-Pres
9.	444	Chris Garrity	2000-03
10.	425	E.G. Rall	1983-86
11.	363	Jim McGoune	1967-69

FACEOFF PERCENTAGE *

	W-Att.	Years		
1.	.652	Chris Marcus	395-606	1990-93
2.	.644	Gerard Arceri	655-1017	2017-Pres.
3.	.630	Dave O'Donnell	400-633	1993-96
4.	.580	Greg Gurenlian	508-875	2003-06
5.	.580	Bill Schoonmaker	352-601	1982-85
6.	.540	Kevin Haggerty	350-647	1998-2001
7.	.537	Danny Henneghan	510-949	2010-13
8.	.520	Scott Bailor	279-534	1989-92

* Minimum 500 attempts

FACEOFF WINS

	Years		
1.	655	Gerard Arceri	2017-Pres.
2.	510	Danny Henneghan	2010-13
3.	508	Greg Gurenlian	2003-06
4.	400	Dave O'Donnell	1993-96
5.	395	Chris Marcus	1990-93
6.	352	Bill Schoonmaker	1982-85
7.	350	Kevin Haggerty	1998-2001
8.	281	Drake Kreinz	2014-2017
9.	279	Scott Bailor	1989-92
10.	271	Tim Conway	1986-89

2019 PENN STATE MEN'S LACROSSE

NCAA TOURNAMENT RECORDS

ALL-TIME IN THE NCAA TOURNAMENT

Overall: 1-4 (.000) • Home 1-2 (.333) • Away 0-2 (.000)

2003

at Towson L 6-11
Nate Whitaker (2-0-2), Will Jones (2-0-2),
John Eremis (2-0-2)

2005

at Maryland L 10-14
Patrick Heim (3-1-4), Max Van Arsdale (2-0-2),
Nate Whitaker (1-1-2)

2013

YALE L 7-10
TJ Sanders (2-0-2), four players (1-0-1)

2017

TOWSON L 8-12
Grant Ament (3-1-4), Mac O'Keefe (3-0-3), Nick
Aponte (2-0-2)

2019

UMBC W 25-10
Grant Ament (3-5-8), Mac O'Keefe (6-1-7), Jack
Kelly (6-1-7), Dylan Foulds (3-4-7)

POINTS

Points in a game, individual

8	Grant Ament vs. UMBC	5/12/2019
7	Mac O'Keefe vs. UMBC	5/12/2019
	Jack Kelly vs. UMBC	5/12/2019
	Dylan Foulds vs. UMBC	5/12/2019

Points in a game, team

39	vs. UMBC	5/12/2019
----	----------	-----------

Points in a tournament, individual

8	Grant Ament (1 game)	2019
7	Mac O'Keefe (1 game)	2019
	Jack Kelly (1 game)	2019
	Dylan Foulds (1 game)	2019

Points in a tournament, team

39	1 game	2019
----	--------	------

GOALS

Goals in a game, individual

6	Mac O'Keefe vs. UMBC	5/12/2019
	Jack Kelly vs. UMBC	5/12/2019
4	Dylan Foulds vs. UMBC	5/12/2019

Goals in a game, team

25	vs. UMBC	2019
----	----------	------

Goals in a tournament, individual

6	Mac O'Keefe (1 game)	2019
	Jack Kelly (1 game)	2019
4	Dylan Foulds (1 game)	2019

Goals in a tournament, team

25	1 game	2109
----	--------	------

ASSISTS

Assists in a game, individual

5	Grant Ament vs. UMBC	5/12/2019
---	----------------------	-----------

Assists in a game, team

14	vs. UMBC	5/12/2019
----	----------	-----------

Assists in a tournament, individual

6	Grant Ament (1 game)	2019
---	----------------------	------

Assists in a tournament, team

14	1 game	2019
----	--------	------

SHOTS

Most shots in a game, individual

9	TJ Sanders vs. Yale	5/11/2013
	Mac O'Keefe vs. UMBC	5/12/2019

Most shots in a game, team

43	vs. UMBC	2019
----	----------	------

Most shots in a tournament, individual

9	TJ Sanders (1 game)	2013
	Mac O'Keefe (1 game)	5/12/2019

Most shots in a tournament, team

43	1 game	2019
----	--------	------

GROUND BALLS

Most ground balls in a game, individual

24	Gerard Arceri vs. UMBC	5/12/2019
----	------------------------	-----------

Most ground balls in a game, team

54	vs. UMBC	5/12/2019
----	----------	-----------

Most ground balls in tournament, individual

24	Gerard Arceri (1 game)	2019
----	------------------------	------

Most ground balls in tournament, team

54	1 game	2019
----	--------	------

CAUSED TURNOVERS

Most caused turnovers in a game, individual

3	Tyler Travis vs. Yale	5/11/2013
	Jack Donnelly vs. Yale	5/11/2013

Most caused turnovers in a game, team

12	vs. Yale	5/11/2013
----	----------	-----------

Most caused turnovers in a tournament, individual

3	Tyler Travis (1 game)	2013
	Jack Donnelly (1 game)	2013

Most caused turnovers in a tournament, team

12	1 game	2013
----	--------	------

SAVES

Most saves in a game, individual

16	Chris Garrity vs. Towson	5/10/2003
	Colby Kneese vs. Towson	5/13/2017

Most saves in a game, team

16	vs. Towson	5/10/2003
	vs. Towson	5/13/2017

Most saves in a tournament, individual

16	Chris Garrity (1 game)	2003
	Colby Kneese (1 game)	2017

Most saves in a tournament, team

16	1 game	2003, 2017
----	--------	------------

FACEOFF WINS

Most faceoff wins in a game, individual

25	Gerard Arceri vs. UMBC	5/12/2019
----	------------------------	-----------

Most faceoff wins in a game, team

34	vs. UMBC	5/12/2019
----	----------	-----------

Most faceoff wns in a tournament, individual

25	Gerard Arceri (1 game)	2019
----	------------------------	------

Most faceoff wins in a tournament, team

34	1 game	2019
----	--------	------

FACEOFF ATTEMPTS

Most faceoff attempts in a game, individual

27	Greg Gurenlian vs. Maryland	5/14/2005
	Gerard Arceri vs. UMBC	5/12/2019

Most faceoff attempts in a game, team

38	vs. UMBC	5/12/2019
----	----------	-----------

Most faceoff wns in a tournament, individual

27	Greg Gurenlian (1 game)	2005
	Gerard Arceri (1 game)	2019

Most faceoff wins in a tournament, team

34	1 game	2019
----	--------	------

GOALS ALLOWED

Most goals allowed in a game, individual

14	Chris Courteau vs. Maryland	5/14/2005
----	-----------------------------	-----------

Most goals allowed in a game, team

14	vs. Maryland	5/14/2005
----	--------------	-----------

Most goals allowed in a tournament, individual

14	Chris Courteau (1 game)	2005
----	-------------------------	------

Most goals allowed in a tournament, team

14	1 game	2005
----	--------	------

Fewest goals allowed in a game, individual

*minimum 60 minutes

10	Austin Kaut vs. Yale	5/11/2013
----	----------------------	-----------

Fewest goals allowed in a game, team

10	vs. Yale	5/11/2013
	vs. UMBC	5/12/2019

Fewest goals allowed in a tournament, individual

10	Austin Kaut (1 game)	2013
----	----------------------	------

Fewest goals allowed in a tournament, team

10	1 game	2013
	1 game	2019

EXTRA-MAN GOALS

Most extra-man goals in a game, individual

1	Five times	5/13/2017
	(last: Nick Aponte vs. Towson)	

Most extra-man goals in a game, team

2	vs. Yale	5/11/2013
---	----------	-----------

Most extra-man goals in a tournament, individual

1	Five players, 1 game	2003, 2005, 2013, 2017
---	----------------------	------------------------

Most extra-man goals in a tournament, team

2	1 game	2013
---	--------	------

EXTRA-MAN OPPORTUNITIES

Most EMO opportunities in a game, team

4	vs. Towson	5/10/2003
	vs. Maryland	5/14/2005

Most EMO opportunities in a tournament, team

4	1 game	2003
	1 game	2005

Best EMO percentage in a tournament, team

1-2	(.500)	2017
-----	--------	------

PLAYER BIOS

GRANT AMENT

#1

REDSHIRT JUNIOR | ATTACK | 5-9 | 165
DOYLESTOWN, PA | THE HAVERFORD SCHOOL

GAME-BY-GAME STATS

GAME	G	A	Pts	Sh	Up	GB	TO	CT
VILLANOVA	3	7	10	5	0	2	2	0
ROBERT MORRIS	1	6	7	4	0	0	0	0
Stony Brook	1	4	5	5	0	1	0	0
Yale	2	7	9	5	0	1	5	0
PENN	1	5	6	5	0	2	1	0
Cornell	0	9	9	1	0	1	4	0
Jacksonville	2	8	10	3	0	2	2	0
Cleveland State	DNP	-	-	-	-	-	-	-
Maryland	0	2	2	4	0	0	3	0
OHIO STATE	2	6	8	4	0	0	0	0
Michigan	1	7	8	1	0	0	4	0
JOHNS HOPKINS	4	3	7	7	1	1	3	0
RUTGERS	0	7	7	3	0	2	2	0
Rutgers	4	3	7	5	1	2	2	0
vs. Johns Hopkins	2	4	6	3	0	1	1	0
UMBC	3	5	8	4	0	2	2	1

SEASON HIGHS

Points 10 2x, last vs. Jacksonville (3/10/19)
Goals 4 2x last at Rutgers (5/2/19)
Assist 9 vs. Cornell (3/8/19)
Shots 7 2x, last at Rutgers (5/2/19)
Ground Balls 2 5x, last at Rutgers (5/2/19)
Caused Turnovers 1 vs. UMBC (5/12/19)

CAREER HIGHS

Points 10 2x, last vs. Jacksonville (3/10/19)
Goals 6 vs. Cornell (2/18/17)
Assist 9 vs. Cornell (3/8/19)
Shots 11 vs. Cornell (2/18/17)
Ground Balls 4 2x; last vs. Ohio State (4/2/17)
Caused Turnovers 2 vs. Michigan (4/30/17)

CAREER STATS

Year	GP-GS	G	A	Pts	Sh	Pct.	GB	TO	CT	Pen
2016	15-15	20	34	54	51	.392	21	17	2	0-0:00
2017	16-16	30	30	60	69	.435	24	21	7	1-1:00
2018	-	-	-	-	-	-	-	-	-	-
2019	15-15	26	83	109	61	.426	17	31	1	1-1:00
Total	45-45	79	147	223	181	.420	62	69	10	2-2:00

GERARD ARCERI

#40

JUNIOR | MIDFIELD | 6-0 | 188
ST. JAMES, N.Y. | SMITHTOWN EAST

GAME-BY-GAME STATS

GAME	G	A	Pts	Sh	Up	GB	TO	CT
VILLANOVA	1	0	1	3	0	9	1	0
ROBERT MORRIS	1	0	1	1	0	8	0	0
Stony Brook	0	0	0	0	0	9	1	0
Yale	0	0	0	0	0	1	1	1
PENN	0	0	0	0	0	8	2	0
Cornell	0	0	0	0	0	18	3	0
Jacksonville	0	1	1	1	0	9	0	0
Cleveland State	1	0	1	2	0	9	1	0
Maryland	0	0	0	1	0	10	0	0
OHIO STATE	0	0	0	0	0	4	0	0
Michigan	1	0	1	1	0	21	2	0
JOHNS HOPKINS	1	0	1	2	0	10	0	0
RUTGERS	0	0	0	2	0	13	2	0
Rutgers	0	0	0	0	0	7	1	0
vs. Johns Hopkins	0	0	0	1	0	5	0	0
UMBC	0	1	1	0	0	24	3	0

SEASON HIGHS

Points 1 6x, last vs. Johns Hopkins (4/21/19)
Goals 1 5x, last vs. Johns Hopkins (4/21/19)
Assist 1 vs. Cornell (3/8/19)
Shots 3 vs. Villanova (2/2/19)
Ground Balls 24 vs. UMBC (5/12/19)
Caused Turnovers 1 at Yale (2/23/19)
Faceoff Wins 25 2x, last vs. UMBC (5/12/19)

CAREER HIGHS

Points 3 vs. Stony Brook (2/17/18)
Goals 2 vs. Stony Brook (2/17/18)
Assist 1 2x, last vs. Cornell (3/8/19)
Shots 3 vs. Villanova (2/2/19)
Ground Balls 24 vs. UMBC (5/12/19)
Caused Turnovers 1 at Yale (2/23/19)
Faceoff Wins 25 2x, last vs. UMBC (5/12/19)

CAREER STATS

Year	GP-GS	G	A	Pts	Sh	Pct.	GB	TO	CT	Pen
2017	15-0	5	0	5	13	.385	103	11	1	0-0:00
2018	14-0	6	1	7	12	.500	145	12	0	0-0:00
2019	15-0	5	2	7	14	.357	165	17	1	1-0:30
Total	44-0	16	3	19	38	.410	413	40	2	1-0:30

MIKE ARONOW

#17

REDSHIRT SENIOR | DEFENSE | 5-11 | 180
HOLBROOK, N.Y. | SACHEM NORTH

GAME-BY-GAME STATS

GAME	G	A	Pts	Sh	Up	GB	TO	CT
VILLANOVA	DNP	-	-	-	-	-	-	-
ROBERT MORRIS	DNP	-	-	-	-	-	-	-
Stony Brook	DNP	-	-	-	-	-	-	-
Yale	DNP	-	-	-	-	-	-	-
PENN	DNP	-	-	-	-	-	-	-
Cornell	0	0	0	0	0	1	0	0
Jacksonville	0	0	0	0	0	2	0	1
Cleveland State	0	0	0	0	0	0	0	0
Maryland	0	0	0	0	0	0	1	0
OHIO STATE	0	0	0	0	0	0	0	0
Michigan	0	0	0	0	0	0	0	0
JOHNS HOPKINS	0	0	0	0	0	0	0	0
RUTGERS	0	0	0	0	0	0	0	2
Rutgers	0	0	0	0	0	1	0	1
vs. Johns Hopkins	0	0	0	0	0	3	0	1
UMBC	0	0	0	0	0	1	0	0

SEASON HIGHS

Points -
Goals -
Assist -
Shots -
Ground Balls 3 vs. Johns Hopkins (5/4/19)
Caused Turnovers 2 vs. Rutgers (4/27/19)

CAREER HIGHS

Points 1 3x; vs. Robert Morris (2/24/18)
Goals 1 at Maryland (4/4/15)
Assist 1 2x; last vs. Robert Morris (2/24/18)
Shots 1 3x; last at Michigan (4/28/18)
Ground Balls 5 vs. Michigan (4/28/18)
Caused Turnovers 3 2x; last vs. Michigan (4/28/18)

CAREER STATS

Year	GP-GS	G	A	Pts	Sh	Pct.	GB	TO	CT	Pen
2015	14-0	1	1	2	2	.500	18	3	9	3-2:30
2016	15-15	0	0	0	0	.000	24	3	13	4-2:30
2017	-	-	-	-	-	-	-	-	-	-
2018	14-14	0	1	1	1	.000	24	5	11	2-2:00
2019	11-0	-	-	-	-	-	8	1	5	-
Total	54-29	1	2	3	3	.500	74	12	39	9-7:00

TOMMY BAKER

#29

FRESHMAN | DEFENSE | 6-1 | 175
SYRACUSE, N.Y. | WEST GENESEE

GAME-BY-GAME STATS

GAME	G	A	Pts	Sh	Up	GB	TO	CT
VILLANOVA	DNP	-	-	-	-	-	-	-
ROBERT MORRIS	DNP	-	-	-	-	-	-	-
Stony Brook	DNP	-	-	-	-	-	-	-
Yale	DNP	-	-	-	-	-	-	-
PENN	DNP	-	-	-	-	-	-	-
Cornell	DNP	-	-	-	-	-	-	-
Jacksonville	DNP	-	-	-	-	-	-	-
Cleveland State	DNP	-	-	-	-	-	-	-
Maryland	DNP	-	-	-	-	-	-	-
OHIO STATE	DNP	-	-	-	-	-	-	-
Michigan	DNP	-	-	-	-	-	-	-
JOHNS HOPKINS	DNP	-	-	-	-	-	-	-
RUTGERS	DNP	-	-	-	-	-	-	-
Rutgers	DNP	-	-	-	-	-	-	-
vs. Johns Hopkins	DNP	-	-	-	-	-	-	-
UMBC	DNP	-	-	-	-	-	-	-

SEASON HIGHS

Points -
Goals -
Assist -
Shots -
Ground Balls -
Caused Turnovers -

CAREER HIGHS

Points -
Goals -
Assist -
Shots -
Ground Balls -
Caused Turnovers -

CAREER STATS

Year	GP-GS	G	A	Pts	Sh	Pct.	GB	TO	CT	Pen
2019	-	-	-	-	-	-	-	-	-	-
Total	-	-	-	-	-	-	-	-	-	-

CJ BATTAGLIA

#35

FRESHMAN | DEFENSE | 5-10 | 160
WEBSTER, N.Y. | WEST THOMAS

GAME-BY-GAME STATS

GAME	G	A	Pts	Sh	Up	GB	TO	CT
VILLANOVA	0	0	0	0	0	0	0	0
ROBERT MORRIS	0	0	0	0	0	0	0	0
Stony Brook	0	0	0	0	0	0	0	0
Yale	DNP	-	-	-	-	-	-	-
PENN	DNP	-	-	-	-	-	-	-
Cornell	DNP	-	-	-	-	-	-	-
Jacksonville	0	0	0	0	0	0	0	0
Cleveland State	DNP	-	-	-	-	-	-	-
Maryland	DNP	-	-	-	-	-	-	-
OHIO STATE	DNP	-	-	-	-	-	-	-
Michigan	0	0	0	0	0	0	0	0
JOHNS HOPKINS	0	0	0	0	0	0	0	0
RUTGERS	DNP	-	-	-	-	-	-	-
Rutgers	0	0	0	0	0	0	0	0
vs. Johns Hopkins	DNP	-	-	-	-	-	-	-
UMBC	DNP	-	-	-	-	-	-	-

SEASON HIGHS

Points -
Goals -
Assist -
Shots -
Ground Balls -
Caused Turnovers -

CAREER HIGHS

Points -
Goals -
Assist -
Shots -
Ground Balls -
Caused Turnovers -

CAREER STATS

Year	GP-GS	G	A	Pts	Sh	Pct.	GB	TO	CT	Pen
2019	7-0	0	0	0	0	0	0	0	0	0
Total	7-0	0	0	0	0	0	0	0	0	0

ROBBY BLACK

#15

SENIOR | MIDFIELD | 6-4 | 190
LUTHERVILLE, MD. | MCDONOUGH SCHOOL

GAME-BY-GAME STATS

GAME	G	A	Pts	Sh	Up	GB	TO	CT
VILLANOVA	0	0	0	1	0	2	0	0
ROBERT MORRIS	0	0	0	0	0	0	1	0
Stony Brook	0	0	0	0	0	0	0	0
Yale	0	0	0	0	0	0	0	0
PENN	0	0	0	0	0	0	0	1
Cornell	0	0	0	0	0	0	2	0
Jacksonville	0	0	0	0	0	0	0	0
Cleveland State	0	0	0	0	0	1	1	0
Maryland	0	0	0	0	0	0	0	0
OHIO STATE	0	0	0	0	0	0	0	0
Michigan	0	0	0	0	0	0	0	1
JOHNS HOPKINS	0	0	0	0	0	1	0	1
RUTGERS	0	0	0	0	0	0	0	0
Rutgers	1	0	0	1	0	2	1	1
vs. Johns Hopkins	0	0	0	0	0	0	0	0
UMBC	0	0	0	0	0	0	0	0

SEASON HIGHS

Points 1 vs. Rutgers (5/2/19)
Goals 1
Assist -
Shots 1 2x, vs. Rutgers (5/2/19)
Ground Balls 2 2x; last vs. Rutgers (5/2/19)
Caused Turnovers 1 4x; last vs. Rutgers (5/2/19)

CAREER HIGHS

Points 2 2x; last vs. Michigan (4/28/18)
Goals 1 7x; last vs. Rutgers (5/2/19)
Assist 2 vs. Michigan (4/28/18)
Shots 5 vs. Cleveland State (3/24/18)
Ground Balls 3 at Furman (3/8/16)
Caused Turnovers 2 vs. Robert Morris (2/24/18)

CAREER STATS

Year	GP-GS	G	A	Pts	Sh	Pct.	GB	TO	CT	Pen
2016										

PLAYER BIOS

NATE BULLER

#49

FRESHMAN | ATTACK | 6-0 | 190
HERNDON, VA. | LONDON

GAME-BY-GAME STATS

GAME	G	A	Pts	Sh	Up	GB	TO	CT
VILLANOVA	0	0	0	1	0	0	0	0
ROBERT MORRIS	1	0	1	2	1	0	0	0
Stony Brook	0	1	1	1	0	0	0	0
Yale	0	0	0	0	0	0	0	0
PENN	0	0	0	2	0	0	0	0
Cornell	DNP	-	-	-	-	-	-	-
Jacksonville	DNP	-	-	-	-	-	-	-
Cleveland State	DNP	-	-	-	-	-	-	-
Maryland	DNP	-	-	-	-	-	-	-
OHIO STATE	0	0	0	0	0	0	0	0
Michigan	0	0	0	1	0	0	0	0
JOHNS HOPKINS	DNP	-	-	-	-	-	-	-
RUTGERS	DNP	-	-	-	-	-	-	-
Rutgers	0	0	0	0	0	0	0	0
vs. Johns Hopkins	DNP	-	-	-	-	-	-	-
UMBC	0	0	0	0	0	1	1	0

SEASON HIGHS

Points 1 2x, last at Stony Brook (2/16/19)
Goals 1 vs. Robert Morris (2/9/19)
Assist 1 at Stony Brook (2/16/19)
Shots 2 vs. Penn (3/2/19)
Ground Balls 1 vs. UMBC (5/12/19)
Caused Turnovers -

CAREER HIGHS

Points 1 2x, last at Stony Brook (2/16/19)
Goals 1 vs. Robert Morris (2/9/19)
Assist 1 at Stony Brook (2/16/19)
Shots 2 vs. Penn (3/2/19)
Ground Balls 1 vs. UMBC (5/12/19)
Caused Turnovers -

CAREER STATS

Year	GP-GS	G	A	Pts	Sh	Pct.	GB	TO	CT	Pen
2019	9-0	1	1	2	7	.143	1	0	0	0-0:00
Total	9-0	1	1	2	7	.143	1	0	0	0-0:00

BOBBY BURNS

#4

SOPHOMORE | MIDFIELD | 6-1 | 175
SMITHTOWN, N.Y. | SMITHTOWN EAST

GAME-BY-GAME STATS

GAME	G	A	Pts	Sh	Up	GB	TO	CT
VILLANOVA	0	0	0	1	0	0	0	0
ROBERT MORRIS	1	0	1	2	0	2	0	0
Stony Brook	0	0	0	0	0	0	1	0
Yale	0	0	0	1	0	1	0	0
PENN	0	0	0	1	0	2	1	0
Cornell	0	0	0	0	0	1	0	0
Jacksonville	0	0	0	0	0	2	1	0
Cleveland State	0	0	0	3	0	5	2	1
Maryland	0	0	0	0	0	0	0	0
OHIO STATE	0	0	0	0	0	1	1	0
Michigan	0	0	0	0	0	2	3	1
JOHNS HOPKINS	0	0	0	1	0	1	0	0
RUTGERS	0	0	0	0	0	3	0	1
Rutgers	0	0	0	0	0	2	0	0
vs. Johns Hopkins	0	0	0	0	0	1	0	1
UMBC	0	0	0	0	0	2	0	0

SEASON HIGHS

Points 1 vs. Robert Morris (2/9/19)
Goals 1 vs. Robert Morris (2/9/19)
Assist -
Shots 3 at Cleveland State (3/23/19)
Ground Balls 5 at Cleveland State (3/23/19)
Caused Turnovers 1 3x; last vs. Rutgers (4/27/19)

CAREER HIGHS

Points 2 vs. Stony Brook (2/17/18)
Goals 1 2x; last vs. Robert Morris (2/9/19)
Assist 1 3x; last vs. Johns Hopkins (4/14/18)
Shots 3 at Cleveland State (3/23/19)
Ground Balls 5 at Cleveland State (3/23/19)
Caused Turnovers 1 4x; last vs. Rutgers (4/27/19)

CAREER STATS

Year	GP-GS	G	A	Pts	Sh	Pct.	GB	TO	CT	Pen
2018	14-0	1	3	4	6	.500	10	2	1	1-0:50
2019	16-1	1	0	1	9	.111	25	9	4	2-2:00
Total	20-1	2	3	5	15	.133	35	11	5	3-2:50

NICK CARDILE

#43

JUNIOR | DEFENSE | 6-1 | 180
WEST GROVE, PA. | AVON GROVE

GAME-BY-GAME STATS

GAME	G	A	Pts	Sh	Up	GB	TO	CT
VILLANOVA	0	0	0	0	0	2	0	2
ROBERT MORRIS	0	0	0	0	0	2	1	0
Stony Brook	0	0	0	0	0	0	0	0
Yale	0	0	0	2	0	3	1	1
PENN	0	0	0	0	0	0	1	1
Cornell	0	0	0	0	0	3	1	2
Jacksonville	0	0	0	0	0	0	0	0
Cleveland State	1	0	1	1	0	2	1	0
Maryland	0	0	0	0	0	4	0	0
OHIO STATE	0	0	0	0	0	3	1	3
Michigan	0	0	0	0	0	1	1	0
JOHNS HOPKINS	0	0	0	0	0	2	0	1
RUTGERS	0	0	0	0	0	4	0	1
Rutgers	0	1	1	0	0	4	0	2
vs. Johns Hopkins	0	0	0	0	0	2	0	3
UMBC	0	0	0	0	0	0	0	1

SEASON HIGHS

Points 1 2x; last at Rutgers (5/2/19)
Goals 1 at Cleveland State (3/23/19)
Assist 1 at Rutgers (5/2/19)
Shots 2 at Yale (2/23/19)
Ground Balls 4 3x; last at Rutgers (5/2/19)
Caused Turnovers 3 2x; last, vs. Johns Hopkins (5/4/19)

CAREER HIGHS

Points 1 3x; last at Rutgers (5/2/19)
Goals 1 2x; last at Cleveland St. (3/23/19)
Assist 1 at Rutgers (5/2/19)
Shots 2 at Yale (2/23/19)
Ground Balls 4 4x; last at Rutgers (5/2/19)
Caused Turnovers 3 2x; last, vs. Johns Hopkins (5/4/19)

CAREER STATS

Year	GP-GS	G	A	Pts	Sh	Pct.	GB	TO	CT	Pen
2017	16-6	0	0	0	0	.000	12	5	7	0-0:00
2018	13-8	1	0	1	2	.500	18	1	6	1-1:00
2019	16-16	1	1	2	3	.333	32	7	17	8-5:30
Total	45-30	2	1	3	5	.400	62	13	30	9-6:30

TJ CONNELLAN

#2

JUNIOR | DEFENSE | 6-1 | 1650
CAZENOVIA N.Y. | CAZENOVIA

GAME-BY-GAME STATS

GAME	G	A	Pts	Sh	Up	GB	TO	CT
VILLANOVA	0	0	0	0	0	0	0	2
ROBERT MORRIS	0	0	0	0	0	1	0	0
Stony Brook	0	0	0	0	0	2	0	2
Yale	0	0	0	0	0	0	0	1
PENN	DNP	-	-	-	-	-	-	-
Cornell	DNP	-	-	-	-	-	-	-
Jacksonville	0	0	0	0	0	0	0	1
Cleveland State	0	0	0	0	0	0	0	0
Maryland	0	0	0	0	0	0	0	0
OHIO STATE	0	0	0	0	0	0	0	0
Michigan	0	0	0	0	0	1	0	0
JOHNS HOPKINS	0	0	0	1	0	0	0	0
RUTGERS	0	0	0	0	0	0	0	0
Rutgers	0	0	0	0	0	0	0	0
vs. Johns Hopkins	0	0	0	0	0	0	0	0
UMBC	0	0	0	0	0	1	0	1

SEASON HIGHS

Points -
Goals -
Assist -
Shots 1 vs. Johns Hopkins (4/21/19)
Ground Balls 2 at Stony Brook (2/16/19)
Caused Turnovers 2 2x; last at Stony Brook (2/16/19)

CAREER HIGHS

Points -
Goals -
Assist -
Shots 1 vs. Johns Hopkins (4/21/19)
Ground Balls 4 vs. Furman (3/7/18)
Caused Turnovers 2 2x; last at Stony Brook (2/16/19)

CAREER STATS

Year	GP-GS	G	A	Pts	Sh	Pct.	GB	TO	CT	Pen
2017	14-10	0	0	0	0	.000	10	4	2	0-0:00
2018	11-0	0	0	0	0	.000	2	0	2	0-0:00
2019	16-0	0	0	0	1	.000	5	0	7	1-1:00
Total	40-10	0	0	0	1	.000	17	4	11	1-1:00

JORDAN DONAGHY

#48

FRESHMAN | MIDFIELD | 5-8 | 170
WESTCHESTER, PA. | MALVERN PREP

GAME-BY-GAME STATS

GAME	G	A	Pts	Sh	Up	GB	TO	CT
VILLANOVA	0	0	0	0	0	0	0	0
ROBERT MORRIS	0	0	0	0	0	1	0	0
Stony Brook	0	0	0	0	0	0	0	0
Yale	DNP	-	-	-	-	-	-	-
PENN	DNP	-	-	-	-	-	-	-
Cornell	0	0	0	0	0	0	0	0
Jacksonville	0	0	0	0	0	1	0	0
Cleveland State	DNP	-	-	-	-	-	-	-
Maryland	DNP	-	-	-	-	-	-	-
OHIO STATE	DNP	-	-	-	-	-	-	-
Michigan	DNP	-	-	-	-	-	-	-
JOHNS HOPKINS	DNP	-	-	-	-	-	-	-
RUTGERS	DNP	-	-	-	-	-	-	-
Rutgers	0	0	0	0	0	0	0	0
vs. Johns Hopkins	DNP	-	-	-	-	-	-	-
UMBC	DNP	-	-	-	-	-	-	-

SEASON HIGHS

Points -
Goals -
Assist -
Shots -
Ground Balls 1 2x; last vs. Cornell (3/8/19)
Caused Turnovers -

CAREER HIGHS

Points -
Goals -
Assist -
Shots -
Ground Balls 1 2x; last vs. Cornell (3/8/19)
Caused Turnovers -

CAREER STATS

Year	GP-GS	G	A	Pts	Sh	Pct.	GB	TO	CT	Pen
2019	6-0	0	0	0	0	.000	2	0	0	0-0:00
Total	6-0	0	0	0	0	.000	2	0	0	0-0:00

MATT DONNELLY

#11

SENIOR | MIDFIELD | 5-7 | 165
SEWELL, N.J. | CELARVIEW REGIONAL

GAME-BY-GAME STATS

GAME	G	A	Pts	Sh	Up	GB	TO	CT
VILLANOVA	0	0	0	1	0	0	0	0
ROBERT MORRIS	0	1	1	1	0	1	0	0
Stony Brook	0	0	0	0	0	0	0	0
Yale	0	0	0	0	0	0	0	0
PENN	DNP	-	-	-	-	-	-	-
Cornell	DNP	-	-	-	-	-	-	-
Jacksonville	0	0	0	0	0	0	0	0
Cleveland State	1	0	1	2	0	1	0	0
Maryland	DNP	-	-	-	-	-	-	-
OHIO STATE	DNP	-	-	-	-	-	-	-
Michigan	0	0	0	0	0	0	1	0
JOHNS HOPKINS	0	0	0	1	0	0	0	0
RUTGERS	0	0	0	0	0	0	0	0
Rutgers	1	0	1	2	0	0	0	0
vs. Johns Hopkins	0	1	1	0	0	1	0	0
UMBC	0	0	0	2	0	1	1	0

SEASON HIGHS

Points 1 4x; last vs. Johns Hopkins (5/4/19)
Goals 1 2x; at Rutgers (5/2/19)
Assist 1 2x; last vs. Johns Hopkins (5/4/19)
Shots 2 2x; at Rutgers (5/2/19)
Ground Balls 1 3x; last vs. UMBC (5/12/19)
Caused Turnovers -

CAREER HIGHS

Points 3 vs. Robert Morris (2/24/18)
Goals 2 3x; last vs. Furman (3/6/18)
Assist 1 7x; last vs. Johns Hopkins (5/4/19)
Shots 5 2x; last vs. Furman (3/6/18)
Ground Balls 3 2x; last vs. Hobart (2/10/18)
Caused Turnovers 1 2x; last vs. Ohio State (3/31/18)

CAREER STATS

Year	GP-GS	G	A	Pts
------	-------	---	---	-----

PLAYER BIOS

SEAMUS GLYNN

#12

FRESHMAN | ATTACK/MIDFIELD | 6-0 | 185
VILLANOVA, PA. | MALVERN PREP

GAME-BY-GAME STATS

GAME	G	A	Pts	Sh	Up	GB	TO	CT
VILLANOVA	0	0	0	0	0	0	0	0
ROBERT MORRIS	0	3	3	2	0	1	0	0
Stony Brook	0	0	0	0	0	0	0	0
Yale	DNP	-	-	-	-	-	-	-
PENN	DNP	-	-	-	-	-	-	-
Cornell	DNP	-	-	-	-	-	-	-
Jacksonville	0	0	0	1	0	0	2	0
Cleveland State	DNP	-	-	-	-	-	-	-
Maryland	DNP	-	-	-	-	-	-	-
OHIO STATE	DNP	-	-	-	-	-	-	-
Michigan	1	0	1	1	0	0	0	0
JOHNS HOPKINS	1	0	1	1	0	0	1	0
RUTGERS	DNP	-	-	-	-	-	-	-
Rutgers	0	0	0	0	0	0	0	0
vs. Johns Hopkins	DNP	-	-	-	-	-	-	-
UMBC	DNP	-	-	-	-	-	-	-

SEASON HIGHS

Points3vs. Robert Morris (2/9/19)
Goals12x; last vs. Johns Hopkins (4/21/19)
Assist3vs. Robert Morris (2/9/19)
Shots3vs. Robert Morris (2/9/19)
Ground Balls1vs. Robert Morris (2/9/19)
Caused Turnovers-

CAREER HIGHS

Points3vs. Robert Morris (2/9/19)
Goals12x; last vs. Johns Hopkins (4/21/19)
Assist3vs. Robert Morris (2/9/19)
Shots3vs. Robert Morris (2/9/19)
Ground Balls1vs. Robert Morris (2/9/19)
Caused Turnovers-

CAREER STATS

Year	GP-GS	G	A	Pts	Sh	Pct.	GB	TO	CT	Pen
2019	7-0	2	3	5	5	.400	1	3	0	0-0:00
Total	7-0	2	3	5	5	.400	1	3	0	0-0:00

KEVIN HILL

#5

SENIOR | MIDFIELD | 5-10 | 175
WEBSTER, N.Y. | WEBSTER THOMAS

GAME-BY-GAME STATS

GAME	G	A	Pts	Sh	Up	GB	TO	CT
VILLANOVA	1	0	1	5	1	0	0	0
ROBERT MORRIS	DNP	-	-	-	-	-	-	-
Stony Brook	DNP	-	-	-	-	-	-	-
Yale	DNP	-	-	-	-	-	-	-
PENN	DNP	-	-	-	-	-	-	-
Cornell	DNP	-	-	-	-	-	-	-
Jacksonville	DNP	-	-	-	-	-	-	-
Cleveland State	DNP	-	-	-	-	-	-	-
Maryland	DNP	-	-	-	-	-	-	-
OHIO STATE	DNP	-	-	-	-	-	-	-
Michigan	DNP	-	-	-	-	-	-	-
JOHNS HOPKINS	DNP	-	-	-	-	-	-	-
RUTGERS	DNP	-	-	-	-	-	-	-
Rutgers	DNP	-	-	-	-	-	-	-
vs. Johns Hopkins	DNP	-	-	-	-	-	-	-
UMBC	DNP	-	-	-	-	-	-	-

SEASON HIGHS

Points1vs. Villanova (2/2/19)
Goals1vs. Villanova (2/2/19)
Assist-
Shots5vs. Villanova (2/2/19)
Ground Balls-
Caused Turnovers-

CAREER HIGHS

Points5vs. Hobart (2/10/18)
Goals4vs. Stony Brook (2/17/18)
Assist3vs. Hobart (2/10/18)
Shots8vs. Furman (3/6/18)
Ground Balls5vs. Stony Brook (2/17/18)
Caused Turnovers12x; last at Johns Hopkins (4/15/17)

CAREER STATS

Year	GP-GS	G	A	Pts	Sh	Pct.	GB	TO	CT	Pen
2016	15-0	14	5	19	32	.438	9	5	0	0-0:00
2017	16-11	18	6	24	54	.333	10	7	1	0-0:00
2018	14-5	25	7	32	65	.384	7	10	0	0-0:00
2019	1-1	1	0	1	5	.200	0	0	0	0-0:00
Total	46-17	58	18	76	156	.377	26	22	1	0-0:00

BRETT HOBBS

#50

FRESHMAN | MIDFIELD | 6-3 | 225
WILLINGTON, DEL. | SALESIANUM

GAME-BY-GAME STATS

GAME	G	A	Pts	Sh	Up	GB	TO	CT
VILLANOVA	DNP	-	-	-	-	-	-	-
ROBERT MORRIS	DNP	-	-	-	-	-	-	-
Stony Brook	0	1	1	1	0	1	0	0
Yale	DNP	-	-	-	-	-	-	-
PENN	DNP	-	-	-	-	-	-	-
Cornell	0	0	0	2	0	0	0	0
Jacksonville	1	1	2	2	0	0	1	0
Cleveland State	0	0	0	0	0	1	1	0
Maryland	0	0	0	0	0	0	0	0
OHIO STATE	DNP	-	-	-	-	-	-	-
Michigan	0	0	0	0	0	0	0	0
JOHNS HOPKINS	0	0	0	0	0	0	0	0
RUTGERS	DNP	-	-	-	-	-	-	-
Rutgers	1	0	1	1	0	0	1	0
vs. Johns Hopkins	DNP	-	-	-	-	-	-	-
UMBC	0	0	0	1	0	0	1	0

SEASON HIGHS

Points2vs. Jacksonville (3/10/19)
Goals12x last at Rutgers (5/2/19)
Assist12x, last vs Jacksonville (3/10/19)
Shots2vs Jacksonville (3/10/19)
Ground Balls1at Cleveland State (3/23/19)
Caused Turnovers-

CAREER HIGHS

Points2vs. Jacksonville (3/10/19)
Goals12x last at Rutgers (5/2/19)
Assist12x, last vs Jacksonville (3/10/19)
Shots2vs Jacksonville (3/10/19)
Ground Balls1at Cleveland State (3/23/19)
Caused Turnovers-

CAREER STATS

Year	GP-GS	G	A	Pts	Sh	Pct.	GB	TO	CT	Pen
2019	9-0	2	2	4	7	.286	2	4	0	0-0:00
Total	9-0	2	2	4	7	.286	2	4	0	0-0:00

JACK KELLY

#25

SOPHOMORE | MIDFIELD | 6-1 | 180
SCARBROUGH, ONTARIO, CANADA. | BIRCHMOUNT PARK

GAME-BY-GAME STATS

GAME	G	A	Pts	Sh	Up	GB	TO	CT
VILLANOVA	0	1	1	1	0	0	0	0
ROBERT MORRIS	3	0	3	4	0	0	1	0
Stony Brook	3	0	3	9	0	0	0	0
Yale	2	0	2	2	0	0	0	0
PENN	3	0	3	5	0	2	2	0
Cornell	1	0	1	3	1	0	0	0
Jacksonville	4	0	4	7	0	0	1	0
Cleveland State	DNP	-	-	-	-	-	-	-
Maryland	3	1	4	8	0	3	2	0
OHIO STATE	DNP	-	-	-	-	-	-	-
Michigan	DNP	-	-	-	-	-	-	-
JOHNS HOPKINS	4	1	5	7	0	1	0	0
RUTGERS	3	1	4	6	0	2	1	0
Rutgers	2	1	3	8	1	2	0	0
vs. Johns Hopkins	2	2	4	4	1	1	3	0
UMBC	6	1	7	8	0	0	1	0

SEASON HIGHS

Points7vs. UMBC (5/12/19)
Goals6vs. UMBC (5/12/19)
Assist2vs. Johns Hopkins (5/4/19)
Shots9at Stony Brook (2/16/19)
Ground Balls3at Maryland (3/31/19)
Caused Turnovers-

CAREER HIGHS

Points7vs. UMBC (5/12/19)
Goals6vs. UMBC (5/12/19)
Assist2vs. Johns Hopkins (5/4/19)
Shots9at Stony Brook (2/16/19)
Ground Balls3at Maryland (3/21/19)
Caused Turnovers1vs. Villanova (2/3/18)

CAREER STATS

Year	GP-GS	G	A	Pts	Sh	Pct.	GB	TO	CT	Pen
2018	6-0	4	0	4	13	.308	2	2	1	1-0:50
2019	13-13	36	8	44	72	.500	11	11	0	0-0:00
Total	19-13	40	8	49	85	.471	13	13	1	1-0:50

COLBY KNEESE

#34

JUNIOR | GOALIE | 5-10 | 173
DALLAS, TEXAS | HIGHLAND PARK

GAME-BY-GAME STATS

GAME	GA	SF	SV	GB	TO	CT
VILLANOVA	4	44	19	1	0	0
ROBERT MORRIS	4	29	11	1	0	0
Stony Brook	1	20	8	2	0	0
Yale	14	39	10	4	1	0
PENN	4	46	11	3	1	0
Cornell	13	31	8	2	0	0
Jacksonville	9	25	5	2	1	0
Cleveland State	11	46	10	2	1	0
Maryland	10	35	7	2	1	0
OHIO STATE	8	37	14	1	0	0
Michigan	7	29	12	0	1	0
JOHNS HOPKINS	8	42	9	1	1	0
RUTGERS	13	46	11	1	0	0
Rutgers	5	42	11	1	1	0
vs. Johns Hopkins	17	47	13	4	0	0
UMBC	8	19	5	0	0	0

SEASON HIGHS

Fewest GA1at Stony Brook (2/16/19)
GAA1.24at Stony Brook (2/16/19)
Saves19at Villanova (2/2/19)
Save Percentage889at Stony Brook (2/16/19)
Ground Balls42x, last vs. Johns Hopkins (5/4/19)
Caused Turnovers-

CAREER HIGHS

Fewest GA1at Stony Brook (2/16/19)
GAA1.24at Stony Brook (2/16/19)
Saves19at Villanova (2/2/19)
Save Percentage889at Stony Brook (2/16/19)

CAREER STATS

Year	GP-GS	MIN	GA	GAA	SV	SV%	W-L	SF
2017	16-15	906:22	159	10.53	167	.512	12-4	554
2018	14-14	801:46	119	8.91	145	.549	8-5	445
2019	16-16	872:30	146	10.04	164	.529	15-1	567
Total	46-45	2580:38	424	9.86	476	.529	35-10	1566

DEAN LAMELA

#32

SENIOR | DEFENSE | 6-2 | 205
BRICK, N.J. | THE LAWRENCEVILLE SCHOOL

GAME-BY-GAME STATS

GAME	G	A	Pts	Sh	Up	GB	TO	CT
VILLANOVA	0	0	0	0	0	0	0	0
ROBERT MORRIS	0	0	0	0	0	1	0	1
Stony Brook	0	0	0	0	0	0	0	1
Yale	DNP	-	-	-	-	-	-	-
PENN	DNP	-	-	-	-	-	-	-
Cornell	DNP	-	-	-	-	-	-	-
Jacksonville	0	0	0	0	0	0	1	0
Cleveland State	DNP	-	-	-	-	-	-	-
Maryland	DNP	-	-	-	-	-	-	-
OHIO STATE	DNP	-	-	-	-	-	-	-
Michigan	0	0	0	0	0	0	0	0
JOHNS HOPKINS	DNP	-	-	-	-	-	-	-
RUTGERS	DNP	-	-	-	-	-	-	-
Rutgers	0	0	0	0	0	0	0	0
vs. Johns Hopkins	DNP	-	-	-	-	-	-	-
UMBC	0	0	0	0	0	0	0	0

SEASON HIGHS

Points-
Goals-
Assist-
Shots-
Ground Balls1vs. Robert Morris (2/9/19)
Caused Turnovers12x, last at Stony Brook (2/16/19)

CAREER HIGHS

PointsN/A
GoalsN/A
AssistN/A
ShotsN/A
Ground Balls12x; last vs. Robert Morris (2/9/19)
Caused Turnovers13x, last at Stony Brook (2/16/19)

CAREER STATS

Year	GP-GS	G	A	Pts	Sh	Pct.	GB	TO	CT	Pen
2016	2-0	0	0	0	0	.000	1	0	1	0-0:00
2017	-	-	-	-	-	-	-	-	-	-
2018	2-0	0	0	0	0	.000	0	0	0	0-0:00
2019	7-0	0	0	0	0	.000	1	1	2	2-2:00
Total	11-0	0	0	0	0	.000	2	0	3	2-2:00

PLAYER BIOS

JOE WHITE #42

FRESHMAN | ATTACK | 6-0 | 180
RICHMOND, VA. | COLLEGIATE SCHOOL

GAME-BY-GAME STATS

GAME	G	A	Pts	Sh	Up	GB	TO	CT
VILLANOVA	0	1	1	0	0	0	0	0
ROBERT MORRIS	0	0	0	1	0	0	2	0
Stony Brook	0	0	0	0	0	1	2	0
Yale	DNP	-	-	-	-	-	-	-
PENN	DNP	-	-	-	-	-	-	-
Cornell	DNP	-	-	-	-	-	-	-
Jacksonville	0	1	1	2	0	1	0	0
Cleveland State	1	0	1	1	0	1	0	0
Maryland	DNP	-	-	-	-	-	-	-
OHIO STATE	DNP	-	-	-	-	-	-	-
Michigan	1	0	1	1	0	0	0	0
JOHNS HOPKINS	0	0	0	0	0	0	0	0
RUTGERS	DNP	-	-	-	-	-	-	-
Rutgers	0	0	0	0	0	0	0	0
vs. Johns Hopkins	DNP	-	-	-	-	-	-	-
UMBC	0	0	0	1	0	1	0	0

SEASON HIGHS

Points 1 4x; last at Michigan (4/13/19)
Goals 1 2x; last at Michigan (4/13/19)
Assist 1 2x, last vs. Jacksonville (3/10/19)
Shots 2 vs. Jacksonville (3/10/19)
Ground Balls 1 4x, last vs. UMBC (5/12/19)
Caused Turnovers -

CAREER HIGHS

Points 1 4x; last at Michigan (4/13/19)
Goals 1 2x; last at Michigan (4/13/19)
Assist 1 2x, last vs. Jacksonville (3/10/19)
Shots 2 vs. Jacksonville (3/10/19)
Ground Balls 1 4x, last vs. UMBC (5/12/19)
Caused Turnovers -

CAREER STATS

Year	GP-GS	G	A	Pts	Sh	Pct.	GB	TO	CT	Pen
2019	9-0	2	2	4	6	.333	4	4	0	0-0:00
Total	9-0	2	2	4	6	.333	4	4	0	0-0:00

COLE WILLARD #28

SOPHOMORE | ATTACK/MIDFIELD | 5-11 | 165
CAZENOVIA, NY. | CAZENOVIA HS

GAME-BY-GAME STATS

GAME	G	A	Pts	Sh	Up	GB	TO	CT
VILLANOVA	1	0	1	1	0	0	0	0
ROBERT MORRIS	0	0	0	0	0	2	1	0
Stony Brook	0	0	0	1	0	1	0	1
Yale	0	0	0	0	0	1	0	0
PENN	1	0	1	2	0	1	2	0
Cornell	0	0	0	0	0	1	1	0
Jacksonville	DNP	-	-	-	-	-	-	-
Cleveland State	DNP	-	-	-	-	-	-	-
Maryland	1	0	1	1	0	1	1	0
OHIO STATE	3	0	3	3	0	0	0	0
Michigan	1	0	1	2	0	1	0	0
JOHNS HOPKINS	0	1	1	3	0	0	1	0
RUTGERS	2	0	2	4	0	1	0	0
Rutgers	0	0	0	2	0	2	0	0
vs. Johns Hopkins	1	0	1	1	0	1	0	0
UMBC	1	0	1	2	0	0	0	0

SEASON HIGHS

Points 3 vs. Ohio State (4/7/19)
Goals 3 vs. Ohio State (4/7/19)
Assist -
Shots 4 vs. Rutgers (4/27/19)
Ground Balls 2 vs. Robert Morris (2/9/19)
Caused Turnovers 1 at Stony Brook (2/16/19)

CAREER HIGHS

Points 3 2x, last vs. Ohio State (4/7/19)
Goals 3 vs. Ohio State (4/7/19)
Assist 1 at Fairfield (3/17/18)
Shots 4 vs. Rutgers (4/27/19)
Ground Balls 2 3x, last vs. Robert Morris (2/9/19)
Caused Turnovers 1 at Stony Brook (2/16/19)

CAREER STATS

Year	GP-GS	G	A	Pts	Sh	Pct.	GB	TO	CT	Pen
2018	9-0	5	1	6	10	.500	5	5	0	0-0:00
2019	14-0	11	1	12	22	.500	12	6	1	0-0:00
Total	23-0	16	2	18	32	.500	17	11	1	0-0:00

TOMMY WRIGHT #23

REDSHIRT JUNIOR | DEFENSE | 6-0 | 185
GARDEN CITY, NY. | GARDEN CITY

GAME-BY-GAME STATS

GAME	G	A	Pts	Sh	Up	GB	TO	CT
VILLANOVA	0	0	0	0	0	1	0	0
ROBERT MORRIS	0	0	0	0	0	1	0	0
Stony Brook	0	0	0	0	0	1	0	0
Yale	0	0	0	1	0	1	0	1
PENN	0	0	0	0	0	4	1	2
Cornell	0	0	0	0	0	3	1	2
Jacksonville	0	0	0	0	0	2	3	0
Cleveland State	0	0	0	1	0	3	0	1
Maryland	0	0	0	0	0	3	2	0
OHIO STATE	0	0	0	0	0	1	0	0
Michigan	0	0	0	0	0	1	0	0
JOHNS HOPKINS	0	0	0	0	0	5	0	0
RUTGERS	0	0	0	0	0	1	1	0
Rutgers	0	0	0	0	0	2	1	1
vs. Johns Hopkins	0	0	0	0	0	3	1	1
UMBC	0	0	0	0	0	1	0	0

SEASON HIGHS

Points -
Goals -
Assist -
Shots 1 2x; last at Cleveland State (3/23/19)
Ground Balls 5 vs. Johns Hopkins (4/21/19)
Caused Turnovers 2 vs. Penn (3/2/19)

CAREER HIGHS

Points 1 5x, last vs. Rutgers (4/23/17)
Goals 1 vs. Penn (3/4/17)
Assist 1 4x, last vs. Rutgers (4/23/17)
Shots 1 8x; last at Cleveland State (3/23/19)
Ground Balls 6 vs. Rutgers (4/23/17)
Caused Turnovers 2 vs. Penn (3/2/19)

CAREER STATS

Year	GP-GS	G	A	Pts	Sh	Pct.	GB	TO	CT	Pen
2016	6-0	0	1	1	2	.000	8	3	2	0-0:00
2017	16-0	1	3	4	5	.200	22	3	7	0-0:00
2018	0-0	Redshirt	-	-	-	-	-	-	-	-
2019	16-0	0	0	0	2	.000	34	8	8	2-2:00
Total	37-0	1	4	5	9	.111	34	14	17	2-2:00

