



INDIANA

INDIANA SCHEDULE

Date	Opponent	Time/TV
A.31	vs. Ball State	W, 34-24
S.7	Eastern Illinois	W, 52-0
S.14	6/6 Ohio State	L, 10-51
S.21	Connecticut	W, 38-3
S.28	at 25/RV Michigan State	L, 31-40
O.12	Rutgers	W, 35-0
O.19	at Maryland	W, 34-28
O.26	at Nebraska	W, 38-31
N.2	Northwestern	W, 34-3
N.16	at 9/11/4 Penn State	Noon/ABC
N.23	14/14/14 Michigan	Noon
N.30	at Purdue	TBA

[1] - at Lucas Oil Stadium - Indianapolis

-B1G East Division games in bold

-Rankings are AP/Coaches/CFP

-All game times Eastern

PENN STATE SCHEDULE

Date	Opponent	Time/TV
A.31	Idaho	W, 79-7
S.7	Buffalo	W, 45-13
S.14	Pittsburgh	W, 17-10
S.27	at Maryland	W, 59-0
O.5	Purdue	W, 35-7
O.12	at 17/18 Iowa	W, 17-12
O.19	16/16 Michigan	W, 28-21
O.26	at Michigan State	W, 28-7
N.9	at 13/13/17 Minnesota	L, 26-31
N.16	24/25/-- Indiana	Noon/ABC
N.23	at 2/2/1 Ohio State	Noon/FOX
N.30	Rutgers	TBA

-B1G East Division games in bold

-Rankings are AP/Coaches/CFP

-All game times Eastern

TALE OF THE TAPE

	IU	PSU
Points Scored	34.0	37.1
Rushing Yds.	138.4	171.0
Passing Yds.	308.0	261.8
Total Yds.	446.4	432.8
Total Plays	71.9	68.8
First Downs	24.2	21.9
Time of Possession	34:07	29:00
3rd Down Conversion	46.7%	41.7%
4th Down Conversion	36.4%	77.8%
Red Zone Scores	38-43	33-37
Red Zone TDs	29-43	26-37
Sacks By	20-129	31-235
TFLs By	56-210	73-338
Interceptions	3-73	8-119
Fumbles Recovered	8-90	7-2
Field Goals	13-13	9-11
Kick Return Yds.	18.1	18.9
Punt Return Yds.	5.0	5.7
Points Allowed	20.0	12.0
Rushing Yds. Allowed	133.9	74.2
Passing Yds. Allowed	176.3	225.8
Total Yds. Allowed	310.2	300.0

No. 24/25 INDIANA (7-2, 4-2) AT No. 9/11 PENN STATE (8-1, 5-1)

Kickoff: Noon EST**Date:** Saturday, Nov. 16, 2019**Location:** Beaver Stadium (106,572; Natural Grass) - University Park, Pa.**TV:** ABC: Jason Benetti (p-b-p), Rod Gilmore (analyst) & Quint Kessenich (sideline)**Radio:** IU Radio Network; Sirius 111, XM 196, Internet 973: Don Fischer, Buck Suhr & Joe Smith

STAT LEADERS

Passing

Peyton Ramsey: 113-157, 1302 Yds, 9 TD, 3 INT

Rushing

Stevie Scott III: 148-737, 9 TD, 5.0 Avg

Receiving

Whop Philyor: 59-813, 3 TD, 13.8 Avg

Defense

LB Micah McFadden: 42 T, 0.5 S, 6 TFL, 1 PBU

LB Reakwon Jones: 41 T, 1 S, 1.5 TFL, 1 FR, 2 QBH

DL Demarcus Elliott: 27 T, 3 S, 5 TFL, 1 FF, 1 QBH



STAT LEADERS

Passing

Sean Clifford: 157-259, 2271 Yds, 21 TD, 6 INT

Rushing

Journey Brown: 65-421, 5 TD, 6.5 Avg

Receiving

KJ Hamler: 44-739, 8 TD, 16.8 Avg

Defense

LB Micah Parsons: 68 T, 2 S, 8 TFL, 2 PBU, 2 QBH

LB Cam Brown: 50 T, 1 S, 4 TFL, 1 FF, 1 FR, 4 QBH

DE Yetur Gross-Matos: 28 T, 5.5 S, 9.5 TFL, 6 QBH

SETTING THE SCENE

- Riding a four-game winning streak, 24/25/-- Indiana (7-2, 4-2 B1G East) travels to No. 9/11/4 Penn State (8-1, 5-1 B1G East) on Saturday, Nov. 16. Kickoff is set for Noon EST at Beaver Stadium (106,572; Natural Grass) on ABC.
- IU entered the AP Poll for the first time since Sept. 20, 1994, and the Coaches Poll for the first time since Oct. 17, 1994.
- The Nittany Lions are the Hoosiers 13th Top-10 foe since the start of 2015, tied for the fifth-most nationally with Ohio State, behind Alabama (18), Michigan State (15), Auburn (14) and LSU (14).

THE COACHES

- **Tom Allen** was named Indiana's head coach on Dec. 1, 2016, and made his debut at the 2016 Foster Farms Bowl against Utah. The New Castle, Ind., native joined IU as associate head coach/defense on Jan. 15, 2016. In Allen's two seasons as head coach, 21 Hoosiers have earned All-Big Ten honors and 15 have been drafted or invited to NFL camps. (full bio on page 17)
- James Franklin is 53-22 (.707) in his sixth season at Penn State. Franklin served as Vanderbilt head coach (2011-13) and carries an overall record of 77-37 (.675).

NEWS & NOTES

- Indiana is bowl eligible for the third time in five seasons.
- With its victory over Northwestern, IU clinched its first winning season since 2007 (7-6) and has won seven games for just the 13th time in program history.
- The Hoosiers own five eight-win (1993, 1988, 1987, 1979, 1905) and two nine-win (1967, 1945) campaigns.
- Indiana's 7-2 record is its best opening-game mark since 1993 (7-2) and tied for the fourth-best in program history (1987, 1993). The 1945 (8-0-1), 1967 (8-1) and 1905 (7-1-1) teams hold the Top-3 spots.
- IU has won four-straight league games for the first time since 1993 and the seventh time ever. The four-consecutive wins are tied for the second-most in school history, behind the 1967 team's five-straight victories.
- The Hoosiers have two 30-plus point Big Ten wins this season – Rutgers (35-0) and Northwestern (34-3) – for the first time since 2001 – at Wisconsin (63-32) and Northwestern (56-21).
- Indiana has reached 30 points eight times in its first nine games, a program record, and in each of the last six, tied for the longest streak in school history (last 4 of 2015 and first 2 of 2016).
- Its eight 30-point games are tied for the second-most (1988, 2007, 2013) in an IU single season behind 2015 (9).
- The Hoosiers yielded three total points in their last two Big Ten home victories, marking the second-lowest, two-game home Big Ten opponent scoring output in a single-season and lowest since they blanked Minnesota (6-0) and Michigan State (6-0) on Nov. 1 and Nov. 8, 1958.
- Indiana has held four opponents: Eastern Illinois (52-0), Connecticut (38-3), Rutgers (35-0) and Northwestern (34-3), to three points or less this season, which marks the most since holding five opponents to three points or less in the 1945 season.
- **Stevie Scott III** ranks fifth actively among FBS players in career attempts (17.9), 12th in rushing yardage per game (89.2) and 24th in all-purpose yardage per game (103.2).
- **Peyton Ramsey** is third in completion percentage (67.0), and **Logan Justus** is second in field goal percentage (90.0).
- Justus is one of 20 semifinalists for the Lou Groza Award for the second-straight season.

MEDIA RELATIONS CONTACTS

Senior assistant athletic director for media relations and football contact Jeff Keag (812-855-6209 office, 812-219-2925 cell, jkeag@indiana.edu) and assistant director of media relations Scott Burns (812-856-2939 office, 812-322-5285 cell, sctburns@indiana.edu) handle all media requests for the Indiana football program.

WEEKLY PRESS CONFERENCE

Indiana head coach **Tom Allen** will hold his weekly press conference every Monday during the regular season at noon ET in the Henke Hall of Champions. A transcript will be provided by ASAP Sports. Selected players will be available at 11:30 a.m. Associate head coach/offensive coordinator **Kalen DeBoer** and defensive coordinator **Kane Wommack** will be available following Allen. Lunch will be provided. Live streaming will be made available on IUHoosiers.com.

PRACTICE SCHEDULE

Practices are closed to the media. Requested coaches and players will be available in the Team Room in the North End Zone complex for post-practice interviews on Tuesdays. Allen, DeBoer, Wommack and players made available at Monday’s press conference will not be available on Tuesdays.

INTERVIEW REQUESTS

All player and coaching staff interview requests should be directed to Jeff Keag. Requests for post-practice interviews should be made at least 24 hours in advance. Personal phone numbers will not be made available to media. Players have been instructed not to conduct interviews when contacted without prior approval from the media relations staff. Please contact Keag if you would like to contact players family members.

POST-GAME INTERVIEW POLICY

The Indiana locker room is closed at all times. A media relations staffer will collect all player requests in the press box midway through the fourth quarter. Requested players will be available in the Weight Room of the North End Zone complex immediately following head coach **Tom Allen’s** post-game press conference.

Allen will be available in the Team Room of the North End Zone facility following his post-game radio duties. Post-game interviews on the road will be held in accordance with the host school’s procedures.

CREDENTIALS

Working credentials for the 2019 Indiana football season must be requested via the web. To request credentials, visit IUHoosiers.com and click on the media services link under “Athletics.” A link to apply for football credentials will be at the top of the page.

Credentials will be mailed to the address provided. To guarantee that your credential is mailed to you, your request should be made 10 days prior to the game. All requests made during the week of the game will be held at Media Will Call, which is located at ticket booth No. 3 located on the West side of Memorial Stadium and opens three hours prior to kickoff.

IUHOOSIERS.COM

IUHoosiers.com is the official web site of the Indiana football program. This is the best and most efficient way for media wishing to receive updated information on IU football.

SOCIAL MEDIA

The Indiana Football program is on Twitter and Instagram (@IndianaFootball), Facebook (facebook.com/IndianaFootball) and Snapchat (HoosierFBSnap). Head coach **Tom Allen** is on Twitter (@CoachAllenIU) and Facebook (facebook.com/CoachAllenIU).

MONDAY	TUESDAY	WEDNESDAY	THURSDAY	SATURDAY
11 a.m. EDT - Weekly Press Conference in Henke Hall of Champions 11 a.m. - Lunch 11:30 a.m. - Players Noon - Coach Allen 12:30 p.m. - Coach Wommack 12:45 p.m. - Coach DeBoer	Requested players and assistant coaches available for post-practice interviews at approx. 11 a.m. EDT in the Team Room	7:05 p.m. EDT - Inside IU Football with Tom Allen Radio Show Player Guests - OL Harry Crider & RB Stevie Scott III	Coach Allen available post-practice at approx. 11 a.m. EDT in the Team Room FRIDAY No Availability	Noon EST - Kickoff at Penn State (ABC) Post-game - Coach Allen and requested players available in the designated media area

INDIANA QUICK FACTS

University Facts

Location: Bloomington, Ind.
Population: 82,575
Founded: 1820
Joined Big Ten: 1899
First Year of Big Ten Football: 1900
Enrollment: 48,514
Nickname: Hoosiers
Colors: Cream and Crimson
Marching Band: Marching Hundred
President: Michael A. McRobbie
Director of Athletics: Fred Glass
Senior Woman Administrator: Mattie White
Faculty Representative: Dr. Kurt Zorn
Ticket Office Phone: 866-IUSPORTS
Website: IUHoosiers.com
Twitter: @IndianaFootball, @CoachAllenIU
Facebook: /IndianaFootball
Instagram: /IndianaFootball

Head Coach

Head Coach: Tom Allen
(Maranatha Baptist '92; Indiana '02)
Record at Indiana (Years): 17-17 (Third Year)*
Career Record (Years): 17-17 (Third Year)*
***Coached in the 2016 Foster Farms Bowl**

Coaching Staff

Kalen DeBoer - Associate Head Coach/OC/QB
Mark Hagen - Co-Defensive Coordinator/DL
Mike Hart - Assistant Head Coach/RB
Grant Heard - Passing Game Coordinator/WR
Darren Hiller - Run Game Coordinator/OL
William Inge - Special Teams Coordinator
Brandon Shelby - CB
Nick Sheridan - TE
Kasey Teegardin - S
Kane Wommack - Defensive Coordinator/LB

Media Relations

Football Contact: Jeff Keag
Office Phone: 812-855-6209
Cell Phone: 812-219-2925
Email: jkeag@indiana.edu
Secondary Contact: Scott Burns
Office Phone: 812-856-2939
Cell Phone: 812-322-5285
Email: sctburns@indiana.edu
Fax: 812-855-9401
Press Box Phone: 812-855-2754

Team Information

Offensive Formation: Multiple
Defensive Formation: Multiple
Starters Returning/Lost: 20/10
Letterwinners Returning/Lost: 52/27
Offense: 23/14
Defense: 26/11
Special Teams: 3/2
2018 Overall Record: 5-7
2018 Big Ten Record/Finish: 2-7/6th (East)

Stadium Information

Name: Memorial Stadium (FieldTurf)
Capacity: 52,656
Largest Crowd/Year: 56,223 vs. Purdue, 1969



IU UNVEILS GEORGE TALIAFERRO STATUE IN GEORGE TALIAFERRO PLAZA

Indiana University President Michael A. McRobbie presided over the dedication of the George Taliaferro Plaza on Friday, Nov. 1, unveiling a bronze statue of Taliaferro, one of the most important and influential individuals in the history of Indiana University and IU Athletics.

McRobbie led the dedication ceremony, which took place on the newly-dedicated plaza located on the ground level of Memorial Stadium outside of the North End Zone facility. Other speakers at the event included IU Board of Trustee member Quinn Buckner, Indiana University Vice President and Director of Intercollegiate Athletics Fred Glass, head football coach Tom Allen, Senior Associate Athletic Director Anthony Thompson and fifth-year senior linebacker Reakwon Jones.

“Throughout his life, not only did George Taliaferro excel as an athlete, but he also overcame the real-world struggles of racism and prejudice, of segregation and oppression,” McRobbie said. “And in the process, he demonstrated courage, determination and perseverance, and earned a special place in the annals of our state and its flagship public university.”

“In George Taliaferro Plaza and its centerpiece statue, every visitor to Indiana Memorial Stadium will be reminded of the enormous contributions George made to IU and to this community, as an outstanding athlete, as a champion of racial equality, as a dedicated educator and administrator, as a tireless community activist, and as a friend and mentor to many.”

“It is fitting that during our Bicentennial year, we are dedicating this plaza and statue in honor of one of the most important figures in the history not only of Indiana University Athletics, but of Indiana University as a whole,” said Glass. “I am particularly grateful to President McRobbie and Trustee Buckner for their support in permanently and prominently recognizing this Hoosier pioneer at the entryway of IU Football where he will be seen every day by IU players, coaches, and recruits.”

Taliaferro, who passed away Oct. 8, 2018, at the age of 91, was a legendary Indiana University football player during the 1940s who shattered racial barriers on campus and in the sport. In doing so, he left an indelible mark on both.

The Gary, Ind., native was a three-time All-American at IU who led the Hoosiers’ unbeaten 1945 Big Ten Championship team in rushing. He’d go on to lead the program in rushing twice and passing once, and following the 1948 season he became the first African-American drafted by an NFL team when the Chicago Bears selected him in the 13th round.

Taliaferro would eventually spend seven years in the NFL, earning Pro Bowl honors three times. He totaled 2,255 rushing yards, 1,300 receiving yards, 1,633 passing yards and accounted for 37 touchdowns while playing for franchises in New York, Dallas, Baltimore and Philadelphia. He also became the only player in league history to play seven positions – running back, quarterback, wide receiver, cornerback, punter, punt returner and kickoff returner.

While those feats make him one of the most accomplished players in IU and Big Ten history, his contributions extended well beyond the collegiate and professional playing fields.

During the 1940s, Taliaferro and IU President Herman B Wells played a pivotal role in desegregating the IU campus and the City of Bloomington. During the era, Taliaferro was not allowed to eat at many local restaurants. When Wells found out that Taliaferro had to return home between classes because no nearby restaurants would serve him, Wells arranged for the two to have lunch at a nearby campus establishment. Wells and Taliaferro had lunch, and IU and the Bloomington community took a giant step toward desegregation.

Taliaferro’s contributions did not end at the conclusion of his playing career. A 1951 IU graduate who later earned a Master’s Degree from Howard University, Taliaferro returned to IU in 1972 and served as special assistant to IU President John Ryan. In that role and other roles on campus during the next two decades, he was a valuable and outspoken voice on social justice issues.

Taliaferro’s lifetime of accomplishments are chronicled on the statue, which is the work of Brian Hanlon, owner of Hanlon Studios. Hanlon has produced more than 300 works in both public and private collections, including the five granite monuments commemorating IU Basketball’s five national championships.





TERRY TALLEN INDIANA FOOTBALL COMPLEX OPENS

The Terry Tallen Indiana Football Complex officially opened on Aug. 13, 2019. Indiana University Vice President and Director of Intercollegiate Athletics Fred Glass announced a major gift by alumnus and former IU Football captain Terry Tallen to the Indiana University Bicentennial Campaign for Athletics on April 20, 2018. This \$2 million commitment helped provide funding for the renovation of the football team area in Memorial Stadium. In recognition of his gift, the area will be permanently named the Terry Tallen Indiana Football Complex.

The Terry Tallen Indiana Football Complex fills 25,000+ square feet underneath the west stands of Memorial Stadium. The complex includes the Trent and Julie Green Locker Room (named in 2003), coaches' locker room, team lounge, recruiting area, equipment room and Dr. John M. Miller Training Room (named in 1994).

Tallen graduated from the Indiana University Kelley School of Business in 1982, and while earning his degree, was also a three-year letterman. Terry was elected team co-captain in 1979 and 1980. The 1979 team was nationally ranked and won the Holiday Bowl, the Hoosiers first bowl victory. Terry was named the United Press International's Defensive Player of the Week following Indiana's Homecoming victory over Wisconsin in 1980.

In 2001, Terry founded Tallen Capital Partners, LLC, and remains the company's Chairman and CEO. Tallen Capital Partners, LLC is a privately held, vertically integrated retail and mixed-use real estate investment and development organization with offices in San Diego and San Francisco. Prior to founding Tallen Capital Partners and becoming an entrepreneur, Terry enjoyed a corporate career as a senior executive with some of our country's largest public as well as private companies. He is considered one of the leading shopping center investors and developers in the Western U.S.



TEAM

- Indiana defensive tackle **Shamar Jones** (Johnstown) and offensive lineman **Tim Weaver** (Hellertown) hail from Pennsylvania.
- The Hoosiers last Top-10 win came at No. 9 Ohio State (31-10) on Oct. 10, 1987.
- PSU leads the overall series, 21-1, including a 10-0 mark at Beaver Stadium. IU defeated the Nittany Lions, 44-24, in Bloomington on Oct. 5, 2013.
- Indiana reached bowl eligibility in eight games, its earliest doing so since 1993 (7 games).
- The Hoosiers downed Nebraska, 38-31, their first victory over Nebraska since Oct. 17, 1959, to close out their first perfect October (3-0) since 1993 (4-0).
- With its 38-3 win over Connecticut, IU has won 17 of its last 18 regular season non-conference games, including nine straight, and 12 of its last 13 at Memorial Stadium.
- Indiana's nine-consecutive victories mark the program's longest winning streak since 1909-15 (16 straight).
- Former kicker **Chris Gartner** (1970-72) and linebacker **Donnie Thomas** (posthumously, 1973-75) were officially inducted into the Indiana Athletics Hall of Fame on Sept. 20.
- A native of Gothenburg, Sweden, Gartner earned first-team All-America and first-team All-Big Ten honors as a senior in 1972. Thomas was named first-team All-Big Ten and third-team All-America in 1975.
- After three years as defensive coordinator, head coach **Tom Allen** handed over the reins to **Kane Wommack** (bio on page 10), who at 32 is the youngest Power 5 defensive coordinator. Wommack coached the Hoosiers linebackers in 2018. Mike DeBord retired after two seasons as offensive coordinator and Allen brought in **Kalen DeBoer** (bio on page 6), who served in the same capacity at Fresno State University in 2017 and 2018.
- **Tom Allen's** son, Thomas, is an IU redshirt sophomore linebacker. Tom is one of five FBS coaches to coach his son:
 - *Dana and Logan Holgorson (Houston)
 - *Phillip and Cannon Montgomery (Tulsa)
 - *Dabo, Will and Drew Swinney (Clemson)
 - *Bobby and Derek Wilder (Old Dominion)
- The Hoosiers welcomed the top-rated signing class in program history in February, which bested last season's record-setting class. Nineteen of this year's 22 signed in the early period in December.
- The 2019 class features five four-star prospects: running back **Sampson James** (ESPN, Rivals, 247), defensive back **Tiawan Mullen** (Rivals), defensive lineman **Beau Robbins** (ESPN, Rivals, 247), defensive back **Josh Sanguinetti** (ESPN) and linebacker **Cameron Williams** (Rivals, 247).

- Quarterback **Jack Tuttle**, a Utah transfer and mid-year enrollee who is eligible in 2019, was a 2018 four-star prospect (Rivals, 247). Long snapper **Sean Wracher** is a five-star prospect (KohlsKicking.com).
- Offensive lineman **Matthew Bedford**, James, offensive lineman **Mike Katic**, defensive back **Larry Tracy III** and Tuttle enrolled in the spring semester and practiced.
- Thirty-nine true freshmen (13 in 2019, 16 in 2018, 10 in 2017) have played in **Tom Allen's** tenure.
- Former IU QB **Antwaan Randle El** (1998-2001) is on the 2019 ballot for induction into the College Football Hall of Fame for the eighth-consecutive year.
- He earned All-Big Ten distinction in 1999, 2000 and 2001, and he was named Big Ten Freshman of the Year in 1998. The Big Ten MVP and first-team All-American in 2001, Randle El was also sixth in Heisman Trophy balloting after he finished 13th in 2000.
- The Rivdale, Ill., native was the first player in NCAA history to score 40 touchdowns (45) and throw for 40 TDs (42), the first to record over 2,500 total yards in four seasons, and the first to both pass for over 6,000 yards and rush for over 3,000 yards.
- Eleven Hoosiers are currently on NFL rosters: RB **Tevin Coleman** (49ers), LB **Chris Covington** (Cowboys), OL **Dan Feeney** (Chargers), RB **Jordan Howard** (Eagles), OL **Brandon Knight** (Cowboys), WR **Cody Latimer** (Giants), OL **Wes Martin** (Redskins), OL **Rodger Saffold** (Titans), OL **Jason Spriggs** (Packers), QB **Nate Sudfeld** (Eagles) and TE **Ian Thomas** (Panthers).
- Indiana is wearing a patch of the CFB150 logo to celebrate the 150th birthday of college football. The Hoosiers are also wearing an Indiana University Bicentennial decal on their helmets for IU's 200th anniversary. Jan. 20, 2020, is the official anniversary.
- Redshirt junior kickoff specialist **Nathanael Snyder** was awarded a scholarship at Lucas Oil Stadium on Aug. 22. Former Colts punter Pat McAfee surprised Snyder with the news on the stadium's videoboard at the end of practice.
- Redshirt junior running back **Connor Thomas**, redshirt sophomore running back **Ahrod Lloyd** and redshirt sophomore defensive back **Samuel Slusher** were awarded scholarships at the end of fall camp.
- A program-record 29 Indiana football student-athletes earned Academic All-Big Ten honors in 2018.
- Head coach **Tom Allen's** radio show, **Inside IU Football with Tom Allen**, will be held Wednesday evenings at 7:05 p.m. EDT on the IU Radio Network. **Don Fischer**, who is in his 47th season as The Voice of the Hoosiers (T-2nd-longest active FBS radio p-b), hosts the show live from the Bloomington Holiday Inn.



HOOSIERS HONORS

- Coy Cronk, OLT**
- Outland Trophy Watch List
 - Senior Bowl Watch List
 - Best Run Blocker – Lindy's
- Hunter Littlejohn, C**
- Rimington Trophy Watch List
 - Senior Bowl Watch List
- Logan Justus, K**
- Lou Groza Award Semifinalist
 - B1G Special Teams POW (Ball St.)
 - Lou Groza Award Star of the Week (Ball St.)
 - Burlsworth Trophy Nominee
- Michael Penix Jr., QB**
- B1G Freshman of the Week (Michigan St.)
 - B1G Freshman of the Week (Ball St.)
- Whop Philyor**
- Biletnikoff Award Watch List
- Peyton Ramsey, QB**
- Manning Award QB of the Week (Nebraska)
 - Davey O'Brien Award Great 8 (Nebraska)
 - Johnny Unitas Award Watch List
- Stevie Scott III, RB**
- B1G Player of the Week (Northwestern)
 - Rose Bowl Game POW (Northwestern)
 - Maxwell Award Watch List
 - Doak Walker Award Watch List
- Simon Stepaniak, ORG**
- Senior Bowl Watch List
- Nick Westbrook, WR**
- William V. Campbell Trophy Semifinalist
 - Senior CLASS Award Candidate
 - Allstate AFCA Good Works Team Candidate
 - Wuerffel Trophy Nominee
 - Senior Bowl Watch List
- Haydon Whitehead, P**
- Ray Guy Award Candidate
 - Ray Guy Award Ray's 8 (Ball St.)

YOUTHFUL EXPERIENCE

Tom Allen has characterized his 2019 Hoosiers (111 players) as a team with youthful experience. Below is a breakdown of IU's experience and the production from the non-seniors:

	No.	Pct.
Seniors	13	11.7
Juniors	18	16.2
Sophomores	27	24.3
Freshmen	53	47.7
	Fr.-Jr.	Pct.
Passing Yardage	2,743	99.0
Rushing Yardage	1,230	98.7
Receptions	178	77.7
Tackles	413	79.6
Tackles for Loss	48.5	86.6
Sacks	15	75.0
Interceptions	3	100
Forced Fumbles	8	100
Fumble Recoveries	5	62.5

OFFENSE

- **Kalen DeBoer** leads IU's offense following Mike DeBord's (2017-18) retirement. DeBoer also serves as associate head coach and quarterbacks coach.
- Indiana is first in the Big Ten in pass offense (308.0, 15th nationally) and fumbles lost (3, T-10th), second in total offense (446.4, 34th), sacks allowed (1.44, 26th), completion percentage (69.6, 8th), first downs (24.2, 20th), completions (229, 18th), time of possession (34:06, 7th) and pass attempts (329, T-36th), third in pass yards per attempt (8.4, T-20th) and pass efficiency (156.2, 18th), tied for third in turnovers lost (10, T-23rd), fourth in third-down conversions (46.7, 21st) and fifth in pass touchdowns (20, T-30th) and scoring offense (34.0, 34th).
- The Hoosiers reached 30 points for the eighth time in its first nine games, a program record, for the fifth time in as many Big Ten games, a program record, and for the sixth time in as many overall games, which ties a program record, in their 34-3 Northwestern win.
- IU's eight 30-point games are tied for the second-most in program single season history (1988, 2007, 2013). The 2015 offense produced nine 30-point contests.
- Indiana's eight 30-points games surpassed 2018's season total (4). It has eclipsed 500 yards three times (once in 2018) and passed for 300-plus yards four times, including a 351-yard effort in the Nebraska win, passing last year's total (3).
- The Hoosiers and Washington State (6) are the only two FBS teams with five pass-catchers with 20-plus receptions and 350-plus yards.
- Overall, 16 players have caught a pass, 12 have recorded a rush and 13 have reached the end zone.
- DeBoer has made use of his tight ends and running backs in the receiving game.
- The tight ends have combined for 38 catches for 454 yards and five touchdowns, while the backs have caught 38 for 315 yards with two TDs.
- In 2018, tight ends brought in 21 balls for 232 yards and two scores, while backs added 45 receptions for 227 yards and a pair of touchdowns.
- For the second time in as many weeks, IU went over 500 yards (520) with 334 through the air and 186 on the ground at Maryland.
- Indiana rushed for a season-high 260 yards and totaled a season-best 557 yards in the Rutgers win, the team's highest totals against a conference foe since it collected 267 vs. Rutgers (2017) and 567 at Rutgers (2016).
- The Hoosiers threw for 286 yards, totaled 356 yards and scored 31 points at No. 25 Michigan State, all season-highs at the time against the MSU defense, which entered the game allowing 176.0 passing yards, 228.2 total yards and 11.0 points.
- IU's 52 points against Eastern Illinois were the most since a 52-17 win vs. Georgia Southern on Sept. 23, 2017.
- It totaled 555 yards and passed for 441, its most since Sept. 24, 2016, vs. Wake Forest (496).

- A three-time national champion head coach at the University of Sioux Falls (2006, 2008-09) and veteran play-caller of 19 years, DeBoer came to Bloomington after stints as assistant head coach, offensive coordinator and quarterbacks coach at Fresno State University (2017-18), and offensive coordinator and quarterbacks coach at Eastern Michigan University (2014-16).
- Before his arrival, Fresno State ranked 120th nationally in total offense only to jump to 47th over his two seasons, while Eastern Michigan moved from 111th to 35th.
- The Bulldogs went 22-6 in his 28 games as coordinator after a 4-20 mark the previous two campaigns, and the Eagles made the program's second bowl game and posted their first winning record (2016) since 1995.
- FSU became the second team in FBS history to record a double-digit win year (10-4 in 2017) on the heels of a double-digit loss season (1-11 in 2016). The nine-win turnaround was the largest in the country, a feat matched by EMU in 2016 (+6).



Category	2019 Season	2018 Season	Difference	2019 Rank	2018 Rank	18-19 Rank Improvement
Points Per Game	34.0	26.4	+7.6	34th	88th	+54
First Downs	24.2	23.5	+0.7	20th	24th	+4
Passing Yards	308.0	257.8	+50.2	15th	36th	+21
Passing TDs	20	20	-	T-30th	T-64th	+34
Avg. Per Pass	8.4	6.4	+2.0	T-20th	T-107th	+87
Avg. Per Catch	12.1	9.8	+2.3	T-71st	145th	+7
20+ Yard Passing Plays	4.3	3.1	+1.2	T-24th	T-82nd	+68
20+ Yard Scrimmage Plays	5.3	4.4	+0.9	T-43rd	T-93rd	+50
Total Offense	446.4	415.2	+31.2	T-34th	52nd	+18
Time of Possession	34:07	28:48	+5:19	7th	T-94th	+87
3rd Down Conversions	46.7%	42.4%	+4.3%	21st	39th	+18
Total TDs	38	39	-1	T-47th	T-92nd	+45
Red Zone Scoring	88.4% (38-43)	81.8% (36-44)	+6.6%	38th	T-84th	+46
Red Zone TDs	29	25	+4	T-19th	T-90th	+71
Sacks Allowed	13	27	+14	T-22nd	T-59th	+37

CAREER SUPERLATIVES - OFFENSE

100-YARD RECEIVING GAMES

- Nick Westbrook, WR (6)**
 133 Ball State, 9/10/16
 129 Wake Forest, 9/24/16
 126 at Northwestern, 10/22/16
 125 Purdue, 11/24/18
 109 at Ohio State, 10/6/18
 103 vs. Ball State, 8/31/19

- Whop Philyor, WR (5)**
 182 Rutgers, 10/12/19
 178 at Nebraska, 10/26/19
 148 Michigan State, 9/22/18
 142 at Michigan State, 9/28/19
 127 at Maryland, 10/28/17

- Donovan Hale, WR (1)**
 110 Eastern Illinois, 9/7/19

10+ RECEPTION GAMES

- Whop Philyor, WR (5)**
 14 at Michigan State, 9/28/19
 14 at Nebraska, 10/26/19
 13 at Maryland, 10/28/17
 13 Michigan State, 9/22/18
 10 Rutgers, 10/12/19

- Donovan Hale, WR (1)**
 10 Purdue, 11/24/18

- Nick Westbrook, WR (1)**
 10 at Northwestern, 10/22/16

MULTI-TD RECEIVING GAMES

- Nick Westbrook, WR (2)**
 2 Ball State, 9/10/16
 2 Wake Forest, 9/24/16

- Donovan Hale, WR (1)**
 2 at Florida International, 9/1/18

- Whop Philyor, WR (1)**
 2 at Michigan State, 9/28/19

100-YARD RUSHING GAMES

- Stevie Scott III, RB (9)**
 204 Virginia, 9/8/18
 164 Rutgers, 10/12/19
 139 at Michigan, 11/17/18
 138 Penn State, 10/20/18
 116 Northwestern, 11/2/19
 114 Ball State, 9/15/18
 108 at Maryland, 10/19/19
 104 Purdue, 11/24/18
 103 Maryland, 11/10/18


MULTI-TD RUSHING GAMES

- Stevie Scott III, RB (5)**
 2 Ball State, 9/15/18
 2 Penn State, 10/20/18
 2 vs. Ball State, 8/31/19
 2 at Maryland, 10/19/19
 2 Northwestern, 11/2/19


WIDE RECEIVER

- **Nick Westbrook** (128, 2007, 15), **Whop Philyor** (115, 1383, 7), **Donavan Hale** (83, 1200, 11) and **Ty Fryfogle** (63, 765, 5) account for 389 receptions, 5,355 yards and 38 touchdowns.
- In 2019, each member of the quartet has reached 20 catches and 350 yards.
- A Biletnikoff Award Watch Lister, Philyor is second in the Big Ten with 59 receptions (T-20th nationally) and 813 yards (22nd), and he has three TDs in 2019.
- His 6.6 grabs per game (T-16th) and 90.3 yards per game (21st) pace the league.
- Philyor is four away from entering the school's single-season Top 10 in catches and 93 from entering the Top 10 in yardage.
- His 406 yards after the catch top the conference (T-20th nationally), according to PFF College.
- The Tampa Plant grad is one of only three FBS players to record three double-digit reception games, an IU single-season record, and is tied for the fifth in the conference with three 100-yard games (T-8th IU history).
- Philyor has done this over the last five contests, where he has brought in 42 balls (8.4 per game) for 584 yards (116.8).
- He now has five games with 10-or-more grabs (IU record) and five 100-yarders (T-12th).
- Philyor is second in the Big Ten with 16 20-yarders (T-6th nationally), shares second with two 50-yarders (T-31st), and shares sixth with six 30-yarders (T-37th) and three 40-yarders.
- At Nebraska, he matched a career-high set earlier in the year at No. 25 Michigan State with 14 catches (1st in B1G and T-3rd nationally in 2019) and had his second-best career yardage mark with 178 (7th).
- Philyor became the first Hoosier to record double-figure reception games in back-to-back weeks with 10 in the Rutgers win after he hauled in the 14 against the Spartans.
- He topped 100 yards with 142 (10th-most in B1G in 2019) at MSU, with a career-best two touchdowns, and a career-high 182 (5th-most) against the Scarlet Knights.
- The 5-11, 178-pounder also brought in 10-plus completions vs. MSU in 2018 (13 for 148) and at Maryland in 2017 (13 for 127). His 14 receptions share third and the 13 share fifth on IU's single-game charts.
- Philyor has rushed eight times for 40 yards and returned 12 punts for 56 yards to give him 101.0 all-purpose yards per game, second on the team and ninth in the Big Ten.
- His parents began calling him Whop because of his love for Burger King's Whoppers. Philyor's full name is Mister Elias De'Angelo Philyor.

- A two-time Biletnikoff Watch Lister, Westbrook became the ninth Hoosier to reach 2,000 yards and is one of seven with 125 receptions and 2,000 yards.
- He is seventh in program history with his 15 touchdowns, ninth with his 2,007 yards and seven shy of the 10th spot with his 128 catches.
- In 2019, he has 26 grabs for 353 yards (13.6 average) with four TDs (T-1st on the team), including a team-long 75-yarder.
- The fifth-year senior out of Lake Mary, Fla., owns a team-leading six 100-yard games (T-7th IU history), including a 103-yard effort (3 receptions) in the season-opening Ball State win, and two multi-touchdown games.
- He sustained a season-ending ACL injury on the opening kickoff of 2017, and bounced back to lead the team with 590 yards, 49.2 yards per game and 14.0 yards per grab in 2018.
- A 6-3, 219-pounder, Westbrook was a 2016 honorable-mention All-Big Ten pick when he caught 54 passes for an 18.4 average and six scores.
- The three-time Academic All-Big Ten selection came up five yards shy of becoming the seventh Hoosier to reach the 1,000-yard mark. His 995 yards are seventh in school history.
- Fellow fifth-year senior Hale reached the century mark for the first time in his career in the Eastern Illinois win and became the 45th Hoosier to surpass 1,000 yards against No. 6 Ohio State.
- Hale also threw a 49-yard touchdown vs. OSU and owns 20 receptions for 356 yards with three TDs and a team-best 17.8 average per catch on the year.
- He made five catches for 110 yards with a 43-yard score, his third-career 40-plus yarder, vs. EIU.
- Against the Spartans, Hale delivered seven grabs for 99 yards and one touchdown.
- The Largo, Fla., native earned honorable-mention All-Big Ten with 42 catches (3rd on the team) for 508 yards (2nd) and six TDs (1st), which shared 11th in the conference, one season ago.
- A junior out of Lucedale, Miss., Fryfogle carded a career-high 75 yards on four receptions, including a touchdown, in the win at Nebraska.
- Over the last three games, Fryfogle has 12 catches for 187 yards and the TD after he pulled in four for 63 in the victory at Maryland and four for 49 in the Northwestern win.
- He is second on the team with 33 grabs and third with 371 yards, two of which have come in the end zone.
- Fryfogle led the Hoosiers with six receptions (41 yards) vs. Ball State and five in the Connecticut win (47 yards).
- He posted 29 catches for 381 yards, including a career-high 71 against Iowa, and three scores in 2018.



Whop Philyor



Nick Westbrook

300-YARD PASSING GAMES

- Peyton Ramsey, QB (4)**
- 351 at Nebraska, 10/26/19
 - 345 Purdue, 11/24/18
 - 322 at Ohio State, 10/6/18
 - 321 Charleston Southern, 10/7/17

Michael Penix Jr., QB (1)

- 326 vs. Ball State, 8/31/19

MULTI-TD PASSING GAMES

- Peyton Ramsey, QB (12)**
- 3 at Maryland, 10/28/17
 - 3 at Florida International, 9/1/18
 - 3 at Ohio State, 10/6/18
 - 3 Connecticut, 9/21/19
 - 2 at Virginia, 9/9/17
 - 2 Charleston Southern, 10/7/17
 - 2 Virginia, 9/8/18
 - 2 Michigan State, 9/22/18
 - 2 at Minnesota, 10/26/18
 - 2 Maryland, 11/10/18
 - 2 Eastern Illinois, 9/7/19
 - 2 at Nebraska, 10/26/19

Michael Penix Jr., QB (3)

- 3 at Michigan State, 9/28/19
- 3 Rutgers, 10/12/19
- 2 Eastern Illinois, 9/7/19

CFP RANKINGS

Rk	Team	Record	Trend
1	Ohio State	8-0	NR
2	LSU	8-0	NR
3	Alabama	8-0	NR
4	Penn State	8-0	NR
5	Clemson	9-0	NR
6	Georgia	7-1	NR
7	Oregon	8-1	NR
8	Utah	8-1	NR
9	Oklahoma	7-1	NR
10	Florida	7-2	NR
11	Auburn	7-2	NR
12	Baylor	8-0	NR
13	Wisconsin	6-2	NR
14	Michigan	7-2	NR
15	Notre Dame	6-2	NR
16	Kansas State	6-2	NR
17	Minnesota	8-0	NR
18	Iowa	6-2	NR
19	Wake Forest	7-1	NR
20	Cincinnati	7-1	NR
21	Memphis	8-1	NR
22	Boise State	7-1	NR
23	Oklahoma State	6-3	NR
24	Navy	7-1	NR
25	SMU	8-1	NR

-IU 2019 Opponents in Bold

QUARTERBACK

- Redshirt freshmen **Michael Penix Jr.** will miss the remainder of the 2019 regular season and the postseason with a right sternoclavicular joint injury, which he suffered in the Northwestern win on Nov. 2.
- Penix earned the starting job after he won the competition in fall camp over redshirt junior **Peyton Ramsey** and redshirt freshman **Jack Tuttle**.
- He twice claimed Big Ten Freshman of the Week honors (Ball State, Michigan State) in his six starts.
- The Tampa native went 110-of-160 (68.8 percent) for 1,394 yards with 10 touchdowns and four interceptions, good for a 157.56 pass-efficiency rating.
- Penix rushed for 119 yards on 22 attempts (5.4 average) with two TDs.
- The southpaw averaged 232.3 passing yards and 252.2 total yards per game.
- Penix became the first IU freshman to start the opening game at quarterback since Antwaan Randle El in 1998.
- He joined Randle El as the only freshman to surpass 300 passing yards in his first start and is one of just four freshmen to ever reach the benchmark (Kellen Lewis, Bob Hoernschemeyer).
- Penix finished with 326 yards on 24-of-40 with a 75-yard score, the Hoosiers longest since Sept. 24, 2016. He added 67 yards on the ground for 393 total yards.
- His total yardage and passing yardage trail only Randle El for the most in a freshman debut. Randle El posted 467 total yards and 385 passing yards against Western Michigan on Sept. 12, 1998.
- In his first-career road start at No. 25 Michigan State, he went 33-of-42 (78.6 percent) for 286 yards with a career-best three passing touchdowns, which he matched in the Rutgers win (282 yards), and one rushing TD.
- The 6-3, 202-pounder completed a school-record 20-straight passes, the second-longest streak in Big Ten history behind Chuck Long's 22-straight in 1984.
- His 33 completions were a career-high and share seventh on the program's single-game list.
- Ramsey has started three times and appeared in seven games in 2019, and he has started 19 times and appeared in 28 games in his career.
- The right-hander is 113-of-157 (72.0 percent - 5th nationally, 2nd in the Big Ten) for 1,302 yards, nine touchdowns and three interceptions. He owns a 156.73 pass-efficiency rating (18th, 3rd).

- Ramsey has 122 rushing yards, second on the team, with one score on 42 rushes.
- In a career performance at Nebraska, he went 27-for-40 (67.5) for a career-high 351 yards, his fourth 300-yard game, with two passing TDs and one rushing touchdown.
- It marked his 12th career multi-passing score game, and the seventh of his career with a passing and a rushing TD.
- Ramsey added 42 rushing yards for a career-high 393 total yards, and he was selected the Manning Award Quarterback of the Week and to the Davey O'Brien Award's Great 8 list.
- In the 34-28 win at Maryland, he entered a 14-14 tie in the second quarter and completed 20-of-27 (74.1) for 193 yards and a 26-yard touchdown, and he rushed for 46 yards.
- Ramsey saw his first action in the Eastern Illinois win, where he set the program's single-game percentage mark on 13-of-14 (92.9) for 226 yards with scores of 64 and 43 yards.
- He owns the first, third and fourth spots on the program's single-game percentage list, and he has 13 career games over 70 percent and 17 over 65 percent.
- Ramsey went 23-of-27 (85.2) for 247 yards and three TDs, his fourth-career game with three passing touchdowns, in the UConn victory.
- Indiana's all-time completion percentage leader (67.0) is also fourth in completions (542), fifth in passing scores (38) and 300-yard passing games (4), sixth in total offense (6,131) and attempts (809), and seventh in passing yardage (5,429).
- The 6-2, 216-pounder played for his father, Doug, at Cincinnati Elder High School.
- A two-time Academic All-Big Ten selection, Peyton is named after Peyton Manning, his older brother Montana "Tanner" is named after Joe Montana and his younger brother Drew is named after Drew Bledsoe.
- Tuttle, who made his debut against EIU, transferred from the University of Utah on Dec. 17, 2018, practiced with team and was ruled eligible for the 2019 campaign in the spring. He did not see action at Utah.
- A graduate of Mission Hills High School in San Marcos, Calif., Tuttle was a Rivals and 247Sports four-star prospect.
- The 6-4, 210-pound right-hander was ranked the No. 4 pro-style quarterback nationally by Rivals, the No. 5 pro-style quarterback nationally by 247Sports and the No. 13 player in California by 247Sports.
- Tuttle's father, Jay, was a walk-on kicker at IU (1986-88).



Michael Penix Jr.



Peyton Ramsey

ASSOCIATED PRESS TOP 25

Rk	Team	Record	Pts
1	LSU(54)	9-0	1542
2	Ohio State(5)	9-0	1480
3	Clemson(3)	10-0	1441
4	Alabama	8-1	1312
5	Georgia	8-1	1267
6	Oregon	8-1	1224
7	Minnesota	9-0	1164
8	Utah	8-1	1099
9	Penn State	8-1	1003
10	Oklahoma	8-1	1000
11	Florida	8-2	934
12	Baylor	9-0	932
13	Auburn	7-2	871
14	Michigan	7-2	744
15	Wisconsin	7-2	657
16	Notre Dame	7-2	593
17	Cincinnati	8-1	567
18	Memphis	8-1	510
19	Boise State	8-1	371
20	SMU	9-1	346
21	Navy	7-1	228
22	Texas	6-3	199
23	Iowa	6-3	197
24	INDIANA	7-2	108
25	Oklahoma State	6-3	77

RV: Appalachian State 73, Kansas State 67, Texas A&M 42, Wake Forest 38, Louisiana Tech 25, Virginia 12, San Diego State 7, Iowa State 4, Virginia Tech 4, Washington 3, Pittsburgh 2, UCF 2, Air Force 2, USC 1, Illinois 1.

AMWAY COACHES POLL

Rk	Team	Record	Pts
1	LSU(55)	9-0	1591
2	Ohio State(5)	9-0	1523
3	Clemson(4)	10-0	1491
4	Alabama	8-1	1356
5	Georgia	8-1	1327
6	Oregon	8-1	1269
7	Minnesota	9-0	1154
8	Oklahoma	8-1	1128
9	Utah	8-1	1096
10	Baylor	9-0	1028
11	Penn State	8-1	942
12	Florida	8-2	937
13	Auburn	7-2	863
14	Michigan	7-2	731
15	Wisconsin	7-2	670
16	Notre Dame	7-2	659
17	Cincinnati	8-1	590
18	Memphis	8-1	517
19	Boise State	8-1	517
20	SMU	9-1	326
21	Navy	7-1	249
22	Iowa	6-3	187
23	Texas	6-3	163
24	Appalachian State	8-1	133
25	INDIANA	7-2	123

RV: Oklahoma State 49, Wake Forest 45, Louisiana Tech 43, Kansas State 38, San Diego State 32, Texas A&M 31, Air Force 25, Virginia Tech 17, Virginia 12, Louisiana 1, UCF 1, Wyoming 1.

-IU 2019 Opponents in Bold

RUNNING BACK

- A member of the 2019 Maxwell Award and Doak Award Watch Lists, **Stevie Scott III** is 126 yards away from becoming the 14th Hoosier to reach 2,000 yards.
- He is 263 yards away from becoming the fifth Hoosier with back-to-back 1,000-yard seasons and the first to do so his freshman and sophomore campaigns.
- Scott has reached the century mark in three of the last four weeks, and his nine 100-yard games are tied for the 10th-most in program history.
- The sophomore owns 737 yards (4th in the Big Ten) on 148 carries (4th, T-37th) with nine rushing touchdowns (5th, T-31st nationally) and a 5.0 average in 2019. He is fourth in the conference with an 81.9 average per game.
- After posting 118 yards (39.3 per game) on 37 attempts (3.2) over the first three weeks, he has 619 yards (103.2) on 111 carries (5.6) the last six weeks.
- He has reached the end zone in 11 of the last 14 games with 16 TDs (15 rushing, 1 receiving) in those contests.
- Scott is second among all BIG backs with 23 catches and 207 yards. He caught 16 balls for 86 yards all of last year.
- His 104.9 all-purpose yards per game lead the Hoosiers and rank eighth in the league, while his 10 scores lead the team, are tied for fourth in the Big Ten and share 36th nationally.
- In his career, Scott owns 1,874 yards on 376 rushes (5.0) with 19 rushing touchdowns (T-9th in IU history).
- The 6-2, 231-pounder is averaging 89.2 rushing yards and 103.2 all-purpose yards in 21 career games (20 starts) with 21 total TDs, which is two spots out of 10th in Hoosier lore.
- Scott carded 116 yards with his first-career three-score game (2 rushing, 1 receiving) in the Northwestern win en route to his first-career Big Ten Offensive Player of the Week honor. He now owns five multi-touchdown games (3 in 2019).
- He rushed for 164 yards, the second-highest total of his career, on 12 carries (13.7) with a career-long rush of 57 yards in the Rutgers win.
- Scott followed that up with 108 yards on 18 attempts (6.0) with a pair of TDs, in the victory at Maryland.
- He also set career-highs with five receptions vs. the Terrapins and 41 receiving yards at Nebraska.
- In 2018, Scott turned in the top true freshman running back campaign in program history in 2018.
- He set Indiana true freshman records with 1,137 yards (losing just 18 yards), 228 attempts, 10 scores and six 100-yard games.
- Scott averaged 94.8 rushing yards, 101.9 all-purpose yards per game and 5.0 yards per carry.
- He became the 13th Hoosier (19th time) to reach 1,000 yards and his 1,137 yards rank 14th.

- Amongst true freshmen running backs nationally, Scott finished second in rushing yardage, 100-yard games and rushes, and third in rushing touchdowns.
- The Syracuse, N.Y., native finished fourth in the Big Ten in attempts per game (19.0, 23rd nationally), tied for fourth in rushing TDs, fifth in rushing yardage (33rd) and rushing yardage per game (27th), eighth in all-purpose yardage (1,223), tied for eighth in total scores (11) and 10th in all-purpose yardage per game (101.9).
- A two-time Big Ten Freshman of the Week, Scott finished with 204 yards, three shy of Anthony Thompson's Hoosiers true freshman record (1988), on 31 carries (6.6 average) with his first-career touchdown, a 40-yarder, in a 20-16 victory over Virginia.
- IU's Offensive Newcomer of the Year was a 2016 all-state and All-Central New York selection as a back and linebacker before he was limited to three games due to injury in 2017 at Christian Brothers Academy.
- **Ronnie Walker Jr.** rushed 32 times for 141 yards (4.4) with two scores behind Scott as a true freshman.
- Walker caught a ball in the flat and raced 64 yards to paydirt for his first-career receiving touchdown against Eastern Illinois this year.
- He has 16 carries for 53 yards and eight receptions for 88 yards with the TD overall.
- The Hopewell, Va., native twice claimed all-state and all-region honors at Hopewell High School.
- True freshman **Sampson James** participated in 2019 spring practice after a distinguished career at Avon (Ind.) High School.
- The two-time all-stater was a consensus four-star prospect by ESPN, Rivals and 247Sports.
- James, who has 104 yards and two scores in 2019, both second behind Scott amongst running backs, closed out his Avon career with 3,451 yards on 573 attempts (6.0 average) with 38 rushing touchdowns and 41 total TDs.
- A 2018 Broyles Award nominee, **Mike Hart** is in his third season as Indiana's running backs coach and his second as assistant head coach.
- The University of Michigan's all-time rushing leader, Hart spent three years with the Indianapolis Colts before entering the coaching ranks in 2011.
- In his eight years as a coach (Syracuse, 2016; Western Michigan, 2014-15; Eastern Michigan, 2011-13), Hart has tutored four 1,000-yard rushers, two Mid-American Conference (MAC) Freshman of the Year and the 2014 MAC Offensive Player of the Year, Jarvion Franklin.
- Each of the Hoosiers last four featured running backs have reached the NFL - **Devine Redding** (Kansas City), **Jordan Howard** (Philadelphia), **Tevin Coleman** (Atlanta) and **Stephen Houston** (New England, Pittsburgh and Baltimore).



Stevie Scott III

THE START CHART

- Indiana returned 157 career starts from 12 players on offense and 131 career starts from 11 players on defense for a total of 288 career starts from 23 players.
- The offensive line is the team's most experienced unit with 123 career starts among seven players.
- On defense, the secondary is the most experienced unit with 121 career starts among 10 different players.
- Across both lines, IU owns 186 career starts among 14 players.

	'16	'17	'18	'19	Total
OFFENSE					
Matthew Bedford	-	-	-	5	5
Matt Bjorson	-	-	-	1	1
Harry Crider	-	-	-	9	9
Coy Cronk	13	12	11	4	40
Ty Fryfogle	-	-	3	8	11
Donavan Hale	-	2	8	2	12
Peyton Hendershot	-	-	10	9	19
Caleb Jones	-	-	-	9	9
Hunter Littlejohn	-	12	4	8	24
Mackenzie Nworah	-	6	-	2	8
Michael Penix Jr.	-	-	-	6	6
Whop Philyor	-	-	3	8	11
Peyton Ramsey	-	4	12	3	19
Stevie Scott III	-	-	11	9	20
Simon Stepaniak	2	6	12	8	28
Nick Westbrook	12	-	12	8	32

	'16	'17	'18	'19	Total
DEFENSE					
Marcelino Ball	12	3	11	8	34
Andre Brown Jr.	8 ('15)	9	12	5	34
Juwan Burgess	-	-	-	4	4
Alfred Bryant	-	-	-	3	3
Khalil Bryant	-	-	9	4	13
Demarcus Elliott	-	-	-	8	8
Gavin Everett	-	-	11	-	11
Bryant Fitzgerald	-	-	4	5	9
James Head Jr.	-	-	-	9	9
Jamar Johnson	-	-	-	1	1
Jerome Johnson	-	-	9	9	18
Reakwon Jones	-	-	10	9	19
Raheem Layne	-	1	7	5	13
Devon Matthews	-	-	-	5	5
Micah McFadden	-	-	-	8	8
James Miller	-	-	1	1	2
Tiawan Mullen	-	-	-	4	4
Allen Stallings IV	-	1	7	-	8
Jaylin Williams	-	-	-	4	4
Michael Ziemba	-	-	-	6	6

OFFENSIVE LINE

- Despite using four combinations in 2019, including three in the last three weeks, Indiana is second in the Big Ten (T-22nd nationally) allowing just 1.44 sacks per game (13 total).
- Senior captain and left tackle **Coy Cronk** suffered a season-ending lower leg injury against Connecticut.
- Cronk has started all 40 games in which he has appeared at left tackle since his arrival in 2016, when he was a 247Sports True Freshman All-American.
- The Lafayette, Ind., native is a member of the 2019 Outland Trophy and Senior Bowl Watch Lists.
- A pair of fifth-year seniors join Cronk on the Senior Bowl Watch List - right guard **Simon Stepaniak** (28 starts) and center **Hunter Littlejohn** (24 starts).
- Stepaniak has started 20 of the last 21 games, while Littlejohn has started 8-of-9 this season.
- A team captain, Stepaniak (6-4, 321) ranked 43rd on Bruce Feldman's 2019 Freaks list.
- He benches 515 pounds, his hang clean max is 410 pounds, and he has 41 reps on the 225-pound bench.
- Littlejohn (6-3, 315) is on the Rimington Trophy Watch List, awarded to the nation's top center.
- A three-time Academic All-Big Ten selection, he graduated with a healthcare management and policy degree in May 2019.
- Junior left guard **Harry Crider** (23 career games) and redshirt sophomore right tackle **Caleb Jones** (20) have

- started all nine games this year, with Crider making his first-career start at center against the Terrapins before moving back to left guard at Nebraska.
- Crider (6-4, 311) attended Columbus East High School in Columbus, Ind., while Jones (6-8, 358) was an all-state standout in 2015 and 2016 at Lawrence North High School in Indianapolis.
- True freshman **Matthew Bedford** has filled in for Cronk the last five games.
- Bedford (6-6, 307) participated in spring practice after he chose the Hoosiers over Mississippi State and South Carolina.
- **Darren Hiller** is in his third season overseeing the offensive line. A 25-year coaching veteran, Hiller has coached 20 players who have moved on to the NFL, including former Hoosiers **Wes Martin** (guard) and **Brandon Knight** (tackle).
- Martin, a fourth-round selection in the 2019 NFL Draft by Washington, joined 2016 and 2017 day two selections tackle **Jason Spriggs** (Green Bay) and guard **Dan Feeney** (Los Angeles Chargers).
- Spriggs was taken with pick No. 48 (round 2) and Feeney was selected with pick No. 71 (round 3).
- Knight signed a 2019 free-agent deal with Dallas.
- The quartet, along with **Rodger Saffold**, a 10-year veteran tackle who signed with Tennessee this offseason, gives Indiana five former O-line standouts currently on NFL

TIGHT END

- Redshirt sophomore **Peyton Hendershot** is enjoying a breakout season.
- Entering 2019 with 15 receptions for 163 yards and two touchdowns in 11 games, Hendershot owns 29 catches (3rd on the team) for 393 yards (2nd) and four TDs (T-1st) in nine starts this year.
- Hendershot shares third in scores, is seventh in yardage and is 11th in receptions on Indiana's single-season list for tight ends.
- His 43.7 yards per game rank second and his 3.2 catches are third among all Big Ten tight ends, while his four touchdowns share second (T-11th overall in the Big Ten).
- Among tight ends nationally, he is 16th in yardage and shares 17th in TDs and receptions.
- The North Salem, Ind., native nearly became the first Hoosier tight end since 1985 (Dave Lilja) and the fifth overall to reach the century mark at Maryland.
- Hendershot posted career-highs with 95 yards and six grabs, both game-highs, in the win.
- He has set or matched career-highs in catches or yardage five times, has led the team in receptions on four occasions and has led the team in yardage twice.
- Against No. 6 Ohio State, he collected 70 yards, including a career-long 49-yard score on four grabs.
- The 6-4, 255-pounder made five catches for 52 yards with a touchdown in the Eastern Illinois win a week after he caught four for 69 yards and a two-point conversion in the season-opening Ball State victory.
- Former Hoosier tight end **Ian Thomas (2016-17)** was selected with the first pick of the fourth round in the 2018 NFL Draft by Carolina.
- He made 36 receptions for 333 yards and two scores in his rookie campaign.

- **Nick Sheridan** is in his first season coaching the Indiana tight ends.
- A quarterback at the University of Michigan (2006-09), Sheridan appeared in 12 games and made four starts. His father, Bill, is the defensive coordinator/linebackers coach at Boston College



CAPTAINS

Tom Allen named left tackle **Coy Cronk**, linebacker **Reakwon Jones**, right guard **Simon Stepaniak** and wide receiver **Nick Westbrook** captains prior to the 2019 season. The program will welcome honorary captains for each home game.

- **Ball State**
Cronk, Jones, Stepaniak, Westbrook
- **Eastern Illinois**
Cronk, Jones, Stepaniak, Westbrook
Honorary Captains: Tim Clifford, Tony D'Orazio, Terry Tallen, Brent Tisdale (1979 Holiday Bowl Champion Captains)
- **Ohio State**
Cronk, Jones, Stepaniak, Westbrook
Honorary Captains: Tegray Scales (LB, 2014-17), David Anspaugh (TV & Film Director)
- **Connecticut**
Cronk, Jones, Stepaniak, Westbrook
Honorary Captains: Chris Gartner (2019 IU Hall of Famer, K), Ken Kaczmarek (2017 IU Hall of Famer, LB), Peggy Thomas (wife of 2019 IU Hall of Famer Donnie Thomas, LB)
- **Michigan State**
Cronk, Jones, Stepaniak, Westbrook
- **Rutgers**
Cronk, Jones, Stepaniak, Westbrook
Honorary Captains: Don Croftcheck (2008 IU Hall of Famer, OL/LB), Cody Latimer (New York Giants WR, 2011-13), Rhett Lewis (NFL Network - WR, 2002-05), Terry Tallen (LB, 1978-80)
- **Maryland**
Cronk, Jones, Stepaniak, Westbrook
- **Nebraska**
Cronk, Jones, Stepaniak, Westbrook
- **Northwestern**
Cronk, Jones, Stepaniak, Westbrook
Honorary Captains: Renee Buckner, Terri Johnson, Donna Taliaferro (George Taliaferro's daughters)
- **Penn State**
- Michigan
- Purdue

DEFENSE

- After three years running the defense, **Tom Allen** turned over the reins to **Kane Wommack**, who served as linebackers coach in 2018.
- Indiana is ninth nationally in pass defense (176.3, 4th Big Ten), T-13th in opponent third-down conversions (30.6, 4th), 16th nationally in defensive touchdowns (2, T-4th) and total defense (310.2, 7th), tied for 21st in fumbles recovered (8, T-3rd), 23rd in scoring defense (20.0, 6th) and opponent first downs (17.6, 6th), 32nd in pass efficiency defense (119.5, 7th) and 37th in rushing defense (133.9, 8th).
- IU has held four opponents: Eastern Illinois (52-0), Connecticut (38-3), Rutgers (35-0) and Northwestern (34-3), to three points or less this season, which marks the most since holding five opponents to three points or less in the 1945 season.
- The Hoosiers have yielded three total points in their last two Big Ten home victories, marking the second-lowest, two-game home Big Ten opponent scoring output in a single-season and lowest since they blanked Minnesota (6-0) and Michigan State (6-0) on Nov. 1 and Nov. 8, 1958.
- Indiana is one of eight teams (Wisconsin-4, Florida-3, Georgia-3, Iowa-2, Utah-2, Army-2, Florida Atlantic-2) with two shutouts in 2019.
- IU owns four shutouts since the start of the 2017 season, which share third nationally with Alabama and Iowa, one behind Wisconsin and Georgia.
- The Hoosiers have held four opponents under 200 total yards, four under 115 passing yards and five to 100-or-fewer rushing yards.
- Indiana recorded its first three-takeaway game of the year with three fumble recoveries in the Northwestern win. It marked the first time it has recovered three fumbles since its victory over Maryland on Nov. 10, 2018.
- IU has recorded at least one takeaway in 25 of the last 27 games and has 11 this season (8 fumbles, 3 INTs).
- The Hoosiers have three multi-takeaway games this year, all in the last three weeks.
- Against NU, Indiana allowed 199 total yards, 112 passing and 87 rushing yards and held the Wildcats to 3-of-14 on third downs (21.4).
- IU held Rutgers to 5-of-13 passing for one yard, the lowest output for an FBS team this season and the lowest it has yielded against a Big Ten foe since holding Minnesota to 0 on Oct. 19, 1985.
- The Hoosiers kept the Scarlet Knights to 75 total yards, the fewest allowed dating back to 1966.

- RU did not convert 11 third-down attempts, the first time on record that Indiana did not allow a third-down conversion.
- IU racked up 14 tackles for loss, its most since Nov. 12, 2016, against Penn State (16), and six sacks, its most since Nov. 11, 2017, at Illinois (8).
- **Reakwon Jones** returned a fumble 17 yards for a score, the defense's second of the year.
- Wommack's charges recorded their first shutout in a 52-0 whitewashing of Eastern Illinois.
- It was the Hoosiers first blanking since 2017 (Rutgers - Nov. 18, 2017) and its first in a home opener since beating Toledo, 27-0, on Sept. 4, 1993.
- Indiana allowed 116 total yards, 64 passing yards and 52 rushing yards.
- In the win over Connecticut, IU limited the Huskies to 145 total yards, 94 passing yards and 51 rushing yards - the fewest since 33 at Illinois on Nov. 11, 2017.
- Wommack worked with Allen as an Ole Miss graduate assistant in 2012-13, when Allen was linebackers coach under defensive coordinator Dave Wommack, Kane's father.
- At 32 years of age, Wommack is the youngest Power 5 defensive coordinator.
- He served as the University of South Alabama's defensive coordinator, the youngest in the FBS, and linebackers coach in 2016-17, after two seasons (2014-15) as defensive coordinator at Eastern Illinois University.
- Wommack engineered one of the top turnarounds in the country in 2016. The unit was the fifth-most improved nationally in scoring defense (-10.3), one spot behind the Hoosiers, and ranked in the Top 10 nationally in passing defense.
- The Hoosiers finished 2018 with 26 takeaways (T-11th nationally; T-2nd in the Big Ten), 13 fumble recoveries (T-5th; 2nd) and 13 interceptions (T-33rd; T-6th).
- During the 2016-17 campaigns, Indiana was the most improved team nationally in total defense (-169.4 ypg) and passing defense (-134.1 ypg), the sixth-most improved in third-down defense (-12.2 percent) and the ninth-most improved in points per game allowed (-12.3 ypg).
- Wommack stresses the importance of takeaways and his magic number per game is three.
- The defense reached that number four times in 2016, twice in 2017 and five times in 2018.
- Since the start of 2016 (46 games), IU has four games with four takeaways, 12 with at least three takeaways and 20 with multiple takeaways.

CAREER SUPERLATIVES - DEFENSE

10+ TACKLE GAMES

- Marcelino Ball, DB (5)**
 10 at Northwestern, 10/22/16
 10 Ohio State, 8/31/17
 10 Penn State, 10/20/18
 10 at Michigan, 11/17/18
 10 vs. Ball State, 8/31/19

- Khalil Bryant, S (1)**
 10 at Nebraska, 10/26/19

- Reakwon Jones, LB (1)**
 11 vs. Ball State, 8/31/19

- Micah McFadden, LB (1)**
 11 at Nebraska, 10/26/19

MULTI-SACK GAMES

- Jerome Johnson, DL (2)**
 1.5 Purdue, 11/24/18
 1.5 vs. Ball State, 8/31/19

- Marcelino Ball, DB (1)**
 2 Michigan State, 9/22/18

- James Head Jr., DL (1)**
 1.5 Eastern Illinois, 9/7/19

- Cam Jones (1)**
 2 Rutgers, 10/12/19

MULTI-TAKEAWAY GAMES

- Marcelino Ball, DB (1)**
 2 Maryland, 10/29/16 (FR, INT)

- Andre Brown Jr., CB (1)**
 2 Georgia Southern, 9/23/17 (FF, FR)

- Alfred Bryant, DL (1)**
 2 Maryland, 11/10/18 (FF, FR)

- Juwan Burgess, DB (1)**
 2 at Maryland, 10/19/19 (FF, FR)

- Bryant Fitzgerald, S (1)**
 2 at Minnesota, 10/26/18 (FF, INT)

- Cam Jones, DB (1)**
 2 Michigan State, 9/22/18 (FF, INT)

- Raheem Layne, CB (1)**
 2 at Minnesota, 10/26/18 (FF, FR)

- Tiawan Mullen, CB (1)**
 2 Northwestern, 11/2/19 (FF, FR)



LINEBACKER


- Fifth-year senior **Reakwon Jones** brings the most experience to the linebackers room. He has appeared in 40 games with 19-straight starts at the stinger position (weak-side LB).
- In the Rutgers win, Jones scooped up a fumble, the second of his career, and returned it 17 yards for his first-career touchdown. He added his second-career sack in the contest.
- Jones is second on the team with 41 tackles and 27 solos to go along with 1.5 TFLs, the sack and fumble recovery, two quarterback hurries and one pass breakup.
- He has led the team in stops four times, including in the season-opening win over Ball State.
- The 6-2, 233-pounder posted a game- and career-high 11 tackles, his first double-digit contest, en route to IU defensive player of the week honors.
- Jones made 36 stops, 24 solo, 4.5 for loss, one sack, one fumble recovery, two pass breakups and one QBH with a pair of 2018 team defensive POW accolades in 10 starts.
- A Lynn Haven, Fla., native, Jones saw his family's home destroyed by Hurricane Michael on Oct. 10, 2018. Through a GoFundMe page, Hoosier Nation helped raise \$16,705 and the family is now living in an apartment in Panama City, Fla.
- Sophomore **Cam Jones** has shifted over from the husky position to stinger in 2019 and has 27 tackles, 19 solos, two sacks, four for loss, one pick-6, one forced fumble, two pass PBU's and two QB hurries in eight games.
- With his forced fumble in the Northwestern win, he matched redshirt sophomore safety **Bryant Fitzgerald** for the team lead with six-career takeaways.
- Jones set a career-high with two sacks, the first two of his career, and six solos, while he matched his career-best of six total stops against RU.
- In the win over UConn, Jones picked off his second-career pass and returned it 44 yards for six points, and he opened the campaign with six tackles against BSU.
- Jones was recognized as the team's 2018 defensive newcomer of the year after he shared the team lead with two forced fumbles (T-1st among Big Ten true freshmen, T-2nd among freshmen nationally, T-7th in the Big Ten overall) in 11 games.

- The Memphis, Tenn., native totaled 20 stops, 15 solo, with one fumble recovery, one interception, one pass breakup and one QBH.
- Jones finished second on the team with four takeaways.
- In the middle, sophomore **Micah McFadden** has played in all nine games, (8 starts) and tops the team with 42 tackles, 30 solos and six for loss to go along with a half-sack, one quarterback hurry and one breakup.
- McFadden has led the team in tackles four times, including at Nebraska, where he made a career-high 11 stops and 10 solos.
- He set a career-high with a pair of TFLs at No. 25 Michigan State and added 1.5 against the Scarlet Knights.
- The 6-2, 232-pounder has registered a tackle for loss in five contests.
- McFadden posted 20 stops, 14 solo, with one for loss, one forced fumble and two QBHs in 12 games as a true freshman last campaign.
- The Tampa Plant grad tallied a program-record 211 tackles, 124 solo, 39 for loss, seven sacks, two picks and two fumble recoveries as a senior.
- **James Miller** has 21 stops, 3.5 for loss and a half-sack behind McFadden after he tallied four tackles, one TFL and his first-career forced fumble against the Cornhuskers.
- He played in three games with one start at No. 4 Michigan during his redshirt freshman campaign.
- A 2018 two-time defensive scout team player of the week and one-time special teams scout team player of the week, the Tampa native (Armwood H.S.) chose the Hoosiers over Florida State.
- **Thomas Allen** suffered a season-ending should injury at Nebraska on Oct. 26.
- He finished 2019 with 17 tackles and a half for loss, and he collected 28 stops, 20 solo, with one sack, three for loss, one INT (30 yards) and two hurries in 12 games one year ago.
- An Academic All-Big Ten selection, the redshirt sophomore is the son of head coach **Tom Allen**.
- Allen was a teammate of McFadden at Plant.

PLAYERS OF THE GAME

The Indiana coaching staff will select offensive, defensive, special teams and scout players of the game each week.

- **Ball State**
O: Hendershot, Walker Jr. D: R. Jones
ST: Justus Scout: Jontz (O), Passmore (D), Slusher (D), C. Harris (ST), Jusevitch (ST)
- **Eastern Illinois**
O: Philyor D: Head Jr. ST: Casey Scout: Ervin-Poindexter (O), Person (D), Barnes (ST)
- **Ohio State**
Scout: C. Harris (O), Robbins (D), Berry (ST), Daniels Jr. (ST)
- **Connecticut**
O: Philyor D: C. Jones ST: Mullen
Scout: C. Thomas (O), Bonhomme (D), Person (D, 2), Ray (ST)
- **Michigan State**
O: Penix Jr., Philyor D: Mullen ST: Bjorson
Scout: Katic (O), Schulz (O), Cohen (D), Cohen (ST), C. Thomas (ST)
- **Rutgers**
O: Philyor (4), Scott III D: K. Bryant, Elliott
ST: Taylor
Scout: Shayotovich (O), Boyd (D), Jusevitch (D), Barnes (ST, 2), C. Thomas (ST, 2)
- **Maryland**
O: Ramsey D: Burgess, Taylor ST: Justus (2)
Scout: Brown (O), Weaver (O), C. Love (D), Daniels Jr. (ST, 2)
- **Nebraska**
O: Fryfogle, Ramsey (2) D: K. Bryant (2)
ST: Smolar, Snyder Scout: Jontz (O, 2), C. Wilson (O), D. Thomas (D), Walker (D), Shayotovich (ST)
- **Northwestern**
O: Scott III (2) D: Elliott (2), Jerome Johnson, King, Nofogato'o'a, Stallings IV, Ziemba
ST: Whitehead Scout: Brown (O, 2), Cohen (D, 2), Berry (ST, 2), C. Wilson (ST)
- **Penn State**
- Michigan
- Purdue



Micah McFadden



Reakwon Jones

HUSKY

- **Marcelino Ball** is the team leader in career tackles (188) and solos (133). He shares the top spot with three interceptions and 13 pass breakups, and he is second in stops for loss with 14.
- The 20-year old, redshirt junior also owns 3.5 sacks, with his first of 2019 at Maryland, one forced fumble and one fumble recovery in 37 career games (34 starts).
- He opened 2019 with a career-high 10 stops (5th time) in the win over Ball State and has 34 overall (3rd on the team), 20 solo, with one sack, 1.5 TFLs, two PBUs and three quarterback hurries (T-2nd).
- Ball came in No. 9 on Bruce Feldman's 2019 Freaks list. He owns a 365-pound power clean, a 405-pound bench press max, has topped out at 22.74 miles per hour and recorded a 4.41 electronically timed 40.
- After he suffered a season-ending injury, which resulted in a medical redshirt, in the third game of 2017, he returned in a big way last year.
- Ball posted 59 tackles (3rd on the team), 40 solo (2nd), 7.5 for loss (1st), 2.5 sacks (3rd), one INT (T-2nd), one forced fumble (T-3rd), three PBUs (T-2nd) and one quarterback hurry.

- The Roswell, Ga., native earned 2016 freshman All-America honors when he led all Big Ten freshmen in stops and finished sixth overall, first among B1G true freshmen and third among true freshmen nationally with 60 solos.
- The two-time honorable-mention All-Big Ten recipient is the younger brother of Marcus, a former NFL defensive back who played at the University of Memphis (2009-10), Reggie, Jr., a quarterback at Georgia Tech University (2003-06) and Raeshon, a defensive back at the University of Tennessee at Chattanooga (2006-08).
- After a career-high two-TFL, one-sack effort against the Terrapins, **Jamar Johnson** added a strip-sack, which IU converted into a touchdown in the win at Nebraska.
- Johnson has three sacks, 4.5 tackles for loss (4th on the team), 20 tackles, 15 solo, the forced fumble, one breakup and one QBH in nine games (1 start).
- The sophomore carded career-highs with six stops and five solos in the win over UConn, and he recorded his first-career sack in the season opener.
- A Sarasota, Fla., native, Johnson played in 10 games at safety in 2018 and picked off his first-career pass in the win at Rutgers.

CORNERBACK

- **Brandon Shelby** believes this year's cornerbacks unit is his deepest in his nine seasons with the Hoosiers.
- Fifth-year senior **Andre Brown Jr.** (34 starts, 41 games), junior **Raheem Layne** (13, 33) and sophomore **Jaylin Williams** (4, 21) have combined for 51 starts and played in 92 games.
- The trio welcomed back sophomore **Reese Taylor**, who started 2018 at corner as a true freshman before moving to the offense in week two, and true freshman **Tiawan Mullen** out of Coconut Creek High School in Fort Lauderdale, Fla.
- Mullen, who has started the last four games and played in all nine, leads IU with seven pass breakups, highlighted by a team season-high four at No. 25 Michigan State.
- Last time out, he forced the first fumble of his career and recovered the first fumble of his career in the Northwestern win. The takeaways led to 14 points.
- Mullen shares 10th in the Big Ten with 0.8 passes defended per game. He has allowed just for receptions for 31 yards on 18 targets (PFF College).
- A Rivals four-star prospect, Mullen played in the 2019 All-American Bowl after he picked off 14 career passes and returned three for scores.
- His brother, Trayvon, played cornerback at Clemson University (2016-18) and is a member of the Oakland Raiders, and his cousin, Lamar Jackson, played at Louisville (2015-17) and is currently the Baltimore Ravens starting quarterback.
- Taylor recorded the first interception of his career with 1:00 left to seal Indiana's 34-28 win at Maryland.
- Brown, who graduated with a human resources management degree in May 2019, and is currently enrolled in the public affairs master of public administration program, has 15 tackles, one for loss, and two breakups in nine games (5 starts) this year.
- He started all 12 games in 2018 and registered 29 stops, 24 solo, with two for loss and a team-high six PBUs.
- The Decatur, Ga., native owns 112 career tackles, 86 solo, six for loss, with 13 pass breakups, two fumble recoveries, one forced fumble and one touchdown.
- Layne, a Deland, Fla., product leads the corners with 23 stops and 21 solos with one for loss and two breakups in nine games (5 starts) this season.
- He shared fourth on the team with 39 tackles, 31 solo (4th), with a half-TFL, three PBUs (T-2nd), one fumble recovery and one forced fumble one year ago.
- The team's 2017 defensive newcomer of the year twice earned IU's 2018 defensive POW accolades.

- Williams, who picked off the Hoosiers first pass of the year in the season-opening Ball State win, also has 11 stops and three breakups.
- He has started the last four games alongside Mullen and appeared in nine overall.
- The Memphis, Tenn., native made 22 tackles, 19 solo, one sack, one INT and two pass breakups as a true freshman last season.
- In 2018, Taylor posted 27 receptions for 166 yards, 15 rushes for 83 yards (5.5 average), three kick returns for 66 yards, seven tackles and was the team's back-up quarterback, the position where he earned Indiana's 2017 Mr. Football honors. He led Indianapolis Ben Davis High School to the 2017 state championship.
- The two-time all-stater broke the Ben Davis career marks with 7,631 passing yards and 79 passing scores on 568-of-828 (68.6 percent) and rushed for 2,077 yards on 374 attempts (5.5 average) with 45 touchdowns.



Tiawan Mullen

IU GAME-BY-GAME LEADERS

vs. Ball State (W, 34-24)

- Passing* - Penix Jr. (326 yards, 1 TD)
- Rushing* - Penix Jr. (66 yards)
- Receiving* - Westbrook (103 yards, 1 TD)
- Tackles* - R. Jones (11)

Eastern Illinois (W, 52-0)

- Passing* - Ramsey (226 yards, 2 TDs)
- Rushing* - Scott III (61 yards, 1 TD)
- Receiving* - Hale (110 yards, 1 TD)
- Tackles* - K. Bryant, Elliott, Head, R. Jones (4)

No. 6 Ohio State (L, 10-51)

- Passing* - Ramsey (162 yards)
- Rushing* - James, Ramsey (14 yards)
- Receiving* - Hendershot (70 yards, 1 TD)
- Tackles* - Burgess, Elliott, Layne, McFadden, Miller, Williams, Ziemba (4)

Connecticut (W, 38-3)

- Passing* - Ramsey (247 yards, 3 TDs)
- Rushing* - Scott III (97 yards, 1 TD)
- Receiving* - Fryfogle, Philyor (47 yards)
- Tackles* - Jamar Johnson, R. Jones (6)

No. 25 Michigan State (L, 31-40)

- Passing* - Penix Jr. (286 yards, 3 TDs)
- Rushing* - Scott III (66 yards)
- Receiving* - Philyor (142 yards, 2 TDs)
- Tackles* - Elliott, R. Jones (5)

Rutgers (W, 35-0)

- Passing* - Penix Jr. (282 yards, 3 TDs)
- Rushing* - Scott III (164 yards)
- Receiving* - Philyor (182 yards)
- Tackles* - Cam Jones (6)

at Maryland (W, 34-28)

- Passing* - Ramsey (193 yards, 1 TD)
- Rushing* - Scott III (108 yards, 2 TDs)
- Receiving* - Hendershot (95 yards)
- Tackles* - Ball, K. Bryant, McFadden (5)

at Nebraska (W, 38-31)

- Passing* - Ramsey (351 yards, 2 TDs)
- Rushing* - Scott III (68 yards, 1 TD)
- Receiving* - Philyor (178 yards)
- Tackles* - McFadden (11)

Northwestern (W, 34-3)

- Passing* - Penix Jr. (162 yards)
- Rushing* - Scott III (116 yards, 2 TDs)
- Receiving* - Philyor (76 yards)
- Tackles* - Ball (5)

SAFETY

- Senior **Khalil Bryant** has started the last four games at free safety. He posted career-highs with 10 tackles and seven solos, with one for loss, in the win at Nebraska.
- Bryant is fourth on the team with 31 stops, 18 solo, with the TFL and his first-career fumble recovery, which he recorded vs. No. 6 Ohio State, in nine games.
- The Jacksonville, Fla., native started nine times last year and totaled 38 tackles, 25 solo, with his first-career forced fumble and interception.
- **Bryant Fitzgerald** topped the team with three picks (T-8th in the Big Ten), two forced fumbles (tied, T-7th in the Big Ten) and six takeaways as a redshirt freshman in 2018.
- The Indianapolis product out of Avon High School shared first in the Big Ten among freshmen in INTs (T-7th nationally) and forced fumbles (T-4th nationally), and he added one fumble recovery, 31 stops, 24 solo and two for loss in 12 games (3 starts).
- Fitzgerald has 18 tackles, 15 solo, one for loss, with three pass breakups and one quarterback hurry in nine games (5 starts) this season.
- His six-career takeaways share the team lead with sophomore linebacker **Cam Jones**.

- Redshirt sophomore **Juwan Burgess** and sophomore **Devon "Monster" Matthews** handle strong safety duties.
- A starter the last four games, Burgess forced and recovered a fumble with 3:42 to play to help preserve the Maryland win, and he recovered his second fumble in as many weeks in the victory at Nebraska.
- The Tampa Plant graduate forced his first-career fumble against the Buckeyes and has 19 tackles, 15 solo, two for loss, a team-high two forced fumbles (T-8th in the Big Ten, T-35th nationally) and a team-best two recoveries in nine games this season.
- A year ago, Burgess tallied 25 stops, 13 solo, with two for loss, one fumble recovery and one pass breakup in 12 games.
- Matthews posted career-highs in his first-career start vs. Ball State in the season opener with nine tackles and six solos, and has 26 stops, 18 solo, in nine games (5 starts).
- He made 20 tackles, 13 solo, with one for loss, one pick, one fumble recovery and one PBU in 10 games as a true freshman.
- The Jacksonville, Fla., native earned the nickname "Monster" as an 8-year old defensive end when he knocked a quarterback's helmet off on a sack.

DEFENSIVE LINE

- Senior end **Allen Stallings IV** and redshirt junior tackle **Jerome Johnson** lead the D-line.
- Stallings owns 65 tackles, 42 solo, a team-high nine sacks and 15.5 tackles for loss, in addition to a pair of forced fumbles and a 68-yard fumble return, which he delivered in the win at Nebraska, in his career.
- The Maywood, Ill., native tops the team with four sacks and has 16 stops, four for loss, with one forced fumble and the recovery this year (9 games).
- Stallings paced the D-Line in TFLs (2nd on the team) with six and shared the top spot with three quarterback hurries (T-1st) in 2018.
- He added a pair of sacks, 24 tackles and the forced fumble in 11 games.
- Johnson, IU's 2018 Outstanding Lineman, has 72 stops, 6.5 sacks, 12 for loss, one forced fumble and one fumble recovery in his career.
- He ended 2018 with 1.5 sacks against Purdue, matched that total in the season-opening win vs. Ball State, and he equaled his career-best five tackles.
- Johnson added a half-sack against Connecticut and has two overall to go along with 19 stops, three for loss.
- A year ago, the Bassfield, Miss., native headed the team with 3.5 sacks and was third with 5.5 for loss.
- Johnson also topped the line with 32 tackles and 21 solos to go along with the forced fumble, the fumble recovery and one QBH.
- Joining Johnson in the interior is sophomore **Demarcus Elliott** (6-3, 328).
- Elliott played in 10 games and made 19 stops, 4.5 for loss, with one sack at Garden City Community College (Kan.) one season ago.
- In 2019, he fronts the D-line in stops with 27 (T-5th on the team), solos with 23 (3rd), TFLs with five (T-2nd) and forced fumbles with one (T-2nd) in eight starts (9 games).
- Elliott's three sacks share second on the Hoosiers behind Stallings.
- He posted a career-high three tackles for loss with one sack and the forced fumble, which was recovered for a score in the Rutgers win.
- Elliott tallied five stops at No. 25 Michigan State and added a pair of four-tackle and one-sack games against No. 6 Ohio State and UConn.
- He has paced Indiana in stops on three occasions and has five games with at least four.
- Sophomore **James Head Jr.** has started all nine games at end in 2019, and he has three TFLs to go along with 1.5 sacks, 16 tackles and a team-high five QBHs.

- He twice has secured four stops - in the Eastern Illinois win (1.5 sacks) and against MSU.
- The Miami native made 17 tackles in 11 games last year after a sterling career at Southridge High School.
- Head finished his career with 250 stops, 47 for loss and 45 sacks.
- Junior end **Michael Ziemba** is tied for second on the team with five TFLs and has tallied 25 tackles, second on the line, with a career-high five against Rutgers.
- The Sanford, Fla., native has played in 22 games and has made his first starts over the last six.
- He recovered the first fumble of his career and added a stop for loss last time out in the Northwestern win.
- Ziemba, who has a tackle for loss in five games this campaign, posted four stops, 1.5 for loss and two hurries against the Buckeyes.



INDIANA'S RECORD WHEN...

Overall	7-2
Big Ten.....	4-2
Home	4-1
Road	2-1
Neutral	1-0
August	1-0
September.....	2-2
October.....	3-0
November.....	1-0
Noon Start.....	3-1
3:30 p.m. Start.....	3-1
7 p.m. Start.....	1-0
Scoring First	5-1
Opponents Score First.....	2-1
Scoring 30 Points or More	7-1
Scoring Fewer than 30 Points.....	0-1
Leading at the Half.....	6-0
Trailing at the Half	1-2
Tied at the Half.....	0-0
Leading after Three Quarters.....	7-0
Trailing after Three Quarters.....	0-2
Outrushing the Opponent.....	6-0
Outpassing the Opponent	7-0
Rushing 30 or More Times	7-1
Rushing 40 or More Times	2-0
Rushing 50 or More Times.....	1-0
Passing 30 or More Times.....	5-2
Passing 40 or More Times.....	4-1
Leading in Time of Possession.....	6-2
Trailing in Time of Possession.....	1-0
Winning in Turnover Margin	3-0
Losing in Turnover Margin	3-1
Tied in Turnover Margin	1-1
With a 100-Yard Rusher.....	3-0
With a 150-Yard Rusher.....	1-0
With a 300-Yard Passer	2-0
With a 350-Yard Passer	1-0
With a 100-Yard Receiver.....	4-1
With a 150-Yard Receiver	2-0
With a 175-Yard Receiver	2-0
With an Opposing 100-Yard Rusher.....	1-1
With an Opposing 300-Yard Passer	0-1
With an Opposing 100-Yard Receiver.....	0-1
Winning the Coin Toss	2-0
Losing the Coin Toss	5-2
Electing to Receive.....	0-0
Electing to Defer	2-0
Receiving the Ball First	5-1
Opponent Receiving Ball First.....	3-1
On ABC.....	0-0
On BTN	5-1
On CBSSN	1-0
On FOX.....	0-1
On FS1.....	1-0

SPECIALISTS

- A Lou Groza Award semifinalist for the second-straight season, fifth-year senior **Logan Justus** is one of just five kickers to hit all of his field goal attempts in 2019.
- The left-footer is one of three 2019 kickers named a Groza semifinalist multiple times.
- Indiana's all-time field goal percentage leader is perfect in 12 attempts and has made 34 of his 35 extra point tries (97.1 percent).
- Justus, whose 12-straight makes are second in program history (Austin Starr - 15 in 2007), has connected on 19 of his last 20, is third in the Big Ten in field goals made (T-36th nationally) and is tied for fifth in scoring (7.8).
- He sits 27-of-30 in his career (90.0) and 66-of-68 on PATs (97.1), good for 147 career points.
- His 27 field goals and 66 extra points are ninth on the program's all-time list.
- A 2019 Burlsworth Trophy nominee, Justus opened his second season as the Hoosiers kicker with perhaps his career-best performance, as he matched a program record with a career-high and 2019 Big Ten-high (tied) four field goals, in four attempts.
- Three times he bested his career-long with 48-, 49- and 50-yarders en route to his second-career Big Ten Special Teams Player of the Week honor and his second-career Lou Groza Award Star of the Week recognition.
- Justus became the 11th Hoosier (22nd time) to record a 50-yarder, and he collected his second game with at least three field goals.
- He added his seventh- and eighth-career multi-FG contests with a pair in the victories at Maryland and against Northwestern.
- The McCordsville, Ind., native finished the 2018 campaign 15-of-18 on field goals (83.3) and 32-of-33 on PATs. His 15 makes share eighth in school history.
- A second-team All-Big Ten honoree, Justus ranked second in the conference in percentage (T-19th nationally) and was named IU's Most Outstanding Specialist of the Year.
- Justus hit the game-winner from 42 yards out with 2:32 remaining to lift IU to a 34-32 win over Maryland.
- He finished the game a perfect 6-of-6 (2 FGs, 4 PATs) en route to Big Ten Special Teams Player of the Week and Lou Groza Star of the Week accolades.
- Upon the conclusion of the 2018 campaign, the former walk-on was placed on scholarship.

- Three-time Ray Guy Award candidate (2017-19) **Haydon Whitehead** has landed an FBS-high 36.1 percent (13-of-36) of his punts inside the 10-yard line in 2019.
- The fifth-year senior is averaging a career-high 41.9 yards with 17 inside the 20 (47.2 percent), the 13 inside the 10 and three inside the 5 (7.2), to go along with a career-best six 50-plus yarders, including a career-long 65-yarder.
- Whitehead has dropped at least three punts inside the 20 in four-straight games, including a season-high four in the Northwestern win.
- Thirteen of his last 17 punts (76.5) have been downed inside the 20 with eight of those inside the 10 (47.1) and three of those inside the 5 (17.7).
- Only two of Whitehead's 36 punts have resulted in a touchback, 17 have resulted in a fair catch (47.2) and just five have been returned (13.9).
- In the season-opening win vs. Ball State, he averaged 51.7 yards on three punts, including a 63-yarder, and had two inside the 10-yard line en route to being named one of the Ray Guy Award's Ray's 8.
- Whitehead holds a 40.7 career average with 15 50-yarders in addition to 68 punts inside the 20-yard line (39.5), 34 inside the 10 (19.8) and 13 inside the 5 (7.5).
- The Melbourne, Australia, native kicked in his first American football game ever in the 2017 season opener, and he went on to earn honorable-mention All-Big Ten (coaches and media).
- Whitehead, who punts left-footed but is able to kick right-footed if necessary, enrolled in 2017 spring classes and participated in practice.
- The 24-year old played Australian Rules Football for 15 years. He made his first trip to the United States when he took his official visit to IU in December 2016.
- Whitehead trained under Nathan Chapman and John Smith at Prokick Australia in Melbourne.
- Prokick has produced five of the past six Ray Guy winners (2013-17), including all three finalists in 2016 and two of the three in 2017 and 2018.
- With the graduation of former long snapper **Dan Godsil (2015-18)**, the Hoosiers have turned to true freshman long snapper **Sean Wracher**.
- The Akron, Ohio, native was a Kohl'sKicking.com five-star prospect and ranked the No. 1 long snapper nationally by Kornblue Kicking.



Logan Justus



Haydon Whitehead

TRUE FRESHMAN TRACKER

Indiana has played 13 true freshmen in 2019. **Tom Allen** played 13 true freshmen in 2018 and 12 true freshmen in 2017. Below is a list of the true freshmen who have played this season and how many games each has played:

Pos.	Name	Games
LB	D.K. Bonhomme	8
TE	Gary Cooper	2
WR/KR	David Ellis	9
RB	Sampson James	9
CB	Tiawan Mullen	9
LS	Sean Wracher	9
OL	Matthew Bedford	6
DL	Sio Nofoagatoto'a	6
DT	C.J. Person	2
S	Josh Sanguinetti	2
DL	Beau Robbins	1
CB	Larry Tracy III	1
LB	Cameron Williams	1

BIG TEN STANDINGS

EAST	Big Ten	Pct.	Overall	Pct.
Ohio State	6-0	1.000	9-0	1.000
Penn State	5-1	.833	8-1	.889
Indiana	4-2	.667	7-2	.778
Michigan	4-2	.667	7-2	.778
Michigan State	2-4	.333	4-5	.444
Maryland	1-6	.143	3-7	.300
Rutgers	0-6	.000	2-7	.222

WEST	Big Ten	Pct.	Overall	Pct.
Minnesota	6-0	1.000	9-0	1.000
Wisconsin	4-2	.667	7-2	.778
Illinois	4-3	.571	6-4	.600
Iowa	3-3	.500	6-3	.667
Purdue	3-4	.429	4-6	.400
Nebraska	2-4	.333	4-5	.444
Northwestern	0-7	.000	1-8	.111

AROUND THE BIG TEN - WEEK 12
Saturday, Nov. 16 (All Times ET)

Indiana at Penn State, Noon, ABC
Michigan State at Michigan, Noon, FOX
Wisconsin at Nebraska, Noon, BTN
UMass at Northwestern, Noon, BTN
Ohio State at Rutgers, 3:30 pm, BTN
Minnesota at Iowa, 4 pm, FOX

Bye Week: Illinois, Maryland, Purdue

AROUND THE BIG TEN - WEEK 11
Saturday, Nov. 9 (All Times ET)

Penn State 26 at Minnesota 31
Maryland 14 at Ohio State 73
Purdue 24 at Northwestern 22
Illinois 37 at Michigan State 34
Iowa 22 at Wisconsin 24

Bye Week: **Indiana**, Michigan, Nebraska, Rutgers

OFFENSE

LT
76 Matthew Bedford, 6-6, 307, Fr./Fr.
66 Aidan Rafferty, 6-6, 316, So./Fr.

LG
57 Harry Crider, 6-4, 311, Jr./Jr.
78 Britt Beery, 6-6, 313, Jr./So.

C
68 Hunter Littlejohn, 6-3, 315, Sr./5th
79 Charlie O'Connor, 6-2, 308, So./Fr.

RG
72 Simon Stepaniak, 6-4, 321, Sr./5th
51 Mackenzie Nworah, 6-4, 316, Sr./Jr.

RT
77 Caleb Jones, 6-8, 358, Jr./So.
52 DaVondre Love, 6-7, 292, Sr./5th

WR
15 Nick Westbrook, 6-3, 219, Sr./5th
13 Miles Marshall, 6-4, 210, So./Fr.

WR
1 Whop Philyor, 5-11, 178, Jr./Jr.
10 David Ellis, 6-0, 207, Fr./Fr.

WR
6 Donavan Hale, 6-4, 218, Sr./5th
3 Ty Fryfogle, 6-2, 204, Jr./Jr.

QB
12 Peyton Ramsey, 6-2, 216, Sr./Jr.
14 Jack Tuttle, 6-4, 210, So./Fr.

RB
8 Stevie Scott III, 6-2, 231, So./So.
23 Ronnie Walker Jr., 5-11, 211, So./So.
24 Sampson James, Fr., 6-1, 220, Fr./Fr.

TE
86 Peyton Hendershot, 6-4, 255, Jr./So.
89 Matt Bjorson, 6-3, 249, So./So.
84 Turon Ivy Jr., 6-5, 257, So./Fr.

DEFENSE

DE
6 James Head Jr., 6-5, 259, So./So.
92 Alfred Bryant, 6-2, 258, Jr./So.
69 Gavin Everett, 6-3, 265, Sr./5th

DT
98 Jerome Johnson, 6-3, 294, Sr./Jr.
96 Shamar Jones, 6-1, 278, So./Fr.
18 Jonathan King, 6-3, 276, So./Fr.

DT
94 Demarcus Elliott, 6-3, 328, So./So.
50 Sio Nofoagatoto'a, 6-4, 327, Fr./Fr.

DE
87 Michael Ziemba, 6-3, 256, Jr./Jr.
99 Allen Stallings IV, 6-2, 246, Sr./Sr.
97 Tamar Reece, 6-4, 257, Jr./So.

LB
47 Micah McFadden, 6-2, 232, So./So.
8 James Miller, 6-2, 226, So./Fr.

LB
7 Reakwon Jones, 6-2, 233, Sr./5th
4 Cam Jones, 6-3, 224, So./So.

HUSKY
9 Marcelino Ball, 6-0, 223, Sr./Jr.
22 Jamar Johnson, 6-1, 198, So./So.

CB
3 Tiawan Mullen, 5-10, 175, Fr./Fr.
14 Andre Brown Jr., 6-0, 202, Sr./5th
2 Reese Taylor, 5-11, 183, So./So.

S
5 Juwan Burgess, 6-1, 196, Jr./So.
-or-
27 Devon Matthews, 6-2, 200, So./So.

S
29 Khalil Bryant, 5-10, 205, Sr./Sr.
31 Bryant Fitzgerald, 6-0, 213, Jr./So.

CB
23 Jaylin Williams, 6-0, 179, So./So.
17 Raheem Layne, 6-1, 198, Jr./Jr.

SPECIAL TEAMS

PK
82 Logan Justus, 5-11, 182, Sr./5th
93 Charles Campbell, 5-9, 173, So./Fr.

KO
99 Nathanael Snyder, 6-1, 204, Sr./Jr.
90 Jared Smolar, 5-11, 202, Sr./Jr.

P
94 Haydon Whitehead, 6-2, 215, Sr./5th
92 Chase Wyatt, 5-11, 189, So./Fr.

LS
95 Sean Wracher, 6-4, 223, Fr./Fr.
60 Jacob Limbach, 6-1, 212, Sr./Jr.

H
94 Haydon Whitehead, 6-2, 215, Sr./5th
99 Nathanael Snyder, 6-1, 204, Sr./Jr.

KR
10 David Ellis, 6-0, 207, Fr./Fr.
9 Marcelino Ball, 6-0, 223, Sr./Jr.

PR
1 Whop Philyor, 5-11, 178, Jr./Jr.
9 Marcelino Ball, 6-0, 223, Sr./Jr.

PRONUNCIATION GUIDE

Matt Bjorson b-YOR-sun
D.K. Bonhomme..... Bahn-um
Khalil Bryant..... CUH-leeel
Ty Fryfogle..... Fry-FOE-gull
Reakwon Jones..... RAY-kwon
Shamar Jones..... shuh-mar
Jordan Jusevitch..... jus-a-vitch
Mike Katic..... Kay-dick
Raheem Layne..... ra-HEEM
Ahrod Lloyd..... Uh-rod
Nick Marozas..... ma-row-zis

Devon Matthews..... duh-von
Tiawan Mullen..... Tie-juan
Sio Nofoagatoto'a..... See-oh Nofo-onga--tuh-toe-a
Mackenzie Nworah..... WORE-a
Michael Penix Jr..... PEN-icks
Whop Philyor..... PHIL-yer
Aidan Rafferty..... A-den raf-ur-tee
Tamar Reece..... TRAY-mar
Josh Sanguinetti..... Sane-gwah-net-ee
Luke Shayotovich..... Shay-odd-uh-vitch
Jared Smolar..... SMOW-lar

Simon Stepaniak..... Step-uh-nack
Haydon Whitehead..... Hayden
Sean Wracher..... Rather
Michael Ziemba..... ZEE-embra

COACHES

Kalen DeBoer..... duh-BOR
William Inge..... rhymes with bing
Kane Wommack..... wawm-ICK



PERSONAL

Birthdate: March 14, 1970
 Hometown: New Castle, Ind.
 Family: Wife - Tracy; Daughters - Hannah (22) & Brittney (18); Son - Thomas (20)
 High School: New Castle
 College: Maranatha Baptist University, '92; Indiana '02

COACHING EXPERIENCE

Temple Heights H.S. (Fla.)
 1992-94: Head Coach
Armwood H.S. (Fla.)
 1995-96: Defensive Coordinator
Marion H.S. (Ind.)
 1997: Defensive Coordinator
Ben Davis H.S. (Ind.)
 1998-2003: Defensive Coordinator
 2004-06: Head Coach
Wabash College (11-2)
 2007: Special Teams Coordinator/
 Secondary
Lambuth (20-5)
 2008-09: Assistant Head Coach/
 Defensive Coordinator/Linebackers
Drake (8-4)
 2010: Defensive Coordinator/
 Linebackers
Arkansas State (10-3)
 2011: Assistant Head Coach
Mississippi (24-15)
 2012-14: Linebackers/
 Special Teams Coordinator
South Florida (8-5)
 2015: Defensive Coordinator
Indiana (17-17)
 2016: Associate Head Coach/
 Defense
 2016-: Head Coach

BOWL EXPERIENCE

2012 GoDaddy.com.... Arkansas St.
 2013 BBVA Compass... Mississippi
 2013 Music City..... Mississippi
 2014 Peach..... Mississippi
 2015 Miami Beach.... South Florida
 2016 Foster Farms.....Indiana

- Tom Allen was named Indiana University's 29th head football coach on Dec. 1, 2016. He made his head coaching debut in the 2016 Foster Farms Bowl.
- The New Castle, Ind., native joined the IU staff as associate head coach/defense on Jan. 15, 2016, and continued to oversee the defense in 2017 and 2018.
- In his two seasons as head coach, 21 Hoosiers have earned All-Big Ten honors. A school-record 13 collected 2017 all-conference accolades, including six defenders, which matched 2016's program mark.
- Fifteen Indiana players have been drafted or invited to NFL camps over the past two seasons, including a school-record 11 in 2018. Eight worked out at the 2018 and 2019 NFL Combines, highlighted by a program-record five in 2018.
- Right guard Wes Martin (4th round, Washington, 2019), tight end Ian Thomas (4th round, Carolina, 2018) and linebacker Chris Covington (6th round, Dallas, 2018) were selected in the NFL Draft.
- Wide receiver Simmie Cobbs Jr. (Saints), kicker Griffin Oakes and linebacker Tegray Scales (Steelers) garnered 2017 first-team all-league honors. Oakes was named the Bakken-Andersen Kicker of the Year.
- A school-record 29 Hoosiers secured 2018 Academic All-Big Ten recognition to push Allen's two-year mark to 47.
- Achieved unparalleled recruiting success. IU's 2019 signing class is the highest rated in program history, besting the previous top-ranked class of 2018, and includes a record five four-star prospects.
- Defenses have reached heights not seen in a generation in Bloomington. Allen's charges finished 2018 with 26 takeaways (T-11th nationally; T-2nd in the Big Ten), 13 fumble recoveries (T-5th; 2nd) and 13 interceptions (T-33rd; T-6th)
- During the 2016-17 campaigns, the Hoosiers were the most improved team nationally in total defense (-169.4 ypg) and passing defense (-134.1 ypg), the sixth-most improved in third-down defense (-12.2 percent) and the ninth-most improved in points per game allowed (-12.3 ypg).
- Indiana finished ninth nationally in third-down defense (29.9 percent – best program mark since 1992; 3rd in the Big Ten), 17th in passing defense (179.7 ypg – best program mark since 1995; 4th in the Big Ten) and 26th in total defense (340.1 ypg – best program mark since 1995) in 2017.
- IU ranked in the top six in the Big Ten in both total offense (6th) and total defense (6th) for the first time since 1991.
- Engineered one of the top defensive turnarounds in the country in 2016. The Hoosiers improved in every major statistical category against a schedule featuring four Top-10 opponents, a program first.
- Indiana held its opponents to 380.1 total yards, down 129.4 yards from 2015, the largest improvement in the country; limited its foes to 94.1 fewer passing yards, also first nationally; 10.4 fewer points, which ranked fourth nationally; and gave up 25 fewer touchdowns than in 2015.
- A nominee for the 2016 Broyles Award, Allen led the program's first All-American at linebacker since 1987, Scales (SI.com second-teamer).
- Allen has strong ties to the Hoosier state as he served as head coach at Ben Davis High School (2004-06), defensive coordinator at Ben Davis (1998-03) and Marion High School (1997), and earned his master's degree from IU (2002).
- Over the past 24-plus seasons, the teams for which Allen has been a member of the coaching staff have posted a combined record of 239-85 (.738).
- A 27-year coaching veteran, Allen was the defensive coordinator at the University of South Florida in 2015.
- South Florida posted an 8-5 record and earned a trip to the Miami Beach Bowl. Allen mentored three all-conference selections and the American Athletic Conference's top scoring defense (19.6 ppg in league play).
- In his lone season in Tampa, USF tied for 13th nationally in tackles for loss (7.5 per game), tied for 14th in interceptions (17), tied for 24th in takeaways (25), tied for 26th in sacks (2.62 per game), 31st in rushing defense (141.4 ypg), 34th in passing efficiency defense (118.76) and 35th in scoring defense (22.9 ppg).
- Spent the 2012-14 campaigns as linebackers coach and special teams coordinator at Ole Miss, where he coached All-SEC linebackers Serderius Bryant and Denzel Nkemdiche.
- The Rebels closed out 2014 with a 9-3 record and ranked No. 9 after they met No. 6 TCU in the Chick-fil-A Peach Bowl. Ole Miss spent nine weeks in the Associated Press Top 10 with a high-water mark of No. 3.
- Additionally, the Rebels led the nation in scoring defense (13.8 ppg) and allowed a national-low 18 touchdowns.
- Ole Miss topped the SEC in five categories and ranked in the Top 20 nationally in 11, including 10th in red zone defense, 11th in tackles for loss (7.5 per game), 12th in takeaways (28), 13th in total defense (321.2 ypg) and 13th in defensive touchdowns scored (4).
- Worked with defensive coordinator Dave Wommack to help guide a huge improvement in the Rebels defense, which ranked last in the SEC in total defense before their arrival in 2011. Under their stewardship, Ole Miss consistently ranked among the top teams in the SEC and nationally in tackles for loss and sacks.
- Nkemdiche earned Freshman All-America honors and second-team All-SEC after he led the Rebels in tackles (82), TFLs (13.0), forced fumbles (4) and interceptions (3) in 2012.
- As assistant head coach at Arkansas State University (2011), the Red Wolves led the Sun Belt and ranked in the Top 25 nationally in total (331.46 ypg) and scoring defense (20.77 ppg). ASU also finished eighth nationally in tackles for loss (7.62 per game) and 15th in sacks (2.69 per game). York Jets.
- Allen earned his bachelor's degree from Maranatha Baptist University (Wis.) in 1992. Tom and his wife, Tracy, have three children, Hannah (22), Thomas (20) and Brittney (18). Thomas is a redshirt sophomore linebacker with the Hoosiers.

EXPERIENCE & SUCCESS

Indiana head coach **Tom Allen's** staff has 171 combined years of college coaching experience, an average of 15.6 years per coach. In total, the group has coached in 60 postseason games, including six BCS/New Year's Six bowls.



KALEN DEBOER (PB)
Associate Head Coach/OC/QB
1st Year at Indiana

- A three-time national champion head coach at the University of Sioux Falls (2006, 2008, 2009) and veteran play-caller of 19 years, DeBoer came to Bloomington after stints as offensive coordinator and quarterbacks coach at Fresno State University (2017-18) and Eastern Michigan University (2014-16).



MARK HAGEN (F)
Co-Defensive Coordinator/DL
4th Year at Indiana

- Worked at IU in 2011 and 2012 before he moved on to Texas A&M, where he spent three seasons (2013-15). A Carmel, Ind., native, Hagen was a four-year letterwinner (1987, 89-91), two-time second team All-Big Ten selection, three-time Academic All-Big Ten winner and a captain at linebacker for the Hoosiers.



MIKE HART (F)
Assistant HC/RB
3rd Year at Indiana

- The University of Michigan's all-time rushing leader, Hart spent three years with the Indianapolis Colts before entering the coaching ranks in 2011. In his eight years as a coach, Hart has tutored four 1,000-yard rushers, two Mid-American Conference Freshman of the Year winners and the 2014 MAC Offensive Player of the Year.



GRANT HEARD (F)
Passing Game Coordinator/WR
3rd Year at Indiana

- Coached wide receivers at Ole Miss from 2012-16 and has worked with Tom Allen at Ole Miss, Arkansas State and Lambuth. Heard mentored 2015 Biletnikoff Award finalist Laquon Treadwell, the program's first Biletnikoff finalist. He caught 82 passes (2nd in SEC) for an SEC-leading 1,153 yards and 11 TDs.



DARREN HILLER (F)
Run Game Coordinator/OL
3rd Year at Indiana

- A 25-year coaching veteran, Hiller has coached 20 players who went on to the NFL, including Wes Martin, a 2019 fourth-round pick by Washington, and Brandon Knight, a 2019 rookie free-agent signing by Dallas. He spent 2016

as co-offensive coordinator, run game coordinator and offensive line coach at the University of South Florida.



WILLIAM INGE (F)
Special Teams Coordinator
7th Year at Indiana

- In his second year as special teams coordinator after five as linebackers coach, where he mentored 2018 NFLers Chris Covington and Tegray Scales. He has 18 years of experience, with stints as linebackers coach at Cincinnati and San Diego State. Inge was named one of the B1G's Top 10 recruiters by Rivals (2014).



BRANDON SHELBY (F)
Cornerbacks
9th Year at Indiana

- Rashard Fant (2014-17), a 2018 free-agent signing of the Chicago Bears, closed his career as the program's all-time leader in both passes defended (58) and pass breakups (53). Three times in Shelby's eight seasons a Hoosier Ten is passes defended and PBU's has paced the Big Ten (2013, 2015, 2016).



NICK SHERIDAN (PB)
Tight Ends
3rd Year at Indiana

- Moves over to the tight ends after coaching the quarterbacks his first two seasons in Bloomington. Sheridan was named one of the nation's Top 30 coaches under 30 years of age by 247Sports in 2017. A quarterback at the University of Michigan, he appeared in 12 career games and made four starts.



KASEY TEGGARDIN (PB)
Safeties
2nd Year at Indiana

- Named safeties coach on March 2, 2018. Safety Jonathan Crawford signed a 2019 free-agent deal with the Tennessee Titans. Teegardin spent the 2014-17 seasons with the Hoosiers, three as a defensive graduate assistant (2014-16) and one as director of on-campus recruiting (2017).



KANE WOMMACK (F)
Defensive Coordinator/LB
2nd Year at Indiana

- Takes over the reigns of defensive coordinator after one season as linebackers coach. Wommack is the youngest Power 5 defensive coordinator (32). He worked with Tom Allen as an Ole Miss graduate assistant in 2012-13 when Allen was linebackers coach under long-time defensive coordinator Dave Wommack, Kane's father.

(F) = Field, (PB) = Press Box

STRENGTH & SPEED



DAVID BALLOU
Director of Athletic Performance, Football

- A former Hoosier fullback (1997-99), Ballou is in his second season. He spent 2017 as the University of Notre Dame's co-director of football strength and conditioning after two years at IMG Academy.
- Ballou arrived in Jan. of 2018, and improved the team's average power output in single-leg movement by 52 percent and increased the number of 500-pound squatters from five to 29.
- Five times as many players squatted 500-plus pounds than in Feb. and the number of players bench pressing 400-plus pounds quadrupled.



DR. MATT RHEA
Athletic Performance Coach, Football

- Dr. Matt Rhea arrived in Bloomington with Ballou. He served as the head of sport science at IMG Academy in 2016 and 2017, where he contributed to the optimal development of athletes through innovative athlete assessments and advanced strength and conditioning. Rhea is the only speed specialist with a PhD dedicated to a football program in the country.

MATT CLAPP

Athletic Performance Coach, Football

- Clapp is in his fifth season at Indiana. He served as a graduate assistant football strength and conditioning coach at the University of Akron in 2014, and as a strength and conditioning intern coach at the University of Arizona and the Arizona Rattlers in 2013.

PAUL CONSTANTINE

Athletic Performance Coach, Football

- Constantine is in his fourth season at Indiana. He three years at Houston Baptist University, including the 2015 campaign as director of athletic performance. Constantine came to HBU from Baylor University, where he was an athletic performance coach and intern strength and conditioning coach.

RICK DANISON

Director of Athletic Performance, Wilkinson Center

- Rick Danison is in his 11th year at Indiana and his fifth as director of athletic performance, Wilkinson Center. He has worked with over 100 All-Americans, eight national champions, 17 Big Ten champions (1 team), 15 NFL draftees (6 in the first 3 rounds), 12 Big Ten record holders, 10 NCAA record holders, five Big Ten Athletes of the Year, four National Athletes of the Year, two Regional Athletes of the Year, and an Olympic gold and bronze medalist.

NUMERICAL ROSTER

No.	Name	Pos.	Ht.	Wt.	Cl./Elg.	Hometown/Last School
1	Philyor, Whop**	WR	5-11	178	Jr./Jr.	Tampa, Fla./Plant
2	Taylor, Reese*	DB	5-11	183	So./So.	Indianapolis, Ind./Ben Davis
3	Fryfogle, Ty**	WR	6-2	204	Jr./Jr.	Lucedale, Miss./George County
3	Mullen, Tiawan	DB	5-10	175	Fr./Fr.	Fort Lauderdale, Fla./Coconut Creek
4	Jones, Cam*	LB	6-3	224	So./So.	Memphis, Tenn./Saint Benedict at Auburndale
5	Burgess, Juwan*	DB	6-1	196	Jr./So.	Tampa, Fla./Plant
6	Hale, Donovan***	WR	6-4	218	Sr./5th	Largo, Fla./Largo
6	Head Jr., James*	DL	6-5	259	So./So.	Miami, Fla./Southridge
7	Jones, Reakwon***	LB	6-2	233	Sr./5th	Lynn Haven, Fla./A. Crawford Mosley
8	Scott III, Stevie*	RB	6-2	231	So./So.	Syracuse, N.Y./Christian Brothers
8	Miller, James*	LB	6-2	226	So./Fr.	Tampa, Fla./Armwood
9	Ball, Marcelino***	DB	6-0	223	Sr./Jr.	Roswell, Ga./Roswell
9	Penix Jr., Michael*	QB	6-3	202	So./Fr.	Tampa, Fla./Tampa Bay Tech
10	Ellis, David	WR/KR	6-0	207	Fr./Fr.	Clinton Township, Mich./Chippewa Valley
12	Ramsey, Peyton**	QB	6-2	216	Sr./Jr.	Cincinnati, Ohio/Elder
13	Marshall, Miles*	WR	6-4	210	So./Fr.	Lilburn, Ga./Parkview
13	Tracy III, Larry	DB	5-11	175	Fr./Fr.	Indianapolis, Ind./Decatur Central
14	Brown Jr., Andre***	DB	6-0	202	Sr./5th	Decatur, Ga./Columbia
14	Tuttle, Jack	QB	6-4	210	So./Fr.	San Marcos, Calif./University of Utah
15	Westbrook, Nick***	WR	6-3	219	Sr./5th	Lake Mary, Fla./Lake Mary
15	Merrill, Zack	QB	5-11	200	Fr./Fr.	Merrillville, Ind./Andreas
16	Gremel, Grant	QB	6-3	190	Fr./Fr.	Noblesville, Ind./Noblesville
17	Layne, Raheem**	DB	6-1	198	Jr./Jr.	Deland, Fla./Sebastian River
17	Jakes, Jordan	WR	6-5	210	Fr./Fr.	Stockbridge, Ga./St. Frances Academy (Md.)
18	King, Jonathan	DL	6-3	276	So./Fr.	Tampa, Fla./Tampa Tech
18	Hewitt, Jacobly	WR	6-1	205	So./Fr.	Cordova, Tenn./Cordova
19	Sanguinetti, Josh	DB	6-1	173	Fr./Fr.	Lauderdale Lakes, Fla./University School
19	Shayotovich, Luke	WR	5-8	178	So./Fr.	Avon, Ind./Avon
20	Daniels Jr., Joseph	DB	5-8	197	So./Fr.	Johns Creek, Ga./Roswell
21	Pierre, Noah*	DB	5-11	182	So./Fr.	Hialeah, Fla./Champagnat Catholic
22	Johnson, Jamar*	DB	6-1	198	So./So.	Sarasota, Fla./Riverview
23	Williams, Jaylin*	DB	6-0	179	So./So.	Memphis, Tenn./Germantown
23	Walker Jr., Ronnie*	RB	5-11	211	So./So.	Hopewell, Va./Hopewell
24	James, Sampson	RB	6-1	220	Fr./Fr.	Avon, Ind./Avon
25	Wilson, Cam	WR	6-1	195	Jr./So.	Columbus, Ind./Illinois State University
25	Jontz, Will	QB	6-3	195	Fr./Fr.	Brighton, Mich./Brighton
26	Cohen, Gabe	DB	6-1	208	Sr./Jr.	Sloatsburg, N.Y./Villanova University
27	Matthews, Devon*	DB	6-2	200	So./So.	Jacksonville, Fla./Ribault
29	Bryant, Khalil***	DB	5-10	205	Sr./Sr.	Jacksonville, Fla./First Coast
30	Jusevitch, Jordan	DB	6-1	204	So./Fr.	Lowell, Ind./Lowell
31	Fitzgerald, Bryant*	DB	6-0	213	Jr./So.	Indianapolis, Ind./Avon
33	Sidari, Dominick	TE	6-1	203	Sr./Jr.	St. Charles, Ill./College of DuPage (Ill.)
34	Ervin-Poindexter, Davion	RB	5-10	200	So./Fr.	Merrillville, Ind./Brother Rice (Ill.)
35	Thomas, DeKaleb	DB	6-0	185	So./Fr.	Jeffersonville, Ind./Trinity
37	Lloyd, Ahrod*	RB	5-11	197	Jr./So.	Indianapolis, Ind./Park Tudor
38	Thomas, Connor*	RB	5-8	186	Sr./Jr.	Clarksville, Tenn./Clarksville Academy
38	Boyd, Jeremy	DB	5-9	182	Jr./So.	Indianapolis, Ind./Ben Davis
39	Barnes, Ryan	TE	6-4	249	So./Fr.	Noblesville, Ind./Noblesville
40	Williams, Cameron	LB	6-3	215	Fr./Fr.	Merrillville, Ind./Andreas
41	Robbins, Beau	DL	6-5	250	Fr./Fr.	Carmel, Ind./Carmel
42	Bonhomme, D.K.	LB	6-3	238	Fr./Fr.	Ottawa, Ontario/Clearwater Academy (Fla.)
43	Slusher, Samuel*	DB	6-0	194	Jr./So.	Greensburg, Ind./Greensburg
44	Allen, Thomas*	LB	6-3	240	Jr./So.	Tampa, Fla./Plant
46	Casey, Aaron	LB	6-2	234	So./Fr.	Douglasville, Ga./Alexander
47	McFadden, Micah*	LB	6-2	232	So./So.	Tampa, Fla./Plant
48	Tolbert IV, Robert	LB	5-11	226	So./Fr.	Murphy, Texas/Episcopal School of Dallas
49	Norris, Madison*	DL	6-5	214	So./Fr.	Indianapolis, Ind./Hamilton Southeastern
50	Nofoagato'o'a, Sio	DL	6-4	327	Fr./Fr.	Ili'ili, American Samoa/Clearwater Academy (Fla.)
51	Nworah, Mackenzie**	OL	6-4	316	Sr./Jr.	Houston, Texas/Manvel
52	Love, DaVondre***	OL	6-7	292	Sr./5th	St. Louis, Mo./Affton
53	Walker II, Stephen	DL	6-3	305	Fr./Fr.	Indianapolis, Ind./Brebeuf Jesuit
54	Cronk, Coy***	OL	6-5	325	Sr./Sr.	Lafayette, Ind./Central Catholic
55	Person, C.J.	DL	6-3	297	Fr./Fr.	Montgomery, Ala./Montgomery Catholic
55	Lane, Luke	OL	6-3	315	Fr./Fr.	Cincinnati, Ohio/Lebanon
56	Katic, Mike	OL	6-4	312	Fr./Fr.	Gibsonia, Pa./Pine-Richland
57	Crider, Harry**	OL	6-4	311	Jr./Jr.	Columbus, Ind./Columbus East

ALPHABETICAL ROSTER

44	Allen, Thomas*	LB
65	Altamari, Dominic	OL
9	Ball, Marcelino***	DB
39	Barnes, Ryan	TE
76	Bedford, Matthew	OL
78	Beery, Britt*	OL
88	Berry, Justin**	WR
89	Bjorson, Matt*	TE
42	Bonhomme, D.K.	LB
38	Boyd, Jeremy	DB
14	Brown Jr., Andre***	DB
80	Brown, Da'Shaun	WR
92	Bryant, Alfred*	DL
29	Bryant, Khalil***	DB
5	Burgess, Juwan*	DB
93	Campbell, Charles	K
87	Cardillo, Jack	K
46	Casey, Aaron	LB
26	Cohen, Gabe	DB
81	Cooper, Gary	TE
57	Crider, Harry**	OL
54	Cronk, Coy***	OL
20	Daniels Jr., Joseph	DB
94	Elliott Demarcus	DL
10	Ellis, David	WR/KR
34	Ervin-Poindexter, Davion	RB
69	Everett, Gavin**	DL
31	Fitzgerald, Bryant*	DB
3	Fryfogle, Ty**	WR
16	Gremel, Grant	QB
6	Hale, Donovan***	WR
82	Harris, Christian	WR
6	Head Jr., James*	DL
86	Hendershot, Peyton**	TE
18	Hewitt, Jacobly	WR
84	Ivy Jr., Turon	TE
17	Jakes, Jordan	WR
24	James, Sampson	RB
22	Johnson, Jamar*	DB
98	Johnson, Jerome**	DL
77	Jones, Caleb*	OL
4	Jones, Cam*	LB
7	Jones, Reakwon***	LB
96	Jones, Shamar*	DL
25	Jontz, Will	QB
30	Jusevitch, Jordan	DB
82	Justus, Logan*	K
56	Katic, Mike	OL
83	King, Asher	P
18	King, Jonathan	DL
55	Lane, Luke	OL
17	Layne, Raheem**	DB
60	Limbach, Jacob	LS
68	Littlejohn, Hunter***	OL
37	Lloyd, Ahrod*	RB
67	Love, Christian	DL
52	Love, DaVondre***	OL
74	Marozas, Nick	OL
13	Marshall, Miles*	WR
27	Matthews, Devon*	DB
59	McCabe, Gavin	DL
47	McFadden, Micah*	LB
15	Merrill, Zack	QB
8	Miller, James*	LB
3	Mullen, Tiawan	DB
50	Nofoagato'o'a, Sio	DL
49	Norris, Madison*	DL

No.	Name	Pos.	Ht.	Wt.	Cl./Elg.	Hometown/Last School
58	Ostrowski, Jake	DL	6-4	242	Jr./So.	Fort Wayne, Ind./Ball State University
59	McCabe, Gavin	DL	6-4	278	So./Fr.	Oak Lawn, Ill./Marist
60	Limbach, Jacob	LS	6-1	212	Sr./Jr.	Greenwood, Ind./University of Indianapolis
61	Tamis, Ricky	OL	6-3	316	Fr./Fr.	Miami Beach, Fla./Miami Beach Senior
65	Altimari, Dominic	OL	6-4	334	Jr./So.	Cincinnati, Ohio/St. Xavier
66	Rafferty, Aidan	OL	6-6	316	So./Fr.	Kensington, Md./Gonzaga College
67	Love, Christian	DL	6-0	291	So./Fr.	Detroit, Mich./Detroit Country Day School
68	Littlejohn, Hunter***	OL	6-3	315	Sr./5th	Powell, Ohio/Olentangy Liberty
69	Everett, Gavin**	DL	6-3	265	Sr./5th	Center Grove, Ind./Western Illinois University
70	Schulz, Peter	OL	6-2	260	Fr./Fr.	Franklin, Mich./Brother Rice
72	Stepaniak, Simon***	OL	6-4	321	Sr./5th	Hamilton, Ohio/Ross
73	Weaver, Tim	OL	6-5	309	Fr./Fr.	Hellertown, Pa./Saucon Valley
74	Marozas, Nick	OL	6-5	301	So./Fr.	Chicago, Ill./Brother Rice
76	Bedford, Matthew	OL	6-6	307	Fr./Fr.	Cordova, Tenn./Cordova
77	Jones, Caleb*	OL	6-8	358	Jr./So.	Indianapolis, Ind./Lawrence North
78	Beery, Britt*	OL	6-6	313	Jr./So.	Carmel, Ind./Carmel
79	O'Connor, Charlie	OL	6-2	308	So./Fr.	Western Springs, Ill./Lyons Township
80	Brown, Da'Shaun	WR	6-2	180	Fr./Fr.	Racine, Wis./St. Catherine's
81	Cooper, Gary	TE	6-2	235	Fr./Fr.	Miami, Fla./Christopher Columbus
82	Justus, Logan*	K	5-11	182	Sr./5th	McCordsville, Ind./Mt. Vernon
82	Harris, Christian	WR	6-3	190	Sr./Jr.	Wheaton, Ill./College of DuPage (Ill.)
83	Parker, Bryan	WR	5-11	190	Jr./Jr.	Whitewater, Wis./College of DuPage (Ill.)
83	King, Asher	P	6-2	201	Fr./Fr.	Westfield, Ind./Heritage Christian
84	Ivy Jr., Turon	TE	6-5	257	So./Fr.	Chicago, Ill./Marist
85	Ray, McCall	WR	5-11	197	Fr./Fr.	Bedford, Ind./Bedford-North Lawrence
86	Hendershot, Peyton**	TE	6-4	255	Jr./So.	North Salem, Ind./Tri-West
87	Ziemba, Michael**	DL	6-3	256	Jr./Jr.	Sanford, Fla./Lake Mary
87	Cardillo, Jack	K	6-1	171	Jr./So.	Evergreen, Colo./Evergreen
88	Berry, Justin**	WR	6-0	201	Sr./Jr.	Charleston, S.C./West Ashley
89	Bjorson, Matt*	TE	6-3	249	So./So.	Hinsdale, Ill./Hinsdale Central
90	Smolar, Jared*	K	5-11	202	Sr./Jr.	Valparaiso, Ind./Rutgers University
90	Schneider, Connor	DL	6-2	259	Jr./So.	Granger, Ind./Northern Illinois University
91	Passmore, Jeremy	DL	6-3	270	Fr./Fr.	Miami, Fla./Christopher Columbus
92	Bryant, Alfred*	DL	6-2	258	Jr./So.	Fresno, Texas/Manvel
92	Wyatt, Chase	P	5-11	189	So./Fr.	Noblesville, Ind./Noblesville
93	Campbell, Charles	K	5-9	173	So./Fr.	Jackson, Tenn./University School of Jackson
94	Whitehead, Haydon**	P	6-2	215	Sr./5th	Melbourne, Australia/McKinnon Secondary
94	Elliott, Demarcus	DL	6-3	328	So./So.	Garden City, Kan./Garden City C.C. (Kan.)
95	Whitner Jr., Antoine	DL	6-5	305	Fr./Fr.	Bradenton, Fla./IMG Academy
95	Wracher, Sean	LS	6-4	223	Fr./Fr.	Akron, Ohio/Saint Ignatius
96	Jones, Shamar*	DL	6-1	278	So./Fr.	Johnstown, Pa./Greater Johnstown
97	Reece, Tramar*	DL	6-4	257	Jr./So.	Clearwater, Fla./Clearwater
98	Johnson, Jerome**	DL	6-3	294	Sr./Jr.	Bassfield, Miss./Bassfield
99	Stallings IV, Allen***	DL	6-2	246	Sr./Sr.	Maywood, Ill./Oak Park and River Forest
99	Snyder, Nathanael	K	6-1	204	Sr./Jr.	Greenwood, Ind./Center Grove

* - indicates number of varsity letters earned at Indiana

No.	Name	Pos.
51	Nworah, Mackenzie**	OL
79	O'Connor, Charlie	OL
58	Ostrowski, Jake	DL
83	Parker, Bryan	WR
91	Passmore, Jeremy	DL
9	Penix Jr., Michael*	QB
55	Person, C.J.	DL
1	Philyor, Whop**	WR
21	Pierre, Noah*	DB
66	Rafferty, Aidan	OL
12	Ramsey, Peyton**	QB
85	Ray, McCall	WR
97	Reece, Tramar*	DL
41	Robbins, Beau	DL
19	Sanguinetti, Josh	DB
90	Schneider, Connor	DL
70	Schulz, Peter	OL
8	Scott III, Stevie*	RB
19	Shayotovich, Luke	WR
33	Sidari, Dominick	TE
43	Slusher, Samuel*	DB
90	Smolar, Jared*	K
99	Snyder, Nathanael	K
99	Stallings IV, Allen***	DL
72	Stepaniak, Simon***	OL
61	Tamis, Ricky	OL
2	Taylor, Reese*	DB
38	Thomas, Connor*	RB
35	Thomas, DeKaleb	DB
48	Tolbert IV, Robert	LB
13	Tracy III, Larry	DB
14	Tuttle, Jack	QB
23	Walker Jr., Ronnie*	RB
53	Walker II, Stephen	DL
73	Weaver, Tim	OL
15	Westbrook, Nick***	WR
94	Whitehead, Haydon**	P
95	Whitner Jr., Antoine	DL
40	Williams Cameron	LB
23	Williams, Jaylin*	DB
25	Wilson, Cam	WR
95	Wracher, Sean	LS
92	Wyatt, Chase	P
87	Ziemba, Michael**	DL

* - indicates number of varsity letters earned at Indiana

COACHING STAFF

- Tom Allen - Head Coach
- Kalen DeBoer - Associate Head Coach/OC/QB
- Mark Hagen - Co-Defensive Coordinator/DL
- Mike Hart - Assistant Head Coach/RB
- Grant Heard - Passing Game Coordinator/WR
- Darren Hiller - Run Game Coordinator/OL
- William Inge - Special Teams Coordinator
- Brandon Shelby - CB
- Nick Sheridan - TE
- Kasey Teegardin - S
- Kane Wommack - Defensive Coordinator/LB

BY POSITION

Offensive Line (18)

65 Altimari, Dominic
 76 Bedford, Matthew
 78 Beery, Britt
 57 Crider, Harry
 54 Cronk, Coy
 77 Jones, Caleb
 56 Katic, Mike
 55 Lane, Luke
 68 Littlejohn, Hunter
 52 Love, DaVondre
 74 Marozas, Nick
 51 Nworah, Mackenzie
 79 O'Connor, Charlie
 66 Rafferty, Aidan
 70 Schulz, Peter
 72 Stepaniak, Simon
 61 Tamis, Ricky
 73 Weaver, Tim

Wide Receivers (15)

88 Berry, Justin
 80 Brown, Da'Shaun
 10 Ellis, David
 3 Fryfogle, Ty
 6 Hale, Donavan
 82 Harris, Christian
 18 Hewitt, Jacobly
 17 Jakes, Jordan
 13 Marshall, Miles
 83 Parker, Bryan
 1 Philyor, Whop
 85 Ray, McCall
 19 Shayotovich, Luke
 15 Westbrook, Nick
 25 Wilson, Cam

Running Backs (6)

34 Ervin-Poindexter, Davion
 24 James, Sampson
 37 Lloyd, Ahrod
 8 Scott III, Stevie
 38 Thomas, Connor
 23 Walker Jr., Ronnie

Tight Ends (6)

39 Barnes, Ryan
 89 Bjorson, Matt
 81 Cooper, Gary
 86 Hendershot, Peyton
 84 Ivy Jr., Turon
 33 Sidari, Dominick

Quarterbacks (6)

16 Gremel, Grant
 25 Jontz, Will
 15 Merrill, Zack
 9 Penix Jr., Michael
 12 Ramsey, Peyton
 14 Tuttle, Jack

Defensive Line (21)

92 Bryant, Alfred
 94 Elliott, Demarcus
 69 Everett, Gavin
 6 Head Jr., James
 98 Johnson, Jerome
 96 Jones, Shamar
 18 King, Jonathan
 67 Love, Christian
 59 McCabe, Gavin
 50 Nofoagato'o'a, Sio
 49 Norris, Madison
 58 Ostrowski, Jake
 91 Passmore, Jeramy
 55 Person, C.J.
 97 Reece, Tramar
 41 Robbins, Beau
 90 Schneider, Connor
 99 Stallings IV, Allen
 53 Walker II, Stephen
 95 Whitner Jr., Antoine
 87 Ziemba, Michael

Defensive Backs (20)

9 Ball, Marcelino
 38 Boyd, Jeremy
 14 Brown Jr., Andre
 29 Bryant, Khalil
 5 Burgess, Juwan
 26 Cohen, Gabe
 20 Daniels Jr., Joseph
 31 Fitzgerald, Bryant
 22 Johnson, Jamar
 30 Jusevitch, Jordan
 17 Layne, Raheem
 27 Matthews, Devon
 1 Mullen, Tiawan
 21 Pierre, Noah
 19 Sanguinetti, Josh
 43 Slusher, Samuel
 2 Taylor, Reese
 35 Thomas, DeKaleb
 13 Tracy III, Larry
 23 Williams, Jaylin

Linebackers (9)

44 Allen, Thomas
 42 Bonhomme, D.K.
 46 Casey, Aaron
 4 Jones, Cam
 7 Jones, Reakwon
 47 McFadden, Micah
 8 Miller, James
 48 Tolbert IV, Robert
 40 Williams, Cameron

Kickers (5)

93 Campbell, Charles
 87 Cardillo, Jack
 82 Justus, Logan
 90 Smolar, Jared
 99 Snyder, Nathanael

Long Snappers (2)

60 Limbach, Jacob
 95 Wracher, Sean

Punters (3)

83 King, Asher
 94 Whitehead, Haydon
 92 Wyatt, Chase

BY ELIGIBILITY

Fifth-Year Seniors (10)

14 Brown Jr., Andre
 69 Everett, Gavin
 6 Hale, Donavan
 7 Jones, Reakwon
 82 Justus, Logan
 68 Littlejohn, Hunter
 52 Love, DaVondre
 72 Stepaniak, Simon
 15 Westbrook, Nick
 94 Whitehead, Haydon

Seniors (3)

29 Bryant, Khalil
 54 Cronk, Coy
 99 Stallings IV, Allen

Redshirt Juniors (12)

9 Ball, Marcelino
 88 Berry, Justin
 26 Cohen, Gabe
 82 Harris, Christian
 98 Johnson, Jerome
 60 Limbach, Jacob
 51 Nworah, Mackenzie
 12 Ramsey, Peyton
 33 Sidari, Dominick
 90 Smolar, Jared
 99 Snyder, Nathanael
 38 Thomas, Connor

Juniors (6)

57 Crider, Harry
 3 Fryfogle, Ty
 17 Layne, Raheem
 83 Parker, Bryan
 1 Philyor, Whop
 87 Ziemba, Michael

Redshirt

Sophomores (16)

44 Allen, Thomas
 65 Altimari, Dominic
 78 Beery, Britt
 38 Boyd, Jeremy
 92 Bryant, Alfred
 5 Burgess, Juwan
 87 Cardillo, Jack
 31 Fitzgerald, Bryant
 86 Hendershot, Peyton
 77 Jones, Caleb
 37 Lloyd, Ahrod
 58 Ostrowski, Jake
 97 Reece, Tramar
 90 Schneider, Connor
 43 Slusher, Samuel
 25 Wilson, Cam

Sophomores (11)

89 Bjorson, Matt
 94 Elliott, Demarcus
 6 Head Jr., James
 22 Johnson, Jamar
 4 Jones, Cam
 27 Matthews, Devon
 47 McFadden, Micah
 8 Scott III, Stevie
 2 Taylor, Reese
 23 Walker Jr., Ronnie
 23 Williams, Jaylin

Redshirt Freshmen (25)

39 Barnes, Ryan
 93 Campbell, Charles
 46 Casey, Aaron
 20 Daniels Jr., Joseph
 34 Ervin-Poindexter, Davion
 18 Hewitt, Jacobly
 84 Ivy Jr., Turon
 96 Jones, Shamar
 30 Jusevitch, Jordan
 18 King, Jonathan
 67 Love, Christian
 74 Marozas, Nick
 13 Marshall, Miles
 59 McCabe, Gavin
 8 Miller, James
 49 Norris, Madison
 79 O'Connor, Charlie
 9 Penix Jr., Michael
 21 Pierre, Noah
 66 Rafferty, Aidan
 19 Shayotovich, Luke
 35 Thomas, DeKaleb
 48 Tolbert IV, Robert
 14 Tuttle, Jack
 92 Wyatt, Chase

True Freshmen (28)

76 Bedford, Matthew
 42 Bonhomme, D.K.
 80 Brown, Da'Shaun
 81 Cooper, Gary
 10 Ellis, David
 16 Gremel, Grant
 17 Jakes, Jordan
 24 James, Sampson
 25 Jontz, Will
 56 Katic, Mike
 83 King, Asher
 55 Lane, Luke
 15 Merrill, Zack
 1 Mullen, Tiawan
 50 Nofoagato'o'a, Sio
 91 Passmore, Jeramy
 55 Person, C.J.
 85 Ray, McCall
 41 Robbins, Beau
 19 Sanguinetti, Josh
 70 Schulz, Peter
 61 Tamis, Ricky
 13 Tracy III, Larry
 53 Walker II, Stephen
 73 Weaver, Tim
 94 Whitner Jr., Antoine
 40 Williams, Cameron
 95 Wracher, Sean

BY STATE/COUNTRY

Indiana (34)

39 Barnes, Ryan
 78 Beery, Britt
 38 Boyd, Jeremy
 57 Crider, Harry
 54 Cronk, Coy
 34 Ervin-Poindexter, Davion
 69 Everett, Gavin
 31 Fitzgerald, Bryant
 16 Gremel, Grant
 86 Hendershot, Peyton
 24 James, Sampson
 77 Jones, Caleb
 30 Jusevitch, Jordan
 82 Justus, Logan
 60 Limbach, Jacob
 37 Lloyd, Ahrod
 83 King, Asher
 15 Merrill, Zack
 49 Norris, Madison
 58 Ostrowski, Jake
 85 Ray, McCall
 41 Robbins, Beau
 90 Schneider, Connor
 19 Shayotovich, Luke
 43 Slusher, Samuel
 90 Smolar, Jared
 99 Snyder, Nathanael
 2 Taylor, Reese
 35 Thomas, DeKaleb
 13 Tracy III, Larry
 53 Walker II, Stephen
 40 Williams, Cameron
 25 Wilson, Cam
 92 Wyatt, Chase

Florida (24)

44 Allen, Thomas
 29 Bryant, Khalil
 5 Burgess, Juwan
 81 Cooper, Gary
 6 Hale, Donavan
 6 Head Jr., James
 22 Johnson, Jamar
 7 Jones, Reakwon
 18 King, Jonathan
 17 Layne, Raheem
 27 Matthews, Devon
 47 McFadden, Micah
 8 Miller, James
 1 Mullen, Tiawan
 27 Passmore, Jeramy
 9 Penix Jr., Michael
 1 Philyor, Whop
 21 Pierre, Noah
 97 Reece, Tramar
 19 Sanguinetti, Josh
 61 Tamis, Ricky
 15 Westbrook, Nick
 94 Whitner Jr., Antoine
 87 Ziemba, Michael

Illinois (8)

89 Bjorson, Matt
 82 Harris, Christian
 84 Ivy Jr., Turon
 74 Marozas, Nick
 59 McCabe, Gavin
 79 O'Connor, Charlie
 99 Stallings IV, Allen
 33 Sidari, Dominick

Georgia (6)

9 Ball, Marcelino
 14 Brown Jr., Andre
 46 Casey, Aaron
 20 Daniels Jr., Joseph
 17 Jakes, Jordan
 13 Marshall, Miles

Ohio (6)

65 Altimari, Dominic
 55 Lane, Luke
 68 Littlejohn, Hunter
 12 Ramsey, Peyton
 72 Stepaniak, Simon
 95 Wracher, Sean

Tennessee (6)

76 Bedford, Matthew
 93 Campbell, Charles
 18 Hewitt, Jacobly
 4 Jones, Cam
 38 Thomas, Connor
 23 Williams, Jaylin

Michigan (4)

10 Ellis, David
 25 Jontz, Will
 67 Love, Christian
 70 Schulz, Peter

Pennsylvania (3)

96 Jones, Shamar
 56 Katic, Mike
 73 Weaver, Tim

Texas (3)

92 Bryant, Alfred
 51 Nworah, Mackenzie
 48 Tolbert IV, Robert

Mississippi (2)

3 Fryfogle, Ty
 98 Johnson, Jerome

New York (2)

26 Cohen, Gabe
 8 Scott III, Stevie

Wisconsin (2)

80 Brown, Da'Shaun
 83 Parker, Bryan

Alabama (1)

55 Person, C.J.

California (1)

14 Tuttle, Jack

Colorado (1)

87 Cardillo, Jack

Kansas (1)

94 Elliott, Demarcus

Maryland (1)

66 Rafferty, Aidan

Missouri (1)

52 Love, DaVondre

South Carolina (1)

88 Berry, Justin

Virginia (1)

23 Walker Jr., Ronnie

American Samoa (1)

50 Nofoagato'o'a, Sio

Australia (1)

94 Whitehead, Haydon

Ontario (1)

42 Bonhomme, D.K.

Indiana - 2019-20 Football Ranking Summary thru games 11/09/2019

Statistic	National Rank	Conference Rank	Value	National Leader	Value	Conference Leader	Value
3rd Down Conversion Pct (130 ranked)	21	4	0.467	Ohio St.	0.582	Ohio St.	0.582
3rd Down Conversion Pct Defense (130 ranked)	13	4	0.306	Wisconsin	0.216	Wisconsin	0.216
4th Down Conversion Pct (129 ranked)	115	13	0.364	Appalachian St.	0.889	Wisconsin Minnesota	0.818 0.818
4th Down Conversion Pct Defense (130 ranked)	69	7	0.533	Kansas St.	0.111	Iowa	0.286
Blocked Kicks (52 ranked)	52	6	1	Baylor Appalachian St.	5	Penn St.	4
Blocked Kicks Allowed (130 ranked)	43	4	1	42 teams tied	0	Northwestern Wisconsin Iowa	0 0 0
Blocked Punts (17 ranked)	17	4	1	Nebraska Houston Penn St.	3 3 3	Nebraska Penn St.	3 3
Blocked Punts Allowed (121 ranked)	84	9	1	83 teams tied	0	8 teams tied	0
Completion Percentage (130 ranked)	8	2	0.696	LSU	0.771	Wisconsin	0.741
Defensive TDs (40 ranked)	16	4	2	Illinois	6	Illinois	6
Fewest Penalties (130 ranked)	79	12	60	Air Force Rice	33 33	Minnesota	37
Fewest Penalties Per Game (129 ranked)	83	13	6.67	Air Force Rice	3.67 3.67	Minnesota	4.11
Fewest Penalty Yards (130 ranked)	94	13	587	Rice	262	Iowa	304
Fewest Penalty Yards Per Game (130 ranked)	101	14	65.22	Rice	29.11	Iowa	33.78
First Downs Defense (130 ranked)	19	6	158	Wisconsin	121	Wisconsin	121
First Downs Offense (130 ranked)	31	2	218	SMU Clemson	265 265	Ohio St.	255
Fumbles Lost (130 ranked)	10	1	3	Oregon St.	0	Indiana Maryland	3 3
Fumbles Recovered (129 ranked)	21	3	8	Illinois	16	Illinois	16
Kickoff Return Defense (130 ranked)	21	5	17.71	Ga. Southern	7.17	Penn St.	16.58
Kickoff Returns (130 ranked)	106	13	18.13	Appalachian St.	30.53	Michigan	27.08
Net Punting (130 ranked)	67	9	38.22	Kentucky	45.61	Rutgers	42.58
Passes Had Intercepted (130 ranked)	61	9	7	Ga. Southern	0	Ohio St.	1
Passes Intercepted (128 ranked)	123	14	3	Oregon	17	Minnesota	14
Passing Offense (130 ranked)	15	1	308.0	Washington St.	433.1	Indiana	308.0
Passing Yards Allowed (130 ranked)	9	4	176.3	Ohio St.	126.6	Ohio St.	126.6
Passing Yards per Completion (130 ranked)	71	8	12.10	Navy	23.97	Minnesota	16.20
Punt Return Defense (130 ranked)	103	14	10.60	FIU	-2.29	Minnesota	-0.75
Punt Returns (130 ranked)	104	12	5.00	Alabama	24.88	Maryland	13.50
Red Zone Defense (130 ranked)	87	10	0.850	Georgia	0.538	Ohio St.	0.588
Red Zone Offense (130 ranked)	38	6	0.884	LSU	0.980	Iowa	0.966
Rushing Defense (130 ranked)	37	8	133.9	Utah	56.0	Penn St.	74.2
Rushing Offense (130 ranked)	96	11	138.4	Navy	357.9	Ohio St.	295.2
Sacks Allowed (130 ranked)	26	2	1.44	Air Force	0.44	Michigan St.	1.33
Scoring Defense (130 ranked)	23	6	20.0	Ohio St.	8.6	Ohio St.	8.6
Scoring Offense (130 ranked)	34	5	34.0	Ohio St.	51.0	Ohio St.	51.0
Tackles for Loss Allowed (130 ranked)	63	6	5.56	Army West Point	2.80	Michigan	4.22
Team Passing Efficiency (130 ranked)	18	3	156.18	Oklahoma	210.21	Minnesota	192.26
Team Passing Efficiency Defense (130 ranked)	32	7	119.45	Ohio St.	91.34	Ohio St.	91.34
Team Sacks (129 ranked)	59	8	2.22	Ohio St.	4.56	Ohio St.	4.56
Team Tackles for Loss (130 ranked)	56	9	6.2	Ohio St.	9.4	Ohio St.	9.4
Time of Possession (130 ranked)	7	2	34:06	Wisconsin	36:51	Wisconsin	36:51
Total Defense (130 ranked)	16	7	310.2	Ohio St.	214.8	Ohio St.	214.8
Total Offense (130 ranked)	34	2	446.4	Oklahoma	587.3	Ohio St.	535.9
Turnover Margin (130 ranked)	57	7	0.11	Oregon	1.56	Illinois	1.40
Turnovers Gained (130 ranked)	90	11	11	Illinois	26	Illinois	26
Turnovers Lost (130 ranked)	23	3	10	Oregon St.	3	Ohio St.	7
Winning Percentage (128 ranked)	20	4	0.778	5 teams tied	1.000	Minnesota Ohio St.	1.000 1.000

Statistic	Player	National Rank	Conference Rank	Value	National Leader	Value	Conference Leader	Value
All Purpose (200 ranked)	Stevie Scott III Whop Philyor	76 93	8 9	104.89 101.00	Chuba Hubbard, Oklahoma St.	187.33	Jonathan Taylor, Wisconsin	156.67
Blocked Kicks (1 ranked)					11 players tied	2	Jonathan Sutherland, Penn St.	2
Combined Kick Returns (200 ranked)	David Ellis	18	2	498	Isaiah Rodgers, Massachusetts	1,242	Javon Leake, Maryland	759
Completion Percentage (109 ranked)	Peyton Ramsey	5	2	0.720	Joe Burrow, LSU	0.789	Jack Coan, Wisconsin	0.732
Completions Per Game (99 ranked)	Peyton Ramsey	68	6	16.14	Anthony Gordon, Washington St.	35.89	Nathan Stanley, Iowa	19.56
Field Goal Percentage (113 ranked)	Logan Justus	1	1	1.000	5 players tied	1.000	Logan Justus, Indiana	1.000
Field Goals Per Game (141 ranked)	Logan Justus	35	3	1.33	Keith Duncan, Iowa	2.44	Keith Duncan, Iowa	2.44
Forced Fumbles (37 ranked)					Jake Hansen, Illinois	0.78	Jake Hansen, Illinois	0.78
Fumbles Recovered (94 ranked)	Juwan Burgess Alfred Bryant Khalil Bryant Raekwon Jones Tiawan Mullen Allen Stallings IV Michael Ziemba	15 94 94 94 94 94 94	3 17 17 17 17 17 17	2 1 1 1 1 1 1	Stanley Green, Illinois	4	Stanley Green, Illinois	4
Interceptions Per Game (89 ranked)					Douglas Coleman, Texas Tech	0.9	Antoine Winfield, Minnesota	0.8
Kickoff Return TDs (5 ranked)					4 players tied	2	Javon Leake, Maryland	2
Kickoff Returns (80 ranked)	David Ellis	67	8	19.6	Deion Hair-Griffin, North Texas	40.8	Javon Leake, Maryland	28.1
Passes Defended (29 ranked)					Amik Robertson, Louisiana Tech	2.1	Lamar Jackson, Nebraska	1.7
Passing Efficiency (109 ranked)	Peyton Ramsey	18	3	156.7	Jalen Hurts, Oklahoma	219.7	Tanner Morgan, Minnesota	191.0
Passing TDs (144 ranked)	Michael Penix Jr. Peyton Ramsey	82 88	11 12	10 9	Anthony Gordon, Washington St.	34	Justin Fields, Ohio St.	27
Passing Yards (130 ranked)	Michael Penix Jr. Peyton Ramsey	92 96	11 12	1,394 1,302	Anthony Gordon, Washington St.	3,794	Sean Clifford, Penn St.	2,271
Passing Yards Per Game (130 ranked)	Peyton Ramsey	80	9	186.0	Anthony Gordon, Washington St.	421.6	Sean Clifford, Penn St.	252.3
Passing Yards per Completion (109 ranked)	Peyton Ramsey	82	10	11.52	Jalen Hurts, Oklahoma	18.16	Tanner Morgan, Minnesota	16.03
Points Responsible For (200 ranked)	Logan Justus Peyton Ramsey Stevie Scott III	138 181 200	14 19 23	70 62 60	Jalen Hurts, Oklahoma	236	Justin Fields, Ohio St.	222
Points Responsible For Per Game (198 ranked)	Peyton Ramsey Logan Justus	99 143	11 17	8.9 7.8	Jalen Hurts, Oklahoma	26.2	Justin Fields, Ohio St.	24.7
Punt Return TDs (1 ranked)					39 players tied	1	DJ Turner, Maryland JD Spielman, Nebraska	1 1
Punt Returns (56 ranked)	Whop Philyor	47	5	4.7	Jaylen Waddle, Alabama	25.3	Jack Dunn, Wisconsin	9.0
Punting (97 ranked)	Haydon Whitehead	58	7	41.9	Braden Mann, Texas A&M	49.0	Will Hart, Michigan	46.1
Receiving TDs (175 ranked)	Peyton Hendershot Nick Westbrook Donovan Hale Whop Philyor	115 115 175 175	11 11 20 20	4 4 3 3	Omar Bayless, Arkansas St. Ceedee Lamb, Oklahoma	13 13	Josh Imatorbhebe, Illinois Chris Olave, Ohio St.	9 9
Receiving Yards (199 ranked)	Whop Philyor	22	2	813	Antonio Gandy-Golden, Liberty	1,244	Rashod Bateman, Minnesota	847
Receiving Yards Per Game (200 ranked)	Whop Philyor	21	2	90.3	Omar Bayless, Arkansas St.	129.8	Rashod Bateman, Minnesota	94.1
Receptions Per Game (200 ranked)	Whop Philyor Ty Fryfogle	17 165	1 15	6.6 3.7	James Proche, SMU	8.8	Whop Philyor, Indiana	6.6
Rush Yards Per Carry (164 ranked)	Stevie Scott III	84	7	4.98	Travis Etienne, Clemson	8.86	J.K. Dobbins, Ohio St.	7.23
Rushing TDs (166 ranked)	Stevie Scott III	31	5	9	Levante Bellamy, Western Mich.	20	Jonathan Taylor, Wisconsin	15
Rushing Yards (200 ranked)	Stevie Scott III	52	4	737	Chuba Hubbard, Oklahoma St.	1,604	Jonathan Taylor, Wisconsin	1,259
Rushing Yards Per Game (200 ranked)	Stevie Scott III	52	4	81.9	Chuba Hubbard, Oklahoma St.	178.2	Jonathan Taylor, Wisconsin	139.9
Sacks (149 ranked)	Allen Stallings IV	121	16	0.44	Chase Young, Ohio St.	1.69	Chase Young, Ohio St.	1.69
Scoring (197 ranked)	Logan Justus Stevie Scott III	56 109	5 10	7.8 6.7	Jonathan Taylor, Wisconsin	12.7	Jonathan Taylor, Wisconsin	12.7
Solo Tackles (38 ranked)					Evan Weaver, California	8.3	Antoine Brooks, Maryland	5.9
Tackles For Loss (27 ranked)					Hamilcar Rashed Jr., Oregon St.	2.1	Chase Young, Ohio St.	1.9
Total Interceptions (75 ranked)					Douglas Coleman, Texas Tech	8	Antoine Winfield, Minnesota	7
Total Offense (200 ranked)	Peyton Ramsey Stevie Scott III	84 171	9 19	203.4 81.9	Anthony Gordon, Washington St.	425.4	Sean Clifford, Penn St.	287.8
Total Points Scored (137 ranked)	Logan Justus Stevie Scott III	56 107	5 11	70 60	Levante Bellamy, Western Mich. Xavier Jones, SMU	120 120	Jonathan Taylor, Wisconsin	114
Total Tackles (497 ranked)	Micah McFadden	497	55	4.7	Evan Weaver, California	15.2	Dele Harding, Illinois	12.0
Total Touchdowns (106 ranked)	Stevie Scott III	36	4	10	Levante Bellamy, Western Mich. Xavier Jones, SMU	20 20	Jonathan Taylor, Wisconsin	19
Yards per Pass Attempt (109 ranked)	Peyton Ramsey	25	4	8.29	Jalen Hurts, Oklahoma	13.31	Tanner Morgan, Minnesota	10.88
Yards per Reception (200 ranked)	Donovan Hale Whop Philyor Nick Westbrook Peyton Hendershot	47 163 171 175	7 19 21 23	17.80 13.78 13.58 13.55	Antonio Gibson, Memphis	25.32	Rashod Bateman, Minnesota	22.29

CAREER PASSING YARDS

1.	7,879	Nate Sudfeld	2012-15
2.	7,469	Antwaan Randle El	1998-01
3.	7,251	Ben Chappell	2007-10
4.	6,579	Steve Bradley	1983-85
5.	6,395	Kellen Lewis	2006-08
6.	5,470	Dave Schnell	1986-89
7.	5,429	Peyton Ramsey	2017-
8.	5,400	Trent Green	1989-92
9.	5,298	Richard Lagow	2016-17
10.	4,338	Tim Clifford	1977-80

CAREER PASSING ATTEMPTS

1.	1,066	Ben Chappell	2007-10
2.	1,060	Antwaan Randle El	1998-01
3.	1,023	Steve Bradley	1983-85
4.	983	Nate Sudfeld	2012-15
5.	981	Kellen Lewis	2006-08
6.	809	Peyton Ramsey	2017-
7.	755	Trent Green	1989-92
8.	733	Richard Lagow	2016-17
9.	722	Dave Schnell	1986-89
10.	631	Tim Clifford	1977-80

CAREER COMPLETIONS

1.	651	Ben Chappell	2007-10
2.	593	Nate Sudfeld	2012-15
3.	565	Kellen Lewis	2006-08
4.	542	Peyton Ramsey	2017-
5.	532	Steve Bradley	1983-85
6.	528	Antwaan Randle El	1998-01
7.	425	Richard Lagow	2016-17
8.	421	Trent Green	1989-92
9.	406	Dave Schnell	1986-89
10.	361	Babe Laufenberg	1981-82

CAREER PERCENTAGE

1.	.670	Peyton Ramsey	2017- (542-809)
2.	.611	Ben Chappell	2007-10 (651-1,066)
3.	.603	Nate Sudfeld	2012-15 (593-983)
4.	.599	Cameron Coffman	2012-13 (249-416)
5.	.597	Tre Roberson	2011-13 (197-330)
6.	.586	Babe Laufenberg	1981-82 (361-616)
7.	.580	Richard Lagow	2016-17 (425-733)
8.	.576	Kellen Lewis	2006-08 (565-981)
9.	.562	Dave Schnell	1986-89 (406-722)
10.	.558	Jay Rodgers	1996-98 (253-453)

CAREER RECEIVING YARDS

1.	2,740	James Hardy	2005-07
2.	2,524	Courtney Roby	2001-04
3.	2,361	Ernie Jones	1984-87
4.	2,324	Thomas Lewis	1991-93
5.	2,235	Duane Gunn	1981-83
6.	2,225	Damarlo Belcher	2008-11
7.	2,198	Shane Wynn	2011-14
8.	2,042	Cody Latimer	2011-13
9.	2,007	Nick Westbrook	2015-
10.	1,990	Simmie Cobbs Jr.	2014-17

CAREER RECEPTIONS

1.	191	James Hardy	2005-07
2.	189	Damarlo Belcher	2008-11
		Shane Wynn	2011-14
4.	170	Courtney Roby	2001-04
5.	154	Tandon Doss	2008-10
6.	148	Thomas Lewis	1991-93
7.	143	Terrance Turner	2007-10
8.	139	Simmie Cobbs Jr.	2014-17
9.	135	Cody Latimer	2011-13
		Luke Timian	2015-18

128	Nick Westbrook	2015-
115	Whop Philyor	2017-

CAREER RUSHING YARDS

1.	5,299	Anthony Thompson	1986-89
2.	3,895	Antwaan Randle El	1998-01
3.	3,492	Alex Smith	1994-96
4.	3,257	Mike Harkrader	1976-80
5.	3,219	Tevin Coleman	2012-14
6.	3,095	Levron Williams	1998-01
7.	3,029	Vaughn Dunbar	1990-91
8.	2,789	Courtney Snyder	1973-76
9.	2,453	John Isenbarger	1967-69
10.	2,304	Stephen Houston	2011-13

1,874	Stevie Scott III	2018-
--------------	-------------------------	--------------

CAREER ATTEMPTS

1.	1,161	Anthony Thompson	1986-89
2.	857	Antwaan Randle El	1998-01
3.	723	Alex Smith	1994-96
4.	718	Mike Harkrader	1976-80
5.	631	Courtney Snyder	1973-76
6.	614	Vaughn Dunbar	1990-91
7.	508	Devine Redding	2014-16
8.	486	Ken Starling	1971-73
9.	483	John Isenbarger	1967-69
10.	473	Harry Gonso	1967-69

376	Stevie Scott III	2018-
------------	-------------------------	--------------

CAREER TOTAL YARDS

1.	11,364	Antwaan Randle El	1998-01
2.	8,072	Kellen Lewis	2006-08
3.	8,011	Nate Sudfeld	2012-15
4.	7,331	Ben Chappell	2007-10
5.	6,943	Steve Bradley	1983-85
6.	6,131	Peyton Ramsey	2017-
7.	6,073	Dave Schnell	1986-89
8.	5,916	Trent Green	1989-92
9.	5,299	Anthony Thompson	1986-89
10.	5,060	Richard Lagow	2016-17

CAREER ALL-PURPOSE YARDS

1.	6,466	Anthony Thompson	1986-89
2.	4,700	Levron Williams	1998-01
3.	4,658	Marcus Thigpen	2005-08
4.	4,429	Shane Wynn	2011-14
5.	4,292	Tevin Coleman	2012-14
6.	4,134	Antwaan Randle El	1998-01
7.	4,041	Vaughn Dunbar	1990-91
8.	3,994	Thomas Lewis	1991-93
9.	3,786	Tandon Doss	2008-10
10.	3,785	Alex Smith	1994-96

2,167	Stevie Scott III	2018-
--------------	-------------------------	--------------

CAREER TOUCHDOWNS

1.	68	Anthony Thompson	1986-89
2.	45	Antwaan Randle El	1998-01
3.	38	Levron Williams	1998-01
4.	36	James Hardy	2005-07
5.	30	Jade Butcher	1967-69
6.	29	Stephen Houston	2011-13
7.	29	Tevin Coleman	2012-14
8.	25	Vaughn Dunbar	1990-91
	25	Shane Wynn	2011-14
10.	23	Pete Pihos	1942-45

21	Stevie Scott III	2018-
-----------	-------------------------	--------------

CAREER RUSHING TOUCHDOWNS

1.	67	Anthony Thompson	1986-89
2.	44	Antwaan Randle El	1998-01
3.	31	Levron Williams	1998-01
4.	28	Tevin Coleman	2012-14
5.	25	Vaughn Dunbar	1990-91
		Stephen Houston	2011-13
7.	21	Alex Smith	1994-96
8.	20	Trent Green	1990-92
9.	19	Stevie Scott III	2018-
	19	Lonnie Johnson	1978-80
10.	18	Mike Harkrader	1976-80

CAREER PASSING TOUCHDOWNS

1.	61	Nate Sudfeld	2012-15
2.	48	Kellen Lewis	2006-08
3.	45	Ben Chappell	2007-10
4.	42	Antwaan Randle El	1998-01
5.	38	Peyton Ramsey	2017-18
6.	35	Steve Bradley	1983-85
7.	34	Richard Lagow	2016-17
8.	32	Harry Gonso	1967-69
9.	31	Tim Clifford	1977-80
10.	27	Dave Schnell	1986-89

CAREER RECEIVING TOUCHDOWNS

1.	36	James Hardy	2005-07
2.	30	Jade Butcher	1967-69
3.	20	Ernie Jones	1984-87
		Shane Wynn	2011-14
5.	18	Thomas Lewis	1991-93
6.	17	Cody Latimer	2011-13
7.	15	Nick Westbrook	2015-
		Trent Smock	1973-75
		Ted Bolser	2010-13
9.	14	Bill Malinchak	1963-65
		Duane Gunn	1981-83
		Rob Turner	1987-88, 90

11	Donavan Hale	2015-
-----------	---------------------	--------------

CAREER POINTS

1.	412	Anthony Thompson	1986-89
2.	354	Griffin Oakes	2014-17
3.	320	Mitch Ewald	2010-13
4.	270	Antwaan Randle El	1998-01
5.	261	Scott Bonnell	1989-92
6.	248	Pete Stoyanovich	1985-88
7.	238	Andy Payne	1997-00
8.	232	Austin Starr	2005-08
9.	230	Levron Williams	1998-01
10.	226	Bill Manolopoulos	1993-96

147	Logan Justus	2018-
------------	---------------------	--------------

CAREER FIELD GOALS

1.	69	Griffin Oakes	2014-17
2.	53	Mitch Ewald	2010-13
3.	48	Scott Bonnell	1989-92
4.	47	Pete Stoyanovich	1985-88
5.	44	Bill Manolopoulos	1993-96
6.	43	Austin Starr	2005-08
	43	Andy Payne	1997-00
8.	33	Bryan Robertson	2001-04
9.	27	Logan Justus	2018-
10.	24	Chris Gartner	1970-72

CAREER EXTRA POINTS

1.	161	Mitch Ewald	2010-13
2.	147	Griffin Oakes	2014-17
3.	117	Scott Bonnell	1989-92
4.	109	Andy Payne	1997-00
5.	107	Pete Stoyanovich	1985-88
6.	103	Austin Starr	2005-08
7.	94	Bill Manolopoulos	1993-96
8.	67	David Freud	1976-78
9.	66	Logan Justus	2018-
10.	65	Bryan Robertson	2001-04

CAREER PUNTING AVERAGE

1.	42.5	Alan Sutkowski	1995-97
2.	41.5	Jim DiGiulio	1991-94
3.	41.2	Macky Smith	1988-90
4.	41.1	Tyson Beattie	2003-06
5.	41.0	Chris Hagerup	2008-10
40.7	Haydon Whitehead	2017-	

CAREER KICK RETURN YARDS

1.	2,088	Derin Graham	1998-00
2.	2,009	Marcus Thigpen	2005-08
3.	1,854	Shane Wynn	2011-14
4.	1,566	Lance Bennett	2003-06
5.	1,549	Tandon Doss	2008-10
6.	1,511	Devonte Williams	2015-17
7.	1,500	A.C. Carter	1999-02
8.	1,271	Keith Calvin	1974-77
9.	1,183	Thomas Lewis	1991-93
10.	1,127	John Ginter	1964-66
489	David Ellis	2019-	

CAREER PUNT RETURN YARDS

1.	1,042	Bill Hillenbrand	1941-42
2.	817	Bob Hoernschemeyer	1943-44
3.	721	Tim Wilbur	1978-82
4.	641	Tony Buford	1985-88
5.	561	Steve Porter	1969-71
6.	477	Tracy Porter	2006-07
7.	425	J-Shun Harris II	2014-18
8.	392	George Taliaferro	1945-48
9.	388	Rob Turner	1987-90
10.	380	Lance Bennett	2003-06
56	Whop Philyor	2017-	

CAREER TACKLES

1.	444	Joe Norman	1975-78
2.	384	Willie Bates	1985-88
3.	369	Donnie Thomas	1973-75
4.	342	Herana-Daze Jones	2001-04
	342	Craig Walls	1978-81
6.	339	Jabar Robinson	1995-98
7.	336	Mark Weiler	1981-84
	336	Mark Hagen	1987-91
9.	326	Justin Smith	1998-01
10.	325	Tegray Scales	2014-17
188	Marcelino Ball	2016-	

CAREER TACKLES FOR LOSS

1.	64.0	Adewale Ogunleye	1996-99
2.	52.5	Jammie Kirlew	2006-09
3.	46.0	Tegray Scales	2014-17
4.	44.0	Van Waiters	1983-87
5.	40.0	Greg Farrall	1988-91
6.	37.0	Nathan Davis	1993-96
7.	35.0	Joe Huff	1984-88
	35.0	Kyle Killion	2002-05
9.	34.0	Ed Maguire	1969-70
10.	33.0	Justin Smith	1998-01
15.5	Allen Stallings IV	2016-	

CAREER SACKS

1.	34.5	Adewale Ogunleye	1996-99
2.	25.0	Van Waiters	1983-87
3.	23.0	Jammie Kirlew	2006-09
	23.0	Greg Middleton	2006-09
5.	22.0	Greg Farrall	1988-91
6.	18.0	Tegray Scales	2014-17
7.	17.0	Joe Huff	1984-88
8.	16.5	Kemp Rasmussen	1998-01
9.	16.0	Hurvin McCormick	1990-93
10.	15.0	Adam Replogle	2009-12
9.0	Allen Stallings IV	2016-	

CAREER INTERCEPTIONS

1.	19	Tim Wilbur	1978-82
2.	16	Tracy Porter	2004-07
3.	11	John Cannady	1943-46
	11	Dave Abrams	1977-78
	11	Lance Brown	1991-94
6.	10	John McDonnell	1943-48
	10	Eric Allen	1994-96
8.	9	Seven Players	
		Last: Jonathan Crawford (2015-18)	
3	Bryant Fitzgerald	2018-	
	Marcelino Ball	2016-	

CAREER INTERCEPTION RETURN YARDS

1.	413	Tracy Porter	2004-07
2.	360	Tim Wilbur	1978-80, 82
3.	189	Kywin Supernaw	1996-97
4.	174	George Taliaferro	1945, 47-48
5.	167	Eric Allen	1996
44	Cam Jones	2018-	

TOTAL OF 300-PLUS YARD GAMES

1.	11	Nate Sudfeld	2012-15
2.	9	Kellen Lewis	2006-08
		Ben Chappell	2007-10
4.	5	Richard Lagow	2016-17
5.	4	Peyton Ramsey	2017-
6.	3	Babe Laufenberg	1981-82
		Steve Bradley	1983-85
		Cameron Coffman	2012-13
9.	2	Six Players	
		Last: Blake Powers (2004-07)	

TOTAL OF 200-PLUS PASSING YARD GAMES

1.	20	Nate Sudfeld	2012-15
2.	18	Ben Chappell	2007-10
3.	17	Kellen Lewis	2006-08
4.	16	Steve Bradley	1983-85
5.	14	Trent Green	1989-92
6.	13	Peyton Ramsey	2017-
		Dave Schnell	1986-89
		Antwaan Randle El	1998-01
		Richard Lagow	2016-17
10.	8	Babe Laufenberg	1981-82
		Cameron Coffman	2012-13

TOTAL OF 100-PLUS RECEIVING YARD GAMES

1.	14	James Hardy	2005-07
2.	10	Ernie Jones	1984-87
3.	8	Thomas Lewis	1991-93
4.	7	Jade Butcher	1967-69
		Cody Latimer	2011-13
		Simmie Cobbs Jr.	2014-17
7.	6	Nick Westbrook	2015-
		Duane Gunn	1981-83
		Courtney Roby	2001-04
		Tandon Doss	2008-10
		Kofi Hughes	2010-13

TOTAL OF 100-PLUS RUSHING YARD GAMES

1.	28	Anthony Thompson	1986-89
2.	17	Vaughn Dunbar	1990-91
3.	16	Alex Smith	1994-96
		Antwaan Randle El	1998-01
5.	15	Tevin Coleman	2012-14
6.	14	Levron Williams	1998-01
7.	13	John Isenbarger	1967-69
		Mike Harkrader	1976-80
9.	11	Courtney Snyder	1973-76
10.	9	Steve Scott III	2018-
		Stephen Houston	2011-13

SEASON PASSING YARDS

1.	3,573	Nate Sudfeld	2015
2.	3,362	Richard Lagow	2016
3.	3,295	Ben Chappell	2010
4.	3,043	Kellen Lewis	2007
5.	2,941	Ben Chappell	2009
6.	2,875	Peyton Ramsey	2018
7.	2,734	Cameron Coffman	2012
8.	2,627	Trent Green	1991
9.	2,544	Steve Bradley	1984
10.	2,523	Nate Sudfeld	2013
1,302		Peyton Ramsey	2019

SEASON PASSING ATTEMPTS

1.	483	Ben Chappell	2010
2.	447	Peyton Ramsey	2018
3.	442	Kellen Lewis	2007
4.	438	Richard Lagow	2016
5.	428	Ben Chappell	2009
6.	412	Nate Sudfeld	2015
7.	407	Cameron Coffman	2012
8.	402	Steve Bradley	1984
9.	376	Blake Powers	2005
10.	364	Babe Laufenberg	1982
157		Peyton Ramsey	2019

SEASON COMPLETIONS

1.	302	Ben Chappell	2010
2.	295	Peyton Ramsey	2018
3.	268	Ben Chappell	2009
4.	265	Kellen Lewis	2007
5.	253	Richard Lagow	2016
6.	247	Cameron Coffman	2012
	247	Nate Sudfeld	2015
8.	217	Babe Laufenberg	1982
9.	212	Blake Powers	2005
10.	208	Steve Bradley	1984
113		Peyton Ramsey	2019

SEASON COMPLETION PERCENTAGE

1.	.660	Peyton Ramsey	2018 (295-447)
2.	.654	Peyton Ramsey	2017 (134-205)
3.	.626	Ben Chappell	2009 (268-428)
4.	.625	Ben Chappell	2010 (302-483)
5.	.607	Cameron Coffman	2012 (247-407)
6.	.605	Nate Sudfeld	2014 (101-167)
7.	.602	Nate Sudfeld	2013 (194-322)
8.	.601	Tre Roberson	2013 (83-138)
9.	.600	Kellen Lewis	2007 (265-442)
		Nate Sudfeld	2015 (247-412)
.720		Peyton Ramsey	2019 (113-157)
.688		Michael Penix Jr.	2019 (110-160)

SEASON RECEIVING YARDS

1.	1,265	Ernie Jones	1987
2.	1,125	James Hardy	2007
3.	1,096	Cody Latimer	2013
4.	1,058	Thomas Lewis	1993
5.	1,039	Courtney Roby	2002
6.	1,035	Simmie Cobbs, Jr.	2015
7.	995	Nick Westbrook	2016
8.	962	Tandon Doss	2009
9.	929	Kenny Allen	1985
10.	906	Ricky Jones	2015
813		Whop Philyor	2019

SEASON RECEPTIONS

1.	79	James Hardy	2007
2.	78	Damarlo Belcher	2010
3.	77	Tandon Doss	2009
4.	72	Cody Latimer	2013
		Simmie Cobbs Jr.	2017
6.	68	Shane Wynn	2012
		Luke Timian	2017
8.	67	Terrance Turner	2010
9.	66	Ernie Jones	1987
10.	63	Tandon Doss	2010
59		Whop Philyor	2019

SEASON RUSHING YARDS

1.	2,036	Tevin Coleman	2014
2.	1,805	Vaughn Dunbar	1991
3.	1,793	Anthony Thompson	1989
4.	1,686	Anthony Thompson	1988
5.	1,475	Alex Smith	1994
6.	1,401	Levron Williams	2001
7.	1,270	Antwaan Randle El	2000
8.	1,254	Courtney Snyder	1974
9.	1,248	Alex Smith	1996
10.	1,224	Vaughn Dunbar	1990
737		Stevie Scott III	2019

SEASON RUSHING ATTEMPTS

1.	364	Vaughn Dunbar	1991
2.	358	Anthony Thompson	1989
3.	355	Anthony Thompson	1988
4.	292	Alex Smith	1996
5.	291	Courtney Snyder	1974
6.	270	Tevin Coleman	2014
7.	265	Alex Smith	1994
8.	257	Anthony Thompson	1987
9.	253	Devine Redding	2016
10.	250	Vaughn Dunbar	1990
148		Stevie Scott III	2019

SEASON TOTAL OFFENSE

1.	3,779	Kellen Lewis	2007
2.	3,634	Nate Sudfeld	2015
3.	3,309	Ben Chappell	2010
4.	3,229	Peyton Ramsey	2018
5.	3,174	Richard Lagow	2016
6.	3,065	Antwaan Randle El	1999
7.	3,053	Antwaan Randle El	2000
8.	2,932	Ben Chappell	2009
9.	2,829	Trent Green	1991
10.	2,733	Cameron Coffman	2012
1,424		Peyton Ramsey	2019

SEASON ALL-PURPOSE YARDS

1.	2,388	Anthony Thompson	1989
2.	2,330	Vaughn Dunbar	1991
3.	2,201	Levron Williams	2001
4.	2,177	Tevin Coleman	2014
5.	1,934	Tandon Doss	2010
6.	1,919	Anthony Thompson	1988
7.	1,895	Thomas Lewis	1993
8.	1,807	Ernie Jones	1987
9.	1,719	Marcus Thigpen	2008
10.	1,711	Vaughn Dunbar	1990
944		Stevie Scott III	2019
909		Whop Philyor	2019

SEASON TOUCHDOWNS

1.	26	Anthony Thompson	1988
2.	25	Anthony Thompson	1989
3.	19	Levron Williams	2001
4.	16	James Hardy	2007
	16	Stephen Houston	2012
6.	15	Tevin Coleman	2014
7.	13	Ernie Jones	1987
		Vaughn Dunbar	1990
		Trent Green	1991
		Antwaan Randle El	1999
		Antwaan Randle El	2000
		Shane Wynn	2013
10		Stevie Scott III	2019

SEASON RUSHING TOUCHDOWNS

1.	26	Anthony Thompson	1988
2.	24	Anthony Thompson	1989
3.	17	Levron Williams	2001
4.	15	Tevin Coleman	2014
5.	13	Vaughn Dunbar	1990
		Trent Green	1991
		Antwaan Randle El	1999
		Antwaan Randle El	2000
9.	12	Anthony Thompson	1987
		Vaughn Dunbar	1991
		Stephen Houston	2012
		Tevin Coleman	2013
9		Stevie Scott III	2019

SEASON PASSING TOUCHDOWNS

1.	28	Kellen Lewis	2007
2.	27	Nate Sudfeld	2015
3.	24	Ben Chappell	2010
4.	22	Blake Powers	2005
5.	21	Nate Sudfeld	2013
6.	19	Richard Lagow	2016
19	Peyton Ramsey	2018	
8.	17	Antwaan Randle El	1999
		Ben Chappell	2009
10.	15	Cameron Coffman	2012
		Tre Roberson	2013
		Richard Lagow	2017
9		Peyton Ramsey	2019

SEASON RECEIVING TOUCHDOWNS

1.	16	James Hardy	2007
2.	13	Ernie Jones	1987
3.	11	Shane Wynn	2013
4.	10	Jade Butcher	1967
		Jade Butcher	1968
		Jade Butcher	1969
		James Hardy	2005
		James Hardy	2006
9.	9	Cody Latimer	2013
10.	8	Rob Turner	1988
		Simmie Cobbs Jr.	2017
4		Peyton Hendershot	2019
		Nick Westbrook	2019

SEASON POINTS

1.	156	Anthony Thompson	1988
2.	154	Anthony Thompson	1989
3.	125	Griffin Oakes	2015
4.	114	Levron Williams	2001
5.	111	Austin Starr	2007
6.	98	Stephen Houston	2012
7.	96	Pete Stoyanovich	1988
		James Hardy	2007
9.	90	Tevin Coleman	2014
10.	87	Mitch Ewald	2012
70		Logan Justus	2019
60		Stevie Scott III	2019

SEASON FIELD GOALS

1.	24	Griffin Oakes	2015
2.	21	Austin Starr	2007
3.	17	Pete Stoyanovich	1988
4.	16	Bill Manolopoulos	1993
		Mitch Ewald	2010
		Griffin Oakes	2016
		Griffin Oakes	2017
8.	15	Andy Payne	1997
		Mitch Ewald	2012
		Logan Justus	2018
12		Logan Justus	2019

SEASON EXTRA POINTS

1.	56	Mitch Ewald	2013 (56-56)
2.	53	Griffin Oakes	2015 (53-57)
3.	48	Austin Starr	2007 (48-48)
4.	45	Pete Stoyanovich	1988 (45-45)
5.	42	Mitch Ewald	2012 (42-43)
6.	38	Andy Payne	2000 (38-39)
		Griffin Oakes	2017 (38-39)
8.	36	Andy Payne	1999 (36-36)
9.	35	Scott Bonnell	1990 (35-36)
10. 34		Logan Justus	2019 (34-35)
		Nick Freeland	2009 (34-34)

SEASON PUNTING AVERAGE

1.	44.8	Drew Hagan	1999 (44-1,971)
2.	44.3	Jim DiGuilio	1992 (53-2,347)
3.	43.9	Chuck Razmic	1984 (57-2,505)
4.	43.3	Alan Sutkowski	1996 (65-2,816)
5.	43.1	Tom Bolyard	1988 (31-1,335)
6.	42.6	Jim DiGuilio	1993 (44-1,872)
7.	42.4	Chris Hagerup	2008 (61-2,586)
8.	42.4	Macky Smith	1990 (57-2,416)
9.	42.2	Alan Sutkowski	1997 (66-2,784)
10.	42.2	Chuck Razmic	1983 (60-2,529)
41.9		Haydon Whitehead	2019 (36-1507)

SEASON KICK RETURN YARDS

1.	1,016	Tandon Doss	2010
2.	1,015	Shane Wynn	2011
3.	897	Derin Graham	2000
4.	853	Marcus Thigpen	2008
5.	784	Devonte Williams	2016
6.	732	A.C. Carter	2002
7.	723	Marcus Thigpen	2006
8.	643	Derin Graham	1998
9.	635	Ray Fisher	2009
10.	599	Lance Bennett	2004
489		David Ellis	2019

SEASON PUNT RETURN YARDS

1.	635	Bob Hoernschemeyer	1943
2.	561	Bill Hillenbrand	1941
3.	481	Bill Hillenbrand	1942
4.	376	Rob Turner	1990
5.	342	Thomas Lewis	1993
6.	266	J-Shun Harris II	2017
7.	256	Tim Wilbur	1980
8.	254	Tracy Porter	2007
9.	250	Larry Highbaugh	1969
10.	248	Tim Wilbur	1982
56		Whop Philyor	2019

SEASON TACKLES

1.	199	Joe Norman	1978
2.	165	Steve Sanders	1976
3.	155	Joe Fitzgerald	1984
4.	143	Mark Weiler	1984
5.	141	Craig Brinkman	1974
6.	137	Donnie Thomas	1975
7.	134	Donnie Thomas	1974
8.	132	Brad Mitchell	1985
9.	126	Mike Fulk	1972
	126	Tegray Scales	2016
42		Micah McFadden	2019

SEASON TACKLES FOR LOSS

1.	24.0	Van Waiters	1986
2.	23.5	Tegray Scales	2016
3.	21.0	Adewale Ogunleye	1997
4.	20.0	Nathan Davis	1995
5.	19.5	Jammie Kirlew	2008
6.	19.0	Joe Huff	1988
7.	18.0	Greg Farrall	1991
8.	17.0	Adewale Ogunleye	1998
		Ed McGuire	1970
		Ed McGuire	1969
		Greg Middleton	2007
6.0		Micah McFadden	2019

SEASON SACKS

1.	16.0	Greg Middleton	2007
2.	14.0	Van Waiters	1987
3.	11.0	Joe Huff	1988
4.	10.5	Jammie Kirlew	2008
5.	10.0	Adewale Ogunleye	1997
6.	9.5	Nick Mangieri	2015
7.	8.5	Adewale Ogunleye	1996
8.	8.0	Greg Farrall	1989
		Greg Farrall	1991
		Lamar Mills	1992
		Adewale Ogunleye	1998
		Adewale Ogunleye	1999
4.0		Allen Stallings IV	2019

SEASON INTERCEPTIONS

1.	8	Tim Wilbur	1979 (167 yds)
2.	7	Dave Abrams	1977 (24 yds)
3.	6	John Cannady	1946 (25 yds)
		Milt Campbell	1955 (111 yds)
		Tim Wilbur	1978 (138 yds)
		Mark Sutor	1982 (61 yds)
		Tracy Porter	2007 (137 yds)
8.	5	Fourteen times	
		Last: Will Meyers (2006, 74 yards)	
1		Three Players	2019

SEASON INTERCEPTION RETURN YARDS

1.	167	Tim Wilbur	1979 (8 ret.)
2.	152	Mike Dumas	1990 (3 ret.)
3.	138	Tim Wilbur	1978 (6 ret.)
4.	137	Tracy Porter	2007 (6 ret.)
5.	132	Alfonzo Thurman	1994 (2 ret.)
6.	127	Chris Sigler	1984 (5 ret.)
7.	120	Eric Allen	1996 (5 ret.)
	120	Kywin Supernaw	1997 (3 ret.)
9.	115	Tracy Porter	2004 (3 ret.)
	115	Austin Thomas	2009 (4 ret.)
44		Cam Jones	2019 (1ret.)

300-YARD PASSING GAMES

1.	7	Nate Sudfeld	2015
2.	6	Ben Chappell	2010
3.	3	Richard Lagow	2016
	3	Nate Sudfeld	2013
	3	Cameron Coffman	2012
	3	Ben Chappell	2009
	3	Kellen Lewis	2007
	3	Babe Laufenberg	1982
9. 2		Six Players	
		Last: Peyton Ramsey (2018)	
1		Peyton Ramsey	2019

200-YARD PASSING GAMES

1.	10	Nate Sudfeld	2015
	10	Kellen Lewis	2007
3.	9	Ben Chappell	2010
	9	Trent Green	1991
5. 8		Peyton Ramsey	2018
	8	Richard Lagow	2016
	8	Cameron Coffman	2012
	8	Ben Chappell	2009
9.	7	Nate Sudfeld	2013
	7	Kellen Lewis	2006
	7	Babe Laufenberg	1982
3		Peyton Ramsey	2019

100-YARD RUSHING GAMES

1.	11	Tevin Coleman	2014
	11	Vaughn Dunbar	1991
3.	10	Anthony Thompson	1988
4.	8	Anthony Thompson	1989
5.	7	John Isenbarger	1969
6. 6		Stevie Scott III	2018
	6	Jordan Howard	2015
	6	Levron Williams	2001
	6	Alex Smith	1996
	6	Alex Smith	1994
	6	Vaughn Dunbar	1990
	6	Courtney Snyder	1974
3		Stevie Scott III	2019

100-YARD RECEIVING GAMES

1.	7	Ernie Jones	1987
2.	6	James Hardy	2007
3.	5	Cody Latimer	2013
	5	James Hardy	2005
	5	Thomas Lewis	1993
6.	4	Simmie Cobbs Jr.	2015
	4	Courtney Roby	2002
8. 3		14 Players	
		Last: Whop Philyor (2019)	

ACTIVE LEADER

BALL STATE
(4-5, 3-2 MAC)

Date	Opponent	Result
A.31	vs. Indiana	L, 24-34
S.7	Fordham	W, 57-29
S.14	Florida Atlantic	L, 31-41
S.21	at NC State	L, 23-34
O.5	at Northern Illinois*	W, 27-20
O.12	at Eastern Michigan*	W, 29-23
O.19	Toledo*	W, 52-14
O.26	Ohio*	L, 21-34
N.5	at Western Michigan*	L, 31-35
N.16	Central Michigan*	3:30 p.m.
N.23	at Kent State*	Noon
N.29	Miami (Ohio)*	TBA

*-MAC game

EASTERN ILLINOIS
(1-9, 1-5 OVC)

Date	Opponent	Result
A.29	at Chattanooga	L, 10-24
S.7	at Indiana	L, 0-52
S.14	Illinois State	L, 3-21
S.21	at Indiana State	L, 6-16
S.28	Tennessee Tech*	L, 29-40
O.5	at Murray State*	L, 17-24
O.12	Jacksonville State*	L, 20-28
O.19	at UT Martin*	L, 18-27
O.26	Eastern Kentucky*	L, 6-33
N.9	at Tennessee State*	W, 49-38
N.16	Southeast Missouri*	1:00 p.m.
N.23	at Austin Peay*	3:00 p.m.

*-OVC game

OHIO STATE
(9-0, 6-0 BIG TEN)

Date	Opponent	Result
A.31	Florida Atlantic	W, 45-21
S.7	Cincinnati	W, 42-0
S.14	at Indiana	W, 51-10
S.21	Miami (Ohio)	W, 76-5
S.28	at Nebraska	W, 48-7
O.5	Michigan State	W, 34-10
O.18	at Northwestern	W, 52-3
O.26	Wisconsin	W, 38-7
N.9	Maryland	W, 73-14
N.16	at Rutgers	3:30 p.m.
N.23	Penn State	Noon
N.30	at Michigan	Noon

-East Division games in bold

CONNECTICUT
(2-8, 0-6 AAC)

Date	Opponent	Result
A.29	Wagner College	W, 24-21
S.7	Illinois	L, 21-56
S.21	at Indiana	L, 3-38
S.28	UCF*	L, 21-56
O.5	South Florida*	L, 22-48
O.12	at Tulane*	L, 7-49
O.19	Houston*	L, 17-24
O.26	at UMass	W, 56-35
N.1	Navy*	L, 10-56
N.9	at Cincinnati*	L, 3-48
N.23	East Carolina*	Noon
N.30	at Temple*	TBA

*-AAC game

MICHIGAN STATE
(4-5, 2-4 BIG TEN)

Date	Opponent	Result
A.30	Tulsa	W, 28-7
S.7	Western Michigan	W, 51-17
S.14	Arizona State	L, 7-10
S.21	at Northwestern	W, 31-10
S.28	Indiana	W, 40-31
O.5	at Ohio State	L, 10-34
O.12	at Wisconsin	L, 0-38
O.26	Penn State	L, 7-28
N.9	Illinois	L, 34-37
N.16	at Michigan	Noon
N.23	at Rutgers	Noon
N.30	Maryland	TBA

-East Division games in bold

RUTGERS
(2-7, 0-6 BIG TEN)

Date	Opponent	Result
A.30	UMass	W, 48-21
S.7	at Iowa	L, 0-30
S.21	Boston College	L, 16-30
S.28	at Michigan	L, 0-52
O.5	Maryland	L, 7-48
O.12	at Indiana	L, 0-35
O.19	Minnesota	L, 7-42
O.26	Liberty	W, 44-34
N.2	at Illinois	L, 10-38
N.16	Ohio State	3:30 p.m.
N.23	Michigan State	Noon
N.30	at Penn State	TBA

-East Division games in bold

MARYLAND
(3-7, 1-6 BIG TEN)

Date	Opponent	Result
A.31	Howard	W, 79-0
S.7	Syracuse	W, 63-20
S.14	at Temple	L, 17-20
S.27	Penn State	L, 0-59
O.5	at Rutgers	W, 48-7
O.12	at Purdue	L, 14-40
O.19	Indiana	L, 28-34
O.26	at Minnesota	L, 10-52
N.2	Michigan	L, 7-38
N.9	at Ohio State	L, 14-73
N.23	Nebraska	3:30 p.m.
N.30	at Michigan State	TBA

-East Division games in bold

NEBRASKA
(4-5, 2-5 BIG TEN)

Date	Opponent	Result
A.31	South Alabama	W, 35-21
S.7	at Colorado	L, 31-34 (OT)
S.14	Northern Illinois	W, 44-8
S.21	at Illinois	W, 42-38
S.28	Ohio State	L, 7-48
O.5	Northwestern	W, 13-10
O.12	at Minnesota	L, 7-34
O.26	Indiana	L, 31-38
N.2	at Purdue	L, 27-31
N.16	Wisconsin	Noon
N.23	at Maryland	3:30 p.m.
N.29	Iowa	2:30 p.m.

-West Division games in bold

NORTHWESTERN
(1-8, 0-7 BIG TEN)

Date	Opponent	Result
A.31	at Stanford	L, 7-17
S.14	UNLV	W, 30-14
S.21	Michigan State	L, 10-31
S.28	at Wisconsin	L, 15-24
O.5	at Nebraska	L, 10-13
O.18	Ohio State	L, 3-52
O.26	Iowa	L, 0-20
N.2	at Indiana	L, 3-34
N.9	Purdue	L, 22-24
N.16	UMass	Noon
N.23	Minnesota	TBA
N.30	at Illinois	TBA

-West Division games in bold

PENN STATE
(8-1, 5-1 BIG TEN)

Date	Opponent	Result
A.31	Idaho	W, 79-7
S.7	Buffalo	W, 45-13
S.14	Pittsburgh	W, 17-10
S.27	at Maryland	W, 59-0
O.5	Purdue	W, 35-7
O.12	at Iowa	W, 17-12
O.19	Michigan	W, 28-21
O.26	at Michigan State	W, 28-7
N.9	at Minnesota	L, 26-31
N.16	Indiana	Noon
N.23	at Ohio State	Noon
N.30	Rutgers	TBA

-East Division games in bold

MICHIGAN
(7-2, 4-2 BIG TEN)

Date	Opponent	Result
A.31	Middle Tennessee State	W, 40-21
S.7	Army	W, 24-21 (2OT)
S.21	at Wisconsin	L, 14-35
S.28	Rutgers	W, 52-0
O.5	Iowa	W, 10-3
O.12	at Illinois	W, 42-25
O.19	at Penn State	L, 21-28
O.26	Notre Dame	W, 45-14
N.2	at Maryland	W, 38-7
N.16	Michigan State	Noon
N.23	at Indiana	3:30 p.m.
N.30	Ohio State	Noon

-East Division games in bold

PURDUE
(4-6, 3-4 BIG TEN)

Date	Opponent	Result
A.30	at Nevada	L, 31-34
S.7	Vanderbilt	W, 42-24
S.14	TCU	L, 13-34
S.28	Minnesota	L, 31-38
O.5	at Penn State	L, 7-35
O.12	Maryland	W, 40-14
O.19	at Iowa	L, 20-26
O.26	Illinois	L, 6-24
N.2	Nebraska	W, 31-27
N.9	at Northwestern	W, 24-22
N.23	at Wisconsin	TBA
N.30	Indiana	TBA

-West Division games in bold

Indiana University's football program receives some of the most extensive media coverage in the country. Learfield IMG College holds the exclusive rights as IU's official radio outlet.



DON FISCHER

This marks the 47th year that Don Fischer has been the radio play-by-play "voice" of Indiana University football and men's basketball games. He shares the second-longest football radio tenure in the nation. The past 33 years, Fischer has worked as an

independent contractor and is currently serving the Indiana University Radio Network owned by Learfield IMG College out of Plano, Texas.

In addition to broadcasting the games, Fischer hosts the weekly coaches radio talk shows for both the football and men's basketball programs. Fischer also offers stations a weekly talk show about IU football and basketball that airs in several markets around the state during the school year.

Fischer does freelance sportscasting, which included handling for 23 years the pre-season television play-by-play for the NFL's Indianapolis Colts (1995-2017).

During his 46 years with IU, Fischer has been named Indiana Sportscaster of the Year 30 times by two different organizations. The National Sportscasters and Sportswriters Association has awarded him 26 times, while the Indiana Sportswriters and Sportscasters Association has named him its honoree four times.

He received the inaugural Woody Durham College Voice Award from the National Sports Media Association, the University of North Carolina and Learfield Sports in June of 2018.

In October of 2010, Fischer was one of eight inductees into the Indiana Broadcast Pioneers Richard M. Fairbanks Hall of Fame. The Indiana Sportswriters and Sportscasters Association (ISSA) inducted Fischer into the ISSA Hall of Fame in 2004.

He has won several awards for best play-by-play performance, and he has been honored by Indiana University with the J.W. Bill Orwig Medal, that goes to non-alumni for distinguished service to the University.

Fischer also has been named an Honorary "I" Man. In addition, the City of Indianapolis, and the State of Indiana have each honored Fischer with a special "Recognition Day" for his service and abilities as the play-by-play broadcaster for IU.

He has broadcast over 1,900 Indiana University games - a total that includes 10 bowl games, four NCAA basketball championship games and two N.I.T. championship games.

From 1973 through 1987, he worked for ABC Radio, Canada's CBC and several additional major market radio stations, including WIRE in Indianapolis, as their source for reports during the month of May coverage of the Indianapolis 500. During that period, Fischer also served WIRE and Network Indiana, a statewide news network, as their sports director.

A native of Rochelle, Ill., Fischer has been in the radio business for 53 years. His previous broadcast experience includes stops in Butte, Mont.; Ottawa, Ill.; Springfield, Ill.; and Terre Haute, Ind.

Fischer has four sons and 12 grandchildren. Don and his wife, Susy, reside in Greenwood, Ind.



BUCK SUHR

Buck Suhr is entering his 15th season as the color commentator and analyst for Indiana University football.

Suhr was a member of the Hoosier football program for 18 years as a running backs coach and administrator. He spent 12 seasons (1984-95)

as running backs coach under IU's all-time winningest coach, Bill Mallory.

After his stint as a coach, where he tutored All-America selections Anthony Thompson and Vaughn Dunbar, Suhr was named administrative assistant to the head coach and athletic director from 1996-2001.

As running backs coach, Suhr helped direct one of the nation's most productive rushing attacks. From 1984-95, the Hoosiers had three different 1,000-yard rushers who topped that mark on six separate occasions. In 1988, the IU offense rushed for a then-school record 2,963 yards.

During his tenure, Suhr coached Thompson, the 1989 Heisman Trophy runner-up, along with Dunbar and Alex Smith, the 1994 UPI National Freshman of the Year.

Suhr and his wife, Jane, are the parents of one son, Errek, and the deceased Jenny Suhr. Errek played in 74 games and earned four letters as a guard for the IU men's basketball program from 2004-07.

They have four grandchildren: Addy, Hayden, Taylor and Mack.



JOE SMITH

Joe Smith is in his 36th year with the IU Radio Network. He has handled pre-game, halftime, and post-game duties for Indiana football and men's basketball since 1983.

Smith, the sports director of WGCL-AM 1370 in

Bloomington, is in his 50th year of radio broadcasting in Bloomington. He began his broadcasting career in 1969 at WAIK Radio in Galesburg, Ill. From 1973-89, Smith worked on "RFD-4 Agri-Business Show" on WTTV-4 with the late Bob Cook. In 1998, Smith was named Indiana Sportscaster of the Year and in April 2003, he was inducted into the Indiana Sportswriters/Sportscasters Hall of Fame. Smith handled the IU TV Warmup Shows from 1978-82 and hosted several IU Coaches Shows from 1983-96 and again from 2002-04.

In June 2004, Smith received the J.W. Bill Orwig Medal that goes to non-alumni for distinguished service to the University.

Smith has two children, both of whom are Indiana University graduates. Jeff, currently resides in Brownsburg, Ind., with his wife, Kristen, and their sons, Jayden, Kaleb and Logan. Joe's daughter, Jamie, and her husband, Eric, currently reside in Bloomington with their son, Ethan and two daughters, Emerson and Carolina.

RADIO AFFILIATES

Bedford - 105.5 WQRK-FM
Bloomington - 105.1 WHCC-FM
Boonville - 1540 WBNL-AM
Columbus - 102.9 WXCH-FM
Evansville - 97.7 WREF-FM
Fort Wayne - 1250 WGL-AM
French Lick - 100.1 WFLQ-FM
Indianapolis - 1070 WFNI-AM
Indianapolis - 107.5 WFNI-FM
Indianapolis - 93.1 WIBC-FM

Jasper - 104.7 WITZ-FM
Jeffersonville - 1450 WXVW-AM
Kendallville - 1140 WAWK-AM
Kendallville - 95.5 WAWK-FM
Kokomo - 1350 WIOU-AM
Ligonier - 102.7 WAOR-FM
Linton - 93.3 WQTY-FM
Loogootee - 94.5 WRZR-FM
Louisville - 1450 WXVW-AM
Madison - 1270 WXGO-AM

Madison - 96.7 WORX-FM
Marion - 1400 WBAT-AM
Michigan City - 95.9 WEFM-FM
Mount Vernon - 106.7 WYFX-FM
Richmond - 95.3 WHON-AM
Salem - 1220 WSLM-AM
Salem - 97.9 WSLM-FM
Seymour - 92.7 WXKU-FM
South Bend - 103.1 WHME-FM
Tell City - 1230 WTCJ-AM

Tell City - 91.5 WTCJ-FM
Terre Haute - 105.5 WZJKI-FM
Vincennes - 92.1 WZDM-FM
Nationwide - Sirius XM
Worldwide - Sidearm Sports
Worldwide - Tuneln

*** Affiliates Subject To Change**

THE LAST TIME...
YARDS
A Team Gained 500 Total Yards:

INDIANA: at Maryland (520), 10/19/19
 OPPONENT: at Nebraska (514), 10/26/19

A Team Gained 600 Total Yards:

INDIANA: Maryland (650), 10/29/16
 OPPONENT: at Ohio State (609), 10/6/18

A Team Gained Less Than 200 Total Yards:

INDIANA: at Michigan (191), 11/1/14
 OPPONENT: Northwestern (199), 11/2/19

An Individual Gained 400 Total Yards:

INDIANA: Wake Forest, Richard Lagow (488), 9/24/16
 OPPONENT: at Ohio State, Dwayne Haskins (462), 10/6/18

PASSING
An Individual Attempted 40 Passes:

INDIANA: at Nebraska, Peyton Ramsey (40), 10/26/19
 OPPONENT: vs. Ball State, Drew Plitt (41), 8/31/19

An Individual Attempted 50 Passes:

INDIANA: Purdue, Peyton Ramsey (51), 11/24/18
 OPPONENT: at Virginia, K. Benkert (66), 9/9/17

An Individual Completed 20 Passes:

INDIANA: at Nebraska, Peyton Ramsey (27), 10/26/19
 OPPONENT: vs. Ball State, Drew Plitt (26), 8/31/19

An Individual Completed 30 Passes:

INDIANA: at Michigan State, Michael Penix Jr. (33), 9/28/19
 OPPONENT: at Ohio State, Dwayne Haskins (33), 10/6/18

An Individual Passed For 300 Yards:

INDIANA: at Nebraska, Peyton Ramsey (351), 10/26/19
 OPPONENT: at Michigan State, Brian Lewerke (300), 9/28/19

An Individual Passed For 400 Yards:

INDIANA: Ohio State, Richard Lagow (410), 8/31/17
 OPPONENT: at Ohio State, Dwayne Haskins (455), 10/6/18

An Individual Threw Four Touchdown Passes:

INDIANA: at Purdue, Nate Sudfeld (4), 11/28/15
 OPPONENT: Iowa, Nate Stanley (6), 10/13/18

An Individual Threw Five Touchdown Passes:

INDIANA: Purdue, Tre Roberson (6), 11/30/13
 OPPONENT: Iowa, Nate Stanley (6), 10/13/18

An Individual Threw Six Touchdown Passes:

INDIANA: Purdue, Tre Roberson (6), 11/30/13
 OPPONENT: Iowa, Nate Stanley (6), 10/13/18

A Team Had 10 or Fewer Passing Attempts:

INDIANA: at Michigan (8), 11/1/14
 OPPONENT: Charleston Southern (10), 10/7/17

A Team Had Five Or Fewer Completions:

INDIANA: at Michigan (5), 11/1/14
 OPPONENT: Rutgers (5), 10/12/19

A Team Had Zero Completions:

OPPONENT: Charleston Southern (0), 10/7/17

A Team Had Zero Yards Passing:

OPPONENT: Charleston Southern (0), 10/7/17

A Team Had Fewer Than 50 Yards Passing:

INDIANA: at Michigan (24), 11/1/14
 OPPONENT: Rutgers (1), 10/12/19

A Team Had Fewer Than 100 Yards Passing:

INDIANA: Penn State (68), 11/8/14
 OPPONENT: Rutgers (1), 10/12/19

RUSHING
An Individual Attempted 40 Rushes:

INDIANA: at Penn State, BenJarvus Green-Ellis (42), 11/15/03
 OPPONENT: Michigan State, Javon Ringer (44), 9/27/08

An Individual Attempted 50 Rushes:

INDIANA: at Wisconsin, Anthony Thompson (52), 11/11/89
 OPPONENT: Michigan State, Lorenzo White (56), 11/14/87

An Individual Rushed For 100 Yards:

INDIANA: Northwestern, Stevie Scott III (116), 11/2/19
 OPPONENT: at Maryland, Javon Leake (158)

An Individual Rushed For 150 Yards:

INDIANA: Rutgers, Stevie Scott III (164), 10/12/19
 OPPONENT: at Maryland, Javon Leake (158)

An Individual Rushed For 200 Yards:

INDIANA: Virginia, Stevie Scott III (204), 9/8/18
 OPPONENT: Maryland, Anthony McFarland (210), 11/10/18

An Individual Rushed For 300 Yards:

INDIANA: at Rutgers, Tevin Coleman (307), 11/15/14
 OPPONENT: Penn State, Larry Johnson (327), 11/16/02

Two Or More Players Had 100 Yards Rushing In Same Game:

INDIANA: Rutgers, Morgan Ellison (149) & Cole Gest (104), 11/18/17
 OPPONENT: Ohio State, Dobbins (193) & Teague (106), 9/14/19

A Team Rushed For Over 300 Yards:

INDIANA: Maryland (414), 10/29/16
 OPPONENT: Ohio State (306), 9/14/19

A Team Rushed For Over 400 Yards:

INDIANA: Maryland (414), 10/29/16
 OPPONENT: at Wisconsin (554), 11/16/13

A Team Rushed For Over 450 Yards:

INDIANA: Indiana State (455), 8/30/14
 OPPONENT: at Wisconsin (554), 11/16/13

A Team Was Held To Under 50 Yards Rushing:

INDIANA: Ohio State (42), 9/14/19
 OPPONENT: at Illinois (33), 11/11/17

A Team Was Held To Under 100 Yards Rushing:

INDIANA: vs. Michigan State (70), 9/28/19
 OPPONENT: Northwestern (87), 11/2/19

A Team Had Fewer Than 25 Rushing Attempts:

INDIANA: at Ohio State (21), 10/6/18
 OPPONENT: Connecticut (22), 9/21/19

An Individual Scored On A Run Of 60 Yards:

INDIANA: Rutgers, Devine Redding (66), 10/17/15
 OPPONENT: at Maryland, Javon Leake (60), 10/19/19

An Individual Scored On A Run Of 70 Yards:

INDIANA: Rutgers, Zander Diamont (79), 10/17/15
 OPPONENT: Michigan State, Jalen Nailor (75), 9/22/18

An Individual Scored On A Run Of 80 Yards:

INDIANA: at Ohio State, Tevin Coleman (90), 11/22/14
 OPPONENT: Duke, Wilson (85), 12/26/15

An Individual Ran For Three Touchdowns:

INDIANA: Southern Illinois, Jordan Howard (3), 9/5/15
 OPPONENT: Michigan, Karan Higdon (3), 10/14/17

An Individual Had Back-To-Back 100-Yard Rushing Games:

INDIANA: Stevie Scott III, Rutgers (164), 10/12/19; at Maryland (108), 10/19/19

An Individual Had Back-To-Back 150-Yard Rushing Games:

INDIANA: Jordan Howard, Iowa (174), 11/7/15; Michigan (238), 11/14/15

An Individual Had Back-To-Back 200-Yard Rushing Games:

INDIANA: Tevin Coleman, at Rutgers (307), 11/15/14; at Ohio State (228), 11/22/14

RECEIVING
An Individual Caught 10-Or-More Passes:

INDIANA: at Nebraska, Whop Philyor (14), 10/26/19
 OPPONENT: Purdue, Rondale Moore (12), 11/24/18

Two Individuals Caught 10-Or-More Passes:

INDIANA: at Maryland, Philyor (13), Timian (13) & Cobbs (10), 10/28/17

Three Individuals Caught 10-Or-More Passes:

INDIANA: at Maryland, Philyor (13), Timian (13) & Cobbs (10), 10/28/17

An Individual Caught 10-Or-More Passes In Consecutive Games:

INDIANA: Whop Philyor, at Michigan State (14), 9/28/19; vs. Rutgers (10), 10/12/19;

An Individual Had 100 Yards Receiving In A Game:

INDIANA: at Nebraska, Whop Philyor (178), 10/26/19
 OPPONENT: at Michigan State, Darrell Stewart (117), 9/28/19

Two Individuals Had 100 Yards Receiving In A Game:

INDIANA: at Ohio State, J-Shun Harris (104) & Nick Westbrook (109), 10/6/18

An Individual Had 150 Yards Receiving In A Game:

INDIANA: at Nebraska, Whop Philyor (178), 10/26/19
 OPPONENT: Rutgers, Leonte Carroo (157), 10/17/15

An Individual Had 200 Yards Receiving In A Game:

INDIANA: Wake Forest, Ricky Jones (208), 9/24/16
 OPPONENT: Illinois, Steve Hull (224), 11/9/13

An Individual Had Back-To-Back 100-Yard Receiving Games:

INDIANA: Whop Philyor, at Michigan State (142), 9/28/19; vs. Rutgers (182), 10/12/19

An Individual Had Three Straight 100-Yard Receiving Games:

INDIANA: Cody Latimer, Bowling Green (137), 9/14/13; Missouri (136), 9/21/13; Penn State (140), 10/5/13

An Individual Scored On A 60-Yard Reception:

INDIANA: Eastern Illinois, Ronnie Walker Jr. (64), 9/7/19
 OPPONENT: at Minnesota, Rashod Bateman (67), 10/26/18

An Individual Scored On A 70-Yard Reception:

INDIANA: vs. Ball State, Nick Westbrook (75), 8/31/19
 OPPONENT: at Ohio State, P. Campbell (71), 10/6/18

An Individual Scored On An 80-Yard Reception:

INDIANA: at Wisconsin, James Hardy (83), 10/1/05
 OPPONENT: Michigan State, R.J. Shelton (86), 10/1/16

An Individual Caught Two Touchdown Passes:

INDIANA: at Michigan State, Whop Philyor (2), 9/28/19
 OPPONENT: at Michigan State, Darrell Stewart (2), 9/28/19

An Individual Caught Three Touchdown Passes:

INDIANA: Purdue, Shane Wynn (3), 11/30/13
 OPPONENT: at Penn State, D. Hamilton (3), 9/30/17

An Individual Caught Four Touchdown Passes:

INDIANA: Michigan State, James Hardy (4), 10/28/06
 OPPONENT: Michigan, Jehu Chesson (4), 11/14/15

THE LAST TIME...

SCORING

An Individual Scored Three Touchdowns:

INDIANA: Northwestern, Stevie Scott III (3), 11/2/19
 OPPONENT: Michigan, Karan Higdon (3), 10/14/17

An Individual Scored Four Touchdowns:

INDIANA: Michigan State, James Hardy (4), 10/28/06
 OPPONENT: Michigan, Jehu Chesson (4), 11/14/15

An Individual Accounted For Six Touchdowns:

INDIANA: Purdue, Tre Roberson (6 Passing), 11/30/13

An Individual Scored A Rushing & Receiving Touchdown In The Same Game:

INDIANA: Northwestern, Stevie Scott III, 11/2/19 (2 rush, 1 receiving)
 OPPONENT: Ohio State, J.K. Dobbins, 9/14/19 (1 rush, 1 receiving)

An Individual Scored On A Two-Point Conversion:

INDIANA: at Nebraska, Peyton Hendershot (catch), 10/26/13
 OPPONENT: Ohio State, J.T. Barrett (rush), 8/31/17

A Team Scored A Safety:

INDIANA: at Maryland, Allen Stallings IV (sack), 10/28/17
 OPPONENT: Purdue, 11/26/16

A Team Recorded A Shutout:

INDIANA: Rutgers (35-0), 10/12/19
 OPPONENT: at Michigan (58-0), 10/14/00

A Team Scored 28 Points In A Quarter:

INDIANA: Rutgers (28 - 3rd quarter), 10/17/15
 OPPONENT: at Penn State (28 - 1st quarter), 9/30/17

A Team Scored 30 Points In A Half:

INDIANA: Eastern Illinois (35 - 1st half), 9/7/19
 OPPONENT: Ohio State (30 - 1st half), 9/14/19

A Team Scored 40 Points In A Half:

INDIANA: Indiana State (45 - 1st half), 8/29/13
 OPPONENT: at Purdue (42 - 2nd half), 11/24/12

FIELD GOALS

An Individual Kicked Three Field Goals:

INDIANA: vs. Ball State, Logan Justus (4), 8/31/19
 OPPONENT: at Michigan, Jake Moody (6), 11/17/18

An Individual Kicked Four Field Goals:

INDIANA: vs. Ball State, Logan Justus (4), 8/31/19
 OPPONENT: at Michigan, Jake Moody (6), 11/17/18

An Individual Kicked A 50-Yard Field Goal:

INDIANA: vs. Ball State, Logan Justus (50), 8/31/19
 OPPONENT: Duke, Ross Martin (52), 12/26/15

DEFENSE

An Individual Made 10 Tackles:

INDIANA: at Nebraska, Micah McFadden (11), Khalil Bryant (10), 10/26/19
 OPPONENT: Northwestern, Bryce Gallagher (11), 11/2/19

An Individual Made 15 Tackles:

INDIANA: Wisconsin, Chase Dutra (15), 11/4/17
 OPPONENT: at FIU, Sage Lewis (18), 9/1/18

An Individual Made 20 Tackles:

INDIANA: at Michigan State, Austin Thomas (22), 10/13/07
 OPPONENT: at Wisconsin, Nick Greisen (20), 10/6/01

An Individual Had Two Fumble Recoveries:

INDIANA: Ball State, Jonathan Crawford (2), 9/13/16

An Individual Had Two Forced Fumbles:

INDIANA: Maryland, Marcus Oliver (2), 10/29/16

An Individual Had Two Interceptions:

INDIANA: Purdue, Jonathan Crawford (2), 11/26/16
 OPPONENT: Purdue, Bailey Markus (2), 11/26/16

An Individual Had Three Interceptions:

INDIANA: at Michigan, Greg Yeldell (3), 10/24/98
 OPPONENT: Iowa, Grant Steen (3), 10/19/02

An Individual Recorded 2.0 Sacks

INDIANA: Rutgers, Cam Jones (2.0), 10/12/19
 OPPONENT: Ohio State, Chase Young (2.0), 9/14/19

An Individual Recorded 3.0 Sacks

INDIANA: at Penn State, Tegrays Scales (3.0), 9/30/17
 OPPONENT: Penn State, Shaka Toney (4.0), 10/20/18

An Individual Recorded 4.0 Sacks

INDIANA: Central Michigan, Matt Mayberry (4.0), 11/1/08
 OPPONENT: Penn State, Shaka Toney (4.0), 10/20/18

SPECIAL TEAMS

An Individual Scored On A Punt Return:

INDIANA: Ball State, J-Shun Harris II (86), 9/15/18
 OPPONENT: at Maryland, D. Savage (16, blocked), 10/28/17

An Individual Scored On A Kickoff Return:

INDIANA: at Northwestern, Tevin Coleman (96), 9/29/12
 OPPONENT: at Penn State, Saqoun Barkley (98), 9/30/17

An Individual Scored On An Interception Return:

INDIANA: Connecticut, Cam Jones (44), 9/21/19
 OPPONENT: Ohio State, Damon Arnette (96), 9/14/19

An Individual Scored On A Fumble Return:

INDIANA: Rutgers, Reakwon Jones (17), 10/12/19
 OPPONENT: at Michigan, Michael Dowell (0), 9/28/19

An Individual Blocked A Punt:

INDIANA: Eastern Illinois, Aaron Casey, 9/7/19
 OPPONENT: Ohio State, Chris Olave, 9/14/19

An Individual Blocked A Field Goal:

INDIANA: at Maryland, Jacob Robinson, 10/28/17

An Individual Blocked An Extra Point:

INDIANA: Penn State, Brandon Wilson, 10/20/18

A Team Scored On A Punt & Interception Return In The Same Game:

INDIANA: Western Michigan, 9/2/06 - Chris Phillips 66-yard interception return; Tracy Porter 86-yard punt return

A Team Scored On A Punt & Fumble Return In The Same Game:

INDIANA: Georgia Southern, 9/23/17 - Andre Brown Jr. 22-yard fumble return; J-Shun Harris II 70-yard punt return

INDIANA

Indiana Beat A Ranked Opponent:

No. 17 Michigan State, 10/1/16
 Indiana 24, Michigan State 21 (ot)

Indiana Beat A Ranked Opponent On The Road:

at No. 18 Missouri, 9/20/14
 Indiana 31, Missouri 27

Indiana Came From 17 Or More Points Down To Win:

11/21/15 at Maryland
 Maryland led 21-3 with 5:32 remaining in the first quarter before Indiana went on a 44-7 run for a 47-28 victory

Indiana Scored On The Game's First Play:

10/12/19 Rutgers
 Reakwon Jones 17-yard fumble return

IU SINGLE-GAME RECORDS

SINGLE-GAME RUSHING YARDS

- 377 Anthony Thompson at Wisconsin, 11/11/89
- 307 Tevin Coleman at Rutgers, 11/15/14
- 280 Levron Williams at Wisconsin, 10/6/01
- 265 Vaughn Dunbar at Missouri, 9/28/91
- 251 Levron Williams at Mich. State, 11/10/01

SINGLE-PLAY RUSHING YARDS

- 98t Mickey Erehar at Iowa, 1912
- 90t Tevin Coleman at Ohio State, 11/22/14
- 89 Darrick Burnett vs. Miami (Ohio), 9/24/77
- 85t Darius Willis at Michigan, 9/26/09
- 85t Gene Gedman vs. Pittsburgh, 10/6/51
- 85t Larry Marks at Northwestern, 1923

SINGLE-GAME RUSHING ATTEMPTS

- 52 Anthony Thompson at Wisconsin, 11/11/89
- 48 Sean Glover at Iowa, 10/14/95
- 47 Anthony Thompson vs. Iowa, 10/29/88
- 44 Alex Smith vs. Mich. State, 11/11/95
- 43 Alex Smith at Iowa, 10/8/94

SINGLE-GAME PASSING YARDS

- 496 Richard Lagow vs. Wake Forest, 9/24/16
- 480 Ben Chappell vs. Michigan, 10/2/10
- 464 Nate Sudfeld vs. Rutgers, 10/17/15
- 454 Cameron Coffman at Penn State, 11/17/12
- 410 Richard Lagow vs. Ohio State, 8/31/17

SINGLE-PLAY PASSING YARDS

- 99t John Paci to Thomas Lewis at Penn State, 11/6/93
- 91t Lou D'Achille to Bob Robertson Iowa, 10/7/50
- 90 Bob Kramer to Trent Smock at Kentucky, 9/28/74
- 88t Dave Schnell to Rob Turner vs. South Carolina, 12/28/88
- 83t Blake Powers to James Hardy at Wisconsin, 10/1/05

SINGLE-GAME PASSING ATTEMPTS

- 65 Richard Lagow vs. Ohio State, 8/31/17
- 64 Ben Chappell vs. Michigan, 10/2/10
- 60 Richard Lagow at Purdue, 11/25/17
- 59 Richard Lagow at Northwestern, 10/22/16
- 59 Cameron Coffman at Penn State, 11/17/12

SINGLE-GAME PASSING COMPLETIONS

- 45 Ben Chappell vs. Michigan, 10/2/10
- 40 Richard Lagow vs. Ohio State, 8/31/17
- 37 Blake Powers at Iowa, 10/15/05
- 36 Peyton Ramsey vs. Purdue, 11/24/18**
- 35 Richard Lagow at Northwestern, 10/22/16

SINGLE-GAME COMPLETION PERCENTAGE

- .929 Peyton Ramsey (13-of-14) Eastern Illinois, 9/7/19**
- .882 Matt LoVecchio (15-of-17) at Illinois, 11/6/04
- .852 Peyton Ramsey (23-of-27) Connecticut, 9/21/19**
- .800 Peyton Ramsey (16-of-20) at Virginia, 9/9/17**
- .793 Nate Sudfeld (23-of-29) North Texas, 10/4/14

SINGLE-GAME RECEIVING YARDS

- 285 Thomas Lewis at Penn State, 11/6/93
- 258 Tyrone Browning vs. W. Michigan, 9/12/98
- 256 Nate Lundy at Colorado, 9/27/80
- 221 Tandon Doss vs. Michigan, 10/2/10
- 208 Ricky Jones vs. Wake Forest, 9/24/16

SINGLE-GAME RECEPTIONS

- 16 Jason Spear vs. Purdue, 11/22/97
- 15 Tandon Doss vs. Michigan, 10/2/10
- 14 Whop Philyor at Nebraska, 10/26/19**
- 14 Whop Philyor at Michigan State, 9/28/19**
- 14 James Hardy vs. Penn State, 10/20/07

- Current players in bold

TEAM GAME-BY-GAME

OFFENSE

Date	Opponent	--RUSHING--				--RECEIVING--				-----PASSING-----					--KICK RET--				--PUNT RET--				tot off
		No.	Yds	TD	Lg	No.	Yds	TD	Lg	Cmp-Att	Yds	TD	INT	Lg	No	Yds	TD	Lg	No	Yds	TD	Lg	
8/31	vs. Ball State	33	148	2	24	24	326	1	75	24-41	326	1	2	75	5	125	0	33	1	11	0	11	474
9/7	Eastern Illinois	34	114	3	10	30	441	4	64	30-41	441	4	0	64	1	14	0	14	3	13	0	9	555
9/14	Ohio State	31	42	0	20	21	215	1	49	21-36	215	1	1	49	7	113	0	25	1	-1	0	0	257
9/21	Connecticut	40	178	1	17	24	252	3	25	24-28	252	3	1	25	1	11	0	11	3	15	0	7	430
9/28	at Michigan State	28	70	1	19	33	286	3	28	33-42	286	3	0	28	6	113	0	25	2	12	0	10	356
10/12	Rutgers	38	260	1	57	24	297	3	56	24-35	297	3	1	56	1	13	0	13	2	8	0	8	557
10/19	at Maryland	32	186	2	34	29	334	2	29	29-41	334	2	1	29	5	103	0	30	1	7	0	7	520
10/26	at Nebraska	31	104	3	16	27	351	2	40	27-40	351	2	1	40	4	52	0	16	0	0	0	455	
11/2	Northwestern	51	144	3	27	17	270	1	41	17-25	270	1	0	41	1	18	0	18	0	0	0	414	
11/16	at Penn State																						
11/23	Michigan																						
11/30	at Purdue																						
TOTAL		318	1246	16	57	229	2772	20	75	229-329	2772	20	7	75	31	562	0	33	13	65	0	11	4018
OPPONENTS		317	1205	10	60	141	1587	11	52	141-255	1587	11	3	52	17	301	0	25	5	53	0	22	2792

DEFENSE

Date	Opponent	-----TACKLES-----				-SACKS-		-FUMBLE-			Pass	Blkd	--FG--		-----XPTS-----				Saf
		Solo	Ast	Total	TFL-Yds	No-Yds	FF	FR-Yds	Int-Yds	Brk	Kick	Made-Att	Made-Att	Run	Rcv				
8/31	vs. Ball State	41	40	81	7-33	3-24	0	0-0	1-29	2	0	4-4	2-2	0	1	0			
9/7	Eastern Illinois	34	14	48	8-26	3-17	0	0-0	0-0	5	1	1-1	7-7	0	0	0			
9/14	Ohio State	46	10	56	6-21	2-12	1	1-0	0-0	1	0	1-1	1-1	0	0	0			
9/21	Connecticut	35	8	43	6-15	2-5	0	0-0	1-44	2	0	1-1	5-5	0	0	0			
9/28	at Michigan State	36	22	58	3-8	0-0	0	0-0	0-0	7	0	1-1	4-4	0	0	0			
10/12	Rutgers	37	14	51	14-64	6-42	1	1-17	0-0	3	0	0-0	5-5	0	0	0			
10/19	at Maryland	49	10	59	4-24	2-18	1	1-0	1-0	1	0	2-2	4-4	0	0	0			
10/26	at Nebraska	50	30	80	4-9	1-5	3	2-68	0-0	1	0	1-1	3-4	0	1	0			
11/2	Northwestern	33	10	43	4-19	1-6	2	3-5	0-0	5	0	2-2	4-4	0	0	0			
11/16	at Penn State																		
11/23	Michigan																		
11/30	at Purdue																		
TOTAL		361	158	519	56-210	20-129	8	8-90	3-73	27	1	13-13	35-36	0	2	0			
OPPONENTS		401	247	648	50-138	13-63	4	3-6	7-110	26	1	6-11	22-22	0	0	1			

STARTING LINEUPS

OFFENSE

Date	Opponent	WR	WR	LT	LG	C	RG	RT	QB	RB	TE	WR
8/31	vs. Ball State	Westbrook	Philyor	Cronk	Crider	Littlejohn	Stepaniak	Jones	Penix Jr.	Scott III	Hendershot	Fryfogle
9/7	Eastern Illinois	Hale	Bjorson (TE)	Cronk	Crider	Littlejohn	Stepaniak	Jones	Penix Jr.	Scott III	Hendershot	Fryfogle
9/14	Ohio State	Westbrook	Philyor	Cronk	Crider	Littlejohn	Stepaniak	Jones	Ramsey	Scott III	Hendershot	Fryfogle
9/21	Connecticut	Westbrook	Philyor	Cronk	Crider	Littlejohn	Stepaniak	Jones	Ramsey	Scott III	Hendershot	Fryfogle
9/28	at Michigan State	Westbrook	Philyor	Bedford	Crider	Littlejohn	Stepaniak	Jones	Penix Jr.	Scott III	Hendershot	Fryfogle
10/12	Rutgers	Westbrook	Philyor	Bedford	Crider	Littlejohn	Stepaniak	Jones	Penix Jr.	Scott III	Hendershot	Fryfogle
10/19	at Maryland	Westbrook	Philyor	Bedford	Stepaniak	Crider	Nworah	Jones	Penix Jr.	Scott III	Hendershot	Fryfogle
10/26	at Nebraska	Westbrook	Philyor	Bedford	Crider	Littlejohn	Nworah	Jones	Ramsey	Scott III	Hendershot	Fryfogle
11/2	Northwestern	Westbrook	Philyor	Bedford	Crider	Littlejohn	Stepaniak	Jones	Penix Jr.	Scott III	Hendershot	Fryfogle
11/16	at Penn State											
11/23	Michigan											
11/30	at Purdue											

DEFENSE

Date	Opponent	DE	DT	DT	DE	LB	LB	CB	HUSKY	S	S	CB
8/31	vs. Ball State	Bryant	Johnson	Harris	Head Jr.	McFadden	R. Jones	Brown Jr.	Ball	Matthews	Fitzgerald	Layne
9/7	Eastern Illinois	Bryant	Johnson	Elliott	Head Jr.	Miller	R. Jones	Brown Jr.	Johnson	Matthews	Fitzgerald	Layne
9/14	Ohio State	Bryant	Johnson	Elliott	Head Jr.	McFadden	R. Jones	Brown Jr.	Ball	Matthews	Fitzgerald	Layne
9/21	Connecticut	Ziemba	Johnson	Elliott	Head Jr.	McFadden	R. Jones	Brown Jr.	Ball	Matthews	Fitzgerald	Layne
9/28	at Michigan State	Ziemba	Johnson	Elliott	Head Jr.	McFadden	R. Jones	Brown Jr.	Ball	Matthews	Fitzgerald	Layne
10/12	Rutgers	Ziemba	Johnson	Elliott	Head Jr.	McFadden	R. Jones	Mullen	Ball	Burgess	Bryant	Williams
10/19	at Maryland	Ziemba	Johnson	Elliott	Head Jr.	McFadden	R. Jones	Mullen	Ball	Burgess	Bryant	Williams
10/26	at Nebraska	Ziemba	Johnson	Elliott	Head Jr.	McFadden	R. Jones	Mullen	Ball	Burgess	Bryant	Williams
11/2	Northwestern	Ziemba	Johnson	Elliott	Head Jr.	McFadden	R. Jones	Mullen	Ball	Burgess	Bryant	Williams
11/16	at Penn State											
11/23	Michigan											
11/30	at Purdue											

MISCELLANEOUS STATISTICS

GAME OPENING POSSESSIONS

DATE	Opponent	PTS.	Indiana			FD	TIME	PTS.	Opponent		
			PLAYS	YDS.	YDS.				PLAYS	YDS.	FD
8/31	vs. Ball State	3	10	60	3	3:29	0	3	5	0	1:47
9/7	Eastern Illinois	7	10	59	3	3:55	0	3	-6	0	2:19
9/14	Ohio State	0	3	-4	0	1:29	0	7	26	2	1:45
9/21	Connecticut	0	3	21	1	1:25	3	7	15	1	2:11
9/28	at Michigan State	0	3	4	0	1:36	0	10	50	2	3:09
10/12	Rutgers	7	2	70	2	0:47	0	1	-8	0	0:10
10/19	at Maryland	7	5	69	4	1:57	7	8	75	6	3:17
10/26	at Nebraska	3	11	71	2	4:42	7	5	75	2	1:28
11/2	Northwestern	3	11	67	3	5:21	0	1	22	0	0:12
11/16	at Penn State										
11/23	Michigan										
11/30	at Purdue										

SECOND HALF OPENING POSSESSIONS

DATE	Opponent	PTS.	Indiana			FD	TIME	PTS.	Opponent		
			PLAYS	YDS.	YDS.				PLAYS	YDS.	FD
8/31	vs. Ball State	7	7	63	3	2:54	7	7	65	2	3:19
9/7	Eastern Illinois	7	6	96	4	3:07	0	9	34	2	4:34
9/14	Ohio State	0	8	31	2	3:47	7	7	75	4	2:45
9/21	Connecticut	7	10	90	5	5:04	0	5	23	1	2:10
9/28	at Michigan State	3	12	81	5	6:38	0	4	26	0	1:49
10/12	Rutgers	7	4	71	1	2:05	0	3	3	0	1:46
10/19	at Maryland	0	5	49	2	3:00	0	3	5	0	1:29
10/26	at Nebraska	0	9	30	3	3:29	0	3	8	0	1:29
11/2	Northwestern	0	6	27	1	3:15	0	3	0	0	0:27
11/16	at Penn State										
11/23	Michigan										
11/30	at Purdue										

INDIANA THIRD DOWN, FOURTH DOWN & RED ZONE EFFICIENCY

Third Down and...

Date	Opponent	1	2	3	4	5	6	7	8	9	10+	Total	Fourth Down	Red Zone
8/31	vs. Ball State	2-2	-	2-2	-	0-1	0-1	0-3	1-1	-	1-2	6-12	-	3-3
9/7	Eastern Illinois	2-2	2-3	2-2	1-2	-	1-2	1-1	-	0-2	1-2	10-16	0-2	5-6
9/14	Ohio State	2-3	-	-	-	0-1	-	0-2	0-2	-	1-9	3-17	1-2	1-3
9/21	Connecticut	1-1	2-2	-	4-4	1-1	-	-	-	-	0-2	8-10	-	5-5
9/28	at Michigan State	2-2	0-1	1-2	0-1	-	0-1	0-1	0-1	1-2	2-2	6-13	0-1	4-4
10/12	Rutgers	4-4	1-1	0-1	0-1	0-1	1-2	-	-	0-1	0-1	6-12	0-2	4-5
10/19	at Maryland	1-1	0-2	0-1	1-2	1-1	1-1	-	0-1	-	1-4	5-13	1-1	4-5
10/26	at Nebraska	2-2	-	1-1	0-1	-	1-2	1-3	1-1	0-1	1-3	7-14	2-2	6-6
11/2	Northwestern	1-1	1-1	0-1	0-1	-	1-2	2-3	-	-	0-4	5-13	0-1	6-6
11/16	at Penn State													
11/23	Michigan													
11/30	at Purdue													
Totals		17-18	6-10	6-10	6-12	2-5	5-11	4-13	2-6	1-6	7-29	56-120	4-11	38-43

Third-and-Short (1-3 yds.): 29-38 (76.3%)
Indiana on Third Down: 56-120 (46.7%)

Third-and-Medium (4-7 yds.): 17-41 (41.5%)
Indiana on Fourth Down: 4-11 (36.4%)

Third-and-Long (8+ yds.): 10-41 (24.4%)
Indiana in the Red Zone: 38-43 (88.4%, 29 TDs, 9 FG)

TIME OF POSSESSION

Date	Opponent	Score	Overall	1st Qtr	2nd Qtr	3rd Qtr	4th Qtr	1st Half	2nd Half
8/31	vs. Ball State	34-24	29:01	5:27	7:08	7:48	8:38	12:35	16:26
9/7	Eastern Illinois	52-0	32:35	8:52	6:25	7:27	9:51	15:17	17:18
9/14	Ohio State	10-51	32:10	7:14	7:51	8:45	8:20	15:05	17:05
9/21	Connecticut	38-3	35:52	11:22	7:40	6:20	10:30	19:02	16:50
9/28	at Michigan State	31-40	34:20	6:54	8:47	13:05	5:34	15:41	18:39
10/12	Rutgers	35-0	36:18	7:01	6:03	11:30	11:44	13:04	23:14
10/19	at Maryland	34-28	35:32	7:54	9:53	7:16	10:29	17:47	17:45
10/26	at Nebraska	38-31	32:28	8:21	5:48	8:54	9:25	14:09	18:19
11/2	Northwestern	34-3	38:43	8:08	8:39	9:59	11:57	16:47	21:56
11/16	at Penn State								
11/23	Michigan								
11/30	at Purdue								

SCORING DRIVES

Opponent	Qtr.	Plays	Yards	TOP	Scoring Play	Obtained
vs. Ball State	1	10	60	3:29	Logan Justus 48-yard field goal	Punt
vs. Ball State	1	2	78	0:42	Nick Westbrook 75-yard pass from Michael Penix Jr.	Kickoff
vs. Ball State	2	11	57	3:21	Logan Justus 30-yard field goal	Downs
vs. Ball State	2	9	59	1:10	Logan Justus 49-yard field goal	Punt
vs. Ball State	3	7	63	2:54	Stevie Scott III 4-yard rush	Kickoff
vs. Ball State	4	8	65	2:20	Stevie Scott III 2-yard rush	Punt
vs. Ball State	4	7	38	4:05	Logan Justus 50-yard field goal	Kickoff
Eastern Illinois	1	10	59	3:55	Miles Marshall 10-yard pass from Michael Penix Jr.	Kickoff
Eastern Illinois	1	9	68	4:18	Stevie Scott III 5-yard rush	Punt
Eastern Illinois	1	2	32	0:29	Cole Gest 3-yard rush	Blocked punt
Eastern Illinois	2	10	80	4:41	Peyton Hendershot 8-yard pass from Michael Penix Jr.	Punt
Eastern Illinois	2	1	64	0:12	Ronnie Walker Jr. 64-yard pass from Peyton Ramsey	Punt
Eastern Illinois	3	6	96	3:07	Donavan Hale 43-yard pass from Peyton Ramsey	Punt
Eastern Illinois	4	7	55	2:37	Sampson James 1-yard rush	Punt
Eastern Illinois	4	4	1	0:45	Charles Campbell 48-yard field goal	Downs
Ohio State	1	9	59	3:43	Logan Justus 29-yard field goal	Kickoff
Ohio State	2	8	78	3:02	Peyton Hendershot 49-yard pass from Donovan Hale	Kickoff
Connecticut	1	12	75	6:23	Whop Philyor 12-yard pass from Peyton Ramsey	Kickoff
Connecticut	2	10	70	4:59	Logan Justus 27-yard field goal	Punt
Connecticut	2	9	68	4:02	Peyton Hendershot 4-yard pass from Peyton Ramsey	Missed FG
Connecticut	3	-	-	-	Cam Jones 44-yard interception return	Interception
Connecticut	3	10	90	5:04	Nick Westbrook 16-yard pass from Peyton Ramsey	Punt
Connecticut	4	8	70	4:11	Stevie Scott III 6-yard rush	Downs
at Michigan State	1	6	68	2:04	Whop Philyor 28-yard pass from Michael Penix Jr.	Downs
at Michigan State	2	10	80	5:45	Michael Penix Jr. 2-yard rush	Punt
at Michigan State	3	12	81	6:38	Logan Justus 26-yard field goal	Kickoff
at Michigan State	4	13	80	6:36	Donavan Hale 12-yard pass from Michael Penix Jr.	Punt
at Michigan State	4	6	78	1:27	Whop Philyor 11-yard pass from Michael Penix Jr.	Kickoff
Rutgers	1	-	-	-	Reakwon Jones 17-yard fumble return	Fumble
Rutgers	1	2	70	0:47	Peyton Hendershot 14-yard pass from Michael Penix Jr.	Punt
Rutgers	1	5	59	2:43	Nick Westbrook 19-yard pass from Michael Penix Jr.	Punt
Rutgers	3	4	71	2:05	Ty Fryfogle 10-yard pass from Michael Penix Jr.	Kickoff
Rutgers	3	13	98	7:07	Sampson James 1-yard rush	Punt
at Maryland	1	5	69	1:57	Donavan Hale 28-yard pass from Michael Penix Jr.	Kickoff
at Maryland	1	8	75	3:05	Stevie Scott III 3-yard rush	Kickoff
at Maryland	2	12	77	4:24	Logan Justus 20-yard field goal	Kickoff
at Maryland	2	8	63	3:38	Nick Westbrook 26-yard pass from Peyton Ramsey	Kickoff
at Maryland	3	5	62	2:17	Stevie Scott III 9-yard rush	Punt
at Maryland	4	4	-1	0:53	Logan Justus 34-yard field goal	Fumble
at Nebraska	1	11	71	4:42	Logan Justus 22-yard field goal	Kickoff
at Nebraska	1	7	71	3:30	Peyton Ramsey 8-yard rush	Kickoff
at Nebraska	2	1	8	0:05	Ty Fryfogle 8-yard pass from Peyton Ramsey	Fumble
at Nebraska	3	5	35	2:27	David Ellis 1-yard rush	Punt
at Nebraska	3	6	65	2:53	Matt Bjorson 2-yard pass from Peyton Ramsey	Kickoff
at Nebraska	4	7	57	2:17	Stevie Scott III 9-yard rush	Fumble
Northwestern	1	11	67	5:21	Logan Justus 27-yard field goal	Kickoff
Northwestern	1	7	47	2:47	Stevie Scott III 2-yard rush	Fumble
Northwestern	2	4	18	1:34	Michael Penix Jr. 1-yard rush	Fumble
Northwestern	2	8	85	4:30	Stevie Scott III 2-yard rush	Punt
Northwestern	3	6	52	3:09	Stevie Scott III 20-yard pass from Peyton Ramsey	Punt
Northwestern	4	8	48	2:42	Logan Justus 30-yard field goal	Punt

20-PLUS YARD PLAYS

Opponent	Play
vs. Ball State	Nick Westbrook 75-yard pass from Michael Penix Jr.
vs. Ball State	David Ellis 33-yard kickoff return
vs. Ball State	Jaylin Williams 29-yard interception return
vs. Ball State	David Ellis 26-yard kickoff return
vs. Ball State	David Ellis 25-yard kickoff return
vs. Ball State	Michael Penix Jr. 24-yard rush
vs. Ball State	Whop Philyor 24-yard rush
vs. Ball State	Peyton Hendershot 22-yard pass from Michael Penix Jr.
vs. Ball State	Cole Gest 21-yard kickoff return
vs. Ball State	David Ellis 20-yard kickoff return
Eastern Illinois	Whop Philyor 36-yard pass from Michael Penix Jr.
Eastern Illinois	Whop Philyor 29-yard pass from Michael Penix Jr.
Eastern Illinois	Donovan Hale 23-yard pass from Michael Penix Jr.
Eastern Illinois	Ronnie Walker Jr. 64-yard pass from Peyton Ramsey
Eastern Illinois	Donovan Hale 27-yard pass from Peyton Ramsey
Eastern Illinois	Donovan Hale 43-yard pass from Peyton Ramsey
Ohio State	David Ellis 25-yard kickoff return
Ohio State	Peyton Ramsey 20-yard rush
Ohio State	David Ellis 21-yard kickoff return
Ohio State	Whop Philyor 28-yard pass from Peyton Ramsey
Ohio State	Donovan Hale 21-yard pass from Peyton Ramsey
Ohio State	Peyton Hendershot 49-yard pass from Donovan Hale
Connecticut	Whop Philyor 21-yard pass from Peyton Ramsey
Connecticut	Donovan Hale 25-yard pass from Peyton Ramsey
Connecticut	Ty Fryfogle 25-yard pass from Peyton Ramsey
Connecticut	Cam Jones 44-yard interception return
Connecticut	Miles Marshall 22-yard pass from Peyton Ramsey
at Michigan State	Whop Philyor 28-yard pass from Michael Penix Jr.
at Michigan State	David Ellis 23-yard kickoff return
at Michigan State	Donovan Hale 28-yard pass from Michael Penix Jr.
at Michigan State	David Ellis 25-yard kickoff return
at Michigan State	Whop Philyor 25-yard pass from Michael Penix Jr.
at Michigan State	David Ellis 21-yard kickoff return
Rutgers	Whop Philyor 56-yard pass from Michael Penix Jr.
Rutgers	Stevie Scott III 26-yard rush
Rutgers	Whop Philyor 54-yard pass from Michael Penix Jr.
Rutgers	Whop Philyor 31-yard pass from Michael Penix Jr.
Rutgers	Stevie Scott III 57-yard rush
Rutgers	Stevie Scott III 31-yard rush
at Maryland	David Ellis 30-yard kickoff return
at Maryland	Donovan Hale 28-yard pass from Michael Penix Jr.
at Maryland	David Ellis 22-yard kickoff return
at Maryland	Peyton Hendershot 28-yard pass from Michael Penix Jr.
at Maryland	Ty Fryfogle 29-yard pass from Peyton Ramsey
at Maryland	David Ellis 28-yard kickoff return
at Maryland	Nick Westbrook 26-yard pass from Peyton Ramsey
at Maryland	Stevie Scott III 34-yard rush
at Maryland	Stevie Scott III 27-yard rush
at Nebraska	Peyton Hendershot 22-yard pass from Peyton Ramsey
at Nebraska	Allen Stallings IV 68-yard fumble recovery
at Nebraska	Peyton Hendershot 40-yard pass from Peyton Ramsey
at Nebraska	Ty Fryfogle 38-yard pass from Peyton Ramsey
at Nebraska	Whop Philyor 24-yard pass from Peyton Ramsey
at Nebraska	Whop Philyor 23-yard pass from Peyton Ramsey
at Nebraska	Whop Philyor 23-yard pass from Peyton Ramsey
at Nebraska	Stevie Scott III 23-yard pass from Peyton Ramsey
at Nebraska	Ty Fryfogle 22-yard pass from Peyton Ramsey
at Nebraska	Whop Philyor 21-yard pass from Peyton Ramsey
at Nebraska	Whop Philyor 20-yard pass from Peyton Ramsey
Northwestern	Whop Philyor 41-yard pass from Michael Penix Jr.
Northwestern	Whop Philyor 35-yard pass from Michael Penix Jr.
Northwestern	Donovan Hale 32-yard pass from Peyton Ramsey
Northwestern	Stevie Scott III 27-yard rush
Northwestern	Stevie Scott III 20-yard pass from Peyton Ramsey

-touchdowns in bold

20-YARD PLAY BREAKDOWN

<u>Passing</u>	<u>Rushing</u>	<u>Kickoff Return</u>	<u>Punt Return</u>	<u>Interception Return</u>	<u>Fumble Return</u>
39 (8)	9 (-)	13 (-)	-	2 (1)	1 (-)

-touchdowns in ()

CAREER 20-PLUS YARD OFFENSIVE PLAYS

#1 WHOP PHILYOR • WR

Receiving

- 65-yard pass from Ramsey vs. Michigan State, 2018
- 56-yard pass from Penix vs. Rutgers, 2019
- 54-yard pass from Penix vs. Rutgers, 2019
- 41-yard pass from Penix vs. Northwestern, 2019
- 36-yard pass from Penix vs. Eastern Illinois, 2019
- 36-yard pass from Lagow vs. Rutgers, 2017
- 35-yard pass from Penix vs. Northwestern, 2019
- 31-yard pass from Penix vs. Rutgers, 2019
- 29-yard pass from Penix vs. Eastern Illinois, 2019
- 28-yard pass from Penix at Michigan State, 2019
- 28-yard pass from Ramsey vs. Ohio State, 2019
- 25-yard pass from Penix at Michigan State, 2019
- 24-yard pass from Ramsey at Nebraska, 2019
- 24-yard pass from Lagow vs. Wisconsin, 2017
- 23-yard pass from Ramsey at Nebraska, 2019
- 23-yard pass from Ramsey at Nebraska, 2019
- 21-yard pass from Ramsey at Nebraska, 2019
- 21-yard pass from Ramsey vs. Connecticut, 2019
- 20-yard pass from Ramsey at Nebraska, 2019
- 20-yard pass from Ramsey at Michigan State, 2017

Rushing

- 29-yard rush vs. Ball State, 2018
- 26-yard rush vs. Penn State, 2018
- 22-yard rush vs. Ball State, 2019

YEAR	RUSH	CATCH	PASS	TOTAL
2019	1	16 (1-TD)	-	17 (1)
2018	2	1 (1)	-	3 (1)
2017	-	3	-	3
CAREER	3	20 (2)	-	23 (2)

#2 REESE TAYLOR • DB

Receiving

- 22-yard pass from Ramsey at Michigan, 2018

Rushing

- 32-yard rush at FIU, 2018

YEAR	RUSH	CATCH	PASS	TOTAL
2018	1	1	-	2

#3 TY FRYFOGLE • WR

Receiving

- 38-yard pass from Ramsey at Nebraska, 2019
- 37-yard pass from Ramsey at Minnesota, 2018
- 35-yard pass from Ramsey vs. Maryland, 2018
- 33-yard pass from Ramsey vs. Iowa, 2018
- 29-yard pass from Ramsey at Maryland, 2019
- 25-yard pass from Ramsey vs. Connecticut, 2019
- 25-yard pass from Penix vs. Penn State, 2018
- 25-yard pass from Ramsey at Rutgers, 2018
- 24-yard pass from Ramsey vs. Iowa, 2018
- 22-yard pass from Ramsey at Nebraska, 2019
- 20-yard pass from Ramsey vs. Purdue, 2018

YEAR	RUSH	CATCH	PASS	TOTAL
2019	-	4 (0)	-	4 (0)
2018	-	7 (2)	-	7 (2)
CAREER	-	11 (2)	-	11 (2)

#6 DONAVAN HALE • WR

Receiving

- 49-yard pass from Lagow vs. Wake Forest, 2016
- 43-yard pass from Ramsey vs. Eastern Illinois, 2019
- 43-yard pass from Ramsey vs. Maryland, 2018
- 43-yard pass from Ramsey at Minnesota, 2018
- 37-yard pass from Ramsey vs. Maryland, 2018
- 34-yard pass from Penix Jr. at FIU, 2018
- 33-yard pass from Ramsey vs. Virginia, 2018
- 32-yard pass from Ramsey vs. Northwestern, 2019
- 32-yard pass from Ramsey at Virginia, 2017
- 32-yard pass from Lagow at Rutgers, 2016
- 28-yard pass from Penix at Maryland, 2019
- 28-yard pass from Penix at Michigan State, 2019
- 28-yard pass from Lagow vs. Ohio State, 2017

- 27-yard pass from Ramsey vs. Eastern Illinois, 2019
- 27-yard pass from Lagow vs. Penn State, 2016
- 25-yard pass from Ramsey vs. Connecticut, 2019
- 23-yard pass from Penix vs. Eastern Illinois, 2019
- 21-yard pass from Ramsey vs. Ohio State, 2019
- 21-yard pass from Ramsey vs. Purdue, 2018
- 20-yard pass from Lagow vs. Ohio State, 2017

Passing

- 49-yard pass to Hendershot vs. Ohio State, 2019

YEAR	RUSH	CATCH	PASS	TOTAL
2019	-	8 (2)	1 (1)	9 (3)
2018	-	6 (1)	-	6 (1)
2017	-	3 (2)	-	3 (2)
2016	-	3 (1)	-	3 (1)
CAREER	-	20 (6)	1 (1)	21 (7)

#8 STEVIE SCOTT III • RB

Rushing

- 57-yard rush vs. Rutgers, 2019
- 45-yard rush at Ohio State, 2018
- 42-yard rush vs. Virginia, 2018
- 40-yard rush vs. Virginia, 2018
- 35-yard rush at Michigan, 2018
- 34-yard rush at Maryland, 2019
- 31-yard rush vs. Rutgers, 2019
- 27-yard rush vs. Northwestern, 2019
- 27-yard rush at Maryland, 2019
- 27-yard rush vs. Maryland, 2018
- 26-yard rush vs. Rutgers, 2019
- 22-yard rush vs. Maryland, 2018
- 22-yard rush at Minnesota, 2018

Receiving

- 20-yard pass from Ramsey vs. Northwestern, 2019

YEAR	RUSH	CATCH	PASS	TOTAL
2019	6	2 (1)	-	8 (1)
2018	7 (1)	-	-	7 (1)
CAREER	13 (1)	2 (1)	-	15 (2)

#9 MICHAEL PENIX JR. - QB

Passing

- 75-yard pass to Westbrook vs. Ball State, 2019
- 56-yard pass to Philyor vs. Rutgers, 2019
- 54-yard pass to Philyor vs. Rutgers, 2019
- 41-yard pass to Philyor vs. Northwestern, 2019
- 36-yard pass to Philyor vs. Eastern Illinois, 2019
- 35-yard pass to Philyor vs. Northwestern, 2019
- 34-yard pass to Hale at FIU, 2018
- 31-yard pass to Philyor vs. Rutgers, 2019
- 29-yard pass to Philyor vs. Eastern Illinois, 2019
- 28-yard pass to Hendershot at Maryland, 2019
- 28-yard pass to Hale at Maryland, 2019
- 28-yard pass to Hale at Michigan State, 2019
- 28-yard pass to Philyor at Michigan State, 2019
- 25-yard pass to Philyor at Michigan State, 2019
- 25-yard pass to Fryfogle vs. Penn State, 2018
- 23-yard pass to Hale vs. Eastern Illinois, 2019
- 22-yard pass to Hendershot vs. Ball State, 2019

Rushing

- 24-yard rush vs. Ball State, 2019

YEAR	RUSH	CATCH	PASS	TOTAL
2019	1	-	15 (3)	16 (3)
2018	-	-	2	2
CAREER	1	-	17 (3)	18 (3)

#12 PEYTON RAMSEY - QB

Passing

- 65-yard pass to Philyor vs. Michigan State, 2018
- 64-yard pass to Walker vs. Eastern Illinois, 2019
- 45-yard pass to Mack vs. Charleston Southern, 2017
- 43-yard pass to Hale vs. Eastern Illinois, 2019
- 43-yard pass to Hale vs. Maryland, 2018
- 43-yard pass to Hale at Minnesota, 2018
- 42-yard pass to Williams vs. Georgia Southern, 2017
- 41-yard pass to Westbrook at Michigan, 2018
- 40-yard pass to Hendershot at Nebraska, 2019
- 40-yard pass to Westbrook vs. Purdue, 2018
- 38-yard pass to Fryfogle at Nebraska, 2019
- 38-yard pass to Westbrook at Ohio State, 2018
- 37-yard pass to Hale vs. Maryland, 2018
- 37-yard pass to Fryfogle at Minnesota, 2018
- 35-yard pass to Fryfogle vs. Maryland, 2018
- 34-yard pass to Cobbs at Maryland, 2017
- 33-yard pass to Fryfogle vs. Iowa, 2018
- 33-yard pass to Hale vs. Virginia, 2018
- 32-yard pass to Hale vs. Northwestern, 2019
- 32-yard pass to Hendershot at Ohio State, 2018
- 32-yard pass to Hale at Virginia, 2017
- 30-yard pass to Timian at Michigan, 2018
- 30-yard pass to Harris at Ohio State, 2018
- 30-yard pass to Westbrook at Ohio State, 2018
- 29-yard pass to Fryfogle at Maryland, 2019
- 29-yard pass to Cobbs at Michigan State, 2017
- 29-yard pass to Cobbs at Virginia, 2017
- 28-yard pass to Philyor vs. Ohio State, 2019
- 28-yard pass to Timian vs. Virginia, 2018
- 27-yard pass to Hale vs. Eastern Illinois, 2019
- 27-yard pass to Williams vs. Charleston Southern, 2017
- 26-yard pass to Westbrook at Maryland, 2019
- 25-yard pass to Fryfogle vs. Connecticut, 2019
- 25-yard pass to Hale vs. Connecticut, 2019
- 25-yard pass to Timian vs. Maryland, 2018
- 25-yard pass to Hendershot at Rutgers, 2018
- 25-yard pass to Harris at Rutgers, 2018
- 25-yard pass to Fryfogle at Rutgers, 2018
- 24-yard pass to Philyor at Nebraska, 2019
- 24-yard pass to Fryfogle vs. Iowa, 2018
- 24-yard pass to Timian vs. Michigan, 2017
- 23-yard pass to Philyor at Nebraska, 2019
- 23-yard pass to Philyor at Nebraska, 2019
- 23-yard pass to Scott III at Nebraska, 2019
- 23-yard pass to Westbrook at Rutgers, 2018
- 23-yard pass to Westbrook vs. Virginia, 2018
- 23-yard pass to Timian at Maryland, 2017
- 23-yard pass to Gest at Maryland, 2017
- 23-yard pass to Williams at Penn State, 2017
- 23-yard pass to Cobbs vs. Charleston Southern, 2017
- 22-yard pass to Fryfogle at Nebraska, 2019
- 22-yard pass to Hendershot at Maryland, 2019
- 22-yard pass to Marshall vs. Connecticut, 2019
- 22-yard pass to Taylor at Michigan, 2018
- 22-yard pass to Timian vs. Iowa, 2018
- 22-yard pass to Bjorson vs. Ball State, 2018
- 22-yard pass to Hendershot at Rutgers, 2018
- 22-yard pass to Cobbs at Maryland, 2017
- 21-yard pass to Philyor at Nebraska, 2019
- 21-yard pass to Philyor vs. Connecticut, 2019
- 21-yard pass to Hale vs. Ohio State, 2019
- 21-yard pass to Harris vs. Penn State, 2018
- 21-yard pass to Hale vs. Purdue, 2018
- 21-yard pass to Westbrook vs. Purdue, 2018
- 21-yard pass to Westbrook at Rutgers, 2018
- 20-yard pass to Scott III vs. Northwestern, 2019
- 20-yard pass to Philyor at Nebraska, 2019
- 20-yard pass to Philyor at Michigan State, 2017
- 20-yard pass to Fryfogle vs. Purdue, 2018
- 20-yard pass to Westbrook at Michigan, 2018
- 20-yard pass to Westbrook vs. Ball State, 2018

CAREER 20-PLUS YARD OFFENSIVE PLAYS

Rushing

- **35-yard rush vs. Maryland, 2018**
- 29-yard rush at Michigan, 2018
- 29-yard rush at Minnesota, 2018
- **26-yard rush at Virginia, 2017**
- 23-yard rush at Rutgers, 2018
- **23-yard rush vs. Purdue, 2018**
- 20-yard rush vs. Ohio State, 2019

YEAR	RUSH	CATCH	PASS	TOTAL
2019	1	-	23 (4)	24 (4)
2018	5 (2)	-	34 (9)	39 (11)
2017	1 (1)	-	14 (7)	15 (8)
CAREER	7 (3)	-	71 (20)	78 (23)

#13 MILES MARSHALL • WR

Receiving

- 22-yard pass from Ramsey vs. Connecticut, 2019

YEAR	RUSH	CATCH	PASS	TOTAL
2019	-	1	-	1

#15 NICK WESTBROOK • WR

Receiving

- **79-yard pass from Lagow vs. Ball State, 2016**
- **75-yard pass from Penix Jr. vs. Ball State, 2019**
- **75-yard pass from Lagow vs. Wake Forest, 2016**
- 50-yard pass from Lagow at Ohio State, 2016
- 44-yard pass from Lagow vs. Purdue, 2016
- **43-yard pass from Lagow vs. Ball State, 2016**
- 41-yard pass from Ramsey at Michigan, 2018
- 41-yard pass from Lagow at Rutgers, 2016
- **40-yard pass from Ramsey vs. Purdue, 2018**
- **40-yard pass from Lagow vs. Penn State, 2016**
- 38-yard pass from Ramsey at Ohio State, 2018
- 37-yard pass from Lagow at Michigan, 2016
- **36-yard pass from Diamont vs. Utah, 2016**
- 34-yard pass from Lagow vs. Penn State, 2016
- 33-yard pass from Lagow at Northwestern, 2016
- 30-yard pass from Ramsey at Ohio State, 2018
- **26-yard pass from Ramsey at Maryland, 2019**
- 26-yard pass from Lagow at FIU, 2016
- 23-yard pass from Ramsey at Rutgers, 2018
- **23-yard pass from Ramsey vs. Virginia, 2018**
- 23-yard pass from Sudfeld vs. Duke, 2015
- 22-yard pass from Lagow at Michigan, 2016
- 22-yard pass from Lagow at Rutgers, 2016
- 22-yard pass from Lagow vs. Michigan State, 2016
- 21-yard pass from Ramsey vs. Purdue, 2018
- 21-yard pass from Ramsey at Rutgers, 2018
- 20-yard pass from Ramsey at Michigan, 2018
- 20-yard pass from Ramsey vs. Ball State, 2018
- 20-yard pass from Lagow vs. Wake Forest, 2016

YEAR	RUSH	CATCH	PASS	TOTAL
2019	-	2 (2)	-	2 (2)
2018	-	10 (2)	-	10 (2)
2016	-	16 (5)	-	16 (5)
2015	-	1	-	1
CAREER	-	29 (9)	-	29 (9)

#23 RONNIE WALKER JR. • RB

Receiving

- **64-yard pass from Ramsey vs. Eastern Illinois, 2019**

Rushing

- **30-yard rush vs. Penn State, 2018**

YEAR	RUSH	CATCH	PASS	TOTAL
2019	-	1 (1)	-	1 (1)
2018	1 (1)	-	-	1 (1)
CAREER	1 (1)	1 (1)	-	2 (2)

#86 PEYTON HENDERSHOT • TE

Receiving

- **49-yard pass from Hale vs. Ohio State, 2019**
- 40-yard pass from Ramsey at Nebraska, 2019
- **32-yard pass from Ramsey at Ohio State, 2018**
- 28-yard pass from Penix at Maryland, 2019
- 25-yard pass from Ramsey at Rutgers, 2018
- 22-yard pass from Ramsey at Maryland, 2019
- 22-yard pass from Ramsey at Rutgers, 2018
- 22-yard pass from Penix Jr. vs. Ball State, 2019

YEAR	RUSH	CATCH	PASS	TOTAL
2019	-	5 (1)	-	5 (1)
2018	-	3 (1)	-	3 (1)
CAREER	-	8 (2)	-	8 (2)

#89 MATT BJORSON • TE

Receiving

- 22-yard pass from Ramsey vs. Ball State, 2018

YEAR	RUSH	CATCH	PASS	TOTAL
2018	-	1	-	1

- Plays in BOLD indicate a touchdown

GAME 1
INDIANA 34, BALL STATE 24
AUGUST 31, 2019

Score by Quarters	1	2	3	4	Score
Indiana	10	6	7	11	34
Ball State	3	7	7	7	24

1st	09:44	IND	Justus 48 yd field goal, 10-60 3:29
	03:30	BALL	Rimmler 22 yd field goal, 13-70 6:14
	02:41	IND	Westbrook 75 yd pass from Penix Jr. (Justus kick), 2-78 0:42
2nd	13:58	BALL	Huntley 1 yd run (Rimmler kick), 5-45 1:31
	03:12	IND	Justus 30 yd field goal, 11-57 3:21
	00:01	IND	Justus 49 yd field goal, 9-59 1:10
3rd	11:53	IND	Scott III 4 yd run (Justus kick), 7-63 2:54
	08:34	BALL	Fletcher 45 yd pass from Plitt (Rimmler kick), 7-65 3:19
4th	13:47	IND	Scott III 2 yd run (Hendershot pass from Ellis), 8-65 2:20
	06:28	BALL	Tyler 36 yd pass from Plitt (Rimmler kick), 8-93 2:25
	02:15	IND	Justus 50 yd field goal

	IND	BALL
FIRST DOWNS	25	26
RUSHES-YARDS (NET)	33-148	40-100
PASSING YDS (NET)	326	298
Passes Att-Comp-Int	41-24-2	41-26-1
TOTAL OFFENSE PLAYS-YARDS	74-474	81-398
Fumble Returns-Yards	0-0	0-0
Punt Returns-Yards	1-11	1-0
Kickoff Returns-Yards	5-125	2-35
Interception Returns-Yards	1-29	2-0
Punts (Number-Avg)	3-51.7	5-45.4
Fumbles-Lost	0-0	0-0
Penalties-Yards	5-65	5-35
Possession Time	29:01	30:59
Third-Down Conversions	6 of 12	7 of 16
Fourth-Down Conversions	0 of 0	1 of 2
Red-Zone Scores-Chances	3-3	2-2
Sacks By: Number-Yards	3-24	0-0

RUSHING: **Indiana**-Penix Jr., Michael 7-67; Scott III, Stevie 19-48; Philyor, Whop 1-22; Walker Jr., Ronnie 1-14; Gest, Cole 1-3; James, Sampson 1-0; **TEAM** 3-minus 6. **Ball State**-Huntley, Caleb 22-81; Hall, Justin 2-13; Fletcher, W. 5-11; Dunner, Malik 1-4; Hurt, Markice 2-minus 1; Plitt, Drew 8-minus 8.

PASSING: **Indiana**-Penix Jr., Michael 24-40-2-326; **TEAM** 0-1-0-0. **Ball State**-Plitt, Drew 26-41-1-298.

RECEIVING: **Indiana**-Philyor, Whop 6-66; Fryfogle, Ty 6-41; Hendershot, Peyton 4-69; Westbrook, Nick 3-103; Scott III, Stevie 3-28; Hale, Donovan 1-16; Walker Jr., Ronnie 1-3. **Ball State**-Hall, Justin 6-39; Miller, Riley 5-51; Fletcher, W. 4-45; Tyler, Yo'Heinz 3-71; Davis, Antwan 3-60; Jones, Will 2-16; Huntley, Caleb 2-7; Givan, Nolan 1-9.

INTERCEPTIONS: **Indiana**-Williams, Jaylin 1-29. **Ball State**-Uzodinma, A. 1-0; Phillips, A. 1-0.

FUMBLES: **Indiana**-None. **Ball State**-None.

SACKS (UA-A): **Indiana**-Johnson, Jerome 1-1; Miller, James 0-1; Johnson, Jamar 1-0. **Ball State**-None.

TACKLES (UA-A): **Indiana**-Jones, Reakwon 2-9; Ball, Marcelino 5-5; Matthews, Devon 6-3; McFadden, Micah 3-3; Jones, Cam 3-3; Johnson, Jerome 3-2; Layne, Raheem 4-0; Brown Jr., Andre 4-0; Miller, James 2-2; Ziemba, Michael 2-1; Harris, Juan 0-3; Head Jr., James 2-0; Elliott, Demarcus 1-1; Williams, Jaylin 1-1; Bryant, Alfred 1-0; Johnson, Jamar 1-0; Allen, Thomas 1-0; Everett, Gavin 1-0; Casey, Aaron 1-0; Burgess, Juwan 0-1; Jones, Shamar 0-1; Fitzgerald, Bryant 0-1. **Ball State**-Cosby, Bryce 7-2; White, Jacob 4-5; Wilborn, Ray 4-5; Phillips, A. 1-7; Albright, C. 2-5; Martin, Brandon 2-4; Thomas, Jaylin 1-5; Coll, Clayton 1-3; Burns, Brock 0-3; Jennette, James 0-3; Ropati, Tuni 0-3; Daw, Jimmy 2-0; Williams, J. 1-1; Hall, Shannon 1-1; Lee, Malcolm 0-2; Rudy, Cody 1-0; Jones, Will 1-0; Mims, Kryon 1-0; Hohlt Trevor 1-0; James, Isaac 0-1; Dunner, Malik 0-1; Crumb, Chris 0-1.

POST-GAME NOTES

TEAM

- Today's game kicked off the 135th season of Indiana Football.
- Indiana has won 14 of its last 16 season openers.
- Head coach **Tom Allen** is 2-1 in openers, with the lone loss coming in 2017 to No. 2 Ohio State.
- IU has won 15 of its last 16 non-conference games, including seven straight.
- Indiana leads the all-time series with the Cardinals, 7-3, and has won three-consecutive contests.
- IU is now 40-9-1 (.810) all-time against Mid-American Conference opponents.
- The Hoosiers won the coin toss and elected to defer.
- True freshmen **D.K. Bonhomme, David Ellis, Sampson James, Tiawan Mullen** and **Sean Wracher** made their Indiana debuts.
- Senior left tackle **Coy Cronk**, fifth-year senior linebacker **Reakwon Jones**, fifth-year senior right guard **Simon Stepaniak** and fifth-year senior wide receiver **Nick Westbrook** served as game captains.

OFFENSE

- Redshirt freshman **Michael Penix Jr.** became the first IU freshman quarterback to start a season opener since Antwaan Randle El in 1998.
- Penix joined Randle El as the only freshman to surpass 300 passing yards in his first start and is one of just four freshmen to reach the benchmark (Kellen Lewis, Bob Hoernschemeyer). The Tampa native finished with 326 yards on 24-of-40 with one touchdown. Penix added 67 yards on the ground for 393 total yards.
- His total yards and passing yards trail only Randle El for the most in a debut. Randle El posted 467 total yards and 385 passing yards against Western Michigan on Sept. 12, 1998.
- The Hoosiers reached the end zone for the first time in 2019 when Penix connected with fifth-year senior **Nick Westbrook** from 75 yards out in the first quarter. It marked Indiana's longest passing touchdown since Westbrook hauled in a 75-yarder from Richard Lagow vs. Wake Forest on Sept. 24, 2016.
- Westbrook now owns three 70-plus yard TDs (79, 75, 75), two of which have come against Ball State (79, Ball State in 2016), while the 75-yarder was a career-best for Penix.
- The Lake Mary, Fla., native went over 100 yards for the sixth time in his career with 103 on three receptions.
- **Stevie Scott III** reached the end zone twice, his third-career multi-score rushing game. The sophomore rushed for 48 yards, matched a career-best with three catches and set a career-high with 28 receiving yards.
- Redshirt sophomore tight end **Peyton Hendershot** set new career-highs with 69 yards and four receptions. Hendershot also hauled in a two-point conversion in the fourth quarter.
- Junior **Ty Fryfogle** set a new career-high with six receptions and finished with 41 yards.
- Junior **Whop Philyor** caught six balls for 66 yards and added a 22-yard rush.
- Penix, junior left guard Harry Crider and redshirt sophomore right tackle Caleb Jones made their first career starts.

DEFENSE

- Fifth-year senior linebacker **Reakwon Jones** led the Hoosiers in tackles with a career-high 11, his first double-digit game.
- Redshirt junior husky **Marcelino Ball** matched his career-best for the fifth time with 10 stops.
- Sophomore safety **Devon Matthews** posted a career-high with nine tackles and six solos.
- Sophomore linebackers **Micah McFadden** (1 TFL) and Cam Jones (1 PBU, 1 QBH) also netted career-bests with six stops.
- Sophomore husky **Jamar Johnson** secured the team's first sack of the season and the first of his career in the third quarter.
- Redshirt junior defensive lineman **Jerome Johnson** and redshirt freshman linebacker **James Miller** combined for a sack in the fourth quarter, and Johnson accounted for the team's final sack later in the stanza.
- Johnson tied his career-high with 1.5 sacks and five tackles. He now owns six career sacks, while Miller entered the sack column for the first time.
- Sophomore **Jaylin Williams** pulled in his second career interception in the fourth quarter, returning the pick 29 yards.
- With the INT, the Hoosiers have at least one takeaway in their last 19 games, the longest streak in the country, and at least one pick in 11 straight contests.
- Fifth-year senior cornerback **Andre Brown Jr.** posted four stops to push his career total to 101.
- Redshirt sophomore defensive end **Alfred Bryant**, redshirt sophomore defensive tackle **Juan Harris**, sophomore defensive end **James Head Jr.**, sophomore safety **Devon Matthews** and sophomore linebacker **Micah McFadden** made their first career starts.

SPECIAL TEAMS

- Fifth-year senior **Logan Justus** put the Hoosiers first points of 2019 on the board with a then-career-long 48-yard field goal in the opening quarter. He then went on to best that twice, including a 49-yarder in the second quarter and a 50-yarder in the fourth quarter. Justus also added a 30-yard field goal to finish the game with a career-high four, tying the single-game Indiana record.
- The McCordsville, Ind., native collected his second game with at least three field goals, and is now 19-of-22 in his career (86.3 percent). Justus recorded his sixth-career multi-FG game and his fourth in five games, and he has hit 12 of his last 13 attempts.
- Justus is the 11th Hoosier (22nd time) to record a 50-yarder.
- Freshman **David Ellis** returned four kicks for 104 yards. In addition, he completed a two-point conversation on a pass to **Peyton Hendershot** in the fourth quarter.
- Fifth-year senior **Haydon Whitehead** averaged 51.7 yards on three punts. Whitehead recorded a career-best 63-yard effort in the fourth quarter and had two punts downed inside the 10-yard line.

GAME 2
INDIANA 52, EASTERN ILLINOIS 0
SEPTEMBER 7, 2019

Score by Quarters	1	2	3	4	Score
Eastern Illinois	0	0	0	0	0
Indiana	21	14	7	10	52

1st	11:05	IND	Marshall 10 yd pass from Penix Jr. (Justus kick), 10-59	3:55
	4:28	IND	Scott III 5 yd run (Justus kick), 9-68	4:18
	1:34	IND	Gest 3 yd run (Justus kick), 2-32	0:29
2nd	1:44	IND	Hendershot 8 yd pass from Penix Jr. (Justus kick), 10-80	4:41
	1:07	IND	Walker Jr. 64 yd pass from Ramsey (Justus kick), 1-64	0:12
3rd	7:19	IND	Hale 43 yd pass from Ramsey (Justus kick), 6-96	3:07
4th	13:28	IND	James 1 yd run (Campbell kick), 7-55	2:37
	11:54	IND	Campbell 48 yd field goal, 4-1	0:45

	EIU	IND
Score	0	52
FIRST DOWNS	5	26
RUSHES-YARDS (NET)	31-52	34-114
PASSING YDS (NET)	64	441
Passes Att-Comp-Int	25-11-0	41-30-0
TOTAL OFFENSE PLAYS-YARDS	56-116	75-555
Fumble Returns-Yards	0-0	0-0
Punt Returns-Yards	0-0	3-13
Kickoff Returns-Yards	0-0	1-14
Interception Returns-Yards	0-0	0-0
Punts (Number-Avg)	11-31.5	3-41.3
Fumbles-Lost	0-0	0-0
Penalties-Yards	6-39	6-45
Possession Time	27:25	32:35
Third-Down Conversions	2 of 16	10 of 16
Fourth-Down Conversions	1 of 2	0 of 2
Red-Zone Scores-Chances	0-0	5-6
Sacks By: Number-Yards	0-0	3-17

RUSHING: **Eastern Illinois**-McCULLOUGH 6-17; HAYES-BENEFIELD 6-14; BRANTLEY 10-9; WALKER 5-8; COLUMBUS 3-7; ROWELL 1-3). **Indiana**-Scott III, Stevie 12-61; James, Sampson 12-22; Penix Jr., Michael 2-12; Walker Jr., Ronnie 3-12; Tuttle, Jack 2-7; Gest, Cole 1-3; Lloyd, Ahrod 1-1; Hale, Donavan 1-4).

PASSING: **Eastern Illinois**-BRANTLEY 8-17-0-49; WOODBERY 3-8-0-15. **Indiana**-Ramsey, Peyton 13-14-0-226; Penix Jr., Michael 14-20-0-197; Tuttle, Jack 3-7-0-18.

RECEIVING: **Eastern Illinois**-SHEEHAN 2-18; LOFTON 2-16; RAY 2-10; 1-8; PINKSTON 1-6; ROOKS 1-5; WALKER 2-1. **Indiana**-Hale, Donavan 5-110; Philyor, Whop 4-75; Walker Jr., Ronnie 1-64; Hendershot, Peyton 5-52; Fryfogle, Ty 2-26; Scott III, Stevie 2-26; Ellis, David 2-26; Ivy Jr., Turon 3-24; James, Sampson 2-21; Marshall, Miles 2-17; Gest, Cole 1-3; Shayotovich, Luke 1-3).

INTERCEPTIONS: **Eastern Illinois**-none. **Indiana**-none.

FUMBLES: **Eastern Illinois**-none. **Indiana**-none.

SACKS (UA-A): **Eastern Illinois**-none. **Indiana**-Head Jr., James 1-1; Elliott, Demarcus 1-0; McFadden, Micah 0-1.

TACKLES (UA-A): **Eastern Illinois**-CAPUTO 7-0; CRITTENDEN 5-1; WILLIAMS 5-1; SHOCKEY 3-2; DEWBERRY 3-1; WILLIAMS 3-1; GREER 2-2; CROSBY 2-1; JACKSON 2-1; JOHNSON 3-0; PAGE 2-0; ROSS 1-1; AQEL 2-0; EDWARDS 2-0; LEACH 2-0; GULLEY 1-0; FILER 1-0; JOHNSON 0-1; COLUMBUS 1-0; OJO 1-0; UBAIKE 1-0; SHEEHAN 1-0; DEO 1-0; COLE 1-0; VARGA 1-0. **Indiana**-Head Jr., James 2-2; Jones, Reakwon 4-0; Elliott, Demarcus 4-0; Bryant, Khalil 2-2; Miller, James 3-0; Fitzgerald, Bryant 3-0; McFadden, Micah 2-1; Bryant, Alfred 3-0; Layne, Raheem 1-1; Pierre, Noah 0-2; Allen, Thomas 0-2; McCabe, Gavin 2-0; Stallings IV, Allen 1-1; Johnson, Jerome 0-1; Taylor, Reese 1-0; Burgess, Juwan 1-0; Sanguinetti, Josh 1-0; Matthews, Devon 1-0; Bonhomme, D.K. 1-0; Casey, Aaron 0-1; Everett, Gavin 1-0; Ziemba, Michael 1-0; Jones, Shamar 0-1.

POST-GAME NOTES

TEAM

- Indiana Football opened its 60th season at Memorial Stadium.
- The 52-point margin of victory was the most in Memorial Stadium history, eclipsing the 51-point win the Hoosiers had over Missouri (58-7) on Sept. 22, 1990. It was also IU's largest margin of victory since a 54-0 blanking of Nebraska in Bloomington on Oct. 14, 1944.
- Indiana is 42-18 in Memorial Stadium openers with wins in 16 of its last 18 and 33 of its last 38.
- The Hoosiers improved to 2-0 for the second-straight season, the second time under head coach **Tom Allen** and the fourth time in the past five campaigns.
- Today marked the first meeting between the two programs.
- IU has won 16 of its last 17 non-conference games, including eight straight.
- The 1979 Holiday Bowl championship team held its 40-year reunion this weekend.
- Indiana received the ball first for the first time this season after Eastern Illinois won the coin toss and deferred to the second half.
- Senior left tackle **Coy Cronk**, fifth-year senior linebacker **Reakwon Jones**, fifth-year senior right guard **Simon Stepaniak** and fifth-year senior wide receiver **Nick Westbrook** served as game captains. The four are the Hoosiers season captains.
- The 1979 Holiday Bowl championship team captains served as today's honorary captains: quarterback Tim Clifford, fullback Tony D'Orazio, linebacker Terry Tallen and defensive end Brent Tisdale.
- True freshmen **Sio Nofogagoto'a**, **Beau Robbins**, **Josh Sanguinetti** and **Larry Tracy III**, made their season debuts to push the number of Indiana true freshmen seeing the field in 2019 to nine.

OFFENSE

- The 52 points scored in a home opener was the most for IU since beating Indiana State, 73-35, on Aug. 29, 2013.
- Indiana scored 35 points in the first half, its first half over 30 points since a 31-point opening 30 minutes against Georgia Southern on Sept. 23, 2017.
- The Hoosiers posted 21 points in the first quarter, their first time with 21-or-more in a quarter since the final stanza at Minnesota on Oct. 26, 2018 (22 points).
- Redshirt freshman **Michael Penix Jr.** completed 14-of-20 (70.0 percent) for 197 yards and two touchdowns in just under one half of play. The multi-TD game was the first of his career.
- On his first pass of 2019, redshirt junior **Peyton Ramsey** hit **Ronnie Walker Jr.** in the flat and Walker raced 64 yards for his first-career receiving score. It marked Ramsey's second-career 60-plus yard touchdown.
- Ramsey added a 43-yard TD to fifth-year senior **Donavan Hale** in the third quarter and closed out the afternoon 13-for-14 (92.9 percent), a new program single-game completion percentage mark, with 226 yards and a pair of TDs.
- The Cincinnati native moved into a share of eighth on the program's career passing scores list (31) and into ninth on the career passing yardage list (4,481).
- Hale went over 100 yards for the first time in his career with 110 yards on five receptions. The Largo, Fla., native owns nine career touchdowns.
- **Stevie Scott III** rushed for 61 yards on 12 attempts with a 5-yard TD. The sophomore has reached the end zone on the ground in seven-straight games, has three rushing scores in 2019 and 13 in his career.
- Tight end **Peyton Hendershot** hauled in his first touchdown of the year and the third of his career, from 8 yards out, in the second quarter. The redshirt sophomore made a career-high five grabs for 52 yards.
- Junior **Whop Philyor** tallied four catches for a season-high 75 yards.
- Redshirt freshman **Miles Marshall** opened the scoring with his first-career reception, a 10-yard TD.
- True freshman **Sampson James** scored his first career touchdown on a 1-yard run in the fourth.
- Redshirt freshman **Turon Ivy Jr.** set career-highs with the first three receptions of his career for 24 yards.
- True freshman **David Ellis** recorded the first two catches (26 yards) of his career.
- A total of 12 players had at least one reception in the game, while eight different players had at least one rush.
- Sophomore tight end **Matt Bjorson** made his first-career start.

DEFENSE

- Indiana recorded its first shutout since a 41-0 whitewashing of Rutgers on Nov. 18, 2017. It is the third shutout in the Tom Allen Era.
- The shutout was the first for the Hoosiers in a home opener since beating Toledo, 27-0, on Sept. 4, 1993.
- The shutout was the largest for IU since beating Nebraska, 54-0, on Oct. 14, 1944.
- The 116 total yards allowed are the fewest by Indiana dating back to 1966.
- The 64 yards passing allowed are the fewest since the Hoosiers allowed just 58 to Michigan on Oct. 14, 2017.
- The 52 rushing yards allowed are the fewest since IU allowed 33 at Illinois on Nov. 11, 2017.
- Indiana held EIU to -5 total yards in the first quarter - 0 passing and -5 rushing - and posted three-and-outs on all three of the Panthers drives. The Hoosiers posted eight total three-and-outs in the game.
- The Hoosiers' streak of at least one takeaway in 19 games, the longest streak in the country, and at least one pick in 11 straight contests, was snapped.
- Redshirt sophomore defensive end **Alfred Bryant** posted a pair of tackles for loss in the first quarter, his second-career, multi-TFL game.
- Sophomore defensive tackle **Demarcus Elliott** and sophomore defensive end **James Head Jr.** each recorded the first sacks of their careers in the opening quarter. Head added a half-sack in the second quarter.
- Elliott and sophomore husky **Jamar Johnson** made their first-career starts.

SPECIAL TEAMS

- Redshirt freshman linebacker **Aaron Casey** blocked an Eastern Illinois punt in the first quarter, which led to the Hoosiers third touchdown. It was the team's first blocked punt since **Peyton Hendershot** against Ball State on Sept. 15, 2018.
- Fifth-year senior **Logan Justus** converted all six of his PAT attempts in the game.
- Redshirt sophomore **Charles Campbell** hit his first career field goal, converting from 48 yards out in the fourth quarter.

GAME 3
OHIO STATE 51, INDIANA 10
SEPTEMBER 14, 2019

Score by Quarters	1	2	3	4	Score
Ohio State	7	23	21	0	51
Indiana	3	7	0	0	10

1st 7:28 OSU - Fields 3 yd run (Haubeil kick), 9-68 2:56
3:45 IND - Justus 29 yd field goal, 9-59 3:43
2nd 11:26 OSU - Olave 37 yd pass from Fields (Haubeil kick), 6-63 2:24
10:15 OSU - Olave safety
8:30 OSU - Hill 9 yd pass from Fields (Haubeil kick), 5-75 1:45
4:09 OSU - Dobbins 26 yd run (Haubeil kick), 5-58 1:53
1:07 IND - Hendershot 49 yd pass from Hale (Justus kick), 8-78 3:02
3rd 12:15 OSU - Dobbins 4 yd pass from Fields (Haubeil kick), 7-75 2:45
4:58 OSU - Teague 40 yd run (Haubeil kick), 9-97 3:30
0:00 OSU - Arnette 96 yd interception return (Haubeil kick)

	OSU	IND
Score	51	10
FIRST DOWNS	30	15
RUSHES-YARDS (NET)	42-306	31-42
PASSING YDS (NET)	214	215
Passes Att-Comp-Int	29-17-0	36-21-1
TOTAL OFFENSE PLAYS-YARDS	71-520	67-257
Fumble Returns-Yards	0-0	0-0
Punt Returns-Yards	2-19	1(-1)
Kickoff Returns-Yards	2-32	7-113
Interception Returns-Yards	1-96	0-0
Punts (Number-Avg)	3-44.0	8-33.8
Fumbles-Lost	2-1	2-0
Penalties-Yards	5-45	5-54
Possession Time	27:50	32:10
Third-Down Conversions	5 of 10	3 of 17
Fourth-Down Conversions	0 of 0	1 of 2
Red-Zone Scores-Chances	3-4	1-3
Sacks By: Number-Yards	5-30	2-12

RUSHING: **Ohio State**-Dobbins, J.K. 22-193; Teague, Master 10-106; Fields, Justin 4-11; Crowley, Marcus 2-6; McCall, Demario 2-5; Hoak, Gunnar 1(-7); TM 1(-8). **Indiana**-Ramsey, Peyton 14-14; James, Sampson 4-14; Scott III, Stevie 6-9; Gest, Cole 2-6; Philyor, Whop 2-4; Walker Jr., Ronnie 1-0; Tuttle, Jack 2(-5).

PASSING: **Ohio State**-Fields, Justin 14-24-0-199; Hoak, Gunnar 1-1-0-9; Chugunov, Chris 2-4-0-6. **Indiana**-Ramsey, Peyton 19-33-1-162; Hale, Donovan 1-1-0-49; Tuttle, Jack 1-2-0-4.

RECEIVING: **Ohio State**-Olave, Chris 3-70; Victor, B. 4-66; Mack, Austin 2-27; Hill, K.J. 2-23; Dobbins, J.K. 2-14; Wilson, Garrett 2-8; Brown, Cameron 2-6. **Indiana**-Hendershot, Peyton 4-70; Philyor, Whop 3-41; Hale, Donovan 2-33; Westbrook, Nick 3-31; Fryfogle, Ty 2-22; Marshall, Miles 1-10; Scott III, Stevie 1-9; Walker Jr., Ronnie 2-4; Gest, Cole 3(-5).

INTERCEPTIONS: **Ohio State**-Arnette, Damon 1-96. **Indiana**-none.

FUMBLES: **Ohio State**-Brown, Cameron 1-1; TM 1-0. **Indiana**-Fryfogle, Ty 1-0; Ramsey, Peyton 1-0.

SACKS (UA-A): **Ohio State**-Young, Chase 2-0; Friday, Tyler 1-0; Jean-Baptiste 1-0; Hamilton, David 1-0. **Indiana**-Elliott, Demarcus 1-0; Stallings IV, Allen 1-0.

TACKLES (UA-A): **Ohio State**-Fuller, Jordan 5-0; Werner, Pete 5-0; Williamson, M. 3-1; Harrison, Malik 3-1; Okudah, Jeff 3-0; Young, Chase 2-1; Mitchell, T. 1-2; Wade, Shaun 3-0; White, Brendon 3-0; Brown, Cameron 3-0; Friday, Tyler 2-1; Arnette, Damon 2-0; Browning, Baron 1-1; Jean-Baptiste 2-0; Harrison, Zach 1-1; Jackson, A. 1-1; Hamilton, Davon 2-0; Mack, Austin 1-0; Cornell, Jashon 1-0; Riep, Amir 1-0; Banks, Sevnyn 1-0; Gant, Dallas 0-1; Hooker, Marcus 1-0; Borland, Tuf 1-0; Pope, K'Vaughan 1-0; Hilliard, J. 1-0; Landers, Robert 0-1; Togia, Tommy 1-0. **Indiana**-Williams, Jaylin 4-0; Burgess, Juwan 2-2; Miller, James 4-0; Elliott, Demarcus 4-0; Layne, Raheem 4-0; McFadden, Micah 4-0; Ziemba, Michael 2-2; Johnson, Jamar 2-1; Jones, Reakwon 3-0; Matthews, Devon 3-0; Fitzgerald, Bryant 3-0; Allen, Thomas 2-1; Stallings IV, Allen 3-0; Mullen, Tiawan 2-0; Ball, Marcelino 1-1; Johnson, Jerome 1-1; Brown Jr., Andre 1-0; Bryant, Khalil 0-1; Bryant, Alfred 1-0; Jones, Shamar 0-1.

POST-GAME NOTES

TEAM

- Ohio State marked Indiana's 12th Top-10 opponent since the start of 2015, tied for the third-most nationally with Auburn and Michigan State, behind Alabama (17) and the Buckeyes (13).
- IU also has faced eight Top-5 foes since the start of 2015, tied for the second-most nationally with Auburn and Clemson, behind Alabama (12).
- The Hoosiers received the ball first for the second time this season after OSU won the coin toss and deferred to the second half.
- Senior left tackle **Coy Cronk**, fifth-year senior linebacker **Reakwon Jones**, fifth-year senior right guard **Simon Stepaniak** and fifth-year senior wide receiver **Nick Westbrook** served as game captains. The four are the team's season captains.
- Former Indiana linebacker Tegray Scales (2014-17) and television/film director David Anspaugh served as today's honorary captains.

OFFENSE

- Fifth-year senior wide receiver **Donavan Hale** became the 45th Hoosier to surpass 1,000 career yards. He made two receptions for 33 yards.
- Hale also completed the first pass of his career when he hit redshirt sophomore tight end **Payton Hendershot** for a 49-yard touchdown.
- It marked the first TD toss by a wideout since Mitchell Paige found Richard Lagow from 5 yards out in the Hoosiers win over No. 17 Michigan State on Oct. 1, 2016.
- The 49-yarder was a career-long for Hendershot, who finished with a career-high 70 yards on four receptions. Hendershot now owns 13 catches for 191 yards and two scores in 2019. He totaled 15 receptions for 163 yards and two touchdowns in 2018.
- Hendershot's 191 yards rank 10th on the program's single-season list for tight ends.
- Quarterback **Payton Ramsey** made his first start of his 2019 and the 17th of his career. The redshirt junior moved into ninth place on the program's career list for total offense (5,095).
- Sophomore running back **Stevie Scott III** saw his streak of seven-straight games crossing the goal line snapped.

DEFENSE

- Junior defensive end **Michael Ziemba** recorded a career-high four tackles, including two solos. His 1.5 TFLs and two quarterback hurries were also a career-high.
- Redshirt sophomore safety **Juwan Burgess** forced his first career fumble in the fourth quarter, while senior safety **Khalil Bryant** made the recovery, the first of his career.
- IU has a takeaway in 20 of its last 21 games.
- Fifth-year senior defensive end **Allen Stallings IV** recorded his sixth-career sack in the second quarter, and sophomore defensive tackle **Demarcus Elliott** added his second-career sack in the fourth quarter. Elliott added matched a career-high with four tackles.

SPECIAL TEAMS

- Fifth-year senior kicker **Logan Justus** continued his perfect season with a 29-yard field goal, his fifth of the year, in the opening stanza and his ninth extra point.
- Indiana's career field goal percentage leader is now 20-of-23 on field goals (87.0 percent) and 41-of-42 on PATs (97.6 percent).
- Justus reached the 100-point mark for his career with his field goal.

GAME 4
INDIANA 38, CONNECTICUT 3
SEPTEMBER 21, 2019

Score by Quarters	1	2	3	4	Score
Connecticut	3	0	0	0	3
Indiana	7	10	14	7	38

1st 11:24 UCONN - Harris 41 yd field goal, 7-15 2:11
5:01 IND - Philyor 12 yd pass from Ramsey (Justus kick), 12-75 6:23
2nd 13:35 IND - Justus 27 yd field goal, 10-70 4:59
1:42 IND - Hendershot 4 yd pass from Ramsey (Justus kick), 9-68 4:02
3rd 12:50 IND - Jones, C. 44 yd interception return (Justus, Logan kick)
4:37 IND - Westbrook 16 yd pass from Ramsey (Justus kick), 10-90 5:04
4th 8:47 IND - Scott III 6 yd run (Justus kick), 8-70 4:11

	UCONN	IND
Score	3	38
FIRST DOWNS	9	25
RUSHES-YARDS (NET)	22-51	40-178
PASSING YDS (NET)	94	252
Passes Att-Comp-Int	30-15-1	28-24-1
TOTAL OFFENSE PLAYS-YARDS	52-145	68-430
Fumble Returns-Yards	0-0	0-0
Punt Returns-Yards	1-12	3-15
Kickoff Returns-Yards	0-0	1-11
Interception Returns-Yards	1-1	1-44
Punts (Number-Avg)	6-44.0	1-57.0
Fumbles-Lost	0-0	1-1
Penalties-Yards	7-45	5-45
Possession Time	24:08	35:52
Third-Down Conversions	3 of 14	8 of 10
Fourth-Down Conversions	1 of 2	0 of 0
Red-Zone Scores-Chances	0-0	5-5
Sacks By: Number-Yards	1-7	2-5

RUSHING: **Connecticut**-MENSAH, Kevin 10-34; THOMPCKINS, Art 7-20; ROSS, Cameron 1-7; ZERGIOTIS, Jack 4-(10). **Indiana**-Scott III, Stevie 21-97; James, Sampson 5-20; Ellis, David 1-17; Philyor, Whop 1-11; Walker Jr., Ronnie 3-10; Tuttle, Jack 2-9; Ramsey, Peyton 4-8; Thomas, Connor 2-8; TEAM 1-(2).

PASSING: **Connecticut**-ZERGIOTIS, Jack 14-28-1-90; KRAJEWSKI, Steve 1-2-0-4. **Indiana**-Ramsey, Peyton 23-27-1-247; Tuttle, Jack 1-1-0-5.

RECEIVING: **Connecticut**-ROSS, Cameron 3-30; ROSE, Jay 5-28; THOMPCKINS, Art 3-16; DRAYTON, Matt 1-8; MEDLOCK, Jayce 1-6; BROWN, Ardell 1-4; MENSAH, Kevin 1-2. **Indiana**-Philyor, Whop 4-47; Fryfogle, Ty 5-47; Hendershot, Peyton 5-43; Marshall, Miles 2-35; Westbrook, Nick 2-32; Hale, Donovan 1-25; Scott III, Stevie 2-11; Bjorson, Matt 1-6; Ellis, David 1-5; Gest, Cole 1-1.

INTERCEPTIONS: **Connecticut**-HARRIS, Dillon 1-1. **Indiana**-Jones, Cam 1-44.

FUMBLES: **Connecticut**-none. **Indiana**-Hendershot, Peyton 1-1.

SACKS (UA-A): **Connecticut**-UGUAK, Lwal 1-0. **Indiana**-Stallings IV, Allen 1-0; Johnson, Jerome 0-1; Jones, Shamar 0-1.

TACKLES (UA-A): **Connecticut**-FORTT, Omar 3-5; HARRELL, Diamon 4-3; JONES, Kevon 6-0; WATTS, Eric 4-2; GANYI, Terrence 4-1; COYLE, Tyler 1-4; GILMARTIN, Ryan 3-2; WILLIAMS, Kyle 1-3; HARRIS, Dillon 2-2; ROBINSON, Oneil 2-1; KING, Robert 3-0; BELL, Myles 2-0; HERRING-WILSON 2-0; PAUL, Keyshawn 0-2; MORGAN, D.J. 2-0; THOMAS, Caleb 2-0; JONES, Travis 2-0; UGUAK, Lwal 2-0; TURNER, Messiah 0-1; LUCIEN, Jeremy 1-0; MITCHELL, Jacks 1-0; KEATING, Brian 1-0; DEVAUGHN, Pierce 1-0. **Indiana**-Johnson, Jamar 5-1; Jones, Reakwon 5-1; Jones, Cam 3-1; Matthews, Devon 3-0; Fitzgerald, Bryant 3-0; Ziemba, Michael 2-1; Johnson, Jerome 1-2; Bryant, Khalil 2-0; Allen, Thomas 1-1; Mullen, Tiawan 1-0; Burgess, Juwan 1-0; Ball, Marcelino 1-0; Brown Jr., Andre 1-0; Layne, Raheem 1-0; Pierre, Noah 1-0; McFadden, Micah 1-0; Everett, Gavin 1-0; Jones, Caleb 1-0; Jones, Shamar 0-1; Stallings IV, Allen 1-0.

POST-GAME NOTES

TEAM

- Indiana finished with a perfect 3-0 non-conference mark and has won 17 of its last 18 regular season non-conference games, including nine straight, and 12 of its last 13 at Memorial Stadium.
- IU's nine-consecutive non-conference victories mark the program's longest winning streak since 1909-15 (16 straight).
- The Hoosiers downed Connecticut for the first time in three meetings.
- Offensive lineman **Matthew Bedford** became the 10th true freshman to take the field in 2019.
- Former kicker **Chris Gartner** (1970-72) and linebacker **Donnie Thomas** (posthumously, 1973-75) were officially inducted into the Indiana Athletics Hall of Fame on Friday and were recognized in the second quarter this afternoon.
- Senior left tackle **Coy Cronk**, fifth-year senior linebacker **Reakwon Jones**, fifth-year senior right guard **Simon Stepaniak** and fifth-year senior wide receiver **Nick Westbrook** served as game captains. The four are the team's season captains.
- Gartner, **Peggy Thomas** (wife of **Donnie Thomas**) and former IU linebacker & IU Hall of Famer **Ken Kaczmarek** (1965-67) served as today's honorary captains.
- The Hoosiers received the ball first for the third time this season after the Huskies won the coin toss and deferred to the second half.
- BTN Tailgate, hosted by Dave Revsine, Gerry DiNardo, Howard Griffith and Michelle McMahon, aired live outside the west entrance of Assembly Hall from 10 a.m.-noon.

OFFENSE

- Redshirt junior **Peyton Ramsey** finished 23-of-27 for 247 yards and three touchdowns, his fourth-career game with three passing scores. His completion percentage of 85.2 is third on the program's single-game list. Ramsey owns the first, third and fourth spots.
- The Cincinnati native moved into a tie for 6th on the school's career passing TDs list (34), and into eighth in total offense (5,464) and attempts (726).
- Sophomore **Stevie Scott III** posted season-highs with 21 carries and 97 yards (4.6 average) to go along with one touchdown.
- Scott owns four TDs this year and 14 in his career. He has scored in eight of his last nine games.
- Ten different receivers caught a pass, led by wide receiver **Ty Fryfogle** and tight end **Peyton Hendershot**, who each brought in five balls.
- Fryfogle totaled 47 yards on the day, while Hendershot tallied 43 yards and reached the end zone for the third-straight game.
- **Whop Philyor** opened Indiana's scoring with a 12-yard reception in the opening quarter. It was Philyor's first score of the season and the fifth of his career. The junior finished the afternoon with four catches for 47 yards. Philyor added 11 rushing yards and 15 punt return yards.
- Fifth-year senior **Nick Westbrook** collected his second TD in 2019 and the 13th of his career in the third quarter. He made a pair of receptions for 32 yards.
- Senior left tackle **Coy Cronk** made the 40th start of his career.
- Fifth-year center **Hunter Littlejohn** made the 20th start of his career.

DEFENSE

- Indiana held Connecticut to three points, 145 total yards, 94 passing yards and 51 rushing yards.
- The three points allowed are the fewest against an FBS opponent since the Hoosiers shut out Rutgers on Nov. 18, 2017.
- The 51 rushing yards allowed are the fewest since holding Illinois to 33 on Nov. 11, 2017.
- The 94 passing yards allowed are the fewest since holding Michigan to 54 on Oct. 14, 2017.
- The 145 total yards allowed are the fewest since holding Michigan State to 138 on Oct. 5, 1991.
- IU allowed just 2.79 yards per play against UConn. The Huskies totaled their 145 yards on 52 plays in the game.
- Linebacker **Cam Jones** picked off his second-career pass and returned it 44 yards for a touchdown in the third quarter. The sophomore added four tackles, one for loss, and one pass breakup.
- It marked Indiana's first pick-6 since **Jonathan Crawford** (33 yards) at Florida International on Sept. 1, 2018.
- IU now has a takeaway in 21 of its last 22 games and an INT in 12 of its last 14 games.
- Fifth-year senior linebacker **Reakwon Jones** and sophomore husky **Jamar Johnson** led the Hoosiers with six tackles.
- Senior defensive end **Allen Stallings IV** recorded his second sack of the year (back-to-back games) and the seventh of his career.
- Redshirt junior defensive tackle **Jerome Johnson** (6.5 career) and redshirt freshman defensive tackle **Shamar Jones** (half-sack career) shared a sack.
- Junior defensive end **Michael Ziemba** made the first start of his career.

SPECIAL TEAMS

- Indiana's career field goal percentage leader **Logan Justus** continued his perfect season with a 29-yard field goal, his sixth of the year, in the opening stanza. He connected on all five extra points, bringing his total to 14 this year.
- Justus is now 21-of-24 on field goals (87.5 percent) and 46-of-47 on PATs (97.7 percent).

GAME 5
MICHIGAN STATE 40, INDIANA 31
SEPTEMBER 28, 2019

Score by Quarters	1	2	3	4	Score
Indiana	7	7	3	14	31
Michigan State	7	14	0	19	40

1st	8:04	MSU - Collins 4 yd run (Coghlin kick), 6-71 2:11
	1:35	IND - Philyor 28 yd pass from Penix Jr. (Justus kick), 6-68 2:04
2nd	12:55	MSU - Stewart 5 yd pass from Lewerke (Coghlin kick), 10-75 3:40
	4:07	IND - Penix Jr. 2 yd run (Justus kick), 10-80 5:38
	0:33	MSU - Stewart 26 yd pass from Lewerke (Coghlin kick), 5-56 0:46
3rd	8:23	IND - Justus 26 yd field goal, 12-81 6:32
4th	14:52	IND - Hale 12 yd pass from Penix Jr. (Justus kick), 13-80 6:36
	12:12	MSU - Seybert 10 yd pass from Lewerke (Coghlin kick), 2-26 0:30
	3:33	MSU - Coghlin 44 yd field goal, 13-54 6:25
	2:00	IND - Philyor 11 yd pass from Penix Jr. (Justus kick), 6-78 1:27
	0:05	MSU - Coghlin 21 yd field goal, 5-72 1:55
	0:00	MSU - Dowell 0 yd fumble recovery

	IND	MSU
Score	31	40
FIRST DOWNS	26	23
RUSHES-YARDS (NET)	28-70	34-142
PASSING YDS (NET)	286	300
Passes Att-Comp-Int	42-33-0	36-18-0
TOTAL OFFENSE PLAYS-YARDS	70-356	70-442
Fumble Returns-Yards	0-0	1-0
Punt Returns-Yards	2-12	1-22
Kickoff Returns-Yards	6-113	2-42
Interception Returns-Yards	0-0	0-0
Punts (Number-Avg)	5-45.8	4-54.2
Fumbles-Lost	1-1	0-0
Penalties-Yards	9-85	6-61
Possession Time	34:20	25:40
Third-Down Conversions	6 of 13	5 of 13
Fourth-Down Conversions	0 of 1	1 of 2
Red-Zone Scores-Chances	4-4	4-4
Sacks By: Number-Yards	0-0	1-6

RUSHING: **Indiana**-Scott III, Stevie 18-66; Walker Jr., Ronnie 4-11; Philyor, Whop 1-6; TEAM 1(-2); Penix Jr., Michael 2(-4); James, Sampson 2(-7). **Michigan State**-Lewerke, Brian 12-78; Collins, Elijah 17-56; Nelson, Laress 1-5; Jefferson, La'Darius 2-4; Williams, Anthony 1-2; TEAM 1(-3).

PASSING: **Indiana**-Penix Jr., Michael 33-42-0-286. **Michigan State**-Lewerke, Brian 18-36-0-300.

RECEIVING: **Indiana**-Philyor, Whop 14-142; Hale, Donovan 7-99; Scott III, Stevie 4-28; Fryfogle, Ty 3-25; Hendershot, Peyton 2-8; Ellis, David 1-7; Westbrook, Nick 2-3; Penix Jr., Michael 0-(26). **Michigan State**-Stewart, Darrell 5-117; White, Cody 4-67; Seybert, Matt 3-43; Hayes, C.J. 3-38; Collins, Elijah 1-16; Gillison, Trenton 1-12; Dotson, Matt 1-7.

INTERCEPTIONS: **Indiana**-none. **Michigan State**-none.

FUMBLES: **Indiana**-Penix Jr., Michael 1-1. **Michigan State**-none.

SACKS (UA-A): **Indiana**-none. **Michigan State**-Williams, Raequan 1-0.

TACKLES (UA-A): **Indiana**-Jones, Reakwon 4-1; Elliott, Demarcus 4-1; McFadden, Micah 2-3; Jones, Cam 3-1; Head Jr., James 1-3; Fitzgerald, Bryant 4-0; Williams, Jaylin 2-1; Ball, Marcelino 3-0; Layne, Raheem 3-0; Bryant, Khalil 2-1; Mullen, Tiawan 2-0; Burgess, Juwan 1-1; Miller, James 0-2; Allen, Thomas 1-1; Bryant, Alfred 0-2; Jones, Shamar 1-1; Johnson, Jerome 1-1; Stallings IV, Allen 0-2; Brown Jr., Andre 1-0; Matthews, Devon 0-1; Casey, Aaron 1-0. **Michigan State**-Willekes, Kenny 5-7; Simmons, Antjuan 4-5; Dowell, David 6-2; Thompson, Tyriq 2-5; Bachie, Joe 4-3; Scott, Josiah 3-3; Henderson, Xavier 3-2; Williams, Raequan 2-3; Kline, Chase 1-2; Butler, Josh 3-0; Panasiuk, Jacob 1-2; Long, Dominique 2-0; Dowell, Michael 1-1; Jones, Naquan 1-1; Person, Tre 1-0; Gervin, Kalon 1-0; Warinner, Edward 0-1; Pedrozo, Jude 1-0; Mandryk, Jack 1-0; Panasiuk, Mike 0-1; Beesley, Drew 1-0.

POST-GAME NOTES

OFFENSE

- Redshirt freshman **Michael Penix Jr.** returned to action for the first time since week two and finished 33-of-42 (78.6 percent) for 286 yards with a career-best three passing touchdowns and one rushing TD, the first of his career, in his first-career road start.
- Penix completed a school-record 20-straight passes. The streak is the second-longest in Big Ten history behind Chuck Long's 22-straight in 1984.
- His 33 completions were a career-high and share seventh on the program's single-game list.
- Junior **Whop Philyor** posted his third-career 100-yard receiving game and his third-career double-digit receptions contest with 142 yards on 14 catches and a career-high two touchdowns.
- His 14 receptions set a career-high and are tied for the third-most in a single game by a Hoosier. It's the most receptions in a game for an Indiana receiver since Tandon Doss pulled in 15 in 2010.
- Philyor is the lone IU receiver with multi-games with 10 catches and has reached 100 and 10 twice against Michigan State in his career.
- Fifth-year senior **Donavan Hale** brought in seven catches for 99 yards, including a touchdown in the fourth quarter.
- Sophomore **Stevie Scott III** rushed 18 times for 66 yards. He posted a season-high 19-yard run in the first quarter.
- Scott hauled in a career-high four passes for a career-high-tying 28 yards.
- Indiana's 286 passing yards, 356 total yards and 31 points were season-highs surrendered by Michigan State's defense.
- Fifth-year senior right guard **Simon Stepaniak** made the 25th start of his career.
- True freshman offensive tackle **Matthew Bedford** made the first start of his career.

DEFENSE

- Sophomore linebacker **Micah McFadden** had a career-best two tackles for loss.
- McFadden, fifth-year senior linebacker **Reakwon Jones** and sophomore defensive tackle **Demarcus Elliott** led the team with five tackles each.
- True freshman cornerback **Tiawan Mullen** (4) and redshirt sophomore safety **Bryant Fitzgerald** (2) each finished with career-highs in pass breakups.
- Sophomore defensive end **James Head Jr.** and redshirt junior husky **Marcelino Ball** each posted career-highs in quarterback hurries with two apiece.
- Indiana finished with a season-high seven PBU's and six quarterback hurries.
- Ball made the 30th start of his career.

SPECIAL TEAMS

- Indiana's career field goal percentage leader **Logan Justus** continued his perfect season with a 26-yard field goal, his seventh of the year, in the third quarter. He connected on all four extra points, bringing his total to 18 this year.
- Justus is now 22-of-25 on field goals (88.0 percent) and 50-of-51 on PATs (98.0 percent). His 22 field goals share 10th on the program's career list.
- Fifth-year senior punter **Haydon Whitehead** averaged 45.8 yards on five punts with a long of 65, a career-high.
- True freshman **David Ellis** went over 100 kick return yards for the third time with 103 yards on five returns.

TEAM

- Senior left tackle **Coy Cronk** (injured), fifth-year senior linebacker **Reakwon Jones**, fifth-year senior right guard **Simon Stepaniak** and fifth-year senior wide receiver **Nick Westbrook** served as game captains. The four are the team's season captains.
- Michigan State won the coin toss and elected to receive.

GAME 6
INDIANA 35, RUTGERS 0
OCTOBER 12, 2019

Score by Quarters	1	2	3	4	Score
Rutgers	0	0	0	0	0
Indiana	21	0	14	0	35

1st 14:50 IND - Jones, R. 17 yd fumble recovery (Justus kick)
 12:14 IND - Hendershot 14 yd pass from Penix Jr. (Justus kick), 2-70 0:47
 8:08 IND - Westbrook 19 yd pass from Penix Jr. (Justus kick), 5-59 2:43
 3rd 12:55 IND - Fryfogle 10 yd pass from Penix Jr. (Justus kick), 4-71 2:05
 4:02 IND - James 1 yd run (Justus kick), 13-98 7:07

	RU	IND
Score	0	35
FIRST DOWNS	6	25
RUSHES-YARDS (NET)	33-74	38-260
PASSING YDS (NET)	1	297
Passes Att-Comp-Int	13-5-0	35-24-1
TOTAL OFFENSE PLAYS-YARDS	46-75	73-557
Fumble Returns-Yards	1-6	1-17
Punt Returns-Yards	0-0	2-8
Kickoff Returns-Yards	4-75	1-13
Interception Returns-Yards	1-8	0-0
Punts (Number-Avg)	10-47.3	4-43.0
Fumbles-Lost	1-1	1-1
Penalties-Yards	4-45	7-54
Possession Time	23:42	36:18
Third-Down Conversions	0 of 11	6 of 12
Fourth-Down Conversions	0 of 1	0 of 2
Red-Zone Scores-Chances	0-0	4-5
Sacks By: Number-Yards	0-0	6-42

RUSHING: **Rutgers**-Pacheco, Isaih 14-44; Young, Aaron 5-29; Langan, Johnny 13-3; Barnwell, E. 1-(2). **Indiana**-Scott III, Stevie 12-164; James, Sampson 7-36; Ellis, David 7-35; Ramsey, Peyton 2-11; Penix Jr., Michael 2-5; Walker Jr., Ronnie 3-5; Lloyd, Ahrod 5-4.

PASSING: **Rutgers**-Langan, Johnny 5-13-0-1. **Indiana**-Penix Jr., Michael 20-29-1-282; Ramsey, Peyton 4-6-0-15.

RECEIVING: **Rutgers**-Young, Aaron 3-4; Melton, Bo 1-(1); Woods, Paul 1-(2). **Indiana**-Philyor, Whop 10-182; Westbrook, Nick 5-50; Fryfogle, Ty 3-23; Hendershot, Peyton 1-14; Marshall, Miles 2-10; Scott III, Stevie 1-8; Walker Jr., Ronnie 1-8; Cooper, Gary 1-2.

INTERCEPTIONS: **Rutgers**-Hayes, Damon 1-8. **Indiana**-none.

FUMBLES: **Rutgers**-Langan, Johnny 1-1. **Indiana**-James, Sampson 1-1.

SACKS (UA-A): **Rutgers**-none. **Indiana**-Jones, Cam 2-0; Stallings IV, Allen 1-0; Elliott, Demarcus 1-0; Jones, Reakwon 1-0; Casey, Aaron 1-0.

TACKLES (UA-A): **Rutgers**-Fatukasi, O. 7-5; Fogg, Tyshon 2-9; Maddox-Williams 4-3; Izien, C. 2-4; Paul, Jarrett 2-4; Barrow, Tim 3-2; Dixon, Malik 2-3; Jennings, Deion 1-3; Hayes, Damon 2-2; Young, Avery 1-2; Singleton, Drew 1-2; Robinson, TJ 1-2; Previlon, W. 2-1; Tverdov, Mike 1-2; Battle, Rashawn 1-1; Onyechi, CJ 0-2; Lumor, Elorm 0-1; Taylor, Prince 0-1; Avery, Tre 0-1; Pugh, Aslan 0-1; Kromah, Jamree 0-1; Jutwreten, R. 1-0. **Indiana**-Jones, Cam 6-0; Ziemba, Michael 3-2; McFadden, Micah 1-3; Stallings IV, Allen 3-1; Elliott, Demarcus 3-0; Brown Jr., Andre 2-1; Bryant, Khalil 1-2; Allen, Thomas 2-1; Burgess, Juwan 2-0; Ball, Marcelino 0-2; Layne, Raheem 2-0; Johnson, Jamar 2-0; Matthews, Devon 1-1; Hendershot, Peyton 2-0; Taylor, Reese 1-0; Jones, Reakwon 1-0; Pierre, Noah 1-0; Casey, Aaron 1-0; Nofaogatoto'a, Sio 1-0; Person, C.J. 1-0; Bryant, Alfred 0-1; Johnson, Jerome 1-0.

POST-GAME NOTES

TEAM

- Indiana improved to 4-2 (1-2 Big Ten) in 2019 with a 3-1 mark at Memorial Stadium. IU is outscoring opponents 125-3 in its three home victories this season.
- The Hoosiers are 45-56-6 in 107 Homecoming games.
- Indiana last won on Homecoming in 2010, a 36-34 victory over Arkansas State on Oct. 16.
- IU has won the last four games in the Rutgers series, owns a 4-2 overall lead and a 2-1 edge in Bloomington.
- **Reakwon Jones** scoop-and-score touchdown on the first play of the game was the first opening-play TD for the Hoosiers since Jahkeem Gilmore caught an 80-yard touchdown from Matt LoVecchio on Nov. 6, 2004, at Illinois.
- Today's score happened at the 14:50 mark in the first quarter and is believed to be the fastest TD scored in Memorial Stadium history.
- True freshman tight end **Gary Cooper** (1 catch for 2 yards) and true freshman defensive tackle **C.J. Person** (1 TFL), made their season debuts to push the number of Indiana true freshmen seeing the field in 2019 to 12.

OFFENSE

- Junior wide receiver **Whop Philyor** became the 46th player in Indiana football history to amass 1,000 career receiving yards. Philyor has 97 catches for 1,123 yards.
- Philyor compiled 10 receptions for a career-high 182 yards overall. The 100-yard game marked the fourth of his career and second in as many games.
- He is the first Indiana pass catcher since Ricky Jones to post back-to-back 100-yard receiving games. In 2016, Jones had 208 yards against Wake Forest on Sept. 24, and 124 yards against Michigan State on Oct. 1. Philyor's two-game stretch of 24 catches is the most over a two-game stretch in school history and his 324 yards are the second-most.
- The game marked the fourth time Philyor has hauled in at least 10 receptions in a single game, which extended his program record. He made 14 grabs last time out at Michigan State and is the first Hoosier to record back-to-back 10-plus catch games.
- Indiana compiled a season-high 557 yards of total yards of offense. The game marks the second time this season in which the Hoosier offense compiled at least 500 yards of offense after collecting 555 yards of offense in the 52-0 victory over Eastern Illinois on Sept. 7.
- Redshirt freshman quarterback **Michael Penix Jr.** finished the game with 20 completions on 29 attempts for 282 yards, three touchdowns and one interception. His TD total matched a career-high and marked the second time this season he threw for three scores.
- Sophomore running back **Stevie Scott III** registered 12 carries for 164 yards (13.7 average). The rushing total marked the seventh time in Scott's career in which he has rushed for 100-plus yards and his first time this season.
- Junior wide receiver **Ty Fryfogle** nabbed his first receiving touchdown of the season with a 10-yard scoring grab in the third quarter. The catch was his fourth-career touchdown and first since Nov. 17, 2018 at Michigan.
- Redshirt sophomore tight end **Peyton Hendershot** hauled in his fourth touchdown reception of the season and the sixth of his career on a 14-yard TD reception in the first quarter. He has caught a touchdown in four of the last five games for the Hoosiers.
- Fifth-year senior **Nick Westbrook** brought in his third touchdown of the season and the 14th of his career on a 19-yard TD in the first quarter. His career total ties Bill Malinchak, Duane Gunn and Rob Turner for ninth in program history in career receiving touchdowns.
- True freshman running back **Sampson James** scored his second-career rushing TD on a 1-yard plunge in the third quarter.
- Indiana went on a 13-play, 98-yard scoring drive that covered 7:07 on the clock in the third quarter. The drive was the longest-scoring drive for the Hoosiers in both yardage and time. It marked the second 13-play scoring drive in as many weeks and was the third 90-plus yard scoring drive of the season for IU.

DEFENSE

- Indiana held Rutgers to 5-for-13 passing for one yard. The passing total is the lowest output for a Football Bowl Subdivision (FBS) team this season and the lowest figure IU has yielded against a Big Ten Conference opponent since holding Minnesota to 0 yards on Oct. 19, 1985.
- The Hoosiers have blanked Rutgers in each of RU's last two trips to Memorial Stadium after defeating the Scarlet Knights, 41-0, on Nov. 18, 2017. The last time Indiana shut out a Big Ten opponent in back-to-back home games was in 1991 and 1993 against Michigan State.
- The shutout is the fourth for IU since the start of the 2017 season.
- The Hoosiers held Rutgers to 75 total yards, the fewest allowed dating back to 1966.
- With the first-quarter fumble recovery, Indiana has recorded at least one takeaway in 22 of the last 24 games played.
- Indiana racked up 14 tackles for loss, the first double-digit effort since stopping Purdue 11 times behind the line of scrimmage on Nov. 24, 2018. The TFL total marked the most for an Indiana defense since IU had a school-record 16 tackles for loss against Penn State on Nov. 12, 2016.
- The defense compiled six sacks in the game, the most since securing eight against Illinois on Nov. 11, 2017.
- Rutgers did not convert on a third-down play in 11 attempts. It is the first time on record that Indiana has not allowed a third-down conversion to an opposing offense.
- Sophomore defensive lineman **Demarcus Elliott** totaled a career-high three tackles for loss, including his third sack of the season. His first-quarter strip sack set up Indiana's first touchdown and marked his first-career forced fumble.
- Fifth-year senior **Reakwon Jones** recovered his second-career fumble and took it 17 yards for his first-career touchdown. The scoop-and-score marked the fifth defensive TD for Indiana since **Tom Allen** came to Bloomington ahead of the 2016 season.
- It marked the Hoosiers second defensive TD of 2019 (**Cam Jones** 44-yard INT return) and the defense's first fumble return for a score since Andre Brown Jr. vs. Georgia Southern on Sept. 23, 2017.
- Jones also recorded his first sack of the season. The sack marked the second of his career.
- Sophomore linebacker **Cam Jones** registered his first two sacks in his career to go along with a team-high and career-high six solo stops and a quarterback hurry. He is the first Hoosier since Marcelino Ball to record two sacks in a game. Ball secured two sacks against Michigan State on Sept. 22, 2018.
- Junior defensive end **Michael Ziemba** posted a career-best five tackles, with a half-TFL.
- Senior defensive lineman **Allen Stallings IV** recorded his third sack of the season and the eighth of his career.
- Redshirt freshman linebacker **Aaron Casey** recorded his first-career sack.
- Redshirt sophomore safety **Juwan Burgess**, sophomore cornerback **Jaylin Williams** and true freshman cornerback **Tiawan Mullen** earned their first-career starts.

GAME 7
INDIANA 34, MARYLAND 28
OCTOBER 19, 2019

Score by Quarters	1	2	3	4	Score
Indiana	14	10	7	3	34
Maryland	7	14	7	0	28

1st 13:03 IND - Hale 28 yd pass from Penix Jr. (Justus kick), 5-69 1:57
 9:41 UMD - Okonkwo, C. 11 yd pass from Pigrome, T. (Petrino kick), 8-75 3:17
 6:31 IND - Scott III 3 yd run (Justus kick), 8-75 3:05
 2nd 12:05 UMD - Leake 60 yd run (Petrino kick), 4-80 1:16
 7:36 IND - Justus 20 yd field goal, 12-77 4:24
 4:09 UMD - Demus 15 yd pass from Pigrome, T. (Petrino kick), 7-75 3:27
 0:24 IND - Westbrook 26 yd pass from Ramsey (Justus kick), 8-63 3:38
 3rd 2:32 IND - Scott III 9 yd run (Justus kick), 5-62 2:17
 0:01 UMD - Leake 1 yd run (Petrino kick), 6-81 2:26
 4th 2:49 IND - Justus 34 yd field goal, 4--1 0:53

	IND	UMD
Score	34	28
FIRST DOWNS	28	21
RUSHES-YARDS (NET)	32-186	37-173
PASSING YDS (NET)	334	210
Passes Att-Comp-Int	41-29-1	27-17-1
TOTAL OFFENSE PLAYS-YARDS	73-520	64-383
Fumble Returns-Yards	0-0	0-0
Punt Returns-Yards	1-7	0-0
Kickoff Returns-Yards	5-103	5-77
Interception Returns-Yards	1-0	1-0
Punts (Number-Avg)	5-39.4	5-45.0
Fumbles-Lost	1-0	1-1
Penalties-Yards	11-105	6-62
Possession Time	35:32	24:21
Third-Down Conversions	5 of 13	6 of 14
Fourth-Down Conversions	1 of 1	2 of 3
Red-Zone Scores-Chances	4-5	3-3
Sacks By: Number-Yards	2-18	1-0

RUSHING: **Indiana**-Scott III, Stevie 18-108; Ramsey, Peyton 8-46; Penix Jr., Michael 4-35; TEAM 2-(3). **Maryland**-Leake, Javon 23-158; Fleet-Davis, T. 5-9; Pigrome, T. 9-6.

PASSING: **Indiana**-Ramsey, Peyton 20-27-0-193; Penix Jr., Michael 9-14-1-141. **Maryland**-Pigrome, T. 17-27-1-210.

RECEIVING: **Indiana**-Westbrook, Nick 6-75; Fryfogle, Ty 4-63; Scott III, Stevie 5-36; Hale, Donovan 2-32; Ellis, David 1-11; Walker Jr., Ronnie 2-9; Marshall, Miles 1-7; Philyor, Whop 2-6. **Maryland**-Demus, Dontay 5-82; Mabry, T. 1-52; Okonkwo, C. 5-43; Jones, Darryl 1-10; Savoy, Sean 1-9; Leake, Javon 3-8; Fleet-Davis, T. 1-6.

INTERCEPTIONS: **Indiana**-Taylor, Reese 1-0. **Maryland**-Brooks, Antoine 1-0.

FUMBLES: **Indiana**-Ellis, David 1-0. **Maryland**-Leake, Javon 1-1.

SACKS (UA-A): **Indiana**-Ball, Marcelino 1-0; Johnson, Jamar 1-0. **Maryland**-Eley, Ayinde 0-1; Jones, Keandre 0-1.

TACKLES (UA-A): **Indiana**-Ball, Marcelino 4-1; Bryant, Khalil 3-2; McFadden, Micah 5-0; Burgess, Juwan 4-0; Elliott, Demarcus 3-1; Ziemba, Michael 4-0; Johnson, Jerome 2-2; Taylor, Reese 3-0; Layne, Raheem 3-0; Johnson, Jamar 2-1; Allen, Thomas 2-1; Mullen, Tiawan 2-0; Jones, Cam 2-0; Jones, Reakwon 2-0; Matthews, Devon 2-0; Fitzgerald, Bryant 2-0; Bryant, Alfred 1-1; Williams, Jaylin 0-1; Head Jr., James 1-0; Brown Jr., Andre 1-0; Jones, Shamar 1-0. **Maryland**-Campbell, C. 10-0; Eley, Ayinde 6-2; Brooks, Antoine 7-0; Jones, Deon 4-2; Gater, Lavonte 4-1; Mosley, Jordan 3-1; Jones, Keandre 2-2; Oluwatimi, Seun 4-0; Lewis, Marcus 2-1; Cross, N. 2-0; Capehart, Tahj 2-0; Banks, Deonte 2-0; Cook, Wyatt 2-0; Brand, Bryce 1-0; Howard, Keiron 0-1; Hazel, I. 1-0; Okuyinonu, S. 1-0.

POST-GAME NOTES

TEAM

- With its second-straight Big Ten victory, Indiana evened its Big record at 2-2 and improved to 5-2 overall.
- IU is off to its best seven-game start since 2007 (5-2).
- The Hoosiers won their second-consecutive game against Maryland and their fourth in the last five meetings.
- Indiana holds a 6-2 advantage in the series with a 3-1 road mark.
- Senior left tackle **Coy Cronk** (injured), fifth-year senior linebacker **Reakwon Jones**, fifth-year senior right guard **Simon Stepaniak** and fifth-year senior wide receiver **Nick Westbrook** served as game captains. The four are the team's season captains.
- Maryland won the coin toss and elected to defer. IU is 4-2 when receiving the ball first.

OFFENSE

- Indiana reached 30 points for the sixth time in seven games, 500 yards (520) for the third time and 300 passing yards (334) for the third time.
- IU scored (TD) on its opening offensive possession for the fourth time (3 TDs) in seven games.
- Redshirt junior quarterback **Peyton Ramsey** finished the game completing 20-of-27 passes (74.1 percent) for 193 yards and a 26-yard touchdown. He added 46 yards on the ground on eight carries.
- Ramsey moved into a tie for fifth in school history with 35 career TD passes and sixth with 759 career attempts.
- Fifth-year senior wide receiver **Donavan Hale** hauled in his third touchdown of the season on a 28-yard strike from redshirt freshman quarterback **Michael Penix Jr.** with 13:03 to play in the first quarter. The TD grab was the 11th of his career.
- Fifth-year senior **Nick Westbrook** has racked up 123 career receptions for 1,948 yards after he compiled six catches for 75 yards and the 26-yard score.
- His second-quarter touchdown gave him four on the season and 15 for his career. His career mark moves him into a tie with **Trent Smock** and **Ted Bolser** for seventh in program history.
- Westbrook made the 30th start of his career.
- Redshirt sophomore tight end **Peyton Hendershot** established a career-high with six receptions for a career-best 95 yards.
- Sophomore running back **Stevie Scott III** carried the ball 18 times for 108 yards and two touchdowns. The 100-yard game was the eighth of his career, second of the season, and the third time in his career in which he secured at least two-straight games of 100-plus yards. Scott has tallied four multi-touchdown games in his career.
- The scores marked his sixth of the season and 16th of his career. Scott has registered a rushing TD in nine of the last 12 games and has totaled 12 scores in those 12 games.
- Scott set a career-high with five receptions for a career-best 36 yards.
- Junior **Ty Fryfogle** posted a season-high 63 yards on four catches.
- Junior **Harry Crider** made his first-career start (7th overall) at center.

DEFENSE

- After yielding 239 yards of total offense in the first half, the Hoosiers defense buckled down and held Maryland to 144 yards in the second half. The Terrapins tallied just 48 total yards of offense and committed two turnovers in the final quarter of the game.
- Redshirt sophomore safety **Juwan Burgess** matched a career-best outing with four solo tackles. His fourth-quarter forced fumble was his second of the season and his career. He recovered the loose ball for his second-career fumble recovery and his first of 2019.
- Sophomore cornerback **Reese Taylor** sealed the game with his first-career interception. The pick came with 1:00 left in the game as Maryland was attempting to drive in for the winning score. Reese also totaled a career-best three solo stops in the game.
- Sophomore linebacker **Micah McFadden** set a career-high with five solo tackles. His five stops tied for the team lead.
- Sophomore husky **Jamar Johnson** set a career-high with two tackles for loss and matched a career-best with one sack. The sack marked the second of his career. He finished the game with three tackles (2 solo).
- Redshirt junior husky **Marcelino Ball** recorded his first sack of the season in the third quarter. He has 3.5 sacks in his career. Ball also tallied five total tackles, tied for the team lead, with four solo stops.
- Senior safety **Khalil Bryant** was the third Hoosier with five stops, which matched a career-best.

SPECIAL TEAMS

- Indiana's career field goal percentage leader Logan Justus continued his perfect season with a 21-yard field goal in the second quarter and a 34-yarder in the fourth quarter. He is a perfect 9-for-9 on field goal attempts and 27-for-27 on extra points this year.
- Justus is now 24-of-27 on field goals (88.9 percent) and 59-of-60 on PATs (98.3 percent). His 24 career field goals are tied for ninth in program history and his 59 PATs are 10th on the program's career list.
- The McCordsville, Ind., native has converted nine-straight field goals, a career-best streak, and a mark that ranks tied for the sixth-longest streak in IU history.

GAME 8
INDIANA 38, NEBRASKA 31
OCTOBER 26, 2019

Score by Quarters	1	2	3	4	Score
Indiana	9	7	15	7	38
Nebraska	14	7	3	7	31

1st 13:32 NEB - Vedral 4 yd run (Pickering kick), 5-75 1:28
08:45 IND - Justus 22 yd field goal, 11-71 4:42
06:57 NEB - Vedral 1 yd run (Pickering kick), 5-75 1:48
03:23 IND - Ramsey 8 yd run (Justus kick failed), 7-71 3:30
2nd 12:19 IND - Fryfogle 8 yd pass from Ramsey (Justus kick), 1-8 0:05
00:39 NEB - Noa 24 yd pass from McCaffrey (Pickering kick), 6-74 1:13
3rd 07:30 IND - Ellis 1 yd run (Hendershot pass from Ramsey), 5-35 2:27
02:53 NEB - Pickering 30 yd field goal, 13-63 4:37
00:00 IND - Bjorson 2 yd pass from Ramsey (Justus kick), 6-65 2:53
4th 12:08 IND - Scott III 9 yd run (Justus kick), 7-57 2:17
10:21 NEB - Robinson 4 yd run (Pickering kick), 6-75 1:47

	IND	NEB
FIRST DOWNS	24	26
RUSHES-YARDS (NET)	31-104	50-220
PASSING YDS (NET)	351	294
Passes Att-Comp-Int	40-27-1	23-20-0
TOTAL OFFENSE PLAYS-YARDS	71-455	73-514
Fumble Returns-Yards	1-68	0-0
Punt Returns-Yards	0-0	0-0
Kickoff Returns-Yards	4-52	2-40
Interception Returns-Yards	0-0	1-5
Punts (Number-Avg)	3-40.0	2-30.0
Fumbles-Lost	0-0	3-2
Penalties-Yards	6-84	6-44
Possession Time	32:28	27:32
Third-Down Conversions	7 of 14	6 of 13
Fourth-Down Conversions	2 of 2	1 of 2
Red-Zone Scores-Chances	6-6	4-6
Sacks By: Number-Yards	1-5	2-8

RUSHING: **Indiana**-Scott III, Stevie 16-68; Ramsey, Peyton 9-42; Philyor, Whop 1-2; Ellis, David 1-1; TEAM 4-minus 9. **Nebraska**-W. Robinson 22-83; Luke McCaffrey 12-76; Dedrick Mills 8-30; Noah Vedral 7-21; Wyatt Mazour 1-10.

PASSING: **Indiana**-Ramsey, Peyton 27-40-1-351. **Nebraska**-Noah Vedral 14-16-0-201; Luke McCaffrey 5-6-0-71; JD Spielman 1-1-0-22.

RECEIVING: **Indiana**-Philyor, Whop 14-178; Fryfogle, Ty 4-75; Scott III, Stevie 4-41; Bjorson, Matt 2-6; Hendershot, Peyton 1-40; Marshall, Miles 1-11; Walker Jr., Ronnie 1-0. **Nebraska**-W. Robinson 6-71; JD Spielman 5-97; Kanawai Noa 3-52; Jack Stoll 3-9; Mike Williams 1-34; Noah Vedral 1-22; Austin Allen 1-9.

INTERCEPTIONS: **Indiana**-None. **Nebraska**-Alex Davis 1-5.

FUMBLES: **Indiana**-None. **Nebraska**-Noah Vedral 2-1; Kanawai Noa 1-1.

SACKS (UA-A): **Indiana**-Johnson, Jamar 1-0. **Nebraska**-Ben Stille 1-0; Khalil Davis 1-0.

TACKLES (UA-A): **Indiana**-McFadden, Micah 10-1; Bryant, Khalil 7-3; Bryant, Alfred 3-3; Ball, Marcelino 2-4; Jones, Reakwon 3-2; Brown Jr., Andre 3-1; Miller, James 3-1; Elliott, Demarcus 3-1; Johnson, Jamar 2-1; Head Jr., James 2-1; Layne, Raheem 2-1; Ziemba, Michael 2-1; Matthews, Devon 1-2; Jones, Cam 1-2; Mullen, Tiawan 2-0; Burgess, Juwan 2-0; Johnson, Jerome 1-1; Stallings IV, Allen 0-2; Crider, Harry 1-0; Fitzgerald, Bryant 0-1; Williams, Jaylin 0-1; Allen, Thomas 0-1. **Nebraska**-Mohamed Barry 5-1; Marquel Dismuke 5-1; JoJo Domann 3-3; Dicaprio Bootle 3-3; C. Taylor-Britt 2-4; Will Honas 3-2; Collin Miller 2-3; Lamar Jackson 3-0; Isaiah Stalbird 0-3; Alex Davis 2-0; Garrett Nelson 1-1; Khalil Davis 1-1; Ben Stille 1-1; Carlos Davis 0-2; Noah Vedral 1-0; Eli Sullivan 0-1; Damion Daniels 0-1; Simon Otte 0-1; Eric Lee Jr. 0-1; Brody Belt 0-1; Luke Reimer 0-1; Deontre Thomas 0-1.

POST-GAME NOTES

TEAM

- Indiana improved to 6-2 and 3-2 in the Big Ten.
- IU is off to its best eight-game mark since 1993 (7-1) and is bowl eligible for the third time in five years.
- The Hoosiers have won three-straight conference games for the first time since a four-game winning streak in 1993.
- Indiana posted a 3-0 October record, its first perfect October since 1993 (4-0).
- IU has won back-to-back league road contests for the first time since 2015 (Maryland on Nov. 21, 2015 and Purdue on Nov. 28, 2015).
- The Hoosiers hold a 10-8-3 advantage in the Nebraska series with an 8-5-2 edge in Lincoln.
- Today marked Indiana's first victory over the Cornhuskers since a 23-7 road triumph on Oct. 17, 1959.
- IU claimed its first win over a Big Ten West opponent since Nov. 11, 2017 (at Illinois, 24-14).
- Senior left tackle **Coy Cronk** (injured), fifth-year senior linebacker **Reakwon Jones**, fifth-year senior right guard **Simon Stepaniak** and fifth-year wide receiver **Nick Westbrook** served as game captains. The four are the team's season captains.
- Indiana won the coin toss for the second time season and elected to defer for the second time. IU is 1-0 when winning the coin toss.

OFFENSE

- Indiana reached 30 points for the seventh time in its first eight games, a program record, and for the fifth time in as many games, its longest streak since the final four games of 2015 and the first two games of 2016.
- The Hoosiers passed for 351 yards, their fourth game with 300-plus yards in 2019.
- IU scored (FG) on its opening offensive possession for the third-straight game and the fifth time (3 TDs) in eight games.
- Redshirt junior **Peyton Ramsey** finished the afternoon 27-for-40 (67.5 percent) for a career-high 351 yards, his fourth 300-yard game, with two passing touchdowns (37 career, 8 in 2019) and one rushing TD (8 career, 1 in 2019). It is his 12th career multi-passing score game, and the seventh game of his career with a passing and a rushing touchdown.
- The Cincinnati native added 42 rushing yards for a career-high 393 total yards.
- Ramsey moved into fourth in career completions (535), fifth in passing touchdowns (37) and 300-yard games (4), seventh in total offense (6,022) and eighth in passing yardage (5,321) on the school's career charts. He also sits first in completion percentage (67.0) and sixth in attempts (799).
- Junior **Whop Philyor** collected his third 10-reception game (IU single-season record) and third 100-yard game of the season (T-8th IU single-season list) with 14 for 178.
- Philyor owns five-career games with 10-or-more catches, which extended his Indiana record, and has reached the century mark five times, which shares 12th in program history.
- The Tampa native became the 28th Hoosier to record 100 receptions and is the 27th with 100 catches (113) and 1,000 yards (1,307).
- Junior **Ty Fryfogle** hauled in his second touchdown of 2019 and the fifth of his career in the second quarter. He made four receptions for a career-high 75 yards.
- True freshman **David Ellis** collected his first-career touchdown on a 1-yard rush in the third quarter.
- Sophomore tight end **Matt Bjorson** brought in his first-career TD from 2 yards out to close out the third quarter.
- Sophomore running back **Stevie Scott III** scored from eight yards out in the fourth quarter, his seventh score of the season and the 17th of his career. Scott has registered a rushing TD in 10 of the last 13 games and has totaled 13 scores in those 13 games.
- The Syracuse, N.Y., native posted a career-high 41 receiving yards on four catches. Scott added 68 yards on the ground.

DEFENSE

- Sophomore husky **Jamar Johnson** recorded his third sack of the season and of his career in the second quarter, and stripped Nebraska quarterback Noah Vedral for his first-career forced fumble.
- Senior defensive end **Allen Stallings IV** recovered, the first of his career, and returned it 68 yards to set up an IU touchdown on the next play.
- The 68-yard return is the Hoosiers longest since cornerback Tracy Porter scored on a 76-yard return at Michigan State on Oct. 13, 2007.
- Redshirt sophomore defensive lineman **Alfred Bryant** forced his second-career fumble and redshirt sophomore **Juwan Burgess** made his third-career recovery and second in as many weeks in the fourth quarter.
- Indiana has a takeaway in 24 of its last 26 games and has eight takeaways in 2019 with five fumble recoveries and three interceptions. IU has two multi-takeaway games in 2019, in back-to-back weeks.
- The Hoosiers scored 31 points off of the eight takeaways.
- Sophomore linebacker **Micah McFadden** recorded career-highs with 11 tackles and 10 solo stops.
- Senior safety **Khalil Bryant** also notched a career-high with 10 tackles.

SPECIAL TEAMS

- Indiana's career field goal percentage leader **Logan Justus** opened the scoring with a 22-yarder to improve to 10-for-10 on the season. The McCordsville, Ind., native's 10-straight field goals share fourth in program history.
- Justus is now 25-of-28 on field goals (89.1 percent) and 62-of-64 on PATs (96.9 percent). His 25 career field goals are good for ninth in program history and his 62 PATs are 10th on the program's career list.
- Fifth-year senior **Haydon Whitehead** punted three times and dropped all three inside the 10-yard line (8, 7, 3). Whitehead has landed three inside the 5-yard line and 11 inside the 10-yard line on the season.

GAME 9
INDIANA 34, NORTHWESTERN 3
NOVEMBER 2, 2019

Score by Quarters	1	2	3	4	Score
Northwestern	0	3	0	0	3
Indiana	10	14	7	3	34

1st	09:39	IND	Justus 27 yd field goal, 11-67	5:21
	06:40	IND	Scott III 2 yd run (Justus kick), 7-47	2:47
2nd	14:18	NU	Kuhbander 25 yd field goal, 15-58	7:22
	11:10	IND	Penix Jr. 1 yd run (Justus, Logan kick), 4-18	1:34
	02:36	IND	Scott III 2 yd run (Justus, Logan kick), 8-85	4:30
3rd	01:33	IND	Scott III 20 yd pass from Ramsey (Justus kick), 6-52	3:09
4th	12:28	IND	Justus 30 yd field goal, 8-48	2:42

	NU	IND
FIRST DOWNS	12	24
RUSHES-YARDS (NET)	28-87	51-144
PASSING YDS (NET)	112	270
Passes Att-Comp-Int	31-12-0	25-17-0
TOTAL OFFENSE PLAYS-YARDS	59-199	76-414
Fumble Returns-Yards	0-0	1-5
Punt Returns-Yards	0-0	0-0
Kickoff Returns-Yards	0-0	1-18
Interception Returns-Yards	0-0	0-0
Punts (Number-Avg)	8-38.4	5-36.6
Fumbles-Lost	3-3	0-0
Penalties-Yards	9-97	6-50
Possession Time	21:17	38:43
Third-Down Conversions	3 of 14	5 of 13
Fourth-Down Conversions	1 of 1	0 of 1
Red-Zone Scores-Chances	1-1	6-6
Sacks By: Number-Yards	2-11	1-6

RUSHING: **Northwestern**-Smith, Aidan 6-34; Johnson, Hunter 4-15; McGowan, Kyric 4-14; Brown, Jesse 6-11; Anderson, Drake 7-11; Marty, Andrew 1-2. **Indiana**-Scott III, Stevie 26-116; James, Sampson 8-19; Tuttle, Jack 1-6; Penix Jr., Michael 5-4; Thomas, Connor 3-2; Ramsey, Peyton 5-1; Walker Jr., Ronnie 1-1; Philyor, Whop 2-minus 5.

PASSING: **Northwestern**-Johnson, Hunter 7-17-0-65; Smith, Aidan 5-12-0-47; TEAM 0-1-0-0; Marty, Andrew 0-1-0-0. **Indiana**-Penix Jr., Michael 10-15-0-162; Ramsey, Peyton 7-10-0-108.

RECEIVING: **Northwestern**-Lees, Riley 5-36; Chiaokhiao-Bowm 3-43; McGowan, Kyric 2-8; James, Jace 1-11; Anderson, Drake 1-9; Johnson, Hunter 0-5. **Indiana**-Westbrook, Nick 5-59; Fryfogle, Ty 4-49; Philyor, Whop 2-76; Hale, Donavan 2-41; Scott III, Stevie 1-20; Cooper, Gary 1-13; Bjorson, Matt 1-10; Hendershot, Peyton 1-2.

INTERCEPTIONS: **Northwestern**-None. **Indiana**-None.

FUMBLES: **Northwestern**-Smith, Aidan 1-1; Johnson, Hunter 1-1; Anderson, Drake 1-1. **Indiana**-None.

SACKS (UA-A): **Northwestern**-Adebawore, A 1-0; Saunders, Jake 1-0. **Indiana**-Stallings IV, Allen 1-0.

TACKLES (UA-A): **Northwestern**-Gallagher, B. 8-3; Whillock, T. 6-2; Fisher, Paddy 4-3; Bergin, Chris 5-1; Gaziano, Joe 5-0; Pace, JR 4-0; Ruiz, Cameron 4-0; Newsome II, G. 3-0; Saunders, Jake 2-1; Miller, Alex 2-1; Gold Jr., Jason 2-1; Mueller, Erik 2-0; Adebawore, A 2-0; Miller, Samdup 2-0; Campbell, Roder 2-0; Leota, Eku 1-1; Gallagher, Br 1-0; Hampton, A.J. 1-0; Brown, Jesse 1-0; Kent, Trevor 0-1. **Indiana**-Ball, Marcelino 4-1; Jones, Reakwon 3-1; Miller, James 3-1; Johnson, Jerome 3-0; McFadden, Micah 2-1; Mullen, Tiawan 2-0; Stallings IV, Allen 2-0; Burgess, Juwan 2-0; Head Jr., James 2-0; Pierre, Noah 1-1; Jones, Cam 1-1; Reece, Tamar 1-1; Matthews, Devon 1-1; Ziemba, Michael 1-1; Johnson, Jamar 1-0; Taylor, Reese 1-0; Elliott, Demarcus 1-0; Bryant, Khalil 1-0; Layne, Raheem 1-0; Fitzgerald, Bryant 0-1.

POST-GAME NOTES

TEAM

- Indiana improved to 7-2, 4-2 in the Big Ten and 4-1 at Memorial Stadium.
- IU clinched its first winning season since 2007 (7-6) and has won seven games for just the 13th time in program history. The Hoosiers own five eight-win (1993, 1988, 1987, 1979, 1905) and two nine-win (1967, 1945) campaigns.
- The 7-2 record is Indiana's best opening-game mark since 1993 (7-2) and tied for the fourth-best in program history (1987, 1993). The 1945 (8-0-1), 1967 (8-1) and 1905 (7-1-1) teams hold the Top-3 spots.
- IU's conference and home records are its best five-game starts since the 1993 team posted the same 4-2 and 4-1 marks.
- The Hoosiers have won four-straight league games for the first time since 1993 and the seventh time ever. The four-consecutive wins are tied for the second-most in school history, behind the 1967 team's five-straight victories.
- Indiana has two 30-plus point Big Ten wins this season – Rutgers (35-0) and Northwestern (34-3) – for the first time since 2001 – at Wisconsin (63-32) and Northwestern (56-21).
- Tonight marked the first November night kickoff in Memorial Stadium history.
- IU defeated Northwestern for the first time since a 21-19 victory in Bloomington on Oct. 25, 2008.
- The Hoosiers unveiled a statue of the late George Taliaferro in George Taliaferro Plaza on Friday and wore his number 44 on the left side of the players helmets.
- Taliaferro's daughters Renee Buckner, Terri Johnson and Donna Taliaferro served as honorary game captains.
- Northwestern won the coin toss and elected to defer. Indiana improved to 5-1 when receiving the ball first.

OFFENSE

- Indiana reached 30 points for the eighth time in its first nine games, a program record, and for the sixth time in as many games, tied for the longest streak in school history (last 4 of 2015 and first 2 of 2016).
- The eight 30-point games are tied for the second-most in an IU single season (1988, 2007, 2013). The 2015 offense produced nine 30-point contests.
- IU scored (FG) on its opening offensive possession for the fourth-straight game and the sixth time (3 TDs) in nine games (30 points).
- The Hoosiers first scoring drive covered 11 plays and 5:21. Indiana has 14 double-digit scoring drives and seven drives resulting in points of over 5:00 this year.
- Sophomore running back **Stevie Scott III** reached the end zone twice on the ground, which gives him nine in 2019 and 19 in his career (9th in program history). Scott has three multi-TD rushing games this year and five in his career. He has registered a rushing score in 11 of the last 14 games and has totaled 16 touchdowns (15 rushing, 1 receiving) in those 14 games.
- The Syracuse, N.Y., native added a 20-yard receiving TD in the third stanza, his second-career receiving score and first of the year, for his first-career three-touchdown game.
- Scott rushed 26 times for 116 yards and made one catch for 20 yards. He has three 100-yards games this year and nine in his career, which is tied for 10th in school history.
- Redshirt freshman **Michael Penix Jr.** went 10-of-15 for 162 yards with his second rushing TD of the season in just under two quarters of action.
- Redshirt junior quarterback **Peyton Ramsey** came in relief late in the second quarter and completed 7-of-10 passes for 108 yards and one score.
- The two quarterbacks combined to complete 17-of-25 passes (68.0 percent) for 270 yards and one touchdown. IU has thrown for 270-plus yards in 7-of-9 games, including a stretch of five-straight contests. Indiana is 6-1 in those seven games.
- Fifth-year senior **Nick Westbrook** became the ninth Hoosier to reach 2,000 receiving yards and the first since Shane Wynn (2011-14). Westbrook owns 128 receptions and 2,007 yards, which is 9th in IU history. He is one of seven Hoosiers with 125 receptions and 2,000 yards.
- Westbrook caught a game-high-sharing five passes for 59 yards in the game.
- Junior wide receiver **Ty Fryfogle** tallied four receptions for 49 yards, while junior wide receiver **Whop Philyor** added two catches for a team-high 76 yards.

DEFENSE

- The Hoosiers yielded three total points in their last two Big Ten home victories, marking the second-lowest, two-game home Big Ten opponent scoring output in a single-season and lowest since IU blanked Minnesota (6-0) and Michigan State (6-0) on Nov. 1 and Nov. 8, 1958.
- Indiana has held four opponents: Eastern Illinois (52-0), Connecticut (38-3), Rutgers (35-0) and Northwestern (34-3), to three points or less this season, which marks the most since holding five opponents to three points or less in the 1945 season.
- IU recorded its first three-takeaway game of 2019 with three fumble recoveries. It marked the first time the Hoosiers have recovered three fumbles since its victory over Maryland on Nov. 10, 2018.
- Indiana has a takeaway in 25 of its last 27 games and has 11 takeaways this season with eight fumble recoveries and three interceptions. IU has three multi-takeaway games this year, all in the last three weeks.
- True freshman cornerback **Tiawan Mullen** forced the first fumble of his career and junior defensive end **Michael Ziemba** made the recovery, the first of his career, on Northwestern's opening drive. Ziemba tallied one tackle for loss to give him five for the season and six for his career.
- In the second quarter, sophomore linebacker **Cam Jones** forced a fumble, the third of his career, and Mullen collected his first recovery. Jones added his fourth tackle for loss of his career and his season.
- Redshirt sophomore defensive end **Alfred Bryant** closed out the first half with his first recovery of 2019 and the second of his career.
- IU has scored 45 points off of the 11 takeaways.
- Redshirt junior husky **Marcelino Ball** led the team with five total tackles (4 solo). The game marks his third-straight with at least five stops and fourth of the season. Ball added one pass breakup.
- Senior defensive end **Allen Stallings IV** tallied his fourth sack of the season and the ninth of his career in the third quarter.
- Redshirt junior defensive tackle **Jerome Johnson** secured three tackles and one TFL.

SPECIAL TEAMS

- Indiana's career field goal percentage leader **Logan Justus** connected on both of his field goal attempts, his third multi-FG game of 2019 (8 career), to improve to 12-for-12 on the season. The McCordsville, Ind., native's 12-straight field goals are second in program history. Austin Starr made 15-consecutive kicks in 2007.
- Justus is now 27-of-30 on field goals (90.0 percent) and 66-of-68 on PATs (97.1 percent). His 27 career field goals and his 66 PATs are ninth on the program's career list.
- Fifth-year senior **Haydon Whitehead** punted five times and dropped four inside the 15-yard line (4, 8, 11, 11). Whitehead has landed 14 inside the 10-yard line and four inside the 5-yard line on the year.

#1 WHOP PHILYOR, WR

Receptions 14 (2x), last at Nebraska, 10/26/19
 Receiving Yards 182, vs. Rutgers, 10/12/19
 Long Reception 65, vs. Michigan State, 9/22/18
 Receiving TDs 2, at Michigan State, 9/28/19
 Carries 3, at Penn State, 10/14/17
 Rushing Yards 29, vs. Ball State, 9/15/18
 Long Rush 29, vs. Ball State, 9/15/18
 Punt Return Yards 15, vs. UConn, 9/21/19
 Long Punt Return 11, vs. Ball State, 8/31/19

#2 REESE TAYLOR, DB

Carries 4, vs. Virginia, 9/8/18
 Rushing Yards 40, at FIU, 9/1/18
 Long Rush 32, at FIU, 9/1/18
 Receptions 6, vs. Iowa, 10/13/18
 Receiving Yards 28, vs. Iowa, 10/13/18
 Long Reception 22, at Michigan, 11/17/18
 Kick Returns 3, vs. Ball State, 9/15/18
 Kick Return Yards 66, vs. Ball State, 9/15/18
 Long Kick Return 28, vs. Ball State, 9/15/18
 All-Purpose Yards 83, vs. Ball State, 9/15/18

#3 TY FRYFOGLE, WR

Receptions 6, vs. Ball State, 8/31/19
 Receiving Yards 75, at Nebraska, 10/26/19
 Long Reception 38, at Nebraska, 10/26/19
 Receiving TDs 1 (5x), last at Nebraska, 10/26/19

#6 DONAVAN HALE, WR

Receptions 10, vs. Purdue, 11/24/18
 Receiving Yards 110, vs. EIU, 9/7/19
 Long Reception 49, vs. Wake Forest, 9/24/16
 Receiving TDs 2, at FIU, 9/1/18
 Kick Returns 3, vs. Purdue, 11/26/16
 Punt Return Yards 40, vs. Purdue, 11/26/16
 Long Punt Return 19, vs. Purdue, 11/26/16

#8 STEVIE SCOTT III, RB

Carries 31, vs. Virginia, 9/8/18
 Rushing Yards 204, vs. Virginia, 9/8/18
 Long Rush 57, vs. Rutgers, 10/12/19
 Rushing TDs 2 (4x), last vs. Northwestern, 11/2/19
 Receptions 5, at Maryland, 10/19/19
 Receiving Yards 41, at Nebraska, 10/26/19
 Long Reception 23, at Nebraska, 10/26/19
 Receiving TDs 1 (2x), last vs. Northwestern, 11/2/19
 All-Purpose Yards 204, vs. Virginia, 9/15/18

#9 MICHAEL PENIX JR., QB

Completions 33, at Michigan State, 9/28/19
 Pass Attempts 42, at Michigan State, 9/28/19
 Passing Yards 326, vs. Ball State, 8/31/19
 Long Completion 75, vs. Ball State, 8/31/19
 Passing TDs 3 (2x), last vs. Rutgers, 10/12/19
 Carries 7, vs. Ball State, 8/31/19
 Rushing Yards 67, vs. Ball State, 8/31/19
 Rushing TDs 1 (2x), last vs. Northwestern, 11/2/19
 Long Rush 24, vs. Ball State, 8/31/19

#10 DAVID ELLIS, WR/KR

Receptions 2, vs. EIU, 9/7/19
 Receiving Yards 26, vs. EIU, 9/7/19
 Long Reception 14, vs. EIU, 9/7/19
 Carries 7, vs. Rutgers, 10/12/19
 Rushing Yards 35, vs. Rutgers, 10/12/19
 Long Rush 17, vs. UConn, 9/21/19
 Rushing TDs 1, at Nebraska, 10/26/19
 Kick Returns 6, vs. Ohio State, 9/14/19
 Kick Return Yards 110, vs. Ohio State, 9/14/19
 Long Kick Return 33, vs. Ball State, 8/31/19
 All-Purpose Yards 110 (2x), last at Michigan State, 9/28/19

#12 PEYTON RAMSEY, QB

Completions 36, vs. Purdue, 11/24/18
 Pass Attempts 51, vs. Purdue, 11/24/18
 Passing Yards 351, at Nebraska, 10/26/19
 Long Completion 65, vs. Michigan State, 9/22/18
 Passing TDs 3 (3x), last at Ohio State, 10/6/18
 Carries 18, vs. Michigan State, 9/22/18
 Rushing Yards 57, at Minnesota, 10/26/18
 Long Rush 35, vs. Maryland, 11/10/18
 Rushing TDs 1 (7x), last vs. Purdue, 11/24/18
 Total Offense 393, at Nebraska, 10/26/19

#13 MILES MARSHALL, WR

Receptions 2 (3x), last vs. Rutgers, 10/12/19
 Receiving Yards 35, vs. UConn, 9/21/19
 Long Reception 22, vs. UConn, 9/21/19
 Receiving TDs 1, vs. EIU, 9/7/19

#15 NICK WESTBROOK, WR

Receptions 10, at Northwestern, 10/22/16
 Receiving Yards 133, vs. Ball State 9/10/16
 Long Reception 79, vs. Ball State, 9/10/16
 Receiving TDs 2 (2x), vs. Wake Forest, 9/24/16
 Carries 1, at Northwestern, 10/22/16
 Rushing Yards 3, at Northwestern, 10/22/16
 Long Rush 3, at Northwestern, 10/22/16
 Rushing TDs 1, at Northwestern, 10/22/16

#23 RONNIE WALKER JR., RB

Carries 9, vs. Ball State, 9/15/18
 Rushing Yards 41, vs. Ball State, 9/15/18
 Long Rush 30, vs. Penn State, 10/20/18
 Rushing TDs 1 (2x), last vs. Penn State, 10/20/18
 Receptions 2 (2x), at Maryland, 10/19/19
 Receiving Yards 64, vs. EIU, 9/7/19
 Long Reception 64, vs. EIU, 9/7/19
 Receiving TDs 1, vs. EIU, 9/7/19

#24 SAMPSON JAMES, RB

Carries 12, vs. EIU, 9/7/19
 Rushing Yards 36, vs. Rutgers, 10/12/19
 Long Rush 9 (2x), last vs. Rutgers, 10/12/19
 Rushing TDs 1 (2x), last vs. Rutgers, 10/12/19
 Receptions 2, vs. EIU, 9/7/19
 Receiving Yards 21, vs. EIU, 9/7/19
 Long Reception 11, vs. EIU, 9/7/19

#38 CONNOR THOMAS, RB

Carries 3, vs. Northwestern, 11/2/19
 Rushing Yards 8, vs. UConn, 9/21/19
 Long Rush 5, vs. UConn, 9/21/19

#82 LOGAN JUSTUS, K

Field Goals 4, vs. Ball State, 8/31/19
 Field Goal Att. 4, vs. Ball State, 8/31/19
 Long Field Goal 50, vs. Ball State, 8/31/19
 Extra Points Made 5 (2x), last vs. Ball State, 9/15/18
 Points Scored 14, vs. Ball State, 8/31/19

#84 TURON IVY JR., TE

Receptions 3, vs. EIU, 9/7/19
 Receiving Yards 24, vs. EIU, 9/7/19
 Long Reception 14, vs. EIU, 9/7/19

#86 PEYTON HENDERSHOT, TE

Receptions 6, at Maryland, 10/19/19
 Receiving Yards 95, at Maryland, 10/19/19
 Long Reception 49, vs. Ohio State, 9/14/19
 Receiving TDs 1 (3x), last vs. EIU, 9/7/19

#89 MATT BJORSON, TE

Receptions 2 (2x), last at Nebraska, 10/26/19
 Receiving Yards 31, vs. Ball State, 9/15/18
 Long Reception 22, vs. Ball State, 9/15/18
 Receiving TDs 1, at Nebraska, 10/26/19

#94 HAYDON WHITEHEAD, P

Punts 9 (4x), last at Purdue, 11/25/17
 Punt Yards 393, vs. Michigan State, 9/22/18
 Career Long 65, at Michigan State, 9/28/19
 Punting Average 43.7, at Michigan State, 10/21/17
 Inside 20 5, at Illinois, 11/11/17

#2 REESE TAYLOR, DB

Tackles _____ 3, at Maryland, 10/19/19
 Solo Tackles _____ 3, at Maryland, 10/19/19
 Interceptions _____ 1, at Maryland, 10/19/19
 Pass Breakups _____ 1, vs. EIU, 9/7/19

#3 TIAWAN MULLEN, DB

Tackles _____ 2 (3x), last at Maryland, 10/19/19
 Solo Tackles _____ 2 (5x), last vs. Northwestern, 11/2/19
 Tackles for Loss _____ 1, vs. Ohio State, 9/14/19
 Pass Breakups _____ 4, at Michigan State, 9/28/19
 Forced Fumbles _____ 1, vs. Northwestern, 11/2/19
 Fumble Recoveries _____ 1, vs. Northwestern, 11/2/19

#4 CAM JONES, LB

Tackles _____ 6 (2x), last vs. Rutgers, 10/12/19
 Solo Tackles _____ 6, vs. Rutgers, 10/12/19
 Tackles for Loss _____ 2, vs. Rutgers, 10/12/19
 Sacks _____ 2, vs. Rutgers, 10/12/19
 Interceptions _____ 1 (2x), last vs. UConn, 9/21/19
 Long Interception Return _____ 44, vs. UConn, 9/21/19
 Forced Fumbles _____ 1 (3x), last vs. Northwestern, 11/2/19
 Fumble Recoveries _____ 1, at Ohio State, 10/6/18
 Pass Breakups _____ 1 (3x), last vs. UConn, 9/21/19

#5 JUWAN BURGESS, DB

Tackles _____ 5 (2x), last vs. Iowa, 10/13/18
 Solo Tackles _____ 4, at Maryland, 10/19/19
 Tackles for Loss _____ 1 (3x), last vs. Ohio State, 9/14/19
 Pass Breakups _____ 1, vs. Iowa, 10/13/18
 Forced Fumbles _____ 1 (2x), last at Maryland, 10/19/19
 Fumble Recoveries _____ 1 (2x), at Maryland, 10/19/19

#6 JAMES HEAD JR., DL

Tackles _____ 4 (3x), last at Michigan State, 9/28/19
 Solo Tackles _____ 3, at Ohio State, 10/6/18
 Tackles for Loss _____ 1.5, vs. EIU, 9/7/19
 Sacks _____ 1.5, vs. EIU, 9/7/19
 Pass Breakups _____ 1, vs. EIU, 9/7/19

#7 REAKWON JONES, LB

Tackles _____ 11, vs. Ball State, 8/31/19
 Solo Tackles _____ 5 (2x), last vs. UConn, 9/21/19
 Tackles for Loss _____ 2, vs. Ball State, 9/15/18
 Sacks _____ 1 (2x), last vs. Rutgers, 10/12/19
 Pass Breakups _____ 2, at Rutgers, 9/29/18
 Fumble Recoveries _____ 1 (2x), vs. Rutgers, 10/12/19

#8 JAMES MILLER, LB

Tackles _____ 4 (3x), last at Nebraska, 10/26/19
 Solo Tackles _____ 4, vs. Ohio State, 9/14/19
 Tackles for Loss _____ 1 (3x), last at Nebraska, 10/26/19
 Sacks _____ 0.5, vs. Ball State, 8/31/19
 Forced Fumbles _____ 1, at Nebraska, 10/26/19

#9 MARCELINO BALL, DB

Tackles _____ 10 (4x), last vs. Michigan, 11/17/18
 Solo Tackles _____ 8 (2x), last at Northwestern, 8/22/16
 Tackles for Loss _____ 3, vs. Michigan State, 9/22/18
 Sacks _____ 2, vs. Michigan State, 9/22/18
 Interceptions _____ 1 (3x), last at Michigan, 11/17/18
 Pass Breakups _____ 2 (2x), last vs. Michigan, 11/17/18
 Forced Fumbles _____ 1, vs. Michigan State, 9/22/18
 Fumbles Recovered _____ 1, vs. Maryland, 10/29/16

#14 ANDRE BROWN JR., DB

Tackles _____ 8, at Illinois, 11/11/17
 Solo Tackles _____ 6, vs. Purdue, 11/24/18
 Tackles for Loss _____ 1 (4x), last vs. Purdue, 11/24/18
 Pass Breakups _____ 2 (2x), last vs. Purdue, 11/24/18
 Forced Fumbles _____ 1, vs. GS, 9/23/17
 Fumble Recoveries _____ 1 (2x), last vs. GS, 9/23/17

#17 RAHEEM LAYNE, DB

Tackles _____ 7 (2x), last vs. Maryland, 11/10/18
 Solo Tackles _____ 7, vs. Maryland, 11/10/18
 Tackles for Loss _____ 1, vs. Rutgers, 10/12/19
 Forced Fumbles _____ 1, at Minnesota, 10/26/18
 Fumble Recoveries _____ 1, at Minnesota, 10/26/18
 Pass Breakups _____ 2, at Rutgers, 9/29/18

#22 JAMAR JOHNSON, DB

Tackles _____ 6, vs. UConn, 9/21/19
 Solo Tackles _____ 5, vs. UConn, 9/21/19
 Tackles for Loss _____ 2, at Maryland, 10/19/19
 Sacks _____ 1 (2x), last at Maryland, 10/19/19
 Interceptions _____ 1, at Rutgers, 9/29/18
 Forced Fumbles _____ 1, at Nebraska, 10/26/19
 Pass Breakups _____ 1 (2x), last vs. Northwestern, 11/2/19

#23 JAYLIN WILLIAMS, DB

Tackles _____ 5, at Rutgers, 9/29/18
 Solo Tackles _____ 4 (3x), last vs. Ohio State, 9/14/19
 Tackles for Loss _____ 1, at Rutgers, 9/29/18
 Interceptions _____ 1 (2x), vs. Ball State, 8/31/19
 Long INT Return _____ 29, vs. Ball State, 8/31/19
 Pass Breakups _____ 1 (2x), last vs. Maryland, 11/10/18

#27 DEVON MATTHEWS, DB

Tackles _____ 9, vs. Ball State, 8/31/19
 Solo Tackles _____ 6, vs. Ball State, 8/31/19
 Tackles for Loss _____ 1, vs. Purdue, 11/24/18
 Interceptions _____ 1, at Ohio State, 10/6/18
 Pass Breakups _____ 1, vs. Michigan State, 9/22/18
 Fumble Recoveries _____ 1, at FIU, 9/1/18

#29 KHALIL BRYANT, DB

Tackles _____ 10, at Nebraska, 10/26/19
 Solo Tackles _____ 7, at Nebraska, 10/26/19
 Tackles for Loss _____ 1, at Nebraska, 10/26/19
 Interceptions _____ 1, vs. Michigan State, 9/22/18
 Long INT Return _____ 4, vs. Michigan State, 9/22/18
 Forced Fumbles _____ 1, at Minnesota, 10/26/18
 Fumble Recoveries _____ 1, vs. Ohio State, 9/14/19

#31 BRYANT FITZGERALD, DB

Tackles _____ 6, vs. Maryland, 11/10/18
 Solo Tackles _____ 5, vs. Maryland, 11/10/18
 Tackles for Loss _____ 1 (3x), last vs. UConn, 9/21/19
 Interceptions _____ 1 (3x), last at Minnesota, 10/26/18
 Long INT Return _____ 9, at Ohio State, 10/6/18
 Pass Breakups _____ 2, at Michigan State, 9/28/19
 Forced Fumbles _____ 1 (2x), last at Minnesota, 10/26/18
 Fumble Recoveries _____ 1, vs. Virginia, 9/8/18

#44 THOMAS ALLEN, LB

Tackles _____ 4, at Minnesota, 10/26/18
 Solo Tackles _____ 3 (2x), last at Michigan, 11/17/18
 Tackles for Loss _____ 2, at Michigan State, 9/28/19
 Sacks _____ 1, vs. Penn State, 10/20/18
 Interceptions _____ 1, vs. Iowa, 10/13/18
 Long INT Return _____ 30, vs. Iowa, 10/13/18

#47 MICAH MCFADDEN, LB

Tackles _____ 11, at Nebraska, 10/26/19
 Solo Tackles _____ 10, at Nebraska, 10/26/19
 Tackles for Loss _____ 1 (2x), last vs. Ball State, 8/31/19
 Sacks _____ 0.5, vs. EIU, 9/7/19
 Forced Fumbles _____ 1, vs. Virginia, 9/8/18
 Pass Breakups _____ 1, vs. Rutgers, 10/12/19

#69 GAVIN EVERETT, DL

Tackles _____ 5, at Michigan, 11/17/18
 Solo Tackles _____ 5, at Michigan, 11/17/18
 Tackles for Loss _____ 2, at FIU, 9/1/18
 Sacks _____ 0.5, vs. Purdue, 11/24/18
 Forced Fumbles _____ 1, at Purdue, 11/25/17
 Pass Breakups _____ 1 (3x), last vs. Purdue, 11/24/18

#87 MICHAEL ZIEMBA, DL

Tackles _____ 5, vs. Rutgers, 10/12/19
 Solo Tackles _____ 4, at Maryland, 10/19/19
 Tackles for Loss _____ 1.5, vs. Ohio State, 9/14/19
 Sacks _____ 1, vs. Purdue, 9/24/18
 Fumble Recoveries _____ 1, vs. Northwestern, 11/2/19

#92 ALFRED BRYANT, DL

Tackles _____ 6, at Nebraska, 10/26/19
 Solo Tackles _____ 3 (2x), last at Nebraska, 10/26/19
 Tackles for Loss _____ 2 (2x), vs. EIU, 9/7/19
 Forced Fumbles _____ 1 (2x), last at Nebraska, 10/26/19
 Fumble Recoveries _____ 1 (2x), vs. Northwestern, 11/2/19

#94 DEMARCUS ELLIOTT, DL

Tackles _____ 5, at Michigan State, 9/28/19
 Solo Tackles _____ 4 (2x), last at Michigan State, 9/28/19
 Sacks _____ 1 (3x), last vs. Rutgers, 10/12/19
 Tackles for Loss _____ 1 (2x), last vs. Ohio State, 9/14/19
 Forced Fumbles _____ 1, vs. Rutgers, 10/12/19

#98 JEROME JOHNSON, DL

Tackles _____ 5 (3x), last vs. Purdue, 11/24/18
 Solo Tackles _____ 4 (2x), last vs. Purdue, 11/24/18
 Sacks _____ 1.5 (2x), last vs. Ball State, 8/31/19
 Tackles for Loss _____ 2 (2x), last vs. Penn State, 11/24/18
 Forced Fumbles _____ 1, at FIU, 9/1/18
 Fumble Recoveries _____ 1, vs. Maryland, 11/10/18

#99 ALLEN STALLINGS IV, DL

Tackles _____ 5, at Ohio State, 10/6/18
 Solo Tackles _____ 3 (4x), last vs. Rutgers, 10/12/19
 Sacks _____ 1 (4x), last vs. Penn State, 10/20/18
 Tackles for Loss _____ 2 (2x), last vs. Penn State, 10/20/18
 Forced Fumbles _____ 1 (2x), vs. Virginia, 9/8/18
 Fumble Recoveries _____ 1, at Nebraska, 10/26/19



THOMAS ALLEN

44

LB • 6-3, 240 • So.-R
Tampa, Fla. • Plant

2019 BIO

Suffered season-ending injury at Nebraska ... made one tackle in season-opening win over Ball State ... had two tackles in win over EIU ... had three tackles against Ohio State ... made one tackle in win over UConn ... totaled two tackles at Michigan State ... recorded three tackles, including 0.5 TFLs, in victory over Rutgers ... had three tackles in win at Maryland ... one tackle in victory at Nebraska.

ALLEN'S CAREER STATS

	GP/GS	Solo	Ast	Total	Sack	TFL	FF	FR-Yds	Int-Yds	QBH	PBU
2018	12/0	20	8	28	1-1	3-4	-	-	1-30	2	-
2019	8/0	9	8	17	-	0.5-1	-	-	-	-	-
Totals	20/0	29	16	45	1-1	3.5-5	-	-	1-30	2	-

ALLEN'S CAREER GAME-BY-GAME

2019	Opponent	Solo	Ast	Total	TFL-Yds	Sacks	FF	FR-Yds	Int-Yds	QBH	PBU
	vs. Ball State	1	-	1	-	-	-	-	-	-	-
	Eastern Illinois	-	2	2	-	-	-	-	-	-	-
	Ohio State	2	1	3	-	-	-	-	-	-	-
	Connecticut	1	1	1	-	-	-	-	-	-	-
	at MSU	1	1	2	-	-	-	-	-	-	-
	Rutgers	2	1	3	0.5-1	-	-	-	-	-	-
	at Maryland	2	1	3	-	-	-	-	-	-	-
	at Nebraska	-	1	1	-	-	-	-	-	-	-
	Totals	9	9	17	0.5-1	-	-	-	-	-	-

2018	Opponent	Solo	Ast	Total	TFL-Yds	Sacks	FF	FR-Yds	Int-Yds	QBH	PBU
	at FIU	3	-	3	1-2	-	-	-	-	-	-
	Virginia	2	-	2	-	-	-	-	-	1	-
	Ball State	3	-	3	-	-	-	-	-	-	-
	Michigan State	1	1	2	0.5-0	-	-	-	-	-	-
	at Rutgers	1	-	1	-	-	-	-	-	-	-
	at Ohio State	-	3	3	-	-	-	-	-	-	-
	Iowa	1	1	2	-	-	-	-	1-30	1	-
	Penn State	2	-	2	1-1	1-1	-	-	-	-	-
	at Minnesota	2	2	4	0.5-1	-	-	-	-	-	-
	Maryland	1	-	1	-	-	-	-	-	-	-
	at Michigan	3	-	3	-	-	-	-	-	-	-
	Purdue	1	1	2	-	-	-	-	-	-	-
	Totals	20	8	28	3-4	1-1	-	-	1-30	2	-



MARCELINO BALL

9

DB • 6-0, 223 • Jr.-R
Roswell, Ga. • Roswell

2019 BIO

Totaled 10 tackles, five solo, in win over Ball State ... had two stops against Ohio State ... made one tackle in win over UConn ... recorded three tackles and two quarterback hurries at Michigan State ... totaled two tackles, 0.5 TFLs, a quarterback hurry and a pass breakup in victory over Rutgers ... recorded a team-high five tackles and a sack in win at Maryland ... totaled six tackles in victory at Nebraska ... had five tackles and one PBU in win over Northwestern.

BALL'S CAREER STATS

	GP/GS	Solo	Ast	Total	Sack	TFL	FF	FR-Yds	Int-Yds	QBH	PBU
2016	13/12	60	15	75	-	4.5-11	-	1-0	2-(-5)	2	8
2017	3/3	13	7	20	-	0.5-0	-	-	-	1	-
2018	12/11	40	19	59	2.5-22	7.5-41	1	-	1-2	1	3
2019	9/8	20	14	34	1-7	1.5-7	-	-	-	3	2
Totals	37/34	133	55	188	3.5-29	14-59	1	1-0	3-(-3)	7	13

BALL'S CAREER GAME-BY-GAME

2019	Opponent	Solo	Ast	Total	TFL-Yds	Sacks	FF	FR-Yds	Int-Yds	QBH	PBU
	vs. Ball State	5	5	10	-	-	-	-	-	-	-
	Eastern Illinois	-	-	-	-	-	-	-	-	-	-
	Ohio State	1	1	2	-	-	-	-	-	-	-
	Connecticut	1	-	1	-	-	-	-	-	-	-
	at MSU	3	-	3	-	-	-	-	-	2	-
	Rutgers	0	2	2	0.5-0	-	-	-	-	1	1
	at Maryland	4	1	5	1-7	1-7	-	-	-	-	-
	at Nebraska	2	4	6	-	-	-	-	-	-	-
	Northwestern	4	1	5	-	-	-	-	-	-	1
	Totals	20	14	34	1.5-7	1-7	-	-	-	3	2

2018

Opponent	Solo	Ast	Total	TFL-Yds	Sacks	FF	FR-Yds	Int-Yds	QBH	PBU
at FIU	3	1	4	-	-	-	-	-	-	-
Virginia	0	1	1	-	-	-	-	-	-	-
Ball State	4	0	4	-	-	-	-	-	1	-
Michigan State	6	0	6	3-22	2-18	1	-	-	-	-
at Rutgers	1	0	1	1-4	-	-	-	-	-	1
at Ohio State	3	5	8	-	-	-	-	-	-	-
Iowa	4	2	6	1-5	-	-	-	-	-	-
Penn State	7	3	10	1.5-7	0.5-4	-	-	-	-	1
at Minnesota	1	3	4	-	-	-	-	-	-	1
Maryland	2	-	2	-	-	-	-	-	-	-
at Michigan	6	4	10	-	-	-	-	-	1-2	-
Purdue	3	0	3	1-3	-	-	-	-	-	-
Totals	40	19	59	7.5-41	2.5-22	1	-	-	1	3

2017

Opponent	Solo	Ast	Total	TFL-Yds	Sacks	FF	FR-Yds	Int-Yds	QBH	PBU
Ohio State	7	3	10	0.5-0	-	-	-	-	-	-
at Virginia	4	4	8	-	-	-	-	-	-	-
GS	2	0	2	-	-	-	-	-	1	-
Totals	13	7	20	0.5-0	-	-	-	-	1	-

2016

Opponent	Solo	Ast	Total	TFL-Yds	Sacks	FF	FR-Yds	Int-Yds	QBH	PBU
at FIU	1	4	5	-	-	-	-	-	-	1
Ball State	8	-	8	-	-	-	-	1-0	-	-
Wake Forest	7	2	9	-	-	-	-	-	-	1
Michigan State	5	-	5	-	-	-	-	-	1	-
at Ohio State	4	1	5	-	-	-	-	-	-	-
Nebraska	5	1	6	1-3	-	-	-	-	-	2
at N'western	8	2	10	1.5-3	-	-	-	-	-	1
Maryland	6	2	8	1-1	-	-	1-0	1-(-5)	-	2
at Rutgers	7	2	9	1-4	-	-	-	-	-	-
Penn State	3	-	3	-	-	-	-	-	-	-
at Michigan	-	1	1	-	-	-	-	-	1	-
Purdue	4	-	4	-	-	-	-	-	-	-
vs. Utah	2	-	2	-	-	-	-	-	-	1
Totals	60	15	75	4.5-11	-	-	1-0	2-(-5)	2	8



ANDRE BROWN JR.

14

DB • 6-0, 202 • Sr.-5th
Decatur, Ga. • Columbia

2019 BIO

Had four tackles and a PBU in season-opening win over Ball State ... recorded one PBU in win over EIU ... posted one tackle against Ohio State ... made one tackle in win over UConn ... had one tackle at Michigan State ... recorded three tackles, including one TFL, in victory over Rutgers ... made one tackle in win at Maryland ... had four tackles in victory at Nebraska.

BROWN'S CAREER STATS

	GP/GS	Solo	Ast	Total	Sack	TFL	FF	FR-Yds	Int-Yds	QBH	PBU
2015	9/8	27	8	35	-	0	0	1-0	-	-	4
2016	-	-	-	-	-	-	-	-	-	-	-
2017	11/9	22	11	33	-	3-6	1	1-22	-	-	1
2018	12/12	24	5	29	-	2-2	-	-	-	-	6
2019	9/5	13	2	15	-	1-1	-	-	-	-	2
Totals	41/33	86	26	112	-	6-9	1	2-22	-	-	13

BROWN'S GAME-BY-GAME

2019	Opponent	Solo	Ast	Total	TFL-Yds	Sacks	FF	FR-Yds	Int-Yds	QBH	PBU
	vs. Ball State	4	-	4	-	-	-	-	-	-	1
	Eastern Illinois	-	-	-	-	-	-	-	-	-	1
	Ohio State	1	-	1	-	-	-	-	-	-	-
	Connecticut	1	-	1	-	-	-	-	-	-	-
	at MSU	1	-	1	-	-	-	-	-	-	-
	Rutgers	2	1	3	1-1	-	-	-	-	-	-
	at Maryland	1	-	1	-	-	-	-	-	-	-
	at Nebraska	3	1	4	-	-	-	-	-	-	-
	Northwestern	-	-	-	-	-	-	-	-	-	-
	Totals	13	2	15	1-1	-	-	-	-	-	2

2018

Opponent	Solo	Ast	Total	TFL-Yds	Sacks	FF	FR-Yds	Int-Yds	QBH	PBU
at FIU	-	-	-	-	-	-	-	-	-	1
Virginia	2	1	3	1-1	-	-	-	-	-	2
Ball State	-	-	-	-	-	-	-	-	-	-
Michigan State	2	-	2	-	-	-	-	-	-	-
at Rutgers	2	-	2	-	-	-	-	-	-	-
at Ohio State	3	3	6	-	-	-	-	-	-	-
Iowa	2	1	3	-	-	-	-	-	-	-
Penn State	1	-	1	-	-	-	-	-	-	-


at Minnesota	1	-	1	-	-	-	-	-	-	-	-
Maryland	1	-	1	-	-	-	-	-	-	-	1
at Michigan	4	0	4	-	-	-	-	-	-	-	-
Purdue	6	0	6	1-1	-	-	-	-	-	-	2
Totals	24	5	29	2-2	-	-	-	-	-	-	6

2017

Opponent	Solo	Ast	Total	TFL-Yds	Sacks	FF	FR-Yds	Int-Yds	QBH	PBU
Ohio State	2	-	2	-	-	-	-	-	-	-
at Virginia	1	-	1	-	-	-	-	-	-	-
GS	5	-	5	-	-	1	1-22	-	-	-
at Penn State	2	2	4	1.0-4	-	-	-	-	-	-
CSU	-	-	-	-	-	-	-	-	-	1
Michigan	-	1	1	-	-	-	-	-	-	-
at Michigan St.	1	3	4	0.5-1	-	-	-	-	-	-
at Maryland	2	0	2	-	-	-	-	-	-	-
Wisconsin	1	1	2	0.5-0	-	-	-	-	-	-
at Illinois	4	4	8	1.0-1	-	-	-	-	-	-
at Purdue	4	-	4	-	-	-	-	-	-	-
Totals	22	11	33	3-6	-	1	1-22	-	-	1

2015

Opponent	Solo	Ast	Total	TFL-Yds	Sacks	FF	FR-Yds	Int-Yds	QBH	PBU
Southern Ill.	1	1	2	-	-	0	1-0	-	0	0
FIU	5	1	6	-	-	0	-	-	0	1
WKU	3	1	4	-	-	0	-	-	0	0
at Wake Forest	3	0	3	-	-	0	-	-	0	1
Ohio State	2	0	2	-	-	0	-	-	0	0
at Penn State	3	2	5	-	-	0	-	-	0	0
Rutgers	4	1	5	-	-	0	-	-	0	0
at Michigan St.	3	1	4	-	-	0	-	-	0	1
Iowa	3	1	4	-	-	0	-	-	0	1
Totals	27	8	35	-	-	0	1-0	-	0	4



ALFRED BRYANT
92 DL • 6-2, 258 • So.-R
 Fresno, Texas • Manvel

2019 BIO
 Made one tackle in the win over Ball State ... had three tackles, including two TFLs in win over EIU ... posted one tackle against Ohio State ... made two tackles at Michigan State ... had one tackle in victory over Rutgers ... made two tackles in win at Maryland ... career-high six tackles in victory at Nebraska ... had one fumble recovery in win over Northwestern.

BRYANT'S CAREER STATS

GP/GS	Solo	Ast	Total	Sack	TFL	FF	FR-Yds	Int-Yds	QBH	PBU
2018	10/0	5	5	10	-	2.0-2	1	1-0	-	-
2019	9/5	9	7	16	-	3.0-5	1	1-5	-	-
Totals	19/5	14	12	26	-	5.0-7	2	2-5	-	-

BRYANT'S GAME-BY-GAME
2019

Opponent	Solo	Ast	Total	TFL-Yds	Sacks	FF	FR-Yds	Int-Yds	QBH	PBU
vs. Ball State	1	-	1	-	-	-	-	-	-	-
Eastern Illinois	3	-	3	2.0-4	-	-	-	-	-	-
Ohio State	1	-	1	-	-	-	-	-	-	-
Connecticut	-	-	-	-	-	-	-	-	-	-
at MSU	-	2	2	-	-	-	-	-	-	-
Rutgers	-	1	1	-	-	-	-	-	-	-
at Maryland	1	1	2	-	-	-	-	-	-	-
at Nebraska	3	3	6	1.0-1	-	1	-	-	-	-
Northwestern	-	-	-	-	-	-	1-5	-	-	-
Totals	9	7	16	3.0-5	-	1	1-5	-	-	-

2018

Opponent	Solo	Ast	Total	TFL-Yds	Sacks	FF	FR-Yds	Int-Yds	QBH	PBU
at FIU	-	1	1	-	-	-	-	-	-	-
Virginia	2	1	3	-	-	-	-	-	-	-
Ball State	-	-	-	-	-	-	-	-	-	-
Michigan State	-	-	-	-	-	-	-	-	-	-
at Rutgers	-	-	-	-	-	-	-	-	-	-
at Ohio State	-	-	-	-	-	-	-	-	-	-
Iowa	-	-	-	-	-	-	-	-	-	-
Penn State	1	-	1	-	-	-	-	-	-	-
at Minnesota	-	2	2	-	-	-	-	-	-	-
Maryland	2	-	2	2.0-2	-	1	1-0	-	-	-
at Michigan	-	1	1	-	-	-	-	-	-	-
Totals	5	5	10	2.0-2	-	1	1-0	-	-	-



KHALIL BRYANT
29 DB • 5-10, 205 • Sr.
 Jacksonville, Fla. • First Coast

2019 BIO
 Made two tackles in win over Ball State ... totaled four tackles in win over EIU ... had one tackle and a fumble recovery against Ohio State ... made two tackles in win over UConn ... recorded three tackles at Michigan State ... had three tackles in victory over Rutgers ... totaled a season-high five tackles in win at Maryland ... career-high 10 tackles, including one TFL, in victory at Nebraska ... made one tackle in win over Northwestern.

BRYANT'S CAREER STATS

GP/GS	Solo	Ast	Total	Sack	TFL	FF	FR-Yds	Int-Yds	QBH	PBU
2016	11/-	2	1	3	-	-	-	-	-	-
2017	11/-	5	4	9	-	-	-	-	-	-
2018	11/9	25	13	38	-	1	-	1-4	-	-
2019	9/4	18	13	31	-	1.0-1	-	1	-	-
Totals	42/13	50	31	81	-	1.0-1	1	1-4	-	-

BRYANT'S GAME-BY-GAME
2019

Opponent	Solo	Ast	Total	TFL-Yds	Sacks	FF	FR-Yds	Int-Yds	QBH	PBU
vs. Ball State	-	2	2	-	-	-	-	-	-	-
Eastern Illinois	2	2	4	-	-	-	-	-	-	-
Ohio State	-	1	1	-	-	-	1-0	-	-	-
Connecticut	2	-	2	-	-	-	-	-	-	-
at MSU	2	1	3	-	-	-	-	-	-	-
Rutgers	1	2	3	-	-	-	-	-	-	-
at Maryland	3	2	5	-	-	-	-	-	-	-
at Nebraska	7	3	10	1.0-1	-	-	-	-	-	-
Northwestern	1	-	1	-	-	-	-	-	-	-
Totals	18	13	31	1.0-1	-	-	1-0	-	-	-

2018

Opponent	Solo	Ast	Total	TFL-Yds	Sacks	FF	FR-Yds	Int-Yds	QBH	PBU
at FIU	1	1	2	-	-	-	-	-	-	-
Virginia	1	1	2	-	-	-	-	-	-	-
Ball State	-	1	1	-	-	-	-	-	-	-
Michigan State	3	2	5	-	-	-	-	1-4	-	-
at Rutgers	3	1	4	-	-	-	-	-	-	-
at Ohio State	2	3	5	-	-	-	-	-	-	-
Iowa	3	1	4	-	-	-	-	-	-	-
Penn State	3	2	5	-	-	-	-	-	-	-
at Minnesota	2	1	3	-	-	1	-	-	-	-
Maryland	3	-	3	-	-	-	-	-	-	-
at Michigan	4	0	4	-	-	-	-	-	-	-
Totals	25	13	39	-	-	1	-	1-4	-	-

2017

Opponent	Solo	Ast	Total	TFL-Yds	Sacks	FF	FR-Yds	Int-Yds	QBH	PBU
Ohio State	-	-	-	-	-	-	-	-	-	-
at Virginia	-	1	1	-	-	-	-	-	-	-
GS	3	2	5	-	-	-	-	-	-	-
at Penn State	-	-	-	-	-	-	-	-	-	-
CSU	2	-	2	-	-	-	-	-	-	-
Michigan	-	-	-	-	-	-	-	-	-	-
at Maryland	-	-	-	-	-	-	-	-	-	-
Wisconsin	-	-	-	-	-	-	-	-	-	-
at Illinois	-	-	-	-	-	-	-	-	-	-
Rutgers	-	1	1	-	-	-	-	-	-	-
at Purdue	-	-	-	-	-	-	-	-	-	-
Totals	5	4	9	-	-	-	-	-	-	-

2016

Opponent	Solo	Ast	Total	TFL-Yds	Sacks	FF	FR-Yds	Int-Yds	QBH	PBU
at FIU	2	0	2	-	-	-	-	-	-	-
Ball State	0	0	0	-	-	-	-	-	-	-
Wake Forest	0	0	-	-	-	-	-	-	-	-
Michigan State	-	-	-	-	-	-	-	-	-	-
Nebraska	-	-	-	-	-	-	-	-	-	-
at N'western	-	-	-	-	-	-	-	-	-	-
at Rutgers	-	-	-	-	-	-	-	-	-	-
Penn State	-	-	-	-	-	-	-	-	-	-
at Michigan	-	-	-	-	-	-	-	-	-	-
Purdue	-	-	-	-	-	-	-	-	-	-
vs. Utah	-	1	1	-	-	-	-	-	-	-
Totals	2	1	3	-	-	-	-	-	-	-



COY CRONK

54

OL • 6-5, 325 • Sr.
Lafayette, Ind. • Central Catholic

Cronk has started all 40 games in which he has appeared at left tackle.

2019 BIO

Suffered season-ending injury against UConn ... started at left tackle in four games this season.



DEMARCUS ELLIOTT

94

DL • 6-3, 328 • So.
Garden City, Kan. • Garden City C.C. (Kan.)

2019 BIO

Recorded two tackles in victory over Ball State ... had four tackles, including a sack, in win over Eastern Illinois ... also had four tackles and a sack against Ohio State ... totaled five tackles and a quarterback hurry at Michigan State ... recorded three tackles, including three tackles for loss and a sack, along with a forced fumble in victory over Rutgers ... had four tackles in win at Maryland ... also had four tackles in victory at Nebraska ... made one tackle in win over Northwestern.

ELLIOTT'S CAREER STATS

	GP/GS	Solo	Ast	Total	Sacks	TFL	FF	FR-Yds	Int-Yds	QBH	PBU
2019	9/8	23	4	27	3-17	5-29	1	-	-	1	-
Totals	9/8	23	4	27	3-17	5-29	1	-	-	1	-

ELLIOTT'S GAME-BY-GAME

2019	Opponent	Solo	Ast	Total	TFL-Yds	Sacks	FF	FR-Yds	Int-Yds	QBH	PBU
	vs. Ball State	1	1	2	-	-	-	-	-	-	-
	Eastern Illinois	4	-	4	1-2	1-2	-	-	-	-	-
	Ohio State	4	-	4	1-7	1-7	-	-	-	-	-
	Connecticut	-	-	-	-	-	-	-	-	-	-
	at MSU	4	1	5	-	-	-	-	-	1	-
	Rutgers	3	-	3	3-20	1-8	1	-	-	-	-
	at Maryland	3	1	4	-	-	-	-	-	-	-
	at Nebraska	3	1	4	-	-	-	-	-	-	-
	Northwestern	1	-	1	-	-	-	-	-	-	-
	Totals	23	4	27	5-29	3-17	1	-	-	1	-



DAVID ELLIS

10

WR/KR • 6-0, 207 • Fr.
Clinton Township, Mich. • Chippewa Valley

2019 BIO

Returned four kickoffs for 104 yards, with a long of 33 against Ball State ... had two receptions for 26 yards in win over EIU ... totaled 110 kick return yards against Ohio State ... had one reception for 17 yards in win over UConn ... totaled 103 kickoff return yards at Michigan State ... had a career-high seven carries for 35 yards in victory over Rutgers ... totaled one catch for 11 yards to go with five kick returns for 103 yards in win at Maryland ... scored his first career touchdown, a 1-yard rush, in victory at Nebraska ... had one kick return for 18 yards in win over Northwestern.

ELLIS' CAREER STATS - KICK RETURNS

	GP/GS	No.	Yds	Avg/R	Avg/G	TD	Lg	High
2019	9/-	25	489	19.6	54.3	-	33-BSU	110-OSU
Totals	9/-	25	489	19.6	54.3	-	33-BSU	110-OSU

ELLIS' GAME-BY-GAME

2019	Opponent	Rushing			Receiving			Kick Returns					
		No.	Yds	TD	Lg	No.	Yds	TD	Lg	No.	Yds	TD	Lg
	vs. Ball State	-	-	-	-	-	-	-	-	4	104	-	33
	Eastern Illinois	-	-	-	-	2	26	-	14	-	-	-	-
	Ohio State	-	-	-	-	-	-	-	-	6	110	-	25
	Connecticut	1	17	-	17	1	5	-	5	1	11	-	11
	at MSU	-	-	-	-	1	7	-	7	5	103	-	25
	Rutgers	7	35	-	8	-	-	-	-	-	-	-	-
	at Maryland	-	-	-	-	1	11	-	11	5	103	-	30
	at Nebraska	1	1	1	1	-	-	-	-	3	40	-	16
	Northwestern	-	-	-	-	-	-	-	-	1	18	-	18
	Totals	9	53	1	17	5	49	-	14	25	489	-	33



GAVIN EVERETT

69

DL • 6-3, 265 • Sr.-5th
Center Grove, Ind. • Western Illinois University

2019 BIO

Had one tackle in victory over Ball State and EIU ... made one tackle in win over UConn.

EVERETT'S CAREER STATS

	GP/GS	Solo	Ast	Total	Sack	TFL	FF	FR-Yds	Int-Yds	QBH	PBU
2017	9/-	4	3	7	0.5-5	0.5-5	1	-	-	-	-
2018	11/11	18	5	23	0.5-3	5.5-17	-	-	-	1	3
2019	9/-	3	-	3	-	-	-	-	-	1	-
Totals	29/11	25	8	33	1.0-8	6.0-22	1	-	-	2	3

EVERETT'S CAREER GAME-BY-GAME

2019	Opponent	Solo	Ast	Total	TFL-Yds	Sacks	FF	FR-Yds	Int-Yds	QBH	PBU
	vs. Ball State	1	-	1	-	-	-	-	-	-	-
	Eastern Illinois	1	-	1	-	-	-	-	-	1	-
	Ohio State	-	-	-	-	-	-	-	-	-	-
	Connecticut	1	-	1	-	-	-	-	-	-	-
	at MSU	-	-	-	-	-	-	-	-	-	-
	Rutgers	-	-	-	-	-	-	-	-	-	-
	at Maryland	-	-	-	-	-	-	-	-	-	-
	at Nebraska	-	-	-	-	-	-	-	-	-	-
	Northwestern	-	-	-	-	-	-	-	-	-	-
	Totals	3	-	3	-	-	-	-	-	1	-

2018

2018	Opponent	Solo	Ast	Total	TFL-Yds	Sacks	FF	FR-Yds	Int-Yds	QBH	PBU
	at FIU	3	1	4	2-3	-	-	-	-	-	-
	Virginia	2	-	2	1-6	-	-	-	-	-	1
	Michigan State	1	1	2	0.5-1	-	-	-	-	-	-
	at Rutgers	-	-	-	-	-	-	-	-	-	-
	at Ohio State	-	-	-	-	-	-	-	-	-	-
	Iowa	-	-	-	-	-	-	-	-	-	-
	Penn State	-	-	-	-	-	-	-	-	-	-
	at Minnesota	2	2	4	0.5-1	-	-	-	-	-	-
	Maryland	3	-	3	1-3	-	-	-	-	-	-
	at Michigan	5	0	5	-	-	-	-	-	1	1
	Purdue	2	1	3	0.5-3	0.5-3	-	-	-	-	1
	Totals	18	5	23	5.5-17	0.5-3	-	-	-	1	3

2017

2017	Opponent	Solo	Ast	Total	TFL-Yds	Sacks	FF	FR-Yds	Int-Yds	QBH	PBU
	at Virginia	-	-	-	-	-	-	-	-	-	-
	GS	-	-	-	-	-	-	-	-	-	-
	CSU	0	1	1	-	-	-	-	-	-	-
	at Michigan St.	0	1	1	-	-	-	-	-	-	-
	at Maryland	-	-	-	-	-	-	-	-	-	-
	Wisconsin	-	-	-	-	-	-	-	-	-	-
	at Illinois	1	1	2	0.5-5	0.5-5	-	-	-	-	-
	Rutgers	1	0	1	-	-	-	-	-	-	-
	at Purdue	2	0	2	-	-	1	-	-	-	-
	Totals	4	3	7	0.5-5	0.5-5	1	-	-	-	-



BRYANT FITZGERALD

31

DB • 6-0, 213 • R-So.
Indianapolis, Ind. • Avon

2019 BIO

Recorded one tackle in victory over Ball State ... had three tackles in win over EIU ... posted three tackles against Ohio State ... made three tackles, including one TFL, in win over UConn ... totaled four tackles, two pass breakups and one quarterback hurry at Michigan State ... had a pass breakup in victory over Rutgers ... made two tackles in win at Maryland ... one tackle in victory at Nebraska ... made one tackle in win over Northwestern.

FITZGERALD'S CAREER STATS

	GP/GS	Solo	Ast	Total	Sacks	TFL	FF	FR-Yds	Int-Yds	QBH	PBU
2018	12/3	24	7	31	-	2-8	2	1-0	3-10	-	-
2019	9/5	15	3	18	-	1-2	-	-	-	1	3
Totals	21/8	39	10	49	-	3-10	2	1-0	3-10	1	3

FITZGERALD'S GAME-BY-GAME

2019	Opponent	Solo	Ast	Total	TFL-Yds	Sacks	FF	FR-Yds	Int-Yds	QBH	PBU
	vs. Ball State	-	1	1	-	-	-	-	-	-	-
	Eastern Illinois	3	-	3	-	-	-	-	-	-	-

Ohio State	3	-	3	-	-	-	-	-	-	-	-
Connecticut	3	-	3	1-2	-	-	-	-	-	-	-
at MSU	4	-	4	-	-	-	-	-	1	2	-
Rutgers	-	-	-	-	-	-	-	-	-	1	-
at Maryland	2	-	2	-	-	-	-	-	-	-	-
at Nebraska	-	1	1	-	-	-	-	-	-	-	-
Northwestern	-	1	1	-	-	-	-	-	-	-	-
Totals	15	3	18	1-2	-	-	-	-	1	3	-

2018											
Opponent	Solo	Asst	Total	TFL-Yds	Sacks	FF	FR-Yds	Int-Yds	QBH	PBU	
at FIU	2	1	3	-	-	-	-	-	-	-	-
Virginia	-	-	-	-	-	-	1-0	-	-	-	-
Ball State	3	-	3	-	-	-	-	-	-	-	-
Michigan State	2	-	2	1-6	-	1	-	-	-	-	-
at Rutgers	-	1	1	-	-	-	-	-	-	-	-
at Ohio State	2	-	2	-	-	-	-	1-9	-	-	-
Iowa	2	-	2	-	-	-	-	-	-	-	-
Penn State	3	1	4	-	-	-	-	1-1	-	-	-
at Minnesota	2	-	2	-	-	1	-	1-0	-	-	-
Maryland	5	1	6	-	-	-	-	-	-	-	-
at Michigan	2	2	4	1-2	-	-	-	-	-	-	-
Purdue	1	1	2	-	-	-	-	-	-	-	-
Totals	24	7	31	2-8	-	2	1-0	3-10	-	-	-



DONAVAN HALE

6

WR • 6-4, 218 • Sr.-5th
Largo, Fla. • Largo

2019 BIO

Had one catch for 16 yards in win over Ball State ... totaled five receptions for a career-high 110 yards and a TD in victory over EIU ... posted two receptions for 33 yards to eclipse the 1,000-yard career receiving mark against Ohio State ... had one reception for 25 yards in win over UConn ... totaled seven receptions for 99 yards and a touchdown at Michigan State ... two receptions for 32 yards and a touchdown in win at Maryland ... had two catches for 41 yards in win over Northwestern.

HALE'S CAREER STATS - RECEIVING

	GP/GS	Rec	Yds	Avg/C	Avg/G	TD	Lg	High
2015	10/-	1	10	10.0	1.1	-	10-UM	10-UM
2016	12/-	13	210	16.2	17.5	1	49-WF	49-WF
2017	4/2	7	116	16.6	29.0	1	32-UVA	67-OSU
2018	12/8	42	504	12.1	42.3	6	43-MN	92-MARY
2019	9/1	20	356	17.8	39.6	3	43-EIU	110-EIU
Totals	47/11	83	1200	14.5	25.5	11	49-WF	110-EIU

HALE'S GAME-BY-GAME

2019 Receiving					2017 Receiving				
Opponent	No.	Yds	TD	Lg	Opponent	No.	Yds	TD	Lg
vs. Ball State	1	16	-	16	Ohio State	5	67	-	28
Eastern Illinois	5	110	1	43	at Virginia	2	49	1	32
Ohio State	2	33	-	21	at Penn State	-	-	-	-
Connecticut	1	25	-	25					
at MSU	7	99	1	28					
Rutgers	-	-	-	-					
at Maryland	2	32	1	28					
at Nebraska	-	-	-	-					
Northwestern	2	41	-	32					
Totals	20	356	3	43	Totals	7	116	1	32
2018 Receiving					2016 Receiving				
Opponent	No.	Yds	TD	Lg	Opponent	No.	Yds	TD	Lg
at FIU	4	60	2	34	FIU	-	-	-	-
Virginia	4	56	1	33	WKU	-	-	-	-
Ball State	-	-	-	-	at Wake Forest	-	-	-	-
Michigan State	3	31	-	13	Ohio State	-	-	-	-
at Rutgers	3	29	-	12	Rutgers	-	-	-	-
at Ohio State	1	3	1	3	at Michigan St.	-	-	-	-
Iowa	5	51	-	15	Iowa	-	-	-	-
Penn State	4	52	-	17	Michigan	1	10	-	10
at Minnesota	4	51	1	43	vs. Duke	-	-	-	-
Maryland	3	92	1	43					
at Michigan	1	2	-	-					
Purdue	10	81	-	21					
Totals	42	508	6	43	Totals	1	10	-	10



TY FRYFOGLE

3

WR • 6-2, 204 • Jr.
Lucedale, Miss. • George County

2019 BIO

Totaled a career-high six receptions for 41 yards in win over Ball State ... had two receptions for 26 yards in win over EIU ... posted two receptions for 22 yards against Ohio State ... had five catches for 47 yards in win over UConn ... totaled three catches for 25 yards at Michigan State ... had three catches for 23 yards and a touchdown in victory over Rutgers ... four catches for 63 yards in win at Maryland ... had a career-high 75 yards on four catches with a touchdown in victory at Nebraska ... made four catches for 49 yards in win over Northwestern.

FRYFOGLE'S CAREER STATS - RECEIVING

	GP/GS	Rec	Yds	Avg/C	Avg/G	TD	Lg	High
2017	8/-	1	13	13.0	1.6	-	13-CSU	13-CSU
2018	12/3	29	381	13.1	31.8	3	37-MN	70-RU
2019	9/9	33	371	11.2	41.2	2	38-NEB	75-NEB
Totals	29/12	63	765	12.1	26.4	5	38-NEB	75-NEB

FRYFOGLE'S GAME-BY-GAME

2019 Receiving					2017 Receiving				
Opponent	No.	Yds	TD	Lg	Opponent	No.	Yds	TD	Lg
vs. Ball State	6	41	-	13	at Virginia	-	-	-	-
Eastern Illinois	2	26	-	18	GS	-	-	-	-
Ohio State	2	22	-	18	at Penn State	-	-	-	-
Connecticut	5	47	-	25	CSU	1	13	-	13
at MSU	3	25	-	16	Michigan	-	-	-	-
Rutgers	3	23	1	10	at Michigan St.	-	-	-	-
at Maryland	4	63	-	29	Rutgers	-	-	-	-
at Nebraska	4	75	1	38	at Purdue	-	-	-	-
Northwestern	4	49	-	17					
Totals	33	371	2	38	Totals	1	13	-	13

**JAMES HEAD JR.****6****DL • 6-5, 259 • So.**
Miami, Fla. • Southridge**2019 BIO**

Recorded two tackles in victory over Ball State ... had four tackles and 1.5 sacks in win over EIU ... had one QB hurry in win over UConn ... totaled four tackles, 0.5 TFLs and two quarterback hurries at Michigan State ... one tackle in win at Maryland ... had three tackles in victory at Nebraska ... totaled two tackles and a quarterback hurry in win over Northwestern.

HEAD'S CAREER STATS


	GP/GS	Solo	Ast	Total Sacks	TFL	FF	FR-Yds	Int-Yds	QBH	PBU
2018	11/-	13	4	17	-	3.0-6	-	0-0	-	3
2019	9/8	10	6	16	1.5-13	3-15	-	0-0	-	5
Totals	20/8	23	10	33	1.5-13	6-21	-	0-0	-	8

HEAD'S GAME-BY-GAME**2019**

Opponent	Solo	Ast	Total	TFL-Yds	Sacks	FF	FR-Yds	Int-Yds	QBH	PBU
vs. Ball State	2	-	2	1.0-2	-	-	-	-	1	-
Eastern Illinois	2	2	4	1.5-13	1.5-13	-	-	-	-	-
Ohio State	-	-	-	-	-	-	-	-	-	-
Connecticut	-	-	-	-	-	-	-	-	1	-
at MSU	1	3	4	0.5-0	-	-	-	-	2	-
Rutgers	-	-	-	-	-	-	-	-	-	-
at Maryland	1	-	1	-	-	-	-	-	-	-
at Nebraska	2	1	3	-	-	-	-	-	-	-
Northwestern	2	-	2	-	-	-	-	-	1	-
Totals	10	6	16	3-15	1.5-13	-	-	-	5	-

2018

Opponent	Solo	Ast	Total	TFL-Yds	Sacks	FF	FR-Yds	Int-Yds	QBH	PBU
at FIU	-	-	-	-	-	-	-	-	-	-
Virginia	-	-	-	-	-	-	-	-	-	-
Ball State	2	-	2	1.0-4	-	-	-	-	2	-
Michigan State	-	1	1	-	-	-	-	-	-	-
at Rutgers	1	-	1	-	-	-	-	-	-	-
at Ohio State	3	1	4	-	-	-	-	-	-	-
Iowa	1	-	1	1.0-1	-	-	-	-	-	-
Penn State	-	-	-	-	-	-	-	-	1	-
at Minnesota	-	-	-	-	-	-	-	-	-	-
Maryland	2	-	2	1.0-1	-	-	-	-	-	-
at Michigan	1	2	3	-	-	-	-	-	-	-
Purdue	3	0	3	-	-	-	-	-	-	-
Totals	10	4	14	3.0-6	-	-	-	-	-	-

**PEYTON HENDERSHOT****86****TE • 6-4, 255 • So.-R**
North Salem, Ind. • Tri-West HS**2019 BIO**

Posted four catches and 69 yards in win over Ball State ... had five receptions for 52 yards and a TD in victory over EIU ... totaled four receptions for 70 yards and a TD against Ohio State ... had five catches for 43 yards and a touchdown in win over UConn ... two catches for eight yards at Michigan State ... caught a 14-yard touchdown in victory over Rutgers ... posted career-best five receptions for a career-high 95 yards in win at Maryland ... one catch for 40 yards in victory at Nebraska ... had one reception for two yards in win over Northwestern.

HENDERSHOT'S CAREER STATS - RECEIVING

	GP/GS	Rec	Yds	Avg/C	Avg/G	TD	Lg	High
2017	4/0	-	-	-	-	-	-	-
2018	11/10	15	163	10.9	14.8	2	32-OSU	47-RU
2019	9/9	29	393	13.6	43.7	4	49-OSU	95-MD
Totals	24/19	44	556	12.6	23.2	6	49-OSU	95-MD

HENDERSHOT'S GAME-BY-GAME**2019**

Opponent	Receiving		
	No.	Yds	TD
vs. Ball State	4	69	2
Eastern Illinois	5	52	1
Ohio State	4	70	1
Connecticut	5	43	1
at MSU	2	8	-
Rutgers	1	14	1
at Maryland	5	95	-

at Nebraska	1	40	-	40
Northwestern	1	2	-	2

Opponent	2018				2017				
	No.	Yds	TD	Lg	No.	Yds	TD	Lg	
FIU	1	3	1	3	Ohio State	-	-	-	-
Virginia	2	8	-	4	at Virginia	-	-	-	-
Ball State	3	22	-	8	GS	-	-	-	-
Michigan State	-	-	-	-	at Penn State	-	-	-	-
at Rutgers	2	47	-	25					
at Ohio State	1	32	1	32					
Iowa	2	17	-	9					
Penn State	1	13	-	13					
Maryland	1	6	-	6					
at Michigan	-	-	-	-					
Purdue	2	15	-	10					
Total	15	163	2	32	Totals	-	-	-	-

**JEROME JOHNSON****98****DL • 6-3, 294 • Jr.-R**
Bassfield, Miss. • Bassfield**2019 BIO**

Recorded five tackles and 1.5 sacks in win over Ball State ... had two tackles against Ohio State ... totaled three tackles and 0.5 sacks in win over UConn ... made two tackles at Michigan State ... had a tackle in victory over Rutgers ... totaled four tackles in win at Maryland ... two tackles in victory at Nebraska ... totaled three tackles, one TFL and a QB hurry in win over Northwestern.

JOHNSON'S CAREER STATS

	GP/GS	Solo	Ast	Total Sack	TFL	FF	FR-Yds	Int-Yds	QBH	PBU
2017	12/-	10	8	18	1-0	3.5-4	-	-	-	-
2018	12/9	21	11	32	3.5-20	5.5-23	1	1	-	1
2019	9/9	12	10	22	2-15	3-16	-	-	-	1
Totals	33/18	43	29	72	6.5-35	12-43	1	1	-	2

JOHNSON'S GAME-BY-GAME**2019**

Opponent	Solo	Ast	Total	TFL-Yds	Sacks	FF	FR-Yds	Int-Yds	QBH	PBU
vs. Ball State	2	3	5	1.5-13	1.5-13	-	-	-	-	-
Eastern Illinois	-	-	-	-	-	-	-	-	-	-
Ohio State	1	1	2	-	-	-	-	-	-	-
Connecticut	1	2	3	0.5-2	0.5-2	-	-	-	-	-
at MSU	1	1	2	-	-	-	-	-	-	-
Rutgers	1	-	1	-	-	-	-	-	-	-
at Maryland	2	2	4	-	-	-	-	-	-	-
at Nebraska	1	1	2	-	-	-	-	-	-	-
Northwestern	3	-	3	1-1	-	-	-	-	1	-
Totals	12	10	22	3-16	2-15	-	-	-	1	-

2018

Opponent	Solo	Ast	Total	TFL-Yds	Sacks	FF	FR-Yds	Int-Yds	QBH	PBU
at FIU	2	2	4	1-8	1-8	1	-	-	-	-
Virginia	1	-	1	-	-	-	-	-	-	-
Ball State	-	-	-	-	-	-	-	-	-	-
Michigan State	-	1	1	-	-	-	-	-	-	-
at Rutgers	2	2	4	-	-	-	-	-	1	-
at Ohio State	2	1	3	-	-	-	-	-	-	-
Iowa	4	1	5	2-7	1-5	-	-	-	-	-
Penn State	1	-	1	-	-	-	-	-	-	-
at Minnesota	1	-	1	-	-	-	-	-	-	-
Maryland	3	2	5	-	-	-	1-0	-	-	-
at Michigan	1	0	1	-	-	-	-	-	-	-
Purdue	4	1	5	2.5-8	1.5-7	-	-	-	-	-
Totals	21	11	32	5.5-23	3.5-20	1	1-0	-	1	-

2017

Opponent	Solo	Ast	Total	TFL-Yds	Sacks	FF	FR-Yds	Int-Yds	QBH	PBU
Ohio State	-	-	-	-	-	-	-	-	-	-
at Virginia	3	1	4	1-1	-	-	-	-	-	-
GS	-	-	-	-	-	-	-	-	-	-
at Penn State	1	-	1	-	-	-	-	-	-	-
CSU	1	2	3	-	-	-	-	-	-	-
Michigan	1	-	1	-	-	-	-	-	-	-
at Michigan St.	-	2	2	-	-	-	-	-	-	-
at Maryland	1	1	2	-	1-0	-	-	-	-	-
Wisconsin	2	1	3	1.5-2	-	-	-	-	-	-
at Illinois	-	-	-	-	-	-	-	-	-	-

Rutgers	1	-	1	1.0-1	-	-	-	-	-	-	-
at Purdue	-	1	1	-	-	-	-	-	-	-	-
Totals	10	8	18	3.5-4	1-0	-	-	-	-	-	-



CAM JONES
4 LB • 6-3, 224 • So.
 Memphis, Tenn. • St. Benedict at Auburndale

2019 BIO

Totaled six tackles in season-opening win over Ball State ... had four tackles, one TFL and a pick-6 in win over UConn ... made four tackles at Michigan State ... totaled a team-best six tackles with a career-best two sacks and a quarterback hurry in victory over Rutgers ... two tackles in win at Maryland ... had three tackles in victory at Nebraska ... totaled two tackles, one TFL and a forced fumble in win over Northwestern.

JONES'S CAREER STATS

	GP/GS	Solo	Asst	Total	Sacks	TFL	FF	FR-Yds	Int-Yds	QBH	PBU
2018	11/-	15	5	20	-	-	2	1-0	1-0	1	1
2019	8/-	19	8	27	2-12	4-17	1	-	1-44	2	2
Totals	19/-	34	13	47	2-12	4-17	3	1-0	2-44	3	3

JONES' GAME-BY-GAME

2019	Opponent	Solo	Asst	Total	TFL-Yds	Sacks	FF	FR-Yds	Int-Yds	QBH	PBU
	vs. Ball State	3	3	6	-	-	-	-	-	1	1
	Ohio State	-	-	-	-	-	-	-	-	-	-
	Connecticut	3	1	4	1-3	-	-	-	1-44	-	1
	at MSU	3	1	4	-	-	-	-	-	-	-
	Rutgers	6	-	6	2-12	2-12	-	-	-	1	-
	at Maryland	2	-	2	-	-	-	-	-	-	-
	at Nebraska	1	2	3	-	-	-	-	-	-	-
	Northwestern	1	1	2	1-2	-	1	-	-	-	-
	Totals	19	8	27	4-17	2-12	1	-	1-44	2	2

2018	Opponent	Solo	Asst	Total	TFL-Yds	Sacks	FF	FR-Yds	Int-Yds	QBH	PBU
	at FIU	1	1	2	-	-	-	-	-	-	-
	Virginia	-	-	-	-	-	-	-	-	-	-
	Ball State	2	-	2	-	-	-	-	-	-	-
	Michigan State	3	-	3	-	-	1	-	1-0	-	-
	at Rutgers	-	-	-	-	-	-	-	-	-	-
	at Ohio State	-	-	-	-	-	-	1-0	-	1	-
	Iowa	3	-	3	-	-	-	-	-	-	-
	Penn State	-	-	-	-	-	-	-	-	-	-
	at Minnesota	2	3	5	-	-	1	-	-	-	1
	Maryland	2	1	3	-	-	-	-	-	-	-
	at Michigan	1	0	1	-	-	-	-	-	-	-
	Purdue	1	0	1	-	-	-	-	-	-	-
	Totals	15	5	20	-	-	2	1-0	1-0	1	1



REAKWON JONES
7 LB • 6-2, 233 • Sr.-5th
 Lynn Haven, Fla. • A. Crawford Mosley

2019 BIO

Made a career-high 11 tackles with a half-sack in win over Ball State .. had four tackles in victory over EIU ... totaled three tackles against Ohio State ... had six tackles and a QB hurry in win over UConn ... made five tackles at Michigan State ... returned a fumble for a touchdown on the first play of the game against Rutgers ... also had a sack in the victory over RU ... two tackles in win at Maryland ... had five tackles in victory at Nebraska ... totaled four tackles, one QB hurry and one PBU in win over Northwestern.

JONES' CAREER STATS

	GP/GS	Solo	Asst	Total	Sack	TFL	FF	FR-Yds	Int-Yds	QBH	PBU
2016	11/0	1	1	2	-	-	-	-	-	-	-
2017	10/0	3	4	7	-	-	-	-	-	-	-
2018	10/10	24	12	36	1-2	4.5-7	-	1-0	-	-	2
2019	9/9	27	14	41	1-8	1.5-9	-	1-17	-	2	1
Totals	40/19	55	31	86	2-10	6-16	-	2-17	-	2	3

JONES' GAME-BY-GAME

2019	Opponent	Solo	Asst	Total	TFL-Yds	Sacks	FF	FR-Yds	Int-Yds	QBH	PBU
	vs. Ball State	2	9	11	0.5-1	-	-	-	-	-	-
	Eastern Illinois	4	-	4	-	-	-	-	-	-	-
	Ohio State	3	-	3	-	-	-	-	-	-	-
	Connecticut	5	1	6	-	-	-	-	-	1	-
	at MSU	4	1	5	-	-	-	-	-	-	-

Rutgers	1	-	1	1-8	1-8	-	1-17	-	-	-	-
at Maryland	2	-	2	-	-	-	-	-	-	-	-
at Nebraska	3	2	5	-	-	-	-	-	-	-	-
Northwestern	3	1	4	-	-	-	-	-	-	1	1
Totals	27	14	41	1.5-9	1-8	-	1-17	-	-	2	1

2018	Opponent	Solo	Asst	Total	TFL-Yds	Sacks	FF	FR-Yds	Int-Yds	QBH	PBU
	at FIU	3	-	3	1-1	-	-	-	-	-	-
	Virginia	3	2	5	.5-1	-	-	-	-	-	-
	Ball State	5	-	5	2-3	1-2	-	-	-	-	-
	Michigan State	1	-	1	-	-	-	1-0	-	-	-
	at Rutgers	1	2	3	-	-	-	-	-	-	2
	at Ohio State	4	3	7	1-2	-	-	-	-	-	-
	Iowa	2	1	3	-	-	-	-	-	-	-
	Penn State	2	1	3	-	-	-	-	-	-	-
	at Minnesota	3	3	6	-	-	-	-	-	-	-
	Purdue	-	-	-	-	-	-	-	-	-	-
	Totals	24	12	36	4.5-7	1-2	-	1-0	-	-	2

2017	Opponent	Solo	Asst	Total	TFL-Yds	Sacks	FF	FR-Yds	Int-Yds	QBH	PBU
	Ohio State	-	-	0	-	-	-	-	-	-	-
	at Virginia	-	-	0	-	-	-	-	-	-	-
	GS	1	-	1	-	-	-	-	-	-	-
	at Penn State	-	-	-	-	-	-	-	-	-	-
	CSU	2	1	2	-	-	-	-	-	-	-
	Michigan	-	-	-	-	-	-	-	-	-	-
	at Maryland	-	-	-	-	-	-	-	-	-	-
	at Illinois	-	1	1	-	-	-	-	-	-	-
	Rutgers	-	1	1	-	-	-	-	-	-	-
	at Purdue	-	1	1	-	-	-	-	-	-	-
	Totals	3	4	7	-	-	-	-	-	-	-

2016	Opponent	Solo	Asst	Total	TFL-Yds	Sacks	FF	FR-Yds	Int-Yds	QBH	PBU
	Ball State	1	-	-	-	-	-	-	-	-	-
	Wake Forest	-	1	-	-	-	-	-	-	-	-
	Michigan State	-	-	-	-	-	-	-	-	-	-
	Nebraska	-	-	-	-	-	-	-	-	-	-
	at N'western	-	-	-	-	-	-	-	-	-	-
	Maryland	-	-	-	-	-	-	-	-	-	-
	at Rutgers	-	-	-	-	-	-	-	-	-	-
	Penn State	-	-	-	-	-	-	-	-	-	-
	at Michigan	-	-	-	-	-	-	-	-	-	-
	Purdue	-	-	-	-	-	-	-	-	-	-
	vs. Utah	1	-	-	-	-	-	-	-	-	-
	Totals	1	1	2	-	-	-	-	-	-	-



LOGAN JUSTUS
82 K • 5-11, 182 • Sr.-5th
 McCordsville, Ind. • Mt. Vernon

2019 BIO

Big Ten Special Teams Player of the Week (9/2) ... made a career-high and program-tying four field goals, including a career-long 50-yarder in win over Ball State ... converted on all six of his PATs in victory over EIU ... hit a 29-yard field goal against Ohio State ... made a 27-yard field goal and five PATs in win over UConn ... converted from 26 yards out at Michigan State and made all four PATs ... made all five of his PATs in victory over Rutgers ... hit both of his field goals and all four of his PATs in win at Maryland ... hit a 22-yard field goal and three of his four PATs in victory at Nebraska ... converted on all six of his kicks in win over Northwestern, hitting two field goals and all four PATs.


JUSTUS' CAREER STATS

	GP	FG	PCT.	PAT	PTS	0-29	30-39	40-49	50+	LG
2018	12	15-18	.833	32-33	77	4-4	7-7	4-6	0-1	44-RUT
2019	9	12-12	1.000	34-35	70	6-6	3-3	3-3	1-1	50-BSU
Totals	21	27-30	.900	66-68	147	10-10	10-10	7-9	1-1	50-BSU

JUSTUS' GAME-BY-GAME

2019	Opponent	Field Goals	XP	Kickoffs				
	Att-Made	Lg	Blkd	Att-Made	No	Yds	Avg	TB
	vs. Ball State	4-4	50	-	2-2	-	-	-
	Eastern Illinois	-	-	-	6-6	-	-	-
	Ohio State	1-1	29	-	1-1	-	-	-
	Connecticut	1-1	27	-	5-5	-	-	-
	at MSU	1-1	26	-	4-4	-	-	-
	Rutgers	-	-	-	5-5	-	-	-
	at Maryland	2-2	34	-	4-4	-	-	-
	at Nebraska	1-1	22	-	3-4	-	-	-
	Northwestern	2-2	30	-	4-4	-	-	-
	Totals	12-12	50	-	34-35	-	-	-

2018 Opponent	Field Goals			XP			Kickoffs		
	Att-Made	Lg	Blkd	Att-Made	No	Yds	Avg	TB	
at FIU	1-1	36	-	5-5	-	-	-	-	
Virginia	0-1	-	1	2-3	-	-	-	-	
Ball State	1-1	21	-	5-5	-	-	-	-	
Michigan State	2-2	36	-	1-1	-	-	-	-	
at Rutgers	1-1	44	-	3-3	-	-	-	-	
at Ohio State	2-3	37	-	2-2	-	-	-	-	
Iowa	1-1	29	-	1-1	-	-	-	-	
Penn State	-	-	-	4-4	-	-	-	-	
at Minnesota	3-3	41	-	-	-	-	-	-	
Maryland	2-2	42	-	4-4	-	-	-	-	
at Michigan	2-2	41	-	2-2	-	-	-	-	
Purdue	0-1	-	-	3-3	-	-	-	-	
Totals	15-18	44	1	32-33	-	-	-	-	



RAHEEM LAYNE
17 DB • 6-1, 198 • Jr.
 Deland, Fla. • Sebastian River

2019 BIO
 Made four tackles in win over Ball State ... had two tackles and a PBU in victory over EIU ... totaled four tackles against Ohio State ... made one tackle in win over UConn ... totaled three tackles and one pass breakup at Michigan State ... had two tackles, including a TFL, in victory over Rutgers ... totaled three tackles in win at Maryland ... had three tackles in victory at Nebraska ... made one tackle in win over Northwestern.

LAYNE'S CAREER STATS

	GP/GS	Solo	Ast	Total	Sack	TFL	FF	FR-Yds	Int-Yds	QBH	PBU
2017	12/1	12	1	13	-	-	-	-	-	-	-
2018	12/7	31	8	39	-	0.5-1	1	1-0	-	-	3
2019	9/4	21	2	23	-	1-3	-	-	-	-	2
Totals	33/12	64	11	75	-	1.5-4	1	1-0	-	-	5

LAYNE'S GAME-BY-GAME

2019

Opponent	Solo	Ast	Total	TFL-Yds	Sacks	FF	FR-Yds	Int-Yds	QBH	PBU
vs. Ball State	4	-	4	-	-	-	-	-	-	-
Eastern Illinois	1	1	2	-	-	-	-	-	-	1
Ohio State	4	-	4	-	-	-	-	-	-	-
Connecticut	1	-	1	-	-	-	-	-	-	-
at MSU	3	-	3	-	-	-	-	-	-	1
Rutgers	2	-	2	1-3	-	-	-	-	-	-
at Maryland	3	-	3	-	-	-	-	-	-	-
at Nebraska	2	1	3	-	-	-	-	-	-	-
Northwestern	1	-	1	-	-	-	-	-	-	-
Totals	21	2	23	1-3	-	-	-	-	-	2

2018

Opponent	Solo	Ast	Total	TFL-Yds	Sacks	FF	FR-Yds	Int-Yds	QBH	PBU
at FIU	1	-	1	-	-	-	-	-	-	-
Virginia	3	-	3	-	-	-	-	-	-	-
Ball State	1	2	3	-	-	-	-	-	-	-
Michigan State	3	-	3	-	-	-	-	-	-	-
at Rutgers	2	1	3	-	-	-	-	-	-	2
at Ohio State	3	2	5	-	-	-	-	-	-	-
Iowa	1	-	1	-	-	-	-	-	-	-
Penn State	4	-	4	-	-	-	-	-	-	-
at Minnesota	5	2	7	0.5-1	-	1	1-0	-	-	-
Maryland	7	-	7	-	-	-	-	-	-	-
at Michigan	1	1	2	-	-	-	-	-	-	1
Purdue	-	-	-	-	-	-	-	-	-	-
Totals	31	8	39	0.5-1	-	1	1-0	-	-	3

2017

Opponent	Solo	Ast	Total	TFL-Yds	Sacks	FF	FR-Yds	Int-Yds	QBH	PBU
Ohio State	3	-	3	-	-	-	-	-	-	-
at Virginia	-	-	-	-	-	-	-	-	-	-
GS	3	-	3	-	-	-	-	-	-	-
at Penn State	1	-	1	-	-	-	-	-	-	-
CSU	-	-	-	-	-	-	-	-	-	-
Michigan	1	-	1	-	-	-	-	-	-	-
at Michigan St.	-	-	-	-	-	-	-	-	-	-
at Maryland	-	-	-	-	-	-	-	-	-	-
Wisconsin	1	1	2	-	-	-	-	-	-	-
at Illinois	1	-	1	-	-	-	-	-	-	-
Rutgers	2	-	2	-	-	-	-	-	-	-
at Purdue	-	-	-	-	-	-	-	-	-	-
Totals	12	1	13	-	-	-	-	-	-	-



HUNTER LITTLEJOHN
68 OL • 6-3, 315 • Sr.-5th
 Powell, Ohio • Olentangy Liberty

2019 BIO
 Started at center in eight games this season.



DEVON MATTHEWS
27 DB • 6-2, 200 • So.
 Jacksonville, Fla • Ribault

2019 BIO
 Made a career-high four tackles in win over Ball State ... had one tackle in victory over EIU ... totaled three tackles against Ohio State ... made three tackles in win over UConn ... had one tackle at Michigan State ... had two tackles in victory over Rutgers ... two tackles in win at Maryland ... made three tackles in victory at Nebraska ... had two tackles in win over Northwestern.

MATTHEWS' CAREER STATS

	GP/GS	Solo	Ast	Total	Sack	TFL	FF	FR-Yds	Int-Yds	QBH	PBU
2018	10/0	13	7	20	-	1-2	-	1-0	1-0	-	1
2019	9/5	18	8	26	-	-	-	-	-	-	-
Totals	19/5	31	15	46	-	1-2	-	1-0	1-0	-	1


MATTHEWS' CAREER GAME-BY-GAME

2019

Opponent	Solo	Ast	Total	TFL-Yds	Sacks	FF	FR-Yds	Int-Yds	QBH	PBU
vs. Ball State	6	3	9	-	-	-	-	-	-	-
Eastern Illinois	1	-	1	-	-	-	-	-	-	-
Ohio State	3	-	3	-	-	-	-	-	-	-
Connecticut	3	-	3	-	-	-	-	-	-	-
at MSU	-	1	1	-	-	-	-	-	-	-
Rutgers	1	1	2	-	-	-	-	-	-	-
at Maryland	2	-	2	-	-	-	-	-	-	-
at Nebraska	1	2	3	-	-	-	-	-	-	-
Northwestern	1	1	2	-	-	-	-	-	-	-
Totals	18	8	26	-	-	-	-	-	-	-

2018

Opponent	Solo	Ast	Total	TFL-Yds	Sacks	FF	FR-Yds	Int-Yds	QBH	PBU
at FIU	-	-	-	-	-	-	1-0	-	-	-
Virginia	2	1	3	-	-	-	-	-	-	-
Ball State	2	1	3	-	-	-	-	-	-	-
Michigan State	-	-	-	-	-	-	-	-	-	1
at Rutgers	3	2	5	-	-	-	-	-	-	-
at Ohio State	-	1	1	-	-	-	-	1-0	-	-
at Minnesota	1	-	1	-	-	-	-	-	-	-
Maryland	1	-	1	-	-	-	-	-	-	-
at Michigan	1	1	2	-	-	-	-	-	-	-
Purdue	4	1	5	1-2	-	-	-	-	-	-
Totals	13	7	20	1-2	-	-	1-0	1-0	-	1



MICAH MCFADDEN
47 LB • 6-2, 232 • So.
 Tampa, Fla • Plant

2019 BIO
 Had six tackles in victory over Ball State ... made three tackles and a half-sack in victory over EIU ... totaled four tackles against Ohio State ... had one TFL and a QB hurry in win over UConn ... totaled five tackles, including two TFLs, at Michigan State ... recorded four tackles, 1.5 TFLs and a pass breakup in victory over Rutgers ... made a team-high five tackles in win at Maryland ... set career-highs with 11 total tackles and 10 solo stops in victory at Nebraska ... made three tackles in win over Northwestern.

MCFADDEN'S CAREER STATS

	GP/GS	Solo	Ast	Total	Sack	TFL	FF	FR-Yds	Int-Yds	QBH	PBU
2018	12/-	14	6	20	-	1-3	1	-	-	2	-
2019	9/8	30	12	42	0.5-2	6-15	-	-	-	1	1
Totals	21/8	44	18	62	0.5-2	7-18	1	-	-	3	1

MCFADDEN'S CAREER GAME-BY-GAME

2019


Opponent	Solo	Ast	Total	TFL-Yds	Sacks	FF	FR-Yds	Int-Yds	QBH	PBU
vs. Ball State	3	3	6	1-2	-	-	-	-	-	-

Eastern Illinois	2	1	3	0.5-2	0.5-2	-	-	-	-	-	-
Ohio State	4	-	4	-	-	-	-	-	-	-	-
Connecticut	1	-	1	1-1	-	-	-	-	1	-	-
at MSU	2	3	5	2-7	-	-	-	-	-	-	-
Rutgers	1	3	4	1.5-3	-	-	-	-	-	1	-
at Maryland	5	-	5	-	-	-	-	-	-	-	-
at Nebraska	10	1	11	-	-	-	-	-	-	-	-
Northwestern	2	1	3	-	-	-	-	-	-	-	-

Totals	30	12	42	6-15	0.5-2	-	-	-	-	1	1
---------------	-----------	-----------	-----------	-------------	--------------	----------	----------	----------	----------	----------	----------

Opponent	Solo	Ast	Total	TFL-Yds	Sacks	FF	FR-Yds	Int-Yds	QBH	PBU	
at FIU	-	-	-	-	-	-	-	-	-	-	-
Virginia	4	-	4	1-3	-	1	-	-	-	-	-
Ball State	2	-	2	-	-	-	-	-	1	-	-
Michigan State	-	-	-	-	-	-	-	-	-	-	-
at Rutgers	-	-	-	-	-	-	-	-	-	-	-
at Ohio State	1	-	1	-	-	-	-	-	-	-	-
Iowa	1	1	2	-	-	-	-	-	-	-	-
Penn State	2	-	2	-	-	-	-	-	-	-	-
at Minnesota	-	3	3	-	-	-	-	-	-	-	-
Maryland	-	1	1	-	-	-	-	-	-	-	-
at Michigan	2	1	3	-	-	-	-	-	1	-	-
Purdue	2	-	2	-	-	-	-	-	-	-	-

Totals	14	6	20	1-3	-	1	-	-	2	-
---------------	-----------	----------	-----------	------------	----------	----------	----------	----------	----------	----------



JAMES MILLER
8 LB • 6-2, 226 • Fr.-R
 Tampa, Fla • Armwood

2019 BIO

Totaled four tackles, a half-sack and one TFL in win over Ball State ... had three tackles, including a TFL, in victory over EIU ... made four tackles against Ohio State ... totaled two tackles with 0.5 TFLs at Michigan State ... recorded four tackles, one TFL and one forced fumble in victory at Nebraska ... had four tackles in win over Northwestern.

MILLER'S CAREER STATS

	GP/GS	Solo	Ast	Total	Sack	TFL	FF	FR-Yds	Int-Yds	QBH	PBU
2018	3/-	2	1	3	-	-	-	-	-	-	-
2019	9/1	14	7	21	0.5-4	3.5-9	1	-	-	-	-

Totals	12/1	16	8	24	0.5-4	3.5-9	1	-	-	-	-
---------------	-------------	-----------	----------	-----------	--------------	--------------	----------	----------	----------	----------	----------

MILLER'S CAREER GAME-BY-GAME

Opponent	Solo	Ast	Total	TFL-Yds	Sacks	FF	FR-Yds	Int-Yds	QBH	PBU
vs. Ball State	2	2	4	1-5	0.5-4	-	-	-	-	-
Eastern Illinois	2	1	3	1-1	-	-	-	-	-	-
Ohio State	4	-	4	-	-	-	-	-	-	-
Connecticut	-	-	-	-	-	-	-	-	-	-
at MSU	-	2	2	0.5-1	-	-	-	-	-	-
Rutgers	-	-	-	-	-	-	-	-	-	-
at Maryland	-	-	-	-	-	-	-	-	-	-
at Nebraska	3	1	4	1.0-2	-	1	-	-	-	-
Northwestern	3	1	4	-	-	-	-	-	-	-

Totals	14	7	21	3.5-9	0.5-4	1	-	-	-	-
---------------	-----------	----------	-----------	--------------	--------------	----------	----------	----------	----------	----------

Opponent	Solo	Ast	Total	TFL-Yds	Sacks	FF	FR-Yds	Int-Yds	QBH	PBU
at Minnesota	-	-	-	-	-	-	-	-	-	-
Maryland	1	-	1	-	-	-	-	-	-	-
at Michigan	1	1	2	-	-	-	-	-	-	-

Totals	2	1	3	-	-	-	-	-	-	-
---------------	----------	----------	----------	----------	----------	----------	----------	----------	----------	----------



TIAWAN MULLEN
3 DB • 5-10,175 • Fr.
 Fort Lauderdale, Fla. • Coconut Creek

2019 BIO

Had two tackles, including a TFL, against Ohio State ... made one tackle with a pass breakup in win over UConn ... totaled two tackles and a season-best four pass breakups at Michigan State ... two tackles in win at Maryland ... also had two stops in victory at Nebraska ... totaled two tackles, one forced fumble, one fumble recovery and one PBU in win over Northwestern.

MULLEN'S CAREER STATS

	GP/GS	Solo	Ast	Total	Sack	TFL	FF	FR-Yds	Int-Yds	QBH	PBU
2019	9/4	11	-	11	-	1-1	1	1-0	-	-	7

Totals	9/4	11	-	11	-	1-1	1	1-0	-	-	7
---------------	------------	-----------	----------	-----------	----------	------------	----------	------------	----------	----------	----------

MULLEN'S GAME-BY-GAME

Opponent	Solo	Ast	Total	TFL-Yds	Sacks	FF	FR-Yds	Int-Yds	QBH	PBU
vs. Ball State	-	-	-	-	-	-	-	-	-	-
Eastern Illinois	-	-	-	-	-	-	-	-	-	-
Ohio State	2	-	2	1-1	-	-	-	-	-	-
Connecticut	1	-	1	-	-	-	-	-	-	1
at MSU	2	-	2	-	-	-	-	-	-	4
Rutgers	-	-	-	-	-	-	-	-	-	-
at Maryland	2	-	2	-	-	-	-	-	-	-
at Nebraska	2	-	2	-	-	-	-	-	-	1
Northwestern	2	-	2	-	-	1	1-0	-	-	1

Totals	9	-	9	1-1	-	1	1-0	-	-	7
---------------	----------	----------	----------	------------	----------	----------	------------	----------	----------	----------



MICHAEL PENIX JR.
9 QB • 6-3, 202 • Fr.-R
 Tampa, Fla. • Tampa Bay Tech

2019 BIO

Suffered season-ending injury in win over Northwestern ... Big Ten Freshman of the Week (9/2) ... set then career-highs in completions (24), attempts (40) and yards (326) in first-career start against Ball State ... completed 14-of-20 passes for 197 yards and two touchdowns in victory over EIU ... earned Big Ten Freshman of the Week honors for the second time on the season after completing 33-of-42 passes for 286 yards and three touchdowns with his first-career rushing TD at Michigan State ... completed a school-record 20-straight completions (2nd in Big Ten history) ... went 20-for-29 for 282 yards and three touchdowns in victory over Rutgers ... completed 9-of-14 passes for 141 yards and a score while rushing for 35 yards in win at Maryland ... went 10-for-15 for 167 yards and had a 1-yard TD run in win over Northwestern.

PENIX'S CAREER STATS - PASSING

	GP/GS	Comp	Att	TD	Int	Yds	P/G	LG	High
2018	3/0	21	34	1	0	219	61.8	34-FIU	96-FIU
2019	6/6	110	160	10	4	1394	232.3	75-BSU	326-BSU

Totals	9/6	131	194	11	4	1613	179.2	75-BSU	326-BSU
---------------	------------	------------	------------	-----------	----------	-------------	--------------	---------------	----------------

PENIX'S CAREER STATS - RUSHING

	GP/GS	CAR	YDS	YPC	AVG	TD	HIGH
2018	3/0	7	45	6.4	15.0	0	13-PSU
2019	6/6	22	119	5.4	19.8	2	67-BSU

Totals	9/6	29	164	5.7	18.2	2	67-BSU
---------------	------------	-----------	------------	------------	-------------	----------	---------------

PENIX'S GAME-BY-GAME (PASSING)

Opponent	Comp	Att	TD	INT	Pct.	Yds	Lg
vs. Ball State	24	40	1	2	.600	326	75
Eastern Illinois	14	20	2	-	.700	197	36
at MSU	33	42	3	-	.786	286	28
Rutgers	20	29	3	1	.690	282	56
at Maryland	9	14	1	1	.643	141	28
Northwestern	10	15	-	-	.667	162	41

Totals	110	160	10	4	.688	1394	75
---------------	------------	------------	-----------	----------	-------------	-------------	-----------

Opponent	Comp	Att	TD	INT	Pct.	Yds	Lg
at FIU	8	10	1	-	.800	96	34
Ball State	4	5	-	-	.800	29	14
Penn State	9	19	-	-	.474	94	25

Totals	21	34	1	-	.618	219	34
---------------	-----------	-----------	----------	----------	-------------	------------	-----------

PENIX'S GAME-BY-GAME (RUSHING)

Opponent	No.	Yds	TD	Lg
vs. Ball State	7	67	-	24
Eastern Illinois	2	12	-	7
at MSU	2	-4	1	2
Rutgers	2	5	-	7
at Maryland	4	35	-	17
Northwestern	5	4	1	8

Totals	22	119	2	24
---------------	-----------	------------	----------	-----------

Opponent	No.	Yds	TD	Lg
at FIU	2	8	-	5
Ball State	3	13	-	12
Penn State	2	24	-	13

Totals	7	45	-	17
---------------	----------	-----------	----------	-----------



WHOP PHILYOR

1

WR • 5-11, 178 • Jr.
Tampa, Fla • Plant

2019 BIO

Totaled six receptions for 66 yards in win over Ball State ... had four receptions for 75 yards in victory over EIU ... three receptions for 41 yards against Ohio State ... had four catches for 47 yards and a touchdown in win over UConn ... totaled 142 yards and a career-high two touchdowns on a career-best 14 receptions (T-3rd in program history) at Michigan State ... hauled in 10 receptions for 182 yards in victory over Rutgers ... two-game total of 24 receptions is a school-record, while two-game receiving yardage of 324 yards in second-best in program history ... two receptions for six yards in win at Maryland ... matched his career-high with 14 receptions in victory at Nebraska, totaling 178 yards ... only player in the FBS with three games this season with 10 or more receptions ... had two receptions for 76 yards in win over Northwestern.

PHILYOR'S CAREER STATS - RECEIVING

	GP/GS	Rec	Yds	Avg/C	Avg/G	TD	Lg	High
2017	11/-	33	335	10.2	30.5	3	36-RU	127-MD
2018	7/3	23	235	10.2	33.6	1	65-MSU	148-MSU
2019	9/8	59	813	13.8	90.3	3	56-RU	182-RU
Totals	27/11	115	1383	12.0	51.2	7	65-MSU	182-RU

PHILYOR'S GAME-BY-GAME

2019	Receiving			
	Opponent	No.	Yds	TD Lg
vs. Ball State	6	66	-	18
Eastern Illinois	4	75	-	36
Ohio State	3	41	-	28
Connecticut	4	47	1	21
at MSU	14	142	2	28
Rutgers	10	182	-	56
at Maryland	2	6	-	7
at Nebraska	14	178	-	24
Northwestern	2	76	-	41
Totals	59	813	3	56

2018	Receiving				2017	Receiving			
	Opponent	No.	Yds	TD Lg		Opponent	No.	Yds	TD Lg
at FIU	2	27	-	19	at Virginia	-	-	-	-
Virginia	-	-	-	-	GS	1	7	-	7
Ball State	3	19	-	14	at Penn State	1	4	-	4
Michigan State	13	148	1	65	CSU	2	16	-	12
Iowa	-	-	-	-	Michigan	3	13	1	8
Penn State	4	27	-	9	at Michigan St.	1	20	-	20
at Minnesota	1	14	-	14	at Maryland	13	127	1	17
					Wisconsin	5	55	-	24
					at Illinois	2	14	-	17
					Rutgers	4	70	-	36
					at Purdue	1	9	1	9
Totals	23	235	1	65	Totals	33	335	3	36



PEYTON RAMSEY

12

QB • 6-2, 216 • Jr.-R
Cincinnati, Ohio

2019 BIO

Set school record, completing 13-of-14 passes (.929) in victory over EIU ... threw for 226 yards and two touchdowns in win ... completed 19-of-33 passes for 162 yards against Ohio State ... threw three touchdowns, completing 23-of-27 (.852) of his passes for 247 yards in win over UConn ... completed 4-of-6 passes for 15 yards in victory over Rutgers ... came off the bench to complete 20-of-27 passes for 193 yards and a touchdown while rushing for 46 yards in win at Maryland ... set a career-high with 351 yards on 27-of-40 passing with two touchdowns in victory at Nebraska ... also ran for an 8-yard score ... completed 7-of-10 passes for 108 yards and a TD coming off the bench in win over Northwestern.

RAMSEY'S CAREER STATS - PASSING

	GP/GS	Comp	Att	TD	Int	Yds	P/G	LG	High
2017	9/4	134	205	10	5	1252	139.1	45-MD	321-CSU
2018	12/12	295	447	19	13	2875	239.6	65-MSU	345-PU
2019	7/3	113	157	9	3	1302	186.0	64-EIU	315-NEB
Totals	28/19	542	809	38	21	5429	193.9	65-MSU	345-PU

RAMSEY'S CAREER STATS - RUSHING

	GP/GS	CAR	YDS	YPC	AVG	TD	HIGH
2017	9/4	92	226	2.5	25.1	2	54-CSU
2018	12/12	111	354	3.2	29.5	5	51-RUT
2019	7/3	42	122	2.9	17.4	1	42-NEB
Totals	28/19	245	702	2.9	25.1	8	54-CSU

RAMSEY'S GAME-BY-GAME (PASSING)

2019	Passing						
	Opponent	Comp	Att	TD	INT	Pct.	Yds Lg
Eastern Illinois	13	14	2	-	-	.929	226 64
Ohio State	19	33	-	1	-	.576	162 28
Connecticut	23	27	3	1	-	.852	247 25
Rutgers	4	6	-	-	-	.667	15 7
at Maryland	20	27	1	-	-	.741	193 29
at Nebraska	27	40	2	1	-	.675	351 40
Northwestern	7	10	1	-	-	.700	108 32
Totals	113	157	9	3	.720	1302	64

2018	Passing						
	Opponent	Comp	Att	TD	INT	Pct.	Yds Lg
at FIU	20	27	3	1	-	.741	156 18
Virginia	16	22	2	1	-	.727	150 33
Ball State	20	27	-	-	-	.741	173 22
Michigan State	32	46	2	2	-	.696	272 65
at Rutgers	27	40	1	1	-	.675	288 25
at Ohio State	26	49	3	-	-	.531	322 38
Iowa	31	42	1	2	-	.738	263 33
Penn State	26	36	1	1	-	.722	236 21
at Minnesota	29	44	2	2	-	.649	232 43
Maryland	16	28	2	1	-	.571	243 43
at Michigan	16	35	1	1	-	.457	195 41
Purdue	36	51	1	1	-	.706	345 40
Totals	295	447	19	13	.660	2875	65

2017	Passing						
	Opponent	Comp	Att	TD	INT	Pct.	Yds Lg
Ohio State	2	3	-	-	-	.666	10 6
at Virginia	16	20	2	-	-	.800	173 32
GS	3	8	1	-	-	.375	55 42
at Penn State	8	17	1	1	-	.471	78 23
CSU	32	41	2	1	-	.780	321 45
Michigan	20	41	1	2	-	.488	178 24
at Michigan State	22	34	-	-	-	.647	158 29
at Maryland	31	41	3	1	-	.756	279 34
Rutgers	-	-	-	-	-	-	- -
Totals	134	205	10	5	.654	1252	45

RAMSEY'S GAME-BY-GAME (RUSHING)

2019	Rushing			
	Opponent	No.	Yds	TD Lg
Eastern Illinois	-	-	-	-
Ohio State	14	14	-	20
Connecticut	4	8	-	10
Rutgers	2	11	-	8
at Maryland	8	46	-	15
at Nebraska	9	42	1	12
Northwestern	5	1	-	6
Totals	42	122	1	20

2018	Rushing				2017	Rushing			
	Opponent	No.	Yds	TD Lg		Opponent	No.	Yds	TD Lg
at FIU	8	36	-	19	Ohio State	3	10	-	5
Virginia	9	27	-	9	at Virginia	12	32	1	26
Ball State	6	43	1	16	GS	7	22	-	8
Michigan State	18	13	-	12	at Penn State	12	53	-	12
at Rutgers	10	51	1	16	CSU	15	54	1	11
at Ohio State	10	10	-	11	Michigan	14	14	-	9
Iowa	11	9	1	12	at Michigan St.	15	33	-	8
Penn State	11	-5	-	16	at Maryland	14	8	-	15
at Minnesota	8	57	-	29					
Maryland	6	25	1	35					
at Michigan	7	51	-	29					
Purdue	7	37	1	23					
Totals	111	354	5	35	Totals	92	226	2	26



STEVIE SCOTT III
8 RB • 6-2, 231 • So.
 Syracuse, N.Y. • Christian Brothers

2019 BIO

Rushed for two touchdowns in victory over Ball State ... had 12 carries for 61 yards and a touchdown in win over EIU ... rushed for 97 yards and a touchdown on 21 carries in win over UConn ... totaled 66 yards rushing on 18 carries and had four receptions for 28 yards at Michigan State ... ran for a season-high 164 yards on 12 carries in victory over Rutgers ... totaled 108 yards on the ground with two scores while posting a career-best five receptions for 36 yards in win at Maryland ... ran for 68 yards and a score while setting a career-high with 41 receiving yards on four catches in victory at Nebraska ... Big Ten Offensive Player of the Week (11/4) ... had a career-high three touchdowns, rushing for two and 116 yards in win over Northwestern ... also had a 20-yard TD reception.

SCOTT'S CAREER STATS - RUSHING

	GP/GS	CAR	YDS	YPC	AVG	TD	HIGH	LONG
2018	12/11	228	1137	5.0	94.8	10	204-UVA	45-OSU
2019	9/9	148	737	5.0	81.9	9	164-RU	57-RU
Totals	21/20	376	1874	5.0	89.2	19	204-UVA	57-RU

SCOTT'S GAME-BY-GAME

2019	Rushing				Receiving				
	Opponent	No.	Yds	TD	Lg	No.	Yds	TD	Lg
vs. Ball State	19	48	2	7	3	28	-	17	
Eastern Illinois	12	61	1	10	2	26	-	16	
Ohio State	6	9	-	5	1	9	-	9	
Connecticut	21	97	1	10	2	11	-	11	
at MSU	18	66	-	19	4	28	-	13	
Rutgers	12	164	-	57	1	8	-	8	
at Maryland	18	108	2	34	5	36	-	13	
at Nebraska	16	68	1	16	4	41	-	23	
Northwestern	26	116	2	27	1	20	1	20	
Totals	148	737	9	57	23	207	1	23	

2018	Rushing				Receiving				
	Opponent	No.	Yds	TD	Lg	No.	Yds	TD	Lg
at FIU	20	70	-	9	-	-	-	-	
Virginia	31	204	1	42	-	-	-	-	
Ball State	18	114	2	18	3	12	-	5	
Michigan State	4	12	-	5	1	8	1	8	
at Rutgers	18	58	1	16	2	10	-	5	
at Ohio State	9	64	-	45	-	-	-	-	
Iowa	8	29	-	9	2	11	-	7	
Penn State	26	138	2	18	1	19	-	19	
at Minnesota	18	96	1	22	2	6	-	6	
Maryland	19	103	1	27	1	-	-	-	
at Michigan	30	139	1	35	1	8	-	8	
Purdue	20	104	1	14	1	6	-	6	
Totals	228	1137	10	45	16	86	1	19	



ALLEN STALLINGS IV
99 DL • 6-2, 246 • Sr.
 Maywood, Ill. • Oak Park and River Forest

2019 BIO

Made two tackles in victory over EIU ... had three tackles, including a sack, against Ohio State ... had a sack in win over UConn ... totaled two tackles at Michigan State ... had four tackles and a sack in victory over Rutgers ... had two tackles and a fumble recovery in victory at Nebraska ... his 68-yard fumble return was the longest for a Hoosier since 2007 ... had two tackles, including a sack, in win over Northwestern.

STALLINGS' CAREER STATS

	GP/GS	Solo	Ast	Total	Sack	TFL	FF	FR-Yds	Int-Yds	QBH	PBU
2016	1/-	-	-	-	-	-	-	-	-	-	-
2017	12/-	15	10	25	3-16	5.5-26	1	-	-	1	-
2018	11/7	17	7	24	2-11	6-22	1	-	-	3	-
2019	9/-	10	6	16	4-18	4-18	-	1-68	-	-	-
Totals	33/7	42	23	65	9-45	15.5-66	2	1-68	-	4	-

STALLINGS' GAME-BY-GAME

2019	Opponent	Solo	Ast	Total	TFL-Yds	Sacks	FF	FR-Yds	Int-Yds	QBH	PBU
vs. Ball State	-	-	-	-	-	-	-	-	-	-	-
Eastern Illinois	1	1	2	-	-	-	-	-	-	-	-
Ohio State	3	-	3	1-5	1-5	-	-	-	-	-	-

Connecticut	1	-	1	1-1	1-1	-	-	-	-	-	-
at MSU	-	2	2	-	-	-	-	-	-	-	-
Rutgers	3	1	4	1-6	1-6	-	-	-	-	-	-
at Maryland	-	-	-	-	-	-	-	-	-	-	-
at Nebraska	-	2	2	-	-	-	-	1-68	-	-	-
Northwestern	2	-	2	1-6	1-6	-	-	-	-	-	-
Totals	10	6	16	4-18	4-18	-	1-68	-	-	-	-

2018

Opponent	Solo	Ast	Total	TFL-Yds	Sacks	FF	FR-Yds	Int-Yds	QBH	PBU
at FIU	1	-	1	-	-	-	-	-	1	-
Virginia	3	-	3	2-6	-	1	-	-	-	-
Ball State	1	-	1	1-1	-	-	-	-	-	-
Michigan State	1	-	1	-	-	-	-	-	1	-
at Rutgers	2	2	4	1-5	1-5	-	-	-	-	-
at Ohio State	3	2	5	-	-	-	-	-	1	-
Iowa	1	-	1	-	-	-	-	-	-	-
Penn State	2	-	2	2-10	1-6	-	-	-	-	-
at Minnesota	-	2	2	-	-	-	-	-	-	-
Maryland	2	-	2	-	-	-	-	-	-	-
Purdue	1	1	2	-	-	-	-	-	-	-
Totals	17	7	24	6-22	2-11	1	-	-	3	-

2017

Opponent	Solo	Ast	Total	TFL-Yds	Sacks	FF	FR-Yds	Int-Yds	QBH	PBU
Ohio State	1	2	3	-	-	-	-	-	-	-
Virginia	1	1	2	-	-	-	-	-	-	-
GS	3	1	3	1.5-11	1-9	-	-	-	-	-
at Penn State	1	2	3	1-3	1-3	-	-	-	-	-
CSU	2	1	3	0.5-0	0.5-0	-	-	-	-	-
Michigan	-	-	-	-	-	-	-	-	-	-
at Michigan St.	1	1	2	-	-	-	-	-	-	-
at Maryland	1	1	2	1-6	-	-	-	-	-	-
Wisconsin	2	-	2	-	-	1	-	-	-	-
at Illinois	-	1	1	0.5-4	0.5-4	-	-	-	1	-
Rutgers	1	-	1	-	-	-	-	-	-	-
at Purdue	2	-	2	1.0-2	-	-	-	-	-	-
Totals	15	10	25	5.5-26	3-16	1	-	-	1	-

2016

Opponent	Solo	Ast	Total	TFL-Yds	Sacks	FF	FR-Yds	Int-Yds	QBH	PBU
FIU	-	-	-	-	-	-	-	-	-	-
Totals	-	-	-	-	-	-	-	-	-	-



SIMON STEPANIAK
72 OL • 6-4, 321 • Sr.-5th
 Hamilton, Ohio • Ross

2019 BIO

Started at right guard in seven games and left guard at Maryland.



REESE TAYLOR
2 DB • 5-11, 183 • So.
 Indianapolis, Ind. • Ben Davis

2019 BIO

Made one tackle in win over EIU ... had one tackle in victory over Rutgers ... had the game-sealing interception along with three tackles in win at Maryland ... had one tackle in win over Northwestern.

TAYLOR'S CAREER STATS

	GP/GS	Solo	Ast	Total	Sack	TFL	FF	FR-Yds	Int-Yds	QBH	PBU
2018	12/0	7	-	7	-	-	-	-	-	-	-
2019	7/-	6	-	6	-	-	-	-	1-0	-	1
Totals	19/0	13	-	13	-	-	-	-	1-0	-	1

TAYLOR'S GAME-BY-GAME

2019	Opponent	Solo	Ast	Total	TFL-Yds	Sacks	FF	FR-Yds	Int-Yds	QBH	PBU
Eastern Illinois	1	-	1	-	-	-	-	-	-	-	1
Ohio State	-	-	-	-	-	-	-	-	-	-	-
Connecticut	-	-	-	-	-	-	-	-	-	-	-
Rutgers	1	-	1	-	-	-	-	-	-	-	-
at Maryland	3	-	3	-	-	-	-	-	1-0	-	-
at Nebraska	-	-	-	-	-	-	-	-	-	-	-
Northwestern	1	-	1	-	-	-	-	-	-	-	-
Totals	6	-	6	-	-	-	-	-	1-0	-	1

2018

Opponent	Solo	Ast	Total	TFL-Yds	Sacks	FF	FR-Yds	Int-Yds	QBH	PBU
at FIU	2	-	2	-	-	-	-	-	-	-
Virginia	-	-	-	-	-	-	-	-	-	-

Ball State	-	-	-	-	-	-	-	-	-
Michigan State	-	-	-	-	-	-	-	-	-
at Rutgers	1	-	1	-	-	-	-	-	-
at Ohio State	-	-	-	-	-	-	-	-	-
Iowa	2	-	2	-	-	-	-	-	-
Penn State	1	-	1	-	-	-	-	-	-
at Minnesota	-	-	-	-	-	-	-	-	-
Maryland	1	-	1	-	-	-	-	-	-
at Michigan	-	-	-	-	-	-	-	-	-
Purdue	-	-	-	-	-	-	-	-	-
Totals	7	-	7	-	-	-	-	-	-



RONNIE WALKER JR.
23 RB • 5-11, 211 • So.
 Hopewell, Va. • Hopewell

2019 BIO

Rushed once for 14 yards in win over Ball State ... had a 64-yard TD reception in victory over EIU ... three receptions for 10 yards in win over UConn ... four rushes for 11 yards at Michigan State ... three carries for five yards with an eight-yard reception in victory over Rutgers ... two catches for nine yards in win at Maryland ... one carry for one yard in win over Northwestern.

WALKER'S CAREER STATS - RUSHING

	GP/GS	CAR	YDS	YPC	AVG	TD	HIGH
2018	9/-	32	141	4.4	20.7	2	41-BSU
2019	9/-	16	53	3.3	5.9	-	14-BSU
Totals	18/-	48	194	4.0	10.8	2	41-BSU

WALKER'S GAME-BY-GAME

2019 Opponent	Rushing				Receiving			
	No.	Yds	TD	Lg	No.	Yds	TD	Lg
vs. Ball State	1	14	-	14	1	3	-	3
Eastern Illinois	3	12	-	5	1	64	1	64
Ohio State	1	0	-	0	2	4	-	3
Connecticut	3	10	-	5	-	-	-	-
at MSU	4	11	-	6	-	-	-	-
Rutgers	3	5	-	3	1	8	-	8
at Maryland	-	-	-	-	2	9	-	9
at Nebraska	-	-	-	-	1	0	-	0
Northwestern	1	1	-	1	-	-	-	-
Totals	16	53	-	14	8	88	1	64
2018 Opponent	Rushing				Receiving			
	No.	Yds	TD	Lg	No.	Yds	TD	Lg
Ball State	9	41	1	18	-	-	-	-
Michigan State	1	-	-	-	-	-	-	-
at Rutgers	7	35	-	19	-	-	-	-
Iowa	4	19	-	13	-	-	-	-
Penn State	4	38	1	30	-	-	-	-
at Minnesota	3	10	-	11	-	-	-	-
Maryland	1	2	-	2	-	-	-	-
at Michigan	2	-3	-	-	-	-	-	-
Purdue	1	-1	-	-	-	-	-	-
Totals	32	141	2	30	1	3	-	-



NICK WESTBROOK
15 WR • 6-3, 219 • Sr.-5th
 Lake Mary, Fla. • Lake Mary

2019 BIO

Totaled three catches for 103 yards, including a 75-yard touchdown, in win over Ball State ... three receptions for 31 yards against Ohio State ... had two receptions for 32 yards and a touchdown in win over UConn ... two catches for three yards at Michigan State ... totaled five catches for 50 yards and a touchdown in victory over Rutgers ... six receptions for 75 yards and a touchdown in win at Maryland ... eclipsed the 2,000 receiving yard career mark in win over Northwestern with five receptions for 59 yards.

WESTBROOK'S CAREER STATS - RECEIVING

	GP/GS	Rec	Yds	Avg/C	Avg/G	TD	Lg	High
2015	13/-	6	69	11.5	5.3	1	23-DU	26-DU
2016	13/12	54	995	18.4	76.5	6	79-BSU	133-BSU
2017	1/-	-	-	-	-	-	-	-
2018	12/12	42	590	14.0	49.2	4	41-UM	125-PU
2019	9/8	26	353	13.6	39.2	4	75-BSU	103-BSU
Totals	48/32	128	2007	15.7	41.8	15	79-BSU	133-BSU

WESTBROOK'S GAME-BY-GAME

2019 Opponent	Receiving				2017 Opponent	Receiving			
	No.	Yds	TD	Lg		No.	Yds	TD	Lg
vs. Ball State	3	103	1	75	-	-	-	-	
Eastern Illinois	-	-	-	-	-	-	-	-	
Ohio State	3	31	-	19	Ohio State	-	-	-	
Connecticut	2	32	1	16	-	-	-	-	
at MSU	2	3	-	5	-	-	-	-	
Rutgers	5	50	1	19	-	-	-	-	
at Maryland	6	75	1	26	-	-	-	-	
at Nebraska	-	-	-	-	-	-	-	-	
Northwestern	5	59	-	19	-	-	-	-	
Totals	26	353	4	75	Totals	-	-	-	
2018 Opponent	Receiving				2015 Opponent	Receiving			
	No.	Yds	TD	Lg		No.	Yds	TD	Lg
at FIU	5	33	-	11	SIU	1	10	-	10
Virginia	2	26	1	23	FIU	-	-	-	-
Ball State	2	25	-	20	WKU	-	-	-	-
Michigan State	2	14	-	9	at Wake Forest	-	-	-	-
at Rutgers	4	62	-	23	Ohio State	-	-	-	-
at Ohio State	5	109	1	38	at Penn State	1	5	-	5
Iowa	2	20	-	12	Rutgers	-	-	-	-
Penn State	3	33	-	12	at Michigan St.	1	13	-	13
at Minnesota	2	18	-	12	Iowa	-	-	-	-
Maryland	3	41	1	19	Michigan	1	15	-	15
at Michigan	4	84	-	41	at Maryland	-	-	-	-
Purdue	8	125	1	40	at Purdue	-	-	-	-
Totals	42	590	4	41	vs. Duke	2	26	1	23
2016 Opponent	Receiving				2015 Opponent	Receiving			
	No.	Yds	TD	Lg		No.	Yds	TD	Lg
at FIU	6	70	-	26	vs. Duke	2	26	1	23
Ball State	3	133	2	79	Totals	6	69	1	23
Wake Forest	6	129	2	75	-	-	-	-	
Michigan state	3	38	-	22	-	-	-	-	
at Ohio State	2	67	-	50	-	-	-	-	
Nebraska	-	-	-	-	-	-	-	-	
at N'western	10	126	-	33	-	-	-	-	
Maryland	6	65	-	17	-	-	-	-	
at Rutgers	5	80	-	41	-	-	-	-	
Penn State	3	85	1	40	-	-	-	-	
at Michigan	4	78	-	37	-	-	-	-	
Purdue	1	44	-	44	-	-	-	-	
vs. Utah	5	80	1	36	-	-	-	-	
Totals	54	995	6	79	Totals	6	69	1	23



HAYDON WHITEHEAD
94 P • 6-2, 215 • Sr.-5th
 Melbourne, Australia • McKinnon Secondary College

2019 BIO

Punted three times in win over Ball State, averaging 51.7 yards a punt, including a 63-yard effort ... punted twice in victory over EIU, getting both inside the 20-yard line ... had a 57-yard punt in win over UConn ... had a career-long punt of 65 yards and averaged 45.8 (5 punts) at Michigan State ... averaged 43.0 yards on four punts, pinning three inside the 20-yard line in victory over Rutgers ... hit three of his five punts inside the 20-yard line in win at Maryland ... placed three of his four punts inside the 10-yard line in victory at Nebraska ... hit four of his five punts inside the 20-yard line in win over Northwestern.

CAREER STATS - PUNTING

	GP	No	Yds	Long	Avg	TB	FC	I20	50+	Blkd
2017	12	85	3459	56	40.7	5	31	33	5	1
2018	12	51	2040	58	40.0	3	21	17	4	1
2019	9	36	1507	65	41.9	2	17	18	6	1
Totals	33	172	7006	65	40.7	10	69	68	15	3

GAME-BY-GAME

2019 Opponent	No	Yds	Avg	Long	Blkd	TB	50+	I20
Eastern Illinois	3	124	41.3	49	-	-	-	2
Ohio State	7	270	38.6	52	1	-	2	1
Connecticut	1	57	57.0	57	-	-	1	-
at MSU	5	229	45.8	65	-	1	1	-
Rutgers	4	172	43.0	55	-	-	1	3

at Maryland	5	197	39.4	48	-	1	-	3
at Nebraska	3	120	40.0	47	-	-	-	3
Northwestern	5	183	36.6	45	-	-	-	4
Totals	36	1507	41.9	65	1	2	6	18

Opponent	No	Yds	Avg	Long	Blkd	TB	50+	I20
at FIU	2	86	43.0	50	-	1	1	0
Virginia	6	213	35.5	58	-	-	1	4
Ball State	4	175	43.8	48	-	1	-	1
Michigan State	7	279	39.9	46	-	-	-	1
at Rutgers	2	89	44.5	48	-	1	-	-
at Ohio State	4	155	38.8	46	-	-	-	1
Iowa	4	177	44.2	50	-	-	1	1
Penn State	6	248	41.3	47	-	-	-	2
at Minnesota	3	126	42.0	45	-	-	-	2
Maryland	5	181	36.2	49	-	-	-	2
at Michigan	3	115	38.3	42	-	-	-	-
Purdue	5	196	39.2	53	1	-	1	3
Totals	51	2040	40.4	58	1	3	4	17

Opponent	No	Yds	Avg	Long	Blkd	TB	50+	I20
Ohio State	9	369	41.0	49	-	1	-	3
at Virginia	7	304	43.4	56	-	-	1	4
GS	7	298	42.6	54	-	1	1	3
at Penn State	8	305	38.1	52	-	1	1	-
CSU	5	173	34.6	47	-	-	-	2
Michigan	8	354	44.2	48	-	-	-	1
at Michigan St.	9	392	43.6	53	-	-	1	4
at Maryland	6	236	39.3	50	1	-	1	4
Wisconsin	4	178	44.5	49	-	-	-	-
at Illinois	9	352	39.1	48	-	2	-	5
Rutgers	4	156	39.0	45	-	-	-	3
at Purdue	9	341	37.9	48	-	-	-	4
Totals	85	3459	40.7	56	1	5	5	33



JAYLIN WILLIAMS
23 DB • 6-0, 179 • So.
 Memphis, Tenn. • Germantown

2019 BIO
 Had two tackles and an interception in win over Ball State ... had a PBU in victory over EIU ... totaled four tackles and one PBU against Ohio State ... had three tackles at Michigan State ... recorded one tackle and one PBU in win at Maryland ... one tackle in victory at Nebraska.

WILLIAMS' CAREER STATS


	GP/GS	Solo	Ast	Total	Sacks	TFL	FF	FR-Yds	Int-Yds	QBH	PBU
2018	12/-	19	3	22	1-3	1-3	-	-	1-2	-	2
2019	9/4	7	4	11	-	-	-	-	1-29	-	3
Totals	21/4	26	7	33	1-3	1-3	-	-	2-31	-	5

WILLIAMS' GAME-BY-GAME
2019

Opponent	Solo	Ast	Total	TFL-Yds	Sacks	FF	FR-Yds	Int-Yds	QBH	PBU
vs. Ball State	1	1	2	-	-	-	-	1-29	-	-
Eastern Illinois	-	-	-	-	-	-	-	-	-	1
Ohio State	4	-	4	-	-	-	-	-	-	1
Connecticut	-	-	-	-	-	-	-	-	-	-
at MSU	2	1	3	-	-	-	-	-	-	-
Rutgers	-	-	-	-	-	-	-	-	-	-
at Maryland	-	1	1	-	-	-	-	-	-	1
at Nebraska	-	1	1	-	-	-	-	-	-	-
Northwestern	-	-	-	-	-	-	-	-	-	-
Totals	7	4	11	-	-	-	-	1-29	-	3

2018

Opponent	Solo	Ast	Total	TFL-Yds	Sacks	FF	FR-Yds	Int-Yds	QBH	PBU
at FIU	2	1	3	-	-	-	-	-	-	-
Virginia	-	-	-	-	-	-	-	-	-	-
Ball State	4	-	4	-	-	-	-	-	-	1
Michigan State	1	-	1	-	-	-	-	-	-	-
at Rutgers	4	1	5	1.0-3	1.0-3	-	-	-	-	-
at Ohio State	1	-	1	-	-	-	-	-	-	-
Iowa	-	-	-	-	-	-	-	-	-	-
Penn State	1	-	1	-	-	-	-	-	-	-
at Minnesota	-	1	1	-	-	-	-	-	-	-
Maryland	3	-	3	-	-	-	-	1-2	-	1
at Michigan	2	-	2	-	-	-	-	-	-	-
Purdue	1	-	1	-	-	-	-	-	-	-
Totals	19	3	22	1.0-3	1.0-3	-	-	1-2	-	2



MICHAEL ZIEMBA
87 DL • 6-3, 256 • Jr.
 Sanford, Fla. • Lake Mary

2019 BIO
 Had three tackles, including one TFL in win over Ball State ... made one tackle in victory over EIU ... totaled four tackles and 1.5 TFLs against Ohio State ... had four tackles, 1.5 TFLs and two QB hurries in win over UConn ... totaled five tackles with 0.5 TFLs in victory over Rutgers ... four tackles in win at Maryland ... had three tackles in victory at Nebraska ... totaled two tackles, one TFL and one fumble recovery in win over Northwestern.

ZIEMBA'S CAREER STATS

	GP/GS	Solo	Ast	Total	Sack	TFL	FF	FR-Yds	Int-Yds	QBH	PBU
2017	10/-	2	2	4	-	-	-	-	-	-	-
2018	12/-	3	3	6	1-6	1-6	-	-	-	-	-
2019	9/6	17	8	25	-	5-12	-	1-0	-	2	-
Totals	31/6	22	13	35	1-6	6-18	-	1-0	-	2	-

ZIEMBA'S GAME-BY-GAME
2019

Opponent	Solo	Ast	Total	TFL-Yds	Sacks	FF	FR-Yds	Int-Yds	QBH	PBU
vs. Ball State	2	1	3	1-3	-	-	-	-	-	-
Eastern Illinois	1	-	1	-	-	-	-	-	-	-
Ohio State	2	2	4	1.5-4	-	-	-	-	2	-
Connecticut	2	1	3	1-4	-	-	-	-	-	-
at MSU	-	-	-	-	-	-	-	-	-	-
Rutgers	3	2	5	0.5-0	-	-	-	-	-	-
at Maryland	4	-	4	-	-	-	-	-	-	-
at Nebraska	2	1	3	-	-	-	-	-	-	-
Northwestern	1	1	2	1-1	-	-	1-0	-	-	-
Totals	17	8	25	5-12	-	-	1-0	-	2	-

2018

Opponent	Solo	Ast	Total	TFL-Yds	Sacks	FF	FR-Yds	Int-Yds	QBH	PBU
at FIU	-	-	-	-	-	-	-	-	-	-
Virginia	-	-	-	-	-	-	-	-	-	-
Ball State	-	-	-	-	-	-	-	-	-	-
Michigan State	-	-	-	-	-	-	-	-	-	-
at Rutgers	-	1	1	-	-	-	-	-	-	-
at Ohio State	2	1	3	-	-	-	-	-	-	-
Iowa	-	1	1	-	-	-	-	-	-	-
Penn State	-	-	-	-	-	-	-	-	-	-
at Minnesota	-	-	-	-	-	-	-	-	-	-
Maryland	-	-	-	-	-	-	-	-	-	-
at Michigan	-	-	-	-	-	-	-	-	-	-
Purdue	1	-	1	1-6	1-6	-	-	-	-	-
Totals	3	3	6	1-6	1-6	-	-	-	-	-

2017

Opponent	Solo	Ast	Total	TFL-Yds	Sacks	FF	FR-Yds	Int-Yds	QBH	PBU
at Virginia	-	-	-	-	-	-	-	-	-	-
GS	1	-	1	-	-	-	-	-	-	-
CSU	1	-	1	-	-	-	-	-	-	-
Michigan	-	-	-	-	-	-	-	-	-	-
at MSU	-	-	-	-	-	-	-	-	-	-
at Maryland	-	-	-	-	-	-	-	-	-	-
Wisconsin	-	1	1	-	-	-	-	-	-	-
at Illinois	-	1	1	-	-	-	-	-	-	-
Rutgers	-	-	-	-	-	-	-	-	-	-
at Purdue	-	-	-	-	-	-	-	-	-	-
Totals	2	2	4	-	-	-	-	-	-	-

The Automated ScoreBook
Indiana Game Results (as of Nov 04, 2019)
All games

Date	Opponent		Score	Overall	Conference	Time	Attend
Aug 31, 2019	vs Ball State	W	34-24	1-0	0-0	3:30	21437
Sep 07, 2019	EASTERN ILLINOIS	W	52-0	2-0	0-0	3:03	37784
* Sep 14, 2019	#6 OHIO STATE	L	10-51	2-1	0-1	3:17	47945
Sep 21, 2019	CONNECTICUT	W	38-3	3-1	0-1	2:57	40084
* Sep 28, 2019	at #25 Michigan State	L	31-40	3-2	0-2	3:40	71048
* Oct 12, 2019	RUTGERS	W	35-0	4-2	1-2	3:09	37055
* Oct 19, 2019	at Maryland	W	34-28	5-2	2-2	3:33	32606
* Oct 26, 2019	at Nebraska	W	38-31	6-2	3-2	3:29	89317
* Nov 02, 2019	NORTHWESTERN	W	34-3	7-2	4-2	3:19	40924

The Automated ScoreBook
Indiana Overall Team Statistics (as of Nov 04, 2019)
All games

Team Statistics	IND	OPP
SCORING	306	180
Points Per Game	34.0	20.0
Points Off Turnovers	45	37
FIRST DOWNS	218	158
Rushing	73	65
Passing	122	69
Penalty	23	24
RUSHING YARDAGE	1246	1205
Yards gained rushing	1391	1410
Yards lost rushing	145	205
Rushing Attempts	318	317
Average Per Rush	3.9	3.8
Average Per Game	138.4	133.9
TDs Rushing	16	10
PASSING YARDAGE	2772	1587
Comp-Att-Int	229-329-7	141-255-3
Average Per Pass	8.4	6.2
Average Per Catch	12.1	11.3
Average Per Game	308.0	176.3
TDs Passing	20	11
TOTAL OFFENSE	4018	2792
Total Plays	647	572
Average Per Play	6.2	4.9
Average Per Game	446.4	310.2
KICK RETURNS: #-Yards	31-562	17-301
PUNT RETURNS: #-Yards	13-65	5-53
INT RETURNS: #-Yards	3-73	7-110
KICK RETURN AVERAGE	18.1	17.7
PUNT RETURN AVERAGE	5.0	10.6
INT RETURN AVERAGE	24.3	15.7
FUMBLES-LOST	6-3	10-8
PENALTIES-Yards	60-587	54-473
Average Per Game	65.2	52.6
PUNTS-Yards	37-1507	54-2252
Average Per Punt	40.7	41.7
Net punt average	38.2	39.4
KICKOFFS-Yards	61-3673	37-2168
Average Per Kick	60.2	58.6
Net kick average	40.9	40.0
TIME OF POSSESSION/Game	34:07	25:53
3RD-DOWN Conversions	56/120	37/121
3rd-Down Pct	47%	31%
4TH-DOWN Conversions	4/11	8/15
4th-Down Pct	36%	53%
SACKS BY-Yards	20-129	13-63
MISC YARDS	0	0
TOUCHDOWNS SCORED	38	23
FIELD GOALS-ATTEMPTS	13-13	6-11
ON-SIDE KICKS	0-0	0-0
RED-ZONE SCORES	(38-43) 88%	(17-20) 85%
RED-ZONE TOUCHDOWNS	(29-43) 67%	(13-20) 65%
PAT-ATTEMPTS	(35-36) 97%	(22-22) 100%
ATTENDANCE	203792	192971
Games/Avg Per Game	5/40758	3/64324
Neutral Site Games		1/21437

Score by Quarters	1st	2nd	3rd	4th	OT	Total
Indiana	102	75	74	55	0	306
Opponents	41	68	38	33	0	180

The Automated ScoreBook
Indiana Overall Individual Statistics (as of Nov 04, 2019)
All games

Rushing	g	att	gain	loss	net	avg	td	lg	avg/g
Scott III, Stevie	9	148	754	17	737	5.0	9	57	81.9
Ramsey, Peyton	7	42	176	54	122	2.9	1	20	17.4
Penix Jr., Michael	6	22	134	15	119	5.4	2	24	19.8
James, Sampson	9	39	116	12	104	2.7	2	9	11.6
Ellis, David	9	9	53	0	53	5.9	1	17	5.9
Walker Jr., Ronnie	9	16	54	1	53	3.3	0	14	5.9
Philyor, Whop	9	8	46	6	40	5.0	0	22	4.4
Tuttle, Jack	4	7	25	8	17	2.4	0	6	4.2
Gest, Cole	4	4	12	0	12	3.0	1	5	3.0
Thomas, Connor	2	5	12	2	10	2.0	0	5	5.0
Lloyd, Ahrod	9	6	9	4	5	0.8	0	4	0.6
Hale, Donavan	9	1	0	4	-4	-4.0	0	0	-0.4
TEAM	6	11	0	22	-22	-2.0	0	0	-3.7
Total	9	318	1391	145	1246	3.9	16	57	138.4
Opponents	9	317	1410	205	1205	3.8	10	60	133.9

Passing	g	effic	comp	att	in	pct	yds	td	lg	avg/g
Penix Jr., Michael	6	157.56	110	160	4	68.8	1394	10	75	232.3
Ramsey, Peyton	7	156.73	113	157	3	72.0	1302	9	64	186.0
Tuttle, Jack	4	72.68	5	10	0	50.0	27	0	11	6.8
Hale, Donavan	9	841.60	1	1	0	100.	49	1	49	5.4
TEAM	6	0.00	0	1	0	0.0	0	0	0	0.0
Total	9	156.18	229	329	7	69.6	2772	20	75	308.0
Opponents	9	119.45	141	255	3	55.3	1587	11	52	176.3

Receiving	g	no.	yds	avg	td	lg	avg/g
Philyor, Whop	9	59	813	13.8	3	56	90.3
Fryfogle, Ty	9	33	371	11.2	2	38	41.2
Hendershot, Peyto	9	29	393	13.6	4	49	43.7
Westbrook, Nick	9	26	353	13.6	4	75	39.2
Scott III, Stevie	9	23	207	9.0	1	23	23.0
Hale, Donavan	9	20	356	17.8	3	43	39.6
Marshall, Miles	9	9	90	10.0	1	22	10.0
Walker Jr., Ronnie	9	8	88	11.0	1	64	9.8
Ellis, David	9	5	49	9.8	0	14	5.4
Gest, Cole	4	5	-1	-0.2	0	3	-0.2
Bjorson, Matt	9	4	22	5.5	1	10	2.4
Ivy Jr., Turon	7	3	24	8.0	0	14	3.4
James, Sampson	9	2	21	10.5	0	11	2.3
Cooper, Gary	2	2	15	7.5	0	13	7.5
Shaytovich, Luke	3	1	-3	-3.0	0	0	-1.0
Penix Jr., Michael	6	0	-26	0.0	0	0	-4.3
Total	9	229	2772	12.1	20	75	308.0
Opponents	9	141	1587	11.3	11	52	176.3

Punt Returns	no.	yds	avg	td	lg
Philyor, Whop	12	56	4.7	0	11
Ellis, David	1	9	9.0	0	9
Total	13	65	5.0	0	11
Opponents	5	53	10.6	0	22

Interceptions	no.	yds	avg	td	lg
Jones, Cam	1	44	44.0	1	44
Taylor, Reese	1	0	0.0	0	0
Williams, Jaylin	1	29	29.0	0	29
Total	3	73	24.3	1	44
Opponents	7	110	15.7	1	96

Kick Returns	no.	yds	avg	td	lg
Ellis, David	25	489	19.6	0	33
Fitzgerald, Bryant	3	35	11.7	0	13
Lloyd, Ahrod	2	17	8.5	0	14
Gest, Cole	1	21	21.0	0	21
Total	31	562	18.1	0	33
Opponents	17	301	17.7	0	25

Fumble Returns	no.	yds	avg	td	lg
Bryant, Alfred	1	5	5.0	0	5
Jones, Reakwon	1	17	17.0	1	17
Stallings IV, Allen	1	68	68.0	0	68
Total	3	90	30.0	1	68
Opponents	1	6	6.0	1	6

The Automated ScoreBook
Indiana Overall Individual Statistics (as of Nov 04, 2019)
All games

Scoring	td	fg	PAT				dx	saf	pts
			kick	rush	rcv	pass			
Justus, Logan	-	12-12	34-35	-	-	-	-	70	
Scott III, Stevie	10	-	-	-	-	-	-	60	
Hendershot, Peyto	4	-	-	-	2	-	-	28	
Westbrook, Nick	4	-	-	-	-	-	-	24	
Philyor, Whop	3	-	-	-	-	-	-	18	
Hale, Donavan	3	-	-	-	-	-	-	18	
James, Sampson	2	-	-	-	-	-	-	12	
Penix Jr., Michael	2	-	-	-	-	-	-	12	
Fryfogle, Ty	2	-	-	-	-	-	-	12	
Gest, Cole	1	-	-	-	-	-	-	6	
Ramsey, Peyton	1	-	-	-	-	1-1	-	6	
Walker Jr., Ronnie	1	-	-	-	-	-	-	6	
Ellis, David	1	-	-	-	-	1-1	-	6	
Jones, Cam	1	-	-	-	-	-	-	6	
Bjorson, Matt	1	-	-	-	-	-	-	6	
Jones, Reakwon	1	-	-	-	-	-	-	6	
Marshall, Miles	1	-	-	-	-	-	-	6	
Campbell, Charles	-	1-1	1-1	-	-	-	-	4	
Total	38	13-13	35-36	-	2	2-2	-	306	
Opponents	23	6-11	22-22	-	-	-	-	180	

Total Offense	g	plays	rush	pass	total	avg/g
Penix Jr., Michael	6	182	119	1394	1513	252.2
Ramsey, Peyton	7	199	122	1302	1424	203.4
Scott III, Stevie	9	148	737	0	737	81.9
James, Sampson	9	39	104	0	104	11.6
Walker Jr., Ronnie	9	16	53	0	53	5.9
Ellis, David	9	9	53	0	53	5.9
Hale, Donavan	9	2	-4	49	45	5.0
Tuttle, Jack	4	17	17	27	44	11.0
Philyor, Whop	9	8	40	0	40	4.4
Gest, Cole	4	4	12	0	12	3.0
Thomas, Connor	2	5	10	0	10	5.0
Lloyd, Ahrod	9	6	5	0	5	0.6
TEAM	6	12	-22	0	-22	-3.7
Total	9	647	1246	2772	4018	446.4
Opponents	9	572	1205	1587	2792	310.2

Field Goals	fg	pct.	01-19	20-29	30-39	40-49	50-99	lg	blk
Justus, Logan	12-12	100.	0-0	6-6	3-3	2-2	1-1	50	0
Campbell, Charles	1-1	100.	0-0	0-0	0-0	1-1	0-0	48	0

FG Sequence	Indiana	Opponents
Ball State	(48),(30),(49),(50)	(22),42
Eastern Illinois	(48)	-
Ohio State	(29)	32
Connecticut	(27)	(41),50
Michigan State	(26)	43,(44),(21)
Rutgers	-	-
Maryland	(20),(34)	-
Nebraska	(22)	32,(30)
Northwestern	(27),(30)	(25)

Punting	no.	yds	avg	lg	tb	fc	i2050+	blk	
Whitehead, Haydo	36	150	41.9	65	2	17	18	6	0
TEAM	1	0	0.0	0	0	0	0	0	1
Total	37	150	40.7	65	2	17	18	6	1
Opponents	54	225	41.7	68	3	19	15	11	1

Kickoffs	no.	yds	avg	tb	ob	retn	net	ydln	
Snyder, Nathanael	44	260	59.1	21	3				
Smolar, Jared	16	100	62.6	14	0				
Whitehead, Haydo	1	71	71.0	0	0				
Total	61	367	60.2	35	3	17	7	40.9	24
Opponents	37	216	58.6	5	1	18	1	40.0	24

Numbers in (parentheses) indicate field goal was made.

The Automated ScoreBook
Indiana Overall Individual Statistics (as of Nov 04, 2019)
All games

All Purpose	g	rush	rcv	pr	kr	ir	total	avg/g
Scott III, Stevi	9	737	207	0	0	0	944	104.9
Philyor, Who	9	40	813	56	0	0	909	101.0
Ellis, David	9	53	49	9	489	0	600	66.7
Hendershot,	9	0	393	0	0	0	393	43.7
Fryfogle, Ty	9	0	371	0	0	0	371	41.2
Westbrook, N	9	0	353	0	0	0	353	39.2
Hale, Donava	9	-4	356	0	0	0	352	39.1
Walker Jr., R	9	53	88	0	0	0	141	15.7
James, Samp	9	104	21	0	0	0	125	13.9
Ramsey, Peyt	7	122	0	0	0	0	122	17.4
Penix Jr., Mic	6	119	-26	0	0	0	93	15.5
Marshall, Mile	9	0	90	0	0	0	90	10.0
Jones, Cam	8	0	0	0	0	44	44	5.5
Fitzgerald, Br	9	0	0	0	35	0	35	3.9
Gest, Cole	4	12	-1	0	21	0	32	8.0
Williams, Jayl	9	0	0	0	0	29	29	3.2
Ivy Jr., Turon	7	0	24	0	0	0	24	3.4
Lloyd, Ahrod	9	5	0	0	17	0	22	2.4
Bjorson, Matt	9	0	22	0	0	0	22	2.4
Tuttle, Jack	4	17	0	0	0	0	17	4.2
Cooper, Gary	2	0	15	0	0	0	15	7.5
Thomas, Con	2	10	0	0	0	0	10	5.0
Shaytovich, L	3	0	-3	0	0	0	-3	-1.0
TEAM	6	-22	0	0	0	0	-22	-3.7
Total	9	1246	2772	65	562	73	4718	524.2
Opponents	9	1205	1587	53	301	110	3256	361.8

The Automated ScoreBook
Indiana Overall Defensive Statistics (as of Nov 04, 2019)
All games

##	Defensive Leaders	gp	Tackles			tfl/yds	Sacks no-yds	Pass defense			Fumbles rcv-yds	blkd		
			ua	a	tot			int-yds	brup	qbh		ff	kick	saf
47	McFadden, Micah	9	30	12	42	6.0-15	0.5-2	.	1	1	.	.	.	
7	Jones, Reakwon	9	27	14	41	1.5-9	1.0-8	.	1	2	1-17	.	.	
9A	Ball, Marcelino	9	20	14	34	1.5-7	1.0-7	.	2	3	.	.	.	
29	Bryant, Khalil	9	18	13	31	1.0-1	1-0	.	.	
4	Jones, Cam	8	19	8	27	4.0-17	2.0-12	1-44	2	2	.	1	.	
9E	Elliott, Demarcus	9	23	4	27	5.0-29	3.0-17	.	.	1	.	1	.	
27	Matthews, Devon	9	18	8	26	
87	Ziemba, Michael	9	17	8	25	5.0-12	.	.	.	2	1-0	.	.	
17	Layne, Raheem	9	21	2	23	1.0-3	.	.	2	
98	Johnson, Jerome	9	12	10	22	3.0-16	2.0-15	.	.	1	.	.	.	
8A	Miller, James	9	14	7	21	3.5-9	0.5-4	1	.	
22	Johnson, Jamar	9	15	5	20	4.5-26	3.0-23	.	1	1	.	1	.	
5	Burgess, Juwan	9	15	4	19	2.0-6	2-0	2	.	
31	Fitzgerald, Bryant	9	15	3	18	1.0-2	.	.	3	1	.	.	.	
44	Allen, Thomas	8	9	8	17	0.5-1	
6A	Head Jr., James	9	10	6	16	3.0-15	1.5-13	.	1	5	.	.	.	
92	Bryant, Alfred	9	9	7	16	3.0-5	1-5	1	.	
99	Stallings IV, Allen	9	10	6	16	4.0-18	4.0-18	.	.	1	1-68	.	.	
14	Brown Jr., Andre	9	13	2	15	1.0-1	.	.	2	
2A	Williams, Jaylin	9	7	4	11	.	.	1-29	3	
3A	Mullen, Tiawan	9	11	.	11	1.0-1	.	.	7	.	1-0	1	.	
96	Jones, Shamar	9	2	5	7	1.5-4	0.5-2	.	.	1	.	.	.	
21	Pierre, Noah	8	3	3	6	0.5-2	
2	Taylor, Reese	7	6	.	6	.	.	1-0	1	
46	Casey, Aaron	9	3	1	4	1.5-9	1.0-8	1	.	
93	Harris, Juan	4	.	3	3	
69	Everett, Gavin	9	3	.	3	1	.	.	.	
86	Hendershot, Peyton	9	2	.	2	
97	Reece, Tramar	4	1	1	2	1	.	.	.	
59	McCabe, Gavin	2	2	.	2	
42	Bonhomme, D.K.	8	1	.	1	
77	Jones, Caleb	9	1	.	1	
57	Crider, Harry	9	1	.	1	
19	Sanguinetti, Josh	2	1	.	1	
50	Nofoagatoto'a, Sio	6	1	.	1	
55	Person, C.J.	2	1	.	1	1.0-2	
18	King, Johnathan	6	1	
Total		9	361	158	519	56-210	20-129	3-73	27	23	8-90	8	1	.
Opponents		9	401	247	648	50-138	13-63	7-110	26	16	3-6	4	1	1

The Automated ScoreBook
Indiana Combined Team Statistics (as of Nov 04, 2019)
All games

Date	Opponent	Score	Att.	Record:	Overall	Home	Away	Neutral
Aug 31, 201	vs Ball State	W 34-24	21437	All games	7-2	4-1	2-1	1-0
Sep 07, 201	EASTERN ILLINOIS	W 52-0	37784	Conference	4-2	2-1	2-1	0-0
* Sep 14, 201	#6 OHIO STATE	L 10-51	47945	Non-Conference	3-0	2-0	0-0	1-0
Sep 21, 201	CONNECTICUT	W 38-3	40084					
* Sep 28, 201	at #25 Michigan State	L 31-40	71048					
* Oct 12, 201	RUTGERS	W 35-0	37055					
* Oct 19, 201	at Maryland	W 34-28	32606					
* Oct 26, 201	at Nebraska	W 38-31	89317					
* Nov 02, 201	NORTHWESTERN	W 34-3	40924					

Rushing	g	att	gain	loss	net	avg	td	lg	avg/g
Scott III, Stevie	9	148	754	17	737	5.0	9	57	81.9
Ramsey, Peyton	7	42	176	54	122	2.9	1	20	17.4
Penix Jr., Michael	6	22	134	15	119	5.4	2	24	19.8
James, Sampson	9	39	116	12	104	2.7	2	9	11.6
Ellis, David	9	9	53	0	53	5.9	1	17	5.9
Walker Jr., Ronnie	9	16	54	1	53	3.3	0	14	5.9
Philyor, Whop	9	8	46	6	40	5.0	0	22	4.4
Tuttle, Jack	4	7	25	8	17	2.4	0	6	4.2
Gest, Cole	4	4	12	0	12	3.0	1	5	3.0
Thomas, Connor	2	5	12	2	10	2.0	0	5	5.0
Lloyd, Ahrod	9	6	9	4	5	0.8	0	4	0.6
Total	9	318	1391	145	1246	3.9	16	57	138.4
Opponents	9	317	1410	205	1205	3.8	10	60	133.9

Passing	g	effic	comp	att	int	pct	yds	td	lg	avg/g
Penix Jr., Michael	6	157.56	110	160	4	68.8	1394	10	75	232.3
Ramsey, Peyton	7	156.73	113	157	3	72.0	1302	9	64	186.0
Tuttle, Jack	4	72.68	5	10	0	50.0	27	0	11	6.8
Hale, Donovan	9	841.60	1	1	0	100.0	49	1	49	5.4
TEAM	6	0.00	0	1	0	0.0	0	0	0	0.0
Total	9	156.18	229	329	7	69.6	2772	20	75	308.0
Opponents	9	119.45	141	255	3	55.3	1587	11	52	176.3

Receiving	g	no.	yds	avg	td	lg	avg/g
Philyor, Whop	9	59	813	13.8	3	56	90.3
Fryfogle, Ty	9	33	371	11.2	2	38	41.2
Hendershot, Peyton	9	29	393	13.6	4	49	43.7
Westbrook, Nick	9	26	353	13.6	4	75	39.2
Scott III, Stevie	9	23	207	9.0	1	23	23.0
Hale, Donovan	9	20	356	17.8	3	43	39.6
Marshall, Miles	9	9	90	10.0	1	22	10.0
Walker Jr., Ronnie	9	8	88	11.0	1	64	9.8
Ellis, David	9	5	49	9.8	0	14	5.4
Gest, Cole	4	5	-1	-0.2	0	3	-0.2
Bjorson, Matt	9	4	22	5.5	1	10	2.4
Ivy Jr., Turon	7	3	24	8.0	0	14	3.4
James, Sampson	9	2	21	10.5	0	11	2.3
Cooper, Gary	2	2	15	7.5	0	13	7.5
Shaytovich, Luke	3	1	-3	-3.0	0	0	-1.0
Total	9	229	2772	12.1	20	75	308.0
Opponents	9	141	1587	11.3	11	52	176.3

Field Goals	fg	pct.	01-19	20-29	30-39	40-49	50-99	lg	blk
Justus, Logan	12-12	100.0	0-0	6-6	3-3	2-2	1-1	50	0
Campbell, Charles	1-1	100.0	0-0	0-0	0-0	1-1	0-0	48	0

Scoring	td	fg	PAT					pts
			kick	rush	rcv	pass	dxp	
Justus, Logan	-	12-12	34-35	-	-	-	-	70
Scott III, Stevie	10	-	-	-	-	-	-	60
Hendershot, Peyton	4	-	-	-	2	-	-	28
Westbrook, Nick	4	-	-	-	-	-	-	24
Philyor, Whop	3	-	-	-	-	-	-	18
Hale, Donovan	3	-	-	-	-	-	-	18
James, Sampson	2	-	-	-	-	-	-	12
Fryfogle, Ty	2	-	-	-	-	-	-	12
Penix Jr., Michael	2	-	-	-	-	-	-	12
Marshall, Miles	1	-	-	-	-	-	-	6
Gest, Cole	1	-	-	-	-	-	-	6
Ramsey, Peyton	1	-	-	-	1-1	-	-	6
Jones, Reakwon	1	-	-	-	-	-	-	6
Jones, Cam	1	-	-	-	-	-	-	6
Bjorson, Matt	1	-	-	-	-	-	-	6
Total	38	13-13	35-36	-	2	2-2	-	306
Opponents	23	6-11	22-22	-	-	-	-	180

Score by Quarters	1st	2nd	3rd	4th	OT	Total
Indiana	102	75	74	55	0	306
Opponents	41	68	38	33	0	180

#	Defensive Leaders	gp	ua	Tackles		tfl/yds	Sacks	Pass defense		Fumbles		blkd	
				a	tot			int-yds	brup	rcv-yds	ff	kick	saf
47	Mcfadden, Micah	9	30	12	42	6.0-15	0.5-2	.	1	2	.	.	.
7	Jones, Reakwon	9	27	14	41	1.5-9	1.0-8	.	1	2	1-17	.	.
9A	Ball, Marcelino	9	20	14	34	1.5-7	1.0-7	.	2	3	.	.	.
29	Brvant Khailil	9	18	13	31	1	0-1	.	.	.	1-0	.	.

Team Statistics	IND	OPP
FIRST DOWNS	218	158
Rushing	73	65
Passing	122	69
Penalty	23	24
RUSHING YARDAGE	1246	1205
Rushing Attempts	318	317
Average Per Rush	3.9	3.8
Average Per Game	138.4	133.9
TDs Rushing	16	10
PASSING YARDAGE	2772	1587
Comp-Att-Int	229-329-7	141-255-3
Average Per Pass	8.4	6.2
Average Per Catch	12.1	11.3
Average Per Game	308.0	176.3
TDs Passing	20	11
TOTAL OFFENSE	4018	2792
Average Per Play	6.2	4.9
Average Per Game	446.4	310.2
KICK RETURNS: #-Yards	31-562	17-301
PUNT RETURNS: #-Yards	13-65	5-53
INT RETURNS: #-Yards	3-73	7-110
FUMBLES-LOST	6-3	10-8
PENALTIES-Yards	60-587	54-473
PUNTS-AVG	37-40.7	54-41.7
TIME OF POSSESSION/G	34:07	25:53
3RD-DOWN Conversions	56/120	37/121
4TH-DOWN Conversions	4/11	8/15

Interceptions	no.	yds	avg	td	lg
Williams, Jaylin	1	29	29.0	0	29
Taylor, Reese	1	0	0.0	0	0
Jones, Cam	1	44	44.0	1	44

Punting	no.	yds	avg	lg	tb	fc	i2050+	blk
Whitehead, Haydon	36	150	41.9	65	2	17	18	6
TEAM	1	0	0.0	0	0	0	0	1

Punt Returns	no.	yds	avg	td	lg
Philyor, Whop	12	56	4.7	0	11
Ellis, David	1	9	9.0	0	9
Total	13	65	5.0	0	11
Opponents	5	53	10.6	0	22

Kick Returns	no.	yds	avg	td	lg
Ellis, David	25	489	19.6	0	33
Fitzgerald, Bryant	3	35	11.7	0	13
Lloyd, Ahrod	2	17	8.5	0	14
Gest, Cole	1	21	21.0	0	21
Total	31	562	18.1	0	33
Opponents	17	301	17.7	0	25

All Purpose	g	rush	rcv	pr	kr	ir	total	avg/g
Scott III, Stevi	9	737	207	0	0	0	944	104.9
Philyor, Whop	9	40	813	56	0	0	909	101.0
Ellis, David	9	53	49	9	489	0	600	66.7
Total	9	1246	2772	65	562	73	4718	524.2
Opponents	9	1205	1587	53	301	110	3256	361.8

Total Offense	g	plays	rush	pass	total	avg/g
Penix Jr., Michael	6	182	119	1394	1513	252.2
Ramsey, Peyton	7	199	122	1302	1424	203.4
Scott III, Stevie	9	148	737	0	737	81.9
James, Sampson	9	39	104	0	104	11.6
Total	9	647	1246	2772	4018	446.4
Opponents	9	572	1205	1587	2792	310.2

The Automated ScoreBook
Indiana Team Game-by-Game (as of Nov 04, 2019)
All games

TEAM STATISTICS

Date	Opponent	Rushing				Receiving				Passing				Kick Returns				Punt Returns				tot off		
		no.	yds	td	lg	no.	yds	td	lg	cmp	att	int	yds	td	lg	no.	yds	td	lg	no.	yds		td	lg
Aug 31	vs Ball State	33	148	2	24	24	326	1	75	24	41	2	326	1	75	5	125	0	33	1	11	0	11	474
Sep 07	EASTERN ILLINOIS	34	114	3	10	30	441	4	64	30	41	0	441	4	64	1	14	0	14	3	13	0	9	555
Sep 14	OHIO STATE	31	42	0	20	21	215	1	49	21	36	1	215	1	49	7	113	0	25	1	-1	0	0	257
Sep 21	CONNECTICUT	40	178	1	17	24	252	3	25	24	28	1	252	3	25	1	11	0	11	3	15	0	7	430
Sep 28	at Michigan State	28	70	1	19	33	286	3	28	33	42	0	286	3	28	6	113	0	25	2	12	0	10	356
Oct 12	RUTGERS	38	260	1	57	24	297	3	56	24	35	1	297	3	56	1	13	0	13	2	8	0	8	557
Oct 19	at Maryland	32	186	2	34	29	334	2	29	29	41	1	334	2	29	5	103	0	30	1	7	0	7	520
Oct 26	at Nebraska	31	104	3	16	27	351	2	40	27	40	1	351	2	40	4	52	0	16	0	0	0	0	455
Nov 02	NORTHWESTERN	51	144	3	27	17	270	1	41	17	25	0	270	1	41	1	18	0	18	0	0	0	0	414
Indiana		318	1246	16	57	229	2772	20	75	229	329	7	2772	20	75	31	562	0	33	13	65	0	11	4018
Opponents		317	1205	10	60	141	1587	11	52	141	255	3	1587	11	52	17	301	0	25	5	53	0	22	2792

Games: 9 • Avg/rush: 3.9 • Avg/catch: 12.1 • Pass effic: 156.18 • KR avg: 18.1 • PR avg: 5.0 • All purpose avg/game: 524.2 • Total offen.

Date	Opponent	Tackles				Sacks no-yds	Fumble		Pass Defense			blkd kick	PAT Attempts			off			
		ua	a	total	tfl-yds		ff	fr-yds	int-yds	qbh	brup		kick	rush	rcv	saf	t/o	pts	
Aug 3	vs Ball State	41	40	81	7.0-33	3.0-24	0	0-0	1-29	4	2	0	2-2	0	1	0	0	0	34
Sep 0	EASTERN ILLINOIS	34	14	48	8.0-26	3.0-17	0	0-0	0-0	1	5	1	7-7	0	0	0	0	0	52
Sep 1	OHIO STATE	46	10	56	6.0-21	2.0-12	1	1-0	0-0	2	1	0	1-1	0	0	0	0	10	
Sep 2	CONNECTICUT	35	8	43	6.0-15	2.0-5	0	0-0	1-44	3	2	0	5-5	0	0	0	7	38	
Sep 2	at Michigan State	36	22	58	3.0-8	0.0-0	0	0-0	0-0	6	7	0	4-4	0	0	0	0	31	
Oct 12	RUTGERS	37	14	51	14.0-64	6.0-42	1	1-17	0-0	3	3	0	5-5	0	0	0	7	35	
Oct 19	at Maryland	49	10	59	4.0-24	2.0-18	1	1-0	1-0	0	1	0	4-4	0	0	0	3	34	
Oct 26	at Nebraska	50	30	80	4.0-9	1.0-5	3	2-68	0-0	0	1	0	3-4	0	1	0	14	38	
Nov 0	NORTHWESTERN	33	10	43	4.0-10	1.0-6	2	3-5	0-0	4	5	0	4-4	0	0	0	14	34	
Indiana		361	158	519	56.0-210	20.0-129	8	8-90	3-73	23	27	1	35-36	0	2	0	45	306	
Opponents		401	247	648	50.0-138	13.0-63	4	3-6	7-110	16	26	1	22-22	0	0	1	37	180	

Date	Opponent	Punting							Field Goals			Kickoffs						
		no.	yds	avg	long	blkd	tb	fc	50+	i20	md-att	long	blkd	no.	yds	avg	tb	ob
Aug 3	vs Ball State	3	155	51.7	63	0	0	1	1	2	4-4	50	0	8	455	56.9	3	2
Sep 0	EASTERN ILLINOIS	3	124	41.3	49	0	0	2	0	2	1-1	48	0	9	485	53.9	5	0
Sep 1	OHIO STATE	8	270	33.8	52	1	0	2	2	1	1-1	29	0	4	266	66.5	2	0
Sep 2	CONNECTICUT	1	57	57.0	57	0	0	0	1	0	1-1	27	0	7	460	65.7	7	0
Sep 2	at Michigan State	5	229	45.8	65	0	1	3	1	0	1-1	26	0	6	374	62.3	4	0
Oct 12	RUTGERS	4	172	43.0	55	0	0	2	1	3	0-0	0	0	6	370	61.7	2	0
Oct 19	at Maryland	5	197	39.4	48	0	1	4	0	3	2-2	34	0	7	417	59.6	2	0
Oct 26	at Nebraska	3	120	40.0	47	0	0	1	0	3	1-1	22	0	7	422	60.3	5	0
Nov 0	NORTHWESTERN	5	183	36.6	45	0	0	2	0	4	2-2	30	0	7	424	60.6	5	1
Indiana		37	1507	40.7	65	1	2	17	6	18	13-13	50	0	61	3673	60.2	35	3
Opponents		54	2252	41.7	68	1	3	19	11	15	6-11	44	0	37	2168	58.6	5	1

The Automated ScoreBook
Indiana Opponent Game-by-Game (as of Nov 04, 2019)
All games

OPPONENT STATISTICS

Date	Opponent	Rushing				Receiving				Passing				Kick Returns				Punt Returns				tot off
		no.	yds	td	lg	no.	yds	td	lg	cmp	att	int	yds	td	lg	no.	yds	td	lg	no.	yds	
Aug 31	vs Ball State	40	100	1	12	26	298	2	45	26-41-1	298	2	45	2	35	0	23	1	0	0	0	398
Sep 07	EASTERN ILLINOIS	31	52	0	9	11	64	0	14	11-25-0	64	0	14	0	0	0	0	0	0	0	0	116
Sep 14	OHIO STATE	42	306	3	56	17	214	3	37	17-29-0	214	3	37	2	32	0	16	2	19	0	1	520
Sep 21	CONNECTICUT	22	51	0	9	15	94	0	19	15-30-1	94	0	19	0	0	0	0	1	12	0	12	145
Sep 28	at Michigan State	34	142	1	30	18	300	3	44	18-36-0	300	3	44	2	42	0	22	1	22	0	22	442
Oct 12	RUTGERS	33	74	0	32	5	1	0	4	5-13-0	1	0	4	4	75	0	25	0	0	0	0	75
Oct 19	at Maryland	37	173	2	60	17	210	2	52	17-27-1	210	2	52	5	77	0	25	0	0	0	0	383
Oct 26	at Nebraska	50	220	3	14	20	294	1	45	20-23-0	294	1	45	2	40	0	23	0	0	0	0	514
Nov 02	NORTHWESTERN	28	87	0	22	12	112	0	21	12-31-0	112	0	21	0	0	0	0	0	0	0	0	199
Opponents		317	1205	10	60	141	1587	11	52	141-255-3	1587	11	52	17	301	0	25	5	53	0	22	2792
Indiana		318	1246	16	57	229	2772	20	75	229-329-7	2772	20	75	31	562	0	33	13	65	0	11	4018

Games: 9 • Avg/rush: 3.8 • Avg/catch: 11.3 • Pass effic: 119.45 • KR avg: 17.7 • PR avg: 10.6 • All purpose avg/game: 361.8 • Total offe

Date	Opponent	Tackles				Sacks no-yds	Fumble		Pass Defense			blkd kick	PAT Attempts			off			
		ua	a	total	tfl-yds		ff	fr-yds	int-yds	qbh	brup		kick	rush	rcv	saf	t/o	pts	
Aug 3	vs Ball State	30	52	82	3.0-6	0.0-0	0	0-0	2-0	3	2	0	3-3	0	0	0	0	7	24
Sep 0	EASTERN ILLINOIS	53	12	65	4.0-12	0.0-0	0	0-0	0-0	0	3	0	0-0	0	0	0	0	0	0
Sep 1	OHIO STATE	51	11	62	12.0-43	6.0-31	1	0-0	1-96	1	8	1	7-7	0	0	1	7	51	
Sep 2	CONNECTICUT	49	26	75	2.0-8	1.0-7	1	1-0	1-1	1	0	0	0-0	0	0	0	3	3	
Sep 2	at Michigan State	43	38	81	7.0-21	1.0-6	0	1-0	0-0	6	3	0	4-4	0	0	0	6	40	
Oct 12	RUTGERS	33	52	85	4.0-7	0.0-0	1	1-6	1-8	0	4	0	0-0	0	0	0	0	0	
Oct 19	at Maryland	53	10	63	4.0-5	1.0-0	1	0-0	1-0	0	3	0	4-4	0	0	0	7	28	
Oct 26	at Nebraska	32	32	64	4.0-11	2.0-8	0	0-0	1-5	5	2	0	4-4	0	0	0	7	31	
Nov 0	NORTHWESTERN	57	14	71	10.0-25	2.0-11	0	0-0	0-0	0	1	0	0-0	0	0	0	0	3	
Opponents		401	247	648	50.0-138	13.0-63	4	3-6	7-110	16	26	1	22-22	0	0	1	37	180	
Indiana		361	158	519	56.0-210	20.0-129	8	8-90	3-73	23	27	1	35-36	0	2	0	45	306	

Date	Opponent	Punting							Field Goals			Kickoffs						
		no.	yds	avg	long	blkd	tb	fc	50+	i20	md-att	long	blkd	no.	yds	avg	tb	ob
Aug 3	vs Ball State	5	227	45.4	52	0	0	4	2	2	1-2	22	0	5	308	61.6	0	0
Sep 0	EASTERN ILLINOIS	11	347	31.5	48	1	0	2	0	1	0-0	0	0	1	43	43.0	0	0
Sep 1	OHIO STATE	3	132	44.0	54	0	1	1	1	2	0-1	0	0	8	474	59.2	1	0
Sep 2	CONNECTICUT	6	264	44.0	52	0	0	0	1	2	1-2	41	0	2	124	62.0	1	0
Sep 2	at Michigan State	4	217	54.2	60	0	2	0	3	2	2-3	44	0	7	403	57.6	1	0
Oct 12	RUTGERS	10	473	47.3	68	0	0	3	3	4	0-0	0	0	1	49	49.0	0	0
Oct 19	at Maryland	5	225	45.0	60	0	0	2	1	1	0-0	0	0	5	310	62.0	0	0
Oct 26	at Nebraska	2	60	30.0	41	0	0	1	0	0	1-2	30	0	6	336	56.0	1	1
Nov 0	NORTHWESTERN	8	307	38.4	48	0	0	6	0	1	1-1	25	0	2	121	60.5	1	0
Opponents		54	2252	41.7	68	1	3	19	11	15	6-11	44	0	37	2168	58.6	5	1
Indiana		37	1507	40.7	65	1	2	17	6	18	13-13	50	0	61	3673	60.2	35	3

The Automated ScoreBook
Indiana Game Results (as of Nov 04, 2019)
Conference games

Date	Opponent		Score	Overall	Conference	Time	Attend
* Sep 14, 2019	#6 OHIO STATE	L	10-51	0-1	0-1	3:17	47945
* Sep 28, 2019	at #25 Michigan State	L	31-40	0-2	0-2	3:40	71048
* Oct 12, 2019	RUTGERS	W	35-0	1-2	1-2	3:09	37055
* Oct 19, 2019	at Maryland	W	34-28	2-2	2-2	3:33	32606
* Oct 26, 2019	at Nebraska	W	38-31	3-2	3-2	3:29	89317
* Nov 02, 2019	NORTHWESTERN	W	34-3	4-2	4-2	3:19	40924

The Automated ScoreBook
Indiana Overall Team Statistics (as of Nov 04, 2019)
Conference games

Team Statistics	IND	OPP
SCORING	182	153
Points Per Game	30.3	25.5
Points Off Turnovers	38	27
FIRST DOWNS	142	118
Rushing	48	53
Passing	74	47
Penalty	20	18
RUSHING YARDAGE	806	1002
Yards gained rushing	920	1136
Yards lost rushing	114	134
Rushing Attempts	211	224
Average Per Rush	3.8	4.5
Average Per Game	134.3	167.0
TDs Rushing	10	9
PASSING YARDAGE	1753	1131
Comp-Att-Int	151-219-4	89-159-1
Average Per Pass	8.0	7.1
Average Per Catch	11.6	12.7
Average Per Game	292.2	188.5
TDs Passing	12	9
TOTAL OFFENSE	2559	2133
Total Plays	430	383
Average Per Play	6.0	5.6
Average Per Game	426.5	355.5
KICK RETURNS: #-Yards	24-412	15-266
PUNT RETURNS: #-Yards	6-26	3-41
INT RETURNS: #-Yards	1-0	4-109
KICK RETURN AVERAGE	17.2	17.7
PUNT RETURN AVERAGE	4.3	13.7
INT RETURN AVERAGE	0.0	27.2
FUMBLES-LOST	5-2	10-8
PENALTIES-Yards	44-432	36-354
Average Per Game	72.0	59.0
PUNTS-Yards	30-1171	32-1414
Average Per Punt	39.0	44.2
Net punt average	36.3	41.5
KICKOFFS-Yards	37-2273	29-1693
Average Per Kick	61.4	58.4
Net kick average	40.7	40.7
TIME OF POSSESSION/Game	34:55	25:05
3RD-DOWN Conversions	32/82	25/75
3rd-Down Pct	39%	33%
4TH-DOWN Conversions	4/9	5/9
4th-Down Pct	44%	56%
SACKS BY-Yards	12-83	12-56
MISC YARDS	0	0
TOUCHDOWNS SCORED	23	20
FIELD GOALS-ATTEMPTS	7-7	4-7
ON-SIDE KICKS	0-0	0-0
RED-ZONE SCORES	(25-29) 86%	(15-18) 83%
RED-ZONE TOUCHDOWNS	(18-29) 62%	(12-18) 67%
PAT-ATTEMPTS	(21-22) 95%	(19-19) 100%
ATTENDANCE	125924	192971
Games/Avg Per Game	3/41975	3/64324
Neutral Site Games		0/0

Score by Quarters	1st	2nd	3rd	4th	OT	Total
Indiana	64	45	46	27	0	182
Opponents	35	61	31	26	0	153

The Automated ScoreBook
Indiana Overall Individual Statistics (as of Nov 04, 2019)
Conference games

Rushing	g	att	gain	loss	net	avg	td	lg	avg/g
Scott III, Stevie	6	96	543	12	531	5.5	5	57	88.5
Ramsey, Peyton	5	38	161	47	114	3.0	1	20	22.8
James, Sampson	6	21	69	7	62	3.0	1	9	10.3
Penix Jr., Michael	4	13	53	13	40	3.1	2	17	10.0
Ellis, David	6	8	36	0	36	4.5	1	8	6.0
Walker Jr., Ronnie	6	9	18	1	17	1.9	0	6	2.8
Philyor, Whop	6	6	13	6	7	1.2	0	6	1.2
Gest, Cole	1	2	6	0	6	3.0	0	5	6.0
Lloyd, Ahrod	6	5	8	4	4	0.8	0	4	0.7
Thomas, Connor	1	3	4	2	2	0.7	0	4	2.0
Tuttle, Jack	2	3	9	8	1	0.3	0	6	0.5
TEAM	4	7	0	14	-14	-2.0	0	0	-3.5
Total	6	211	920	114	806	3.8	10	57	134.3
Opponents	6	224	1136	134	1002	4.5	9	60	167.0

Passing	g	effic	comp-att-in	pct	yds	td	lg	avg/g
Ramsey, Peyton	5	134.34	77-116-2	66.4	829	4	40	165.8
Penix Jr., Michael	4	164.26	72-100-2	72.0	871	7	56	217.8
Tuttle, Jack	2	66.80	1-2-0	50.0	4	0	4	2.0
Hale, Donavan	6	841.60	1-1-0	100.	49	1	49	8.2
Total	6	150.62	151-219-4	68.9	1753	12	56	292.2
Opponents	6	133.15	89-159-1	56.0	1131	9	52	188.5

Receiving	g	no.	yds	avg	td	lg	avg/g
Philyor, Whop	6	45	625	13.9	2	56	104.2
Westbrook, Nick	6	21	218	10.4	2	26	36.3
Fryfogle, Ty	6	20	257	12.9	2	38	42.8
Scott III, Stevie	6	16	142	8.9	1	23	23.7
Hendershot, Peyto	6	15	229	15.3	2	49	38.2
Hale, Donavan	6	13	205	15.8	2	32	34.2
Walker Jr., Ronnie	6	6	21	3.5	0	9	3.5
Marshall, Miles	6	5	38	7.6	0	11	6.3
Bjorson, Matt	6	3	16	5.3	1	10	2.7
Gest, Cole	1	3	-5	-1.7	0	1	-5.0
Ellis, David	6	2	18	9.0	0	11	3.0
Cooper, Gary	2	2	15	7.5	0	13	7.5
Penix Jr., Michael	4	0	-26	0.0	0	0	-6.5
Total	6	151	1753	11.6	12	56	292.2
Opponents	6	89	1131	12.7	9	52	188.5

Punt Returns	no.	yds	avg	td	lg
Philyor, Whop	6	26	4.3	0	10
Total	6	26	4.3	0	10
Opponents	3	41	13.7	0	22

Interceptions	no.	yds	avg	td	lg
Taylor, Reese	1	0	0.0	0	0
Total	1	0	0.0	0	0
Opponents	4	109	27.2	1	96

Kick Returns	no.	yds	avg	td	lg
Ellis, David	20	374	18.7	0	30
Fitzgerald, Bryant	3	35	11.7	0	13
Lloyd, Ahrod	1	3	3.0	0	3
Total	24	412	17.2	0	30
Opponents	15	266	17.7	0	25

Fumble Returns	no.	yds	avg	td	lg
Stallings IV, Allen	1	68	68.0	0	68
Bryant, Alfred	1	5	5.0	0	5
Jones, Reakwon	1	17	17.0	1	17
Total	3	90	30.0	1	68
Opponents	1	6	6.0	1	6

The Automated ScoreBook
Indiana Overall Individual Statistics (as of Nov 04, 2019)
Conference games

Scoring	td	fg	PAT				dx	saf	pts
			kick	rush	rcv	pass			
Justus, Logan	-	7-7	21-22	-	-	-	-	-	42
Scott III, Stevie	6	-	-	-	-	-	-	-	36
Hendershot, Peyto	2	-	-	-	1	-	-	-	14
Philyor, Whop	2	-	-	-	-	-	-	-	12
Penix Jr., Michael	2	-	-	-	-	-	-	-	12
Fryfogle, Ty	2	-	-	-	-	-	-	-	12
Westbrook, Nick	2	-	-	-	-	-	-	-	12
Hale, Donavan	2	-	-	-	-	-	-	-	12
Ellis, David	1	-	-	-	-	-	-	-	6
Ramsey, Peyton	1	-	-	-	-	1-1	-	-	6
Bjorson, Matt	1	-	-	-	-	-	-	-	6
James, Sampson	1	-	-	-	-	-	-	-	6
Jones, Reakwon	1	-	-	-	-	-	-	-	6
Total	23	7-7	21-22	-	1	1-1	-	-	182
Opponents	20	4-7	19-19	-	-	-	-	1	153

Total Offense	g	plays	rush	pass	total	avg/g
Ramsey, Peyton	5	154	114	829	943	188.6
Penix Jr., Michael	4	113	40	871	911	227.8
Scott III, Stevie	6	96	531	0	531	88.5
James, Sampson	6	21	62	0	62	10.3
Hale, Donavan	6	1	0	49	49	8.2
Ellis, David	6	8	36	0	36	6.0
Walker Jr., Ronnie	6	9	17	0	17	2.8
Philyor, Whop	6	6	7	0	7	1.2
Gest, Cole	1	2	6	0	6	6.0
Tuttle, Jack	2	5	1	4	5	2.5
Lloyd, Ahrod	6	5	4	0	4	0.7
Thomas, Connor	1	3	2	0	2	2.0
TEAM	4	7	-14	0	-14	-3.5
Total	6	430	806	1753	2559	426.5
Opponents	6	383	1002	1131	2133	355.5

Field Goals	fg	pct.	01-19	20-29	30-39	40-49	50-99	lg	blk
Justus, Logan	7-7	100.	0-0	5-5	2-2	0-0	0-0	34	0

FG Sequence	Indiana	Opponents
Ohio State	(29)	32
Michigan State	(26)	43,(44),(21)
Rutgers	-	-
Maryland	(20),(34)	-
Nebraska	(22)	32,(30)
Northwestern	(27),(30)	(25)

Numbers in (parentheses) indicate field goal was made.

Punting	no.	yds	avg	lg	tb	fc	i20	50+	blk
Whitehead, Haydo	29	1174	40.4	65	2	14	14	4	0
TEAM	1	0	0.0	0	0	0	0	0	1
Total	30	1173	39.0	65	2	14	14	4	1
Opponents	32	1414	44.2	68	3	13	10	8	0

Kickoffs	no.	yds	avg	tb	ob	retn	net	ydIn
Snyder, Nathanael	26	1596	61.2	12	1			
Smolar, Jared	10	612	61.2	8	0			
Whitehead, Haydo	1	71	71.0	0	0			
Total	37	2276	61.4	20	1	117.7	40.7	24
Opponents	29	1695	58.4	4	1	117.2	40.7	24

The Automated ScoreBook
Indiana Overall Individual Statistics (as of Nov 04, 2019)
Conference games

All Purpose	g	rush	rcv	pr	kr	ir	total	avg/g
Scott III, Stevi	6	531	142	0	0	0	673	112.2
Philyor, Who	6	7	625	26	0	0	658	109.7
Ellis, David	6	36	18	0	374	0	428	71.3
Fryfogle, Ty	6	0	257	0	0	0	257	42.8
Hendershot,	6	0	229	0	0	0	229	38.2
Westbrook, N	6	0	218	0	0	0	218	36.3
Hale, Donava	6	0	205	0	0	0	205	34.2
Ramsey, Peyt	5	114	0	0	0	0	114	22.8
James, Samp	6	62	0	0	0	0	62	10.3
Marshall, Mile	6	0	38	0	0	0	38	6.3
Walker Jr., R	6	17	21	0	0	0	38	6.3
Fitzgerald, Br	6	0	0	0	35	0	35	5.8
Bjorson, Matt	6	0	16	0	0	0	16	2.7
Cooper, Gary	2	0	15	0	0	0	15	7.5
Penix Jr., Mic	4	40	-26	0	0	0	14	3.5
Lloyd, Ahrod	6	4	0	0	3	0	7	1.2
Thomas, Con	1	2	0	0	0	0	2	2.0
Tuttle, Jack	2	1	0	0	0	0	1	0.5
Gest, Cole	1	6	-5	0	0	0	1	1.0
TEAM	4	-14	0	0	0	0	-14	-3.5
Total	6	806	1753	26	412	0	2997	499.5
Opponents	6	1002	1131	41	266	109	2549	424.8

The Automated ScoreBook
Indiana Overall Defensive Statistics (as of Nov 04, 2019)
Conference games

##	Defensive Leaders	gp	Tackles			tfl/yds	Sacks	Pass defense			Fumbles	blkd	
			ua	a	tot		no-yds	int-yds	brup	qbh	rcv-yds	ff	kick
47	McFadden, Micah	6	24	8	32	3.5-10	.	.	1
9A	Ball, Marcelino	6	14	9	23	1.5-7	1.0-7	.	2	3	.	.	.
29	Bryant, Khalil	6	14	9	23	1.0-1	1-0	.	.
9E	Elliott, Demarcus	6	18	3	21	4.0-27	2.0-15	.	.	1	.	1	.
7	Jones, Reakwon	6	16	4	20	1.0-8	1.0-8	.	1	1	1-17	.	.
87	Ziemba, Michael	6	12	6	18	3.0-5	.	.	.	2	1-0	.	.
4	Jones, Cam	6	13	4	17	3.0-14	2.0-12	.	.	1	.	1	.
17	Layne, Raheem	6	15	1	16	1.0-3	.	.	1
5	Burgess, Juwan	6	13	3	16	2.0-6	2-0	2	.
98	Johnson, Jerome	6	9	5	14	1.0-1	.	.	.	1	.	.	.
8A	Miller, James	6	10	4	14	1.5-3	1	.
99	Stallings IV, Allen	6	8	5	13	3.0-17	3.0-17	.	.	1	1-68	.	.
27	Matthews, Devon	6	8	5	13
92	Bryant, Alfred	6	5	7	12	1.0-1	1-5	1	.
44	Allen, Thomas	5	7	5	12	0.5-1
22	Johnson, Jamar	6	9	3	12	3.0-19	2.0-16	.	1	.	.	1	.
31	Fitzgerald, Bryant	6	9	2	11	.	.	.	3	1	.	.	.
14	Brown Jr., Andre	6	8	2	10	1.0-1
6A	Head Jr., James	6	6	4	10	0.5-0	.	.	.	3	.	.	.
3A	Mullen, Tiawan	6	10	.	10	1.0-1	.	.	6	.	1-0	1	.
2A	Williams, Jaylin	6	6	3	9	.	.	.	2
2	Taylor, Reese	5	5	.	5	.	.	1-0
96	Jones, Shamar	6	2	2	4	0.5-1
21	Pierre, Noah	5	2	1	3
46	Casey, Aaron	6	2	.	2	1.0-8	1.0-8
97	Reece, Tramar	2	1	1	2	1	.	.	.
86	Hendershot, Peyton	6	2	.	2
55	Person, C.J.	2	1	.	1	1.0-2
57	Crider, Harry	6	1	.	1
50	Nofoagatoto'a, Sio	5	1	.	1
18	King, Johnathan	3	1
Total		6	251	96	347	35-136	12-83	1-0	18	15	8-90	8	.
Opponents		6	269	157	426	41-112	12-56	4-109	21	12	2-6	3	1 1

The Automated ScoreBook

Indiana Combined Team Statistics (as of Nov 04, 2019)

Conference games

Date	Opponent	Score	Att.	Record:	Overall	Home	Away	Neutral
* Sep 14, 201	#6 OHIO STATE	L 10-51	47945	All games	4-2	2-1	2-1	0-0
* Sep 28, 201	at #25 Michigan State	L 31-40	71048	Conference	4-2	2-1	2-1	0-0
* Oct 12, 201	RUTGERS	W 35-0	37055	Non-Conference	0-0	0-0	0-0	0-0
* Oct 19, 201	at Maryland	W 34-28	32606					
* Oct 26, 201	at Nebraska	W 38-31	89317					
* Nov 02, 201	NORTHWESTERN	W 34-3	40924					

Rushing	g	att	gain	loss	net	avg	td	lg	avg/g
Scott III, Stevie	6	96	543	12	531	5.5	5	57	88.5
Ramsey, Peyton	5	38	161	47	114	3.0	1	20	22.8
James, Sampson	6	21	69	7	62	3.0	1	9	10.3
Penix Jr., Michael	4	13	53	13	40	3.1	2	17	10.0
Ellis, David	6	8	36	0	36	4.5	1	8	6.0
Walker Jr., Ronnie	6	9	18	1	17	1.9	0	6	2.8
Philyor, Whop	6	6	13	6	7	1.2	0	6	1.2
Gest, Cole	1	2	6	0	6	3.0	0	5	6.0
Lloyd, Ahrod	6	5	8	4	4	0.8	0	4	0.7
Thomas, Connor	1	3	4	2	2	0.7	0	4	2.0
Tuttle, Jack	2	3	9	8	1	0.3	0	6	0.5
Total	6	211	920	114	806	3.8	10	57	134.3
Opponents	6	224	1136	134	1002	4.5	9	60	167.0

Passing	g	effic	comp	att	int	pct	yds	td	lg	avg/g
Ramsey, Peyton	5	134.34	77	116	2	66.4	829	4	40	165.8
Penix Jr., Michael	4	164.26	72	100	2	72.0	871	7	56	217.8
Tuttle, Jack	2	66.80	1	2	0	50.0	4	0	4	2.0
Hale, Donavan	6	841.60	1	1	0	100.0	49	1	49	8.2
Total	6	150.62	151	219	4	68.9	1753	12	56	292.2
Opponents	6	133.15	89	159	1	56.0	1131	9	52	188.5

Receiving	g	no.	yds	avg	td	lg	avg/g
Philyor, Whop	6	45	625	13.9	2	56	104.2
Westbrook, Nick	6	21	218	10.4	2	26	36.3
Fryfogle, Ty	6	20	257	12.9	2	38	42.8
Scott III, Stevie	6	16	142	8.9	1	23	23.7
Hendershot, Peyton	6	15	229	15.3	2	49	38.2
Hale, Donavan	6	13	205	15.8	2	32	34.2
Walker Jr., Ronnie	6	6	21	3.5	0	9	3.5
Marshall, Miles	6	5	38	7.6	0	11	6.3
Bjorson, Matt	6	3	16	5.3	1	10	2.7
Gest, Cole	1	3	-5	-1.7	0	1	-5.0
Ellis, David	6	2	18	9.0	0	11	3.0
Cooper, Gary	2	2	15	7.5	0	13	7.5
Total	6	151	1753	11.6	12	56	292.2
Opponents	6	89	1131	12.7	9	52	188.5

Field Goals	fg	pct.	01-19	20-29	30-39	40-49	50-99	lg	blk
Justus, Logan	7-7	100.0	0-0	5-5	2-2	0-0	0-0	34	0

Scoring	td	fg	PAT				dpx	saf	pts
			kick	rush	rcv	pass			
Justus, Logan	-	7-7	21-22	-	-	-	-	42	
Scott III, Stevie	6	-	-	-	-	-	-	36	
Hendershot, Peyton	2	-	-	-	1	-	-	14	
Hale, Donavan	2	-	-	-	-	-	-	12	
Penix Jr., Michael	2	-	-	-	-	-	-	12	
Fryfogle, Ty	2	-	-	-	-	-	-	12	
Westbrook, Nick	2	-	-	-	-	-	-	12	
Philyor, Whop	2	-	-	-	-	-	-	12	
James, Sampson	1	-	-	-	-	-	-	6	
Ramsey, Peyton	1	-	-	-	-	1-1	-	6	
Jones, Reakwon	1	-	-	-	-	-	-	6	
Bjorson, Matt	1	-	-	-	-	-	-	6	
Ellis, David	1	-	-	-	-	-	-	6	
Total	23	7-7	21-22	-	1	1-1	-	182	
Opponents	20	4-7	19-19	-	-	-	-	153	

Score by Quarters	1st	2nd	3rd	4th	OT	Total
Indiana	64	45	46	27	0	182
Opponents	35	61	31	26	0	153

#	Defensive Leaders	gp	ua	Tackles			tfl/yds	Sacks no-yds	Pass defense			Fumbles		blkd kick	saf
				a	tot	tfl/yds			int-yds	brup	qbh	rcv-yds	ff		
47	McFadden, Micah	6	24	8	32	3.5-10	.	.	1
29	Bryant, Khalil	6	14	9	23	1.0-1	1-0
9A	Ball, Marcelino	6	14	9	23	1.5-7	1.0-7	.	2	3
9E	Elliott, Demarcus	6	18	3	21	4.0-27	2.0-15	.	.	1	.	1	.	.	.
Total		6	251	96	347	35-136	12-83	1-0	18	15	8-90	8	.	.	.
Opponents		6	269	157	426	41-112	12-56	4-109	21	12	2-6	3	1	1	.

Team Statistics	IND	OPP
FIRST DOWNS	142	118
Rushing	48	53
Passing	74	47
Penalty	20	18
RUSHING YARDAGE	806	1002
Rushing Attempts	211	224
Average Per Rush	3.8	4.5
Average Per Game	134.3	167.0
TDs Rushing	10	9
PASSING YARDAGE	1753	1131
Comp-Att-Int	151-219-4	89-159-1
Average Per Pass	8.0	7.1
Average Per Catch	11.6	12.7
Average Per Game	292.2	188.5
TDs Passing	12	9
TOTAL OFFENSE	2559	2133
Average Per Play	6.0	5.6
Average Per Game	426.5	355.5
KICK RETURNS: #Yards	24-412	15-266
PUNT RETURNS: #Yards	6-26	3-41
INT RETURNS: #Yards	1-0	4-109
FUMBLES-LOST	5-2	10-8
PENALTIES-Yards	44-432	36-354
PUNTS-AVG	30-39.0	32-44.2
TIME OF POSSESSION/G	34:55	25:05
3RD-DOWN Conversions	32/82	25/75
4TH-DOWN Conversions	4/9	5/9

Interceptions	no.	yds	avg	td	lg
Taylor, Reese	1	0	0.0	0	0

Punting	no.	yds	avg	lg	tb	fc	i2050+	blk
Whitehead, Haydon	29	117	40.4	65	2	14	14	4
TEAM	1	0	0.0	0	0	0	0	1

Punt Returns	no.	yds	avg	td	lg
Philyor, Whop	6	26	4.3	0	10
Total	6	26	4.3	0	10
Opponents	3	41	13.7	0	22

Kick Returns	no.	yds	avg	td	lg
Ellis, David	20	374	18.7	0	30
Fitzgerald, Bryant	3	35	11.7	0	13
Lloyd, Ahrod	1	3	3.0	0	3
Total	24	412	17.2	0	30
Opponents	15	266	17.7	0	25

All Purpose	g	rush	rcv	pr	kr	ir	total	avg/g
Scott III, Stevie	6	531	142	0	0	0	673	112.2
Philyor, Whop	6	7	625	26	0	0	658	109.7
Ellis, David	6	36	18	0	374	0	428	71.3
Total	6	806	1753	26	412	0	2997	499.5
Opponents	6	1002	1131	41	266	109	2549	424.8

Total Offense	g	plays	rush	pass	total	avg/g
Ramsey, Peyton	5	154	114	829	943	188.6
Penix Jr., Michael	4	113	40	871	911	227.8
Scott III, Stevie	6	96	531	0	531	88.5
James, Sampson	6	21	62	0	62	10.3
Total	6	430	806	1753	2559	426.5
Opponents	6	383	1002	1131	2133	355.5

The Automated ScoreBook
Indiana Team Game-by-Game (as of Nov 04, 2019)
Conference games

TEAM STATISTICS

Date	Opponent	Rushing				Receiving				Passing				Kick Returns				Punt Returns				tot off		
		no.	yds	td	lg	no.	yds	td	lg	cmp	att	int	yds	td	lg	no.	yds	td	lg	no.	yds		td	lg
Sep 14	OHIO STATE	31	42	0	20	21	215	1	49	21	36	1	215	1	49	7	113	0	25	1	-1	0	0	257
Sep 28	at Michigan State	28	70	1	19	33	286	3	28	33	42	0	286	3	28	6	113	0	25	2	12	0	10	356
Oct 12	RUTGERS	38	260	1	57	24	297	3	56	24	35	1	297	3	56	1	13	0	13	2	8	0	8	557
Oct 19	at Maryland	32	186	2	34	29	334	2	29	29	41	1	334	2	29	5	103	0	30	1	7	0	7	520
Oct 26	at Nebraska	31	104	3	16	27	351	2	40	27	40	1	351	2	40	4	52	0	16	0	0	0	0	455
Nov 02	NORTHWESTERN	51	144	3	27	17	270	1	41	17	25	0	270	1	41	1	18	0	18	0	0	0	0	414
Indiana		211	806	10	57	151	1753	12	56	151	219	4	1753	12	56	24	412	0	30	6	26	0	10	2559
Opponents		224	1002	9	60	89	1131	9	52	89	159	1	1131	9	52	15	266	0	25	3	41	0	22	2133

Games: 6 • Avg/rush: 3.8 • Avg/catch: 11.6 • Pass effic: 150.62 • KR avg: 17.2 • PR avg: 4.3 • All purpose avg/game: 499.5 • Total offen

Date	Opponent	Tackles				Sacks no-yds	Fumble		Pass Defense			blkd kick	PAT Attempts			off							
		ua	a	total	tfl-yds		ff	fr-yds	int-yds	qbh	brup		kick	rush	rcv	saf	t/o	pts					
Sep 1	OHIO STATE	46	10	56	6.0-21	2.0-12	1	1-0	0-0	2	1	0	1-1	0	0	0	0	0	0	0	0	0	10
Sep 2	at Michigan State	36	22	58	3.0-8	0.0-0	0	0-0	0-0	6	7	0	4-4	0	0	0	0	0	0	0	0	0	31
Oct 12	RUTGERS	37	14	51	14.0-64	6.0-42	1	1-17	0-0	3	3	0	5-5	0	0	0	0	0	0	0	0	7	35
Oct 19	at Maryland	49	10	59	4.0-24	2.0-18	1	1-0	1-0	0	1	0	4-4	0	0	0	0	0	0	0	0	3	34
Oct 26	at Nebraska	50	30	80	4.0-9	1.0-5	3	2-68	0-0	0	1	0	3-4	0	1	0	0	14	38				
Nov 0	NORTHWESTERN	33	10	43	4.0-10	1.0-6	2	3-5	0-0	4	5	0	4-4	0	0	0	0	14	34				
Indiana		251	96	347	35.0-136	12.0-83	8	8-90	1-0	15	18	0	21-22	0	1	0	38	182					
Opponents		269	157	426	41.0-112	12.0-56	3	2-6	4-109	12	21	1	19-19	0	0	1	27	153					

Date	Opponent	Punting										Field Goals			Kickoffs				
		no.	yds	avg	long	blkd	tb	fc	50+	i20	md-att	long	blkd	no.	yds	avg	tb	ob	
Sep 1	OHIO STATE	8	270	33.8	52	1	0	2	2	1	1-1	29	0	4	266	66.5	2	0	
Sep 2	at Michigan State	5	229	45.8	65	0	1	3	1	0	1-1	26	0	6	374	62.3	4	0	
Oct 12	RUTGERS	4	172	43.0	55	0	0	2	1	3	0-0	0	0	6	370	61.7	2	0	
Oct 19	at Maryland	5	197	39.4	48	0	1	4	0	3	2-2	34	0	7	417	59.6	2	0	
Oct 26	at Nebraska	3	120	40.0	47	0	0	1	0	3	1-1	22	0	7	422	60.3	5	0	
Nov 0	NORTHWESTERN	5	183	36.6	45	0	0	2	0	4	2-2	30	0	7	424	60.6	5	1	
Indiana		30	1171	39.0	65	1	2	14	4	14	7-7	34	0	37	2273	61.4	20	1	
Opponents		32	1414	44.2	68	0	3	13	8	10	4-7	44	0	29	1693	58.4	4	1	

The Automated ScoreBook
Indiana Opponent Game-by-Game (as of Nov 04, 2019)
Conference games

OPPONENT STATISTICS

Date	Opponent	Rushing				Receiving				Passing				Kick Returns				Punt Returns				tot off		
		no.	yds	td	lg	no.	yds	td	lg	cmp	att	int	yds	td	lg	no.	yds	td	lg	no.	yds		td	lg
Sep 14	OHIO STATE	42	306	3	56	17	214	3	37	17	29	0	214	3	37	2	32	0	16	2	19	0	1	520
Sep 28	at Michigan State	34	142	1	30	18	300	3	44	18	36	0	300	3	44	2	42	0	22	1	22	0	22	442
Oct 12	RUTGERS	33	74	0	32	5	1	0	4	5	13	0	1	0	4	4	75	0	25	0	0	0	0	75
Oct 19	at Maryland	37	173	2	60	17	210	2	52	17	27	1	210	2	52	5	77	0	25	0	0	0	0	383
Oct 26	at Nebraska	50	220	3	14	20	294	1	45	20	23	0	294	1	45	2	40	0	23	0	0	0	0	514
Nov 02	NORTHWESTERN	28	87	0	22	12	112	0	21	12	31	0	112	0	21	0	0	0	0	0	0	0	0	199
Opponents		224	1002	9	60	89	1131	9	52	89	159	1	1131	9	52	15	266	0	25	3	41	0	22	2133
Indiana		211	806	10	57	151	1753	12	56	151	219	4	1753	12	56	24	412	0	30	6	26	0	10	2559

Games: 6 • Avg/rush: 4.5 • Avg/catch: 12.7 • Pass effic: 133.15 • KR avg: 17.7 • PR avg: 13.7 • All purpose avg/game: 424.8 • Total offe

Date	Opponent	Tackles				Sacks no-yds	Fumble		Pass Defense			blkd kick	PAT Attempts			off		
		ua	a	total	tfl-yds		ff	fr-yds	int-yds	qbh	brup		kick	rush	rcv	saf	t/o	pts
Sep 1	OHIO STATE	51	11	62	12.0-43	6.0-31	1	0-0	1-96	1	8	1	7-7	0	0	1	7	51
Sep 2	at Michigan State	43	38	81	7.0-21	1.0-6	0	1-0	0-0	6	3	0	4-4	0	0	0	6	40
Oct 12	RUTGERS	33	52	85	4.0-7	0.0-0	1	1-6	1-8	0	4	0	0-0	0	0	0	0	0
Oct 19	at Maryland	53	10	63	4.0-5	1.0-0	1	0-0	1-0	0	3	0	4-4	0	0	0	7	28
Oct 26	at Nebraska	32	32	64	4.0-11	2.0-8	0	0-0	1-5	5	2	0	4-4	0	0	0	7	31
Nov 0	NORTHWESTERN	57	14	71	10.0-25	2.0-11	0	0-0	0-0	0	1	0	0-0	0	0	0	0	3
Opponents		269	157	426	41.0-112	12.0-56	3	2-6	4-109	12	21	1	19-19	0	0	1	27	153
Indiana		251	96	347	35.0-136	12.0-83	8	8-90	1-0	15	18	0	21-22	0	1	0	38	182

Date	Opponent	Punting							Field Goals			Kickoffs						
		no.	yds	avg	long	blkd	tb	fc	50+	i20	md-att	long	blkd	no.	yds	avg	tb	ob
Sep 1	OHIO STATE	3	132	44.0	54	0	1	1	1	2	0-1	0	0	8	474	59.2	1	0
Sep 2	at Michigan State	4	217	54.2	60	0	2	0	3	2	2-3	44	0	7	403	57.6	1	0
Oct 12	RUTGERS	10	473	47.3	68	0	0	3	3	4	0-0	0	0	1	49	49.0	0	0
Oct 19	at Maryland	5	225	45.0	60	0	0	2	1	1	0-0	0	0	5	310	62.0	0	0
Oct 26	at Nebraska	2	60	30.0	41	0	0	1	0	0	1-2	30	0	6	336	56.0	1	1
Nov 0	NORTHWESTERN	8	307	38.4	48	0	0	6	0	1	1-1	25	0	2	121	60.5	1	0
Opponents		32	1414	44.2	68	0	3	13	8	10	4-7	44	0	29	1693	58.4	4	1
Indiana		30	1171	39.0	65	1	2	14	4	14	7-7	34	0	37	2273	61.4	20	1