

# CORNELL BIG RED

## MEN'S BASKETBALL

Game 11 • Bryce Jordan Center (15,261) • University Park, Pa. • 12:00 p.m. • ESPNU

Big Red	<b>1-9</b> Overall	<b>0-0</b> Ivy League		<b>VS</b>		<b>10-2</b> Overall	<b>0-0</b> Big 10	Nittany Lions
	<b>Brian Earl</b> Head Coach	<b>36-62</b> (.367) Record at COR, 4th Season	<b>VS</b>	<b>Patrick Chambers</b> Head Coach	<b>137-141</b> (.493) Record, 8th Season			
			<b>VS</b>					

### 2019-20 Big Red Lineup

#### POSSIBLE STARTERS

No.	Name	Pos.	Yr.	Ht.	Wt.	Hometown	PPG	RPG	APG	Other
3	Jimmy Boeheim	F	Jr.	6-8	215	Fayetteville, N.Y.	19.3	6.2	2.3	0.8 spg.
5	Bryan Knapp	G	Jr.	6-1	170	Washington, D.C.	4.4	2.3	1.2	0.8 spg.
11	Terrance McBride	G	Jr.	6-2	170	Lynnwood, Calif.	10.3	3.8	2.9	1.5 spg.
22	Josh Warren	F	Sr.	6-8	223	Downingtown, Pa.	8.0	6.0	3.9	0.7 bpg.
23	Jordan Jones	G	Fr.	6-5	195	Thousand Oaks, Calif.	8.1	3.3	0.5	0.7 spg.

#### OFF THE BENCH

No.	Name	Pos.	Yr.	Ht.	Wt.	Hometown	PPG	RPG	APG	Other
1	Matt Harshany	G	So.	6-0	180	Pace, Fla.	—	—	1.0	2.0 spg.
2	Marcus Filien	F	Fr.	6-7	210	Rensselaer, N.Y.	1.0	0.7	0.0	
4	Greg Dolan	G	Fr.	6-3	175	Williamsville, N.Y.	1.6	0.6	0.8	
10	Chuks Uzoka	F	Fr.	6-6	209	Richmond, Texas	0.0	0.0	0.0	
12	Kobe Dickson	F	So.	6-9	235	Holcomb, Kan.	2.3	2.2	0.5	.455 FG%
13	Thurston McCarty	F	Sr.	6-7	175	Shubuta, Miss.	5.4	2.4	0.2	0.6 bpg.
20	Chaz Mack	F	Sr.	6-6	210	Tucson, Ariz.	0.0	0.3	0.0	
21	Riley Voss	F	Jr.	6-6	220	Milford, Ohio	1.9	1.9	0.7	0.8 spg.
24	Max Samberg	G	So.	6-3	190	Rye, N.Y.	0.0	0.0	0.0	
25	Dean Noll	G	So.	6-2	180	Medford, N.J.	4.9	3.2	1.4	1.1 spg.
32	Noah Gear	G	Sr.	6-4	185	Potomac, Md.	—	—	—	
50	Sarju Patel	G	Jr.	6-3	170	Daleville, Va.	—	—	—	

**The Robert J. Gallagher '41 Head Coach of Cornell Basketball:** Brian Earl (Princeton '99, 4th year)  
**Assistant Coaches:** Jon Jaques (Cornell '10, 7th year); Alex Mumphard (Greenville '14, 2nd year); Clay Wilson (Princeton '15, 1st year).  
**Director of Basketball Operations:** Kieran Hurley (Cornell '17)

### 119 Years | 183 Miles | 11 Meetings

#### SERIES HISTORY:

**Overall:** Penn State leads 6-5, first meeting in 1899-1900  
**In University Park, Pa.:** Penn State leads 5-0  
**Current Streak:** Penn State, 3  
**Last Meeting:** Penn State, 72-71 (11/21/2014 in Charleston, S.C.)  
**Earl vs. Penn State:** First meeting  
**Series Notes:** Both teams are a perfect 5-0 at home against the other school • the Nittany Lions have won three straight.

#### A WIN OVER PENN STATE WOULD:

- make the Big Red's record stand at 2-9 on the season.
- be the first by Cornell over a ranked team since topping No. 16 Wisconsin 87-69 on March 21, 2010 and the first vs. a ranked team on the road since Dec. 14, 1957 (60-54 at No. 17 Syracuse).
- end a nine-game losing streak overall and a 12-game skid on the road.
- even the all-time series between the teams at 6-6.
- be the first for Cornell in University Park (0-5).
- be the Big Red's first over the Nittany Lions since Dec. 5, 1972 (74-65 in Ithaca).
- improve Cornell's record to 15-40 all-time against current members of the Big Ten.
- be the 1,271st in program history (1,270-1,449 in 119 seasons, .467).

#### STORYLINES

- The Cornell men's basketball team closes out the 2019 calendar year when it visits No. 20/21 Penn State on Sunday, Dec. 29 at 12 p.m. at the Bryce Jordan Center.
- The contest will be broadcast on ESPNU with Mike Corey and Sydney Johnson on the call.
- Coming off an 80-76 loss at Hartford on Dec. 22 and the Christmas break, the Big Red now turns its attention to Penn State and attempts to pick up its first win over a ranked team on the road since defeating No. 17 Syracuse on Dec. 14, 1957 - and snap a 52-game losing streak to ranked teams on the road in the process.
- To do so, the Big Red would also need to snap a nine-game skid overall and 12 consecutive road losses dating back to last year.
- Cornell has been ultra-competitive despite its record, losing five games by four points or less and a sixth against reigning Patriot League champ Colgate in a game it led by double digits in the second half.
- Junior Jimmy Boeheim ranks third in the Ancient Eight in scoring (19.3 ppg., 44th nationally), eighth in rebounding (6.2 rpg.) and 13th in assists (2.3 apg.) while also ranking in the top 25 in blocks and steals.
- Cornell earned a spot in the CIT tournament, its first postseason appearance since its 2010 NCAA Sweet 16 run.

### 2019-20 SCHEDULE & RESULTS

Overall Record: 1-9

Ivy League: 0-0 • Non-Conference: 1-9

Home: 1-2 • Road: 0-7 • Neutral: 0-0

#### NOVEMBER

5	BINGHAMTON (ESPN+)	W, 84-64
10	at Bryant	L, 81-82
13	NJIT (ESPN+)	L, 58-59
16	at DePaul (FSN)	L, 54-75
20	at Syracuse (ACCN)	L, 53-72
23	at Coppin State	L, 66-68 (OT)
26	at Navy (Patriot League Network)	L, 61-72

#### DECEMBER

1	TOWSON (ESPN+)	Canceled
7	LAFAYETTE (ESPN+)	L, 59-62
11	at Colgate (Patriot League Network)	L, 58-66
22	at Hartford (ESPN+)	L, 76-80
29	at #20/21 Penn State (ESPNU)	12:00 p.m.

#### JANUARY

7	SUNY PURCHASE (ESPN+)	7:00 p.m.
18 *	at Columbia (ESPN+)	7:00 p.m.
25 *	COLUMBIA (ESPN+)	4:00 p.m.
31 *	at Brown (ESPN+)	7:00 p.m.

#### FEBRUARY

1 *	at Yale (ESPN+)	7:00 p.m.
7 *	PRINCETON (ESPN+)	7:00 p.m.
8 *	PENN (ESPN+)	6:00 p.m.
14 *	at Harvard (ESPN+)	7:00 p.m.
15 *	at Dartmouth (ESPN+)	7:00 p.m.
21 *	YALE (ESPN+)	7:00 p.m.
22 *	BROWN (ESPN+)	6:00 p.m.
28 *	DARTMOUTH (ESPN+)	7:00 p.m.
29 *	HARVARD (ESPN+)	6:00 p.m.

#### MARCH

6 *	at Penn (ESPN+)	7:00 p.m.
7 *	at Princeton (ESPN+)	6:00 p.m.
14-15	at Ivy League Tournament	

\* - Ivy League game; Home games in **BOLD CAPS**; # - Ivy League Tournament (Cambridge, Mass.)



65.0	Points Per Game	79.6
.411	FG%	.448
.263	3FG%	.321
.733	FT%	.694
34.7	Rebounds Per Game	41.4
14.0	Assists Per Game	16.1
2.3	Blocks Per Game	6.7
6.8	Steals Per Game	9.3
70.0	Scoring Defense	66.5
.442	FG% Defense	.384
.370	3FG% Defense	.335
-1.2	Rebound Margin	+4.3
1.2	AST-TO Ratio	1.2

**RECORD BREAKDOWN**

Current Streak	.....	Lost 9
Current Home Streak	.....	Lost 2
Current Road Streak	.....	Lost 12
Last win	.....	84-64 vs. Binghamton (11/5/2019)
Last road win	.....	67-61 at Harvard (2/9/2019)
Last loss	.....	80-76 at Hartford (12/22/2019)
Last road loss	.....	80-76 at Hartford (12/22/2019)
Last overtime game	.....	68-66 (OT) at Coppin State (11/23/2019)
Last overtime win	.....	68-66 (OT) at Coppin State (11/23/2019)
<b>2019-20</b>		
Overall	.....	1-9 36-62
Home	.....	1-2 21-18
Road	.....	0-7 14-42
Neutral	.....	0-0 1-2
Ivy League	.....	0-0 17-25
Home	.....	0-0 10-11
Road	.....	0-0 7-15
In November	.....	1-6 10-17
In December	.....	0-3 5-16
In January	.....	0-0 8-8
In February	.....	0-0 9-15
In March	.....	0-0 4-6
Lead at halftime	.....	1-3 24-11
Tied at halftime	.....	0-0 1-3
Trail at halftime	.....	0-6 11-48
Leading with 5:00 remaining	.....	1-2 32-10
Tied with 5:00 remaining	.....	0-0 1-0
Trailing with 5:00 remaining	.....	0-7 3-52
Leading with 1:00 remaining	.....	1-1 34-4
Tied with 1:00 remaining	.....	0-1 0-2
Trailing with 1:00 remaining	.....	0-7 2-56
Cornell scores less than 60 points	.....	0-5 0-18
Cornell scores 60+ points	.....	1-4 36-44
Cornell scores 70+ points	.....	1-2 28-25
Cornell scores 80+ points	.....	1-1 19-9
Cornell scores 90+ points	.....	0-0 5-3
Cornell scores 100+ points	.....	0-0 2-0
Opponent scores less than 60 points	.....	0-1 6-1
Opponent scores 60+ points	.....	1-8 30-61
Opponent scores 70+ points	.....	0-5 17-49
Opponent scores 80+ points	.....	0-2 5-28
Opponent scores 90+ points	.....	0-0 1-12
Opponent scores 100+ points	.....	0-0 1-0
Outrebounded its opponent	.....	1-3 17-15
Get outrebounded	.....	0-6 15-46
Rebounds are even	.....	0-0 4-1
Shoot 50% or better	.....	1-0 16-8
Shoot 40% or better	.....	1-5 32-39
Shoot under 40%	.....	0-4 3-23
Shoot better FG% than opponent	.....	1-3 31-13
Shoot worse FG% than opponent	.....	0-6 5-49
Shoot same FG% as opponent	.....	0-0 0-0
Opponent shoots 50% or better	.....	0-1 5-26
Opponent shoots 40% or better	.....	1-7 23-57
Opponent shoots under 40%	.....	0-1 13-3
Shoot more free throws	.....	1-2 24-20
Shoot fewer free throws	.....	0-6 11-37
Shoot same no. of free throws	.....	0-1 1-5
Shoot at least 70% from the line	.....	1-4 25-31
Shoot at least 80% from the line	.....	1-1 14-15
Shoot at least 90% from the line	.....	0-0 3-4
Commit fewer turnovers	.....	1-3 15-14
Commit equal/more turnovers	.....	0-6 21-49
Committing fewer than 14 turnovers	.....	1-4 19-30
Committing 14+ turnovers	.....	0-5 17-32
Forcing fewer than 14 turnovers	.....	1-5 26-49
Forcing 14+ turnovers	.....	0-4 9-14
Credited with less than 14 assists	.....	0-5 4-35
Credited with 14+ assists	.....	1-4 32-27
Making fewer than 10 steals	.....	0-7 34-58
Making 10+ steals	.....	1-2 2-4
Blocking fewer than 5 shots	.....	0-8 19-54
Blocking 5+ shots	.....	1-1 17-8
Game is decided by 3 points or fewer	.....	0-4 7-12
Game is decided by 9 points or fewer	.....	0-6 17-29
Game is decided by 10+ points	.....	1-3 17-33
CU places 3+ in double figures	.....	1-3 24-29
CU places 4+ in double figures	.....	1-1 14-10
CU places 5+ in double figures	.....	0-0 3-2
Winning the opening tip	.....	1-2 20-15
Overtime	.....	0-1 3-6
Outscore opponents' bench	.....	0-6 22-47
Television games	.....	0-1 5-26
America East Conference	.....	1-1 3-5
American Athletic Conference (AAC)	.....	0-1 0-4
Atlantic 10 Conference (A-10)	.....	0-0 1-0
Atlantic Coast Conference (ACC)	.....	0-0 0-4
Atlantic Sun Conference	.....	0-1 1-1
Big East Conference	.....	0-1 0-1
Big South Conference	.....	0-0 2-0
Big Ten Conference	.....	0-0 0-0
Colonial Athletic Association (CAA)	.....	0-0 2-3
Metro Atlantic Athletic Conference (MAAC)	.....	0-0 0-4
Mid-American Conference (MAC)	.....	0-0 1-1
Mid-Eastern Athletic Conference (MEAC)	.....	0-1 0-1
Mountain West Conference (MWC)	.....	0-0 0-1
Northeast Conference (NEC)	.....	0-1 0-2
Ohio Valley Conference (OVC)	.....	0-0 1-0
Pacific 12 (Pac-12)	.....	0-0 0-1
Patriot League	.....	0-3 4-6
Southeast Conference (SEC)	.....	0-0 0-1
Sun Belt	.....	0-0 0-1
Independent	.....	0-0 0-0
Non-Division I	.....	0-0 4-0



**Hartford 80,  
Cornell 76  
Dec. 22, 2019  
West Hartford, Conn.**

**LAST TIME OUT**

• Junior Jimmy Boeheim scored 26 points, but Hartford's six double figure scorers helped the Hawks rally past the Big Red 80-76 at Chase Arena.

• Boeheim hit 10-of-22 shots from the floor, including four 3-pointers, and added three rebounds and three assists to lead Cornell, who built a 15-point advantage in the second half and led for more than 36 minutes in the game.

• Terrance McBride notched 14 points, six rebounds, four assists and two steals and Jordan Jones chipped in 10 points and seven rebounds.

• Josh Warren scored eight points with six rebounds and four assists, Dean Noll had seven points, four rebounds and two helpers and Kobe Dickson added six points, five rebounds, three steals, two assists and a blocked shot in 20 energy-filled minutes.

• Bryan Knapp rounded out the iron seven with five points and two assists.

• Cornell held a 38-30 edge on the backboards and handed out 18 assists on its 30 baskets.

• Traci Carter had 21 points, four rebounds, four assists and four steals while making 5-of-6 3-pointers to lead the Hawks, while both Miroslav Staff and Malik Ellison had 14 points apiece.

**ABOUT PENN STATE:**

• Penn State is 10-2 overall and ranked No. 20/21 in the national polls while riding a three-game win streak.

• The Nittany Lions are a perfect 10-0 at home with victories over a top 10 Ohio State team, as well as Wake Forest, Alabama, Yale and Bucknell.

• Three players average double figures with two more posting 9.0 points or better, with Lamar Stevens (16.2 ppg., 7.6 rpg., 2.6 apg., 1.5 spg., 1.3 bpg.) leading the way.

• Myreon Jones (14.2 ppg., 3.1 rpg., 3.3 apg., 1.3 spg.) and Mike Watkins (10.5 ppg., 9.3 rpg., 3.8 bpg., 1.0 spg.) are also posting double figures.

• Guard Izaiah Brockington, a St. Bonaventure transfer, is posting 9.8 ppg. off the bench.

• Penn State has hung its hat on a defense allowing opponents to shoot just 38 percent from the floor while averaging 66.5 points per outing while turning foes over nearly 16 times per game.

• The Nittany Lions are ranked for the first time since 1996 when Cornell head coach Brian Earl's brother, Dan, starred at Penn State on a team that went 21-7 overall and finished second in the Big Ten.

• Head coach Patrick Chambers ranks in the top five all-time in Penn State history in victories (137) and guided the program to the 2018 NIT Championship.

**NOTES FROM THE HARTFORD GAME:**

• Terrance McBride tied his career high of six rebounds for the second consecutive game and posted his fifth contest with multiple steals.

• Kobe Dickson posted career highs in rebounds (five) and assists (two) and notched his first three career steals and blocked his first shot.

• Jordan Jones notched a career high seven rebounds and posted his fourth double figure scoring game.

• It was Jimmy Boeheim's fourth game of at least 25 points this season and his sixth 20-point game in 2019.

• Cornell played just seven players, the fewest the Big Red has played in a game since prior to 2000.

• The Big Red's 18 assists are second to the 20 it posted in the opener against Binghamton.

• Cornell has outrebounded opponents in three of the last five games by at least eight boards.

• Opponents have hit on a higher percentage from 3-point range than the Big Red in all 10 games, while Cornell has hit from a higher clip from the free-throw line in eight of 10 contests.

**CORNELL V. RANKED OPPONENTS:**

• Cornell is 6-74 all-time against top 25 foes (one forfeit win) and has lost 10 straight.

• The Big Red has played a vast majority of those games on the road, going 2-56 with two additional wins

**LAST TIME VS. PENN STATE**

• Penn State took its first lead since 4-2 in the game's final tenths of a second and knocked off Cornell 72-71 at TD Arena in a consolation game of the 2014 Gildan Charleston Classic.

• DJ Newbill scored after Cornell turned the ball over on an inbounds play with 4.8 seconds to play.

• A Big Red player attempting to catch the inbounds pass was knocked to the ground and it was picked up by Penn State.

• Newbill, the second-leading scorer in the Big Ten, drove the left baseline and was able to power a layup over a Big Red defender.

• The play was reviewed, but the shot counted and sent Penn State off with the win.

• Senior Galal Cancer and sophomore Robert Hatter each scored 17 points for the Big Red, with Cancer going a perfect 12-for-12 from the free-throw line.

• Newbill scored 26 points, including the game-winner, and was credited with six rebounds and four steals.



**Penn State 72,  
Cornell 71  
Nov. 21, 2014  
Charleston, S.C.**

**SEASON & CAREER TOTALS**

**Games With 10+ Points...2019-20 Career**

Jimmy Boeheim	.....	9	26
Terrance McBride	.....	6	11
Jordan Jones	.....	4	4
Josh Warren	.....	3	25
Thurston McCarty	.....	3	4
Dean Noll	.....	1	1
Riley Voss	.....	0	2
Bryan Knapp	.....	0	1

**Games With 20+ Points...2019-20 Career**

Jimmy Boeheim	.....	6	12
Josh Warren	.....	0	1

**Games With 30+ Points...2019-20 Career**

Jimmy Boeheim	.....	0	1
---------------	-------	---	---

**Games With 10+ Rebounds...2019-20 Career**

Josh Warren	.....	2	3
Jimmy Boeheim	.....	2	2

**Games With 10+ Assists...2019-20 Career**

Terrance McBride	.....	1	1
Dean Noll	.....	1	1

**Games With 3+ Blocks...2019-20 Career**

Thurston McCarty	.....	1	2
Josh Warren	.....	0	3

**Games With 5+ 3-PT FGs...2019-20 Career**

Double-Doubles	.....	2019-20	Career
Josh Warren	.....	2	3
Jimmy Boeheim	.....	2	2

**Dunks...2019-20 Career**

Jimmy Boeheim	.....	3	3
Josh Warren	.....	3	7
Thurston McCarty	.....	2	2
Kobe Dickson	.....	1	2

**Games leading Cornell in scoring in 2019-20\* ...**

Jimmy Boeheim (7), Terrance McBride (2), Josh Warren (1).
---

**Games leading Cornell in rebounding in 2019-20\* ...**

Josh Warren (4), Jimmy Boeheim (3), Jordan Jones (2), Thurston McCarty (1), Dean Noll (1).
--

**Games leading Cornell in assists in 2019-20\* ...**

Josh Warren (5), Terrance McBride (4), Jimmy Boeheim (3), Bryan Knapp (1), Riley Voss (1).
--

**Games leading Cornell in steals in 2019-20\* ...**

Terrance McBride (5), Bryan Knapp (4), Dean Noll (4), Jordan Jones (3), Jimmy Boeheim (2), Riley Voss (2), Kobe Dickson (1), Greg Dolan (1), Matt Harshany (1).
---

**Games leading Cornell in blocks in 2019-20\* ...**

Josh Warren (5), Thurston McCarty (2), Riley Voss (2), Jimmy Boeheim (1), Kobe Dickson (1), Marcus Filien (1), Jordan Jones (1).
--

**First sub in\* ...**

Jordan Jones (4), Dean Noll (4), Riley Voss (3), Kobe Dickson (2).
--

**Consecutive Starts ...**

Jimmy Boeheim (11), Terrance McBride (11), Josh Warren (11), Bryan Knapp (10), Jordan Jones (4).
--

**Consecutive Games Played ...**

Josh Warren (97), Jimmy Boeheim (61), Terrance McBride (58), Bryan Knapp (34), Kobe Dickson (12), Dean Noll (12), Jordan Jones (10).
--

\* In case of a tie, all players are credited with the game-high.

on neutral courts.

- Its last win over a ranked opponent on the road came at No. 17 Syracuse, 60-54, on Dec. 14, 1957.
- Cornell's last win over a top 25 team came on March 21, 2010 when it defeated No. 16 Wisconsin 87-69 two days after topping No. 12 Temple 78-65 in the first two rounds of the 2010 NCAA Tournament in Jacksonville, Fla.
- The Big Red's highest ranked win in school history came on Feb. 18, 1967 when Blaine Aston hit a 17-foot jumper with three seconds to play to stun No. 3 Princeton and Bill Bradley, 70-69.
- Cornell is 0-3 all-time against the No. 20 team in the AP poll, falling at Dartmouth (58-48) in 1958, at Penn (83-64) in 1975 and at Wisconsin (73-40) in 2012.

#### MORGAN JOINS THE TORONTO RAPTORS ORGANIZATION:

- Senior Matt Morgan '19 signed a contract with defending NBA Champion Toronto Raptors on Oct. 17.
- He has been assigned to the Raptors 905 of the NBA G League.
- Cornell's all-time leading scorer who ranks No. 2 in Ivy League history, Morgan graduated with career records for points scored (2,333), scoring average (20.5 ppg.), field goals made (743), field goals attempted (1,580) and free throws made (513), season records for points scored (687 in 2018-19) and 3-pointers made per game (3.32 in 2018-19), and game records for 3-pointers in a game (9, twice).
- In addition, he ranks in the top 10 in career 3-pointers made (second, 334), games started (second, 112), minutes played (third, 3,705), games played (third, 113), free-throw percentage (fourth, .834) and assists (eighth, 296) and just outside the top 10 in steals (12th, 126).
- Morgan is attempting to become the first Cornellian to play in the NBA since Jeff Foote '10 for the New Orleans Hornets in March 2012.
- In his first game with the 905 on Nov. 10, Morgan had 11 points (4-of-10 shooting, 2-of-7 from 3-point range) to go along with six assists, three rebounds, a block and a steal in 29 minutes during a 109-94 loss to the Grand Rapids Drive.
- He is averaging 7.7 points, 2.2 assists, 1.9 rebounds and 1.1 steals per game in 15 contests.

#### NOTES TO KNOW:

- Over the last three seasons, Cornell is 17-10 at home (.630).
- Cornell was 6-0 last season and 13-3 in four years under head coach Brian Earl when holding opponents under 40 percent shooting and were 10-2 in 2018-19 and 31-13 overall when outshooting its foe.
- Cornell has hit a 3-pointer in 870 consecutive games (11th-longest streak in Division I) dating back to a contest against Denison in the 1988-89 season opener (0-for-2). Since the 3-point shot came into effect in NCAA play during the 1986-87 season, the Big Red has hit at least one shot behind the arc in 916 of 920 games (5,986 3-pointers over that span).
- The November 5 date vs. Binghamton was the earliest start to a Cornell men's basketball season in the school's 121 seasons.
- Cornell had 20 assists and just six turnovers in the win over Binghamton, just the 13th time since 1976 that Cornell had 20 or more assists and single-digit turnovers in a game.
- Cornell dropped consecutive one-point games to Bryant (82-81) and NJIT (59-58), the first time since December 1942 when the Big Red dropped games on the road to Rochester (36-35) and Seton Hall (29-28) on December 19-21.

#### MISCELLANEOUS NOTES:

- This year marks the 10th anniversary of Cornell's 2009-10 NCAA Sweet 16 team with a reunion planned the weekend of February 7-8.
- The 1987-88 squad that won an Ivy title will also return to campus that weekend to be honored for their achievements.
- Brian Earl and his brother Dan (VMI) one of four active sets of brothers directing Division I programs, joining Bobby (Arizona State) and Danny (Connecticut) Hurley; Joe (Yale) and James (Boston University) Jones; and Sean (Arizona) and Archie (Indiana) Miller.
- Seventh-year assistant coach Jon Jaques was a starter and senior captain on the 2009-10 Cornell team that advanced to the NCAA Sweet 16.
- Cornell has played in 47 different states, as well as in Cuba, Puerto Rico, Australia, France and Spain. The only states the Big Red has not played in are Alaska, North Dakota and Mississippi.
- Junior Jimmy Boeheim is the oldest son of Syracuse head men's basketball coach and Naismith Hall of Famer Jim Boeheim.
- The Big Red ranks among the best according to the annual NCAA Division I Academic Progress Report (APR) for 2017-18 that was released this past May. The APR measures semester-by-semester records for every individual team in Division I with regard to each team members' continuing eligibility, retention and progress toward graduation. The NCAA "commends" teams that have APR scores in the top 10 percent

## FINAL FOUR KILLERS

Over the years, Cornell has defeated some of the most storied and well-known programs in NCAA history, including 35 programs that have reached the Final Four. Below is that list.

- |                |                  |                   |                    |
|----------------|------------------|-------------------|--------------------|
| • Arkansas     | • Illinois       | • Ohio State      | • Stanford         |
| • California   | • Kentucky       | • Penn            | • Syracuse         |
| • Cincinnati   | • La Salle       | • Penn State      | • Temple           |
| • CCNY         | • Loyola-Chicago | • Pittsburgh      | • Villanova        |
| • Connecticut  | • Massachusetts  | • Princeton       | • Wake Forest      |
| • Dartmouth    | • Michigan State | • Rutgers         | • West Virginia    |
| • George Mason | • Minnesota      | • St. Bonaventure | • Western Kentucky |
| • Georgetown   | • New York Univ. | • St. John's      | • Wisconsin        |
| • Holy Cross   | • Notre Dame     | • Saint Joseph's  |                    |

within their sport. Cornell has been recognized 10 times in the 14 years since the APR began, including seven consecutive.

- The Big Red's 17-man roster represents 11 states and the District of Columbia.
- Freshman Jordan Jones' father Max played in the NFL (Buffalo Bills) and the USFL (Birmingham Stallions), while his uncle Sean Jones played in the NFL with the Los Angeles Raiders, Houston Oilers and Green Bay Packers, winning a Super Bowl title in 1997 with the Packers and twice capturing All-Pro honors.
- Sophomore Dean Noll helped guide Shawnee HS (N.J.), the alma mater of Cornell head coach Brian Earl, to a state title as a senior, earning MVP honors for the championship game. He broke the school's single-season scoring record with 737 points - besting the previous mark of 675 set by Dan Earl, Brian's older brother.
- Junior Sarju Patel will sit out the 2019-20 season as a transfer after averaging 10.2 points, 3.6 rebounds, 1.2 assists and 0.9 steals per game at VMI under head coach Dan Earl.

#### CAPTAINS:

- A trio of first-year captains will lead the Big Red into the 2019-20 campaign.
- Senior Josh Warren and juniors Jimmy Boeheim and Terrance McBride will take the leadership mantle.

#### MILESTONE MARKER:

Jimmy Boeheim is ...

- 6 free throws from 100 for his career
- 7 points from 650 for his career
- 7 field goals from 250 for his career
- 25 rebounds from 250 for his career

Kobe Dickson is ...

- 12 rebounds from 50 for his career

Bryan Knapp is ...

- 2 rebounds away from 50 for his career
- 17 points away from 150 for his career

Terrance McBride is ...

- 2 steals away from 50 for his career
- 33 rebounds away from 200 for his career
- 35 points away from 400 for his career

Dean Noll is ...

- 9 rebounds away from 50 for his career

Josh Warren is ...

- 2 games played away from 100 for his career
- 3 blocks away from 50 for his career
- 16 rebounds away from 400 for his career
- 42 points away from 700 for his career



**Tuesday, Jan. 7**  
**Ithaca, N.Y.**  
**Newman Arena (4,473)**  
**7 p.m. | ESPN+**

#### UP NEXT: vs. SUNY Purchase

- Cornell will welcome Purchase College for the first time when the teams meet on Tuesday, Jan. 7 at 7 p.m. at Newman Arena in Ithaca.
- The contest will be broadcast on ESPN+.
- Cornell has almost annually played a non-Division I team, going 27-0 with an average margin of victory of more than 30 points per game in the last 27 seasons



# Ten Year Anniversary of the 2009-10 Sweet 16 Team

The Big Red reached new heights in 2009-10, winning the program's third straight Ivy League title en route to an Ivy League-record 29 wins and recording not only the program's first NCAA win, but a trip to the Sweet 16.

Cornell closed the season ranked No. 17 in the national rankings, a first in 59 years, and set an Ivy record for 3-pointers in a season (326). The team also set single-season school records in points (2,545), field goals (913), assists (543) and blocked shots (127).

The Big Red won the MSG Holiday Festival with a victory over St. John's, Cornell's first win over a Big East school since 1969 and captured a season-opening win at Alabama, the team's first win over a school from the Southeastern Conference since 1972.

Cornell shocked the college basketball world as a No. 12 seed, knocking out both fifth-seeded Temple and fourth-seeded Wisconsin by double figures to advance before losing to No. 1 seed Kentucky.

For his efforts, Steve Donahue was named the Clair Bee Coach of the Year and the NABC District Coach of the Year. Senior Ryan Wittman graduated as the school's all-time scoring leader and was named the unanimous Ivy League Player of the Year and an AP honorable mention All-American, while Jeff Foote was a first-team All-Ivy pick and the Ivy League Defensive Player of the Year. Louis Dale rounded out three Big Red players on the All-Ivy first team.

*"What this group accomplished is almost surreal, what's gone on the last two weeks," coach Steve Donahue said. "I've been in this league for 20 years and I have had three NBA players on one team that didn't accomplish nearly what this team accomplished. I know it sounds corny, but they love each other more than any other team in this tournament, in my opinion."*

*If the Big Red's season was going to end with a loss, and it always was going to, there was no better environment for it than Thursday's. Of the 22,000-plus on hand at the Carrier Dome, a vast majority wore red. Unlike the team's games in Jacksonville, when TV broadcasts made the crowd sound louder than it actually was, CBS' telecast did no justice to the noise levels on 900 Irving Avenue in Syracuse.*

*Cornell's contingent waited in a rain-soaked line for up to two hours for a chance to get in, and the ticket requests were overwhelming at the will call window. It could have filled Newman Arena four times over.*

*They shook the building when Cornell came out for warmups, thundered again when it opened a 10-2 lead and, just after midnight, stayed long enough to honor the Big Red's unprecedented body of work with a standing ovation.*

*Then Cornell made more history, beating Temple and Wisconsin in the NCAA tournament, endearing itself to fans everywhere and becoming the No. 1 storyline in college basketball. Its open media session in Cornell's locker room at the Carrier Dome was so overcrowded that players spilled out into adjacent hallways to give answers.*

*It's rare in sports to see a team achieve a high level of success without a corresponding rise in ego. This group managed to do that.*

**Brian Delaney, The Ithaca Journal**

## 2009-10 Schedule & Results

Date	Opponent	W/L	Score	Attend
11/14/09	at Alabama	W	71-67	10135
^ 11/18/09	at Massachusetts	W	74-61	3482
11/20/09	SETON HALL	L	79-89	4473
11/24/09	at #9/10 Syracuse	L	73-88	18238
# 11/27/09	vs Toledo	W	78-60	1347
# 11/28/09	vs Vermont	W	67-59	1206
# 11/29/09	at Drexel	W	61-54	1033
12/2/09	at Bucknell	W-OT	104-98	2105
12/6/09	SAINT JOSEPH'S	W	78-66	3132
% 12/20/09	vs Davidson	W-OT	91-88	5780
% 12/21/09	at St. John's	W	71-66	5210
12/29/09	at La Salle	W	78-75	2553
12/31/09	PENN STATE BEHREND	W	73-49	2218
1/2/10	BRYANT	W	75-49	1962
1/6/10	at #1/1 Kansas	L	66-71	16300
1/8/10	at South Dakota	W	71-65	2116
1/11/10	CLARKSON	W	82-37	2421
* 1/16/10	COLUMBIA	W	74-53	4132
* 1/23/10	at Columbia	W	77-51	2974
* 1/29/10	DARTMOUTH	W	71-37	3871
* 1/30/10	HARVARD	W	86-50	4473
* 2/5/10	YALE	W	90-71	4255
* 2/6/10	BROWN	W	74-60	4014
* 2/12/10	at Penn	L	64-79	4332
* 2/13/10	at Princeton	W	48-45	5775
* 2/19/10	at Harvard	W	79-70	2195
* 2/20/10	at Dartmouth	W	88-70	877
* 2/26/10	PRINCETON	W	50-47	4473
* 2/27/10	PENN	W	68-48	4473
* 3/5/10	at Brown	W	95-76	1976
* 3/6/10	at Yale	W	79-59	2381
\$ 3/19/10	vs #12/13 Temple	W	78-65	10657
@ 3/21/10	vs #16/19 Wisconsin	W	87-69	12547
@ 3/25/10	vs #2/2 Kentucky	L	45-62	22271

^ - 2009 Legends Classic (campus sites); # - 2009 Legends Classic (Philadelphia, Pa.); % - MSG Holiday Festival (New York, N.Y.); \$ - NCAA First and Second Rounds (Jacksonville, Fla.); @ - NCAA Regional Semifinal (Syracuse, N.Y.); \* - Ivy League game

## 2009-10 Statistics

No. Player	GP	-GS	TOTAL				3-PTS			REBOUNDS							PF	FO	A	TO	Blk	Stl	Pts	Avg	
			Min	-Avg	FG	-FGA	Pct	3FG	-FGA	Pct	FT	-FTA	Pct	Off	Def	Tot									Avg
20 Ryan Wittman	34	-34	1154	-33.9	208	-439	.474	109	-256	.426	71	-86	.826	17	118	135	4.0	63	0	62	57	13	36	596	17.5
12 Louis Dale	31	-30	881	-28.4	144	-307	.469	50	-128	.391	58	-68	.853	19	71	90	2.9	73	3	146	68	3	42	396	12.8
1 Jeff Foote	34	-34	950	-27.9	165	-264	.625	0	0	.000	87	-148	.588	77	197	274	8.1	81	3	79	84	65	18	417	12.3
3 Chris Wroblewski	34	-33	1006	-29.6	97	-219	.443	54	-119	.454	55	-63	.873	10	82	92	2.7	62	0	106	63	1	30	303	8.9
25 Jon Jaques	31	-23	525	-16.9	73	-146	.500	42	-93	.452	21	-26	.808	26	56	82	2.6	68	1	24	27	3	32	209	6.7
15 Geoff Reeves	34	-5	612	-18.0	58	-120	.483	39	-87	.448	13	-15	.867	19	24	43	1.3	42	1	31	20	5	25	168	4.9
5 Errick Peck	31	0	228	-7.4	38	-97	.392	6	-18	.333	20	-27	.741	25	20	45	1.5	33	0	12	16	6	6	102	3.3
11 Max Groebe	27	0	156	-5.8	26	-57	.456	23	-41	.561	5	-8	.625	0	14	14	0.5	13	0	7	3	1	2	80	3.0
33 Alex Tyler	26	-6	277	-10.7	24	-69	.348	0	0	.000	23	-29	.793	18	21	39	1.5	41	0	12	18	14	7	71	2.7
42 Mark Coury	34	-1	377	-11.1	36	-68	.529	0	0	.000	10	-15	.667	27	54	81	2.4	36	0	20	10	9	14	82	2.4
24 Adam Wire	34	-2	397	-11.7	23	-41	.561	0	0	.000	18	-30	.600	35	52	87	2.6	65	2	25	16	1	25	64	1.9
13 Andre Wilkins	17	-1	62	-3.6	7	-21	.333	0	-1	.000	2	-4	.500	4	6	10	0.6	4	0	1	9	2	5	16	0.9
21 Peter McMillan	7	0	24	-3.4	2	-6	.333	2	-4	.500	0	0	.000	1	6	7	1.0	0	0	2	1	1	0	6	0.9
34 Josh Figini	10	0	28	-2.8	2	-10	.200	0	-8	.000	3	-3	1.000	2	6	8	0.8	2	0	1	4	1	0	7	0.7
4 Aaron Osgood	15	-0	30	-2.0	4	-6	.667	0	0	.000	2	-4	.500	5	9	14	0.9	2	0	3	3	0	0	10	0.7
22 Miles Asafo-Adjei	20	0	71	-3.6	4	-15	.267	1	-3	.333	0	-4	.000	2	6	8	0.4	7	0	10	5	0	1	9	0.5
40 Pete Reynolds	17	-1	36	-2.1	2	-5	.400	0	-2	.000	2	-3	.667	0	2	2	0.1	6	0	1	2	2	0	6	0.4
55 Eitan Chemerinski	10	0	27	-2.7	0	-3	.000	0	0	.000	3	-5	.600	4	4	8	0.8	0	0	1	1	0	0	3	0.3
23 Johnathan Gray	4	0	9	-2.3	0	-2	.000	0	0	.000	0	0	.000	0	2	2	0.5	0	0	0	3	0	0	0	0.0
TEAM														58	46	104	3.1				4				
Cornell Totals	34		6850	-40.2	913	-1895	.482	326	-760	.429	393	-538	.730	349	796	1145	33.7	598	10	543	414	127	243	2545	74.9
Opponent Totals	34		6850	-40.2	745	-1778	.419	197	-579	.340	467	-658	.710	332	707	1039	30.6	561	-	391	462	97	217	2154	63.4



## Brian Earl

THE ROBERT E. GALLAGHER '44 HEAD COACH

- Brian Earl is in his fourth season as the Robert E. Gallagher '44 Head Coach of Cornell Men's Basketball.
- Became Cornell's 22nd head coach in April of 2016.
- Earl helped his alma mater, Princeton, return to national prominence during nine seasons as an assistant and associate head coach.
- The Tigers had posted a 143-69 overall record

and a 72-26 record in Ancient Eight games since 2009-10, never finishing lower than third place and winning 20 or more games five times.

• His Ivy League peers voted him as the league's top assistant coach in a November 2010 FoxSports.com poll, earning the recognition prior to a 2011 season in which Princeton won the Ivy League title and returned to the NCAA Tournament.

### THE EARL FILE

#### PERSONAL

Family: wife Jennifer, sons Dylan (6), Owen (4) and Cooper (3).

#### EDUCATION

Princeton University, 1999 (B.A. in Economics)

#### PLAYING EXPERIENCE

Princeton University (Ivy League)

- 1999 Ivy League Player of the Year.
- Scored 1,428 career points.
- Played in 95 wins, an Ivy League record.

Atlantic City Seagulls (USBL) - 1999

Harrisburg Horizon (EBA) - 2000

Manchester Giants (England) 2001

ETB Wohnbau Baskets Essen (Germany) 2001

#### ASSISTANT COACHING EXPERIENCE

Year	School	Record	Conference	Postseason
2007-08	Princeton (Ivy)	6-23	3-11 (t-6th)	
2008-09	Princeton (Ivy)	13-14	8-6 (t-2nd)	
2009-10	Princeton (Ivy)	22-9	11-3 (2nd)	CBI Semifinals
2010-11	Princeton (Ivy)	25-7	12-2 (t-1st)	NCAA First Round
2011-12	Princeton (Ivy)	20-12	10-4 (3rd)	CBI Quarterfinals
2012-13	Princeton (Ivy)	17-11	10-4 (2nd)	
2013-14	Princeton (Ivy)	21-9	8-6 (t-3rd)	CBI Quarterfinals
2014-15	Princeton (Ivy)	16-14	9-5 (3rd)	
2015-16	Princeton (Ivy)	22-7	12-2 (2nd)	NIT First Round
<b>Totals</b>		<b>162-106</b>	<b>83-43 Ivy</b>	

#### HEAD COACHING EXPERIENCE

Year	School	Record	Conference	Postseason
2016-17	Cornell (Ivy)	8-21	4-10 (t-6th)	
2017-18	Cornell (Ivy)	12-16	6-8 (4th)	Ivy Tournament Semifinals
2018-19	Cornell (Ivy)	15-16	7-7	CIT First Round
2019-20	Cornell (Ivy)	1-9		
<b>Totals</b>		<b>36-62</b>	<b>17-25</b>	

## Quick Facts

### GENERAL INFORMATION

Location:	Ithaca, N.Y. 14853
Founded:	1865
Enrollment (undergraduate):	15,100
Nickname:	The Big Red
School Colors:	Carnelian Red and White
Home Court:	Newman Arena (4,473)
Affiliation:	NCAA Division I
Conference:	The Ivy League
President:	Martha E. Pollack
Athletic Director:	J. Andrew Noel Jr.

### 2018-19 MEN'S BASKETBALL COACHING STAFF

Head Coach:	Brian Earl (Princeton '99)
Assistant Coaches:	Jon Jaques (Cornell '10)
	Alex Mumphard (Greenville '14)
	Clay Wilson (Princeton '15)
Director of Basketball Ops:	Kieran Hurley (Cornell '17)
Athletic Trainer:	Casey Williamson
Strength & Conditioning Coach:	Jay Andress, Erika Rogan

### 2019-20 MEN'S BASKETBALL INFORMATION

2019-20 Captains:	Jimmy Boenheim, Terrance McBride, Josh Warren
2018-19 Record:	15-16
Home/Away/Neutral:	9-4/6-12/0-0
2018-19 Ivy Record/Finish:	7-7 (t-4th)
Home/Away:	5-2/2-5
Letter Winners Returning/Lost:	5/6
Starters Returning/Lost:	2/3
Roster Breakdown (Sr./Jr./So./Fr.):	4/5/4/4

### HISTORICAL MEN'S BASKETBALL INFORMATION

First Year of Men's Basketball:	1898-99
Overall All-Time Record:	1,270-1,449 (.467)
Overall Ivy League Record:	377-503 (.428)
Overall Record at Newman Arena:	210-160 (.568)
Ivy League Championships:	4 (1988, 2008, 2009, 2010)
First-Team All-Ivy Selections	31
All-Americans:	8

### FOLLOWING BIG RED MEN'S BASKETBALL

Website	www.CornellBigRed.com
Facebook	www.Facebook.com/cornellathletics
Twitter	www.Twitter.com/CUBigRedHoops
YouTube	www.Youtube.com/cornellathletics
Live Stats (Home)	www.sidearmstats.com/cornell/mbball
Live Video (Home)	www.IvyLeagueDigitalNetwork.com

### CORNELL ATHLETIC COMMUNICATIONS

Director (MBKB Contact)	Jeremy Hartigan
E-mail	jh295@cornell.edu
Office Phone	(607) 255-9788
Cell Phone	(607) 351-1675
Assistant Director	Brandon Thomas
Assistant Director	Lauren Simpson
Assistant Director	Austin Overmann
Digital Content & Strategic Comm. Specialist	Eldon Lindsay
Multimedia Coordinator	Casey Mae Filiaci
Dir. of Multimedia, Production & Web Comm.	John Lukach
Assistant Director - Video	John Enright

### PRACTICE INTERVIEWS/COVERAGE

All interviews with Coach Brian Earl and players must be requested in advance through the Athletic Communications Office. The coach and players are available for interviews before practices by appointment only, so as not to interfere with academic or practice schedules.

### POSTGAME INTERVIEWS

Coach Brian Earl and selected players will be available after the required 10-minute "cooling-off" period after each game. The Big Red locker room is closed.

### RECORD BOOK

For Cornell men's basketball historical information, including year by year results, records and honors, [click here](#).

### IVY LEAGUE STANDINGS

School	Ivy			Overall	
	W - L	Pct.	W - L	Pct.	
Yale	0-0	.000	10-3	.769	
Harvard	0-0	.000	8-4	.667	
Penn	0-0	.000	5-4	.556	
Dartmouth	0-0	.000	7-6	.538	
Brown	0-0	.000	5-5	.500	
Princeton	0-0	.000	3-8	.273	
Columbia	0-0	.000	3-9	.250	
<b>Cornell</b>	<b>0-0</b>	<b>.000</b>	<b>1-9</b>	<b>.100</b>	

### COMPOSITE SCHEDULE

#### MONDAY, DECEMBER 9

Duquesne 90, Columbia 54

#### TUESDAY, DECEMBER 10

St. John's 82, Brown 71  
Monmouth 67, Princeton 66

#### WEDNESDAY, DECEMBER 11

Colgate 66, Cornell 58  
Yale 83, UMass 80 (OT)  
Dartmouth 77, Maine 44

#### SATURDAY, DECEMBER 14

Princeton 80, Fairleigh Dickinson 65  
Boston University 78, Dartmouth 76

#### TUESDAY, DECEMBER 17

Princeton 90, Iona 86 (OT)

#### WEDNESDAY, DECEMBER 18

Dartmouth 76, Central Connecticut St. 60

#### THURSDAY, DECEMBER 19

Hofstra 87, Princeton 72

#### SATURDAY, DECEMBER 21

Bryant 64, Dartmouth 60  
Harvard 88, George Washington 75  
Penn 105, Widener 57

#### SUNDAY, DECEMBER 22

Colgate 89, Columbia 71  
Harvard 60, Howard 55  
Hartford 80, Cornell 76  
Yale 54, Clemson 45

#### SATURDAY, DECEMBER 28

Brown at Duke, 11:30 a.m.  
Marist at Columbia, 2 p.m.

#### SUNDAY, DECEMBER 29

Penn State at Cornell, 12 p.m.  
Lehigh at Princeton, 4 p.m.  
Harvard at California, 6 p.m.

#### MONDAY, DECEMBER 30

Harvard at San Francisco, TBA  
Dartmouth at New Hampshire, 2 p.m.  
Penn at Howard, 7 p.m.  
Albany at Columbia, 7 p.m.  
Yale at North Carolina, 7 p.m.

### IN-SEASON BIRTHDAYS

Nov. 11	Riley Voss (21)
Nov. 27	Thurston McCarty (22)
Dec. 2	Greg Dolan (20)
Feb. 2	Chaz Mack (24)
March 23	Noah Gear (21)

## 2019-20 CORNELL MEN'S BASKETBALL SEASON STATISTICS (1-9)

No. Player	GP	-GS	TOTAL			3-PTS			REBOUNDS																
			Min	-Avg	FG -FGA	Pct	3FG -FGA	Pct	FT -FTA	Pct	Off	Def	Tot	Avg	PF	FO	A	TO	Blk	Stl	Pts	Avg			
3 Jimmy Boeheim	10	-10	336	-33.6	72	-163	.442	16	-59	.271	33	-42	.786	18	44	62	6.2	9	0	23	20	3	8	193	19.3
11 Terrance McBride	10	-10	320	-32.0	40	-86	.465	8	-29	.276	15	-20	.750	13	25	38	3.8	21	0	29	17	1	15	103	10.3
23 Jordan Jones	10	-4	208	-20.8	28	-74	.378	15	-51	.294	10	-12	.833	9	24	33	3.3	22	1	5	5	1	7	81	8.1
22 Josh Warren	10	-10	283	-28.3	28	-57	.491	2	-17	.118	22	-35	.629	14	46	60	6.0	29	0	39	33	7	4	80	8.0
13 Thurston McCarty	9	-6	181	-20.1	16	-46	.348	8	-28	.286	9	-13	.692	6	16	22	2.4	17	0	2	3	5	1	49	5.4
25 Dean Noll	10	-0	192	-19.2	16	-54	.296	6	-28	.214	11	-12	.917	11	21	32	3.2	15	0	14	10	1	11	49	4.9
5 Bryan Knapp	10	-10	247	-24.7	18	-47	.383	4	-14	.286	4	-4	1.000	4	19	23	2.3	12	0	12	14	1	8	44	4.4
12 Kobe Dickson	10	-0	108	-10.8	10	-22	.455	0	-2	.000	3	-6	.500	12	10	22	2.2	14	0	5	0	1	3	23	2.3
21 Riley Voss	9	-0	96	-10.7	7	-21	.333	3	-13	.231	0	-0	.000	5	12	17	1.9	13	0	6	5	2	7	17	1.9
4 Greg Dolan	5	-0	30	-6.0	3	-8	.375	2	-4	.500	0	-0	.000	0	3	3	0.6	1	0	4	2	0	2	8	1.6
2 Marcus Filien	3	-0	14	-4.7	1	-3	.333	1	-2	.500	0	-0	.000	0	2	2	0.7	0	0	0	0	1	0	3	1.0
1 Matt Harshany	1	-0	1	-1.0	0	-0	.000	0	-0	.000	0	-0	.000	0	0	0	0.0	0	0	1	1	0	2	0	0.0
10 Chuks Uzoka	1	-0	2	-2.0	0	-0	.000	0	-0	.000	0	-0	.000	0	0	0	0.0	0	0	0	0	0	0	0	0.0
20 Chaz Mack	4	-0	4	-1.0	0	-0	.000	0	-0	.000	0	-2	.000	0	1	1	0.3	0	0	0	0	0	0	0	0.0
24 Max Samberg	2	-0	3	-1.5	0	-0	.000	0	-0	.000	0	-0	.000	0	0	0	0.0	1	0	0	2	0	0	0	0.0
TEAM														16	16	32	3.2				8				
<b>Cornell Totals</b>	<b>10</b>		<b>2025</b>	<b>-40.5</b>	<b>239</b>	<b>-581</b>	<b>.411</b>	<b>65</b>	<b>-247</b>	<b>.263</b>	<b>107</b>	<b>-146</b>	<b>.733</b>	<b>108</b>	<b>239</b>	<b>347</b>	<b>34.7</b>	<b>154</b>	<b>1</b>	<b>140</b>	<b>120</b>	<b>23</b>	<b>68</b>	<b>650</b>	<b>65.0</b>
<b>Opponent Totals</b>	<b>10</b>		<b>2025</b>	<b>-40.5</b>	<b>252</b>	<b>-570</b>	<b>.442</b>	<b>85</b>	<b>-230</b>	<b>.370</b>	<b>111</b>	<b>-164</b>	<b>.677</b>	<b>105</b>	<b>254</b>	<b>359</b>	<b>35.9</b>	<b>146</b>	<b>2</b>	<b>135</b>	<b>121</b>	<b>44</b>	<b>62</b>	<b>700</b>	<b>70.0</b>

Team Statistics	COR	OPP
<b>SCORING</b>	<b>650</b>	<b>700</b>
Points per game	65.0	70.0
Scoring margin	-5.0	-
<b>FIELD GOALS-ATT</b>	<b>239-581</b>	<b>252-570</b>
Field goal pct	.411	.442
<b>3 POINT FG-ATT</b>	<b>65-247</b>	<b>85-230</b>
3-point FG pct	.263	.370
3-pt FG made per game	6.5	8.5
<b>FREE THROWS-ATT</b>	<b>107-146</b>	<b>111-164</b>
Free throw pct	.733	.677
F-Throws made per game	10.7	11.1
<b>REBOUNDS</b>	<b>347</b>	<b>359</b>
Rebounds per game	34.7	35.9
Rebounding margin	-1.2	-
<b>ASSISTS</b>	<b>140</b>	<b>135</b>
Assists per game	14.0	13.5
<b>TURNOVERS</b>	<b>120</b>	<b>121</b>
Turnovers per game	12.0	12.1
Turnover margin	+0.1	-
Assist/turnover ratio	1.2	1.1
<b>STEALS</b>	<b>68</b>	<b>62</b>
Steals per game	6.8	6.2
<b>BLOCKS</b>	<b>23</b>	<b>44</b>
Blocks per game	2.3	4.4
<b>ATTENDANCE</b>	<b>2550</b>	<b>29246</b>
Home games-Avg/Game	3-850	7-4178
Neutral site-Avg/Game	-	0-0

Date	Opponent	W/L	Score	Attend
11/5/19	BINGHAMTON	W	84-64	1,282
11/10/19	at Bryant	L	81-82	1,182
11/13/19	NJIT	L	58-59	274
11/16/19	at DePaul	L	54-75	3,837
11/20/19	at Syracuse	L	53-72	21,123
11/23/19	at Coppin State	L-OT	66-68	762
11/26/19	at Navy	L	61-72	804
12/1/19	TOWSON	Canceled		
12/7/19	LAFAYETTE	L	59-62	994
12/11/19	at Colgate	L	58-66	876
12/22/19	at Hartford	L	76-80	662
12/29/19	at #23/24 Penn State			
1/7/20	SUNY PURCHASE			
1/18/20	at Columbia*			
1/25/20	COLUMBIA*			
1/31/20	at Brown*			
2/1/20	at Yale*			
2/7/20	PRINCETON*			
2/8/20	PENN*			
2/14/20	at Harvard*			
2/15/20	at Dartmouth*			
2/21/20	YALE*			
2/22/20	BROWN*			
2/28/20	DARTMOUTH*			
2/29/20	HARVARD*			
3/6/20	PENN*			
3/7/20	PRINCETON*			

SCORE BY PERIODS:	1st	2nd	OT	Total
Cornell	323	319	8	650
Opponents	335	355	10	700

\* - Ivy League game; & - Ivy League Men's Basketball Tournament (Cambridge, Mass.)

### 2019-20 Cornell High/Lows

Category	Team Highs	Team Lows	Individual Highs
POINTS	84 vs. Binghamton (11/5/19)	53 at Syracuse (11/20/19)	27, Jimmy Boeheim vs. Lafayette (12/7/19)
FIELD GOALS MADE	32 vs. Binghamton (11/5/19)	14 at Syracuse (11/20/19)	13, Jimmy Boeheim vs. Lafayette (12/7/19)
FIELD GOAL ATTEMPTS	79 at Coppin State (11/23/19)	40 at Syracuse (11/20/19)	22, done 2x, last at Hartford (12/22/19)
FIELD GOAL PERCENTAGE	.516 (32-62) vs. Binghamton (11/5/19)	.291 (23-79) at Coppin State (11/23/19)	.750 (6-8), Terrance McBride at DePaul (11/16/19)
3 PT FIELD GOALS MADE	11 at Bryant (11/10/19)	3, vs. Lafayette (12/7/19)	4, 3x, last Jimmy Boeheim at Hartford (12/22/19)
3 PT FG ATTEMPTS	34 at Coppin State (11/23/19)	16 at Colgate (12/11/19)	10, Jimmy Boeheim at Hartford (12/22/19)
3 PT FG PERCENTAGE	.423 (11-26) at Bryant (11/10/19)	.143 (3-21) vs. Lafayette (12/7/19)	.750 (3-4), Thurston McCarty vs. Binghamton (11/5/19)
FREE THROWS MADE	19 at Syracuse (11/20/19)	6, done three times	9, Jimmy Boeheim at Syracuse (11/20/19)
FREE THROW ATTEMPTS	25 at Syracuse (11/20/19)	6 at Colgate (12/11/19)	11, Jimmy Boeheim at Syracuse (11/20/19)
FREE THROW PERCENTAGE	1.000 (6-6) at Colgate (12/11/19)	.500 (6-12) at DePaul (11/16/19)	1.000 (8-8), Jimmy Boeheim at Navy (11/26/19)
REBOUNDS	54 at Coppin State (11/23/19)	24 at Syracuse (11/20/19)	17, Jimmy Boeheim at Coppin State (11/23/19)
ASSISTS	20 vs. Binghamton (11/5/19)	10 at DePaul (11/16/19), at Navy (11/26/19)	9, Josh Warren at Coppin State (11/23/19)
STEALS	14 at Coppin State (11/23/19)	0 at Colgate (12/11/19)	4, done two times
BLOCKED SHOTS	5 vs. Binghamton (11/5/19), at Bryant (11/10/19)	0 at DePaul (11/16/19)	3, Thurston McCarty vs. Binghamton (11/5/19)
TURNOVERS	17 at Coppin State (11/23/19)	3 vs. Lafayette (12/7/19)	5, 4x, last Terrance McBride at Hartford (12/22/19)
FOULS	19 at Navy (11/26/19), at Colgate (12/11/19)	13, done three times	—

### 2019-20 Opponent High/Lows

Category	Team Highs	Team Lows	Individual Highs
POINTS	82 at Bryant (11/10/19)	59 vs. NJIT (11/13/19)	24, done three times
FIELD GOALS MADE	29 at DePaul (11/16/19)	21 vs. Lafayette (12/7/19)	9, Paul Reed at DePaul (11/16/19)
FIELD GOAL ATTEMPTS	62 at Coppin State (11/23/19)	47 vs. Lafayette (12/7/19)	18, Buddy Boeheim at Syracuse (11/20/19)
FIELD GOAL PERCENTAGE	.500 (29-58) at DePaul (11/16/19)	.367 (22-60) vs. NJIT (11/13/19)	.750 (9-12), Paul Reed at DePaul (11/16/19)
3 PT FIELD GOALS MADE	15 at Bryant (11/10/19)	3 vs. NJIT (11/13/19)	5, done two times
3 PT FG ATTEMPTS	32 at Bryant (11/10/19)	12 vs. NJIT (11/13/19)	13, Buddy Boeheim at Syracuse (11/20/19)
3 PT FG PERCENTAGE	.542 (13-24) at Hartford (12/22/19)	.250 (3-12) vs. NJIT (11/13/19)	.833 (5-6), Traci Carter at Hartford (12/22/19)
FREE THROWS MADE	13, done three times	7 vs. Binghamton (11/5/19), at Coppin State (11/23/19)	7, Lukas Jarrett vs. Lafayette (12/7/19)
FREE THROW ATTEMPTS	23 at Bryant (11/10/19)	10 vs. Binghamton (11/5/19)	9, done two times
FREE THROW PERCENTAGE	1.000 (12-12) vs. NJIT (11/13/19)	.500 (7-14) at Coppin State (11/23/19)	1.000 (6-6), Kjell de Graaf vs. NJIT (11/13/19)
REBOUNDS	43 at Coppin State (11/23/19)	28 at Colgate (12/11/19)	19, Patrick Harding at Bryant (11/10/19)
ASSISTS	18 at Syracuse (11/20/19)	9 vs. NJIT (11/13/19)	7, Elijah Hughes at Syracuse (11/20/19)
STEALS	11 at Coppin State (11/23/19)	1 vs. Lafayette (12/7/19)	4, Traci Carter at Hartford (12/22/19)
BLOCKED SHOTS	9 at Colgate (12/11/19)	0 at Syracuse (11/20/19)	5, done two times
TURNOVERS	20 at Coppin State (11/23/19)	6 at Colgate (12/11/19)	5, done two times
FOULS	20 at Bryant (11/10/19)	12, done three times	—

### Home Games (1-2)

	GP	Min	-Avg	TOTAL			3-PTS			REBOUNDS			PF	FO	A	TO	Blk	Stl	Pts	Avg				
				FG	-FGA	Pct	3FG	-FGA	Pct	FT	-FTA	Pct	Off	Def	Tot	Avg								
Cornell Totals	3	600	-40.0	79	-181	.436	16	-70	.229	27	-36	.750	27	76	103	34.3	42	0	47	22	10	25	201	67.0
Opponent Totals	3	600	-40.0	67	-165	.406	19	-58	.328	32	-42	.762	26	78	104	34.7	43	0	35	36	11	11	185	61.7

### Road Games (0-7)

	GP	Min	-Avg	TOTAL			3-PTS			REBOUNDS			PF	FO	A	TO	Blk	Stl	Pts	Avg				
				FG	-FGA	Pct	3FG	-FGA	Pct	FT	-FTA	Pct	Off	Def	Tot	Avg								
Cornell Totals	7	1425	-40.7	160	-400	.400	49	-177	.277	80	-110	.727	81	163	244	34.9	112	1	93	98	13	43	449	64.1
Opponent Totals	7	1425	-40.7	185	-405	.457	66	-172	.384	79	-122	.648	79	176	255	36.4	103	2	100	85	33	51	515	73.6

### Neutral Games (0-0)

	GP	Min	-Avg	TOTAL			3-PTS			REBOUNDS			PF	FO	A	TO	Blk	Stl	Pts	Avg				
				FG	-FGA	Pct	3FG	-FGA	Pct	FT	-FTA	Pct	Off	Def	Tot	Avg								
Cornell Totals																								
Opponent Totals																								

### Games Won (1-0)

	GP	Min	-Avg	TOTAL			3-PTS			REBOUNDS			PF	FO	A	TO	Blk	Stl	Pts	Avg				
				FG	-FGA	Pct	3FG	-FGA	Pct	FT	-FTA	Pct	Off	Def	Tot	Avg								
Cornell Totals	1	200	-40.0	32	-62	.516	7	-21	.333	13	-15	.867	10	28	38	38.0	15	0	20	6	10	5	84	84.0
Opponent Totals	1	200	-40.0	24	-58	.414	9	-25	.360	7	-10	.700	8	21	29	29.0	17	0	12	12	4	4	64	64.0

### Games Lost (0-9)

	GP	Min	-Avg	TOTAL			3-PTS			REBOUNDS			PF	FO	A	TO	Blk	Stl	Pts	Avg				
				FG	-FGA	Pct	3FG	-FGA	Pct	FT	-FTA	Pct	Off	Def	Tot	Avg								
Cornell Totals	9	1825	-40.6	207	-519	.399	58	-226	.257	94	-131	.718	98	211	309	34.3	139	1	120	114	18	58	566	62.9
Opponent Totals	9	1825	-40.6	228	-512	.445	76	-205	.371	104	-154	.675	97	233	330	36.7	129	2	123	109	40	58	636	70.7

### Non-League Games (1-9)

	GP	Min	-Avg	TOTAL			3-PTS			REBOUNDS			PF	FO	A	TO	Blk	Stl	Pts	Avg				
				FG	-FGA	Pct	3FG	-FGA	Pct	FT	-FTA	Pct	Off	Def	Tot	Avg								
Cornell Totals	10	2025	-40.5	239	-581	.411	65	-247	.263	107	-146	.733	108	239	347	34.7	154	1	140	120	23	68	650	65.0
Opponent Totals	10	2025	-40.5	252	-570	.442	85	-230	.370	111	-164	.677	105	254	359	35.9	146	2	135	121	44	62	700	70.0

## 2019-20 CORNELL MEN'S BASKETBALL GAME-BY-GAME STATISTICS

Opponent	Date	Score	W/L	TOTAL			3-PTRS			REBOUNDS			PF	A	TO	Blk	Stl	Pts			
				FG	-FGA	Pct	3FG	-3FGA	Pct	FT	-FTA	Pct							Off	Def	Tot
Cornell BINGHAMTON	11/5	84-64	W	32	-62	.516	7	-21	.333	13	-15	.867	10	28	38	15	20	6	5	10	84
				24	-58	.414	9	-25	.360	7	-10	.700	8	21	29	17	12	12	4	4	64
Cornell at Bryant	11/10	81-82	L	26	-58	.448	11	-26	.423	18	-23	.783	8	24	32	18	16	15	5	7	81
				27	-60	.450	15	-32	.469	13	-23	.565	13	28	41	20	16	17	2	10	82
Cornell NJIT	11/13	58-59	L	23	-56	.411	6	-28	.214	6	-9	.667	7	28	35	14	15	13	3	6	58
				22	-60	.367	3	-12	.250	12	-12	1.000	10	28	38	14	9	10	2	6	59
Cornell at DePaul	11/16	54-75	L	21	-57	.368	6	-27	.222	6	-12	.500	12	17	29	13	10	14	0	10	54
				29	-58	.500	6	-21	.286	11	-16	.688	14	28	42	15	15	14	7	10	75
Cornell at Syracuse	11/20	53-72	L	14	-40	.350	6	-27	.222	19	-25	.760	6	18	24	13	11	9	1	4	53
				25	-53	.472	10	-27	.370	12	-18	.667	12	23	35	16	18	7	0	2	72
Cornell at Coppin State	11/23	66-68	L-OT	23	-79	.291	7	-34	.206	13	-19	.684	26	28	54	14	16	17	1	14	66
				26	-62	.419	9	-26	.346	7	-14	.500	11	32	43	15	12	20	8	11	68
Cornell at Navy	11/26	61-72	L	22	-52	.423	7	-22	.318	10	-14	.714	8	21	29	19	10	12	2	2	61
				26	-53	.491	7	-21	.333	13	-20	.650	12	24	36	12	14	10	1	3	72
Cornell TOWSON	12/1	Cancelled																			
Cornell LAFAYETTE	12/7	59-62	L	24	-63	.381	3	-21	.143	8	-12	.667	10	20	30	13	12	3	2	9	59
				21	-47	.447	7	-21	.333	13	-20	.650	8	29	37	12	14	14	5	1	62
Cornell at Colgate	12/11	58-66	L	24	-53	.453	4	-16	.250	6	-6	1.000	8	30	38	19	12	15	3	0	58
				24	-59	.407	6	-21	.286	12	-15	.800	7	21	28	12	13	6	9	6	66
Cornell at Hartford	12/22	76-80	L	30	-61	.492	8	-25	.320	8	-11	.727	13	25	38	16	18	16	1	6	76
				28	-60	.467	13	-24	.542	11	-16	.688	10	20	30	13	12	11	6	9	80
Cornell at #23/24 Penn State	12/29																				
Cornell SUNY PURCHASE	1/7																				
Cornell at Columbia	1/18																				
Cornell COLUMBIA	1/25																				
Cornell at Brown	1/31																				
Cornell at Yale	2/1																				
Cornell PRINCETON	2/7																				
Cornell PENN	2/8																				
Cornell at Harvard	2/14																				
Cornell at Dartmouth	2/15																				
Cornell YALE	2/21																				
Cornell BROWN	2/22																				
Cornell DARTMOUTH	2/28																				
Cornell HARVARD	2/29																				
Cornell at Penn	3/6																				
Cornell at Princeton	3/7																				



## THE LAST TIME ...

### CORNELL INDIVIDUAL(S)

Had a triple double (2,719 games):	Never
Had a double-double (pts-rebs) (2 games):	Josh Warren (12 pts., 10 rebs.), at Colgate (12-11-19)
Had a double-double (pts-ast) (122 games):	Robert Hatter (15 pts., 11 ast.), vs. Binghamton (11-18-15)
Had a double-double (rebs-ast) (2,719 games):	Never
4+ players in double figures (9 games):	J.Boeheim (20), T.McCarty (17), J.Jones (14), T.McBride (13) at Bryant (11-10-19)
5+ players in double figures (43 games):	M. Morgan (16), J.Gordon (16), S.Julian (11), J.Warren (11) S.Gettings (10), at Dartmouth (3-3-18)
6+ players in double figures (248 games):	E. Peck (22), C. Wroblewski (19), M. Groebe (14), D. Ferry (14), J. Gray (10), J. Matthews (10) vs. Dartmouth (2-19-11)
7+ players in double figures (386 games):	L. Dale (18), R. Wittman (18), C. Mullen (15), J. Battle (14), A. Naeve (12), G. Dow (11), B. Kreefer (11) vs. VMI (12-1-06)
Scored 20+ points (1 game):	Jimmy Boeheim (26) at Hartford (12-22-19)
Scored 30+ points (11 games):	Jimmy Boeheim (31) at Robert Morris (3-19-19)
Scored 40+ points (21 games):	Matt Morgan (41) at Dartmouth (2-8-19)
Scored 50+ points (2,719 games):	Never
Had 2 players score 20+ points (11 games):	Jimmy Boeheim (31), Matt Morgan (24) at Robert Morris (3-19-19)
Had 3 players score 20+ points (86 games):	Hatter (28), Morgan (21), Bathurst(20), vs. UMass Lowell (12-29-16)
Had 2 players score 30+ points (59 games):	Stone Gettings (39), Matt Morgan (34) at Delaware (12-28-17)
Perfect at FT line (10+ att.) (18 games):	Matt Morgan (10-10), vs. Yale (2-16-19)
Grabbed 10+ rebounds (2 games):	Josh Warren (10), at Colgate (12-11-19)
Grabbed 15+ rebounds (5 games):	Jimmy Boeheim (17), at Coppin State (11-23-19)
Grabbed 20+ rebounds (634 games):	John McCord (20), vs. Penn (2-1-97)
Grabbed 25+ rebounds (1,591 games):	George Farley (26), vs. Brown (2-26-60)
Had two players grab 10+ rebounds (25 games):	S.Julian (10), J.Warren (10), vs. Columbia (1-19-19)
Had 10+ assists (124 games):	Robert Hatter (11), vs. Binghamton (11-18-15)
Had 5+ steals (193 games):	Shonn Miller (5), vs. Dartmouth (2-10-13)
Had 5+ blocked shots (33 games):	Steven Julian (5), at Niagara (12-16-18)
Made 5+ 3-point field goals (13 games):	Matt Morgan (5) vs. Harvard (3-8-19)
Converted a four-point play (21 games):	Matt Morgan at Dartmouth (second half) (2-8-19)

### TEAM FIELD GOAL SHOOTING

Shot 50 percent or better (10 games):	516 (32-62) vs. Binghamton (11-5-19)
Shot 60 percent or better (36 games):	640 (32-50) at NJIT (11-17-18)
Shot 70 percent or better (2,719 games):	Never
Made 30+ field goals (1 game):	30 at Hartford (12-22-19)
Made 40+ field goals (199 games):	41 vs. Old Westbury (1-12-13)
Made 50+ field goals (2,719 games):	Never
Attempted 60+ field goals (1 game):	61 at Hartford (12-22-19)
Attempted 70+ field goals (5 games):	79 at Coppin State (11-23-19)
Attempted 80+ field goals (665 games):	85 at Dartmouth (3-4-95)
Attempted 90+ field goals (1,133 games):	94 at Yale (2-23-80)

### TEAM 3-POINT FIELD GOAL SHOOTING

Shot 50 percent or better (21 games):	625 (10-16) at Dartmouth (2-8-19)
Shot 60 percent or better (21 games):	625 (10-16) at Dartmouth (2-8-19)
Shot 70 percent or better (261 games):	714 (15-21) vs. Wofford (12-30-10)
Shot 80 percent or better (831 games):	833 (10-12) at Dartmouth (1-13-90)
Made 10+ 3-point field goals (9 games):	11 at Bryant (11-10-19)
Made 15+ 3-point field goals (32 games):	16 vs. Longwood (12-17-18)
Attempted 20+ 3-point field goals (1 game):	25 at Hartford (12-22-19)
Attempted 30+ 3-point field goals (5 games):	34 at Coppin State (11-23-19)
Attempted 40+ 3-point field goals (177 games):	41 at Western Michigan (11-29-13)
Did not hit a 3-pointer (870 games):	vs. Denison (0-0-2) (1-3-88)

### TEAM FREE-THROW SHOOTING

Shot 80 percent or better (2 games):	1,000 (6-6) at Colgate (12-11-19)
Shot 90 percent or better (2 games):	1,000 (6-6) at Colgate (12-11-19)
Shot 100 percent (2 games):	1,000 (6-6) at Colgate (12-11-19)
Made 20+ free-throws (18 games):	22 vs. Yale (2-16-19)
Made 30+ free-throws (68 games):	30 vs. Binghamton (11-13-17)
Made 40+ free-throws (821 games):	46 vs. Harvard (2-17-90)
Made 50+ free-throws (2,728 games):	Never
Attempted 10 or fewer free-throws (2 games):	6 at Colgate (12-11-19)
Attempted 20+ free-throws (6 games):	25 at Syracuse (11-20-19)
Attempted 30+ free-throws (23 games):	36 vs. Penn (2-1-19)
Attempted 40+ free-throws (481 games):	42 at Harvard (2-15-03)
Attempted 50+ free-throws (797 games):	52 vs. Penn (2-9-91)
Attempted 60+ free-throws (2,719 games):	Never

### TEAM SCORING

Scored 80+ points (9 games):	81 at Bryant (11-10-19)
Scored 90+ points (18 games):	92 vs. Yale (2-16-19)
Scored 100+ points (48 games):	107 vs. Princeton (2-16-18)
Scored 110+ points (1,487 games):	110 vs. Pittsburgh (2-1-67)
Scored 120+ points (2,719 games):	Never
Opponent scored 80+ points (1 game):	80 at Hartford (12-22-19)
Opponent scored 90+ points (11 games):	98 at Robert Morris (3-19-19)
Opponent scored 100+ points (48 games):	101 vs. Princeton (2-16-18)
Opponent scored 110+ points (126 games):	116 at Georgia Tech (11-13-15)
Opponent scored 120+ points (2,719 games):	Never

### TEAM REBOUNDING

Grabbed 40+ rebounds (5 games):	54 at Coppin State (11-23-19)
Grabbed 50+ rebounds (5 games):	54 at Coppin State (11-23-19)
Grabbed 60+ rebounds (628 games):	60 at Marist (12-20-97)
Grabbed 20+ offensive rebounds (5 games):	26 at Coppin State (11-23-19)
Outrebounded an opponent by 10+ (2 games):	10 (38-28) at Colgate (12-11-19)
Outrebounded an opponent by 20+ (84 games):	24 vs. Fisher (Mass.) (48-24) (1-8-17)
Outrebounded an opponent by 30+ (291 games):	34 vs. Clarkson (56-22) (1-11-10)

### TEAM ASSISTS

Had 15+ assists (1 game):	18 at Hartford (12-22-19)
Had 20+ assists (10 games):	20 vs. Binghamton (11-5-19)
Had 25+ assists (84 games):	28 vs. Fisher (Mass.) (1-8-17)
Had 30+ assists (313 games):	31 vs. Harvard (2-13-09)

### TEAM DEFENSE

Held opp. below 30% shooting (13 games):	294 (20-68) vs. Harvard (3-8-19)
Held opp. below 35% shooting (13 games):	294 (20-68) vs. Harvard (3-8-19)
Held opp. below 40% shooting (8 game):	367 (22-60) vs. NJIT (11-13-19)
Opponent shot 50% or better (7 games):	500 (29-58) at DePaul (11-16-19)
Had 10+ steals (5 games):	14 at Coppin State (11-23-19)
Had 10+ blocked shots (45 games):	10 vs. Brown (2-24-18)
Forced 20+ turnovers (5 games):	20 at Coppin State (11-23-19)
Did not allow a 3-pointer (520 games):	vs. Ithaca (0-0-14) (12-3-01)

### TEAM SCORING MARGIN

Won a game by 10+ points (10 games):	20 (84-64) vs. Binghamton (11-5-19)
Won a game by 20+ points (10 games):	20 (84-64) vs. Binghamton (11-5-19)
Won a game by 30+ points (40 games):	42 (86-44) vs. SUNY Canton (11-8-18)
Won a game by 40+ points (40 games):	42 (86-44) vs. SUNY Canton (11-8-18)
Won a game by 50+ points (141 games):	78 (107-29) vs. Alfred State (1-10-15)
Lost a game by 10+ points (4 games):	11 (61-72) at Navy (11-26-19)
Lost a game by 20+ points (7 games):	21 (54-75) at DePaul (11-16-19)
Lost a game by 30+ points (55 games):	37 (54-91) at Princeton (1-13-18)
Lost a game by 40+ points (121 games):	44 (49-93) at Pittsburgh (11-25-15)
Lost a game by 50+ points (686 games):	54 (46-100) at Kansas (1-2-96)

### OVERTIME


Played an overtime game (5 games):	OT at Coppin State (L, 66-68) (11-23-19)
Played 2+ overtimes (45 games):	20T at Harvard (L, 88-98) (3-2-18)
Played 3+ overtimes (49 games):	30T vs. Princeton (W, 107-101) (2-16-18)
Played 4+ overtimes (1,157 games):	50T vs. Princeton (L, 61-66) (2-24-79)
Played 5+ overtimes (1,157 games):	50T vs. Princeton (L, 61-66) (2-24-79)
Won an overtime game (19 games):	OT vs. Brown (W, 70-66) (2-15-19)

### MISCELLANEOUS

Scored 50+ points in a half (18 games):	54 vs. Yale, second half, (2-16-19)
Scored less than 20 points in a half (16 games):	18 at Penn, second half (2-23-19)
Allowed 50+ points in a half (14 games):	61 at Yale, first half, (3-1-19)
Allowed less than 20 points in a half (8 games):	16 vs. NJIT, first half, (11-13-19)
Committed less than 10 turnovers (3 games):	3 vs. Lafayette (12-7-19)
Won a game on a last-second shot (239 games):	Chris Wroblewski vs. Albany 3-pointer with 5.6 seconds left for an 85-82 OT win (12-17-11)
Lost a game on a last-second shot (7 games):	Myles Cherry, Lafayette Made 3-point jumper with 3.2 seconds left for 62-59 win (12-7-19)

# Media Roster

# Numerical Roster



**Matt Harshany**  
#1 • So. • G • 6-0 • 180  
Pace, Fla.



**Marcus Filien**  
#2 • Fr. • F • 6-7 • 210  
Rensselaer, N.Y.




**Jimmy Boenheim**  
#3 • Jr. • F • 6-8 • 215  
Fayetteville, N.Y.



**Greg Dolan**  
#4 • Fr. • G • 6-3 • 175  
Williamsville, N.Y.

No.	Name	Pos.	Cl.	Ht.	Wt.	Hometown/Last School
1	Matt Harshany	G	So.	6-0	180	Pace, Fla./Navarre HS
2	Marcus Filien	F	Fr.	6-7	210	Rensselaer, N.Y./Phillips Academy Andover
3	** Jimmy Boenheim	F	Jr.	6-8	215	Fayetteville, N.Y./New Hampton School
4	Greg Dolan	G	Fr.	6-3	175	Williamsville, N.Y./Northfield Mount Hermon School
5	** Bryan Knapp	G	Jr.	6-1	170	Washington, D.C./C.E.S. Jewish Day School
10	Chuks Uzoka	F	Fr.	6-6	209	Richmond, Texas/Fort Bend Christian Academy
11	** Terrance McBride	G	Jr.	6-2	170	Lynwood, Calif./Sierra Canyon HS
12	Kobe Dickson	F	So.	6-9	235	Holcomb, Kan./Holcomb HS
13	Thurston McCarty	F	Sr.	6-7	175	Shubuta, Miss./East Central CC
20	Chaz Mack	F	Sr.	6-6	210	Tucson, Ariz./Cochise College
21	* Riley Voss	F	Jr.	6-6	220	Milford, Ohio/Moeller HS
22	*** Josh Warren	F	Sr.	6-8	223	Downingtown, Pa./Downingtown West HS
23	Jordan Jones	F	Fr.	6-5	195	Thousand Oaks, Calif./Phillips Exeter Academy
24	Max Samberg	G	So.	6-3	190	Rye, N.Y./Rye HS
25	Dean Noll	G	So.	6-2	180	Medford, N.J./Shawnee HS
32	Noah Gear	G	Sr.	6-4	185	Potomac, Md./The Bullis School
50	Sarju Patel	G	Jr.	6-3	170	Daleville, Va./Hargrave Military Academy



**Bryan Knapp**  
#5 • Jr. • G • 6-1 • 170  
Washington, D.C.



**Chuks Uzoka**  
#10 • Fr. • F • 6-6 • 209  
Richmond, Texas



**Terrance McBride**  
#11 • Jr. • G • 6-2 • 170  
Lynwood, Calif.



**Kobe Dickson**  
#12 • So. • F • 6-9 • 235  
Holcomb, Kan.

**The Robert J. Gallagher '41 Head Coach of Cornell Basketball:** Brian Earl (Princeton '99, 4th year)  
**Assistant Coaches:** Jon Jaques (Cornell '10, 7th year); Alex Mumphard (Greenville '14, 2nd year); Clay Wilson (Princeton '15, 1st year).  
**Director of Basketball Operations:** Kieran Hurley (Cornell '17)  
**Athletic Trainer:** Casey Williamson  
**Strength & Conditioning Coaches:** Jay Andress, Erika Rogan




**Thurston McCarty**  
#13 • Sr. • F • 6-7 • 175  
Shubuta, Miss.



**Chaz Mack**  
#20 • Sr. • F • 6-6 • 210  
Tucson, Ariz.




**Riley Voss**  
#21 • Jr. • F • 6-6 • 220  
Milford, Ohio




**Josh Warren**  
#22 • Sr. • F • 6-8 • 223  
Downingtown, Pa.



**Jordan Jones**  
#23 • Fr. • G • 6-5 • 195  
Thousand Oaks, Calif.



**Max Samberg**  
#24 • So. • G • 6-3 • 190  
Rye, N.Y.



**Dean Noll**  
#25 • So. • G • 6-2 • 180  
Medford, N.J.



**Noah Gear**  
#32 • Sr. • G • 6-4 • 185  
Potomac, Md.



**Sarju Patel**  
#50 • Jr. • G • 6-3 • 170  
Daleville, Va.



**Brian Earl**  
The Robert E. Gallagher Head Coach  
Princeton '99 - 4th season



**Jon Jaques**  
Assistant Coach  
Cornell '10 - 7th season



**Alex Mumphard**  
Assistant Coach  
Greenville '14 - 2nd season



**Clay Wilson**  
Assistant Coach  
Princeton '15 - 1st season



**Kieran Hurley**  
Basketball Operations  
Cornell '17 - 1st season

To access player info, type [www.CornellBigRed.com/LastName](http://www.CornellBigRed.com/LastName) in any browser for updated bios, career stats and season highs.

**PRONUNCIATIONS**

Jimmy **BOEHEIM** ..... **BAY**-hyme  
**KOBE** Dickson ..... **KHO**-bee  
 Marcus **FILIEN** ..... **FILL**-e-in  
 Matt **HARSHANY** ..... har-**SHAY**-knee  
 Jon **JAQUES** ..... **JAKES**  
 Bryan **KNAPP** ..... **NAP**  
**SARJU** PATEL ..... sar-**JOO** puh-**TELL**  
**CHUKS** UZOKA ..... **CHOOKS** ooh-**ZHO**-kuh

**Are Cornell Student-Athletes on Scholarship?**  
 The easy answer is no. Cornell student-athletes are awarded need-based financial aid, just as any other student who applies to the school. That package can come in the form of student loans and grants. The basic intent of the original Ivy League agreement of 1954 was to improve and foster intercollegiate athletics while keeping the emphasis on such competition in harmony with the educational purpose of the institutions. The Ivy League is nationally recognized for its level of success — absent of athletic scholarships — while rigorously maintaining its self-imposed high academic standards. The Ivy League has demonstrated a rare willingness and ability, given the current national pressures on intercollegiate success, to abide by these rules and still compete successfully in Division I athletics.

1 Matt Harshany						
PPG	RPG	APG	FG%	3FG%	FT%	
0.0	0.0	1.0	—	—	—	
0.0	0.0	1.0	—	—	—	

SEASON & CAREER HIGHS			NOTES
SEASON	CAREER		
Points.....	—	—	Had an assist and a pair of steals in limited action at DePaul in his collegiate debut • missed his entire freshman season with a foot injury • missed the first three games of the 2019-20 season due to injury • earned second-team all-state honors as a senior at Navarre (Fla.) HS • averaged 26.1 points, 4.6 rebounds and 4.0 assists as a senior • graduated with school career and season records for points, assists and 3-pointers made.
Rebounds.....	—	—	
Assists.....	1 at DePaul (11/16/19)	1 at DePaul (11/16/19)	
Steals.....	2 at DePaul (11/16/19)	2 at DePaul (11/16/19)	
Blocks.....	—	—	
3-Point Fgs.....	—	—	
Minutes.....	2 at DePaul (11/16/19)	2 at DePaul (11/16/19)	

2 Marcus Filien						
PPG	RPG	APG	FG%	3FG%	FT%	
1.0	0.7	0.0	.333	.500	—	
1.0	0.7	0.0	.333	.500	—	

SEASON & CAREER HIGHS			NOTES
SEASON	CAREER		
Points.....	3 at DePaul (11/16/19)	3 at DePaul (11/16/19)	Made his collegiate debut at DePaul with three points and a rebound • played 11 minutes at Navy with a rebound and a blocked shot • averaged 14.0 points and 8.1 rebounds per game while shooting 58 percent from the floor as a senior at Albany Academy, helping guide the team to the state federation final • member of two state and federation championship teams (sophomore and junior seasons) • Played a postgraduate year at Phillips Academy Andover, averaging 8.8 points per contest • father Patrick played basketball at St. Rose and is the head basketball coach at Bryant & Stratton College.
Rebounds.....	1, 2x, last at Navy (11/26/19)	1, 2x, last at Navy (11/26/19)	
Assists.....	—	—	
Steals.....	—	—	
Blocks.....	1 at Navy (11/26/19)	1 at Navy (11/26/19)	
3-Point Fgs.....	1 at DePaul (11/16/19)	1 at DePaul (11/16/19)	
Minutes.....	11 at Navy (11/26/19)	11 at Navy (11/26/19)	

3 Jimmy Boheim						
PPG	RPG	APG	FG%	3FG%	FT%	
19.3	6.2	2.3	.442	.271	.786	
9.6	3.4	1.0	.433	.292	.681	

SEASON & CAREER HIGHS			NOTES
SEASON	CAREER		
Points.....	27 vs. Lafayette (12/7/19)	31 at Robert Morris (3/19/19)	Third in the Ivy League, 44th nationally in scoring • has six 20-point games this season and two double-doubles • notched 27 points, 8 rebounds vs. Lafayette • 81st player in school history to hit 600 career points • scored 25 points at Syracuse, at Coppin State (also 17 rebounds) • 18 points, 11 rebounds at Navy • 26 points at Hartford • averaged 11.8 points and 3.4 rebounds while shooting 46 percent from the floor and 35 percent from 3-point range in 31 contests (16 starts) as a sophomore in 2018-19 • father is the head basketball coach at Syracuse University and a Naismith Basketball Hall of Fame inductee • younger brother Buddy (Syracuse) also plays college basketball, as did his sister Jamie (Rochester).
Rebounds.....	17 at Coppin State (11/23/19)	17 at Coppin State (11/23/19)	
Assists.....	4 vs. Binghamton (11/6/19)	4, 2x, last vs. Binghamton (11/6/19)	
Steals.....	2, 3x, last vs. Lafayette (12/7/19)	2, 5x, last vs. Lafayette (12/7/19)	
Blocks.....	1, 3x, last at Colgate (12/11/19)	2, 2x, last vs. Harvard (3/8/19)	
3-Point Fgs.....	4 at Hartford (12/22/19)	4, 3x, last at Hartford (12/22/19)	
Minutes.....	40 at Coppin State (11/23/19)	40 at Coppin State (11/23/19)	

4 Greg Dolan						
PPG	RPG	APG	FG%	3FG%	FT%	
1.6	0.6	0.8	.375	.500	—	
1.6	0.6	0.8	.375	.500	—	

SEASON & CAREER HIGHS			NOTES
SEASON	CAREER		
Points.....	8 at Navy (11/26/19)	8 at Navy (11/26/19)	Made his collegiate debut at Bryant • notched 2 assists, 2 steals at DePaul • had 8 points, 3 rebounds, 2 assists at Navy • was a three-time all-state selection, including a first-team pick as a senior, and was a finalist for Mr. Basketball in New York State at Williamsville South HS • named the New York State Class A Player of the Year as a senior • became one of six players in history to be named first team All-Western New York three straight years • averaged 28.6 points, 8.8 rebounds, 7.1 steals and 6.9 assists per game as a senior after posting 23.0 points, 8.9 rebounds, 4.3 assists and 3.8 steals per contest as a junior • earned second-team All-NEPSAC honors as a postgraduate player at Northfield Mount Hermon School.
Rebounds.....	3 at Navy (11/26/19)	3 at Navy (11/26/19)	
Assists.....	2, 2x, last at Navy (11/26/19)	2, 2x, last at Navy (11/26/19)	
Steals.....	2 at DePaul (11/16/19)	2 at DePaul (11/16/19)	
Blocks.....	—	—	
3-Point Fgs.....	2 at Navy (11/26/19)	2 at Navy (11/26/19)	
Minutes.....	15 at Navy (11/26/19)	15 at Navy (11/26/19)	

5 Bryan Knapp						
PPG	RPG	APG	FG%	3FG%	FT%	
4.4	2.3	1.2	.383	.286	1.00	
2.5	0.9	0.5	.406	.350	.833	

SEASON & CAREER HIGHS			NOTES
SEASON	CAREER		
Points.....	8 at Bryant (11/10/19)	12 vs. Central Penn (1/5/18)	Started all 10 games in 2019-20 • career-high six rebounds at Coppin State • notched 8 points, two steals at Bryant • had 7 points, 5 rebounds, 2 steals vs. Lafayette • made his first collegiate start in the season-opening win over Binghamton • posted two points, three rebounds two assists and a blocked shot in a career-high 30 minutes vs. the Bearcats • two-year letter winner • has played in 44 career games • one of the team's top perimeter defenders • graduated as the leading scorer in school history, posting 1,855 career points in his four-year varsity career at Charles E. Smith Jewish Day School.
Rebounds.....	6 at Coppin State (11/23/19)	6 at Coppin State (11/23/19)	
Assists.....	3 at Colgate (12/11/19)	3 at Colgate (12/11/19)	
Steals.....	2, 3x, last vs. Lafayette (12/7/19)	2, 3x, last vs. Lafayette (12/7/19)	
Blocks.....	1 vs. Binghamton (11/5/19)	1 vs. Binghamton (11/5/19)	
3-Point Fgs.....	1, 3x, last vs. Lafayette (12/7/19)	2 vs. Central Penn (1/5/18)	
Minutes.....	32, 2x, last at Colgate (12/11/19)	32, 2x, last at Colgate (12/11/19)	

10 Chuks Uzoka						
PPG	RPG	APG	FG%	3FG%	FT%	
0.0	0.0	0.0	—	—	—	
0.0	0.0	0.0	—	—	—	

SEASON & CAREER HIGHS			NOTES
SEASON	CAREER		
Points.....	—	—	Made his collegiate debut in the final minutes of the game with DePaul • earned first-team all-state honors as a senior at Fort Bend Christian Academy • twice named first-team academic all-state • was a two-time first-team all-district choice, earning the FBCA Scholar-Athlete Award as a senior.
Rebounds.....	—	—	
Assists.....	—	—	
Steals.....	—	—	
Blocks.....	—	—	
3-Point Fgs.....	—	—	
Minutes.....	2 at DePaul (11/16/19)	2 at DePaul (11/16/19)	

11 Terrance McBride						
PPG	RPG	APG	FG%	3FG%	FT%	
10.3	3.8	2.9	.465	.276	.750	
5.4	2.5	2.3	.456	.260	.739	

SEASON & CAREER HIGHS			NOTES
SEASON	CAREER		
Points.....	17 vs. NJIT (11/13/19)	17 vs. NJIT (11/13/19)	Team tri-captain • second in Ivy in assist:turnover ratio, steals • career-high 17 points with 4 assists, 3 steals vs. NJIT • 13 points, seven assists, six rebounds, two steals at Bryant • 15 points and two steals in the season-opening win over Binghamton • posted career highs in points, rebounds, assists, steals and blocks during the 2018-19 season • had nine points, including a dagger 3-pointer in the final minute, in last season's win at Ivy preseason favorite Harvard • is the school's career leader in assist:turnover ratio at 2.37:1 (147:62) • four-year varsity player helped Sierra Canyon HS to a 108-16 combined record while playing with the 2018 No. 2 pick in the NBA Draft (Marvin Bagley Jr.), as well as five other Division I players.
Rebounds.....	6, 6x, last at Hartford (12/22/19)	6, 6x, last at Hartford (12/22/19)	
Assists.....	7 at Bryant (11/10/19)	7 at Bryant (11/10/19)	
Steals.....	4 at Coppin State (11/23/19)	4 at Coppin State (11/23/19)	
Blocks.....	1, 4x, last at Bryant (11/10/19)	1, 4x, last at Bryant (11/10/19)	
3-Point Fgs.....	2 at Navy (11/26/19)	2, 4x, last at Navy (11/26/19)	
Minutes.....	37, 2x, last at Hartford (12/22/19)	43 at Harvard (3/2/18)	

12 Kobe Dickson						
PPG	RPG	APG	FG%	3FG%	FT%	
2.3	2.2	0.5	.455	.000	.500	
1.6	1.7	0.3	.485	.000	.375	

SEASON & CAREER HIGHS			NOTES
SEASON	CAREER		
Points.....	7 at DePaul (11/16/19)	7 at DePaul (11/16/19)	Had 6 points, 5 rebounds, 3 steals, 2 assists and 1 block at Hartford • posted career highs of 7 points, 5 rebounds at DePaul • notched 6 points, 3 rebounds at Navy • two rebounds at Bryant • rebound and an assist off the bench is the season-opening win over Binghamton • played in 11 contests off the bench as a freshman • had 12 points and 15 rebounds in 48 minutes of action • notched five rebounds against Yale • was a three-time all-league and two-time all-area and all-state selection at Holcomb (Kan.) HS • averaged 15.6 points, 11.5 rebounds, 3.2 blocks and 1.8 assists per game while shooting 67 percent from the floor as a HS senior.
Rebounds.....	5, 3x, last at Hartford (12/22/19)	5, 3x, last at Hartford (12/22/19)	
Assists.....	2 at Hartford (12/22/19)	2 at Hartford (12/22/19)	
Steals.....	3 at Hartford (12/22/19)	3 at Hartford (12/22/19)	
Blocks.....	1 at Hartford (12/22/19)	1 at Hartford (12/22/19)	
3-Point Fgs.....	—	—	
Minutes.....	20 at Hartford (12/22/19)	20 at Hartford (12/22/19)	



13 Thurston McCarty						
PPG	RPG	APG	FG%	3FG%	FT%	
5.4	2.4	0.2	.348	.286	.692	
2.8	1.4	0.1	.348	.279	.625	

SEASON & CAREER HIGHS		
SEASON	CAREER	
Points.....17 at Bryant (11/10/19)	17 at Bryant (11/10/19)	
Rebounds.....6 vs. Binghamton (11/5/19)	6 vs. Binghamton (11/5/19)	
Assists.....1, 2x, last vs. NJIT (11/13/19)	1, 2x, last vs. NJIT (11/13/19)	
Steals.....1 at Bryant (11/10/19)	1 at Bryant (11/10/19)	
Blocks.....2 vs. Binghamton (11/5/19)	3 vs. SUNY Canton (11/8/18)	
3-Point Fgs.....4 at Bryant (11/10/19)	4 at Bryant (11/10/19)	
Minutes.....29 vs. Binghamton (11/5/19)	29 vs. Binghamton (11/5/19)	

**NOTES**  
 Career-high 17 points, including four 3-pointers, at Bryant • notched 10 points at Coppin State • made his first Cornell start in the season-opening win over Binghamton, pouring in 11 points and six rebounds • played in 16 contests off the bench as a junior • had 10 points in a win over Johnson & Wales • scored seven points and had two rebounds in the CIT first round game at Robert Morris • transfer from East Central Community College where he averaged 12.6 points, 5.2 rebounds and 1.8 assists as a sophomore • averaged 16.5 points, 12.0 rebounds and 5.5 blocks as a senior at Quitman (Miss.) HS.

20 Chaz Mack						
PPG	RPG	APG	FG%	3FG%	FT%	
0.0	0.3	0.0	—	—	.000	
0.9	0.8	0.0	.364	.400	.714	

SEASON & CAREER HIGHS		
SEASON	CAREER	
Points.....	7 at Connecticut (12/20/18)	
Rebounds.....1 vs. Binghamton (11/5/19)	6 vs. SUNY Canton (11/8/18)	
Assists.....	—	
Steals.....	—	
Blocks.....	—	
3-Point Fgs.....	1, 2x, last at Toledo (12/19/18)	
Minutes.....0+ vs. Binghamton (11/5/19)	9 vs. SUNY Canton (11/8/18)	

**NOTES**  
 Had a rebound in limited action in the season-opening win over Binghamton • also earned time at DePaul, Syracuse and Navy • played in 13 games as a reserve in 2018-19 • was a second-team NJCAA Division I All-American as a sophomore at Cochise College • paced all junior college players in defensive rebounds (332) and ranked 22nd in rebounding average and 29th in points per game • received the Pinnacle Award of Academic Excellence by the NJCAA after posting a perfect 4.0 GPA as a freshman • attended Hillcrest Academy for one year as a postgraduate • was a two-time first-team all-state selection at Catalina Foothills (Ariz.) HS.

21 Riley Voss						
PPG	RPG	APG	FG%	3FG%	FT%	
1.9	1.9	0.7	.333	.231	—	
1.9	1.5	0.8	.333	.240	.500	

SEASON & CAREER HIGHS		
SEASON	CAREER	
Points.....7 at Colgate (12/11/19)	13 at Princeton (2/22/19)	
Rebounds.....5 at Coppin State (11/23/19)	5 at Coppin State (11/23/19)	
Assists.....3 at DePaul (11/16/19)	5 at Robert Morris (3/19/19)	
Steals.....2, 2x, last at Coppin State (11/23/19)	2, 2x, last at Coppin State (11/23/19)	
Blocks.....1, 2x, last vs. Lafayette (12/7/19)	1, 2x, last vs. Lafayette (12/7/19)	
3-Point Fgs.....1, 2x, last at Navy (11/26/19)	3 at Princeton (2/22/19)	
Minutes.....16 at DePaul (11/16/19)	20 at Robert Morris (3/19/19)	

**NOTES**  
 Had 7 points, 3 rebounds off the bench at Colgate • career-high five rebounds and two steals at Coppin State • had three points, four rebounds, an assist and two steals off the bench in the season-opening win over Binghamton • over the last two seasons has registered 30 assists and just 11 turnovers • had five points with five assists and four rebounds and no turnovers in 20 minutes of action in the CIT first round at Robert Morris in 2018-19 • scored 13 points (3-of-3 from 3-point range) and four rebounds at Princeton • was a second-team all-state selection as a senior after helping Moeller (Ohio) HS to three league championships and a state runner-up finish as a senior captain.

22 Josh Warren						
PPG	RPG	APG	FG%	3FG%	FT%	
8.0	6.0	3.9	.491	.118	.629	
6.7	3.9	2.1	.503	.291	.661	

SEASON & CAREER HIGHS		
SEASON	CAREER	
Points.....19 vs. Binghamton (11/5/19)	20 at Niagara (12/16/18)	
Rebounds.....10, 3x, last at Colgate (12/11/19)	10, 4x, last at Colgate (12/11/19)	
Assists.....9 at Coppin State (11/23/19)	9 at Coppin State (11/23/19)	
Steals.....1, 4x, last vs. Lafayette (12/7/19)	2 at Dartmouth (2/8/19)	
Blocks.....2, 2x, last vs. NJIT (11/13/19)	3, 4x, last at Penn (2/23/19)	
3-Point Fgs.....2 vs. NJIT (11/13/19)	2, 4x, last vs. Brown (2/15/19)	
Minutes.....38 at Coppin State (11/23/19)	41 vs. Brown (2/15/19)	

**NOTES**  
 Had 12 points, 10 rebounds at Colgate • recorded 9 points, 9 assists and 7 rebounds at Coppin State • 14 points, 10 rebounds, 5 assists, 2 blocks vs. NJIT • 9 points, 10 rebounds, 5 assists and 2 blocks at Bryant • became the third player in the last four decades to post 19 points, seven assists and six rebounds in a game when he did so in the season-opening win over Binghamton • ranked in the top 10 in the Ivy League in field goal percentage (seventh, .525) in 2018-19 • first career double-double with 14 points and 10 rebounds in the win over Columbia • career-high 20 points with five assists and four rebounds at Niagara • three-time all-league selection at Downingtown West (Pa.) HS • was HS teammates with Penn's Ryan Betley.

23 Jordan Jones						
PPG	RPG	APG	FG%	3FG%	FT%	
8.1	3.3	0.5	.378	.294	.833	
8.1	3.3	0.5	.378	.294	.833	

SEASON & CAREER HIGHS		
SEASON	CAREER	
Points.....15 at Syracuse (11/20/19)	15 at Syracuse (11/20/19)	
Rebounds.....6 at Colgate (12/11/19)	6 at Colgate (12/11/19)	
Assists.....1, 4x, last at Colgate (12/11/19)	1, 4x, last at Colgate (12/11/19)	
Steals.....2 vs. Binghamton (11/5/19)	2 vs. Binghamton (11/5/19)	
Blocks.....	—	
3-Point Fgs.....4 at Bryant (11/10/19)	4 at Bryant (11/10/19)	
Minutes.....28 vs. Lafayette (12/7/19)	28 vs. Lafayette (12/7/19)	

**NOTES**  
 Third on team in scoring • 10 points, 7 rebounds at Hartford • 5 starts • had 9 points, 6 rebounds at Colgate • notched 15 points and 5 rebounds at Syracuse • scored 14 points with four 3-pointers at Bryant • made first start at Navy • first player off the bench in 4 contests • NEPSAC Class A Player of the Year after leading Phillips Exeter to a conference title • averaged 18.0 ppg., 6.5 rpg., 3.2 apg., 2.5 spg. and 1.0 bpg. • first-team all-league and all-county league MVP as a senior at Oaks Christian School • averaged 23.0 ppg., 9.7 rpg., 3.5 apg., 3.0 spg. • father Max played in the NFL (Buffalo Bills) and the USFL (Birmingham Stallions) • uncle Sean Jones played in the NFL with the Raiders, Oilers and Packers, winning a Super Bowl title in 1997 with Green Bay and twice capturing All-Pro honors.

24 Max Samberg						
PPG	RPG	APG	FG%	3FG%	FT%	
0.0	0.0	0.0	—	—	—	
0.0	0.0	0.0	—	—	—	

SEASON & CAREER HIGHS		
SEASON	CAREER	
Points.....	—	
Rebounds.....	—	
Assists.....	—	
Steals.....	1 vs. SUNY Canton (11/8/18)	
Blocks.....	—	
3-Point Fgs.....	—	
Minutes.....2 at DePaul (11/16/19)	3 vs. SUNY Canton (11/8/18)	

**NOTES**  
 Saw limited action against Binghamton in the season-opening win • also earned time at DePaul • played in six games as a freshman reserve • had a steal against SUNY Canton in his collegiate debut • was all-league, all-conference and all-section as a senior captain for a league championship team at Rye (N.Y.) HS • father, Joe '92, graduated from Cornell.

25 Dean Noll						
PPG	RPG	APG	FG%	3FG%	FT%	
4.9	3.2	1.4	.296	.214	.917	
2.4	1.6	0.9	.282	.216	.867	

SEASON & CAREER HIGHS		
SEASON	CAREER	
Points.....10 at DePaul (11/16/19)	10 at DePaul (11/16/19)	
Rebounds.....7 at DePaul (11/16/19)	7 at DePaul (11/16/19)	
Assists.....3 at Bryant (11/10/19)	3, 2x, last at Bryant (11/10/19)	
Steals.....4 at Coppin State (11/23/19)	4 at Coppin State (11/23/19)	
Blocks.....1 at Bryant (11/10/19)	1, 2x, last at Bryant (11/10/19)	
3-Point Fgs.....2 at DePaul (11/16/19)	2 at DePaul (11/16/19)	
Minutes.....30 at Coppin State (11/23/19)	30 at Coppin State (11/23/19)	

**NOTES**  
 Career highs of 10 points, 7 rebounds at DePaul • had 8 points, 4 steals, 3 rebounds and 2 assists at Coppin State • 9 points, 2 rebounds, 2 assists vs. NJIT • 7 points, 4 rebounds, 2 assists at Hartford • opened the season with 8 points, 5 rebounds, 2 assists and 2 steals against Binghamton • played in 15 contests off the bench as a freshman • earned second-team all-state honors after averaging 21.7 ppg., 5.0 rpg., 4.0 apg. and 2.5 spg. as a senior at Shawnee (N.J.) HS, the alma mater of head coach Brian Earl • broke the school's single-season scoring record with 737 points • besting the previous mark of 675 set by Earl's brother, Dan • helped guide the team to a state title in his final season, earning MVP honors for the championship game.

32 Noah Gear						
PPG	RPG	APG	FG%	3FG%	FT%	
—	—	—	—	—	—	
—	—	—	—	—	—	

SEASON & CAREER HIGHS		
SEASON	CAREER	
Points.....	—	
Rebounds.....	—	
Assists.....	—	
Steals.....	—	
Blocks.....	—	
3-Point Fgs.....	—	
Minutes.....	—	

**NOTES**  
 Looking to make his collegiate debut • missed the first portion of 2019-20 due to injury • walk-on who joined the team last spring • helped Bullis School to a league title as a HS sophomore • father Kenneth played wide receiver at Michigan and his uncle played linebacker at Iowa.



# THE TEAM GAME CHARTS

## Points - Game

1.	vs. Colgate (12/4/1965)	116
2.	vs. Pittsburgh (2/1/1967)	110
	vs. Dartmouth (2/5/1965)	110
4.	vs. Harvard (2/11/1966)	109
5.	vs. Scranton (12/1/1971)	108
	at Harvard (3/6/1993)k	108
7.	at Syracuse (3/8/1961)	107
	vs. Alfred State (1/10/2015)	107
	vs. Princeton (2/16/2018)	107
10.	at Syracuse (1/5/1965)	106
	vs. Harvard (2/17/1990)	106
12.	at Rochester (1/12/1972)	105
13.	at Bucknell (12/2/2009)	104
14.	vs. Binghamton (12/15/1990)	103
	vs. Old Westbury (1/12/2013)	103
16.	at Colgate (11/30/1968)	102
	vs. Dartmouth (2/12/1966)	102
	vs. Buffalo (2/19/1975)	102
19.	at Dartmouth (2/20/1988)	101
	at Penn (2/24/1967)	101
	at Colgate (11/16/2015)	101
22.	at Rochester (12/1/1965)	100
	vs. Fisher (Mass.) (1/8/2017)	100

## Field Goals Made - Game

1.	vs. Colgate (12/4/1965)	47
2.	at Yale (2/23/1980)	46
3.	vs. Clarkson (12/7/1993)	42
	vs. Clarkson (12/8/1992)	42
5.	vs. Old Westbury (1/12/2013)	41
6.	at Bucknell (1/11/1988)	40
	vs. Hobart (12/11/1994)	40
8.	vs. Ursinus (1/3/2009)	39
	at Bucknell (1/4/1992)	39
	at Eastern Michigan (12/2/1978)	39
	vs. Harvard (2/13/2009)	39
12.	vs. Castleton State (12/20/1986)	38
13.	vs. Cortland (12/19/1993)	37
14.	at Yale (1/16/1987)	36
	at Yale (1/28/1978)	36
	vs. Brown (1/30/2009)	36
	at Drexel (1/9/1988)	36
	vs. Binghamton (11/24/1989)	36
	vs. VMI (12/1/2006)	36
	vs. Alfred State (1/10/2015)	36
	vs. Fisher (Mass.) (1/8/2017)	36

## Field Goals Attempted - Game

1.	vs. Colgate (12/4/1965)	106
2.	at Yale (2/23/1980)	94
3.	vs. Hobart (12/11/1994)	85
	at Dartmouth (3/4/1995)	85
5.	at Bowling Green (11/30/1978)	83
6.	at Harvard (2/15/1980)	81
7.	vs. Binghamton (11/24/1989)	79
	at Lehigh (11/26/1994)	79
	<b>at Coppin State (11/23/2019)</b>	<b>79</b>
10.	vs. Penn (3/4/1978)	78
	at Penn (3/4/1988)	78
12.	at Bucknell (1/11/1988)	76
	vs. CUNY (12/27/1977)	76
	vs. Buffalo (12/28/1977)	76
	vs. Lehigh (12/6/1995)	76
	at Brown (2/5/2016)	76
17.	vs. Harvard (2/2/1979)	75
18.	8 games with	74

## Field Goal Percentage - Game

1.	at Marist (1/12/1985)	.656 (21-of-32)
2.	vs. Yale (2/2/1985)	.653 (32-of-49)
3.	at Harvard (2/7/1986)	.651 (28-of-43)
4.	vs. Robert Morris (1/5/1985)	.645 (20-of-31)
5.	vs. Boston University (12/29/2008)	.642 (34-of-53)
6.	at NJIT (11/17/2018)	.640 (32-of-50)
7.	vs. Wofford (12/30/2010)	.638 (30-of-47)
8.	vs. Utica (11/23/1984)	.634 (26-of-41)
9.	at Dartmouth (3/3/2018)	.633 (31-of-49)
	vs. Old Westbury (1/12/2013)	.631 (41-of-65)
11.	at Yale (2/19/1993)	.627 (32-of-51)
12.	at Princeton (2/5/1982)	.622 (23-of-37)
13.	vs. Harvard (2/13/2009)	.619 (39-of-63)
14.	vs. Army (1/6/1990)	.618 (34-of-55)
	at Dartmouth (2/20/1988)	.618 (34-of-55)
16.	vs. Hamilton (1/15/1985)	.614 (27-of-44)
17.	vs. Wisconsin (3/21/2010)	.611 (33-of-54)
18.	at Yale (1/16/1987)	.610 (36-of-59)
	vs. Harvard (2/15/1985)	.610 (25-of-41)
20.	at Northern Iowa (12/28/1981)	.608 (31-of-51)

## 3-Point Field Goals Made - Game

1.	at Brown (3/5/2010)	20
2.	vs. Ursinus (1/3/2009)	18
3.	at Western Michigan (11/29/2013)	16
	at Brown (2/4/2011)	16
	vs. Dartmouth (2/19/2011)	16
	vs. Troy (12/22/2016)	16
	vs. Fisher (Mass.) (1/8/2017)	16
	vs. Longwood (12/17/2018)	16
9.	vs. Wofford (12/30/2010)	15
	at Dartmouth (2/20/2010)	15
	at Syracuse (12/20/2004)	15
12.	at Minnesota (12/4/2010)	14
	vs. Alvernia (1/10/2008)	14
	vs. Ithaca (12/3/2001)	14
	vs. Alfred State (1/10/2015)	14
	at Lafayette (11/20/2016)	14
	vs. Columbia (1/14/2017)	14
18.	vs. Yale (2/5/2010)	13
	at Syracuse (11/24/2009)	13
	at Hartford (11/26/2005)	13
	at Syracuse (12/3/2008)	13
	vs. Davidson (12/20/2009)	13
	at Duquesne (12/31/2003)	13
	vs. Old Westbury (1/12/2013)	13
	at Georgia Tech (11/15/2015)	13
	at Delaware (12/28/2017)	13
	vs. Central Penn (1/5/2018)	13
	vs. SUNY Canton (11/8/2018)	13
	at Towson (1/9/2019)	13
	vs. Columbia (1/19/2019)	13

## 3-Point Field Goals Attempted - Game

1.	at Western Michigan (11/29/2013)	41
2.	vs. Troy (12/22/2016)	38
3.	at Syracuse (11/24/2009)	37
4.	at Georgia Tech (11/2/2002)	36
	vs. Fisher (Mass.) (1/8/2017)	36
6.	vs. SUNY Canton (11/8/2018)	35
7.	vs. Ursinus (1/3/2009)	34
	at Brown (2/5/2011)	34
	at Monmouth (11/22/2016)	34
	<b>at Coppin State (11/23/2019)</b>	<b>34</b>
11.	at Minnesota (12/4/2010)	33
	vs. Clarkson (12/7/1999)	33
	vs. Dartmouth (2/19/2016)	33
14.	vs. Lafayette (11/18/2000)	32
	vs. Bradley (11/25/2000)	32
	vs. Colgate (12/16/1995)	32
	at Dartmouth (1/28/2011)	32
	at Syracuse (11/8/2013)	32
	vs. Monmouth (12/23/2015)	32
	vs. Albany (1/2/2016)	32
	vs. Longwood (12/17/2018)	32
	vs. Johnson & Wales (1/4/2019)	32

## 3-Point Field Goal Percentage - Game

Minimum 10 field goals made		
1.	at Dartmouth (1/13/1990)	.833 (10-of-12)
2.	vs. Wofford (12/30/2010)	.714 (15-of-21)
3.	vs. Columbia (1/27/1996)	.688 (11-of-16)
4.	at Stanford (12/29/1994)	.667 (10-of-15)
	at Brown (3/5/2010)	.667 (20-of-30)
6.	at Syracuse (12/20/2004)	.625 (15-of-24)
	at Dartmouth (2/5/2000)	.625 (10-of-16)
	at Dartmouth (2/8/2019)	.625 (10-of-16)
9.	vs. Siena (11/25/2007)	.611 (11-of-18)
	at St. John's (12/21/2009)	.611 (11-of-18)
11.	at Dartmouth (2/20/2010)	.600 (15-of-25)
	at Long Beach State (12/30/2005)	.600 (12-of-20)
13.	vs. Harvard (2/17/1996)	.591 (13-of-22)
	vs. Old Westbury (1/12/2013)	.591 (13-of-22)
15.	vs. Lehigh (11/10/2007)	.588 (10-of-17)
	vs. Penn (2/9/2008)	.588 (10-of-17)
17.	at Harvard (2/15/2003)	.579 (11-of-19)
	at Dartmouth (2/27/2009)	.579 (11-of-19)
19.	at Yale (3/6/2010)	.571 (12-of-21)
20.	at Hartford (11/26/2005)	.565 (13-of-23)

## Free Throws Made - Game

1.	vs. Harvard (2/17/1990)	46
2.	at Canisius (12/2/1987)	40
3.	vs. Yale (2/26/1988)	39
4.	vs. Robert Morris (1/5/1985)	37
5.	at Colgate (12/5/1989)	36
6.	at Dartmouth (2/20/1988)	32
	vs. Penn (2/9/1991)	32
8.	at Marist (1/12/1985)	31
	vs. Columbia (1/16/1981)	31
	vs. Colgate (1/21/1991)	31
	vs. Army (11/20/2007)	31
	vs. Brown (2/22/1992)	31
	vs. Brown (2/27/1988)	31
	at Harvard (3/6/1993)	31
	vs. Princeton (2/7/2015)	31
16.	vs. Columbia (1/24/2009)	30
	vs. Northeastern (12/10/1983)	30
	vs. Binghamton (11/13/2017)	30
19.	6 games with	29

## Free Throws Attempted - Game

1.	vs. Harvard (2/17/1990)	59
2.	at Colgate (12/5/1989)	57
3.	at Canisius (12/2/1987)	54
4.	vs. Penn (2/9/1991)	52
5.	vs. Robert Morris (1/5/1985)	50
6.	vs. Army (11/15/1996)	49
7.	vs. Columbia (1/16/1981)	48
	vs. Colgate (1/21/1991)	48
9.	vs. Northeastern (12/10/1983)	46
10.	vs. Yale (2/26/1988)	44
11.	vs. Brown (2/22/1992)	43
12.	vs. Holy Cross (1/4/1995)	42
	vs. Binghamton (12/15/1990)	42
	at Harvard (2/15/2003)	42
	vs. Brown (2/27/1988)	42
16.	at Harvard (1/12/1990)	41
	vs. St. Bonaventure (11/27/1989)	41
	at Yale (2/15/1986)	41
19.	vs. Brown (1/29/1993)	40
	vs. Penn (2/10/1989)	40
	at Brown (2/12/1988)	40
	at Dartmouth (2/20/1988)	40

## Free Throw Percentage - Game

Minimum 10 free throws attempted		
1.	at Harvard (2/18/2017)	1.000 (20-of-20)
2.	vs. Columbia (12/15/1967)	1.000 (19-of-19)
	vs. Buffalo (12/28/1977)	1.000 (19-of-19)
4.	at Brown (2/6/2004)	1.000 (15-of-15)
5.	vs. Saint Francis (Pa.) (1/3/2004)	1.000 (14-of-14)
6.	vs. Northeastern (11/20/2004)	1.000 (13-of-13)
	vs. UMass Lowell (12/6/2014)	1.000 (13-of-13)
8.	at South Dakota (1/8/2010)	1.000 (12-of-12)
	at Toledo (12/19/2018)	1.000 (12-of-12)
10.	vs. Penn State-Behrend (11/24/1988)	1.000 (10-of-10)
11.	vs. Penn State (11/21/2014)	.955 (21-of-22)
12.	vs. Harvard (2/27/2015)	.952 (20-of-21)
13.	at Brown (2/1/2008)	.947 (18-of-19)
14.	at Colgate (1/3/2007)	.944 (17-of-18)
15.	at Niagara (1/9/1993)	.941 (16-of-17)
	at Penn State (12/21/2011)	.941 (16-of-17)
17.	at Syracuse (11/26/1991)	.938 (15-of-16)
	at Saint Joseph's (12/22/2008)	.938 (15-of-16)
	at Dartmouth (2/8/2019)	.935 (15-of-16)
20.	vs. Yale (2/15/2002)	.933 (14-of-15)

## Rebounds - Game

1.	vs. Brown (2/19/1965)	87
2.	vs. Hobart (12/11/1994)	60
3.	vs. Clarkson (12/7/1999)	59
	vs. Dartmouth (2/20/2004)	59
5.	vs. Binghamton (12/15/1990)	58
6.	vs. Clarkson (1/11/2010)	56
7.	vs. Niagara (11/28/1978)	55
	vs. Cortland (12/19/1993)	55
	vs. Brown (2/22/1992)	55
	vs. Rochester (2/27/1984)	55
11.	vs. Norfolk State (12/21/1999)	54
	at Dartmouth (3/4/1995)	54
	<b>at Coppin State (11/23/2019)</b>	<b>54</b>
14.	vs. Brown (2/12/2000)	53
15.	vs. Colgate (1/21/1991)	52
	vs. Binghamton (11/24/1989)	52
	vs. Holy Cross (12/19/1994)	52
	vs. Lehigh (12/6/1995)	52
19.	vs. Harvard (1/16/1988)	51
	at Columbia (1/30/1988)	51
	vs. Yale (2/18/1995)	51
	vs. Brown (2/25/1983)	51
	at Colgate (11/16/2015)	51

## Assists - Game

1.	vs. Harvard (2/13/2009)	31
2.	vs. Alvernia (1/10/2008)	28
	vs. Fisher (Mass.) (1/8/2017)	28
4.	vs. Alfred State (1/10/2015)	27
5.	vs. Old Westbury (1/12/2013)	26
6.	at Utica (1/2/1986)	25
	at North Carolina State (1/31/1988)	25
	at Penn (2/26/2011)	25
	vs. Albany (12/17/2011)	25
10.	at Yale (1/16/1987)	24
	vs. Ursinus (1/3/2009)	24
12.	vs. Northeastern (1/15/1985)	23
	at U.S. International (1/2/1990)	23
	vs. Niagara (1/6/1986)	23
	vs. Elmira (1/8/1996)	23
	at Drexel (1/9/1988)	23
	vs. Northeastern (11/20/2004)	23
	at Syracuse (11/28/1988)	23
	vs. VMI (12/1/2006)	23
	at Delaware (12/28/2017)	23
	vs. Central Penn (1/5/2018)	23

## Steals - Game

1.	vs. Cortland (12/19/1993)	19
2.	vs. Elmira (1/8/1996)	18
3.	vs. Colgate (1/25/1988)	16
	vs. Binghamton (11/24/1989)	16
	vs. Clarkson (12/8/1992)	16
	at Harvard (2/28/1992)	16
	vs. Alfred State (1/10/2015)	16
8.	at Bucknell (1/11/1988)	15
	at Colgate (1/13/1987)	15
	at Canisius (1/26/1982)	15
	vs. VMI (12/1/2006)	15
	vs. Lehigh (12/6/1995)	15
	vs. Clarkson (12/7/1993)	15
	vs. Dartmouth (2/16/1990)	15
	vs. Dartmouth (2/6/1993)	15
	vs. Albany (12/17/2011)	15
	vs. Dartmouth (2/10/2013)	15
	vs. Lafayette (12/5/2015)	15
19.	11 games with	14

## Blocked Shots - Game

1.	vs. Niagara (11/28/1978)	14
2.	vs. Western Michigan (11/10/2012)	13
3.	vs. Brown (1/30/2015)	11
4.	vs. Harvard (1/12/1980)	10
	vs. Yale (2/24/1990)	10
	vs. Harvard (2/4/2006)	10
	vs. Dartmouth (2/10/2013)	10
	vs. Harvard (2/27/2015)	10
	vs. Central Penn (1/5/2018)	10
	vs. Brown (2/24/2018)	10
11.	vs. Columbia (1/26/1980)	9
	vs. Loyola (Md.) (11/18/2008)	9
	at Army (12/17/1994)	9
	at Brown (2/1/1991)	9
	vs. Dartmouth (2/3/1979)	9
	vs. Penn (3/2/1996)	9
	at Loyola (MD) (11/1	

## THE TEAM RECORD CHARTS

### Season Points

1.	2009-10	2,545
2.	2008-09	2,281
3.	2018-19	2,149
4.	2007-08	2,136
5.	2017-18	2,124
6.	2016-17	2,074
7.	1965-66	2,044
8.	2012-13	2,040
9.	1987-88	2,033
	1963-64	2,033

### Season Scoring Average

1.	1965-66	85.2
2.	1964-65	83.5
3.	1963-64	81.3
4.	1971-72	80.3
5.	1966-67	78.0
6.	2007-08	76.3
7.	2017-18	75.9
8.	1987-88	75.3
9.	2009-10	74.9
10.	1986-87	74.5

### Season Field Goals

1.	2009-10	913
2.	1965-66	836
3.	2008-09	821
4.	1964-65	808
5.	1963-64	795
6.	2007-08	758
7.	2018-19	754
8.	1966-67	747
9.	2016-17	746
10.	2017-18	744

### Season Field Goal Attempts

1.	1965-66	1,912
2.	2009-10	1,895
3.	1949-50	1,863
4.	1964-65	1,808
5.	1971-72	1,806
6.	1963-64	1,798
7.	1951-52	1,787
8.	1972-73	1,771
9.	2008-09	1,736
10.	1966-67	1,733

### Season Field Goal Percentage

1.	1984-85	.526
2.	1985-86	.509
3.	1986-87	.489
4.	1987-88	.486
5.	2007-08	.485
6.	2009-10	.482
7.	2008-09	.473
8.	2006-07	.468
9.	1983-84	.466
10.	2017-18	.461

### Season 3-Pointers

1.	2009-10	326
2.	2010-11	251
3.	2016-17	244
4.	2018-19	243
5.	2008-09	241
6.	2015-16	233
7.	2007-08	228
8.	2011-12	217
	2017-18	217
10.	2012-13	208

### Season 3-Point Attempts

1.	2009-10	760
2.	2018-19	731
3.	2016-17	720
4.	2015-16	683
5.	2010-11	673
6.	2001-02	640
7.	2017-18	639
8.	2011-12	637
9.	2012-13	609
10.	2013-14	604

### Season 3-Point Percentage

1.	1989-90	.438
2.	2009-10	.429
3.	2008-09	.411
4.	2007-08	.409
5.	2006-07	.396
6.	1988-89	.379
	2004-05	.379
8.	1990-91	.374
9.	2010-11	.373
10.	2005-06	.364

### Season Free Throws

1.	1953-54	569
2.	1989-90	508
3.	1987-88	499
4.	1955-56	486
5.	1970-71	479
6.	1952-53	458
	1956-57	458
8.	2014-15	457
9.	1971-72	448
10.	1986-87	447

### Season Free Throw Attempts

1.	1953-54	852
2.	1989-90	795
3.	1955-56	730
4.	1970-71	728
5.	1956-57	699
6.	1971-72	687
7.	1952-53	685
8.	1954-55	676
9.	1987-88	681
10.	1963-64	679

### Season Free Throw Percentage

1.	2007-08	.761
2.	1962-63	.759
3.	1977-78	.752
	1992-93	.752
5.	2006-07	.751
6.	2004-05	.750
7.	2014-15	.749
8.	1984-85	.747
9.	1987-88	.733
10.	2009-10	.731

### Season Rebounds

1.	1963-64	1,580
2.	1959-60	1,492
3.	1961-62	1,463
4.	1953-54	1,394
5.	1960-61	1,384
6.	1955-56	1,378
7.	1962-63	1,334
8.	1954-55	1,268
	1965-66	1,268
10.	1966-67	1,261

### Season Rebounding Average

1.	1959-60	64.9
2.	1963-64	63.2
3.	1961-62	58.5
4.	1960-61	57.7
5.	1955-56	57.4
6.	1962-63	55.6
7.	1958-59	53.7
8.	1953-54	53.6
9.	1954-55	52.8
	1965-66	52.8

### Season Assists

1.	2009-10	543
2.	1950-51	530
3.	1953-54	524
4.	2008-09	482
5.	2018-19	453
6.	1955-56	449
	2017-18	449
8.	1951-52	447
	1954-55	447
10.	2007-08	427

### Season Steals

1.	2009-10	243
2.	2003-04	236
3.	1992-93	223
4.	2011-12	218
5.	2015-16	217
6.	2012-13	210
7.	2008-09	203
8.	2002-03	201
9.	1999-2000	200
10.	2005-06	199

### Season Blocks

1.	2014-15	143
2.	2009-10	127
3.	2008-09	121
4.	1996-97	117
5.	2012-13	111
6.	1997-98	110
7.	1989-90	108
8.	2018-19	107
9.	2015-16	106
10.	1988-89	102

THE CORNELL GAME CHARTS

Points - Game

Table listing points scored by players in various games, including George Farley at Princeton (3/5/1960) with 47 points.

3-Point Field Goals Made - Game

Table listing 3-point field goals made by players, including Alex Compton at Yale (2/24/1996) with 9 goals.

Free Throws Attempted - Game

Table listing free throws attempted by players, including Louis Jordan at Syracuse (12/19/1956) with 26 attempts.

Assists - Game

Table listing assists by players, including Ka'Ron Barnes vs. Lafayette (1/5/2003) with 13 assists.

Field Goals Made - Game

Table listing field goals made by players, including Chuck Rolles at Syracuse (2/1/1956) with 19 goals.

3-Point Field Goals Attempted - Game

Table listing 3-point field goals attempted by players, including Ryan Wittman at Syracuse (12/3/2008) with 19 attempts.

Free Throw Percentage - Game

Table listing free throw percentages, including John Bajusz vs. Marist (12/3/85) with 1.000 (12-12).

Field Goals Attempted - Game

Table listing field goals attempted by players, including Hank South at Ohio State (1/24/1969) with 29 attempts.

3-Point Field Goal Percentage - Game

Table listing 3-point field goal percentages, including Ryan Wittman vs. Bryant (1/22/2010) with 1.000 (5-5).

Rebounds - Game

Table listing rebounds by players, including George Farley vs. Brown (2/26/1960) with 26 rebounds.

Steals - Game

Table listing steals by players, including Lenny Collins at Bucknell (1/20/2004) with 8 steals.

Blocked Shots - Game

Table listing blocked shots by players, including Mike Shaffer vs. Niagara (11/28/1978) with 10 blocked shots.

Field Goal Percentage - Game

Table listing field goal percentages, including Jeff Foote vs. Boston Univ. (12/29/08) with 1.000 (8-8).

Free Throws Made - Game

Table listing free throws made by players, including Louis Jordan at Syracuse (12/19/1956) with 20 made.



## THE CORNELL SEASON CHARTS

### Season Points

1.	Matt Morgan (2018-19)	687
2.	Matt Morgan (2017-18)	630
3.	Ryan Wittman (2009-10)	596
4.	Ryan Wittman (2008-09)	572
5.	Mike Davis (1977-78)	557
6.	Charles Rolles (1955-56)	553
7.	Ka'Ron Barnes (2003-04)	544
8.	Matt Morgan (2015-16)	510
9.	Matt Morgan (2016-17)	506
10.	John Bajusz (1986-87)	505
	Shonn Miller (2014-15)	505
12.	Mike Davis (1978-79)	494
13.	John Sheehy (1954-55)	493
14.	Maynard Brown (1974-75)	491
15.	Ken Bantum (1984-85)	481
16.	Greggory Morris (1966-67)	480
17.	John Bajusz (1985-86)	479
18.	John McCord (1996-97)	471
19.	Nolan Cressler (2013-14)	469
20.	Stone Gettings (2017-18)	467

### Season Field Goals

1.	Mike Davis (1977-78)	236
2.	Charles Rolles (1955-56)	217
3.	Matt Morgan (2018-19)	215
4.	Ryan Wittman (2009-10)	208
5.	Matt Morgan (2017-18)	204
6.	Ryan Wittman (2008-09)	197
7.	John Bajusz (1985-86)	195
8.	Greggory Morris (1966-67)	194
9.	Mike Davis (1978-79)	192
10.	Maynard Brown (1974-75)	186
	John McCord (1996-97)	186
12.	Ka'Ron Barnes (2003-04)	184
13.	Stephen Cram (1965-66)	182
14.	John Bajusz (1986-87)	178
15.	John Sheehy (1954-55)	177
16.	Jerry Szachara (1962-63)	175
17.	Maynard Brown (1975-76)	174
18.	Kenneth Wiens (1970-71)	172
19.	Robert DeLuca (1965-66)	169
	Nolan Cressler (2013-14)	169

### Season Field Goal Attempts

1.	Charles Rolles (1955-56)	495
2.	Mike Davis (1977-78)	486
3.	Mike Davis (1978-79)	462
4.	Ka'Ron Barnes (2003-04)	447
5.	Ryan Wittman (2009-10)	439
6.	Ryan Wittman (2008-09)	436
7.	Matt Morgan (2018-19)	419
8.	Jerry Szachara (1962-63)	415
	Matt Morgan (2017-18)	415
10.	Maynard Brown (1974-75)	412
11.	Nolan Cressler (2013-14)	411
12.	Robert DeLuca (1965-66)	401
13.	Greggory Morris (1966-67)	392
14.	William Baugh (1961-62)	390
15.	Jay Harris (1959-60)	389
16.	Shonn Miller (2014-15)	387
17.	Matt Morgan (2015-16)	384
18.	Bernard Vaughan (1975-76)	375
	Lee Morton (1953-54)	375
20.	William Schwarzkopf (1969-70)	374

### Season Field Goal Percentage

Minimum 150 field goal attempts

1.	Darryl Smith (2015-16)	649
2.	Jeff Foote (2009-10)	625
3.	Ken Bantum (1984-85)	622
4.	Eric Taylor (2004-05)	608
5.	John Bajusz (1984-85)	607
6.	Eric Taylor (2003-04)	585
7.	Greg Gilda (1986-87)	583
8.	John McCord (1996-97)	583
9.	Mike Millane (1987-88)	572
10.	John Bajusz (1985-86)	565
11.	Dean Kartsonas (1986-87)	564
12.	Brian Hather (1973-74)	559
13.	Eric Taylor (2002-03)	558
14.	Rick Amato (1970-71)	547
15.	Rick Amato (1971-72)	545
16.	Jefferson Aubry (1998-99)	541
17.	Andrew Naeve (2006-07)	540
18.	Ken Bantum (1982-83)	539
19.	Alex Tyler (2007-08)	538
	Zeke Marshall (1991-92)	5305
	Jeff Foote (2008-09)	5305

### Season 3-Pointers

1.	Ryan Wittman (2009-10)	109
2.	Matt Morgan (2018-19)	103
3.	Ryan Wittman (2008-09)	97
4.	Ryan Wittman (2006-07)	93
5.	Matt Morgan (2016-17)	86
6.	Drew Ferry (2011-12)	84
7.	Adam Gore (2005-06)	83
8.	Drew Ferry (2010-11)	80
9.	Brandt Schuckman (1995-96)	79
10.	Ryan Wittman (2007-08)	78
11.	Cody Toppert (2003-04)	77
12.	Brandt Schuckman (1994-95)	75
	Matt Morgan (2017-18)	75
14.	Matt Morgan (2015-16)	70
15.	Nolan Cressler (2013-14)	68
16.	Alex Compton (1996-97)	65
17.	Alex Compton (1995-96)	61
	Cody Toppert (2004-05)	61
19.	Adam Gore (2007-08)	59
	Shawn Mahraj (1989-90)	59

### Season 3-Point Attempts

1.	Ryan Wittman (2009-10)	256
2.	Matt Morgan (2018-19)	239
3.	Ryan Wittman (2008-09)	233
4.	Matt Morgan (2016-17)	229
5.	Ryan Wittman (2006-07)	219
6.	Cody Toppert (2003-04)	215
7.	Drew Ferry (2011-12)	215
8.	Matt Morgan (2015-16)	214
9.	Brandt Schuckman (1995-96)	209
10.	Drew Ferry (2010-11)	205
11.	Matt Morgan (2017-18)	203
12.	Adam Gore (2005-06)	198
13.	Brandt Schuckman (1994-95)	193
14.	Nolan Cressler (2013-14)	187
15.	Ryan Wittman (2007-08)	170
16.	Cody Toppert (2004-05)	169
17.	Alex Compton (1995-96)	168
18.	Brandt Schuckman (1993-94)	165
19.	Kevin Cuttica (2000-01)	162
20.	Ka'Ron Barnes (2003-04)	161

### Season 3-Point Percentage

Minimum 100 field goal attempts

1.	Shawn Mahraj (1989-90)	468
2.	Ryan Wittman (2007-08)	459
3.	Chris Wroblewski (2009-10)	454
4.	Chris Wroblewski (2010-11)	433
5.	Ryan Wittman (2006-07)	431
	Matt Morgan (2018-19)	431
7.	Ryan Wittman (2009-10)	426
8.	Alex Compton (1996-97)	425
9.	Geoff Reeves (2008-09)	421
	Shawn Mahraj (1990-91)	421
11.	Steve Johnson (1989-90)	4193
12.	Adam Gore (2005-06)	4192
13.	Ryan Wittman (2008-09)	416
14.	Adam Gore (2007-08)	415
15.	Ray Mercedes (1999-00)	411
16.	Sam Jacobs (1987-88)	4054
17.	Jeff Gaca (1992-93)	4046
18.	Nolan Cressler (2012-13)	4043
	Shawn Mahraj (1991-92)	403
20.	Drew Ferry (2011-12)	3907

### Season Free Throws

1.	Louis Jordan (1956-57)	160
2.	Lee Morton (1952-53)	158
3.	Ken Bantum (1984-85)	155
4.	Matt Morgan (2018-19)	154
5.	Matt Morgan (2017-18)	147
6.	Shonn Miller (2014-15)	141
7.	John Sheehy (1954-55)	139
	Louis Jordan (1958-59)	139
9.	Louis Jordan (1957-58)	136
10.	Lee Morton (1953-54)	129
11.	Irvin Roberson (1955-56)	123
12.	Matt Morgan (2015-16)	122
13.	Ka'Ron Barnes (2003-04)	120
	Rick Amato (1970-71)	120
15.	Greg Gilda (1987-88)	119
	Maynard Brown (1974-75)	119
	Charles Rolles (1955-56)	119
18.	Robert Gale (1947-48)	117
19.	Paul Gerwin (1950-51)	116
	William Schwarzkopf (1969-70)	115

### Season Free Throw Attempts

1.	Lee Morton (1952-53)	231
2.	Ken Bantum (1984-85)	217
3.	Louis Jordan (1956-57)	214
4.	John Sheehy (1954-55)	201
	Ken Bantum (1983-84)	201
6.	Louis Jordan (1958-59)	192
7.	John Petry (1960-61)	190
8.	Rick Amato (1970-71)	188
9.	Louis Jordan (1957-58)	184
10.	Robert Gale (1947-48)	180
	Matt Morgan (2017-18)	180
12.	Irvin Roberson (1955-56)	179
	Matt Morgan (2018-19)	179
14.	Lee Morton (1953-54)	169
	Shonn Miller (2014-15)	169
16.	Bernard Jackson (1989-90)	168
17.	Maynard Brown (1974-75)	163
18.	Rick Amato (1971-72)	161
19.	Charles Rolles (1955-56)	159
20.	Greg Gilda (1987-88)	158

### Season Free Throw Percentage

Minimum 50 free throw attempts

1.	Adam Gore (2007-08)	917
2.	John Bajusz (1985-86)	899
3.	Louis Dale (2007-08)	897
4.	Ryan Wittman (2006-07)	887
5.	Jeff Gaca (1992-93)	875
6.	Chris Wroblewski (2009-10)	873
7.	Ryan Wittman (2007-08)	867
	Alex Compton (1995-96)	867
9.	Matt Morgan (2018-19)	860
	Blaine Aston (1964-65)	860
11.	John Bajusz (1984-85)	857
	Matt Morgan (2016-17)	857
13.	Ryan Rourke (2004-05)	854
	Louis Dale (2009-10)	853
15.	Alex Compton (1996-97)	852
16.	John Bajusz (1986-87)	850
17.	Justin Treadwell (1992-93)	849
18.	Jerry Szachara (1962-63)	847
19.	Chris Wroblewski (2011-12)	846
20.	Sam Jacobs (1987-88)	844

### Season Rebounds

1.	George Farley (1959-60)	466
2.	Irvin Roberson (1955-56)	423
3.	George Farley (1958-59)	405
4.	John Sheehy (1954-55)	383
5.	Fred Eydt (1950-51)	372
6.	Fred Eydt (1951-52)	358
7.	Walter Esdaile (1966-67)	315
8.	William Schwarzkopf (1969-70)	307
9.	Gerald Krumbain (1961-62)	305
10.	Walter Esdaile (1967-68)	294
11.	Gerald Krumbain (1962-63)	285
12.	John Werner (1951-52)	281
13.	John Petry (1960-61)	279
14.	William Schwarzkopf (1968-69)	276
15.	Garry Munson (1965-66)	275
16.	Jeff Foote (2009-10)	274
	Raymond Zelek (1953-54)	274
18.	William Baugh (1961-62)	273
19.	Stephen Cram (1965-66)	261
20.	Shonn Miller (2014-15)	254

### Season Assists

1.	Roger Chadwick (1951-52)	171
2.	Roger Chadwick (1950-51)	170
3.	David Bradfield (1953-54)	150
4.	Chris Wroblewski (2010-11)	149
5.	Chris Wroblewski (2011-12)	147
6.	Louis Dale (2009-10)	146
7.	Richard Meade (1954-55)	141
8.	Hawathia Wilson (1982-83)	139
9.	Louis Dale (2007-08)	138
10.	Charles Rolles (1955-56)	136
11.	Richard Meade (1955-56)	128
12.	Ka'Ron Barnes (2003-04)	125
13.	Michael Roberts (1996-97)	121
	Charles Rolles (1953-54)	121
	Charles Rolles (1954-55)	121
16.	Paul Gerwin (1950-51)	119
17.	Frank Ableson (1993-94)	116
18.	David Bradfield (1952-53)	110
	Josh Wexler (1987-88)	110
	Graham Dow (2006-07)	109
	Louis Jordan (1957-58)	109

### Season Steals

1.	Wallace Prather (2001-02)	54
	DeShawn Standard (1997-98)	54
3.	Shonn Miller (2012-13)	52
4.	Lenny Collins (2003-04)	52
5.	Michael Parker (1992-93)	51
	Ka'Ron Barnes (2003-04)	51
	Wallace Prather (1999-00)	51
	Zeke Marshall (1992-93)	51
9.	Wallace Prather (1998-99)	49
	Drew Martin (1985-86)	49
	Graham Dow (2005-06)	49
12.	Frank Ableson (1993-94)	47
	George Hall (1981-82)	47
14.	John Bajusz (1983-84)	46
	Michael Roberts (1996-97)	46
	Ka'Ron Barnes (2002-03)	46
	Zeke Marshall (1993-94)	46
	Graham Dow (2006-07)	45
18.	Chris Wroblewski (2011-12)	45
20.	Hawathia Wilson (1982-83)	44
	Wallace Prather (2000-01)	43
	Matt Morgan (2018-19)	43

### Season Blocks

1.	Jeff Foote (2009-10)	65
	Bernard Jackson (1989-90)	65
3.	Jeff Foote (2008-09)	64
4.	Jefferson Aubry (1998-99)	63
5.	Bernard Jackson (1988-89)	56
6.	Shonn Miller (2014-15)	55
7.	Andrew Naeve (2006-07)	53
	Jefferson Aubry (1996-97)	53
	Jefferson Aubry (1997-98)	53
	Bernard Jackson (1990-91)	53
11.	Shonn Miller (2012-13)	51
12.	Shonn Miller (2011-12)	48
	Steven Julian (2018-19)	47
14.	David Onuorah (2014-15)	45
	David Onuorah (2015-16)	45
16.	Steven Julian (2017-18)	40
17.	Andrew Naeve (2005-06)	37
18.	John McCord (1996-97)	34
19.	Alex Reynolds (1980-81)	33
20.	Alex Tyler (2008-09)	32
	Eddie Samuel (1994-95)	32

### Season Minutes

1.	Ryan Wittman (2009-10)	1,154
2.	Ryan Wittman (2008-09)	1,056
3.	Chris Wroblewski (2009-10)	1,006
4.	Devin Cherry (2014-15)	1,001
5.	Matt Morgan (2018-19)	1,000
6.	John Bajusz (1985-86)	993
7.	Ryan Wittman (2006-07)	991
8.	Mike Davis (1978-79)	974
9.	Matt Morgan (2017-18)	969
10.	John Bajusz (1986-87)	961
11.	Drew Martin (1985-86)	958
12.	Mike Davis (1977-78)	955
13.	John Bajusz (1983-84)	954
	Mike Allen (1980-81)	953
15.	John Bajusz (1984-85)	952
16.	Jeff Foote (2009-10)	950
	George Hall (1981-82)	950
18.	Ka'Ron Barnes (2003-04)	949
19.	Ryan Wittman (2007-08)	944
	Chris Wroblewski (2011-12)	944



# THE CORNELL CAREER CHARTS

## Career Points

1. Matt Morgan (2015-19).....	2,333
2. Ryan Wittman (2006-10).....	2,028
3. John Bajusz (1983-87).....	1,663
4. Louis Dale (2006-10).....	1,452
5. Ray Mercedes (1997-01).....	1,429
6. Ken Bantum (1981-85).....	1,411
7. Mike Davis (1977-80).....	1,400
8. Ka'Ron Barnes (2000-04).....	1,396
9. Shawn Maharaj (1988-92).....	1,258
10. Chuck Rolles (1953-56).....	1,253
11. Robert Hatter (2013-17).....	1,241
12. Cody Toppert (2001-05).....	1,232
13. Louis Jordan (1956-59).....	1,217
14. Lenny Collins (2002-06).....	1,212
15. Chris Wroblewski (2008-12).....	1,202
16. Wallace Prather (1998-02).....	1,171
17. Drew Martin (1982-86).....	1,153
18. Gregg Morris (1965-68).....	1,133
19. Steve Cram (1963-66).....	1,131
20. Jerry Szachara (1960-63).....	1,114
21. Shonn Miller (2011-15).....	1,065
22. Zeke Marshall (1990-94).....	1,062
23. Jeff Gaca (1989-93).....	1,059
24. Walt Esdaile (1966-69).....	1,014
25. Eric Taylor (2001-05).....	1,011
26. Mike Lucas (1978-82).....	1,008
27. Brandt Schuckman (1992-96).....	1,003

## Career Field Goals

1. Matt Morgan (2015-19).....	743
2. Ryan Wittman (2006-10).....	696
3. John Bajusz (1983-87).....	647
4. Mike Davis (1977-80).....	569
5. Ray Mercedes (1997-01).....	493
6. Ken Bantum (1981-85).....	491
7. Charles Rolles (1953-56).....	480
8. Ka'Ron Barnes (2000-04).....	479
9. Louis Dale (2006-10).....	478
10. Stephen Cram (1963-66).....	457
11. Jerry Szachara (1960-63).....	452
12. Drew Martin (1982-86).....	451
13. Gregory Morris (1965-68).....	440
14. Robert Hatter (2013-17).....	432
15. Cody Toppert (2001-05).....	429
16. Lenny Collins (2002-06).....	416
17. Eric Taylor (2001-05).....	410
18. Walter Esdaile (1966-69).....	407
19. Mike Lucas (1978-82).....	402
20. Zeke Marshall (1990-94).....	401

## Career Field Goal Attempts

1. Matt Morgan (2015-19).....	1,580
2. Ryan Wittman (2006-10).....	1,520
3. Mike Davis (1977-80).....	1,296
4. John Bajusz (1983-87).....	1,204
5. Ka'Ron Barnes (2000-04).....	1,203
6. Ray Mercedes (1997-01).....	1,181
7. Charles Rolles (1953-56).....	1,158
8. Jerry Szachara (1960-63).....	1,093
9. Cody Toppert (2001-05).....	1,083
10. Robert Hatter (2013-17).....	1,068
11. Louis Jordan (1956-59).....	1,052
12. Louis Dale (2006-10).....	1,037
13. Lenny Collins (2002-06).....	1,030
14. Wallace Prather (1998-02).....	990
15. Gregory Morris (1965-68).....	981
16. William Baugh (1959-62).....	978
17. Shawn Maharaj (1988-92).....	948
18. Robert DeLuca (1963-66).....	943
19. Drew Martin (1982-86).....	941
20. Walter Esdaile (1966-69).....	936

## Career Field Goal Percentage

Minimum 400 field goals attempts	
1. Jeff Foote (2007-10).....	573
2. Eric Taylor (2001-05).....	572
3. Greg Gilda (1984-88).....	566
4. Mike Millane (1984-88).....	549
5. Ken Bantum (1981-85).....	544
6. John Bajusz (1983-87).....	537
7. Darryl Smith (2013-17).....	523
8. Rick Amato (1969-72).....	520
9. Jeffrion Aubry (1995-99).....	509
10. Bernard Jackson (1987-91).....	507
11. Paul Gerwin (1948-51).....	505
12. Wolfgang Florin (1984-88).....	503
13. <b>Josh Warren (2016-)</b> .....	<b>502</b>
14. Alex Tyler (2006-10).....	494
15. Stephen Cram (1963-66).....	491
16. Stan Brown (1974-77).....	490
17. Zeke Marshall (1990-94).....	489
18. Walter Ashbaugh (1948-51).....	482.5
19. Brad Bomba (1980-84).....	481.6
20. Pete Call (1976-79).....	481.1

## Career 3-Pointers

1. Ryan Wittman (2006-10).....	377
2. Matt Morgan (2015-19).....	334
3. Cody Toppert (2001-05).....	237
4. Brandt Schuckman (1992-96).....	231
5. Shawn Maharaj (1988-92).....	189
6. Chris Wroblewski (2008-12).....	189
7. Louis Dale (2006-10).....	164
8. Drew Ferry (2010-12).....	164
9. Ray Mercedes (1997-01).....	162
10. Adam Gore (2005-09).....	154
11. Steve Johnson (1987-91).....	145
12. Jeff Gaca (1989-93).....	143
13. Wallace Prather (1998-02).....	143
14. Lenny Collins (2002-06).....	143
15. Robert Hatter (2013-17).....	143
16. Kevin Cuttica (1997-01).....	142
17. Alex Compton (1995-97).....	126
18. Ka'Ron Barnes (2000-04).....	126
19. Nolan Cressler (2012-14).....	122
20. Geoff Reeves (2006-10).....	118

## Career 3-Point Attempts

1. Matt Morgan (2015-19).....	885
2. Ryan Wittman (2006-10).....	875
3. Cody Toppert (2001-05).....	674
4. Brandt Schuckman (1992-96).....	618
5. Ray Mercedes (1997-01).....	479
6. Robert Hatter (2013-17).....	472
7. Chris Wroblewski (2008-12).....	456
8. Wallace Prather (1998-02).....	454
9. Shawn Maharaj (1988-92).....	450
10. Kevin Cuttica (1997-01).....	439
11. Drew Ferry (2010-12).....	420
12. Louis Dale (2006-10).....	409
13. Ka'Ron Barnes (2000-04).....	396
14. Lenny Collins (2002-06).....	395
15. Jeff Gaca (1989-93).....	373
16. Steve Johnson (1987-91).....	372
17. Adam Gore (2005-09).....	369
18. Alex Compton (1995-97).....	321
19. Nolan Cressler (2012-14).....	321
20. Johnathan Gray (2009-13).....	285

## Career 3-Point Percentage

Minimum 150 3-point field goal attempts	
1. Geoff Reeves (2006-10).....	437
2. Ryan Wittman (2006-10).....	431
3. Shawn Maharaj (1988-92).....	420
4. Adam Gore (2005-09).....	417
5. Chris Wroblewski (2008-12).....	414
6. Jack Gordon (2015-19).....	406
7. Louis Dale (2006-10).....	401
8. Max Groebe (2009-12).....	394
9. Alex Compton (1995-97).....	393
10. Drew Ferry (2010-12).....	390.5
11. Steve Johnson (1987-91).....	389.8
12. Jeff Gaca (1989-93).....	383
13. Nolan Cressler (2012-14).....	380
14. Matt Morgan (2015-19).....	377
15. Michael Roberts (1993-94, 96-97).....	375
16. Brandt Schuckman (1992-96).....	374
17. Jacques Vigneault (1999-03).....	371.1
18. Frank Ableson (1989-91, 92-94).....	370.6
19. Lenny Collins (2002-06).....	362
20. JoJo Fallas (2013-17).....	360

## Career Free Throws

1. Matt Morgan (2015-19).....	513
2. Louis Jordan (1956-59).....	435
3. Ken Bantum (1981-85).....	429
4. Louis Dale (2006-10).....	332
5. John Bajusz (1983-87).....	328
6. Ka'Ron Barnes (2000-04).....	312
7. Lee Morton (1951-54).....	308
8. John Sheehy (1952-55).....	296
9. Charles Rolles (1953-56).....	293
10. Ray Mercedes (1997-01).....	281
11. Chris Wroblewski (2008-12).....	279
12. Wallace Prather (1998-02).....	270
13. Shawn Maharaj (1988-92).....	269
14. Shonn Miller (2011-15).....	266
15. Paul Gerwin (1948-51).....	264
16. Mike Davis (1977-80).....	262
17. Ryan Wittman (2006-10).....	259
18. Rick Amato (1969-72).....	259
19. Gregory Morris (1965-68).....	253
20. Drew Martin (1982-86).....	251

## Career Free Throw Attempts

1. Ken Bantum (1981-85).....	670
2. Matt Morgan (2015-19).....	615
3. Louis Jordan (1956-59).....	590
4. John Sheehy (1952-55).....	473
5. Ray Mercedes (1997-01).....	440
6. Lee Morton (1951-54).....	439
7. Rick Amato (1969-72).....	424
8. Eric Taylor (2001-05).....	424
9. Ka'Ron Barnes (2000-04).....	415
10. Charles Rolles (1953-56).....	402
11. Bernard Jackson (1987-91).....	400
12. Paul Gerwin (1948-51).....	398
13. Louis Dale (2006-10).....	396
14. Wallace Prather (1998-02).....	393
15. John Bajusz (1983-87).....	385
16. Drew Martin (1982-86).....	383
17. Gregory Morris (1965-68).....	381
18. Stephen Cram (1963-66).....	377
19. Jeff Foote (2007-10).....	371
20. Greg Gilda (1984-88).....	361
21. Zeke Marshall (1990-94).....	361

## Career Free Throw Percentage

Minimum 200 free throw attempts	
1. John Bajusz (1983-87).....	856
2. Ryan Wittman (2006-10).....	844
3. Louis Dale (2006-10).....	838
4. Matt Morgan (2015-19).....	834
5. Chris Wroblewski (2008-12).....	823
6. Jeff Gaca (1989-93).....	822
7. Lenny Collins (2002-06).....	820
8. Bernard Vaughan (1975-77).....	805
9. Mike Davis (1977-80).....	792
10. Shonn Miller (2011-15).....	785
11. Gerald Krumbain (1960-63).....	777
12. David Bradford (1951-54).....	776
13. Jerry Szachara (1960-63).....	769
14. Stone Gettings (2015-18).....	762
15. Ka'Ron Barnes (2000-04).....	752
16. Shawn Maharaj (1988-92).....	751
17. Maynard Brown (1974-76).....	740
18. Cedric Carter (1976-79).....	739
19. Louis Jordan (1956-59).....	737
20. Hank South (1966-69).....	731

## Career Rebounds

1. George Farley (1957-60).....	1,089
2. John Sheehy (1952-55).....	866
3. Walt Esdaile (1966-69).....	840
4. Bill Schwarzkopf (1967-70).....	762
5. Steve Cram (1963-66).....	735
6. Fred Eydt (1949-52).....	730
7. Bill Baugh (1959-62).....	695
8. Garry Munson (1963-66).....	645
9. David Zornow (1957-60).....	644
10. Eric Taylor (2001-05).....	643
11. Ray Zelek (1953-56).....	642
12. Jeff Foote (2007-10).....	634
13. Gerald Krumbain (1960-63).....	614
14. Shonn Miller (2011-15).....	608
15. Jeffrion Aubry (1995-99).....	596
16. Bernard Jackson (1987-91).....	588
17. Ken Bantum (1981-85).....	581
18. Mike Davis (1977-80).....	578
19. Andrew Naeve (2003-07).....	572
20. Ray Mercedes (1997-01).....	557

## Career Assists

1. Chris Wroblewski (2008-12).....	482
2. Louis Dale (2006-10).....	470
3. Charles Rolles (1953-56).....	378
4. Josh Wexler (1985-89).....	377
5. Roger Chadwick (1949-52).....	341
6. Ka'Ron Barnes (2000-04).....	329
7. DeShawn Standard (1994-98).....	320
8. Matt Morgan (2015-19).....	296
9. Wallace Prather (1998-02).....	290
10. John Bajusz (1983-87).....	285
11. Richard Meade (1953-56).....	281
12. Graham Dow (2003-07).....	271
13. David Bradford (1951-54).....	270
14. Louis Jordan (1956-59).....	268
15. Jerry Szachara (1960-63).....	263
16. Lenny Collins (2002-06).....	242
17. Galal Cencer (2011-15).....	241
18. Devin Cherry (2011-15).....	240
19. Len Palmer (1981-82, 83-86).....	238
20. <b>Shawn Maharaj (1988-92).....</b>	<b>223</b>
-- <b>Josh Warren (2016-)</b> .....	<b>203</b>

## Career Steals

1. Wallace Prather (1998-02).....	197
2. Graham Dow (2003-07).....	166
3. DeShawn Standard (1994-98).....	155
4. John Bajusz (1983-87).....	150
5. Ka'Ron Barnes (2000-04).....	149
6. Lenny Collins (2002-06).....	149
7. Zeke Marshall (1990-94).....	144
8. Drew Martin (1982-86).....	144
9. Chris Wroblewski (2008-12).....	139
10. Louis Dale (2006-10).....	128
11. Shonn Miller (2011-15).....	126
12. Matt Morgan (2015-19).....	126
13. Ryan Wittman (2006-10).....	117
14. Adam Wire (2007-11).....	102
15. Shawn Maharaj (1988-92).....	101
16. Josh Wexler (1985-89).....	100
17. Michael Parker (1989-93).....	100
18. George Hall (1980-83).....	95
19. Cody Toppert (2001-05).....	95
20. Kevin Cuttica (1997-01).....	93

## Career Blocked Shots

1. Jeffrion Aubry (1995-99).....	191
2. Bernard Jackson (1987-91).....	174
3. Jeff Foote (2007-10).....	159
4. Shonn Miller (2011-15).....	154
5. Andrew Naeve (2003-07).....	139
6. David Onuorah (2013-17).....	119
7. Ken Bantum (1981-85).....	97
8. Steven Julian (2017-19).....	87
9. Eric Taylor (2001-05).....	85
10. Alex Tyler (2006-10).....	66
11. Keirion Brown (1996-00).....	56
12. Eddie Samuel (1994-96).....	56
13. <b>Josh Warren (2016-)</b> .....	<b>47</b>
14. Stone Gettings (2015-18).....	46
15. Zeke Marshall (1990-94).....	44
16. Justin Treadwell (1990-94).....	40
17. Derek Kruse (1996-00).....	40
18. Errick Peck (2009-13).....	38
19. Rich Medina (1988-92).....	38
20. John McCord (1996-97).....	34

## Career Games Played

1. Ryan Wittman (2006-10).....	121
2. Chris Wroblewski (2008-12).....	119
3. Matt Morgan (2015-19).....	114
4. Louis Dale (2006-10).....	110
5. Lenny Collins (2002-06).....	109
6. Andrew Naeve (2003-07).....	109
-- <b>Josh Warren (2016-)</b> .....	<b>98</b>

## Career Games Started

1. Ryan Wittman (2006-10).....	119
2. Matt Morgan (2015-19).....	112
3. Louis Dale (2006-10).....	108
4. Lenny Collins (2002-06).....	102
5. Shawn Maharaj (1988-92).....	101

## Career Minutes Played

1. Ryan Wittman (2006-10).....	4,145
2. John Bajusz (1983-87).....	3,860
3. Matt Morgan (2015-19).....	3,705
4. Chris Wroblewski (2008-12).....	3,594
5. Lenny Collins (2002-06).....	3,545