

# 2022-23 PENN STATE MEN'S BASKETBALL

**GAME 29 | PENN STATE VS. RUTGERS | FEB. 26, 2023 | BRYCE JORDAN CENTER**

## 2022-23 SCHEDULE

**Date Opponent Time/Result**

### NOVEMBER

7	WINTHROP	W, 93-68
10	LOYOLA MARYLAND	W, 90-65
14	BUTLER#	W, 68-62
17	vs. Furman%	W, 73-68
18	vs. Virginia Tech%	L, 59-61
20	vs. Colorado State%	W, 68-56
25	LAFAYETTE	W, 70-57
29	at Clemson^	L, 94-101 (2OT)

### DECEMBER

7	MICHIGAN STATE*	L, 58-67
10	at #17 Illinois*	W, 74-59
18	CANISIUS	W, 97-67
22	QUINNIPIAC	W, 77-68
29	DELAWARE STATE	W, 60-46

### JANUARY

1	IOWA*	W, 83-79
4	at Michigan*	L, 69-79
8	#1 PURDUE*&	L, 63-76
11	INDIANA*	W, 85-66
17	at Wisconsin*	L, 60-63
21	NEBRASKA*	W, 76-65
24	at Rutgers*	L, 45-65
29	MICHIGAN*	W, 83-61

### FEBRUARY

1	at #1 Purdue*	L, 60-80
5	at Nebraska*	L, 63-72
8	WISCONSIN*	L, 74-79 (OT)
11	at Maryland*	L, 68-74
14	ILLINOIS*	W, 93-81
18	at Minnesota*	W, 76-69
23	at Ohio State*	W, 75-71
26	<b>RUTGERS*</b>	<b>6:30 PM</b>

### MARCH

1	at #21 Northwestern*	9 PM
5	MARYLAND*	Noon
8-12	Big Ten Tournament	

# - Gavitt Games

% - Charleston Classic

^ - ACC/Big Ten Challenge

& - Game played at The Palestra (Philadelphia)

\* Big Ten Opponent

HOME GAMES IN CAPS

All times Eastern Standard Time

## STRATEGIC COMMUNICATIONS

MBB Primary Contact.....Chelsea Vielhauer  
Cell Phone.....610-937-4035  
Email.....cpv5026@psu.edu

MBB Secondary Contact.....Matt Rudisill  
Email.....mpr5529@psu.edu

## GAME DAY INFORMATION

**PENN STATE NITTANY LIONS**  
17-11 | 8-9 Big Ten



**VS.**

**RUTGERS SCARLET KNIGHTS**  
17-11 | 9-8 Big Ten



### TEAM INFORMATION

Team Name.....Scarlet Knights  
Head Coach.....Steve Pikiell (7th)  
Rutgers Record: 114-102  
NET Ranking.....37  
KenPom Ranking.....34  
Current Streak.....L1

### TEAM INFORMATION

Team Name.....Nittany Lions  
Head Coach.....Micah Shrewsberry (2nd)  
PSU Record: 31-28  
NET Ranking.....56  
KenPom Ranking.....50  
Current Streak.....W3

### GAME COVERAGE

TV | Big Ten Network - Jason Horowitz (pxp) & Jess Settles (analyst)  
RADIO | Penn State Sports Network - 103.7 FM & 1450 AM - Steve Jones & Dick Jerardi  
NATIONAL RADIO | SiriusXM Ch. 134 or 195 - SXM App Ch. 957

### OPENING TIPS

- Penn State looks to keep its momentum going Sunday night when the Nittany Lions return to the Bryce Jordan Center to host Rutgers.
- The Nittany Lions have won three-straight games, led by reigning National and Big Ten Player of the Week Jalen Pickett's 96 points & 20 assists in the last three games.
- Pickett leads PSU in scoring (18.8 ppg), rebounds (7.3 rpg) and assists (6.9 apg) and is the only player in the country averaging 18/7/6. Seth Lundy (14.6 ppg) and Andrew Funk (12.1 ppg) are also averaging double-digit points.

### IF PENN STATE BEATS RUTGERS

- The Nittany Lions would win their fourth-straight game.
- Penn State would win four-straight Big Ten games for the first time since the 2019-20 team won eight straight from Jan. 18-Feb. 15, 2020.

### LAST GAME STARTING LINEUP



#### #1 SETH LUNDY

Sr. | G/F | 6-6

**PPG** 14.6 **RPG** 6.1 **APG** 1.0 **MPG** 30.8



#### #3 KEBBA NJIE

Fr. | F | 6-10

**PPG** 3.4 **RPG** 3.6 **APG** 0.5 **MPG** 14.1



#### #10 ANDREW FUNK

Sr.+ | G | 6-5

**PPG** 12.1 **RPG** 2.6 **APG** 1.2 **MPG** 33.7



#### #11 CAMREN WYNTER

Sr.+ | G | 6-2

**PPG** 8.0 **RPG** 2.6 **APG** 1.9 **MPG** 26.8



#### #22 JALEN PICKETT

Sr.+ | G | 6-4

**PPG** 18.8 **RPG** 7.3 **APG** 6.9 **MPG** 35.9

### NITTANY LION RESERVES

No.	Name	Pos.	Ht.	Elig.	PPG	RPG	APG	MPG
0	Kanye Clary	G	5-11	Fr.	3.4	0.8	0.7	9.8
2	Myles Dread	G/F	6-4	Sr.+	5.5	2.0	0.8	21.6
4	Caleb Dorsey	F	6-7	Jr.	2.3	2.2	0.4	12.0
5	Jameel Brown	G	6-4	Fr.	0.9	1.1	0.2	4.8
12	Evan Mahaffey	G/F	6-6	Fr.	3.2	1.7	0.4	9.8
14	Demetrius Lilley	F	6-10	Fr.	0.8	0.4	0.0	2.9
15	Dan Conlan	G	6-4	Sr.	0.0	0.2	0.0	2.5
23	Dallion Johnson	G	6-3	Jr.	2.2	0.8	0.4	9.3
24	Michael Henn	F	6-8	Sr.+	2.9	1.1	0.7	8.5
33	Andy Christos	G	6-5	Jr.	0.0	0.0	0.0	1.7
35	Ishaan Jagiasi	G	6-1	Sr.	0.0	0.0	0.5	1.1

**PENN STATE QUICK FACTS**

**University Information**

Location.....University Park, Pa.  
 Founded.....1855  
 Enrollment.....48,197 (UP Overall)  
 Nickname.....Nittany Lions  
 School Colors.....Blue and White  
 Conference.....Big Ten  
 President.....Dr. Neeli Bendapudi  
 VP For Intercollegiate Athletics.....Dr. Patrick Kraft  
 Deputy AD (MBB Administrator).....Adam Miller  
 Facility (Capacity).....Bryce Jordan Center (15,261)  
 All-Time Record at BJC.....278-158 (27th season)

**Men's Basketball Staff**

Head Coach.....Micah Shrewsberry (Hanover '99)  
 Penn State Record: 30-28 (2nd season)  
 Assoc. Head Coach.....Adam Fisher (Penn St. '06)  
 Assistant Coach.....Aki Collins (Clark Atlanta '97)  
 Assistant Coach.....Mike Farrelly (St. Joseph's '03)  
 Chief of Staff.....Nick Colella (Penn St. '13)  
 Dir. of Recruiting.....Brian Snow (Ohio State '07)  
 Dir. of Player Dev.....Mike Green (Butler '08)  
 Asst. to Head Coach.....Tre Whitted (Marshall '07)  
 Video Coord.....Grady Eifert (Purdue '19)  
 Athletic Trainer.....Justin Pomar (Iowa State '14)  
 Athletic Performance ..Greg Miskinis (Penn St. '08)

**Program History**

First Year of Men's Basketball.....1897  
 No. of Seasons.....126 (127th in 2022-23)  
 All-Time Record.....1,538-1,239  
 All-Time Big Ten Record.....180-363  
 NCAA Tournament App./Last.....9/2011  
 NCAA Tournament Record.....9-11  
 NIT App./Last.....11/2018 - champs  
 NIT Record.....27-9  
 CBI App./Last.....1/2014  
 CBI Record.....1-1

**Team Information**

2021-22 Record.....14-17  
 Home - 10-5  
 Away - 1-10  
 Neutral - 3-2  
 Big Ten Record (finish).....7-13 (t-10)  
 Home - 6-4  
 Away - 1-9  
 Letterwinners Returning/Lost.....8/7  
 Starters Returning/Lost.....4/1  
 Big Ten Tournament.....Quarterfinals  
 Postseason.....n/a

**#WeAre**

Men's Basketball Twitter.....@PennStateMBB  
 Men's Basketball Instagram.....pennstateMBB  
 Men's Basketball Facebook.....Penn State  
 Basketball  
 Penn State Athletics Twitter.....@GoPSUSports  
 Penn State Athletics Website.....gopsusports.com  
 Hashtags.....#WeAre

**Contact**

Ticket Office Phone.....1-800-NITTANY  
 Bryce Jordan Center Press Row.....814-863-3294  
 Strategic Communications Office.....814-865-1757

**THE RESUME**

Penn State owns three Quad 1 wins, two of which have been double-digit victories.

The Nittany Lions earned a regular-season sweep of Illinois (currently 32 in NET rankings), first beating the Illini 74-59 on Dec. 10 in Champaign. Penn State handed Indiana (currently 20 in NET rankings) its largest loss of the season on Jan. 11, an 85-66 thumping for the Nittany Lions' largest win over the Hoosiers in program history. The Nittany Lions earned their most recent Quad 1 victory Thursday night with a 75-71 road win at Ohio State (currently 71 in NET rankings).

The Nittany Lions also own four Quad 2 wins in home victories over Illinois, Iowa and Michigan, in addition to a neutral site win against Furman.

Penn State is 10-0 in Quad 3/4 games. The Nittany Lions have only lost one game to a team outside of the NET top 90, with that loss coming on the road at Nebraska (88 in NET) on Feb. 5.

**OPPORTUNITIES AHEAD**

Penn State has opportunities ahead to grab more quality wins, as two of Penn State's three remaining regular-season games are currently Quad 1 opportunities.

Date	Opponent	Quad (NET)
2/26	Rutgers	2 (37)
3/1	at Northwestern	1 (38)
3/5	Maryland	1 (22)

**THREE STRAIGHT**

Penn State's offense has fueled its current three-game winning streak as the Nittany Lions are averaging 81.3 ppg while shooting 52.7% from the field and 43.8% from 3-point range in the last three games combined.

Reigning National and Big Ten Player of the Week Jalen Pickett has been the catalyst and is averaging 32.0 ppg, 6.7 apg and 4.7 rpg during the stretch. He is shooting 66.7% (34-51) from the field, 57.9% (11-19) from 3-point range and 94.4% (17-18) from the FT line in the last three games. His last three have included a 41-point game, a 32-point game and a 23-point game. The 23-point game at Ohio State included Penn State's final 14 points.

**HOME COOKIN'**

Penn State is 12-2 when playing inside the Bryce Jordan Center this season. The Nittany Lions' only two losses in Happy Valley this season were the Big Ten opener against Michigan State (58-67) on Dec. 7 and an overtime loss to Wisconsin (74-79, OT) on Feb. 8.

22-23 Stat	BJC	Elsewhere
Points/game	79.1	67.6
FG%	49.8%	44.1%
3FG%	41.4%	36.9%

**18/7/6**

Jalen Pickett is the only player in the country averaging at least 18 points (18.8) per game, seven rebounds (7.3) per game and seven assists (6.9) per game.

Only two men's college basketball players in the last 30 years (since 1992-93 season) have finished the season averaging 18/7/6 or better: Michigan State's Denzel Valentine (19.2 ppg, 7.5 rpg, 7.8 apg - 2015-16) and Memphis' Penny Hardaway (22.8 ppg, 8.5 rpg, 6.4 apg - 1992-93).

**THE MAESTRO**

Point guard Jalen Pickett is the engine that makes Penn State go. Pickett ranks in the top five nationally in both assists per game (6.9) and assist-to-turnover ratio (3.22) while engineering a Penn State offense that leads the nation in fewest turnovers per game (8.6) and ranks 10th in effective field goal percentage (.563).

Pickett and Indiana's Trayce Jackson-Davis are the only two Big Ten players that rank in the top 10 of the conference statistical standings in scoring, rebounding and assists. Pickett ranks fourth in scoring, eighth in rebounding and first in assists.

The six-foot-four guard has played his best in Big Ten play, averaging 20.5 points per game, 7.8 rebounds per game and 6.4 assists per game.

The Rochester, N.Y. native's season highlights include a 41-point game, a 32-point game, 12 20-point games, six double-doubles and one triple-double. Pickett put together the second triple-double and first points-rebounds-assists triple-double in Penn State history Nov. 14 against Butler with his 15 points, 10 rebounds and 11 assists.

Pickett was named the National Player of the Week by every major award service this week. He also has picked up several mid/late season honors including Naismith Player of the Year Midseason Team, Wooden Award Late Season Top 20 Watch List, Top 10 candidate for the Bob Cousy Point Guard of the Year Award and Oscar Robertson Trophy Midseason Watch List.

**NATIONAL NUMBERS**

Penn State and Nittany Lion players rank in the top 10 in the nation in a number of statistical categories as of Feb. 25:

Team Stat	Value	Rank.
Fewest turnovers/game	8.6	1
Assist/Turn. Ratio	1.67	3
3FG made/game	10.8	4
3FG%	39.2%	8
Effective FG%	.563	10

Player Stat	Value	Rank.
Assists/game - Pickett	6.9	4
Assist/Turn. Ratio - Pickett	3.22	4
3FG% - Lundy	44.4%	8

**TEAM REAM**

Penn State will raise awareness for Team Ream during Sunday's game against Rutgers. The Team Ream Foundation is a not-for-profit organization established to preserve the memory, to grow the legacy, and to carry on the fight, the will and determination of Brandon Ream for future generations. A lifelong resident of Happy Valley and Penn State graduate, Brandon Ream played football at Penn State where he met his wife, Samantha, a Penn State volleyball player. In November, 2011, Brandon was diagnosed with osteosarcoma, a rare form of bone cancer. Through his life and his journey with cancer, Brandon recognized the value and the importance of a solid support system and the availability of quality resources.

The mission of the Team Ream Foundation is to assist the everyday lives of financially disadvantaged individuals in State College and surrounding areas who have been affected by cancer and serious medical conditions.

**THE THREE IS KEY**

The 2022-23 Penn State team (28 games played) has already set the program single-season team record for 3-pointers made in a season (currently at 303). The previous school record stood with the 2017-18 team's 294 treys (39 games played, NIT Champions). The Big Ten record for 3-pointers in a season is 365, which was set by Purdue in 2018-19 (36 games, Elite 8) while Penn State head coach Micah Shrewsberry was an assistant coach on Purdue's staff.

Penn State ranks fourth in the nation with 10.9 3-pointers made per game. The Nittany Lions are shooting the long ball at a 39.2 percent (303-773) clip, a mark that ranks eighth in the nation.

Penn State has made double-digit 3-pointers in 18 games this season, including a program-record 18 triples in two games. Penn State's worst shooting night of the season was at Rutgers on Jan. 24, as the Nittany Lions shot a season-low 15.4% (4-for-26) from downtown.

The Nittany Lions' performance from behind the arc has proven to be crucial to their success:

	<b>17 Wins</b>	<b>11 Losses</b>
3FG%	42.3%	34.4%
3FG made/game	11.6	9.5

**THE BIG TEN'S BEST SHOOTING DUO**

Penn State's duo of Andrew Funk and Seth Lundy have provided a lethal 1-2 punch on the perimeter as they both rank first and second in the Big Ten in 3-pointers made per game and 3FG%.

Andrew Funk has made a Big Ten-best 2.93 3-pointers per contest at a 41.2 percent clip. Seth Lundy leads the Big Ten and ranks eighth in the nation with a 44.4% 3-point shooting percentage while ranking second in the conference, behind only Funk, with 2.78 triples per game.

**ELITE EFFICIENCY FOR LUNDY**

Senior Seth Lundy is producing at an elite level. Lundy is one of only seven Division I players to be averaging double-digit points (14.6) and six-plus (6.1) rebounds per game while shooting at least 55% from two (55.7%), 40% from three (44.4%) and 75% from the free throw line (77.9%).

Lundy is having his most consistent year in the Blue & White and has scored in double figures in all but three games this season. In addition to his offensive consistency, Lundy serves as one of the team's top defenders and is consistently tasked with guarding the opposing team's best players.

**WYNTER IS COMING**

Camren Wynter has kicked it up a notch over the last two games. He's averaging 16.0 ppg while shooting 60% (12-20) from the field and 85.7% (6-7) from 3-point range over the last two games.

**THE OPPOSITION**

**SCOUTING RUTGERS**

- The Scarlet Knights are 17-11 overall and 9-8 in Big Ten play. Rutgers has lost four of its last five games, including a 45-58 home loss to Michigan Thursday night in its most recent game.
- Rutgers owns the Big Ten's best scoring defense, allowing just 60.6 points per game. The Scarlet Knights allow their opponents to shoot just 32.3 percent from the field and 29.9 percent from 3-point range.
- Clifford Omoruyi leads Rutgers with 13.3 points and 9.8 rebounds per game, while Cam Spencer chips in 12.6 ppg.

**AGAINST THE SCARLET KNIGHTS**

- The Nittany Lions and Scarlet Knights meet for the second time this season, this time in Happy Valley where Penn State owns a 29-10 all-time edge against the Scarlet Knights.
- The home team has won each of the last six meetings between the two teams.
- Rutgers took advantage of a cold-shooting Penn State night in the season's first meeting on Jan. 24 in Piscataway as the Scarlet Knights earned a 65-45 win. Penn State shot a season-low 15.4% (4-26) from 3-point range in the loss.
- Jalen Pickett led Penn State with 15 points and eight rebounds. Andrew Funk and Seth Lundy contributed 12 points apiece.

**BY THE NUMBERS**

STATISTIC	PENN STATE	RUTGERS
Scoring Offense	73.4	68.8
Scoring Defense	68.8	59.8
Scoring Margin	+4.6	+9.0
Field Goal Pct.	47.0	43.2
Field Goal Pct. Defense	43.8	38.9
Free Throw Pct.	75.3	71.2
3FG Made Per Game	10.8	5.8
3FG Pct.	39.2	32.3
3FG Pct. Defense	34.3	29.9
Rebounding	31.9	37.3
Rebounding Allowed	35.0	34.2
Rebounding Margin	-3.1	+3.1
Assists	14.3	15.2
Steals	4.7	8.9
Turnovers	8.6	11.7

**INSIDE THE SERIES**

Overall:	Penn State leads, 45-35
Last Meeting:	Jan. 24, 2023 - Rutgers 65-45
Current Streak:	Rutgers, 2
Against Rutgers at Home:	29-10
Against Rutgers on the Road:	16-25
Neutral Locations vs. Rutgers:	0-0

Last Five Meetings:	
Jan. 24, 2023 (Away)	Rutgers 65-45
March 6, 2022 (Away)	Rutgers 59-58
Jan. 11, 2022 (Home)	Penn State 66-49
Jan. 21, 2021 (Home)	Penn State 75-67
Feb. 26, 2020 (Home)	Penn State 65-64

### 2,000/700/700

Jalen Pickett is the only Division I men's college basketball player in AT LEAST the last 37 years to have accumulated marks of 2,000+ career points, 700+ career rebounds and 700+ career assists.

Pickett currently owns career marks of 2,077 points, 710 rebounds and 791 assists.

### FIVE 1,000/THREE 1,500

The Nittany Lions are one of six teams in the country - also Missouri, Notre Dame, San Diego, UAB and Youngstown State - with five 1,000-point scorers on their 2022-23 roster: Jalen Pickett (2,077), Camren Wynter (1,882), Andrew Funk (1,569), Seth Lundy (1,166) and Myles Dread (1,047).

Penn State is one of just three teams in the country - also Gonzaga and Notre Dame - with three 1,500-point scorers on its 2022-23 roster - Andrew Funk, Jalen Pickett and Camren Wynter.

### BALL SECURITY

Penn State leads the nation in fewest turnovers per game (8.6) and ranks third in assist-to-turnover ratio (1.67).

Penn State's current program record for fewest turnovers in a season is 285 and was set by the 2020-21 team in the Covid-19 shortened season (25 games). The Nittany Lions have turned the ball over just 240 times through 28 games this season.

### SHARING THE ROCK

The Nittany Lions have tallied 15 or more assists in 13 games this season after reaching the 15-assist mark just six times all of last season.

### NON-CONFERENCE WRAP UP

The Nittany Lions completed regular-season non-conference play with a 9-2 record.

Penn State's only two losses of non-conference play were a two-point neutral site defeat to Virginia Tech (59-61) and a double-overtime road loss at Clemson (94-101, 2OT). Both Virginia Tech and Clemson rank in the top 70 of the NET rankings.

### SCHOOL RECORD WATCH

#### Team Single-Season Records

##### Fewest Turnovers

Record: 285 (25 games), 2020-2021  
Current Mark: 240 (28 games)

#### Player Single-Season Records

##### Jalen Pickett - Single Season Assists

Record: 198, Tim Frazier (2011-12)  
Current Mark: 193

Five assists away from tying, six assists away from breaking

##### Jalen Pickett - Single Season FG Made

Record: 260, Jarrett Stephens (1999-2000)  
Current Mark: 212

#### Player Career Records

##### Myles Dread - Games Played

Record: 146, John Harrar (2017-22)  
Current Mark: 145

### BIG TEN RECORD WATCH

#### Team Single-Season Records

##### 3FG Made

Record: 365, Purdue in 2018-19 (36 games)  
Current Mark: 303 (Penn State record)

### CAREER MILESTONE WATCH

**2,000 Points** **Current Mark**  
Camren Wynter 1,882

**1,000 Points at PSU** **Current Mark**  
Jalen Pickett 938

**800 Assists** **Current Mark**  
Jalen Pickett 787

**700 Assists** **Current Mark**  
Camren Wynter 631

**300 3-Pointers** **Current Mark**  
Myles Dread 278  
Andrew Funk 272

**250 3-Pointers** **Current Mark**  
Jalen Pickett 237  
Seth Lundy 212

**200 3-Pointers** **Current Mark**  
Camren Wynter 161

**200 Steals** **Current Mark**  
Jalen Pickett 169  
Camren Wynter 153

### MEDIA INFORMATION

#### SHREWSBERRY AVAILABILITY

Coach Shrewsberry will be available for weekly media sessions during the regular season. Interview requests outside of these availabilities should be arranged through Chelsea Vielhauer in the Strategic Communications office.

#### PLAYER INTERVIEWS

All student-athlete interviews must be arranged through Chelsea Vielhauer at least 72 hours in advance. Interviews will not be granted on game day prior to tip-off. Player phone numbers will not be released. Following games, requested Penn State student-athletes will be made available. The Penn State locker room is closed.

#### CREDENTIALS

Press credentials are issued to accredited members of the working media only. Requests for credentials should be directed to Chelsea Vielhauer at least one week in advance of each game. Press credentials can be picked up at the media entrance to the Bryce Jordan Center.

#### PHOTOGRAPHERS

A photo pass must be issued to gain access courtside in the Bryce Jordan Center. Please contact Chelsea Vielhauer one week in advance for photo passes. Courtside photographers must follow NCAA guidelines.

#### RADIO NETWORKS

The Penn State Sports Network originates from the first row of Booth C23 in the press area. Visiting radio stations are located on the first row of Booth C22 in the press area. Visiting radio is provided Ethernet, POTS and ISDN connections.

#### PRESS ROW SEATING

The press seating area is located atop section 122 and 123 of the Bryce Jordan Center. Please allow several minutes when taking the elevator to the press room or media seating areas.

#### GAME NOTES

Game notes will be provided at least 24 hours in advance of each game. Penn State, Big Ten and opposing team game notes will be available online. If you would like to receive game notes via email, please contact Chelsea Vielhauer in the Strategic Communications office.

## MEDIA SCHEDULE - FEBRUARY 20-26

MONDAY	TUESDAY	WEDNESDAY	THURSDAY	FRIDAY	SATURDAY	SUNDAY
<b>Weekly Media Availability</b>	<b>Penn State Coaches Show</b>		<b>Penn State at Ohio State</b>			<b>Penn State vs. Rutgers</b>
2:30 PM Micah Shrewsberry Penn State Players	6:30 PM Micah Shrewsberry		6:30 PM FS1			6:30 PM Big Ten Network
BJC Green Room	The Field Burger & Tap	<b>Game Notes Available</b>	Postgame Availability		<b>Game Notes Available</b>	Postgame Availability

**SINGLE-GAME RECORDS**

**POINTS**

Points.....129 vs. VMI, 12/30/06  
 Points/Half.....69 (2nd) vs. Rutgers, 12/14/55  
 Points/Half (Low since 1960).....7 at Army, 2/5/66  
 Points/Combined.....240 vs. VMI, 12/30/06  
 (PSU 129, VMI 111)  
 Points/In Loss: .....102 at Indiana, 2/1/19 (3OT)

**SCORING MARGINS**

Victory Margin.....58 vs. Ithaca, 1/17/53  
 (PSU 105, Ithaca 47)  
 Losing Margin.....53 at Navy, 12/4/85  
 (Navy 103, PSU 50)

**FIELD GOALS**

Field Goals.....49 vs. Muhlenberg, 12/12/77  
 Fewest Field Goals.....7 vs. Pittsburgh, 3/1/52  
 Field Goal Attempts.....105 vs. Gettysburg, 1/12/53  
 Field Goal Att/Combined.....177 at Duke, 1/5/65  
 Field Goal %.....69.6 (32-46) vs. Army, 2/17/79  
 Field Goal % Half.....90.0 (18-20, 2nd) vs. Army,  
 2/17/79  
 Field Goal % Low.....20.51 (16-78) vs. Syracuse,  
 1/6/57

**3-POINT FIELD GOALS**

3-Pt. Field Goals.....18, vs. Indiana, 1/11/23  
 18 vs. Winthrop, 11/7/22  
 3-Pt. Field Goal Attempts.....39  
 at Purdue (10 made), 1/17/21  
 3-Pt. Field Goal % (min. 10 att.).....78.6 (11-14)  
 at Ohio State, 1/25/18  
 3-Pt. Field Goal % (min. 7 att.).....85.7 (6-7)  
 at Massachusetts, 2/23/89

**FREE THROWS**

Free Throws Made.....42, vs. Siena, 3/20/00  
 Free Throw Attempts.....53 vs. Duquesne, 1/12/91  
 Free Throw Att./Combined.....96 vs. Lehigh, 2/6/56  
 Free Throw Att./Low.....0, 3 times  
 most recently vs. Temple, 2/6/74  
 Free Throw Att./Low Combined..0 vs. Lock Haven,  
 1900  
 Free Throw %.....100% (16-16) at Villanova, 1/25/78  
 100% (5-5) at Alabama, 12/21/18

**REBOUNDS**

Rebounds.....71 vs. Cornell, 12/4/71  
 Rebound Margin.....+39 (67-28)  
 vs. Loyola (Md.), 1/26/81

**STEALS/ASSISTS/BLOCKS**

Steals.....19 vs. Indiana (Pa.), 12/1/82  
 Assists.....36 vs. VMI, 12/30/06  
 Blocks.....16 vs. Nebraska, 3/11/15

**FOULS**

Personal Fouls.....39, 2 times  
 at Alaska, 11/25/78  
 at Duquesne, 1/10/83  
 Personal Fouls Combined.....68 at Alaska, 11/25/78  
 Personal Fouls/Low.....0 vs. Lock Haven, 1900  
 Personal Fouls/Low, Combined...0 vs. Lock Haven,  
 1900

**OVERTIME**

Overtime Periods.....5 vs. Temple, 2/14/45  
 (Temple 63, PSU 60)

**BACK-TO-BACK TOP 30 CLASSES**

Head Coach Micah Shrewsberry has signed his second-straight top-30 recruiting class, as three highly-touted signees inked their National Letters of Intent on National Signing Day Nov. 9.

Penn State's three-member class currently ranks 24th in the nation according to 247 sports and 27th according to ESPN. It marks the first time in program history that the Nittany Lions have signed back-to-back top-30 recruiting classes, both of which have come under Shrewsberry.

The three-member class is comprised of Carey Booth (Englewood, Colo.), Logan Imes (Zionsville, Ind.) and Braeden Shrewsberry (State College, Pa.).

Booth is an ESPN Top 100 recruit (No. 75). and ranked as the No. 15 power forward in his class per 247 Sports. He is the second-highest ranked recruit in program history behind Tony Carr and the highest-ranked recruit of Shrewsberry's tenure. Booth is Shrewsberry's second ESPN Top 100 signee (also Kebba Njie).

Imes is an ESPN four-star prospect who ranks as the No. 24 combo guard in the 2023 class and No. 6 overall player in the state of Indiana per 247 Sports.

Braeden Shrewsberry, Micah's oldest son, is an ESPN four-star prospect and ranked as the No. 33 shooting guard in the 2023 class and No. 4 player in the state of Pennsylvania per 247 Sports.

**YEAR TWO**

Penn State is in its second season under head coach Micah Shrewsberry in 2022-23. Shrewsberry came to Penn State with a wealth of experience and success at both the collegiate and NBA levels, having coached in six NCAA Tournaments, two NCAA Final Fours, five NBA Playoffs and two NBA Conference Finals.

Shrewsberry immediately put his stamp on the Nittany Lion program during his first season at the helm. He engineered the Big Ten's best scoring defense in 2021-22 and guided the Nittany Lions to their best defensive season (65.0 points allowed per game) in 11 years. The Nittany Lions advanced to the quarterfinal round of the Big Ten Tournament after winning two postseason games, making Shrewsberry one of just two first-year Big Ten coaches since 2008 to win two Big Ten Tournament games. The regular season saw Penn State earn a number of statement wins, including victories over 19th-ranked Michigan State, Big Ten Tournament champion Iowa, and NCAA Tournament participants Indiana and Rutgers.

**THE CAPTAINS**

Four Nittany Lions were elected as captains for the 2022-23 season. Jalen Pickett, Seth Lundy, Myles Dread and Andrew Funk will each hold the captain title this season.

Coach Shrewsberry had this to say about his four captains: "Jalen, Seth, Andrew and Myles have each been great leaders for our program throughout the summer and fall. Not only have they served as on-court leaders for their teammates, but each of them has also helped drive and enforce the culture of our program. All four of them play an important role for our team this year and are very deserving of the captain title."

**CORE RETURNEES**

An experienced group of returnees headline the 2022-23 roster as Penn State returns four starters and eight letterwinners from the 2021-22 campaign.

The Nittany Lions' 2021-22 leading scorer returns in Jalen Pickett. The guard led Penn State in scoring (13.3 ppg), assists (135), steals (35) and minutes played (37.2 mpg) a season ago. Senior Seth Lundy is coming off a 2021-22 season in which he finished as the team's second-leading scorer (11.9 ppg) and third-leading rebounder (4.9 ppg) while emerging as the team's top defender.

Myles Dread sits in the top five in program history in career 3-pointers made and returns to utilize the extra year of eligibility granted by the NCAA due to the COVID-19 pandemic. Penn State also returns junior Dallion Johnson who broke into the starting lineup for the final 14 games of the 2021-22 season, in addition to classmate Caleb Dorsey.

**TRANSFER HAUL**

The Nittany Lions added three highly-accomplished graduate transfers this spring who brought 3,666 career points, 1,236 career rebounds and 901 career assists to Happy Valley.

Guards Andrew Funk (Bucknell) and Camren Wynter (Drexel) each averaged double-digit points in their final three seasons at their respective previous institutions and are primed to bolster an already strong backcourt. Forward Mikey Henn (Denver) will add experience to an otherwise young frontcourt.

**HIGHEST-RANKED CLASS IN PROGRAM HISTORY**

Penn State's five-man freshman class, Shrewsberry's first recruiting class, is the highest-ranked recruiting class in program history and ranks as a consensus top-30 class in the nation by all major recruiting services.

NATIONAL POLLS - WEEK 16

AP TOP 25

Rank	Team	Record	Pts.	Prev.
1.	Houston (48)	25-2	1534	2
2.	Alabama (7)	23-4	1448	1
3.	Kansas (7)	22-5	1409	5
4.	UCLA	23-4	1363	4
<b>5.</b>	<b>Purdue</b>	<b>24-4</b>	<b>1294</b>	<b>3</b>
6.	Virginia	21-4	1228	7
7.	Arizona	24-4	1213	8
8.	Texas	21-6	1083	6
9.	Baylor	20-7	1013	9
10.	Marquette	21-6	968	11
11.	Tennessee	20-7	887	10
12.	Gonzaga	23-5	856	13
13.	Miami	22-5	833	15
14.	Kansas State	20-7	666	12
15.	Saint Mary's	24-5	650	17
16.	Xavier	20-7	563	16
<b>17.</b>	<b>Indiana</b>	<b>19-8</b>	<b>539</b>	<b>14</b>
18.	UConn	20-7	440	20
19.	Creighton	18-9	361	18
20.	Providence	20-7	350	24
<b>21.</b>	<b>Northwestern</b>	<b>20-7</b>	<b>349</b>	<b>RV</b>
22.	San Diego St.	21-5	336	21
23.	Iowa State	17-9	309	19
24.	TCU	18-9	162	22
25.	Texas A&M	20-7	125	RV

**Others receiving votes:** NC State 54, Pittsburgh 34, Oral Roberts 14, **Maryland 14**, Kentucky 12, Boise State 12, Florida Atlantic 6, Arkansas 6, Charleston 4, Southern Miss 3, Duke 3, Missouri 3, Kent State 2, **Illinois 2**, Nevada 1, Oklahoma State 1

COACHES POLL

Rank	Team	Record	Pts.	Prev.
1.	Houston (24)	25-2	791	2
2.	Alabama (6)	23-4	753	1
3.	UCLA	23-4	716	4
4.	Kansas (1)	22-5	693	7
<b>5.</b>	<b>Purdue</b>	<b>24-4</b>	<b>669</b>	<b>3</b>
6.	Virginia (1)	21-4	638	6
7.	Arizona	24-4	607	8
8.	Texas	21-6	588	5
9.	Marquette	21-6	515	10
10.	Baylor	20-7	512	9
11.	Miami	22-5	437	13
12.	Gonzaga	23-5	431	12
13.	Tennessee	20-7	398	11
14.	Saint Mary's	24-5	349	17
15.	Xavier	20-7	309	16
16.	Kansas State	20-7	299	14
<b>17.</b>	<b>Indiana</b>	<b>19-8</b>	<b>288</b>	<b>15</b>
18.	Providence	20-7	226	21
19.	Creighton	18-9	225	19
20.	San Diego St.	21-5	180	20
21.	Iowa State	17-9	174	18
<b>22.</b>	<b>Northwestern</b>	<b>20-7</b>	<b>148</b>	<b>RV</b>
23.	UConn	20-7	128	23
24.	NC State	21-7	93	22
25.	Texas A&M	20-7	87	RV

**Others receiving votes:** TCU 64, Florida Atlantic 14, Pittsburgh 13, Duke 13, **Maryland 10**, Kentucky 8, Oral Roberts 6, Boise State 6, Texas Tech 4, **Iowa 4**, Auburn 2, Oklahoma State 1, **Rutgers 1**

STARTING LINEUPS

OPP.	G	G	G	G/F	F	Rec
Winthrop	Pickett	Wynter	Funk	Lundy	Dorsey	1-0
Loyola (Md.)	Pickett	Wynter	Funk	Lundy	Dorsey	2-0
Butler	Pickett	Wynter	Funk	Lundy	Dorsey	3-0
vs. Furman	Pickett	Wynter	Funk	Lundy	Dorsey	4-0
vs. Virginia Tech	Pickett	Wynter	Funk	Lundy	Dorsey	4-1
vs. Colorado State	Pickett	Wynter	Funk	Lundy	Njie	1-0
Lafayette	Pickett	Wynter	Funk	Lundy	Njie	2-0
at Clemson	Pickett	Wynter	Funk	Lundy	Njie	2-1
Michigan State	Pickett	Wynter	Funk	Lundy	Njie	2-2
at #17 Illinois	Pickett	Wynter	Funk	Dread	Lundy	1-1
Canisius	Pickett	Wynter	Funk	Lundy	Dorsey	5-0
Quinnipiac	Pickett	Wynter	Funk	Dread	Njie	1-0
Delaware State	Pickett	Wynter	Funk	Lundy	Njie	3-2
Iowa	Pickett	Wynter	Funk	Lundy	Njie	4-2
at Michigan	Pickett	Wynter	Funk	Lundy	Njie	4-3
vs. #1 Purdue	Pickett	Dread	Funk	Lundy	Njie	0-1
Indiana	Pickett	Wynter	Funk	Lundy	Njie	5-3
at Wisconsin	Pickett	Wynter	Funk	Lundy	Njie	5-4
Nebraska	Pickett	Wynter	Funk	Lundy	Njie	6-4
at Rutgers	Pickett	Wynter	Funk	Lundy	Njie	6-5
Michigan	Pickett	Funk	Lundy	Dorsey	Henn	1-0
at #1 Purdue	Pickett	Funk	Lundy	Dorsey	Henn	1-1
at Nebraska	Pickett	Funk	Lundy	Dorsey	Henn	1-2
Wisconsin	Pickett	Wynter	Funk	Lundy	Henn	0-1
at Maryland	Pickett	Wynter	Funk	Lundy	Njie	6-6
Illinois	Pickett	Wynter	Funk	Lundy	Njie	7-6
at Minnesota	Pickett	Wynter	Funk	Lundy	Njie	8-6
at Ohio State	Pickett	Wynter	Funk	Lundy	Njie	9-6
Rutgers						
at Northwestern						
Maryland						

MISCELLANEOUS STATISTICS

<b>Games Led Penn State in Scoring*</b>	
Pickett	17
Lundy	7
Funk	3
Wynter	2
Clary	1
<b>Games Led Penn State in Rebounds*</b>	
Pickett	13
Lundy	11
Njie	3
Dorsey	1
Wynter	1
<b>Games Led Penn State in Assists</b>	
Pickett	27
Dread	1
<b>Games Double-Figure Scoring</b>	
Pickett	26
Lundy	24
Funk	19
Wynter	10
Dread	6
Clary	3
Henn	3
Mahaffey	1
Njie	1
<b>Games With 20 or more Points</b>	
Pickett	12
Funk	6
Lundy	5
Wynter	1
<b>Games With 10 or more Rebounds</b>	
Pickett	6
Lundy	2
<b>Games With 5 or more Assists</b>	
Pickett	24
<b>Double-Doubles</b>	
Pickett	6
Lundy	2
<b>Triple-Doubles</b>	
Pickett	1

\* - includes tied for team lead

**PENN STATE WHEN...**

Played at home (BJC)	12-2
Played on the road	3-7
Played at a neutral location	2-2
vs. Top 10 teams	0-2
vs. Top 25 teams	1-2
Games decided by 3 points or less	0-2
Games decided by 4-10 points	6-7
Games decided by 11-19 points	7-0
Games decided by 20 points or more	4-2
Led at the half	16-3
Trailed at the half	0-7
Was tied at the half	1-1
Went to overtime	0-2
Went to double overtime	0-1
Scored 90 or more points	4-1
Scored 80-89 points	3-0
Scored 70-79 points	7-1
Scored 60-69 points	3-6
Scored 50-59 points	0-2
Scored fewer than 50 points	0-1
Allowed 90 or more points	0-1
Allowed 80-89	1-1
Allowed 70-79	2-5
Allowed 60-69	10-4
Allowed 50-59	3-0
Allowed fewer than 50 points	1-0
Shot 50% or more	9-1
Shot 40-49%	7-8
Shot 30-39%	1-2
Shot under 30%	0-0
Allowed 50% or more	1-6
Allowed 40-49%	10-5
Allowed 30-39%	6-0
Allowed under 30%	0-0
Shot better from the field	16-1
Shot same/worse from the field	1-10
Shot better from the FT line	11-6
Shot same/worse from the FT line	6-5
Outrebounded opponents	5-2
Was outrebounded	12-7
Tied opponent in rebounding	0-2
Committed fewer turnovers	12-2
Committed more turnovers	4-7
Turnovers are even	0-2
Committed 15 or more turnovers	0-0
Committed 14 or less turnovers	17-11
Records 7 or more steals	4-1
Records 6 or less steals	11-10
PSU wins the tip	6-3
Opponent wins the tip	10-8

**NIITTANY LIONS...**

<b>By Time</b>		
Day Game (before 5 p.m. local)	7-3	
Night Game	10-8	
<b>By Month</b>		
November	6-2	
December	4-1	
January	4-4	
February	3-4	
March	0-0	
<b>By Day</b>		
Sunday	4-2	
Monday	2-0	
Tuesday	1-3	
Wednesday	1-4	
Thursday	5-0	
Friday	1-1	
Saturday	3-1	
<b>By Uniform Color</b>		
Wearing white	14-3	
Wearing blue	2-6	
Wearing gray	1-2	
<b>Vs. The Conferences</b>		
ACC	0-2	
BIG EAST	1-0	
Big South	1-0	
Big Ten	8-9	
MAAC	2-0	
MEAC	1-0	
Mountain West	1-0	
Patriot League	2-0	
SoCon	1-0	

**BIG TEN STANDINGS**

Through games on Feb. 23

	Big Ten		Overall	
	W-L	Pct.	W-L	Pct.
Purdue	13-4	.765	24-4	.857
Northwestern	11-6	.647	20-8	.714
Maryland	10-7	.588	19-9	.679
Indiana	10-7	.588	19-9	.679
Illinois	10-7	.588	19-9	.679
Michigan	10-7	.588	16-12	.571
Michigan St.	9-7	.563	17-10	.630
Iowa	9-8	.529	17-11	.607
Rutgers	9-8	.529	17-11	.607
Wisconsin	8-9	.471	16-11	.593
Penn State	8-9	.471	17-11	.607
Nebraska	7-10	.412	14-14	.500
Ohio State	3-14	.176	11-17	.393
Minnesota	1-15	.063	7-19	.269



**This Week Around the BIG**

Sunday, Feb. 26

Northwestern at Maryland	..... Noon
Illinois at Ohio State	..... Noon
Wisconsin at Michigan	.....2 PM
Rutgers at Penn State	.....6:30 PM

Tuesday, Feb. 28

Iowa at Indiana	.....7 PM
Michigan State at Nebraska	.....9 PM

Wednesday, March 1

Maryland at Ohio State	.....7 PM
Penn State at Northwestern	.....9 PM

Thursday, March 2

Michigan at Illinois	.....7 PM
Rutgers at Minnesota	.....7 PM
Purdue at Wisconsin	.....9 PM

Saturday, March 4

Ohio State at Michigan State	..... Noon
------------------------------	------------

**BIG Media Services**

Big Ten Weekly Release/Statistics

The Big Ten Conference men's basketball release, with standings and statistics, is available at [www.bigten.org](http://www.bigten.org).

Big Ten Player of the Week

The Big Ten Conference announces Players of the Week every Monday during the regular season.

Big Ten Tournament

The 2023 Big Ten Men's Basketball Tournament is scheduled for March 8-12 at the United Center in Chicago. For media credential information, contact the Big Ten Conference office at (847) 696-1010 ext. 146.

THE LAST TIME...

TEAM WON / LOSS

PLAYED TOP 25 Team	2/1/23 at No. 1 Purdue (60-80)
BEAT TOP 25 Team	12/10/22 at No. 17 Illinois (74-59)
BEAT TOP 25 TEAM ROAD	12/10/22 at No. 17 Illinois (74-59)
BEAT TOP 10 Team	2/12/19 vs. No. 6 Michigan (75-69)
BEAT TOP 5 Team	12/10/19 vs. No. 4 Maryland (76-69)
BEAT A BIG TEN TEAM BY 20+	1/29/23 vs. Michigan (83-61)
WON IN OVERTIME	1/31/22 vs. Iowa (90-86 (2ot))
LOST IN OVERTIME	2/8/23 vs. Wisconsin (L, 79-74 (ot))
PLAYED DOUBLE OVERTIME	11/29/22 at Clemson (L, 101-94 (2ot))
PLAYED TRIPLE OVERTIME	2/1/17 at Indiana (L, 110-102 (3ot))
NEVER TRAILED	2/14/23 vs. Illinois (93-81)
CAME FROM 20+ DOWN TO WIN	3/15/95 (NIT) vs Miami (62-56) (-20)
CAME FROM 15+ DOWN TO WIN	3/10/21 vs. Nebraska (35-20, 2:14 1H) (-15)
Came From 10-14 DOWN TO WIN	3/10/22 vs. No. RV25 Ohio St. (7-20) (-13)
WON BIG TEN ROAD	2/23/23 at Ohio State (75-71)
WON BIG TEN NEUTRAL	3/11/22 vs. Ohio St. (71-68)
WON TOP 25 BIG TEN ROAD	12/10/22 at No. 17 Illinois (74-59)
WON NON-CONFERENCE ROAD	12/8/20 at No. 15 Virginia Tech (75-55)
WON NON-CONFERENCE NEUTRAL	11/20/22 vs. Colorado St., Charleston Classic (68-56)
LOST BIG TEN AT HOME	2/8/23 vs. Wisconsin (74-79 (ot))
LOST NON-CONFERENCE AT BJC	12/1/21 vs. Miami (Fla.) (58-63)
LOST NON-CONFERENCE AT REC HALL	12/14/13 vs. Princeton (71-69 (ot))

TEAM SCORING

SCORED 100+	2/1/17 at Indiana (102 (3ot))
ALLOWED 100+	11/29/22 at Clemson, (101 (2ot))
BOTH TEAMS SCORED 100+	2/1/17 at Indiana (L, 110-102 (3ot))
SCORED 90+	2/14/23 vs. Illinois (93)
ALLOWED 90+	11/29/22 at Clemson (101 (2ot))
SCORED 80+	2/14/23 vs. Illinois (93)
CONSECUTIVE GAMES SCORING 80+	
3:	12/20/19 vs. Central Conn. State (87), 12/20/19 vs. Cornell (90) & 1/4/20 vs. Iowa (89)
4:	11/5/19 vs. Maryland Eastern Shore (84), 11/9/19 vs. Wagner (91)
	11/14/19 at Georgetown (81) & 11/19/19 vs. Bucknell (98)
SCORED UNDER 50	1/24/23 at Rutgers (45)
SCORED UNDER 40	2/21/15 at Northwestern (39)
SCORED 60+ IN A HALF	12/19/09 vs. Gardner-Webb (60 2nd)
SCORED 50+ IN FIRST HALF	2/14/23 vs. Illinois (53)
SCORED 50+ IN SECOND HALF	12/18/22 vs. Canisius (55)
SCORED 45+ IN FIRST HALF	2/18/23 at Minnesota (45)
BENCH Scored 50+	12/7/05 vs. UMKC (50)
OPP SCORED 45 OR LESS	11/27/21 vs. Oregon State (45)
CONSECUTIVE OPP BELOW 45	2009 at Temple (45) & UMBC (42)
OPP SCORED 40 OR LESS	3/6/14 at Northwestern (32)
CONSECUTIVE OPP BELOW 40	2007 vs. Princeton (38) & Denver (39)
OPP SCORED 10 OR LESS IN HALF	12/15/07 Denver (10)
OPP SCORED 15 OR LESS IN HALF	2/7/15 Nebraska (13)

INDIVIDUAL SCORING

PLAYER 40+ POINTS	Jalen Pickett (41) vs. Illinois, 2/14/23
PLAYER 35+ POINTS	Jalen Pickett (41) vs. Illinois, 2/14/23
PLAYER 30-34 POINTS	Jalen Pickett (32) at Minnesota, 2/18/23
3 PLAYERS 20+ POINTS	Wynter, Lundy & Pickett at Clemson, 11/29/22 (2ot)
2 PLAYERS 20+ POINTS	Jalen Pickett (25) & Seth Lundy (22) vs. Michigan, 1/29/23
6+ PLAYERS 10+ POINTS	12/6/20 vs. Seton Hall (6)
5+ PLAYERS 10+ POINTS	2/11/23 at Maryland (5)
2+ PLAYERS DOUBLE-DOUBLES	1/31/22 vs. Iowa
	John Harrar (19 pts/10 reb) & Seth Lundy (17 pts/11 reb)
NITTANY LION TRIPLE DOUBLE	11/14/22 by Jalen Pickett vs. Butler (15 points, 10 rebounds, 11 assists)

TEAM SHOOTING PERCENTAGES

SHOT 60%+ FG	11/19/19 vs. Bucknell (60.0%)
SHOT 60%+ FG IN BIG TEN	1/3/06 vs Northwestern (64.0%)
SHOT 50%+ FG IN BIG TEN	2/23/23 at Ohio State (51.9%)
SHOT 70% IN HALF	11/10/22 vs. Loyola Maryland (19-27, 70.4%)
SHOT 60% IN HALF	2/18/23 at Minnesota (18-30, 60.0%)
SHOT UNDER 30%	11/21/18 vs. Bradley (17-59, 28.8%)
SHOT 70%+ FROM 3PT	PSU record - 1/25/18 at 13/13 Ohio State, (11-14, 78.6%)
SHOT 60%+ FROM 3PT	11/28/10 vs. Furman (12-19, 63.2%)
SHOT 50%+ FROM 3PT	2/23/23 at Ohio State (10-19, 52.6%)
SHOT 95%+ FROM FT	1/8/23 vs. Purdue (3-3, 100%)
SHOT 90%+ FROM FT	1/8/23 vs. Purdue (3-3, 100%)
SHOT 85% FROM FT	1/8/23 vs. Purdue (3-3, 100%)
SHOT 40% OR LESS FT	2/5/23 at Nebraska (1-4, 25.0%)
SHOT 0.0% FT	1/3/12 at Wisconsin (0-1, 0.0%)
OPP SHOT 60%+ FG	12/15/18 vs. NC State (60.7%)
OPP SHOT BELOW 30% FG	12/4/19 vs. Wake Forest (17-58, 29.3%)
OPP SHOT 0.0% 3FG	12/17/17 at George Mason (0-14)

TEAM REBOUNDING

50+ REBOUNDS	1/31/22 vs. Iowa (53, 2OT)
45+ REBOUNDS	2/25/22 vs. Northwestern (45)
20+ OFFENSIVE REBS	1/17/21 at Purdue (23)
20 OR LESS REBOUNDS	2/1/23 at Purdue (19)
OPP 20 OR LESS REBOUNDS	2/11/17 at Illinois (20)

TEAM STEALS, ASSISTS, TURNOVERS & BLOCKS

15+ STEALS	11/28/20 vs VMI (18)
10+ STEALS	2/27/22 vs. Nebraska (10)
30+ ASSISTS	12/30/06 vs. VMI (36)
20+ ASSISTS	1/29/23 vs. Michigan (20)
CONSEC. GAMES/ 20+ ASSISTS:	
	11/10/22 vs. Loyola Maryland (21), 11/7/22 vs. Winthrop (24)
5 OR FEWER TURNOVERS	2/23/23 at Ohio State (4)
CONSEC. GAMES/ 5 OR FEWER TURNOVERS:	
	12/18/22 vs. Canisius (3), 12/22/22 vs. Quinnipiac (3)
20 + TURNOVERS	11/14/19 at Georgetown (20)
OPP 25+ TURNOVERS	11/28/20 VMI (25)
10+ BLOCKS	12/20/19 vs. Central Conn. (10)
10 PLAYERS 10+ MINUTES	12/18/22 vs. Canisius (10)
NITTANY LION TRIPLE DOUBLE	11/14/22 by Jalen Pickett vs. Butler (15 points, 10 rebounds, 11 assists)

MISCELLANEOUS INDIVIDUAL STATS

PLAYER 20+ REBOUNDS	John Harrar (20) vs. Northwestern, 2/25/22
PLAYER 15+ REBOUNDS	Jalen Pickett (17) vs. Michigan State, 12/7/22
PLAYER 10+ ASSISTS	Jalen Pickett (11) vs. Butler, 11/14/22
PLAYER 5+ STEALS	Jamari Wheeler (5) vs. VMI, 11/28/20
PLAYER 5+ BLOCKS	Mike Watkins (5) vs. Central Conn. State, 12/20/19
PLAYER 5+ BLOCKS, Consec. Games	Mike Watkins (5) vs. Albany, 11/11/16; Duquesne, 11/13/16
PLAYER 6+ THREES	Seth Lundy (8) at Nebraska, 2/5/23

MISCELLANEOUS TEAM INFORMATION

PENN STATE RANKED ASSOCIATED PRESS	3/2/2020, No. 20
PENN STATE RANKED ASSOCIATED PRESS TOP 10	2/17/2020, No. 9



## NUMERICAL ROSTER

#	NAME	POS	CL	HT	WT	HOMETOWN	HIGH SCHOOL / LAST SCHOOL
0	Kanye Clary	G	Fr.	5-11	192	Virginia Beach, Va.	Massanutten Military Academy
1	Seth Lundy	G/F	Sr.	6-6	220	Paulsboro, N.J.	Roman Catholic (Pa.)
2	Myles Dread	G/F	Sr.+	6-4	235	Detroit, Mich.	Gonzaga (Washington D.C.)
3	Kebba Njie	F	Fr.	6-10	237	Centerville, Ohio	La Lumiere (Ind.)
4	Caleb Dorsey	F	Jr.	6-7	235	Westminster, Md.	The Hill School (Pa.)
5	Jameel Brown	G	Fr.	6-4	188	Philadelphia, Pa.	Westtown School
10	Andrew Funk	G	Sr.+	6-5	200	Warrington, Pa.	Archbishop Wood/Bucknell
11	Camren Wynter	G	Sr.+	6-2	200	Hempstead, N.Y.	Holy Trinity/DME Academy/Drexel
12	Evan Mahaffey	G/F	Fr.	6-6	200	Cincinnati, Ohio	Archbishop Moeller
14	Demetrius Lilley	F	Fr.	6-10	260	Philadelphia, Pa.	Lower Merion
15	Dan Conlan	G	Sr.	6-4	186	Sewickley, Pa.	Quaker Valley/Dickinson
22	Jalen Pickett	G	Sr.+	6-4	209	Rochester, N.Y.	Aquinas/SPIRE/Siena
23	Dallion Johnson	G	Jr.	6-3	180	Haverhill, Mass.	Phillips Academy
24	Michael Henn	F	Sr.+	6-8	244	Bellevue, Wash.	Bellevue/Denver
33	Andy Christos	G	Jr.	6-5	186	Madison, N.J.	Madison
35	Ishaan Jagiasi	G	Sr.	6-1	197	Wilmington, Del.	Huntington Prep (W. Va.)

## ALPHABETICAL ROSTER

#	NAME	POS	CL	HT	WT	HOMETOWN	HIGH SCHOOL / LAST SCHOOL
5	Jameel Brown	G	Fr.	6-4	188	Philadelphia, Pa.	Westtown School
33	Andy Christos	G	Jr.	6-5	186	Madison, N.J.	Madison
0	Kanye Clary	G	Fr.	5-11	192	Virginia Beach, Va.	Massanutten Military Academy
15	Dan Conlan	G	Sr.	6-4	186	Sewickley, Pa.	Quaker Valley/Dickinson
4	Caleb Dorsey	F	Jr.	6-7	235	Westminster, Md.	The Hill School (Pa.)
2	Myles Dread	G/F	Sr.+	6-4	235	Detroit, Mich.	Gonzaga (Washington D.C.)
10	Andrew Funk	G	Sr.+	6-5	200	Warrington, Pa.	Archbishop Wood/Bucknell
24	Michael Henn	F	Sr.+	6-8	244	Bellevue, Wash.	Bellevue/Denver
35	Ishaan Jagiasi	G	Sr.	6-1	197	Wilmington, Del.	Huntington Prep (W. Va.)
23	Dallion Johnson	G	Jr.	6-3	180	Haverhill, Mass.	Phillips Academy
14	Demetrius Lilley	F	Fr.	6-10	260	Philadelphia, Pa.	Lower Merion
1	Seth Lundy	G/F	Sr.	6-6	220	Paulsboro, N.J.	Roman Catholic (Pa.)
12	Evan Mahaffey	G/F	Fr.	6-6	200	Cincinnati, Ohio	Archbishop Moeller
3	Kebba Njie	F	Fr.	6-10	237	Centerville, Ohio	La Lumiere (Ind.)
22	Jalen Pickett	G	Sr.+	6-4	209	Rochester, N.Y.	Aquinas/SPIRE/Siena
11	Camren Wynter	G	Sr.+	6-2	200	Hempstead, N.Y.	Holy Trinity/DME Academy/Drexel

## COACHING STAFF

**Peter and Ann Tombros Endowed Head Coach:** Micah Shrewsberry (Hanover '99)

**Associate Head Coach:** Adam Fisher (Penn State '06)

**Assistant Coach:** Aki Collins (Clark Atlanta '97)

**Assistant Coach:** Mike Farrelly (St. Joseph's '03)

**Chief of Staff:** Nicholas Colella (Penn State '13, M'15)

**Director of Recruiting:** Brian Snow (Ohio State '07)

**Director of Player Development:** Mike Green (Butler '08)

**Assistant to the Head Coach:** Tre Whitted (Marshall '07)

**Video Coordinator:** Grady Eifert (Purdue '19)

**Athletic Trainer:** Justin Pomar (Iowa State '14)

**Assistant Director of Athletic Performance:** Greg Miskinis (Penn State '08)

## PRONUNCIATIONS

### Players

**Clary** - clair-ee

**Dallion** - DAL-yin

**Dorsey** - Door-see

**Ishaan Jagiasi** - Ih-shawn JAG-ee-ah-see

**Mahaffey** - muh-HAY-fee

**Njie** - JIE; 'n' is silent, rhymes with 'eye'

### Staff

**Aki** - AH-key

**Eifert** - I-fert

**Farrelly** - FAIR-uh-lee

## BY ELIGIBILITY

### SENIOR+ (5)

2	Myles Dread	G/F
10	Andrew Funk	G
11	Camren Wynter	G
22	Jalen Pickett	G
24	Michael Henn	F

### SENIOR (3)

1	Seth Lundy	G/F
15	Dan Conlan	G
35	Ishaan Jagiasi	G

### JUNIOR (3)

4	Caleb Dorsey	F
23	Dallion Johnson	G
33	Andy Christos	G

### FRESHMEN (5)

0	Kanye Clary	G
3	Kebba Njie	F
5	Jameel Brown	G
12	Evan Mahaffey	G/F
14	Demetrius Lilley	F

## BY STATE/COUNTRY

### DELAWARE (1)

35	Ishaan Jagiasi	G
----	----------------	---

### MARYLAND (1)

4	Caleb Dorsey	F
---	--------------	---

### MASSACHUSETTS (1)

23	Dallion Johnson	G
----	-----------------	---

### MICHIGAN (1)

2	Myles Dread	G
---	-------------	---

### NEW JERSEY (2)

1	Seth Lundy	F
33	Andy Christos	G

### NEW YORK (2)

11	Camren Wynter	G
22	Jalen Pickett	G

### OHIO (2)

3	Kebba Njie	F
12	Evan Mahaffey	G/F

### PENNSYLVANIA (4)

5	Jameel Brown	G
10	Andrew Funk	G
14	Demetrius Lilley	F
15	Dan Conlan	G

### VIRGINIA (1)

0	Kanye Clary	G
---	-------------	---

### WASHINGTON (1)

24	Michael Henn	F
----	--------------	---

PETER AND ANN TOMBROS ENDOWED HEAD COACH

# MICAH SHREWSBERRY

Micah Shrewsberry was announced as the 14th men's basketball head coach in Penn State history on March 15, 2021, and enters his second season on Happy Valley in 2022-23. Shrewsberry came to Penn State with a wealth of experience and success at both the collegiate and NBA levels, having coached in six NCAA Tournaments, two NCAA Final Fours, five NBA Playoffs, and two NBA Conference Finals.

Shrewsberry immediately put his stamp on the Nittany Lion program during his first season at the helm. He engineered the Big Ten's best scoring defense in 2021-22 and guided the Nittany Lions to their best defensive season (65.0 points allowed per game) in 11 years. The Nittany Lions advanced to the quarterfinal round of the Big Ten Tournament after winning two postseason games, making Shrewsberry one of just two first-year Big Ten coaches since 2008 to win two Big Ten Tournament games. The regular season saw Penn State earn a number of statement wins, including victories over 19th-ranked Michigan State, Big Ten Tournament champion Iowa, and NCAA Tournament participants Indiana and Rutgers.

Shrewsberry's efforts on the recruiting trail were felt immediately as he and the Penn State staff signed the highest ranked recruiting class in Penn State men's basketball history in November 2021, less than eight months into his tenure in Happy Valley. The 2022 signing class ranks as a consensus top-30 class in the nation by all major recruiting services.

Prior to Penn State, Shrewsberry spent the previous two seasons with Big Ten foe Purdue as the associate head coach. As the offensive coordinator, Shrewsberry helped lead the Boilermakers to a fourth-place finish with a 13-6 Big Ten record in 2020-21. Purdue finished with an 18-9 overall mark and earned an NCAA Tournament berth in 2021. Trevion Williams claimed first-team All-Big Ten honors, while Zach Edey and Jaden Ivey were All-Freshman Team selections.

Before his time at Purdue, Shrewsberry spent six seasons (2013-19) with the NBA's Boston Celtics as an assistant coach. During his tenure, the Celtics reached the playoffs in five consecutive seasons, including back-to-back appearances in the Eastern Conference Finals in 2017 and 2018. Under Shrewsberry, Boston ranked sixth in the NBA in 3-pointers made and seventh in 3-point field goal percentage in the 2018-19 season and was second in 3-point field goal percentage in 2017-18, behind the NBA champion Golden State Warriors.

Shrewsberry played a key role in the development of current NBA stars Jaylen Brown and Jayson Tatum, who were the No. 3 picks in the 2016 and 2017 NBA Drafts, respectively. Tatum was an NBA All-Rookie Team first-team selection, while Brown earned second-team All-Rookie honors. Shrewsberry was also an assistant coach in the 2017 NBA All-Star Game.

Shrewsberry's first stint as an assistant coach at Purdue spanned the 2011-12 and 2012-13 seasons where he helped the Boilers reach the second round of the NCAA Tournament. He played an integral role in helping Purdue's offense lead the country in fewest turnovers per game with 8.74 in 2011-12. Under Shrewsberry, Terone Johnson was one of the most improved players in the Big Ten in 2011-12, improving his field goal percentage by nearly 13 percent and upping his scoring average by more than five points per game from his freshman to sophomore year.

The Indianapolis native spent four seasons at Butler University under head coach Brad Stevens. He started his time with the Bulldogs as the coordinator of basketball operations before serving as an assistant coach for three seasons. With Shrewsberry on the bench, the Bulldogs compiled an 87-21 record, won two Horizon League regular-season championships and two Horizon League Tournament titles, and made three NCAA Tournament appearances.

During Shrewsberry's time at Butler, the Bulldogs reached the 2010 and 2011 National Championship games. He aided in the development of Gordon Hayward, who was the 2009 Horizon League Newcomer of the Year, 2010 Horizon League Player of the Year in 2010 and on the Final Four All-Tournament Team in 2010. Hayward was selected as the ninth overall pick in the 2010 NBA Draft by the Utah Jazz.

Shrewsberry was the head coach at Indiana University-South Bend from 2005-07. He served as the Chicagoland Collegiate Athletic Conference (CCAC) Division I Men's Basketball Chair in 2006-07. In his second season at the helm, the Titans showed a nine-game improvement from his inaugural season.

He was also the director of basketball operations at Marshall University (2003-05) and an assistant coach at DePauw University (2001-03) and Wabash College (2000-01). At DePauw, Shrewsberry led the Tigers to a 42-12 record with a pair of conference championships. Shrewsberry started his coaching career as a graduate assistant at the University of Indianapolis in 1999-2000.

As player, Shrewsberry was a three-year starting guard and team tri-captain at Hanover College. He led the Heartland Collegiate Athletic Conference in free throw shooting (.833) and assists (4.4) in 1998-99.

Shrewsberry earned his bachelor's degree in physical education from Hanover College in 1999 and a master's degree in sports management from Indiana State in 2003. He and his wife, Molly, have four children, Braeden, Nicholas, Caitlin and Grace.



**Record**  
Penn State: 31-28  
(Second season)

**Season**  
Second

**Alma Mater**  
Hanover College '99 (B.A.)  
Indiana State '03 (M.S.)

**Hometown**  
Indianapolis, Ind.

**Family**  
Wife: Molly

**Children:** Braeden, Nicholas, Caitlin and Grace

## Coaching Experience 1999-2000

University of Indianapolis  
Graduate Assistant Coach

**2001**  
Wabash  
Assistant Coach

**2001-03**  
DePauw  
Assistant Coach

**2003-05**  
Marshall  
Director of Operations

**2005-07**  
IU-South Bend  
Head Coach

**2007-08**  
Butler  
Coordinator of Operations

**2008-11**  
Butler  
Assistant Coach

**2011-13**  
Purdue  
Assistant Coach

**2013-19**  
Boston Celtics  
Assistant Coach

**2019-21**  
Purdue  
Associate Head Coach

## Playing Experience 1996-99

Hanover College

# Kanye CLARY

Fr. • Guard • 5-11 • 192 lbs.  
Virginia Beach, Va./Massanutten Military Acad.  
Major: Telecommunications



## CAREER STATS

SEASON	TEAM	GP-GS	MIN	AVG	Field Goals		3-Point		F-Throws		Rebounds				Scoring						
					FG-FGA	FG%	3FG-3FGA	3FG%	FT-FTA	FT%	OFF	DEF	TOT	AVG	PF-FO	A	TO	BLK	STL	PTS	AVG
2022-23	PSU	23	0	225/9.8	33-69	.478	4-10	.400	9-12	.750	2	17	19	0.8	22-0	16	16	0	8	79	3.4
<b>TOTAL</b>		<b>23-0</b>		<b>225/9.8</b>	<b>33-69</b>	<b>.478</b>	<b>4-10</b>	<b>.400</b>	<b>9-12</b>	<b>.750</b>	<b>2</b>	<b>17</b>	<b>19</b>	<b>0.8</b>	<b>22-0</b>	<b>16</b>	<b>16</b>	<b>0</b>	<b>8</b>	<b>79</b>	<b>3.4</b>

## 2022-23 GAME-BY-GAME STATS

Opponent	Date	GS	MIN	Total		3-Pointers		Free throws		Rebounds				PF	A	TO	BLK	STL	PTS	AVG
				FG-FGA	PCT	3FG-3FGA	PCT	FT-FTA	PCT	OFF	DEF	TOT	AVG							
Winthrop	11/07/2022		05:05	0-1	.000	0-0	.000	0-0	.000	0	0	0	0.0	2	0	1	0	0	0	0.0
Loyola Maryland	11/10/2022		10:29	3-4	.750	1-1	1.000	0-0	.000	0	1	1	0.5	2	1	0	0	1	7	3.5
vs Colorado St.	11/20/2022		11:24	2-2	1.000	0-0	.000	1-1	1.000	0	0	0	0.3	2	0	1	0	1	5	4.0
Lafayette	11/25/2022		11:02	2-4	.500	0-1	.000	0-0	.000	0	0	0	0.3	2	0	3	0	1	4	4.0
at Clemson	11/29/2022		07:41	1-3	.333	0-0	.000	0-0	.000	1	1	2	0.6	0	1	0	0	0	2	3.6
at Illinois	12/10/2022		12:05	0-2	.000	0-0	.000	0-0	.000	0	1	1	0.7	1	1	1	0	0	0	3.0
Canisius	12/18/2022		13:46	4-7	.571	0-0	.000	2-2	1.000	0	0	0	0.6	0	2	1	0	1	10	4.0
Quinnipiac	12/22/2022		01:49	0-0	.000	0-0	.000	0-0	.000	0	0	0	0.5	0	0	1	0	0	0	3.5
Delaware St.	12/29/2022		02:55	0-0	.000	0-0	.000	0-0	.000	0	0	0	0.4	0	0	1	0	0	0	3.1
Iowa	01/01/2023		00:23	0-0	.000	0-0	.000	0-0	.000	0	0	0	0.4	0	0	0	0	0	0	2.8
at Michigan	01/04/2023		01:38	0-0	.000	0-0	.000	0-0	.000	0	0	0	0.4	0	0	0	0	0	0	2.5
Indiana	01/11/2023		07:16	1-2	.500	1-1	1.000	0-0	.000	0	0	0	0.3	0	2	1	0	1	3	2.6
at Wisconsin	01/17/2023		09:45	0-1	.000	0-0	.000	0-0	.000	0	3	3	0.5	1	1	0	0	0	0	2.4
Nebraska	01/21/2023		18:47	2-4	.500	0-0	.000	2-3	.667	0	3	3	0.7	2	3	1	0	0	6	2.6
at Rutgers	01/24/2023		16:07	1-4	.250	0-2	.000	0-0	.000	0	1	1	0.7	2	1	2	0	0	2	2.6
Michigan	01/29/2023		00:28	0-0	.000	0-0	.000	0-0	.000	0	0	0	0.7	0	0	0	0	1	0	2.4
at Purdue	02/01/2023		05:35	0-1	.000	0-0	.000	0-0	.000	1	0	1	0.7	1	1	0	0	0	0	2.3
at Nebraska	02/05/2023		10:16	0-2	.000	0-0	.000	0-0	.000	0	1	1	0.7	0	1	1	0	0	0	2.2
Wisconsin	02/08/2023		06:37	1-2	.500	0-0	.000	1-2	.500	0	0	0	0.7	2	0	2	0	0	3	2.2
at Maryland	02/11/2023		23:15	8-11	.727	1-2	.500	0-0	.000	0	1	1	0.7	2	2	0	0	1	17	3.0
Illinois	02/14/2023		22:23	4-8	.500	1-2	.500	3-4	.750	0	3	3	0.8	2	0	0	0	0	12	3.4
at Minnesota	02/18/2023		11:00	1-4	.250	0-0	.000	0-0	.000	0	1	1	0.8	1	0	0	0	1	2	3.3
at Ohio St.	02/23/2023		15:02	3-7	.429	0-1	.000	0-0	.000	0	1	1	0.8	0	0	0	0	0	6	3.4
<b>Totals</b>		<b>0</b>	<b>224:47</b>	<b>33-69</b>	<b>.478</b>	<b>4-10</b>	<b>.400</b>	<b>9-12</b>	<b>.750</b>	<b>2</b>	<b>17</b>	<b>19</b>	<b>0.8</b>	<b>22</b>	<b>16</b>	<b>16</b>	<b>0</b>	<b>8</b>	<b>79</b>	<b>3.4</b>

## STAT HIGHS

	2022-23 Season	Career	Big Ten
Points	17, at Maryland, 2/11/23	17, at Maryland, 2/11/23	17, at Maryland, 2/11/23
Rebounds	3, 3x, last vs. Illinois, 2/14/23	3, 3x, last vs. Illinois, 2/14/23	3, 3x, last vs. Illinois, 2/14/23
Assists	3, vs. Nebraska, 1/21/23	3, vs. Nebraska, 1/21/23	3, vs. Nebraska, 1/21/23
Blocks	---	---	---
Steals	1, 8x, last at Minnesota, 2/18/23	1, 8x, last at Minnesota, 2/18/23	1, 4x, last at Minnesota, 2/18/23
Minutes	23, at Maryland, 2/11/23	23, at Maryland, 2/11/23	23, at Maryland, 2/11/23
FG Made	8, at Maryland, 2/11/23	8, at Maryland, 2/11/23	8, at Maryland, 2/11/23
FG Attempted	11, at Maryland, 2/11/23	11, at Maryland, 2/11/23	11, at Maryland, 2/11/23
3-Point FG Made	1, 4x, last vs. Illinois, 2/14/23	1, 4x, last vs. Illinois, 2/14/23	1, 3x, last vs. Illinois, 2/14/23
3-Point FG Attempted	1, 3x, last vs. Illinois, 2/14/23	1, 3x, last vs. Illinois, 2/14/23	1, 3x, last vs. Illinois, 2/14/23
FT Made	3, vs. Illinois, 2/14/23	3, vs. Illinois, 2/14/23	3, vs. Illinois, 2/14/23
FT Attempted	4, vs. Illinois, 2/14/23	4, vs. Illinois, 2/14/23	4, vs. Illinois, 2/14/23

## 2022-23 NOTES

- Recorded second-straight double-digit scoring effort in win over Illinois (2/14), finishing with 12 points and three rebounds.
- Scored career-high 17 points behind 8-for-11 effort from the field while adding two assists and zero turnovers in 23 minutes of action at Maryland (2/11).
- Played 18 minutes in win over Nebraska (1/21), finishing with six points, three rebounds and a career-best three assists.
- Registered first-career Big Ten points with a 3-pointer in a win over Indiana (1/11)...Added two assists and a steal.
- Scored 10 points in 13 minutes of action against Canisius (12/18).
- Played 12 minutes in first-career Big Ten game at #17 Illinois (12/10).
- Scored five points and added a steal in 11 minutes of action against Colorado State (11/20).
- Tallied seven points, one rebound, one assist and a steal in 10 minutes of action against Loyola Maryland (11/10).
- Played five minutes in collegiate debut against Winthrop (11/7).
- ESPN 4-star recruit who ranked as the No. 36 point guard in the country...2,000-point scorer, four-year captain and four-time team MVP in high school career at Princess Ann High School and Massanutten Military Academy...Averaged 25.5 points, 7.2 assists, 6.1 rebounds and 1.8 steals per game during senior season in which he earned MVP of Fork Union Military Circuit honors, MVP of VA Preps Classic accolades and all-tournament team at Hargrave Military Circuit...Named first-team All-Tournament at the National Prep Championship in March 2022 after leading Massanutten to the tournament semifinals in March 2022.

# 1 Seth LUNDY

Sr. • G/F • 6-6 • 220 lbs.  
 Paulsboro, N.J./Roman Catholic (Pa.)  
 Major: Rehabilitation Human Services



## CAREER STATS

SEASON	TEAM	GP-GS	MIN	AVG	Field Goals		3-Point		F-Throws		Rebounds				Scoring						
					FG-FGA	FG%	3FG-3FGA	3FG%	FT-FTA	FT%	OFF	DEF	TOT	AVG	PF-FO	A	TO	BLK	STL	PTS	AVG
2019-20	PSU	31-15	461	14.9	52-132	.394	34-87	.391	27-36	.750	22	63	85	2.7	58-1	17	11	12	9	165	5.3
2020-21	PSU	25-15	595	23.8	87-226	.385	39-122	.320	39-48	.813	29	75	104	4.2	55-0	19	33	14	18	252	10.1
2021-22	PSU	30-30	966	32.2	120-304	.395	64-184	.348	52-60	.867	25	121	146	4.9	68-1	21	63	20	30	356	11.9
2022-23	PSU	27-27	831	30.8	129-266	.485	75-169	.444	60-77	.779	22	143	165	6.1	56-0	26	21	17	23	393	14.6
<b>TOTAL</b>		<b>113-87</b>	<b>2853</b>	<b>25.2</b>	<b>388-928</b>	<b>.418</b>	<b>212-562</b>	<b>.377</b>	<b>178-221</b>	<b>.805</b>	<b>98</b>	<b>402</b>	<b>500</b>	<b>4.4</b>	<b>237-2</b>	<b>83</b>	<b>128</b>	<b>63</b>	<b>80</b>	<b>1166</b>	<b>10.3</b>

## 2022-23 GAME-BY-GAME STATS

Opponent	Date	GS	MIN	Total		3-Pointers		Free throws		Rebounds				PF	A	TO	BLK	STL	PTS	AVG
				FG-FGA	PCT	3FG-3FGA	PCT	FT-FTA	PCT	OFF	DEF	TOT	AVG							
Winthrop	11/07/2022	*	23:20	2-4	.500	2-4	.500	4-7	.571	0	3	3	3.0	1	3	1	1	1	10	10.0
Loyola Maryland	11/10/2022	*	16:42	3-5	.600	2-4	.500	2-3	.667	1	1	2	2.5	4	0	0	0	1	10	10.0
Butler	11/14/2022	*	30:33	4-5	.800	2-3	.667	0-0	.000	0	9	9	4.7	1	1	2	0	0	10	10.0
vs Furman	11/17/2022	*	32:17	6-11	.545	3-7	.429	5-5	1.000	1	6	7	5.3	1	2	2	1	0	20	12.5
vs Virginia Tech	11/18/2022	*	33:49	1-5	.200	0-2	.000	2-4	.500	2	7	9	6.0	3	3	0	0	0	4	10.8
vs Colorado St.	11/20/2022	*	31:18	6-10	.600	3-5	.600	2-3	.667	0	8	8	6.3	4	0	1	0	1	17	11.8
Lafayette	11/25/2022	*	25:55	5-10	.500	3-6	.500	2-2	1.000	0	7	7	6.4	0	2	0	2	0	15	12.3
at Clemson	11/29/2022	*	44:06	7-12	.583	4-8	.500	5-5	1.000	3	9	12	7.1	4	0	0	0	0	23	13.6
Michigan St.	12/07/2022	*	32:58	5-11	.455	2-6	.333	4-6	.667	1	3	4	6.8	4	0	2	2	1	16	13.9
at Illinois	12/10/2022	*	35:56	5-9	.556	0-3	.000	6-6	1.000	2	5	7	6.8	2	2	1	0	2	16	14.1
Canisius	12/18/2022	*	12:53	4-7	.571	2-4	.500	0-0	.000	1	5	6	6.7	0	0	0	0	0	10	13.7
Delaware St.	12/29/2022	*	30:22	5-15	.333	3-11	.273	2-2	1.000	3	7	10	7.0	1	3	0	1	2	15	13.8
Iowa	01/01/2023	*	35:43	2-9	.222	1-4	.250	5-5	1.000	0	5	5	6.8	1	0	1	0	2	10	13.5
at Michigan	01/04/2023	*	36:19	5-11	.455	4-10	.400	2-2	1.000	0	5	5	6.7	4	0	1	1	1	16	13.7
Purdue	01/08/2023	*	29:07	6-15	.400	2-5	.400	0-0	.000	1	4	5	6.6	1	0	2	0	2	14	13.7
Indiana	01/11/2023	*	30:37	9-17	.529	7-12	.583	0-0	.000	0	6	6	6.6	1	0	0	2	0	25	14.4
at Wisconsin	01/17/2023	*	22:00	1-3	.333	0-1	.000	0-0	.000	0	1	1	6.2	4	1	2	1	1	2	13.7
Nebraska	01/21/2023	*	27:46	5-10	.500	3-7	.429	3-4	.750	0	2	2	6.0	2	2	0	0	2	16	13.8
at Rutgers	01/24/2023	*	31:00	4-10	.400	2-4	.500	2-3	.667	1	4	5	5.9	2	0	1	0	1	12	13.7
Michigan	01/29/2023	*	34:42	7-14	.500	4-9	.444	4-5	.800	2	5	7	6.0	2	1	1	1	0	22	14.2
at Purdue	02/01/2023	*	29:29	7-12	.583	3-6	.500	1-1	1.000	1	5	6	6.0	2	0	0	0	0	18	14.3
at Nebraska	02/05/2023	*	36:26	8-15	.533	8-13	.615	0-0	.000	1	6	7	6.0	1	1	1	2	1	24	14.8
Wisconsin	02/08/2023	*	34:28	5-9	.556	4-8	.500	0-0	.000	1	8	9	6.2	4	0	0	1	3	14	14.7
at Maryland	02/11/2023	*	33:28	3-7	.429	3-6	.500	2-3	.667	0	7	7	6.2	3	0	1	1	0	11	14.6
Illinois	02/14/2023	*	31:51	5-10	.500	3-6	.500	2-3	.667	0	7	7	6.2	2	2	2	0	1	15	14.6
at Minnesota	02/18/2023	*	34:52	4-11	.364	1-7	.143	0-0	.000	1	3	4	6.2	1	1	0	1	1	9	14.4
at Ohio St.	02/23/2023	*	32:49	5-9	.556	4-8	.500	5-8	.625	0	5	5	6.1	1	2	0	0	0	19	14.6
<b>Totals</b>		<b>27</b>	<b>830:46</b>	<b>129-266</b>	<b>.485</b>	<b>75-169</b>	<b>.444</b>	<b>60-77</b>	<b>.779</b>	<b>22</b>	<b>143</b>	<b>165</b>	<b>6.1</b>	<b>56</b>	<b>26</b>	<b>21</b>	<b>17</b>	<b>23</b>	<b>393</b>	<b>14.6</b>

## STAT HIGHS

<b>Points</b>	<b>2022-23 Season</b>	<b>Career</b>	<b>Big Ten</b>
25, vs. Indiana, 1/11/23	32, VCU, 12/2/20	31, at Maryland, 3/7/21	
<b>Rebounds</b>	12, at Clemson, 11/29/22	12, at Clemson, 11/29/22	11, vs. Iowa, 1/31/22
<b>Assists</b>	3, 3x, last vs. Delaware State, 12/29/22	3, 3x, last vs. Delaware State, 12/29/22	3, Wisconsin, 1/30/21
<b>Blocks</b>	2, 4x, last at Nebraska, 2/5/23	3, at Indiana, 2/23/20	3, at Indiana, 2/23/20
<b>Steals</b>	3, vs. Wisconsin, 2/8/23	4, vs. Nebraska, 2/27/22	4, vs. Nebraska, 2/27/22
<b>Minutes</b>	44, at Clemson, 11/29/22	44, at Clemson, 11/29/22	41, vs. Iowa (201), 1/31/22
<b>FG Made</b>	9, vs. Indiana, 1/11/23	11, 2x, last at Maryland, 3/7/21	11, at Maryland, 3/7/21
<b>3-Point FG Made</b>	17, vs. Indiana, 1/11/23	19, VCU, 12/2/20	18, at Maryland, 3/7/21
<b>3-Point FG Attempted</b>	8, at Nebraska, 2/5/23	8, at Nebraska, 2/5/23	8, at Nebraska, 2/5/23
<b>FT Made</b>	13, at Nebraska, 2/5/23	13, at Nebraska, 2/5/23	13, at Nebraska, 2/5/23
<b>FT Attempted</b>	6, at Illinois, 12/10/22	8, at Ohio St., 1/27/21	8, at Ohio St., 1/27/21
	8, at Ohio State, 2/23/23	10, at Ohio St., 1/27/21	10, at Ohio St., 1/27/21

## 2022-23 NOTES

- Leads the Big Ten and ranks eighth in the nation with a 44.4 3FG%....Ranks second in the conference with 2.78 triples per game.
- Has scored in double figures in all but three games this season...team's second-leading scorer (14.6 ppg) and rebounder (6.1 rpg).
- Finished with 19 points and five rebounds in road win at Ohio State (2/23).
- Made game-tying 3-pointer for force overtime vs. Wisconsin (2/8), finishing with 14 points and game-high nine rebounds.
- Drilled eight 3-pointers, tied for the second-most in a single game in program history, and finished with 24 points and seven rebounds at Nebraska (2/5).
- Led Penn State with 18 points and six rebounds at #1 Purdue (2/1).
- Recorded fourth 20-point game of the season with 22 points and seven rebounds in win over Michigan (1/29).
- Scored his 1,000th career point in the second half of win over Indiana (1/11) on the back of a season-best effort to become the 39th member of Penn State's 1,000-career point club...Registered a season-best 25 points behind seven 3-pointers, tying a school record in a conference game with his seven triples.
- Had game-sealing steal in final 10 seconds of win against Iowa (1/1) in addition to his 10 points and five rebounds.
- Recorded second double-double of the season against Delaware State (12/29) with 15 points, 10 rebounds, three assists and two steals.
- Had 16 points, seven rebounds and two steals in big road win at #17 Illinois.
- Tallied 16 points, four rebounds and two blocks in Big Ten opener vs. Michigan State (12/7).
- Notched first double-double of the season with 23 points and career-high 12 rebounds at Clemson (11/29).
- Averaged 13.7 ppg and 8.0 rpg in three-game Charleston Classic, including a 20-point performance against Furman (11/17) and game-high 17-point effort in win over Colorado State (11/20).
- Tallied first 20-point game of the season in win over Furman (11/17).

# 2 Myles DREAD

Sr.+ • G/F • 6-4 • 235 lbs.  
 Detroit, Mich./Gonzaga (Washington, D.C.)  
 Major: Psychology

## CAREER STATS

SEASON TEAM	GP-GS	MIN	Field Goals		3-Point		F-Throws		Rebounds				Scoring									
			FG-FGA	FG%	3FG-3FGA	3FG%	FT-FTA	FT%	OFF	DEF	TOT	AVG	PF-FO	A	TO	BLK	STL	PTS	AVG			
2018-19 PSU	32-28	926	238	.378	67	188	.356	17	29	.586	19	72	91	2.8	68	0	40	25	5	20	264	8.3
2019-20 PSU	31-23	801	242	.343	65	204	.319	35	42	.833	23	75	98	3.2	55	1	67	29	4	29	266	8.6
2020-21 PSU	23-8	557	156	.359	45	130	.346	12	16	.750	8	37	45	2.0	50	1	26	19	7	15	169	7.3
2021-22 PSU	31-20	835	158	.405	55	135	.407	10	14	.714	14	69	83	2.7	69	2	43	23	2	31	193	6.2
2022-23 PSU	28-3	606	133	.391	46	126	.365	5	6	.833	7	49	56	2.0	51	3	21	10	3	16	155	5.5
<b>TOTAL</b>	<b>145-82</b>	<b>3726</b>	<b>927</b>	<b>.372</b>	<b>278</b>	<b>783</b>	<b>.355</b>	<b>79</b>	<b>107</b>	<b>.738</b>	<b>71</b>	<b>302</b>	<b>373</b>	<b>2.6</b>	<b>293</b>	<b>7</b>	<b>197</b>	<b>106</b>	<b>21</b>	<b>111</b>	<b>1047</b>	<b>7.2</b>



## 2022-23 GAME-BY-GAME STATS

Opponent	Date	GS	MIN	Total		3-Pointers		Free throws		Rebounds				PF	A	TO	BLK	STL	PTS	AVG
				FG-FGA	PCT	3FG-3FGA	PCT	FT-FTA	PCT	OFF	DEF	TOT	AVG							
Winthrop	11/07/2022		21:26	4-6	.667	4-6	.667	0-0	.000	0	2	2	2.0	0	2	0	1	1	12	12.0
Loyola Maryland	11/10/2022		20:38	4-8	.500	4-7	.571	0-0	.000	0	1	1	1.5	1	2	0	0	1	12	12.0
Butler	11/14/2022		26:37	2-3	.667	2-3	.667	0-0	.000	0	3	3	2.0	1	1	1	0	6	10.0	
vs Furman	11/17/2022		27:36	3-6	.500	3-6	.500	0-0	.000	1	3	4	2.5	2	1	1	0	1	9	9.8
vs Virginia Tech	11/18/2022		30:02	5-11	.455	5-11	.455	0-0	.000	2	2	4	2.8	2	0	1	0	1	15	10.8
vs Colorado St.	11/20/2022		15:16	1-3	.333	1-3	.333	0-0	.000	0	2	2	2.7	1	0	0	0	3	9.5	
Lafayette	11/25/2022		12:33	1-2	.500	1-2	.500	0-0	.000	0	0	0	2.3	3	2	0	0	0	3	8.6
at Clemson	11/29/2022		20:44	0-6	.000	0-6	.000	0-0	.000	1	1	2	2.3	5	0	1	0	1	0	7.5
Michigan St.	12/07/2022		21:44	2-4	.500	2-4	.500	3-4	.750	0	1	1	2.1	3	1	0	0	0	9	7.7
at Illinois	12/10/2022	*	32:36	5-9	.556	5-9	.556	0-0	.000	0	4	4	2.3	2	0	0	0	1	15	8.4
Canisius	12/18/2022		18:09	2-3	.667	2-3	.667	0-0	.000	0	2	2	2.3	1	2	0	0	1	6	8.2
Quinnipiac	12/22/2022	*	27:42	1-4	.250	1-4	.250	0-0	.000	0	5	5	2.5	2	1	0	1	1	3	7.8
Delaware St.	12/29/2022		21:15	2-6	.333	2-6	.333	0-0	.000	2	2	4	2.6	0	1	0	0	2	6	7.6
Iowa	01/01/2023		24:03	3-4	.750	1-2	.500	0-0	.000	0	5	5	2.8	1	1	1	0	1	7	7.6
at Michigan	01/04/2023		15:19	1-4	.250	1-4	.250	0-0	.000	0	0	0	2.6	5	0	0	0	0	3	7.3
Purdue	01/08/2023	*	31:27	2-5	.400	1-4	.250	0-0	.000	0	1	1	2.5	1	1	1	0	0	5	7.1
Indiana	01/11/2023		15:20	0-1	.000	0-1	.000	0-0	.000	0	2	2	2.5	1	1	0	0	0	0	6.7
at Wisconsin	01/17/2023		27:36	4-7	.571	3-6	.500	0-0	.000	0	5	5	2.6	2	0	1	1	1	11	6.9
Nebraska	01/21/2023		23:27	1-5	.200	1-5	.200	2-2	1.000	0	2	2	2.6	2	0	0	0	1	5	6.8
at Rutgers	01/24/2023		19:35	0-5	.000	0-5	.000	0-0	.000	0	1	1	2.5	4	3	0	0	1	0	6.5
Michigan	01/29/2023		22:28	1-4	.250	1-4	.250	0-0	.000	1	1	2	2.5	1	1	0	0	0	3	6.3
at Purdue	02/01/2023		16:28	1-3	.333	1-3	.333	0-0	.000	0	0	0	2.4	0	0	0	0	0	3	6.2
at Nebraska	02/05/2023		15:04	0-6	.000	0-6	.000	0-0	.000	0	2	2	2.3	2	0	0	0	0	0	5.9
Wisconsin	02/08/2023		17:04	2-2	1.000	1-1	1.000	0-0	.000	0	1	1	2.3	0	0	1	0	0	5	5.9
at Maryland	02/11/2023		21:35	4-8	.500	3-7	.429	0-0	.000	0	0	0	2.2	5	1	1	0	1	11	6.1
Illinois	02/14/2023		21:18	1-3	.333	1-3	.333	0-0	.000	0	1	1	2.2	0	0	0	0	0	3	6.0
at Minnesota	02/18/2023		18:36	0-2	.000	0-2	.000	0-0	.000	0	0	0	2.1	2	0	1	0	0	0	5.7
at Ohio St.	02/23/2023		20:28	0-3	.000	0-3	.000	0-0	.000	0	0	0	2.0	2	0	0	0	1	0	5.5
<b>Totals</b>		<b>3</b>	<b>606:07</b>	<b>52-133</b>	<b>.391</b>	<b>46-126</b>	<b>.365</b>	<b>5-6</b>	<b>.833</b>	<b>7</b>	<b>49</b>	<b>56</b>	<b>2.0</b>	<b>51</b>	<b>21</b>	<b>10</b>	<b>3</b>	<b>16</b>	<b>155</b>	<b>5.5</b>

## STAT HIGHS

	2022-23 Season	Career	Big Ten
Points	15, 2x, last at Illinois, 12/10/22	19, at DePaul (OT), 11/15/18	17, 2x, last vs. Maryland, 2/27/19
Rebounds	5, 3x, last at Wisconsin, 1/17/23	9, vs. Iowa, 1/31/22	9, vs. Iowa, 1/31/22
Assists	3, at Rutgers, 1/24/23	7, vs. Rutgers, 2/26/20	7, vs. Rutgers, 2/26/20
Blocks	1, 3x, last at Wisconsin, 1/17/23	2, vs. Wisconsin, 3/11/21	2, vs. Wisconsin, 3/11/21
Steals	2, vs. Delaware State, 12/29/22	6, vs. Wright State, 11/20/18	3, at Wisconsin, 2/5/22
Minutes	32, at Illinois, 12/10/22	41, 2x, last vs. Iowa (2OT), 1/31/22	41, vs. Iowa (2OT), 1/31/22
FG Made	5, 2x, last at Illinois, 12/10/22	7, at DePaul (OT), 11/15/18	6, at Nebraska, 2/23/21
FG Attempted	11, vs. Virginia Tech, 11/18/22	15, at DePaul (OT), 11/15/18	14, 2x, last at Northwestern, 3/7/20
3-Point FG Made	5, 2x, last at Illinois, 12/10/22	5, 5x, last at Illinois, 12/10/22	5, 2x, last at Illinois, 12/10/22
3-Point FG Attempted	11, vs. Virginia Tech, 11/18/22	13, at Northwestern, 3/7/20	13, at Northwestern, 3/7/20
FT Made	3, vs. Michigan St., 12/7/22	6, 3x, last vs. Iowa, 1/4/20	6, 2x, last vs. Iowa, 1/4/20
FT Attempted	4, vs. Michigan St., 12/7/22	8, Maryland, 2/27/19	8, Maryland, 2/27/19

## 2022-23 NOTES

- Owns fifth-most career 3-pointers (278) in Penn State history.
- Drained three 3-pointers and finished with 11 points at Maryland (2/11).
- Had 11 points and five rebounds at Wisconsin (1/17).
- Became the 38th member of Penn State's 1,000-point club in his home state of Michigan with his first basket of the game against the Wolverines (1/4).
- Drilled five 3-pointers to finish with 15 points and four rebounds in big road win at #17 Illinois (12/10).
- Had nine points, a rebound and an assist in Big Ten opener vs. Michigan State (12/7).
- Made a career high-tying five triples to finish with 15 points, four rebounds and a steal against Virginia Tech (11/18).
- Drained four 3-pointers for the second-straight game to finish with 12 points against Loyola Maryland (11/10).
- Shot 4-for-6 from deep for 12 points in season opener against Winthrop (11/7).
- Coming off a 2021-22 season in which he shot a career-best 40.7 percent (55-135) from 3-point range... Ranked second on the team with 55 made 3-point field goals and 31 steals in 2021-22 while averaging 6.1 points and 2.7 rebounds per game...Returns for 2022-23 to utilize fifth year of eligibility granted by NCAA due to Covid-19 pandemic.

# 3 Kebba NJIE

Fr. • Forward • 6-10 • 237 lbs.  
Centerville, Ohio/La Lumiere (Ind.)  
Major: Business



## CAREER STATS

SEASON TEAM	GP-GS	MIN/AVG	Field Goals		3-Point		F-Throws		Rebounds				Scoring						
			FG-FGA	FG%	3FG-3FGA	3FG%	FT-FTA	FT%	OFF	DEF	TOT	AVG	PF-FO	A	TO	BLK	STL	PTS	AVG
2022-23 PSU	28-17	395/14.1	38-81	.469	1-5	.200	17-28	.607	29	72	101	3.6	59-0	14	26	16	6	94	3.4
<b>TOTAL</b>	<b>28-17</b>	<b>395/14.1</b>	<b>38-81</b>	<b>.469</b>	<b>1-5</b>	<b>.200</b>	<b>17-28</b>	<b>.607</b>	<b>29</b>	<b>72</b>	<b>101</b>	<b>3.6</b>	<b>59-0</b>	<b>14</b>	<b>26</b>	<b>16</b>	<b>6</b>	<b>94</b>	<b>3.4</b>

## 2022-23 GAME-BY-GAME STATS

Opponent	Date	GS	MIN	Total		3-Pointers		Free throws		Rebounds				PF				PTS	AVG		
				FG-FGA	PCT	3FG-3FGA	PCT	FT-FTA	PCT	OFF	DEF	TOT	AVG	PF	A	TO	BLK			STL	
Winthrop	11/07/2022		10:04	2-3	.667	0-0	.000	0-0	.000	2	1	3	3.0	4	0	2	1	0	4	4.0	
Loyola Maryland	11/10/2022		16:25	4-5	.800	0-0	.000	4-5	.800	2	4	6	4.5	3	2	1	0	0	12	8.0	
Butler	11/14/2022		12:26	2-5	.400	0-1	.000	0-0	.000	0	6	6	5.0	2	1	1	0	1	4	6.7	
vs Furman	11/17/2022		11:20	3-6	.500	0-0	.000	0-0	.000	1	3	4	4.8	0	0	0	0	0	6	6.5	
vs Virginia Tech	11/18/2022		06:00	1-3	.333	0-0	.000	0-0	.000	0	1	1	4.0	1	1	0	0	0	2	5.6	
vs Colorado St.	11/20/2022	*	16:32	2-5	.400	1-2	.500	3-3	1.000	2	1	3	3.8	3	0	2	0	0	8	6.0	
Lafayette	11/25/2022	*	15:38	2-3	.667	0-0	.000	1-1	1.000	1	4	5	4.0	1	0	1	0	0	5	5.9	
at Clemson	11/29/2022	*	20:41	0-2	.000	0-1	.000	0-0	.000	0	3	3	3.9	3	1	2	2	0	0	5.1	
Michigan St.	12/07/2022	*	17:23	1-5	.200	0-0	.000	0-2	.000	2	4	6	4.1	2	0	1	1	0	2	4.8	
at Illinois	12/10/2022		01:34	0-1	.000	0-0	.000	0-0	.000	0	0	0	3.7	1	0	0	0	1	0	4.3	
Canisius	12/18/2022		15:48	4-6	.667	0-0	.000	0-0	.000	3	5	8	4.1	0	2	0	1	1	8	4.6	
Quinnipiac	12/22/2022	*	18:33	2-4	.500	0-1	.000	4-5	.800	0	3	3	4.0	3	0	0	4	0	8	4.9	
Delaware St.	12/29/2022	*	18:15	2-3	.667	0-0	.000	2-3	.667	1	4	5	4.1	2	0	2	1	0	6	5.0	
Iowa	01/01/2023	*	06:40	0-0	.000	0-0	.000	0-0	.000	0	1	1	3.9	4	0	1	0	0	0	4.6	
at Michigan	01/04/2023	*	19:48	0-2	.000	0-0	.000	0-1	.000	0	3	3	3.8	2	0	0	1	0	0	4.3	
Purdue	01/08/2023	*	21:26	2-5	.400	0-0	.000	0-0	.000	0	0	0	3.6	3	1	1	1	0	4	4.3	
Indiana	01/11/2023	*	23:03	1-2	.500	0-0	.000	0-0	.000	0	5	5	3.6	3	1	0	1	2	2	4.2	
at Wisconsin	01/17/2023	*	16:56	0-1	.000	0-0	.000	0-0	.000	0	2	2	3.6	3	1	2	1	0	0	3.9	
Nebraska	01/21/2023	*	05:09	0-1	.000	0-0	.000	0-0	.000	0	1	1	3.4	1	1	0	0	0	0	3.7	
at Rutgers	01/24/2023	*	15:56	2-3	.667	0-0	.000	0-1	.000	0	2	2	3.4	2	0	1	0	0	4	3.8	
Michigan	01/29/2023		09:46	1-2	.500	0-0	.000	0-0	.000	1	2	3	3.3	1	0	2	0	1	2	3.7	
at Purdue	02/01/2023		07:18	0-0	.000	0-0	.000	0-0	.000	0	0	0	3.2	3	0	0	0	0	0	3.5	
at Nebraska	02/05/2023		17:56	1-2	.500	0-0	.000	1-4	.250	5	4	9	3.4	2	0	1	0	0	3	3.5	
Wisconsin	02/08/2023		17:24	2-3	.667	0-0	.000	0-0	.000	2	4	6	3.5	1	1	0	0	0	4	3.5	
at Maryland	02/11/2023	*	12:01	0-1	.000	0-0	.000	0-0	.000	0	1	1	3.4	2	0	2	1	0	0	3.4	
Illinois	02/14/2023	*	12:18	1-1	1.000	0-0	.000	1-2	.500	1	4	5	3.5	3	0	0	1	0	3	3.3	
at Minnesota	02/18/2023	*	11:38	1-2	.500	0-0	.000	0-0	.000	4	1	5	3.6	3	1	3	0	0	2	3.3	
at Ohio St.	02/23/2023	*	17:25	2-5	.400	0-0	.000	1-1	1.000	2	3	5	3.6	1	1	1	0	0	5	3.4	
<b>Totals</b>			<b>17</b>	<b>395:23</b>	<b>38-81</b>	<b>.469</b>	<b>1-5</b>	<b>.200</b>	<b>17-28</b>	<b>.607</b>	<b>29</b>	<b>72</b>	<b>101</b>	<b>3.6</b>	<b>59</b>	<b>14</b>	<b>26</b>	<b>16</b>	<b>6</b>	<b>94</b>	<b>3.4</b>

## STAT HIGHS

	2022-23 Season	Career	Big Ten
Points	12, vs. Loyola (Md.), 11/10/22	12, vs. Loyola (Md.), 11/10/22	5, at Ohio State, 2/23/23
Rebounds	9, at Nebraska, 2/5/23	9, at Nebraska, 2/5/23	9, at Nebraska, 2/5/23
Assists	2, 2x, last vs. Canisius, 12/18/22	2, 2x, last vs. Canisius, 12/18/22	1, 7x, last at Ohio State, 2/23/23
Blocks	4, vs. Quinnipiac, 12/22/22	4, vs. Quinnipiac, 12/22/22	1, 7x, last vs. Illinois, 2/14/23
Steals	2, vs. Indiana, 1/11/23	2, vs. Indiana, 1/11/23	2, vs. Indiana, 1/11/23
Minutes	23, vs. Indiana, 1/11/23	23, vs. Indiana, 1/11/23	23, vs. Indiana, 1/11/23
FG Made	4, 2x, last vs. Canisius, 12/18/22	4, 2x, last vs. Canisius, 12/18/22	2, 2x, last vs. Wisconsin, 2/8/23
FG Attempted	6, 2x, last vs. Canisius, 12/18/22	6, 2x, last vs. Canisius, 12/18/22	5, 3x, last at Ohio State, 2/23/23
3-Point FG Made	1, vs. Colorado State, 11/20/22	1, vs. Colorado State, 11/20/22	---
3-Point FG Attempted	2, vs. Colorado State, 11/20/22	2, vs. Colorado State, 11/20/22	---
FT Made	4, 2x, last vs. Quinnipiac, 12/22/22	4, 2x, last vs. Quinnipiac, 12/22/22	1, 3x, last at Ohio State, 2/23/23
FT Attempted	5, 2x, last vs. Quinnipiac, 12/22/22	5, 2x, last vs. Quinnipiac, 12/22/22	4, at Nebraska, 2/5/23

## 2022-23 NOTES

- Has recorded five or more rebounds in five of the last six games.
- Finished with five points, five rebounds and an assist in road win at Ohio State (2/23).
- Pulled down a career-high nine rebounds at Nebraska (2/5).
- Played a career-best 23 minutes in win over Indiana (1/11), finishing with two points, five rebounds, two steals and a block.
- Finished with eight points, three rebounds and a career-best four blocks in win over Quinnipiac (12/22).
- Tallied eight points and a career-best eight rebounds in win over Canisius (12/18).
- Had two points, six rebounds and a block in Big Ten debut against Michigan State (12/7).
- Got first career start in win over Colorado State (11/20), finishing with eight points and three rebounds...Drained first-career 3-pointer.
- Finished with six points and four rebounds in Charleston Classic win over Furman (11/17).
- Had four points, six rebounds, an assist and a steal in 12 minutes of action against Butler (11/14).
- Tallied 12 points on 4-of-5 shooting, six rebounds and two assists in 16 minutes of action against Loyola Maryland (11/10).
- Recorded four points and three rebounds in collegiate debut against Winthrop (11/7).
- ESPN Top 100 recruit, Penn State's first ESPN Top 100 commitment since Tony Carr in 2016...No. 2 highest-ranked signee in the history of Penn State basketball...Consensus 4-star recruit, No. 16 power forward in country according to Rivals...Played two seasons of high school basketball at Indiana powerhouse La Lumiere after two at Centerville High School in Ohio...Starter on 2021-22 La Lumiere team that advanced to GEICO Nationals.

# 4 Caleb DORSEY

Jr. • Forward • 6-7 • 235 lbs.  
Westminster, Md./The Hill School (Pa.)  
Major: Agricultural Sciences



## CAREER STATS

SEASON	TEAM	GP-GS	MIN/AVG	Field Goals		3-Point		F-Throws		Rebounds				Scoring						
				FG-FGA	FG%	3FG-3FGA	3FG%	FT-FTA	FT%	OFF	DEF	TOT	AVG	PF	FO	A	TO	BLK	STL	PTS
2020-21	PSU	5-0	11/2.2	2-4	.500	2-4	.500	0-0	.000	2	0	2	0.4	1-0	0	2	0	0	6	1.2
2021-22	PSU	12-0	67/5.6	3-11	.273	3-9	.333	2-2	1.000	1	6	7	0.6	6-0	2	3	1	3	11	0.9
2022-23	PSU	16-9	192/12.0	14-37	.378	4-12	.333	5-8	.625	10	25	35	2.2	17-0	7	8	3	6	37	2.3
<b>TOTAL</b>		<b>33-9</b>	<b>270/8.2</b>	<b>19-52</b>	<b>.365</b>	<b>9-25</b>	<b>.360</b>	<b>7-10</b>	<b>.700</b>	<b>13</b>	<b>31</b>	<b>44</b>	<b>1.3</b>	<b>24-0</b>	<b>9</b>	<b>13</b>	<b>4</b>	<b>9</b>	<b>54</b>	<b>1.6</b>

## 2022-23 GAME-BY-GAME STATS

Opponent	Date	GS	MIN	Total		3-Pointers		Free throws		Rebounds				PF A TO BLK STL PTS AVG						
				FG-FGA	PCT	3FG-3FGA	PCT	FT-FTA	PCT	OFF	DEF	TOT	AVG	PF	A	TO	BLK	STL	PTS	AVG
Winthrop	11/07/2022	*	22:26	2-4	.500	1-2	.500	0-0	.000	2	4	6	6.0	2	4	0	0	0	5	5.0
Loyola Maryland	11/10/2022	*	15:21	3-4	.750	1-1	1.000	1-2	.500	0	2	2	4.0	3	0	1	0	0	8	6.5
Butler	11/14/2022	*	22:31	4-9	.444	1-2	.500	0-0	.000	1	4	5	4.3	2	0	1	1	0	9	7.3
vs Furman	11/17/2022	*	16:20	1-4	.250	0-0	.000	0-0	.000	2	3	5	4.5	2	1	2	0	1	2	6.0
vs Virginia Tech	11/18/2022	*	06:03	0-1	.000	0-1	.000	0-0	.000	0	1	1	3.8	0	0	1	0	0	0	4.8
vs Colorado St.	11/20/2022		12:56	0-0	.000	0-0	.000	0-0	.000	1	1	2	3.5	1	1	0	0	0	0	4.0
Lafayette	11/25/2022		08:57	0-1	.000	0-0	.000	0-0	.000	0	0	0	3.0	1	0	0	0	1	0	3.4
at Clemson	11/29/2022		10:09	0-0	.000	0-0	.000	0-0	.000	0	1	1	2.8	2	0	0	0	2	0	3.0
Michigan St.	12/07/2022		14:11	2-5	.400	1-2	.500	1-2	.500	0	2	2	2.7	1	0	2	0	0	6	3.3
Canisius	12/18/2022	*	04:25	1-2	.500	0-0	.000	1-1	1.000	1	0	1	2.5	0	0	0	0	1	3	3.3
Quinnipiac	12/22/2022		04:15	0-0	.000	0-0	.000	0-0	.000	1	0	1	2.4	0	0	0	0	0	0	3.0
Nebraska	01/21/2023		09:11	0-2	.000	0-0	.000	2-2	1.000	2	1	3	2.4	1	0	0	0	0	2	2.9
at Rutgers	01/24/2023		07:32	0-0	.000	0-0	.000	0-1	.000	0	1	1	2.3	0	0	1	1	0	0	2.7
Michigan	01/29/2023	*	16:20	0-2	.000	0-2	.000	0-0	.000	0	2	2	2.3	2	1	0	0	1	0	2.5
at Purdue	02/01/2023	*	13:45	1-2	.500	0-1	.000	0-0	.000	0	2	2	2.3	0	0	0	1	0	2	2.5
at Nebraska	02/05/2023	*	07:39	0-1	.000	0-1	.000	0-0	.000	0	1	1	2.2	0	0	0	0	0	0	2.3
<b>Totals</b>			<b>9 192:01</b>	<b>14-37</b>	<b>.378</b>	<b>4-12</b>	<b>.333</b>	<b>5-8</b>	<b>.625</b>	<b>10</b>	<b>25</b>	<b>35</b>	<b>2.2</b>	<b>17</b>	<b>7</b>	<b>8</b>	<b>3</b>	<b>6</b>	<b>37</b>	<b>2.3</b>

## STAT HIGHS

	2022-23 Season	Career	Big Ten
Points	9, vs. Butler, 11/14/22	9, vs. Butler, 11/14/22	6, vs. Michigan St., 12/7/22
Rebounds	6, vs. Winthrop, 11/7/22	6, vs. Winthrop, 11/7/22	3, vs. Nebraska, 1/21/23
Assists	4, vs. Winthrop, 11/7/22	4, vs. Winthrop, 11/7/22	2, vs. Nebraska, 2/27/22
Blocks	1, 3x, last at Purdue, 2/1/23	1, 4x, last at Purdue, 2/1/23	1, 3x, last at Purdue, 2/1/23
Steals	1, 4x, last vs. Michigan, 1/29/23	1, 7x, last vs. Michigan, 1/29/23	1, 4x, last vs. Michigan, 1/29/23
Minutes	22, vs. Butler, 11/14/22	22, vs. Butler, 11/14/22	16, vs. Michigan, 1/29/23
FG Made	4, vs. Butler, 11/14/22	4, vs. Butler, 11/14/22	2, vs. Michigan St., 12/7/22
FG Attempted	9, vs. Butler, 11/14/22	9, vs. Butler, 11/14/22	5, vs. Michigan St., 12/7/22
3-Point FG Made	1, 4x, last vs. Michigan St., 12/7/22	1, 8x, last vs. Butler, 11/14/22	1, 6x, last vs. Michigan St., 12/7/22
3-Point FG Attempted	2, 4x, last vs. Michigan, 1/29/23	3, vs. Purdue, 2/26/21	3, vs. Purdue, 2/26/21
FT Made	2, vs. Nebraska, 1/21/23	2, 2x, last vs. Nebraska, 1/21/23	2, 2x, last vs. Nebraska, 1/21/23
FT Attempted	2, 3x, last vs. Nebraska, 1/21/23	2, 3x, last vs. Nebraska, 1/21/23	2, 3x, last vs. Nebraska, 1/21/23

## 2022-23 NOTES

- Had Big Ten career-best six points in conference opener against Michigan State (12/7).
- Tallied a career-best nine points to go along with five rebounds in win over Butler (11/14).
- Scored eight points on 3-for-4 shooting in win over Loyola Maryland (11/10).
- Got first career start in season opener against Winthrop (11/7), finishing with five points, a team-best six rebounds and four assists.
- Returns for junior season after seeing action in 12 games as a sophomore in 2021-22...scored 11 points and pulled down seven rebounds in sophomore season.

# 5 Jameel BROWN

Fr. • Guard • 6-4 • 188 lbs.  
Philadelphia, Pa./Westtown  
Major: Psychology



## CAREER STATS

SEASON	TEAM	GP-GS	MIN/AVG	Field Goals		3-Point		F-Throws		Rebounds				Scoring						
				FG-FGA	FG%	3FG-3FGA	3FG%	FT-FTA	FT%	OFF	DEF	TOT	AVG	PF	FO	A	TO	BLK	STL	PTS
2022-23	PSU	13-0	62/4.8	3-16	.188	2-14	.143	4-5	.800	0	14	14	1.1	5-0	3	2	1	2	12	0.9
<b>TOTAL</b>		<b>13-0</b>	<b>62/4.8</b>	<b>3-16</b>	<b>.188</b>	<b>2-14</b>	<b>.143</b>	<b>4-5</b>	<b>.800</b>	<b>0</b>	<b>14</b>	<b>14</b>	<b>1.1</b>	<b>5-0</b>	<b>3</b>	<b>2</b>	<b>1</b>	<b>2</b>	<b>12</b>	<b>0.9</b>

## 2022-23 GAME-BY-GAME STATS

Opponent	Date	GS	MIN	Total		3-Pointers		Free throws		Rebounds				PF						
				FG-FGA	PCT	3FG-3FGA	PCT	FT-FTA	PCT	OFF	DEF	TOT	AVG	PF	A	TO	BLK	STL	PTS	AVG
Winthrop	11/07/2022		02:46	1-2	.500	1-2	.500	0-0	.000	0	1	1	1.0	1	0	0	0	0	3	3.0
Loyola Maryland	11/10/2022		09:57	0-1	.000	0-1	.000	0-0	.000	0	2	2	1.5	0	0	0	0	0	0	1.5
Lafayette	11/25/2022		07:00	0-2	.000	0-2	.000	0-0	.000	0	1	1	1.3	0	0	0	0	1	0	1.0
Canisius	12/18/2022		09:17	2-4	.500	1-3	.333	0-0	.000	0	3	3	1.8	3	1	0	0	0	5	2.0
Quinnipiac	12/22/2022		12:37	0-1	.000	0-1	.000	2-2	1.000	0	2	2	1.8	1	0	1	1	0	2	2.0
Delaware St.	12/29/2022		07:43	0-1	.000	0-1	.000	0-0	.000	0	3	3	2.0	0	0	1	0	0	0	1.7
Iowa	01/01/2023		02:02	0-2	.000	0-1	.000	0-0	.000	0	1	1	1.9	0	1	0	0	0	0	1.4
Purdue	01/08/2023		01:36	0-0	.000	0-0	.000	0-0	.000	0	0	0	1.6	0	0	0	0	0	0	1.3
Indiana	01/11/2023		00:33	0-0	.000	0-0	.000	0-0	.000	0	0	0	1.4	0	0	0	0	0	0	1.1
at Rutgers	01/24/2023		02:28	0-2	.000	0-2	.000	0-0	.000	0	0	0	1.3	0	0	0	0	0	0	1.0
Michigan	01/29/2023		00:28	0-0	.000	0-0	.000	0-0	.000	0	0	0	1.2	0	0	0	0	0	0	0.9
at Purdue	02/01/2023		03:03	0-0	.000	0-0	.000	2-3	.667	0	1	1	1.2	0	0	0	0	1	2	1.0
Illinois	02/14/2023		02:46	0-1	.000	0-1	.000	0-0	.000	0	0	0	1.1	0	1	0	0	0	0	0.9
<b>Totals</b>			<b>0 62:16</b>	<b>3-16</b>	<b>.188</b>	<b>2-14</b>	<b>.143</b>	<b>4-5</b>	<b>.800</b>	<b>0</b>	<b>14</b>	<b>14</b>	<b>1.1</b>	<b>5</b>	<b>3</b>	<b>2</b>	<b>1</b>	<b>2</b>	<b>12</b>	<b>0.9</b>

## STAT HIGHS

	2022-23 Season	Career	Big Ten
Points	5, vs. Canisius, 12/18/22	5, vs. Canisius, 12/18/22	2, at Purdue, 2/1/23
Rebounds	3, 2x, last vs. Delaware State, 12/29/22	3, 2x, last vs. Delaware State, 12/29/22	1, 2x, last at Purdue, 2/1/23
Assists	1, 3x, last vs. Illinois, 2/14/23	1, 3x, last vs. Illinois, 2/14/23	1, 2x, last vs. Illinois, 2/14/23
Blocks	1, vs. Quinnipiac, 12/22/22	1, vs. Quinnipiac, 12/22/22	---
Steals	1, 2x, last at Purdue, 2/1/23	1, 2x, last at Purdue, 2/1/23	1, at Purdue, 2/1/23
Minutes	12, vs. Quinnipiac, 12/22/22	12, vs. Quinnipiac, 12/22/22	3, at Purdue, 2/1/23
FG Made	2, vs. Canisius, 12/18/22	2, vs. Canisius, 12/18/22	---
FG Attempted	4, vs. Canisius, 12/18/22	4, vs. Canisius, 12/18/22	2, vs. Iowa, 1/1/23
3-Point FG Made	1, 2x, last vs. Canisius, 12/18/22	1, 2x, last vs. Canisius, 12/18/22	---
3-Point FG Attempted	3, vs. Canisius, 12/18/22	3, vs. Canisius, 12/18/22	2, at Rutgers, 1/24/23
FT Made	2, 2x, last at Purdue, 2/1/23	2, 2x, last at Purdue, 2/1/23	2, at Purdue, 2/1/23
FT Attempted	3, at Purdue, 2/1/23	3, at Purdue, 2/1/23	3, at Purdue, 2/1/23

## 2022-23 NOTES

- Scored first career Big Ten points with two points, a rebound and a steal at #1 Purdue (2/1).
- Played first career Big Ten game in win over Iowa (1/1), tallying a rebound and an assist.
- Played career-best 12 minutes in win over Quinnipiac (12/22), finishing with two points, two rebounds and a block.
- Tallied career-best marks of five points, three rebounds and an assist in win over Canisius (12/18).
- Record first career steal in win over Lafayette (11/25).
- Pulled down two rebounds in win over Loyola Maryland (11/10).
- Drained a 3-pointer in his first collegiate game, finishing with three points and a rebounds against Winthrop (11/7).
- Is the No. 6 overall signee in the history of Penn State basketball according to the 247Sports Composite Ranking...Ranked an ESPN 4-star prospect and the No. 24 shooting guard in the country...Helped lead Team Final to 2021 Nike EYBL Peach Jam Championship in summer 2021...Two-time All-State pick who played senior year of high school at Westtown School after three-year career at Haverford School...Named finalist for Pennsylvania Mr. Basketball, first-team All-State and team co-MVP after averaging 15 points, six rebounds and four assists, and knocking down 65 3-pointers during senior season at Westtown.



# 10 Andrew FUNK

**Sr.+ • Guard • 6-5 • 200 lbs.**  
 Warrington, Pa./Archbishop Wood  
 Bucknell  
 Master's Program: Management & Organizational  
 Leadership



## CAREER STATS

SEASON	TEAM	GP-GS	MIN/AVG	Field Goals			3-Point		F-Throws		Rebounds				Scoring					
				FG-FGA	FG%	3FG-3FGA	3FG%	FT-FTA	FT%	OFF	DEF	TOT	AVG	PF-FO	A	TO	BLK	STL	PTS	AVG
2018-19	Buck	33-0	473/14.3	57-140	.407	34-98	.347	6-9	.667	6	44	50	1.5	22-0	24	21	1	9	154	4.7
2019-20	Buck	33-32	1076/32.6	135-345	.391	51-169	.302	36-51	.706	8	121	129	3.9	41-0	56	54	7	26	357	10.8
2020-21	Buck	12-12	404/33.7	51-124	.411	18-67	.269	35-41	.854	3	48	51	4.3	12-0	18	25	1	9	155	12.9
2021-22	Buck	32-32	1174/36.7	213-493	.432	87-240	.363	51-67	.761	0	116	116	3.6	37-0	97	57	8	25	564	17.6
2022-23	PSU	28-28	943/33.7	117-265	.442	82-199	.412	23-28	.821	7	65	72	2.6	27-0	33	23	2	17	339	12.1
<b>TOTAL FOR PSU</b>	<b>28-28</b>	<b>943/33.7</b>	<b>117-265</b>	<b>.442</b>	<b>82-199</b>	<b>.412</b>	<b>23-28</b>	<b>.821</b>	<b>7</b>	<b>65</b>	<b>72</b>	<b>2.6</b>	<b>27-0</b>	<b>33</b>	<b>23</b>	<b>2</b>	<b>17</b>	<b>339</b>	<b>12.1</b>	
<b>TOTAL</b>	<b>138-104</b>	<b>4070/29.5</b>	<b>573-1367</b>	<b>.419</b>	<b>272-773</b>	<b>.352</b>	<b>151-196</b>	<b>.770</b>	<b>24</b>	<b>394</b>	<b>418</b>	<b>3.0</b>	<b>139-0</b>	<b>228</b>	<b>180</b>	<b>19</b>	<b>86</b>	<b>1569</b>	<b>11.4</b>	

## 2022-23 GAME-BY-GAME STATS

Opponent	Date	GS	MIN	Total		3-Pointers		Free throws		Rebounds				PF	A	TO	BLK	STL	PTS	AVG
				FG-FGA	PCT	3FG-3FGA	PCT	FT-FTA	PCT	OFF	DEF	TOT	AVG							
Winthrop	11/07/2022	*	30:23	8-12	.667	6-10	.600	0-0	.000	0	2	2	2.0	2	4	1	0	2	22	22.0
Loyola Maryland	11/10/2022	*	26:44	1-5	.200	1-5	.200	0-0	.000	1	4	5	3.5	0	2	1	0	0	3	12.5
Butler	11/14/2022	*	33:09	4-9	.444	3-7	.429	0-0	.000	0	2	2	3.0	3	1	4	0	1	11	12.0
vs Furman	11/17/2022	*	34:19	2-10	.200	2-8	.250	0-0	.000	0	1	1	2.5	2	1	1	0	0	6	10.5
vs Virginia Tech	11/18/2022	*	36:37	8-16	.500	5-11	.455	0-0	.000	0	1	1	2.2	1	1	1	0	1	21	12.6
vs Colorado St.	11/20/2022	*	35:26	3-11	.273	2-8	.250	0-0	.000	0	3	3	2.3	0	2	1	0	0	8	11.8
Lafayette	11/25/2022	*	26:59	1-4	.250	1-3	.333	0-0	.000	0	1	1	2.1	0	1	1	0	1	3	10.6
at Clemson	11/29/2022	*	43:38	4-9	.444	2-5	.400	4-6	.667	0	4	4	2.4	1	1	1	0	0	14	11.0
Michigan St.	12/07/2022	*	29:31	1-4	.250	0-3	.000	0-0	.000	1	1	2	2.3	0	1	1	0	0	2	10.0
at Illinois	12/10/2022	*	36:59	7-11	.636	6-9	.667	0-0	.000	0	3	3	2.4	0	2	1	0	3	20	11.0
Canisius	12/18/2022	*	21:18	5-6	.833	5-6	.833	0-0	.000	0	0	0	2.2	2	2	0	0	0	15	11.4
Quinnipiac	12/22/2022	*	37:07	5-13	.385	2-8	.250	4-4	1.000	0	1	1	2.1	0	3	0	0	0	16	11.8
Delaware St.	12/29/2022	*	36:54	4-10	.400	4-10	.400	0-0	.000	1	4	5	2.3	1	0	1	0	0	12	11.8
Iowa	01/01/2023	*	35:32	7-12	.583	5-8	.625	1-3	.333	0	1	1	2.2	2	0	0	0	0	20	12.4
at Michigan	01/04/2023	*	38:22	4-12	.333	1-8	.125	0-0	.000	1	2	3	2.3	1	0	1	0	0	9	12.1
Purdue	01/08/2023	*	35:08	1-8	.125	1-5	.200	0-0	.000	0	4	4	2.4	0	0	0	0	1	3	11.6
Indiana	01/11/2023	*	32:44	8-13	.615	7-12	.583	0-0	.000	0	4	4	2.5	0	1	1	0	1	23	12.2
at Wisconsin	01/17/2023	*	37:36	4-11	.364	3-8	.375	5-5	1.000	1	1	2	2.4	0	1	0	0	0	16	12.4
Nebraska	01/21/2023	*	36:49	8-13	.615	5-10	.500	2-2	1.000	0	2	2	2.4	1	1	1	0	1	23	13.0
at Rutgers	01/24/2023	*	35:33	4-10	.400	2-7	.286	2-2	1.000	1	3	4	2.5	1	2	0	0	1	12	13.0
Michigan	01/29/2023	*	34:18	7-12	.583	4-9	.444	1-1	1.000	0	7	7	2.7	0	2	0	0	1	19	13.2
at Purdue	02/01/2023	*	29:59	1-9	.111	0-6	.000	0-0	.000	0	1	1	2.6	0	0	0	0	0	2	12.7
at Nebraska	02/05/2023	*	25:03	5-9	.556	4-8	.500	0-0	.000	0	1	1	2.6	2	2	2	1	1	14	12.8
Wisconsin	02/08/2023	*	39:53	2-7	.286	2-6	.333	4-5	.800	0	2	2	2.5	3	0	2	0	1	10	12.7
at Maryland	02/11/2023	*	36:54	5-9	.556	4-7	.571	0-0	.000	0	5	5	2.6	1	0	1	1	0	14	12.7
Illinois	02/14/2023	*	36:04	4-10	.400	2-6	.333	0-0	.000	0	2	2	2.6	0	2	1	0	1	10	12.6
at Minnesota	02/18/2023	*	33:09	4-8	.500	3-6	.500	0-0	.000	1	2	3	2.6	1	1	0	0	1	11	12.6
at Ohio St.	02/23/2023	*	27:15	0-2	.000	0-0	.000	0-0	.000	0	1	1	2.6	3	0	0	0	0	0	12.1
<b>Totals</b>			<b>28 943:23</b>	<b>117-265</b>	<b>.442</b>	<b>82-199</b>	<b>.412</b>	<b>23-28</b>	<b>.821</b>	<b>7</b>	<b>65</b>	<b>72</b>	<b>2.6</b>	<b>27</b>	<b>33</b>	<b>23</b>	<b>2</b>	<b>17</b>	<b>339</b>	<b>12.1</b>

## STAT HIGHS

	2022-23 Season	Career	Big Ten
Points	23, 2x, last vs. Nebraska, 1/21/23	38, at Illinois St., 11/20/21	23, 2x, last vs. Nebraska, 1/21/23
Rebounds	7, vs. Michigan, 1/29/23	11, at Lafayette, 2/5/22	7, vs. Michigan, 1/29/23
Assists	4, vs. Winthrop, 11/7/22	8, at Army, 2/23/22	2, 5x, last vs. Illinois, 2/14/23
Blocks	1, 2x, last at Maryland, 2/11/23	2, 3x, last vs. American, 2/9/22	1, 2x, last at Maryland, 2/11/23
Steals	3, at Illinois, 12/10/22	3, 6x, last at Illinois, 12/10/22	3, at Illinois, 12/10/22
Minutes	43, at Clemson, 11/29/22	43, at Lafayette, 3/1/22	39, Wisconsin, 2/8/23
FG Made	8, 4x, last vs. Nebraska, 1/21/23	12, 3x, last vs. Loyola (Md.), 1/30/22	8, 2x, last vs. Nebraska, 1/21/23
FG Attempted	16, vs. Virginia Tech, 11/18/22	25, at Illinois St., 11/20/21	13, 2x, last vs. Nebraska, 1/21/23
3-Point FG Made	7, vs. Indiana, 1/11/23	7, 3x, last vs. Indiana, 1/11/23	7, vs. Indiana, 1/11/23
3-Point FG Attempted	12, vs. Indiana, 1/11/23	16, at Illinois St., 11/20/21	12, vs. Indiana, 1/11/23
FT Made	5, at Wisconsin, 1/17/23	7, 4x, last at Illinois St., 11/20/21	5, at Wisconsin, 1/17/23
FT Attempted	6, at Clemson, 11/29/22	10, at American, 2/28/21	5, 2x, last vs. Wisconsin, 2/8/23

## 2022-23 NOTES

- Leads the Big Ten and ranks in the top 30 in the nation in 3-pointers made per game (2.93)...Ranks second in the conference and 30th in the country with a 41.2 3FG%...Has scored in double figures in 10 of the last 12 games.
- Scored 1,500th career point and finished with 19 points and a season-best seven rebounds in win over Michigan (1/29).
- Tied Penn State career-best with game-high 23 points in win over Nebraska (1/21).
- Scored a Penn State career-best 23 points behind seven made 3-pointers in win over Indiana (1/11)...His seven triples tied a school record in a conference game.
- Shot 5-for-8 (62.5%) from deep to finish with 20 points in win over Iowa (1/1).
- Made five 3-pointers in a span of 6:45 to finish 5-of-6 (83.3%) from deep with 15 points against Canisius (12/18).
- Shot 6-for-9 (66.7%) from 3-point range for 20 points in big road win at #17 Illinois (12/10)...Added three rebounds, a career high-tying three steals and two assists.
- Banked in game-tying 3-pointer in final seconds of regulation to force overtime at Clemson (11/29) and finished with 14 points and four rebounds.
- Scored game-high 21 points on 50% (8-16) shooting against Virginia Tech (11/18).
- Put together a sparkling debut, registering 22 points with the help of a 6-for-10 showing from downtown in season opener vs. Winthrop (11/7).
- Graduate transfer who completed a strong four-year career at Bucknell as a three-year starter who averaged double-digit points in each of his final three seasons.

# 11 Camren WYNTER

**Sr.+ • Guard • 6-2 • 200 lbs.**  
 Hempstead, N.Y./DME Academy/Holy Trinity  
 Drexel

**Master's Program: Educational Leadership**



## CAREER STATS

SEASON	TEAM	GP-GS	MIN/AVG	Field Goals			3-Point		F-Throws		Rebounds				Scoring					
				FG-FGA	FG%	3FG-3FGA	3FG%	FT-FTA	FT%	OFF	DEF	TOT	AVG	PF-FO	A	TO	BLK	STL	PTS	AVG
2018-19	Drexel	32-30	1093/34.2	145-337	.430	22-66	.333	48-63	.762	30	117	147	4.6	78-1	174	77	2	44	360	11.3
2019-20	Drexel	33-33	1209/36.6	192-432	.444	44-124	.355	89-127	.701	18	103	121	3.7	63-0	168	116	3	54	517	15.7
2020-21	Drexel	20-20	718/35.9	123-268	.459	34-82	.415	43-52	.827	9	63	72	3.6	37-0	103	58	1	18	323	16.2
2021-22	Drexel	29-29	1008/34.8	177-408	.434	35-126	.278	68-79	.861	19	134	153	5.3	63-0	132	70	0	24	457	15.8
2022-23	PSU	28-24	751/26.8	86-195	.441	26-70	.371	27-34	.794	6	68	74	2.6	39-0	54	35	1	13	225	8.0
<b>TOTAL FOR PSU</b>	<b>28-24</b>	<b>751/26.8</b>	<b>86-195</b>	<b>.441</b>	<b>26-70</b>	<b>.371</b>	<b>27-34</b>	<b>.794</b>	<b>.775</b>	<b>6</b>	<b>68</b>	<b>74</b>	<b>2.6</b>	<b>39-0</b>	<b>54</b>	<b>35</b>	<b>1</b>	<b>13</b>	<b>225</b>	<b>8.0</b>
<b>TOTAL</b>	<b>142-136</b>	<b>4778/33.6</b>	<b>723-1640</b>	<b>.441</b>	<b>161-468</b>	<b>.344</b>	<b>275-355</b>	<b>.775</b>	<b>.82</b>	<b>485</b>	<b>567</b>	<b>4.0</b>	<b>280-1</b>	<b>631</b>	<b>356</b>	<b>7</b>	<b>153</b>	<b>1882</b>	<b>13.3</b>	

## 2022-23 GAME-BY-GAME STATS

Opponent	Date	GS	MIN	Total			3-Pointers		Free throws		Rebounds				PF				PTS	AVG
				FG-FGA	PCT	3FG-3FGA	PCT	FT-FTA	PCT	OFF	DEF	TOT	AVG	A	TO	BLK	STL			
Winthrop	11/07/2022	*	23:48	3-7	.429	0-2	.000	3-3	1.000	1	2	3	3.0	1	3	1	0	3	9	9.0
Loyola Maryland	11/10/2022	*	23:24	7-9	.778	3-4	.750	1-1	1.000	0	4	4	3.5	0	3	1	0	0	18	13.5
Butler	11/14/2022	*	29:14	4-9	.444	1-3	.333	2-3	.667	1	2	3	3.3	0	3	2	0	0	11	12.7
vs Furman	11/17/2022	*	28:59	3-8	.375	1-2	.500	0-0	.000	0	3	3	3.3	1	3	1	0	0	7	11.3
vs Virginia Tech	11/18/2022	*	17:18	1-4	.250	0-1	.000	0-0	.000	0	1	1	2.8	0	0	4	0	1	2	9.4
vs Colorado St.	11/20/2022	*	29:10	2-5	.400	1-3	.333	4-4	1.000	0	2	2	2.7	1	1	2	0	0	9	9.3
Lafayette	11/25/2022	*	25:20	4-7	.571	3-5	.600	0-0	.000	1	2	3	2.7	0	3	1	0	0	11	9.6
at Clemson	11/29/2022	*	40:56	6-12	.500	3-6	.500	11-12	.917	1	3	4	2.9	4	1	1	0	1	26	11.6
Michigan St.	12/07/2022	*	30:06	3-8	.375	2-4	.500	2-2	1.000	0	1	1	2.7	0	0	0	0	1	10	11.4
at Illinois	12/10/2022	*	27:55	0-3	.000	0-1	.000	0-0	.000	0	1	1	2.5	2	2	2	0	0	0	10.3
Canisius	12/18/2022	*	21:22	3-7	.429	1-2	.500	0-0	.000	0	3	3	2.5	2	3	0	0	0	7	10.0
Quinnipiac	12/22/2022	*	34:14	6-13	.462	0-4	.000	0-0	.000	1	8	9	3.1	1	2	1	0	0	12	10.2
Delaware St.	12/29/2022	*	23:43	1-7	.143	0-4	.000	0-0	.000	0	1	1	2.9	0	2	1	0	0	2	9.5
Iowa	01/01/2023	*	29:40	6-9	.667	2-3	.667	0-0	.000	0	3	3	2.9	3	2	0	0	0	14	9.9
at Michigan	01/04/2023	*	30:02	4-9	.444	0-2	.000	0-0	.000	0	6	6	3.1	2	1	2	0	1	8	9.7
Purdue	01/08/2023	*	19:26	1-5	.200	1-2	.500	0-0	.000	0	1	1	3.0	0	0	0	0	0	3	9.3
Indiana	01/11/2023	*	30:41	4-9	.444	0-1	.000	0-0	.000	0	2	2	2.9	2	6	0	0	1	8	9.2
at Wisconsin	01/17/2023	*	24:47	2-6	.333	1-2	.500	1-2	.500	0	2	2	2.9	4	0	1	0	0	6	9.1
Nebraska	01/21/2023	*	25:27	3-7	.429	0-3	.000	0-0	.000	0	3	3	2.9	2	1	1	0	0	6	8.9
at Rutgers	01/24/2023	*	20:09	0-4	.000	0-2	.000	0-0	.000	0	1	1	2.8	2	1	0	0	0	0	8.5
Michigan	01/29/2023	*	22:46	1-2	.500	0-0	.000	0-0	.000	1	2	3	2.8	1	4	1	0	1	2	8.1
at Purdue	02/01/2023	*	15:13	1-3	.333	1-1	1.000	0-0	.000	0	1	1	2.7	2	0	4	0	1	3	7.9
at Nebraska	02/05/2023	*	26:00	0-3	.000	0-3	.000	0-0	.000	0	0	0	2.6	3	5	1	0	1	0	7.6
Wisconsin	02/08/2023	*	40:21	7-13	.538	0-1	.000	1-2	.500	0	1	1	2.5	2	1	2	0	1	15	7.9
at Maryland	02/11/2023	*	17:58	0-3	.000	0-1	.000	0-0	.000	0	1	1	2.5	1	2	3	1	0	0	7.6
Illinois	02/14/2023	*	22:35	2-3	.667	0-1	.000	0-0	.000	0	2	2	2.5	2	0	1	0	0	4	7.4
at Minnesota	02/18/2023	*	32:55	5-8	.625	2-2	1.000	2-4	.500	0	4	4	2.5	1	5	1	0	1	14	7.7
at Ohio St.	02/23/2023	*	37:31	7-12	.583	4-5	.800	0-1	.000	0	6	6	2.6	0	1	1	0	0	18	8.0
<b>Totals</b>		<b>24</b>	<b>751:00</b>	<b>86-195</b>	<b>.441</b>	<b>26-70</b>	<b>.371</b>	<b>27-34</b>	<b>.794</b>	<b>6</b>	<b>68</b>	<b>74</b>	<b>2.6</b>	<b>39</b>	<b>54</b>	<b>35</b>	<b>1</b>	<b>13</b>	<b>225</b>	<b>8.0</b>

## STAT HIGHS

	2022-23 Season	Career	Big Ten
Points	26, at Clemson, 11/29/22	31, 2x, last at Fairleigh Dickinson, 12/19/20	18, at Ohio State, 2/23/23
Rebounds	9, vs. Quinnipiac, 12/22/22	10, 3x, last vs. Col. of Charleston, 2/26/22	6, 2x, last at Ohio State, 2/23/23
Assists	6, vs. Indiana, 1/11/23	14, vs. Bryant, 11/20/19	6, vs. Indiana, 1/11/23
Blocks	1, at Maryland, 2/11/23	1, 7x, last at Maryland, 2/11/23	1, at Maryland, 2/11/23
Steals	3, vs. Winthrop, 11/7/22	5, at Delaware, 1/26/19	1, 8x, last at Minnesota, 2/18/23
Minutes	40, at Clemson, 11/29/22	44, vs. Tulane, 11/22/21	40, vs. Wisconsin, 2/8/23
FG Made	7, 3x, last at Ohio State, 2/23/23	13, vs. Princeton, 12/4/19	7, 2x, last at Ohio State, 2/23/23
FG Attempted	13, 2x, last vs. Wisconsin, 2/8/23	21, 4x, last vs. Col. of Charleston, 2/26/22	13, vs. Wisconsin, 2/8/23
3-Point FG Made	4, at Ohio State, 2/23/23	5, at Fairleigh Dickinson, 12/19/20	4, at Ohio State, 2/23/23
3-Point FG Attempted	6, at Clemson, 11/29/22	8, 3x, last vs. William & Mary, 1/22/22	5, at Ohio State, 2/23/23
FT Made	11, at Clemson, 11/29/22	11, at Clemson, 11/29/22	2, 2x, last at Minnesota, 2/18/23
FT Attempted	12, at Clemson, 11/29/22	13, vs. Quinnipiac, 12/20/19	4, at Minnesota, 2/18/23

## 2022-23 NOTES

- Is one of three active Division I players with 1,800+ career points, 500+ career assists and 500+ career rebounds.
- Drilled a season-best four 3-pointers in road win at Ohio State (2/23), finishing with 18 points and six rebounds.
- Had 14 points on 5-of-8 shooting, five assists and four rebounds in road win at Minnesota (2/18).
- Scored 15 points against Wisconsin (2/8).
- Dished a season-best six assists in win over Indiana (1/11) to go along with eight points, two rebounds and a steal.
- Had 14 points on 6-of-9 shooting (66.7%) to go along with three rebounds and two assists in win over Iowa (1/1).
- Was one rebound shy of a double-double against Quinnipiac (12/22), finishing with 12 points and nine boards.
- Went off for 26 points with the help of a career-high 11 free throws at Clemson (11/29).
- Finished with 11 points, three rebounds and three assists in win over Butler (11/14), including a pair of clutch free throws in the final minute.
- Led Penn State with 18 points on 7-of-9 shooting in win over Loyola Maryland (11/10).
- Talled nine points, three assists and three steals in Penn State debut against Winthrop (11/7).
- Graduate transfer who completed a stellar four-year career at Drexel in which he was a three-time All-CAA pick, the 2021 CAA Tournament Most Outstanding Player, the 2019 CAA Rookie of the Year, four-time Team MVP and a three-year co-captain...Averaged double-digit points in all four of his seasons with the Dragons, posting at least 15 points per game in each of his final three seasons...Compiled 1,657 career points, 577 career assists and 493 career rebounds as a Dragon.

# 12 Evan MAHAFFEY

Fr. • G/F • 6-6 • 200 lbs.  
Cincinnati, Ohio/Archbishop Moeller  
Major: Business



## CAREER STATS

SEASON	TEAM	GP-GS	MIN	AVG	Field Goals		3-Point		F-Throws		Rebounds				Scoring						
					FG-FGA	FG%	3FG-3FGA	3FG%	FT-FTA	FT%	OFF	DEF	TOT	AVG	PF-FO	A	TO	BLK	STL	PTS	AVG
2022-23	PSU	27-0	266	9.8	34-57	.596	4-11	.364	15-25	.600	16	29	45	1.7	52-1	11	13	5	7	87	3.2
<b>TOTAL</b>		<b>27-0</b>	<b>266</b>	<b>9.8</b>	<b>34-57</b>	<b>.596</b>	<b>4-11</b>	<b>.364</b>	<b>15-25</b>	<b>.600</b>	<b>16</b>	<b>29</b>	<b>45</b>	<b>1.7</b>	<b>52-1</b>	<b>11</b>	<b>13</b>	<b>5</b>	<b>7</b>	<b>87</b>	<b>3.2</b>

## 2022-23 GAME-BY-GAME STATS

Opponent	Date	GS	MIN	Total		3-Pointers		Free throws		Rebounds				PF	A	TO	BLK	STL	PTS	AVG	
				FG-FGA	PCT	3FG-3FGA	PCT	FT-FTA	PCT	OFF	DEF	TOT	AVG								
Winthrop	11/07/2022		05:56	1-2	.500	0-1	.000	0-1	.000	0	1	1	1.0	0	0	0	0	0	2	2.0	
Loyola Maryland	11/10/2022		06:32	2-2	1.000	0-0	.000	0-0	.000	0	1	1	1.0	1	0	2	0	0	4	3.0	
vs Furman	11/17/2022		05:59	0-0	.000	0-0	.000	0-0	.000	0	1	1	1.0	1	0	0	0	0	0	2.0	
vs Virginia Tech	11/18/2022		16:21	2-2	1.000	0-0	.000	0-0	.000	3	2	5	2.0	1	1	2	0	0	4	2.5	
vs Colorado St.	11/20/2022		06:31	0-3	.000	0-2	.000	2-4	.500	0	0	0	1.6	1	0	0	1	0	2	2.4	
Lafayette	11/25/2022		15:24	1-5	.200	0-2	.000	0-0	.000	1	3	4	2.0	3	0	1	0	0	2	2.3	
at Clemson	11/29/2022		02:38	0-1	.000	0-0	.000	0-0	.000	0	0	0	1.7	2	0	0	0	0	0	2.0	
Michigan St.	12/07/2022		07:43	0-1	.000	0-0	.000	0-0	.000	0	0	0	1.5	2	0	0	0	0	0	1.8	
at Illinois	12/10/2022		11:28	1-2	.500	1-1	1.000	0-0	.000	0	2	2	1.6	3	0	1	0	0	3	1.9	
Canisius	12/18/2022		12:52	3-5	.600	0-0	.000	0-1	.000	0	1	1	1.5	4	0	0	0	0	6	2.3	
Quinnipiac	12/22/2022		07:34	0-0	.000	0-0	.000	1-2	.500	1	1	2	1.5	2	1	0	0	0	1	2.2	
Delaware St.	12/29/2022		05:14	1-1	1.000	0-0	.000	1-2	.500	0	1	1	1.5	0	0	0	0	0	3	2.3	
Iowa	01/01/2023		18:25	2-3	.667	0-0	.000	2-2	1.000	1	2	3	1.6	2	2	2	2	1	6	2.5	
at Michigan	01/04/2023		16:54	3-4	.750	1-2	.500	0-1	.000	1	2	3	1.7	4	1	0	0	0	7	2.9	
Purdue	01/08/2023		18:57	4-6	.667	0-1	.000	0-0	.000	2	0	2	1.7	3	2	2	0	3	8	3.2	
Indiana	01/11/2023		13:16	4-4	1.000	1-1	1.000	3-4	.750	2	1	3	1.8	4	0	1	0	1	12	3.8	
at Wisconsin	01/17/2023		21:19	3-5	.600	0-0	.000	0-0	.000	1	3	4	1.9	4	0	1	2	1	6	3.9	
Nebraska	01/21/2023		09:26	0-1	.000	0-0	.000	0-0	.000	2	0	2	1.9	5	0	0	0	0	0	3.7	
at Rutgers	01/24/2023		05:57	0-0	.000	0-0	.000	0-0	.000	0	2	2	1.9	2	0	1	0	1	0	3.5	
Michigan	01/29/2023		00:28	0-0	.000	0-0	.000	0-0	.000	0	0	0	1.9	0	0	0	0	0	0	3.3	
at Purdue	02/01/2023		13:34	3-3	1.000	1-1	1.000	0-0	.000	0	0	0	1.8	1	2	0	0	0	7	3.5	
at Nebraska	02/05/2023		02:52	1-2	.500	0-0	.000	0-0	.000	0	1	1	1.7	0	0	0	0	0	2	3.4	
Wisconsin	02/08/2023		04:57	0-1	.000	0-0	.000	1-2	.500	0	0	0	1.7	1	0	0	0	0	1	3.3	
at Maryland	02/11/2023		02:57	0-0	.000	0-0	.000	0-0	.000	0	0	0	1.6	2	0	0	0	0	0	3.2	
Illinois	02/14/2023		06:46	0-0	.000	0-0	.000	3-4	.750	1	2	3	1.6	3	0	0	0	0	3	3.2	
at Minnesota	02/18/2023		06:57	1-1	1.000	0-0	.000	2-2	1.000	0	1	1	1.6	1	1	0	0	0	4	3.2	
at Ohio St.	02/23/2023		18:59	2-3	.667	0-0	.000	0-0	.000	1	2	3	1.7	0	1	0	0	0	4	3.2	
<b>Totals</b>			<b>0</b>	<b>265:55</b>	<b>34-57</b>	<b>.596</b>	<b>4-11</b>	<b>.364</b>	<b>15-25</b>	<b>.600</b>	<b>16</b>	<b>29</b>	<b>45</b>	<b>1.7</b>	<b>52</b>	<b>11</b>	<b>13</b>	<b>5</b>	<b>7</b>	<b>87</b>	<b>3.2</b>

## STAT HIGHS

	2022-23 Season	Career	Big Ten
Points	12, vs. Indiana, 1/11/23	12, vs. Indiana, 1/11/23	12, vs. Indiana, 1/11/23
Rebounds	5, vs. Virginia Tech, 11/18/22	5, vs. Virginia Tech, 11/18/22	4, at Wisconsin, 1/17/23
Assists	2, 3x, last at Purdue, 2/1/23	2, 3x, last at Purdue, 2/1/23	2, 3x, last at Purdue, 2/1/23
Blocks	2, 2x, last at Wisconsin, 1/17/23	2, 2x, last at Wisconsin, 1/17/23	2, 2x, last at Wisconsin, 1/17/23
Steals	3, vs. Purdue, 1/8/23	3, vs. Purdue, 1/8/23	3, vs. Purdue, 1/8/23
Minutes	21, at Wisconsin, 1/17/23	21, at Wisconsin, 1/17/23	21, at Wisconsin, 1/17/23
FG Made	4, 2x, last vs. Indiana, 1/11/23	4, 2x, last vs. Indiana, 1/11/23	4, 2x, last vs. Indiana, 1/11/23
FG Attempted	6, vs. Purdue, 1/8/23	6, vs. Purdue, 1/8/23	6, vs. Purdue, 1/8/23
3-Point FG Made	1, 4x, last at Purdue, 2/1/23	1, 4x, last at Purdue, 2/1/23	1, 4x, last at Purdue, 2/1/23
3-Point FG Attempted	2, 3x, last at Michigan, 1/4/23	2, 3x, last at Michigan, 1/4/23	2, 2x, last at Michigan, 1/4/23
FT Made	3, 2x, last vs. Illinois, 2/14/23	3, 2x, last vs. Illinois, 2/14/23	3, 2x, last vs. Illinois, 2/14/23
FT Attempted	4, 3x, last vs. Illinois, 2/14/23	4, 3x, last vs. Illinois, 2/14/23	4, 2x, last vs. Illinois, 2/14/23

## 2022-23 NOTES

- Was 3-for-3 from the field at #1 Purdue (2/1), finishing with seven points and two assists in 13 minutes of action.
- Had six points, four rebounds and two blocks in a career-high 21 minutes at Wisconsin (1/17).
- Scored a career-best 12 points on a perfect 4-for-4 effort from the field in win over Indiana (1/11).
- Contributed eight points, three steals, two rebounds and two assists in 18 minutes of action against #1 Purdue (1/8).
- Scored seven points at Michigan (1/4), including a half-court buzzer beater heading into halftime, while adding three rebounds and an assist.
- Was effective of both ends of the floor in win over Iowa (1/1), finishing with six points, three rebounds, two assists, two blocks and a steal in a career-high 18 minutes of action.
- Tallied six points and a rebound in win over Canisius (12/18).
- Drained first-career 3-pointer in big road win at #17 Illinois (12/10).
- Provided huge spark off the bench against Virginia Tech (11/18), finishing with four points and five rebounds in 16 minutes.
- Scored first collegiate points in season opener against Winthrop (11/7).
- Named a finalist for 2022 Ohio Mr. Basketball, GCL Conference Player of the Year, Ohio Player of the Year by Cincinnati.com and Division I first-team All-Ohio following senior season at Archbishop Moeller in which he averaged 15.7 points, 7.1 rebounds, 3.1 assists and 1.6 blocks per game while shooting 63.8 percent from the field... Consensus three-star prospect according to 247Sports Composite Ranking and considered the No. 3 prospect in the state of Ohio.

# 14 Demetrius LILLEY

Fr. • Forward • 6-10 • 260 lbs.  
Philadelphia, Pa./Lower Merion  
Major: Division of Undergraduate Studies



### CAREER STATS

SEASON	TEAM	GP-GS	MIN/AVG	Field Goals		3-Point		F-Throws		Rebounds				Scoring						
				FG-FGA	FG%	3FG-3FGA	3FG%	FT-FTA	FT%	OFF	DEF	TOT	AVG	PF-FO	A	TO	BLK	STL	PTS	AVG
2022-23	PSU	5-0	14/2.9	2-3	.667	0-0	.000	0-3	.000	0	2	2	0.4	4-0	0	2	1	0	4	0.8
<b>TOTAL</b>		<b>5-0</b>	<b>14/2.9</b>	<b>2-3</b>	<b>.667</b>	<b>0-0</b>	<b>.000</b>	<b>0-3</b>	<b>.000</b>	<b>0</b>	<b>2</b>	<b>2</b>	<b>0.4</b>	<b>4-0</b>	<b>0</b>	<b>2</b>	<b>1</b>	<b>0</b>	<b>4</b>	<b>0.8</b>

### 2022-23 GAME-BY-GAME STATS

Opponent	Date	GS	MIN	Total		3-Pointers		Free throws		Rebounds				PF	A	TO	BLK	STL	PTS	AVG	
				FG-FGA	PCT	3FG-3FGA	PCT	FT-FTA	PCT	OFF	DEF	TOT	AVG								
Lafayette	11/25/2022		03:30	0-1	.000	0-0	.000	0-1	.000	0	0	0	0.0	1	0	1	0	0	0	0.0	
at Illinois	12/10/2022		01:27	0-0	.000	0-0	.000	0-0	.000	0	0	0	0.0	2	0	1	0	0	0	0.0	
Canisius	12/18/2022		07:48	2-2	1.000	0-0	.000	0-2	.000	0	2	2	0.7	0	0	0	1	0	4	1.3	
Delaware St.	12/29/2022		01:06	0-0	.000	0-0	.000	0-0	.000	0	0	0	0.5	1	0	0	0	0	0	1.0	
Michigan	01/29/2023		00:28	0-0	.000	0-0	.000	0-0	.000	0	0	0	0.4	0	0	0	0	0	0	0.8	
<b>Totals</b>			<b>0</b>	<b>14:19</b>	<b>2-3</b>	<b>.667</b>	<b>0-0</b>	<b>.000</b>	<b>0-3</b>	<b>.000</b>	<b>0</b>	<b>2</b>	<b>2</b>	<b>0.4</b>	<b>4</b>	<b>0</b>	<b>2</b>	<b>1</b>	<b>0</b>	<b>4</b>	<b>0.8</b>

### STAT HIGHS

	2022-23 Season	Career	Big Ten
Points	4, vs. Canisius, 12/18/22	4, vs. Canisius, 12/18/22	---
Rebounds	2, vs. Canisius, 12/18/22	2, vs. Canisius, 12/18/22	---
Assists	---	---	---
Blocks	1, vs. Canisius, 12/18/22	1, vs. Canisius, 12/18/22	---
Steals	---	---	---
Minutes	7, vs. Canisius, 12/18/22	7, vs. Canisius, 12/18/22	1, at Illinois, 12/10/22
FG Made	2, vs. Canisius, 12/18/22	2, vs. Canisius, 12/18/22	---
FG Attempted	2, vs. Canisius, 12/18/22	2, vs. Canisius, 12/18/22	---
3-Point FG Made	---	---	---
3-Point FG Attempted	---	---	---
FT Made	---	---	---
FT Attempted	2, vs. Canisius, 12/18/22	2, vs. Canisius, 12/18/22	---

### 2022-23 NOTES

- Scored first collegiate points in win over Canisius (12/18), finishing with four points, two rebounds and a block.
- Saw first collegiate action against Lafayette (11/25)...Entered the game in big road win at #17 Illinois (12/10).
- Lower Merion High School's all-time leading rebounder who led the Aces to back-to-back PIAA District 1 6A championships as a junior and senior... First Lower Merion player to average a double-double in three consecutive seasons since Kobe Bryant... A consensus three-star signee who was the No. 10 ranked prospect in the state of Pennsylvania per the 247Sports Composite.

# 15 Dan CONLAN

**Sr. • Guard • 6-4 • 186 lbs.**  
 Sewickley, Pa./Quaker Valley  
 Dickinson  
 Major: Labor Human Resources



## CAREER STATS

SEASON	TEAM	GP-GS	MIN/AVG	Field Goals		3-Point		F-Throws		Rebounds				Scoring						
				FG-FGA	FG%	3FG-3FGA	3FG%	FT-FTA	FT%	OFF	DEF	TOT	AVG	PF-FO	A	TO	BLK	STL	PTS	AVG
2019-20	DC	21-4	376/17.9	40-107	.374	24-69	.348	21-37	.568	5	35	40	1.9	27-0	12	20	7	7	125	6.0
2021-22	PSU	3-0	5/1.6	0-0	.000	0-0	.000	0-0	.000	0	0	0	0.0	0-0	0	0	0	0	0	0.0
2022-23	PSU	6-0	13/2.1	0-3	.000	0-0	.000	0-0	.000	0	1	1	0.2	1-0	0	0	0	1	0	0.0
<b>TOTAL FOR PSU</b>		<b>9-0</b>	<b>18/2.0</b>	<b>0-3</b>	<b>.000</b>	<b>0-0</b>	<b>.000</b>	<b>0-0</b>	<b>.000</b>	<b>0</b>	<b>1</b>	<b>1</b>	<b>0.1</b>	<b>1-0</b>	<b>0</b>	<b>0</b>	<b>0</b>	<b>1</b>	<b>0</b>	<b>0.0</b>
<b>TOTAL</b>		<b>30-4</b>	<b>394/13.1</b>	<b>40-110</b>	<b>.364</b>	<b>24-69</b>	<b>.348</b>	<b>21-37</b>	<b>.568</b>	<b>5</b>	<b>36</b>	<b>41</b>	<b>1.4</b>	<b>28-0</b>	<b>12</b>	<b>20</b>	<b>7</b>	<b>8</b>	<b>125</b>	<b>4.2</b>

## 2022-23 GAME-BY-GAME STATS

Opponent	Date	GS	MIN	Total		3-Pointers		Free throws		Rebounds				PF	A	TO	BLK	STL	PTS	AVG
				FG-FGA	PCT	3FG-3FGA	PCT	FT-FTA	PCT	OFF	DEF	TOT	AVG							
Winthrop	11/07/2022		01:10	0-1	.000	0-0	.000	0-0	.000	0	0	0	0.0	0	0	0	0	0	0	0.0
Loyola Maryland	11/10/2022		03:24	0-0	.000	0-0	.000	0-0	.000	0	0	0	0.0	1	0	0	0	0	0	0.0
Lafayette	11/25/2022		02:19	0-1	.000	0-0	.000	0-0	.000	0	0	0	0.0	0	0	0	0	1	0	0.0
Canisius	12/18/2022		04:51	0-1	.000	0-0	.000	0-0	.000	0	1	1	0.3	0	0	0	0	0	0	0.0
Indiana	01/11/2023		00:33	0-0	.000	0-0	.000	0-0	.000	0	0	0	0.2	0	0	0	0	0	0	0.0
Michigan	01/29/2023		00:28	0-0	.000	0-0	.000	0-0	.000	0	0	0	0.2	0	0	0	0	0	0	0.0
<b>Totals</b>			<b>0 12:45</b>	<b>0-3</b>	<b>.000</b>	<b>0-0</b>	<b>.000</b>	<b>0-0</b>	<b>.000</b>	<b>0</b>	<b>1</b>	<b>1</b>	<b>0.2</b>	<b>1</b>	<b>0</b>	<b>0</b>	<b>0</b>	<b>1</b>	<b>0</b>	<b>0.0</b>

## STAT HIGHS

	2022-23 Season	Career	Big Ten
Points	---	16, 2x, last at Wash. College, 2/22/20	---
Rebounds	1, vs. Canisius, 12/18/22	7, vs. Johns Hopkins, 1/9/20	---
Assists	---	2, 3x, last at Swarthmore, 2/15/20	---
Blocks	---	1, 7x, last at Gettysburg, 2/19/20	---
Steals	1, vs. Lafayette, 11/25/22	2, vs Ursinus, 2/8/20	---
Minutes	4, vs. Canisius, 12/18/22	36, at Wash. College, 2/22/20	3, vs. Minnesota, 2/17/22
FG Made	---	6, at Wash. College, 2/22/20	---
FG Attempted	1, 3x, last vs. Canisius, 12/18/22	10, at Mt. Aloysius, 11/23/19	---
3-Point FG Made	---	4, at Wash. College, 2/22/20	---
3-Point FG Attempted	---	7, at Wash. College, 2/22/20	---
FT Made	---	5, at Swarthmore, 2/15/20	---
FT Attempted	---	7, at Johns Hopkins, 1/9/20	---

## 2022-23 NOTES

- Has seen action in six games this season against Winthrop (11/7), Loyola Maryland (11/10), Lafayette (11/25), Canisius (12/18), Indiana (1/11) and Michigan (1/29).
- Second season as a walk-on at Penn State...Played one season at Dickinson in 2019-20...Son of Shane Conlan, who won two national championships as an All-American linebacker on the Penn State football team in 1982 and 1986 before going on to have an illustrious NFL career and being inducted into the College Football Hall of Fame in 2014.

# 22 Jalen PICKETT

Sr.+ • Guard • 6-4 • 209 lbs.  
Rochester, N.Y./Aquinas/SPIRE  
Siena  
Major: Broadcast Journalism



### CAREER STATS

SEASON	TEAM	GP-GS	MIN/AVG	Field Goals		3-Point		F-Throws		Rebounds				Scoring						
				FG-FGA	FG%	3FG-3FGA	3FG%	FT-FTA	FT%	OFF	DEF	TOT	AVG	PF-FO	A	TO	BLK	STL	PTS	AVG
2018-19	Siena	33-32	1224/37.1	184-422	.436	65-187	.348	88-118	.746	43	109	152	4.6	77-0	221	80	29	66	521	15.8
2019-20	Siena	29-28	1072/37.0	169-369	.458	58-155	.374	42-61	.689	30	103	133	4.6	45-0	175	53	32	30	438	15.1
2020-21	Siena	14-14	505/36.1	64-159	.403	28-78	.359	24-32	.750	15	73	88	6.3	20-0	67	34	16	12	180	12.9
2021-22	PSU	31-31	1153/37.2	161-383	.420	47-147	.320	44-60	.733	18	115	133	4.3	59-1	135	55	19	35	413	13.3
2022-23	PSU	28-28	1005/35.9	212-401	.529	39-100	.390	62-76	.816	26	178	204	7.3	59-1	193	60	13	26	525	18.8
<b>TOTAL FOR PSU</b>		<b>59-59</b>	<b>2158/36.6</b>	<b>373-784</b>	<b>.476</b>	<b>86-247</b>	<b>.348</b>	<b>106-136</b>	<b>.779</b>	<b>44</b>	<b>293</b>	<b>337</b>	<b>5.7</b>	<b>118-2</b>	<b>328</b>	<b>115</b>	<b>32</b>	<b>61</b>	<b>938</b>	<b>15.9</b>
<b>TOTAL</b>		<b>135-133</b>	<b>4959/36.7</b>	<b>790-1734</b>	<b>.456</b>	<b>237-667</b>	<b>.355</b>	<b>260-347</b>	<b>.749</b>	<b>132</b>	<b>578</b>	<b>710</b>	<b>5.3</b>	<b>260-2</b>	<b>791</b>	<b>282</b>	<b>109</b>	<b>169</b>	<b>2077</b>	<b>15.4</b>

### 2022-23 GAME-BY-GAME STATS

Opponent	Date	GS	MIN	Total		3-Pointers		Free throws		Rebounds				PF		A		TO	BLK	STL	PTS	AVG
				FG-FGA	PCT	3FG-3FGA	PCT	FT-FTA	PCT	OFF	DEF	TOT	AVG	PF	A							
Winthrop	11/07/2022	*	32:06	9-13	.692	3-6	.500	2-2	1.000	1	4	5	5.0	2	5	3	2	1	23	23.0		
Loyola Maryland	11/10/2022	*	30:31	2-8	.250	1-2	.500	0-0	.000	1	2	3	4.0	0	11	2	0	1	5	14.0		
Butler	11/14/2022	*	31:37	6-18	.333	1-5	.200	2-2	1.000	1	9	10	6.0	3	11	0	1	2	15	14.3		
vs Furman	11/17/2022	*	33:24	8-11	.727	1-1	1.000	3-4	.750	1	3	4	5.5	3	7	1	1	1	20	15.8		
vs Virginia Tech	11/18/2022	*	38:57	4-10	.400	1-2	.500	0-0	.000	1	6	7	5.8	3	8	4	0	3	9	14.4		
vs Colorado St.	11/20/2022	*	35:00	7-16	.438	1-5	.200	1-2	.500	0	11	11	6.7	0	3	0	0	1	16	14.7		
Lafayette	11/25/2022	*	28:20	7-10	.700	2-4	.500	2-2	1.000	1	5	6	6.6	3	8	0	0	1	18	15.1		
at Clemson	11/29/2022	*	43:50	9-21	.429	0-7	.000	5-6	.833	1	6	7	6.6	4	8	4	0	1	23	16.1		
Michigan St.	12/07/2022	*	37:53	5-14	.357	1-5	.200	2-2	1.000	1	16	17	7.8	2	8	3	1	2	13	15.8		
at Illinois	12/10/2022	*	40:00	9-17	.529	0-1	.000	2-4	.500	1	6	7	7.7	2	6	2	1	2	20	16.2		
Canisius	12/18/2022	*	26:47	7-14	.500	1-2	.500	1-2	.500	0	3	3	7.3	1	9	1	1	1	16	16.2		
Quinnipiac	12/22/2022	*	38:11	9-23	.391	1-5	.200	2-2	1.000	3	9	12	7.7	1	9	0	1	1	21	16.6		
Delaware St.	12/29/2022	*	33:09	4-8	.500	0-1	.000	2-2	1.000	0	4	4	7.4	1	6	4	1	1	10	16.1		
Iowa	01/01/2023	*	37:00	10-16	.625	0-1	.000	6-6	1.000	0	7	7	7.4	3	6	4	0	1	26	16.8		
at Michigan	01/04/2023	*	40:00	9-16	.563	2-2	1.000	6-7	.857	2	7	9	7.5	0	4	2	0	0	26	17.4		
Purdue	01/08/2023	*	36:39	10-17	.588	3-4	.750	3-3	1.000	4	5	9	7.6	2	8	1	0	1	26	17.9		
Indiana	01/11/2023	*	39:27	5-10	.500	2-2	1.000	0-0	.000	1	4	5	7.4	3	8	1	0	0	12	17.6		
at Wisconsin	01/17/2023	*	40:00	8-15	.533	1-3	.333	2-4	.500	2	10	12	7.7	3	6	3	0	0	19	17.7		
Nebraska	01/21/2023	*	34:07	6-8	.750	0-2	.000	0-1	.000	0	13	13	7.9	4	5	7	0	0	12	17.4		
at Rutgers	01/24/2023	*	36:19	7-14	.500	0-3	.000	1-2	.500	1	7	8	8.0	2	2	1	0	1	15	17.3		
Michigan	01/29/2023	*	33:01	10-17	.588	2-4	.500	3-4	.750	0	8	8	8.0	0	8	4	0	2	25	17.6		
at Purdue	02/01/2023	*	33:38	5-11	.455	2-4	.500	0-0	.000	0	5	5	7.8	1	7	2	0	1	12	17.4		
at Nebraska	02/05/2023	*	40:00	7-13	.538	1-3	.333	0-0	.000	1	6	7	7.8	4	7	1	0	0	15	17.3		
Wisconsin	02/08/2023	*	41:10	8-19	.421	1-5	.200	0-0	.000	1	7	8	7.8	5	8	2	0	0	17	17.3		
at Maryland	02/11/2023	*	38:47	7-11	.636	1-2	.500	0-1	.000	1	2	3	7.6	1	5	3	2	0	15	17.2		
Illinois	02/14/2023	*	38:59	15-20	.750	5-9	.556	6-6	1.000	0	2	2	7.4	1	8	2	0	1	41	18.1		
at Minnesota	02/18/2023	*	37:04	11-20	.550	4-8	.500	6-7	.857	0	9	9	7.4	2	8	2	1	1	32	18.6		
at Ohio St.	02/23/2023	*	28:38	8-11	.727	2-2	1.000	5-5	1.000	1	2	3	7.3	3	4	1	1	0	23	18.8		
<b>Totals</b>			<b>28</b>	<b>1004:34</b>	<b>212-401</b>	<b>.529</b>	<b>39-100</b>	<b>.390</b>	<b>62-76</b>	<b>.816</b>	<b>26</b>	<b>178</b>	<b>204</b>	<b>7.3</b>	<b>59</b>	<b>193</b>	<b>60</b>	<b>13</b>	<b>26</b>	<b>525</b>	<b>18.8</b>	

### STAT HIGHS

	2022-23 Season	Career	Big Ten
<b>Points</b>	41, vs. Illinois, 2/14/23	46, vs. Quinnipiac (30T), 2/17/19	41, vs. Illinois, 2/14/23
<b>Rebounds</b>	17, vs. Michigan St., 12/7/22	17, vs. Michigan St., 12/7/22	17, vs. Michigan St., 12/7/22
<b>Assists</b>	11, 2x, last vs. Butler, 11/14/22	13, 2x, vs. Quinnipiac (30T), 2/17/19	10, vs. Purdue, 1/8/22
<b>Blocks</b>	2, 2x, last at Maryland, 2/11/23	4, vs. Rider, 3/9/19	3, 2x, last vs. Northwestern, 2/25/22
<b>Steals</b>	3, vs. Virginia Tech, 11/18/22	7, vs. Colgate, 11/24/18	4, at Maryland, 2/21/22
<b>Minutes</b>	43, at Clemson, 11/29/22	55, at Yale (30T), 11/20/19	49, vs. Iowa, 1/31/22
<b>FG Made</b>	15, vs. Illinois, 2/14/23	15, vs. Illinois, 2/14/23	15, vs. Illinois, 2/14/23
<b>FG Attempted</b>	23, vs. Quinnipiac, 12/22/22	26, vs. Quinnipiac (30T), 2/17/19	20, 3x, last at Minnesota, 2/18/23
<b>3-Point FG Made</b>	5, vs. Illinois, 2/14/23	5, 4x, last vs. Illinois, 2/14/23	5, vs. Illinois, 2/14/23
<b>3-Point FG Attempted</b>	9, vs. Illinois, 2/14/23	11, 2x, last at Canisius, 1/17/20	9, 2x, last vs. Illinois, 2/14/23
<b>FT Made</b>	6, 4x, last at Minnesota, 2/18/23	14, vs. Quinnipiac (30T), 2/17/19	6, 4x, last at Minnesota, 2/18/23
<b>FT Attempted</b>	7, 2x, last at Minnesota, 2/18/23	17, vs. Quinnipiac (30T), 2/17/19	7, 2x, last at Minnesota, 2/18/23

### 2022-23 NOTES

- Named to **Naismith Player of the Year Midseason Team**, **Wooden Award Late Season Top 20 Watch List**, **Top 10 candidate for Bob Cousy Point Guard of the Year Award**, **Oscar Robertson Trophy Midseason Watch List** and **Sporting News Midseason All-America Third Team**...Is the only player in the country averaging 18 points per game (18.8), 7 rebounds per game (7.3), and 6 assists per game (6.9).
- Ranks fourth in the country in assists per game (6.9) and assist-to-turnover ratio (3.22)...Has six double-doubles, one triple-double, 12 20-point games, one 30-point game and one 40-point game this season.
- Is averaging 20.5 ppg, 7.8 rpg and 6.4 apg through 17 Big Ten games.
- Scored Penn State's final 14 points in road win at Ohio State (2/23), finishing with 23 points, four assists and three rebounds.
- Earned a clean sweep of all **National Player of the Week** awards as well as **Big Ten Player of the Week** after averaging 36.5 ppg, 8.0 apg and 5.5 rpg in Penn State's two wins over Illinois (2/14) and Minnesota (2/18).
- Had first 40-point game by a Penn State player since 1961 with 41 points (15-20 FG) and eight assists in win over Illinois (2/14)...His 41 points and 15 made field goals both set Bryce Jordan Center records.
- Earned **Big Ten Player of the Week** honors on Dec. 27 after finishing one assist shy of a triple-double with 21 points, 12 rebounds and nine assists against Quinnipiac (12/22).
- Named to **Charleston Classic All-Tournament Team** after averaging 15.0 ppg, 7.3 rpg and 6.0 apg while shooting 51.4% (19-37) from the field in three tournament games.
- Recorded the second triple-double and the first-ever points-rebounds-assists triple-double in Penn State history in win over Butler (11/14), finishing with 15 points, 10 rebounds, 11 assists and zero turnovers.

# 23 Dallion JOHNSON

Jr. • Guard • 6-3 • 180 lbs.  
Haverhill, Mass./Phillips Academy  
Major: Kinesiology



## CAREER STATS

SEASON	TEAM	GP-GS	MIN/AVG	Field Goals		3-Point		F-Throws		Rebounds				Scoring						
				FG-FGA	FG%	3FG-3FGA	3FG%	FT-FTA	FT%	OFF	DEF	TOT	AVG	PF-FO	A	TO	BLK	STL	PTS	AVG
2020-21	PSU	8-0	16/2.0	2-7	.286	1-6	.167	0-0	.000	1	2	3	0.4	1-0	1	0	0	0	5	0.6
2021-22	PSU	29-14	424/14.6	36-104	.346	27-74	.365	7-8	.875	3	31	34	1.2	22-0	10	12	0	4	106	3.7
2022-23	PSU	21-0	195/9.3	18-51	.353	11-36	.306	0-0	.000	1	16	17	0.8	15-0	8	5	0	4	47	2.2
<b>TOTAL</b>		<b>58-14</b>	<b>635/10.9</b>	<b>56-162</b>	<b>.346</b>	<b>39-116</b>	<b>.336</b>	<b>7-8</b>	<b>.875</b>	<b>5</b>	<b>49</b>	<b>54</b>	<b>0.9</b>	<b>38-0</b>	<b>19</b>	<b>17</b>	<b>0</b>	<b>8</b>	<b>158</b>	<b>2.7</b>

## 2022-23 GAME-BY-GAME STATS

Opponent	Date	GS	MIN	Total		3-Pointers		Free throws		Rebounds				PF A TO BLK STL PTS AVG							
				FG-FGA	PCT	3FG-3FGA	PCT	FT-FTA	PCT	OFF	DEF	TOT	AVG	PF	A	TO	BLK	STL	PTS	AVG	
Winthrop	11/07/2022		17:08	0-4	.000	0-4	.000	0-0	.000	0	4	4	4.0	0	1	2	0	0	0	0	0.0
Loyola Maryland	11/10/2022		16:13	3-5	.600	2-4	.500	0-0	.000	0	3	3	3.5	2	0	0	0	0	0	8	4.0
Butler	11/14/2022		13:53	1-1	1.000	0-0	.000	0-0	.000	0	0	0	2.3	2	0	0	0	1	2	3.3	
vs Furman	11/17/2022		09:46	1-3	.333	1-3	.333	0-0	.000	0	1	1	2.0	0	1	0	0	0	3	3.3	
vs Virginia Tech	11/18/2022		14:53	1-4	.250	0-2	.000	0-0	.000	0	2	2	2.0	1	1	1	0	0	2	3.0	
vs Colorado St.	11/20/2022		06:27	0-0	.000	0-0	.000	0-0	.000	0	0	0	1.7	0	0	0	0	0	0	2.5	
Lafayette	11/25/2022		13:33	3-5	.600	1-2	.500	0-0	.000	0	2	2	1.7	0	1	0	0	0	7	3.1	
at Clemson	11/29/2022		10:45	2-2	1.000	2-2	1.000	0-0	.000	1	2	3	1.9	1	0	0	0	0	6	3.5	
Michigan St.	12/07/2022		08:31	0-3	.000	0-3	.000	0-0	.000	0	0	0	1.7	1	1	0	0	0	0	3.1	
Canisius	12/18/2022		15:28	1-2	.500	1-1	1.000	0-0	.000	0	1	1	1.6	1	1	0	0	1	3	3.1	
Quinnipiac	12/22/2022		04:15	1-5	.200	1-4	.250	0-0	.000	0	0	0	1.5	0	0	0	0	0	3	3.1	
Delaware St.	12/29/2022		09:14	1-5	.200	0-2	.000	0-0	.000	0	1	1	1.4	0	1	0	0	1	2	3.0	
Iowa	01/01/2023		03:42	0-0	.000	0-0	.000	0-0	.000	0	0	0	1.3	1	0	0	0	0	0	2.8	
Purdue	01/08/2023		03:16	0-0	.000	0-0	.000	0-0	.000	0	0	0	1.2	0	0	0	0	0	0	2.6	
Indiana	01/11/2023		03:59	0-0	.000	0-0	.000	0-0	.000	0	0	0	1.1	0	1	0	0	0	0	2.4	
Nebraska	01/21/2023		08:57	2-4	.500	2-3	.667	0-0	.000	0	0	0	1.1	2	0	0	0	0	6	2.6	
at Rutgers	01/24/2023		09:24	0-2	.000	0-1	.000	0-0	.000	0	0	0	1.0	0	0	0	0	0	0	2.5	
at Purdue	02/01/2023		03:03	0-1	.000	0-1	.000	0-0	.000	0	0	0	0.9	0	1	1	0	0	0	2.3	
at Nebraska	02/05/2023		08:51	1-3	.333	1-3	.333	0-0	.000	0	0	0	0.9	0	0	0	0	0	3	2.4	
Wisconsin	02/08/2023		05:31	1-2	.500	0-1	.000	0-0	.000	0	0	0	0.9	1	0	0	0	0	2	2.4	
at Maryland	02/11/2023		08:31	0-0	.000	0-0	.000	0-0	.000	0	0	0	0.8	2	0	0	0	1	0	2.2	
<b>Totals</b>		<b>0</b>	<b>195:20</b>	<b>18-51</b>	<b>.353</b>	<b>11-36</b>	<b>.306</b>	<b>0-0</b>	<b>.000</b>	<b>1</b>	<b>16</b>	<b>17</b>	<b>0.8</b>	<b>15</b>	<b>8</b>	<b>5</b>	<b>0</b>	<b>4</b>	<b>47</b>	<b>2.2</b>	

## STAT HIGHS

	2022-23 Season	Career	Big Ten
Points	8, vs. Loyola (Md.), 11/10/22	15, vs. Northwestern, 2/25/22	15, vs. Northwestern, 2/25/22
Rebounds	4, vs. Winthrop, 11/7/22	5, at Minnesota, 2/12/22	5, at Minnesota, 2/12/22
Assists	1, 8x, last at Purdue, 2/1/23	2, 2x, last vs. Nebraska, 2/27/22	2, 2x, last vs. Nebraska, 2/27/22
Blocks	---	1, VMI, 11/28/20	--
Steals	1, 4x, last at Maryland, 2/11/23	1, 6x, last at Maryland, 2/11/23	1, 5x, last at Maryland, 2/11/23
Minutes	17, vs. Winthrop, 11/7/22	32, at Minnesota, 2/12/22	32, at Minnesota, 2/12/22
FG Made	3, 2x, last vs. Lafayette, 11/25/22	5, vs. Northwestern, 2/25/22	5, vs. Northwestern, 2/25/22
FG Attempted	5, 4x, last vs. Delaware State, 12/29/22	10, 2x, last vs. Purdue, 3/11/22	10, vs. Nebraska, 2/27/22
3-Point FG Made	2, 2x, last vs. Nebraska, 1/21/23	5, vs. Northwestern, 2/25/22	5, vs. Northwestern, 2/25/22
3-Point FG Attempted	4, 3x, last vs. Quinnipiac, 12/22/22	9, vs. Northwestern, 2/25/22	9, vs. Northwestern, 2/25/22
FT Made	---	3, 3x, last vs. Minnesota, 2/17/22	3, 3x, last vs. Minnesota, 2/17/22
FT Attempted	---	3, 3x, last vs. Minnesota, 2/17/22	3, 3x, last vs. Minnesota, 2/17/22

## 2022-23 NOTES

- Drilled a pair of 3-pointers for six points in win over Nebraska (1/21).
- Was 2-for-2 from 3-point range to finish with six points and three rebounds at Clemson (11/29).
- Had seven points, two rebounds and an assist in win over Lafayette (11/25).
- Recorded eight points and three rebounds in 16 minutes of action against Loyola Maryland (11/10).
- Coming off a sophomore season in which he played in 29 games, earning his way into the starting lineup for the final 14 games of the season...Averaged 3.7 points per game while shooting 36.5 percent (27-74) from 3-point range.

# 24 Michael HENN

**Sr.+ • Forward • 6-8 • 244 lbs.**  
 Bellevue, Wash./Bellevue  
 Denver/Portland/Cal Baptist/UC Davis  
 Graduate Program: Business Sustainability Strategy



### CAREER STATS

SEASON	TEAM	GP-GS	MIN/AVG	Field Goals		3-Point		F-Throws		Rebounds				Scoring						
				FG-FGA	FG%	3FG-3FGA	3FG%	FT-FTA	FT%	OFF	DEF	TOT	AVG	PF-FO	A	TO	BLK	STL	PTS	AVG
2016-17	UCD	33-1	423/12.8	50-119	.420	13-33	.394	21-38	.553	16	34	50	1.5	68-2	21	36	3	8	134	4.1
2018-19	CBU	30-24	685/22.8	69-168	.411	28-97	.289	26-37	.703	29	94	123	4.1	85-4	26	25	4	6	192	6.4
2020-21	UP	21-20	529/25.2	52-118	.441	27-68	.397	33-42	.786	15	58	73	3.5	54-1	24	32	3	9	164	7.8
2021-22	Denver	32-27	809/25.3	103-220	.468	35-92	.380	39-53	.736	35	112	147	4.6	81-4	58	46	4	10	280	8.8
2022-23	PSU	20-4	171/8.5	23-42	.548	9-20	.450	2-2	1.000	9	13	22	1.1	30-0	14	6	2	3	57	2.9
<b>TOTAL FOR PSU</b>	<b>20-4</b>	<b>171/8.5</b>	<b>23-42</b>	<b>.548</b>	<b>9-20</b>	<b>.450</b>	<b>2-2</b>	<b>1.000</b>	<b>9</b>	<b>13</b>	<b>22</b>	<b>1.1</b>	<b>30-0</b>	<b>14</b>	<b>6</b>	<b>2</b>	<b>3</b>	<b>57</b>	<b>2.9</b>	
<b>TOTAL</b>	<b>136-76</b>	<b>2618/19.2</b>	<b>297-667</b>	<b>.445</b>	<b>112-310</b>	<b>.361</b>	<b>121-172</b>	<b>.703</b>	<b>104</b>	<b>311</b>	<b>415</b>	<b>3.1</b>	<b>318-11</b>	<b>143</b>	<b>145</b>	<b>16</b>	<b>36</b>	<b>827</b>	<b>6.1</b>	

### 2022-23 GAME-BY-GAME STATS

Opponent	Date	GS	MIN	Total		3-Pointers		Free throws		Rebounds				PF	A	TO	BLK	STL	PTS	AVG
				FG-FGA	PCT	3FG-3FGA	PCT	FT-FTA	PCT	OFF	DEF	TOT	AVG							
Winthrop	11/07/2022		02:46	1-1	1.000	1-1	1.000	0-0	.000	0	0	0	0.0	0	1	0	0	0	3	3.0
Loyola Maryland	11/10/2022		03:40	1-1	1.000	1-1	1.000	0-0	.000	0	0	0	0.0	0	0	0	0	0	3	3.0
Lafayette	11/25/2022		03:30	1-1	1.000	0-0	.000	0-0	.000	1	0	1	0.3	0	0	0	0	0	2	2.7
at Clemson	11/29/2022		04:53	0-3	.000	0-1	.000	0-0	.000	0	0	0	0.3	2	0	0	0	0	2.0	
Canisius	12/18/2022		11:16	2-2	1.000	0-0	.000	0-0	.000	1	1	2	0.6	2	0	1	0	0	4	2.4
Quinnipiac	12/22/2022		13:43	4-5	.800	1-2	.500	2-2	1.000	0	2	2	0.8	1	1	0	0	1	11	3.8
Delaware St.	12/29/2022		10:10	2-4	.500	0-1	.000	0-0	.000	1	1	2	1.0	3	1	0	0	1	4	3.9
Iowa	01/01/2023		06:50	0-0	.000	0-0	.000	0-0	.000	0	1	1	1.0	2	0	0	0	0	0	3.4
at Michigan	01/04/2023		01:38	0-0	.000	0-0	.000	0-0	.000	0	0	0	0.9	2	0	1	0	0	0	3.0
Purdue	01/08/2023		02:59	0-1	.000	0-1	.000	0-0	.000	0	0	0	0.8	2	0	1	0	0	0	2.7
Indiana	01/11/2023		02:31	0-1	.000	0-1	.000	0-0	.000	0	0	0	0.7	0	0	0	1	0	0	2.5
Nebraska	01/21/2023		00:54	0-0	.000	0-0	.000	0-0	.000	0	1	1	0.8	0	0	0	0	0	0	2.3
Michigan	01/29/2023	*	24:19	4-4	1.000	2-2	1.000	0-0	.000	1	1	2	0.8	2	3	1	0	0	10	2.8
at Purdue	02/01/2023	*	28:55	4-8	.500	3-6	.500	0-0	.000	0	0	0	0.8	4	5	0	0	0	11	3.4
at Nebraska	02/05/2023	*	09:53	1-4	.250	0-1	.000	0-0	.000	1	2	3	0.9	1	0	0	0	0	2	3.3
Wisconsin	02/08/2023	*	17:35	1-1	1.000	1-1	1.000	0-0	.000	2	0	2	1.0	2	3	1	0	0	3	3.3
at Maryland	02/11/2023		04:34	0-3	.000	0-1	.000	0-0	.000	1	1	2	1.1	0	0	0	0	1	0	3.1
Illinois	02/14/2023		05:00	1-1	1.000	0-0	.000	0-0	.000	1	1	2	1.1	3	0	1	0	0	2	3.1
at Minnesota	02/18/2023		13:49	1-2	.500	0-1	.000	0-0	.000	0	2	2	1.2	4	0	0	1	0	2	3.0
at Ohio St.	02/23/2023		01:53	0-0	.000	0-0	.000	0-0	.000	0	0	0	1.1	0	0	0	0	0	0	2.9
<b>Totals</b>			<b>4 170:48</b>	<b>23-42</b>	<b>.548</b>	<b>9-20</b>	<b>.450</b>	<b>2-2</b>	<b>1.000</b>	<b>9</b>	<b>13</b>	<b>22</b>	<b>1.1</b>	<b>30</b>	<b>14</b>	<b>6</b>	<b>2</b>	<b>3</b>	<b>57</b>	<b>2.9</b>

### STAT HIGHS

	2022-23 Season	Career	Big Ten
Points	11, 2x, last at Purdue, 2/1/23	21, 2x, last vs. IUPUI, 11/15/21	11, at Purdue, 2/1/23
Rebounds	3, at Nebraska, 2/5/23	12, vs. Omaha, 1/22/22	3, at Nebraska, 2/5/23
Assists	5, at Purdue, 2/1/23	6, vs. Omaha, 1/22/22	5, at Purdue, 2/1/23
Blocks	1, 2x, last at Minnesota, 2/18/23	2, vs. IUPUI, 11/15/21	1, 2x, last at Minnesota, 2/18/23
Steals	1, 3x, last at Maryland, 2/11/23	2, vs. Pepperdine, 1/16/21	1, at Maryland, 2/11/23
Minutes	28, at Purdue, 2/1/23	36, at Air Force, 11/24/21	28, at Purdue, 2/1/23
FG Made	4, 3x, last at Purdue, 2/1/23	6, 9x, last vs. Omaha, 1/22/22	4, 2x, last at Purdue, 2/1/23
FG Attempted	5, vs. Quinnipiac, 12/22/22	13, 3x, last at New Mexico, 12/9/21	4, 3x, last at Nebraska, 2/5/23
3-Point FG Made	3, at Purdue, 2/1/23	4, vs. IUPUI, 11/15/21	3, at Purdue, 2/1/23
3-Point FG Attempted	6, at Purdue, 2/1/23	7, 4x, last at Oral Roberts, 12/30/21	6, at Purdue, 2/1/23
FT Made	2, vs. Quinnipiac, 12/22/22	7, 2x, last vs. Pacific, 2/20/21	---
FT Attempted	2, vs. Quinnipiac, 12/22/22	10, vs. Col. of Idaho, 12/15/20	---

### 2022-23 NOTES

- Finished with 11 points and five assists in 28 minutes of action against #1 Purdue (2/1).
- Started first game in the Blue & White against Michigan (1/29) and finished 4-for-4 from the floor and 2-for-2 from 3-point range for 10 points...Added three assists and two rebounds.
- Had first double-digit scoring effort as a Nittany Lion with 11 points, two rebounds and an assist against Quinnipiac (12/22).
- Registered four points and two rebounds in a season-high 11 minutes of action against Canisius (12/18).
- Recorded two points and a rebound in win over Lafayette (11/25).
- Tallied a 3-pointer against Loyola Maryland (11/10).
- Drained first 3-pointer in a Penn State uniform in season opener against Winthrop (11/7).
- Experienced big man who joins Penn State for final season of eligibility...Spent 2021-22 season at Denver where he averaged 8.8 points and 4.6 rebounds per game while shooting 38.0% from 3-point range.



# 33 Andy CHRISTOS Jr. • Guard • 6-5 • 186 lbs.

Madison, N.J./Madison  
Major: Management



## CAREER STATS

SEASON	TEAM	GP-GS	MIN/AVG	Field Goals		3-Point		F-Throws		Rebounds				Scoring								
				FG-FGA	FG%	3FG-3FGA	3FG%	FT-FTA	FT%	OFF	DEF	TOT	AVG	PF	FO A	TO	BLK	STL	PTS	AVG		
2021-22	PSU	4-0	9/2.3	0-1	.000	0-1	.000	0-0	.000	0	1	1	0.3	1-0	0	0	0	0	0	0	0	0.0
2022-23	PSU	2-0	3/1.7	0-1	.000	0-1	.000	0-0	.000	0	0	0	0.0	0-0	0	0	0	0	0	0	0	0.0
<b>TOTAL</b>		<b>6-0</b>	<b>12/2.1</b>	<b>0-2</b>	<b>.000</b>	<b>0-2</b>	<b>.000</b>	<b>0-0</b>	<b>.000</b>	<b>0</b>	<b>1</b>	<b>1</b>	<b>0.2</b>	<b>1-0</b>	<b>0</b>	<b>0</b>	<b>0</b>	<b>0</b>	<b>0</b>	<b>0</b>	<b>0</b>	<b>0.0</b>

## 2022-23 GAME-BY-GAME STATS

Opponent	Date	GS	MIN	Total		3-Pointers		Free throws		Rebounds				PF	FO A	TO	BLK	STL	PTS	AVG
				FG-FGA	PCT	3FG-3FGA	PCT	FT-FTA	PCT	OFF	DEF	TOT	AVG							
Winthrop	11/07/2022		01:06	0-0	.000	0-0	.000	0-0	.000	0	0	0	0.0	0	0	0	0	0	0	0.0
Canisius	12/18/2022		02:22	0-1	.000	0-1	.000	0-0	.000	0	0	0	0.0	0	0	0	0	0	0	0.0
<b>Totals</b>		<b>0</b>	<b>03:28</b>	<b>0-1</b>	<b>.000</b>	<b>0-1</b>	<b>.000</b>	<b>0-0</b>	<b>.000</b>	<b>0</b>	<b>0</b>	<b>0</b>	<b>0.0</b>	<b>0</b>	<b>0</b>	<b>0</b>	<b>0</b>	<b>0</b>	<b>0</b>	<b>0.0</b>

## STAT HIGHS

	2022-23 Season	Career	Big Ten
Points	---	---	---
Rebounds	---	1, vs. Minnesota, 2/17/22	1, vs. Minnesota, 2/17/22
Assists	---	---	---
Blocks	---	---	---
Steals	---	---	---
Minutes	2, vs. Canisius, 12/18/22	3, vs. Nebraska, 2/27/22	3, vs. Nebraska, 2/27/22
FG Made	---	---	---
FG Attempted	1, vs. Canisius, 12/18/22	1, 2x, last vs. Canisius, 12/18/22	---
3-Point FG Made	---	---	---
3-Point FG Attempted	1, vs. Canisius, 12/18/22	1, 2x, last vs. Canisius, 12/18/22	---
FT Made	---	---	---
FT Attempted	---	---	---

## 2022-23 NOTES

- Saw action in season opener against Winthrop (11/7) and against Canisius (12/18).
- Third season as a walk-on with Penn State.

# 35 Ishaan JAGIAS

Sr. • Guard • 6-1 • 197 lbs.  
 Wilmington, Del./Huntington Prep (W.V.)  
 Major: Economics



### CAREER STATS

SEASON	TEAM	GP-GS	MIN	AVG	Field Goals		3-Point		F-Throws		Rebounds				Scoring						
					FG-FGA	FG%	3FG-3FGA	3FG%	FT-FTA	FT%	OFF	DEF	TOT	AVG	PF	FO A	TO	BLK	STL	PTS	AVG
2021-22	PSU	2-0	2/1.1		0-0	.000	0-0	.000	0-0	.000	0	0	0	0.0	0-0	0	0	0	0	0	0.0
2022-23	PSU	2-0	2/1.1		0-0	.000	0-0	.000	0-0	.000	0	0	0	0.0	0-0	1	0	0	0	0	0.0
<b>TOTAL</b>		<b>4-0</b>	<b>4/1.1</b>		<b>0-0</b>	<b>.000</b>	<b>0-0</b>	<b>.000</b>	<b>0-0</b>	<b>.000</b>	<b>0</b>	<b>0</b>	<b>0</b>	<b>0.0</b>	<b>0-0</b>	<b>1</b>	<b>0</b>	<b>0</b>	<b>0</b>	<b>0</b>	<b>0.0</b>

### 2022-23 GAME-BY-GAME STATS

Opponent	Date	GS	MIN	Total		3-Pointers		Free throws		Rebounds				PF	FO A	TO	BLK	STL	PTS	AVG
				FG-FGA	PCT	3FG-3FGA	PCT	FT-FTA	PCT	OFF	DEF	TOT	AVG							
Winthrop	11/07/2022		00:30	0-0	.000	0-0	.000	0-0	.000	0	0	0	0.0	0	1	0	0	0	0	0.0
Canisius	12/18/2022		01:38	0-0	.000	0-0	.000	0-0	.000	0	0	0	0.0	0	0	0	0	0	0	0.0
<b>Totals</b>		<b>0</b>	<b>02:08</b>	<b>0-0</b>	<b>.000</b>	<b>0-0</b>	<b>.000</b>	<b>0-0</b>	<b>.000</b>	<b>0</b>	<b>0</b>	<b>0</b>	<b>0.0</b>	<b>0</b>	<b>1</b>	<b>0</b>	<b>0</b>	<b>0</b>	<b>0</b>	<b>0.0</b>

### STAT HIGHS

	2022-23 Season	Career	Big Ten
Points	---	---	---
Rebounds	---	---	---
Assists	1, vs. Winthrop, 11/7/22	1, vs. Winthrop, 11/7/22	---
Blocks	---	---	---
Steals	---	---	---
Minutes	1, vs. Canisius, 12/18/22	2, vs. Minnesota, 2/17/22	2, vs. Minnesota, 2/17/22
FG Made	---	---	---
FG Attempted	---	---	---
3-Point FG Made	---	---	---
3-Point FG Attempted	---	---	---
FT Made	---	---	---
FT Attempted	---	---	---

### 2022-23 NOTES

- Saw playing time in win over Canisius (12/18).
- Tallied first-career assist in season opener vs. Winthrop (11/7).
- Second season as a walk-on with Penn State.







GAME 7: Penn State 70, Lafayette 57
Nov. 25, 2022 - Bryce Jordan Center - University Park, Pa.

Lafayette 57 • 1-6,0-0 Patriot

Statistical table for Lafayette 57 game, including player names, FG-FGA, 3-Ptr, Rebounds, PF, TP, A TO Blk Stl, Min, and team totals.

Penn State 70 • 6-1,0-0 Big Ten

Statistical table for Penn State 70 game, including player names, FG-FGA, 3-Ptr, Rebounds, PF, TP, A TO Blk Stl, Min, and team totals.

Officials: King Whetstone, Tony Bache Meeks, John Floyd
Technical fouls: Lafayette-None, Penn State-None.
Attendance: 5652
2022-23 Men's Basketball, Round: 0. Lafayette vs Penn St., Played at Bryce Jor

Score by periods table for Lafayette vs Penn State game.

Last FG - LAF 2nd-00:32, PSU 2nd-04:50.
Largest lead - LAF by 7 1st-12:54, PSU by 26 2nd-07:34.
LAF led for 07:14, PSU led for 30:11. Game was tied for 02:35.

PENN STATE TAKES DOWN LAFAYETTE, 70-57

Penn State improved to 6-1 on the season with a 70-57 win over Lafayette on Black Friday inside the Bryce Jordan Center.

The Nittany Lions used a 38-12 run from the 5:18 mark of the first half to the 7:34 mark of the second half to find the separation they would need to pull away from the Leopards.

Jalen Pickett led Penn State with 18 points to go along with eight assists and six rebounds. Seth Lundy tallied 15 points and seven rebounds.

Penn State got off to a slow start, finding itself down 19-12 just under eight minutes into the game before a Dallion Johnson 3-pointer at the 12:35 mark sparked a 33-16 Nittany Lion run to close the first half.

Penn State was red hot to open the second half as the Nittany Lions spent the first 5:16 of the term on a 15-2 run to stretch their lead to 57-34. The PSU defense kept the Leopards scoreless for a 6-minute stretch during the streak.

GAME 8: Clemson 101, Penn State 94 (2OT)
Nov. 29, 2022 - Littlejohn Coliseum - Clemson, S.C.
ACC/Big Ten Challenge

Penn State 94 • 6-2,0-0 Big Ten

Statistical table for Penn State 94 game, including player names, FG-FGA, 3-Ptr, Rebounds, PF, TP, A TO Blk Stl, Min, and team totals.

Officials: Lee Cassell, Jeffrey Anderson, Ron Groover
Technical fouls: Penn State-None, Clemson-None.
Attendance: 5861
2022-23 Men's Basketball, Round: 0. Clemson vs Penn St., Played at Littlejohn

Clemson 101 • 6-2,0-0 ACC

Statistical table for Clemson 101 game, including player names, FG-FGA, 3-Ptr, Rebounds, PF, TP, A TO Blk Stl, Min, and team totals.

Officials: Lee Cassell, Jeffrey Anderson, Ron Groover
Technical fouls: Penn State-None, Clemson-None.
Attendance: 5861
2022-23 Men's Basketball, Round: 0. Clemson vs Penn St., Played at Littlejohn

Score by periods table for Clemson vs Penn State game.

Score by periods table for Clemson vs Penn State game (repeated).

Last FG - PSU OT2-00:42, CU OT3-01:07.
Largest lead - PSU by 10 1st-02:23, CU by 8 2nd-07:22.
PSU led for 22:45, CU led for 22:52. Game was tied for 04:23.

PENN STATE FALLS IN DOUBLE-OVERTIME HEARTBREAKER AT CLEMSON

Penn State rallied from a seven-point deficit in the final 51 seconds of regulation and graduate student Andrew Funk banked in a game-tying 3-pointer to force overtime, but the Nittany Lions eventually fell 101-94 in double-overtime at Clemson in the ACC/Big Ten Men's Basketball Challenge presented by Continental Tire.

Graduate student Camren Wynter led Penn State with 26 points with the help of an 11-for-12 effort from the free throw line. Jalen Pickett finished with 23 points, eight assists and seven rebounds.

Penn State had three players (Wynter 26, Lundy 23, Pickett 23) finish with 20-plus points for the first time since Dec. 20, 2006 against VMI (Claxton, Cornley, Hassell).

The double-overtime game was Penn State's first since Jan. 31, 2022 when the Nittany Lions defeated Iowa 90-86 in double-overtime at the Bryce Jordan Center.

The Nittany Lions shot 86.2 percent (25-29) from the free throw line. Clemson shot 50.8 percent (32-63) from the field and 52.4 percent (11-21) from 3-point range compared to Penn State's 40.8 FG% (29-71) and 30.6 3FG% (11-36).

The Nittany Lions are now 11-11 all-time in the ACC/Big Ten Challenge.

## GAME 9: Michigan State 67, Penn State 58 Dec. 7, 2022 - Bryce Jordan Center - University Park, Pa.

### Michigan St. 67 - 6-4,1-1 Big Ten

#	Player	Total		3-Ptr		Rebounds			PF	TP	A	TO	Blk	Stl	Min
		FG-FGA	FT-FTA	FG-FGA	FT-FTA	Off	Def	Tot							
10	Joey Hauser	5-10	0-2	2-2	2	13	15	2	12	3	2	1	0	35	
22	Mady Sissoko	0-1	0-0	0-0	1	4	5	2	0	1	2	0	0	18	
02	Tyson Walker	6-15	2-4	0-1	1	0	1	3	14	3	0	0	0	37	
03	Jaden Akins	2-6	2-3	1-2	0	6	6	4	7	0	2	0	1	21	
11	A.J. Hoggard	8-16	1-2	6-6	0	6	6	2	23	2	2	1	1	34	
00	Jaxon Kohler	3-6	0-0	0-0	0	0	0	1	6	1	0	1	0	12	
01	Pierre Brooks	2-6	1-3	0-0	0	4	4	0	5	1	0	0	0	25	
05	Tre Holloman	0-0	0-0	0-0	0	1	1	0	0	2	0	0	0	10	
15	Carson Cooper	0-0	0-0	0-0	0	0	0	0	0	0	0	0	0	1	
43	Jason Whitens	0-0	0-0	0-0	0	0	0	0	0	0	0	0	0	7	
Team						2	0	2				1			
Totals		26-60	6-14	9-11	6	34	40	14	67	13	9	3	2	200	

FG % 1st Half: 15-31 48.4% 2nd half: 11-29 37.9% Game: 26-60 43.3%  
 3FG % 1st Half: 3-6 50.0% 2nd half: 3-8 37.5% Game: 6-14 42.9%  
 FT % 1st Half: 2-2 100.0% 2nd half: 7-9 77.8% Game: 9-11 81.8%

### Penn State 58 - 6-3,0-1 Big Ten

#	Player	Total		3-Ptr		Rebounds			PF	TP	A	TO	Blk	Stl	Min
		FG-FGA	FT-FTA	FG-FGA	FT-FTA	Off	Def	Tot							
01	Seth Lundy	5-11	2-6	4-6	1	3	4	4	16	0	2	2	1	33	
03	Kebba Njige	1-5	0-0	0-2	2	4	6	2	2	0	1	1	0	18	
10	Funk, Andrew	1-4	0-3	0-0	1	1	2	0	2	1	1	0	0	29	
11	Wynter, Camren	3-8	2-4	2-2	0	1	1	0	10	0	0	0	1	31	
22	Pickett, Jalen	5-14	1-5	2-2	1	16	17	2	13	8	3	1	2	38	
02	Myles Dread	2-4	2-4	3-4	0	1	1	3	9	1	0	0	0	22	
04	Caleb Dorsey	2-5	1-2	1-2	0	2	2	1	6	0	2	0	0	14	
12	Mahaffey, Evan	0-1	0-0	0-0	0	0	0	2	0	0	0	0	0	7	
23	Johnson, Dallion	0-3	0-3	0-0	0	0	0	1	0	1	0	0	0	8	
Team					0	1	1								
Totals		19-55	8-27	12-18	5	29	34	15	58	11	9	4	4	200	

FG % 1st Half: 11-29 37.9% 2nd half: 8-26 30.8% Game: 19-55 34.5%  
 3FG % 1st Half: 7-18 38.9% 2nd half: 1-9 11.1% Game: 8-27 29.6%  
 FT % 1st Half: 6-7 85.7% 2nd half: 6-11 54.5% Game: 12-18 66.7%

Officials: Eric Curry,Larry Sciroto,Brian Dorsey  
 Technical fouls: Michigan St-None, Penn State-None.  
 Attendance: 8302  
 2022-23 Men's Basketball. Round: 0. Michigan St. vs Penn St.. Played at Bryce

Score by periods	1st	2nd	Total
Michigan St.	35	32	67
Penn State	35	23	58

Last FG - MSU 2nd-02:22, PSU 2nd-02:47.  
 Largest lead - MSU by 9 2nd-00:34, PSU by 10 1st-12:31.  
 MSU led for 14:54, PSU led for 20:52. Game was tied for 04:14.

## GAME 10: Penn State 74, #17 Illinois 59 Dec. 10, 2022 - State Farm Center - Champaign, Ill.

### Penn State 74 - 7-3,1-1 Big Ten

#	Player	Total		3-Ptr		Rebounds			PF	TP	A	TO	Blk	Stl	Min
		FG-FGA	FT-FTA	FG-FGA	FT-FTA	Off	Def	Tot							
01	Seth Lundy	5-9	0-3	6-6	2	5	7	2	16	2	1	0	2	36	
02	Myles Dread	5-9	5-9	0-0	0	4	4	2	15	0	0	0	1	33	
10	Funk, Andrew	7-11	6-9	0-0	0	3	3	0	20	2	1	0	3	37	
11	Wynter, Camren	0-3	0-1	0-0	0	1	1	2	0	2	2	0	0	28	
22	Pickett, Jalen	9-17	0-1	2-4	1	6	7	2	20	6	2	1	2	40	
00	Kanye Clary	0-2	0-0	0-0	0	1	1	1	0	1	1	0	0	12	
03	Kebba Njige	0-1	0-0	0-0	0	0	0	1	0	0	0	0	1	2	
12	Mahaffey, Evan	1-2	1-1	0-0	0	2	3	3	0	1	0	0	0	11	
14	Lilley, Demetrius	0-0	0-0	0-0	0	0	0	2	0	1	0	0	0	1	
Team					0	1	1								
Totals		27-54	12-24	8-10	3	23	26	15	74	13	9	1	9	200	

FG % 1st Half: 18-29 62.1% 2nd half: 9-25 36.0% Game: 27-54 50.0%  
 3FG % 1st Half: 6-9 66.7% 2nd half: 6-15 40.0% Game: 12-24 50.0%  
 FT % 1st Half: 5-5 100.0% 2nd half: 3-5 60.0% Game: 8-10 80.0%

### Illinois 59 - 7-3,0-2 Big Ten

#	Player	Total		3-Ptr		Rebounds			PF	TP	A	TO	Blk	Stl	Min
		FG-FGA	FT-FTA	FG-FGA	FT-FTA	Off	Def	Tot							
24	Matthew Mayer	4-11	2-8	4-5	0	3	3	0	14	0	1	0	0	23	
33	Coleman Hawkins	3-8	0-2	0-0	2	5	7	2	6	2	0	1	32		
00	Terrence Shannon Jr.	2-7	0-3	0-0	0	2	2	1	4	0	3	1	0	26	
15	RJ Melendez	2-2	1-1	0-0	0	1	1	0	5	1	1	0	0	16	
55	Sky Clark	4-8	3-6	0-0	1	6	7	1	11	2	1	1	0	32	
01	Sencire Harris	2-3	0-1	0-0	2	1	3	3	4	1	0	1	2	20	
03	Jayden Epps	1-5	1-2	0-0	0	3	3	1	3	0	3	1	0	25	
20	Ty Rodgers	3-5	0-0	0-0	2	1	3	2	6	0	0	0	1	14	
42	Dain Dainja	2-3	0-0	2-7	0	2	2	1	6	1	0	0	0	12	
Team					0	1	1								
Totals		23-52	7-23	6-12	7	25	32	11	59	11	12	4	4	200	

FG % 1st Half: 15-26 57.7% 2nd half: 8-26 30.8% Game: 23-52 44.2%  
 3FG % 1st Half: 3-10 30.0% 2nd half: 4-13 30.8% Game: 7-23 30.4%  
 FT % 1st Half: 5-9 55.6% 2nd half: 1-3 33.3% Game: 6-12 50.0%

Officials: Brian McNutt,D.J. Carstensen,Paul Szec  
 Technical fouls: Penn State-None, Illinois-None.  
 Attendance: 15544  
 2022-23 Men's Basketball. Round: 0. Illinois vs Penn St.. Played at State Farm

Score by periods	1st	2nd	Total
Penn State	47	27	74
Illinois	38	21	59

Last FG - PSU 2nd-03:51, ILLINI 2nd-02:59.  
 Largest lead - PSU by 19 2nd-09:41, ILLINI by 5 1st-11:49.  
 PSU led for 27:34, ILLINI led for 08:31. Game was tied for 03:31.

## NITTANY LIONS EARN GUTSY 74-59 ROAD WIN AT NO. 17 ILLINOIS

A gutsy team effort and strong three-point shooting performance led the Penn State men's basketball team to a 74-59 road win at No. 17 Illinois. Penn State controlled a nine-point halftime lead and held off several Illinois runs in the second half while shooting 50.0 percent (12-24) from 3-point range to earn the dominant road win.

Andrew Funk and Jalen Pickett scored 20 points apiece to lead four Nittany Lions in double figures. Funk was 6-for-9 from deep while Pickett added seven rebounds and six assists to round out his strong overall performance. Seth Lundy finished with 16 points and seven rebounds while Myles Dread nailed five triples for 15 points.

Penn State's 15-point win at #17 Illinois marked its largest margin of victory in a true road win against a ranked Big Ten team in program history. Penn State's previous largest margin of victory in a true road win at a ranked Big Ten team came in 1999, a 78-70 victory at #17/18 Purdue.

Penn State defeated a top-20 Big Ten team on the road for the first time since Feb. 4, 2020 (75-70 at #16 Michigan State). Penn State earned its first true road win since Jan. 5, 2022 (74-70 at Northwestern).

The Penn State defense held Illinois (59) 22.3 points below its season scoring average of 81.3 ppg. The Nittany Lions limited the high-flying Illini to a 44.2 percent (23-52) mark from the field and 30.4 percent (7-23) clip from deep.

After shooting an uncharacteristically low 30.2 percent (19-63) from 3-point range in the last two games combined against Clemson and Michigan State, Penn State shot 50.0 percent (12-24) from downtown in the win over Illinois.

## NITTANY LIONS DROP BIG TEN OPENER TO MICHIGAN STATE

A cold-shooting second half doomed the Penn State men's basketball team as the Nittany Lions fell 67-58 to RV/RV Michigan State in the Big Ten opener at the Bryce Jordan Center.

The back-and-forth battle saw 12 lead changes and four tie scores and was a one-possession contest until the final two minutes. Penn State entered the game leading the nation in 3-pointers made per game, but went cold in the second half, shooting just 1-for-9 from deep in the final 20 minutes.

Seth Lundy finished with a team-best 16 points. Jalen Pickett recorded 13 points, a career-best 17 rebounds and eight assists. Camryn Wynter also finished in double figures with 10 points, away with the 70-57 win.

Penn State broke open an early 4-4 tie with a 14-2 run to surge out to an early 16-6 lead less than eight minutes into the game. The Spartans slowly clawed back over the remainder of the opening half as Penn State was just 6-for-15 from the field in the final 12:19. MSU momentarily took the lead in the final minute before a Pickett layup knotted the score at 35 heading into halftime.

The teams traded leads and neither team led by more than three in the first 13 minutes of the second half until a Tyson Walker 3-point capped a 7-2 Spartan stretch that put MSU ahead 56-52 with 6:51 to play. Penn State was back within two at 56-54 and 58-56, but a Joey Hauser layup sparked a 9-2 Spartan run in the game's final 2:22. Penn State went 0-for-4 in the final two minutes and the Spartans sealed the contest with a 7-for-9 showing at the charity stripe to leave Happy Valley with the 67-58 victory.

GAME 11: Penn State 97, Canisius 67
Dec. 18, 2022 - Bryce Jordan Center - University Park, Pa.

Canisius 67 • 2-8,0-2 MAAC

Statistical table for Canisius 67 game, including FG-FGA, 3-PT, FT-FTA, Rebounds, PF, TP, A TO Blk, Stl, Min for each player.

Summary statistics for Canisius 67: FG % 1st Half, 3FG % 1st Half, FT % 1st Half.

Penn State 97 • 8-3,1-1 Big Ten

Statistical table for Penn State 97 game, including FG-FGA, 3-PT, FT-FTA, Rebounds, PF, TP, A TO Blk, Stl, Min for each player.

Summary statistics for Penn State 97: FG % 1st Half, 3FG % 1st Half, FT % 1st Half.

Officials: Brandon Cruz, Brian Dorsey, Courtney Green
Technical fouls: Canisius-None, Penn State-None.
Attendance: 4342
2022-23 Men's Basketball, Round: 0. Canisius vs Penn St., Played at Bryce Jord

Score by periods table for Canisius vs Penn State.

Points, Paint, In, Off, 2nd, Fast, Bench for Canisius and PSU.

Last FG - CANIS 2nd-00:12, PSU 2nd-00:50.
Largest lead - CANIS by 9 1st-14:51, PSU by 35 2nd-05:05.
CANIS led for 12:16, PSU led for 25:48. Game was tied for 01:56.

Score tied - 3 times.
Lead changed - 1 time.

NITTANY LIONS ROAR PAST CANISIUS, 97-67

Penn State scored 55 second-half points and shot nearly 60 percent from the floor in a dominant 97-67 win over Canisius in non-conference action at the Bryce Jordan Center.

Thirteen Nittany Lions scored and all 16 rostered players saw action. The Nittany Lions shot 58 percent (40-69) from the field, including an impressive 59.1 percent (13-22) from beyond the arc.

Jalen Pickett led Penn State with 16 points and nine assists, while Andrew Funk drilled five second-half 3-pointers to finish with 15 points.

Penn State's 97 points mark a season high. It's the Nittany Lions' fourth 90-plus point game of the season.

The Nittany Lions dished 22 assists compared to just 3 turnovers. It's Penn State's third 20-plus assist game of the season.

Penn State's 55-point second half marked its highest scoring half of the season. Penn State's 58.0 FG% (40-69) and 59.1 3FG% (13-22) are both season highs.

The Nittany Lions shot 50% or better from beyond the arc for the second-straight game.

Penn State freshmen Kanye Clary (10), Evan Mahaffey (6), Jameel Brown (5) and Demetrius Lilley (4) all finished with career-high points.

GAME 12: Penn State 77, Quinnipiac 68
Dec. 22, 2022 - Bryce Jordan Center - University Park, Pa.

Quinnipiac 68 • 9-4,0-2 MAAC

Statistical table for Quinnipiac 68 game, including FG-FGA, 3-PT, FT-FTA, Rebounds, PF, TP, A TO Blk, Stl, Min for each player.

Summary statistics for Quinnipiac 68: FG % 1st Half, 3FG % 1st Half, FT % 1st Half.

Penn State 77 • 9-3,1-1 Big Ten

Statistical table for Penn State 77 game, including FG-FGA, 3-PT, FT-FTA, Rebounds, PF, TP, A TO Blk, Stl, Min for each player.

Summary statistics for Penn State 77: FG % 1st Half, 3FG % 1st Half, FT % 1st Half.

Officials: Rodney Mrakovich, Lewis Garrison, Kelly Pfeifer
Technical fouls: Quinnipiac-None, Penn State-None.
Attendance: 3804
2022-23 Men's Basketball, Round: 0. Penn St. vs Quinnipiac, Played at Bryce Jo

Score by periods table for Penn State vs Quinnipiac.

Points, Paint, In, Off, 2nd, Fast, Bench for QU and PSU.

Last FG - QU 2nd-00:20, PSU 2nd-00:48.
Largest lead - QU by 3 1st-17:57, PSU by 18 2nd-13:57.
QU led for 02:03, PSU led for 35:18. Game was tied for 02:39.

Score tied - 3 times.
Lead changed - 1 time.

NITTANY LIONS TAME BOBCATS, 77-68, FOR THIRD-STRAIGHT WIN

Penn State secured its third-straight win with a 77-68 victory over Quinnipiac at the Bryce Jordan Center.

Jalen Pickett was just one assist shy of his second triple-double, finishing with game-high marks of 21 points, 12 rebounds and nine assists.

Penn State shot just 2-of-16 from beyond the arc in the first half but still managed to take a 33-23 lead into the break thanks to a defensive effort that held Quinnipiac to 7-of-36 (19.4 percent) shooting.

The Lions closed the first half with a 13-3 run after the Bobcats knotted the score at 20-all with 6:39 on the clock.

After shooting 33 percent from the field and 13 percent from beyond the arc in the first half, Penn State was much more efficient in the second.

The Lions led by as much as 18 in the second half after taking a 54-36 lead on a layup by Henn with 13:19 to play.



**GAME 13: Penn State 60, Delaware State 46**  
 Dec. 29, 2022 - Bryce Jordan Center - University Park, Pa.

Delaware St. 46 • 1-12,0-0 MEAC

#	Player	Total			3-Ptr			Rebounds			PF	TP	A	TO	Blk	Stl	Min
		FG-FGA	FG-FGA	FT-FTA	FG-FGA	FG-FGA	FT-FTA	Off	Def	Tot							
04	Kyle Johnson	f	1-6	0-1	0-0	2	4	6	1	2	0	2	0	0	0	28	
23	Brandon Stone	c	4-12	2-7	0-0	1	4	5	1	10	2	5	1	0	30		
03	Martaz Robinson	g	2-5	0-0	0-0	2	9	11	2	4	2	2	0	2	25		
05	Jevin Muniz	g	2-7	1-5	0-0	0	2	2	1	5	1	3	0	1	25		
11	Khyrie Staten	g	3-8	1-4	0-0	0	0	0	1	7	1	1	0	2	21		
02	Corey Perkins	g	1-5	1-1	2-2	0	0	0	0	5	4	0	0	1	22		
15	Aaron Lemon-Warren	g	1-2	0-0	0-0	1	3	4	3	2	0	0	1	0	21		
24	Raymond Somerville	g	0-5	0-0	0-2	2	2	4	0	0	0	0	1	2	19		
25	O'Koye Parker	g	3-6	3-3	2-2	0	2	2	0	11	0	1	0	0	9		
Team						2	4	6			2						
Totals			17-56	8-21	4-6	10	30	40	9	46	10	16	3	8	200		

FG % 1st Half: 9-27 33.3% 2nd half: 8-29 27.6% Game: 17-56 30.4% Deadball Rebounds 2  
 3FG % 1st Half: 4-11 36.4% 2nd half: 4-10 40.0% Game: 8-21 38.1%  
 FT % 1st Half: 0-2 0.0% 2nd half: 4-4 100.0% Game: 4-6 66.7%

Penn State 60 • 10-3,1-1 Big Ten

#	Player	Total			3-Ptr			Rebounds			PF	TP	A	TO	Blk	Stl	Min
		FG-FGA	FG-FGA	FT-FTA	FG-FGA	FG-FGA	FT-FTA	Off	Def	Tot							
01	Seth Lundy	f	5-15	3-11	2-2	3	7	10	1	15	3	0	1	2	30		
03	Kebba Njie	f	2-3	0-0	2-3	1	4	5	2	6	0	2	1	0	18		
10	Funk, Andrew	g	4-10	4-10	0-0	1	4	5	1	12	0	1	0	0	37		
11	Wynter, Camren	g	1-7	0-4	0-0	0	1	1	0	2	2	1	0	0	24		
22	Pickett, Jalen	g	4-8	0-1	2-2	0	4	4	1	10	6	4	1	1	33		
00	Kanye Clary	g	0-0	0-0	0-0	0	0	0	0	0	0	0	0	0	0+		
02	Myles Dread	g	2-6	2-6	0-0	2	2	4	0	6	1	0	0	2	22		
05	Jameel Brown	g	0-1	0-1	0-0	0	3	3	0	0	0	1	0	0	8		
12	Mahaffey, Evan	g	1-1	0-0	1-2	0	1	1	0	3	0	0	0	0	5		
14	Lilley, Demetrius	g	0-0	0-0	0-0	0	0	0	0	0	0	0	0	0	1		
23	Johnson, Dallion	g	1-5	0-2	0-0	0	1	1	0	2	1	0	0	1	9		
24	Henn, Michael	g	2-4	0-1	0-0	1	1	2	3	4	1	0	0	1	10		
Team						1	1	2			1						
Totals			22-60	9-36	7-9	9	29	38	9	60	14	11	3	7	200		

FG % 1st Half: 10-30 33.3% 2nd half: 12-30 40.0% Game: 22-60 36.7% Deadball Rebounds 1  
 3FG % 1st Half: 5-21 23.8% 2nd half: 4-15 26.7% Game: 9-36 25.0%  
 FT % 1st Half: 2-2 100.0% 2nd half: 5-7 71.4% Game: 7-9 77.8%

Officials: Michael Griffith, Steve McMunks, Jeffrey Anderson  
 Technical fouls: Delaware St.-None, Penn State-None.  
 Attendance: 5454  
 2022-23 Men's Basketball. Round: 0. Delaware St. vs Penn St.. Played at Bryce

Score by periods	1st	2nd	Total
Delaware St.	22	24	46
Penn State	27	33	60

Last FG - DSU 2nd-00:29, PSU 2nd-01:11.  
 Largest lead - DSU None, PSU by 16 2nd-01:11.  
 DSU led for 00:00, PSU led for 39:23. Game was tied for 00:35.

**PENN STATE WINS FOURTH-STRAIGHT WITH 60-46 VICTORY OVER DELAWARE STATE**

Penn State won its fourth-straight game and closed out regular-season non-conference play with a 60-46 win over Delaware State at the Bryce Jordan Center.

The Nittany Lion defense held its opponent under 50 points for the first time this season as Penn State limited Delaware State to 46 points and a 30.4 percent showing from the field.

Senior Seth Lundy returned to action following a one-game injury layoff and notched his second double-double of the season with a game-high 15 points and 10 rebounds. Andrew Funk chipped in 12 points, while Jalen Pickett added 10 points and six assists. Rebounds to go along with his eight points.

Penn State finishes non-conference play at 9-2.

The Nittany Lion defense held Delaware State to 46 points, marking the first time this season that Penn State held its opponent under 50 points. The Nittany Lions have now held 12 of their 13 opponents under 70 points and five of their 13 opponents under 60 points.

Lundy notched his second double-double of the season and led the team in scoring for the fourth time this year.

Funk tallied his eighth double-digit scoring effort, while Pickett scored double-digit points for the 11th time this season.

**GAME 14: Penn State 83, Iowa 79**  
 Jan. 1, 2023 - Bryce Jordan Center - University Park, Pa.

Iowa 79 • 8-6,0-3 Big Ten

#	Player	Total			3-Ptr			Rebounds			PF	TP	A	TO	Blk	Stl	Min
		FG-FGA	FG-FGA	FT-FTA	FG-FGA	FG-FGA	FT-FTA	Off	Def	Tot							
00	Filip Rebraca	f	5-9	0-0	3-3	2	3	5	2	13	1	3	1	0	31		
22	Patrick McCaffery	f	1-6	1-4	2-2	0	2	2	0	5	1	0	1	1	26		
24	Kris Murray	f	12-20	3-9	5-8	4	5	9	3	32	3	1	1	0	40		
01	Ahron Ulis	g	1-6	0-3	0-0	0	3	3	2	2	3	0	0	1	19		
11	Tony Perkins	g	6-12	1-4	4-6	1	6	7	3	17	3	1	0	1	36		
04	Josh Dix	g	0-1	0-0	0-0	0	0	0	0	0	0	0	0	0	3		
05	Dasonte Bowen	g	0-0	0-0	2-2	1	0	1	1	2	4	0	0	0	12		
20	Payton Sandfort	g	0-3	0-2	0-0	1	1	2	0	0	1	0	0	0	8		
30	Connor McCaffery	g	3-6	2-3	0-1	0	3	3	4	8	2	2	0	0	25		
Team						1	1	2									
Totals			28-63	7-25	16-22	10	24	34	15	79	18	7	3	3	200		

FG % 1st Half: 10-31 32.3% 2nd half: 18-32 56.3% Game: 28-63 44.4% Deadball Rebounds 3.1  
 3FG % 1st Half: 1-8 12.5% 2nd half: 6-17 35.3% Game: 7-25 28.0%  
 FT % 1st Half: 5-6 83.3% 2nd half: 11-16 68.8% Game: 16-22 72.7%

Penn State 83 • 11-3,2-1 Big Ten

#	Player	Total			3-Ptr			Rebounds			PF	TP	A	TO	Blk	Stl	Min
		FG-FGA	FG-FGA	FT-FTA	FG-FGA	FG-FGA	FT-FTA	Off	Def	Tot							
01	Seth Lundy	f	2-9	1-4	5-5	0	5	5	1	10	0	1	0	2	35		
03	Kebba Njie	f	0-0	0-0	0-0	0	1	1	4	0	0	1	0	0	7		
10	Funk, Andrew	g	7-12	5-8	1-3	0	1	1	2	20	0	0	0	0	36		
11	Wynter, Camren	g	6-9	2-3	0-0	0	3	3	3	14	2	0	0	0	30		
22	Pickett, Jalen	g	10-16	0-1	6-6	0	7	7	3	26	6	4	0	1	37		
00	Kanye Clary	g	0-0	0-0	0-0	0	0	0	0	0	0	0	0	0	0+		
02	Myles Dread	g	3-4	1-2	0-0	0	5	5	1	7	1	1	0	1	24		
05	Jameel Brown	g	0-2	0-1	0-0	0	1	1	0	0	0	1	0	0	2		
12	Mahaffey, Evan	g	2-3	0-0	2-2	1	2	3	2	6	2	2	2	1	19		
23	Johnson, Dallion	g	0-0	0-0	0-0	0	0	0	0	0	0	0	0	0	3		
24	Henn, Michael	g	0-0	0-0	0-0	0	1	1	2	0	0	0	0	0	7		
Team						1	2	3									
Totals			30-55	9-19	14-16	2	28	30	19	83	12	9	2	5	200		

FG % 1st Half: 17-27 63.0% 2nd half: 13-28 46.4% Game: 30-55 54.5% Deadball Rebounds 0  
 3FG % 1st Half: 6-10 60.0% 2nd half: 3-9 33.3% Game: 9-19 47.4%  
 FT % 1st Half: 4-4 100.0% 2nd half: 10-12 83.3% Game: 14-16 87.5%

Officials: Terry Oglesby, Rob Riley, Brian Dorsey  
 Technical fouls: Iowa-None, Penn State-None.  
 Attendance: 5060  
 2022-23 Men's Basketball. Round: 0. Iowa vs Penn St.. Played at Bryce Jordan C

Score by periods	1st	2nd	Total
Iowa	26	53	79
Penn State	44	39	83

Last FG - IOWA 2nd-00:16, PSU 2nd-03:05.  
 Largest lead - IOWA by 2 1st-19:40, PSU by 18 1st-00:01.  
 IOWA led for 01:35, PSU led for 35:36. Game was tied for 02:49.

	In	Off	2nd	Fast	Bench
Points	Paint	T/O	Chance	Break	
IOWA	32	8	15	11	10
PSU	36	11	0	9	13

Score tied - 3 times.  
 Lead changed - 3 times.

**PENN STATE HANGS ON TO BEAT IOWA 83-79 FOR FIFTH-STRAIGHT WIN**

Jalen Pickett and Andrew Funk combined for 46 points on 61 percent shooting to lead Penn State men's basketball to an 83-79 win over Iowa in a Big Ten matchup at the Bryce Jordan Center.

The Nittany Lions won their fifth-straight game to improve to 11-3 overall and 2-1 in the Big Ten. Penn State led by double-digits for much of the game until Iowa made a late run to get within two on a Kris Murray layup with 16 seconds to play. Following Penn State's missed free throw on the front end of a 1-and-1, the Hawkeyes had one last chance to tie it up or take the lead, but Seth Lundy came through with the defensive play of the game, nabbing a steal in the final seconds. The senior then hit both free throws at the other end to secure the victory.

Pickett continued to put up huge offensive numbers, finishing with 26 points, seven rebounds and six assists. He shot 10-of-16 from the floor and was a perfect 6-of-6 from the foul line. Funk hit five of his eight attempts from beyond the arc to rack up 20 points. Camren Wynter had 14 points and Lundy tallied 10 to give Penn State four players in double-digits.

Penn State's 11-3 record is its best through 14 games since the 2019-20 team started 12-2.

The team's five-game winning streak is the program's longest since the 2019-20 team won eight straight.

Jalen Pickett's 26 points mark his most in a Penn State uniform.

**GAME 15: Michigan 79, Penn State 69**  
Jan. 4, 2023 - Crisler Center - Ann Arbor, Mich.

Penn State 69 • 11-4,2-2 Big Ten

#	Player	Total			3-Ptr			Rebounds			PF	TP	A	TO	Blk	Stl	Min
		FG-FGA	FG-FGA	FT-FTA	FG-FGA	FG-FGA	FT-FTA	Off	Def	Tot							
01	Seth Lundy	f	5-11	4-10	2-2	0	5	5	4	16	0	1	1	1	36		
03	Kebba Njie	f	0-2	0-0	0-1	0	3	3	2	0	0	0	1	0	20		
10	Funk, Andrew	g	4-12	1-8	0-0	1	2	3	1	9	0	1	0	0	38		
11	Wynter, Camren	g	4-9	0-2	0-0	0	6	6	2	8	1	2	0	1	30		
22	Pickett, Jalen	g	9-16	2-2	6-7	2	7	9	0	26	4	2	0	0	40		
00	Kanye Clary	g	0-0	0-0	0-0	0	0	0	0	0	0	0	0	0	2		
02	Myles Dread	g	1-4	1-4	0-0	0	0	0	5	3	0	0	0	0	15		
12	Mahaffey, Evan	g	3-4	1-2	0-1	1	2	3	4	7	1	0	0	0	17		
24	Henn, Michael	g	0-0	0-0	0-0	0	0	0	2	0	0	1	0	0	2		
Team						1	5	6									
Totals			26-58	9-28	8-11	5	30	35	20	69	6	8	2	2	200		
FG % 1st Half:		12-29	41.4%	2nd half:	14-29	48.3%	Game:		26-58	44.8%	Deadball						
3FG % 1st Half:		6-16	37.5%	2nd half:	3-12	25.0%	Game:		9-28	32.1%	Rebounds		0				
FT % 1st Half:		4-6	66.7%	2nd half:	4-5	80.0%	Game:		8-11	72.7%							

Michigan 79 • 9-5,3-0 Big Ten

#	Player	Total			3-Ptr			Rebounds			PF	TP	A	TO	Blk	Stl	Min
		FG-FGA	FG-FGA	FT-FTA	FG-FGA	FG-FGA	FT-FTA	Off	Def	Tot							
05	Terrance Williams II	f	2-3	1-2	3-4	1	8	9	3	8	0	0	0	1	31		
01	Hunter Dickinson	c	6-10	0-0	5-9	2	4	6	3	17	0	2	1	1	33		
00	Dug McDaniel	g	5-11	1-2	1-2	0	4	4	1	12	4	0	0	1	33		
02	Kobe Bufkin	g	5-12	1-4	3-4	1	5	6	2	14	5	1	0	1	35		
13	Jett Howard	g	4-11	2-5	4-4	0	7	7	3	14	2	0	1	0	30		
11	Isaiah Barnes	g	0-0	0-0	0-0	0	0	0	1	0	0	0	0	0	3		
15	Joey Baker	g	3-8	3-6	0-0	0	0	0	2	9	0	0	0	0	18		
25	Jace Howard	g	0-1	0-0	0-0	1	1	2	1	0	0	0	0	0	10		
32	Tarris Reed Jr.	g	2-2	0-0	1-2	1	0	1	0	5	0	0	0	1	7		
Team						1	1	2									
Totals			27-58	8-19	17-25	7	30	37	16	79	11	3	2	4	200		
FG % 1st Half:		15-31	48.4%	2nd half:	12-27	44.4%	Game:		27-58	46.6%	Deadball						
3FG % 1st Half:		4-9	44.4%	2nd half:	4-10	40.0%	Game:		8-19	42.1%	Rebounds		2				
FT % 1st Half:		8-9	88.9%	2nd half:	9-16	56.3%	Game:		17-25	68.0%							

Officials: Eric Curry,Bill Elk,Doug Simmons  
Technical fouls: Penn State-None, Michigan-None.  
Attendance: 12707  
2022-23 Men's Basketball. Round: 0. Michigan vs Penn St.. Played at Crisler Ce

Score by periods	1st	2nd	Total
Penn State	34	35	69
Michigan	42	37	79

**DREAD SCORES 1,000TH POINT, NITTANY LIONS COME OUT ON SHORT END OF GAME OF RUNS AT MICHIGAN**

Penn State saw its five-game win streak come to a close as the Nittany Lions dropped a hard-fought road game at Michigan, 79-69.

It was a game of runs, as three separate scoring spurts of 11 or more points defined the second half. Penn State was able to construct two of the three 11-point runs as the Nittany Lions battled back from a 14-point deficit in the final eight minutes to pull within three before Michigan closed the game from the charity stripe in the final minute.

Myles Dread scored his 1,000th career point in the first half, becoming the 38th member of Penn State's 1,000 point club. Jalen Pickett scored a game-high 26 points while adding nine rebounds and four assists. Seth Lundy tallied 16 points and five boards. t rebounds to go along with his eight points.

Lundy nailed two triples in the first 3:17 and Michigan called an early timeout at the 16:23 mark with Penn State ahead 6-4. The Wolverines then used a 13-2 run over a 3:32 stretch to take a 20-10 lead with 12:17 left on the first-half clock. The Nittany Lions rattled off a 17-11 run over the next seven minutes that included Dread's 1,000th career point to pull back within four at 31-27 with five minutes left in the first half. Michigan scored 11 of the next 14 points, however, before Evan Mahaffey banked in a half-court buzzer beater to end the half as the Wolverines took a 42-34 lead into the locker room.

The Wolverine lead was at 11 just over a minute into the second half before a Pickett layup sparked an 11-0 Nittany Lion run. Pickett scored six during the stretch as Penn State clawed back to tie the score at 47-47 with 15:06 to play. Michigan responded with a 15-0 run over the next 3:53 to immediately jump back in front 62-47 with 11:20 left on the clock.

The Wolverines took their largest lead yet at 68-54 three minutes later, but Penn State responded once again with an 11-0 stretch over the next 3:50 as the Nittany Lions pulled themselves all the way back within three at 68-65 with 4:28 to play.

A potential game-tying Funk 3-point attempt was halfway down and rimmed out before Michigan added a jumper at 1:03 and closed the game from the free throw line in the final minute for the 79-69 win.

**GAME 16: #1 Purdue 76, Penn State 63**  
Jan. 8, 2023 - The Palestra - Philadelphia, Pa.

Purdue 76 • 15-1,4-1 Big Ten

#	Player	Total			3-Ptr			Rebounds			PF	TP	A	TO	Blk	Stl	Min
		FG-FGA	FG-FGA	FT-FTA	FG-FGA	FG-FGA	FT-FTA	Off	Def	Tot							
01	Caleb Furst	f	3-3	1-1	0-0	1	3	4	2	7	1	1	1	1	20		
15	Zach Edey	c	14-21	0-0	2-2	6	7	13	1	30	3	3	3	0	36		
02	Fletcher Loyer	g	6-11	4-7	1-2	0	2	2	2	17	2	0	0	1	34		
03	Braden Smith	g	5-11	3-6	2-2	0	6	6	2	15	7	1	1	0	33		
25	Ethan Morton	g	0-0	0-0	0-0	0	2	2	2	0	2	1	0	2	30		
00	Mason Gillis	g	2-5	0-2	1-1	1	1	2	0	5	1	2	0	1	18		
04	Trey Kaufman-Renn	g	1-3	0-1	0-0	1	0	1	0	2	0	1	0	0	6		
05	Brandon Newman	g	0-2	0-1	0-0	0	2	1	0	2	1	0	0	0	16		
14	David Jenkins Jr.	g	0-0	0-0	0-0	0	1	1	1	0	0	1	0	0	7		
Team						1	2	3									
Totals			31-56	8-18	6-7	10	26	36	11	76	18	12	5	5	200		
FG % 1st Half:		13-29	44.8%	2nd half:	18-27	66.7%	Game:		31-56	55.4%	Deadball						
3FG % 1st Half:		3-10	30.0%	2nd half:	5-8	62.5%	Game:		8-18	44.4%	Rebounds		0				
FT % 1st Half:		2-2	100.0%	2nd half:	4-5	80.0%	Game:		6-7	85.7%							

Penn State 63 • 11-5,2-3 Big Ten

#	Player	Total			3-Ptr			Rebounds			PF	TP	A	TO	Blk	Stl	Min
		FG-FGA	FG-FGA	FT-FTA	FG-FGA	FG-FGA	FT-FTA	Off	Def	Tot							
01	Seth Lundy	f	6-15	2-5	0-0	1	4	5	1	14	0	2	0	2	29		
03	Kebba Njie	f	2-5	0-0	0-0	0	0	0	3	4	1	1	1	0	21		
02	Myles Dread	g	2-5	1-4	0-0	0	1	1	5	1	1	0	0	0	32		
10	Funk, Andrew	g	1-8	1-5	0-0	0	4	4	0	3	0	0	0	1	35		
22	Pickett, Jalen	g	10-17	3-4	3-3	4	5	9	2	26	8	1	0	1	37		
06	Jameel Brown	g	0-0	0-0	0-0	0	0	0	0	0	0	0	0	0	2		
11	Wynter, Camren	g	1-5	1-2	0-0	0	1	1	0	3	0	0	0	0	19		
12	Mahaffey, Evan	g	4-6	0-1	0-0	2	0	2	3	8	2	2	0	3	19		
23	Johnson, Dalion	g	0-0	0-0	0-0	0	0	0	0	0	0	0	0	0	3		
24	Henn, Michael	g	0-1	0-1	0-0	0	0	0	2	0	0	1	0	0	3		
Team						3	0	3									
Totals			26-62	8-22	3-3	10	15	25	12	63	12	9	1	7	200		
FG % 1st Half:		15-32	46.9%	2nd half:	11-30	36.7%	Game:		26-62	41.9%	Deadball						
3FG % 1st Half:		6-12	50.0%	2nd half:	2-10	20.0%	Game:		8-22	36.4%	Rebounds		0				
FT % 1st Half:		1-1	100.0%	2nd half:	2-2	100.0%	Game:		3-3	100.0%							

Officials: Courtney Green,John Higgins,DJ Carstensen  
Technical fouls: Purdue-None, Penn State-TEAM.  
Attendance: 8722  
2022-23 Men's Basketball. Round: 0. Purdue vs Penn St.. Played at The Palestra

Score by periods	1st	2nd	Total
Purdue	31	45	76
Penn State	37	26	63

**NITTANY LIONS FALL TO TOP-RANKED PURDUE AT THE PALESTRA**

Penn State fell to No. 1 Purdue (15-1, 4-1 Big Ten) 76-63 at The Palestra.

It was a tale of two halves, as Penn State shot over 46 percent from the field and 50 percent (6-12) from deep in the first half to take a 37-31 halftime lead. Penn State was ice cold to start the second half while Purdue was red hot, making eight of its first nine shots, as the Boilermakers started the second half in the second half on a 19-2 run. Penn State clawed back, but the deficit was too much to overcome.

Jalen Pickett led Penn State with 26 points, nine rebounds, and eight assists. Seth Lundy followed with 14 points and five rebounds. Evan Mahaffey chipped in a career-high eight points on 4-of-6 shooting to compliment Penn State's top scorers. Mahaffey also added a career high three steals in his strong overall effort.

The two squads played a tight ballgame through the first ten minutes of play, as the game was knotted 14-14 midway through the opening period.

The Nittany Lions opened up a 17-16 lead a the 8:29 mark of the first half and carried the lead all the way through the halftime break, up 37-31. Pickett's 18 points led a Penn State squad that was shooting at a 46.9 percent clip from the floor, including a 6-for-12 effort from downtown. The Boilermakers wasted no time in the second half, breaking off a 12-0 run out of halftime before a 5-2 spurt for Penn State brought it back within three points at 45-42.

A 13-4 stretch for Purdue put the Boilermakers out in front 58-46 with 9:59 left in regulation. Buckets by Evan Mahaffey and Pickett kept the Nittany Lions in it, but the team was shooting just 4-for-17 from the field in the second half.

Penn State would not go down without a fight. With the Boilermakers up 66-50, the Nittany Lions extended a 6-2 run that forced a Purdue timeout with 5:57 remaining in the second half. The Nittany Lions got to within ten points with 2:29 remaining, but the Boilermakers outlasted Penn State and took home a 76-63 victory.

**GAME 17: Penn State 85, Indiana 66**  
Jan. 11, 2023 - Bryce Jordan Center - University Park, Pa.

Indiana 66 • 10-6,1-4 Big Ten

#	Player	Total			3-Ptr			Rebounds			PF	TP	A	TO	Blk	Stl	Min
		FG-FGA	FG-FGA	FT-FTA	FG-FGA	FG-FGA	FT-FTA	Off	Def	Tot							
12	Miller Kopp	f	2-3	1-1	0-0	0	0	0	0	5	1	1	0	0	0	29	
22	Jordan Geronimo	f	3-5	0-1	0-0	2	4	6	2	6	2	0	2	1	1	23	
23	Trayce Jackson-Davis	f	4-10	0-0	6-10	3	8	11	0	14	4	4	2	0	0	33	
01	Jalen Hood-Schifino	g	5-15	1-4	0-2	0	6	6	3	11	4	2	0	0	0	34	
32	Trey Galloway	g	4-8	1-3	1-2	2	3	5	3	10	2	0	0	0	0	31	
03	Anthony Leal	g	0-0	0-0	0-0	0	0	0	0	0	0	0	0	0	0	2	
05	Malik Reneau	g	3-5	0-0	1-2	3	2	5	1	7	0	2	0	0	0	12	
10	Kaleb Banks	g	0-1	0-0	0-0	0	0	0	0	0	1	0	0	0	0	3	
11	CJ Gunn	g	1-3	0-2	0-0	0	0	0	1	2	0	0	0	0	0	10	
53	Tamar Bates	g	4-9	1-3	2-2	1	1	2	0	11	1	0	0	0	0	23	
Team						2	1	3									
Totals			26-59	4-14	10-18	13	25	38	10	66	15	11	4	1	1	200	
FG % 1st Half:		11-26	42.3%	2nd half:	15-33	45.5%	Game:		26-59	44.1%					Deadball		
3FG % 1st Half:		1-7	14.3%	2nd half:	3-7	42.9%	Game:		4-14	28.6%					Rebounds		
FT % 1st Half:		3-7	42.9%	2nd half:	7-11	63.6%	Game:		10-18	55.6%					2		

Penn State 85 • 12-5,3-3 Big Ten

#	Player	Total			3-Ptr			Rebounds			PF	TP	A	TO	Blk	Stl	Min
		FG-FGA	FG-FGA	FT-FTA	FG-FGA	FG-FGA	FT-FTA	Off	Def	Tot							
01	Seth Lundy	f	9-17	7-12	0-0	0	6	6	1	25	0	0	2	0	0	31	
03	Kebba Njie	f	1-2	0-0	0-0	0	5	5	3	2	1	0	1	2	23		
10	Funk, Andrew	g	8-13	7-12	0-0	0	4	4	0	23	1	1	0	1	33		
11	Wynter, Camren	g	4-9	0-1	0-0	0	2	2	2	8	6	0	0	1	30		
22	Pickett, Jalen	g	5-10	2-2	0-0	1	4	5	3	12	8	1	0	0	39		
00	Kanye Clary	g	1-2	1-1	0-0	0	0	0	0	3	2	1	0	1	8		
02	Myles Dread	g	0-1	0-1	0-0	0	2	2	1	0	1	0	0	0	15		
05	Jameel Brown	g	0-0	0-0	0-0	0	0	0	0	0	0	0	0	0	1		
12	Mahaffey, Evan	g	4-4	1-1	3-4	2	1	3	4	12	0	1	0	1	13		
15	Conlan, Dan	g	0-0	0-0	0-0	0	0	0	0	0	0	0	0	0	1		
23	Johnson, Dallion	g	0-0	0-0	0-0	0	0	0	1	0	0	1	0	0	4		
24	Henn, Michael	g	0-1	0-1	0-0	0	0	0	0	0	0	0	1	0	2		
Team						0	2	2									
Totals			32-59	18-31	3-4	3	26	29	15	85	19	7	4	6	200		
FG % 1st Half:		14-29	48.3%	2nd half:	18-30	60.0%	Game:		32-59	54.2%					Deadball		
3FG % 1st Half:		9-17	52.9%	2nd half:	9-14	64.3%	Game:		18-31	58.1%					Rebounds		
FT % 1st Half:		0-0	0.0%	2nd half:	3-4	75.0%	Game:		3-4	75.0%					0		

Officials: Chad Barlow, Rob Kueneman, Don Daily

Technical fouls: Indiana-None, Penn State-None.

Attendance: 8502

2022-23 Men's Basketball, Round: 0, Indiana vs Penn St., Played at Bryce Jorda

Score by periods	1st	2nd	Total
Indiana	26	40	66
Penn State	37	48	85

**LUNDY SCORES 1,000TH POINT AS PENN STATE ROUTS INDIANA, 85-66**

Senior Seth Lundy led the way as the Penn State men's basketball team drilled a school record-tying 18 3-pointers and earned its largest-ever win over Indiana with an 85-66 victory over the Hoosiers inside the Bryce Jordan Center.

The Nittany Lions never looked back after taking the lead at the 9:15 mark of the first half. Penn State made 18 triples on a blistering 58.1 percent clip from downtown, while the Nittany Lion defense limited Indiana to just a 4-for-14 mark from deep.

Lundy scored his 1,000th career point with a dunk at the 6:24 mark of the second half to highlight his 25-point performance that also included a career-best seven 3-pointers. Senior Andrew Funk also drilled seven triples in Penn State's 3-point barrage and finished with 23 points. Freshman Evan Mahaffey was a massive spark off the bench once again, tallying a career-best 12 points on a perfect 4-for-4 effort from the field. Senior Jalen Pickett stuffed the stat sheet once again, finishing with 12 points, five rebounds and eight assists.

Penn State's 19-point victory marks its largest-ever win over Indiana and just the Nittany Lions' third double-digit win over the Hoosiers. Penn State's previous largest margin of victory over Indiana was 15 in a 64-49 home win on Jan. 29, 2020.

The Nittany Lions 18 3-pointers ties a school record that was set earlier this season against Winthrop (Nov. 7).

The Nittany Lions shot 58.1 percent (18-31) from 3-point range, marking the fourth time this season Penn State has shot over 50 percent from downtown.

The Nittany Lion defense held the Hoosiers 14.9 points below their season scoring average of 80.9 points per game.

Seth Lundy became the 39th member of Penn State's 1,000 career points club with his dunk at the 6:24 mark of the second half.

**GAME 18: Wisconsin 63, Penn State 60**  
Jan. 17, 2023 - Kohl Center - Madison, Wis.

Penn State 60 • 12-6,3-4 Big Ten

#	Player	Total			3-Ptr			Rebounds			PF	TP	A	TO	Blk	Stl	Min
		FG-FGA	FG-FGA	FT-FTA	FG-FGA	FG-FGA	FT-FTA	Off	Def	Tot							
01	Seth Lundy	f	1-3	0-1	0-0	0	1	1	4	2	1	2	1	1	1	22	
03	Kebba Njie	f	0-1	0-0	0-0	0	2	2	3	0	1	2	1	0	0	17	
10	Funk, Andrew	g	4-11	3-8	5-5	1	1	2	0	16	1	0	0	0	0	38	
11	Wynter, Camren	g	2-6	1-2	1-2	0	2	2	4	6	0	1	0	0	0	24	
22	Pickett, Jalen	g	8-15	1-3	2-4	2	10	12	3	19	6	3	0	0	0	40	
00	Kanye Clary	g	0-1	0-0	0-0	0	3	3	1	0	1	0	0	0	0	10	
02	Myles Dread	g	4-7	3-6	0-0	0	5	5	2	11	0	1	1	1	28		
12	Mahaffey, Evan	g	3-5	0-0	0-0	1	3	4	4	6	0	1	2	1	21		
Team						0	1	1									
Totals			22-49	8-20	8-11	4	28	32	21	60	10	10	5	3	200		
FG % 1st Half:		13-25	52.0%	2nd half:	9-24	37.5%	Game:		22-49	44.9%					Deadball		
3FG % 1st Half:		5-9	55.6%	2nd half:	3-11	27.3%	Game:		8-20	40.0%					Rebounds		
FT % 1st Half:		5-8	62.5%	2nd half:	3-3	100.0%	Game:		8-11	72.7%					1		

Wisconsin 63 • 12-5,4-3 Big Ten

#	Player	Total			3-Ptr			Rebounds			PF	TP	A	TO	Blk	Stl	Min
		FG-FGA	FG-FGA	FT-FTA	FG-FGA	FG-FGA	FT-FTA	Off	Def	Tot							
05	Tyler Wahl	f	3-10	1-1	3-6	2	3	5	3	10	2	1	1	1	32		
22	Steven Crowl	f	9-16	1-3	2-4	1	10	11	1	21	2	0	0	0	34		
03	Connor Essegian	g	4-7	2-4	0-0	0	3	3	3	10	0	1	0	1	33		
11	Max Klesmit	g	1-4	1-3	0-0	0	1	1	2	3	0	0	0	0	10		
23	Chucky Hepburn	g	3-7	2-2	5-6	0	0	0	1	13	3	3	0	1	35		
02	Jordan Davis	g	2-7	0-3	0-0	1	5	6	1	4	1	0	0	0	29		
04	Kamari McGee	g	0-0	0-0	0-0	0	0	0	0	0	0	0	0	0	3		
10	Isaac Lindsey	g	1-3	0-1	0-0	0	0	0	2	2	0	0	0	0	11		
14	Carter Gilmore	g	0-0	0-0	0-0	1	1	2	0	0	0	0	1	0	13		
Team						3	1	4									
Totals			23-54	7-17	10-16	8	24	32	13	63	8	6	2	3	200		
FG % 1st Half:		12-31	38.7%	2nd half:	11-23	47.8%	Game:		23-54	42.6%					Deadball		
3FG % 1st Half:		3-9	33.3%	2nd half:	4-8	50.0%	Game:		7-17	41.2%					Rebounds		
FT % 1st Half:		3-5	60.0%	2nd half:	7-11	63.6%	Game:		10-16	62.5%					1.1		

Officials: Eric Curry, Michael Irving, Brian Dorsey

Technical fouls: Penn State-None, Wisconsin-None.

Attendance: 14236

2022-23 Men's Basketball, Round: 0, Penn St. vs Wisconsin, Played at Kohl Cent

Score by periods	1st	2nd	Total
Penn State	36	24	60
Wisconsin	30	33	63

**PENN STATE DROPS TOUGH 63-60 BATTLE AT WISCONSIN**

Penn State dropped a tough 63-60 defensive battle at Wisconsin inside the Kohl Center.

Jalen Pickett led Penn State with 19 points, 12 rebounds and six assists for his fifth double-double of the season. Andrew Funk followed with 16 points, while Myles Dread added 11.

The game started as a back-and-forth battle as neither team was able to find much separation in the opening 13 minutes.

The Badgers held a slim 22-20 lead at the 7:24 mark of the opening half before Funk drilled his second 3-point of the night and Evan Mahaffey followed with an offensive put-back to spark a 16-8 Nittany Lion run to close the half. Penn State went 6-for-9 from the field during the stretch and the Nittany Lion defense limited the Badgers to just three field goals in the final 7:20 of the half to help PSU take a 36-30 lead into halftime.

Penn State started the second half cold, shooting just 1-for-9 in the first eight minutes as Wisconsin was able to string together a 12-2 run and pull ahead 42-38 with 12:12 to play. Pickett responded with a 3-pointer at the 11:47 mark to jumpstart the Nittany Lion offense before Funk scored eight points over a 1:50 stretch and Penn State knotted the score at 49-49 with 8:24 left on the clock.

The teams traded baskets over the next five minutes with neither team leading by more than three until a Connor Essegian 3-pointer at 2:59 gave the badgers a 61-57 edge. Myles Dread answered immediately with a triple on Penn State's next possession to pull the Nittany Lions back within one at 61-60 with 2:38 to play.

Wisconsin didn't make a field goal in the final three minutes of the game would only add two free throws with seven seconds left on the clock. Penn State had a couple chances to win or tie in the final minute, but the Nittany Lions weren't able to come up with the clutch basket as Wisconsin claimed the 63-60 win.

### GAME 19: Penn State 76, Nebraska 65

Jan. 21, 2023 - Bryce Jordan Center - University Park, Pa.

#### Nebraska 65 • 10-10,3-6 Big Te

#	Player	Total			3-Ptr			Rebounds			PF	TP	A	TO	Blk	Stl	Min
		FG-FGA	FG-FGA	FT-FTA	FG-FGA	FG-FGA	FT-FTA	Off	Def	Tot							
13	Derrick Walker	f	9-14	0-0	2-4	1	5	6	2	20	6	3	0	0	0	34	
05	Sam Griesel	g	3-9	0-4	5-6	0	5	5	1	11	4	2	1	5	38		
12	Denim Dawson	g	1-4	1-2	1-4	3	6	9	2	4	1	0	0	1	39		
25	Emmanuel Bandoumel	g	1-2	0-1	0-0	0	0	0	1	2	0	0	0	0	7		
30	Keisei Tominaga	g	4-9	2-7	3-3	0	3	3	4	13	2	0	0	0	26		
00	C.J. Wilcher	g	4-6	3-5	0-0	0	2	2	1	11	0	3	0	0	30		
10	Jamarques Lawrence	g	1-3	0-0	0-5	1	3	4	1	2	0	0	0	0	15		
32	Wilhelm Breidenbach	g	0-4	0-3	2-2	0	2	2	0	2	1	1	0	0	11		
	Team					0	0	0									
Totals			23-51	6-22	13-24	5	26	31	12	65	14	9	1	6	200		
FG % 1st Half:		8-23	34.8%	2nd half:	15-28	53.6%	Game:		23-51	45.1%							
3FG % 1st Half:		2-9	22.2%	2nd half:	4-13	30.8%	Game:		6-22	27.3%							
FT % 1st Half:		5-11	45.5%	2nd half:	8-13	61.5%	Game:		13-24	54.2%							

#### Penn State 76 • 13-6,4-4 Big Ten

#	Player	Total			3-Ptr			Rebounds			PF	TP	A	TO	Blk	Stl	Min
		FG-FGA	FG-FGA	FT-FTA	FG-FGA	FG-FGA	FT-FTA	Off	Def	Tot							
01	Seth Lundy	f	5-10	3-7	3-4	0	2	2	2	16	2	0	0	2	27		
03	Kebba Njie	f	0-1	0-0	0-0	0	1	1	1	0	1	0	0	0	5		
10	Funk, Andrew	g	8-13	5-10	2-2	0	2	2	1	23	1	1	0	1	37		
11	Wynter, Camren	g	3-7	0-3	0-0	0	3	3	2	6	0	1	0	0	26		
22	Pickett, Jalen	g	6-8	0-2	0-1	0	13	13	4	12	5	7	0	0	34		
00	Kanye Clary	g	2-4	0-0	2-3	0	3	3	2	6	3	1	0	0	19		
02	Myles Dread	g	1-5	1-5	2-2	0	2	2	2	5	0	0	0	1	24		
04	Caleb Dorsey	g	0-2	0-0	2-2	2	1	3	1	2	0	0	0	0	9		
12	Mahaffey, Evan	g	0-1	0-0	0-0	2	0	2	5	0	0	0	0	0	9		
23	Johnson, Dallion	g	2-4	2-3	0-0	0	0	0	2	6	0	0	0	0	9		
24	Henn, Michael	g	0-0	0-0	0-0	0	1	1	0	0	0	0	0	0	1		
	Team					0	1	1									
Totals			27-55	11-30	11-14	4	29	33	22	76	12	10	0	4	200		
FG % 1st Half:		10-30	33.3%	2nd half:	17-25	68.0%	Game:		27-55	49.1%							
3FG % 1st Half:		7-20	35.0%	2nd half:	4-10	40.0%	Game:		11-30	36.7%							
FT % 1st Half:		2-2	100.0%	2nd half:	9-12	75.0%	Game:		11-14	78.6%							

Officials: Brandon Cruz, Paul Szec, Larry Sciorro  
 Technical fouls: Nebraska-None, Penn State-None.  
 Attendance: 11297  
 2022-23 Men's Basketball, Round: 0, Nebraska vs Penn St., Played at Bryce Jord

Score by periods	1st	2nd	Total
Nebraska	23	42	65
Penn State	29	47	76

### PENN STATE PULLS AWAY FOR 76-65 WIN OVER NEBRASKA

Penn State shot 68 percent from the field in the second half to pull away for a 76-65 wire-to-wire win over Nebraska inside the Bryce Jordan Center.

Andrew Funk dominated the first half for the Nittany Lions, scoring 16 of his game-high 23 points in the opening frame. The Cornhuskers tied the game with a 10-4 run out of halftime, but the Nittany Lions responded immediately and made 16 of their final 21 shots to pull away for the double-digit win.

Funk drilled five 3-pointers, including his 250th career triple, en route to his game-high 23 points. Seth Lundy (16 points) and Jalen Pickett (12 points) joined Funk in double figures. Pickett added a game-high 13 rebounds and five assists to collect his sixth double-double of the season.

Penn State improves to 10-1 inside the Bryce Jordan Center this season. Penn State never trailed in the wire-to-wire victory. It marks the second time this season that the Nittany Lions didn't face a deficit during a game (Delaware State, Dec. 29).

The Nittany Lions shot 68 percent (17-25) from the field in the second half compared to their 33 percent (10-30) clip in the opening half. Penn State held a 10-0 edge in fast break points.

Andrew Funk reached the 250 career 3-pointer milestone and now sits at 251. He finished 5-for-10 from deep, marking his sixth game this season with five or more 3-pointers.

Seth Lundy notched his 16th double-digit scoring effort of the season.

Jalen Pickett recorded his second-straight double-double and sixth double-double of the season. He added a team-best five assists.

Freshman Kanye Clary played a career-high 19 minutes and finished with six points, three rebounds, three assists and a +10 rating.

### GAME 20: Rutgers 65, Penn State 45

Jan. 24, 2023 - Jersey Mike's Arena - Piscataway, N.J.

#### Penn State 45 • 13-7,4-5 Big Ten

#	Player	Total			3-Ptr			Rebounds			PF	TP	A	TO	Blk	Stl	Min
		FG-FGA	FG-FGA	FT-FTA	FG-FGA	FG-FGA	FT-FTA	Off	Def	Tot							
01	Seth Lundy	f	4-10	2-4	2-3	1	4	5	2	12	0	1	0	1	31		
03	Kebba Njie	f	2-3	0-0	0-1	0	2	2	2	4	0	1	0	0	16		
10	Funk, Andrew	g	4-10	2-7	2-2	1	3	4	1	12	2	0	0	1	36		
11	Wynter, Camren	g	0-4	0-2	0-0	0	1	1	2	0	1	0	0	0	20		
22	Pickett, Jalen	g	7-14	0-3	1-2	1	7	8	2	15	2	1	0	1	36		
00	Kanye Clary	g	1-4	0-2	0-0	0	1	1	2	2	1	2	0	0	16		
02	Myles Dread	g	0-5	0-5	0-0	0	1	1	4	0	3	0	0	1	19		
04	Caleb Dorsey	g	0-0	0-0	0-1	0	1	1	0	0	0	0	1	0	8		
05	Jameel Brown	g	0-2	0-2	0-0	0	0	0	0	0	0	0	0	0	2		
12	Mahaffey, Evan	g	0-0	0-0	0-0	0	2	2	2	0	0	1	0	1	6		
23	Johnson, Dallion	g	0-2	0-1	0-0	0	0	0	0	0	0	0	0	0	10		
	Team					0	1	1									
Totals			18-54	4-26	5-9	3	23	26	17	45	9	7	1	5	200		
FG % 1st Half:		9-28	32.1%	2nd half:	9-26	34.6%	Game:		18-54	33.3%							
3FG % 1st Half:		3-13	23.1%	2nd half:	1-13	7.7%	Game:		4-26	15.4%							
FT % 1st Half:		3-5	60.0%	2nd half:	2-4	50.0%	Game:		5-9	55.6%							

#### Rutgers 65 • 14-6,3-10 Big Ten

#	Player	Total			3-Ptr			Rebounds			PF	TP	A	TO	Blk	Stl	Min
		FG-FGA	FG-FGA	FT-FTA	FG-FGA	FG-FGA	FT-FTA	Off	Def	Tot							
03	Mawot Mag	f	1-3	1-2	5-6	0	7	7	1	8	1	2	0	2	35		
11	Clifford Omoruyi	c	6-7	0-0	4-7	3	7	10	1	16	0	1	3	0	31		
04	Paul Mulcahy	g	5-11	0-2	2-2	0	5	5	2	12	6	2	0	1	38		
10	Cam Spencer	g	1-7	1-3	0-0	0	6	6	1	3	2	1	0	0	20		
22	Caleb McConnell	g	3-7	0-0	4-4	1	6	7	3	10	2	2	1	2	31		
00	Derek Simpson	g	0-2	0-0	0-0	0	1	1	0	0	0	0	0	0	7		
02	Jalen Miller	g	0-0	0-0	0-0	0	0	0	1	0	0	1	0	0	4		
05	Aundre Hyatt	g	6-12	2-6	0-0	2	2	4	3	14	2	0	1	0	25		
13	Antwone Woolfolk	g	1-1	0-0	0-0	0	1	1	2	2	0	0	0	0	9		
	Team					1	1	2									
Totals			23-50	4-13	15-19	7	36	43	14	65	13	9	5	5	200		
FG % 1st Half:		12-26	46.2%	2nd half:	11-24	45.8%	Game:		23-50	46.0%							
3FG % 1st Half:		1-5	20.0%	2nd half:	3-8	37.5%	Game:		4-13	30.8%							
FT % 1st Half:		7-9	77.8%	2nd half:	8-10	80.0%	Game:		15-19	78.9%							

Officials: Brooks Wells, Deldre Carr, John Higgins  
 Technical fouls: Penn State-None, Rutgers-None.  
 Attendance: 8038  
 2022-23 Men's Basketball, Round: 0, Penn St. vs Rutgers, Played at Jersey Mike

Score by periods	1st	2nd	Total
Penn State	24	21	45
Rutgers	32	33	65

### NITTANY LIONS SUFFER ROAD LOSS AT RUTGERS

Penn State suffered a cold shooting night in a 65-45 road loss at Rutgers.

The Nittany Lions, one of the best 3-point shooting teams in the country, shot a season-low 4-for-26 (15.4%) from 3-point range. Jalen Pickett led Penn State with 15 points and eight rebounds. Andrew Funk and Seth Lundy contributed 12 points apiece.

Seth Lundy scored eight of Penn State first 10 points as the Nittany Lions started slow offensively and Rutgers held a 16-11 lead just over 10 minutes into the game. The Scarlet Knights used a 9-4 run over a 4:18 stretch late in the opening term to extend their advantage to 10 at 27-17 with just over three minutes to play in the first half.

Andrew Funk drilled a 3-pointer at the 2:37 mark and Kebba Njie followed with a layup to quickly trim the Rutgers lead to five at 27-22 and force a Scarlet Knights timeout. The Nittany Lion defense held Rutgers without a field goal for the final 3:50 of the opening half, but the Scarlet Knights added five points from the free throw line to take a 32-24 lead into the locker room.

The Nittany Lions made five of their first seven shots of the second half to put together a 10-5 run and pull within three at 37-34 just over five minutes into the half.

Rutgers answered with a 14-4 run over the next 5:18 that was capped off by back-to-back 3-pointers by Aundre Hyatt to give the Scarlet Knights their largest lead yet at 51-38 with 8:28 to play. Penn State wouldn't get closer than eight the rest of the way as the Nittany Lions remained cold and Rutgers claimed the 65-45 win.

The Nittany Lions came into the game averaging 10.9 3-pointers per game and a 39.4 3FG%. Penn State made just four triples and shot just 15.4 percent from deep at Rutgers.

**GAME 21: Penn State 83, Michigan 61**  
Jan. 29, 2023 - Bryce Jordan Center - University Park, Pa.

Michigan 61 • 11-10,5-5 Big Te

#	Player	Total			3-Ptr			Rebounds			PF	TP	A	TO	Blk	Stl	Min
		FG-FGA	FG-FGA	FT-FTA	FG-FGA	FG-FGA	FT-FTA	Off	Def	Tot							
05	Terrance Williams II	f	3-6	0-2	1-1	2	4	6	0	7	2	0	0	0	0	27	
01	Hunter Dickinson	c	3-9	0-1	0-0	1	1	2	0	6	3	2	1	0	24		
00	Dug McDaniel	g	1-7	0-3	2-2	1	1	2	0	4	3	0	1	1	31		
02	Kobe Bufkin	g	4-10	0-3	0-0	0	6	6	2	8	2	1	1	2	29		
13	Jett Howard	g	8-13	5-7	0-0	0	0	0	1	21	1	3	0	0	27		
11	Isaiah Barnes	g	0-1	0-0	0-0	0	0	0	0	0	0	0	0	0	5		
15	Joey Baker	g	1-5	0-3	0-1	1	2	3	2	1	0	0	0	0	17		
25	Jace Howard	g	2-4	1-3	1-2	1	2	3	1	6	1	0	0	1	17		
32	Tarris Reed Jr.	g	1-2	0-0	1-2	0	4	4	0	3	0	2	0	0	16		
42	Will Tschetter	g	2-2	0-0	0-0	0	0	0	0	4	0	0	0	0	5		
45	Cooper Smith	g	0-0	0-0	0-0	0	0	0	1	0	1	0	0	0	2		
Team						1	0	1									
Totals			25-59	6-22	5-8	7	20	27	8	61	14	8	3	4	200		
FG % 1st Half:		14-31	45.2%	2nd half:	11-28	39.3%	Game:		25-59	42.4%	Deadball Rebounds						
3FG % 1st Half:		4-13	30.8%	2nd half:	2-9	22.2%	Game:		6-22	27.3%	1						
FT % 1st Half:		0-1	0.0%	2nd half:	5-7	71.4%	Game:		5-8	62.5%							

Penn State 83 • 14-7,5-5 Big Ten

#	Player	Total			3-Ptr			Rebounds			PF	TP	A	TO	Blk	Stl	Min
		FG-FGA	FG-FGA	FT-FTA	FG-FGA	FG-FGA	FT-FTA	Off	Def	Tot							
01	Seth Lundy	f	7-14	4-9	4-5	2	5	7	2	22	1	1	1	0	35		
04	Caleb Dorsey	f	0-2	0-2	0-0	0	2	2	0	1	0	0	0	1	17		
24	Henn, Michael	f	4-4	2-2	0-0	1	1	2	2	10	3	1	0	0	24		
10	Funk, Andrew	g	7-12	4-9	1-1	0	7	7	0	19	2	0	0	1	34		
22	Pickett, Jalen	g	10-17	2-4	3-4	0	8	8	0	25	8	4	0	2	34		
00	Kanye Clary	g	0-0	0-0	0-0	0	0	0	0	0	0	0	0	1	04		
02	Myles Dread	g	1-4	1-4	0-0	1	1	2	1	3	1	0	0	0	23		
03	Kebba Njie	g	1-2	0-0	0-0	1	2	3	1	2	0	2	0	1	10		
05	Jameel Brown	g	0-0	0-0	0-0	0	0	0	0	0	0	0	0	0	0+		
11	Wynter, Camren	g	1-2	0-0	0-0	1	2	3	1	2	4	1	0	1	23		
12	Mahaffey, Evan	g	0-0	0-0	0-0	0	0	0	0	0	0	0	0	0	0+		
14	Lilley, Demetrius	g	0-0	0-0	0-0	0	0	0	0	0	0	0	0	0	0+		
15	Conlan, Dan	g	0-0	0-0	0-0	0	0	0	0	0	0	0	0	0	0+		
Team						1	1	2									
Totals			31-57	13-30	8-10	7	29	36	9	83	20	9	1	7	200		
FG % 1st Half:		19-31	61.3%	2nd half:	12-26	46.2%	Game:		31-57	54.4%	Deadball Rebounds						
3FG % 1st Half:		9-17	52.9%	2nd half:	4-13	30.8%	Game:		13-30	43.3%	1						
FT % 1st Half:		2-2	100.0%	2nd half:	6-8	75.0%	Game:		8-10	80.0%							

Officials: Clarence Armstrong, Courtney Green, Jeffrey Anderson  
Technical fouls: Michigan-None, Penn State-None.  
Attendance: 12047

2022-23 Men's Basketball. Round: 0. Michigan vs Penn St.. Played at Bryce Jord

Score by periods	1st	2nd	Total
Michigan	32	29	61
Penn State	49	34	83

**NITTANY LIONS ROAR TO DOMINANT 83-61 WIN OVER MICHIGAN**

Penn State earned its largest win over Michigan in program history as the Nittany Lions dominated the Wolverines in an 83-61 victory inside the Bryce Jordan Center.

Penn State put together a 42-11 run over a 14:43 stretch that spanned the last four minutes of the first half and first 10 minutes of the second half as the Nittany Lions turned a one-point lead into a 32-point edge. The game-defining stretch started with an 18-0 Penn State streak in the waning minutes of the first half as Michael Henn, Andrew Funk and Seth Lundy combined to go 5-for-5 from deep during the streak.

Jalen Pickett put together another stellar performance, finishing with a game-high 25 points, eight rebounds and eight assists. Seth Lundy added 22 points and seven rebounds. Funk finished with 19 points while Henn added 10 in his first start in a Penn State uniform.

The Nittany Lions are now 14-7 on the season, matching the season total in wins from the 2021-22 season with at least 11 guaranteed games remaining.

Penn State's 22-point win is its largest ever over Michigan. The previous largest margin of victory was an 18-point Penn State win (70-52) on Jan. 2, 1999.

Penn State's 49 points in the first half were its most in an opening frame since December 20, 2019, when the Nittany Lions scored 51 in the first half against Central Connecticut State.

Penn State held Michigan All-American center Hunter Dickinson to a season-low six points and two rebounds. Dickinson was 3-for-9 from the field.

Penn State finished the game with 20 assists, its fourth 20-assist game of the season and first in Big Ten play.

**GAME 22: #1 Purdue 80, Penn State 60**  
Feb. 1, 2023 - Mackey Arena - West Lafayette, Ind.

Penn State 60 • 14-8,5-6 Big Ten

#	Player	Total			3-Ptr			Rebounds			PF	TP	A	TO	Blk	Stl	Min
		FG-FGA	FG-FGA	FT-FTA	FG-FGA	FG-FGA	FT-FTA	Off	Def	Tot							
01	Seth Lundy	f	7-12	3-6	1-1	1	5	6	2	18	0	0	0	0	29		
04	Caleb Dorsey	f	1-2	0-1	0-0	0	2	2	0	2	0	0	1	0	14		
24	Henn, Michael	f	4-8	3-6	0-0	0	0	0	4	11	5	0	0	0	29		
10	Funk, Andrew	g	1-9	0-6	0-0	0	1	1	0	2	0	0	0	0	30		
22	Pickett, Jalen	g	5-11	2-4	0-0	0	5	5	1	12	7	2	0	1	34		
00	Kanye Clary	g	0-1	0-0	0-0	1	0	1	0	1	0	0	0	0	6		
02	Myles Dread	g	1-3	1-3	0-0	0	0	0	0	3	0	0	0	0	16		
03	Kebba Njie	g	0-0	0-0	0-0	0	0	0	0	3	0	0	0	0	7		
05	Jameel Brown	g	0-0	0-0	2-3	0	1	1	0	2	0	0	0	1	3		
11	Wynter, Camren	g	1-3	1-1	0-0	0	1	1	2	3	0	4	0	1	15		
12	Mahaffey, Evan	g	3-3	1-1	0-0	0	0	0	1	7	2	0	0	0	14		
23	Johnson, Dallion	g	0-1	0-1	0-0	0	0	0	0	0	1	1	0	0	3		
Team						0	2	2									
Totals			23-53	11-29	3-4	2	17	19	14	60	16	7	1	3	200		
FG % 1st Half:		12-28	42.9%	2nd half:	11-25	44.0%	Game:		23-53	43.4%	Deadball Rebounds						
3FG % 1st Half:		5-15	33.3%	2nd half:	6-14	42.9%	Game:		11-29	37.9%	1,1						
FT % 1st Half:		0-0	0.0%	2nd half:	3-4	75.0%	Game:		3-4	75.0%							

Purdue 80 • 22-1,11-1 Big Te

#	Player	Total			3-Ptr			Rebounds			PF	TP	A	TO	Blk	Stl	Min
		FG-FGA	FG-FGA	FT-FTA	FG-FGA	FG-FGA	FT-FTA	Off	Def	Tot							
01	Caleb Furst	f	1-4	0-2	1-2	1	3	4	0	3	1	0	0	0	16		
15	Zach Edey	c	7-9	0-0	4-5	7	6	13	1	18	1	1	1	1	29		
02	Fletcher Loyer	g	2-8	1-3	0-0	0	2	2	1	5	4	2	0	2	29		
03	Braden Smith	g	4-9	1-6	0-0	0	5	5	2	9	9	0	0	1	35		
25	Ethan Morton	g	2-5	2-4	0-0	1	5	6	3	6	2	1	1	1	30		
00	Mason Gillis	g	10-14	9-12	0-1	0	3	3	0	29	0	1	0	0	24		
04	Trey Kaufman-Renn	g	1-1	0-0	2-2	1	0	1	0	4	2	1	0	1	11		
05	Brandon Newman	g	0-3	0-2	2-2	0	2	2	0	2	0	0	0	0	10		
11	Brian Waddell	g	0-0	0-0	0-0	0	0	0	0	0	0	0	0	0	3		
14	David Jenkins Jr.	g	1-2	1-2	1-2	0	2	2	4	0	0	0	0	0	13		
Team						0	0	0									
Totals			28-55	14-31	10-14	10	28	38	9	80	19	7	2	6	200		
FG % 1st Half:		14-32	43.8%	2nd half:	14-23	60.9%	Game:		28-55	50.9%	Deadball Rebounds						
3FG % 1st Half:		6-18	33.3%	2nd half:	8-13	61.5%	Game:		14-31	45.2%	3						
FT % 1st Half:		1-3	33.3%	2nd half:	9-11	81.8%	Game:		10-14	71.4%							

Officials: Brian Dorsey, Paul Szelc, Doug Simmons  
Technical fouls: Penn State-None, Purdue-None.  
Attendance: 14876  
2022-23 Men's Basketball. Round: 0. Purdue vs Penn St.. Played at Mackey Arena

Score by periods	1st	2nd	Total
Penn State	29	31	60
Purdue	35	45	80

**PENN STATE FALLS AT #1 PURDUE**

Penn State fell victim to a hot-shooting Boilermaker squad in an 80-60 road loss at #1 Purdue inside Mackey Arena.

Seth Lundy led the Nittany Lions with 18 points and six rebounds. Jalen Pickett contributed 12 points, seven assists and five rebounds, while Michael Henn added 11 points.

The Boilermakers came into the game shooting just 33.2 percent from 3-point range on the season, but went off for 14 3-pointers on a 45.2% clip from beyond the arc. Mason Gillis set a new Mackey Arena record with nine 3-pointers.

Michael Henn made a trio of 3-pointers in the first six minutes to provide early offense as the score was knotted at 11-11 at the first media timeout. Penn State went cold for the next few minutes as the Boilermakers strung together a 9-0 streak that gave them an early 23-13 edge midway through the first half.

Purdue pulled ahead by as much as 12 at 32-20 at the 4:45 mark of the first half, but Penn State answered back with a strong close to the term. The Nittany Lions made five of their final seven shots from the field and limited Purdue to just one field goal in the final 4:44 as Penn State trimmed the Boilermaker lead down to six at 35-29 heading into the locker room.

A Jalen Pickett layup opened the second half to pull the Nittany Lions within four, but Purdue's Mason Gillis promptly drilled three-straight triples to put Penn State back in a double-digit hole at 44-31 and force a Nittany Lion timeout just over two minutes into the second half. Purdue stayed hot while Penn State struggled to convert its looks and the Boilers worked their lead to 61-35 with 10:54 to play. Penn State fought back with a 13-3 streak over a 2:13 stretch thanks to seven points from Seth Lundy and six from Jalen Pickett to trim the Purdue lead to 64-48 with 8:41 left on the clock. The Nittany Lions wouldn't get any closer the rest of the way, however, as #1 Purdue claimed the 80-60 win.

**GAME 23: Nebraska 72, Penn State 63**  
Feb. 5, 2023 - Pinnacle Bank Arena - Lincoln, Neb.

Penn State 63 • 14-9,5-7 Big Ten

#	Player	Total			3-Ptr			Rebounds			PF	TP	A	TO	Blk	Stl	Min
		FG-FGA	FG-FGA	FT-FTA	FG-FGA	FG-FGA	FT-FTA	Off	Def	Tot							
01	Seth Lundy	f	8-15	8-13	0-0	1	6	7	1	24	1	1	2	1	37		
04	Caleb Dorsey	f	0-1	0-1	0-0	0	1	1	0	0	0	0	0	8			
24	Henn, Michael	f	1-4	0-1	0-0	1	2	3	1	2	0	0	0	10			
10	Funk, Andrew	g	5-9	4-8	0-0	0	1	1	2	14	2	2	1	25			
22	Pickett, Jalen	g	7-13	1-3	0-0	1	6	7	4	15	7	1	0	40			
00	Kanye Clary	g	0-2	0-0	0-0	0	1	1	0	0	1	1	0	10			
02	Myles Dread	g	0-6	0-6	0-0	0	2	2	2	0	0	0	0	15			
03	Kebba Njie	g	1-2	0-0	1-4	5	4	9	2	3	0	1	0	17			
11	Wynter, Camren	g	0-3	0-3	0-0	0	0	0	3	0	5	1	0	1			
12	Mahaffey, Evan	g	1-2	0-0	0-0	0	1	1	0	2	0	0	0	3			
23	Johnson, Dallion	g	1-3	1-3	0-0	0	0	0	0	3	0	0	0	9			
Team						0	0	0				1					
Totals			24-60	14-38	1-4	8	24	32	15	63	16	8	3	3	200		

FG % 1st Half:	11-31	35.5%	2nd half:	13-29	44.8%	Game:	24-60	40.0%
3FG % 1st Half:	4-8	50.0%	2nd half:	8-21	38.1%	Game:	14-38	36.8%
FT % 1st Half:	0-0	0.0%	2nd half:	1-4	25.0%	Game:	1-4	25.0%

Nebraska 72 • 11-13,4-9 Big Ten

#	Player	Total			3-Ptr			Rebounds			PF	TP	A	TO	Blk	Stl	Min
		FG-FGA	FG-FGA	FT-FTA	FG-FGA	FG-FGA	FT-FTA	Off	Def	Tot							
13	Derrick Walker	f	3-8	0-0	3-7	1	5	6	2	9	7	4	1	0	34		
05	Sam Griesel	g	3-7	0-2	1-1	0	7	7	2	7	3	0	0	1	36		
10	Jamarques Lawrence	g	3-6	2-2	0-0	0	9	9	0	11	3	0	1	2	30		
12	Denim Dawson	g	2-3	0-1	0-2	0	3	3	0	4	2	1	0	0	29		
30	Keisei Tominaga	g	12-18	5-10	1-2	1	2	3	1	30	1	0	0	0	31		
00	C.J. Wilcher	g	1-4	0-2	0-0	0	1	1	1	2	0	1	0	2	14		
01	Sam Hoiberg	g	2-3	0-0	3-4	0	2	2	0	7	1	0	0	1	20		
32	Wilhelm Breidenbach	g	1-2	0-1	0-0	1	0	1	0	2	0	1	0	0	6		
Team						1	0	1									
Totals			27-51	8-20	10-18	4	29	33	6	72	17	7	2	6	200		

FG % 1st Half:	15-27	55.6%	2nd half:	12-24	50.0%	Game:	27-51	52.9%
3FG % 1st Half:	4-8	50.0%	2nd half:	4-12	33.3%	Game:	8-20	40.0%
FT % 1st Half:	3-5	60.0%	2nd half:	7-13	53.8%	Game:	10-18	55.6%

Officials: Keith Kimble, John Higgins, Kipp Kissinger  
Technical fouls: Penn State-None, Nebraska-None.  
Attendance: 14385  
2022-23 Men's Basketball. Round: 0. Nebraska vs Penn St., Played at Pinnacle B

Score by periods	1st	2nd	Total
Penn State	28	35	63
Nebraska	37	35	72

**NITTANY LIONS FALL SHORT AT NEBRASKA**

Penn State fought until the finish but couldn't overcome a slow start in a 72-63 loss at Nebraska.

The Nittany Lions trailed by as much as 15 in the first half and were within three in the final minutes, but Nebraska held on for the 72-63 victory.

Senior Seth Lundy drilled eight 3-pointers to finish with a team-high 24 points. Jalen Pickett tallied 15 points, seven rebounds and seven assists, while Andrew Funk finished with 14 points.

The Huskers held a two-point lead at 15-13 just over five minutes into the game before rattling off an 11-0 run over the next four minutes to take a 26-13 advantage midway through the first half. A Kebba Njie putback was followed by Lundy's third 3-pointer of the night and a Pickett basket as Penn State found its footing to snap the Husker streak and pull within six at 26-20 with 7:10 left on the first-half clock. Nebraska answered back with an 11-2 run over the next three minutes to put Penn State in a 15-point hole at 37-22. Lundy nailed back-to-back triples, his fourth and fifth of the game, to end the first half as Penn State kept Nebraska off the board for the final 3:20 to pull within single digits at 37-28 heading into halftime.

Nebraska's Keisei Tominaga opened the second half with a 3-pointer, but Penn State responded quickly and made three triples of its own in the next four minutes as the Nittany Lions went on an 11-5 streak to narrow the Husker lead to six at 45-39. The teams exchanged runs before back-to-back 3-pointers from Funk had the Nittany Lions within three at 53-50 with 8:51 to play. Penn State was still within three three minutes later before Tominaga scored the next five to put the Husker lead at 62-54. Back-to-back Pickett baskets had Penn State back within four at 62-58 with 3:21 left on the clock. Nebraska worked its lead to nine before Funk drilled a trey with 40 seconds to play that made it a two-possession game once again at 69-63, but the Huskers defense kept the Nittany Lions off the board the rest of the way as Nebraska walked away with the 72-63 win.

**GAME 24: Wisconsin 79, Penn State 74 (OT)**  
Feb. 8, 2023 - Bryce Jordan Center - University Park, Pa.

Wisconsin 79 • 14-9,6-7 Big Ten

#	Player	Total			3-Ptr			Rebounds			PF	TP	A	TO	Blk	Stl	Min
		FG-FGA	FG-FGA	FT-FTA	FG-FGA	FG-FGA	FT-FTA	Off	Def	Tot							
05	Tyler Wahl	f	6-10	0-1	4-6	1	5	6	1	16	8	1	2	1	43		
22	Steven Crowl	f	5-5	0-0	1-3	1	7	8	3	11	4	2	0	0	24		
03	Connor Essegian	g	6-9	4-7	2-2	0	1	1	3	18	1	1	0	1	34		
11	Max Klesmit	g	2-5	0-2	1-2	0	3	3	3	5	1	0	0	0	38		
23	Chucky Hepburn	g	6-16	5-9	2-4	0	1	1	1	19	0	3	0	1	40		
02	Jordan Davis	g	3-5	2-3	0-0	0	5	5	0	8	0	0	0	1	18		
04	Kamari McGee	g	0-0	0-0	0-0	0	0	0	1	0	1	0	0	5			
14	Carter Gilmore	g	0-3	0-2	2-2	1	1	2	4	2	1	1	0	1	23		
Team						0	0	0									
Totals			28-53	11-24	12-19	3	23	26	16	79	16	8	2	5	225		

FG % 1st Half:	12-23	52.2%	2nd half:	13-26	50.0%	OT:	3-4	75.0%
3FG % 1st Half:	4-9	44.4%	2nd half:	6-14	42.9%	OT:	1-1	100.0%
FT % 1st Half:	7-8	87.5%	2nd half:	1-3	33.3%	OT:	4-8	50.0%

Penn State 74 • 14-10,5-8 Big Ten

#	Player	Total			3-Ptr			Rebounds			PF	TP	A	TO	Blk	Stl	Min
		FG-FGA	FG-FGA	FT-FTA	FG-FGA	FG-FGA	FT-FTA	Off	Def	Tot							
01	Seth Lundy	f	5-9	4-8	0-0	1	8	9	4	14	0	0	1	3	35		
24	Henn, Michael	f	1-1	1-1	0-0	2	0	2	2	3	3	1	0	0	17		
10	Funk, Andrew	g	2-7	2-6	4-5	0	2	2	3	10	0	2	0	1	40		
11	Wynter, Camren	g	7-13	0-1	1-2	0	1	1	2	15	1	2	0	1	40		
22	Pickett, Jalen	g	8-19	1-5	0-0	1	7	8	5	17	8	2	0	0	42		
00	Kanye Clary	g	1-2	0-0	1-2	0	0	0	2	3	0	2	0	0	7		
02	Myles Dread	g	2-2	1-1	0-0	0	1	1	0	5	0	1	0	0	17		
03	Kebba Njie	g	2-3	0-0	0-0	2	4	6	1	4	1	0	0	0	17		
12	Mahaffey, Evan	g	0-1	0-0	1-2	0	0	0	1	1	0	0	0	5			
23	Johnson, Dallion	g	1-2	0-1	0-0	0	0	0	1	2	0	0	0	0	5		
Team						1	1	2									
Totals			29-59	9-23	7-11	7	24	31	21	74	13	11	1	5	225		

FG % 1st Half:	13-29	44.8%	2nd half:	13-21	61.9%	OT:	3-9	33.3%
3FG % 1st Half:	2-9	22.2%	2nd half:	7-9	77.8%	OT:	0-5	0.0%
FT % 1st Half:	1-2	50.0%	2nd half:	6-9	66.7%	OT:	0-0	0.0%

Officials: Chris Beaver, Brooks Wells, Larry Scirotto  
Technical fouls: Wisconsin-None, Penn State-None.  
Attendance: 7213  
2022-23 Men's Basketball. Round: 0. Penn St. vs Wisconsin. Played at Bryce Jordan

Score by periods	1st	2nd	OT	Total
Wisconsin	35	33	11	79
Penn State	29	39	6	74

**PENN STATE DROPS OVERTIME HEARTBREAKER TO WISCONSIN**

Penn State battled to force overtime against Wisconsin, but the Badgers claimed a 79-74 overtime victory inside the Bryce Jordan Center.

Penn State erased an eight-point deficit with a 7-for-9 showing from 3-point range in the second half, including a game-tying triple from Seth Lundy with 23 seconds left in regulation. The Nittany Lions went cold in the overtime period as Wisconsin snagged the victory.

Jalen Pickett led Pen State with 17 points, eight rebounds and eight assists. Camren Wynter followed with 15 points, while Seth Lundy contributed 14 points, nine rebounds, three steals and a block.

Penn State started 3-for-4 from the floor but went cold over the next few minutes as the Badgers were able to take an early 18-12 lead through the first 10 minutes of the game. A Dallion Johnson layup at the 9:50 mark helped the Nittany Lion offense come to life as Penn State made six of its next eight shots to make it a two-point game at 24-22 with 6:32 left on the first-half clock. The Badgers answered with an 11-5 streak over the final five minutes of the half before Pickett tipped in a last-second layup and Wisconsin took a 35-29 lead into halftime.

A pair of Andrew Funk free throws and a Jalen Pickett jumper helped the Nittany Lions pull within two just over a minute into the second half. The teams traded buckets for the next 12 minutes, with the Badgers able to maintain a 56-54 advantage with under seven minutes left to play. The Nittany Lions kept pace with a 4-for-6 effort from behind the arc. A floater in the lane from Myles Dread knotted the game at 56. Following a Wisconsin 3-pointer, back-to-back triples from Funk and Seth Lundy gave the Nittany Lions a 62-59 lead with 4:14 left to play. Two lead changes over the next three minutes saw the squads deadlocked at 65 entering the final minute of play. Wisconsin's Chucky Hepburn made a 3-pointer with 33 seconds left to take a 68-65 advantage, before Lundy stepped up and connected on a deep triple of his own just ten seconds later to tie it up with 23 seconds left in regulation. The Penn State defense got the stop it needed on the other end to send the game to overtime at 68-68.

The Nittany Lions got good looks that didn't fall in overtime while the Badgers were 3-for-4 from the floor and added four free throws to grab the 79-74 overtime victory.

**GAME 25: Maryland 74, Penn State 68**  
Feb. 11, 2023 - Xfinity Center - College Park, Md.

Penn St. - 68		Record: 14-11 (5-9)												
NO.	Name	Min	FG	3P	FT	Rebounds	Fouls	TP	AS	TO	ST	Blocks	+/-	
			M-A	M-A	M-A	OR DR TOT	PF FD					BS BA		
1	Seth Lundy	F 33:28	3-7	3-6	2-3	0 7 7	3 3	11	0	1	0	1	0	-7
3	Kebeba Nije	F 12:01	0-1	0-0	0-0	0 1 1	2 0	0	0	2	0	1	0	-8
10	Andrew Funk	G 36:54	5-9	4-7	0-0	0 5 5	1 1	14	0	1	0	1	0	-7
11	Camren Wynter	G 17:58	0-3	0-1	0-0	0 1 1	1 0	0	2	3	0	1	1	-7
22	Jalen Pickett	G 38:47	7-11	1-2	0-1	1 2 3	1 5	15	5	3	0	2	0	-9
0	Kanye Clary	23:15	8-11	1-2	0-0	0 1 1	2 3	17	2	0	1	0	2	4
24	Michael Henn	04:34	0-3	0-1	0-0	1 1 2	0 0	0	0	0	1	0	1	-3
2	Myles Dread	21:35	4-8	3-7	0-0	0 0 0	5 0	11	1	1	1	0	0	0
23	Dallion Johnson	08:31	0-0	0-0	0-0	0 0 0	2 0	0	0	0	1	0	0	8
12	Evan Mahaffey	02:57	0-0	0-0	0-0	0 0 0	2 0	0	0	0	0	0	0	-2
Team						1 2 3								
Totals			27-53	12-26	2-4	3 20 23	19 12	68	10	13	4	6	4	-6

Technical Fouls: NONE

Maryland - 74		Record: 17-6 (8-6)												
NO.	Name	Min	FG	3P	FT	Rebounds	Fouls	TP	AS	TO	ST	Blocks	+/-	
			M-A	M-A	M-A	OR DR TOT	PF FD					BS BA		
10	Julian Reese	F 25:22	4-10	0-0	3-4	0 5 5	2 4	11	0	2	1	3	4	14
24	Donta Scott	F 37:41	4-11	1-5	0-0	2 8 10	2 1	9	4	2	0	0	2	2
0	Donaki Carey	G 21:23	2-4	1-3	0-0	0 1 1	1 2	5	0	1	0	0	0	8
1	Jahmir Young	G 36:03	5-10	2-4	6-9	2 2 4	2 6	18	4	1	1	0	0	11
13	Hakim Hart	G 38:27	8-10	2-4	5-6	0 5 5	0 6	23	4	1	2	0	0	9
2	Jahari Long	03:57	0-0	0-0	0-0	0 0 0	0 0	0	0	0	0	0	0	-5
15	Patrick Emillen	16:57	0-0	0-0	0-0	0 1 1	3 0	0	0	2	1	0	0	-4
23	Ian Martinez	20:10	2-2	0-0	4-4	0 0 0	1 2	8	0	0	0	1	0	-5
Team						0 2 2								
Totals			25-47	16-16	18-23	4 24 28	12 19	74	12	10	5	4	6	6

Technical Fouls: NONE

PSU		Terps	
Biggest lead	3 (2 <sup>nd</sup> 18:07)	13 (2 <sup>nd</sup> 0:57)	
Best Scoring Run	7 (1 <sup>st</sup> 2:24)	9 (2 <sup>nd</sup> 16:10)	
Lead Changes	2		
Times Tied	4		
Time with Lead	00:47	36:37	

Points from	PSU		Terps	
	Turnovers	6	17	
Paint	20	28		
Second Chance	2	5		
Fast Breaks	7	10		
Bench	28	8		

Period by Period Scoring	1st		2nd		TOT
	PSU	28	40	68	
Terps	31	43	74		

**NITTANY LIONS DROP TIGHT ROAD BATTLE AT MARYLAND**

Penn State dropped a tough 74-68 road battle at Maryland Saturday afternoon inside the Xfinity Center.

Penn State erased an early 11-point deficit to take a brief lead in the second half, but the Terrapins used a 16-5 run in a late seven-minute stretch to pull away.

Freshman Kanye Clary led five Nittany Lions in double figures with 17 points and didn't turn the ball over in 23 minutes of action. Jalen Pickett tallied 15 points, Andrew Funk had 14, and Seth Lundy and Myles Dread finished with 11 points apiece.

The Nittany Lions started cold, making just one of their first 10 shots, as Maryland was able to jump out to an 11-3 lead eight minutes into the game. The Terp lead reached 21-9 at the 7:22 mark before a Clary fast-break layup sparked Penn State's half-closing run.

The Nittany Lions made eight of their final nine shots of the half, including 3-pointers from Funk, Dread and Lundy, as Penn State was able to pull within three of the Terrapins at 31-28 heading into the locker room.

Pickett scored seven points in the first 1:53 of the second half as Penn State opened the term on a 7-1 run to take a 35-32 lead.

Maryland answered right back with a 9-0 streak before Funk's third three of the night sparked another Nittany Lion spurt. Penn State held the Terps scoreless for over three minutes as the Nittany Lions pulled back within one at 43-42 with 11:49 to play.

Penn State remained within one at 51-50 following a Lundy triple before Maryland strung together a 13-2 run over the next 6:17 to pull ahead 64-52 with under three minutes to play. The Nittany Lions were ice cold during the stretch, going 1-for-8 from the field and 0-for-5 from 3-point range, until Funk nailed another triple at the 2:06 mark. Penn State fought all the way to the horn and ended the game on a 16-10 scoring run, but was unable to overcome the Terrapins, falling 74-68.

**GAME 26: Penn State 93, Illinois 81**  
Feb. 14, 2023 - Bryce Jordan Center - University Park, Pa.

Illinois - 81		Record: 17-8												
NO.	Name	Min	FG	3P	FT	Rebounds	Fouls	TP	AS	TO	ST	Blocks	+/-	
			M-A	M-A	M-A	OR DR TOT	PF FD					BS BA		
24	Matthew Mayer	F 31:07	3-6	2-5	3-5	0 7 7	2 3	11	3	1	0	0	0	-7
33	Coleman Hawkins	F 34:51	5-12	2-6	0-0	1 4 5	0 0	12	2	0	1	1	0	-17
42	Dain Daijia	F 18:01	3-6	0-0	3-3	1 3 4	1 5	9	1	2	0	0	0	-7
0	Terrence Shannon Jr.	G 34:50	5-14	1-5	9-10	1 2 3	5 7	20	4	2	3	0	1	-12
3	Jayden Epps	G 29:20	6-13	0-7	0-0	1 1 1	1 1	10	0	0	0	0	0	-12
20	Ty Rodgers	G 25:30	5-6	0-0	1-2	4 4 8	3 1	11	3	1	1	0	0	-7
1	Seniore Harris	13:14	0-1	0-1	0-0	0 1 1	3 0	0	0	1	1	0	0	5
10	Luke Goode	10:11	1-2	1-2	0-0	0 0 0	1 1	0	0	0	0	0	0	-5
15	RJ Melendez	02:56	1-1	1-1	0-0	0 0 0	1 0	0	0	1	1	0	0	2
Team						0 2 2								
Totals			29-61	7-27	16-20	7 25 32	17 16	81	13	8	7	3	1	-12

Technical Fouls: NONE

Penn St. - 93		Record: 15-11												
NO.	Name	Min	FG	3P	FT	Rebounds	Fouls	TP	AS	TO	ST	Blocks	+/-	
			M-A	M-A	M-A	OR DR TOT	PF FD					BS BA		
1	Seth Lundy	F 31:51	5-10	3-6	2-3	0 7 7	2 2	15	2	2	1	0	0	6
3	Kebeba Nije	F 12:18	1-1	0-0	1-2	1 4 5	3 1	3	0	0	0	1	0	3
10	Andrew Funk	G 36:04	4-10	2-6	0-0	0 2 2	0 0	10	2	1	1	0	1	11
11	Camren Wynter	G 22:35	2-3	0-1	0-0	0 2 2	2 1	4	0	1	0	0	0	-5
22	Jalen Pickett	G 38:59	15-20	5-9	6-6	0 2 2	2 1	41	8	2	1	0	0	17
0	Kanye Clary	22:23	4-8	1-2	3-4	0 3 3	2 3	12	0	0	0	0	2	12
2	Myles Dread	21:18	1-3	1-3	0-0	0 1 1	0 0	3	0	0	0	0	0	13
24	Michael Henn	05:00	1-1	0-0	0-0	1 1 2	3 0	2	0	1	0	0	0	1
12	Evan Mahaffey	06:46	0-0	0-0	3-4	1 2 3	3 2	3	0	0	0	0	0	4
5	Jameel Brown	02:46	0-1	0-1	0-0	0 0 0	0 0	0	0	0	0	0	0	-2
Team						0 3 3								
Totals			33-57	12-28	15-19	3 27 30	16 17	93	13	7	3	1	3	12

Technical Fouls: NONE

ILL		PSU	
Biggest lead	0 (1 <sup>st</sup> 20:00)	17 (2 <sup>nd</sup> 1:31)	
Best Scoring Run	6 (1 <sup>st</sup> 10:47)	7 (1 <sup>st</sup> 14:10)	
Lead Changes	0		
Times Tied	2		
Time with Lead	00:00	38:07	

Points from	ILL		PSU	
	Turnovers	7	17	
Paint	38	30		
Second Chance	11	4		
Fast Breaks	8	10		
Bench	17	20		

Period by Period Scoring	1st		2nd		TOT
	ILL	40	41	81	
PSU	53	40	93		

**PICKETT'S 41-POINT GAME POWERS PENN STATE TO 93-81 WIN OVER ILLINOIS**

Point guard Jalen Pickett put together the first 40-point game by a Penn State player since 1961 to lead the Nittany Lions to a 93-81 win over Illinois and a regular-season sweep of the Illini inside the Bryce Jordan Center.

Pickett scored 41 points on 15-of-20 shooting while adding eight assists. Pickett's 41-point game is the sixth 40-point game in Penn State history and the first since 1961. His 41 points set a Bryce Jordan Center record and are the most points scored by a Big Ten player this season.

Pickett scored his 2,000th career point with his 19th point of the game late in the first half. Pickett is the only active Division I player with 2,000+ career points, 600+ career rebounds and 700+ career assists.

The Nittany Lions had a well-rounded team effort to compliment Pickett's historic performance. Seth Lundy finished with 15 points and seven rebounds. Kanye Clary tallied his second-straight double-digit game with 12 points, while Andrew Funk added 10.

Penn State completed the regular-season sweep of the Illini. The Nittany Lions defeated then-No. 17 Illinois 74-59 on Dec. 10 in Champaign, Ill.

Jalen Pickett put together the sixth 40-point game in Penn State history and the first since 1961. He is just the third player in program history to have a 40-point game (Jesse Arnette 4x, Gene Harris).

Pickett's 41 points set a Bryce Jordan Center record. The previous BJC record was 39 that was set by Campbell's Chris Clemons on Nov. 10, 2017. The previous record for a Penn State player in the BJC was D.J. Newbill's 37 points in an overtime game vs. Purdue on Jan. 17, 2015.

Pickett scored his 2,000th career point with a 3-pointer at the 2:51 mark of the first half.

Penn State scored 53 points in the first half, the first time it has scored 50-plus in the opening half since December 20, 2019, against Central Connecticut State (51). Penn State finished the game shooting 57.9 percent (33-for-57) from the field, its highest mark in conference competition this season.

**GAME 27: Penn State 76, Minnesota 69**  
Feb. 18, 2023 - Williams Arena - Minneapolis, Minn.

Penn St. - 76		Record: 16-11 (7-9)																
NO.	Name	Min	FG	3P	FT	Rebounds			Fouls		TP	AS	TO	ST	Blocks		+/-	
						OR	DR	TOT	PF	FD					BS	BA		
1	Seth Lundy	F 34:52	4-11	1-7	0-0	1	3	4	1	0	9	1	0	1	1	0	6	
3	Kebba Njie	F 11:38	1-2	0-0	0-0	4	1	5	3	1	2	1	3	0	0	0	9	
10	Andrew Funk	G 33:09	4-8	3-6	0-0	1	2	3	1	1	11	1	0	1	0	1	14	
11	Camren Wynter	G 32:55	5-8	2-2	2-4	0	4	4	1	3	14	5	1	1	0	1	12	
22	Jalen Pickett	G 37:04	11-20	4-8	6-7	0	9	9	2	6	32	8	2	1	1	1	11	
0	Kanye Clary	11:00	1-4	0-0	0-0	0	1	1	1	0	2	0	0	1	0	1	-8	
24	Michael Henn	13:49	1-2	0-1	0-0	0	2	2	4	0	2	0	0	1	0	0	-1	
2	Myles Dread	18:36	0-2	0-2	0-0	0	0	0	2	2	0	0	1	0	0	0	-7	
12	Evan Mahaffey	06:57	1-1	0-0	2-2	0	1	1	1	2	4	1	0	0	0	0	-1	
Team						2			0		0		0		0		0	
<b>Totals</b>		28:58	10-26	10-13	8	23	31	16	15	76	17	7	5	3	4	7		

Shooting By Period			
1st FG%	18-30	60.0%	
3PT%	8-15	53.3%	
FT%	1-1	100%	
2nd FG%	10-28	35.7%	
3PT%	2-11	18.2%	
FT%	9-12	75%	
GM FG%	28-58	48.3%	
3PT%	10-26	38.5%	
FT%	10-13	76.9%	

Dead Ball Rebounds: 1, 0

Technical Fouls: NONE

Minnesota - 69		Record: 7-17 (1-13)																
NO.	Name	Min	FG	3P	FT	Rebounds			Fouls		TP	AS	TO	ST	Blocks		+/-	
						OR	DR	TOT	PF	FD					BS	BA		
1	Joshua Ola-Joseph	F 18:47	4-7	2-3	1-2	0	1	1	3	1	11	0	1	0	0	0	-18	
3	Dawson Garcia	F 31:04	9-14	2-4	3-5	1	6	7	3	5	23	0	5	1	0	1	11	
10	Jamison Battle	F 38:29	4-10	0-4	1-2	0	7	7	0	1	9	3	1	0	0	0	-2	
24	Jaden Henley	G 32:47	1-5	0-1	0-0	1	2	3	2	3	2	5	2	0	0	0	-2	
55	Talon Cooper	G 36:52	3-7	0-0	0-0	0	2	2	4	0	6	8	0	0	0	0	-4	
4	Braeden Carrington	07:13	0-1	0-0	0-0	0	2	2	0	0	0	1	0	0	0	0	-5	
21	Pharrel Payne	30:09	7-12	0-0	4-6	6	4	10	2	6	18	6	1	0	0	2	-7	
0	Taurus Samuels	03:08	0-0	0-0	0-0	0	0	0	1	0	0	0	0	0	0	0	-3	
25	Will Ramberg	01:31	0-0	0-0	0-0	0	0	0	0	0	0	0	0	0	0	0	-5	
Team						1			0		0		0		0		0	
<b>Totals</b>		28:56	4-12	9-15	9	24	33	15	16	69	22	11	1	4	3	-7		

Shooting By Period			
1st FG%	15-27	55.6%	
3PT%	3-5	60.0%	
FT%	2-3	66.7%	
2nd FG%	13-29	44.8%	
3PT%	1-7	14.3%	
FT%	7-12	58.3%	
GM FG%	28-56	50.0%	
3PT%	4-12	33.3%	
FT%	9-15	60.0%	

Dead Ball Rebounds: 2, 0

Technical Fouls: NONE

PSU		UMN		Points from Turnovers		PSU		UMN		Period by Period Scoring		
Biggest lead		10 (1st 0:37)		2 (1st 12:07)		16		6		1st 2nd TOT		
Best Scoring Run		11 (2nd 8:28)		7 (1st 12:07)		28		40		PSU 45 31 76		
Lead Changes		6		5		4		12		UMN 35 34 69		
Times Tied		7		6		6		0				
Time with Lead		31:40		02:10		8		18				

**NITTANY LIONS EARN 76-69 ROAD WIN AT MINNESOTA**

Jalen Pickett dazzled once again to lead the Penn State men's basketball team to its second-straight win with a 76-69 road victory at Minnesota Saturday night.

Pickett followed up his 41-point performance from Tuesday night with another monster effort, finishing with 32 points, nine rebounds and eight assists against the Gophers. Camren Wynter tallied 14 points, five assists and four rebounds, while Andrew Funk chipped in 11 points including a dagger of a 3-pointer in the final minutes.

The Nittany Lions worked their way to a 10-point halftime lead, 45-35. The Nittany Lions started the second half 0-for-11 from the field and Minnesota strung together a 13-1 run to erase the Penn State lead and pull in front at 48-46 just over six minutes into the term. The Gophers were up 52-50 three minutes later before Pickett drilled a key 3-pointer at the 11:28 mark that ignited an 11-0 Nittany Lion run. Pickett scored seven in the stretch while Seth Lundy added four and Penn State pulled back ahead by nine 61-52 with 8:26 to play.

Minnesota worked its way back within three at 67-64, but Pickett answered once again with a layup at the 3:32 mark that gave Penn State a 69-64 edge at the final media timeout. Funk nailed a dagger at the 1:20 mark to all but seal the 76-69 win for the Nittany Lions.

Pickett collected his 700th career rebound with his second board of the game midway through the first half and is now the first Division I men's college basketball player in at least the last 37 years to have career marks of 2,000+ points, 700+ rebounds and 700+ assists.

Pickett is the first Nittany Lion to post back-to-back 30-point games since Joe Crispin on Jan. 19 and 22, 2000.

Penn State scored 45 points in the first half, marking the fourth-straight half the Nittany Lions have scored 40 or more points dating back to the second half of the Feb. 11 game at Maryland.

The Nittany Lions defeated the Gophers in Minneapolis for just the fourth time in program history and for the first time since 2015.

**GAME 28: Penn State 75, Ohio State 71**  
Feb. 23, 2023 - Value City Arena - Columbus, Ohio

Penn State - 75		Record: 17-11 (8-9)																
NO.	Name	Min	FG	3P	FT	Rebounds			Fouls		TP	AS	TO	ST	Blocks		+/-	
						OR	DR	TOT	PF	FD					BS	BA		
1	Seth Lundy	F 32:49	5-9	4-8	5-8	0	5	5	1	4	19	2	0	0	0	0	3	
3	Kebba Njie	F 17:25	2-5	0-0	1-1	2	3	5	1	1	5	1	1	0	0	0	1	
10	Andrew Funk	G 27:15	0-2	0-0	0-0	0	1	1	3	0	0	0	0	0	0	0	10	
11	Camren Wynter	G 37:31	7-12	4-5	0-1	0	6	6	0	2	18	1	1	0	0	0	4	
22	Jalen Pickett	G 28:38	8-11	2-2	5-5	1	2	3	3	4	23	4	1	0	1	2	9	
12	Evan Mahaffey	18:59	2-3	0-0	0-0	1	2	3	0	0	4	1	0	0	0	1	-6	
0	Kanye Clary	15:02	3-7	0-1	0-0	0	1	1	0	0	6	0	0	0	0	0	-4	
2	Myles Dread	20:28	0-3	0-3	0-0	0	0	0	2	0	0	0	0	1	0	0	3	
24	Michael Henn	01:53	0-0	0-0	0-0	0	0	0	0	0	0	0	0	0	0	0	0	
Team						2			1		3		0		1		0	
<b>Totals</b>		27:52	10-19	11-15	6	21	27	10	11	75	9	4	1	1	3	4		

Shooting By Period			
1st FG%	13-28	46.4%	
3PT%	6-11	54.5%	
FT%	5-8	62.5%	
2nd FG%	14-24	58.3%	
3PT%	4-8	50.0%	
FT%	6-7	85.7%	
GM FG%	27-52	51.9%	
3PT%	10-19	52.6%	
FT%	11-15	73.3%	

Dead Ball Rebounds: 3, 0

Technical Fouls: NONE

Ohio State - 71		Record: 11-17 (3-14)																
NO.	Name	Min	FG	3P	FT	Rebounds			Fouls		TP	AS	TO	ST	Blocks		+/-	
						OR	DR	TOT	PF	FD					BS	BA		
10	Brice Sensabaugh	F 25:24	8-14	2-4	2-2	2	3	5	2	3	20	2	0	1	0	0	-6	
14	Justice Sueing	F 32:24	4-12	0-1	1-1	4	6	10	1	2	1	9	4	0	1	0	-9	
34	Felix Okpara	C 17:59	4-4	0-0	0-0	0	1	1	2	1	8	0	0	0	0	0	-1	
1	Roddy Gayle Jr.	G 11:54	1-3	1-2	0-0	0	2	2	2	1	0	3	0	0	0	0	-8	
2	Bruce Thornton	G 36:25	7-12	3-7	2-3	1	3	4	2	3	19	1	0	0	0	0	-3	
3	Eugene Brown III	15:32	0-1	0-0	0-0	1	0	1	0	0	0	0	0	0	1	0	2	
4	Sean McNeil	28:06	2-10	1-8	0-0	1	0	1	1	0	5	0	0	0	0	0	4	
13	Isaac Likekele	32:16	3-7	1-1	0-0	1	5	6	1	2	7	4	1	0	1	1	1	
Team						3			3		0		0		0		0	
<b>Totals</b>		29:63	8-23	5-6	13	20	33	11	10	71	11	1	1	1	3	1		

Shooting By Period			
1st FG%	15-29	51.7%	
3PT%	4-10	40.0%	
FT%	3-3	100%	
2nd FG%	14-34	41.2%	
3PT%	4-13	30.8%	
FT%	2-3	66.7%	
GM FG%	29-63	46.0%	
3PT%	8-23	34.8%	
FT%	5-6	83.3%	

Dead Ball Rebounds: 1, 0

Technical Fouls: NONE

PSU		OSU		Points from Turnovers		PSU		OSU		Period by Period Scoring		
Biggest lead		6 (1st 12:00)		4 (1st 4:46)		2		2		1st 2nd TOT		
Best Scoring Run		7 (1st 12:00)		8 (2nd 11:28)		24		28		PSU 37 38 75		
Lead Changes		20		5		11		10		OSU 37 34 71		
Times Tied		5		0 <th colspan="2">0 <th colspan="2">0 <th colspan="3"></th> </th></th>		0 <th colspan="2">0 <th colspan="3"></th> </th>		0 <th colspan="3"></th>				
Time with Lead		26:10		07:28		10		12				

**NITTANY LIONS WIN THIRD-STRAIGHT WITH 75-71 ROAD VICTORY AT OHIO STATE**

Penn State won its third-straight game with a gritty 75-71 road victory at Ohio State.

Jalen Pickett scored 14 of his game-high 23 points in the final 7:15 as Penn State closed the back-and-forth game on a 14-8 run and limited the Buckeyes to just four field goals in the final 7:30.

Pickett finished with 23 points, 21 of which were scored in the second half after battling first-half foul trouble. Seth Lundy tallied 19 points and five rebounds in another efficient performance, while Camren Wynter had a huge game with 18 points and six rebounds.

The score was knotted up at 37-37 heading into the locker room. A 10-5 Penn State run that was powered by seven Jalen Pickett points from the 16:42 to 13:59 mark of the second half gave the Nittany Lions a 55-49 edge six minutes into the stanza.

The Buckeyes responded with an 8-0 streak over the next two-plus minutes before back-to-back Wynter buckets snapped the streak and put the score at 59-57 with 10:05 to play. OSU was ahead 63-61 three minutes later before Pickett scored all nine points of a 9-2 Penn State streak and the Nittany Lions held the Buckeyes scoreless for a four-minute stretch to grab a 70-65 lead with 2:59 left on the clock.

The Buckeyes scored the next two baskets to pull within one at 70-69 with 1:24 left. Pickett stepped up with a massive and-one at the 59 second mark to give Penn State a four-point cushion at 73-69. The Buckeyes made a jumper before Pickett hit two free throws with 28 seconds left. The Nittany Lion defense held strong on the final possession despite a flurry of Ohio State offensive rebounds to walk away with the 75-71 win.

The Nittany Lions tallied their Penn State single-season record 295th 3-pointer of the season with Camren Wynter's triple at the 17:29 mark of the first half. The previous program record stood with the 2017-





2022-23 Penn St. Men's Basketball  
Season Schedule/Results & Leaders  
All games

Page 1/1  
as of Feb 24, 2023

Game Records

Record	Overall	Home	Away	Neutral
ALL GAMES	17-11	12-3	3-7	2-1
CONFERENCE	8-9	5-3	3-6	0-0
NON-CONFERENCE	9-2	7-0	0-1	2-1

Team Results

Date	Opponent		Score	Att.	High Points	High Rebounds
11/07/2022	Winthrop	W	93-68	6572	(23) PICKETT, Jalen	(6) DORSEY, Caleb
11/10/2022	Loyola Maryland	W	90-65	6444	(18) WYNTER, Camren	(6) NJIE, Kebba
11/14/2022	Butler	W	68-62	6762	(15) PICKETT, Jalen	(10) PICKETT, Jalen
11/17/2022	vs Furman	W	73-68	2155	(20) PICKETT, Jalen (20) LUNDY, Seth	(7) LUNDY, Seth
11/18/2022	vs Virginia Tech	L	59-61	2030	(21) FUNK, Andrew	(9) LUNDY, Seth
11/20/2022	vs Colorado St.	W	68-56	5405	(17) LUNDY, Seth	(11) PICKETT, Jalen
11/25/2022	Lafayette	W	70-57	5652	(18) PICKETT, Jalen	(7) LUNDY, Seth
11/29/2022	at Clemson	Lot2	94-101	5861	(26) WYNTER, Camren	(12) LUNDY, Seth
12/07/2022	Michigan St.	L	58-67	8302	(16) LUNDY, Seth	(17) PICKETT, Jalen
12/10/2022	at Illinois	W	74-59	15544	(20) PICKETT, Jalen (20) FUNK, Andrew	(7) PICKETT, Jalen (7) LUNDY, Seth
12/18/2022	Canisius	W	97-67	4342	(16) PICKETT, Jalen	(8) NJIE, Kebba
12/22/2022	Quinnipiac	W	77-68	3804	(21) PICKETT, Jalen	(12) PICKETT, Jalen
12/29/2022	Delaware St.	W	60-46	5454	(15) LUNDY, Seth	(10) LUNDY, Seth
01/01/2023	Iowa	W	83-79	6060	(26) PICKETT, Jalen	(7) PICKETT, Jalen
01/04/2023	at Michigan	L	69-79	12707	(26) PICKETT, Jalen	(9) PICKETT, Jalen
01/08/2023	Purdue	L	63-76	8722	(26) PICKETT, Jalen	(9) PICKETT, Jalen
01/11/2023	Indiana	W	85-66	8502	(25) LUNDY, Seth	(6) LUNDY, Seth
01/17/2023	at Wisconsin	L	60-63	14236	(19) PICKETT, Jalen	(12) PICKETT, Jalen
01/21/2023	Nebraska	W	76-65	11297	(23) FUNK, Andrew	(13) PICKETT, Jalen
01/24/2023	at Rutgers	L	45-65	8038	(15) PICKETT, Jalen	(8) PICKETT, Jalen
01/29/2023	Michigan	W	83-61	12047	(25) PICKETT, Jalen	(8) PICKETT, Jalen
02/01/2023	at Purdue	L	60-80	14876	(18) LUNDY, Seth	(6) LUNDY, Seth
02/05/2023	at Nebraska	L	63-72	14385	(24) LUNDY, Seth	(9) NJIE, Kebba
02/08/2023	Wisconsin	Lot	74-79	7213	(17) PICKETT, Jalen	(9) LUNDY, Seth
02/11/2023	at Maryland	L	68-74	17950	(17) CLARY, Kanye	(7) LUNDY, Seth
02/14/2023	Illinois	W	93-81	7297	(41) PICKETT, Jalen	(7) LUNDY, Seth
02/18/2023	at Minnesota	W	76-69	11693	(32) PICKETT, Jalen	(9) PICKETT, Jalen
02/23/2023	at Ohio St.	W	75-71	11996	(23) PICKETT, Jalen	(6) WYNTER, Camren

Attendance Summary

	Games	Attend	Avg/Game
Home	15	108470	7231
Away	10	127286	12729
Neutral	3	9590	3197
<b>Total</b>	<b>28</b>	<b>245346</b>	<b>8762</b>



2022-23 Penn St. Men's Basketball  
Team Game-by-Game  
All games

Page 1/1  
as of Feb 24, 2023

Opponent	Date	Score		Total		3-Pointers		Free throws		Rebounds				PF	A	TO	BLK	STL	PTS	AVG
				FG-FGA	PCT	3FG-3FGA	PCT	FT-FTA	PCT	OFF	DEF	TOT	AVG							
Winthrop	11/07/2022	93-68	W	33-60	.550	18-38	.474	9-13	.692	6	25	31	31.0	15	24	11	5	8	93	93.0
Loyola Maryland	11/10/2022	90-65	W	33-57	.579	16-30	.533	8-11	.727	5	28	33	32.0	17	21	8	0	4	90	91.5
Butler	11/14/2022	68-62	W	27-59	.458	10-24	.417	4-5	.800	4	36	40	34.7	14	18	11	2	5	68	83.7
vs Furman	11/17/2022	73-68	W	27-59	.458	11-27	.407	8-9	.889	7	25	32	34.0	12	16	8	2	3	73	81.0
vs Virginia Tech	11/18/2022	59-61	L	23-56	.411	11-30	.367	2-4	.500	8	26	34	34.0	12	15	14	0	6	59	76.6
vs Colorado St.	11/20/2022	68-56	W	23-55	.418	9-28	.321	13-17	.765	3	32	35	34.2	13	7	8	1	3	68	75.2
Lafayette	11/25/2022	70-57	W	27-56	.482	11-27	.407	5-6	.833	6	27	33	34.0	14	17	8	2	6	70	74.4
at Clemson	11/29/2022	94-101	Lot2	29-71	.408	11-36	.306	25-29	.862	12	31	43	35.1	28	12	11	2	5	94	76.9
Michigan St.	12/07/2022	58-67	L	19-55	.345	8-27	.296	12-18	.667	5	29	34	35.0	15	11	9	4	4	58	74.8
at Illinois	12/10/2022	74-59	W	27-54	.500	12-24	.500	8-10	.800	3	23	26	34.1	15	13	9	1	9	74	74.7
Canisius	12/18/2022	97-67	W	40-69	.580	13-22	.591	4-8	.500	7	27	34	34.1	16	22	3	3	6	97	76.7
Quinnipiac	12/22/2022	77-68	W	28-68	.412	6-29	.207	15-17	.882	8	32	40	34.6	11	17	3	7	3	77	76.8
Delaware St.	12/29/2022	60-46	W	22-60	.367	9-36	.250	7-9	.778	9	29	38	34.8	9	14	11	3	7	60	75.5
Iowa	01/01/2023	83-79	W	30-55	.545	9-19	.474	14-16	.875	2	28	30	34.5	19	12	9	2	5	83	76.0
at Michigan	01/04/2023	69-79	L	26-58	.448	9-28	.321	8-11	.727	5	30	35	34.5	20	6	8	2	2	69	75.5
Purdue	01/08/2023	63-76	L	26-62	.419	8-22	.364	3-3	1.000	10	15	25	33.9	12	12	9	1	7	63	74.8
Indiana	01/11/2023	85-66	W	32-59	.542	18-31	.581	3-4	.750	3	26	29	33.6	15	19	7	4	6	85	75.4
at Wisconsin	01/17/2023	60-63	L	22-49	.449	8-20	.400	8-11	.727	4	28	32	33.6	21	10	10	5	3	60	74.5
Nebraska	01/21/2023	76-65	W	27-55	.491	11-30	.367	11-14	.786	4	29	33	33.5	22	12	10	0	4	76	74.6
at Rutgers	01/24/2023	45-65	L	18-54	.333	4-26	.154	5-9	.556	3	23	26	33.2	17	9	7	1	5	45	73.1
Michigan	01/29/2023	83-61	W	31-57	.544	13-30	.433	8-10	.800	7	29	36	33.3	9	20	9	1	7	83	73.6
at Purdue	02/01/2023	60-80	L	23-53	.434	11-29	.379	3-4	.750	2	17	19	32.6	14	16	7	1	3	60	73.0
at Nebraska	02/05/2023	63-72	L	24-60	.400	14-38	.368	1-4	.250	8	24	32	32.6	15	16	8	3	3	63	72.5
Wisconsin	02/08/2023	74-79	Lot	29-59	.492	9-23	.391	7-11	.636	7	24	31	32.5	21	13	11	1	5	74	72.6
at Maryland	02/11/2023	68-74	L	27-53	.509	12-26	.462	2-4	.500	3	20	23	32.2	19	10	13	6	4	68	72.4
Illinois	02/14/2023	93-81	W	33-57	.579	12-28	.429	15-19	.789	3	27	30	32.1	16	13	7	1	3	93	73.2
at Minnesota	02/18/2023	76-69	W	28-58	.483	10-26	.385	10-13	.769	8	23	31	32.0	16	17	7	3	5	76	73.3
at Ohio St.	02/23/2023	75-71	W	27-52	.519	10-19	.526	11-15	.733	6	21	27	31.9	10	9	4	1	1	75	73.4
<b>Total</b>		<b>2054</b>		<b>761-1620</b>	<b>.470</b>	<b>303-773</b>	<b>.392</b>	<b>229-304</b>	<b>.753</b>	<b>158</b>	<b>734</b>	<b>892</b>	<b>31.9</b>	<b>437</b>	<b>401</b>	<b>240</b>	<b>64</b>	<b>132</b>	<b>2054</b>	<b>73.4</b>
Opponents		1925		707-1615	.438	210-613	.343	301-431	.698	240	739	979	35.0	357	397	257	85	121	1925	68.8

Penn St. Averages

Games Played	Points/game	FG Pct	3FG Pct	FT Pct	Rebounds/game	Assists/game	Turnovers/game	Assist/Turnover ratio	Steals/game	Blocks/game
28	73.4	47.0	39.2	75.3	31.9	14.3	8.6	1.7	4.7	2.3



2022-23 Penn St. Men's Basketball  
Team High/Low Analysis  
All games

Page 1/4  
as of Feb 24, 2023

**Penn St. - Game Highs**

<b>POINTS</b>	97		Canisius (12/18/2022)
	94		at Clemson (11/29/2022)
	93		Illinois (02/14/2023)
	93		Winthrop (11/07/2022)
	90		Loyola Maryland (11/10/2022)
<b>FIELD GOALS MADE</b>	40		Canisius (12/18/2022)
	33		Illinois (02/14/2023)
	33		Loyola Maryland (11/10/2022)
	33		Winthrop (11/07/2022)
<b>FIELD GOAL ATTEMPTS</b>	71		at Clemson (11/29/2022)
	69		Canisius (12/18/2022)
<b>FIELD GOAL PERCENTAGE</b>	.580	(40-69)	Canisius (12/18/2022)
	.579	(33-57)	Illinois (02/14/2023)
	.579	(33-57)	Loyola Maryland (11/10/2022)
<b>3 PT FG MADE</b>	18		Indiana (01/11/2023)
	18		Winthrop (11/07/2022)
<b>3 PT FG ATTEMPTS</b>	38		at Nebraska (02/05/2023)
	38		Winthrop (11/07/2022)
<b>3 PT FG PERCENTAGE</b>	.591	(13-22)	Canisius (12/18/2022)
	.581	(18-31)	Indiana (01/11/2023)
<b>FREE THROWS MADE</b>	25		at Clemson (11/29/2022)
	15		Illinois (02/14/2023)
	15		Quinnipiac (12/22/2022)
<b>FREE THROW ATTEMPTS</b>	29		at Clemson (11/29/2022)
	19		Illinois (02/14/2023)
<b>FREE THROW PERCENTAGE</b>	1.000	(3-3)	Purdue (01/08/2023)
	.889	(8-9)	vs Furman (N) (11/17/2022)
<b>REBOUNDS</b>	43		at Clemson (11/29/2022)
	40		Quinnipiac (12/22/2022)
	40		Butler (11/14/2022)
<b>ASSISTS</b>	24		Winthrop (11/07/2022)
	22		Canisius (12/18/2022)
<b>STEALS</b>	9		at Illinois (12/10/2022)
	8		Winthrop (11/07/2022)
<b>BLOCKED SHOTS</b>	7		Quinnipiac (12/22/2022)
	6		at Maryland (02/11/2023)
<b>TURNOVERS</b>	14		vs Virginia Tech (N) (11/18/2022)
	13		at Maryland (02/11/2023)
<b>FOULS</b>	28		at Clemson (11/29/2022)
	22		Nebraska (01/21/2023)



2022-23 Penn St. Men's Basketball  
Team High/Low Analysis  
All games

**Opponent - Game Highs**

<b>POINTS</b>	101		at Clemson (11/29/2022)
	81		Illinois (02/14/2023)
	80		at Purdue (02/01/2023)
	79		Wisconsin (02/08/2023)
	79		at Michigan (01/04/2023)
<b>FIELD GOALS MADE</b>	32		at Clemson (11/29/2022)
	31		Purdue (01/08/2023)
<b>FIELD GOAL ATTEMPTS</b>	71		Quinnipiac (12/22/2022)
	67		Butler (11/14/2022)
<b>FIELD GOAL PERCENTAGE</b>	.554	(31-56)	Purdue (01/08/2023)
	.532	(25-47)	at Maryland (02/11/2023)
<b>3 PT FG MADE</b>	14		at Purdue (02/01/2023)
	12		Quinnipiac (12/22/2022)
<b>3 PT FG ATTEMPTS</b>	34		vs Furman (N) (11/17/2022)
	31		at Purdue (02/01/2023)
	31		Quinnipiac (12/22/2022)
<b>3 PT FG PERCENTAGE</b>	.524	(11-21)	at Clemson (11/29/2022)
	.458	(11-24)	Wisconsin (02/08/2023)
<b>FREE THROWS MADE</b>	26		at Clemson (11/29/2022)
	18		at Maryland (02/11/2023)
<b>FREE THROW ATTEMPTS</b>	37		at Clemson (11/29/2022)
	25		at Michigan (01/04/2023)
<b>FREE THROW PERCENTAGE</b>	.929	(13-14)	Winthrop (11/07/2022)
	.917	(11-12)	Butler (11/14/2022)
<b>REBOUNDS</b>	48		Quinnipiac (12/22/2022)
	43		at Rutgers (01/24/2023)
<b>ASSISTS</b>	22		at Minnesota (02/18/2023)
	22		at Clemson (11/29/2022)
<b>STEALS</b>	9		vs Virginia Tech (N) (11/18/2022)
	9		Butler (11/14/2022)
<b>BLOCKED SHOTS</b>	5		at Rutgers (01/24/2023)
	5		Purdue (01/08/2023)
	5		at Clemson (11/29/2022)
	5		vs Furman (N) (11/17/2022)
<b>TURNOVERS</b>	17		Winthrop (11/07/2022)
	16		Delaware St. (12/29/2022)
<b>FOULS</b>	22		at Clemson (11/29/2022)
	17		Illinois (02/14/2023)



2022-23 Penn St. Men's Basketball  
 Player Highs Analysis  
 All games

Page 1/4  
 as of Feb 24, 2023

**Penn St. - Individual Game Highs**

<b>POINTS</b>	41		Jalen Pickett vs Illinois (02/14/2023)
	32		Jalen Pickett at Minnesota (02/18/2023)
	26		Jalen Pickett vs Purdue (01/08/2023)
	26		Jalen Pickett at Michigan (01/04/2023)
	26		Jalen Pickett vs Iowa (01/01/2023)
	26		Camren Wynter at Clemson (11/29/2022)
<b>FIELD GOALS MADE</b>	15		Jalen Pickett vs Illinois (02/14/2023)
	11		Jalen Pickett at Minnesota (02/18/2023)
<b>FIELD GOAL ATTEMPTS</b>	23		Jalen Pickett vs Quinnipiac (12/22/2022)
	21		Jalen Pickett at Clemson (11/29/2022)
<b>FIELD GOAL PERCENTAGE (min 5 made)</b>	.833	(5-6)	Andrew Funk vs Canisius (12/18/2022)
	.778	(7-9)	Camren Wynter vs Loyola Maryland (11/10/2022)
<b>3 PT FG MADE</b>	8		Seth Lundy at Nebraska (02/05/2023)
	7		Seth Lundy vs Indiana (01/11/2023)
	7		Andrew Funk vs Indiana (01/11/2023)
<b>3 PT FG ATTEMPTS</b>	13		Seth Lundy at Nebraska (02/05/2023)
	12		Seth Lundy vs Indiana (01/11/2023)
	12		Andrew Funk vs Indiana (01/11/2023)
<b>3 PT FG PERCENTAGE (min 2 made)</b>	1.000	(2-2)	Jalen Pickett at Ohio St. (02/23/2023)
	1.000	(2-2)	Camren Wynter at Minnesota (02/18/2023)
	1.000	(2-2)	Michael Henn vs Michigan (01/29/2023)
	1.000	(2-2)	Jalen Pickett vs Indiana (01/11/2023)
	1.000	(2-2)	Jalen Pickett at Michigan (01/04/2023)
	1.000	(2-2)	Dallion Johnson at Clemson (11/29/2022)
<b>FREE THROWS MADE</b>	11		Camren Wynter at Clemson (11/29/2022)
	6		Jalen Pickett at Minnesota (02/18/2023)
	6		Jalen Pickett vs Illinois (02/14/2023)
	6		Jalen Pickett at Michigan (01/04/2023)
	6		Jalen Pickett vs Iowa (01/01/2023)
	6		Seth Lundy at Illinois (12/10/2022)
<b>FREE THROW ATTEMPTS</b>	12		Camren Wynter at Clemson (11/29/2022)
	8		Seth Lundy at Ohio St. (02/23/2023)
<b>FREE THROW PERCENTAGE (min 3 made)</b>	1.000	(6-6)	Jalen Pickett vs Illinois (02/14/2023)
	1.000	(6-6)	Jalen Pickett vs Iowa (01/01/2023)
	1.000	(6-6)	Seth Lundy at Illinois (12/10/2022)
	1.000	(5-5)	Jalen Pickett at Ohio St. (02/23/2023)
	1.000	(5-5)	Andrew Funk at Wisconsin (01/17/2023)
	1.000	(5-5)	Seth Lundy vs Iowa (01/01/2023)
	1.000	(5-5)	Seth Lundy at Clemson (11/29/2022)
	1.000	(5-5)	Seth Lundy vs Furman (N) (11/17/2022)
	1.000	(4-4)	Andrew Funk vs Quinnipiac (12/22/2022)
	1.000	(4-4)	Camren Wynter vs Colorado St. (N) (11/20/2022)
	1.000	(3-3)	Jalen Pickett vs Purdue (01/08/2023)
	1.000	(3-3)	Kebba Njie vs Colorado St. (N) (11/20/2022)
	1.000	(3-3)	Camren Wynter vs Winthrop (11/07/2022)
	<b>REBOUNDS</b>	17	
13			Jalen Pickett vs Nebraska (01/21/2023)
<b>ASSISTS</b>	11		Jalen Pickett vs Butler (11/14/2022)
	11		Jalen Pickett vs Loyola Maryland (11/10/2022)
<b>STEALS</b>	3		Seth Lundy vs Wisconsin (02/08/2023)
	3		Evan Mahaffey vs Purdue (01/08/2023)
	3		Andrew Funk at Illinois (12/10/2022)
<b>BLOCKED SHOTS</b>	4		Kebba Njie vs Quinnipiac (12/22/2022)
	2		Jalen Pickett at Maryland (02/11/2023)
	2		Seth Lundy at Nebraska (02/05/2023)
	2		Evan Mahaffey at Wisconsin (01/17/2023)
	2		Seth Lundy vs Indiana (01/11/2023)
	2		Evan Mahaffey vs Iowa (01/01/2023)
	2		Seth Lundy vs Michigan St. (12/07/2022)
	2		Kebba Njie at Clemson (11/29/2022)
	2		Seth Lundy vs Lafayette (11/25/2022)
	2		Jalen Pickett vs Winthrop (11/07/2022)
<b>TURNOVERS</b>	7		Jalen Pickett vs Nebraska (01/21/2023)
	4		Camren Wynter at Purdue (02/01/2023)



2022-23 Penn St. Men's Basketball  
 Player Highs Analysis  
 All games

**Opponent - Individual Game Highs**

<b>POINTS</b>	32		Kris Murray vs Iowa (01/01/2023)
	30		Keisei Tominaga at Nebraska (02/05/2023)
	30		Zach Edey vs Purdue (01/08/2023)
	29		Mason Gillis at Purdue (02/01/2023)
	26		Mike Bothwell vs Furman (N) (11/17/2022)
<b>FIELD GOALS MADE</b>	14		Zach Edey vs Purdue (01/08/2023)
	12		Keisei Tominaga at Nebraska (02/05/2023)
	12		Kris Murray vs Iowa (01/01/2023)
<b>FIELD GOAL ATTEMPTS</b>	21		Zach Edey vs Purdue (01/08/2023)
	20		Kris Murray vs Iowa (01/01/2023)
	20		Mike Bothwell vs Furman (N) (11/17/2022)
<b>FIELD GOAL PERCENTAGE (min 5 made)</b>	1.000	(5-5)	Steven Crowl vs Wisconsin (02/08/2023)
	.857	(6-7)	Clifford Omoruyi at Rutgers (01/24/2023)
<b>3 PT FG MADE</b>	9		Mason Gillis at Purdue (02/01/2023)
	5		Chucky Hepburn vs Wisconsin (02/08/2023)
	5		Keisei Tominaga at Nebraska (02/05/2023)
	5		Jett Howard vs Michigan (01/29/2023)
	5		Toneari Lane vs Winthrop (11/07/2022)
<b>3 PT FG ATTEMPTS</b>	13		Tyrese Williams vs Quinnipiac (12/22/2022)
	12		Mason Gillis at Purdue (02/01/2023)
<b>3 PT FG PERCENTAGE (min 2 made)</b>	1.000	(3-3)	O'Koye Parker vs Delaware St. (12/29/2022)
	1.000	(2-2)	Chucky Hepburn at Wisconsin (01/17/2023)
	1.000	(2-2)	PJ Hall at Clemson (11/29/2022)
<b>FREE THROWS MADE</b>	9		Terrence Shannon Jr. vs Illinois (02/14/2023)
	8		PJ Hall at Clemson (11/29/2022)
	8		Jayden Taylor vs Butler (11/14/2022)
<b>FREE THROW ATTEMPTS</b>	11		PJ Hall at Clemson (11/29/2022)
	10		Terrence Shannon Jr. vs Illinois (02/14/2023)
	10		Trayce Jackson-Davis vs Indiana (01/11/2023)
<b>FREE THROW PERCENTAGE (min 3 made)</b>	1.000	(8-8)	Jayden Taylor vs Butler (11/14/2022)
	1.000	(6-6)	A.J. Hoggard vs Michigan St. (12/07/2022)
	1.000	(5-5)	Chris Rubayo vs Lafayette (11/25/2022)
	1.000	(4-4)	Ian Martinez at Maryland (02/11/2023)
	1.000	(4-4)	Caleb McConnell at Rutgers (01/24/2023)
	1.000	(4-4)	Jett Howard at Michigan (01/04/2023)
	1.000	(4-4)	Chase Hunter at Clemson (11/29/2022)
	1.000	(4-4)	Chris Kuzemka vs Loyola Maryland (11/10/2022)
	1.000	(4-4)	Cory Hightower vs Winthrop (11/07/2022)
	1.000	(3-3)	Dain Dainja vs Illinois (02/14/2023)
	1.000	(3-3)	Keisei Tominaga vs Nebraska (01/21/2023)
	1.000	(3-3)	Filip Rebraca vs Iowa (01/01/2023)
1.000	(3-3)	Leo O'Boyle vs Lafayette (11/25/2022)	
<b>REBOUNDS</b>	15		Joey Hauser vs Michigan St. (12/07/2022)
	13		Zach Edey at Purdue (02/01/2023)
	13		Zach Edey vs Purdue (01/08/2023)
	13		John Tonje vs Colorado St. (N) (11/20/2022)
<b>ASSISTS</b>	9		Braden Smith at Purdue (02/01/2023)
	8		Ta'lon Cooper at Minnesota (02/18/2023)
	8		Tyler Wahl vs Wisconsin (02/08/2023)
<b>STEALS</b>	5		Sam Griesel vs Nebraska (01/21/2023)
	4		Hunter Cattoor vs Virginia Tech (N) (11/18/2022)
<b>BLOCKED SHOTS</b>	4		Ta'lon Cooper at Minnesota (02/18/2023)
	3		Julian Reese at Maryland (02/11/2023)
	3		Clifford Omoruyi at Rutgers (01/24/2023)
	3		Zach Edey vs Purdue (01/08/2023)
	3		Grant Basile vs Virginia Tech (N) (11/18/2022)
<b>TURNOVERS</b>	5		Manny Bates vs Butler (11/14/2022)
	5		Dawson Garcia at Minnesota (02/18/2023)
<b>FOULS</b>	5		Brandon Stone vs Delaware St. (12/29/2022)
	5		Terrence Shannon Jr. vs Illinois (02/14/2023)
	5		Chase Hunter at Clemson (11/29/2022)



2022-23 Penn St. Men's Basketball  
Points-rebounds-assists  
All games

Page 1/2  
as of Feb 24, 2023

Opponent	Date	Score		0	1	2	3	4	5	10	11	12	14	15
				CLARY,KANY	LUNDY,SETH	DREAD,MYLE	NJIE,KEBBA	DORSEY,CAL	BROWN,JAME	FUNK,ANDRE	WYNTER,CAM	MAHAFFEY,E	LILLEY,DEM	CONLAN,DAN
Winthrop	11/07/2022	93-68	W	0-0-0	10-3-3	12-2-2	4-3-0	5-6-4	3-1-0	22-2-4	9-3-3	2-1-0	DNP	0-0-0
Loyola Maryland	11/10/2022	90-65	W	7-1-1	10-2-0	12-1-2	12-6-2	8-2-0	0-2-0	3-5-2	18-4-3	4-1-0	DNP	0-0-0
Butler	11/14/2022	68-62	W	DNP	10-9-1	6-3-1	4-6-1	9-5-0	DNP	11-2-1	11-3-3	DNP	DNP	DNP
vs Furman	11/17/2022	73-68	W	DNP	20-7-2	9-4-1	6-4-0	2-5-1	DNP	6-1-1	7-3-3	0-1-0	DNP	DNP
vs Virginia Tech	11/18/2022	59-61	L	DNP	4-9-3	15-4-0	2-1-1	0-1-0	DNP	21-1-1	2-1-0	4-5-1	DNP	DNP
vs Colorado St.	11/20/2022	68-56	W	5-0-0	17-8-0	3-2-0	8-3-0	0-2-1	DNP	8-3-2	9-2-1	2-0-0	DNP	DNP
Lafayette	11/25/2022	70-57	W	4-0-0	15-7-2	3-0-2	5-5-0	0-0-0	0-1-0	3-1-1	11-3-3	2-4-0	0-0-0	0-0-0
at Clemson	11/29/2022	94-101	Lot2	2-2-1	23-12-0	0-2-0	0-3-1	0-1-0	DNP	14-4-1	26-4-1	0-0-0	DNP	DNP
Michigan St.	12/07/2022	58-67	L	DNP	16-4-0	9-1-1	2-6-0	6-2-0	DNP	2-2-1	10-1-0	0-0-0	DNP	DNP
at Illinois	12/10/2022	74-59	W	0-1-1	16-7-2	15-4-0	0-0-0	DNP	DNP	20-3-2	0-1-2	3-2-0	0-0-0	DNP
Canisius	12/18/2022	97-67	W	10-0-2	10-6-0	6-2-2	8-8-2	3-1-0	5-3-1	15-0-2	7-3-3	6-1-0	4-2-0	0-1-0
Quinnipiac	12/22/2022	77-68	W	0-0-0	DNP	3-5-1	8-3-0	0-1-0	2-2-0	16-1-3	12-9-2	1-2-1	DNP	DNP
Delaware St.	12/29/2022	60-46	W	0-0-0	15-10-3	6-4-1	6-5-0	DNP	0-3-0	12-5-0	2-1-2	3-1-0	0-0-0	DNP
Iowa	01/01/2023	83-79	W	0-0-0	10-5-0	7-5-1	0-1-0	DNP	0-1-1	20-1-0	14-3-2	6-3-2	DNP	DNP
at Michigan	01/04/2023	69-79	L	0-0-0	16-5-0	3-0-0	0-3-0	DNP	DNP	9-3-0	8-6-1	7-3-1	DNP	DNP
Purdue	01/08/2023	63-76	L	DNP	14-5-0	5-1-1	4-0-1	DNP	0-0-0	3-4-0	3-1-0	8-2-2	DNP	DNP
Indiana	01/11/2023	85-66	W	3-0-2	25-6-0	0-2-1	2-5-1	DNP	0-0-0	23-4-1	8-2-6	12-3-0	DNP	0-0-0
at Wisconsin	01/17/2023	60-63	L	0-3-1	2-1-1	11-5-0	0-2-1	DNP	DNP	16-2-1	6-2-0	6-4-0	DNP	DNP
Nebraska	01/21/2023	76-65	W	6-3-3	16-2-2	5-2-0	0-1-1	2-3-0	DNP	23-2-1	6-3-0	0-2-0	DNP	DNP
at Rutgers	01/24/2023	45-65	L	2-1-1	12-5-0	0-1-3	4-2-0	0-1-0	0-0-0	12-4-2	0-1-1	0-2-0	DNP	DNP
Michigan	01/29/2023	83-61	W	0-0-0	22-7-1	3-2-1	2-3-0	0-2-1	0-0-0	19-7-2	2-3-4	0-0-0	0-0-0	0-0-0
at Purdue	02/01/2023	60-80	L	0-1-1	18-6-0	3-0-0	0-0-0	2-2-0	2-1-0	2-1-0	3-1-0	7-0-2	DNP	DNP
at Nebraska	02/05/2023	63-72	L	0-1-1	24-7-1	0-2-0	3-9-0	0-1-0	DNP	14-1-2	0-0-5	2-1-0	DNP	DNP
Wisconsin	02/08/2023	74-79	Lot	3-0-0	14-9-0	5-1-0	4-6-1	DNP	DNP	10-2-0	15-1-1	1-0-0	DNP	DNP
at Maryland	02/11/2023	68-74	L	17-1-2	11-7-0	11-0-1	0-1-0	DNP	DNP	14-5-0	0-1-2	0-0-0	DNP	DNP
Illinois	02/14/2023	93-81	W	12-3-0	15-7-2	3-1-0	3-5-0	DNP	0-0-1	10-2-2	4-2-0	3-3-0	DNP	DNP
at Minnesota	02/18/2023	76-69	W	2-1-0	9-4-1	0-0-0	2-5-1	DNP	DNP	11-3-1	14-4-5	4-1-1	DNP	DNP
at Ohio St.	02/23/2023	75-71	W	6-1-0	19-5-2	0-0-0	5-5-1	DNP	DNP	0-1-0	18-6-1	4-3-1	DNP	DNP

Opponent	Date	Score		22	23	24	33	35
				PICKETT,JA	JOHNSON,DA	HENN,MICHA	CHRISTOS,A	JAGIASI,IS
Winthrop	11/07/2022	93-68	W	23-5-5	0-4-1	3-0-1	0-0-0	0-0-1
Loyola Maryland	11/10/2022	90-65	W	5-3-11	8-3-0	3-0-0	DNP	DNP
Butler	11/14/2022	68-62	W	15-10-11	2-0-0	DNP	DNP	DNP
vs Furman	11/17/2022	73-68	W	20-4-7	3-1-1	DNP	DNP	DNP
vs Virginia Tech	11/18/2022	59-61	L	9-7-8	2-2-1	DNP	DNP	DNP
vs Colorado St.	11/20/2022	68-56	W	16-11-3	0-0-0	DNP	DNP	DNP
Lafayette	11/25/2022	70-57	W	18-6-8	7-2-1	2-1-0	DNP	DNP
at Clemson	11/29/2022	94-101	Lot2	23-7-8	6-3-0	0-0-0	DNP	DNP
Michigan St.	12/07/2022	58-67	L	13-17-8	0-0-1	DNP	DNP	DNP
at Illinois	12/10/2022	74-59	W	20-7-6	DNP	DNP	DNP	DNP
Canisius	12/18/2022	97-67	W	16-3-9	3-1-1	4-2-0	0-0-0	0-0-0
Quinnipiac	12/22/2022	77-68	W	21-12-9	3-0-0	11-2-1	DNP	DNP
Delaware St.	12/29/2022	60-46	W	10-4-6	2-1-1	4-2-1	DNP	DNP
Iowa	01/01/2023	83-79	W	26-7-6	0-0-0	0-1-0	DNP	DNP
at Michigan	01/04/2023	69-79	L	26-9-4	DNP	0-0-0	DNP	DNP
Purdue	01/08/2023	63-76	L	26-9-8	0-0-0	0-0-0	DNP	DNP
Indiana	01/11/2023	85-66	W	12-5-8	0-0-0	0-0-0	DNP	DNP
at Wisconsin	01/17/2023	60-63	L	19-12-6	DNP	DNP	DNP	DNP
Nebraska	01/21/2023	76-65	W	12-13-5	6-0-0	0-1-0	DNP	DNP
at Rutgers	01/24/2023	45-65	L	15-8-2	0-0-0	DNP	DNP	DNP
Michigan	01/29/2023	83-61	W	25-8-8	DNP	10-2-3	DNP	DNP
at Purdue	02/01/2023	60-80	L	12-5-7	0-0-1	11-0-5	DNP	DNP
at Nebraska	02/05/2023	63-72	L	15-7-7	3-0-0	2-3-0	DNP	DNP
Wisconsin	02/08/2023	74-79	Lot	17-8-8	2-0-0	3-2-3	DNP	DNP
at Maryland	02/11/2023	68-74	L	15-3-5	0-0-0	0-2-0	DNP	DNP
Illinois	02/14/2023	93-81	W	41-2-8	DNP	2-2-0	DNP	DNP
at Minnesota	02/18/2023	76-69	W	32-9-8	DNP	2-2-0	DNP	DNP
at Ohio St.	02/23/2023	75-71	W	23-3-4	DNP	0-0-0	DNP	DNP



2022-23 Penn St. Men's Basketball  
 Combined Team Statistics  
 In Conference games

Page 1/1  
 as of Feb 24, 2023

Game Records

Record	Overall	Home	Away	Neutral
ALL GAMES	8-9	5-3	3-6	0-0
CONFERENCE	8-9	5-3	3-6	0-0
NON-CONFERENCE	0-0	0-0	0-0	0-0

Score by Periods

Team	1st	2nd	OT	TOT
Penn St.	621	578	6	1205
Opponents	565	630	11	1206

Team Box Score

No.	Player			Total		3-Point		F-Throw		Rebounds												
		GP-GS	MIN	AVG	FG-FGA	FG%	3FG-3FGA	3FG%	FT-FTA	FT%	OFF	DEF	TOT	AVG	PF	DQ	A	TO	BLK	STL	PTS	AVG
22	PICKETT, Jalen	17-17	632:42	37.2	140-249	.562	27-60	.450	42-52	.808	16	116	132	7.8	38	1	108	41	6	12	349	20.5
1	LUNDY, Seth	17-17	549:31	32.3	86-182	.473	51-115	.443	36-46	.783	11	81	92	5.4	37	0	12	15	12	18	259	15.2
10	FUNK, Andrew	17-17	580:50	34.2	72-160	.450	49-118	.415	15-18	.833	5	42	47	2.8	15	0	15	11	2	12	208	12.2
11	WYNTER, Camren	17-13	453:32	26.7	46-107	.430	13-34	.382	6-11	.545	1	37	38	2.2	29	0	30	20	1	8	111	6.5
2	DREAD, Myles	17-2	364:09	21.4	27-75	.360	21-69	.304	5-6	.833	1	26	27	1.6	33	2	9	6	1	7	80	4.7
12	MAHAFFEY, Evan	17-0	180:55	10.6	24-36	.667	4-6	.667	11-15	.733	11	18	29	1.7	37	1	9	8	4	7	63	3.7
0	CLARY, Kanye	15-0	160:36	10.7	21-48	.438	3-8	.375	6-9	.667	1	15	16	1.1	14	0	12	8	0	4	51	3.4
24	HENN, Michael	13-4	120:50	9.3	12-25	.480	6-14	.429	0-0	.000	6	9	15	1.2	22	0	11	5	2	1	30	2.3
3	NJIE, Kebba	17-12	233:41	13.7	14-36	.389	0-0	.000	3-11	.273	17	37	54	3.2	37	0	7	15	7	4	31	1.8
4	DORSEY, Caleb	6-3	68:38	11.4	3-12	.250	1-6	.167	3-5	.600	2	9	11	1.8	4	0	1	3	2	1	10	1.7
23	JOHNSON, Dallion	10-0	63:45	6.4	4-15	.267	3-12	.250	0-0	.000	0	0	0	0.0	8	0	2	2	0	1	11	1.1
5	BROWN, Jameel	7-0	12:56	1.8	0-5	.000	0-4	.000	2-3	.667	0	2	2	0.3	0	0	2	0	0	1	2	0.3
14	LILLEY, Demetrius	2-0	01:55	1.0	0-0	.000	0-0	.000	0-0	.000	0	0	0	0.0	2	0	0	1	0	0	0	0.0
15	CONLAN, Dan	2-0	01:01	0.5	0-0	.000	0-0	.000	0-0	.000	0	0	0	0.0	0	0	0	0	0	0	0	0.0
Team											12	24	36				9					
Total		17	3425		449-950	.473	178-446	.399	129-176	.733	83	416	499	29.4	276	4	218	144	37	76	1205	70.9
Opponents		17	3425		449-948	.474	121-340	.356	187-277	.675	130	443	573	33.7	210	1	245	138	52	68	1206	70.9

Team Statistics

	PSU	OPP
<b>Scoring</b>	<b>1205</b>	<b>1206</b>
Points per game	70.9	70.9
Scoring margin	-0.1	-
<b>Field goals-att</b>	<b>449-950</b>	<b>449-948</b>
Field goal pct	.473	.474
<b>3 point fg-att</b>	<b>178-446</b>	<b>121-340</b>
3-point FG pct	.399	.356
3-pt FG made per game	10.5	7.1
<b>Free throws-att</b>	<b>129-176</b>	<b>187-277</b>
Free throw pct	.733	.675
F-Throws made per game	7.6	11.0
<b>Rebounds</b>	<b>499</b>	<b>573</b>
Rebounds per game	29.4	33.7
Rebounding margin	-4.4	-
<b>Assists</b>	<b>218</b>	<b>245</b>
Assists per game	12.8	14.4
<b>Turnovers</b>	<b>144</b>	<b>138</b>
Turnovers per game	8.5	8.1
Turnover margin	-0.4	-
Assist/turnover ratio	1.5	1.8
<b>Steals</b>	<b>76</b>	<b>68</b>
Steals per game	4.5	4.0
<b>Blocks</b>	<b>37</b>	<b>52</b>
Blocks per game	2.2	3.1
<b>Winning streak</b>	<b>3</b>	<b>-</b>
Home win streak	1	-
<b>Attendance</b>	<b>69440</b>	<b>121425</b>
Home games-Avg/Game	8-8680	9-13492
Neutral site-Avg/Game	-	0-0

Team Results

Date	Opponent		Score	Att.
12/07/2022	Michigan St.	L	58-67	8302
12/10/2022	at Illinois	W	74-59	15544
01/01/2023	Iowa	W	83-79	6060
01/04/2023	at Michigan	L	69-79	12707
01/08/2023	Purdue	L	63-76	8722
01/11/2023	Indiana	W	85-66	8502
01/17/2023	at Wisconsin	L	60-63	14236
01/21/2023	Nebraska	W	76-65	11297
01/24/2023	at Rutgers	L	45-65	8038
01/29/2023	Michigan	W	83-61	12047
02/01/2023	at Purdue	L	60-80	14876
02/05/2023	at Nebraska	L	63-72	14385
02/08/2023	Wisconsin	Lot	74-79	7213
02/11/2023	at Maryland	L	68-74	17950
02/14/2023	Illinois	W	93-81	7297
02/18/2023	at Minnesota	W	76-69	11693
02/23/2023	at Ohio St.	W	75-71	11996





2022-23 Penn St. Men's Basketball  
Combined Team Statistics  
All games

Page 1/1  
as of Feb 24, 2023

Game Records

Record	Overall	Home	Away	Neutral
ALL GAMES	17-11	12-3	3-7	2-1
CONFERENCE	8-9	5-3	3-6	0-0
NON-CONFERENCE	9-2	7-0	0-1	2-1

Score by Periods

Team	1st	2nd	OT	TOT
Penn St.	1025	1000	29	2054
Opponents	881	1003	41	1925

Team Box Score

No.	Player	Total			3-Point			F-Throw		Rebounds				Other								
		GP-GS	MIN	AVG	FG-FGA	FG%	3FG-3FGA	3FG%	FT-FTA	FT%	OFF	DEF	TOT	AVG	PF	DQ	A	TO	BLK	STL	PTS	AVG
22	PICKETT, Jalen	28-28	1004:34	35.9	212-401	.529	39-100	.390	62-76	.816	26	178	204	7.3	59	1	193	60	13	26	525	18.8
1	LUNDY, Seth	27-27	830:46	30.8	129-266	.485	75-169	.444	60-77	.779	22	143	165	6.1	56	0	26	21	17	23	393	14.6
10	FUNK, Andrew	28-28	943:23	33.7	117-265	.442	82-199	.412	23-28	.821	7	65	72	2.6	27	0	33	23	2	17	339	12.1
11	WYNTER, Camren	28-24	751:00	26.8	86-195	.441	26-70	.371	27-34	.794	6	68	74	2.6	39	0	54	35	1	13	225	8.0
2	DREAD, Myles	28-3	606:07	21.6	52-133	.391	46-126	.365	5-6	.833	7	49	56	2.0	51	3	21	10	3	16	155	5.5
0	CLARY, Kanye	23-0	224:47	9.8	33-69	.478	4-10	.400	9-12	.750	2	17	19	0.8	22	0	16	16	0	8	79	3.4
3	NJIE, Kebba	28-17	395:23	14.1	38-81	.469	1-5	.200	17-28	.607	29	72	101	3.6	59	0	14	26	16	6	94	3.4
12	MAHAFFEY, Evan	27-0	265:55	9.8	34-57	.596	4-11	.364	15-25	.600	16	29	45	1.7	52	1	11	13	5	7	87	3.2
24	HENN, Michael	20-4	170:48	8.5	23-42	.548	9-20	.450	2-2	1.000	9	13	22	1.1	30	0	14	6	2	3	57	2.9
4	DORSEY, Caleb	16-9	192:01	12.0	14-37	.378	4-12	.333	5-8	.625	10	25	35	2.2	17	0	7	8	3	6	37	2.3
23	JOHNSON, Dallion	21-0	195:20	9.3	18-51	.353	11-36	.306	0-0	.000	1	16	17	0.8	15	0	8	5	0	4	47	2.2
5	BROWN, Jameel	13-0	62:16	4.8	3-16	.188	2-14	.143	4-5	.800	0	14	14	1.1	5	0	3	2	1	2	12	0.9
14	LILLEY, Demetrius	5-0	14:19	2.9	2-3	.667	0-0	.000	0-3	.000	0	2	2	0.4	4	0	0	2	1	0	4	0.8
33	CHRISTOS, Andy	2-0	03:28	1.7	0-1	.000	0-1	.000	0-0	.000	0	0	0	0.0	0	0	0	0	0	0	0	0.0
15	CONLAN, Dan	6-0	12:45	2.1	0-3	.000	0-0	.000	0-0	.000	0	1	1	0.2	1	0	0	0	0	1	0	0.0
35	JAGIASI, Ishaan	2-0	02:08	1.1	0-0	.000	0-0	.000	0-0	.000	0	0	0	0.0	0	0	1	0	0	0	0	0.0
Team											23	42	65					13				
<b>Total</b>		<b>28</b>	<b>5675</b>		<b>761-1620</b>	<b>.470</b>	<b>303-773</b>	<b>.392</b>	<b>229-304</b>	<b>.753</b>	<b>158</b>	<b>734</b>	<b>892</b>	<b>31.9</b>	<b>437</b>	<b>5</b>	<b>401</b>	<b>240</b>	<b>64</b>	<b>132</b>	<b>2054</b>	<b>73.4</b>
<b>Opponents</b>		<b>28</b>	<b>5675</b>		<b>707-1615</b>	<b>.438</b>	<b>210-613</b>	<b>.343</b>	<b>301-431</b>	<b>.698</b>	<b>240</b>	<b>739</b>	<b>979</b>	<b>35.0</b>	<b>357</b>	<b>2</b>	<b>397</b>	<b>257</b>	<b>85</b>	<b>121</b>	<b>1925</b>	<b>68.8</b>

Team Statistics

	PSU	OPP
<b>Scoring</b>	<b>2054</b>	<b>1925</b>
Points per game	73.4	68.8
Scoring margin	+4.6	-
<b>Field goals-att</b>	<b>761-1620</b>	<b>707-1615</b>
Field goal pct	.470	.438
<b>3 point fg-att</b>	<b>303-773</b>	<b>210-613</b>
3-point FG pct	.392	.343
3-pt FG made per game	10.8	7.5
<b>Free throws-att</b>	<b>229-304</b>	<b>301-431</b>
Free throw pct	.753	.698
F-Throws made per game	8.2	10.8
<b>Rebounds</b>	<b>892</b>	<b>979</b>
Rebounds per game	31.9	35.0
Rebounding margin	-3.1	-
<b>Assists</b>	<b>401</b>	<b>397</b>
Assists per game	14.3	14.2
<b>Turnovers</b>	<b>240</b>	<b>257</b>
Turnovers per game	8.6	9.2
Turnover margin	+0.6	-
Assist/turnover ratio	1.7	1.5
<b>Steals</b>	<b>132</b>	<b>121</b>
Steals per game	4.7	4.3
<b>Blocks</b>	<b>64</b>	<b>85</b>
Blocks per game	2.3	3.0
<b>Winning streak</b>	<b>3</b>	<b>-</b>
Home win streak	1	-
<b>Attendance</b>	<b>108470</b>	<b>127286</b>
Home games-Avg/Game	15-7231	10-12729
Neutral site-Avg/Game	-	3-3197

Team Results

Date	Opponent		Score	Att.
11/07/2022	Winthrop	W	93-68	6572
11/10/2022	Loyola Maryland	W	90-65	6444
11/14/2022	Butler	W	68-62	6762
11/17/2022	vs Furman	W	73-68	2155
11/18/2022	vs Virginia Tech	L	59-61	2030
11/20/2022	vs Colorado St.	W	68-56	5405
11/25/2022	Lafayette	W	70-57	5652
11/29/2022	at Clemson	Lot2	94-101	5861
12/07/2022	Michigan St.	L	58-67	8302
12/10/2022	at Illinois	W	74-59	15544
12/18/2022	Canisius	W	97-67	4342
12/22/2022	Quinnipiac	W	77-68	3804
12/29/2022	Delaware St.	W	60-46	5454
01/01/2023	Iowa	W	83-79	6060
01/04/2023	at Michigan	L	69-79	12707
01/08/2023	Purdue	L	63-76	8722
01/11/2023	Indiana	W	85-66	8502
01/17/2023	at Wisconsin	L	60-63	14236
01/21/2023	Nebraska	W	76-65	11297
01/24/2023	at Rutgers	L	45-65	8038
01/29/2023	Michigan	W	83-61	12047
02/01/2023	at Purdue	L	60-80	14876
02/05/2023	at Nebraska	L	63-72	14385
02/08/2023	Wisconsin	Lot	74-79	7213
02/11/2023	at Maryland	L	68-74	17950
02/14/2023	Illinois	W	93-81	7297
02/18/2023	at Minnesota	W	76-69	11693
02/23/2023	at Ohio St.	W	75-71	11996

# 2022-23 PENN STATE NITTANY LIONS



**0**  
**KANYE CLARY**  
 (clair-ee)  
 FR. | G | 5-11 | 192  
 VIRGINIA BEACH, VA.




**1**  
**SETH LUNDY**  
 SR. | G/F | 6-6 | 220  
 PAULSBORO, N.J.



**2**  
**MYLES DREAD**  
 SR.+ | G/F | 6-4 | 235  
 DETROIT, MICH.



**3**  
**KEBBA NJIE**  
 (JIE, rhymes with eye, n is silent)  
 FR. | F | 6-10 | 237  
 CENTERVILLE, OHIO




**4**  
**CALEB DORSEY**  
 JR. | F | 6-7 | 235  
 WESTMINSTER, MD.



**5**  
**JAMEEL BROWN**  
 FR. | G | 6-4 | 188  
 PHILADELPHIA, PA.



**10**  
**ANDREW FUNK**  
 SR.+ | G | 6-5 | 200  
 WARRINGTON, PA.



**11**  
**CAMREN WYNTER**  
 SR.+ | G | 6-2 | 200  
 HEMPSTEAD, N.Y.



**12**  
**EVAN MAHAFFEY**  
 (muh-HAY-fee)  
 FR. | G/F | 6-6 | 200  
 CINCINNATI, OHIO



**14**  
**DEMETRIUS LILLEY**  
 FR. | F | 6-10 | 260  
 PHILADELPHIA, PA.



**15**  
**DAN CONLAN**  
 SR. | G | 6-4 | 186  
 SEWICKLEY, PA.



**22**  
**JALEN PICKETT**  
 SR.+ | G | 6-4 | 209  
 ROCHESTER, N.Y.



**23**  
**DALLION JOHNSON**  
 (dal-yin)  
 JR. | G | 6-3 | 180  
 HAVERHILL, MASS.



**24**  
**MICHAEL HENN**  
 SR.+ | F | 6-8 | 244  
 BELLEVUE, WASH.



**33**  
**ANDY CHRISTOS**  
 FR. | F | 6-5 | 186  
 MADISON, N.J.



**35**  
**ISHAAN JAGTASI**  
 (Ih-shawn JAHG-ee-ah-see)  
 SR. | G | 6-11 | 197  
 WILMINGTON, DEL.



**MICAH SHREWSBERRY**  
 PETER AND ANN TOMBROS ENDOWED  
 HEAD COACH  
 SECOND SEASON



**ADAM FISHER**  
 ASSOCIATE HEAD COACH  
 SECOND SEASON




**AKI COLLINS**  
 (AH-kee)  
 ASSISTANT COACH  
 SECOND SEASON



**MIKE FARRELLY**  
 (FAIR-uh-lee)  
 ASSISTANT COACH  
 SECOND SEASON



**NICHOLAS COLELLA**  
 CHIEF OF STAFF  
 10TH SEASON



**BRIAN SNOW**  
 DIRECTOR OF RECRUITING  
 SECOND SEASON



**MIKE GREEN**  
 DIRECTOR OF PLAYER DEVELOPMENT  
 SECOND SEASON



**TRE WHITTED**  
 ASSISTANT TO THE HEAD COACH  
 SECOND SEASON



**GRADY EIFERT**  
 (I-ferf)  
 VIDEO COORDINATOR  
 SECOND SEASON



**GREG MISKINIS**  
 ASST. DIR. OF ATHLETIC PERFORMANCE  
 NINTH SEASON



**JUSTIN POMAR**  
 ATHLETIC TRAINER  
 SECOND SEASON



**TAAJ RIDLEY**  
 GRADUATE ASSISTANT  
 FIRST SEASON



**JOSH TOWNSEND**  
 GRADUATE ASSISTANT  
 SECOND SEASON