



CRIMSON TIDE

BASKETBALL

20 NCAA Appearances » 13 Combined SEC Titles » 2nd in SEC History in Total League Wins » 2nd in SEC History in Winning Percentage

A

GAME 9



ALABAMA VS PENN STATE

DECEMBER 14, 2019 / 1 P.M. CT / STATE COLLEGE, PA.

BRYCE JORDAN CENTER (15,261)

TV: BIG TEN NETWORK

(Play-By-Play: Wayne Randazzo, Analyst: Dan Bonner)

RADIO: CRIMSON TIDE SPORTS NETWORK

(Play-By-Play: Roger Hoover, Analyst: Bryan Passink) | Sirius/XM Channel NA/382

CRIMSON TIDE

2019-20 Record	4-4
2019-20 SEC Record	0-0
Leading Scorer	Kira Lewis Jr. (18.6)
Leading Rebounder	John Petty Jr. (7.0)
Leader in Assists	Kira Lewis Jr. (4.4)
Head Coach	Nate Oats
Record at Alabama (Years)	4-4 (1st)
Career Record (Years)	100-47 (5th)

NITTANY LIONS

2019-20 Record	8-2
2019-20 Big Ten Record	1-1
Leading Scorer	Lamar Stevens (16.6)
Leading Rebounder	Mike Watkins (9.4)
Leader in Assists	Myreon Jones (3.3)
Head Coach	Patrick Chambers
Record at Penn State (Years)	135-142 (9th)
Career Record (Years)	177-170 (11th)

NUGGETS YOU NEED TO KNOW

- Alabama will open a three-game stretch away from Tuscaloosa when it travels to State College, Pa., to square off with the Penn State Nittany Lions on Saturday at 2 p.m. ET (1 p.m. CT). The true road game is the Tide's second of the season (played at Rhode Island on Nov. 15). It is also part of UA's current seven-game stretch in which six contests are being played away from Coleman Coliseum.
- The Crimson Tide is riding its first two-game winning streak of the season following a 78-68 victory against Stephen F. Austin on Dec. 6. The team, which stepped away from competition this week due to finals, also defeated Southern Miss, 83-68, in the final game of the Battle 4 Atlantis which was played back on Nov. 29.
- It is the second time in two seasons that Alabama and Penn State will square off on the hardwood. Last season marked the first time in 35 years that the two teams faced one another (last played on Dec. 11, 1982). The Crimson Tide captured a 73-64 victory over the Nittany Lions in the contest that was played in Coleman Coliseum on Dec. 21, 2018. The win gave UA its fourth-straight win in the series, improving to 4-1 in five all-time match-ups vs. Penn State.
- The game vs. Penn State will be the second of only five games in the month of December for the Tide. In addition to hosting Stephen F. Austin on Dec. 6, Alabama's only other home game will come on Dec. 29 – a span of 23 days – when UA hosts Richmond. In addition to the contests against the Lumberjacks and Nittany Lions, Alabama will square off vs. Samford (Birmingham, Ala. on Dec. 18), vs. Belmont (Huntsville, Ala. on Dec. 21) and the Spiders (Tuscaloosa on Dec. 29) the rest of the month.
- Sophomore Kira Lewis Jr. leads the Crimson Tide and ranks among the league leaders in scoring (3rd – 18.6 ppg), assists (T-10th – 4.4 apg) and steals (10th – 1.8 spg) coming into the Penn State game. He is one of only two players in the conference to rank among the league leaders in all three categories, joining Mississippi State's Tyson Carter (5th – 17.9 ppg, T-7th – 4.6 apg and 7th – 1.9 spg).
- In the second half of its last two games combined, Alabama has outscored the opposition by 10.5 points (45-5-35.0) while shooting 60.9 percent (28-of-46) from the field and 50.0 percent (14-of-28) from deep.

2019-20 SCHEDULE

Opponent TV Time (CT)/Result

OCTOBER

27 GEORGIA TECH (EXH.) W, 93-65

NOVEMBER

5 PENN	SEC Network+	L, 80-81
11 FLORIDA ATLANTIC	SEC Network+	W, 78-59
15 at Rhode Island	NBCSN	L, 79-93
19 FURMAN ¹	SEC Network+	W, 81-73
27 vs. ⁶ North Carolina ²	ESPN	L, 67-76
28 vs. Iowa State ²	ESPN2	L, 89-104
29 vs. Southern Miss ²	ESPNU	W, 83-68

DECEMBER

6 STEPHEN F. AUSTIN	SEC Network+	W, 78-68
14 at Penn State	Big Ten Network	1 p.m.
18 at Samford ³	ESPN+	6:30 p.m.
21 vs. Belmont ⁴	SEC Network	2:30 p.m.
29 RICHMOND	SEC Network	5:30 p.m.

JANUARY

4 at Florida*	ESPN2/ESPNU	5 p.m.
8 MISSISSIPPI STATE*	SEC Network	6 p.m.
11 at Kentucky*	ESPN	11 a.m.
15 AUBURN*	ESPN2/ESPNU	8 p.m.
18 MISSOURI*	SEC Network	2:30 p.m.
22 at Vanderbilt*	SEC Network	8 p.m.
25 KANSAS STATE ⁵	ESPN2	5 p.m.
29 at LSU*	ESPN2/ESPNU	6 p.m.

FEBRUARY

1 ARKANSAS*	SEC Network	5 p.m.
4 TENNESSEE*	ESPN/ESPN2/ESPNU	6 p.m.
8 at Georgia*	SEC Network	5 p.m.
12 at Auburn*	ESPN2	6 p.m.
15 LSU*	ESPN/ESPN2	3 p.m.
19 TEXAS A&M*	SEC Network	6 p.m.
22 at Ole Miss*	SEC Network	7:30 p.m.
25 at Mississippi State*	SEC Network	8 p.m.
29 SOUTH CAROLINA*	SEC Network	7:30 p.m.

MARCH

3 VANDERBILT*	SEC Network	7:30 p.m.
7 at Missouri*	SEC Network	1:30 p.m.
11-15 at SEC Tournament ⁶	TBD	TBD













- 1 Battle 4 Atlantis (Tuscaloosa, Ala.)
- 2 Battle 4 Atlantis (Grand Paradise Island, Bahamas)
- 3 Game will be played at the BJCC (Birmingham, Ala.)
- 4 Rocket City Classic (Huntsville, Ala.)
- 5 Big 12/SEC Challenge
- 6 SEC Tournament (Nashville, Tenn.)

* Southeastern Conference game

BOLD indicates home game

Rankings listed are AP/Coaches

2019-20 OVERALL RECORDS • 4-4 / SEC • 0-0 / HOME • 3-1 / AWAY • 0-1 / NEUTRAL • 1-2
 PREVIOUS GAME STARTERS HIGHLIGHTED IN SHADED BOX

0		JAVIAN DAVIS						LAST GAME: 11 pts, 2 rebs, 2 stls vs. Stephen F. Austin NOTES: Sat out the 2018-19 season as a redshirt ... ranks 4th on team in scoring and 3rd in rebounding ... made first collegiate start & had 19 pts & 9 rebs vs. FAU ... has dropped nearly 40 pounds of weight since arriving on campus ... a four-star prospect by ESPN & first team all-state who was ranked as the No. 2 player in Miss. & No. 17 center in the nation.	SEASON HIGHS Pts: 19 vs. Florida Atlantic (11/11/19) Rebs: 9 vs. Florida Atlantic (11/11/19) Asts: 2 2x, last vs. Iowa State (11/28/19) Blks: 1 vs. Furman (11/19/19)
		F • 6-9 • 242 • R-Fr. • Canton, Miss.							
		PPG	RPG	APG	BPG	FG%	FT%		
8.9	4.9	0.9	0.1	.578	.750	22.0			
1		HERBERT JONES						LAST GAME: 2 pts, 5 rebs, 3 asts, 2 blks vs. Stephen F. Austin NOTES: A two-year captain ... missed final 30 mins vs. Penn & DNP vs. FAU (elbow) ... scored a season-high 17 pts at Rhode Island ... one of the top defensive players in the SEC ... set school record for charges taken in a season with 23 as a freshman & has 43 for his career ... named Academic All-District, becoming the fourth player in program history to achieve feat.	SEASON HIGHS Pts: 17 at Rhode Island (11/15/19) Rebs: 6 2x, last vs. Iowa State (11/28/19) Asts: 4 vs. Furman (11/19/19) Stls: 2 2x, last vs. Iowa State (11/28/19)
		F/G • 6-7 • 205 • Jr. • Greensboro, Ala.							
		PPG	RPG	APG	SPG	BPG	FT%		
7.6	3.9	2.1	0.9	0.6	.625	21.7			
2		KIRA LEWIS JR.						LAST GAME: 15 pts, 6 rebs, 4 stls, 3 asts vs. Stephen F. Austin NOTES: Leads team in scoring, assists & minutes per game ... 3rd in SEC in ppg and 10th in apg ... career highs of 30 pts & 8 rebs vs. Penn ... leads team with 4 games of 20 or more points ... named preseason All-SEC First Team ... helped lead Team USA to the gold medal at the 2019 FIBA Men's Basketball U-19 World Cup last summer.	SEASON HIGHS Pts: 30 vs. Penn (11/5/19) Rebs: 8 vs. Penn (11/5/19) Asts: 8 vs. Florida Atlantic (11/11/19) Stls: 4 vs. Stephen F. Austin (12/6/19)
		G • 6-3 • 165 • So. • Meridianville, Ala.							
		PPG	RPG	APG	SPG	3FG%	FT%		
18.6	5.4	4.4	1.8	.381	.808	37.8			
3		ALEX REESE						LAST GAME: 15 pts, 4 rebs, 2 asts vs. Stephen F. Austin NOTES: Season-high 15 pts in win over SFA ... added 12 pts & 8 rebs vs. Florida Atlantic ... ranks 2nd on team in blocks, 4th in rebounding ... had 7 pts & season-high 9 rebs vs. UNC ... last season, he ranked 3rd on team in FT% (.745) & 5th in 3s made (22) and attempted (64) ... two-time SEC Academic Honor Roll.	SEASON HIGHS Pts: 15 vs. Stephen F. Austin (12/6/19) Rebs: 9 vs. North Carolina (11/27/19) Asts: 4 at Rhode Island (11/15/19) Blks: 2 2x, last vs. UNC (11/27/19)
		F • 6-9 • 245 • Jr. • Pelham, Ala.							
		PPG	RPG	APG	BPG	3FG%	FT%		
7.5	4.8	1.1	0.9	.306	.625	20.5			
5		JADEN SHACKELFORD						LAST GAME: 17 pts, 5 rebs, 2 asts, 2 stls vs. Stephen F. Austin NOTES: Ranks 3rd on team in scoring and threes made (15), leads squad in 3s attempted (55) ... season-high 25 pts vs. Furman ... 2nd on team with 4 double-digit scoring gms, 3rd in minutes per game ... 2019 conference player of the year & first team all-state ... avg. 45.5 ppg in conference & finished the season averaging 34.0 ppg.	SEASON HIGHS Pts: 25 vs. Furman (11/19/19) Rebs: 5 3x, last vs. SFA (12/6/19) Asts: 4 vs. Southern Miss (11/29/19) Stls: 3 vs. Furman (11/19/19)
		G • 6-3 • 195 • Fr. • Hesperia, Calif.							
		PPG	RPG	APG	SPG	3FG%	FT%		
11.8	3.6	1.8	0.9	.275	.750	25.2			
11		BEETLE BOLDEN						LAST GAME: DNP vs. Stephen F. Austin NOTES: Team's lone senior who is a grad transfere from West Virginia ... season-high 23 pts & hit 4 treys vs. Southern Miss ... three-time Academic All-Big 12 Second Team honoree ... played in 82 career games at WVU amassing 635 points (7.7 ppg), while knocking down 210-of-492 (.427) field goals and 121-of-303 (.399) threes.	SEASON HIGHS Pts: 23 vs. Southern Miss (11/29/19) Rebs: 5 vs. Penn (11/5/19) Asts: 3 vs. North Carolina (11/27/19) Stls: 2 vs. Penn (11/5/19)
		G • 6-0 • 160 • Gr. • Covington, Ky.							
		PPG	RPG	APG	SPG	3FG%	FT%		
8.8	2.2	1.3	0.7	.444	.700	20.0			
12		JAYLEN FORBES						LAST GAME: 4 pts, 2 rebs vs. Stephen F. Austin NOTES: A four-star prospect who was ranked the No. 84 player overall and No. 2 player in Mississippi according to ESPN.com ... the top scorer in Florence High School program history who averaged 25.1 points, 6.6 rebounds and 1.2 steals per game ... tabbed first team all-state by the Clarion Ledger.	SEASON HIGHS Pts: 5 vs. Iowa State (11/28/19) Rebs: 8 vs. Penn (11/5/19) Asts: 1 4x, last vs. So. Miss (11/29/19) Stls:
		G • 6-4 • 186 • Fr. • Florence, Miss.							
		PPG	RPG	APG	SPG	3FG%	FT%		
2.1	2.9	0.5	0.0	.154	.429	12.0			
15		TYLER BARNES						LAST GAME: DNP vs. Stephen F. Austin NOTES: A two-time SEC Academic Honor Roll honoree ... walk-on who has seen action in 11 career contests during his three seasons at Alabama ... earned a spot on the roster following walk-on tryouts prior to the 2018-19 season ... averaged 10.2 points and 8.7 rebounds per game during his senior season at St. Xavier HS.	SEASON HIGHS Pts: Rebs: 4 vs. Florida Atlantic (11/11/19) Asts: Blks:
		F • 6-8 • 201 • Jr. • Louisville, Ky.							
		PPG	RPG	APG	BPG	FG%	FT%		
0.0	1.3	0.0	0.0	.000	.000	1.7			
21		BRITTON JOHNSON						LAST GAME: DNP vs. Stephen F. Austin NOTES: Earned a spot on the SEC First Year Academic Honor Roll ... played in five contests in his first year as a walk-on ... was a two-year letterwinner at Mountain Brook HS ... helped lead team to back-to-back Alabama 7A state championships (2017 and 2018), averaging 9.0 points and 2.2 rebounds per game over that stretch.	SEASON HIGHS Pts: 3 vs. Iowa State (11/29/19) Rebs: Asts: Stls:
		G • 6-4 • 183 • So. • Mountain Brook, Ala.							
		PPG	RPG	APG	SPG	FG%	FT%		
1.0	0.0	0.0	0.0	.500	.000	1.3			
23		JOHN PETTY JR.						LAST GAME: 14 pts, 4 rebs, 3 stls 2 asts vs. Stephen F. Austin NOTES: Leads UA in rpg & 3-pt FG%, ranks 2nd in ppg, mpg & apg ... No. 2 in SEC 3FG% ... avg. 19.4 ppg while shooting 53.8% from 3 over his last 5 gms ... had career highs of 34 pts & 12 rebs vs. Iowa State ... No. 9 in UA history in career 3s made (169) & No. 8 in 3s att. (457) ... set a UA freshman record with 90 made threes & 242 threes att.	SEASON HIGHS Pts: 34 vs. Iowa State (11/29/19) Rebs: 12 vs. Iowa State (11/29/19) Asts: 5 vs. Florida Atlantic (11/11/19) Stls: 3 2x, last vs. SFA (12/6/19)
		G • 6-5 • 184 • Jr. • Huntsville, Ala.							
		PPG	RPG	APG	SPG	3FG%	FT%		
15.0	7.0	2.1	1.5	.444	.710	33.6			
30		GALVIN SMITH						LAST GAME: 3 blks, 2 rebs, 1 ast vs. Stephen F. Austin NOTES: A two-time SEC Academic Honor Roll honoree ... named to SEC Community Service Team last season ... played in 30 games last season and 63 total games during his career ... averaged 13.1 minutes and 3.8 points per game last season, while shooting 52.2 percent from the field.	SEASON HIGHS Pts: 6 at Rhode Island (11/15/19) Rebs: 5 vs. Iowa State (11/29/19) Asts: 2 vs. Florida Atlantic (11/11/19) Blks: 3 3x, last vs. SFA (12/6/19)
		F • 6-9 • 240 • Jr. • Clinton, Miss.							
		PPG	RPG	APG	BPG	FG%	FT%		
1.9	2.3	0.4	1.8	.353	.500	13.0			
35		RAYMOND HAWKINS						LAST GAME: DNP vs. Stephen F. Austin NOTES: First signee of the Nate Oats era at Alabama ... a four-star recruit according to ESPN.com ... played at Bishop O'Dowd from 2016-18 before transferring to Findlay Prep in Henderson, Nev., for his final year ... averaged 14.9 points, 5.9 rebounds and 1.1 assists per game while shooting 60 percent from the field as a senior.	SEASON HIGHS Pts: Rebs: Asts: Blks:
		F/C • 6-9 • 240 • Fr. • Oakland, Calif.							
		PPG	RPG	APG	BPG	FG%	FT%		
0.0	0.0	0.0	0.0	.000	.000	1.0			

LAST TIME OUT: ALABAMA 78, STEPHEN F. AUSTIN 68 [TUSCALOOSA, ALA. - DEC. 6, 2019]

Official Basketball Box Score - Final															Game Time: 1:00 AM				
Stephen F. Austin at Alabama															Game Duration: 2:21				
12/07/19 Coleman Coliseum, Tuscaloosa															Attendance: 9,545				
2019-20 Men's Basketball															Officials: Doug Shows, Terry Oglesby, Keith Patterson				
Stephen F. Austin - 68															Record: 7-2				
NO.	Name	Min	FG	3P	FT	Rebounds		Fouls		TP	AS	TO	ST	Blocks		+/-			
14	Gavin Kensmil	F 20:16	1-3	0-0	2-2	1	1	2	4	1	4	0	4	0	0	1	-7		
23	Nathan Bain	F 17:12	1-1	0-0	0-0	0	2	2	1	0	2	1	2	0	0	0	-5		
1	Kevon Harris	G 30:25	3-16	0-3	4-4	1	6	7	3	3	10	2	4	0	0	3	-3		
2	Roti Ware	G 30:51	6-14	1-3	0-0	1	0	1	4	2	13	0	2	4	0	1	-10		
10	John Comeaux	G 28:30	5-8	2-4	1-3	0	4	4	4	3	13	2	2	4	0	1	-4		
12	Charlie Daniels	14:06	1-1	0-0	3-3	3	0	3	5	2	5	0	1	0	0	0	-6		
3	Cameron Johnson	21:07	6-12	0-1	6-9	3	3	6	3	6	18	1	2	2	0	1	-7		
13	Calvin Solomon	20:29	0-3	0-0	0-0	1	4	5	2	2	0	0	1	1	0	1	-5		
4	David Kachelries	06:24	0-1	0-1	0-0	0	1	1	1	0	0	0	1	1	0	0	-3		
0	Sama Zha Hart	06:31	0-1	0-0	0-0	1	1	2	0	0	0	0	0	0	0	0	3		
11	Oddyest Walker	04:09	1-1	1-1	0-0	0	0	0	0	0	3	0	0	0	0	0	-3		
Team						4	1	5	0	0	0	0	0						
Totals		24:61	4-13	16-21	15	23	38	27	19	68	6	19	12	0	8	10			
Technical Fouls: NONE																			
Alabama - 78															Record: 4-4				
NO.	Name	Min	FG	3P	FT	Rebounds		Fouls		TP	AS	TO	ST	Blocks		+/-			
0	Javian Davis	F 24:24	2-2	0-0	7-10	0	2	2	3	5	11	0	0	2	0	0	9		
3	Alex Reese	F 28:34	5-9	4-8	1-1	2	2	4	2	1	15	2	2	0	1	0	15		
1	Herbert Jones	G 15:33	0-3	0-2	2-4	1	4	5	5	3	2	3	5	0	2	0	2		
2	Kira Lewis Jr.	G 39:54	6-9	2-4	1-2	0	6	6	2	2	15	3	5	4	0	0	10		
23	John Petty Jr.	G 35:48	4-10	4-10	2-2	1	3	4	1	3	14	2	2	3	2	0	9		
5	Jaden Shackelford	27:00	3-9	1-6	10-11	2	3	5	4	10	17	2	4	2	0	0	11		
30	Galin Smith	14:59	0-0	0-0	0-0	1	1	2	0	0	0	1	0	0	3	0	0		
12	Jaylen Forbes	13:48	1-5	0-2	2-5	0	2	2	2	3	4	0	2	0	0	0	-6		
Team						2	1	3	0	0	0	0	0						
Totals		21:47	11-32	25-35	9	24	33	19	27	78	13	20	11	8	0	10			
Technical Fouls: NONE																			
SFA			UA			Points from		SFA		UA		Period by Period Scoring							
Biggest lead			6 (1 st 13:01)			14 (2 nd 5:08)			Turnovers		21		20						
Best Scoring Run			7 (2 nd 13:10)			9 (2 nd 15:14)			Paint		36		18						
Lead Changes			9			Second Chance		11		14		SFA 31 37 68							
Times Tied			4			Fast Breaks		10		0		UA 32 46 78							
Time with Lead			14:16			23:27			Bench		26		21						

TUSCALOOSA, Ala. – The Alabama men’s basketball team used a balanced scoring attack, with five players in double-figures, to pull away from Stephen F. Austin and grab a 78-68 win on Friday night in Coleman Coliseum.

Five Alabama players out of the eight that saw action in the game finished the night scoring double-digit points led by Jaden Shackelford’s 17 point including hitting 10-of-11 from the foul line.

Alex Reese had a season-high 15 points, shooting 5-from-9 from the floor and 4-of-8 beyond the arc, also breaking a career high record of four threes made. In addition to Reese’s offensive output, Kira Lewis Jr. collected 15 points shooting 6-from-9 from the field, while adding six rebounds, three assists and a career-high tying four steals, all of which were in the first 20 minutes. John Petty Jr. and Javian Davis (11) also reached double figures as the Tide (4-4) handed the Lumberjacks (7-2) just their second loss of the season. SFA’s seven wins includes a defeat of then-No. 1 Duke last week in overtime.

Nate Oats Postgame Comments

“I’m proud of our effort. With Reese not practicing all week and for him to come in and do what he did was big. We kind of had a talk and I told him, I don’t care how many shots are missed. He’s a shooter, he needs to be shooting every time he’s open. It was great to see them go in. It’ll help his confidence. John has been on fire lately. Three out of his last four games he’s hit multiple threes to kind of help us break games open. The turnovers were a problem, but I thought the middle 30 minutes of that game, after we settled down after the first five minutes all the way up until the very end, that we did a good job of not turning it over. Once we got settled down with the turnovers, the rebounding got shored up when we made the run to start the second half. Those were two areas we knew they were really good at and we were going to have to play well and we had stretches we did pretty good job of that tonight. This is a good quality win. I mean that’s a team that plays with a lot of confidence. They’re one of the hardest playing teams we’ve seen. I played at Duke when I was at Buffalo, that’s not an easy game to go in and win. For a team that went in and won for the first time in over 20 years for a non-conference team to win in Cameron, that is going to be a confident team. They came in here and I thought our defense was as good as it has been all year. I’m proud of the guys’ effort tonight.”

Team Stats

- Alex Reese had a stand-out night, setting a season-high for threes made and tied a career high with eight three-point attempts
- The Tide had five players score 10-plus points. The last time this occurred was last season vs. Kentucky on Jan. 5, 2019
- As a team, the Crimson Tide established new season-best marks in blocked shots (8) and steals (11)

- After SFA held a one-point lead at the half (32-31), Alabama outscored Stephen F. Austin 46-37 in the second half
 - Kira Lewis Jr. tied his career high of four steals
 - John Petty Jr. has recorded five consecutive double-digit scoring games
- Alabama shot 50 percent (12-of-24) from the field over the final 20 minutes of action and finished at 45 percent for the game while holding the Lumberjacks to just 39 percent for the contest

First Half

- The game’s first four minutes were a defensive struggle, with the Crimson Tide and the Lumberjacks tied at 5-5 at the 15:42 mark
- With SFA leading 19-13, the Tide used a 7-0 run to take a 20-19 lead with 6:00 left in the opening half
- After the Lumberjacks claimed a 28-27 edge, Petty drilled his third three of the game to give the Tide a 30-28 lead with 1:24 remaining in the first – the Tide’s first lead of the game
- Alabama carried a 32-31 lead into halftime
- Lewis paced the Tide with seven points and four steals in the first 20 minutes
- The Crimson Tide held the Lumberjacks to just 33 percent (10-of-30) shooting in the first half

Second Half

- Alabama opened the second half with two three-pointers from Petty, giving the Tide a 38-33 advantage with 18:29 to play
- A three from Alex Reese and two free-throws from Jaden Shackelford capped off a 15-2 Alabama surge to open the half, turning a 33-32 deficit into a 47-35 Crimson Tide lead with 15:14 to go
- The Lumberjacks answered back with a 7-0 run to trim the Tide’s lead to 47-42 at the 13:10 mark
- The Crimson Tide responded with a 7-0 run of its own and extended its lead to 54-42 with 10:48 to go in the contest
- Alabama maintained a double-digit lead until the final media timeout of the game, as they led 65-53 with just 3:53 left in the game
- SFA would cut the Tide’s lead to 74-68 with 0:19 left, but Alabama would use free throws and defense to close out the game

2019-20 TOP PERFORMANCES

CATEGORY	ALABAMA	OPPONENTS
Points	34, John Petty Jr. vs. Iowa State, 11/28/19	33, Jordan Lyons, Furman, 11/19/19
Field Goals Made	11, 2x, last by John Petty Jr. vs. Iowa State, 11/28/19	9, Jordan Dingle, Penn, 11/5/19
Field Goal Attempts	23, Kira Lewis Jr. vs. North Carolina, 11/27/19	21, Jordan Lyons, Furman, 11/19/19
3-Pointers Made	7, John Petty Jr. vs. North Carolina, 11/27/19	6, Jordan Lyons, Furman, 11/19/19
3-Pointers Attempted	13, Jaden Shackelford. vs. Penn, 11/5/19	16, Jordan Lyons, Furman, 11/19/19
Rebounds	12, John Petty Jr. vs. Iowa State, 11/28/19	15, Armando Bacot, North Carolina, 11/27/19
Assists	8, Kira Lewis Jr. vs. Florida Atlantic, 11/11/19	9, Tyrese Haliburton, Iowa State, 11/28/19
Steals	4, 2x, last by Kira Lewis Jr. vs. Stephen F. Austin, 12/6/19	4, 6x, last by John Comeaux, Stephen F. Austin, 12/6/19
Blocks	3, 2x, last by Galin Smith vs. Stephen F. Austin, 12/6/19	4, George Conditt, Iowa State, 11/28/19


ALABAMA	TALE OF THE TAPE	PENN STATE
2019-20	Season	2019-20
4-4	Overall	8-2
4-4	Last 10	8-2
3-2	Last 5	3-2
79.4	PPG	79.5
77.8	OPP PPG	66.9
+1.6	Margin	+12.6
.438	FG%	.447
.425	FG% DEF	.393
.349	3PT%	.322
.318	3PT% DEF	.342
.702	FT%	.680
39.4	RPG	41.0
37.3	OPP RPG	36.4
+2.1	Margin	+4.6
14.0	APG	15.5
18.5	TOs PG	12.9
4.6	BPG	6.3
7.3	SPG	9.7

SERIES HISTORY	
Overall Series Record.....	Alabama leads, 4-1
Last Five Contests.....	Alabama leads, 4-1
Last 10 Contests.....	Alabama leads, 4-1
At Penn State.....	0-1
At Alabama.....	1-0
At Coleman Coliseum.....	0-0
Neutral Site.....	3-0
Series Streak.....	Alabama won 4
Last Meeting.....	Dec. 21, 2018 in Tuscaloosa, Ala. (Alabama 73, Penn State 64)

ABOUT PENN STATE

- Penn State enters the contest coming off one of its biggest wins in years when it toppled No. 4 and previously unbeaten Maryland, 76-69, on Tuesday night in State College, Pa. It marked Penn State's third win in the last four games. The Nittany Lions have also won games at Georgetown, vs. Syracuse and vs. Wake Forest, among others.
- Penn State boast four players who average double figures led by senior Lamar Stevens, who has collected more than 1,800 points and 700 rebounds for his career. The 6-8, 221-pound forward is averaging a team-leading 16.6 points per game, while topping the team in field goals made (60) and attempted (133). He also ranks second in rebounds (7.6 rpg) and steals (1.5 spg).
- Sophomore Myreon Jones, a native of Birmingham, Ala., is second on the team in scoring (13.2 ppg) and leads the squad in three-point field goal percentage (.400), free throw percentage (.870), assists (3.3 apg) and minutes (30.4 mpg). Senior Mike Watkins is averaging a near double-double at 10.2 points and a team-leading 9.4 rebounds per game, while sophomore Isaiah Brockington collects 10.2 ppg.
- As a team, the Nittany Lions are among the top rebounding teams in the nation, entering the game ranked 27th in the nation in rebounds per game (41.0). Additionally, Penn State is 10th in the country in blocks per game (6.3) and 17th nationally in steals per contest (9.7) while outscoring the opposition by 12.6 points per game (79.5-66.9).
- Head coach Patrick Chambers is in his ninth season at the helm of the Nittany Lions' program, compiling a record of 135-142 (.496) during his tenure in Happy Valley. During his 11 seasons as a head coach, including two years as the head coach at Boston University, Chambers owns a career record of 177-170 (.510).

SOCIAL MEDIA:



Follow **ALABAMA MEN'S BASKETBALL** on the social media sites listed for up-to-date news, exclusive content and more.

ASSOCIATED PRESS POLL

WEEK 6 (DEC. 9)				
Rank	Team (FPV)	Points	Record	Prev. Rank
1	Louisville (55)	9-0	1,591	1
2	Kansas (4)	7-1	1,486	2
3	Ohio State (5)	9-0	1,464	6
4	Maryland	10-0	1,428	3
5	Michigan	8-1	1,286	4
6	Gonzaga	10-1	1,235	9
7	Duke	9-1	1,232	10
8	Kentucky	7-1	1,170	8
9	Virginia	8-1	1,060	5
10	Oregon	7-2	905	13
11	Baylor	7-1	872	18
12	Auburn	8-0	836	14
13	Memphis	8-1	756	15
14	Dayton	7-1	672	19
15	Arizona	9-1	654	12
16	Michigan State	6-3	637	11
17	North Carolina	6-3	615	7
18	Butler	9-0	529	24
19	Tennessee	7-1	455	21
20	Villanova	7-2	485	23
21	Florida State	8-2	253	17
22	Seton Hall	6-3	250	16
23	Xavier	9-1	216	NR
24	Colorado	7-1	210	20
25	San Diego State	10-0	197	NR

Others receiving votes: Utah State 160, Washington 144, Purdue 130, Indiana 13, Marquette 11, Liberty 9, Saint Mary's 8, Texas 6, **Florida 5**, **Penn State 5**, **Georgia 4**, West Virginia 3, **Richmond 3**, **LSU 2**, Duquesne 1, DePaul 1, Virginia Commonwealth 1.

USA TODAY/COACHES POLL

WEEK 6 (DEC. 9)				
Rank	Team (FPV)	Record	Points	Prev. Rank
1	Louisville (28)	9-0	772	1
2	Ohio State (2)	9-0	717	6
3	Kansas	7-1	714	3
4	Maryland (1)	10-0	693	4
5	Duke	9-1	610	8
6	Gonzaga	10-1	589	9
7	Michigan	8-1	563	5
8	Virginia	8-1	533	2
9	Kentucky	7-1	523	10
10	Auburn	8-0	442	13
11	Baylor	7-1	438	16
12	Dayton	7-1	384	17
13	Oregon	7-2	374	14
14	Arizona	9-1	330	11
15	Michigan State	6-3	291	12
16	North Carolina	6-3	284	7
17	Memphis	8-1	263	18
	Tennessee	7-1	263	20
19	Butler	9-0	250	24
20	Villanova	7-2	190	22
21	Florida State	8-2	189	19
22	Seton Hall	6-3	131	15
23	Colorado	7-1	100	21
24	San Diego State	10-0	82	NR
25	Washington	7-2	72	23

Others receiving votes: Purdue 68, Xavier 66, Utah State 32, VCU 17, Texas 12, Oklahoma 11, Oklahoma State 10, Indiana 10, **LSU 10**, DePaul 9, Marquette 8, Wichita State 6, Saint Mary's 4, Stanford 4, **Florida 4**, Iowa State 2, Creighton 2, **Arkansas 1**, Texas Tech 1, Liberty 1

QUICK FACTS

UNIVERSITY

Location	Tuscaloosa, Ala.
Founded	April 12, 1831
Enrollment	38,103
Conference	Southeastern
Colors	Crimson and White
Nickname	Crimson Tide
President	Dr. Stuart Bell
Athletic Director	Greg Byrne

FACULTY ATHLETICS

Facultay Athletics Representative	Dr. James King
Sport Administrators	Jeff Purinton
Arena (Capacity)	Coleman Coliseum (15,383)

COACHING STAFF

Head Coach	Nate Oats
Alma Mater	Maranatha Baptist, 1998
Record at Alabama	4-4 (1st)
Career Record	100-47, .678 (Fifth Season)
Assistant Coaches	Charlie Henry Bryan Hodgson Antoine Pettway
Director of Operations	Adam Bauman
Operations Coordinator	Alex Accetta
Strength and Conditioning	Mike Snowden
Athletic Trainer	Clarke Holter
Director of Video Services	Andrew Steele
Director of Player Development	Dr. Arnie Guin
Nutritionist	Amanda Branson
Graduate Managers	Donovan Kates, Patrick Niland, Christian Pino

TEAM INFORMATION

2019-20 Record	4-4
2019-20 SEC Record	0-0
2019-20 H/A/N Record	3-1/0-1/1-2
Starters Returning/Lost	3/2
Letterwinners Returning/Lost	7/7
Newcomers	7*

* includes transfers

PROGRAM HISTORY

All-Time Record	1,679-1,050-1 (.616)
SEC Record	791-616 (.562)
SEC Tournament Record	67-53 (.558)
SEC Championships	7
NCAA Appearances	20
NIT Appearances	16

ATHLETICS COMMUNICATIONS

Basketball Contact	Aaron Jordan
Director of Athletics Communications	
Office	205-348-6084
Mobile	205-913-1979
E-mail	ajordan@ia.ua.edu
Fax	205-348-8841
Website	www.RollTide.com
Mailing Address	1201 Coliseum Drive Room 170 Tuscaloosa, AL 35487

ALABAMA MEN'S BASKETBALL QUICK HITS

TEAM NOTES

• Alabama will begin a three-game stretch away from Tuscaloosa when it takes on Penn State on Saturday afternoon in State College, Pa. Saturday's contest is the return game of a home-and-home contract between the two teams that began when the Crimson Tide faced the Nittany Lions last season in Coleman Coliseum. Alabama captured a 74-63 victory in that contest which was played on Dec. 21, 2018. The last time the two teams met on the hardwood prior to last year's showdown was nearly 36 years ago today on Dec. 11, 1983, when UA secured a 75-67 double overtime win, which was also the last time the Alabama played a game at Penn State.

• Most recently, the Crimson Tide played its only home game in a 40 day stretch that spans from Nov. 19 (vs. Furman) to Dec. 29 (vs. Richmond) when it captured a 78-68 victory over Stephen F. Austin. The Lumberjacks made national headlines a week prior to the contest when they went on the road and pulled off an 85-83 victory over then-No. 1 Duke on Nov. 26. However, it was Alabama who stormed ahead with a strong second half performance to pull out the 10-point victory.

• UA shot a scorching 72.7 percent from the field (16-of-22) and from beyond the arc (8-of-11) in the second half of its victory over Southern Miss on Nov. 28. The Tide secured the 83-68 win by knocking down eight of its final nine shots from the field. It marked the team's best half of shooting since March 21, 2011 when Alabama connected on 75.0 percent of its field goal attempts in the second half vs. New Mexico.

• Alabama's pace of play ranks among the national leaders entering the game at Penn State. The Crimson Tide average of 78.5 possessions per 40 minutes is at 78.5 which ranks fifth-best in the country. Furthermore, UA's average possession length is at 14.6 which ranks as the eighth-fastest in the nation.

• Head coach Nate Oats showed fans why his style of play is sure to be entertaining. The Crimson Tide put up 76 shots (27-of-76, 35.5 percent) in the season-opening against Penn, which is more than any game since it posted 76 shots in a triple overtime loss at LSU on Feb. 13, 2013. Furthermore, the last time an Alabama team put up 76 shots in regulation came on Dec. 4, 2004 when it had 80 field goal attempts in a 79-72 win over Charlotte.

INDIVIDUAL NOTES

• Junior guard John Petty Jr. enters the game at Penn State on a tear. Petty has reached double digits in five straight games and is averaging 19.4 points per game over the stretch. He is shooting 50.8 percent (30-of-59) from the field and 53.8 percent (21-of-39) from beyond the arc, making a total of 21 treys – an average of 4.2 threes made per game during the stretch.

• During his three games played at the Battle 4 Atlantis last week, Petty averaged 22.3 points and 7.7 rebounds per game while shooting 54 percent (21-of-39) from the field, 61 percent (14-of-23) from beyond the arc and 92 percent (11-of-12) from the charity stripe. That included a career night in which Petty collected career highs of 34 points and 12 rebounds in the Tide's loss to Iowa State.

• Kira Lewis Jr. is showing why the SEC coaches voted him to the league's preseason first team. Entering Saturday's contest, Lewis is averaging 18.6 points and 4.4 assists per game, which rank No. 3 and No. 10 in the SEC, respectively. In the season opener vs. Penn (Nov. 5), the Meridianville, Ala., native went off for a career high 30 points and eight rebounds. He became the third Alabama men's basketball player in program history – and the first in over 30 years – to score 30 or more points in a season-opening contest in program history, joining Michael Ansley (30 vs. New Mexico State Nov. 27, 1987) and Mike Nordholz (37 vs. Jacksonville State on Dec. 1, 1966).

• Herbert Jones is considered one of the elite defensive players in the Southeastern Conference. After leading the Tide in charges taken for each of the last two seasons, which includes a school record 23 as a freshman, he has accounted for 44 charges over his 76 career games played at Alabama. His defensive prowess was no more evident than in the Tide's season-opening loss to Penn. Jones played the opening 10 minutes before an elbow injury forced him to miss the remainder of the game, as well as the FAU contest. When he was on the floor, UA allowed 0.81 points per possession on defense, however, in the 30 minutes he did not play, the Tide gave up 1.09 points per possession. That equates to nearly 30 points per 100 possession.

2019-20 ROSTER & PRONUNCIATIONS

No.	Name	Pi-net-ick	Pos.	Ht./Wt.	Yr.	Major	Hometown
0	Javian Davis-Fleming	JAY-vee-on	F	6-9/242	R-Fr.	Public Health	Canton, Miss.
1	Herbert Jones		G/F	6-7/205	Jr.	Business Man.	Greensboro, Ala.
2	Kira Lewis Jr.	KIE (like PIE)-ruh	G	6-3/165	So.	Consumer Science	Meridianville, Ala.
3	Alex Reese		F	6-9/245	Jr.	Psychology	Pelham, Ala.
4	Juwan Gary	juh-WAHN	F	6-5/215	Fr.	Comm. Studies	Columbia, S.C.
5	Jaden Shackelford		G	6-3/195	Fr.	Advertising	Hesperia, Calif.
11	James "Beetle" Bolden		G	6-0/160	Gr.	Sports Man. ^{Masters}	Covington, Ky.
12	Jaylen Forbes		G	6-4/186	Fr.	Exercise Science	Florence, Miss.
13	Jahvon Quinerly	juh-VON	G	6-1/175	So.	Advertising	Hackensack, N.J.
15	Tyler Barnes		F	6-8/201	Jr.	Chemical Eng.	Louisville, Ky.
21	Britton Johnson		G	6-4/183	So.	Business Man.	Mountain Brook, Ala.
23	John Petty Jr.		G	6-5/184	Jr.	General Studies	Huntsville, Ala.
25	Adam Cottrell	COTT-rull	G	6-3/190	Fr.	Business	Flowery Branch, Ga.
30	Galin Smith	GAY-lin	F	6-9/240	Jr.	Exercise Science	Clinton, Miss.
33	James Rojas	ROE-hoss	F	6-8/215	Jr.	General Studies	Jamestown, N.Y.
34	Sam Okauru	ok-KAH-roo	G	6-5/200	Fr.	Business	Raleigh, N.C.
35	Raymond Hawkins		F	6-9/240	Fr.	Communications	Oakland, Calif.

BLUE COLLAR PTS

The Blue Collar Award is something created by head coach Nate Oats which is handed out to a Crimson Tide men's basketball player at the end of each game. The point system accumulates over the course of a game. Deflections, steals, blocks, rebounds and loose balls count for one point. Offensive rebounds are worth 1.5 points, floor dives are two and charges are worth four points. Below is list of players who have earned the Blue Collar Award for each game:

OPPONENT.....	TEAM TOTAL.....	HARD HAT AWARD
Georgia Tech.....	111.5	Herbert Jones
Penn.....	120	John Petty Jr.
Florida Atlantic.....	112.5	Javian Davis
at Rhode Island.....	84.0	Herbert Jones (2)
Furman.....	108.5	Javian Davis (2)
vs. North Carolina.....	114.0	Kira Lewis Jr.
vs. Iowa State.....	102.0	John Petty Jr. (2)
vs. Southern Miss.....	83.0	Herbert Jones (3)
Stephen F. Austin.....	99.0	Jaden Shackelford
at Penn State		
at Samford		
vs. Belmont		
Richmond		
at Florida		
Mississippi State		
at Kentucky		
Auburn		
Missouri		
at Vanderbilt		
Kansas State		
at LSU		
Arkansas		
Tennessee		
at Georgia		
at Auburn		
LSU		
Texas A&M		
at Ole Miss		
at Mississippi State		
South Carolina		
Vanderbilt		
at Missouri		

CUMULATIVE BLUE COLLAR POINTS TOTAL

John Petty Jr.....	154.5
Javian Davis.....	147
Herbert Jones.....	133.5
Kira Lewis Jr.....	114.5
Alex Reese.....	91.5
Beetle Bolden.....	79
Jaden Shackelford.....	95.5
Galin Smith.....	78.5
Jaylen Forbes.....	60
Tyler Barnes.....	6
Britton Johnson.....	6
Raymond Hawkins.....	1
TOTALS.....	971.0

SEASON DEFLECTIONS

Javian Davis.....	31
John Petty Jr.....	31
Herbert Jones.....	29
Kira Lewis Jr.....	24
Jaden Shackelford.....	20
Alex Reese.....	15
Beetle Bolden.....	7
Jaylen Forbes.....	6
Galin Smith.....	6
Tyler Barnes.....	2
Britton Johnson.....	1
Raymond Hawkins.....	1
TOTALS.....	153

ALABAMA IN ITS 107TH SEASON OF BASKETBALL

- Alabama is in its 107th season of basketball in 2019-20. The Tide's first season of hoops came in 1912-13. There was no season in 1943-44 due to World War II.
- The Tide holds an all-time record of 1,679-1,050-1 (.616), which includes a 791-616 (.562) record in SEC play.
- Alabama ranks second in the SEC in league victories and all-time winning percentage.
- UA has made 36 NCAA (20) or NIT (16) appearances and has won seven SEC regular-season titles and six SEC Tournament championships.

ABOUT ALABAMA

- Alabama will begin a stretch of three straight games away from Tuscaloosa when it travels to take on the Penn State Nittany Lions on Saturday afternoon. It will mark the Crimson Tide's second trip to State College, Pa., in program history. The only other occurrence came on Dec. 11, 1983 – a game UA won in overtime, 75-67.
- Three Alabama players average double figures, while seven average at least 7.5 points per game through its eight contests played. Sophomore Kira Lewis Jr. tops the squad and ranks third in the SEC with 18.6 points per game. He leads UA and is tied for 10th in the league with 4.4 assists, while he also tops the team in steals (1.8 spg), minutes (37.8) and field goals made (56) and attempted (116). A first-team All-SEC preseason honoree, Lewis is shooting 48.3 percent from the field and 38.1 percent (16-of-42) from beyond the arc.
- John Petty Jr. is second on the team in scoring average at 15.0 points per contest which includes five consecutive double-digit contests. The junior guard ranks second in the SEC in three-point field goal percentage (44.4 percent) and leads the team in threes made (24) and rebounding (7.0 rpg) while ranking second in steals (1.5 spg) and minutes (33.6 mpg) per game.
- Freshman Jaden Shackelford also average in double figures at 11.8 ppg. He leads the team in threes attempted as 54 of 84 field goal attempts have come from beyond the three-point line.
- Graduate senior Beetle Bolden (8.8 ppg), redshirt freshman Javian Davis (8.9 ppg) and juniors Herbert Jones (7.6 ppg) and Alex Reese (7.5 ppg) are all contributing offensively.
- As a team, the Crimson Tide has been outrebounded only twice in eight games played this year. Alabama owns a +2.1 advantage on the glass (39.4-37.3). Alabama has outscored the opposition by +1.6 points (79.4-77.8) and is shooting 43.8 percent from the field, 34.9 percent from beyond the arc and 70.4 percent from the foul line.
- The Tide enters the contest leading the SEC and ranked 10th in the nation in three-point field goals made per game (10.1), while the team's 34.9 three-point field goal percentage ranks third in the SEC.

ALABAMA INKS FOUR-STAR FORWARD AND NO. 58 OVERALL PLAYER

- Alabama men's basketball head coach Nate Oats officially announced the addition of 6-8, 200-pound forward Keon Ambrose-Hylton.
- A native of Toronto, Ontario, Ambrose-Hylton is a consensus four-star signee who is rated as high as the No. 58 overall player according to ESPN. Additionally, the athletic and versatile forward is ranked as the No. 2 player in Canada's entire 2020 class.
- ESPN rates him as the No. 58 overall player in the 2020 class and No. 14 at his position
- Ranked by 247Sports.com as the No. 78 overall player in the nation and the No. 13 power forward
- Additionally, he is ranked by North Pole Hoops as the No. 2 overall player in Canada's 2020 class
- Originally hails from Toronto but is playing his high school ball at International Sports Academy in Willoughby, Ohio.
- Competed in the FIBA World Cup for the Canadian National Under 17 Team in 2017 and the Under 19 National Team in 2019

2019-20 HUSTLE STATS

DUNK CHART

PLAYER	DUNKS
Lewis Jr.	4
Petty	3
Reese	3
Davis	2
Jones	1
Smith	1
TOTALS	14

CHARGES TAKEN

PLAYER	CHARGES
Bolden	7
Jones	4
Shackelford	2
Forbes	1
Lewis Jr.	1
TOTALS	15

FLOOR DIVES

PLAYER	CHARGES
Davis	15
Jones	11
Bolden	8
Smith	8
Petty	5
Forbes	4
Lewis	4
Reese	3
Shackelford	3
Johnson	1
TOTALS	62

AND-1's

PLAYER	AND-1's
Shackelford	4-for-5
Jones	3-for-3
Lewis Jr.	0-for-2
Davis	1-for-1
Reese	1-for-1
Bolden	0-for-1
TOTALS	9-for-13 (.692)

SPECIALTY STATS

Opponent	Pts off				
	Paint	T/O	2ndCh	FastB	Bench
PENN	42	18	13	2	9
ALABAMA	30	17	18	9	20
FLORIDA ATLANTIC	26	19	11	3	19
ALABAMA	34	11	16	8	31
at Rhode Island	38	33	3	21	25
ALABAMA	50	18	9	17	21
FURMAN	16	14	7	2	9
ALABAMA	38	12	8	8	28
vs. North Carolina	40	12	23	12	10
ALABAMA	28	17	7	4	7
vs. Iowa State	24	24	4	13	24
ALABAMA	36	13	14	12	29
vs. Southern Miss	26	14	14	6	17
ALABAMA	26	24	12	18	35
STEPHEN F. AUSTIN	36	21	11	10	26
ALABAMA	18	20	14	0	21
at Penn State					
ALABAMA					
at Samford					
ALABAMA					
vs. Belmont					
ALABAMA					
RICHMOND					
ALABAMA					
at Florida					
ALABAMA					
MISSISSIPPI STATE					
ALABAMA					
at Kentucky					
ALABAMA					
AUBURN					
ALABAMA					
MISSOURI					
ALABAMA					
at Vanderbilt					
ALABAMA					
KANSAS STATE					
ALABAMA					
at LSU					
ALABAMA					
ARKANSAS					
ALABAMA					
TENNESSEE					
ALABAMA					
at Georgia					
ALABAMA					
at Auburn					
ALABAMA					
LSU					
ALABAMA					
TEXAS A&M					
ALABAMA					
at Ole Miss					
ALABAMA					
at Mississippi State					
ALABAMA					
SOUTH CAROLINA					
ALABAMA					
VANDERBIT					
ALABAMA					
at Missouri					
ALABAMA					
OPPONENT Totals	258	160	84	69	139
Average/Game	32.2	20.0	10.5	8.6	17.4
ALABAMA Totals	260	134	93	76	192
Average/Game	32.5	16.8	11.6	9.5	24.0

- Ran with UPLAY Canada on the Nike EYBL circuit and averaged 11.8 points, 6.2 rebounds, 1.3 assists and a block per game.
- In the prestigious Peach Jam Invitational, he averaged 20.2 points, 7.2 rebounds, 2.0 assists and 2.8 steals per game

PETTY IS READY

- Guard John Petty Jr. has been on fire as of late entering the game at Penn State. Having scored in double figures in five straight contests, Petty is knocking down 53.8 percent (21-of-39) of his three-point attempts and averaging 19.4 points and 4.2 threes made per contest over the five-game stretch.
- The five-game stretch includes the Tide's three games played in the Battle 4 Atlantis, where Petty averaged 22.3 points, 7.7 rebounds and 1.4 steals per game, while shooting 54 percent from the floor and 61 percent from beyond the arc. That included a career night when he accounted for 34 points and 12 rebounds in a loss to Iowa State.
- Thanks in large part to his sudden surge, Petty currently ranks second in the SEC in three-point field goal percentage (.444) and is third in threes made per game (3.0). The Huntsville, Ala., native also ranks among the league leaders in scoring (13th - 15.0 ppg) and rebounding (10th - 7.0 rpg).
- Below is a breakdown comparing Petty's first three games of the season to his last four:

	PPG	RPG	FGM-FGA	FG%	3FGM-3FGA	3FG%	FTM-FTA	FT%
First Three Games	7.7	7.7	7-25	.280	3-15	.200	6-12	.500
Last Five Games	19.4	6.4	30-59	.508	21-39	.538	16-19	.842

ENJOYING ADULTHOOD

- As a freshman last season, guard Kira Lewis Jr. was the youngest active player in the country. Now as an 18-year-old sophomore, the Crimson Tide point guard's second season could not have gotten off to a better start.
- After earning SEC All-Freshman honors a year ago, the Meridianville, Ala., native was voted to the preseason All-SEC first team by the coaches, while the media selected him to the league's second team to start the year.
- Through eight games on the season, Lewis ranks second in the SEC in minutes per game (37.6) and is third in the conference in scoring average (18.6 ppg). He tops the Crimson Tide and ranks 10th in the league in assists (4.4 apg), steals (1.8 spg) and free throw percentage (.808). Additionally, he is the team leader in field goals made (56) and attempted (116) and ranks second on the team in rebounding (5.4 rpg) and threes made (16).
- The hot start could be attributed to the experience he gained over the summer as a member of the USA Men's Basketball U19 World Cup Team that went undefeated and won a gold medal at the FIBA World Cup in Greece.

INCREASING THE PACE OF PLAY

- Head coach Nate Oats has brought an entertaining style of play to the Capstone. That much became evident in the season-opening contest vs. Penn when the Crimson Tide put up 76 shots (27-of-76, 35.5 percent), which is more than any game since it posted 76 shots in a triple overtime loss at LSU on Feb. 13, 2013. Furthermore, the last time an Alabama team put up 76 shots in regulation came on Dec. 4, 2004 when it had 80 field goal attempts in a 79-72 win over Charlotte.
- Through eight games this season, Alabama ranks among the top teams in the nation when it comes to the pace of play. According to KenPom.com's latest numbers (as of Dec. 10), the Tide ranks fifth in the nation in Raw Tempo (78.5), while the average offensive possession length is 14.6, good for eighth nationally.

STEPPING UP IN THE SECOND HALF

- During the recent two-game winning streak, Alabama has pulled away from each opponent in the second half. Over the stretch, the Tide is outscoring the opposition 45.5-35.0 over the final 20 minutes of a game while shooting 60.9 percent (28-of-46) from the field and 50.0 percent (14-of-28) from beyond the arc.
- UA held a narrow 38-35 lead over Southern Miss on Nov. 30 but outscored the Golden Eagles 45-33 over the final 20 minutes. As a team, the Tide shot a scorching 72.7 percent from the field (16-of-22) and from beyond the arc (8-of-11) in the second half of that contest. Alabama secured the win by knocking down eight of its final nine shots from the field.
- It marked the team's best half of shooting since March 21, 2011 when Alabama connected on 75.0 percent of its field goal attempts in the second half vs. New Mexico.
- Alabama outscored Stephen F. Austin 46-37 in the second half after holding just a 32-31 halftime lead, shooting 50.0 percent from the field.

RECORD WHEN...

At home	3-1	
On the road	0-1	
At neutral sites	1-2	
In SEC games	0-0	
SEC home games	0-0	
SEC road games	0-0	
In non-conference games	4-4	
In overtime	0-0	
In games decided by ...		
5 points or less	0-1	
6-10 points	2-1	
11 points or more	2-2	
Leading at the half		4-0
Trailing at the half		0-3
Tied at the half		0-1
Shooting 40% or better		4-2
Shooting less than 40%		0-2
Opponent better than 40%		1-4
Opponent shoots 40% or less		3-0
Shooting same or better than opponent		4-0
Shooting worse than opponent		0-4
Outrebounding opponent		2-3
Opponent outrebounds UA		1-1
Rebounds are tied		1-0
70% or better on FT		3-2
less than 70% on FT		1-2
More FT att. than opponent		4-1
Less FT att. than opponent		0-3
Same FT att. as opponent		0-0
40% or better on 3PT		1-1
Less than 40% on 3PT		3-3
More turnovers than opponent		3-2
Less turnovers than opponent		1-1
Same turnovers as opponent		0-1
Scoring 80 or more points		2-2
Scoring 70-79 points		2-1
Scoring 60-69 points		0-1
Scoring 50-59 points		0-0
Scoring less than 50 points		0-0
Allowing 80 or more points		0-3
Allowing 70-79 points		1-1
Allowing 60-69 points		2-0
Allowing 50-59 points		1-0
Allowing less than 50 points		0-0
On Sunday		0-0
On Monday		1-0
On Tuesday		1-1
On Wednesday		0-1
On Thursday		0-1
On Friday		2-1
On Saturday		0-0
In November		3-4
In December		1-0
In January		0-0
In February		0-0
In March		0-0

TOPPLING THE TOP 25

- Since the 2015-16 season, Alabama owns a record of 14-14 (.500) against teams ranked in the AP Top 25 (including NCAA Tournament contests).
- Last season, the Tide went 3-3 against top-25 competition, with all three victories coming in the month of January.
- The last time Alabama defeated a team ranked in the top five of the AP Poll came on Dec. 30, 2017 when UA defeated then-No. 5 Texas A&M 79-57 in Coleman Coliseum.
- Alabama last defeated a top-5 opponent away from Coleman Coliseum on Feb. 21, 2004, when the Tide down then No. 4 Mississippi State, 77-73, in Starkville, Miss.

LEWIS JR. TABBED PRESEASON ALL-SEC

- Alabama sophomore guard Kira Lewis Jr. was selected to the coaches Preseason All-Southeastern Conference First Team, while the league's media selected him as a second-team honoree.
- The Meridianville, Ala., native responded with a career game in the Tide's opener vs. Penn. In that contest, he went for career highs of 30 points and eight rebounds, while also accounting for a team-leading five assists and 38 minutes of action. With his scoring output, Lewis became just the third player in program history to score 30 or more points in a season-opening contests. The last time a player achieved the feat came 32 years ago when Michael Ansley scored 30 points against New Mexico State on Nov. 27, 1987. The only other player to reach that mark was Mike Nordholz who scored 37 points against Jacksonville State on Dec. 1, 1966.
- Lewis is coming off a rookie campaign that saw him lead the Crimson Tide in nearly every offensive category including scoring (13.5 ppg), assists (2.9 apg), field goals made (157) and attempted (363) and free throw percentage (.783), among others. As a result, the Huntsville, Ala., native earned a spot on the league's all-freshman team.

ALABAMA ANNOUNCED AS A PARTICIPANT IN THE 2020 MAUI JIM MAUI INVITATIONAL

- Alabama will be one of eight teams that will compete in the 2020 Maui Jim Maui Invitational. The event will take place on Nov. 23-25 at the historic Lahaina Civic Center on the island of Maui.
- In addition to the Crimson Tide, other participants in the 37th annual edition of the event include Davidson, Indiana, North Carolina, Providence, Stanford, Texas and UNLV.
- This will mark Alabama's second appearance in the event. The only other showing occurred back in 2008 when UA finished with a 2-1 record, falling to Oregon in the opening round before finishing play with back-to-back wins over Chaminade and Saint Joseph's.
- All eight teams in the 2020 field will be making a return appearance, including four squads from the 2008 field. In addition to Alabama, Indiana, North Carolina and Texas were among the eight teams that season.
- The 2020 bracket with matchups, times and television information will be released at a later date.

ALABAMA WELCOMES SEVEN NEWCOMERS TO THE 2019-20 ROSTER

- Along with a new head coach and staff, the 2019-20 Crimson Tide will have a new look to its team. This year's roster features a total of 10 newcomers, which includes a redshirt, six freshmen and three transfers.
- The four true freshmen include guards Jaylen Forbes and Jaden Shackelford, along with forwards Juwan Gary and Raymond Hawkins.
- The transfers consist of graduate student James "Beetle" Bolden (West Virginia), sophomore guard Jahvon Quinerly (Villanova) and junior forward James Rojas (Hutchinson C.C.).
- Freshman Javian Davis did not play last season and was redshirted, while walk-on freshmen Adam Cottrell and Sam Okauru round out the list of new faces on this season's team.

BY THE NUMBERS

1

Head coach Nate Oats places a big emphasis on transition points, so much so that his 2018-19 University of Buffalo team ranked No. 1 in the NCAA in transition points per game (23.7).

5

As of Dec. 10, KenPom.com ranks Alabama fifth in the nation in Raw Tempo (78.5).

8

Graduate transfer James "Beetle" Bolden is one of eight SEC men's basketball players who are currently wearing the "SEC Graduate" patch.

8

As of Dec. 10, KenPom.com ranks Alabama eighth in the nation in Average Possession Length (14.6).

10

The Crimson Tide has 10 newcomers on this year's team, including the team's lone senior on this year's team – graduate transfer James "Beetle" Bolden who transferred from West Virginia.

14

Number of AP Top-25 teams Alabama has beaten over the past four seasons (14-14), including a school record six (6-3) in 2017-18.

82

Number of games UA has won in league play over the past nine years (including 2018-19 season). UA ranks fifth in the league, trailing only Kentucky (123), Florida (106), Arkansas (85) and Ole Miss (83).

293

According to KenPom.com, this year's Alabama squad is ranked 293rd out of 353 teams in experience, with an average of 1.29 years of experience on the 2019-20 roster.

791

Number of SEC wins for Alabama, which ranks second among all league teams. The Crimson Tide's SEC winning percentage of .562 is also second-best in the conference annals.

1,679

Number of all-time wins for Alabama, now in its 107th year of basketball in 2019-20, which ranks second in the SEC.

LAST TIME VS PENN STATE - DEC. 21, 2018 [TUSCALOOSA, ALA.]

Official Basketball Box Score - Game Totals - Final Statistics
Penn State vs Alabama
 12/21/18 8 p.m. CT at Tuscaloosa, Ala. (Coleman Coliseum)

Penn State 64 • 6-6

##	Player	Total			3-Ptr			Rebounds			PF	TP	A	TO	Blk	Stl	Min
		FG	FGA	FT	FTA	FG	FGA	FT	FTA	Off							
11	Stevens, Lamar	f	6-19	0-6	0-0	0	4	4	2	12	3	5	2	0	39		
24	Watkins, Mike	f	3-5	0-0	0-0	2	6	8	4	6	2	1	1	2	15		
05	Wheeler, Jamari	g	0-1	0-1	0-0	1	2	3	4	0	1	1	1	0	17		
13	Bolton, Rasir	g	1-2	1-1	0-0	0	1	1	0	3	1	1	0	0	16		
23	Reaves, Josh	g	4-10	1-4	0-0	2	4	6	1	9	3	0	1	1	38		
00	Jones, Myreon		3-16	0-4	5-5	0	1	1	1	11	3	1	0	3	21		
02	Dread, Myles		3-7	2-6	0-0	0	1	1	3	8	1	0	0	0	15		
21	Harrar, John		1-3	0-0	0-0	3	2	5	3	2	2	0	1	1	19		
35	Buttrick, Trent		5-5	3-3	0-0	1	3	4	2	13	0	1	0	1	20		
Team						1	0	1									
Totals			26-68	7-25	5-5	10	24	34	20	64	16	10	6	8	200		

FG % 1st Half: 11-31 35.5% 2nd half: 15-37 40.5% Game: 26-68 38.2%
 3FG % 1st Half: 5-13 38.5% 2nd half: 2-12 16.7% Game: 7-25 28.0%
 FT % 1st Half: 0-0 0.0% 2nd half: 5-5 100.0% Game: 5-5 100.0%

Alabama 73 • 8-3

##	Player	Total			3-Ptr			Rebounds			PF	TP	A	TO	Blk	Stl	Min
		FG	FGA	FT	FTA	FG	FGA	FT	FTA	Off							
00	Hall, Donta	f	7-10	0-0	3-3	4	7	11	0	17	1	0	3	0	29		
34	Mack, Tevin	f	3-6	2-4	3-4	1	3	4	2	11	0	3	0	0	23		
02	Lewis Jr., Kira	g	2-7	0-1	3-4	0	1	1	2	7	4	1	0	1	29		
10	Jones, Herbert	g	3-7	0-0	2-4	0	4	4	2	8	2	1	3	3	28		
23	Petty Jr., John	g	5-7	1-3	2-3	0	5	5	1	13	0	3	0	0	28		
01	Norris, Riley		3-4	1-2	0-1	0	0	0	0	7	0	1	0	0	18		
03	Reese, Alex		1-1	0-0	0-0	0	1	1	0	2	0	1	1	0	5		
05	Johnson Jr., Avery		0-2	0-0	0-0	0	2	2	0	0	0	0	0	0	7		
12	Ingram, Dazon		3-6	0-0	0-2	0	4	4	2	6	4	2	0	0	24		
30	Smith, Galin		1-3	0-0	0-0	0	0	0	2	2	0	0	0	0	9		
Team						1	5	6									
Totals			28-53	4-10	13-21	6	32	38	11	73	11	12	7	4	200		

FG % 1st Half: 14-28 50.0% 2nd half: 14-25 56.0% Game: 28-53 52.8%
 3FG % 1st Half: 2-4 50.0% 2nd half: 2-6 33.3% Game: 4-10 40.0%
 FT % 1st Half: 3-5 60.0% 2nd half: 10-16 62.5% Game: 13-21 61.9%

Officials: Doug Shows, Michael Roberts, Chuck Jones
 Technical fouls: Penn State-None. Alabama-None.
 Attendance: 10142

Score by periods	1st	2nd	Total
Penn State	27	37	64
Alabama	33	40	73

	Points	In	Off	2nd	Fast	Bench
	PSU	Paint	T/O	Chance	Break	
PSU	34	16	11	8	8	34
UA	46	9	9	2	2	17

Last FG - PSU 2nd-01:22, UA 2nd-02:16.
 Largest lead - PSU by 14 1st-09:35, UA by 12 2nd-15:53.
 PSU led for 11:57, UA led for 26:06. Game was tied for 01:57.

TUSCALOOSA, Ala. – Alabama defeated Penn State, 73-64, on Dec. 21, 2018 at Coleman Coliseum.

Three Alabama players scored in double digits on the night led by Donta Hall's double-double of 17 points and 11 rebounds. In addition to Hall's performance, John Petty had 13 points of his own and Tevin Mack adding 11 points. Herbert Jones had eight points and four rebounds, while playing some lock-down defense as he added three blocks and three steals in the contest.

Alabama went down early in the game, trailing by 14, 23-9, with 9:35 left in the first half. The Crimson Tide responded in grand fashion, rattling off a season-high 24-0 run that spanned over a span of 7:24 which gave Alabama a 33-23 with 2:11 left to play in the first half.

The Tide would go on to teak a 33-27 into the locker room.

Mack came out firing in the second half scoring eight straight points to put the Tide up 43-31 with 15:53 to go in the half. However, Penn State would battle back using strong inside play to take regain the lead at 52-51 with 8:53 left in the contest. That's when Hall took over, scoring 10 points over the next 3:37 to give Alabama a 63-58 lead with 5:04 left to play. Freshman Kira Lewis Jr. then sealed the victory by scoring all seven of his points in the final five minutes to result in the final score.

The victory was made even sweeter as the Alabama men's basketball program honored the late Hall of Fame head coach C.M. Newton in a special halftime ceremony. Newton, who coached at Alabama for 12 seasons, leading the Tide to unprecedented heights and, more importantly, integrated the UA men's basketball program. Newton passed away on June 4, 2018 at the age of 88.

LAST THREE GAME CUMES

Game Records										Score by Periods			
Record	Overall	Home	Away	Neutral	Team	1st	2nd	OT	TOT				
ALL GAMES	2-1	1-0	0-0	1-1	Alabama	106	144	0	250				
CONFERENCE	0-0	0-0	0-0	0-0	Opponents	117	123	0	240				
NON-CONFERENCE	2-1	1-0	0-0	1-1									

Team Box Score																						
No.	Player	GP-GS	MIN	AVG	Total		3-Point		F-Throw		Rebounds			PF	DQ	A	TO	BLK	STL	PTS	AVG	
					FG	FGA	FG%	3FG	3FGA	3FG%	FT	FTA	FT%									OFF
23	PETTY JR., John	3-3	98:08	32.7	18-38	.474	11-23	.478	11-12	.917	11	13	24	8.0	4	0	4	6	3	6	58	19.3
11	BOLDEN, James	2-0	40:56	20.5	10-19	.526	8-12	.667	5-7	.714	2	2	4	2.0	7	1	2	2	0	1	33	16.5
2	LEWIS JR., Kira	3-3	110:49	36.9	16-33	.485	6-15	.400	5-7	.714	2	10	12	4.0	5	0	11	14	0	5	43	14.3
5	SHACKELFORD, Jaden	3-0	70:29	23.5	6-21	.286	4-16	.250	11-15	.733	4	7	11	3.7	8	0	7	7	0	4	27	9.0
3	REESE, Alex	3-3	61:01	20.3	9-21	.429	6-17	.353	1-2	.500	2	8	10	3.3	6	0	3	4	3	1	25	8.3
0	DAVIS, Javian	3-2	59:22	19.8	6-9	.667	0-0	.000	12-16	.750	4	7	11	3.7	6	0	3	2	0	5	24	8.0
1	JONES, Herbert	3-3	66:49	22.3	7-13	.538	0-2	.000	4-9	.444	5	12	17	5.7	14	2	9	10	2	4	18	6.0
12	FORBES, Jaylen	3-0	36:54	12.3	4-9	.444	2-5	.400	2-5	.400	2	5	7	2.3	6	0	2	5	0	0	12	4.0
30	SMITH, Galin	3-1	48:38	16.2	3-9	.333	0-0	.000	1-2	.500	3	4	7	2.3	0	0	1	2	4	0	7	2.3
21	JOHNSON, Britton	2-0	02:13	1.1	1-1	1.000	1-1	1.000	0-0	.000	0	0	0	0.0	0	0	0	0	0	0	3	1.5
25	COTTRELL, Adam	2-0	01:34	0.8	0-0	.000	0-0	.000	0-0	.000	0	0	0	0.0	0	0	0	0	0	0	0	0.0
35	HAWKINS, Raymond	2-0	01:34	0.8	0-0	.000	0-0	.000	0-0	.000	0	0	0	0.0	1	0	0	0	0	0	0	0.0
15	BARNES, Tyler	2-0	01:34	0.8	0-0	.000	0-0	.000	0-0	.000	0	0	0	0.0	0	0	0	0	0	0	0	0.0
Team											2	3	5									
Total		3	600		80-173	.462	38-91	.418	52-75	.693	37	71	108	36.0	57	3	42	52	12	26	250	83.3
Opponents		3	600		86-183	.470	22-54	.407	46-65	.708	34	70	104	34.7	62	-33	46	10	27	240	80.0	



NATE OATS

Head Coach

First Season at UA
5th Season Overall

MARANTHA BAPTIST, 1998

Nate Oats was formally introduced as head men's basketball coach at The University of Alabama on March 28, 2019.

"The University of Alabama is really special," said Oats. "When he (AD Greg Byrne) called and we talked about the academics here, the institution, the tradition, the excellence, it's a national brand, and it's unbelievable to have this opportunity. The campus here is beautiful. It's everything I thought it'd be and more. I want to thank everyone in here for giving me this chance."

Oats, who was named the 2018 and 2019 Mid-American Conference (MAC) Coach of the Year and finished fourth in voting for the Associated Press Men's College Coach of the Year, becomes the 21st head coach in the program's 106-year history.

Oats comes to Alabama after spending the last four seasons at the University at Buffalo. While there, he led the Bulls to a 96-43 (.691) record, three MAC Tournament Championships and three NCAA Tournament appearances, including reaching the Round of 32 in his final two seasons. As a result, he was named the league's Coach of The Year and National Association of Basketball Coaches (NABC) District 14 Coach of the Year in back-to-back seasons (2018 and 2019).

"We're going to work our tail off to get this program rolling in the right direction. We have three core values, and we established a culture playbook a few years ago. We talk about maximum effort – that's every workout, weight room session and every practice our guys are going to give max effort, and we're going to demand a lot out of them. Continuous growth is another core value. We're going to get better every day. We need guys that want to get in the gym and work on their own. We're going to get a culture in which they want to get better every day and that goes for academics and growing as young men as well. Selfless love. We're going to teach our guys how to love each other and love this community and treat each other well."

This past year, Oats guided Buffalo to a 32-4 overall record and a 16-2 mark in conference play, leading the program to its second consecutive MAC regular season and tournament championships. The Bulls were ranked for 20 weeks in the Associated Press Top-25 throughout the 2019 season, which marked the first time in school history the program had earned a national ranking. Buffalo went on to climb as high as No. 14 in the nation which was the highest ranking by any MAC team in past 40 years. Additionally, the 32 victories not only set a program record but was the most wins ever by any Mid-American men's basketball program.

During the 2017-18 season, he led the Bulls to a record of 27-9 overall and 15-3 in the MAC. In doing so, he secured Buffalo's first ever victory in the NCAA Tournament, defeating No. 4 seed and PAC-12 Champion Arizona, 89-68, in Boise, Idaho.

Over his final two seasons, Buffalo finished with a combined record of 59-13 (.819), a pair of MAC Tournament and regular season championships, two NCAA Tournament Round of 32 appearances and consecutive MAC Coach of the Year honors.

Before becoming a Division I head coach, Oats spent two seasons as an assistant coach under Bobby Hurley, Oats helped lead the Bulls to a 42-20 record, back-to-back MAC East Titles, a MAC Regular Season Title, a MAC Tournament Title and UB's first ever trip to the NCAA Tournament. Oats was also responsible for recruiting Justin Moss, the 2014-15 MAC Player of the Year.

Prior to joining the Bulls, Oats completed 11 seasons as head coach at Romulus High School in Michigan, winning the school's first state title in 27 years in 2012-13 and finished the season 27-1. He was named the 2013 Detroit News State Coach of the Year, the Detroit Free Press State Coach of the Year, and BCAM State Coach of the Year.

Previous honors include 2009 Basketball Coaches Association of Michigan Class A Coach of the Year, the 2008 Detroit Free Press Metro Detroit Coach of the Year, and the 2005 Detroit News Metro Detroit Coach of the Year & Detroit Free Press Metro West Coach of the Year.

In his time as head coach, he led the team to a 222-52 overall record and seven straight conference championships while going undefeated in conference play in four consecutive seasons. The team was ranked in the top 25 nationally on three different occasions (2010, 2011, 2013) and made the Michigan Class A Final Four five times. More importantly, he oversaw a program that had a 100 percent graduation rate with 40 of his 42 seniors at Romulus continuing on to college.

Before coaching at Romulus, he played college basketball at Maranatha Baptist University in Wisconsin where was a captain and All-Conference performer, while earning his bachelor's degree in Math Education. Oats went on to become an assistant coach at Maranatha from 1997 to 2000. After that, he moved on to the University of Wisconsin-Whitewater from 2000-02.

CAREER HISTORY AND RESULTS

UNIVERSITY OF ALABAMA, HEAD COACH, 2019-PRESENT

Year	Record	Pct.	SEC Record	Pct.	Postseason
2019-20	4-4	.500	0-0	.000	
Total (1)	4-4	.500	0-0	.000	

UNIVERSITY OF BUFFALO, HEAD COACH, 2015-19

Year	Record	Pct.	MAC Record	Pct.	Postseason
2015-16	20-15	.571	10-8	.556	NCAA First Round
2016-17	17-15	.531	11-7	.611	
2017-18	27-9	.750	15-3	.833	NCAA Second Round
2018-19	32-4	.889	16-2	.889	NCAA Second Round
Total (4)	96-43	.690	52-20	.722	

Career Totals (5) **100-47** **.680** **52-20** **.722**

HONORS

MAC Coach of the Year (2018, 2019)

NABC District Coach of the Year (2018, 2019)

Finished 4th in AP Voting for National College Coach of the Year (2019)

3x NCAA Tournament Participant
3x MAC Tournament Champions
2x MAC Regular Season Champions

ON THE BENCH



CHARLIE HENRY
Assistant Coach

In his first season at Alabama after spending the last two years (2017-19) as the head coach for the Windy City Bulls of the NBA G League ... spent two seasons (2015-17) as an assistant for the Chicago Bulls under Fred Hoiberg ... prior to his stint with Chicago, he was a member of Hoiberg's coaching staff at Iowa State for three seasons, where his tenure was highlighted by three consecutive trips to the NCAA Tournament (2013-15) ... served as Oats' assistant coach at Romulus High School in Detroit, Mich., during the 2009-10 season.



BRYAN HODGSON
Assistant Coach

First season at Alabama and one of the first hires made by Nate Oats ... spent the previous four seasons with Oats at Buffalo where they earned three NCAA Tournament appearances and three MAC tournament championships, while also earning a pair of MAC regular season titles ... led the UB recruiting efforts and was responsible for the addition of a large make-up of the Buffalo roster which had so much success under Oats' leadership.



ANTOINE PETTWAY
Assistant Coach

Former Crimson Tide star that was an integral part of the Tide's Elite Eight run in 2004 ... one of the top recruiters in not only the Southeastern Conference, but in the nation as well ... promoted to assistant coach at the end of the 2013 season and was named lead recruiter following the 2017 campaign ... was a former walk-on before earning a scholarship ... prior to his promotion, spent three seasons as the director of operations ... graduated in 2004.



MIKE SNOWDEN
Strength and Conditioning

In his first season as the Alabama men's basketball strength coach ... a military veteran who served on President Barack Obama's Helicopter Squadron staff ... was head coach Nate Oats' strength coach at the University of Buffalo ... prior to that he had two stints at George Mason, his alma mater, in 2016-17 and 2013-14 – his first year as a strength coach ... also served as the strength and conditioning graduate assistant with the VCU men's basketball team (2015-16).

THE LAST TIME...

TEAM

Scored 100 points or more:

Nov. 17, 2017 - UA 104, Alabama A&M 67

Scored 110 points or more:

Dec. 1, 2004 - UA 114, ETSU 77

Scored less than 50 points:

Jan. 6, 2018 - Georgia 65, UA 46

Allowed 100 points:

Dec. 4, 2004 - UA 102, Charlotte 101

Held opponent to 40 points or less:

Jan. 10, 2015 - UA 56, Tennessee 38

Held opponent to 15 pts or less in half:

Nov. 29, 2016 - 15 points allowed vs. Charleston Southern (1st half)

Scored 50 points in a half:

Jan. 8, 2019 - 51 points in second half at LSU

Won an overtime game:

Feb. 7, 2017 - UA 90, South Carolina 86

Lost an overtime game:

March 20, 2019 - Norfolk State 80, UA 79

Played a double-overtime game:

Feb. 7, 2017 - UA 90, South Carolina 86

Played a triple-overtime game:

Feb. 7, 2017 - UA 90, South Carolina 86

Played a quadruple-overtime game:

Feb. 7, 2017 - UA 90, South Carolina 86

Shot 60% or better in a half:

Nov. 29, 2019 - 72.7% in 2nd half vs. Southern Miss

Shot 70% or better in a half:

Nov. 29, 2019 - 72.7% in 2nd half vs. Southern Miss

Failed to hit a three-pointer in a game:

Dec. 4, 2010 vs. Purdue (309 games)

Had at least 15 steals in a game:

Feb. 20, 2013 vs. Mississippi State (18)

Had at least 25 assists in a game:

Nov. 17, 2017 vs. Alabama A&M (25)

Forced 25 turnovers in a game:

Nov. 11, 2012 vs. West Alabama (25)

Played a ranked opponent (AP poll):

Nov. 27 vs. No. 6 North Carolina (lost, 76-67)

Beat a ranked opponent at neutral site:

March 9, 2018 vs. No. 16 Auburn (won, 81-63)

Beat a ranked opponent at home:

Jan. 29, 2019 vs. No. 22 Mississippi State (won, 83-79)

Beat a ranked opponent on the road:

Feb. 3, 2018 at No. 23 Florida (won, 68-50)

Beat a top-10 opponent:

Dec. 30, 2017 vs. No. 5 Texas A&M (won, 79-57)

Beat a top-10 opponent on the road:

Feb. 21, 2004 in Starkville, Miss. (beat No. 4 Mississippi State, 77-73)

Beat a top-5 opponent:

Dec. 30, 2017 vs. No. 5 Texas A&M (won, 79-57)

Beat a top-5 opponent on the road:

Feb. 21, 2004 in Starkville, Miss. (beat No. 4 Mississippi State, 77-73)

Played a No. 1 ranked opponent:

Jan. 31, 2015 vs. No. 1/1 Kentucky (lost, 70-55)

Beat a No. 1 ranked opponent on the road:

Jan. 28, 1983 at No. 1 UCLA (won, 70-67)

Beat a No. 1 ranked opponent:

March 20, 2004 vs. No. 1 Stanford (NCAA tournament (won, 70-67)

INDIVIDUAL

Had a player score 50 points:

Michael Nordholz (50) vs. Southern Miss, 12/12/76 (single-game scoring record)

Had a player score 40 points:

Collin Sexton (40) vs. Minnesota, 11/25/17

Had a player score 35 points:

Collin Sexton (40) vs. Minnesota, 11/25/17

Had a player score 30 points:

John Petty Jr. (34) vs. Iowa State, 11/28/19

Had a player grab 20 rebounds:

Richard Hendrix (23) vs. Troy, 11/9/07

Had a player dish out 10 or more assists:

Mikhail Torrence (11) vs. LSU, 1/27/10

Had a player block five shots:

Donta Hall (8) vs. Oklahoma, 1/27/18

Had a player block 10 shots:

Roy Rogers (10) vs. LSU, 2/17/96

Had a player with seven or more steals in a game:

Jeremy Hays (8) vs. Oregon State, 12/12/98

Had two players record a double-double in same game:

Donta Hall (14 pts, 11 rebs), Dazon Ingram (13 pts, 10 rebs) vs. Vanderbilt, 2/23/19

Had three players record a double-double in same game:

Jermareo Davidson (12 pts, 12 rebs), Alonzo Gee (22 pts, 10 rebs), Richard Hendrix (18 pts, 12 rebs) vs. Louisiana Monroe, 11/28/06

Had a player record a double-double in three consecutive games:

Donta Hall (14 pts, 16 rebs vs. Texas A&M, 12 pts, 11 rebs at Missouri, 16 pts, 12 rebs vs. Tennessee) (Jan. 12, Jan. 16, Jan. 19, 2019)

Had a player record a double-double in four consecutive games:

Donta Hall (14 pts, 16 rebs vs. Texas A&M, 12 pts, 11 rebs at Missouri, 16 pts, 12 rebs vs. Tennessee, 10 pts, 11 rebs vs. Ole Miss) (Jan. 12, Jan. 16, Jan. 19, Jan. 22, 2019)

Had two players score 20 points in a game:


Beetle Bolden (23) and Kira Lewis Jr. (20) vs. Southern Miss, 11/29/19

Had five or more players score in double figures:

Jaden Shackelford (17), Kira Lewis Jr. (15), Alex Reese (15), John Petty Jr. (14), Javian Davis (11) vs. Stephen F. Austin, 12/6/19

Had a player record a triple-double:

Roy Rogers (27 pts, 10 rebs, 10 blocks) vs. LSU, 2/17/96



Javian Davis

R-FRESHMAN

Forward • 6-9 • 242 • Canton, Miss.
Canton HS

CAREER HIGHS

Points	19	vs. Florida Atlantic (11/11/19)
Rebounds	9	vs. Florida Atlantic (11/11/19)
Assists	2	2x, last vs. Iowa State (11/28/19)
Steals	3	vs. Southern Miss (11/29/19)
Blocks	1	vs. Furman (11/19/19)
Minutes	27	2x, last vs. Furman (11/19/19)
Field Goals	6	vs. Florida Atlantic (11/11/19)
FG Att.	10	vs. Florida Atlantic (11/11/19)
3-Point FG		
3-Point Att.		
Free Throws	7	2x, last vs. Stephen F. Austin (12/6/19)
FT Att.	10	vs. Stephen F. Austin (12/6/19)

2019-20 SEASON HIGHS

Points	19	vs. Florida Atlantic (11/11/19)
Rebounds	9	vs. Florida Atlantic (11/11/19)
Assists	2	2x, last vs. Iowa State (11/28/19)
Steals	3	vs. Southern Miss (11/29/19)
Blocks	1	vs. Furman (11/19/19)
Minutes	27	2x, last vs. Furman (11/19/19)
Field Goals	6	vs. Florida Atlantic (11/11/19)
FG Att.	10	vs. Florida Atlantic (11/11/19)
3-Point FG		
3-Point Att.		
Free Throws	7	2x, last vs. Stephen F. Austin (12/6/19)
FT Att.	10	vs. Stephen F. Austin (12/6/19)

MISCELLANEOUS STATS

CATEGORY	2019-20	CAREER
Double-digit scoring	4	4
20+ point games		
Double-digit rebounding		
Double-doubles		
Led UA in scoring	1	1
Led UA in rebounding	1	1
Led UA in three-pointers		
Led UA in assists		
Led UA in steals	2	2
Led UA in blocks		
5+ assist games		
3+ three-pointers		
3+ steal games	1	1
3+ block games		

CAREER ACCOLADES

- 2019 SEC First Year Academic Honor Roll
- Lost 40 pounds since first stepping foot on campus

2019-20 SEASON HIGHLIGHTS

- Over his last three contests, he's averaging 8.0 ppg while shooting 66.7 percent (6-of-9) from the floor and 75.0 percent (12-of-16) from the charity stripe
- Earned the team's Hard Hat Award for his performances against Florida Atlantic (11/11) and Furman (11/19)
- Ranks second on the team in Blue Collar Points (147)
- He earned his first start vs. the Owls and finished with 19 points on 6-of-10 field goals to go along with 9 boards and a pair of steals
- Scored 11 points, going 7-for-10 from the line, while registering 2 rebounds and 2 steals against Stephen F. Austin (12/6)
- Finished with 11 points, 4 rebounds and an assist against Rhode Island (11/15)
- Dropped 10 points shooting 4-for-7 in the field, while earning 5 rebounds against Furman (11/19)
- Snagged a career-high 3 steals while registering 6 points, 4 rebounds and an assist against Southern Miss (11/29)
- Scored 7 points, while adding 5 rebounds and 2 assists against Iowa State at the Battle 4 Atlantis Tournament (11/28)
- Made his college debut against Penn (11/5), finishing with two points and two rebounds in 14 minutes played
- Listed as a four-star by ESPN and a three-star by 247sports.com
- Four-year letterwinner at Canton High School under head coach Russell Evans
- Ranked the No. 3 prospect in Mississippi according to 247Sports.com, while checking in as the No. 2 player in his state and No. 17 center in the nation according to ESPN
- Named first team all-state by USA Today following his senior season after he averaged 17 points, 12 rebounds and two blocks per game
- Tabbed second team all-state by the Clarion Ledger
- Averaged 16.2 points, 10 rebounds and 2.7 blocks as a junior and 14.9 points, 9.7 rebounds and 2.0 blocks as a sophomore



DAVIS' 2019-20 GAME-BY-GAME STATS

Opponent	Date	GS	Min	FG	FGA	Pct	3FG	FGA	Pct	FT	FTA	Pct	Off	Def	Tot	Avg	PF	A	TO	Stl	Blk	Pts	Avg
PENN	11/5		14	1	2	.500	0	0	.000	0	0	.000	1	1	2	2.0	3	0	2	0	0	2	2.0
FLORIDA ATLANTIC	11/11	*	27	6	10	.600	0	0	.000	7	9	.778	3	6	9	5.5	1	2	2	1	0	19	10.5
at Rhode Island	11/15	*	23	3	7	.429	0	0	.000	5	5	1.000	2	5	7	6.0	4	1	2	0	0	11	10.7
FURMAN	11/19	*	27	4	7	.571	0	0	.000	2	4	.500	1	4	5	5.8	1	0	3	1	1	10	10.5
North Carolina	11/27	*	26	2	3	.666	0	0	.000	1	2	.500	3	2	5	5.6	3	1	0	2	0	5	9.4
Iowa State	11/28		15	1	2	.500	0	0	.000	5	6	.833	1	4	5	5.5	1	2	1	0	0	7	9.0
Southern Miss	11/29	*	19	3	5	.600	0	0	.000	0	0	.000	3	1	4	5.3	2	1	1	3	0	6	8.6
STEPHEN F. AUSTIN	12/6	*	25	2	2	1.00	0	0	.000	7	10	.700	0	2	2	4.9	3	0	0	2	0	11	8.9
at Penn State	12/14																						
at Samford	12/18																						
Belmont	12/21																						
RICHMOND	12/29																						
at Florida*	1/4																						
MISSISSIPPI STATE*	1/8																						
at Kentucky*	1/11																						
AUBURN*	1/15																						
MISSOURI*	1/18																						
at Vanderbilt*	1/22																						
KANSAS STATE	1/25																						
at LSU*	1/29																						
ARKANSAS*	2/1																						
TENNESSEE*	2/4																						
at Georgia*	2/8																						
at Auburn*	2/12																						
LSU*	2/15																						
TEXAS A&M*	2/19																						
at Ole Miss*	2/22																						
at Mississippi State*	2/25																						
SOUTH CAROLINA*	2/29																						
VANDERBILT*	3/3																						
at Missouri*	3/7																						

* indicates Southeastern Conference opponent

DAVIS' CAREER STATS

YEAR	GP	GS	MIN	AVG	FG	FGA	PCT	3FG	3FGA	PCT	FT	FTA	PCT	OFF	DEF	TOT	AVG	PF	FO	AST	TO	BLK	STL	PTS	AVG
2019-20	8	6	175	21.9	22	38	.579	0	0	.000	27	36	.750	14	25	39	4.9	18	0	7	10	1	9	71	8.9
TOTAL	8	6	175	21.9	22	38	.579	0	0	.000	27	36	.750	14	25	39	4.9	18	0	7	10	1	9	71	8.9

DAVIS' CAREER SEC STATS

YEAR	GP	GS	MIN	AVG	FG	FGA	PCT	3FG	3FGA	PCT	FT	FTA	PCT	OFF	DEF	TOT	AVG	PF	FO	AST	TO	BLK	STL	PTS	AVG
2019-20																									
TOTAL																									



1 Herbert Jones

JUNIOR

Guard • 6-7 • 206 • Greensboro, Ala.
Hale County HS

CAREER HIGHS

Points	18	vs. Norfolk State (3/20/19)
Rebounds	9	3x, last vs. Southern (11/6/18)
Assists	6	vs. Kentucky (1/5/19)
Steals	5	UCF (12/3/17)
Blocks	3	2x, last vs. Mississippi State (1/29/19)
Minutes	34	2x, last vs. Virginia Tech (3/15/18)
Field Goals	7	vs. Rhode Island (11/15/19)
FG Att.	12	vs. Rhode Island (11/15/19)
3-Point FG	2	2x, last vs. LSU (3/2/19)
3-Point Att.	3	4x, last at Arkansas (3/9/19)
Free Throws	6	vs. Appalachian Sate (11/11/18)
FT Att.	16	vs. Appalachian Sate (11/11/18)

2019-20 SEASON HIGHS

Points	17	vs. Rhode Island (11/15/19)
Rebounds	6	3x, last vs. Southern Miss (11/29/19)
Assists	4	vs. Furman (11/19/19)
Steals	2	3x, last vs. Southern Miss (11/29/19)
Blocks	2	2x, last vs. Stephen F. Austin (12/6/19)
Minutes	32	vs. Furman (11/19/19)
Field Goals	7	vs. Rhode Island (11/15/19)
FG Att.	12	vs. Rhode Island (11/15/19)
3-Point FG		
3-Point Att.	2	vs. Stephen F. Austin (12/6/19)
Free Throws	3	2x, last vs. Rhode Island (11/15/19)
FT Att.	4	3x, last vs. Stephen F. Austin (12/6/19)

MISCELLANEOUS STATS

CATEGORY	2019-20	CAREER
Double-digit scoring	1	10
20+ point games		
Double-digit rebounding		
Double-doubles		
Led UA in scoring		1
Led UA in rebounding		7
Led UA in three-pointers		
Led UA in assists	2	15
Led UA in steals		20
Led UA in blocks	1	12
5+ assist games		23
3+ three-pointers		
3+ steal games		11
3+ block games		2

CAREER ACCOLADES

- 2018 SEC First Year Academic Honor Roll
- Became the fourth player in program history to earn a spot on the Academic All-District team (2019)
- Broke school record for charges taken in a season with 23 as a freshman and now has 40 for his career

2019-20 SEASON HIGHLIGHTS

- Had 17 points, shooting 7-from-12 from the field to go along with 3 rebounds while also earning the Hard Hat Award for his play against Rhode Island (11/15)
- Went a perfect 3-for-3 in the field to finish with 7 points while adding 6 rebounds, 3 assists and 2 steals against Southern Miss at the Battle 4 Atlantis tournament (11/29)
- Scored 9 points while registering 6 rebounds, 3 assists, and 2 assists against Iowa State (11/28)
- Led the team in assists (4), finishing with 8 points and 6 rebounds against Furman (11/19)
- Collected 5 points and two steals in 10 minutes before leaving the game due to injury, which also forced him to miss the game against Florida Atlantic (11/11)
- Was given the Hard Hat Award by the coaching staff for his performance in the charity exhibition vs. Georgia Tech (10/27), finishing with 5 points, 6 rebounds, 5 assists and a pair of steals in the win



JONES' 2019-20 GAME-BY-GAME STATS

Opponent	Date	GS	Min	FG	FGA	Pct	3FG	FGA	Pct	FT	FTA	Pct	Off	Def	Tot	Avg	PF	A	TO	Stl	Blk	Pts	Avg	
PENN	11/5	*	10	1	4	.250	0	0	.000	3	4	.750	0	0	0	0.0	0	0	2	2	0	5	5.0	
FLORIDA ATLANTIC	11/11																							
at Rhode Island	11/15	*	22	7	12	.583	0	1	.000	3	4	.750	1	2	3	1.5	4	1	5	0	2	17	11.0	
FURMAN	11/19	*	32	4	6	.666	0	0	.000	0	0	.000	2	4	6	3.0	2	4	4	0	1	8	10.0	
North Carolina	11/27	*	20	2	7	.285	0	0	.000	1	2	.500	-	1	1	2.5	5	1	3	0	0	5	8.8	
Iowa State	11/28	*	22	4	7	.572	0	0	.000	1	2	.500	2	4	6	3.2	5	3	3	2	0	9	8.8	
Southern Miss	11/29	*	30	3	3	1.00	0	0	.000	1	3	.333	2	4	6	3.6	4	3	2	2	0	7	8.5	
STEPHEN F. AUSTIN	12/6	*	16	0	3	.000	0	2	.000	2	4	.5000	1	4	5	3.9	5	3	5	0	2	2	7.6	
at Penn State	12/14																							
at Samford	12/18																							
Belmont	12/21																							
RICHMOND	12/29																							
at Florida*	1/4																							
MISSISSIPPI STATE*	1/8																							
at Kenrucky*	1/11																							
AUBURN*	1/15																							
MISSOURI*	1/18																							
at Vanderbilt*	1/22																							
KANSAS STATE	1/25																							
at LSU*	1/29																							
ARKANSAS*	2/1																							
TENNESSEE*	2/4																							
at Georgia*	2/8																							
at Auburn*	2/12																							
LSU*	2/15																							
TEXAS A&M*	2/19																							
at Ole Miss*	2/22																							
at Mississippi State*	2/25																							
SOUTH CAROLINA*	2/29																							
VANDERBILT*	3/3																							
at Missouri*	3/7																							


* indicates Southeastern Conference opponent

JONES' CAREER STATS

YEAR	GP	GS	MIN	AVG	FG	FGA	PCT	3FG	3FGA	PCT	FT	FTA	PCT	OFF	DEF	TOT	AVG	PF	FO	AST	TO	BLK	STL	PTS	AVG
2017-18	35	13	741	21.2	58	142	.408	7	26	.269	24	48	.500	29	92	121	3.5	94	4	48	56	22	44	147	4.2
2018-19	34	29	719	21.1	79	187	.422	6	21	.286	52	105	.495	38	81	119	3.5	94	4	67	67	20	32	216	6.4
2019-20	7	7	152	21.7	21	42	.500	0	3	.000	11	19	.579	8	19	27	3.9	25	3	15	24	5	6	53	7.6
TOTAL	76	49	1612	21.2	158	371	.426	13	50	.260	87	172	.506	75	192	267	3.5	213	11	130	147	47	82	416	5.5

JONES' CAREER SEC STATS

YEAR	GP	GS	MIN	AVG	FG	FGA	PCT	3FG	3FGA	PCT	FT	FTA	PCT	OFF	DEF	TOT	AVG	PF	FO	AST	TO	BLK	STL	PTS	AVG	
2017-18	17	7	362	21.3	29	78	.372	4	18	.222	4	11	.364	20	44	64	3.8	40	2	19	22	14	19	66	3.9	
2018-19	18	13	361	20.1	42	91	.462	2	8	.250	22	43	.512	18	36	54	3.0	49	1	38	33	8	16	108	6.0	
2019-20																										
TOTAL	35	20	723	20.7	71	169	.420	6	26	.231	26	54	.481	38	80	118	3.4	89	3	57	55	22	35	174	5.0	



2 Kira Lewis Jr.

SOPHOMORE

Guard • 6-3 • 167 • Meridianville, Ala.
Hazel Green HS

CAREER HIGHS

Points	30	vs. Penn (11/5/19)
Rebounds	8	vs. Penn (11/5/19)
Assists	8	2x, last vs. Florida Atlantic (11/11/19)
Steals	4	2x, last vs. Stephen F. Austin (12/6/19)
Blocks	1	11x, last vs. North Carolina (11/27/19)
Minutes	40	vs. Stephen F. Austin (12/6/19)
Field Goals	11	vs. Penn (11/5/19)
FG Att.	23	vs. North Carolina (11/27/19)
3-Point FG	5	vs. Georgia State (12/4/18)
3-Point Att.	10	2x, last vs. Penn (11/5/19)
Free Throws	11	vs. Wichita State (11/18/18)
FT Att.	11	vs. Wichita State (11/18/18)

2019-20 SEASON HIGHS

Points	30	vs. Penn (11/5/19)
Rebounds	8	vs. Penn (11/5/19)
Assists	8	vs. Florida Atlantic (11/11/19)
Steals	4	vs. Stephen F. Austin (12/6/19)
Blocks	1	vs. North Carolina (11/27/19)
Minutes	40	vs. Stephen F. Austin (12/6/19)
Field Goals	11	vs. Penn (11/5/19)
FG Att.	23	vs. North Carolina (11/27/19)
3-Point FG	4	2x, last vs. Southern Miss (11/29/19)
3-Point Att.	10	vs. Penn (11/5/19)
Free Throws	6	vs. Furman (11/19/19)
FT Att.	7	vs. Penn (11/5/19)

MISCELLANEOUS STATS

CATEGORY	2019-20	CAREER
Double-digit scoring	7	31
20+ point games	4	9
Double-digit rebounding		
Double-doubles		
Led UA in scoring	2	16
Led UA in rebounding	3	3
Led UA in three-pointers	1	10
Led UA in assists	6	20
Led UA in steals	4	11
Led UA in blocks		2
5+ assist games	3	7
3+ three-pointers	2	9
3+ steal games	3	5
3+ block games		

CAREER ACCOLADES

- 2019 SEC All-Freshman Team
- Was the youngest active player in D-I for the 2018-19 season at 17 years old (birthday is April 6, 2001)
- Named SEC Freshman of the Week for the week of Dec. 10

2019-20 SEASON HIGHLIGHTS

- Leads team in scoring, assists, minutes, 20-point games (4) and double-figure scoring games (7)
- Ranks third in the SEC in scoring average and 10th in steals and assists per game; one of only two league players who can boast ranking among the league's top-10 players in all three categories
- Set numerous career records in season opener against Penn (11/5) including: points (30), rebounds (8), field goals (11) and field goal attempts (22)
- Scored 20 points going 7-for-11 from the field and knocking down 4-of-7 threes in the win against Southern Miss (11/29)
- Led the team in steals (4) tying his career-high, while grabbing 15 points, 6 rebounds, and 3 assists against Stephen F. Austin (12/6)
- Finished with 20 points to go along with 5 rebounds, 4 assists, 2 steals and a block against North Carolina (11/27)
- Led the Tide in scoring (21), assists (4), and steals (3) against Rhode Island (11/15)
- Went a perfect 6-for-6 from the line and finished with 19 points, 7 rebounds, and a steal against Furman (11/19)
- Tied his career-high in assists (8) and grabbed six rebounds while notching 16 points against Florida Atlantic (11/11)
- Stuffed the stat sheet with 20 points, eight assists, and seven rebounds in the exhibition win over Georgia Tech (10/27)



LEWIS JR.'S 2019-20 GAME-BY-GAME STATS

Opponent	Date	GS	Min	FG	FGA	Pct	3FG	FGA	Pct	FT	FTA	Pct	Off	Def	Tot	Avg	PF	A	TO	Stl	Blk	Pts	Avg
PENN	11/5	*	38	11	22	.500	4	10	.400	4	7	.571	3	5	8	8.0	1	5	5	0	0	30	30.0
FLORIDA ATLANTIC	11/11	*	37	6	14	.472	2	5	.400	2	2	1.00	0	6	6	7.0	2	8	2	3	0	16	23.0
at Rhode Island	11/15	*	39	8	13	.615	1	3	.333	4	4	1.00	1	4	5	6.3	3	4	3	3	0	21	22.3
FURMAN	11/19	*	38	6	11	.545	1	2	.500	6	6	1.00	1	6	7	6.5	4	3	7	1	0	19	21.5
North Carolina	11/27	*	39	9	23	.391	2	7	.285	0	0	.000	2	3	5	6.2	4	4	5	2	1	20	21.2
Iowa State	11/28	*	33	3	13	.231	0	4	.000	2	2	1.00	2	2	4	5.8	2	5	4	1	0	8	19.0
Southern Miss	11/29	*	37	7	11	.636	4	7	.571	2	3	.666	0	2	2	5.3	1	3	5	0	0	20	19.1
STEPHEN F. AUSTIN	12/6	*	40	6	9	.667	2	4	.500	1	2	.500	0	6	6	5.4	2	3	5	4	0	15	18.6
at Penn State	12/14																						
at Samford	12/18																						
Belmont	12/21																						
RICHMOND	12/29																						
at Florida*	1/4																						
MISSISSIPPI STATE*	1/8																						
at Kentucky*	1/11																						
AUBURN*	1/15																						
MISSOURI*	1/18																						
at Vanderbilt*	1/22																						
KANSAS STATE	1/25																						
at LSU*	1/29																						
ARKANSAS*	2/1																						
TENNESSEE*	2/4																						
at Georgia*	2/8																						
at Auburn*	2/12																						
LSU*	2/15																						
TEXAS A&M*	2/19																						
at Ole Miss*	2/22																						
at Mississippi State*	2/25																						
SOUTH CAROLINA*	2/29																						
VANDERBILT*	3/3																						
at Missouri*	3/7																						

* indicates Southeastern Conference opponent

LEWIS' CAREER STATS

YEAR	GP	GS	MIN	AVG	FG	FGA	PCT	3FG	3FGA	PCT	FT	FTA	PCT	OFF	DEF	TOT	AVG	PF	FO	AST	TO	BLK	STL	PTS	AVG
2018-19	34	34	1075	31.6	157	363	.433	54	151	.358	90	115	.783	13	74	87	2.6	61	0	98	74	10	28	458	13.5
2019-20	8	8	301	37.6	56	116	.483	16	42	.381	21	26	.808	9	34	43	5.4	19	0	35	36	1	14	149	18.6
TOTAL	42	42	1376	32.8	213	479	.445	70	193	.363	111	141	.787	22	108	130	3.1	80	0	133	110	11	42	607	14.5

LEWIS' CAREER SEC STATS

YEAR	GP	GS	MIN	AVG	FG	FGA	PCT	3FG	3FGA	PCT	FT	FTA	PCT	OFF	DEF	TOT	AVG	PF	FO	AST	TO	BLK	STL	PTS	AVG	
2018-19	18	18	385	21.4	59	144	.410	27	77	.351	13	26	.500	14	52	66	3.7	32	0	16	28	10	7	158	8.8	
2019-20																										
TOTAL	18	18	385	21.4	59	144	.410	27	77	.351	13	26	.500	14	52	66	3.7	32	0	16	28	10	7	158	8.8	



3 Alex Reese

JUNIOR

Forward • 6-9 • 238 • Pelham, Ala.
Pelham HS

CAREER HIGHS

Points	19	vs. Wichita State (11/18/18)
Rebounds	9	3x, last vs. North Carolina (11/27/17)
Assists	4	vs. Rhode Island (11/15/19)
Steals	4	2x, last vs. Penn (11/5/19)
Blocks	2	5x, last vs. North Carolina (11/27/19)
Minutes	30	vs. Memphis (11/10/17)
Field Goals	6	vs. Kentucky (3/15/19)
FG Att.	14	vs. UCF (11/29/18)
3-Point FG	5	vs. Norfolk State (3/20/19)
3-Point Att.	8	2x, last vs. Stephen F. Austin (12/6/19)
Free Throws	9	vs. Wichita State (11/18/18)
FT Att.	10	vs. Wichita State (11/18/18)

2019-20 SEASON HIGHS

Points	15	vs. Stephen F. Austin (12/6/19)
Rebounds	9	vs. North Carolina (11/27/19)
Assists	4	vs. Rhode Island (11/15/19)
Steals	4	vs. Penn (11/5/19)
Blocks	2	2x, last vs. North Carolina (11/27/19)
Minutes	29	vs. Stephen F. Austin (12/6/19)
Field Goals	5	2x, last vs. Stephen F. Austin (12/6/19)
FG Att.	10	vs. North Carolina (11/27/19)
3-Point FG	4	vs. Stephen F. Austin (12/6/19)
3-Point Att.	8	vs. Stephen F. Austin (12/6/19)
Free Throws	4	vs. Penn (11/5/19)
FT Att.	4	vs. Penn (11/5/19)

MISCELLANEOUS STATS

CATEGORY	2019-20	CAREER
Double-digit scoring	3	11
20+ point games		
Double-digit rebounding		
Double-doubles		
Led UA in scoring		2
Led UA in rebounding	1	5
Led UA in three-pointers	2	10
Led UA in assists	1	2
Led UA in steals	1	10
Led UA in blocks	4	8
5+ assist games		
3+ three-pointers	1	4
3+ steal games	1	2
3+ block games		

CAREER ACCOLADES

- 2018 SEC First Year Academic Honor Roll

2019-20 SEASON HIGHLIGHTS

- Dropped a season-high 15 points, shooting 5-of-9 from the floor and 4-of-8 beyond the arc, to go along with 4 rebounds, 2 assists and a block against Stephen F. Austin (12/6)
- Had scored a total of 17 points in the four games combined leading up to the SFA contest, while dealing with nagging hip and foot injuries
- Scored 12 points against Florida Atlantic (11/11) to go along with 8 rebounds and one assist
- Led the team in blocks (2) while dropping 7 points and 9 rebounds against North Carolina in the Battle 4 Atlantis Tournament (11/27)
- Led the Tide with a career high 4 assists to go along with a pair of threes pointers, while adding 10 points and 5 rebounds at Rhode Island
- Came off the bench to collect 6 points against Penn (11/5), tying career highs in steals (4) and blocks (2)
- Dropped nine points on 3-of-6 shooting from deep to go along with 7 rebounds over Georgia Tech (10/27)



REESE'S 2019-20 GAME-BY-GAME STATS

Opponent	Date	GS	Min	FG	FGA	Pct	3FG	3FGA	Pct	FT	FTA	Pct	Off	Def	Tot	Avg	PF	A	TO	Stl	Blk	Pts	Avg
PENN	11/5	17	1	6	.167	0	3	.000	4	4	1.000	1	2	3	3.0	2	1	1	4	2	6	6.0	
FLORIDA ATLANTIC	11/11	25	5	8	.625	2	5	.400	0	0	.000	3	5	8	5.5	0	1	2	0	0	12	9.0	
at Rhode Island	11/15	23	4	8	.500	2	3	.666	0	0	.000	0	5	5	5.3	0	4	0	0	0	10	9.3	
FURMAN	11/19	*	11	0	.000	0	3	.000	0	0	.000	0	3	3	4.8	1	0	0	1	0	0	7.0	
North Carolina	11/27	*	27	3	10	.300	1	5	.200	0	2	.000	2	7	9	5.6	3	0	1	0	2	7.0	
Iowa State	11/28	*	16	2	5	.400	1	3	.333	0	0	.000	0	4	4	5.3	4	1	1	1	1	5.6	
Southern Miss	11/29	*	17	2	7	.286	1	6	.166	0	1	.000	0	2	2	4.9	0	0	1	0	1	5.6	
STEPHEN F. AUSTIN	12/6	*	29	5	9	.556	4	8	.500	1	1	1.00	2	2	4	4.8	2	2	2	0	1	15	7.5
at Penn State	12/14																						
at Samford	12/18																						
Belmont	12/21																						
RICHMOND	12/29																						
at Florida*	1/4																						
MISSISSIPPI STATE*	1/8																						
at Kenrucky*	1/11																						
AUBURN*	1/15																						
MISSOURI*	1/18																						
at Vanderbilt*	1/22																						
KANSAS STATE	1/25																						
at LSU*	1/29																						
ARKANSAS*	2/1																						
TENNESSEE*	2/4																						
at Georgia*	2/8																						
at Auburn*	2/12																						
LSU*	2/15																						
TEXAS A&M*	2/19																						
at Ole Miss*	2/22																						
at Mississippi State*	2/25																						
SOUTH CAROLINA*	2/29																						
VANDERBILT*	3/3																						
at Missouri*	3/7																						

* indicates Southeastern Conference opponent

REESE'S CAREER STATS

YEAR	GP	GS	MIN	AVG	FG	FGA	PCT	3FG	3FGA	PCT	FT	FTA	PCT	OFF	DEF	TOT	AVG	PF	FO	AST	TO	BLK	STL	PTS	AVG
2017-18	32	1	370	11.6	46	118	.390	24	74	.324	11	14	.786	22	67	89	2.8	33	0	9	21	7	15	127	4.0
2018-19	28	0	372	13.3	56	139	.403	27	72	.375	37	49	.755	25	46	71	2.5	31	0	13	25	12	10	176	6.3
2019-20	8	5	165	20.6	22	56	.393	11	36	.306	5	8	.625	8	30	38	4.8	12	0	9	8	7	6	60	7.5
TOTAL	68	6	907	13.3	124	313	.396	62	182	.341	53	71	.746	55	143	198	2.9	76	0	31	54	26	31	363	5.3

REESE'S CAREER SEC STATS

YEAR	GP	GS	MIN	AVG	FG	FGA	PCT	3FG	3FGA	PCT	FT	FTA	PCT	OFF	DEF	TOT	AVG	PF	FO	AST	TO	BLK	STL	PTS	AVG
2017-18	16	0	173	10.8	24	64	.375	14	40	.350	7	8	.875	8	34	42	2.6	20	0	2	11	2	7	69	4.3
2018-19	12	0	139	11.6	16	44	.364	8	22	.364	12	16	.750	10	18	28	2.3	13	0	4	10	9	0	52	4.3
2019-20																									
TOTAL	28	0	312	11.1	40	108	.370	22	62	.355	19	24	.792	18	52	70	2.5	33	0	6	21	11	7	121	4.3



5 Jaden Shackelford

FRESHMAN

Guard • 6-3 • 195 • Hesperia Calif.
Hesperia HS

CAREER HIGHS

Points	25	vs. Furman (11/19/19)
Rebounds	5	3x, last vs. Stephen F. Austin (12/6/19)
Assists	4	vs. Southern Miss (11/29/19)
Steals	3	vs. Furman (11/19/19)
Blocks	1	vs. Florida Atlantic (11/11/19)
Minutes	32	vs. Furman (11/19/19)
Field Goals	7	vs. Furman (11/19/19)
FG Att.	20	vs. Penn (11/5/19)
3-Point FG	4	vs. Florida Atlantic (11/11/19)
3-Point Att.	13	vs. Penn (11/5/19)
Free Throws	10	vs. Stephen F. Austin (12/6/19)
FT Att.	11	vs. Stephen F. Austin (12/6/19)

2019-20 SEASON HIGHS

Points	25	vs. Furman (11/19/19)
Rebounds	5	3x, last vs. Stephen F. Austin (12/6/19)
Assists	4	vs. Southern Miss (11/29/19)
Steals	3	vs. Furman (11/19/19)
Blocks	1	vs. Florida Atlantic (11/11/19)
Minutes	32	vs. Furman (11/19/19)
Field Goals	7	vs. Furman (11/19/19)
FG Att.	20	vs. Penn (11/5/19)
3-Point FG	4	vs. Florida Atlantic (11/11/19)
3-Point Att.	13	vs. Penn (11/5/19)
Free Throws	10	vs. Stephen F. Austin (12/6/19)
FT Att.	11	vs. Stephen F. Austin (12/6/19)

MISCELLANEOUS STATS

CATEGORY	2019-20	CAREER
Double-digit scoring	4	4
20+ point games	1	1
Double-digit rebounding		
Double-doubles		
Led UA in scoring	2	2
Led UA in rebounding		
Led UA in three-pointers	2	2
Led UA in assists	1	1
Led UA in steals	1	1
Led UA in blocks		
5+ assist games		
3+ three-pointers	3	3
3+ steal games	1	1
3+ block games		

2019-20 SEASON HIGHLIGHTS

- Led the Tide in scoring with a career-high 25 points, three-pointers (3), and steals (3) against Furman (11/19)
- Led the team in scoring with 17 points to go along with 5 rebounds, 2 assists and 2 steals against Stephen F. Austin (12/6)
- Knocked down 4 three-pointers (4-of-7), notching 17 points, 4 rebounds, and 2 assists vs. Florida Atlantic (11/11)
- Earned his first collegiate debut and start against Penn (11/5), finished with 16 points in 30 minutes of action
- Earned a team-high 4 assists while registering 6 points, 4 rebounds, and a steal against Southern Miss (11/29)
- Came off the bench to lead the Tide in scoring with 21 points while shooting 6-of-10 from beyond the arc in exhibition action against Georgia Tech (10/27)
- Played the final two seasons at Hesperia High School under head coach Robert Tossetti
- Named the Mojave River League's 2019 Player of the Year, leading Hesperia to a perfect 10-0 record while averaging 45.5 ppg in conference action including four consecutive 50-point games
- Finished the season averaging 34.0 points, 11.0 rebounds, 5.5 assists and 4.0 steals per game during his senior season
- Played his first two seasons of high school at Oak Hills where he averaged over 25 points per game as a sophomore and 14.7 ppg during his freshman season
- Scored 20.8 ppg during the 2018-19 AAU season with The Truth in the Nike EYBL circuit



SHACKELFORD'S 2019-20 GAME-BY-GAME STATS

Opponent	Date	GS	Min	FG	FGA	Pct	3FG	3FGA	Pct	FT	FTA	Pct	Off	Def	Tot	Avg	PF	A	TO	Stl	Blk	Pts	Avg
PENN	11/5	*	30	6	20	.300	3	13	.231	1	1	1.000	3	2	5	5.0	1	1	0	0	0	16	16.0
FLORIDA ATLANTIC	11/11		29	6	10	.600	4	7	.571	1	1	1.000	1	3	4	4.5	1	2	1	0	1	17	16.5
at Rhode Island	11/15		20	2	7	.286	1	6	.166	0	0	.000	0	1	1	3.3	0	2	3	0	0	5	12.6
FURMAN	11/19		32	7	12	.583	3	8	.375	8	10	.800	0	5	5	3.8	3	1	1	3	0	25	15.8
North Carolina	11/27		21	2	8	.250	0	5	.000	0	1	.000	1	2	3	3.6	0	1	1	0	0	4	13.4
Iowa State	11/28		21	1	4	.250	1	3	.333	1	2	.500	0	2	2	3.3	2	1	2	1	0	4	11.8
Southern Miss	11/29		22	2	8	.250	2	7	.285	0	2	.000	2	2	4	3.4	2	4	1	1	0	6	11.0
STEPHEN F. AUSTIN	12/6		26	3	9	.333	1	6	.167	10	11	.909	2	3	5	3.6	4	2	4	2	0	17	11.8
at Penn State	12/14																						
at Samford	12/18																						
Belmont	12/21																						
RICHMOND	12/29																						
at Florida*	1/4																						
MISSISSIPPI STATE*	1/8																						
at Kentucky*	1/11																						
AUBURN*	1/15																						
MISSOURI*	1/18																						
at Vanderbilt*	1/22																						
KANSAS STATE	1/25																						
at LSU*	1/29																						
ARKANSAS*	2/1																						
TENNESSEE*	2/4																						
at Georgia*	2/8																						
at Auburn*	2/12																						
LSU*	2/15																						
TEXAS A&M*	2/19																						
at Ole Miss*	2/22																						
at Mississippi State*	2/25																						
SOUTH CAROLINA*	2/29																						
VANDERBILT*	3/3																						
at Missouri*	3/7																						

* indicates Southeastern Conference opponent

SHACKELFORD'S CAREER STATS

YEAR	GP	GS	MIN	AVG	FG	FGA	PCT	3FG	3FGA	PCT	FT	FTA	PCT	OFF	DEF	TOT	AVG	PF	FO	AST	TO	BLK	STL	PTS	AVG
2019-20	8	1	201	25.1	29	78	.372	15	55	.273	21	28	.750	9	20	29	3.6	13	0	14	13	1	7	94	11.8
TOTAL	8	1	201	25.1	29	78	.372	15	55	.273	21	28	.750	9	20	29	3.6	13	0	14	13	1	7	94	11.8

SHACKELFORD'S CAREER SEC STATS

YEAR	GP	GS	MIN	AVG	FG	FGA	PCT	3FG	3FGA	PCT	FT	FTA	PCT	OFF	DEF	TOT	AVG	PF	FO	AST	TO	BLK	STL	PTS	AVG
2019-20																									
TOTAL																									



11 James Bolden

GRADUATE

Guard • 6-0 • 170 • Covington, Ky.
Holmes HS/West Virginia

CAREER HIGHS

Points	35	Oklahoma State (2/10/18)
Rebounds	8	2x, last vs. Lehigh (12/30/18)
Assists	5	3x, last vs. Lehigh (12/30/18)
Steals	4	Kansas (1/9/19)
Blocks	2	Baylor (3/8/18)
Minutes	35	Oklahoma State (1/12/19)
Field Goals	10	Oklahoma State (1/12/19)
FG Att.	17	Oklahoma State (1/12/19)
3-Point FG	6	vs. Southern Miss (11/29/19)
3-Point Att.	11	Kansas State (11/10/17)
Free Throws	10	Baylor (1/21/19)
FT Att.	10	Baylor (1/21/19)

2019-20 SEASON HIGHS

Points	23	vs. Southern Miss (11/29/19)
Rebounds	5	vs. Penn (11/5/19)
Assists	3	vs. North Carolina (11/27/19)
Steals	2	vs. Penn (11/5/19)
Blocks	1	vs. Rhode Island (11/15/19)
Minutes	26	vs. Penn (11/5/19)
Field Goals	6	vs. Southern Miss (11/29/19)
FG Att.	10	2x, last vs. Iowa State (11/28/19)
3-Point FG	6	vs. Southern Miss (11/29/19)
3-Point Att.	8	vs. Southern Miss (11/29/19)
Free Throws	5	vs. Southern Miss (11/29/19)
FT Att.	7	vs. Southern Miss (11/29/19)

MISCELLANEOUS STATS

CATEGORY	2019-20	CAREER
Double-digit scoring	3	35
20+ point games	1	5
Double-digit rebounding		
Double-doubles		
Led UA in scoring	1	1
Led UA in rebounding		NA
Led UA in three-pointers	1	1
Led UA in assists		NA
Led UA in steals		NA
Led UA in blocks		NA
5+ assist games		3
3+ three-pointers	1	18
3+ steal games		4
3+ block games		

CAREER ACCOLADES

- Academic All-Big 12 Second Team (2017, 2018, 2019)
- Big 12 Commissioner's Honor Roll
- Garrett Ford Academic Honor Roll

2019-20 SEASON HIGHLIGHTS

- Has battled left wrist and hand injuries that have hampered him throughout the year, forcing him to miss the Furman and Stephen F. Austin games
- Averaged 12 points while shooting 60 percent from beyond the arc in his three contests played at the Battle 4 Atlantis Tournament
- Came off the bench to lead the Tide in scoring with a season-high 23 points while knocking down a career-best 6-of-8 threes in the win against Southern Miss (11/29)
- Came off the bench to record 10 points and 2 assists against Penn (11/5)
- A three-time Academic All-Big 12 Men's Basketball Second Team honoree
- Played in 82 career games at West Virginia, starting 15 times, and finished his Mountaineer career with 635 points (7.7 ppg), while knocking down 210-of-492 (.427) field goals and 121-of-303 (.399) three-pointers
- Played in 18 games while making 12 starts as a junior before an ankle injury sidelined him for the team's final 18 contests
- Ranked second on the team with 12.2 points per game, while adding 2.6 assists, 2.6 rebounds and 1.1 steals in 21.4 minutes per game
- Finished his junior season shooting 40.9 percent (70-of-171) from the field, 34.9 percent (30-of-86) from beyond the arc and a team-leading 82.0 percent (50-of-61) from the charity stripe
- Scored a career-best 31 points on 10-of-17 shooting from the field and 4-of-9 from deep in a win over Oklahoma State (11/12/19)



BOLDEN'S 2019-20 GAME-BY-GAME STATS

Opponent	Date	GS	Min	FG	FGA	Pct	3FG	3FGA	Pct	FT	FTA	Pct	Off	Def	Tot	Avg	PF	A	TO	Stl	Blk	Pts	Avg	
PENN	11/5		26	3	10	.300	2	5	.400	2	2	1.000	3	2	5	5.0	3	2	1	2	0	10	10.0	
FLORIDA ATLANTIC	11/11	*	12	1	3	.333	1	3	.333	0	0	.000	0	0	0	2.5	5	1	1	1	0	3	6.5	
at Rhode Island	11/15	*	23	2	7	.286	0	4	.000	0	1	.000	2	1	3	2.7	5	0	4	0	1	4	5.7	
FURMAN	11/19																							
North Carolina	11/27		18	1	4	.250	1	3	.333	0	0	.000	0	1	1	1.3	2	3	1	0	0	3	5.0	
Iowa State	11/28		20	4	10	.400	2	4	.500	0	0	.000	1	1	2	2.2	2	0	1	0	0	10	6.0	
Southern Miss	11/29		21	6	9	.666	6	8	.750	5	7	.714	1	1	2	2.2	5	2	1	1	0	23	8.8	
STEPHEN F. AUSTIN	12/6																							
at Penn State	12/14																							
at Samford	12/18																							
Belmont	12/21																							
RICHMOND	12/29																							
at Florida*	1/4																							
MISSISSIPPI STATE*	1/8																							
at Kentucky*	1/11																							
AUBURN*	1/15																							
MISSOURI*	1/18																							
at Vanderbilt*	1/22																							
KANSAS STATE	1/25																							
at LSU*	1/29																							
ARKANSAS*	2/1																							
TENNESSEE*	2/4																							
at Georgia*	2/8																							
at Auburn*	2/12																							
LSU*	2/15																							
TEXAS A&M*	2/19																							
at Ole Miss*	2/22																							
at Mississippi State*	2/25																							
SOUTH CAROLINA*	2/29																							
VANDERBILT*	3/3																							
at Missouri*	3/7																							


* indicates Southeastern Conference opponent

BOLDEN'S CAREER STATS

YEAR	GP	GS	MIN	AVG	FG	FGA	PCT	3FG	3FGA	PCT	FT	FTA	PCT	OFF	DEF	TOT	AVG	PF	FO	AST	TO	BLK	STL	PTS	AVG
2016-17	27	0	156	5.8	32	69	.464	22	49	.449	8	14	.571	7	14	21	0.8	21	0	8	9	1	8	94	3.5
2017-18	37	3	637	17.2	108	252	.429	69	168	.411	36	43	.837	25	45	70	1.9	76	2	39	36	8	34	321	8.7
2018-19	18	12	385	21.4	70	171	.409	30	86	.349	50	61	.820	21	26	47	2.6	46	4	45	39	3	19	220	12.2
2019-20	6	2	120	20.0	17	43	.395	12	27	.444	7	10	.700	7	6	13	2.2	22	3	8	8	1	4	53	8.8
TOTAL	88	17	1298	14.8	227	535	.424	133	330	.403	101	128	.789	60	91	151	1.7	165	9	100	92	13	65	688	7.8

BOLDEN'S CAREER SEC STATS

YEAR	GP	GS	MIN	AVG	FG	FGA	PCT	3FG	3FGA	PCT	FT	FTA	PCT	OFF	DEF	TOT	AVG	PF	FO	AST	TO	BLK	STL	PTS	AVG	
2019-20																										
TOTAL																										



12 Jaylen Forbes

FRESHMAN

Guard • 6-4 • 186 • Florence, Miss.
Florence HS

CAREER HIGHS

Points	5	vs. Iowa State (11/28/19)
Rebounds	8	vs. Penn (11/5/19)
Assists	1	3x, last vs. Iowa State (11/28/19)
Steals		
Blocks	1	vs. Florida Atlantic (11/11/19)
Minutes	17	2x, last vs. Florida Atlantic (11/5/19)
Field Goals	2	vs. Iowa State (11/28/19)
FG Att.	5	vs. Stephen F. Austin (12/6/19)
3-Point FG	1	vs. Iowa State (11/28/19)
3-Point Att.	4	vs. Florida Atlantic (11/5/19)
Free Throws	2	vs. Stephen F. Austin (12/6/19)
FT Att.	5	vs. Stephen F. Austin (12/6/19)

2019-20 SEASON HIGHS

Points	5	vs. Iowa State (11/28/19)
Rebounds	8	vs. Penn (11/5/19)
Assists	1	3x, last vs. Iowa State (11/28/19)
Steals		
Blocks	1	vs. Florida Atlantic (11/11/19)
Minutes	17	2x, last vs. Florida Atlantic (11/5/19)
Field Goals	2	vs. Iowa State (11/28/19)
FG Att.	5	vs. Stephen F. Austin (12/6/19)
3-Point FG	1	vs. Iowa State (11/28/19)
3-Point Att.	4	vs. Florida Atlantic (11/5/19)
Free Throws	2	vs. Stephen F. Austin (12/6/19)
FT Att.	5	vs. Stephen F. Austin (12/6/19)

MISCELLANEOUS STATS

CATEGORY	2019-20	CAREER
Double-digit scoring		
20+ point games		
Double-digit rebounding		
Double-doubles		
Led UA in scoring		
Led UA in rebounding	1	1
Led UA in three-pointers		
Led UA in assists		
Led UA in steals		
Led UA in blocks		
5+ assist games		
3+ three-pointers		
3+ steal games		
3+ block games		

2019-20 SEASON HIGHLIGHTS

- Snagged a season-high 5 points to go along with 4 rebounds and an assist against Iowa State at the Battle 4 Atlantis Tournament (11/28)
- Earned first career start and tallied 2 rebounds against Florida Atlantic (11/11)
- Collected 4 rebounds and finished with 3 points against Furman (11/19)
- Snagged 2 rebounds and scored 3 points against Stephen F. Austin (12/6)
- Made collegiate debut and collected 2 points and a team-leading 8 rebounds in 17 minutes of action vs. Penn (11/5)
- Scored 6 points and grabbed 3 rebounds in the exhibition victory over Georgia Tech (10/27)
- Four-star prospect ranked the No. 18 shooting guard and the No. 84 player overall by ESPN.com
- Ranked No. 2 player in Mississippi according to ESPN.com
- The top scorer in Florence High School program history, and maintained career averages of 25.1 points, 6.6 rebounds and 1.2 steals per game throughout his prep career under head coach Darrin Chancellor
- A 2019 first team all-state honoree by both the Clarion Ledger and USA Today as he averaged 23.0 points, 9.1 rebounds and 2.1 assists per game



FORBES' 2019-20 GAME-BY-GAME STATS

Opponent	Date	GS	Min	FG	FGA	Pct	3FG	3FGA	Pct	FT	FTA	Pct	Off	Def	Tot	Avg	PF	A	TO	Stl	Blk	Pts	Avg
PENN	11/5		17	1	2	.500	0	1	.000	0	0	.000	3	5	8	8.0	2	0	1	0	0	2	2.0
FLORIDA ATLANTIC	11/11	*	17	0	4	.000	0	4	.000	0	0	.000	1	1	2	5.0	0	0	1	0	0	0	1.0
at Rhode Island	11/15		6	0	0	.000	0	0	.000	0	0	.000	0	2	2	4.0	0	1	0	0	1	0	0.7
FURMAN	11/19		13	1	3	.333	0	2	.000	1	2	.5000	0	4	4	4.0	2	1	2	0	0	3	1.3
North Carolina	11/27		6	0	1	.000	0	1	.000	0	0	.000	0	0	0	3.2	1	0	0	0	0	0	1.0
Iowa State	11/28		12	2	3	.666	1	2	.500	0	0	.000	2	2	4	3.3	2	1	0	0	0	5	1.6
Southern Miss	11/29		10	1	1	1.00	1	1	1.00	0	0	.000	0	1	1	3.0	2	1	3	0	0	3	1.9
STEPHEN F. AUSTIN	12/6		13	1	5	.200	0	2	.000	2	5	.400	0	2	2	2.9	2	0	2	0	0	3	2.1
at Penn State	12/14																						
at Samford	12/18																						
Belmont	12/21																						
RICHMOND	12/29																						
at Florida*	1/4																						
MISSISSIPPI STATE*	1/8																						
at Kentucky*	1/11																						
AUBURN*	1/15																						
MISSOURI*	1/18																						
at Vanderbilt*	1/22																						
KANSAS STATE	1/25																						
at LSU*	1/29																						
ARKANSAS*	2/1																						
TENNESSEE*	2/4																						
at Georgia*	2/8																						
at Auburn*	2/12																						
LSU*	2/15																						
TEXAS A&M*	2/19																						
at Ole Miss*	2/22																						
at Mississippi State*	2/25																						
SOUTH CAROLINA*	2/29																						
VANDERBILT*	3/3																						
at Missouri*	3/7																						

* indicates Southeastern Conference opponent

FORBES' CAREER STATS

YEAR	GP	GS	MIN	AVG	FG	FGA	PCT	3FG	3FGA	PCT	FT	FTA	PCT	OFF	DEF	TOT	AVG	PF	FO	AST	TO	BLK	STL	PTS	AVG
2019-20	8	1	94	11.8	6	19	.316	2	13	.154	3	7	.429	6	17	23	2.9	11	0	4	9	1	0	17	2.1
TOTAL	8	1	94	11.8	6	19	.316	2	13	.154	3	7	.429	6	17	23	2.9	11	0	4	9	1	0	17	2.1

FORBES' CAREER SEC STATS

YEAR	GP	GS	MIN	AVG	FG	FGA	PCT	3FG	3FGA	PCT	FT	FTA	PCT	OFF	DEF	TOT	AVG	PF	FO	AST	TO	BLK	STL	PTS	AVG
2019-20																									
TOTAL																									



15 Tyler Barnes

JUNIOR

Forward • 6-8 • 205 • Louisville, Ky.
St. Xavier HS

CAREER HIGHS

Points		
Rebounds	4	vs. FAU (11/11/19)
Assists		
Steals	1	vs. Villanova (3/17/18)
Blocks	1	vs. Ole Miss (1/22/19)
Minutes	3	2x, last vs. FAU (11/11/19)
Field Goals		
FG Att.	1	3x, last vs. Ole Miss (1/22/19)
3-Point FG		
3-Point Att.	1	vs. Texas A&M (12/30/17)
Free Throws		
FT Att.		

2019-20 SEASON HIGHS

Points		
Rebounds	4	vs. FAU (11/11/19)
Assists		
Steals		
Blocks		
Minutes	3	vs. FAU (11/11/19)
Field Goals		
FG Att.		
3-Point FG		
3-Point Att.		
Free Throws		
FT Att.		

MISCELLANEOUS STATS

CATEGORY	2019-20	CAREER
Double-digit scoring		
20+ point games		
Double-digit rebounding		
Double-doubles		
Led UA in scoring		
Led UA in rebounding		
Led UA in three-pointers		
Led UA in assists		
Led UA in steals		
Led UA in blocks		
5+ assist games		
3+ three-pointers		
3+ steal games		
3+ block games		

CAREER ACCOLADES

- 2018 SEC First Year Academic Honor Roll
- Has played in 11 career contests

2019-20 SEASON HIGHLIGHTS

- Saw one minute of action in the win against Southern Miss at the Battle 4 Atlantis Tournament (11/29)
- Saw one minute of action against Iowa State in the Battle 4 Atlantis Tournament (11/28)
- Registered 3 minutes of action, recording a career-high 4 rebounds against FAU (11/11)



BARNES' 2019-20 GAME-BY-GAME STATS

Opponent	Date	GS	Min	FG	FGA	Pct	3FG	FGA	Pct	FT	FTA	Pct	Off	Def	Tot	Avg	PF	A	TO	Stl	Blk	Pts	Avg
PENN	11/5								DNP														
FLORIDA ATLANTIC	11/11	3		0	0	.000	0	0	.000	0	0	.000	0	4	4	4.0	1	0	0	0	0	0	0.0
at Rhode Island	11/15								DNP														
FURMAN	11/19								DNP														
North Carolina	11/27								DNP														
Iowa State	11/28	1		0	0	.000	0	0	.000	0	0	.000	0	0	0	2.0	0	0	0	0	0	0.0	
Southern Miss	11/29	1		0	0	.000	0	0	.000	0	0	.000	0	0	0	1.3	0	0	0	0	0	0.0	
STEPHEN F. AUSTIN	12/6								DNP														
at Penn State	12/14																						
at Samford	12/18																						
Belmont	12/21																						
RICHMOND	12/29																						
at Florida*	1/4																						
MISSISSIPPI STATE*	1/8																						
at Kentucky*	1/11																						
AUBURN*	1/15																						
MISSOURI*	1/18																						
at Vanderbilt*	1/22																						
KANSAS STATE	1/25																						
at LSU*	1/29																						
ARKANSAS*	2/1																						
TENNESSEE*	2/4																						
at Georgia*	2/8																						
at Auburn*	2/12																						
LSU*	2/15																						
TEXAS A&M*	2/19																						
at Ole Miss*	2/22																						
at Mississippi State*	2/25																						
SOUTH CAROLINA*	2/29																						
VANDERBILT*	3/3																						
at Missouri*	3/7																						

* indicates Southeastern Conference opponent

BARNES' CAREER STATS

YEAR	GP	GS	MIN	AVG	FG	FGA	PCT	3FG	3FGA	PCT	FT	FTA	PCT	OFF	DEF	TOT	AVG	PF	FO	AST	TO	BLK	STL	PTS	AVG
2017-18	4	0	7	1.8	0	1	.000	0	1	.000	0	2	.000	0	0	0	0	0	0	0	0	0	1	0	0.0
2018-19	4	0	4	1.0	0	2	.000	0	0	.000	0	0	.000	0	0	0	0.0	0	0	0	0	1	0	0	0.0
2019-20	3	0	5	1.7	0	0	.000	0	0	.000	0	0	.000	0	4	4	1.3	1	0	0	0	0	0	0.0	
TOTAL	11	0	16	1.5	0	3	.000	0	1	.000	0	2	.000	0	4	4	0.4	1	0	0	0	1	1	0	0.0

BARNES' CAREER SEC STATS

YEAR	GP	GS	MIN	AVG	FG	FGA	PCT	3FG	3FGA	PCT	FT	FTA	PCT	OFF	DEF	TOT	AVG	PF	FO	AST	TO	BLK	STL	PTS	AVG
2017-18	3	0	4	1.3	0	1	.000	0	1	.000	0	2	.000	0	0	0	0	0	0	0	0	0	0	0	0.0
2018-19	1	0	1	1.0	0	1	.000	0	0	.000	0	0	.000	0	0	0	0.0	0	0	0	0	1	0	0	0.0
2019-20																									
TOTAL	4	0	5	1.3	0	2	.000	0	1	.000	0	2	.000	0	0	0	0.0	0	0	0	0	1	0	0	0.0



21 Britton Johnson

SOPHOMORE

Guard • 6-4 • 182 • Mountain Brook, Ala.
Mountain Brook HS

CAREER HIGHS

Points	3	vs. Iowa State (11/28/19)
Rebounds	1	vs. Ole Miss (1/22/19)
Assists		
Steals		
Blocks	1	vs. Ole Miss (1/22/19)
Minutes	2	vs. Florida Atlantic (11/11/19)
Field Goals	1	vs. Iowa State (11/28/19)
FG Att.	1	2x, last vs. Iowa State (11/28/19)
3-Point FG	1	vs. Iowa State (11/28/19)
3-Point Att.	1	2x, last vs. Iowa State (11/28/19)
Free Throws		
FT Att.		

2019-20 SEASON HIGHS

Points	3	vs. Iowa State (11/28/19)
Rebounds		
Assists		
Steals		
Blocks		
Minutes	2	vs. Florida Atlantic (11/11/19)
Field Goals	1	vs. Iowa State (11/28/19)
FG Att.	1	2x, last vs. Iowa State (11/28/19)
3-Point FG	1	vs. Iowa State (11/28/19)
3-Point Att.	1	2x, last vs. Iowa State (11/28/19)
Free Throws		
FT Att.		

MISCELLANEOUS STATS

CATEGORY	2019-20	CAREER
Double-digit scoring		
20+ point games		
Double-digit rebounding		
Double-doubles		
Led UA in scoring		
Led UA in rebounding		
Led UA in three-pointers		
Led UA in assists		
Led UA in steals		
Led UA in blocks		
5+ assist games		
3+ three-pointers		
3+ steal games		
3+ block games		

CAREER ACCOLADES

- Has played in eight career contests

2019-20 SEASON HIGHLIGHTS

- Hit the first points of his collegiate career when he knocked down a three-pointer in the final minute of action against Iowa State in the Battle 4 Atlantis Tournament (11/28)
- Saw one minute of action in the win over Southern Miss (11/29)
- Saw two minutes of action against FAU (11/11)
- Had 2 steals in two minutes of action vs. Georgia Tech (10/27)



JOHNSON'S 2019-20 GAME-BY-GAME STATS

Opponent	Date	GS	Min	FG	FGA	Pct	3FG	3FGA	Pct	FT	FTA	Pct	Off	Def	Tot	Avg	PF	A	TO	Stl	Blk	Pts	Avg
PENN	11/5																						
FLORIDA ATLANTIC	11/11	2		0	1	.000	0	1	.000	0	0	.000	0	0	0	0.0	1	0	0	0	0	0	0.0
at Rhode Island	11/15																						
FURMAN	11/19																						
North Carolina	11/27																						
Iowa State	11/28	1	1	1	1	1.00	1	1	1.00	0	0	.000	0	0	0	0.0	0	0	0	0	0	3	1.5
Southern Miss	11/29	1	0	0	0	.000	0	0	.000	0	0	.000	0	0	0	0.0	0	0	0	0	0	0	1.0
STEPHEN F. AUSTIN	12/6																						
at Penn State	12/14																						
at Samford	12/18																						
Belmont	12/21																						
RICHMOND	12/29																						
at Florida*	1/4																						
MISSISSIPPI STATE*	1/8																						
at Kentucky*	1/11																						
AUBURN*	1/15																						
MISSOURI*	1/18																						
at Vanderbilt*	1/22																						
KANSAS STATE	1/25																						
at LSU*	1/29																						
ARKANSAS*	2/1																						
TENNESSEE*	2/4																						
at Georgia*	2/8																						
at Auburn*	2/12																						
LSU*	2/15																						
TEXAS A&M*	2/19																						
at Ole Miss*	2/22																						
at Mississippi State*	2/25																						
SOUTH CAROLINA*	2/29																						
VANDERBILT*	3/3																						
at Missouri*	3/7																						

* indicates Southeastern Conference opponent

JOHNSON'S CAREER STATS

YEAR	GP	GS	MIN	AVG	FG	FGA	PCT	3FG	3FGA	PCT	FT	FTA	PCT	OFF	DEF	TOT	AVG	PF	FO	AST	TO	BLK	STL	PTS	AVG
2018-19	5	0	3	0.6	0	0	.000	0	0	.000	0	0	.000	0	1	1	0.2	0	0	0	0	1	0	0	0.0
2019-20	3	0	4	1.3	1	2	.500	1	2	.500	0	0	.000	0	0	0	0.0	1	0	0	0	0	0	3	1.0
TOTAL	8	0	7	0.9	1	2	.500	1	2	.500	0	0	.000	0	1	1	0.1	1	0	0	0	1	0	3	0.4

JOHNSON'S CAREER SEC STATS

YEAR	GP	GS	MIN	AVG	FG	FGA	PCT	3FG	3FGA	PCT	FT	FTA	PCT	OFF	DEF	TOT	AVG	PF	FO	AST	TO	BLK	STL	PTS	AVG	
2018-19	3	0	1	0.3	0	0	.000	0	0	.000	0	0	.000	0	1	1	0.3	0	0	0	0	1	0	0	0.0	
2019-20																										
TOTAL	3	0	1	0.3	0	0	.000	0	0	.000	0	0	.000	0	1	1	0.3	0	0	0	0	1	0	0	0.0	



23 John Petty Jr.

JUNIOR

Guard • 6-5 • 197 • Huntsville, Ala.
Mae Jemison HS

CAREER HIGHS

Points	34	vs. Iowa State (11/28/19)
Rebounds	12	vs. Iowa State (11/28/19)
Assists	7	vs. Ball State (11/16/18)
Steals	3	2x, last vs. Stephen F. Austin (12/6/19)
Blocks	2	5x, last vs. Stephen F. Austin (12/6/19)
Minutes	38	vs. LSU (3/2/19)
Field Goals	11	2x, last vs. Iowa State (11/28/19)
FG Att.	22	vs. Iowa State (11/28/19)
3-Point FG	10	Alabama A&M (11/17/17)
3-Point Att.	13	2x, last vs. Auburn (1/17/18)
Free Throws	7	vs. Appalachian State (11/11/18)
FT Att.	10	vs. Appalachian State (11/11/18)

2019-20 SEASON HIGHS

Points	34	vs. Iowa State (11/28/19)
Rebounds	12	vs. Iowa State (11/28/19)
Assists	5	vs. Florida Atlantic (11/11/19)
Steals	3	2x, last vs. Stephen F. Austin (12/6/19)
Blocks	2	vs. Stephen F. Austin (12/6/19)
Minutes	36	2x, last vs. Stephen F. Austin (12/6/19)
Field Goals	11	vs. Iowa State (11/28/19)
FG Att.	22	vs. Iowa State (11/28/19)
3-Point FG	7	vs. North Carolina (11/27/19)
3-Point Att.	10	2x, last vs. Stephen F. Austin (12/6/19)
Free Throws	6	vs. Iowa State (11/28/19)
FT Att.	6	2x, last vs. Iowa State (11/28/19)

MISCELLANEOUS STATS

CATEGORY	2019-20	CAREER
Double-digit scoring	5	37
20+ point games	2	8
Double-digit rebounding	1	3
Double-doubles	1	1
Led UA in scoring	2	14
Led UA in rebounding	3	8
Led UA in three-pointers	4	39
Led UA in assists		13
Led UA in steals	2	9
Led UA in blocks	1	5
5+ assist games	1	1
3+ three-pointers	4	27
3+ steal games	2	2
3+ block games		

CAREER ACCOLADES

- A two-time SEC Freshman of the Week (Nov. 20, 2017 and Jan. 1, 2018)
- Set a school record by knocking down 10 three-pointers to total a team-high 30 points against Alabama A&M (11/17)
- Set a freshman school records with 90 made threes and 242 threes attempted
- One of 25 collegiate players from around the country invited to participate in the 2018 Nike Skills Academy
- Joined teammates Herbert Jones and Kira Lewis Jr., making UA one of only three teams in the nation to have multiple players at the prestigious event



2019-20 SEASON HIGHLIGHTS

- Has recorded 5 consecutive double-digit scoring games and is averaging 19.4 points and 4.2 threes made per game while shooting a scorching 51 percent from the field, 54 percent from beyond the arc and 84 percent from the foul line over the stretch
- Currently is second on team in scoring, assists, steals and double-figure scoring games; leads squad in rebounding, three-point shooting and threes made per game
- His 44.4 three-point field goal percentage ranks second in the SEC and his 2.2 threes made per game is third in the league
- Had career-high points (34), rebounds (12) and field goal attempts (22), while tying his career-high 11 field goals made against Iowa State in the Battle 4 Atlantis Tournament (11/28)
- Knocked down 7-of-10 threes to go for a team high 23 points, while grabbing 3 rebounds, 2 assists and 2 rebounds against North Carolina (11/27)
- Went for 16 points, knocking down 3-from-6 from three point range, while adding 5 rebounds and 2 assists against Furman (11/19)
- Dropped 14 points, leading the team in threes (4), while grabbing 4 rebounds, 2 assists, 3 steals, and 2 blocks against Stephen F. Austin (12/6)
- Led the Tide in rebounds (8), finishing with 5 points and 3 assists against Rhode Island (11/15)
- Added 9 points and 5 assists, knocking down 5-of-6 free throws against FAU (11/11)
- Went for 9 points, while grabbing 7 rebounds against Penn (11/5)

PETTY JR.'S 2019-20 GAME-BY-GAME STATS

Opponent	Date	GS	Min	FG	FGA	Pct	3FG	FGA	Pct	FT	FTA	Pct	Off	Def	Tot	Avg	PF	A	TO	Stl	Blk	Pts	Avg
PENN	11/5	*	35	3	10	.300	2	6	.333	1	4	.250	4	4	8	8.0	2	1	5	2	1	9	9.0
FLORIDA ATLANTIC	11/11	*	34	2	8	.250	0	4	.000	5	6	.833	1	7	8	8.0	1	5	6	0	1	9	9.0
at Rhode Island	11/15	*	31	2	7	.286	1	5	.200	0	2	.000	1	7	8	8.0	4	3	4	1	0	5	7.7
FURMAN	11/19	*	35	5	10	.500	3	6	.500	3	5	.600	0	5	5	7.3	2	2	1	1	1	16	9.8
North Carolina	11/27	*	36	7	11	.636	7	10	.700	2	2	1.00	0	3	3	6.4	1	2	1	2	0	23	12.4
Iowa State	11/28	*	33	11	22	.500	6	9	.667	6	6	1.00	8	4	12	7.3	2	0	3	3	1	34	16.0
Southern Miss	11/29	*	30	3	6	.500	1	4	.250	3	4	.750	2	6	8	7.4	1	2	1	0	0	10	15.1
STEPHEN F. AUSTIN	12/6	*	36	4	10	.400	4	10	.400	2	2	1.00	1	3	4	7.0	1	2	2	3	2	14	15.0
at Penn State	12/14																						
at Samford	12/18																						
Belmont	12/21																						
RICHMOND	12/29																						
at Florida*	1/4																						
MISSISSIPPI STATE*	1/8																						
at Kenricky*	1/11																						
AUBURN*	1/15																						
MISSOURI*	1/18																						
at Vanderbilt*	1/22																						
KANSAS STATE	1/25																						
at LSU*	1/29																						
ARKANSAS*	2/1																						
TENNESSEE*	2/4																						
at Georgia*	2/8																						
at Auburn*	2/12																						
LSU*	2/15																						
TEXAS A&M*	2/19																						
at Ole Miss*	2/22																						
at Mississippi State*	2/25																						
SOUTH CAROLINA*	2/29																						
VANDERBILT*	3/3																						
at Missouri*	3/7																						

* indicates Southeastern Conference opponent

PETTY'S CAREER STATS

YEAR	GP	GS	MIN	AVG	FG	FGA	PCT	3FG	3FGA	PCT	FT	FTA	PCT	OFF	DEF	TOT	AVG	PF	FO	AST	TO	BLK	STL	PTS	AVG
2017-18	36	29	1026	28.5	123	313	.393	90	242	.372	32	45	.711	14	78	92	2.6	36	0	65	74	9	17	368	10.2
2018-19	34	17	981	28.9	118	286	.413	59	171	.345	53	75	.707	25	119	144	4.2	37	0	64	68	15	17	348	10.2
2019-20	8	8	270	33.8	37	84	.440	24	54	.444	22	31	.710	16	39	55	6.9	14	0	17	22	6	12	120	15.0
TOTAL	78	54	2277	29.2	278	683	.407	173	467	.370	107	151	.709	55	236	291	3.7	87	0	146	164	30	46	836	10.7

PETTY'S CAREER SEC STATS

YEAR	GP	GS	MIN	AVG	FG	FGA	PCT	3FG	3FGA	PCT	FT	FTA	PCT	OFF	DEF	TOT	AVG	PF	FO	AST	TO	BLK	STL	PTS	AVG
2017-18	18	15	513	28.5	50	140	.357	39	111	.351	19	22	.864	7	39	46	2.6	19	0	33	34	6	9	158	8.8
2018-19	18	6	508	28.2	67	153	.438	33	87	.379	28	41	.683	15	59	74	4.1	20	0	32	37	10	10	195	10.8
2019-20																									
TOTAL	36	21	1021	28.4	117	293	.399	72	198	.364	47	63	.746	22	98	120	3.3	39	0	65	71	16	19	353	9.8



25 Adam Cottrell

FRESHMAN

Guard • 6-3 • 185 • Flowery Branch, Ga.
Lakeview Academy

CAREER HIGHS

Points	
Rebounds	
Assists	
Steals	
Blocks	
Minutes	1 2x, last vs. Southern Miss (11/29/19)
Field Goals	
FG Att.	
3-Point FG	
3-Point Att.	
Free Throws	
FT Att.	

2019-20 SEASON HIGHS

Points	
Rebounds	
Assists	
Steals	
Blocks	
Minutes	1 2x, last vs. Southern Miss (11/29/19)
Field Goals	
FG Att.	
3-Point FG	
3-Point Att.	
Free Throws	
FT Att.	

MISCELLANEOUS STATS

CATEGORY	2019-20	CAREER
Double-digit scoring		
20+ point games		
Double-digit rebounding		
Double-doubles		
Led UA in scoring		
Led UA in rebounding		
Led UA in three-pointers		
Led UA in assists		
Led UA in steals		
Led UA in blocks		
5+ assist games		
3+ three-pointers		
3+ steal games		
3+ block games		

2019-20 SEASON HIGHLIGHTS

- Saw one minute of action in the win over Southern Miss at the Battle 4 Atlantis Tournament (11/29)
- Made his college debut seeing one minute of action vs. FAU (11/11)
- Saw one minute of action vs. Georgia Tech (10/27)
- Earned a roster spot through walk-on tryouts back in September
- Played under head coach and father Todd Cottrell at Lakeview Academy
- Was a four-year letterwinner and a two-year starter on varsity, while scoring over 1,000 points during his career
- Helped lead Lakeview to four consecutive state tournament appearances, three regional championships and a school record of 91 total wins during his four-year prep career
- Was the school's valedictorian and student body president, and was also named a National Merit Finalist in 2019



COTTRELL'S 2019-20 GAME-BY-GAME STATS

Opponent	Date	GS	Min	FG	FGA	Pct	3FG	FGA	Pct	FT	FTA	Pct	Off	Def	Tot	Avg	PF	A	TO	Stl	Blk	Pts	Avg	
PENN	11/5																							
FLORIDA ATLANTIC	11/11	1		0	0	.000	0	0	.000	0	0	.000	0	0	0	0.0	0	0	2	0	0	0	0.0	
at Rhode Island	11/15																							
FURMAN	11/19																							
North Carolina	11/27																							
Iowa State	11/28																							
Southern Miss	11/29	1		0	0	.000	0	0	.000	0	0	.000	0	0	0	0.0	0	0	0	0	0	0	0.0	
STEPHEN F. AUSTIN	12/6																							
at Penn State	12/14																							
at Samford	12/18																							
Belmont	12/21																							
RICHMOND	12/29																							
at Florida*	1/4																							
MISSISSIPPI STATE*	1/8																							
at Kentucky*	1/11																							
AUBURN*	1/15																							
MISSOURI*	1/18																							
at Vanderbilt*	1/22																							
KANSAS STATE	1/25																							
at LSU*	1/29																							
ARKANSAS*	2/1																							
TENNESSEE*	2/4																							
at Georgia*	2/8																							
at Auburn*	2/12																							
LSU*	2/15																							
TEXAS A&M*	2/19																							
at Ole Miss*	2/22																							
at Mississippi State*	2/25																							
SOUTH CAROLINA*	2/29																							
VANDERBILT*	3/3																							
at Missouri*	3/7																							

* indicates Southeastern Conference opponent

COTTRELL'S CAREER STATS

YEAR	GP	GS	MIN	AVG	FG	FGA	PCT	3FG	3FGA	PCT	FT	FTA	PCT	OFF	DEF	TOT	AVG	PF	FO	AST	TO	BLK	STL	PTS	AVG
2019-20	3	0	3	1.0	0	0	.000	0	0	.000	0	0	.000	0	0	0	0.0	0	0	0	2	0	0	0	0.0
TOTAL	3	0	3	1.0	0	0	.000	0	0	.000	0	0	.000	0	0	0	0.0	0	0	0	2	0	0	0	0.0

COTTRELL'S CAREER SEC STATS

YEAR	GP	GS	MIN	AVG	FG	FGA	PCT	3FG	3FGA	PCT	FT	FTA	PCT	OFF	DEF	TOT	AVG	PF	FO	AST	TO	BLK	STL	PTS	AVG
2019-20																									
TOTAL																									



30 Galin Smith

JUNIOR

Forward • 6-9 • 245 • Clinton, Miss.
Clinton HS

CAREER HIGHS

Points	11	vs. Ole Miss (3/14/19)
Rebounds	8	vs. Minnesota (11/25/17)
Assists	2	vs. FAU (11/11/19)
Steals	2	at Tennessee (1/19/19)
Blocks	4	at Texas A&M (3/3/18)
Minutes	29	2x, last vs. Ole Miss (3/14/19)
Field Goals	4	6x, last vs. Ole Miss (3/14/19)
FG Att.	7	2x, last vs. Iowa State (11/28/19)
3-Point FG		
3-Point Att.		
Free Throws	4	2x, last vs. Southern (11/6/18)
FT Att.	8	vs. Ole Miss (3/14/19)

2019-20 SEASON HIGHS

Points	6	vs. Rhode Island (11/15/19)
Rebounds	5	vs. Iowa State (11/28/19)
Assists	2	vs. Florida Atlantic (11/11/19)
Steals		
Blocks	3	3x, last vs. Stephen F. Austin (12/6/19)
Minutes	24	vs. Iowa State (11/28/19)
Field Goals	3	vs. Rhode Island (11/15/19)
FG Att.	7	vs. Iowa State (11/28/19)
3-Point FG		
3-Point Att.		
Free Throws	2	vs. Florida Atlantic (11/11/19)
FT Att.	4	vs. Florida Atlantic (11/11/19)

MISCELLANEOUS STATS

CATEGORY	2019-20	CAREER
Double-digit scoring		4
20+ point games		
Double-digit rebounding		
Double-doubles		
Led UA in scoring		
Led UA in rebounding		1
Led UA in three-pointers		
Led UA in assists		
Led UA in steals		2
Led UA in blocks	5	15
5+ assist games		
3+ three-pointers		
3+ steal games		
3+ block games	3	6

CAREER ACCOLADES

- 2019 SEC Community Service Team
- 2018 SEC First Year Academic Honor Roll

2019-20 SEASON HIGHLIGHTS

- Leads UA and ranks fifth in the SEC in blocks per game (1.8)
- Scored 4 points while registering 5 rebounds and a block against Iowa State in the Battle 4 Atlantis Tournament (11/28)
- Dropped 6 points, going 3-for-5 from the field while grabbing 2 rebounds and a block against Rhode Island (11/15)
- Led the Tide with 3 blocks, while earning a career-high 2 assists and dropping 2 points against FAU (11/11)
- Led the Tide with 3 blocks to go along with 2 rebounds and an assist against Stephen F. Austin (12/6)
- Grabbed 4 rebounds and led the team with 2 blocks in 14 minutes of action against Penn (11/5)
- Got the start and finished with 5 points and 2 rebounds in 15 minutes of action vs. Georgia Tech (10/27)



SMITH'S 2019-20 GAME-BY-GAME STATS

Opponent	Date	GS	Min	FG	FGA	Pct	3FG	FGA	Pct	FT	FTA	Pct	Off	Def	Tot	Avg	PF	A	TO	Stl	Blk	Pts	Avg
PENN	11/5	*	14	0	0	.000	0	0	.000	0	0	.000	0	4	4	4.0	4	0	2	0	2	0	0.0
FLORIDA ATLANTIC	11/11		11	0	1	.000	0	0	.000	2	4	.500	3	1	4	4.0	5	2	1	0	3	2	1.0
at Rhode Island	11/15		13	3	5	.600	0	0	.000	0	0	.000	1	1	2	3.3	2	0	1	0	1	6	2.7
FURMAN	11/19		12	0	1	.000	0	0	.000	0	0	.000	0	1	1	2.8	4	0	3	0	3	0	2.0
North Carolina	11/27		7	0	1	.000	0	0	.000	0	0	.000	0	0	0	2.2	4	0	2	0	1	0	1.6
Iowa State	11/28	*	24	2	7	.289	0	0	.000	0	0	.000	2	3	5	2.7	0	0	2	0	1	4	2.0
Southern Miss	11/29		10	1	2	.500	0	0	.000	1	2	.500	0	0	0	2.3	0	0	0	0	0	3	2.1
STEPHEN F. AUSTIN	12/6		15	0	0	.000	0	0	.000	0	0	.000	1	1	2	2.3	0	1	0	0	3	0	1.9
at Penn State	12/14																						
at Samford	12/18																						
Belmont	12/21																						
RICHMOND	12/29																						
at Florida*	1/4																						
MISSISSIPPI STATE*	1/8																						
at Kentucky*	1/11																						
AUBURN*	1/15																						
MISSOURI*	1/18																						
at Vanderbilt*	1/22																						
KANSAS STATE	1/25																						
at LSU*	1/29																						
ARKANSAS*	2/1																						
TENNESSEE*	2/4																						
at Georgia*	2/8																						
at Auburn*	2/12																						
LSU*	2/15																						
TEXAS A&M*	2/19																						
at Ole Miss*	2/22																						
at Mississippi State*	2/25																						
SOUTH CAROLINA*	2/29																						
VANDERBILT*	3/3																						
at Missouri*	3/7																						

* indicates Southeastern Conference opponent

SMITH'S CAREER STATS

YEAR	GP	GS	MIN	AVG	FG	FGA	PCT	3FG	3FGA	PCT	FT	FTA	PCT	OFF	DEF	TOT	AVG	PF	FO	AST	TO	BLK	STL	PTS	AVG
2017-18	33	3	398	12.1	42	67	.627	0	0	.000	9	32	.281	29	38	67	2.0	54	2	3	23	24	2	93	2.8
2018-19	30	10	392	13.1	47	90	.522	0	0	.000	20	45	.444	29	37	66	2.2	54	0	3	32	14	3	114	3.8
2019-20	8	2	106	13.3	6	17	.353	0	0	.000	3	6	.500	7	11	18	2.3	19	1	3	10	14	0	15	1.9
TOTAL	71	15	896	12.6	95	174	.546	0	0	.000	32	83	.386	65	86	151	2.1	127	3	9	65	52	5	222	3.1

SMITH'S CAREER SEC STATS

YEAR	GP	GS	MIN	AVG	FG	FGA	PCT	3FG	3FGA	PCT	FT	FTA	PCT	OFF	DEF	TOT	AVG	PF	FO	AST	TO	BLK	STL	PTS	AVG
2017-18	17	0	200	11.8	17	30	.567	0	0	.000	0	10	.000	12	16	28	1.6	27	1	1	15	15	1	34	2.0
2018-19	14	0	129	9.2	18	35	.514	0	0	.000	7	17	.412	14	10	24	1.7	20	0	0	13	3	3	43	3.1
2019-20																									
TOTAL	31	0	329	10.6	35	65	.538	0	0	.000	7	27	.259	26	26	52	1.7	47	1	1	28	18	4	77	2.5



34 Sam Okauru

FRESHMAN

Guard • 6-5 • 200 • Raleigh, N.C.
Tilton School

CAREER HIGHS

Points	
Rebounds	
Assists	
Steals	
Blocks	
Minutes	1 vs. Florida Atlantic (11/11/19)
Field Goals	
FG Att.	
3-Point FG	
3-Point Att.	
Free Throws	
FT Att.	

2019-20 SEASON HIGHS

Points	
Rebounds	
Assists	
Steals	
Blocks	
Minutes	1 vs. Florida Atlantic (11/11/19)
Field Goals	
FG Att.	
3-Point FG	
3-Point Att.	
Free Throws	
FT Att.	

MISCELLANEOUS STATS

CATEGORY	2019-20	CAREER
Double-digit scoring		
20+ point games		
Double-digit rebounding		
Double-doubles		
Led UA in scoring		
Led UA in rebounding		
Led UA in three-pointers		
Led UA in assists		
Led UA in steals		
Led UA in blocks		
5+ assist games		
3+ three-pointers		
3+ steal games		
3+ block games		

2019-20 SEASON HIGHLIGHTS

- Made his collegiate debut seeing one minute of action against FAU (11/11)
- Saw one minute of action vs. Georgia Tech (10/27)
- Earned a roster spot through walk-on tryouts back in September
- Played under head coach Marcus O'Neil at Tilton
- Selected to the TISAC All-Conference team in 2016 and 2017
- Ranked as one of the top-10 scorers for the entire state of North Carolina when he averaged 26.0 points per contest as a senior
- Was also ranked as the top scorer in Wake and Orange County



OKAURU'S 2019-20 GAME-BY-GAME STATS

Opponent	Date	GS	Min	FG	FGA	Pct	3FG	FGA	Pct	FT	FTA	Pct	Off	Def	Tot	Avg	PF	A	TO	Stl	Blk	Pts	Avg	
PENN	11/5																							
FLORIDA ATLANTIC	11/11	1		0	0	.000	0	0	.000	0	0	.000	0	0	0	0.0	0	0	0	0	0	0	0.0	
at Rhode Island	11/15																							
FURMAN	11/19																							
North Carolina	11/27																							
Iowa State	11/28																							
Southern Miss	11/29																							
STEPHEN F. AUSTIN	12/6																							
at Penn State	12/14																							
at Samford	12/18																							
Belmont	12/21																							
RICHMOND	12/29																							
at Florida*	1/4																							
MISSISSIPPI STATE*	1/8																							
at Kentucky*	1/11																							
AUBURN*	1/15																							
MISSOURI*	1/18																							
at Vanderbilt*	1/22																							
KANSAS STATE	1/25																							
at LSU*	1/29																							
ARKANSAS*	2/1																							
TENNESSEE*	2/4																							
at Georgia*	2/8																							
at Auburn*	2/12																							
LSU*	2/15																							
TEXAS A&M*	2/19																							
at Ole Miss*	2/22																							
at Mississippi State*	2/25																							
SOUTH CAROLINA*	2/29																							
VANDERBILT*	3/3																							
at Missouri*	3/7																							

* indicates Southeastern Conference opponent

OKAURU'S CAREER STATS

YEAR	GP	GS	MIN	AVG	FG	FGA	PCT	3FG	3FGA	PCT	FT	FTA	PCT	OFF	DEF	TOT	AVG	PF	FO	AST	TO	BLK	STL	PTS	AVG
2019-20	1	0	1	1.0	0	0	.000	0	0	.000	0	0	.000	0	0	0	0.0	0	0	0	0	0	0	0	0.0
TOTAL	1	0	1	1.0	0	0	.000	0	0	.000	0	0	.000	0	0	0	0.0	0	0	0	0	0	0	0	0.0

OKAURU'S CAREER SEC STATS

YEAR	GP	GS	MIN	AVG	FG	FGA	PCT	3FG	3FGA	PCT	FT	FTA	PCT	OFF	DEF	TOT	AVG	PF	FO	AST	TO	BLK	STL	PTS	AVG
2019-20																									
TOTAL																									



35 Raymond Hawkins

FRESHMAN

Forward/Center • 6-9 • 240 • Oakland, Calif.
Findlay Prep (Nev.)

CAREER HIGHS

Points	
Rebounds	
Assists	
Steals	
Blocks	
Minutes	1 3x, last vs. Southern Miss (11/29/19)
Field Goals	
FG Att.	
3-Point FG	
3-Point Att.	
Free Throws	
FT Att.	

2019-20 SEASON HIGHS

Points	
Rebounds	
Assists	
Steals	
Blocks	
Minutes	1 3x, last vs. Southern Miss (11/29/19)
Field Goals	
FG Att.	
3-Point FG	
3-Point Att.	
Free Throws	
FT Att.	

MISCELLANEOUS STATS

CATEGORY	2019-20	CAREER
Double-digit scoring		
20+ point games		
Double-digit rebounding		
Double-doubles		
Led UA in scoring		
Led UA in rebounding		
Led UA in three-pointers		
Led UA in assists		
Led UA in steals		
Led UA in blocks		
5+ assist games		
3+ three-pointers		
3+ steal games		
3+ block games		

2019-20 SEASON HIGHLIGHTS

- Saw one minute of action in the win against Southern Miss at the Battle 4 Atlantis Tournament (11/29)
- Saw one minute of action against Iowa State (11/28)
- Made his college debut seeing one minute of action against FAU (11/11)
- Became the first official signee of the Nate Oats era at Alabama
- Four-star recruit according to ESPN.com, while 247Sports ranked him as a three-star prospect and No. 3 in the state of Nevada
- Played his high school ball at Bishop O'Dowd High School in Oakland, Calif, under head coach Lou Richie from 2016-18 before transferring to Findlay Prep in Henderson, Nev., for his final year
- In his lone season at Findlay Prep under head coach Rodney Haddix, he averaged 14.9 points, 5.9 rebounds and 1.1 assists per game while shooting 60 percent from the field



HAWKINS' 2019-20 GAME-BY-GAME STATS

Opponent	Date	GS	Min	FG	FGA	Pct	3FG	FGA	Pct	FT	FTA	Pct	Off	Def	Tot	Avg	PF	A	TO	Stl	Blk	Pts	Avg	
PENN	11/5								DNP															
FLORIDA ATLANTIC	11/11	1		0	0	.000	0	0	.000	0	0	.000	0	0	0	0.0	1	0	1	0	0	0	0.0	
at Rhode Island	11/15								DNP															
FURMAN	11/19								DNP															
North Carolina	11/27								DNP															
Iowa State	11/28	1		0	0	.000	0	0	.000	0	0	.000	0	0	0	0.0	0	0	0	0	0	0	0.0	
Southern Miss	11/29	1		0	0	.000	0	0	.000	0	0	.000	0	0	0	0.0	1	0	0	0	0	0	0.0	
STEPHEN F. AUSTIN	12/6								DNP															
at Penn State	12/14																							
at Samford	12/18																							
Belmont	12/21																							
RICHMOND	12/29																							
at Florida*	1/4																							
MISSISSIPPI STATE*	1/8																							
at Kentucky*	1/11																							
AUBURN*	1/15																							
MISSOURI*	1/18																							
at Vanderbilt*	1/22																							
KANSAS STATE	1/25																							
at LSU*	1/29																							
ARKANSAS*	2/1																							
TENNESSEE*	2/4																							
at Georgia*	2/8																							
at Auburn*	2/12																							
LSU*	2/15																							
TEXAS A&M*	2/19																							
at Ole Miss*	2/22																							
at Mississippi State*	2/25																							
SOUTH CAROLINA*	2/29																							
VANDERBILT*	3/3																							
at Missouri*	3/7																							

* indicates Southeastern Conference opponent

HAWKINS' CAREER STATS

YEAR	GP	GS	MIN	AVG	FG	FGA	PCT	3FG	3FGA	PCT	FT	FTA	PCT	OFF	DEF	TOT	AVG	PF	FO	AST	TO	BLK	STL	PTS	AVG
2019-20	3	0	3	1.0	0	0	.000	0	0	.000	0	0	.000	0	0	0	0.0	2	0	0	1	0	0	0	0.0
TOTAL	3	0	3	1.0	0	0	.000	0	0	.000	0	0	.000	0	0	0	0.0	2	0	0	1	0	0	0	0.0

HAWKINS' CAREER SEC STATS

YEAR	GP	GS	MIN	AVG	FG	FGA	PCT	3FG	3FGA	PCT	FT	FTA	PCT	OFF	DEF	TOT	AVG	PF	FO	AST	TO	BLK	STL	PTS	AVG
2019-20																									
TOTAL																									

2019-20 BOX SCORES

GAME 1



Official Basketball Box Score - Final
Penn at Alabama
11/06/19 Coleman Coliseum, Tuscaloosa
Alabama vs. Penn

Game Time: 1:00 AM
Game Duration: 2:16
Attendance: 11,223

Officials: Mike Nance, R.B. Clyburn, Hunter Allen

Penn - 81 Record: 1-0

NO. Name	Min	FG M-A	3P M-A	FT M-A	Rebounds OR DR TOT	Fouls PF FD	TP	AS	TO	ST	Blocks BS BA +/-
25 AJ Brodour	36:01	8-18	1-2	2-4	3 7 10	4 9 19	4	5	0	3	2 4
00 Ryan Betley	33:21	3-8	2-7	4-4	1 5 6	3 1 12	0	1	1	0	0 5
3 Jordan Dingle	36:44	9-16	2-4	4-6	2 4 6	2 5 24	2	4	2	0	1 1
12 Devon Goodman	38:03	3-10	1-3	0-0	0 1 1	3 2 7	2	2	2	0	2 3
13 Eddie Scott	14:10	3-6	2-4	2 1 4	5 2 0	10	0	1	1	0	0 5
21 Bryce Washington	18:04	0-4	0-3	0-0	0 2 2	1 0 0	1	1	1	0	0 5
11 Lucas Monroe	19:38	2-4	0-2	3-4	1 6 7	2 1 7	1	1	1	0	0 5
24 Jarrod Simmons	03:59	1-2	0-1	0-0	0 0 0	2 0 2	0	1	1	0	0 0
Team					0 0 0		0	0	0		
Totals	29:58	8:26	15:20	8 29 37	19 18 81	10 16 8	4	5	1	-1	

Shooting By Period

1st FG%	14:34	41.2%
3PT%	4-15	26.7%
FT%	3-4	75%
2nd FG%	15:34	44.1%
3PT%	4-11	36.4%
FT%	12-16	75%
GM FG%	29-68	42.6%
3PT%	8-26	30.8%
FT%	15-20	75.0%

Dead Ball Rebounds: 6, 4

Technical Fouls: NONE

Alabama - 80 Record: 0-1

NO. Name	Min	FG M-A	3P M-A	FT M-A	Rebounds OR DR TOT	Fouls PF FD	TP	AS	TO	ST	Blocks BS BA +/-
30 Galin Smith	13:32	0-0	0-0	0-0	0 4 4	4 0 0	0	2	0	2	0 1
1 Herbert Jones	09:40	1-4	0-0	3-4	0 0 0	0 3 5	0	2	2	0	1 6
2 Kira Lewis Jr.	38:22	11-22	4-10	4-7	3 5 8	1 8 30	5	5	0	2	2 4
5 Jaden Shackelford	30:00	6-20	3-13	1-1	3 2 5	1 1 16	1	0	0	0	0 3
23 John Petty Jr.	34:16	3-10	2-6	1-4	4 4 8	2 2 9	1	5	2	1	0 6
0 Javian Davis	13:32	1-2	0-0	0-0	1 1 2	3 0 2	0	2	0	0	1 13
11 James Bolden	26:21	3-10	2-5	2-2	3 2 5	3 2 10	2	1	2	0	0 2
3 Alex Reese	16:48	1-6	0-3	4-4	1 2 3	2 2 6	1	1	4	0	0 0
12 Jaylen Forbes	17:29	1-2	0-1	0-0	1 3 8	2 1 2	0	1	0	0	0 6
Team					1 4 5		0	0	0		
Totals	27:76	11:38	15:22	19 29 48	18 19 80	10 19 10	5	4	1	-1	

Shooting By Period

1st FG%	11:36	30.6%
3PT%	7-17	41.2%
FT%	6-8	75%
2nd FG%	16:40	40.0%
3PT%	4-21	19.0%
FT%	9-14	64.3%
GM FG%	27-76	35.5%
3PT%	11-38	28.9%
FT%	15-22	68.2%

Dead Ball Rebounds: 4, 1

Technical Fouls: NONE

	Penn	BAMA
Biggest lead	9 (2 nd 7:45)	6 (1 st 16:55)
Best Scoring Run	8 (1 st 1:53)	7 (1 st 16:55)
Lead Changes	12	
Times Tied	4	
Time with Lead	22:25	13:59

Points from Turnovers	Penn	BAMA
Paint	42	30
Second Chance	2	9
Fast Breaks	2	9
Bench	9	20

Period by Period Scoring	1st	2nd	TOT
Penn	35	46	81
BAMA	35	45	80

GAME 2



Official Basketball Box Score - Final
Florida Atlantic at Alabama
11/12/19 Coleman Coliseum, Tuscaloosa
2019-20 Men's Basketball

Game Time: 1:00 AM
Game Duration: 2:17
Attendance: 8,117

Officials: Doug Shows, Jason Baker, Keith Patterson

Florida Atlantic - 59 Record: 1-2

NO. Name	Min	FG M-A	3P M-A	FT M-A	Rebounds OR DR TOT	Fouls PF FD	TP	AS	TO	ST	Blocks BS BA +/-
1 Maclaw Niang	21:27	2-5	0-3	1-2	2 2 4	1 2 5	0	0	0	0	0 -12
12 Aleksandar Zecevic	17:45	3-6	0-1	0-0	2 3 5	3 2 6	0	1	1	0	0 -6
00 Cornelius Taylor	19:45	3-11	0-5	0-2	0 0 0	1 1 6	1	3	2	0	0 -22
11 Michael Forrest	20:46	2-8	1-4	0-0	0 0 0	2 0 5	1	0	0	0	0 -15
23 Richardon Maitre	26:53	6-14	4-9	2-2	1 6 7	0 1 18	2	0	4	1	1 -9
2 Everett Winchester	17:38	0-4	0-1	0-0	2 1 3	1 3 0	0	1	0	3	1 -15
3 Jaylen Seebree	12:31	1-4	0-1	0-0	0 1 1	1 1 2	0	1	1	0	0 -10
15 Jaijyn Ingram	12:02	1-6	0-3	0-0	0 2 2	0 1 2	0	0	3	0	0 -6
25 Karlis Silins	14:22	2-3	0-0	0-1	0 1 1	3 0 4	1	0	0	0	0 -12
13 Kenan Blackshear	12:11	1-1	0-0	1-1	1 0 1	4 1 2	1	2	0	0	0 0
35 Dardan Kapiti	05:30	1-2	0-0	0-0	1 0 1	1 0 2	0	0	0	0	0 0
4 D.J. Robertson	10:14	1-4	0-1	2-3	2 1 3	2 2 4	4	4	1	2	0 0
5 Carrington McCaskill	08:56	1-1	0-0	1-5	1 1 2	0 4 3	0	0	2	0	0 7
Team					2 0 2		0	0	0		
Totals	24:69	5:28	6:17	14 18 32	19 18 59	11 11 15	4	5	-19		

Shooting By Period

1st FG%	14:34	41.2%
3PT%	2-15	13.3%
FT%	3-4	75%
2nd FG%	14:35	40.0%
3PT%	3-13	23.1%
FT%	3-13	23.1%
GM FG%	24-69	34.8%
3PT%	5-28	17.9%
FT%	6-17	35.3%

Dead Ball Rebounds: 7, 3

Technical Fouls: NONE

Alabama - 78 Record: 1-1

NO. Name	Min	FG M-A	3P M-A	FT M-A	Rebounds OR DR TOT	Fouls PF FD	TP	AS	TO	ST	Blocks BS BA +/-
0 Javian Davis	27:04	6-10	0-0	7-9	3 6 9	1 7 19	2	2	1	0	1 13
2 Kira Lewis Jr.	37:01	6-14	2-5	2-2	0 6 6	2 16 8	2	3	1	1	0 27
11 James Bolden	11:46	1-3	0-0	0-0	0 0 0	5 0 3	1	1	1	0	0 2
12 Jaylen Forbes	16:19	0-4	0-4	0-0	1 1 2	0 1 0	0	0	1	0	0 -1
23 John Petty Jr.	33:39	2-8	0-4	5-6	1 7 8	1 4 9	5	6	0	1	2 20
3 Alex Reese	25:42	5-8	2-5	0-0	3 5 8	0 1 12	1	2	0	0	0 23
5 Jaden Shackelford	28:58	6-10	4-7	1-1	3 4 4	1 2 17	2	1	0	1	0 25
30 Galin Smith	11:40	0-1	0-0	2-4	3 1 4	5 2 2	2	2	1	0	3 12
15 Tyler Barnes	02:41	0-0	0-0	0-0	0 4 4	1 0 0	0	0	0	0	0 -3
21 Briton Johnson	01:34	0-1	0-1	0-0	0 0 0	1 0 0	0	0	0	0	0 -5
25 Adam Cottrell	01:16	0-0	0-0	0-0	0 0 0	0 0 0	0	0	2	0	0 -6
35 Raymond Hawkins	01:16	0-0	0-0	0-0	0 0 0	1 0 0	0	0	1	0	0 -6
34 Sam Okauru	01:09	0-0	0-0	0-0	0 0 0	0 0 0	0	0	0	0	0 -6
Team					0 0 0		0	0	0		
Totals	26:59	9:29	17:22	12 33 45	18 19 73	21 19 5	5	4	19		

Shooting By Period

1st FG%	13:29	44.8%
3PT%	5-14	35.7%
FT%	12-15	80%
2nd FG%	13:30	43.3%
3PT%	4-15	26.7%
FT%	5-7	71.4%
GM FG%	26:59	44.1%
3PT%	9:29	31.0%
FT%	17:22	77.3%

Dead Ball Rebounds: 5, 2

Technical Fouls: Coach 1st 8:19

	FAU	BAMA
Biggest lead	3 (1 st 18:48)	25 (2 nd 3:00)
Best Scoring Run	7 (1 st 8:19)	14 (2 nd 18:17)
Lead Changes	1	
Times Tied	1	
Time with Lead	01:19	36:17

Points from Turnovers	FAU	BAMA
Paint	26	34
Second Chance	11	16
Fast Breaks	3	8
Bench	19	31

Period by Period Scoring	1st	2nd	TOT
FAU	25	34	59
BAMA	43	35	78

GAME 3



Official Basketball Box Score - Final
Alabama at Rhode Island
11/16/19 Thomas M. Ryan Center, Kingston, R.I.
2019-20 Men's Basketball

Game Time: 12:30 AM
Game Duration: 2:21
Attendance: 7,021

Officials: Jeffrey Hide, Jamie Luckie, K.B. Burdette, Jr.

Alabama - 79 Record: 1-2

NO. Name	Min	FG M-A	3P M-A	FT M-A	Rebounds OR DR TOT	Fouls PF FD	TP	AS	TO	ST	Blocks BS BA +/-
0 Javian Davis	23:16	3-7	0-0	5-5	2 5 7	4 4 11	1	2	0	0	1 -14
1 Herbert Jones	22:23	7-12	0-1	3-4	1 2 3	4 5 17	1	5	0	2	1 -8
2 Kira Lewis Jr.	39:07	8-13	1-3	4-4	1 4 5	3 4 21	4	3	3	0	2 -15
10 Alex Hunter	23:23	2-7	0-4	0-1	2 1 3	5 3 4	0	4	0	1	1 -1
23 John Petty Jr.	30:58	2-7	1-5	0-2	1 7 8	4 1 5	3	4	1	0	0 -11
5 Jaden Shackelford	19:56	2-7	1-6	0-0	0 1 1	0 1 5	2	3	0	0	0 -7
3 Alex Reese	22:22	4-8	2-3	0-0	0 5 5	0 0 10	4	0	0	0	0 -6
30 Galin Smith	12:31	3-5	0-0	0-1	1 1 2	2 0 6	0	1	0	1	1 -5
12 Jaylen Forbes	06:04	0-0	0-0	0-0	0 2 2	0 0 0	0	1	0	0	0 -3
Team					2 2 4		0	0	0		
Totals	31:66	5:22	12:16	10 30 40	22 18 79	16 22	4	5	6	-14	

Shooting By Period

1st FG%	14:36	38.9%
3PT%	0-10	0.0%
FT%	5-9	55.6%
2nd FG%	17:30	56.7%
3PT%	5-12	41.7%
FT%	7-7	100%
GM FG%	31-66	47.0%
3PT%	5-22	22.7%
FT%	12-16	75.0%

Dead Ball Rebounds: 2, 0

Technical Fouls: NONE

Rhode Island - 93 Record: 2-1

NO. Name	Min	FG M-A	3P M-A	FT M-A
----------	-----	--------	--------	--------

2019-20 BOX SCORES

GAME 5



Official Basketball Box Score - Final
Alabama at North Carolina
11/27/19 Atlantis Imperial Arena, Paradise Island
2019-20 Men's Basketball

Game Time: 7:30 PM
Game Duration: 2:07
Attendance: 1,405

Officials: Tony Padilla, Mike Reed, Chance Moore

Alabama - 67		Record: 2-3												
NO. Name	Min	FG	3P	FT	Rebounds	Fouls	TP	AS	TO	ST	Blocks	BS	BA	+/-
		M-A	M-A	M-A	OR DR TOT	PF	FD				BS	BA		
0 Javian Davis	F 25:43	2-3	0-0	1-2	3 2 5	3 2 5	1	0	2	0	0	1	0	1
3 Alex Reese	F 27:15	3-10	1-5	0-2	2 7 9	3 4 7	0	1	0	2	1	0	1	-5
1 Herbert Jones	G 20:11	2-7	0-0	1-2	0 1 1	5 2 5	1	3	0	0	0	0	0	-3
2 Kira Lewis Jr.	G 38:23	9-23	2-7	0-0	2 3 5	4 2 20	4	5	2	1	1	1	1	-7
23 John Petty Jr.	G 36:07	7-11	2-7	0-0	2 3 5	3 1 3	23	2	1	2	0	0	0	-13
30 Galin Smith	06:22	0-1	0-0	0-0	0 0 0	0 0 0	0	0	2	0	1	0	0	-6
5 Jaden Shackelford	21:17	2-8	0-5	0-1	1 2 3	0 2 4	1	1	0	0	0	0	0	-6
11 James Bolden	18:22	1-4	1-3	0-0	0 1 1	2 4 3	3	1	0	0	0	0	0	-5
12 Jaylen Forbes	06:20	0-1	0-1	0-0	0 0 0	1 0 0	0	0	0	0	0	0	0	-1
Team					0 4 4									
Totals		26-68	11-31	4-9	8 23 31	23 19 67	12	14	6	4	3	9		

Technical Fouls: NONE

North Carolina - 76		Record: 5-0												
NO. Name	Min	FG	3P	FT	Rebounds	Fouls	TP	AS	TO	ST	Blocks	BS	BA	+/-
		M-A	M-A	M-A	OR DR TOT	PF	FD				BS	BA		
5 Armando Bacot	F 26:26	5-7	0-0	2-4	6 9 15	3 7 12	1	2	0	1	0	0	0	9
13 Garrison Brooks	F 36:01	7-13	0-0	6-8	2 5 7	3 5 20	1	5	0	1	0	0	0	9
1 Leaky Black	G 33:52	4-9	1-1	0-0	2 7 9	2 0 0	9	2	2	2	1	0	0	14
2 Cole Anthony	G 31:32	4-13	1-3	4-7	1 6 7	4 6 13	6	6	4	0	1	0	0	6
4 Brandon Robinson	G 26:06	4-11	3-6	1-1	2 4 6	4 2 12	2	1	1	0	0	0	0	10
32 Justin Pierce	16:24	2-7	0-2	0-0	2 0 2	1 0 4	1	1	1	0	0	0	0	-17
3 Andrew Platek	15:03	2-5	0-1	0-0	2 0 2	1 1 4	1	4	1	2	0	0	0	-1
55 Christian Keeling	14:22	1-6	0-1	0-1	2 1 3	1 2 2	1	1	0	0	0	0	0	-2
30 K.J. Smith	00:14	0-0	0-0	0-0	0 0 0	0 0 0	0	0	0	0	0	0	0	0
Team					4 5 9									
Totals		29-71	5-14	13-21	23 37 60	19 23 76	15	20	8	3	4	9		

Technical Fouls: NONE

ALB		UNC		Points from		Turnovers		Period by Period Scoring	
Biggest lead	0 (1 st 20:00)	15 (2 nd 13:52)	ALA	UNC	1st	2nd	TOT	ALA	UNC
Best Scoring Run	8 (1 st 3:08)	8 (2 nd 15:28)	Paint	28	40	31	36	67	
Lead Changes	0	0	Second Chance	7	23	37	39	76	
Times Tied	3	0	Fast Breaks	4	12	37	39	67	
Time with Lead	00:00	37:24	Bench	7	10	37	39	76	

GAME 6



Official Basketball Box Score - Final
Alabama at Iowa St.
11/28/19 Atlantis Imperial Arena, Paradise Island
2019-20 Men's Basketball

Game Time: 11:30 PM
Game Duration: 2:03
Attendance: 1,299

Officials: Tony Padilla, Jeb Hartness, Tim Gattis

Alabama - 89		Record: 2-4												
NO. Name	Min	FG	3P	FT	Rebounds	Fouls	TP	AS	TO	ST	Blocks	BS	BA	+/-
		M-A	M-A	M-A	OR DR TOT	PF	FD				BS	BA		
3 Alex Reese	F 15:16	2-5	1-3	0-0	0 4 4	4 0 0	5	1	1	1	1	0	0	6
30 Galin Smith	F 24:07	2-7	0-0	0-0	2 3 5	0 0 4	4	0	2	0	1	1	0	-2
1 Herbert Jones	G 21:25	4-7	0-0	1-2	2 4 6	5 4 9	3	3	2	0	1	0	0	5
2 Kira Lewis Jr.	G 33:49	3-13	0-4	2-2	2 2 4	2 1 8	5	4	1	0	2	0	0	-8
23 John Petty Jr.	G 32:42	11-22	6-9	6-6	8 4 12	2 5 34	0	3	1	1	0	0	0	-3
0 Javian Davis	15:05	1-2	0-0	0-0	1 4 5	1 3 3	7	2	1	0	0	0	0	-12
5 Jaden Shackelford	21:51	1-4	1-3	1-2	0 2 2	2 1 4	1	1	0	0	0	0	0	-28
11 James Bolden	20:11	4-10	2-4	0-0	1 1 2	2 2 10	0	1	0	0	0	0	0	-17
12 Jaylen Forbes	12:22	2-3	1-2	0-0	2 2 4	2 0 5	1	0	0	0	0	0	0	-12
15 Tyler Barnes	00:48	0-0	0-0	0-0	0 0 0	0 0 0	0	0	0	0	0	0	0	-1
21 Britton Johnson	00:48	1-1	1-1	0-0	0 0 0	0 0 0	0	0	0	0	0	0	0	-1
25 Adam Cottrell	00:48	0-0	0-0	0-0	0 0 0	0 0 0	0	0	0	0	0	0	0	-1
35 Raymond Hawkins	00:48	0-0	0-0	0-0	0 0 0	0 0 0	0	0	0	0	0	0	0	-1
Team					0 0 0									
Totals		31-74	12-26	15-18	18 26 44	20 16 89	13	17	8	3	8	15		

Technical Fouls: NONE

Iowa St. - 104		Record: 4-2												
NO. Name	Min	FG	3P	FT	Rebounds	Fouls	TP	AS	TO	ST	Blocks	BS	BA	+/-
		M-A	M-A	M-A	OR DR TOT	PF	FD				BS	BA		
12 Michael Jacobson	F 29:09	4-12	1-2	2-4	2 6 8	2 2 11	1	0	0	0	0	1	0	12
33 Solomon Young	F 19:21	4-9	0-0	1-1	0 1 1	1 2 9	0	0	0	0	3	2	1	0
11 Prentiss Nixon	G 29:45	5-11	2-5	3-5	1 0 1	3 5 15	1	2	2	0	0	0	0	0
22 Tyrese Halliburton	G 33:20	7-11	4-7	5-5	3 8 11	2 3 23	9	3	0	1	0	0	0	0
45 Rasir Bolton	G 25:26	7-11	5-7	3-3	0 1 1	1 3 22	3	5	0	0	0	0	0	13
2 Caleb Grill	08:38	0-3	0-2	0-0	0 0 0	0 0 0	0	0	0	0	0	0	0	0
4 George Condit	20:39	5-5	0-0	1-4	1 3 4	3 3 11	0	0	1	4	0	0	0	14
0 Zion Griffin	06:33	1-2	0-1	0-0	1 2 3	0 1 2	0	0	0	0	0	0	0	0
3 Tre Jackson	25:41	2-4	2-4	2-2	0 2 2	1 1 8	2	0	1	0	0	0	0	23
23 Nate Schuster	00:48	0-0	0-0	0-0	0 0 0	0 0 0	0	0	0	0	0	0	0	0
24 Terrence Lewis	00:40	1-1	1-1	0-0	0 0 0	0 0 0	0	0	0	0	0	0	0	0
Team					1 3 4									
Totals		36-69	15-29	17-24	9 26 35	16 20 104	16	11	5	8	3	15		

Technical Fouls: NONE

ALB		IST		Points from		Turnovers		Period by Period Scoring	
Biggest lead	10 (1 st 16:56)	20 (2 nd 12:22)	ALA	IST	1st	2nd	TOT	ALA	IST
Best Scoring Run	9 (1 st 18:24)	14 (2 nd 12:22)	Paint	36	34	36	53	89	
Lead Changes	8	0	Second Chance	14	4	36	53	89	
Times Tied	3	0	Fast Breaks	12	13	37	53	104	
Time with Lead	10:00	28:52	Bench	29	24	37	53	104	

GAME 7



Official Basketball Box Score - Final
Southern Miss. at Alabama
11/30/19 Atlantis Imperial Arena, Paradise Island
2019-20 Men's Basketball

Game Time: 2:30 AM
Game Duration: 2:13
Attendance: 1,159

Officials: Mike Reed, Tim Gattis, Todd Austin

Southern Miss. - 68		Record: 2-6												
NO. Name	Min	FG	3P	FT	Rebounds	Fouls	TP	AS	TO	ST	Blocks	BS	BA	+/-
		M-A	M-A	M-A	OR DR TOT	PF	FD				BS	BA		
5 Artur Kononitsk	F 17:22	2-4	2-2	0 2 2	1 2 8	0 1 1	1	0	0	0	0	0	0	-9
13 Boban Jacdonmi	F 12:05	2-3	0-0	0-0	3 1 4	3 0 4	0	3	0	0	0	0	0	-11
32 Leonard Harper-Baker	F 32:27	5-9	0-1	1-1	0 4 4	3 4 11	2	3	4	1	0	0	0	-11
0 Gabe Watson	G 37:19	8-13	0-1	3-3	0 2 2	1 4 19	2	3	2	0	0	0	0	-17
10 Jay Malone	G 34:04	3-6	0-2	3-4	0 4 4	4 3 9	1	2	0	0	0	0	0	-18
11 LaDarius Draine	15:51	2-8	1-4	0-0	0 0 0	1 0 5	1	1	0	0	0	0	0	-6
14 Tyler Stevenson	28:39	4-10	0-0	2-6	1 6 7	4 3 10	3	1	2	1	1	1	1	-11
20 Hunter Dean	06:03	0-0	0-0	0-0	0 0 0	1 0 2	0	0	0	0	0	0	0	0
4 David McCoy	05:56	0-0	0-0	0-0	0 0 0	0 0 0	0	0	0	0	0	0	0	0
21 Austin Leslie	07:56	0-0	0-0	0-0	0 0 0	0 0 0	0	0	0	0	0	0	0	0
15 Clay Weatherpoon	00:46	0-0	0-0	0-0	0 0 0	0 0 0	0	0	0	0	0	0	0	0
22 Bill Muehr	00:46	0-0	0-0	0-0	0 0 0	0 0 0	0	0	0	0	0	0	0	0
25 Jerrod Rigby	00:46	0-0	0-0	0-0	0 0 0	0 0 0	0	0	0	0	0	0	0	0
Team					4 2 6									
Totals		26-53	3-12	13-20	10 21 31	19 18 68	11	16	10	2	1	15		

2019-20 CUME STATS



2019-20 Alabama Men's Basketball
Combined Team Statistics
All games

Page 1/1
as of Dec 07, 2019

Game Records

Record	Overall	Home	Away	Neutral
ALL GAMES	4-4	3-1	0-1	1-2
CONFERENCE	0-0	0-0	0-0	0-0
NON-CONFERENCE	4-4	3-1	0-1	1-2

Score by Periods

Team	1st	2nd	OT	TOT
Alabama	282	353	0	635
Opponents	295	327	0	622

Team Box Score

No.	Player	Total			3-Point		F-Throw		Rebounds				Other Stats									
		GP-GS	MIN	AVG	FG-FGA	FG%	3FG-FGA	3FG%	FT-FTA	FT%	OFF	DEF	TOT	AVG	PF	DQ	A	TO	BLK	STL	PTS	AVG
2	LEWIS JR., Kira	8-8	302:14	37.8	56-116	.483	16-42	.381	21-26	.808	9	34	43	5.4	19	0	35	36	1	14	149	18.6
23	PETTY JR., John	8-8	268:36	33.6	37-84	.440	24-54	.444	22-31	.710	17	39	56	7.0	14	0	17	23	6	12	120	15.0
5	SHACKELFORD, Jaden	8-1	201:40	25.2	29-78	.372	15-55	.273	21-28	.750	9	20	29	3.6	13	0	14	13	1	7	94	11.8
0	DAVIS, Javian	8-6	176:01	22.0	22-38	.579	0-0	.000	27-36	.750	14	25	39	4.9	18	0	7	11	1	9	71	8.9
11	BOLDEN, James	6-2	120:48	20.1	17-43	.395	12-27	.444	7-10	.700	7	6	13	2.2	22	3	8	9	1	4	53	8.8
1	JONES, Herbert	7-7	151:37	21.7	21-42	.500	0-3	.000	11-19	.579	8	19	27	3.9	25	3	15	24	5	6	53	7.6
3	REESE, Alex	8-5	164:06	20.5	22-56	.393	11-36	.306	5-8	.625	8	30	38	4.8	12	0	9	8	7	6	60	7.5
12	FORBES, Jaylen	8-1	96:05	12.0	6-19	.316	2-13	.154	3-7	.429	6	17	23	2.9	11	0	4	9	1	0	17	2.1
30	SMITH, Galin	8-2	104:03	13.0	6-17	.353	0-0	.000	3-6	.500	7	11	18	2.3	19	1	3	11	14	0	15	1.9
21	JOHNSON, Britton	3-0	03:47	1.3	1-2	.500	1-2	.500	0-0	.000	0	0	0	0.0	1	0	0	0	0	0	3	1.0
25	COTTRELL, Adam	3-0	02:50	0.9	0-0	.000	0-0	.000	0-0	.000	0	0	0	0.0	0	0	0	2	0	0	0	0.0
35	HAWKINS, Raymond	3-0	02:50	0.9	0-0	.000	0-0	.000	0-0	.000	0	0	0	0.0	2	0	0	1	0	0	0	0.0
15	BARNES, Tyler	3-0	04:15	1.4	0-0	.000	0-0	.000	0-0	.000	0	4	4	1.3	1	0	0	0	0	0	0	0.0
34	OKAURU, Sam	1-0	01:09	1.2	0-0	.000	0-0	.000	0-0	.000	0	0	0	0.0	0	0	0	0	0	0	0	0.0
Team											8	17	25					1				
Total		8	1600		217-495	.438	81-232	.349	120-171	.702	93	222	315	39.4	157	7	112	148	37	58	635	79.4
Opponents		8	1600		222-522	.425	57-179	.318	121-175	.691	95	203	298	37.3	157	-	96	117	31	83	622	77.8

Team Statistics

	BAMA	OPP
Scoring	635	622
Points per game	79.4	77.8
Scoring margin	+1.6	-
Field goals-att	217-495	222-522
Field goal pct	.438	.425
3 point fg-att	81-232	57-179
3-point FG pct	.349	.318
3-pt FG made per game	10.1	7.1
Free throws-att	120-171	121-175
Free throw pct	.702	.691
F-Throws made per game	15.0	15.1
Rebounds	315	298
Rebounds per game	39.4	37.3
Rebounding margin	+2.1	-
Assists	112	96
Assists per game	14.0	12.0
Turnovers	148	117
Turnovers per game	18.5	14.6
Turnover margin	-3.9	-
Assist/turnover ratio	0.8	0.8
Steals	58	83
Steals per game	7.3	10.4
Blocks	37	31
Blocks per game	4.6	3.9
Winning streak	2	-
Home win streak	3	-
Attendance	38648	7021
Home games-Avg/Game	4-9662	1-7021
Neutral site-Avg/Game	-	3-1288

Team Results

Date	Opponent		Score	Att.
11/05/2019	Penn	L	80-81	11223
11/11/2019	Fla. Atlantic	W	78-59	9117
11/15/2019	at Rhode Island	L	79-93	7021
11/19/2019	Furman	W	81-73	8763
11/27/2019	vs North Carolina	L	67-76	1405
11/28/2019	vs Iowa St.	L	89-104	1299
11/29/2019	vs Southern Miss.	W	83-68	1159
12/06/2019	SFA	W	78-68	9545



2019-20 TEAM STATS



2019-20 Alabama Men's Basketball
Overall Team Statistics
All games

Page 1/1
as of Dec 07, 2019

Team Statistics

	BAMA	OPP
Scoring	635	622
Points per game	79.4	77.8
Scoring margin	+1.6	-
Field goals-att	217-495	222-522
Field goal pct	.438	.425
3 point fg-att	81-232	57-179
3-point FG pct	.349	.318
3-pt FG made per game	10.1	7.1
Free throws-att	120-171	121-175
Free throw pct	.702	.691
F-Throws made per game	15.0	15.1
Rebounds	315	298
Rebounds per game	39.4	37.3
Rebounding margin	+2.1	-
Assists	112	96
Assists per game	14.0	12.0
Turnovers	148	117
Turnovers per game	18.5	14.6
Turnover margin	-3.9	-
Assist/turnover ratio	0.8	0.8
Steals	58	83
Steals per game	7.3	10.4
Blocks	37	31
Blocks per game	4.6	3.9
Winning streak	2	-
Home win streak	3	-
Attendance	38648	7021
Home games-Avg/Game	4-9662	1-7021
Neutral site-Avg/Game	-	3-1288

Score by Periods

Team	1st	2nd	OT	TOT
Alabama	282	353	0	635
Opponents	295	327	0	622



2019-20 TEAM GAME-BY-GAME



2019-20 Alabama Men's Basketball
Team Game-by-Game
All games

Page 1/1
as of Dec 07, 2019

Opponent	Date	Score		Total		3-Pointers		Free throws		Rebounds										
				FG-FGA	PCT	3FG-FGA	PCT	FT-FTA	PCT	OFF	DEF	TOT	AVG	PF	A	TO	BLK	STL	PTS	AVG
Penn	11/05/2019	80-81	L	27-76	.355	11-38	.289	15-22	.682	19	29	48	48.0	18	10	19	5	10	80	80.0
Fla. Atlantic	11/11/2019	78-59	W	26-59	.441	9-29	.310	17-22	.773	12	33	45	46.5	18	21	19	5	5	78	79.0
at Rhode Island	11/15/2019	79-93	L	31-66	.470	5-22	.227	12-16	.750	10	30	40	44.3	22	16	22	5	4	79	79.0
Furman	11/19/2019	81-73	W	27-53	.509	7-21	.333	20-27	.741	7	36	43	44.0	19	11	22	6	7	81	79.5
vs North Carolina	11/27/2019	67-76	L	26-68	.382	11-31	.355	4-9	.444	8	23	31	41.4	23	12	14	4	6	67	77.0
vs Iowa St.	11/28/2019	89-104	L	31-74	.419	12-26	.462	15-18	.833	18	26	44	41.8	20	13	17	3	8	89	79.0
vs Southern Miss.	11/29/2019	83-68	W	28-52	.538	15-33	.455	12-22	.545	10	21	31	40.3	18	16	15	1	7	83	79.6
SFA	12/06/2019	78-68	W	21-47	.447	11-32	.344	25-35	.714	9	24	33	39.4	19	13	20	8	11	78	79.4
Total		635		217-495	.438	81-232	.349	120-171	.702	93	222	315	39.4	157	112	148	37	58	635	79.4
Opponents		622		222-522	.425	57-179	.318	121-175	.691	95	203	298	37.3	157	96	117	31	83	622	77.8

Alabama Averages

Games Played	Points/game	FG Pct	3FG Pct	FT Pct	Rebounds/game	Assists/game	Turnovers/game	Assist/Turnover ratio	Steals/game	Blocks/game
8	79.4	43.8	34.9	70.2	39.4	14.0	18.5	0.8	7.3	4.6

2019-20 OPPONENT GAME-BY-GAME



2019-20 Alabama Men's Basketball
Opponents Game-by-Game
All games

Page 1/1
as of Dec 07, 2019

Opponent	Date	Score	Total		3-Pointers		Free throws		Rebounds				PF	A	TO	BLK	STL	PTS	AVG
			FG-FGA	PCT	3FG-FGA	PCT	FT-FTA	PCT	OFF	DEF	TOT	AVG							
Penn	11/05/2019	80-81 L	29-68	.426	8-26	.308	15-20	.750	8	29	37	37.0	19	10	16	4	8	81	81.0
Fla. Atlantic	11/11/2019	78-59 W	24-69	.348	5-28	.179	6-17	.353	14	18	32	34.5	19	11	11	4	15	59	70.0
at Rhode Island	11/15/2019	79-93 L	33-63	.524	6-16	.375	21-26	.808	4	27	31	33.3	18	15	12	6	13	93	77.7
Furman	11/19/2019	81-73 W	21-68	.309	11-41	.268	20-26	.769	12	22	34	33.5	20	12	12	4	12	73	76.5
vs North Carolina	11/27/2019	67-76 L	29-71	.408	5-14	.357	13-21	.619	23	37	60	38.8	19	15	20	3	8	76	76.4
vs Iowa St.	11/28/2019	89-104 L	36-69	.522	15-29	.517	17-24	.708	9	26	35	38.2	16	16	11	8	5	104	81.0
vs Southern Miss.	11/29/2019	83-68 W	26-53	.491	3-12	.250	13-20	.650	10	21	31	37.1	19	11	16	2	10	68	79.1
SFA	12/06/2019	78-68 W	24-61	.393	4-13	.308	16-21	.762	15	23	38	37.3	27	6	19	0	12	68	77.8
Total		622	222-522	.425	57-179	.318	121-175	.691	95	203	298	37.3	157	96	117	31	83	622	77.8
Alabama		635	217-495	.438	81-232	.349	120-171	.702	93	222	315	39.4	157	112	148	37	58	635	79.4

Opponents Averages

Games Played	Points/game	FG Pct	3FG Pct	FT Pct	Rebounds/game	Assists/game	Turnovers/game	Assist/Turnover ratio	Steals/game	Blocks/game
8	77.8	42.5	31.8	69.1	37.3	12.0	14.6	0.8	10.4	3.9

2019-20 POINTS-REBOUNDS-ASSISTS



2019-20 Alabama Men's Basketball
Points-rebounds-assists
All games

Opponent	Date	Score		0	1	2	3	4	5	11	12	13	15	21
				DAVIS,JAVI	JONES,HERB	LEWIS JR.	REESE,ALEX	GARY,JUWAN	SHACKELFOR	BOLDEN,JAM	FORBES,JAY	QUINERLY,J	BARNES,TYL	JOHNSON,BR
Penn	11/05/2019	80-81	L	2-2-0	5-0-0	30-8-5	6-3-1	DNP	16-5-1	10-5-2	2-8-0	DNP	DNP	DNP
FAU	11/11/2019	78-59	W	19-9-2	DNP	16-6-8	12-8-1	DNP	17-4-2	3-0-1	0-2-0	DNP	0-4-0	0-0-0
at URI	11/15/2019	79-93	L	11-7-1	17-3-1	21-5-4	10-5-4	DNP	5-1-2	4-3-0	0-2-1	DNP	DNP	DNP
Furman	11/19/2019	81-73	W	10-5-0	8-6-4	19-7-3	0-3-0	DNP	25-5-1	DNP	3-4-1	DNP	DNP	DNP
vs UNC	11/27/2019	67-76	L	5-5-1	5-1-1	20-5-4	7-9-0	DNP	4-3-1	3-1-3	0-0-0	DNP	DNP	DNP
vs IowaSt	11/28/2019	89-104	L	7-5-2	9-6-3	8-4-5	5-4-1	DNP	4-2-1	10-2-0	5-4-1	DNP	0-0-0	3-0-0
vs USM	11/29/2019	83-68	W	6-4-1	7-6-3	20-2-3	5-2-0	DNP	6-4-4	23-2-2	3-1-1	DNP	0-0-0	0-0-0
SFA	12/06/2019	78-68	W	11-2-0	2-5-3	15-6-3	15-4-2	DNP	17-5-2	DNP	4-2-0	DNP	DNP	DNP

Opponent	Date	Score		23	25	30	33	34	35
				PETTY JR.	COTTRELL,A	SMITH,GALI	ROJAS,JAME	OKAURU,SAM	HAWKINS,RA
Penn	11/05/2019	80-81	L	9-8-1	DNP	0-4-0	DNP	DNP	DNP
FAU	11/11/2019	78-59	W	9-8-5	0-0-0	2-4-2	DNP	0-0-0	0-0-0
at URI	11/15/2019	79-93	L	5-8-3	DNP	6-2-0	DNP	DNP	DNP
Furman	11/19/2019	81-73	W	16-5-2	DNP	0-1-0	DNP	DNP	DNP
vs UNC	11/27/2019	67-76	L	23-3-2	DNP	0-0-0	DNP	DNP	DNP
vs IowaSt	11/28/2019	89-104	L	34-12-0	0-0-0	4-5-0	DNP	DNP	0-0-0
vs USM	11/29/2019	83-68	W	10-8-2	0-0-0	3-0-0	DNP	DNP	0-0-0
SFA	12/06/2019	78-68	W	14-4-2	DNP	0-2-1	DNP	DNP	DNP



2019-20 TEAM HIGHS/LOWS



2019-20 Alabama Men's Basketball
Team High/Low Analysis
All games

Page 1/4
as of Dec 07, 2019

Alabama - Game Highs

POINTS	89		vs Iowa St. (N) (11/28/2019)
	83		vs Southern Miss. (N) (11/29/2019)
	81		Furman (11/19/2019)
	80		Penn (11/05/2019)
	79		at Rhode Island (11/15/2019)
FIELD GOALS MADE	31		vs Iowa St. (N) (11/28/2019)
	31		at Rhode Island (11/15/2019)
FIELD GOAL ATTEMPTS	76		Penn (11/05/2019)
	74		vs Iowa St. (N) (11/28/2019)
FIELD GOAL PERCENTAGE	.538	(28-52)	vs Southern Miss. (N) (11/29/2019)
	.509	(27-53)	Furman (11/19/2019)
3 PT FG MADE	15		vs Southern Miss. (N) (11/29/2019)
	12		vs Iowa St. (N) (11/28/2019)
3 PT FG ATTEMPTS	38		Penn (11/05/2019)
	33		vs Southern Miss. (N) (11/29/2019)
3 PT FG PERCENTAGE	.462	(12-26)	vs Iowa St. (N) (11/28/2019)
	.455	(15-33)	vs Southern Miss. (N) (11/29/2019)
FREE THROWS MADE	25		SFA (12/06/2019)
	20		Furman (11/19/2019)
FREE THROW ATTEMPTS	35		SFA (12/06/2019)
	27		Furman (11/19/2019)
FREE THROW PERCENTAGE	.833	(15-18)	vs Iowa St. (N) (11/28/2019)
	.773	(17-22)	Fla. Atlantic (11/11/2019)
REBOUNDS	48		Penn (11/05/2019)
	45		Fla. Atlantic (11/11/2019)
ASSISTS	21		Fla. Atlantic (11/11/2019)
	16		vs Southern Miss. (N) (11/29/2019)
	16		at Rhode Island (11/15/2019)
STEALS	11		SFA (12/06/2019)
	10		Penn (11/05/2019)
BLOCKED SHOTS	8		SFA (12/06/2019)
	6		Furman (11/19/2019)
TURNOVERS	22		Furman (11/19/2019)
	22		at Rhode Island (11/15/2019)
FOULS	23		vs North Carolina (N) (11/27/2019)
	22		at Rhode Island (11/15/2019)

2019-20 TEAM HIGHS/LOWS



2019-20 Alabama Men's Basketball
Team High/Low Analysis
All games

Page 2/4
as of Dec 07, 2019

Opponent - Game Highs

POINTS	104		vs Iowa St. (N) (11/28/2019)
	93		at Rhode Island (11/15/2019)
	81		Penn (11/05/2019)
	76		vs North Carolina (N) (11/27/2019)
	73		Furman (11/19/2019)
FIELD GOALS MADE	36		vs Iowa St. (N) (11/28/2019)
	33		at Rhode Island (11/15/2019)
FIELD GOAL ATTEMPTS	71		vs North Carolina (N) (11/27/2019)
	69		vs Iowa St. (N) (11/28/2019)
	69		Fla. Atlantic (11/11/2019)
FIELD GOAL PERCENTAGE	.524	(33-63)	at Rhode Island (11/15/2019)
	.522	(36-69)	vs Iowa St. (N) (11/28/2019)
3 PT FG MADE	15		vs Iowa St. (N) (11/28/2019)
	11		Furman (11/19/2019)
3 PT FG ATTEMPTS	41		Furman (11/19/2019)
	29		vs Iowa St. (N) (11/28/2019)
3 PT FG PERCENTAGE	.517	(15-29)	vs Iowa St. (N) (11/28/2019)
	.375	(6-16)	at Rhode Island (11/15/2019)
FREE THROWS MADE	21		at Rhode Island (11/15/2019)
	20		Furman (11/19/2019)
FREE THROW ATTEMPTS	26		Furman (11/19/2019)
	26		at Rhode Island (11/15/2019)
FREE THROW PERCENTAGE	.808	(21-26)	at Rhode Island (11/15/2019)
	.769	(20-26)	Furman (11/19/2019)
REBOUNDS	60		vs North Carolina (N) (11/27/2019)
	38		SFA (12/06/2019)
ASSISTS	16		vs Iowa St. (N) (11/28/2019)
	15		vs North Carolina (N) (11/27/2019)
	15		at Rhode Island (11/15/2019)
STEALS	15		Fla. Atlantic (11/11/2019)
	13		at Rhode Island (11/15/2019)
BLOCKED SHOTS	8		vs Iowa St. (N) (11/28/2019)
	6		at Rhode Island (11/15/2019)
TURNOVERS	20		vs North Carolina (N) (11/27/2019)
	19		SFA (12/06/2019)
FOULS	27		SFA (12/06/2019)
	20		Furman (11/19/2019)

2019-20 TEAM HIGHS/LOWS



2019-20 Alabama Men's Basketball
Team High/Low Analysis
All games

Page 3/4
as of Dec 07, 2019

Alabama - Game Lows

POINTS	67		vs North Carolina (N) (11/27/2019)
	78		SFA (12/06/2019)
	78		Fla. Atlantic (11/11/2019)
	79		at Rhode Island (11/15/2019)
	80		Penn (11/05/2019)
FIELD GOALS MADE	21		SFA (12/06/2019)
	26		vs North Carolina (N) (11/27/2019)
	26		Fla. Atlantic (11/11/2019)
FIELD GOAL ATTEMPTS	47		SFA (12/06/2019)
	52		vs Southern Miss. (N) (11/29/2019)
FIELD GOAL PERCENTAGE	.355	(27-76)	Penn (11/05/2019)
	.382	(26-68)	vs North Carolina (N) (11/27/2019)
3 PT FG MADE	5		at Rhode Island (11/15/2019)
	7		Furman (11/19/2019)
3 PT FG ATTEMPTS	21		Furman (11/19/2019)
	22		at Rhode Island (11/15/2019)
3 PT FG PERCENTAGE	.227	(5-22)	at Rhode Island (11/15/2019)
	.289	(11-38)	Penn (11/05/2019)
FREE THROWS MADE	4		vs North Carolina (N) (11/27/2019)
	12		vs Southern Miss. (N) (11/29/2019)
	12		at Rhode Island (11/15/2019)
FREE THROW ATTEMPTS	9		vs North Carolina (N) (11/27/2019)
	16		at Rhode Island (11/15/2019)
FREE THROW PERCENTAGE	.444	(4-9)	vs North Carolina (N) (11/27/2019)
	.545	(12-22)	vs Southern Miss. (N) (11/29/2019)
REBOUNDS	31		vs Southern Miss. (N) (11/29/2019)
	31		vs North Carolina (N) (11/27/2019)
ASSISTS	10		Penn (11/05/2019)
	11		Furman (11/19/2019)
STEALS	4		at Rhode Island (11/15/2019)
	5		Fla. Atlantic (11/11/2019)
BLOCKED SHOTS	1		vs Southern Miss. (N) (11/29/2019)
	3		vs Iowa St. (N) (11/28/2019)
TURNOVERS	14		vs North Carolina (N) (11/27/2019)
	15		vs Southern Miss. (N) (11/29/2019)
FOULS	18		vs Southern Miss. (N) (11/29/2019)
	18		Fla. Atlantic (11/11/2019)
	18		Penn (11/05/2019)

2019-20 TEAM HIGHS/LOWS


 2019-20 Alabama Men's Basketball
 Team High/Low Analysis
 All games

 Page 4/4
 as of Dec 07, 2019

Opponent - Game Lows

POINTS	59		Fla. Atlantic (11/11/2019)
	68		SFA (12/06/2019)
	68		vs Southern Miss. (N) (11/29/2019)
	73		Furman (11/19/2019)
	76		vs North Carolina (N) (11/27/2019)
FIELD GOALS MADE	21		Furman (11/19/2019)
	24		SFA (12/06/2019)
	24		Fla. Atlantic (11/11/2019)
FIELD GOAL ATTEMPTS	53		vs Southern Miss. (N) (11/29/2019)
	61		SFA (12/06/2019)
FIELD GOAL PERCENTAGE	.309	(21-68)	Furman (11/19/2019)
	.348	(24-69)	Fla. Atlantic (11/11/2019)
3 PT FG MADE	3		vs Southern Miss. (N) (11/29/2019)
	4		SFA (12/06/2019)
3 PT FG ATTEMPTS	12		vs Southern Miss. (N) (11/29/2019)
	13		SFA (12/06/2019)
3 PT FG PERCENTAGE	.179	(5-28)	Fla. Atlantic (11/11/2019)
	.250	(3-12)	vs Southern Miss. (N) (11/29/2019)
FREE THROWS MADE	6		Fla. Atlantic (11/11/2019)
	13		vs Southern Miss. (N) (11/29/2019)
	13		vs North Carolina (N) (11/27/2019)
FREE THROW ATTEMPTS	17		Fla. Atlantic (11/11/2019)
	20		vs Southern Miss. (N) (11/29/2019)
	20		Penn (11/05/2019)
FREE THROW PERCENTAGE	.353	(6-17)	Fla. Atlantic (11/11/2019)
	.619	(13-21)	vs North Carolina (N) (11/27/2019)
REBOUNDS	31		vs Southern Miss. (N) (11/29/2019)
	31		at Rhode Island (11/15/2019)
ASSISTS	6		SFA (12/06/2019)
	10		Penn (11/05/2019)
STEALS	5		vs Iowa St. (N) (11/28/2019)
	8		vs North Carolina (N) (11/27/2019)
	8		Penn (11/05/2019)
BLOCKED SHOTS	0		SFA (12/06/2019)
	2		vs Southern Miss. (N) (11/29/2019)
TURNOVERS	11		vs Iowa St. (N) (11/28/2019)
	11		Fla. Atlantic (11/11/2019)
FOULS	16		vs Iowa St. (N) (11/28/2019)
	18		at Rhode Island (11/15/2019)

2019-20 PLAYER HIGHS/LOWS



2019-20 Alabama Men's Basketball
Player Highs Analysis
All games

Alabama - Individual Game Highs

POINTS	34		John Petty Jr. vs Iowa St. (N) (11/28/2019)
	30		Kira Lewis Jr. vs Penn (11/05/2019)
	25		Jaden Shackelford vs Furman (11/19/2019)
	23		James Bolden vs Southern Miss. (N) (11/29/2019)
	23		John Petty Jr. vs North Carolina (N) (11/27/2019)
FIELD GOALS MADE	11		John Petty Jr. vs Iowa St. (N) (11/28/2019)
	11		Kira Lewis Jr. vs Penn (11/05/2019)
FIELD GOAL ATTEMPTS	23		Kira Lewis Jr. vs North Carolina (N) (11/27/2019)
	22		John Petty Jr. vs Iowa St. (N) (11/28/2019)
	22		Kira Lewis Jr. vs Penn (11/05/2019)
FIELD GOAL PERCENTAGE (min 5 made)	.667	(6-9)	Kira Lewis Jr. vs SFA (12/06/2019)
	.667	(6-9)	James Bolden vs Southern Miss. (N) (11/29/2019)
3 PT FG MADE	7		John Petty Jr. vs North Carolina (N) (11/27/2019)
	6		James Bolden vs Southern Miss. (N) (11/29/2019)
	6		John Petty Jr. vs Iowa St. (N) (11/28/2019)
3 PT FG ATTEMPTS	13		Jaden Shackelford vs Penn (11/05/2019)
	10		John Petty Jr. vs SFA (12/06/2019)
	10		John Petty Jr. vs North Carolina (N) (11/27/2019)
	10		Kira Lewis Jr. vs Penn (11/05/2019)
3 PT FG PERCENTAGE (min 2 made)	.750	(6-8)	James Bolden vs Southern Miss. (N) (11/29/2019)
	.700	(7-10)	John Petty Jr. vs North Carolina (N) (11/27/2019)
FREE THROWS MADE	10		Jaden Shackelford vs SFA (12/06/2019)
	8		Jaden Shackelford vs Furman (11/19/2019)
FREE THROW ATTEMPTS	11		Jaden Shackelford vs SFA (12/06/2019)
	10		Javian Davis vs SFA (12/06/2019)
	10		Jaden Shackelford vs Furman (11/19/2019)
FREE THROW PERCENTAGE (min 3 made)	1.000	(6-6)	John Petty Jr. vs Iowa St. (N) (11/28/2019)
	1.000	(6-6)	Kira Lewis Jr. vs Furman (11/19/2019)
	1.000	(5-5)	Javian Davis at Rhode Island (11/15/2019)
	1.000	(4-4)	Kira Lewis Jr. at Rhode Island (11/15/2019)
	1.000	(4-4)	Alex Reese vs Penn (11/05/2019)
REBOUNDS	12		John Petty Jr. vs Iowa St. (N) (11/28/2019)
	9		Alex Reese vs North Carolina (N) (11/27/2019)
	9		Javian Davis vs Fla. Atlantic (11/11/2019)
ASSISTS	8		Kira Lewis Jr. vs Fla. Atlantic (11/11/2019)
	5		Kira Lewis Jr. vs Iowa St. (N) (11/28/2019)
	5		John Petty Jr. vs Fla. Atlantic (11/11/2019)
	5		Kira Lewis Jr. vs Penn (11/05/2019)
STEALS	4		Kira Lewis Jr. vs SFA (12/06/2019)
	4		Alex Reese vs Penn (11/05/2019)
BLOCKED SHOTS	3		Galin Smith vs SFA (12/06/2019)
	3		Galin Smith vs Furman (11/19/2019)
	3		Galin Smith vs Fla. Atlantic (11/11/2019)
TURNOVERS	7		Kira Lewis Jr. vs Furman (11/19/2019)
	6		John Petty Jr. vs Fla. Atlantic (11/11/2019)
FOULS	5		Herbert Jones vs SFA (12/06/2019)
	5		James Bolden vs Southern Miss. (N) (11/29/2019)
	5		Herbert Jones vs Iowa St. (N) (11/28/2019)
	5		Herbert Jones vs North Carolina (N) (11/27/2019)
	5		James Bolden at Rhode Island (11/15/2019)
	5		Galin Smith vs Fla. Atlantic (11/11/2019)
	5		James Bolden vs Fla. Atlantic (11/11/2019)



2019-20 PLAYER HIGHS/LOWS



2019-20 Alabama Men's Basketball
Player Highs Analysis
All games

Opponent - Individual Game Highs

POINTS	33		Jordan Lyons vs Furman (11/19/2019)
	24		Jordan Dingle vs Penn (11/05/2019)
	23		Tyrese Haliburton vs Iowa St. (N) (11/28/2019)
	22		Rasir Bolton vs Iowa St. (N) (11/28/2019)
	22		Fatts Russell at Rhode Island (11/15/2019)
FIELD GOALS MADE	9		Jeff Dowtin at Rhode Island (11/15/2019)
	9		Jordan Dingle vs Penn (11/05/2019)
FIELD GOAL ATTEMPTS	21		Jordan Lyons vs Furman (11/19/2019)
	18		Fatts Russell at Rhode Island (11/15/2019)
	18		AJ Brodeur vs Penn (11/05/2019)
FIELD GOAL PERCENTAGE (min 5 made)	1.000	(5-5)	George Conditt vs Iowa St. (N) (11/28/2019)
	.818	(9-11)	Jeff Dowtin at Rhode Island (11/15/2019)
3 PT FG MADE	6		Jordan Lyons vs Furman (11/19/2019)
	5		Rasir Bolton vs Iowa St. (N) (11/28/2019)
3 PT FG ATTEMPTS	16		Jordan Lyons vs Furman (11/19/2019)
	9		Alex Hunter vs Furman (11/19/2019)
	9		Richardson Maitre vs Fla. Atlantic (11/11/2019)
3 PT FG PERCENTAGE (min 2 made)	.750	(3-4)	Jacob Toppin at Rhode Island (11/15/2019)
	.714	(5-7)	Rasir Bolton vs Iowa St. (N) (11/28/2019)
FREE THROWS MADE	13		Jordan Lyons vs Furman (11/19/2019)
	10		Cyril Langevine at Rhode Island (11/15/2019)
FREE THROW ATTEMPTS	13		Jordan Lyons vs Furman (11/19/2019)
	12		Cyril Langevine at Rhode Island (11/15/2019)
FREE THROW PERCENTAGE (min 3 made)	1.000	(13-13)	Jordan Lyons vs Furman (11/19/2019)
	1.000	(5-5)	Tyrese Haliburton vs Iowa St. (N) (11/28/2019)
	1.000	(5-5)	Fatts Russell at Rhode Island (11/15/2019)
	1.000	(4-4)	Kevon Harris vs SFA (12/06/2019)
	1.000	(4-4)	Ryan Betley vs Penn (11/05/2019)
	1.000	(3-3)	Charlie Daniels vs SFA (12/06/2019)
	1.000	(3-3)	Gabe Watson vs Southern Miss. (N) (11/29/2019)
1.000	(3-3)	Rasir Bolton vs Iowa St. (N) (11/28/2019)	
REBOUNDS	15		Armando Bacot vs North Carolina (N) (11/27/2019)
	11		Tyrese Haliburton vs Iowa St. (N) (11/28/2019)
ASSISTS	9		Tyrese Haliburton vs Iowa St. (N) (11/28/2019)
	6		Cole Anthony vs North Carolina (N) (11/27/2019)
	6		Alex Hunter vs Furman (11/19/2019)
	6		Cyril Langevine at Rhode Island (11/15/2019)
STEALS	4		John Comeaux vs SFA (12/06/2019)
	4		Roti Ware vs SFA (12/06/2019)
	4		Leonard Harper-Baker vs Southern Miss. (N) (11/29/2019)
	4		Cole Anthony vs North Carolina (N) (11/27/2019)
	4		Tyrese Martin at Rhode Island (11/15/2019)
	4		Fatts Russell at Rhode Island (11/15/2019)
	4		Richardson Maitre vs Fla. Atlantic (11/11/2019)
BLOCKED SHOTS	4		George Conditt vs Iowa St. (N) (11/28/2019)
	3		Solomon Young vs Iowa St. (N) (11/28/2019)
	3		Cyril Langevine at Rhode Island (11/15/2019)
	3		AJ Brodeur vs Penn (11/05/2019)
TURNOVERS	6		Cole Anthony vs North Carolina (N) (11/27/2019)
	5		Rasir Bolton vs Iowa St. (N) (11/28/2019)
	5		Garrison Brooks vs North Carolina (N) (11/27/2019)
	5		Noah Gurley vs Furman (11/19/2019)
	5		Cyril Langevine at Rhode Island (11/15/2019)
	5		AJ Brodeur vs Penn (11/05/2019)






0
6-9 • 242 • R-Fr. Forward
JAVIAN DAVIS
Canton, Miss.
(Canton HS)



1
6-7 • 205 • Jr. Guard
HERBERT JONES
Greensboro, Ala.
(Hale County HS)



2
6-3 • 165 • So. Guard
KIRA LEWIS JR.
Meridianville, Ala.
(Hazel Green HS)



3
6-9 • 245 • Jr. Forward
ALEX REESE
Pelham, Ala.
(Pelham HS)



4
6-5 • 215 • Fr. Forward
JUWAN GARY
Columbia, S.C.
(West Charlotte HS)



5
6-3 • 195 • Fr. Guard
JADEN SHACKELFORD
Hesperia, Calif.
(Hesperia HS)




11
6-0 • 160 • Gr. Guard
BEETLE BOLDEN
Covington, Ky.
(West Virginia/Holmes HS)



12
6-4 • 186 • Fr. Guard
JAYLEN FORBES
Florence, Miss.
(Florence HS)



13
6-1 • 175 • So. Guard
JAHVON QUINERLY
Hackensack, N.J.
(Villanova/Hudson Catholic HS)



15
6-8 • 201 • Jr. Forward
TYLER BARNES
Louisville, Ky.
(St. Xavier HS)



21
6-4 • 183 • So. Guard
BRITTON JOHNSON
Mountain Brook, Ala.
(Mountain Brook HS)



23
6-5 • 184 • Jr. Guard
JOHN PETTY JR.
Huntsville, Ala.
(Mae Jemison HS)




25
6-3 • 185 • Fr. Guard
ADAM COTTRELL
Flowery Branch, Ga.
(Lakeview Academy)




30
6-9 • 240 • Jr. Forward
GALIN SMITH
Clinton, Miss.
(Clinton HS)



33
6-8 • 215 • Jr. Forward
JAMES ROJAS
Jamestown, N.Y.
(Hutchinson CC/Jamestown HS)



34
6-5 • 200 • Fr. Guard
SAM OKAURU
Raleigh, N.C.
(Tilton School)



35
6-9 • 240 • Fr. Forward/
Center
RAYMOND HAWKINS
Oakland, Calif.
(Findlay Prep [Nev.])