



LADY LION BASKETBALL

#BRINGTHEROAR

GAME 18 | PENN STATE AT MARYLAND | JAN. 20, 2019 | 2 P.M. | COLLEGE PARK, MD.

2018-19 SCHEDULE

Date Opponent Time/Result

NOVEMBER

8	PROVIDENCE	W, 74-72
11	#24/RV CALIFORNIA	L, 75-58
14	at Fordham	W, 72-55
18	PRINCETON	W, 79-71 (OT)
21	NORTH DAKOTA	W, 75-68
25	STONY BROOK	L, 81-70
29	at Florida State (1)	L, 87-58

DECEMBER

2	JACKSONVILLE	W, 80-61
5	DUQUESNE	L, 64-58
9	ST. BONAVENTURE	W, 80-65
16	AMERICAN	W, 80-59
28	#4/4 MARYLAND*	L, 77-61
31	at #RV/RV Indiana*	L, 83-75

JANUARY

3	WISCONSIN*	W, 71-64
6	at Rutgers*	L, 74-61
12	ILLINOIS*	W, 62-48
17	OHIO STATE*	L, 76-71 (OT)
20	at #9/9 Maryland*	2 p.m.
24	at Wisconsin*	8 p.m.
27	RUTGERS*	2 p.m.
31	at Michigan State*	7 p.m.

FEBRUARY

3	IOWA*	2 p.m.
6	at Ohio State*	7 p.m.
10	MICHIGAN*	2 p.m.
14	at Northwestern*	8 p.m.
17	at Minnesota*	2 p.m.
21	PURDUE*	7 p.m.
24	at Illinois*	4 p.m.

MARCH

2	NEBRASKA*	3 p.m.
6-10	Big Ten Tournament	TBD

(1) Big Ten/ACC Challenge
* Big Ten Opponent
HOME GAMES IN CAPS
All times Eastern Standard Time

PENN STATE LADY LIONS

(9-8, 2-4 BIG TEN)

AT

#9/9 MARYLAND TERRAPINS

(15-2, 4-2 BIG TEN)



TV | ESPN2 - Paul Sunderland (PxP) and Kara Lawson (Color)
RADIO | Penn State Sports Network - 1390 AM - Jerry Fisher and Joe Putnam
ONLINE | Live stats available at UMterps.com






OPENING TIPS

- The Lady Lions hit the road for their next two games, beginning with a nationally-televised showdown at #9/9 Maryland Sunday afternoon.
- Penn State is 2-4 in Big Ten play. The Lady Lions earned victories over Illinois (62-48, Jan. 12) and Wisconsin (71-64, Jan. 3).
- Four Lady Lions are averaging double-digit points, led by Teniya Page's 20.2 ppg. Page's 20.2 ppg ranks second amongst all Big Ten players, and 21st in Division I.

IF PENN STATE BEATS MARYLAND

- Penn State would defeat an opponent ranked in the top ten of at least one of the national polls for the first time since Feb. 20, 2012 when the Lady Lions beat No. 8/11 Ohio State, 84-66.
- The Lady Lions would earn their first victory over the Terrapins since 2003 and first win since Maryland joined the Big Ten.
- Penn State would pick up its first road win of conference play.

LAST GAME STARTING LINEUP

		PPG	RPG	APG	MPG
	#1 Alisia Smith So./So. F 6-3	10.2	7.3	0.4	27.3
	#2 Amari Carter Sr./Jr. G 5-8	9.6	3.3	2.4	32.7
	#3 Karisma Ortiz Fr./Fr. G 6-0	3.5	4.6	2.4	26.8
	#4 Siyeh Frazier Jr./Jr. G 5-9	10.6	4.9	1.8	27.1
	#11 Teniya Page Sr./Sr. G 5-7	20.2	3.7	3.6	37.1

STRATEGIC COMMUNICATIONS

WBB Primary ContactChelsea Vielhauer
Office Phone 814-865-8139
Cell Phone 610-937-4035
Email cpv5026@psu.edu

WBB Secondary Contacts

Nicole Praga ncp42@psu.edu
Kevin Stoicovy kjs5540@psu.edu

LADY LION RESERVES

No.	Name	Pos.	Ht.	Cl./Elig.	PPG	RPG	APG	MPG
5	Kamaria McDaniel	G	5-9	So./So.	10.1	2.8	1.2	22.5
12	Kayleigh Semion	G	5-6	Sr./Sr.	0.0	0.7	0.3	5.0
22	Leah Knizner	G	5-9	Sr./Sr.	0.0	0.2	0.0	3.8
31	J. Travascio-Green	G	6-2	Jr./Jr.	5.0	2.0	0.2	19.0
33	Lauren Ebo	F	6-4	Fr./Fr.	4.3	5.1	0.3	18.3
34	Sarah McMurtry	G	5-6	Sr./Sr.	0.0	0.0	0.0	1.0
43	Bexley Wallace	F	6-3	Fr./Fr.	1.3	1.3	0.1	7.6

Pair of BIG Wins

- Penn State has earned two wins in the first six games of Big Ten play, earning victories over Wisconsin (71-64, Jan. 3) and Illinois (62-48, Jan. 12).
- The Lady Lions kicked off the 2019 calendar year with a 71-64 win over Wisconsin. Penn State held a two-point lead heading into the fourth quarter before holding the Badgers to a 26.7 percent (4-for-15) clip from the field in the final term. Penn State went 13-for-18 (72.2 percent) from the charity stripe, including 10-for-10 in the final 1:21, to seal the win.
- Penn State used a stingy defensive effort to capture a 62-48 win over Illinois in its most recent game on Jan. 12. The Lady Lions trailed by nine with just over three minutes to play in the first half, but a 16-0 run that spanned 6:48 of the second and third quarters gave the Lady Lions the separation they would need. Penn State then outscored the Illini 21-12 in the fourth quarter to pull away for the 62-48 win.
- Defense and limiting turnovers have proven to be the keys for the Lady Lions thus far in Big Ten play. Penn State has held its opponents to a 33.3 FG% (39-for-117) in its two B1G wins, while opponents have shot 44.4 percent (108-for-243) from the field in the four B1G losses. The Lady Lions have averaged 11.5 turnovers per game in the pair of wins compared to 17.3 turnovers per contest in the four losses.

First Five

- The Lady Lions have played some of the conference's toughest competition to kick off Big Ten action.
- Penn State is 2-4 in conference action, but those four losses have come against the top three teams in the Big Ten standings (Rutgers, Maryland and Indiana who are a combined 14-4 in Big Ten play) and an Ohio State team that had just beaten two-straight ranked opponents.
- Teniya Page has scored 20-plus points in four of Penn State's six conference games. The senior guard is averaging 21.0 points, 3.7 rebounds and 3.7 assists per Big Ten game.
- The Big Ten currently has six teams ranked in the AP Top 25 for the first time since Nov. 17, 2014.

Tracking Teniya

- Teniya Page is in reach of a number of notable milestones as she continues her senior season.
- Page has totaled 1,933 career points, putting her just 67 points away from hitting the 2,000-point mark. She would become the sixth Lady Lion to reach the milestone if she hits the 2,000-point mark.
- Her 1,933 career points rank seventh all-time on the Penn State career scoring charts and is 13th amongst all active Division I players.
- She is on track to become the first player in Lady Lion history to eclipse 2,000 career points, 400 career assists and 400 career rebounds. As of Jan. 16, there are no current Division I players who have reached all three milestones.
- With 34 points against Stony Brook on Nov. 25, Page now stands alone in second place for the most career 30-plus point games (8) in Lady Lion history. She was previously tied with Maggie Lucas (2011-14) at 7.
- The standout has already etched her names into several of Penn State's record books. Her 18.2 points per game career scoring average ranks No. 4 all-time. She's averaged 35.7 minutes per game throughout her career, a mark that ranks second in the Lady Lion history books.

TENIYA PAGE

1,933 POINTS **397** REBOUNDS **379** ASSISTS

On track to become first player in program history to eclipse 2,000 career points, 400 career assists and 400 career rebounds

34 CURRENT DOUBLE-DIGIT SCORING STREAK

95 CAREER DOUBLE-DIGIT SCORING GAMES

PENN STATE QUICK FACTS

University Information

Location.....University Park, Pa.
 Founded.....1855
 Enrollment.....40,363 (undergrad)
 46,270 (UP overall)
 Nickname.....Lady Lions
 School Colors.....Blue and White
 Conference.....Big Ten
 President.....Dr. Eric Barron
 Director of Athletics.....Sandy Barbour
 Senior Woman Administrator.....Charmelle Green
 Deputy AD (WBB Administrator).....Lynn Holleran
 Facility (Capacity).....Bryce Jordan Center (15,104)
 All-Time Record at BJC.....262-83 (25th season)

Basketball Staff

Head Coach.....Coquese Washington
 Notre Dame '92
 Juris Doctorate - Notre Dame '97
 Career Record: 206-159 (12th season)
 Postseason Appearances - 7 (4 NCAA, 3WNIT)
 Assistant Coach.....Itoro Coleman (Clemson '00)
 Assistant Coach.....Tamika Jeter (Connecticut '02)
 Assistant Coach.....Geoff Lanier (S. Conn. St. '92)
 Director of Ops.....Ethan Gelfand (Wake Forest '06)
 Video Coordinator.....Sean Sullivan (Iowa '15)
 Strategic Specialist.....Jeanine Wasielewski
 (Northwestern '91)
 Dir. of Community Outreach.....Miriam Powell
 (Gustavus Adolphus College '95)
 Athletic Trainer.....Caren Walls (Penn State '04)
 Strength Coach.....Brad Pantall (Penn State '96)
 SID.....Chelsea Vielhauer (Penn State '13)

Program History

First Year of Women's Basketball.....1965
 All-Time Record.....945-472 (55th season)
 All-Time Big Ten Record.....270-166 (27th season)
 NCAA Tournament App./Last.....25/2014
 NCAA Tournament Record.....32-25
 NCAA Regional App./Last.....13/2014
 NCAA Final Four App./Last.....One/2000
 Big Ten Reg. Season Championships.....Eight
 Big Ten Tournament Championships.....Two

Team Information

2017-18 Record.....16-16
 Home - 11-4
 Away - 4-9
 Neutral - 1-3
 Big Ten Record (finish).....6-10 (11)
 Home - 5-3
 Away - 1-7
 Letterwinners Returning/Lost.....10/2
 Starters Returning/Lost.....4/1
 Big Ten Tournament.....Second Round
 Postseason.....WNIT First Round

#BringTheRoar

Penn State Athletics Twitter.....@GoPSUSports
 Women's Basketball Twitter.....@PennStateWBB
 Women's Basketball Instagram.....pennstateWBB
 Women's Basketball Facebook.....Penn State Lady
 Lion Basketball
 Penn State Athletics Website.....gopsusports.com
 Hashtags.....#BringTheRoar
 #WeAre

This Is BIG

- Penn State enters its 27th season as a member of the Big Ten Conference and has enjoyed immense success since becoming a member of the storied conference in 1992-93.
- The Lady Lions own a winning record against nine of the 13 other Big Ten programs.
- The Lady Lions own an all-time mark of 270-166 in Big Ten play, with marks of 162-58 at home and 108-108 on the road.
- Penn State's eight regular-season championships since 1993-94 are tied for the most won by any Big Ten team during that span. Ohio State has also won eight regular-season titles during that span. The Lady Lions also own a pair of Big Ten Tournament titles, winning in 1995 and 1996.

70-Point Plateau

- The Lady Lions are 8-3 when scoring 70 or more points this season, while PSU is 1-5 when being held to 69 points or less.
- Penn State is 7-1 when holding its opponents to 69 or less points, and the Lady Lions are 2-7 when their opponent scores 70 or more points.

Focus On The Free Throw Line

- Free throw shooting has proven to be crucial for Penn State this season.
- Penn State is 7-3 when shooting better than its opponents from the charity stripe.
- The Lady Lions are 6-3 in games that they've made 15 or more free throws in this season. Penn State is 3-5 when making 14 or less free throws.

SCOUTING THE OPPOSITION

2018-19 MARYLAND TERRAPINS

- The Terrapins enter Sunday's contest ranked ninth in both major national polls with a 15-2 overall record and 4-2 mark in Big Ten play.
- Maryland is coming off just its second loss of the season in its most recent game Thursday as the Terrapins dropped a 77-60 road contest at Michigan State.
- The Terrapins lead the Big Ten in scoring margin (+18.7 ppg) and rebounding margin (+11.4 rpg).
- Kaila Charles leads the squad with 15.8 ppg, while Taylor Mikesell (14.8 ppg) and Stephanie Jones (13.1 ppg) are also averaging double-digit points.

AGAINST THE TERRAPINS

- The all-time series between the Lady Lions and Terrapins is tied at 14-14, but Maryland has won every meeting since joining the Big Ten.
- The Terrapins have won the last six matchups, including a 77-61 decision in the season's first meeting on Dec. 28 at the BJC.
- Penn State hung tough with No. 4/4 Maryland through three quarters, but the preseason Big Ten favorite Terrapins outscored the Lady Lions 21-4 in the fourth quarter to pull away for a 77-61 win.
- Senior Teniya Page led the Lady Lions with 24 points. Sophomore Kamaria McDaniel followed with 16 points to go along with team-best marks of eight rebounds and three assists.

BY THE NUMBERS

	Penn State	Maryland
Scoring Offense	69.7	76.6
Scoring Defense	69.4	57.9
Scoring Margin	+0.3	+18.7
Field Goal Pct.	40.4	46.8
Field Goal Pct. Defense	40.9	35.1
Free Throw Pct.	73.6	70.7
3FG Made Per Game	5.2	5.9
3FG Pct.	29.0	36.9
3FG Pct. Defense	32.5	32.6
Rebounding	37.0	44.8
Rebounding Allowed	39.4	33.5
Rebounding Margin	-2.4	+11.4
Assists	12.1	17.8
Steals	7.9	7.6
Turnovers	15.6	15.6

INSIDE THE SERIES

Overall:	Series tied, 14-14
Last Meeting:	Dec. 28, 2018 - Maryland 77-61
Current Streak:	Maryland, 6
Against Maryland at Home:	8-6
Against Maryland on the Road:	6-7
Neutral Locations Against Maryland:	0-1
Last Five Meetings:	
Dec. 28, 2018 (Home)	Maryland, 77-61
Dec. 31, 2017 (Home)	Maryland, 69-65
Jan. 11, 2017 (Away)	Maryland, 89-83
Jan. 27, 2016 (Home)	Maryland, 89-53
Feb. 23, 2015 (Away)	Maryland, 65-34

No Sophomore Slump Here

- The sophomore duo of Alisia Smith and Kamaria McDaniel has made a major impact this season as the two have combined for 28.3 percent (335-of-1185) of Penn State's points.
- Smith is currently the team's third-leading scorer with 10.3 points per game, while also averaging a team-best 7.3 rebounds per contest.
- Smith has notched five double-double and scored in double figures in 10 of her 16 appearances.
- McDaniel is averaging 10.1 points per game. The Inkster, Mich. native has scored in double figures in eight of the last 12 games.
- Both have made major jumps from last season. McDaniel finished her freshman season averaging 5.0 points per game, while Smith chipped in 5.2 points per contest in her rookie season.

Non-Conference Wrap Up

- The Lady Lions wrapped up non-conference action with a 7-4 record and won their last two non-conference games of the season.
- Four of those seven wins came in comeback fashion as Penn State erased at least a nine-point deficit to come back and win in its first four victories of the season.
- The most dominant win of the season came when the Lady Lions took down defending Patriot League Champion and 2018 NCAA Tournament competitor American 80-59 on Dec. 16 in the non-conference finale.

The Big 200

- Head Coach Coquese Washington picked up her 200th career win with PSU's 79-71 overtime victory against Princeton on Nov. 18.
- Over her 11-plus seasons on the Penn State sidelines, Washington has enjoyed three Big Ten regular-season championships and seven national postseason appearances, including four NCAA Tournament berths.
- Washington became the sixth active Big Ten women's basketball coach to earn 200-plus victories at their current institution.

Among The NCAA's Elite

- The Lady Lions have collected 945 wins since the program's inception in 1965, an all-time win mark that ranks as the 18th-most in NCAA history. Penn State is one of only 16 schools with at least 25 NCAA Tournament appearances, joining Connecticut, Georgia, Iowa, Louisiana Tech, LSU, Maryland, North Carolina, Notre Dame, Ohio State, Old Dominion, Purdue, Stanford, Tennessee, Texas and Vanderbilt.

Lady Lions On The Biggest Stage

- Three former Lady Lions suited up in the 2018 WNBA playoffs as Penn State's power was felt on the sport's biggest stage.
- Alex Bentley ('13) averaged 15.6 points per game in the WNBA Semifinals as her second-seeded Atlanta Dream team dropped a tight 3-2 series to the Washington Mystics.
- WNBA veteran Tanisha Wright ('05) suited up for the Minnesota Lynx in their first-round action at the Los Angeles Sparks. Maggie Lucas ('14) joined the Dallas Wings for the team's first-round playoff game at Phoenix.
- Under head coach Coquese Washington, Penn State has seen four pupils drafted – Bentley, Tyra Grant, Nikki Greene and Lucas - and three more sign free agent contracts – Ariel Edwards, Kam Gissendanner and Zhaque Gray.
- Overall, Penn State has seen 15 Lady Lions selected in the WNBA Draft, including seven picked in the first 20 selections of the event.

iHola España!

- Penn State enjoyed a once in a lifetime experience this summer when the Lady Lions embarked on a 10-day tour of Spain. It marked the first foreign tour for the Lady Lions since a 2012 trip to Italy and France.
- Penn State spent time in the famous cities of Madrid, Valencia and Barcelona, while also playing three exhibition games against foreign competition. The Lady Lions went 2-1 on the trip with wins over CD CREF Madrid (108-81) and the Valencia All-Stars (87-80) and a narrow 76-70 loss to reigning Slovenian/Adriatic League Champion ZKK Cinkarna Celje.

MEDIA INFORMATION

WASHINGTON AVAILABILITY

Coach Washington will be available at weekly media sessions, the next few of which are listed below. Interview requests outside of these availabilities should be arranged through Chelsea Vielhauer in the Strategic Communications office.

Tuesday Jan. 22 - 10:45 a.m. - BJC Main Arena
Tuesday Jan. 29 - 10:45 a.m. - BJC Main Arena

PLAYER INTERVIEWS

All student-athlete interviews must be arranged through Chelsea Vielhauer at least 72 hours in advance. Players will generally be available on a weekly basis throughout the season, in conjunction with head coach Coquese Washington's weekly availability. Interviews will not be granted on game day prior to tip-off. Player phone numbers will not be released. Following games, requested Penn State student-athletes will be brought to the postgame media interview room. The Penn State locker room is closed.

CREDENTIALS

Single game and season press credentials are issued to accredited members of the working media only. Requests for credentials should be directed to Chelsea Vielhauer at least one week in advance of each game. Press credentials can be picked up at Media Will Call, which is located at the Media/Team entrance, on the south side of the Bryce Jordan Center, across from the Penn State Lacrosse Complex.

PHOTOGRAPHERS

A photo pass must be issued to gain access courtside in the Bryce Jordan Center. Please contact Chelsea Vielhauer one week in advance for photo passes. Courtside photographers must follow NCAA guidelines, which prohibit entry to the bench areas and the stands, and must remain seated at all times.

RADIO NETWORKS

The Penn State Sports Network originates from the first row of Booth C23 in the press area. Visiting radio stations are located on the first row of Booth C22 in the press area. Visiting radio is provided Ethernet, POTS and ISDN connections.

PRESS ROW SEATING

The press seating area is located atop section 122 and 123 of the Bryce Jordan Center. Please allow several minutes when taking the elevator to the press room or media seating areas.

GAME NOTES

Game notes will be provided at least 24 hours in advance of each game. Penn State, Big Ten and opposing team game notes will be available in the Media Room two hours prior to each game. If you would like to receive game notes via email, please contact Chelsea Vielhauer in the Strategic Communications office.

NATIONAL POLLS - WEEK 11

AP TOP 25

Rank	Team	Record	Pts.	Prev.
1.	Notre Dame (23)	16-1	736	1
2.	Baylor (6)	13-1	706	4
2.	UConn (1)	14-1	706	3
4.	Louisville	15-1	652	2
5.	Oregon	15-1	621	5
6.	Stanford	14-1	615	6
7.	Mississippi State	15-1	571	7
8.	NC State	17-0	542	8
9.	Maryland	15-1	505	9
10.	Oregon State	14-2	482	10
11.	Texas	14-2	452	11
12.	Syracuse	14-2	427	12
13.	Gonzaga	16-1	369	14
14.	Marquette	14-3	352	15
15.	South Carolina	12-4	273	21
16.	Kentucky	15-3	243	16
17.	Michigan State	12-3	217	23
18.	Iowa State	13-3	202	20
19.	Arizona State	12-4	192	19
20.	Rutgers	13-3	163	RV
20.	Tennessee	12-4	163	13
22.	Iowa	11-4	146	17
23.	Minnesota	12-3	76	18
24.	DePaul	12-5	57	RV
25.	Indiana	15-2	56	25

Receiving Votes: Florida State (54), Utah (36), Butler (20), Texas A&M (20), Missouri (19), California (17), Georgia (17), Central Michigan (12), Drake (9), South Dakota (7)

USA TODAY COACHES POLL

Rank	Team	Record	Pts.	Prev.
1.	Notre Dame (26)	16-1	792	1
2.	UConn (4)	14-1	754	3
3.	Baylor (2)	13-1	730	4
4.	Louisville	15-1	708	2
5.	Oregon	15-1	676	5
6.	Mississippi State	16-1	630	6
7.	Stanford	14-1	616	7
8.	NC State	17-0	591	8
9.	Maryland	15-1	540	9
10.	Oregon State	14-2	505	10
11.	Texas	14-2	478	11
12.	Syracuse	14-2	449	12
13.	Marquette	14-3	409	14
14.	Gonzaga	16-1	373	15
15.	Kentucky	15-3	267	16
16.	Arizona State	12-4	263	19
17.	Tennessee	12-4	250	13
18.	Iowa	12-4	247	17
19.	Iowa State	13-3	218	22
20.	South Carolina	12-4	201	25
21.	Florida State	14-2	154	18
22.	Michigan State	12-4	97	24
23.	Rutgers	13-3	77	RV
24.	DePaul	12-5	63	RV
25.	Minnesota	12-4	48	20

Receiving Votes: Missouri (45), Texas A&M (31), California (31), Indiana (29), Drake (21), Central Michigan (20), UCF (17), Miami (17), UAB (10), Arizona (9), Utah (8), Butler (7), Purdue (5)

*Bold denotes 2018-19 opponent

2018-19 AWARDS AND HONORS

Teniya Page

- Senior CLASS Award Final 30 Candidate
- Consensus Preseason All-Big Ten
- Anne Meyers Drysdale Award 20-person Preseason Watch List - Honors nation's top shooting guard

MISCELLANEOUS STATISTICS

Games Led Penn State in Scoring

Page	10
Carter	2
McDaniel	2
Smith	2
Frazier	1

Games Led Penn State in Rebounds*

Smith	9
Ebo	2
Frazier	2
Breen	1
Carter	1
McDaniel	1
Ortiz	1
Page	1

Games Led Penn State in Assists*

Page	11
Ortiz	5
Carter	3
Frazier	2
McDaniel	2

Games Double-Figure Scoring

Page	17
Frazier	12
Smith	10
McDaniel	9
Carter	7
Ebo	1
Ortiz	1

Games With 20 or more Points

Page	9
McDaniel	1

Games With 10 or more Rebounds

Smith	5
Ebo	2
Frazier	1

Games With 5 or more Assists

Ortiz	3
Page	3
Carter	1

Double-Doubles

Smith	5
Ebo	1
Frazier	1

*includes tied for team lead

PENN STATE WHEN...

Played at home	8-5
Played on the road	1-3
Played at a neutral location	0-0
vs. Top 10 teams	0-1
vs. Top 25 teams	0-2
Games decided by 3 points or less	1-0
Games decided by 4-10 points	3-3
Games decided by 11-19 points	4-4
Games decided by 20 points or more	1-1
Led at the half	6-2
Trailed at the half	2-6
Was tied at the half	1-0
Went to overtime	1-1
Went to double overtime	0-0
Scored 90 or more points	0-0
Scored 80-89 points	3-0
Scored 70-79 points	5-3
Scored 60-69 points	1-2
Scored 50-59 points	0-3
Scored fewer than 50 points	0-0
Allowed 90 or more points	0-0
Allowed 80-89	0-3
Allowed 70-79	2-4
Allowed 60-69	4-1
Allowed 50-59	2-0
Allowed fewer than 50 points	1-0
Shot 50% or more	0-0
Shot 40-49%	6-4
Shot 30-39%	3-3
Shot under 30%	0-1
Allowed 50% or more	1-1
Allowed 40-49%	3-6
Allowed 30-39%	5-1
Allowed under 30%	0-0
Shot better from the field	6-2
Shot same/worse from the field	3-6
Shot better from the FT line	7-3
Shot same/worse from the FT line	2-5
Outrebounded opponents	5-0
Was outrebounded	3-7
Tied opponent in rebounding	1-1
Committed fewer turnovers	7-4
Committed more turnovers	2-4
Turnovers are even	0-0
Committed 15 or more turnovers	3-8
Committed 14 or less turnovers	5-0
Records 7 or more steals	7-6
Records 6 or less steals	2-2
PSU wins the tip	5-2
Opponent wins the tip	4-6

LADY LIONS...

By Time		
Day Game (before 5 p.m. local)	6-3	
Night Game	3-5	
By Month		
November	4-3	
December	3-3	
January	2-2	
February	0-0	
March	0-0	
By Day		
Sunday	4-3	
Monday	0-1	
Tuesday	0-0	
Wednesday	2-1	
Thursday	2-2	
Friday	0-1	
Saturday	1-0	
Vs. The Conferences		
ACC	0-1	
America East	0-1	
Atlantic 10	2-1	
Atlantic Sun	1-0	
Big East	1-0	
Big Ten	2-4	
Ivy League	1-0	
PAC-12	0-1	
Patriot League	1-0	
Summit League	1-0	

BIG TEN STANDINGS

	Big Ten		Overall	
	W-L	Pct.	W-L	Pct.
Rutgers	6-0	1.00	14-3	.824
Maryland	4-2	.667	15-2	.882
Indiana	4-2	.667	15-3	.833
Iowa	4-2	.667	13-4	.765
Purdue	4-2	.667	13-6	.684
Michigan St.	3-3	.500	13-4	.765
Northwestern	3-3	.500	10-7	.588
Nebraska	3-3	.500	8-9	.471
Ohio State	3-3	.500	7-8	.467
Minnesota	2-4	.333	13-4	.765
Michigan	2-4	.333	11-7	.611
Penn State	2-4	.333	9-8	.529
Wisconsin	1-5	.167	10-8	.556
Illinois	1-5	.167	9-8	.529



This Week Around the BIG

Sunday, Jan. 20

Penn State at Maryland	2 p.m.
Indiana at Purdue	2 p.m.
Michigan State at Rutgers	2 p.m.
Iowa at Illinois	3 p.m.
Ohio State at Michigan	3 p.m.
Wisconsin at Northwestern	4:30 p.m.
Minnesota at Nebraska	6 p.m.

Wednesday, Jan. 23

Rutgers at Iowa	8 p.m.
-----------------	--------

Thursday, Jan. 24

Michigan at Indiana	6 p.m.
Illinois at Michigan State	7 p.m.
Purdue at Minnesota	8 p.m.
Northwestern at Nebraska	8 p.m.
Maryland at Ohio State	8 p.m.
Penn State at Wisconsin	8 p.m.

BIG Media Services

Big Ten Weekly Release/Statistics

The Big Ten Conference women's basketball release, with standings and statistics, is available at www.bigten.org.

Big Ten Player of the Week

The Big Ten Conference announced Players of the Week every Monday during the regular season.

Big Ten Tournament

The 2018 Big Ten Women's Basketball Tournament is scheduled for Feb. 28-March 4 at Bankers Life Fieldhouse in Indianapolis, Ind. For media credential information, contact the Big Ten Conference office at (847) 696-1010 ext. 146.

2018-19 Penn State Women's Basketball Roster

No.	Name	Class/Elg.	Pos.	Ht.	Hometown	High School
1	Alisia Smith	So./So.	F	6-3	Lansing, Mich.	Waverly
2	Amari Carter	Sr./Jr.	G	5-8	Washington D.C.	St. John's College
3	Karisma Ortiz	Fr./Fr.	G	6-0	San Jose, Calif.	Archbishop Mitty
4	Siyeh Frazier	Jr./Jr.	G	5-9	Detroit, Mich.	Renaissance
5	Kamaria McDaniel	So./So.	G	5-10	Inkster, Mich.	Dearborn Heights Robichaud
11	Teniya Page	Sr./Sr.	G	5-7	Chicago, Ill.	Marian Catholic
12	Kayleigh Semion	Sr./Sr.	G	5-6	Dunmore, Pa.	Dunmore
22	Leah Knizner	Sr./Sr.	G	5-9	Greensburg, Pa.	Hempfield Area
31	Jaida Travascio-Green	Jr./Jr.	G	6-2	Lisle, Ill.	Downers Grove North
33	Lauren Ebo	Fr./Fr.	F	6-4	Washington D.C.	Riverdale Baptist
34	Sarah McMurtry	Sr./Sr.	G	5-6	Pittsburgh, Pa.	Upper St. Clair
43	Bexley Wallace	Fr./Fr.	F	6-3	Pickerington, Ohio	Pickerington Central

Head Coach: Coquese Washington (Notre Dame '92, Juris Doctorate Notre Dame '97), 12th season

Assistant Coach: Itoro Coleman (Clemson '00), 8th season

Assistant Coach: Tamika Jeter (Connecticut '02), 3rd season

Assistant Coach: Geoff Lanier (Southern Connecticut State '92), 1st season

Director of Basketball Operations: Ethan Gelfand (Wake Forest '06), 8th season

Director of Scouting and Technology Operations: Sean Sullivan (Iowa '15), 2nd season

Strategic Specialist: Jeanine Wasielewski (Northwestern '91), 2nd season

Director of Community Outreach: Miriam Powell (Gustavus Adolphus College '95), 3rd season

Athletic Trainer: Caren Walls (Penn State '04), 2nd season

Performance Enhancement Coach: Brad Pantall (Penn State '96), 13th season

PRONUNCIATIONS:

Amari Carter	Uh-mar-E	Kayleigh Semion	Simm-ee-in
Lauren Ebo	EE-bo	Alisia Smith	Uh-lee-see-uh
Siyeh Frazier	sigh-uh Frasier	Jaida Travascio-Green	jay-duh truh-VOSS-ee-o
Leah Knizner	KIZZ-ner	Coquese Washington	ko-KWEES
Kamaria McDaniel	Kuh-mar-E-uh	Itoro Coleman	E-tore-uh
Karisma Ortiz	Charisma	Tamika Jeter	Jet-ur
Teniya Page	tuh-NYE-uh	Geoff Lanier	Jeff Lan-ear



THE LAST TIME...

SCORING

Player scored 20 points: Teniya Page (23); at Rutgers, 1/6/19
 Player scored 25 points: Teniya Page (27); Jacksonville, 12/2/18
 Player scored 30 points: Teniya Page (34); Stony Brook, 11/25/18
 Player scored 35 points: Teniya Page (38); vs. Illinois, 2/28/18
 Player scored 40 points: Kelly Mazzante (49); Minnesota, 12/28/01
 Two players w/ 20 points: Amari Carter (21) & Jaida Travascio-Green (20); at Wisconsin, 1/14/18
 Three players w/ 20 pts.: Spann (22), Moore (21), Mitchell (20); Wagner, 12/7/14
 Two players w/ 25 points: Teniya Page (27) & Brianna Banks (25); Northwestern, 12/31/15
 Player scored 25 points/3 consecutive games: Maggie Lucas
 32, at Indiana, 2/13/14; 25 Wisconsin, 2/16/14; 26, Northwestern, 2/20/14

Five in double figures: Providence, 11/8/18
 Amari Carter (15), Teniya Page (13), Alisia Smith (13), Kamaria McDaniel (12), Siyeh Frazier (10)
 Six in double figures: at Oakland, 11/10/10
 Alex Bentley (15), Ariel Edwards(16), Zhaque Gray (16), Maggie Lucas (13), Mia Nickson (10), Gizelle Studevent (10), Julia Trogele(10)
 Seven in double figures: at Oakland, 11/18/10
 Alex Bentley (15), Ariel Edwards (16), Zhaque Gray (16), Maggie Lucas (13), Mia Nickson (10), Gizelle Studevent (10), Julia Trogele(10)

PSU scored 50 points in a half: 50 (2nd); at Indiana, 12/31/18
 PSU scored 55 points in a half: 64 (1st); Saint Peter's, 11/13/16
 PSU scored 60 points in a half: 64 (1st); Saint Peter's, 11/13/16
 PSU scored 50 points in both halves: 55 (1st) & 62 (2nd); St. Francis (Pa.), 11/8/13
 PSU scored 55 points in both halves: 55 (1st) & 62 (2nd); St. Francis (Pa.), 11/8/13
 PSU scored fewer than 20 points in a half: 17 (1st); Virginia Tech, 3/23/17
 PSU scored fewer than 15 points in a half: 14 (1st); at Maryland, 2/23/14

PSU scored 100 points: 106; Saint Peter's, 11/13/16
 PSU scored 100 points in Big Ten game: 101; Illinois, 2/15/01
 PSU scored 100 points in a home game: 106; Saint Peter's, 11/13/16
 PSU scored fewer than 50 points in a game: 48; vs. Michigan, 3/1/18
 PSU scored fewer than 50 points in a Big Ten game: 45; at Rutgers, 12/31/16
 PSU scored fewer than 40 points in a game: 34; at Maryland, 2/23/14

OPP scored 50 points in a half: 56; at Indiana, 12/31/18
 OPP scored 100 points: 101; at Minnesota, 2/11/18
 OPP scored 100 points in Big Ten game: 101; at Minnesota, 2/11/18
 OPP scored fewer than 50 points in a game: 48; Illinois, 1/12/19
 OPP scored fewer than 50 points in a Big Ten game: 48; Illinois, 1/12/19
 OPP scored 40 or fewer points in a game: 40; Wisconsin, 1/17/13
 OPP scored 30 or fewer points in a game: 28; Virginia Tech, 12/6/11
 OPP scored 20 or fewer points in a game: 16; at Fairleigh Dickinson, 3/6/71

FIELD GOAL SHOOTING

Player made every shot from the field (min. 7): Amanda Brown (8-8); Michigan State, 1/25/07
 PSU shot 55% or better in a game: .558; Fordham, 12/6/17
 PSU shot 55% or better in consecutive games: .682; vs. Northwestern, 3/2/96 & .585; vs. Ohio State, 3/3/96
 PSU shot 60% in a game: .611; Illinois, 2/20/13
 PSU shot below 30% in a game: .292; #24 Cal, 11/11/18
 PSU shot below 25% in a game: .224; vs. Michigan State, 3/9/13
 PSU shot below 35% in a game and won: .288; Wake Forest, 11/30/17
 PSU shot below 30% in a game and won: .288; Wake Forest, 11/30/17
 PSU shot 70% in a half: .714 (2nd); Virginia Tech, 12/6/11
 PSU shot 65% in a half: .680 (2nd); at Georgetown, 12/8/13
 PSU shot 60% in a half: .625 (2nd); at Indiana, 12/31/18
 PSU shot 55% in a half: .625 (2nd); at Indiana, 12/31/18
 PSU shot 55% in both halves: .586 (1st) & .640 (2nd); Illinois, 2/20/13
 PSU shot below 25% in a half: .231 (2nd); Maryland, 12/28/18
 PSU shot below 20% in a half: .181 (2nd); Wake Forest, 11/30/17

THREE-POINT SHOOTING

Player made every shot from the field (min. 4): Kaliyah Mitchell (4-4); at Holy Cross, 12/7/16
 Player made 5 three-pointers in a game: Teniya Page (5-9); Jacksonville, 12/2/18
 Player made 6 three-pointers in a game: Jaida Travascio-Green (6); at Wisconsin, 1/14/18
 Player made 7 three-pointers in a game: Jaida Travascio-Green (7); Drexel, 11/12/17
 Player made 8 three-pointers in a game: Maggie Lucas (8); at Nebraska, 3/3/13
 Player made 4 three-pointers in a half: Amari Carter (4, 2nd); St. Bonaventure, 12/9/18
 Player made 5 three-pointers in a half: Teniya Page (5, 2nd); Jacksonville, 12/2/18
 Player made 6 three-pointers in a half: Jaida Travascio-Green (6, 2nd); Drexel, 11/12/17
 Player attempted 10 three-pointers in a game: Jaida Travascio-Green (10); at Ohio State, 1/31/18
 PSU made 10 three-pointers: 12, at Wisconsin, 1/14/18
 PSU did not make a three-pointer: at Maryland (0-5), 2/23/15
 PSU attempted 20 three-pointers: 23, Ohio State, 1/17/19
 PSU attempted 25 three-pointers: 25, Maryland, 12/28/18
 PSU attempted 30 three-pointers: 30, vs. Kansas State, 11/25/17
 PSU shot 60% 3FG (min. 5 att.): .636 (7-11); at Northwestern, 2/17/16

FREE THROW SHOOTING

Player made every shot from FT line (min. 10): Teniya Page (10-10); at Indiana, 12/31/18
 PSU shot 90% (min. 10 att.): .905 (19-21); Northwestern, 2/14/18
 PSU shot below 50% (min. 10 att.): .333 (4-12); at Maryland, 2/23/15
 PSU made 30 free throws: 37; St. Francis (Pa.), 11/8/13
 PSU made fewer than five FTs: 3; at Wisconsin, 1/14/18
 PSU attempted 40 free throws: 40; USF, 12/21/16
 PSU attempted fewer than five FTs: 4; at Wisconsin, 1/10/16

REBOUNDS

Player had 15 rebounds: De'Janae Boykin (19); Drexel, 11/12/17
 Player had 20 rebounds: Nikki Greene (20); at Cal State Northridge, 11/24/12
 Two players w/ 10-plus rebounds: at American, 12/20/17; Teniya Page (13), Alisia Smith (10)
 Three players w/ 10-plus rebounds: Northwestern, 12/31/15; Candice Agee (13), Peyton Whitted (13), Kaliyah Mitchell (11)
 PSU had 60 rebounds: 62; Northwestern, 12/31/15
 PSU had 50 rebounds: 52; Drexel, 11/12/17
 PSU had 20 or fewer rebounds: 20; at Purdue, 1/28/18
 PSU had 25 offensive rebounds: 25; vs. Minnesota, 3/2/17
 PSU had 20 offensive rebounds: 21; Illinois, 1/23/18
 OPP had 20 or fewer rebounds: 20; at Indiana, 2/13/11

BLOCKED SHOTS

Player blocked 5 shots: Jaylen Williams (6); vs. Michigan, 3/1/18
 Player blocked 6 shots: Jaylen Williams (6); vs. Michigan, 3/1/18
 Player blocked 7 shots: Talia East (7); Purdue, 1/12/14
 PSU blocked 10 shots: 15, Jacksonville, 12/2/18
 PSU blocked 0 shots: at Iowa, 2/8/18

ASSISTS

Player had 10 assists: Dara Taylor (10); Minnesota, 1/26/14
 Player had 15 assists: Alex Bentley (15); North Carolina, 11/30/11
 Player had 10 assists/consecutive games: Helen Darling
 at LaSalle, 12/8/99 (12), vs. Auburn, 12/11/99 (11), vs. Clemson, 12/19/99 (10)
 PSU has 20 assists: 22; American, 12/16/18
 PSU had 25 assists: 28; Saint Peter's, 11/13/16
 PSU had 30 assists: 32; St. Francis (Pa.), 12/2/99
 PSU had fewer than 10 assists: 6; at Indiana, 12/31/18
 PSU had fewer than 5 assists: 4; at St. Bonaventure, 12/12/15

STEALS

Player had 7 steals: Siyeh Frazier (8); Siena, 11/10/17
 Player had 8 steals: Siyeh Frazier (8); Siena, 11/10/17
 PSU had 20 steals: 21; Bucknell, 12/28/10

TURNOVERS

PSU committed 20 or more: 21; at Indiana, 12/31/18
 PSU committed 30 or more: 38; Rutgers, 1/10/15
 PSU committed 20 or more and won: 21; Princeton, 11/18/18
 PSU committed 10 or fewer: 5; American, 12/16/18
 PSU committed 5 or fewer: 5; American, 12/16/18
 PSU committed 10 or fewer in consecutive games: St. Bonaventure (9), 12/9/18; American (5), 12/16/18
 PSU committed 10 or fewer in three-straight games: Wisconsin (6), 1/16/17; Nebraska (10), 1/19/17; at Indiana (10), 1/23/17
 OPP committed 25 or more: 25; Siena, 11/10/17

DOUBLE-DOUBLES

Points & rebounds: Alisia Smith (14 p, 11 r); Illinois, 1/12/19
 Points & rebounds/consecutive games: Alisia Smith
 at Rutgers, 1/6/19 (15 p, 10 r), Illinois, 1/12/19 (14 p, 11 r)
 Points & rebounds/3 consecutive games: Amanda Brown
 at Northwestern, 2/11/07 (19 p, 17 r), Minnesota, 2/15/07 (14 p, 10 r), at Iowa, 2/18/07 (14 p, 11 r)
 Points & rebounds/4 consecutive games: Angie Potthoff
 vs. Northwestern, 1/31/97; at Illinois, 2/2/97; Michigan, 2/7/97; Indiana, 2/9/97; Iowa, 2/16/97;
 Michigan State, 2/21/97
 Points & rebounds/5 consecutive games: Angie Potthoff
 vs. Northwestern, 1/31/97; at Illinois, 2/2/97; Michigan, 2/7/97; Indiana, 2/9/97; Iowa, 2/16/97;
 Michigan State, 2/21/97
 Points & assists: Dara Taylor (15 p, 10 a); Minnesota, 1/26/14
 Points & assists/consecutive games: Helen Darling
 at La Salle, 12/8/99 (12 p, 12 a), vs. Auburn, 12/11/99 (10 p, 11 a)
 Two players had double-doubles: at American, 12/20/17
 Teniya Page (19 p, 13 r), Alisia Smith (10 p, 10 r)
 Ohio State, 2/20/12
 Three players had double-doubles: Nikki Greene (25 p, 15 r), Mia Nickson (18 p, 15 r), Maggie Lucas (12 p, 10 r)
 15 points & 15 rebounds: Peyton Whitted (17 p, 16 r); at Tennessee, 11/18/15
 20 points and 10 rebounds: Peyton Whitted (22 p, 11 r); Holy Cross, 11/13/15

THE LAST TIME...

MARGIN OF VICTORY

PSU won by 20-30 points: American (21), 12/16/18
 PSU won by 31-40 points: Manhattan (32), 12/3/17
 PSU won by 41-50 points: Saint Peter's (56), 11/3/16
 PSU won by 51+ points: Saint Peter's (56), 11/3/16

PSU won by 20-29 points in a Big Ten game: Ohio State (20), 2/9/14
 PSU won by 30-39 points in a Big Ten game: Wisconsin (30), 1/16/17
 PSU won by 40+ points in a Big Ten game: Wisconsin (44), 1/17/13
 PSU won consecutive Big Ten games by 20+ pts.:
 Wisconsin (44), 1/17/13; Nebraska (22), 1/13/13; at Michigan State (21), 1/6/13

PSU lost by 20-29 points: at Florida State (29), 11/29/18
 PSU lost by 30+ points: at Minnesota (33), 2/11/18
 PSU lost by 20-29 points in a Big Ten game: Ohio State (25), 2/25/18
 PSU lost by 30+ points in a Big Ten game: at Minnesota (33), 2/11/18

MISCELLANEOUS

Led PSU in points/rebounds/assists: Teniya Page (24 pts., 8 rebs., 3 assts.); at Indiana, 12/31/18
 Scored game-winning points w/ less than 10 seconds: Sam Breen; Providence, 11/8/18
 Tied 72-72; Hit 2-of-2 FTs with 0.4 seconds remaining
 Hit game-winning field goal w/ less than 10 seconds: Julia Trogele; at Illinois, 1/27/11
 Tied 65-65; Layup w/ :09.1 remaining

Player played every minute: Teniya Page (40); at Rutgers, 1/6/19
 Player played more than 40 minutes: Teniya Page (42); Ohio State, 1/17/19
 Committed 10 or fewer fouls: Minnesota (6), 1/10/18
 Committed 30 or more fouls: at Indiana (33), 12/31/18
 PSU rallied from a 10-pt. deficit to win: North Dakota, 11/21/18
 PSU rallied from a 15-pt. deficit to win: Down 11 at 4:49 in 4th quarter -- won 75-68
 Providence, 11/8/18
 Down 15 at 2:30 in 3rd quarter -- won 74-72
 Ohio State, 1/17/19

OPP rallied from a 10-pt. deficit to beat PSU: PSU led by 18 at 7:01 in 4th quarter -- Ohio State won, 76-71 (OT)
 Ohio State, 1/17/19
 OPP rallied from a 15-pt. deficit to beat PSU: Ohio State, 1/17/19
 PSU led by 18 at 7:01 in 4th quarter -- Ohio State won, 76-71 (OT)

PSU had a 5-game winning streak: 11/10/17-11/20/17 (Five Games)
 PSU had a 10-game winning streak: 12/9/12 - 1/27/13 (11 Games)
 PSU had a 5-game losing streak: 1/3/16-1/17/16 (Five Games)
 PSU went undefeated at home: 14-0; 2012-13 season
 PSU sold out the BJC: Purdue, 2/29/04

CAREER RECORD WATCH

CAREER SCORING (GAMES)

1.	2,919	Kelly Mazzante (133), 2001-04
2.	2,510	Maggie Lucas (132), 2011-14
3.	2,253	Susan Robinson (122), 1989-92
4.	2,044	Tyra Grant (122), 2006-10
5.	2,026	Kahadeejah Herbert (126), 1981-85
6.	1,995	Tanisha Wright (134), 2001-05
7.	1,933	Teniya Page (106), 2015-present
8.	1,897	Suzie McConnell (128), 1984-88
9.	1,789	Alex Bentley (131), 2009-13
10.	1,725	Angie Potthoff (111), 1992-97

CAREER FIELD GOALS MADE

1.	1,051	Kelly Mazzante (133), 2001-04
2.	866	Susan Robinson (122), 1989-92
3.	799	Maggie Lucas (132), 2011-14
---	---	---
11.	660	Andrea Garner (126), 1996-00
12.	646	Teniya Page (106), 2015-present
13.	598	Vicki Link (123), 1983-87
14.	583	Tanya Garner (117), 1987-91
15.	544	Louise Leimkuhler (124), 1979-83
16.	542	Kathy Phillips (121), 1989-92
17.	540	Katina Mack (121), 1992, 94-96

CAREER THREE-POINT FIELD GOALS MADE

1.	365	Maggie Lucas (132), 2011-14
2.	357	Kelly Mazzante (133), 2001-04
3.	230	Lisa Shepherd (128), 1998-2001
4.	191	Jess Strom (133), 2002-05
5.	179	Tyra Grant (122), 2007-10
6.	175	Tiffany Longworth (122), 1994-97
7.	168	Teniya Page (106), 2015-present
7.	149	Zhaque Gray (126), 2009-12
8.	143	Lindsey Spann (89), 2015-17
10.	124	Tina Nicholson (124), 1993-96
11.	122	J. Travascio-Green (67), 2016-present
11.	120	Brianne O'Rourke (120), 2006-09
13.	118	Tanya Garner (114), 1988-91
14.	117	Jess Brungo (133), 2001-04
15.	115	Chrissy Falcone (93), 1998-2000
16.	113	Lynn Dougherty (118), 1989-92
17.	97	Dana Eikenberg (122), 1989-92
18.	93	Amari Carter (79), 2015-present
19.	87	Alex Bentley (131), 2010-13
20.	85	Adrienne Squire (63), 2005-07

CAREER SCORING AVERAGE (MIN. 50 GAMES)

1.	21.9	Kelly Mazzante (133), 2001-04
2.	19.0	Maggie Lucas (132), 2011-14
3.	18.5	Susan Robinson (122), 1989-92
4.	18.2	Teniya Page (106), 2015-present
5.	17.4	Carol Walderman (74), 1981-83
6.	16.8	Tyra Grant (122), 2007-10
7.	16.1	Kahadeejah Herbert (126), 1982-85
8.	15.5	Angie Potthoff (111), 1993-97
9.	14.9	Tanisha Wright (134), 2002-05
10.	14.8	Suzie McConnell (128), 1985-88
---	---	---
25.	11.0	Jess Strom (133), 2002-05
26.	10.7	Amari Carter (79), 2015-present
	10.7	Sue Martin (106), 1977-80
	10.7	Kathy Phillips (121), 1989-92

CAREER ASSISTS

1.	1,307	Suzie McConnell (128), 1984-88
2.	826	Tina Nicholson (124), 1993-96
3.	791	Helen Darling (126), 1997-2000
---	---	---
10.	484	Tanisha Wright (134), 2002-05
11.	411	Tanya Garner (117), 1988-91
12.	379	Teniya Page (106), 2015-present
12.	379	Corinne Gulas (63), 1980-81
14.	323	Tiffany Longworth (122), 1994-97
15.	318	Carol Walderman (74), 1981-83
16.	286	Maggie Lucas (132), 2011-14
17.	284	Amari Carter (79), 2015-present
18.	277	Joanie O'Brien (117), 1983-86
19.	263	Lisa Sheperd (128), 1998-01
20.	262	Dara Taylor (64), 2013-14

COQUESE WASHINGTON

Head Coach - 12th Season

Overall Record: 206-159

7 National Postseason Tournament Appearances in 11 Years

Upon arriving on the University Park campus as the fifth head coach in Penn State women's history - and first female African-American head coach in Penn State history - Coquese Washington quickly returned the program to national prominence with her up-tempo, aggressive style of play. Entering her 12th season on the sideline in Happy Valley, her passion for creating a winning culture, predicated on innovative coaching techniques, tireless recruiting, cultivating meaningful relationships with student-athletes and an unmatched enthusiasm for teaching the game she loves, Washington is in the conversation as one of the nation's top head coaches.

Washington has seen success at every level of basketball and in every role she has filled on the sidelines. She became the first player at Flint Central High School to earn a starting position all four seasons and helped her squad to the program's first Saginaw Valley League and district championships, while earning all-state honors on two occasions.

She went on to earn four varsity letters at the University of Notre Dame, leading the team in steals four times and assists on three occasions, before moving on to professional basketball where she was a member of the 2000 WNBA Champion Houston Comets squad.

On the sidelines, she has appeared in the postseason 15 times, with 12 of those being NCAA Tournament appearances. She helped the Lady Lions to four-straight berths in the NCAA Tournament - including a pair of Sweet Sixteen appearances - and was an assistant coach on Notre Dame's 2001 NCAA National Championship team. Her three-straight Big Ten Championships make her one of just four coaches in Big Ten history with three-or-more consecutive Big Ten regular-season championships (Jim Foster, Ohio State; C. Vivian Stringer, Iowa & Tara VanDerveer, Ohio State), taking home outright crowns in 2012 and 2013, while sharing the 2014 title.

Growing the Game

Washington is currently serving on the WBCA Board of Directors and held the role of President from 2015-17 with the organization that is tasked with solving issues, preserving the history and growing the game of women's basketball. She was also the Vice President/President-Elect from 2013-15.

Her service to the game also includes time with USA Basketball, the Kay Yow Cancer Fund and the NCAA Women's Basketball Issues Committee. She won a gold medal with Team USA in Kazan, Russia at the 2013 World University Games and served on the USA Basketball Women's Junior National Committee from 2009-12. Her work with the Kay Yow Cancer Fund Board of Directors ran from 2012-15 and she served five years on the NCAA Women's Basketball Issues Committee.

Of her many accomplishments, Washington was the founding President of the WNBA Players Association in 1999 and was a primary force in negotiating the association's first two collective bargaining agreements.

Dancing Shoes

In 19 years as a collegiate coach, Washington has laced up her dancing shoes and headed to the postseason on 15 occasions, including 12 trips to the NCAA Tournament. While coaching the Blue and White, Washington has guided the program to four NCAA Tournament berths and three appearances in the WNIT.

From 2011-14, the Lady Lions advanced to the NCAA Tournament each season, reaching at least the second round on all four occasions. The 2012 and 2014 squads moved on to the Sweet Sixteen with a pair of postseason wins, before falling to top-five ranked opponents.

The 2017-18 and 2016-17 squads made a pair of WNIT appearances, with the 16-17 squad advancing to the third round.



Trophies & All-Americans

Washington's competitive side shines brightest on the biggest stages and that is a trait that her teams have taken on during her tenure on the University Park campus, as well. Washington's teams have advanced out of the first round of the NCAA Tournament in all four trips, while earning berths to the Sweet Sixteen twice.

From 2012-14, the Lady Lions claimed three-straight Big Ten regular-season titles, making them one of just four teams in conference history to win three-or-more regular season crowns in a row. Washington's squads took the title outright in 2012 and 2013, while sharing the crown in 2014.

Washington is a three-time Big Ten Coach of the Year (2012, 2013 & 2014), a two-time WBCA Region Six Coach of the Year (2012 & 2013) and a two-time finalist for WBCA National Coach of the Year (2012 & 2013). She was also selected as the 2011 and 2014 Black Coaches Association (BCA) Female Coach of the Year.

BIG Things Happening

In 11 seasons on the sideline, Washington has seen 17 players earn All-Big Ten laurels on 30 occasions, along with three each earning Big Ten All-Freshman Team and Big Ten All-Defensive Team honors. Among the All-Big Ten honorees, five of Washington's pupils account for 11 first team selections and Penn State has seen multiple players earn all-conference in 10 of her 11 seasons on the sideline.

Play to Your Strengths

Washington’s style of play lends itself to being up-tempo and high scoring, which has enabled the program to rise to new heights and return to the national spotlight. As a member of the Big Ten Conference, her teams are playing one of the toughest conference slates in the country, but that doesn’t stop Washington from scheduling key non-conference games against the nation’s best teams – home and on the road.

In each of Washington’s first six years, Penn State improved its Big Ten win total and the Lady Lions posted three consecutive 25-win seasons, joining the 1993-94, 1994-95 and 1995-96 squads as the only teams in program history to accomplish the feat.

During Washington’s first 11 seasons, Penn State has toppled ranked opponents in nine of those seasons; winning multiple games against ranked foes during eight of those campaigns.

Double Domer

Washington was a four-year starting point guard for Notre Dame under Muffet McGraw and was the team captain on Notre Dame’s first-ever NCAA Tournament team. She was a two-time All-Midwestern Collegiate Conference (MCC) selection and led the Irish to three MCC Tournament titles. Washington led the team in steals in each of her four seasons and was top on the squad in assists three times.

Washington is first on UND’s all-time steals per game list (2.7), third in career steals (307) and sixth in assists (554).

The epitome of a student-athlete, Washington graduated from Notre Dame in 1992, a full year ahead of schedule, with a bachelor’s degree in history. She went on to attain “Double Domer” status in 1997 after earning her Juris Doctorate from the Notre Dame Law School.

The Consummate Professional

Washington juggled finishing her law degree with the start of her professional basketball career, returning to the hardwood as a professional in 1997-98 with the ABL’s Portland Power before spending a two-year stint with the WNBA’s New York Liberty (1998-99) and playing in the WNBA Finals in 1999.

Moving to Houston in 2000, Washington played an instrumental role in leading the Comets to the WNBA title. Her solid season in 2001 with the Comets for Hall of Fame coach Van Chancellor, saw her finish ninth in the WNBA in assists and fourth in steals as Houston earned its fifth consecutive playoff berth. Washington started the 2002 campaign in Houston before being traded to the Indiana Fever at the midway point of the season. Washington guided the Fever to their first-ever playoff berth, helping her become the first player in WNBA history to lead three different teams to the postseason. She retired from the WNBA in 2003 as a member of the Fever.

Utilizing her law degree, Washington was a central figure in helping create the WNBA Players Association (WNBPA), serving as the founding president of the WNBPA from 1999 until 2001. She also served as the Executive Vice President of the WNBPA from 2001 until her retirement in 2003.

Serving the Community

Be it on the hardwood, on the golf course, or out on a speaking engagement, Washington is among the most active Penn State coaches in the community. Her annual efforts include Coquese’s Drive for the Centre County Women’s Resource Center, championing the fight against breast cancer for the Penn State Play4Kay game and supporting her team during their many hours of giving back to the Centre region.

The Personal Side

Washington and her husband, Raynell Brown, have a son, Quenton (13), and a daughter, Rhaiyna (9). Raynell is an Adjunct Professor of Law at Penn State Law School and is a former partner at Hicks & Brown Sports Agency, where he represented athletes in the NFL, FIBA, NBA and WNBA. They reside in Port Matilda.

THE RESUME

COACHING RESUME

- 2007-pres. - Head Coach, Penn State University
- 2017-pres. - Past President, WBCA Executive Committee
- 2015-17 - President, WBCA Executive Committee
- 2013-15 - VP/President-Elect, WBCA Executive Committee
- 2013 - Assistant Coach, USA Basketball World University Games
- 2012-15 - Kay Yow Cancer Fund Board of Directors
- 2011-15 - NCAA Women’s Basketball Issues Committee
- 2010-13 - Treasurer, WBCA Executive Committee
- 2008-pres. - WBCA Board of Directors
- 2009-12 - USA Basketball Women’s Junior National Team Committee
- 2005-07 - Associate Head Coach, University of Notre Dame
- 1999-05 - Assistant Coach, University of Notre Dame

PLAYING EXPERIENCE

- 2002-03 - WNBA’s Indiana Fever
- 2000-02 - WNBA’s Houston Comets
- 1998-99 - WNBA’s New York Liberty
- 1997-98 - ABL’s Portland Power
- 1989-93 - University of Notre Dame

EDUCATION

- Notre Dame ’92 (B.A. History)
- Notre Dame Law School ’97 (Juris Doctorate)

AWARDS

- 2012, 2013, 2014 Big Ten Coach of the Year
- 2012, 2013 WBCA Region 6 Coach of the Year
- 2012, 2013 WBCA National Coach of the Year Finalist
- 2011, 2013 BCA Female Coach of the Year
- 2009 Greater Flint Hall of Fame Inductee
- 2008 WBCA “Rising Star” Award Winner

NOTABLE

- Helped guide Notre Dame to the 2001 NCAA Championship.
- Notre Dame had four Sweet Sixteen appearances and eight NCAA Tournament berths during Washington’s tenure.
- Point guard for the 2000 WNBA Champion Houston Comets.
- Founding President, WNBA Players Association, 1999-01.
- Actively negotiated collective bargaining agreements for the WNBPA, establishing two deals.
- Two-time team captain as a player at Notre Dame.

FAMILY

- Husband: Raynell Brown
- Children: Quenton (13), Rhaiyna (9)

1 Alisia SMITH

So./So. • Forward • 6-3
Lansing, Mich./Waverly
Criminology



CAREER STATS

Season	gp-gs	min/avg	Total		3-Point		F-Throws			Rebounds					Scoring					
			fg-fga	pct	fg-fga	pct	ft-fga	pct	off	def	tot	avg	pf	fo	ast	to	blk	stl	pts	avg
2017-18	32-5	453/14.2	55-99	.556	0-0	.000	56-70	.800	58	62	120	3.8	71	1	11	47	13	6	166	5.2
2018-19	16-16	437/27.3	55-118	.466	0-0	.000	53-68	.779	50	66	116	7.3	47	2	7	38	17	19	163	10.2
TOTAL	48-21	890/18.5	110-217	.507	0-0	.000	109-138	.790	108	128	236	4.9	118	3	18	85	30	25	329	6.9

2018-19 GAME-BY-GAME STATS

Opponent	Date	qs	min	fg-fga	pct	3fg-fga	pct	ft-fga	pct	off	def	tot	avg	pf	a	t/o	blk	stl	pts	avg	
PROVIDENCE	11/08/18	*	21	4-6	.667	0-0	.000	5-6	.833	3	4	7	7.0	5	0	4	2	0	13	13.0	
#24 CALIFORNIA	11/11/18	*	26	3-9	.333	0-0	.000	4-5	.800	6	5	11	9.0	3	0	4	3	4	10	11.5	
at Fordham	11/14/18	*	28	7-10	.700	0-0	.000	2-2	1.000	4	4	8	8.7	3	1	1	2	0	16	13.0	
PRINCETON	11/18/18	*	35	3-7	.429	0-0	.000	10-10	1.000	3	8	11	9.3	3	1	5	2	3	16	13.8	
NORTH DAKOTA	11/21/18	*	31	7-9	.778	0-0	.000	3-4	.750	5	3	8	9.0	4	0	3	0	1	17	14.4	
STONY BROOK	11/25/18	*	28	0-3	.000	0-0	.000	4-4	1.000	0	4	4	8.2	2	1	2	0	1	4	12.7	
at Florida State	11/29/18	dnp	-	-	-	-	-	-	-	-	-	-	-	-	-	-	-	-	-	-	
JACKSONVILLE	12/2/18	*	26	4-11	.364	0-0	.000	3-4	.750	5	9	14	9.0	4	2	2	2	4	11	12.4	
DUQUESNE	12/5/18	*	30	2-6	.333	0-0	.000	0-0	.000	4	3	7	8.8	1	0	2	2	1	4	11.4	
ST. BONAVENTURE	12/9/18	*	17	2-7	.286	0-0	.000	0-0	.000	0	2	2	8.0	5	0	2	1	0	4	10.6	
AMERICAN	12/16/18	*	21	7-8	.875	0-0	.000	0-2	.000	3	2	5	7.7	0	1	0	0	1	14	10.9	
#4 MARYLAND	12/28/18	*	28	0-6	.000	0-0	.000	2-6	.333	2	2	4	7.4	3	0	4	0	0	2	10.1	
at Indiana	12/31/18	*	23	5-8	.625	0-0	.000	5-5	1.000	3	6	9	7.3	3	0	3	1	0	15	10.5	
WISCONSIN	1/3/19	*	27	1-10	.100	0-0	.000	3-5	.600	3	5	8	7.3	4	0	2	0	1	5	10.1	
at Rutgers	01/06/19	*	36	4-9	.444	0-0	.000	7-9	.778	4	6	10	7.5	3	0	2	0	1	15	10.4	
ILLINOIS	1/12/19	*	31	6-8	.750	0-0	.000	2-2	1.000	5	6	11	7.7	1	1	1	1	2	14	10.7	
OHIO STATE	1/17/19	*	29	0-1	.000	0-0	.000	3-4	.750	0	0	0	7.3	3	0	1	1	0	3	10.2	
Totals			16	437	55-118	.466	0-0	.000	53-68	.779	50	66	116	7.3	47	7	38	17	19	163	10.2

SEASON/CAREER HIGHS

Points

Season 17 vs. N. Dakota (11/21/18)

Career 17 vs. N. Dakota (11/21/18)

Big Ten 15 - 2 times

Rebounds

Season 14 v. Jacksonville (12/2/18)

Career 14 v. Jacksonville (12/2/18)

Big Ten 11 vs. Illinois (1/12/19)

Assists

Season 2 v. Jacksonville (12/2/18)

Career 2 - 2 times

Big Ten 1 - 6 times

Steals

Season 4 - 2 times

Career 4 - 2 times

Big Ten 2 - 2 times

Blocks

Season 3 vs. Cal (11/11/18)

Career 3 - 3 times

Big Ten 3 vs. NWestern (2/14/18)

Field Goals Made

Season 7 - 3 times

Career 7 - 3 times

Big Ten 6 vs. Illinois (1/12/19)

3-Point Field Goals Made

Season n/a

Career n/a

Big Ten n/a

Free Throws Made

Season 10 vs. Princeton (11/18/18)

Career 10 vs. Princeton (11/18/18)

Big Ten 7 at Rutgers (1/6/19)

Minutes

Season 36 at Rutgers (1/6/19)

Career 36 at Rutgers (1/6/19)

Big Ten 36 at Rutgers (1/6/19)

Games played: 16

Minutes/game: 27.3

Points/game: 10.2

FG Pct: 46.6

FT Pct: 77.9

Rebounds/game: 7.3

Assists/game: 0.4

Turnovers/game: 2.4

Assist/turnover ratio: 0.2

Steals/game: 1.2

Blocks/game: 1.1

2018-19 NOTES

- Notched her second-straight double-double with team-best marks of 14 points and 11 rebounds in a big win over Illinois (1/12).
- Registered her first career Big Ten double-double with 15 points and 10 rebounds at Rutgers (1/6), while playing a career-best 36 minutes.
- Recorded a Big Ten career-best 15 points at Indiana (12/31).
- Shot 7-for-8 from the floor to tally 14 points in a win over American (12/16).
- Registered her third double-double of the season with 11 points and a career-best 14 rebounds in a win over Jacksonville (12/2).
- Put up a career-best 17 points while shooting 7-for-9 from the field in a comeback win over North Dakota (11/21).
- Went 10-for-10 from the charity stripe en route to 16 points and 11 rebounds to help Penn State to a 79-71 comeback OT win over Princeton (11/18).
- Scored 16 points to go along with 8 rebounds in a road win at Fordham (11/14).
- Notched career highs in rebounds (11) and steals (4) to go along with 10 points and 3 blocks in a strong all-around effort against #24 Cal (11/11).
- Contributed 13 points and a team high-tying 7 rebounds in PSU's 74-72 come-from-behind win over Providence (11/8).

2 Amari CARTER

Sr./Jr. • Guard • 5-8
Washington D.C./St. John's College HS
Labor & Employment Relations



AWARDS AND HONORS

- 2017-18 All-Big Ten Second Team (coaches)
- 2017-18 All-Big Ten Honorable Mention (media)
- 2017-18 Big Ten Sportsmanship Award

CAREER STATS

Season	gp-gs	min/avg	Total		3-Point		F-Throws			Rebounds				Scoring						
			fg-fga	pct	fg-fga	pct	ft-fa	pct	off	def	tot	avg	pf	fo	ast	to	blk	stl	pts	avg
2015-16	1-0	5/5.0	1-2	.500	1-2	.500	0-0	.000	1	0	1	1.0	0	0	0	0	0	0	3	3.0
2016-17	32-32	937/29.3	100-280	.357	24-81	.296	28-45	.622	24	75	99	3.1	56	0	134	49	6	37	252	7.9
2017-18	32-32	1142/35.7	168-446	.377	47-146	.322	70-87	.805	23	92	115	3.6	45	1	116	55	10	84	453	14.2
2018-19	14-13	458/32.7	50-137	.365	21-58	.362	14-15	.933	5	41	46	3.3	28	1	34	17	6	19	135	9.6
TOTAL	79-77	2542/32.2	319-865	.369	93-287	.324	112-147	.762	53	208	261	3.3	129	2	284	121	22	140	843	10.7

2018-19 GAME-BY-GAME STATS

Opponent	Date	gs	min	fg-fga	pct	3fg-fga	pct	ft-fa	pct	off	def	tot	avg	pf	a	t/o	blk	stl	pts	avg	
PROVIDENCE	11/08/18	*	32	6-13	.462	3-6	.500	0-0	.000	1	4	5	5.0	1	1	3	0	3	15	15.0	
#24 CALIFORNIA	11/11/18	*	31	2-10	.200	1-4	.250	0-0	.000	1	3	4	4.5	2	4	1	0	0	5	10.0	
at Fordham	11/14/18	*	33	1-8	.125	1-4	.250	2-2	1.000	0	5	5	4.7	2	3	1	1	0	5	8.3	
PRINCETON	11/18/18	*	42	6-13	.462	4-8	.500	1-1	1.000	1	4	5	4.8	5	2	4	1	1	17	10.5	
NORTH DAKOTA	11/21/18	*	38	3-8	.375	1-3	.333	6-6	1.000	1	1	2	4.2	0	5	0	0	3	13	11.0	
STONY BROOK	11/25/18	*	1	0-0	.000	0-0	.000	0-0	.000	0	0	0	3.5	0	0	0	0	0	0	9.2	
at Florida State	11/29/18	dnp	-	-	-	-	-	-	-	-	-	-	-	-	-	-	-	-	-	-	
JACKSONVILLE	12/2/18	dnp	-	-	-	-	-	-	-	-	-	-	-	-	-	-	-	-	-	-	
DUQUESNE	12/5/18	dnp	-	-	-	-	-	-	-	-	-	-	-	-	-	-	-	-	-	-	
ST. BONAVENTURE	12/9/18		27	4-8	.500	4-6	.667	0-0	.000	1	2	3	3.4	2	3	1	0	0	12	9.6	
AMERICAN	12/16/18	*	38	6-12	.500	2-6	.333	4-4	1.000	0	4	4	3.5	1	6	0	1	3	18	10.6	
#4 MARYLAND	12/28/18	*	34	2-10	.200	0-3	.000	0-0	.000	0	1	1	3.2	2	2	0	0	0	4	9.9	
at Indiana	12/31/18	*	36	2-12	.167	0-3	.000	1-2	.500	0	3	3	3.2	4	2	1	1	0	5	9.4	
WISCONSIN	1/3/19	*	34	5-11	.455	3-6	.500	0-0	.000	0	0	0	2.9	3	3	1	1	0	13	9.7	
at Rutgers	01/06/19	*	38	3-9	.333	1-3	.333	0-0	.000	0	1	1	2.8	2	0	3	0	3	7	9.5	
ILLINOIS	1/12/19	*	34	4-9	.444	1-3	.333	0-0	.000	0	4	4	2.8	1	0	1	0	3	9	9.5	
OHIO STATE	1/17/19	*	40	6-14	.429	0-3	.000	0-0	.000	0	9	9	3.3	3	3	1	1	3	12	9.6	
Totals			13	458	50-137	.365	21-58	.362	14-15	.933	5	41	46	3.3	28	34	17	6	19	135	9.6

Games played: 14
Minutes/game: 32.7
Points/game: 9.6
FG Pct: 36.5
3FG Pct: 36.2
FT Pct: 93.3

Rebounds/game: 3.3
Assists/game: 2.4
Turnovers/game: 1.2
Assist/turnover ratio: 2.0
Steals/game: 1.4
Blocks/game: 0.4

SEASON/CAREER HIGHS

Points	
Season	18 vs. American (12/16/18)
Career	26 vs. Indiana (1/3/18)
Big Ten	26 vs. Indiana (1/3/18)
Rebounds	
Season	9 vs. Ohio State (1/17/19)
Career	9 - 2 times
Big Ten	9 - 2 times
Assists	
Season	6 vs. American (12/16/18)
Career	9 - 2 times
Big Ten	8 - 2 times
Steals	
Season	3 - 6 times
Career	5 - 3 times
Big Ten	5 - 2 times
Blocks	
Season	1 - 6 times
Career	2 - 3 times
Big Ten	2 - 3 times
Field Goals Made	
Season	6 - 4 times
Career	11 at Maryland (1/11/17)
Big Ten	11 at Maryland (1/11/17)
3-Point Field Goals Made	
Season	4 - 2 times
Career	5 at Wisconsin (1/14/18)
Big Ten	5 at Wisconsin (1/14/18)
Free Throws Made	
Season	6 vs. N. Dakota (11/21/18)
Career	7 vs. CCSU (11/20/17)
Big Ten	6 at Michigan (12/28/17)
Minutes	
Season	42 vs. Princeton (11/18/18)
Career	43 vs. Radford (3/15/18)
Big Ten	39 - 2 times

2018-19 NOTES

- Tallied 12 points and a career high-tying 9 rebounds against Ohio State (1/17).
- Contributed 13 points and 3 steals in Big Ten win over Wisconsin (1/3).
- Recorded season-best marks in points (18) and assists (6) in win over American (12/16).
- Went 4-for-4 from three-point range in a 3:37 third-quarter stretch in her first game back from a three-game injury layoff against St. Bonaventure (12/9).
- Chipped in 13 points and 5 assists in a comeback win over North Dakota (11/21).
- Hit four three-pointers, all of which came in the fourth quarter and overtime, en route to 17 points that helped Penn State rally for a 79-71 OT win against Princeton (11/18).
- Tallied a team-best 15 points to go along with 5 rebounds in Penn State's 74-72 come-from-behind win over Providence (11/8).
- Coming off a 2017-18 season that saw her garner All-Big Ten honors after averaging 14.2 points and 3.6 assists per game...Led the Big Ten with 2.63 steals per game.

3 Karisma ORTIZ

Fr./Fr. • Guard • 6-0
 San Jose, Calif./Archbishop Mitty
 Communications/Broadcast Journalism



CAREER STATS

Season	gp-gs	min/avg	Total		3-Point		F-Throws			Rebounds				Scoring						
			fg-fga	pct	fg-fga	pct	ft-fa	pct	off	def	tot	avg	pf	fo	ast	to	blk	stl	pts	avg
2018-19	17-11	455/26.8	24-63	.381	5-25	.200	6-10	.600	14	65	79	4.6	34	1	41	46	13	17	59	3.5
TOTAL	17-11	455/26.8	24-63	.381	5-25	.200	6-10	.600	14	65	79	4.6	34	1	41	46	13	17	59	3.5

2018-19 GAME-BY-GAME STATS

Opponent	Date	gs	min	fg-fga	pct	3fg-fga	pct	ft-fa	pct	off	def	tot	avg	pf	a	t/o	blk	stl	pts	avg	
PROVIDENCE	11/08/18	10	0-3	.000	0-1	.000	0-0	.000	1	2	3	3.0	0	1	3	0	1	0	0	0.0	
#24 CALIFORNIA	11/11/18	16	2-4	.500	0-0	.000	0-0	.000	1	3	4	3.5	4	1	4	0	0	4	2.0		
at Fordham	11/14/18	31	3-6	.500	0-0	.000	0-0	.000	0	7	7	4.7	1	5	1	0	2	6	3.3		
PRINCETON	11/18/18	32	3-5	.600	0-2	.000	1-1	1.000	0	4	4	4.5	1	2	2	1	0	7	4.3		
NORTH DAKOTA	11/21/18	25	0-1	.000	0-0	.000	0-0	.000	0	1	1	3.8	2	2	3	1	1	0	3.4		
STONY BROOK	11/25/18	38	2-5	.400	0-3	.000	2-4	.500	1	5	6	4.2	2	1	5	1	2	6	3.8		
at Florida State	11/29/18	*	34	1-2	.500	0-1	.000	0-0	.000	2	2	4	4.1	1	4	2	0	1	2	3.6	
JACKSONVILLE	12/2/18	*	29	1-1	1.000	0-0	.000	0-0	.000	1	3	4	4.1	3	4	6	3	0	2	3.4	
DUQUESNE	12/5/18	*	29	1-6	.167	0-3	.000	0-0	.000	1	2	3	4.0	5	1	3	1	1	2	3.2	
ST. BONAVENTURE	12/9/18	*	38	1-3	.333	0-2	.000	0-0	.000	1	8	9	4.5	1	6	2	0	1	2	3.1	
AMERICAN	12/16/18	*	29	1-3	.333	1-2	.500	0-0	.000	1	5	6	4.6	2	2	0	2	1	3	3.1	
#4 MARYLAND	12/28/18	*	11	1-1	1.000	1-1	1.000	0-0	.000	0	1	1	4.3	0	0	2	0	0	3	3.1	
at Indiana	12/31/18	*	23	1-2	.500	0-1	.000	0-0	.000	2	4	6	4.5	3	0	2	1	2	2	3.0	
WISCONSIN	1/3/19	*	22	1-6	.167	0-2	.000	0-0	.000	3	5	8	4.7	2	1	1	2	1	2	2.9	
at Rutgers	01/06/19	*	19	0-2	.000	0-0	.000	0-0	.000	0	4	4	4.7	2	3	2	1	0	0	2.7	
ILLINOIS	1/12/19	*	32	2-7	.286	0-2	.000	2-3	.667	0	4	4	4.6	1	5	3	0	3	6	2.9	
OHIO STATE	1/17/19	*	37	4-6	.667	3-5	.600	1-2	.500	0	5	5	4.6	4	3	5	0	1	12	3.5	
Totals			11	455	24-63	.381	5-25	.200	6-10	.600	14	65	79	4.6	34	41	46	13	17	59	3.5

SEASON/CAREER HIGHS

Points
 Season 12 vs. Ohio State (1/17/19)
 Career 12 vs. Ohio State (1/17/19)
 Big Ten 12 vs. Ohio State (1/17/19)

Rebounds
 Season 9 vs. St. Bona (12/9/18)
 Career 9 vs. St. Bona (12/9/18)
 Big Ten 6 - 2 times

Assists
 Season 6 vs. St. Bona (12/9/18)
 Career 6 vs. St. Bona (12/9/18)
 Big Ten 5 vs. Illinois (1/12/19)

Steals
 Season 3 vs. Illinois (1/12/19)
 Career 3 vs. Illinois (1/12/19)
 Big Ten 3 vs. Illinois (1/12/19)

Blocks
 Season 3 vs. Jacksonville (12/2/18)
 Career 3 vs. Jacksonville (12/2/18)
 Big Ten 2 vs. Wisconsin (1/3/19)

Field Goals Made
 Season 4 vs. Ohio State (1/17/19)
 Career 4 vs. Ohio State (1/17/19)
 Big Ten 4 vs. Ohio State (1/17/19)

3-Point Field Goals Made
 Season 3 vs. Ohio State (1/17/19)
 Career 3 vs. Ohio State (1/17/19)
 Big Ten 3 vs. Ohio State (1/17/19)

Free Throws Made
 Season 2 - 3 times
 Career 2 - 3 times
 Big Ten 2 vs. Illinois (1/12/19)

Minutes
 Season 38 - 2 times
 Career 38 - 2 times
 Big Ten 37 vs. Ohio State (1/17/19)

Games played: 17
 Minutes/game: 26.8
 Points/game: 3.5
 FG Pct: 38.1
 3FG Pct: 20.0
 FT Pct: 60.0

Rebounds/game: 4.6
 Assists/game: 2.4
 Turnovers/game: 2.7
 Assist/turnover ratio: 0.9
 Steals/game: 1.0
 Blocks/game: 0.8

2018-19 NOTES

- Drained 3 three-pointers en route to a career-best 12 points against Ohio State (1/17).
- Put together a strong all-around game in a big win over Illinois (1/12) with 6 points, 5 assists, 4 rebounds and a career-best 3 steals.
- Had career-best marks in rebounds (9) and assists (6) in a win over St. Bonaventure (12/9).
- Contributed 6 points and a team-best 6 rebounds in a career-high 38 minutes played against Stony Brook (11/25).
- Tallied a career-best 7 points to go along with 4 rebounds and 2 assists in an overtime win against Princeton (11/18).
- Put together a strong all-around game in a road win at Fordham (11/14) with 6 points, 7 rebounds, 5 assists and 2 steals.
- Scored first-career points in a 4-point, 4-rebound effort against #24 Cal (11/11).
- Comes to Penn State from Archbishop Mitty High School, which ranked as the No. 1 high school team in the nation at the end of her senior year...Ranked as the No. 54 prospect nationally and

4 Siyeh FRAZIER

Jr./Jr. • Guard • 5-9
 Detroit, Mich./Renaissance
 Health Policy and Administration



CAREER STATS

Season	gp-gs	min/avg	Total		3-Point		F-Throws		Rebounds				Other					Scoring		
			fg-fga	pct	fg-fga	pct	ft-fga	pct	off	def	tot	avg	pf	fo	ast	to	blk	stl	pts	avg
2016-17	23-0	142/6.2	13-23	.565	1-3	.333	9-13	.692	7	11	18	0.8	23	0	4	14	1	9	36	1.6
2017-18	32-19	757/23.7	88-211	.417	3-14	.214	57-83	.687	38	58	96	3.0	80	0	61	73	14	60	236	7.4
2018-19	17-17	461/27.1	68-151	.450	6-22	.273	39-56	.696	25	58	83	4.9	55	3	31	42	8	30	181	10.6
TOTAL	72-36	1360/18.9	169-385	.439	10-39	.256	105-152	.691	70	127	197	2.7	158	3	96	129	23	99	453	6.3

2018-19 GAME-BY-GAME STATS

Opponent	Date	qs	min	fg-fga	pct	3fg-fga	pct	ft-fga	pct	off	def	tot	avg	pf	a	t/o	blk	stl	pts	avg
PROVIDENCE	11/08/18	*	30	5-10	.500	0-0	.000	0-0	.000	1	2	3	3.0	4	3	1	0	3	10	10.0
#24 CALIFORNIA	11/11/18	*	27	6-14	.429	2-4	.500	3-3	1.000	1	1	2	2.5	1	0	2	0	3	17	13.5
at Fordham	11/14/18	*	36	6-11	.545	1-2	.500	2-3	.667	1	4	5	3.3	3	3	5	0	4	15	14.0
PRINCETON	11/18/18	*	29	2-3	.667	0-0	.000	7-10	.700	2	5	7	4.3	5	2	3	0	1	11	13.3
NORTH DAKOTA	11/21/18	*	32	5-9	.556	0-3	.000	5-7	.714	1	4	5	4.4	4	5	3	0	4	15	13.6
STONY BROOK	11/25/18	*	21	3-6	.500	0-1	.000	0-0	.000	1	3	4	4.3	5	1	3	0	3	6	12.3
at Florida State	11/29/18	*	33	2-11	.182	0-1	.000	0-2	.000	1	7	8	4.9	1	1	4	0	0	4	11.1
JACKSONVILLE	12/2/18	*	36	4-13	.308	0-2	.000	6-7	.857	0	4	4	4.8	3	2	4	4	5	14	11.5
DUQUESNE	12/5/18	*	35	4-10	.400	0-2	.000	2-2	1.000	2	2	4	4.7	3	3	2	0	1	10	11.3
ST. BONAVENTURE	12/9/18	*	27	6-13	.462	1-2	.500	4-4	1.000	2	2	4	4.6	4	2	2	1	2	17	11.9
AMERICAN	12/16/18	*	17	3-10	.300	0-1	.000	0-0	.000	2	3	5	4.6	2	1	1	0	0	6	11.4
#4 MARYLAND	12/28/18	*	13	1-5	.200	0-1	.000	3-4	.750	1	2	3	4.5	3	0	3	0	1	5	10.8
at Indiana	12/31/18	*	16	5-6	.833	0-0	.000	1-2	.500	0	5	5	4.5	5	1	1	1	0	11	10.8
WISCONSIN	1/3/19	*	32	5-10	.500	0-1	.000	0-0	.000	5	6	11	5.0	2	2	2	0	1	10	10.8
at Rutgers	01/06/19	*	22	2-6	.333	0-0	.000	4-8	.500	3	3	6	5.1	4	3	2	0	1	8	10.6
ILLINOIS	1/12/19	*	30	4-8	.500	2-2	1.000	1-1	1.000	1	3	4	5.0	3	0	3	0	0	11	10.6
OHIO STATE	1/17/19	*	25	5-6	.833	0-0	.000	1-3	.333	1	2	3	4.9	3	2	1	2	1	11	10.6
Totals			17	461	.450	6-22	.273	39-56	.696	25	58	83	4.9	55	31	42	8	30	181	10.6

SEASON/CAREER HIGHS

Points
 Season 17 - 2 times
 Career 17 - 2 times
 Big Ten 14 vs. Mich. State (2/4/18)

Rebounds
 Season 11 vs. Wisconsin (1/3/19)
 Career 11 vs. Wisconsin (1/3/19)
 Big Ten 11 vs. Wisconsin (1/3/19)

Assists
 Season 5 vs. N. Dakota (11/21/18)
 Career 6 vs. Siena (11/10/17)
 Big Ten 4 - 2 times

Steals
 Season 5 vs. Jacksonville (12/2/18)
 Career 8 vs. Siena (11/10/17)
 Big Ten 5 at Nebraska (2/22/18)

Blocks
 Season 4 vs. Jacksonville (12/2/18)
 Career 4 vs. Jacksonville (12/2/18)
 Big Ten 3 vs. NWestern (2/14/18)

Field Goals Made
 Season 6 - 3 times
 Career 6 - 4 times
 Big Ten 6 at Wisconsin (1/14/18)

3-Point Field Goals Made
 Season 2 - 2 times
 Career 2 - 2 times
 Big Ten 2 vs. Illinois (1/12/19)

Free Throws Made
 Season 7 vs. Princeton (11/18/18)
 Career 8 vs. Siena (11/10/17)
 Big Ten 5 vs. NWestern (2/14/18)

Minutes
 Season 36 - 2 times
 Career 36 - 2 times
 Big Ten 32 vs. Wisconsin (1/3/19)

Games played: 17
 Minutes/game: 27.1
 Points/game: 10.6
 FG Pct: 45.0
 3FG Pct: 27.3
 FT Pct: 69.6

Rebounds/game: 4.9
 Assists/game: 1.8
 Turnovers/game: 2.5
 Assist/turnover ratio: 0.7
 Steals/game: 1.8
 Blocks/game: 0.5

2018-19 NOTES

- Has scored in double-figures in 11 of 17 games this season.
- Shot 5-for-6 from the floor for 11 points against Ohio State (1/17).
- Registered her first career double-double with 10 points and a career-best 11 rebounds in a Big Ten win over Wisconsin (1/3).
- Tied her career high with 17 points against St. Bonaventure (12/9).
- Had a big all-around game against Jacksonville (12/2), finishing with 14 points, a season-best 5 steals, a career-best 4 blocks, and four rebounds.
- Pulled down a career-high 8 rebounds at Florida State (11/29).
- Stuffed the stat sheet in a win over North Dakota (11/21) with 15 points, 5 rebounds, 5 assists and 4 steals.
- Huge all-around game at Fordham (11/14), finishing with 15 points, 5 rebounds, 4 steals and 3 assists in a career-high 36 minutes.
- Dropped a career-best and team-leading 17 points against #24 Cal (11/11).
- Made key steal in final minutes of 74-72 come-from-behind win over Providence (11/8)...finished with 10 points, 3 rebounds and 3 assists.

5 Kamaria McDANIEL | So./So. • Guard • 5-10

Inkster, Mich./Dearborn Heights
Agricultural Sciences



CAREER STATS

Season	gp-gs	min/avg	Total		3-Point		F-Throws		Rebounds				Scoring							
			fg-fga	pct	fg-fga	pct	ft-fa	pct	off	def	tot	avg	pf	fo	ast	to	blk	stl	pts	avg
2017-18	32-0	568/17.8	49-138	.355	31-90	.344	31-43	.721	9	50	59	1.8	27	0	30	25	4	12	160	5.0
2018-19	17-4	382/22.5	62-151	.411	17-64	.266	31-42	.738	9	38	47	2.8	31	0	20	26	5	19	172	10.1
TOTAL	49-4	950/19.4	111-289	.384	48-154	.312	62-85	.729	18	88	106	2.2	58	0	50	51	9	31	332	6.8

2018-19 GAME-BY-GAME STATS

Opponent	Date	gs	min	fg-fga	pct	3fg-fga	pct	ft-fa	pct	off	def	tot	avg	pf	a	t/o	blk	stl	pts	avg
PROVIDENCE	11/08/18	29	4-8	.500	0-2	.000	4-4	1.000	1	5	6	6.0	0	4	2	0	1	12	12.0	
#24 CALIFORNIA	11/11/18	17	2-9	.222	0-5	.000	3-3	1.000	1	1	2	4.0	1	1	2	0	0	7	9.5	
at Fordham	11/14/18	24	1-7	.143	0-4	.000	0-0	.000	0	1	1	3.0	2	1	0	0	0	2	7.0	
PRINCETON	11/18/18	22	2-6	.333	0-1	.000	1-1	1.000	1	4	5	3.5	1	0	3	0	1	5	6.5	
NORTH DAKOTA	11/21/18	17	3-9	.333	1-6	.167	2-5	.400	0	2	2	3.2	1	1	2	0	1	9	7.0	
STONY BROOK	11/25/18	21	3-8	.375	1-3	.333	6-8	.750	1	1	2	3.0	2	1	1	1	3	13	8.0	
at Florida State	11/29/18	*	38	10-14	.714	2-4	.500	2-2	1.000	1	3	4	3.1	4	0	3	0	1	24	10.3
JACKSONVILLE	12/2/18	*	35	6-15	.400	4-6	.667	1-2	.500	0	3	3	3.1	2	2	1	1	3	17	11.1
DUQUESNE	12/5/18	*	38	8-17	.471	1-5	.200	1-2	.500	1	3	4	3.2	0	1	1	0	3	18	11.9
ST. BONAVENTURE	12/9/18	*	14	1-8	.125	0-3	.000	3-5	.600	0	1	1	3.0	4	1	0	1	1	5	11.2
AMERICAN	12/16/18	26	5-10	.500	2-6	.333	1-1	1.000	0	1	1	2.8	2	2	0	1	1	13	11.4	
#4 MARYLAND	12/28/18	30	6-12	.500	2-4	.500	2-3	.667	3	5	8	3.3	2	3	1	0	3	16	11.8	
at Indiana	12/31/18	26	5-9	.556	2-3	.667	2-3	.667	0	3	3	3.2	4	0	2	0	0	14	11.9	
WISCONSIN	1/3/19	19	4-8	.500	1-5	.200	2-2	1.000	0	1	1	3.1	4	1	3	1	1	11	11.9	
at Rutgers	01/06/19	7	1-1	1.000	0-0	.000	1-1	1.000	0	0	0	2.9	1	0	3	0	0	3	11.3	
ILLINOIS	1/12/19	12	0-6	.000	0-5	.000	0-0	.000	0	2	2	2.8	1	1	1	0	0	0	10.6	
OHIO STATE	1/17/19	7	1-4	.250	1-2	.500	0-0	.000	0	2	2	2.8	0	1	1	0	0	3	10.1	
Totals		4	382	62-151	.411	17-64	.266	31-42	.738	9	38	47	2.8	31	20	26	5	19	172	10.1

SEASON/CAREER HIGHS

Points
 Season 24 at Florida St. (11/29/18)
 Career 24 at Florida St. (11/29/18)
 Big Ten 16 vs. Maryland (12/28/18)

Rebounds
 Season 8 vs. Maryland (12/28/18)
 Career 8 vs. Maryland (12/28/18)
 Big Ten 8 vs. Maryland (12/28/18)

Assists
 Season 4 vs. Providence (11/8/18)
 Career 4 vs. Providence (11/8/18)
 Big Ten 3 - 3 times

Steals
 Season 3 - 4 times
 Career 3 - 4 times
 Big Ten 3 vs. Maryland (12/28/18)

Blocks
 Season 1 - 5 times
 Career 1 - 9 times
 Big Ten 1 vs. Wisconsin (1/3/19)

Field Goals Made
 Season 10 at Florida St. (11/29/18)
 Career 10 at Florida St. (11/29/18)
 Big Ten 6 vs. Maryland (12/28/18)

3-Point Field Goals Made
 Season 4 vs. Jacksonville (12/2/18)
 Career 5 at Marshall (11/15/17)
 Big Ten 2 - 4 times

Free Throws Made
 Season 6 v. Stony Brook (11/25/18)
 Career 6 - 2 times
 Big Ten 4 at Nebraska (2/22/18)

Minutes
 Season 38 - 2 times
 Career 38 - 2 times
 Big Ten 30 - 2 times

Games played: 17
 Minutes/game: 22.5
 Points/game: 10.1
 FG Pct: 41.1
 3FG Pct: 26.6
 FT Pct: 73.8

Rebounds/game: 2.8
 Assists/game: 1.2
 Turnovers/game: 1.5
 Assist/turnover ratio: 0.8
 Steals/game: 1.1
 Blocks/game: 0.3

2018-19 NOTES

- Has scored in double figures in 8 of the last 12 games.
- Put together a strong performance in Big Ten opener vs. Maryland (12/28) with a conference-game career-high 16 points to go along with a career-best 8 rebounds.
- Registered 17 points against Jacksonville (12/2)...made a season-best 4 three-pointers against the Dolphins.
- Shot 10-for-14 from the field en route to a career-best 24 points at Florida State (11/29).
- Tallied 13 points to go along with a career-high 3 steals against Stony Brook (11/25).
- Chipped in 9 points in a comeback victory over North Dakota (11/21).
- Strong all-around effort in 74-72 season-opening win over Providence (11/8), finishing with 12 points, 6 rebounds and a team-best 4 assists.
- Coming off a solid freshman campaign in which she saw action in every game and averaged 5.0 points per game and 17.8 minutes per contest.

11 Teniya PAGE

Sr./Sr. • Guard • 5-7
Chicago, Ill./Marian Catholic
Agricultural Business Management



SEASON/CAREER HIGHS

Points
Season 34 v. Stony Brook (11/25/18)
Career 38 vs. Illinois (2/28/17)
Big Ten 38 vs. Illinois (2/28/17)

Rebounds
Season 8 at Indiana (12/31/18)
Career 13 at American (12/20/17)
Big Ten 9 at Illinois (2/14/17)

Assists
Season 8 vs. American (12/16/18)
Career 9 vs. Illinois (3/2/16)
Big Ten 8 - 2 times

Steals
Season 2 - 5 times
Career 6 at Holy Cross (12/7/16)
Big Ten 4 vs. Michigan (1/17/16)

Blocks
Season 1 - 2 times
Career 1 - 12 times
Big Ten 1 - 7 times

Field Goals Made
Season 12 v. Stony Brook (11/25/18)
Career 14 vs. Illinois (2/28/18)
Big Ten 14 vs. Illinois (2/28/18)

3-Point Field Goals Made
Season 5 vs. Jacksonville (12/2/18)
Career 6 - 2 times
Big Ten 6 - 2 times

Free Throws Made
Season 10 - 2 times
Career 15 vs. American (12/18/16)
Big Ten 11 vs. Purdue (2/11/17)

Minutes
Season 44 vs. Princeton (11/18/18)
Career 50 vs. Purdue (1/30/16)
Big Ten 50 vs. Purdue (1/30/16)

AWARDS AND HONORS

- Senior CLASS Award Final 30 Candidate
- 2018-19 Consensus Preseason All-Big Ten
- 2018-19 Ann Meyers Drysdale Award Preseason Watchlist (nation's top shooting guard)
- Three-time All-Big Ten
- 2017 WBCA All-America Honorable Mention and All-Region
- Two-time All-ECAC

CAREER STATS

Season	gp-gs	min/avg	Total		3-Point		F-Throws			Rebounds					Scoring					
			fg-fga	pct	fg-fga	pct	ft-fa	pct	off	def	tot	avg	pf	fo	ast	to	blk	stl	pts	avg
2015-16	31-31	1165/37.6	164-399	.411	36-88	.409	109-145	.752	31	85	116	3.7	66	0	131	81	4	37	473	15.3
2016-17	31-31	1083/34.9	209-470	.445	64-145	.441	136-170	.800	27	94	121	3.9	61	0	109	69	0	38	618	19.9
2017-18	27-25	901/33.4	163-399	.409	35-104	.337	137-170	.806	12	85	97	3.6	40	0	78	53	6	43	498	18.4
2018-19	17-17	630/37.1	110-279	.394	33-97	.340	91-115	.791	7	56	63	3.7	25	0	61	40	2	19	344	20.2
TOTAL	106-104	3779/35.7	646-1547	.418	168-434	.387	473-600	.788	77	320	397	3.7	192	0	379	243	12	137	1933	18.2

2018-19 GAME-BY-GAME STATS

Opponent	Date	gs	min	fg-fga	pct	3fg-fga	pct	ft-fa	pct	off	def	tot	avg	pf	a	t/o	blk	stl	pts	avg	
PROVIDENCE	11/08/18	*	37	4-12	.333	1-3	.333	4-7	.571	0	2	2	2.0	2	3	2	0	1	13	13.0	
#24 CALIFORNIA	11/11/18	*	35	4-16	.250	2-7	.286	0-0	.000	3	3	6	4.0	0	4	0	0	1	10	11.5	
at Fordham	11/14/18	*	34	10-20	.500	2-3	.667	3-4	.750	0	5	5	4.3	2	2	0	2	25	16.0		
PRINCETON	11/18/18	*	44	7-19	.368	1-4	.250	8-11	.727	0	6	6	4.8	2	4	1	0	2	23	17.8	
NORTH DAKOTA	11/21/18	*	28	3-12	.250	1-6	.167	8-10	.800	0	2	2	4.2	3	1	4	0	0	15	17.2	
STONY BROOK	11/25/18	*	40	12-22	.545	1-6	.167	9-11	.818	0	3	3	4.0	1	2	3	0	1	34	20.0	
at Florida State	11/29/18	*	36	6-19	.316	1-6	.167	3-3	1.000	0	0	0	3.4	1	0	3	0	1	16	19.4	
JACKSONVILLE	12/2/18	*	36	9-17	.529	5-9	.556	4-5	.800	1	5	6	3.8	1	4	1	1	0	27	20.4	
DUQUESNE	12/5/18	*	37	5-15	.333	2-6	.333	3-6	.500	0	5	5	3.9	1	7	5	0	1	15	19.8	
ST. BONAVENTURE	12/9/18	*	37	6-17	.353	3-8	.375	8-10	.800	0	1	1	3.6	0	4	1	0	1	23	20.1	
AMERICAN	12/16/18	*	37	6-18	.333	0-4	.000	5-5	1.000	1	4	5	3.7	1	8	3	0	1	17	19.8	
#4 MARYLAND	12/28/18	*	38	10-16	.625	3-9	.333	1-2	.500	0	5	5	3.8	4	2	5	0	1	24	20.2	
at Indiana	12/31/18	*	36	6-11	.545	2-2	1.000	10-10	1.000	1	7	8	4.2	4	3	4	0	2	24	20.5	
WISCONSIN	1/3/19	*	37	6-16	.375	1-5	.200	10-12	.833	0	4	4	4.1	0	3	1	0	0	23	20.6	
at Rutgers	01/06/19	*	40	6-16	.375	4-6	.667	7-8	.875	0	1	1	3.9	0	3	1	1	2	23	20.8	
ILLINOIS	1/12/19	*	36	5-13	.385	1-5	.200	2-2	1.000	0	1	1	3.8	2	7	0	0	1	13	20.3	
OHIO STATE	1/17/19	*	42	5-20	.250	3-8	.375	6-9	.667	1	2	3	3.7	1	4	4	0	2	19	20.2	
Totals			17	630	110-279	.394	33-97	.340	91-115	.791	7	56	63	3.7	25	61	40	2	19	344	20.2

2018-19 NOTES

- Has scored in double figures in 34-straight games, including every game this season.
- Has registered nine 20-plus point efforts this season, including four of Penn State's six Big Ten games.
- Scored 23 points at Rutgers, moving into seventh place on the Penn State career scoring leaderboard in the process.
- Tallied 17 points, a season-high 8 assists and 5 rebounds in a big win over American (12/16).
- Led the team with 27 points in a win over Jacksonville (12/2), while adding season high-tying 6 rebounds and 4 assists.
- Scored a season-best 34 points on 12-of-22 shooting against Stony Brook (11/25)...it marked her eighth career 30-plus point game, which ranks second all-time in the Lady Lion history books.
- Finished with 15 points, 13 of which came in the fourth quarter, to help Penn State erase an 11-point deficit in the final five minutes of a 75-68 win over North Dakota (11/21).
- Tallied her second-straight 20-plus point game in an OT win over Princeton (11/18), contributing 23 points, 6 rebounds and 4 assists.
- Poured in a game-high 25 points on 10-of-11 shooting to lead Penn State to a road win at Fordham (11/14).
- Hit game-tying basket in final minute to highlight a 13-point effort in a 74-72 season-opening win over Providence.

12 Kayleigh SEMION

Sr./Sr. • Guard • 5-6
Dunmore, Pa./Dunmore
Kinesiology



CAREER STATS

Season	gp-gs	min/avg	Total		3-Point		F-Throws		Rebounds				Scoring									
			fg-fga	pct	fg-fga	pct	ft-fa	pct	off	def	tot	avg	pf	fo	ast	to	blk	stl	pts	avg		
2017-18	1-0	1/1.0	0-0	.000	0-0	.000	0-0	.000	0	0	0	0.0	1	0	0	0	0	0	0	0	0	0.0
2018-19	7-0	35/5.0	0-5	.000	0-5	.000	0-0	.000	2	3	5	0.7	1	0	2	0	0	0	1	0	0	0.0
TOTAL	8-0	36/4.5	0-5	.000	0-5	.000	0-0	.000	2	3	5	0.6	2	0	2	0	0	0	1	0	0	0.0

2018-19 GAME-BY-GAME STATS

Opponent	Date	gs	min	fg-fga	pct	3fg-fga	pct	ft-fa	pct	off	def	tot	avg	pf	a	t/o	blk	stl	pts	avg	
PROVIDENCE	11/08/18	dnp	-	-	-	-	-	-	-	-	-	-	-	-	-	-	-	-	-	-	-
#24 CALIFORNIA	11/11/18	dnp	-	-	-	-	-	-	-	-	-	-	-	-	-	-	-	-	-	-	-
PRINCETON	11/18/18	3	0-0	.000	0-0	.000	0-0	.000	1	0	1	1.0	0	0	0	0	0	0	0	0	0.0
NORTH DAKOTA	11/21/18	2	0-0	.000	0-0	.000	0-0	.000	0	0	0	0.5	0	0	0	0	0	0	0	0	0.0
STONY BROOK	11/25/18	12	0-1	.000	0-1	.000	0-0	.000	0	1	1	0.7	1	1	0	0	0	0	0	0	0.0
at Florida State	11/29/18	2	0-1	.000	0-1	.000	0-0	.000	0	0	0	0.5	0	0	0	0	0	0	0	0	0.0
JACKSONVILLE	12/2/18	3	0-2	.000	0-2	.000	0-0	.000	0	0	0	0.4	0	1	0	0	0	0	0	0	0.0
DUQUESNE	12/5/18	dnp	-	-	-	-	-	-	-	-	-	-	-	-	-	-	-	-	-	-	-
ST. BONAVENTURE	12/9/18	13	0-1	.000	0-1	.000	0-0	.000	1	2	3	0.8	0	0	0	0	0	1	0	0	0.0
AMERICAN	12/16/18	0	0-0	.000	0-0	.000	0-0	.000	0	0	0	0.7	0	0	0	0	0	0	0	0	0.0
#4 MARYLAND	12/28/18	dnp	-	-	-	-	-	-	-	-	-	-	-	-	-	-	-	-	-	-	-
WISCONSIN	1/3/19	dnp	-	-	-	-	-	-	-	-	-	-	-	-	-	-	-	-	-	-	-
ILLINOIS	1/12/19	dnp	-	-	-	-	-	-	-	-	-	-	-	-	-	-	-	-	-	-	-
OHIO STATE	1/17/19	dnp	-	-	-	-	-	-	-	-	-	-	-	-	-	-	-	-	-	-	-
Totals		0	35	0-5	.000	0-5	.000	0-0	.000	2	3	5	0.7	1	2	0	0	1	0	0	0.0

SEASON/CAREER HIGHS

Points	
Season	n/a
Career	n/a
Big Ten	n/a
Rebounds	
Season	3 vs. St. Bona (12/9/18)
Career	3 vs. St. Bona (12/9/18)
Big Ten	n/a
Assists	
Season	1 - 2 times
Career	1 - 2 times
Big Ten	n/a
Steals	
Season	1 vs. St. Bona (12/9/18)
Career	1 vs. St. Bona (12/9/18)
Big Ten	n/a
Blocks	
Season	n/a
Career	n/a
Big Ten	n/a
Field Goals Made	
Season	n/a
Career	n/a
Big Ten	n/a
3-Point Field Goals Made	
Season	n/a
Career	n/a
Big Ten	n/a
Free Throws Made	
Season	n/a
Career	n/a
Big Ten	n/a
Minutes	
Season	13 vs. St. Bona (12/9/18)
Career	13 vs. St. Bona (12/9/18)
Big Ten	1 vs. Illinois (2/28/18)

Games played: 7
Minutes/game: 5.0
FG Pct: 0.0
3FG Pct: 0.0

Rebounds/game: 0.7
Assists/game: 0.3
Assist/turnover ratio: 99.9
Steals/game: 0.1

2018-19 NOTES

- Has made seven appearances this season.
- Registered career-best marks of 3 rebounds and 13 minutes played on her Senior Day against St. Bonaventure (12/9).
- Played 12 minutes against Stony Brook (11/25).
- Provided a crucial spark off energy off the bench against Princeton (11/18), helping the Lady Lions to an overtime comeback win.
- Earned a roster spot during 2017-18 season after serving as a team manager and former member of the club basketball program.

22 Leah KNIZNER

Sr./Sr. • Guard • 5-9
Greensburg, Pa./Hempfield Area
Nutrition Sciences



CAREER STATS

Season	gp-gs	min/avg	Total		3-Point		F-Throws		Rebounds				Scoring							
			fg-fga	pct	fg-fga	pct	ft-fa	pct	off	def	tot	avg	pf	fo	ast	to	blk	stl	pts	avg
2015-16	19-0	48/2.5	3-7	.429	3-4	.750	0-0	.000	2	4	6	0.3	6	0	0	3	0	0	9	0.5
2016-17	7-0	14/2.0	2-6	.333	1-4	.250	0-0	.000	0	0	0	0.0	0	0	0	2	0	1	5	0.7
2017-18	6-0	9/1.5	0-2	.000	0-2	.000	0-0	.000	0	1	1	0.2	0	0	1	1	0	0	0	0.0
2018-19	5-0	19/3.8	0-7	.000	0-7	.000	0-0	.000	0	1	1	0.2	1	0	0	1	0	1	0	0.0
TOTAL	37-0	90/2.4	5-22	.227	4-17	.235	0-0	.000	2	6	8	0.2	7	0	1	7	0	2	14	0.4

2018-19 GAME-BY-GAME STATS

Opponent	Date	qs	min	fg-fga	pct	3fg-fga	pct	ft-fa	pct	off	def	tot	avg	pf	a	t/o	blk	stl	pts	avg
PROVIDENCE	11/08/18	dnp	-	-	-	-	-	-	-	-	-	-	-	-	-	-	-	-	-	-
#24 CALIFORNIA	11/11/18	dnp	-	-	-	-	-	-	-	-	-	-	-	-	-	-	-	-	-	-
at Fordham	11/14/18	3	0-0	.000	0-0	.000	0-0	.000	0	0	0	0.0	0	0	1	0	0	0	0	0.0
PRINCETON	11/18/18	dnp	-	-	-	-	-	-	-	-	-	-	-	-	-	-	-	-	-	-
NORTH DAKOTA	11/21/18	dnp	-	-	-	-	-	-	-	-	-	-	-	-	-	-	-	-	-	-
STONY BROOK	11/25/18	3	0-1	.000	0-1	.000	0-0	.000	0	0	0	0.0	0	0	0	0	0	0	0	0.0
at Florida State	11/29/18	dnp	-	-	-	-	-	-	-	-	-	-	-	-	-	-	-	-	-	-
JACKSONVILLE	12/2/18	4	0-1	.000	0-1	.000	0-0	.000	0	0	0	0.0	1	0	0	0	1	0	0	0.0
DUQUESNE	12/5/18	5	0-2	.000	0-2	.000	0-0	.000	0	1	1	0.3	0	0	0	0	0	0	0	0.0
ST. BONAVENTURE	12/9/18	dnp	-	-	-	-	-	-	-	-	-	-	-	-	-	-	-	-	-	-
AMERICAN	12/16/18	4	0-3	.000	0-3	.000	0-0	.000	0	0	0	0.2	0	0	0	0	0	0	0	0.0
#4 MARYLAND	12/28/18	dnp	-	-	-	-	-	-	-	-	-	-	-	-	-	-	-	-	-	-
WISCONSIN	1/3/19	dnp	-	-	-	-	-	-	-	-	-	-	-	-	-	-	-	-	-	-
ILLINOIS	1/12/19	dnp	-	-	-	-	-	-	-	-	-	-	-	-	-	-	-	-	-	-
OHIO STATE	1/17/19	dnp	-	-	-	-	-	-	-	-	-	-	-	-	-	-	-	-	-	-
Totals		0	19	0-7	.000	0-7	.000	0-0	.000	0	1	1	0.2	1	0	1	0	1	0	0

Games played: 5
Minutes/game: 3.8
FG Pct: 0.0
3FG Pct: 0.0

Rebounds/game: 0.2
Turnovers/game: 0.2
Steals/game: 0.2

SEASON/CAREER HIGHS

Points
Season n/a
Career 3 - 4 times
Big Ten 3 at Michigan (1/20/16)

Rebounds
Season 1 vs. Duquesne (12/5/18)
Career 2 at Illinois (1/23/16)
Big Ten 2 at Illinois (1/23/16)

Assists
Season n/a
Career 1 vs. Illinois (2/28/18)
Big Ten n/a

Steals
Season 1 vs. Jacksonville (12/2/18)
Career 1 - 2 times
Big Ten n/a

Blocks
Season n/a
Career n/a
Big Ten n/a

Field Goals Made
Season n/a
Career 1 - 5 times
Big Ten 1 - 2 times

3-Point Field Goals Made
Season n/a
Career 1 - 4 times
Big Ten 1 at Michigan (2/20/16)

Free Throws Made
Season n/a
Career n/a
Big Ten n/a

Minutes
Season 5 vs. Duquesne (12/5/18)
Career 8 at Illinois (1/23/16)
Big Ten 8 at Illinois (1/23/16)

2018-19 NOTES

- Has made five appearances this season...tallied a rebound in a season-high 5 minutes played against Duquesne (12/5).
- Recorded a steal in a win over Jacksonville (12/2).
- Coming off a junior season that saw her make six appearances...Joined the program as a walk-on in October 2015...Was added to scholarship for the 2016-17 season in Spring 2016.

31 Jaida TRAVASCIO-GREEN | Jr./Jr. • Guard • 6-2

Lisle, Ill./Downers Grove North
Biochemistry & Molecular Biology



CAREER STATS

Season	gp-gs	min/avg	Total		3-Point		F-Throws		Rebounds				Scoring							
			fg-fga	pct	fg-fga	pct	ft-fa	pct	off	def	tot	avg	pf	fo	ast	to	blk	stl	pts	avg
2016-17	30-15	569/19.0	59-167	.353	46-140	.329	10-20	.500	6	62	68	2.3	38	1	9	29	15	8	174	5.8
2017-18	31-31	952/30.7	113-325	.348	71-222	.320	49-60	.817	30	80	110	3.5	54	0	21	39	24	19	346	11.2
2018-19	6-0	114/19.0	7-30	.233	5-24	.208	11-12	.917	3	9	12	2.0	13	0	1	8	5	1	30	5.0
TOTAL	67-46	1635/24.4	179-522	.343	122-386	.316	70-92	.761	39	151	190	2.8	105	1	31	76	44	28	550	8.2

2018-19 GAME-BY-GAME STATS

Opponent	Date	qs	min	fg-fga	pct	3fg-fga	pct	ft-fa	pct	off	def	tot	avg	pf	a	t/o	blk	stl	pts	avg
PROVIDENCE	11/08/18	dnp	-	-	-	-	-	-	-	-	-	-	-	-	-	-	-	-	-	-
#24 CALIFORNIA	11/11/18	dnp	-	-	-	-	-	-	-	-	-	-	-	-	-	-	-	-	-	-
PRINCETON	11/18/18	dnp	-	-	-	-	-	-	-	-	-	-	-	-	-	-	-	-	-	-
NORTH DAKOTA	11/21/18	dnp	-	-	-	-	-	-	-	-	-	-	-	-	-	-	-	-	-	-
STONY BROOK	11/25/18	dnp	-	-	-	-	-	-	-	-	-	-	-	-	-	-	-	-	-	-
at Florida State	11/29/18	dnp	-	-	-	-	-	-	-	-	-	-	-	-	-	-	-	-	-	-
JACKSONVILLE	12/2/18	dnp	-	-	-	-	-	-	-	-	-	-	-	-	-	-	-	-	-	-
DUQUESNE	12/5/18	dnp	-	-	-	-	-	-	-	-	-	-	-	-	-	-	-	-	-	-
ST. BONAVENTURE	12/9/18	dnp	-	-	-	-	-	-	-	-	-	-	-	-	-	-	-	-	-	-
AMERICAN	12/16/18	dnp	-	-	-	-	-	-	-	-	-	-	-	-	-	-	-	-	-	-
#4 MARYLAND	12/28/18	20	1-8	.125	1-7	.143	2-2	1.000	1	0	1	1.0	0	0	0	1	0	5	5.0	
at Indiana	12/31/18	18	0-4	.000	0-4	.000	2-2	1.000	1	2	3	2.0	4	0	4	0	1	2	3.5	
WISCONSIN	1/3/19	7	1-2	.500	0-1	.000	0-0	.000	0	2	2	2.0	1	0	0	1	0	2	3.0	
at Rutgers	01/06/19	28	2-5	.400	1-4	.250	0-0	.000	0	1	1	1.8	4	1	2	0	0	5	3.5	
ILLINOIS	1/12/19	14	1-5	.200	1-3	.333	4-4	1.000	0	2	2	1.8	1	0	1	2	0	7	4.2	
OHIO STATE	1/17/19	27	2-6	.333	2-5	.400	3-4	.750	1	2	3	2.0	3	0	1	1	0	9	5.0	
Totals		0	114	7-30	.233	5-24	.208	11-12	.917	3	9	12	2.0	13	1	8	5	1	30	5.0

SEASON/CAREER HIGHS

Points	Season 9 vs. Ohio State (1/17/19)
	Career 31 vs. Drexel (11/12/17)
	Big Ten 21 vs. Maryland (12/31/17)
Rebounds	Season 3 - 2 times
	Career 8 vs. Siena (11/10/17)
	Big Ten 5 - 3 times
Assists	Season 1 at Rutgers (1/6/19)
	Career 3 vs. LA Tech (11/24/17)
	Big Ten 2 - 3 times
Steals	Season 1 at Indiana (12/31/18)
	Career 3 vs. Siena (11/10/17)
	Big Ten 2 - 2 times
Blocks	Season 2 vs. Illinois (1/12/19)
	Career 5 vs. Drexel (11/12/17)
	Big Ten 2 - 2 times
Field Goals Made	Season 2 - 2 times
	Career 10 vs. Drexel (11/12/17)
	Big Ten 8 vs. Maryland (12/31/17)
3-Point Field Goals Made	Season 2 vs. Ohio State (1/17/19)
	Career 7 vs. Drexel (11/12/17)
	Big Ten 6 at Wisconsin (1/14/18)
Free Throws Made	Season 4 vs. Illinois (1/12/19)
	Career 5 vs. Manhattan (12/3/17)
	Big Ten 4 - 4 times
Minutes	Season 28 at Rutgers (1/6/19)
	Career 37 at American (12/20/17)
	Big Ten 36 vs. Rutgers (1/18/18)

Games played: 6	Rebounds/game: 2.0
Minutes/game: 19.0	Assists/game: 0.2
Points/game: 5.0	Turnovers/game: 1.3
FG Pct: 23.3	Assist/turnover ratio: 0.1
3FG Pct: 20.8	Steals/game: 0.2
FT Pct: 91.7	Blocks/game: 0.8

2018-19 NOTES

- Scored a season-best 9 points against Ohio State (1/17).
- Scored 7 points in a Big Ten win over Illinois (1/12).
- Made season debut against #4 Maryland (12/28) in Big Ten opener after being sidelined due to injury...tallied 5 points in debut.
- Finished as Penn State's third-leading scorer a season ago with 11.2 points per game and led the team with 71 made three-pointers.

33 Lauren EBO

Fr./Fr. • Forward • 6-4
Washington D.C./Riverdale Baptist
Business



CAREER STATS

Season	gp-gs	min/avg	Total		3-Point		F-Throws		Rebounds				Scoring							
			fg-fga	pct	fg-fga	pct	ft-fga	pct	off	def	tot	avg	pf	fo	ast	to	blk	stl	pts	avg
2018-19	16-5	293/18.3	29-62	.468	0-0	.000	10-26	.385	30	51	81	5.1	44	1	4	31	18	6	68	4.3
TOTAL	16-5	293/18.3	29-62	.468	0-0	.000	10-26	.385	30	51	81	5.1	44	1	4	31	18	6	68	4.3

2018-19 GAME-BY-GAME STATS

Opponent	Date	gs	min	fg-fga	pct	3fg-fga	pct	ft-fga	pct	off	def	tot	avg	pf	a	t/o	blk	stl	pts	avg	
PROVIDENCE	11/08/18	*	11	0-2	.000	0-0	.000	0-0	.000	2	4	6	6.0	4	0	4	1	0	0	0.0	
#24 CALIFORNIA	11/11/18	*	17	0-4	.000	0-0	.000	1-2	.500	2	2	4	5.0	4	1	1	2	0	1	0.5	
PRINCETON	11/18/18	*	12	0-4	.000	0-0	.000	0-0	.000	1	3	4	4.7	0	0	1	1	0	0	0.3	
NORTH DAKOTA	11/21/18		18	2-2	1.000	0-0	.000	2-2	1.000	0	2	2	4.0	2	0	0	0	0	6	1.8	
STONY BROOK	11/25/18	*	19	2-2	1.000	0-0	.000	0-0	.000	1	0	1	3.4	2	0	6	1	1	4	2.2	
at Florida State	11/29/18	*	31	1-3	.333	0-0	.000	1-2	.500	1	5	6	3.8	4	0	4	2	0	3	2.3	
JACKSONVILLE	12/2/18		18	4-6	.667	0-0	.000	1-2	.500	3	2	5	4.0	4	0	2	3	0	9	3.3	
DUQUESNE	12/5/18		20	4-5	.800	0-0	.000	0-0	.000	2	3	5	4.1	4	0	2	0	0	8	3.9	
ST. BONAVENTURE	12/9/18		25	6-11	.545	0-0	.000	3-4	.750	4	8	12	5.0	2	0	1	3	0	15	5.1	
AMERICAN	12/16/18		25	4-9	.444	0-0	.000	1-4	.250	7	5	12	5.7	1	2	0	2	0	9	5.5	
#4 MARYLAND	12/28/18		24	1-4	.250	0-0	.000	0-2	.000	1	3	4	5.5	4	0	0	1	0	2	5.2	
at Indiana	12/31/18		18	1-4	.250	0-0	.000	0-0	.000	1	2	3	5.3	5	0	4	1	2	2	4.9	
WISCONSIN	1/3/19		20	2-3	.667	0-0	.000	1-6	.167	3	2	5	5.3	4	0	1	1	2	5	4.9	
at Rutgers	01/06/19		9	0-1	.000	0-0	.000	0-0	.000	1	2	3	5.1	2	0	1	0	0	0	4.6	
ILLINOIS	1/12/19		10	1-1	1.000	0-0	.000	0-2	.000	0	4	4	5.1	1	1	2	0	0	2	4.4	
OHIO STATE	1/17/19		16	1-1	1.000	0-0	.000	0-0	.000	1	4	5	5.1	1	0	2	0	1	2	4.3	
Totals			5	293	29-62	.468	0-0	.000	10-26	.385	30	51	81	5.1	44	4	31	18	6	68	4.3

SEASON/CAREER HIGHS

Points

Season 15 vs. St. Bona (12/9/18)
 Career 15 vs. St. Bona (12/9/18)
 Big Ten 5 vs. Wisconsin (1/3/19)

Rebounds

Season 12 - 2 times
 Career 12 - 2 times
 Big Ten 5 - 2 times

Assists

Season 2 vs. American (12/16/18)
 Career 2 vs. American (12/16/18)
 Big Ten 1 vs. Illinois (1/12/19)

Steals

Season 2 - 2 times
 Career 2 - 2 times
 Big Ten 2 - 2 times

Blocks

Season 3 - 2 times
 Career 3 - 2 times
 Big Ten 1 - 3 times

Field Goals Made

Season 6 vs. St. Bona (12/9/18)
 Career 6 vs. St. Bona (12/9/18)
 Big Ten 2 vs. Wisconsin (1/3/18)

3-Point Field Goals Made

Season n/a
 Career n/a
 Big Ten n/a

Free Throws Made

Season 3 vs. St. Bona (12/9/18)
 Career 3 vs. St. Bona (12/9/18)
 Big Ten 1 vs. Wisconsin (1/3/18)

Minutes

Season 25 - 2 times
 Career 25 - 2 times
 Big Ten 24 vs. Maryland (12/28/18)

Games played: 16
 Minutes/game: 18.3
 Points/game: 4.3
 FG Pct: 46.8
 FT Pct: 38.5

Rebounds/game: 5.1
 Assists/game: 0.3
 Turnovers/game: 1.9
 Assist/turnover ratio: 0.1
 Steals/game: 0.4
 Blocks/game: 1.1

2018-19 NOTES

- Narrowly missed her second-straight double-double with 9 points and 12 rebounds in a win over American (12/16).
- Put together the best performance of her young career with her first career double-double against St. Bonaventure (12/2)...tallied career-best marks of 15 points and 12 rebounds.
- Provided a crucial spark with 8 points and 5 rebounds against Duquesne (12/5).
- Registered 9 points and 3 blocks in a win over Jacksonville (12/2).
- Comes to Penn State after spending two years at Riverdale Baptist School and two years at Paul VI Catholic High School...Led Riverdale Baptist to a pair of 20-plus win seasons, including the Independent School National Championship as a senior.

34 Sarah McMURTRY | Sr./Sr. • Guard • 5-6 Pittsburgh, Pa./Upper St. Clair Accounting



AWARDS AND HONORS

Two-time Big Ten Sportsmanship Award Winner (2016, 2017)
Two-time Team Captain (2016-17, 2017-18)

CAREER STATS

Season	gp-gs	min/avg	Total		3-Point		F-Throws		Rebounds				Scoring							
			fg-fga	pct	fg-fga	pct	ft-fa	pct	off	def	tot	avg	pf	fo	ast	to	blk	stl	pts	avg
2015-16	8-0	9/1.1	1-1	1.000	1-1	1.000	0-0	.000	0	0	0	0.0	0	0	0	1	0	0	3	0.4
2016-17	8-0	15/1.9	0-1	.000	0-1	.000	0-0	.000	0	0	0	0.0	0	0	0	0	0	0	0	0.0
2017-18	6-0	11/1.8	0-2	.000	0-1	.000	0-0	.000	0	0	0	0.0	0	0	0	0	0	0	0	0.0
2018-19	2-0	2/1.0	0-0	.000	0-0	.000	0-0	.000	0	0	0	0.0	0	0	0	0	0	0	0	0.0
TOTAL	24-0	37/1.5	1-4	.250	1-3	.333	0-0	.000	0	0	0	0.0	0	0	0	1	0	0	3	0.1

2018-19 GAME-BY-GAME STATS

Opponent	Date	gs	min	fg-fga	pct	3fg-fga	pct	ft-fa	pct	off	def	tot	avg	pf	a	t/o	blk	stl	pts	avg
PROVIDENCE	11/08/18	dnp	-	-	-	-	-	-	-	-	-	-	-	-	-	-	-	-	-	-
#24 CALIFORNIA	11/11/18	dnp	-	-	-	-	-	-	-	-	-	-	-	-	-	-	-	-	-	-
PRINCETON	11/18/18	dnp	-	-	-	-	-	-	-	-	-	-	-	-	-	-	-	-	-	-
NORTH DAKOTA	11/21/18	dnp	-	-	-	-	-	-	-	-	-	-	-	-	-	-	-	-	-	-
STONY BROOK	11/25/18	dnp	-	-	-	-	-	-	-	-	-	-	-	-	-	-	-	-	-	-
at Florida State	11/29/18	dnp	-	-	-	-	-	-	-	-	-	-	-	-	-	-	-	-	-	-
JACKSONVILLE	12/2/18	dnp	-	-	-	-	-	-	-	-	-	-	-	-	-	-	-	-	-	-
DUQUESNE	12/5/18	dnp	-	-	-	-	-	-	-	-	-	-	-	-	-	-	-	-	-	-
ST. BONAVENTURE	12/9/18	dnp	-	-	-	-	-	-	-	-	-	-	-	-	-	-	-	-	-	-
AMERICAN	12/16/18	1	0-0	.000	0-0	.000	0-0	.000	0	0	0	0.0	0	0	0	0	0	0	0	0.0
#4 MARYLAND	12/28/18	dnp	-	-	-	-	-	-	-	-	-	-	-	-	-	-	-	-	-	-
WISCONSIN	1/3/19	dnp	-	-	-	-	-	-	-	-	-	-	-	-	-	-	-	-	-	-
ILLINOIS	1/12/19	1	0-0	.000	0-0	.000	0-0	.000	0	0	0	0.0	0	0	0	0	0	0	0	0.0
OHIO STATE	1/17/19	dnp	-	-	-	-	-	-	-	-	-	-	-	-	-	-	-	-	-	-
Totals		0	2	0-0	.000	0-0	.000	0-0	.000	0	0	0	0.0	0	0	0	0	0	0	0

Games played: 2
Minutes/game: 1.0

SEASON/CAREER HIGHS

Points	
Season	n/a
Career	3 vs. Maryland (1/27/16)
Big Ten	3 vs. Maryland (1/27/16)
Rebounds	
Season	n/a
Career	n/a
Big Ten	n/a
Assists	
Season	n/a
Career	n/a
Big Ten	n/a
Steals	
Season	n/a
Career	n/a
Big Ten	n/a
Blocks	
Season	n/a
Career	n/a
Big Ten	n/a
Field Goals Made	
Season	n/a
Career	1 vs. Maryland (1/27/16)
Big Ten	1 vs. Maryland (1/27/16)
3-Point Field Goals Made	
Season	n/a
Career	1 vs. Maryland (1/27/16)
Big Ten	1 vs. Maryland (1/27/16)
Free Throws Made	
Season	n/a
Career	n/a
Big Ten	n/a
Minutes	
Season	1 - 2 times
Career	4 vs. Siena (11/10/17)
Big Ten	2 vs. Wisconsin (1/16/17)

2018-19 NOTES

- Made an appearance on her Senior Day in a 62-48 win over Illinois (1/12).
- Saw first action of the season in an 80-59 win over American (12/16).
- Enters senior season as a two-time team captain and two-time winner of the Big Ten Sportsmanship Award...Joined program as a walk-on in October 2015 and was added to scholarship for the 2016-17 season in Spring 2016.

43 Bexley WALLACE | Fr./Fr. • Forward • 6-3

Pickerington, Ohio/Pickerington Central Psychology



CAREER STATS

Season	gp-gs	min/avg	Total		3-Point		F-Throws			Rebounds				Scoring						
			fg-fga	pct	fg-fga	pct	ft-fa	pct	off	def	tot	avg	pf	fo	ast	to	blk	stl	pts	avg
2018-19	16-2	122/7.6	8-18	.444	0-0	.000	5-8	.625	8	12	20	1.3	21	0	2	10	3	1	21	1.3
TOTAL	16-2	122/7.6	8-18	.444	0-0	.000	5-8	.625	8	12	20	1.3	21	0	2	10	3	1	21	1.3

2018-19 GAME-BY-GAME STATS

Opponent	Date	gs	min	fg-fga	pct	3fg-fga	pct	ft-fa	pct	off	def	tot	avg	pf	a	t/o	blk	stl	pts	avg
PROVIDENCE	11/08/18	13	1-2	.500	0-0	.000	0-0	.000	1	4	5	5.0	2	0	1	0	0	2	2.0	
#24 CALIFORNIA	11/11/18	17	2-4	.500	0-0	.000	0-0	.000	2	1	3	4.0	4	0	0	0	0	4	3.0	
at Fordham	11/14/18	*	4	0-0	.000	0-0	.000	0-0	.000	0	0	0	2.7	1	0	0	0	0	2.0	
PRINCETON	11/18/18	2	0-0	.000	0-0	.000	0-0	.000	0	0	0	2.0	2	1	1	0	0	1.5		
NORTH DAKOTA	11/21/18	*	9	0-0	.000	0-0	.000	0-0	.000	0	0	0	1.6	1	0	0	1	0	1.2	
STONY BROOK	11/25/18	17	0-0	.000	0-0	.000	3-4	.750	2	2	4	2.0	3	0	2	1	1	3	1.5	
at Florida State	11/29/18	26	4-5	.800	0-0	.000	1-2	.500	1	4	5	2.4	1	0	2	0	0	9	2.6	
JACKSONVILLE	12/2/18	13	0-2	.000	0-0	.000	0-0	.000	1	0	1	2.3	2	1	3	1	0	0	2.3	
DUQUESNE	12/5/18	6	0-1	.000	0-0	.000	1-2	.500	0	1	1	2.1	0	0	0	0	0	1	2.1	
ST. BONAVENTURE	12/9/18	2	1-2	.500	0-0	.000	0-0	.000	1	0	1	2.0	1	0	0	0	0	2	2.1	
AMERICAN	12/16/18	2	0-0	.000	0-0	.000	0-0	.000	0	0	0	1.8	2	0	1	0	0	0	1.9	
#4 MARYLAND	12/28/18	2	0-0	.000	0-0	.000	0-0	.000	0	0	0	1.7	1	0	0	0	0	0	1.8	
at Indiana	12/31/18	4	0-1	.000	0-0	.000	0-0	.000	0	0	0	1.5	1	0	0	0	0	0	1.6	
WISCONSIN	1/3/19	2	0-1	.000	0-0	.000	0-0	.000	0	0	0	1.4	0	0	0	0	0	0	1.5	
at Rutgers	01/06/19	1	0-0	.000	0-0	.000	0-0	.000	0	0	0	1.3	0	0	0	0	0	0	1.4	
ILLINOIS	1/12/19	dnf	-	-	-	-	-	-	-	-	-	-	-	-	-	-	-	-	-	
OHIO STATE	1/17/19	2	0-0	.000	0-0	.000	0-0	.000	0	0	0	1.3	0	0	0	0	0	0	1.3	
Totals		2	122	8-18	.444	0-0	.000	5-8	.625	8	12	20	1.3	21	2	10	3	1	21	1.3

SEASON/CAREER HIGHS

Points
 Season 9 at Florida St. (11/29/18)
 Career 9 at Florida St. (11/29/18)
 Big Ten n/a

Rebounds
 Season 5 - 2 times
 Career 5 - 2 times
 Big Ten n/a

Assists
 Season 1 - 3 times
 Career 1 - 3 times
 Big Ten n/a

Steals
 Season 1 v. Stony Brook (11/25/18)
 Career 1 v. Stony Brook (11/25/18)
 Big Ten n/a

Blocks
 Season 1 - 3 times
 Career 1 - 3 times
 Big Ten n/a

Field Goals Made
 Season 4 at Florida St. (11/29/18)
 Career 4 at Florida St. (11/29/18)
 Big Ten n/a

3-Point Field Goals Made
 Season n/a
 Career n/a
 Big Ten n/a

Free Throws Made
 Season 3 v. Stony Brook (11/25/18)
 Career 3 v. Stony Brook (11/25/18)
 Big Ten n/a

Minutes
 Season 26 at Florida St. (11/29/18)
 Career 26 at Florida St. (11/29/18)
 Big Ten 4 at Indiana (12/31/18)

Games played: 16
 Minutes/game: 7.6
 Points/game: 1.3
 FG Pct: 44.4
 FT Pct: 62.5

Rebounds/game: 1.3
 Assists/game: 0.1
 Turnovers/game: 0.6
 Assist/turnover ratio: 0.2
 Steals/game: 0.1
 Blocks/game: 0.2

2018-19 NOTES

- Has averaged 7.6 minutes per game in her first 16 collegiate contests...earned first career start at Fordham (11/14).
- Scored a career-best 9 points and pulled down 5 rebounds in a career-high 26 minutes of action at Florida State (11/29).
- Comes to Penn State after success at both the high school level and international stage... Was a part of the USA Basketball 16U squad that captured the bronze medal with a 4-1 record at the 2015 FIBA Americas U16 Championship in Puebla, Mexico...Was a four-time All-Conference pick at Pickerington Central High School.

PAGE 24 | GAME 18 | PENN STATE AT #9/9 MARYLAND

GAME 1: PENN STATE 74, PROVIDENCE 72

Official Basketball Box Score -- Game Totals -- Final Statistics
Providence vs Penn State
 11/08/18 7:01 PM at University Park, Pa. - Bryce Jordan Cntr

Providence 72 • 0-1

#	Player	Total			3-Ptr			Rebounds			PF	TP	A	TO	Blk	Stl	Min
		FG-FGA	FG-FGA	FT-FTA	FG-FGA	FG-FGA	FT-FTA	Off	Def	Tot							
10	BASKERVILLE, Mary	f	1-3	0-0	0-0	1	2	3	2	2	1	1	2	2	9		
21	JOLIN, Maddie	f	4-11	1-5	1-2	0	3	3	2	10	3	2	0	1	32		
02	WILLIAMS, Chanell	g	3-10	0-2	4-4	2	1	3	3	10	3	4	0	1	29		
11	NOGIC, Jovana	g	7-17	4-9	0-0	0	3	3	4	18	1	1	0	3	29		
22	ORLANDO, Olivia	g	1-1	0-0	0-2	1	5	6	2	2	3	1	0	1	11		
00	WEBB, Kaela	f	6-11	2-4	1-2	1	0	1	2	15	2	1	0	2	23		
01	SCOTT, Earlette	f	0-0	0-0	0-0	0	0	0	0	0	0	0	0	0	2		
05	SPIWAK, Kyra	f	1-3	0-2	0-0	0	0	1	1	2	2	1	0	0	17		
23	CHE, Clara	f	0-0	0-0	0-0	0	0	0	1	0	0	1	0	0	2		
32	GEARY, Alyssa	g	3-3	1-1	0-0	0	1	1	1	7	1	0	2	0	15		
33	COOPER, Andrea	g	3-5	0-0	0-2	1	4	5	2	6	1	2	0	0	31		
	Team					2	0	2									
	Totals		29-64	8-23	6-12	7	21	28	20	72	17	14	4	10	200		

1st - FG %:	12-21	57.1%	2nd - 4-16	25.0%	3rd - 10-16	62.5%	4th - 3-11	27.3%	Game - 29-64	45.3%	Deadball	
3FG %:	6-9	66.7%	0-5	0.0%	2-7	28.6%	0-2	0.0%	8-23	34.8%	Rebounds	
FT %:	0-0	0.0%	2-4	50.0%	1-4	25.0%	3-4	75.0%	6-12	50.0%	Rebounds	3,1

Penn State 74 • 1-0

#	Player	Total			3-Ptr			Rebounds			PF	TP	A	TO	Blk	Stl	Min
		FG-FGA	FG-FGA	FT-FTA	FG-FGA	FG-FGA	FT-FTA	Off	Def	Tot							
01	Alisia Smith	f	4-6	0-0	5-6	3	4	7	5	13	0	4	2	0	21		
33	Lauren Ebo	f	0-2	0-0	0-0	2	4	6	4	0	0	4	1	0	11		
02	Amari Carter	g	6-13	3-6	0-0	1	4	5	1	15	1	3	0	3	32		
04	Siyeh Frazier	g	5-10	0-0	0-0	1	2	3	4	10	3	1	0	3	30		
11	Teniya Page	g	4-12	1-3	4-7	0	2	2	13	3	2	0	1	37			
03	Karisma Ortiz	f	0-3	0-1	0-0	1	2	3	0	0	1	3	0	1	10		
05	Kamaria McDaniel	f	4-8	0-2	4-4	1	5	6	0	12	4	2	0	1	29		
24	Sam Breen	g	3-6	1-3	2-2	3	4	7	2	9	1	1	0	0	17		
43	Bexley Wallace	f	1-2	0-0	0-0	1	4	5	2	2	0	1	0	0	13		
	Team					2	0	2									
	Totals		27-62	5-15	15-19	15	31	46	20	74	13	22	3	9	200		

1st - FG %:	8-14	57.1%	2nd - 5-14	35.7%	3rd - 6-18	33.3%	4th - 8-16	50.0%	Game - 27-62	43.5%	Deadball	
3FG %:	0-1	0.0%	2-5	40.0%	1-7	14.3%	2-2	100.0%	5-15	33.3%	Rebounds	
FT %:	5-6	83.3%	3-4	75.0%	2-4	50.0%	5-5	100.0%	15-19	78.9%	Rebounds	2

Officials: Dee Kantner, Denise Brooks, Kevin Pethel
 Technical fouls: Providence-None, Penn State-None.
 Attendance: 2115

Score by periods	1st	2nd	3rd	4th	Total
Providence	30	10	23	9	72
Penn State	21	15	15	23	74

Points In Off 2nd Fast
 PC Paint T/O Chance Break Bench
 Providence 36 28 9 10 30
 Penn State 36 18 11 17 23

Score tied - 5 times.
 Lead changed - 11 times.

Last FG - PC 4th-03:53, PSU 4th-00:36.
 Largest lead - PC by 15 3rd-03:48, PSU by 2 1st-05:57.
 PC led for 36:10, PSU led for 01:54, Game was tied for 01:56.

GAME 2: #24 CAL 75, PENN STATE 58

Official Basketball Box Score -- Game Totals -- Final Statistics
#24 California vs Penn State
 11/11/18 2:01 PM at University Park, Pa. - Bryce Jordan Cntr

#24 California 75 • 2-0

#	Player	Total			3-Ptr			Rebounds			PF	TP	A	TO	Blk	Stl	Min
		FG-FGA	FG-FGA	FT-FTA	FG-FGA	FG-FGA	FT-FTA	Off	Def	Tot							
33	Brown, Jaelyn	f	7-9	1-1	1-1	0	7	7	4	16	1	0	1	2	31		
31	Anigwe, Kristine	c	9-18	1-1	5-9	8	14	22	4	24	2	6	2	2	35		
01	Thomas, Asha	g	4-7	1-4	2-2	2	2	4	2	11	2	2	0	2	33		
14	Smith, Kianna	g	1-11	1-7	2-2	0	3	3	1	5	4	5	0	0	33		
24	Caldwell, Reece	g	4-10	1-4	0-0	1	6	7	4	9	5	4	1	1	37		
00	Forbes, McKenzie	f	2-3	1-2	3-3	0	1	1	0	8	0	0	1	2	13		
04	Styles, Alaysia	f	1-2	0-0	0-0	0	0	0	2	2	1	1	0	0	10		
20	Mosley, Mo	f	0-0	0-0	0-0	0	1	1	0	0	0	1	0	0	1		
30	West, CJ	f	0-2	0-0	0-0	2	2	2	0	0	0	0	0	0	7		
	Team					2	0	2									
	Totals		28-62	6-19	13-17	15	34	49	17	75	15	21	5	9	200		

1st - FG %:	5-16	31.3%	2nd - 5-12	41.7%	3rd - 9-17	52.9%	4th - 9-17	52.9%	Game - 28-62	45.2%	Deadball	
3FG %:	1-4	25.0%	3-7	42.9%	0-3	0.0%	2-5	40.0%	6-19	31.6%	Rebounds	
FT %:	2-3	66.7%	7-8	87.5%	3-5	60.0%	1-1	100.0%	13-17	76.5%	Rebounds	2

Penn State 58 • 1-1

#	Player	Total			3-Ptr			Rebounds			PF	TP	A	TO	Blk	Stl	Min
		FG-FGA	FG-FGA	FT-FTA	FG-FGA	FG-FGA	FT-FTA	Off	Def	Tot							
01	Alisia Smith	f	3-9	0-0	4-5	6	5	11	3	10	0	4	3	4	26		
33	Lauren Ebo	f	0-4	0-0	1-2	2	2	4	4	1	1	1	2	0	17		
02	Amari Carter	g	2-10	1-4	0-0	1	3	4	2	5	4	1	0	0	31		
04	Siyeh Frazier	g	6-14	2-4	3-3	1	1	2	1	7	0	2	0	3	27		
11	Teniya Page	g	4-16	2-7	0-0	3	3	6	0	10	4	0	0	1	35		
03	Karisma Ortiz	f	2-4	0-0	0-0	1	3	4	4	4	1	4	0	0	16		
05	Kamaria McDaniel	f	2-9	0-5	3-3	1	1	2	1	7	1	2	0	0	17		
24	Sam Breen	g	0-2	0-1	0-2	0	2	2	0	0	2	1	0	1	14		
43	Bexley Wallace	f	2-4	0-0	0-0	2	1	3	4	4	0	0	0	0	17		
	Team					2	0	2									
	Totals		21-72	5-21	11-15	19	21	40	19	58	13	15	5	9	200		

1st - FG %:	3-16	18.8%	2nd - 8-18	44.4%	3rd - 6-23	26.1%	4th - 4-15	26.7%	Game - 21-72	29.2%	Deadball	
3FG %:	1-3	33.3%	2-6	33.3%	1-6	16.7%	1-6	16.7%	5-21	23.8%	Rebounds	
FT %:	3-4	75.0%	1-3	33.3%	3-3	100.0%	4-5	80.0%	11-15	73.3%	Rebounds	2

Officials: Felicia Grinter, Jesse Dickerson, Cameron Inouye
 Technical fouls: #24 California-None, Penn State-None.
 Attendance: 2406

Score by periods	1st	2nd	3rd	4th	Total
#24 California	13	20	21	21	75
Penn State	10	19	16	13	58

Points In Off 2nd Fast
 PC Paint T/O Chance Break Bench
 CAL 32 13 10 6 10
 PSU 24 25 17 14 15

Score tied - 7 times.
 Lead changed - 8 times.

Last FG - CAL 4th-01:28, PSU 4th-00:13.
 Largest lead - CAL by 21 4th-01:28, PSU by 4 3rd-03:14.
 CAL led for 29:04, PSU led for 04:49, Game was tied for 06:07.

GAME 3: PENN STATE 72, FORDHAM 55

Official Basketball Box Score -- Game Totals -- Final Statistics
Penn State vs Fordham
 11/14/18 7:00 pm at Rose Hill Gym (Bronx, NY)

Penn State 72 • 2-1

#	Player	Total			3-Ptr			Rebounds			PF	TP	A	TO	Blk	Stl	Min
		FG-FGA	FG-FGA	FT-FTA	FG-FGA	FG-FGA	FT-FTA	Off	Def	Tot							
01	Alisia Smith	f	7-10	0-0	2-2	4	4	8	3	16	1	1	2	0	28		
43	Bexley Wallace	f	0-0	0-0	0-0	0	0	0	1	0	0	0	0	0	4		
02	Amari Carter	g	1-8	1-4	2-2	0	5	2	5	3	1	1	0	0	33		
04	Siyeh Frazier	g	6-11	1-2	3-3	1	4	5	3	15	3	5	0	4	36		
11	Teniya Page	g	10-20	2-3	3-4	0	5	5	2	25	2	2	0	2	34		
03	Karisma Ortiz	f	3-6	0-0	0-0	0	7	7	1	6	5	1	0	2	31		
05	Kamaria McDaniel	f	1-7	0-4	0-0	0	1	1	2	2	1	0	0	0	24		
22	Leah Knizner	f	0-0	0-0	0-0	0	0	0	0	0	0	1	0	0	3		
24	Sam Breen	g	1-1	1-1	0-0	0	0	1	1	3	0	1	0	1	7		
	Team					0	0	0									
	Totals		29-63	5-14	9-11	5	27	32	15	72	15	12	3	9	200		

1st - FG %:	6-16	37.5%	2nd - 10-18	55.6%	3rd - 6-15	40.0%	4th - 7-14	50.0%	Game - 29-63	46.0%	Deadball	
3FG %:	1-6	16.7%	1-2	50.0%	1-3	33.3%	2-3	66.7%	5-14	35.7%	Rebounds	
FT %:	4-5	80.0%	0-1	0.0%	3-3	100.0%	2-2	100.0%	9-11	81.8%	Rebounds	4,5

Fordham 55 • 1-2

#	Player	Total			3-Ptr			Rebounds			PF	TP	A	TO	Blk	Stl	Min
		FG-FGA	FG-FGA	FT-FTA	FG-FGA	FG-FGA	FT-FTA	Off	Def	Tot							
24	Downey, Kaitlyn	f	4-15	1-6	2-3	2	9	11	2	11	2	1	0	1	35		
34	Goulding, Mary	f	5-13	1-3	0-0	5	4	9	4	11	0	1	0	0	36		
02	Holden, Lauren	g	1-8	1-5	0-0	0	1	1	1	3	3	4	0	0	40		
10	Cavanaugh, Bre	g	5-20	2-6	2-3	2	6	8	1	14	3	2	0	2	40		
20	Heremaia, Kendell	g	3-5														

GAME 5: PENN STATE 75, NORTH DAKOTA 68

Official Basketball Box Score -- Game Totals -- Final Statistics
North Dakota vs Penn State
11/21/18 2:01 PM at University Park, Pa. - Bryce Jordan Cntr

North Dakota 68 • 1-3

#	Player	Total			3-Ptr			Rebounds			PF	TP	A	TO	Blk	Stl	Min
		FG	FGA	FT	FTA	FG	FGA	FT	FTA	Off							
34	KLABO, Lexi	f	12-16	3-4	0-0	3	7	10	5	27	2	6	0	1	37		
15	DOOLEY, Faith	c	3-6	0-0	1-4	3	5	8	5	7	0	4	0	0	27		
04	MORTON, Jill	g	7-12	0-2	2-2	3	0	3	5	16	4	7	0	4	35		
12	JARNOT, Alaina	g	1-2	0-0	0-0	0	1	1	3	2	6	1	0	0	28		
22	STRAND, Bailey	g	2-12	1-7	0-0	0	1	1	2	5	1	0	0	0	36		
01	JARNOT, Jaclyn	g	0-0	0-0	0-0	0	0	0	0	0	0	1	0	0	1		
03	DALLEY, Melissa	g	0-1	0-1	0-0	0	0	0	1	0	0	0	0	0	3		
10	ORTH, Claire	g	3-5	0-2	0-0	0	1	1	1	6	1	0	0	1	10		
20	REINKE, Mikayla	g	0-0	0-0	0-0	0	1	1	4	0	1	2	0	0	8		
24	FLEECES, Julia	g	2-4	1-2	0-0	0	2	2	4	5	0	2	0	0	15		
Team						2	3	5									
Totals			30-58	5-18	3-6	11	21	32	30	68	15	23	0	6	200		

1st - FG %: 5-14 35.7% 2nd: 7-16 43.8% 3rd: 11-17 64.7% 4th: 7-11 63.6% Game: 30-58 51.7% Deadball Rebounds 2
3FG %: 1-9 11.1% 0-8 0.0% 1-4 25.0% 1-3 33.3% 5-18 27.8%
FT %: 1-2 50.0% 0-2 0.0% 0-0 0.0% 1-3 33.3% 3-6 50.0%

Penn State 75 • 4-1

#	Player	Total			3-Ptr			Rebounds			PF	TP	A	TO	Blk	Stl	Min
		FG	FGA	FT	FTA	FG	FGA	FT	FTA	Off							
01	Alisia Smith	f	7-9	0-0	3-4	5	3	8	4	17	0	3	0	1	31		
43	Bexley Wallace	f	0-0	0-0	0-0	0	0	0	1	0	0	0	1	0	9		
02	Amari Carter	g	3-8	1-3	6-6	1	1	2	0	13	5	0	0	3	38		
04	Siyeh Frazier	g	5-9	0-3	5-7	1	4	5	4	15	5	3	0	4	32		
11	Teniya Page	g	3-12	1-6	8-10	0	2	2	3	15	1	4	0	0	28		
03	Karisma Ortiz	g	0-1	0-0	0-0	0	1	1	2	0	2	3	1	1	25		
05	Kamaria McDaniel	g	3-9	1-6	2-5	0	2	2	1	9	1	2	0	1	17		
12	Kayleigh Semion	g	0-0	0-0	0-0	0	0	0	0	0	0	0	0	0	2		
33	Lauren Ebo	g	2-2	0-0	2-2	0	2	2	2	6	0	0	0	0	18		
Team						1	3	4									
Totals			23-50	3-18	26-34	8	18	26	17	75	14	15	2	10	200		

1st - FG %: 9-13 69.2% 2nd: 3-12 25.0% 3rd: 4-12 33.3% 4th: 7-13 53.8% Game: 23-50 46.0% Deadball Rebounds 6
3FG %: 1-2 50.0% 0-8 0.0% 1-4 25.0% 1-4 25.0% 3-18 16.7%
FT %: 7-8 87.5% 0-0 0.0% 3-6 50.0%

Officials: Jennifer Rezac, Starr Jefferson, Carmen Portorreal
Technical fouls: North Dakota-None. Penn State-None.
Attendance: 1881

Score by periods	1st	2nd	3rd	4th	Total
North Dakota	13	14	24	17	68
Penn State	26	6	12	31	75

Points	In	Off	2nd	Fast	Bench
UND	Paint	T/O	Chance	Break	
36	12	15	18	11	
34	37	11	19	15	

Last FG - UND 4th-00:33, PSU 4th-02:54.
Largest lead - UND by 11 4th-05:30, PSU by 13 1st-00:00.
UND led for 18:48, PSU led for 19:00. Game was tied for 02:09.

Score tied - 3 times.
Lead changed - 3 times.

GAME 6: STONY BROOK 81, PENN STATE 70

Official Basketball Box Score -- Game Totals -- Final Statistics
Stony Brook vs Penn State
11/25/18 2:06 PM at University Park, Pa. - Bryce Jordan Cntr

Stony Brook 81 • 4-1

#	Player	Total			3-Ptr			Rebounds			PF	TP	A	TO	Blk	Stl	Min
		FG	FGA	FT	FTA	FG	FGA	FT	FTA	Off							
03	GOUCHIE-PROVENCHÉ	f	1-5	1-2	0-0	1	1	2	4	3	0	2	0	1	11		
33	PAGAN, India	f	7-8	0-0	0-2	1	5	6	5	14	1	3	0	1	25		
11	MATTHEWS, Jerell	g	7-17	2-9	2-2	4	4	8	4	18	3	4	0	4	40		
15	JOHNSON, Shania	g	8-24	6-14	3-3	2	2	4	3	25	9	2	0	1	40		
24	ZEISE, Hailey	g	0-2	0-1	2-2	4	2	6	3	2	3	3	0	3	40		
04	WARREN, Anastasia	g	4-8	0-2	5-6	1	3	4	3	13	4	3	0	0	27		
12	SMITH, Kina	g	2-2	0-0	2-4	3	3	6	2	6	0	2	0	1	15		
30	DIXON, Kyra	g	0-0	0-0	0-0	0	0	0	0	0	0	0	0	0	2		
Team						2	1	3									
Totals			29-66	9-28	14-19	18	21	39	24	81	20	20	0	11	200		

1st - FG %: 8-20 40.0% 2nd: 9-18 50.0% 3rd: 7-14 50.0% 4th: 5-14 35.7% Game: 29-66 43.9% Deadball Rebounds 3
3FG %: 1-9 11.1% 6-10 60.0% 1-4 25.0% 1-5 20.0% 9-28 32.1%
FT %: 0-0 0.0% 2-2 100.0% 0-0 0.0% 12-17 70.6% 14-19 73.7%

Penn State 70 • 4-2

#	Player	Total			3-Ptr			Rebounds			PF	TP	A	TO	Blk	Stl	Min
		FG	FGA	FT	FTA	FG	FGA	FT	FTA	Off							
01	Alisia Smith	f	0-3	0-0	4-4	0	4	4	2	4	2	4	0	2	28		
33	Lauren Ebo	f	2-2	0-0	0-0	1	0	1	2	4	0	6	1	1	19		
02	Amari Carter	g	0-0	0-0	0-0	0	0	0	0	0	0	0	0	0	1		
04	Siyeh Frazier	g	3-6	0-1	0-0	1	3	4	5	6	1	3	0	3	21		
11	Teniya Page	g	12-22	1-6	9-11	0	3	3	1	34	2	3	0	1	40		
03	Karisma Ortiz	g	2-5	0-3	2-4	1	5	6	2	6	1	5	1	2	38		
05	Kamaria McDaniel	g	3-8	1-3	6-8	1	1	2	2	13	1	1	1	3	21		
12	Kayleigh Semion	g	0-1	0-1	0-0	0	1	1	1	1	0	1	0	0	12		
22	Leah Knizner	g	0-1	0-1	0-0	0	0	0	0	0	0	0	0	0	3		
43	Bexley Wallace	g	0-0	0-0	3-4	2	2	4	3	3	0	2	1	1	17		
Team						2	2	5									
Totals			22-48	2-15	24-31	9	21	30	18	70	7	22	4	12	200		

1st - FG %: 4-13 30.8% 2nd: 4-10 40.0% 3rd: 9-13 69.2% 4th: 5-12 41.7% Game: 22-48 45.8% Deadball Rebounds 3
3FG %: 0-4 0.0% 0-3 0.0% 0-2 0.0% 2-6 33.3% 2-15 13.3%
FT %: 1-2 50.0% 4-4 100.0% 7-7 100.0% 12-18 66.7% 24-31 77.4%

Officials: Mark Zentz, Tiffany Bird, Marcus Clayton
Technical fouls: Stony Brook-None. Penn State-None.
Attendance: 2018

Score by periods	1st	2nd	3rd	4th	Total
Stony Brook	17	26	15	23	81
Penn State	9	12	25	24	70

Points	In	Off	2nd	Fast	Bench
SBUBBB	Paint	T/O	Chance	Break	
36	23	11	20	19	
34	15	7	10	22	

Last FG - SBUBBB 4th-03:31, PSU 4th-00:04.
Largest lead - SBUBBB by 24 2nd-01:15, PSU None.
SBUBBB led for 38:23, PSU led for 00:00. Game was tied for 01:17.

Score tied - 0 times.
Lead changed - 0 times.

GAME 7: FLORIDA STATE 87, PENN STATE 58

Official Basketball Box Score -- Game Totals -- Final Statistics
Penn State vs Florida State
11/29/18 7:00 pm at the Tucker Center - Tallahassee, Florida

Penn State 58 • 4-3

#	Player	Total			3-Ptr			Rebounds			PF	TP	A	TO	Blk	Stl	Min
		FG	FGA	FT	FTA	FG	FGA	FT	FTA	Off							
33	Lauren Ebo	f	1-3	0-0	1-2	1	5	6	4	3	0	4	2	0	31		
03	Karisma Ortiz	g	1-2	0-1	0-0	2	2	4	1	2	4	2	0	1	34		
04	Siyeh Frazier	g	2-11	0-1	0-2	1	7	8	1	4	1	4	0	0	33		
05	Kamaria McDaniel	g	10-14	2-4	2-2	1	3	4	24	0	3	0	1	38			
11	Teniya Page	g	6-19	1-6	3-3	0	0	0	1	16	0	3	0	1	36		
12	Kayleigh Semion	g	0-1	0-1	0-0	0	0	0	0	0	0	0	0	0	2		
43	Bexley Wallace	g	4-5	0-0	1-2	1	4	5	1	9	0	2	0	0	26		
Team						2	1	3									
Totals			24-55	3-13	7-11	8	22	30	12	58	5	18	2	3	200		

1st - FG %: 9-15 60.0% 2nd: 5-10 50.0% 3rd: 5-13 38.5% 4th: 5-17 29.4% Game: 24-55 43.6% Deadball Rebounds 3
3FG %: 3-4 75.0% 0-1 0.0% 3-3 100.0% 0-5 0.0% 1-5 20.0% 3-13 23.1%
FT %: 0-0 0.0% 2-2 100.0% 4-3 80.0% 0-4 0.0% 0-4 0.0% 7-11 63.6%

Florida State 87 • 7-1

#	Player	Total			3-Ptr			Rebounds			PF	TP	A	TO	Blk	Stl	Min
		FG	FGA	FT	FTA	FG	FGA	FT	FTA	Off							
15	Gillespie, Kiah	f	12-15	3-5	0-1	1	4	5	2	27	1	4	0	1	29		
32	Myers, Valencia	f	4-5	0-0	3-4	4	10	14	3	11	1	4	1	0	25		
10	Weber, Kourtney	g	2-4	2-3	0-0	0	1	1	2	6	1	0	0	0	18		
12	Ekhomu, Nicki	g	4-10	3-5	0-0	0	1	1	1	11	6	2	0	2	29		
13	Woolfolk, N																

GAME 9: DUQUESNE 64, PENN STATE 58

Official Basketball Box Score -- Game Totals -- Final Statistics
Duquesne vs Penn State
12/5/18 7:01 PM at University Park, Pa. - Bryce Jordan Cntr

Duquesne 64 • 4-3

#	Player	Total			3-Ptr			Rebounds			PF	TP	A	TO	Blk	Stl	Min
		FG	FGA	FT	FTA	FG	FGA	FT	FTA	Off							
40	CANNON, Paige	f	4-8	1-3	1-2	4	8	12	4	10	3	3	1	0	0	30	
42	LASS, Kadri-Ann	f	5-10	0-1	0-0	0	8	11	10	2	1	2	2	31			
02	OMOGROSSO, Chassidy	g	2-7	0-2	0-0	0	3	3	4	2	4	0	1	28			
13	VOJINOVIC, Julijana	g	3-13	1-5	9-11	1	2	3	2	16	1	3	0	1	22		
21	BAZELAK, Libby	g	3-8	1-3	0-0	3	1	4	3	7	1	0	4	37			
11	BOVELL, Halle	g	0-0	0-0	0-0	1	0	1	0	0	0	0	1	7			
22	RICHARDSON, Conor	g	0-1	0-0	0-0	0	0	0	0	0	0	0	0	2			
31	SOLE, Laia	g	1-2	0-0	0-0	0	1	1	0	2	0	3	0	12			
35	KALIN, Amanda	g	6-9	2-4	1-2	1	3	4	0	15	1	0	1	0	31		
Team						1	2	3									
Totals			24-58	5-18	11-15	11	28	39	11	64	16	16	4	9	200		

1st FG %:	5-14	35.7%	2nd:	6-14	42.9%	3rd:	8-18	44.4%	4th:	5-12	41.7%	Game:	24-58	41.4%	Deadball
3FG %:	3-8	37.5%		1-3	33.3%		0-4	0.0%		1-3	33.3%		5-18	27.8%	Rebounds
FT %:	1-2	50.0%		1-2	50.0%		4-5	80.0%		5-6	83.3%		11-15	73.3%	3

Penn State 58 • 5-4

#	Player	Total			3-Ptr			Rebounds			PF	TP	A	TO	Blk	Stl	Min
		FG	FGA	FT	FTA	FG	FGA	FT	FTA	Off							
01	Alisia Smith	f	2-6	0-0	0-0	4	3	7	1	4	0	2	2	1	30		
03	Karisma Ortiz	g	1-6	0-3	0-0	1	2	3	5	2	1	3	1	29			
04	Siyeh Frazier	g	4-10	0-2	2-2	2	2	4	3	10	3	2	0	35			
05	Kamaria McDaniel	g	8-17	1-5	1-2	1	3	4	0	18	1	1	0	38			
11	Teniya Page	g	5-15	2-6	3-6	0	5	5	1	15	7	5	0	37			
22	Leah Knizner	g	0-2	0-2	0-0	0	1	1	0	0	0	0	0	5			
33	Lauren Ebo	g	4-5	0-0	0-0	2	3	5	4	8	0	2	0	20			
43	Bexley Wallace	g	0-1	0-0	1-2	0	1	1	0	1	0	0	0	6			
Team						2	4	6									
Totals			24-62	3-18	7-12	12	24	36	14	58	12	15	3	7	200		

1st FG %:	7-15	46.7%	2nd:	6-12	50.0%	3rd:	5-15	33.3%	4th:	6-20	30.0%	Game:	24-62	38.7%	Deadball
3FG %:	1-3	33.3%		1-2	50.0%		1-7	14.3%		0-6	0.0%		3-18	16.7%	Rebounds
FT %:	0-0	0.0%		1-2	50.0%		2-4	50.0%		4-6	66.7%		7-12	58.3%	3

Officials: Kevin Pethel, Kylie Galloway, Natasha Camy
Technical fouls: Duquesne-None. Penn State-None.
Attendance: 1989

Score by periods	1st	2nd	3rd	4th	Total
Duquesne	14	14	20	16	64
Penn State	15	14	13	16	58

Points	In	Off	2nd	Fast	Bench
DUQ	33	16	12	20	17
PSU	36	15	5	19	9

Last FG - DUQ 4th-01:53, PSU 4th-00:28.
Largest lead - DUQ by 8 4th-05:32, PSU by 6 2nd-07:30.
DUQ led for 19:43. PSU led for 15:27. Game was tied for 04:50.

Score tied - 5 times.
Lead changed - 3 times.

GAME 10: PENN STATE 80, ST. BONAVENTURE 65

Official Basketball Box Score -- Game Totals -- Final Statistics
St. Bonaventure vs Penn State
12/9/18 2:01 PM at University Park, Pa. - Bryce Jordan Cntr

St. Bonaventure 65 • 3-7

#	Player	Total			3-Ptr			Rebounds			PF	TP	A	TO	Blk	Stl	Min
		FG	FGA	FT	FTA	FG	FGA	FT	FTA	Off							
12	OLIVER, Amanda	f	1-3	0-0	0-0	1	7	8	2	2	0	1	0	1	28		
02	JOHNSON, Asiana	g	3-12	0-0	1-2	2	1	3	2	7	0	2	1	22			
10	MAYCOCK, McKenna	g	4-9	2-5	0-0	0	5	7	3	10	2	2	0	31			
11	FRANCIS, Deja	g	3-8	0-1	6-6	0	2	1	4	12	4	3	0	24			
20	LOGAN, Dajah	g	5-9	3-5	0-0	0	5	5	1	13	2	3	1	29			
03	MIGLIORE, Danielle	g	5-8	4-7	1-3	0	1	1	2	15	0	2	0	22			
14	JORNLIN, Carrie	g	0-1	0-1	0-0	0	0	0	1	0	0	0	0	3			
15	CALABRESE, Emily	g	0-1	0-0	2-2	0	2	0	2	4	2	1	0	10			
21	DEL MORAL, Claudia	g	1-3	0-0	1-2	0	3	3	0	3	2	2	0	16			
24	PAULSON, Bree	g	0-1	0-1	1-2	0	4	4	2	1	0	0	0	15			
Team						1	3	4									
Totals			22-55	9-20	12-17	8	30	38	21	65	11	16	2	5	200		

1st FG %:	4-14	28.6%	2nd:	7-12	58.3%	3rd:	8-14	57.1%	4th:	3-15	20.0%	Game:	22-55	40.0%	Deadball
3FG %:	2-7	28.6%		3-4	75.0%		3-5	60.0%		3-4	75.0%		9-20	45.0%	Rebounds
FT %:	4-6	66.7%		1-2	50.0%		3-4	75.0%		4-4	100.0%		12-17	70.6%	2

Penn State 80 • 6-4

#	Player	Total			3-Ptr			Rebounds			PF	TP	A	TO	Blk	Stl	Min
		FG	FGA	FT	FTA	FG	FGA	FT	FTA	Off							
01	Alisia Smith	f	2-7	0-0	0-0	0	2	2	5	4	0	2	1	0	17		
03	Karisma Ortiz	g	1-3	0-2	0-0	1	8	9	1	2	6	2	0	38			
04	Siyeh Frazier	g	6-13	1-2	4-4	2	2	4	4	17	2	2	1	27			
05	Kamaria McDaniel	g	1-8	0-3	3-5	0	1	1	4	5	1	0	1	14			
11	Teniya Page	g	6-17	3-8	8-10	0	1	1	0	23	4	1	0	37			
02	Amari Carter	g	4-8	4-6	0-0	1	2	3	2	12	3	1	0	27			
12	Kayleigh Semion	g	0-1	0-1	0-0	1	2	3	0	0	0	0	0	13			
33	Lauren Ebo	g	6-11	0-0	3-4	4	8	12	2	15	0	1	3	25			
43	Bexley Wallace	g	1-2	0-0	0-0	1	0	1	1	2	0	0	0	6			
Team						6	2	8									
Totals			27-70	8-22	18-23	16	28	44	19	80	16	9	6	6	200		

1st FG %:	3-13	23.1%	2nd:	9-20	45.0%	3rd:	10-17	58.8%	4th:	5-13	38.5%	Game:	27-70	38.6%	Deadball
3FG %:	0-2	0.0%		2-6	33.3%		5-9	55.6%		1-5	20.0%		8-22	36.4%	Rebounds
FT %:	5-5	100.0%		3-4	75.0%		0-0	0.0%		10-14	71.4%		18-23	78.3%	2

Officials: Michael McConnell, Mark Resch, Karleena Tobin
Technical fouls: St. Bonaventure-None. Penn State-None.
Attendance: 2152

Score by periods	1st	2nd	3rd	4th	Total
St. Bonaventure	14	18	22	11	65
Penn State	11	23	25	21	80

Points	In	Off	2nd	Fast	Bench
SBU	42	18	13	4	10
PSU	34	19	16	21	29

Last FG - SBU 4th-00:49, PSU 4th-00:15.
Largest lead - SBU by 7 1st-02:41, PSU by 15 4th-00:15.
SBU led for 15:52. PSU led for 22:12. Game was tied for 01:56.

Score tied - 6 times.
Lead changed - 9 times.

GAME 11: PENN STATE 80, AMERICAN 59

Official Basketball Box Score -- Game Totals -- Final Statistics
American vs Penn State
12/16/18 2:01 PM at University Park, Pa. - Bryce Jordan Cntr

American 59 • 4-5

#	Player	Total			3-Ptr			Rebounds			PF	TP	A	TO	Blk	Stl	Min
		FG	FGA	FT	FTA	FG	FGA	FT	FTA	Off							
44	Carl, Cecily	f	5-12	0-2	0-0	1	4	5	10	0	1	0	1	0	26		
03	Lewis, Kaitlyn	g	5-13	0-4	0-0	0	4	4	2	10	4	1	0	32			
12	Sanders, Indeya	g	0-0	0-0	1-2	0	2	2	3	1	4	1	1	0	22		
22	Marenyi, Kaitlyn	g	6-12	3-4	0-0	1	2	3	1	15	3	3	0	35			
23	Koskimies, Elina	g	4-12	2-3	2-2	2	3	5	2	12	3	0	0	35			
02	Bartner, Morgan	g	0-1	0-0	0-0	1	0	1	3	0	1	0	0	8			
04	Fisher, Emily	g	3-6	0-0	0-0	0	5	5	0	6	1	3	1	0	20		
10	Edwards, Jade	g	2-3	0-0	0-0	0	2	2	0	4	1	1	0	9			
14	Brown, Taylor	g	0-1	0-0	1-2	0	2	2	0	1	1	0	0	10			
21	Doring, Maddie	g	0-0	0-0	0-0	0	0	0	0	0	0	0	0	2			
24	Graytok, Laura	g	0-0	0-0	0-0	0	1	1	0	0	0	0	0	1			
Team						3	2	5									
Totals			25-60	5-13	4-6	8	27	35	16	59	17	12	2	2	200		

GAME 13: INDIANA 83, PENN STATE 75

Official Basketball Box Score -- Game Totals -- Final Statistics
Penn State vs Indiana
12/31/18 7:00 pm at

Penn State 75 • 7-6

#	Player	F	Total			3-Ptr			Rebounds			PF	TP	A	TO	Blk	Stl	Min
			FG	FGA	FT	FTA	FG	FGA	FT	FTA	Off							
01	Alisia Smith	f	5-8	0-0	5-5	3	3	6	3	15	0	3	1	0	0	0	23	
02	Amari Carter	g	2-12	0-3	1-2	0	3	3	4	5	2	1	1	0	0	36		
03	Karisma Ortiz	g	1-2	0-1	0-0	2	4	6	3	2	0	2	1	2	23			
04	Siyeh Frazier	g	5-6	0-0	1-2	0	5	5	5	11	1	1	1	0	16			
11	Teniya Page	g	6-11	2-2	10-10	1	7	8	4	24	3	4	0	2	36			
05	Kamaria McDaniel	f	5-9	2-3	2-3	0	3	3	4	14	0	2	0	0	26			
31	J. Travascio-Green	f	0-4	0-4	2-2	1	2	3	4	2	0	4	1	1	18			
33	Lauren Ebo	f	1-4	0-0	0-0	1	2	3	5	2	0	4	1	2	18			
43	Bexley Wallace	f	0-1	0-0	0-0	0	0	0	1	0	0	0	0	0	4			
Team						1	1	2										
Totals			25-57	4-13	21-24	9	30	39	33	75	6	21	5	7	200			
1st FG %:			6-15	40.0%	2nd:	4-18	22.2%	3rd:	11-12	91.7%	4th:	4-12	33.3%	Game:	25-57	43.9%	Deadball	
3FG %:			1-2	50.0%	1-5	20.0%	1-1	100.0%	1-5	20.0%	4-13	30.8%						
FT %:			1-1	100.0%	2-2	100.0%	7-9	77.8%	11-12	91.7%	21-24	87.5%						

Indiana 83 • 13-1

#	Player	F	Total			3-Ptr			Rebounds			PF	TP	A	TO	Blk	Stl	Min
			FG	FGA	FT	FTA	FG	FGA	FT	FTA	Off							
11	Kym Royster	f	1-2	0-0	1-1	3	0	3	3	3	0	2	0	0	0	14		
50	Brenna Wise	f	3-8	1-2	13-14	4	2	6	2	20	2	0	0	1	36			
01	Bendu Yeaney	g	2-12	0-0	5-6	2	1	3	4	9	1	3	1	34				
13	Jaelynn Penn	g	4-11	1-4	1-1	0	4	4	4	10	0	2	0	26				
14	Ali Patberg	g	9-18	2-5	6-9	1	7	8	3	26	4	4	0	39				
10	Aleksa Gulbe	f	2-6	0-0	4-4	1	3	4	3	8	1	1	1	22				
12	Linsay Marchese	f	1-1	0-0	1-2	0	1	1	1	3	1	0	1	8				
34	Grace Berger	f	2-6	0-0	0-0	0	5	5	1	4	1	2	0	21				
Team						3	2	5										
Totals			24-64	4-11	31-37	14	25	39	21	83	10	14	3	8	200			
1st FG %:			5-16	31.3%	2nd:	4-18	22.2%	3rd:	9-16	56.3%	4th:	6-14	42.9%	Game:	24-64	37.5%	Deadball	
3FG %:			0-0	0.0%	0-3	0.0%	2-3	66.7%	2-3	66.7%	4-11	36.4%						
FT %:			1-2	50.0%	8-8	100.0%	9-12	75.0%	13-15	86.7%	31-37	83.8%						

Officials: Doug Knight, Beverly Roberts, Tina Napier

Technical fouls: Penn State-Lauren Ebo; TEAM, Indiana-None.

Attendance: 4481

2018-19 Women's Basketball. Round: 0. Indiana vs Penn St.. Played at .

Score by periods	1st	2nd	3rd	4th	Total
Penn State	14	11	30	20	75
Indiana	11	16	29	27	83

Points In Off 2nd Fast

Penn State 32 14 9 13 18

IND 32 25 11 15 15

Score tied - 10 times.

Largest lead - PSU by 7 1st-05:56, IND by 9 4th-02:41.

PSU led for 19:41, IND led for 16:29. Game was tied for 03:50.

Score tied - 10 times.

Lead changed - 11 times.

GAME 14: PENN STATE 71, WISCONSIN 64

Official Basketball Box Score -- Game Totals -- Final Statistics
Wisconsin vs Penn State
1/3/19 7:01 PM at University Park, Pa. - Bryce Jordan Cntr

Wisconsin 64 • 10-5, 1-2

#	Player	F	Total			3-Ptr			Rebounds			PF	TP	A	TO	Blk	Stl	Min
			FG	FGA	FT	FTA	FG	FGA	FT	FTA	Off							
11	Howard,Marsha	f	6-14	0-0	8-10	6	9	15	4	20	3	4	1	1	35			
34	Lewis,Imani	f	4-13	0-1	3-6	3	3	6	3	11	1	3	1	0	26			
02	Karlis,Kelly	g	0-4	0-1	4-4	3	4	7	3	4	2	1	2	32				
10	Van Leeuwen,Kendra	g	0-2	0-0	0-0	0	0	0	0	4	0	1	0	0	29			
22	Beverley,Niya	g	3-7	0-1	1-1	0	3	3	1	7	5	0	0	36				
03	Gilreath,Suzanne	f	4-11	2-7	0-0	0	1	1	2	10	0	0	1	17				
14	Laszewski,Abby	f	3-5	0-0	3-6	1	3	4	2	9	0	1	1	17				
20	Bragg,Diamond	f	0-1	0-0	0-0	0	0	0	0	1	0	0	0	0	4			
23	Hale,Jasmine	f	0-1	0-1	0-0	0	0	0	0	1	0	1	0	1				
44	Luehring,Alex	f	1-4	1-4	0-0	0	1	1	0	3	0	0	0	12				
Team						2	4	6										
Totals			21-62	3-15	19-27	15	28	43	21	64	12	16	5	4	200			
1st FG %:			6-18	33.3%	2nd:	5-16	31.3%	3rd:	6-13	46.2%	4th:	4-15	26.7%	Game:	21-62	33.9%	Deadball	
3FG %:			1-3	33.3%	1-6	16.7%	0-1	0.0%	1-5	20.0%	3-15	20.0%						
FT %:			6-9	66.7%	4-6	66.7%	2-4	50.0%	19-27	70.4%								

Penn State 71 • 8-6, 1-2

#	Player	F	Total			3-Ptr			Rebounds			PF	TP	A	TO	Blk	Stl	Min
			FG	FGA	FT	FTA	FG	FGA	FT	FTA	Off							
01	Alisia Smith	f	1-10	0-0	3-5	3	5	8	4	5	0	2	0	1	27			
02	Amari Carter	g	5-11	3-6	0-0	0	0	0	3	13	3	1	1	34				
03	Karisma Ortiz	g	1-6	0-2	0-0	3	5	8	2	2	1	1	2	22				
04	Siyeh Frazier	g	5-10	0-1	0-0	5	6	11	2	10	2	2	0	32				
11	Teniya Page	g	6-16	1-5	10-12	0	4	4	0	23	3	1	0	37				
05	Kamaria McDaniel	f	4-8	1-5	2-2	0	1	1	4	11	1	3	1	19				
31	J. Travascio-Green	f	1-2	0-1	0-0	2	2	2	1	2	0	0	1	7				
33	Lauren Ebo	f	2-3	0-0	1-6	3	2	5	4	5	0	1	1	20				
43	Bexley Wallace	f	0-1	0-0	0-0	0	0	0	0	0	0	0	0	2				
Team						3	3	6										
Totals			25-67	5-20	16-25	17	28	45	20	71	10	11	6	6	200			
1st FG %:			7-18	38.9%	2nd:	9-20	45.0%	3rd:	5-18	27.8%	4th:	4-11	36.4%	Game:	25-67	37.3%	Deadball	
3FG %:			1-4	25.0%	2-9	22.2%	1-4	25.0%	1-3	33.3%	5-20	25.0%						
FT %:			0-0	0.0%	2-4	50.0%	2-4	50.0%	13-18	72.2%	16-25	64.0%						

Officials: Jesse Dickerson, Maggie Tieman, Nykesha Thompson

Technical fouls: Wisconsin-None. Penn State-None.

Attendance: 2093

Score by periods	1st	2nd	3rd	4th	Total
Wisconsin	19	12	16	17	64
Penn State	15	21	13	22	71

Points In Off 2nd Fast

Wisconsin 30 9 9 4 22

PSU 28 17 14 12 18

Score tied - 2 times.

Largest lead - WIS by 7 2nd-07:11, PSU by 9 4th-05:33.

WIS led for 10:55, PSU led for 27:54. Game was tied for 01:05.

Score tied - 2 times.

Lead changed - 6 times.

GAME 15: RUTGERS 74, PENN STATE 61

Official Basketball Box Score -- Game Totals -- Final Statistics
Penn State vs Rutgers
01/06/19 4:00 pm at

Penn State 61 • 8-7

#	Player	F	Total			3-Ptr			Rebounds			PF	TP	A	TO	Blk	Stl	Min
			FG	FGA	FT	FTA	FG	FGA	FT	FTA	Off							
01	Alisia Smith	f	4-9	0-0	7-9	4	6	10	3	15	0	2	0	1	36			
02	Amari Carter	g	3-9	1-3	0-0	0	1	1	2	7	0	3	0	38				
03	Karisma Ortiz	g	0-2	0-0	0-0	0	4	4	2	0	3	2	1	19				
04	Siyeh Frazier	g	2-6	0-0	4-8	3	3	6	4	8	3	2	0	1	22			
11	Teniya Page	g	6-16	4-6	7-8	0	1	1	0	23	3	1	1	40				
05	Kamaria McDaniel	f	1-1	0-0	1-1	0	0	0	1	3	0	3	0	7				
31	J. Travascio-Green	f	2-5	1-4	0-0	0	1	1	4	5	1	2	0	28				
33	Lauren Ebo	f	0-1	0-0	0-0	1	2	2	0	0	1	0	0	9				
43	Bexley Wallace	f	0-0	0-0	0-0	0	0	0	0	0	0	0	0	1				
Team						1	3	4										
Totals			18-49	6-13	19-26	9	21	30	18	61	10	16	2	7	200			
1st FG %:			6-13	46.2%	2nd:	5-17	29.4%	3rd:	3-8	37.5%	4th:	4-11	36.4%	Game:				

GAME 17: OHIO STATE 76, PENN STATE 71 (OT)

Official Basketball Box Score -- Game Totals -- Final Statistics
 Ohio State vs Penn State
 1/17/19 7:01 PM at University Park, Pa. - Bryce Jordan Cntr

Ohio State 76 • 7-8, 3-3

#	Player	Total			3-Ptr			Rebounds			PF	TP	A	TO	Blk	Stl	Min
		FG	FGA	FT	FTA	FG	FGA	FT	FTA	Off							
14	Dorka Juhasz	f	7-11	2-3	3-7	4	7	11	1	19	1	8	1	0	34		
24	Makayla Waterman	f	4-8	2-3	0-0	2	2	4	4	10	1	1	1	1	40-		
01	Carmen Grande	g	3-11	2-6	0-0	0	2	2	4	8	12	2	0	1	41		
03	Janai Crooms	g	12-15	1-2	2-3	0	8	8	1	27	3	6	1	3	40		
10	Carly Santoro	g	1-7	1-5	2-2	0	2	2	2	5	1	2	0	0	29		
15	Adreana Miller		0-1	0-0	2-2	0	0	0	3	2	1	0	0	0	15		
23	Najah Queenland		1-2	1-1	0-0	0	1	1	2	3	0	2	0	0	10		
32	Aaliyah Patty		0-4	0-2	0-0	0	1	1	1	0	0	0	2	1	12		
33	Jensen Caretti		1-3	0-0	0-0	0	0	0	0	2	0	0	0	1	4		
Team						1			7			8					
Totals			29-62	9-22	9-14	7	30	37	18	76	19	21	5	7	225		

1st	FG %:	8-17	47.1%	2nd:	6-12	50.0%	3rd:	4-12	33.3%	4th:	8-14	57.1%	Game:	29-62	46.8%	Deadball
	3FG %:	3-8	37.5%		1-3	33.3%		0-3	0.0%		4-6	66.7%		9-22	40.9%	Rebounds
	FT %:	1-2	50.0%		4-5	80.0%		0-0	0.0%		2-4	50.0%		9-14	64.3%	3

Penn State 71 • 9-8, 2-4

#	Player	Total			3-Ptr			Rebounds			PF	TP	A	TO	Blk	Stl	Min
		FG	FGA	FT	FTA	FG	FGA	FT	FTA	Off							
01	Alisia Smith	f	0-1	0-0	3-4	0	0	0	3	3	0	1	1	0	29		
02	Amari Carter	g	6-14	0-3	0-0	0	9	9	3	12	3	1	1	3	40		
03	Karisma Ortiz	g	4-6	3-5	1-2	0	5	5	4	12	3	5	0	1	37		
04	Siyeh Frazier	g	5-6	0-0	1-3	1	2	3	3	11	2	1	2	1	25		
11	Teniya Page	g	5-20	3-8	6-9	1	2	3	1	19	4	4	0	2	42		
05	Kamaria McDaniel		1-4	1-2	0-0	0	2	2	0	3	1	1	0	0	7		
31	J. Travascio-Green		2-6	2-5	3-4	1	2	3	3	9	0	1	1	0	27		
33	Lauren Ebo		1-1	0-0	0-0	1	4	5	1	2	0	2	0	1	16		
43	Bexley Wallace		0-0	0-0	0-0	0	0	0	0	0	0	0	0	0	2		
Team						0			2			2					
Totals			24-58	9-23	14-22	4	28	32	18	71	13	17	5	8	225		

1st	FG %:	8-14	57.1%	2nd:	6-13	46.2%	3rd:	4-11	36.4%	4th:	5-14	35.7%	Game:	24-58	41.4%	Deadball
	3FG %:	2-5	40.0%		3-3	100.0%		1-4	25.0%		3-8	37.5%		9-23	39.1%	Rebounds
	FT %:	0-0	0.0%		2-6	33.3%		10-12	83.3%		0-0	0.0%		14-22	63.6%	8

Officials: Jesse Dickerson, Kevin Pethtel, Tiana Cruse
 Technical fouls: Ohio State-None, Penn State-None.
 Attendance: 2090

Score by periods	1st	2nd	3rd	4th	OT	Total	Points	In	Off	2nd	Fast
Ohio State	20	17	8	22	9	76	OSU	38	20	5	6
Penn State	18	17	19	13	4	71	PSU	14	17	3	9

Last FG - OSU OT-00:11, PSU OT-04:27. Score tied - 7 times.
 Largest lead - OSU by 8 3rd-07:25, PSU by 18 4th-07:01. Lead changed - 6 times.
 OSU led for 16:42, PSU led for 21:36. Game was tied for 05:53.

**2018-19 Penn State Women's Basketball
Penn State Season Schedule/Results & Leaders (as of Jan 18, 2019)
All games**

RECORD:	OVERALL	HOME	AWAY	NEUTRAL
ALL GAMES	9-8	8-5	1-3	0-0
CONFERENCE	2-4	2-2	0-2	0-0
NON-CONFERENCE	7-4	6-3	1-1	0-0

Date	Opponent	Score	Att. High Points	High Rebounds
11/08/18	PROVIDENCE	W 74-72	2115 (15)Amari Carter	(7)Sam Breen (7)Alisia Smith
11/11/18	#24 CALIFORNIA	58-75 L	2406 (17)Siyeh Frazier	(11)Alisia Smith
11/14/18	at Fordham	W 72-55	639 (25)Teniya Page	(8)Alisia Smith
11/18/18	PRINCETON	Wot 79-71	2026 (23)Teniya Page	(11)Alisia Smith
11/21/18	NORTH DAKOTA	W 75-68	1881 (17)Alisia Smith	(8)Alisia Smith
11/25/18	STONY BROOK	70-81 L	2018 (34)Teniya Page	(6)Karisma Ortiz
11/29/18	at Florida State	58-87 L	2501 (24)Kamaria McDaniel	(8)Siyeh Frazier
12/2/18	JACKSONVILLE	W 80-61	2121 (27)Teniya Page	(14)Alisia Smith
12/5/18	DUQUESNE	58-64 L	1989 (18)Kamaria McDaniel	(7)Alisia Smith
12/9/18	ST. BONAVENTURE	W 80-65	2152 (23)Teniya Page	(12)Lauren Ebo
12/16/18	AMERICAN	W 80-59	2257 (18)Amari Carter	(12)Lauren Ebo
12/28/18	*#4 MARYLAND	61-77 L	2259 (24)Teniya Page	(8)Kamaria McDaniel
12/31/18	*at Indiana	75-83 L	4481 (24)Teniya Page	(8)Teniya Page
1/3/19	*WISCONSIN	W 71-64	2093 (23)Teniya Page	(11)Siyeh Frazier
01/06/19	*at Rutgers	61-74 L	1868 (23)Teniya Page	(10)Alisia Smith
1/12/19	*ILLINOIS	W 62-48	2472 (14)Alisia Smith	(11)Alisia Smith
1/17/19	*OHIO STATE	71-76 Lot	2090 (19)Teniya Page	(9)Amari Carter

* - Conference game

Attendance Summary	Games	Attend	Avg/Game
Home	13	27879	2145
Away	4	9489	2372
Neutral	0	0	0
Total	17	37368	2198

**2018-19 Penn State Women's Basketball
Penn State Team Game-by-Game (as of Jan 18, 2019)
All games**

TEAM STATISTICS

Opponent	Date	Score		Total		3-Pointers		Free throws		Rebounds				pf	a	t/o	blk	stl	pts	avg
				fg-fga	pct	3fg-fga	pct	ft-fta	pct	off	def	tot	avg							
PROVIDENCE	11/08/18	74-72	W	27-62	.435	5-15	.333	15-19	.789	15	31	46	46.0	20	13	22	3	9	74	74.0
#24 CALIFORNIA	11/11/18	58-75	L	21-72	.292	5-21	.238	11-15	.733	19	21	40	43.0	19	13	15	5	9	58	66.0
at Fordham	11/14/18	72-55	W	29-63	.460	5-14	.357	9-11	.818	5	27	32	39.3	15	15	12	3	9	72	68.0
PRINCETON	11/18/18	79-71	Wot	23-59	.390	5-15	.333	28-34	.824	12	37	49	41.8	19	12	21	5	8	79	70.8
NORTH DAKOTA	11/21/18	75-68	W	23-50	.460	3-18	.167	26-34	.765	8	18	26	38.6	17	14	15	2	10	75	71.6
STONY BROOK	11/25/18	70-81	L	22-48	.458	2-15	.133	24-31	.774	9	21	30	37.2	18	7	22	4	12	70	71.3
at Florida State	11/29/18	58-87	L	24-55	.436	3-13	.231	7-11	.636	8	22	30	36.1	12	5	18	2	3	58	69.4
JACKSONVILLE	12/2/18	80-61	W	28-68	.412	9-20	.450	15-20	.750	14	29	43	37.0	20	16	19	15	13	80	70.8
DUQUESNE	12/5/18	58-64	L	24-62	.387	3-18	.167	7-12	.583	12	24	36	36.9	14	12	15	3	7	58	69.3
ST. BONAVENTURE	12/9/18	80-65	W	27-70	.386	8-22	.364	18-23	.783	16	28	44	37.6	19	16	9	6	6	80	70.4
AMERICAN	12/16/18	80-59	W	32-73	.438	5-22	.227	11-16	.688	14	28	42	38.0	11	22	5	6	7	80	71.3
#4 MARYLAND	12/28/18	61-77	L	22-62	.355	7-25	.280	10-19	.526	9	20	29	37.2	19	7	15	2	5	61	70.4
at Indiana	12/31/18	75-83	L	25-57	.439	4-13	.308	21-24	.875	9	30	39	37.4	33	6	21	5	7	75	70.8
WISCONSIN	1/3/19	71-64	W	25-67	.373	5-20	.250	16-25	.640	17	28	45	37.9	20	10	11	6	6	71	70.8
at Rutgers	01/06/19	61-74	L	18-49	.367	6-13	.462	19-26	.731	9	21	30	37.4	18	10	16	2	7	61	70.1
ILLINOIS	1/12/19	62-48	W	23-57	.404	5-20	.250	11-14	.786	8	28	36	37.3	11	15	12	3	9	62	69.6
OHIO STATE	1/17/19	71-76	Lot	24-58	.414	9-23	.391	14-22	.636	4	28	32	37.0	18	13	17	5	8	71	69.7
Penn State		1185		417-1032	.404	89-307	.290	262-356	.736	188	441	629	37.0	303	206	265	77	135	1185	69.7
Opponents		1180		437-1068	.409	107-329	.325	199-274	.726	212	458	670	39.4	328	245	286	56	127	1180	69.4

Games played: 17
Points/game: 69.7
FG Pct: 40.4
3FG Pct: 29.0
FT Pct: 73.6

Rebounds/game: 37.0
Assists/game: 12.1
Turnovers/game: 15.6
Assist/turnover ratio: 0.8
Steals/game: 7.9
Blocks/game: 4.5

**2018-19 Penn State Women's Basketball
Penn State Team High/Low Analysis (as of Jan 18, 2019)
All games**

Penn State - TEAM GAME HIGHS

POINTS	80	AMERICAN (12/16/18)
	80	ST. BONAVENTURE (12/9/18)
	80	JACKSONVILLE (12/2/18)
	79	PRINCETON (11/18/18)
	75	at Indiana (12/31/18)
	75	NORTH DAKOTA (11/21/18)
FIELD GOALS MADE	32	AMERICAN (12/16/18)
	29	at Fordham (11/14/18)
FIELD GOAL ATTEMPTS	73	AMERICAN (12/16/18)
	72	#24 CALIFORNIA (11/11/18)
FIELD GOAL PERCENTAGE	.460 (29-63)	at Fordham (11/14/18)
	.460 (23-50)	NORTH DAKOTA (11/21/18)
3 PT FIELD GOALS MADE	9	OHIO STATE (1/17/19)
	9	JACKSONVILLE (12/2/18)
3 PT FG ATTEMPTS	25	#4 MARYLAND (12/28/18)
	23	OHIO STATE (1/17/19)
3 PT FG PERCENTAGE	.462 (6-13)	at Rutgers (01/06/19)
	.450 (9-20)	JACKSONVILLE (12/2/18)
FREE THROWS MADE	28	PRINCETON (11/18/18)
	26	NORTH DAKOTA (11/21/18)
FREE THROW ATTEMPTS	34	NORTH DAKOTA (11/21/18)
	34	PRINCETON (11/18/18)
FREE THROW PERCENTAGE	.875 (21-24)	at Indiana (12/31/18)
	.824 (28-34)	PRINCETON (11/18/18)
REBOUNDS	49	PRINCETON (11/18/18)
	46	PROVIDENCE (11/08/18)
ASSISTS	22	AMERICAN (12/16/18)
	16	ST. BONAVENTURE (12/9/18)
	16	JACKSONVILLE (12/2/18)
STEALS	13	JACKSONVILLE (12/2/18)
	12	STONY BROOK (11/25/18)
BLOCKED SHOTS	15	JACKSONVILLE (12/2/18)
	6	WISCONSIN (1/3/19)
	6	AMERICAN (12/16/18)
	6	ST. BONAVENTURE (12/9/18)
TURNOVERS	22	STONY BROOK (11/25/18)
	22	PROVIDENCE (11/08/18)
FOULS	33	at Indiana (12/31/18)
	20	WISCONSIN (1/3/19)
	20	JACKSONVILLE (12/2/18)
	20	PROVIDENCE (11/08/18)

**2018-19 Penn State Women's Basketball
Penn State Player High/Low Analysis (as of Jan 18, 2019)
All games**

Penn State - INDIVIDUAL GAME HIGHS

Points	34		Teniya Page vs Stony Brook (11/25/18)
	27		Teniya Page vs Jacksonville (12/2/18)
	25		Teniya Page at Fordham (11/14/18)
	24		Teniya Page at Indiana (12/31/18)
	24		Teniya Page vs #4 Maryland (12/28/18)
	24		Kamaria McDaniel at Florida State (11/29/18)
Field Goals Made	12		Teniya Page vs Stony Brook (11/25/18)
	10		Teniya Page vs #4 Maryland (12/28/18)
	10		Kamaria McDaniel at Florida State (11/29/18)
	10		Teniya Page at Fordham (11/14/18)
Field Goal Att.	22		Teniya Page vs Stony Brook (11/25/18)
	20		Teniya Page vs Ohio State (1/17/19)
	20		Teniya Page at Fordham (11/14/18)
FG Pct (min 5 made)	.875	(7-8)	Alisia Smith vs American (12/16/18)
	.833	(5-6)	Siyeh Frazier vs Ohio State (1/17/19)
	.833	(5-6)	Siyeh Frazier at Indiana (12/31/18)
3-Point FG Made	5		Teniya Page vs Jacksonville (12/2/18)
	4		Teniya Page at Rutgers (01/06/19)
	4		Amari Carter vs St. Bonaventure (12/9/18)
	4		Kamaria McDaniel vs Jacksonville (12/2/18)
	4		Amari Carter vs Princeton (11/18/18)
3-Point FG Att.	9		Teniya Page vs #4 Maryland (12/28/18)
	9		Teniya Page vs Jacksonville (12/2/18)
3-Pt FG Pct (min 2 made)	1.000	(2-2)	Siyeh Frazier vs Illinois (1/12/19)
	1.000	(2-2)	Teniya Page at Indiana (12/31/18)
Free Throws Made	10		Teniya Page vs Wisconsin (1/3/19)
	10		Teniya Page at Indiana (12/31/18)
	10		Alisia Smith vs Princeton (11/18/18)
Free Throw Att.	12		Teniya Page vs Wisconsin (1/3/19)
	11		Teniya Page vs Stony Brook (11/25/18)
	11		Teniya Page vs Princeton (11/18/18)
FT Pct (min 3 made)	1.000	(10-10)	Teniya Page at Indiana (12/31/18)
	1.000	(10-10)	Alisia Smith vs Princeton (11/18/18)
	1.000	(6-6)	Amari Carter vs North Dakota (11/21/18)
	1.000	(5-5)	Alisia Smith at Indiana (12/31/18)
	1.000	(5-5)	Teniya Page vs American (12/16/18)
	1.000	(4-4)	J. Travascio-Green vs Illinois (1/12/19)
	1.000	(4-4)	Amari Carter vs American (12/16/18)
	1.000	(4-4)	Siyeh Frazier vs St. Bonaventure (12/9/18)
	1.000	(4-4)	Alisia Smith vs Stony Brook (11/25/18)
	1.000	(4-4)	Kamaria McDaniel vs Providence (11/08/18)
	1.000	(3-3)	Teniya Page at Florida State (11/29/18)
	1.000	(3-3)	Siyeh Frazier vs #24 California (11/11/18)
	1.000	(3-3)	Kamaria McDaniel vs #24 California (11/11/18)
Rebounds	14		Alisia Smith vs Jacksonville (12/2/18)
	12		Lauren Ebo vs American (12/16/18)
	12		Lauren Ebo vs St. Bonaventure (12/9/18)
Assists	8		Teniya Page vs American (12/16/18)

**2018-19 Penn State Women's Basketball
Penn State Points-Rebounds-Assists (as of Jan 18, 2019)
All games**

Opponent	Date	Score		01	02	03	04	05	11	12
				SMITH,ALIS	CARTER,AMA	ORTIZ,KARI	FRAZIER,SI	MCDANIEL,K	PAGE,TENIY	SEMION,KAY
PROVIDENCE	11/08/18	74-72	w	13-7-0	15-5-1	0-3-1	10-3-3	12-6-4	13-2-3	DNP
#24 CALIFORNIA	11/11/18	58-75	L	10-11-0	5-4-4	4-4-1	17-2-0	7-2-1	10-6-4	DNP
at Fordham	11/14/18	72-55	w	16-8-1	5-5-3	6-7-5	15-5-3	2-1-1	25-5-2	DNP
PRINCETON	11/18/18	79-71	w	16-11-1	17-5-2	7-4-2	11-7-2	5-5-0	23-6-4	0-1-0
NORTH DAKOTA	11/21/18	75-68	w	17-8-0	13-2-5	0-1-2	15-5-5	9-2-1	15-2-1	0-0-0
STONY BROOK	11/25/18	70-81	L	4-4-1	0-0-0	6-6-1	6-4-1	13-2-1	34-3-2	0-1-1
at Florida State	11/29/18	58-87	L	DNP	DNP	2-4-4	4-8-1	24-4-0	16-0-0	0-0-0
JACKSONVILLE	12/2/18	80-61	w	11-14-2	DNP	2-4-4	14-4-2	17-3-2	27-6-4	0-0-1
DUQUESNE	12/5/18	58-64	L	4-7-0	DNP	2-3-1	10-4-3	18-4-1	15-5-7	DNP
ST. BONAVENTURE	12/9/18	80-65	w	4-2-0	12-3-3	2-9-6	17-4-2	5-1-1	23-1-4	0-3-0
AMERICAN	12/16/18	80-59	w	14-5-1	18-4-6	3-6-2	6-5-1	13-1-2	17-5-8	0-0-0
#4 MARYLAND	12/28/18	61-77	L	2-4-0	4-1-2	3-1-0	5-3-0	16-8-3	24-5-2	DNP
at Indiana	12/31/18	75-83	L	15-6-0	5-3-2	2-6-0	11-5-1	14-3-0	24-8-3	DNP
WISCONSIN	1/3/19	71-64	w	5-8-0	13-0-3	2-8-1	10-11-2	11-1-1	23-4-3	DNP
at Rutgers	01/06/19	61-74	L	15-10-0	7-1-0	0-4-3	8-6-3	3-0-0	23-1-3	DNP
ILLINOIS	1/12/19	62-48	w	14-11-1	9-4-0	6-4-5	11-4-0	0-2-1	13-1-7	DNP
OHIO STATE	1/17/19	71-76	L	3-0-0	12-9-3	12-5-3	11-3-2	3-2-1	19-3-4	DNP

Opponent	Date	Score		22	24	31	33	34	43
				KNIZNER,LE	BREEN,SAM	TRAVASCIO-	EBO,LAUREN	MCMURTRY,S	WALLACE,BE
PROVIDENCE	11/08/18	74-72	w	DNP	9-7-1	DNP	0-6-0	DNP	2-5-0
#24 CALIFORNIA	11/11/18	58-75	L	DNP	0-2-2	DNP	1-4-1	DNP	4-3-0
at Fordham	11/14/18	72-55	w	0-0-0	3-1-0	DNP	DNP	DNP	0-0-0
PRINCETON	11/18/18	79-71	w	DNP	0-1-0	DNP	0-4-0	DNP	0-0-1
NORTH DAKOTA	11/21/18	75-68	w	DNP	DNP	DNP	6-2-0	DNP	0-0-0
STONY BROOK	11/25/18	70-81	L	0-0-0	DNP	DNP	4-1-0	DNP	3-4-0
at Florida State	11/29/18	58-87	L	DNP	DNP	DNP	3-6-0	DNP	9-5-0
JACKSONVILLE	12/2/18	80-61	w	0-0-0	DNP	DNP	9-5-0	DNP	0-1-1
DUQUESNE	12/5/18	58-64	L	0-1-0	DNP	DNP	8-5-0	DNP	1-1-0
ST. BONAVENTURE	12/9/18	80-65	w	DNP	DNP	DNP	15-12-0	DNP	2-1-0
AMERICAN	12/16/18	80-59	w	0-0-0	DNP	DNP	9-12-2	0-0-0	0-0-0
#4 MARYLAND	12/28/18	61-77	L	DNP	DNP	5-1-0	2-4-0	DNP	0-0-0
at Indiana	12/31/18	75-83	L	DNP	DNP	2-3-0	2-3-0	DNP	0-0-0
WISCONSIN	1/3/19	71-64	w	DNP	DNP	2-2-0	5-5-0	DNP	0-0-0
at Rutgers	01/06/19	61-74	L	DNP	DNP	5-1-1	0-3-0	DNP	0-0-0
ILLINOIS	1/12/19	62-48	w	DNP	DNP	7-2-0	2-4-1	0-0-0	DNP
OHIO STATE	1/17/19	71-76	L	DNP	DNP	9-3-0	2-5-0	DNP	0-0-0

**2018-19 Penn State Women's Basketball
Penn State Combined Team Statistics (as of Jan 18, 2019)
Conference games only**

RECORD:	OVERALL	HOME	AWAY	NEUTRAL
ALL GAMES	2-4	2-2	0-2	0-0
CONFERENCE	2-4	2-2	0-2	0-0
NON-CONFERENCE	0-0	0-0	0-0	0-0

#	Player	gp-gs	min	avg	Total		3-Point		F-Throw		Rebounds				pf	dq	a	to	blk	stl	pts	avg
					fg-fga	fg%	3fg-fga	3fg%	ft-fa	ft%	off	def	tot	avg								
11	Teniya Page	6-6	229	38.2	38-92	.413	14-35	.400	36-43	.837	2	20	22	3.7	11	0	22	15	1	8	126	21.0
04	Siyeh Frazier	6-6	138	23.0	22-41	.537	2-4	.500	10-18	.556	11	21	32	5.3	20	1	8	12	3	4	56	9.3
01	Alisia Smith	6-6	174	29.0	16-42	.381	0-0	.000	22-31	.710	17	22	39	6.5	17	0	1	13	3	4	54	9.0
02	Amari Carter	6-6	216	36.0	22-65	.338	5-21	.238	1-2	.500	0	18	18	3.0	15	0	10	7	3	9	50	8.3
05	Kamaria McDaniel	6-0	101	16.8	17-40	.425	6-19	.316	7-9	.778	3	13	16	2.7	12	0	6	11	1	4	47	7.8
31	J. Travascio-Green	6-0	114	19.0	7-30	.233	5-24	.208	11-12	.917	3	9	12	2.0	13	0	1	8	5	1	30	5.0
03	Karisma Ortiz	6-6	144	24.0	9-24	.375	4-11	.364	3-5	.600	5	23	28	4.7	12	0	12	15	4	7	25	4.2
33	Lauren Ebo	6-0	97	16.2	6-14	.429	0-0	.000	1-10	.100	7	17	24	4.0	17	1	1	10	3	5	13	2.2
34	Sarah McMurtry	1-0	1	1.0	0-0	.000	0-0	.000	0-0	.000	0	0	0	0.0	0	0	0	0	0	0	0	0.0
43	Bexley Wallace	5-0	11	2.2	0-2	.000	0-0	.000	0-0	.000	0	0	0	0.0	2	0	0	0	0	0	0	0.0
Team											8	12	20				1					
Total.....		6	1225		137-350	.391	36-114	.316	91-130	.700	56	155	211	35.2	119	2	61	92	23	42	401	66.8
Opponents.....		6	1225		147-360	.408	30-96	.313	98-131	.748	72	172	244	40.7	114	-	82	101	26	45	422	70.3

TEAM STATISTICS	PSU	OPP	Date	Opponent	Score	Att.
SCORING	401	422	* 12/28/18	#4 MARYLAND	L 61-77	2259
Points per game	66.8	70.3	* 12/31/18	at Indiana	L 75-83	4481
Scoring margin	-3.5	-	* 1/3/19	WISCONSIN	W 71-64	2093
FIELD GOALS-ATT	137-350	147-360	* 01/06/19	at Rutgers	L 61-74	1868
Field goal pct	.391	.408	* 1/12/19	ILLINOIS	W 62-48	2472
3 POINT FG-ATT	36-114	30-96	* 1/17/19	OHIO STATE	Lot 71-76	2090
3-point FG pct	.316	.313				
3-pt FG made per game	6.0	5.0				
FREE THROWS-ATT	91-130	98-131				
Free throw pct	.700	.748				
F-Throws made per game	15.2	16.3				
REBOUNDS	211	244				
Rebounds per game	35.2	40.7				
Rebounding margin	-5.5	-				
ASSISTS	61	82				
Assists per game	10.2	13.7				
TURNOVERS	92	101				
Turnovers per game	15.3	16.8				
Turnover margin	+1.5	-				
Assist/turnover ratio	0.7	0.8				
STEALS	42	45				
Steals per game	7.0	7.5				
BLOCKS	23	26				
Blocks per game	3.8	4.3				
ATTENDANCE	8914	6349				
Home games-Avg/Game	4-2228	2-3174				
Neutral site-Avg/Game	-	0-0				

* - Conference game

Score by Periods	1st	2nd	3rd	4th	OT	Totals
Penn State	99	97	106	95	4	401
Opponents	102	92	102	117	9	422

**2018-19 Penn State Women's Basketball
Penn State Combined Team Statistics (as of Jan 18, 2019)
All games**

RECORD:	OVERALL	HOME	AWAY	NEUTRAL
ALL GAMES	9-8	8-5	1-3	0-0
CONFERENCE	2-4	2-2	0-2	0-0
NON-CONFERENCE	7-4	6-3	1-1	0-0

#	Player	gp-gs	min	avg	Total		3-Point		F-Throw		Rebounds				pf	dq	a	to	blk	stl	pts	avg
					fg-fga	fg%	3fg-fga	3fg%	ft-fa	ft%	off	def	tot	avg								
11	Teniya Page	17-17	630	37.1	110-279	.394	33-97	.340	91-115	.791	7	56	63	3.7	25	0	61	40	2	19	344	20.2
04	Siyeh Frazier	17-17	461	27.1	68-151	.450	6-22	.273	39-56	.696	25	58	83	4.9	55	3	31	42	8	30	181	10.6
01	Alisia Smith	16-16	437	27.3	55-118	.466	0-0	.000	53-68	.779	50	66	116	7.3	47	2	7	38	17	19	163	10.2
05	Kamaria McDaniel	17-4	382	22.5	62-151	.411	17-64	.266	31-42	.738	9	38	47	2.8	31	0	20	26	5	19	172	10.1
02	Amari Carter	14-13	458	32.7	50-137	.365	21-58	.362	14-15	.933	5	41	46	3.3	28	1	34	17	6	19	135	9.6
31	J. Travascio-Green	6-0	114	19.0	7-30	.233	5-24	.208	11-12	.917	3	9	12	2.0	13	0	1	8	5	1	30	5.0
33	Lauren Ebo	16-5	293	18.3	29-62	.468	0-0	.000	10-26	.385	30	51	81	5.1	44	1	4	31	18	6	68	4.3
03	Karisma Ortiz	17-11	455	26.8	24-63	.381	5-25	.200	6-10	.600	14	65	79	4.6	34	1	41	46	13	17	59	3.5
24	Sam Breen	4-0	42	10.5	4-11	.364	2-5	.400	2-4	.500	3	8	11	2.8	3	0	3	4	0	2	12	3.0
43	Bexley Wallace	16-2	122	7.6	8-18	.444	0-0	.000	5-8	.625	8	12	20	1.3	21	0	2	10	3	1	21	1.3
12	Kayleigh Semion	7-0	35	5.0	0-5	.000	0-5	.000	0-0	.000	2	3	5	0.7	1	0	2	0	0	1	0	0.0
34	Sarah McMurtry	2-0	2	1.0	0-0	.000	0-0	.000	0-0	.000	0	0	0	0.0	0	0	0	0	0	0	0	0.0
22	Leah Knizner	5-0	19	3.8	0-7	.000	0-7	.000	0-0	.000	0	1	1	0.2	1	0	0	1	0	1	0	0.0
Team											32	33	65				2					
Total.....		17	3450		417-1032	.404	89-307	.290	262-356	.736	188	441	629	37.0	303	8	206	265	77	135	1185	69.7
Opponents.....		17	3450		437-1068	.409	107-329	.325	199-274	.726	212	458	670	39.4	328	-	245	286	56	127	1180	69.4

TEAM STATISTICS	PSU	OPP	Date	Opponent	Score	Att.
SCORING	1185	1180	11/08/18	PROVIDENCE	W 74-72	2115
Points per game	69.7	69.4	11/11/18	#24 CALIFORNIA	L 58-75	2406
Scoring margin	+0.3	-	11/14/18	at Fordham	W 72-55	639
FIELD GOALS-ATT	417-1032	437-1068	11/18/18	PRINCETON	Wot 79-71	2026
Field goal pct	.404	.409	11/21/18	NORTH DAKOTA	W 75-68	1881
3 POINT FG-ATT	89-307	107-329	11/25/18	STONY BROOK	L 70-81	2018
3-point FG pct	.290	.325	11/29/18	at Florida State	L 58-87	2501
3-pt FG made per game	5.2	6.3	12/2/18	JACKSONVILLE	W 80-61	2121
FREE THROWS-ATT	262-356	199-274	12/5/18	DUQUESNE	L 58-64	1989
Free throw pct	.736	.726	12/9/18	ST. BONAVENTURE	W 80-65	2152
F-Throws made per game	15.4	11.7	12/16/18	AMERICAN	W 80-59	2257
REBOUNDS	629	670	* 12/28/18	#4 MARYLAND	L 61-77	2259
Rebounds per game	37.0	39.4	* 12/31/18	at Indiana	L 75-83	4481
Rebounding margin	-2.4	-	* 1/3/19	WISCONSIN	W 71-64	2093
ASSISTS	206	245	* 01/06/19	at Rutgers	L 61-74	1868
Assists per game	12.1	14.4	* 1/12/19	ILLINOIS	W 62-48	2472
TURNOVERS	265	286	* 1/17/19	OHIO STATE	Lot 71-76	2090
Turnovers per game	15.6	16.8				
Turnover margin	+1.2	-				
Assist/turnover ratio	0.8	0.9				
STEALS	135	127				
Steals per game	7.9	7.5				
BLOCKS	77	56				
Blocks per game	4.5	3.3				
ATTENDANCE	27879	9489				
Home games-Avg/Game	13-2145	4-2372				
Neutral site-Avg/Game	-	0-0				

* - Conference game

Score by Periods	1st	2nd	3rd	4th	OT	Totals
Penn State	270	272	301	322	20	1185
Opponents	273	289	315	286	17	1180



1 | ALISIA SMITH

F | So./So. | 6-3
Lansing, Mich.



2 | AMARI CARTER

G | Sr./Jr. | 5-8
Washington D.C.



3 | KARISMA ORTIZ

G | Fr./Fr. | 6-0
San Jose, Calif.



4 | SIYEH FRAZIER

G | Jr./Jr. | 5-9
Detroit, Mich.



5 | KAMARIA MCDANIEL

G | So./So. | 5-10
Inkster, Mich.



11 | TENIYA PAGE

G | Sr./Sr. | 5-7
Chicago, Ill.



12 | KAYLEIGH SEMION

G | Sr./Sr. | 5-6
Dunmore, Pa.



22 | LEAH KNIZNER

G | Sr./Sr. | 5-9
Greensburg, Pa.



31 | JAIDA TRAVASCIO-GREEN

G | Jr./Jr. | 6-2
Lisle, Ill.



33 | LAUREN EBO

F | Fr./Fr. | 6-4
Washington D.C.



34 | SARAH McMURTRY

G | Sr./Sr. | 5-6
Pittsburgh, Pa.



43 | BEXLEY WALLACE

F | Fr./Fr. | 6-3
Pickerington, Ohio



COQUESE WASHINGTON

Head Coach
12th Season
Notre Dame '93



ITORO COLEMAN

Assistant Coach
Eighth Season
Clemson '00



TAMIKA JETER

Assistant Coach
Third Season
Connecticut '02



GEOFF LANIER

Assistant Coach
First Season
Southern Conn. State '92

PRONUNCIATIONS

Amari Carter
Lauren Ebo
Siyeh Frazier
Leah Knizner
Kamaria McDaniel
Karisma Ortiz
Teniya Page
Kayleigh Semion

Uh-mar-E
EE-bo
sigh-uh Frasier
KIZZ-ner
Kuh-mar-E-uh
Charisma
tuh-NYE-uh
Simm-ee-in

Alisia Smith
Jaida Travascio-Green
Coquese Washington
Itoro Coleman
Tamika Jeter
Geoff Lanier

Uh-lee-see-uh
jay-duh truh-VOSS-ee-o

ko-KWEES
E-tore-uh
Jet-ur
Jeff Lan-yer