



# LADY LION BASKETBALL

#BRINGTHEROAR

GAME 21 | PENN STATE VS. #13/12 IOWA | FEB. 3, 2019 | 2 PM | BRYCE JORDAN CENTER

## 2018-19 SCHEDULE

**Date Opponent Time/Result**

### NOVEMBER

8	PROVIDENCE	W, 74-72
11	#24/RV CALIFORNIA	L, 75-58
14	at Fordham	W, 72-55
18	PRINCETON	W, 79-71 (OT)
21	NORTH DAKOTA	W, 75-68
25	STONY BROOK	L, 81-70
29	at Florida State (1)	L, 87-58

### DECEMBER

2	JACKSONVILLE	W, 80-61
5	DUQUESNE	L, 64-58
9	ST. BONAVENTURE	W, 80-65
16	AMERICAN	W, 80-59
28	#4/4 MARYLAND*	L, 77-61
31	at #RV/RV Indiana*	L, 83-75

### JANUARY

3	WISCONSIN*	W, 71-64
6	at Rutgers*	L, 74-61
12	ILLINOIS*	W, 62-48
17	OHIO STATE*	L, 76-71 (OT)
20	at #9/9 Maryland*	L, 79-67
24	at Wisconsin*	W, 65-59
27	#14/18 RUTGERS*	L, 69-61
31	at #22/22 Michigan State*	Postponed

### FEBRUARY

3	#13/12 IOWA*	2 p.m.
6	at Ohio State*	7 p.m.
10	MICHIGAN*	2 p.m.
14	at Northwestern*	8 p.m.
17	at Minnesota*	2 p.m.
21	PURDUE*	7 p.m.
24	at Illinois*	4 p.m.
27	at Michigan State*	7 p.m.

### MARCH

2	NEBRASKA*	3 p.m.
6-10	Big Ten Tournament	TBD

(1) Big Ten/ACC Challenge  
 \* Big Ten Opponent  
 HOME GAMES IN CAPS  
 All times Eastern Standard Time

## PENN STATE LADY LIONS

(10-10, 3-6 BIG TEN)

VS.

## #13/12 IOWA HAWKEYES

(16-5, 7-3 BIG TEN)



VIDEO | BTN-Plus/BTN2GO

RADIO | Penn State Sports Network - 1390 AM - Jerry Fisher and Joe Putnam  
ONLINE | Live video, live audio and live stats available at GoPSUSports.com






## OPENING TIPS

- Penn State welcomes #13/12 Iowa to the Bryce Jordan Center for a Superbowl Sunday matchup on National Girls and Women In Sports Day.
- The Lady Lions are back on the hardwood after an unexpected bye week. Penn State was scheduled to travel to Michigan State Thursday, but the polar vortex forced that game to be postponed to Feb. 27.
- Five Lady Lions are averaging 9.5 or more points, led by Teniya Page's 19.9 ppg. Page's 19.9 ppg ranks second amongst all Big Ten players, and 22nd in Division I.

## IF PENN STATE BEATS IOWA

- Penn State would beat its a team that is ranked in the top 15 of both national polls for the first time since Nov. 20, 2016 when the Lady Lions defeated #13/13 Tennessee 70-56.
- Penn State would earn its second-straight win over Iowa and fourth victory in the last five meetings.

## LAST GAME STARTING LINEUP

		PPG	RPG	APG	MPG
	#1 Alisia Smith So./So.   F   6-3	9.6	7.4	0.4	27.1
	#2 Amari Carter Sr./Jr.   G   5-8	9.9	3.0	2.4	33.5
	#3 Karisma Ortiz Fr./Fr.   G   6-0	3.0	4.3	2.3	24.9
	#4 Siyeh Frazier Jr./Jr.   G   5-9	10.0	4.9	1.6	25.9
	#11 Teniya Page Sr./Sr.   G   5-7	19.9	3.7	3.7	36.8

## STRATEGIC COMMUNICATIONS

WBB Primary Contact .....Chelsea Vielhauer  
 Office Phone ..... 814-865-8139  
 Cell Phone ..... 610-937-4035  
 Email ..... cpv5026@psu.edu

### WBB Secondary Contacts

Nicole Praga ..... ncp42@psu.edu  
 Kevin Stoicovy ..... kjs5540@psu.edu

## LADY LION RESERVES

No.	Name	Pos.	Ht.	Cl./Elig.	PPG	RPG	APG	MPG
5	Kamaria McDaniel	G	5-9	So./So.	9.5	2.7	1.1	22.1
12	Kayleigh Semion	G	5-6	Sr./Sr.	0.0	0.7	0.3	5.0
22	Leah Knizner	G	5-9	Sr./Sr.	0.0	0.2	0.0	3.8
31	J. Travascio-Green	G	6-2	Jr./Jr.	6.4	1.8	0.3	20.4
33	Lauren Ebo	F	6-4	Fr./Fr.	4.8	5.5	0.4	19.4
34	Sarah McMurtry	G	5-6	Sr./Sr.	0.0	0.0	0.0	1.0
43	Bexley Wallace	F	6-3	Fr./Fr.	1.2	1.2	0.1	7.4

**Seniors' Shining Moments**

- The Lady Lions will be celebrating their five-member senior class in a unique way this season. Each senior will get their own "Senior Day" in addition to the cumulative Senior Day that will celebrate the class as a whole during the regular-season finale.
- The fifth and final individual Senior Day of the 2018-19 season comes Sunday against Iowa when the Lady Lions will honor Teniya Page.
- Teniya Page will go down as one of the best to ever wear a Lady Lion uniform. A three-time All-Big Ten honoree and 2017 All-American, Page has etched her name into a number of the Penn State record books. A strong all-around student-athlete, Page was named a final 30 candidate for the prestigious Senior CLASS award, which honors the nation's top student-athletes who excel in the areas of classroom, character, community and competition.

**2,000 On The Horizon**

- Senior guard Teniya Page enters Sunday's game against Iowa just 13 points away from tallying her 2,000th career point.
- Page will become the sixth-ever Lady Lion to reach the milestone, joining the likes of former Penn State legends Kelly Mazzante (2,919 points), Maggie Lucas (2,510), Susan Robinson (2,253), Tyra Grant (2,044) and Kahadeejah Herbert (2,026).
- Her 1,987 career points rank seventh all-time on the Penn State career scoring charts and is 17th amongst all active Division I players.
- The standout has already etched her names into several of Penn State's record books:
  - Career minutes per game (35.6) - 2nd in Penn State history
  - Career 30-plus point games (8) - 2nd in Penn State history
  - Career free throws made (500) - 3rd in Penn State history
  - Career scoring average (18.2 ppg) - 4th in Penn State history

**A League Of Her Own**

- Teniya Page is on track to become the first player in Lady Lion history to eclipse 2,000 career points, 400 career assists and 400 career rebounds.
- She needs just 13 points and 8 assists to become the first player in program history to reach all three milestone.
- As of Feb. 1, there is only one active Division I player who has accomplished all three feats. Central Michigan's Presley Hudson has tallied 2,011 points, 465 rebounds and 559 assists to date.

**TENIYA PAGE**

**1,987** POINTS    **407** REBOUNDS    **392** ASSISTS

On track to become first player in program history to eclipse 2,000 career points, 400 career assists and 400 career rebounds

**37** CURRENT DOUBLE-DIGIT SCORING STREAK

**98** CAREER DOUBLE-DIGIT SCORING GAMES

**First Half**

- The first half of the Big Ten regular-season is officially complete and the Lady Lions sit at 3-6 in conference play.
- Those six losses came against some of the conference's toughest competition as the Lady Lions were paired up with the Big Ten's top two teams in Rutgers and Maryland for a pair of home-and-home series.
- The six losses have come against teams that are a combined 27-13 in Big Ten play.
- Penn State's three conference wins were over Wisconsin (71-64 and 65-69) and Illinois (62-48).
- Teniya Page has scored 20-plus points in five of Penn State's nine conference games. The senior guard is averaging 20.0 points, 3.6 rebounds and 3.9 assists per Big Ten game.
- Amari Carter follows with 9.2 points per conference contest thus far this season.

**PENN STATE QUICK FACTS**

**University Information**

Location..... University Park, Pa.  
 Founded..... 1855  
 Enrollment..... 40, 363 (undergrad)  
 46,270 (UP overall)  
 Nickname ..... Lady Lions  
 School Colors ..... Blue and White  
 Conference ..... Big Ten  
 President ..... Dr. Eric Barron  
 Director of Athletics ..... Sandy Barbour  
 Senior Woman Administrator ..... Charmelle Green  
 Deputy AD (WBB Administrator) ..... Lynn Holleran  
 Facility (Capacity)..... Bryce Jordan Center (15,104)  
 All-Time Record at BJC..... 262-84 (25th season)

**Basketball Staff**

Head Coach..... Coquese Washington  
 Notre Dame '92  
 Juris Doctorate - Notre Dame '97  
 Career Record: 207-161 (12th season)  
 Postseason Appearances - 7 (4 NCAA, 3WNIT)  
 Assistant Coach ..... Itoro Coleman (Clemson '00)  
 Assistant Coach ..... Tamika Jeter (Connecticut '02)  
 Assistant Coach ..... Geoff Lanier (S. Conn. St. '92)  
 Director of Ops ..... Ethan Gelfand (Wake Forest '06)  
 Video Coordinator ..... Sean Sullivan (Iowa '15)  
 Strategic Specialist..... Jeanine Wasielewski  
 (Northwestern '91)  
 Dir. of Community Outreach..... Miriam Powell  
 (Gustavus Adolphus College '95)  
 Athletic Trainer ..... Caren Walls (Penn State '04)  
 Strength Coach ..... Brad Pantall (Penn State '96)  
 SID ..... Chelsea Vielhauer (Penn State '13)

**Program History**

First Year of Women's Basketball..... 1965  
 All-Time Record ..... 946-474 (55th season)  
 All-Time Big Ten Record..... 271-168 (27th season)  
 NCAA Tournament App./Last ..... 25/2014  
 NCAA Tournament Record..... 32-25  
 NCAA Regional App./Last..... 13/2014  
 NCAA Final Four App./Last..... One/2000  
 Big Ten Reg. Season Championships..... Eight  
 Big Ten Tournament Championships ..... Two

**Team Information**

2017-18 Record..... 16-16  
 Home - 11-4  
 Away - 4-9  
 Neutral - 1-3  
 Big Ten Record (finish) ..... 6-10 (11)  
 Home - 5-3  
 Away - 1-7  
 Letterwinners Returning/Lost..... 10/2  
 Starters Returning/Lost ..... 4/1  
 Big Ten Tournament..... Second Round  
 Postseason..... WNIT First Round

**#BringTheRoar**

Penn State Athletics Twitter..... @GoPSUSports  
 Women's Basketball Twitter ..... @PennStateWBB  
 Women's Basketball Instagram ..... pennstateWBB  
 Women's Basketball Facebook..... Penn State Lady  
 Lion Basketball  
 Penn State Athletics Website ..... gopsusports.com  
 Hashtags..... #BringTheRoar  
 #WeAre

**Sweet Sweep**

- Penn State is 3-6 in Big Ten play to start the conference season with the help of a season sweep over Wisconsin.
- The Lady Lions beat the Badgers 71-64 on Jan. 3 in Happy Valley before picking up a 65-59 road victory on Jan. 24 in Madison, Wisc.
- It marked Penn State's first season sweep of the Badgers since the 2011-12 season.

**Stealin' Siyeh**

- Junior Siyeh Frazier is tied for sixth in the Big Ten with 1.7 steals per game.
- Frazier has recorded three or more steals in six games this season. She was named the teams Defensive MVP a season ago.

**70-Point Plateau**

- The Lady Lions are 8-3 when scoring 70 or more points this season, while PSU is 2-7 when being held to 69 points or less.
- Penn State is 8-2 when holding its opponents to 69 or less points, and the Lady Lions are 2-8 when their opponent scores 70 or more points.

**Battle of the Boards**

- Penn State is 6-0 when outrebounding its opponents this season, compared to its 4-10 record when rebounds are tied or in favor of the opponent.
- In PSU's three Big Ten wins, the Lady Lions held a combined +1.3 rebound edge, compared to its -7.0 margin in the six Big Ten losses.

**SCOUTING THE OPPOSITION**

**2018-19 IOWA HAWKEYES**

- The #13/12 Hawkeyes enter Sunday's showdown at third place in the Big Ten standings with a 7-3 conference mark and 16-5 overall record.
- Iowa is coming off a 90-81 loss at Michigan in its most recent game Friday, which snapped a five-game Hawkeye win streak.
- All three of the Hawkeyes' conference losses have come on the road. Iowa's two other Big Ten losses have come against Michigan State (84-70, Dec. 30) and Purdue (62-57, Jan. 10).
- The Hawkeyes lead the Big Ten in scoring offense, averaging 80.1 points per game.
- Iowa is home to the nation's leading scorer, Megan Gustafson, who is averaging 26.4 points per game to go along with a conference-best 12.7 rebounds per contest.

**AGAINST THE HAWKEYES**

- Penn State holds a 29-20 edge in the all-time series against the Hawkeyes, and the Lady Lions are 16-6 all-time when playing Iowa in Happy Valley.
- The Hawkeyes won last season's meeting, 80-76, in Iowa City to snap Penn State's three-game winning streak against Iowa.
- Penn State trailed by as much as 18 in last season's meeting and rallied from 12 points down in the fourth quarter, doing everything but taking the lead, as the Hawkeyes held on for the 80-76 conference win.
- Teniya Page led the Lady Lions with 23 points, while Amari Carter added 16 and Jaida Travascio-Green chipped in 13 points.

**BY THE NUMBERS**

	<b>Penn State</b>	<b>Iowa</b>
Scoring Offense	68.9	80.1
Scoring Defense	69.3	69.2
Scoring Margin	-0.4	+11.0
Field Goal Pct.	39.8	52.2
Field Goal Pct. Defense	41.5	41.2
Free Throw Pct.	73.0	76.8
3FG Made Per Game	5.5	5.8
3FG Pct.	29.8	34.1
3FG Pct. Defense	32.9	32.1
Rebounding	36.8	37.0
Rebounding Allowed	39.1	33.2
Rebounding Margin	-2.3	+3.8
Assists	12.0	22.0
Steals	7.5	6.8
Turnovers	15.2	13.6

**INSIDE THE SERIES**

Overall:	Penn State leads, 29-20
Last Meeting:	Feb. 8, 2018, Iowa 80-76
Current Streak:	Iowa, 1
Against Iowa at Home:	16-6
Against Iowa on the Road:	10-13
Neutral Locations Against Iowa:	3-1
<b>Last Five Meetings:</b>	
Feb. 8, 2018 (Away)	Iowa, 80-76
Jan. 3, 2017 (Home)	Penn State, 71-58
Feb. 24, 2016 (Home)	Penn State, 81-68
Jan. 20, 2016 (Away)	Penn State, 82-69
Dec. 28, 2014 (Away)	Iowa, 77-52

### Time Out For Reading

- This year the Big Ten women's basketball teams partnered with Reading Plus to help encourage and motivate students to read. For 12 weeks, elementary school students will get the chance to show off their reading skills while representing a Big Ten women's basketball team. The Lady Lions are paired up with the Young Scholars of Central PA. The goal is to show the connection between sports and reading and encourage students to enjoy them both.

### This Is BIG

- Penn State enters its 27th season as a member of the Big Ten Conference and has enjoyed immense success since becoming a member of the storied conference in 1992-93.
- The Lady Lions own a winning record against nine of the 13 other Big Ten programs.
- The Lady Lions own an all-time mark of 271-168 in Big Ten play, with marks of 162-59 at home and 109-109 on the road.
- Penn State's eight regular-season championships since 1993-94 are tied for the most won by any Big Ten team during that span. Ohio State has also won eight regular-season titles during that span. The Lady Lions also own a pair of Big Ten Tournament titles, winning in 1995 and 1996.

### Non-Conference Wrap Up

- The Lady Lions wrapped up non-conference action with a 7-4 record and won their last two non-conference games of the season.
- Four of those seven wins came in comeback fashion as Penn State erased at least a nine-point deficit to come back and win in its first four victories of the season.
- The most dominant win of the season came when the Lady Lions took down defending Patriot League Champion and 2018 NCAA Tournament competitor American 80-59 on Dec. 16 in the non-conference finale.

### The Big 200

- Head Coach Coquese Washington picked up her 200th career win with PSU's 79-71 overtime victory against Princeton on Nov. 18.
- Over her 11-plus seasons on the Penn State sidelines, Washington has enjoyed three Big Ten regular-season championships and seven national postseason appearances, including four NCAA Tournament berths.
- Washington became the sixth active Big Ten women's basketball coach to earn 200-plus victories at their current institution.

### Lady Lions On The Biggest Stage

- Three former Lady Lions suited up in the 2018 WNBA playoffs as Penn State's power was felt on the sport's biggest stage.
- Alex Bentley ('13) averaged 15.6 points per game in the WNBA Semifinals as her second-seeded Atlanta Dream team dropped a tight 3-2 series to the Washington Mystics.
- WNBA veteran Tanisha Wright ('05) suited up for the Minnesota Lynx in their first-round action at the Los Angeles Sparks. Maggie Lucas ('14) joined the Dallas Wings for the team's first-round playoff game at Phoenix.
- Under head coach Coquese Washington, Penn State has seen four pupils drafted - Bentley, Tyra Grant, Nikki Greene and Lucas - and three more sign free agent contracts - Ariel Edwards, Kam Gissendanner and Zhaque Gray.
- Overall, Penn State has seen 15 Lady Lions selected in the WNBA Draft, including seven picked in the first 20 selections of the event.

### iHola España!

- Penn State enjoyed a once in a lifetime experience this summer when the Lady Lions embarked on a 10-day tour of Spain. It marked the first foreign tour for the Lady Lions since a 2012 trip to Italy and France.
- Penn State spent time in the famous cities of Madrid, Valencia and Barcelona, while also playing three exhibition games against foreign competition. The Lady Lions went 2-1 on the trip with wins over CD CREF Madrid (108-81) and the Valencia All-Stars (87-80) and a narrow 76-70 loss to reigning Slovenian/Adriatic League Champion ZKK Cinkarna Celje.

## MEDIA INFORMATION

### WASHINGTON AVAILABILITY

Coach Washington will be available at weekly media sessions, the next few of which are listed below. Interview requests outside of these availabilities should be arranged through Chelsea Vielhauer in the Strategic Communications office.

Tuesday Feb. 5 - 10:45 a.m. - BJC Practice Gym

Tuesday Feb. 12 - 10:45 a.m. - BJC Practice Gym

### PLAYER INTERVIEWS

All student-athlete interviews must be arranged through Chelsea Vielhauer at least 72 hours in advance. Players will generally be available on a weekly basis throughout the season, in conjunction with head coach Coquese Washington's weekly availability. Interviews will not be granted on game day prior to tip-off. Player phone numbers will not be released. Following games, requested Penn State student-athletes will be brought to the postgame media interview room. The Penn State locker room is closed.

### CREDENTIALS

Single game and season press credentials are issued to accredited members of the working media only. Requests for credentials should be directed to Chelsea Vielhauer at least one week in advance of each game. Press credentials can be picked up at Media Will Call, which is located at the Media/Team entrance, on the south side of the Bryce Jordan Center, across from the Penn State Lacrosse Complex.

### PHOTOGRAPHERS

A photo pass must be issued to gain access courtside in the Bryce Jordan Center. Please contact Chelsea Vielhauer one week in advance for photo passes. Courtside photographers must follow NCAA guidelines, which prohibit entry to the bench areas and the stands, and must remain seated at all times.

### RADIO NETWORKS

The Penn State Sports Network originates from the first row of Booth C23 in the press area. Visiting radio stations are located on the first row of Booth C22 in the press area. Visiting radio is provided Ethernet, POTS and ISDN connections.

### PRESS ROW SEATING

The press seating area is located atop section 122 and 123 of the Bryce Jordan Center. Please allow several minutes when taking the elevator to the press room or media seating areas.

### GAME NOTES

Game notes will be provided at least 24 hours in advance of each game. Penn State, Big Ten and opposing team game notes will be available in the Media Room two hours prior to each game. If you would like to receive game notes via email, please contact Chelsea Vielhauer in the Strategic Communications office.

NATIONAL POLLS - WEEK 11

AP TOP 25

Rank	Team	Record	Pts.	Prev.
1.	Baylor (24)	17-1	695	2
2.	UConn (2)	18-1	670	3
3.	Louisville (2)	19-1	630	4
4.	Oregon	19-1	606	5
5.	Notre Dame	19-2	606	1
6.	Mississippi State	19-1	565	7
7.	NC State	20-0	541	8
8.	Stanford	17-2	488	6
9.	Oregon State	17-3	460	9
10.	Marquette	18-3	452	10
<b>11.</b>	<b>Maryland</b>	<b>18-2</b>	<b>427</b>	<b>11</b>
12.	Texas	17-3	374	12
<b>13.</b>	<b>Iowa</b>	<b>16-4</b>	<b>338</b>	<b>17</b>
14.	Utah	18-1	282	21
15.	Gonzaga	19-2	269	18
16.	South Carolina	13-5	265	19
<b>17.</b>	<b>Rutgers</b>	<b>16-4</b>	<b>256</b>	<b>14</b>
18.	Syracuse	16-4	253	13
19.	Kentucky	17-4	222	15
20.	Texas A&M	16-4	142	24
21.	Arizona State	14-6	127	16
<b>22.</b>	<b>Michigan State</b>	<b>15-5</b>	<b>109</b>	<b>23</b>
23.	Iowa State	15-5	106	20
<b>24.</b>	<b>Florida State</b>	<b>17-3</b>	<b>73</b>	<b>22</b>
25.	BYU	17-3	47	RV

**Receiving Votes:** Miami (34), Drake (30), South Dakota (10), DePaul (7), Missouri (7), New Mexico (4), Clemson (2), **California (2)**, **Minnesota (1)**, UCF (1), Rice (1)

USA TODAY COACHES POLL

Rank	Team	Record	Pts.	Prev.
1.	Baylor (19)	17-1	779	3
2.	UConn (11)	18-1	774	2
3.	Louisville	19-1	721	4
4.	Oregon (1)	19-1	692	5
5.	Notre Dame (1)	19-2	685	1
6.	Mississippi State	19-1	652	6
7.	NC State	20-0	619	8
8.	Stanford	17-2	546	7
9.	Marquette	18-3	542	9
<b>10.</b>	<b>Maryland</b>	<b>18-2</b>	<b>512</b>	<b>10</b>
11.	Oregon State	17-3	493	11
<b>12.</b>	<b>Iowa</b>	<b>16-4</b>	<b>422</b>	<b>15</b>
13.	Gonzaga	19-2	350	17
14.	Texas	17-4	326	13
15.	Kentucky	17-4	297	12
16.	Syracuse	16-4	285	14
17.	Utah	18-1	255	24
18.	South Carolina	14-5	254	20
<b>19.</b>	<b>Rutgers</b>	<b>16-4</b>	<b>219</b>	<b>18</b>
20.	Arizona State	14-6	202	16
<b>21.</b>	<b>Florida State</b>	<b>17-3</b>	<b>174</b>	<b>19</b>
<b>22.</b>	<b>Michigan State</b>	<b>15-5</b>	<b>165</b>	<b>21</b>
23.	Miami	18-4	130	23
24.	Texas A&M	16-4	105	25
25.	Iowa State	15-5	98	22

**Receiving Votes:** Drake (35), New Mexico (13), South Dakota (13), **California (12)**, DePaul (10), UCF (5), Missouri (4), BYU (4), Troy (4), Arkansas (2), West Virginia (1)

\*Bold denotes 2018-19 opponent

2018-19 AWARDS AND HONORS

Teniya Page

- Senior CLASS Award Final 30 Candidate
- Consensus Preseason All-Big Ten
- Ann Meyers Drysdale Award 20-person Preseason Watch List - Honors nation's top shooting guard

MISCELLANEOUS STATISTICS

Games Led Penn State in Scoring

Page.....	13
Carter.....	2
McDaniel.....	2
Smith.....	2
Frazier.....	1

Games Led Penn State in Rebounds\*

Smith.....	11
Ebo.....	4
Frazier.....	2
Breen.....	1
Carter.....	1
McDaniel.....	1
Ortiz.....	1
Page.....	1

Games Led Penn State in Assists\*

Page.....	14
Ortiz.....	6
Carter.....	4
Frazier.....	2
McDaniel.....	2

Games Double-Figure Scoring

Page.....	20
Frazier.....	13
Smith.....	10
Carter.....	9
McDaniel.....	9
Ebo.....	2
Ortiz.....	1
Travascio-Green.....	1

Games With 20 or more Points

Page.....	10
McDaniel.....	1

Games With 10 or more Rebounds

Smith.....	5
Ebo.....	2
Frazier.....	1

Games With 5 or more Assists

Page.....	4
Ortiz.....	3
Carter.....	1

Double-Doubles

Smith.....	5
Ebo.....	1
Frazier.....	1

\*includes tied for team lead

**PENN STATE WHEN...**

Played at home	8-6
Played on the road	2-4
Played at a neutral location	0-0
vs. Top 10 teams	0-2
vs. Top 25 teams	0-4
Games decided by 3 points or less	1-0
Games decided by 4-10 points	4-4
Games decided by 11-19 points	4-5
Games decided by 20 points or more	1-1
Led at the half	7-2
Trailed at the half	2-7
Was tied at the half	1-1
Went to overtime	1-1
Went to double overtime	0-0
Scored 90 or more points	0-0
Scored 80-89 points	3-0
Scored 70-79 points	5-3
Scored 60-69 points	2-4
Scored 50-59 points	0-3
Scored fewer than 50 points	0-0
Allowed 90 or more points	0-0
Allowed 80-89	0-3
Allowed 70-79	2-5
Allowed 60-69	4-2
Allowed 50-59	3-0
Allowed fewer than 50 points	1-0
Shot 50% or more	0-0
Shot 40-49%	7-4
Shot 30-39%	3-5
Shot under 30%	0-1
Allowed 50% or more	1-1
Allowed 40-49%	3-8
Allowed 30-39%	6-1
Allowed under 30%	0-0
Shot better from the field	7-2
Shot same/worse from the field	3-8
Shot better from the FT line	7-4
Shot same/worse from the FT line	3-6
Outrebounded opponents	6-0
Was outrebounded	3-9
Tied opponent in rebounding	1-1
Committed fewer turnovers	7-5
Committed more turnovers	3-5
Turnovers are even	0-0
Committed 15 or more turnovers	4-8
Committed 14 or less turnovers	5-2
Records 7 or more steals	7-6
Records 6 or less steals	3-4
PSU wins the tip	5-4
Opponent wins the tip	5-6

**LADY LIONS...**

<b>By Time</b>	
Day Game (before 5 p.m. local)	6-5
Night Game	4-5
<b>By Month</b>	
November	4-3
December	3-3
January	3-4
February	0-0
March	0-0
<b>By Day</b>	
Sunday	4-5
Monday	0-1
Tuesday	0-0
Wednesday	2-1
Thursday	3-2
Friday	0-1
Saturday	1-0
<b>Vs. The Conferences</b>	
ACC	0-1
America East	0-1
Atlantic 10	2-1
Atlantic Sun	1-0
Big East	1-0
Big Ten	3-6
Ivy League	1-0
PAC-12	0-1
Patriot League	1-0
Summit League	1-0

**BIG TEN STANDINGS**

	Big Ten		Overall	
	W-L	Pct.	W-L	Pct.
Rutgers	9-1	.900	17-4	.810
Maryland	8-2	.800	19-2	.905
Iowa	7-3	.700	16-5	.762
Purdue	6-4	.600	15-8	.652
Northwestern	6-4	.600	13-8	.619
Michigan St.	5-4	.556	15-5	.750
Indiana	5-5	.500	16-6	.727
Nebraska	5-5	.500	10-11	.476
Ohio State	5-5	.500	9-10	.474
Michigan	4-6	.400	13-9	.591
Penn State	3-6	.333	10-10	.500
Minnesota	3-7	.300	14-7	.667
Wisconsin	2-8	.200	11-11	.500
Illinois	1-9	.100	9-12	.429



**This Week Around the BIG**

**Sunday, Feb. 3**

Purdue at Michigan State	2 p.m.
Iowa at Penn State	2 p.m.
Indiana at Nebraska	3 p.m.
Michigan at Wisconsin	3 p.m.
Rutgers at Minnesota	4 p.m.
Ohio State at Northwestern	4:30 p.m.

**Monday, Feb. 4**

Maryland at Illinois	7:30 p.m.
----------------------	-----------

**Wednesday, Feb. 6**

Minnesota at Indiana	7 p.m.
Penn State at Ohio State	7 p.m.

**Thursday, Feb. 7**

Northwestern at Maryland	6:30 p.m.
Nebraska at Michigan	7 p.m.
Illinois at Purdue	7 p.m.
Michigan State at Iowa	9 p.m.

**BIG Media Services**

**Big Ten Weekly Release/Statistics**

The Big Ten Conference women's basketball release, with standings and statistics, is available at [www.bigten.org](http://www.bigten.org).

**Big Ten Player of the Week**

The Big Ten Conference announced Players of the Week every Monday during the regular season.

**Big Ten Tournament**

The 2018 Big Ten Women's Basketball Tournament is scheduled for Feb. 28-March 4 at Bankers Life Fieldhouse in Indianapolis, Ind. For media credential information, contact the Big Ten Conference office at (847) 696-1010 ext. 146.

**2018-19 Penn State Women's Basketball Roster**

No.	Name	Class/Elg.	Pos.	Ht.	Hometown	High School
1	Alisia Smith	So./So.	F	6-3	Lansing, Mich.	Waverly
2	Amari Carter	Sr./Jr.	G	5-8	Washington D.C.	St. John's College
3	Karisma Ortiz	Fr./Fr.	G	6-0	San Jose, Calif.	Archbishop Mitty
4	Siyeh Frazier	Jr./Jr.	G	5-9	Detroit, Mich.	Renaissance
5	Kamaria McDaniel	So./So.	G	5-10	Inkster, Mich.	Dearborn Heights Robichaud
11	Teniya Page	Sr./Sr.	G	5-7	Chicago, Ill.	Marian Catholic
12	Kayleigh Semion	Sr./Sr.	G	5-6	Dunmore, Pa.	Dunmore
22	Leah Knizner	Sr./Sr.	G	5-9	Greensburg, Pa.	Hempfield Area
31	Jaida Travascio-Green	Jr./Jr.	G	6-2	Lisle, Ill.	Downers Grove North
33	Lauren Ebo	Fr./Fr.	F	6-4	Washington D.C.	Riverdale Baptist
34	Sarah McMurtry	Sr./Sr.	G	5-6	Pittsburgh, Pa.	Upper St. Clair
43	Bexley Wallace	Fr./Fr.	F	6-3	Pickerington, Ohio	Pickerington Central

**Head Coach:** Coquese Washington (Notre Dame '92, Juris Doctorate Notre Dame '97), 12th season

**Assistant Coach:** Itoro Coleman (Clemson '00), 8th season

**Assistant Coach:** Tamika Jeter (Connecticut '02), 3rd season

**Assistant Coach:** Geoff Lanier (Southern Connecticut State '92), 1st season

**Director of Basketball Operations:** Ethan Gelfand (Wake Forest '06), 8th season

**Director of Scouting and Technology Operations:** Sean Sullivan (Iowa '15), 2nd season

**Strategic Specialist:** Jeanine Wasielewski (Northwestern '91), 2nd season

**Director of Community Outreach:** Miriam Powell (Gustavus Adolphus College '95), 3rd season

**Athletic Trainer:** Caren Walls (Penn State '04), 2nd season

**Performance Enhancement Coach:** Brad Pantall (Penn State '96), 13th season

**PRONUNCIATIONS:**

Amari Carter	Uh-mar-E	Kayleigh Semion	Simm-ee-in
Lauren Ebo	EE-bo	Alisia Smith	Uh-lee-see-uh
Siyeh Frazier	sigh-uh Frasier	Jaida Travascio-Green	jay-duh truh-VOSS-ee-o
Leah Knizner	KIZZ-ner	Coquese Washington	ko-KWEES
Kamaria McDaniel	Kuh-mar-E-uh	Itoro Coleman	E-tore-uh
Karisma Ortiz	Charisma	Tamika Jeter	Jet-ur
Teniya Page	tuh-NYE-uh	Geoff Lanier	Jeff Lan-ear



THE LAST TIME...

SCORING

Player scored 20 points: Teniya Page (20); at Maryland 1/20/19  
 Player scored 25 points: Teniya Page (27); Jacksonville, 12/2/18  
 Player scored 30 points: Teniya Page (34); Stony Brook, 11/25/18  
 Player scored 35 points: Teniya Page (38); vs. Illinois, 2/28/18  
 Player scored 40 points: Kelly Mazzante (49); Minnesota, 12/28/01  
 Two players w/ 20 points: Amari Carter (21) & Jaida Travascio-Green (20); at Wisconsin, 1/14/18  
 Three players w/ 20 pts.: Spann (22), Moore (21), Mitchell (20); Wagner, 12/7/14  
 Two players w/ 25 points: Teniya Page (27) & Brianna Banks (25); Northwestern, 12/31/15  
 Player scored 25 points/3 consecutive games: Maggie Lucas  
 32, at Indiana, 2/13/14; 25 Wisconsin, 2/16/14; 26, Northwestern, 2/20/14

Five in double figures: Providence, 11/8/18  
 Amari Carter (15), Teniya Page (13), Alisia Smith (13), Kamaria McDaniel (12), Siyeh Frazier (10)  
 Six in double figures: at Oakland, 11/18/10  
 Alex Bentley (15), Ariel Edwards(16), Zhaque Gray (16), Maggie Lucas (13), Mia Nickson (10), Gizelle Studevent (10), Julia Trogele(10)  
 Seven in double figures: at Oakland, 11/18/10  
 Alex Bentley (15), Ariel Edwards (16), Zhaque Gray (16), Maggie Lucas (13), Mia Nickson (10), Gizelle Studevent (10), Julia Trogele(10)

PSU scored 50 points in a half: 50 (2nd); at Indiana, 12/31/18  
 PSU scored 55 points in a half: 64 (1st); Saint Peter's, 11/13/16  
 PSU scored 60 points in a half: 64 (1st); Saint Peter's, 11/13/16  
 PSU scored 50 points in both halves: 55 (1st) & 62 (2nd); St. Francis (Pa.), 11/8/13  
 PSU scored 55 points in both halves: 55 (1st) & 62 (2nd); St. Francis (Pa.), 11/8/13  
 PSU scored fewer than 20 points in a half: 17 (1st); Virginia Tech, 3/23/17  
 PSU scored fewer than 15 points in a half: 14 (1st); at Maryland, 2/23/14  
 PSU scored 100 points: 106; Saint Peter's, 11/13/16  
 PSU scored 100 points in Big Ten game: 101; Illinois, 2/15/01  
 PSU scored 100 points in a home game: 106; Saint Peter's, 11/13/16  
 PSU scored fewer than 50 points in a game: 48; vs. Michigan, 3/1/18  
 PSU scored fewer than 50 points in a Big Ten game: 45; at Rutgers, 12/31/16  
 PSU scored fewer than 40 points in a game: 34; at Maryland, 2/23/14

OPP scored 50 points in a half: 56; at Indiana, 12/31/18  
 OPP scored 100 points: 101; at Minnesota, 2/11/18  
 OPP scored 100 points in Big Ten game: 101; at Minnesota, 2/11/18  
 OPP scored fewer than 50 points in a game: 48; Illinois, 1/12/19  
 OPP scored fewer than 50 points in a Big Ten game: 48; Illinois, 1/12/19  
 OPP scored 40 or fewer points in a game: 40; Wisconsin, 1/17/13  
 OPP scored 30 or fewer points in a game: 28; Virginia Tech, 12/6/11  
 OPP scored 20 or fewer points in a game: 16; at Fairleigh Dickinson, 3/6/71

FIELD GOAL SHOOTING

Player made every shot from the field (min. 7): Amanda Brown (8-8); Michigan State, 1/25/07  
 PSU shot 55% or better in a game: .558; Fordham, 12/6/17  
 PSU shot 55% or better in consecutive games: .682; vs. Northwestern, 3/2/96 & .585; vs. Ohio State, 3/3/96  
 PSU shot 60% in a game: .611; Illinois, 2/20/13  
 PSU shot below 30% in a game: .292; #24 Cal, 11/11/18  
 PSU shot below 25% in a game: .224; vs. Michigan State, 3/9/13  
 PSU shot below 35% in a game and won: .288; Wake Forest, 11/30/17  
 PSU shot below 30% in a game and won: .288; Wake Forest, 11/30/17  
 PSU shot 70% in a half: .714 (2nd); Virginia Tech, 12/6/11  
 PSU shot 65% in a half: .680 (2nd); at Georgetown, 12/8/13  
 PSU shot 60% in a half: .625 (2nd); at Indiana, 12/31/18  
 PSU shot 55% in a half: .625 (2nd); at Indiana, 12/31/18  
 PSU shot 55% in both halves: .586 (1st) & .640 (2nd); Illinois, 2/20/13  
 PSU shot below 25% in a half: .179 (1st); Rutgers, 1/27/19  
 PSU shot below 20% in a half: .179 (1st); Rutgers, 1/27/19

THREE-POINT SHOOTING

Player made every shot from the field (min. 4): Kaliyah Mitchell (4-4); at Holy Cross, 12/7/16  
 Player made 5 three-pointers in a game: Teniya Page (5-9); Jacksonville, 12/2/18  
 Player made 6 three-pointers in a game: Jaida Travascio-Green (6); at Wisconsin, 1/14/18  
 Player made 7 three-pointers in a game: Jaida Travascio-Green (7); Drexel, 11/12/17  
 Player made 8 three-pointers in a game: Maggie Lucas (8); at Nebraska, 3/3/13  
 Player made 4 three-pointers in a half: Jaida Travascio-Green (4, 1st); at Wisconsin, 1/24/19  
 Player made 5 three-pointers in a half: Teniya Page (5, 2nd); Jacksonville, 12/2/18  
 Player made 6 three-pointers in a half: Jaida Travascio-Green (6, 2nd); Drexel, 11/12/17  
 Player attempted 10 three-pointers in a game: Jaida Travascio-Green (10); at Ohio State, 1/31/18  
 PSU made 10 three-pointers: 12, at Wisconsin, 1/14/18  
 PSU did not make a three-pointer: at Maryland (0-5), 2/23/15  
 PSU attempted 20 three-pointers: 21, Rutgers, 1/27/19  
 PSU attempted 25 three-pointers: 25, Maryland, 12/28/18  
 PSU attempted 30 three-pointers: 30, vs. Kansas State, 11/25/17  
 PSU shot 60% 3FG (min. 5 att.): .636 (7-11); at Northwestern, 2/17/16

FREE THROW SHOOTING

Player made every shot from FT line (min. 10): Teniya Page (10-10); at Indiana, 12/31/18  
 PSU shot 90% (min. 10 att.): .905 (19-21); Northwestern, 2/14/18  
 PSU shot below 50% (min. 10 att.): .333 (4-12); at Maryland, 2/23/15  
 PSU made 30 free throws: 37; St. Francis (Pa.), 11/8/13  
 PSU made fewer than five FTs: 3; at Wisconsin, 1/14/18  
 PSU attempted 40 free throws: 40; USF, 12/21/16  
 PSU attempted fewer than five FTs: 4; at Wisconsin, 1/10/16

REBOUNDS

Player had 15 rebounds: De'Janae Boykin (19); Drexel, 11/12/17  
 Player had 20 rebounds: Nikki Greene (20); at Cal State Northridge, 11/24/12  
 Two players w/ 10-plus rebounds: at American, 12/20/17; Teniya Page (13), Alisia Smith (10)  
 Three players w/ 10-plus rebounds: Northwestern, 12/31/15; Candice Agee (13), Peyton Whitted (13), Kaliyah Mitchell (11)  
 PSU had 60 rebounds: 62; Northwestern, 12/31/15  
 PSU had 50 rebounds: 52; Drexel, 11/12/17  
 PSU had 20 or fewer rebounds: 20; at Purdue, 1/28/18  
 PSU had 25 offensive rebounds: 25; vs. Minnesota, 3/2/17  
 PSU had 20 offensive rebounds: 21; Illinois, 1/23/18  
 OPP had 20 or fewer rebounds: 20; at Indiana, 2/13/11

BLOCKED SHOTS

Player blocked 5 shots: Jaylen Williams (6); vs. Michigan, 3/1/18  
 Player blocked 6 shots: Jaylen Williams (6); vs. Michigan, 3/1/18  
 Player blocked 7 shots: Talia East (7); Purdue, 1/12/14  
 PSU blocked 10 shots: 15, Jacksonville, 12/2/18  
 PSU blocked 0 shots: at Iowa, 2/8/18

ASSISTS

Player had 10 assists: Dara Taylor (10); Minnesota, 1/26/14  
 Player had 15 assists: Alex Bentley (15); North Carolina, 11/30/11  
 Player had 10 assists/consecutive games: Helen Darling  
 at LaSalle, 12/8/99 (12), vs. Auburn, 12/11/99 (11), vs. Clemson, 12/19/99 (10)  
 PSU has 20 assists: 22; American, 12/16/18  
 PSU had 25 assists: 28; Saint Peter's, 11/13/16  
 PSU had 30 assists: 32; St. Francis (Pa.), 12/2/99  
 PSU had fewer than 10 assists: 9; at Maryland, 1/20/19  
 PSU had fewer than 5 assists: 4; at St. Bonaventure, 12/12/15

STEALS

Player had 7 steals: Siyeh Frazier (8); Siena, 11/10/17  
 Player had 8 steals: Siyeh Frazier (8); Siena, 11/10/17  
 PSU had 20 steals: 21; Bucknell, 12/28/10

TURNOVERS

PSU committed 20 or more: 21; at Indiana, 12/31/18  
 PSU committed 30 or more: 38; Rutgers, 1/10/15  
 PSU committed 20 or more and won: 21; Princeton, 11/18/18  
 PSU committed 10 or fewer: 10; at Maryland, 1/20/19  
 PSU committed 5 or fewer: 5; American, 12/16/18  
 PSU committed 10 or fewer in consecutive games: St. Bonaventure (9), 12/9/18; American (5), 12/16/18  
 PSU committed 10 or fewer in three-straight games: Wisconsin (6), 1/16/17; Nebraska (10), 1/19/17; at Indiana (10), 1/23/17

DOUBLE-DOUBLES

Points & rebounds: Alisia Smith (14 p, 11 r); Illinois, 1/12/19  
 Points & rebounds/consecutive games: Alisia Smith  
 at Rutgers, 1/6/19 (15 p, 10 r), Illinois, 1/12/19 (14 p, 11 r)  
 Points & rebounds/3 consecutive games: Amanda Brown  
 at Northwestern, 2/11/07 (19 p, 17 r), Minnesota, 2/15/07 (14 p, 10 r), at Iowa, 2/18/07 (14 p, 11 r)  
 Points & rebounds/4 consecutive games: Angie Potthoff  
 vs. Northwestern, 1/31/97; at Illinois, 2/2/97; Michigan, 2/7/97; Indiana, 2/9/97; Iowa, 2/16/97;  
 Michigan State, 2/21/97  
 Points & rebounds/5 consecutive games: Angie Potthoff  
 vs. Northwestern, 1/31/97; at Illinois, 2/2/97; Michigan, 2/7/97; Indiana, 2/9/97; Iowa, 2/16/97;  
 Michigan State, 2/21/97  
 Points & assists: Dara Taylor (15 p, 10 a); Minnesota, 1/26/14  
 Points & assists/consecutive games: Helen Darling  
 at La Salle, 12/8/99 (12 p, 12 a), vs. Auburn, 12/11/99 (10 p, 11 a)  
 Two players had double-doubles: Teniya Page (19 p, 13 r), Alisia Smith (10 p, 10 r)  
 Ohio State, 2/20/12  
 Three players had double-doubles: Nikki Greene (25 p, 15 r), Mia Nickson (18 p, 15 r), Maggie Lucas (12 p, 10 r)  
 15 points & 15 rebounds: Peyton Whitted (17 p, 16 r); at Tennessee, 11/18/15  
 20 points and 10 rebounds: Peyton Whitted (22 p, 11 r); Holy Cross, 11/13/15



**THE LAST TIME...**

**MARGIN OF VICTORY**

PSU won by 20-30 points: American (21), 12/16/18  
 PSU won by 31-40 points: Manhattan (32), 12/3/17  
 PSU won by 41-50 points: Saint Peter's (56), 11/3/16  
 PSU won by 51+ points: Saint Peter's (56), 11/3/16

PSU won by 20-29 points in a Big Ten game: Ohio State (20), 2/9/14  
 PSU won by 30-39 points in a Big Ten game: Wisconsin (30), 1/16/17  
 PSU won by 40+ points in a Big Ten game: Wisconsin (44), 1/17/13  
 PSU won consecutive Big Ten games by 20+ pts.:  
 Wisconsin (44), 1/17/13; Nebraska (22), 1/13/13; at Michigan State (21), 1/6/13

PSU lost by 20-29 points: at Florida State (29), 11/29/18  
 PSU lost by 30+ points: at Minnesota (33), 2/11/18  
 PSU lost by 20-29 points in a Big Ten game: Ohio State (25), 2/25/18  
 PSU lost by 30+ points in a Big Ten game: at Minnesota (33), 2/11/18

**MISCELLANEOUS**

Led PSU in points/rebounds/assists: Teniya Page (24 pts., 8 rebs., 3 assts.); at Indiana, 12/31/18  
 Scored game-winning points w/ less than 10 seconds: Sam Breen; Providence, 11/8/18  
 Tied 72-72; Hit 2-of-2 FTs with 0.4 seconds remaining  
 Hit game-winning field goal w/ less than 10 seconds: Julia Trogele; at Illinois, 1/27/11  
 Tied 65-65; Layup w/ :09.1 remaining

Player played every minute: Teniya Page (40); at Rutgers, 1/6/19  
 Player played more than 40 minutes: Teniya Page (42); Ohio State, 1/17/19  
 Committed 10 or fewer fouls: Minnesota (6), 1/10/18  
 Committed 30 or more fouls: at Indiana (33), 12/31/18  
 PSU rallied from a 10-pt. deficit to win: North Dakota, 11/21/18  
 Down 11 at 4:49 in 4th quarter -- won 75-68  
 Providence, 11/8/18  
 Down 15 at 2:30 in 3rd quarter -- won 74-72  
 Ohio State, 1/17/19

PSU rallied from a 15-pt. deficit to win: PSU led by 18 at 7:01 in 4th quarter -- Ohio State won, 76-71 (OT)  
 OPP rallied from a 10-pt. deficit to beat PSU: Ohio State, 1/17/19  
 OPP rallied from a 15-pt. deficit to beat PSU: Ohio State, 1/17/19  
 PSU led by 18 at 7:01 in 4th quarter -- Ohio State won, 76-71 (OT)

PSU had a 5-game winning streak: 11/10/17-11/20/17 (Five Games)  
 PSU had a 10-game winning streak: 12/9/12 - 1/27/13 (11 Games)  
 PSU had a 5-game losing streak: 1/3/16-1/17/16 (Five Games)  
 PSU went undefeated at home: 14-0; 2012-13 season  
 PSU sold out the BJC: Purdue, 2/29/04

**CAREER RECORD WATCH**

**CAREER SCORING (GAMES)**

1.	2,919	Kelly Mazzante (133), 2001-04
2.	2,510	Maggie Lucas (132), 2011-14
3.	2,253	Susan Robinson (122), 1989-92
4.	2,044	Tyra Grant (122), 2006-10
5.	2,026	Kahadeejah Herbert (126), 1981-85
6.	1,995	Tanisha Wright (134), 2001-05
7.	<b>1,987</b>	<b>Teniya Page (109), 2015-present</b>
8.	1,897	Suzie McConnell (128), 1984-88
9.	1,789	Alex Bentley (131), 2009-13
10.	1,725	Angie Potthoff (111), 1992-97

**CAREER FIELD GOALS MADE**

1.	1,051	Kelly Mazzante (133), 2001-04
2.	866	Susan Robinson (122), 1989-92
3.	799	Maggie Lucas (132), 2011-14
---	---	---
7.	725	Alex Bentley (131), 2010-13
8.	709	Angie Potthoff (111), 1993-97
9.	687	Tyra Grant (122), 2007-10
10.	668	Jen Bednarek (102), 1977-80
11.	660	Andrea Garner (126), 1996-00
12.	<b>658</b>	<b>Teniya Page (109), 2015-present</b>
13.	598	Vicki Link (123), 1983-87

**CAREER FREE THROWS MADE**

1.	547	Maggie Lucas (132), 2011-14
2.	512	Kahadeejah Herbert (126), 1982-85
3.	<b>500</b>	<b>Teniya Page (109), 2015-present</b>
4.	491	Tyra Grant (122), 2007-10
5.	487	Susan Robinson (122), 1989-92

**CAREER THREE-POINT FIELD GOALS MADE**

1.	365	Maggie Lucas (132), 2011-14
2.	357	Kelly Mazzante (133), 2001-04
3.	230	Lisa Shepherd (128), 1998-2001
4.	191	Jess Strom (133), 2002-05
5.	179	Tyra Grant (122), 2007-10
6.	175	Tiffany Longworth (122), 1994-97
7.	<b>171</b>	<b>Teniya Page (109), 2015-present</b>
8.	149	Zhaque Gray (126), 2009-12
9.	143	Lindsey Spann (89), 2015-17
9.	<b>130</b>	<b>J. Travascio-Green (70), 2016-present</b>
9.	124	Tina Nicholson (124), 1993-96
11.	120	Brianne O'Rourke (120), 2006-09
13.	118	Tanya Garner (114), 1988-91
14.	117	Jess Brungo (133), 2001-04
15.	115	Chrissy Falcone (93), 1998-2000
16.	113	Lynn Dougherty (118), 1989-92
17.	<b>99</b>	<b>Amari Carter (82), 2015-present</b>
18.	97	Dana Eikenberg (122), 1989-92
19.	87	Alex Bentley (131), 2010-13
20.	85	Adrienne Squire (63), 2005-07

**CAREER SCORING AVERAGE (MIN. 50 GAMES)**

1.	21.9	Kelly Mazzante (133), 2001-04
2.	19.0	Maggie Lucas (132), 2011-14
3.	18.5	Susan Robinson (122), 1989-92
4.	<b>18.2</b>	<b>Teniya Page (109), 2015-present</b>
5.	17.4	Carol Walderman (74), 1981-83
6.	16.8	Tyra Grant (122), 2007-10
7.	16.1	Kahadeejah Herbert (126), 1982-85
8.	15.5	Angie Potthoff (111), 1993-97
9.	14.9	Tanisha Wright (134), 2002-05
10.	14.8	Suzie McConnell (128), 1985-88
---	---	---
25.	11.0	Jess Strom (133), 2002-05
26.	<b>10.7</b>	<b>Amari Carter (81), 2015-present</b>
	10.7	Sue Martin (106), 1977-80
	10.7	Kathy Phillips (121), 1989-92

**CAREER ASSISTS**

1.	1,307	Suzie McConnell (128), 1984-88
2.	826	Tina Nicholson (124), 1993-96
3.	791	Helen Darling (126), 1997-2000
---	---	---
10.	484	Tanisha Wright (134), 2002-05
11.	411	Tanya Garner (117), 1988-91
12.	<b>392</b>	<b>Teniya Page (109), 2015-present</b>
12.	379	Corinne Gulas (63), 1980-81
14.	323	Tiffany Longworth (122), 1994-97
15.	318	Carol Walderman (74), 1981-83
16.	<b>288</b>	<b>Amari Carter (81), 2015-present</b>
17.	286	Maggie Lucas (132), 2011-14
18.	277	Joanie O'Brien (117), 1983-86
19.	263	Lisa Sheperd (128), 1998-01
20.	262	Dara Taylor (64), 2013-14

# COQUESE WASHINGTON

**Head Coach - 12th Season**

**Overall Record: 207-161**

**7 National Postseason Tournament Appearances in 11 Years**

Upon arriving on the University Park campus as the fifth head coach in Penn State women's history - and first female African-American head coach in Penn State history - Coquese Washington quickly returned the program to national prominence with her up-tempo, aggressive style of play. Entering her 12th season on the sideline in Happy Valley, her passion for creating a winning culture, predicated on innovative coaching techniques, tireless recruiting, cultivating meaningful relationships with student-athletes and an unmatched enthusiasm for teaching the game she loves, Washington is in the conversation as one of the nation's top head coaches.

Washington has seen success at every level of basketball and in every role she has filled on the sidelines. She became the first player at Flint Central High School to earn a starting position all four seasons and helped her squad to the program's first Saginaw Valley League and district championships, while earning all-state honors on two occasions.

She went on to earn four varsity letters at the University of Notre Dame, leading the team in steals four times and assists on three occasions, before moving on to professional basketball where she was a member of the 2000 WNBA Champion Houston Comets squad.

On the sidelines, she has appeared in the postseason 15 times, with 12 of those being NCAA Tournament appearances. She helped the Lady Lions to four-straight berths in the NCAA Tournament - including a pair of Sweet Sixteen appearances - and was an assistant coach on Notre Dame's 2001 NCAA National Championship team. Her three-straight Big Ten Championships make her one of just four coaches in Big Ten history with three-or-more consecutive Big Ten regular-season championships (Jim Foster, Ohio State; C. Vivian Stringer, Iowa & Tara VanDerveer, Ohio State), taking home outright crowns in 2012 and 2013, while sharing the 2014 title.

## **Growing the Game**

Washington is currently serving on the WBCA Board of Directors and held the role of President from 2015-17 with the organization that is tasked with solving issues, preserving the history and growing the game of women's basketball. She was also the Vice President/President-Elect from 2013-15.

Her service to the game also includes time with USA Basketball, the Kay Yow Cancer Fund and the NCAA Women's Basketball Issues Committee. She won a gold medal with Team USA in Kazan, Russia at the 2013 World University Games and served on the USA Basketball Women's Junior National Committee from 2009-12. Her work with the Kay Yow Cancer Fund Board of Directors ran from 2012-15 and she served five years on the NCAA Women's Basketball Issues Committee.

Of her many accomplishments, Washington was the founding President of the WNBA Players Association in 1999 and was a primary force in negotiating the association's first two collective bargaining agreements.

## **Dancing Shoes**

In 19 years as a collegiate coach, Washington has laced up her dancing shoes and headed to the postseason on 15 occasions, including 12 trips to the NCAA Tournament. While coaching the Blue and White, Washington has guided the program to four NCAA Tournament berths and three appearances in the WNIT.

From 2011-14, the Lady Lions advanced to the NCAA Tournament each season, reaching at least the second round on all four occasions. The 2012 and 2014 squads moved on to the Sweet Sixteen with a pair of postseason wins, before falling to top-five ranked opponents.

The 2017-18 and 2016-17 squads made a pair of WNIT appearances, with the 16-17 squad advancing to the third round.



## **Trophies & All-Americans**

Washington's competitive side shines brightest on the biggest stages and that is a trait that her teams have taken on during her tenure on the University Park campus, as well. Washington's teams have advanced out of the first round of the NCAA Tournament in all four trips, while earning berths to the Sweet Sixteen twice.

From 2012-14, the Lady Lions claimed three-straight Big Ten regular-season titles, making them one of just four teams in conference history to win three-or-more regular season crowns in a row. Washington's squads took the title outright in 2012 and 2013, while sharing the crown in 2014.

Washington is a three-time Big Ten Coach of the Year (2012, 2013 & 2014), a two-time WBCA Region Six Coach of the Year (2012 & 2013) and a two-time finalist for WBCA National Coach of the Year (2012 & 2013). She was also selected as the 2011 and 2014 Black Coaches Association (BCA) Female Coach of the Year.

## **BIG Things Happening**

In 11 seasons on the sideline, Washington has seen 17 players earn All-Big Ten laurels on 30 occasions, along with three each earning Big Ten All-Freshman Team and Big Ten All-Defensive Team honors. Among the All-Big Ten honorees, five of Washington's pupils account for 11 first team selections and Penn State has seen multiple players earn all-conference in 10 of her 11 seasons on the sideline.

**Play to Your Strengths**

Washington’s style of play lends itself to being up-tempo and high scoring, which has enabled the program to rise to new heights and return to the national spotlight. As a member of the Big Ten Conference, her teams are playing one of the toughest conference slates in the country, but that doesn’t stop Washington from scheduling key non-conference games against the nation’s best teams – home and on the road.

In each of Washington’s first six years, Penn State improved its Big Ten win total and the Lady Lions posted three consecutive 25-win seasons, joining the 1993-94, 1994-95 and 1995-96 squads as the only teams in program history to accomplish the feat.

During Washington’s first 11 seasons, Penn State has toppled ranked opponents in nine of those seasons; winning multiple games against ranked foes during eight of those campaigns.

**Double Domer**

Washington was a four-year starting point guard for Notre Dame under Muffet McGraw and was the team captain on Notre Dame’s first-ever NCAA Tournament team. She was a two-time All-Midwestern Collegiate Conference (MCC) selection and led the Irish to three MCC Tournament titles. Washington led the team in steals in each of her four seasons and was top on the squad in assists three times.

Washington is first on UND’s all-time steals per game list (2.7), third in career steals (307) and sixth in assists (554).

The epitome of a student-athlete, Washington graduated from Notre Dame in 1992, a full year ahead of schedule, with a bachelor’s degree in history. She went on to attain “Double Domer” status in 1997 after earning her Juris Doctorate from the Notre Dame Law School.

**The Consummate Professional**

Washington juggled finishing her law degree with the start of her professional basketball career, returning to the hardwood as a professional in 1997-98 with the ABL’s Portland Power before spending a two-year stint with the WNBA’s New York Liberty (1998-99) and playing in the WNBA Finals in 1999.

Moving to Houston in 2000, Washington played an instrumental role in leading the Comets to the WNBA title. Her solid season in 2001 with the Comets for Hall of Fame coach Van Chancellor, saw her finish ninth in the WNBA in assists and fourth in steals as Houston earned its fifth consecutive playoff berth. Washington started the 2002 campaign in Houston before being traded to the Indiana Fever at the midway point of the season. Washington guided the Fever to their first-ever playoff berth, helping her become the first player in WNBA history to lead three different teams to the postseason. She retired from the WNBA in 2003 as a member of the Fever.

Utilizing her law degree, Washington was a central figure in helping create the WNBA Players Association (WNBPA), serving as the founding president of the WNBPA from 1999 until 2001. She also served as the Executive Vice President of the WNBPA from 2001 until her retirement in 2003.

**Serving the Community**

Be it on the hardwood, on the golf course, or out on a speaking engagement, Washington is among the most active Penn State coaches in the community. Her annual efforts include Coquese’s Drive for the Centre County Women’s Resource Center, championing the fight against breast cancer for the Penn State Play4Kay game and supporting her team during their many hours of giving back to the Centre region.

**The Personal Side**

Washington and her husband, Raynell Brown, have a son, Quenton (13), and a daughter, Rhaiyna (9). Raynell is an Adjunct Professor of Law at Penn State Law School and is a former partner at Hicks & Brown Sports Agency, where he represented athletes in the NFL, FIBA, NBA and WNBA. They reside in Port Matilda.

**THE RESUME**

**COACHING RESUME**

- 2007-pres. - Head Coach, Penn State University
- 2017-pres. - Past President, WBCA Executive Committee
- 2015-17 - President, WBCA Executive Committee
- 2013-15 - VP/President-Elect, WBCA Executive Committee
- 2013 - Assistant Coach, USA Basketball World University Games
- 2012-15 - Kay Yow Cancer Fund Board of Directors
- 2011-15 - NCAA Women’s Basketball Issues Committee
- 2010-13 - Treasurer, WBCA Executive Committee
- 2008-pres. - WBCA Board of Directors
- 2009-12 - USA Basketball Women’s Junior National Team Committee
- 2005-07 - Associate Head Coach, University of Notre Dame
- 1999-05 - Assistant Coach, University of Notre Dame

**PLAYING EXPERIENCE**

- 2002-03 - WNBA’s Indiana Fever
- 2000-02 - WNBA’s Houston Comets
- 1998-99 - WNBA’s New York Liberty
- 1997-98 - ABL’s Portland Power
- 1989-93 - University of Notre Dame

**EDUCATION**

- Notre Dame ’92 (B.A. History)
- Notre Dame Law School ’97 (Juris Doctorate)

**AWARDS**

- 2012, 2013, 2014 Big Ten Coach of the Year
- 2012, 2013 WBCA Region 6 Coach of the Year
- 2012, 2013 WBCA National Coach of the Year Finalist
- 2011, 2013 BCA Female Coach of the Year
- 2009 Greater Flint Hall of Fame Inductee
- 2008 WBCA “Rising Star” Award Winner

**NOTABLE**

- Helped guide Notre Dame to the 2001 NCAA Championship.
- Notre Dame had four Sweet Sixteen appearances and eight NCAA Tournament berths during Washington’s tenure.
- Point guard for the 2000 WNBA Champion Houston Comets.
- Founding President, WNBA Players Association, 1999-01.
- Actively negotiated collective bargaining agreements for the WNBPA, establishing two deals.
- Two-time team captain as a player at Notre Dame.

**FAMILY**

- Husband: Raynell Brown
- Children: Quenton (13), Rhaiyna (9)

# 1 Alisia SMITH

So./So. • Forward • 6-3  
Lansing, Mich./Waverly  
Criminology



## CAREER STATS

Season	gp-gs	min/avg	Total		3-Point		F-Throws			Rebounds				Scoring						
			fg-fga	pct	fg-fga	pct	ft-fa	pct	off	def	tot	avg	pf	fo	ast	to	blk	stl	pts	avg
2017-18	32-5	453/14.2	55-99	.556	0-0	.000	56-70	.800	58	62	120	3.8	71	1	11	47	13	6	166	5.2
2018-19	19-19	515/27.1	62-134	.463	0-0	.000	59-79	.747	62	79	141	7.4	57	3	8	42	20	21	183	9.6
<b>TOTAL</b>	<b>51-24</b>	<b>968/19.0</b>	<b>117-233</b>	<b>.502</b>	<b>0-0</b>	<b>.000</b>	<b>115-149</b>	<b>.772</b>	<b>120</b>	<b>141</b>	<b>261</b>	<b>5.1</b>	<b>128</b>	<b>4</b>	<b>19</b>	<b>89</b>	<b>33</b>	<b>27</b>	<b>349</b>	<b>6.8</b>

## 2018-19 GAME-BY-GAME STATS

Opponent	Date	qs	min	fg-fga	pct	3fg-fga	pct	ft-fa	pct	off	def	tot	avg	pf	a	t/o	blk	stl	pts	avg	
PROVIDENCE	11/08/18	*	21	4-6	.667	0-0	.000	5-6	.833	3	4	7	7.0	5	0	4	2	0	13	13.0	
#24 CALIFORNIA	11/11/18	*	26	3-9	.333	0-0	.000	4-5	.800	6	5	11	9.0	3	0	4	3	4	10	11.5	
at Fordham	11/14/18	*	28	7-10	.700	0-0	.000	2-2	1.000	4	4	8	8.7	3	1	1	2	0	16	13.0	
PRINCETON	11/18/18	*	35	3-7	.429	0-0	.000	10-10	1.000	3	8	11	9.3	3	1	5	2	3	16	13.8	
NORTH DAKOTA	11/21/18	*	31	7-9	.778	0-0	.000	3-4	.750	5	3	8	9.0	4	0	3	0	1	17	14.4	
STONY BROOK	11/25/18	*	28	0-3	.000	0-0	.000	4-4	1.000	0	4	4	8.2	2	1	2	0	1	4	12.7	
at Florida State	11/29/18	dnp	-	-	-	-	-	-	-	-	-	-	-	-	-	-	-	-	-	-	
JACKSONVILLE	12/2/18	*	26	4-11	.364	0-0	.000	3-4	.750	5	9	14	9.0	4	2	2	2	4	11	12.4	
DUQUESNE	12/5/18	*	30	2-6	.333	0-0	.000	0-0	.000	4	3	7	8.8	1	0	2	2	1	4	11.4	
ST. BONAVENTURE	12/9/18	*	17	2-7	.286	0-0	.000	0-0	.000	0	2	2	8.0	5	0	2	1	0	4	10.6	
AMERICAN	12/16/18	*	21	7-8	.875	0-0	.000	0-2	.000	3	2	5	7.7	0	1	0	0	1	14	10.9	
#4 MARYLAND	12/28/18	*	28	0-6	.000	0-0	.000	2-6	.333	2	2	4	7.4	3	0	4	0	0	2	10.1	
at Indiana	12/31/18	*	23	5-8	.625	0-0	.000	5-5	1.000	3	6	9	7.3	3	0	3	1	0	15	10.5	
WISCONSIN	1/3/19	*	27	1-10	.100	0-0	.000	3-5	.600	3	5	8	7.3	4	0	2	0	1	5	10.1	
at Rutgers	01/06/19	*	36	4-9	.444	0-0	.000	7-9	.778	4	6	10	7.5	3	0	2	0	1	15	10.4	
ILLINOIS	1/12/19	*	31	6-8	.750	0-0	.000	2-2	1.000	5	6	11	7.7	1	1	1	1	2	14	10.7	
OHIO STATE	1/17/19	*	29	0-1	.000	0-0	.000	3-4	.750	0	0	0	7.3	3	0	1	1	0	3	10.2	
at Maryland	01/20/19		36	4-9	.444	0-0	.000	1-2	.500	5	4	9	7.4	2	0	1	1	0	9	10.1	
at Wisconsin	01/24/19	*	22	2-4	.500	0-0	.000	1-3	.333	4	4	8	7.4	5	1	1	2	0	5	9.8	
#14/18 RUTGERS	1/27/19	*	20	1-3	.333	0-0	.000	4-6	.667	3	5	8	7.4	3	0	2	0	2	6	9.6	
<b>Totals</b>			<b>18</b>	<b>515</b>	<b>62-134</b>	<b>.463</b>	<b>0-0</b>	<b>.000</b>	<b>59-79</b>	<b>.747</b>	<b>62</b>	<b>79</b>	<b>141</b>	<b>7.4</b>	<b>57</b>	<b>8</b>	<b>42</b>	<b>20</b>	<b>21</b>	<b>183</b>	<b>9.6</b>

Games played: 19  
Minutes/game: 27.1  
Points/game: 9.6  
FG Pct: 46.3  
FT Pct: 74.7

Rebounds/game: 7.4  
Assists/game: 0.4  
Turnovers/game: 2.2  
Assist/turnover ratio: 0.2  
Steals/game: 1.1  
Blocks/game: 1.1

### SEASON/CAREER HIGHS

**Points**  
Season 17 vs. N. Dakota (11/21/18)  
Career 17 vs. N. Dakota (11/21/18)  
Big Ten 15 - 2 times

**Rebounds**  
Season 14 v. Jacksonville (12/2/18)  
Career 14 v. Jacksonville (12/2/18)  
Big Ten 11 vs. Illinois (1/12/19)

**Assists**  
Season 2 v. Jacksonville (12/2/18)  
Career 2 - 2 times  
Big Ten 1 - 7 times

**Steals**  
Season 4 - 2 times  
Career 4 - 2 times  
Big Ten 2 - 3 times

**Blocks**  
Season 3 vs. Cal (11/11/18)  
Career 3 - 3 times  
Big Ten 3 vs. NWestern (2/14/18)

**Field Goals Made**  
Season 7 - 3 times  
Career 7 - 3 times  
Big Ten 6 vs. Illinois (1/12/19)

**3-Point Field Goals Made**  
Season n/a  
Career n/a  
Big Ten n/a

**Free Throws Made**  
Season 10 vs. Princeton (11/18/18)  
Career 10 vs. Princeton (11/18/18)  
Big Ten 7 at Rutgers (1/6/19)

**Minutes**  
Season 36 - 2 times  
Career 36 - 2 times  
Big Ten 36 - 2 times

## 2018-19 NOTES

- Notched her second-straight double-double with team-best marks of 14 points and 11 rebounds in a big win over Illinois (1/12).
- Registered her first career Big Ten double-double with 15 points and 10 rebounds at Rutgers (1/6), while playing a career-best 36 minutes.
- Recorded a Big Ten career-best 15 points at Indiana (12/31).
- Shot 7-for-8 from the floor to tally 14 points in a win over American (12/16).
- Registered her third double-double of the season with 11 points and a career-best 14 rebounds in a win over Jacksonville (12/2).
- Put up a career-best 17 points while shooting 7-for-9 from the field in a comeback win over North Dakota (11/21).
- Went 10-for-10 from the charity stripe en route to 16 points and 11 rebounds to help Penn State to a 79-71 comeback OT win over Princeton (11/18).
- Scored 16 points to go along with 8 rebounds in a road win at Fordham (11/14).
- Notched career highs in rebounds (11) and steals (4) to go along with 10 points and 3 blocks in a strong all-around effort against #24 Cal (11/11).
- Contributed 13 points and a team high-tying 7 rebounds in PSU's 74-72 come-from-behind win over Providence (11/8).

# 2 Amari CARTER

Sr./Jr. • Guard • 5-8  
Washington D.C./St. John's College HS  
Labor & Employment Relations



## AWARDS AND HONORS

- 2017-18 All-Big Ten Second Team (coaches)
- 2017-18 All-Big Ten Honorable Mention (media)
- 2017-18 Big Ten Sportsmanship Award

## CAREER STATS

Season	gp-gs	min/avg	Total		3-Point		F-Throws			Rebounds				Scoring						
			fg-fga	pct	fg-fga	pct	ft-fa	pct	off	def	tot	avg	pf	fo	ast	to	blk	stl	pts	avg
2015-16	1-0	5/5.0	1-2	.500	1-2	.500	0-0	.000	1	0	1	1.0	0	0	0	0	0	0	3	3.0
2016-17	32-32	937/29.3	100-280	.357	24-81	.296	28-45	.622	24	75	99	3.1	56	0	134	49	6	37	252	7.9
2017-18	32-32	1142/35.7	168-446	.377	47-146	.322	70-87	.805	23	92	115	3.6	45	1	116	55	10	84	453	14.2
2018-19	17-16	569/33.5	61-176	.347	27-75	.360	19-21	.905	7	44	51	3.0	36	1	40	21	7	22	168	9.9
TOTAL	82-80	2653/32.4	330-904	.365	99-304	.326	117-153	.765	55	211	266	3.2	137	2	290	125	23	143	876	10.7

## 2018-19 GAME-BY-GAME STATS

Opponent	Date	gs	min	fg-fga	pct	3fg-fga	pct	ft-fa	pct	off	def	tot	avg	pf	a	t/o	blk	stl	pts	avg	
PROVIDENCE	11/08/18	*	32	6-13	.462	3-6	.500	0-0	.000	1	4	5	5.0	1	1	3	0	3	15	15.0	
#24 CALIFORNIA	11/11/18	*	31	2-10	.200	1-4	.250	0-0	.000	1	3	4	4.5	2	4	1	0	0	5	10.0	
at Fordham	11/14/18	*	33	1-8	.125	1-4	.250	2-2	1.000	0	5	5	4.7	2	3	1	1	0	5	8.3	
PRINCETON	11/18/18	*	42	6-13	.462	4-8	.500	1-1	1.000	1	4	5	4.8	5	2	4	1	1	17	10.5	
NORTH DAKOTA	11/21/18	*	38	3-8	.375	1-3	.333	6-6	1.000	1	1	2	4.2	0	5	0	0	3	13	11.0	
STONY BROOK	11/25/18	*	1	0-0	.000	0-0	.000	0-0	.000	0	0	0	3.5	0	0	0	0	0	0	9.2	
at Florida State	11/29/18	dnp	-	-	-	-	-	-	-	-	-	-	-	-	-	-	-	-	-	-	
JACKSONVILLE	12/2/18	dnp	-	-	-	-	-	-	-	-	-	-	-	-	-	-	-	-	-	-	
DUQUESNE	12/5/18	dnp	-	-	-	-	-	-	-	-	-	-	-	-	-	-	-	-	-	-	
ST. BONAVENTURE	12/9/18		27	4-8	.500	4-6	.667	0-0	.000	1	2	3	3.4	2	3	1	0	0	12	9.6	
AMERICAN	12/16/18	*	38	6-12	.500	2-6	.333	4-4	1.000	0	4	4	3.5	1	6	0	1	3	18	10.6	
#4 MARYLAND	12/28/18	*	34	2-10	.200	0-3	.000	0-0	.000	0	1	1	3.2	2	2	0	0	0	4	9.9	
at Indiana	12/31/18	*	36	2-12	.167	0-3	.000	1-2	.500	0	3	3	3.2	4	2	1	1	0	5	9.4	
WISCONSIN	1/3/19	*	34	5-11	.455	3-6	.500	0-0	.000	0	0	0	2.9	3	3	1	1	0	13	9.7	
at Rutgers	01/06/19	*	38	3-9	.333	1-3	.333	0-0	.000	0	1	1	2.8	2	0	3	0	3	7	9.5	
ILLINOIS	1/12/19	*	34	4-9	.444	1-3	.333	0-0	.000	0	4	4	2.8	1	0	1	0	3	9	9.5	
OHIO STATE	1/17/19	*	40	6-14	.429	0-3	.000	0-0	.000	0	9	9	3.3	3	3	1	1	3	12	9.6	
at Maryland	01/20/19		38	2-14	.143	1-6	.167	2-2	1.000	0	1	1	3.1	4	1	1	0	0	7	9.5	
at Wisconsin	01/24/19	*	36	5-14	.357	2-3	.667	0-0	.000	1	2	3	3.1	1	3	1	1	1	12	9.6	
#14/18 RUTGERS	1/27/19	*	37	4-11	.364	3-8	.375	3-4	.750	1	0	1	3.0	3	2	2	0	2	14	9.9	
Totals			15	569	61-176	.347	27-75	.360	19-21	.905	7	44	51	3.0	36	40	21	7	22	168	9.9

Games played: 17  
Minutes/game: 33.5  
Points/game: 9.9  
FG Pct: 34.7  
3FG Pct: 36.0  
FT Pct: 90.5

Rebounds/game: 3.0  
Assists/game: 2.4  
Turnovers/game: 1.2  
Assist/turnover ratio: 1.9  
Steals/game: 1.3  
Blocks/game: 0.4

## 2018-19 NOTES

- Scored a Big Ten season-best 14 points against #14/18 Rutgers (1/27).
- Tallied 12 points and a career high-tying 9 rebounds against Ohio State (1/17).
- Contributed 13 points and 3 steals in Big Ten win over Wisconsin (1/3).
- Recorded season-best marks in points (18) and assists (6) in win over American (12/16).
- Went 4-for-4 from three-point range in a 3:37 third-quarter stretch in her first game back from a three-game injury layoff against St. Bonaventure (12/9).
- Chipped in 13 points and 5 assists in a comeback win over North Dakota (11/21).
- Hit four three-pointers, all of which came in the fourth quarter and overtime, en route to 17 points that helped Penn State rally for a 79-71 OT win against Princeton (11/18).
- Tallied a team-best 15 points to go along with 5 rebounds in Penn State's 74-72 come-from-behind win over Providence (11/8).
- Coming off a 2017-18 season that saw her garner All-Big Ten honors after averaging 14.2 points and 3.6 assists per game...Led the Big Ten with 2.63 steals per game.

### SEASON/CAREER HIGHS

<b>Points</b>	
Season	18 vs. American (12/16/18)
Career	26 vs. Indiana (1/3/18)
Big Ten	26 vs. Indiana (1/3/18)
<b>Rebounds</b>	
Season	9 vs. Ohio State (1/17/19)
Career	9 - 2 times
Big Ten	9 - 2 times
<b>Assists</b>	
Season	6 vs. American (12/16/18)
Career	9 - 2 times
Big Ten	8 - 2 times
<b>Steals</b>	
Season	3 - 6 times
Career	5 - 3 times
Big Ten	5 - 2 times
<b>Blocks</b>	
Season	1 - 7 times
Career	2 - 3 times
Big Ten	2 - 3 times
<b>Field Goals Made</b>	
Season	6 - 4 times
Career	11 at Maryland (1/11/17)
Big Ten	11 at Maryland (1/11/17)
<b>3-Point Field Goals Made</b>	
Season	4 - 2 times
Career	5 at Wisconsin (1/14/18)
Big Ten	5 at Wisconsin (1/14/18)
<b>Free Throws Made</b>	
Season	6 vs. N. Dakota (11/21/18)
Career	7 vs. CCSU (11/20/17)
Big Ten	6 at Michigan (12/28/17)
<b>Minutes</b>	
Season	42 vs. Princeton (11/18/18)
Career	43 vs. Radford (3/15/18)
Big Ten	39 - 2 times

# 3 Karisma ORTIZ

Fr./Fr. • Guard • 6-0  
 San Jose, Calif./Archbishop Mitty  
 Communications/Broadcast Journalism



## CAREER STATS

Season	gp-gs	min/avg	Total		3-Point		F-Throws			Rebounds				Scoring						
			fg-fga	pct	fg-fga	pct	ft-fa	pct	off	def	tot	avg	pf	fo	ast	to	blk	stl	pts	avg
2018-19	20-14	497/24.9	24-67	.358	5-28	.179	6-10	.600	17	68	85	4.3	37	1	46	50	14	19	59	3.0
<b>TOTAL</b>	<b>20-14</b>	<b>497/24.9</b>	<b>24-67</b>	<b>.358</b>	<b>5-28</b>	<b>.179</b>	<b>6-10</b>	<b>.600</b>	<b>17</b>	<b>68</b>	<b>85</b>	<b>4.3</b>	<b>37</b>	<b>1</b>	<b>46</b>	<b>50</b>	<b>14</b>	<b>19</b>	<b>59</b>	<b>3.0</b>

## 2018-19 GAME-BY-GAME STATS

Opponent	Date	gs	min	fg-fga	pct	3fg-fga	pct	ft-fa	pct	off	def	tot	avg	pf	a	t/o	blk	stl	pts	avg	
PROVIDENCE	11/08/18	10	0-3	.000	0-1	.000	0-0	.000	1	2	3	3.0	0	1	3	0	1	0	0	0.0	
#24 CALIFORNIA	11/11/18	16	2-4	.500	0-0	.000	0-0	.000	1	3	4	3.5	4	1	4	0	0	4	2.0		
at Fordham	11/14/18	31	3-6	.500	0-0	.000	0-0	.000	0	7	7	4.7	1	5	1	0	2	6	3.3		
PRINCETON	11/18/18	32	3-5	.600	0-2	.000	1-1	1.000	0	4	4	4.5	1	2	2	1	0	7	4.3		
NORTH DAKOTA	11/21/18	25	0-1	.000	0-0	.000	0-0	.000	0	1	1	3.8	2	3	1	1	0	0	3.4		
STONY BROOK	11/25/18	38	2-5	.400	0-3	.000	2-4	.500	1	5	6	4.2	2	1	5	1	2	6	3.8		
at Florida State	11/29/18	*	34	1-2	.500	0-1	.000	0-0	.000	2	2	4	4.1	1	4	2	0	1	2	3.6	
JACKSONVILLE	12/2/18	*	29	1-1	1.000	0-0	.000	0-0	.000	1	3	4	4.1	3	4	6	3	0	2	3.4	
DUQUESNE	12/5/18	*	29	1-6	.167	0-3	.000	0-0	.000	1	2	3	4.0	5	1	3	1	1	2	3.2	
ST. BONAVENTURE	12/9/18	*	38	1-3	.333	0-2	.000	0-0	.000	1	8	9	4.5	1	6	2	0	1	2	3.1	
AMERICAN	12/16/18	*	29	1-3	.333	1-2	.500	0-0	.000	1	5	6	4.6	2	2	0	2	1	3	3.1	
#4 MARYLAND	12/28/18	*	11	1-1	1.000	1-1	1.000	0-0	.000	0	1	1	4.3	0	0	2	0	0	3	3.1	
at Indiana	12/31/18	*	23	1-2	.500	0-1	.000	0-0	.000	2	4	6	4.5	3	0	2	1	2	2	3.0	
WISCONSIN	1/3/19	*	22	1-6	.167	0-2	.000	0-0	.000	3	5	8	4.7	2	1	1	2	1	2	2.9	
at Rutgers	01/06/19	*	19	0-2	.000	0-0	.000	0-0	.000	0	4	4	4.7	2	3	2	1	0	0	2.7	
ILLINOIS	1/12/19	*	32	2-7	.286	0-2	.000	2-3	.667	0	4	4	4.6	1	5	3	0	3	6	2.9	
OHIO STATE	1/17/19	*	37	4-6	.667	3-5	.600	1-2	.500	0	5	5	4.6	4	3	5	0	1	12	3.5	
at Maryland	01/20/19		6	0-2	.000	0-2	.000	0-0	.000	0	1	1	4.4	0	0	0	0	0	0	3.3	
at Wisconsin	01/24/19	*	18	0-2	.000	0-1	.000	0-0	.000	1	2	3	4.4	2	3	4	0	2	0	3.1	
#14/18 RUTGERS	1/27/19	*	18	0-0	.000	0-0	.000	0-0	.000	2	0	2	4.3	1	2	0	1	0	0	3.0	
<b>Totals</b>			<b>13</b>	<b>497</b>	<b>24-67</b>	<b>.358</b>	<b>5-28</b>	<b>.179</b>	<b>6-10</b>	<b>.600</b>	<b>17</b>	<b>68</b>	<b>85</b>	<b>4.3</b>	<b>37</b>	<b>46</b>	<b>50</b>	<b>14</b>	<b>19</b>	<b>59</b>	<b>3.0</b>

### SEASON/CAREER HIGHS

**Points**  
 Season 12 vs. Ohio State (1/17/19)  
 Career 12 vs. Ohio State (1/17/19)  
 Big Ten 12 vs. Ohio State (1/17/19)

**Rebounds**  
 Season 9 vs. St. Bona (12/9/18)  
 Career 9 vs. St. Bona (12/9/18)  
 Big Ten 6 - 2 times

**Assists**  
 Season 6 vs. St. Bona (12/9/18)  
 Career 6 vs. St. Bona (12/9/18)  
 Big Ten 5 vs. Illinois (1/12/19)

**Steals**  
 Season 3 vs. Illinois (1/12/19)  
 Career 3 vs. Illinois (1/12/19)  
 Big Ten 3 vs. Illinois (1/12/19)

**Blocks**  
 Season 3 vs. Jacksonville (12/2/18)  
 Career 3 vs. Jacksonville (12/2/18)  
 Big Ten 2 vs. Wisconsin (1/3/19)

**Field Goals Made**  
 Season 4 vs. Ohio State (1/17/19)  
 Career 4 vs. Ohio State (1/17/19)  
 Big Ten 4 vs. Ohio State (1/17/19)

**3-Point Field Goals Made**  
 Season 3 vs. Ohio State (1/17/19)  
 Career 3 vs. Ohio State (1/17/19)  
 Big Ten 3 vs. Ohio State (1/17/19)

**Free Throws Made**  
 Season 2 - 3 times  
 Career 2 - 3 times  
 Big Ten 2 vs. Illinois (1/12/19)

**Minutes**  
 Season 38 - 2 times  
 Career 38 - 2 times  
 Big Ten 37 vs. Ohio State (1/17/19)

Games played: 20  
 Minutes/game: 24.9  
 Points/game: 3.0  
 FG Pct: 35.8  
 3FG Pct: 17.9  
 FT Pct: 60.0

Rebounds/game: 4.3  
 Assists/game: 2.3  
 Turnovers/game: 2.5  
 Assist/turnover ratio: 0.9  
 Steals/game: 1.0  
 Blocks/game: 0.7

## 2018-19 NOTES

- Drained 3 three-pointers en route to a career-best 12 points against Ohio State (1/17).
- Put together a strong all-around game in a big win over Illinois (1/12) with 6 points, 5 assists, 4 rebounds and a career-best 3 steals.
- Had career-best marks in rebounds (9) and assists (6) in a win over St. Bonaventure (12/9).
- Contributed 6 points and a team-best 6 rebounds in a career-high 38 minutes played against Stony Brook (11/25).
- Tallied a career-best 7 points to go along with 4 rebounds and 2 assists in an overtime win against Princeton (11/18).
- Put together a strong all-around game in a road win at Fordham (11/14) with 6 points, 7 rebounds, 5 assists and 2 steals.
- Scored first-career points in a 4-point, 4-rebound effort against #24 Cal (11/11).
- Comes to Penn State from Archbishop Mitty High School, which ranked as the No. 1 high school team in the nation at the end of her senior year...Ranked as the No. 54 prospect nationally and

# 4 Siyeh FRAZIER

Jr./Jr. • Guard • 5-9  
 Detroit, Mich./Renaissance  
 Health Policy and Administration



## CAREER STATS

Season	gp-gs	min/avg	Total		3-Point		F-Throws			Rebounds				Scoring						
			fg-fga	pct	fg-fga	pct	ft-fa	pct	off	def	tot	avg	pf	fo	ast	to	blk	stl	pts	avg
2016-17	23-0	142/6.2	13-23	.565	1-3	.333	9-13	.692	7	11	18	0.8	23	0	4	14	1	9	36	1.6
2017-18	32-19	757/23.7	88-211	.417	3-14	.214	57-83	.687	38	58	96	3.0	80	0	61	73	14	60	236	7.4
2018-19	20-20	517/25.9	76-169	.450	7-25	.280	40-59	.678	31	66	97	4.9	63	4	32	49	10	33	199	10.0
<b>TOTAL</b>	<b>75-39</b>	<b>1416/18.9</b>	<b>177-403</b>	<b>.439</b>	<b>11-42</b>	<b>.262</b>	<b>106-155</b>	<b>.684</b>	<b>76</b>	<b>135</b>	<b>211</b>	<b>2.8</b>	<b>166</b>	<b>4</b>	<b>97</b>	<b>136</b>	<b>25</b>	<b>102</b>	<b>471</b>	<b>6.3</b>

## 2018-19 GAME-BY-GAME STATS

Opponent	Date	qs	min	fg-fga	pct	3fg-fga	pct	ft-fa	pct	off	def	tot	avg	pf	a	t/o	blk	stl	pts	avg	
PROVIDENCE	11/08/18	*	30	5-10	.500	0-0	.000	0-0	.000	1	2	3	3.0	4	3	1	0	3	10	10.0	
#24 CALIFORNIA	11/11/18	*	27	6-14	.429	2-4	.500	3-3	1.000	1	1	2	2.5	1	0	2	0	3	17	13.5	
at Fordham	11/14/18	*	36	6-11	.545	1-2	.500	2-3	.667	1	4	5	3.3	3	3	5	0	4	15	14.0	
PRINCETON	11/18/18	*	29	2-3	.667	0-0	.000	7-10	.700	2	5	7	4.3	5	2	3	0	1	11	13.3	
NORTH DAKOTA	11/21/18	*	32	5-9	.556	0-3	.000	5-7	.714	1	4	5	4.4	4	5	3	0	4	15	13.6	
STONY BROOK	11/25/18	*	21	3-6	.500	0-1	.000	0-0	.000	1	3	4	4.3	5	1	3	0	3	6	12.3	
at Florida State	11/29/18	*	33	2-11	.182	0-1	.000	0-2	.000	1	7	8	4.9	1	1	4	0	0	4	11.1	
JACKSONVILLE	12/2/18	*	36	4-13	.308	0-2	.000	6-7	.857	0	4	4	4.8	3	2	4	4	5	14	11.5	
DUQUESNE	12/5/18	*	35	4-10	.400	0-2	.000	2-2	1.000	2	2	4	4.7	3	3	2	0	1	10	11.3	
ST. BONAVENTURE	12/9/18	*	27	6-13	.462	1-2	.500	4-4	1.000	2	2	4	4.6	4	2	2	1	2	17	11.9	
AMERICAN	12/16/18	*	17	3-10	.300	0-1	.000	0-0	.000	2	3	5	4.6	2	1	1	0	0	6	11.4	
#4 MARYLAND	12/28/18	*	13	1-5	.200	0-1	.000	3-4	.750	1	2	3	4.5	3	0	3	0	1	5	10.8	
at Indiana	12/31/18	*	16	5-6	.833	0-0	.000	1-2	.500	0	5	5	4.5	5	1	1	1	0	11	10.8	
WISCONSIN	1/3/19	*	32	5-10	.500	0-1	.000	0-0	.000	5	6	11	5.0	2	2	2	0	1	10	10.8	
at Rutgers	01/06/19	*	22	2-6	.333	0-0	.000	4-8	.500	3	3	6	5.1	4	3	2	0	1	8	10.6	
ILLINOIS	1/12/19	*	30	4-8	.500	2-2	1.000	1-1	1.000	1	3	4	5.0	3	0	3	0	0	11	10.6	
OHIO STATE	1/17/19	*	25	5-6	.833	0-0	.000	1-3	.333	1	2	3	4.9	3	2	1	2	1	11	10.6	
at Maryland	01/20/19		24	6-10	.600	1-2	.500	0-0	.000	2	6	8	5.1	5	1	4	0	1	13	10.8	
at Wisconsin	01/24/19	*	21	1-3	.333	0-0	.000	1-2	.500	2	2	4	5.0	3	0	1	2	1	3	10.4	
#14/18 RUTGERS	1/27/19	*	11	1-5	.200	0-1	.000	0-1	.000	2	0	2	4.9	0	0	2	0	1	2	10.0	
<b>Totals</b>			19	517	76-169	.450	7-25	.280	40-59	.678	31	66	97	4.9	63	32	49	10	33	199	10.0

Games played: 20  
 Minutes/game: 25.9  
 Points/game: 10.0  
 FG Pct: 45.0  
 3FG Pct: 28.0  
 FT Pct: 67.8

Rebounds/game: 4.9  
 Assists/game: 1.6  
 Turnovers/game: 2.5  
 Assist/turnover ratio: 0.7  
 Steals/game: 1.7  
 Blocks/game: 0.5

### SEASON/CAREER HIGHS

<b>Points</b>	17 - 2 times
Season	17 - 2 times
Career	17 - 2 times
Big Ten	14 vs. Mich. State (2/4/18)
<b>Rebounds</b>	11 vs. Wisconsin (1/3/19)
Season	11 vs. Wisconsin (1/3/19)
Career	11 vs. Wisconsin (1/3/19)
Big Ten	11 vs. Wisconsin (1/3/19)
<b>Assists</b>	5 vs. N. Dakota (11/21/18)
Season	5 vs. N. Dakota (11/21/18)
Career	6 vs. Siena (11/10/17)
Big Ten	4 - 2 times
<b>Steals</b>	5 vs. Jacksonville (12/2/18)
Season	5 vs. Jacksonville (12/2/18)
Career	8 vs. Siena (11/10/17)
Big Ten	5 at Nebraska (2/22/18)
<b>Blocks</b>	4 vs. Jacksonville (12/2/18)
Season	4 vs. Jacksonville (12/2/18)
Career	4 vs. Jacksonville (12/2/18)
Big Ten	3 vs. NWestern (2/14/18)
<b>Field Goals Made</b>	6 - 4 times
Season	6 - 4 times
Career	6 - 5 times
Big Ten	6 - 2 times
<b>3-Point Field Goals Made</b>	2 - 2 times
Season	2 - 2 times
Career	2 - 2 times
Big Ten	2 vs. Illinois (1/12/19)
<b>Free Throws Made</b>	7 vs. Princeton (11/18/18)
Season	7 vs. Princeton (11/18/18)
Career	8 vs. Siena (11/10/17)
Big Ten	5 vs. NWestern (2/14/18)
<b>Minutes</b>	36 - 2 times
Season	36 - 2 times
Career	36 - 2 times
Big Ten	32 vs. Wisconsin (1/3/19)

## 2018-19 NOTES

- Has scored in double-figures in 12 games this season.
- Tallied 13 points and 8 rebounds at #9 Maryland (1/20).
- Shot 5-for-6 from the floor for 11 points against Ohio State (1/17).
- Registered her first career double-double with 10 points and a career-best 11 rebounds in a Big Ten win over Wisconsin (1/3).
- Tied her career high with 17 points against St. Bonaventure (12/9).
- Had a big all-around game against Jacksonville (12/2), finishing with 14 points, a season-best 5 steals, a career-best 4 blocks, and four rebounds.
- Pulled down a career-high 8 rebounds at Florida State (11/29).
- Stuffed the stat sheet in a win over North Dakota (11/21) with 15 points, 5 rebounds, 5 assists and 4 steals.
- Huge all-around game at Fordham (11/14), finishing with 15 points, 5 rebounds, 4 steals and 3 assists in a career-high 36 minutes.
- Dropped a career-best and team-leading 17 points against #24 Cal (11/11).
- Made key steal in final minutes of 74-72 come-from-behind win over Providence (11/8)...finished with 10 points, 3 rebounds and 3 assists.
- Named team's Defensive MVP at conclusion of sophomore season in which she started 19 of 32 games and averaged 7.4 points and 3.0 rebounds per contest.

# 5 Kamaria McDANIEL | So./So. • Guard • 5-10

Inkster, Mich./Dearborn Heights  
Agricultural Sciences



## CAREER STATS

Season	gp-gs	min/avg	Total		3-Point		F-Throws		Rebounds				Scoring							
			fg-fga	pct	fg-fga	pct	ft-fa	pct	off	def	tot	avg	pf	fo	ast	to	blk	stl	pts	avg
2017-18	32-0	568/17.8	49-138	.355	31-90	.344	31-43	.721	9	50	59	1.8	27	0	30	25	4	12	160	5.0
2018-19	20-5	441/22.1	67-168	.399	19-70	.271	36-50	.720	12	42	54	2.7	38	0	22	31	5	20	189	9.5
TOTAL	52-5	1009/19.4	116-306	.379	50-160	.313	67-93	.720	21	92	113	2.2	65	0	52	56	9	32	349	6.7

## 2018-19 GAME-BY-GAME STATS

Opponent	Date	gs	min	fg-fga	pct	3fg-fga	pct	ft-fa	pct	off	def	tot	avg	pf	a	t/o	blk	stl	pts	avg
PROVIDENCE	11/08/18	29	4-8	.500	0-2	.000	4-4	1.000	1	5	6	6.0	0	4	2	0	1	12	12.0	
#24 CALIFORNIA	11/11/18	17	2-9	.222	0-5	.000	3-3	1.000	1	1	2	4.0	1	1	2	0	0	7	9.5	
at Fordham	11/14/18	24	1-7	.143	0-4	.000	0-0	.000	0	1	1	3.0	2	1	0	0	0	2	7.0	
PRINCETON	11/18/18	22	2-6	.333	0-1	.000	1-1	1.000	1	4	5	3.5	1	0	3	0	1	5	6.5	
NORTH DAKOTA	11/21/18	17	3-9	.333	1-6	.167	2-5	.400	0	2	2	3.2	1	1	2	0	1	9	7.0	
STONY BROOK	11/25/18	21	3-8	.375	1-3	.333	6-8	.750	1	1	2	3.0	2	1	1	1	3	13	8.0	
at Florida State	11/29/18	*	38	10-14	.714	2-4	.500	2-2	1.000	1	3	4	3.1	4	0	3	0	1	24	10.3
JACKSONVILLE	12/2/18	*	35	6-15	.400	4-6	.667	1-2	.500	0	3	3	3.1	2	2	1	1	3	17	11.1
DUQUESNE	12/5/18	*	38	8-17	.471	1-5	.200	1-2	.500	1	3	4	3.2	0	1	1	0	3	18	11.9
ST. BONAVENTURE	12/9/18	*	14	1-8	.125	0-3	.000	3-5	.600	0	1	1	3.0	4	1	0	1	1	5	11.2
AMERICAN	12/16/18	26	5-10	.500	2-6	.333	1-1	1.000	0	1	1	2.8	2	2	0	1	1	13	11.4	
#4 MARYLAND	12/28/18	30	6-12	.500	2-4	.500	2-3	.667	3	5	8	3.3	2	3	1	0	3	16	11.8	
at Indiana	12/31/18	26	5-9	.556	2-3	.667	2-3	.667	0	3	3	3.2	4	0	2	0	0	14	11.9	
WISCONSIN	1/3/19	19	4-8	.500	1-5	.200	2-2	1.000	0	1	1	3.1	4	1	3	1	1	11	11.9	
at Rutgers	01/06/19	7	1-1	1.000	0-0	.000	1-1	1.000	0	0	0	2.9	1	0	3	0	0	3	11.3	
ILLINOIS	1/12/19	12	0-6	.000	0-5	.000	0-0	.000	0	2	2	2.8	1	1	1	0	0	0	10.6	
OHIO STATE	1/17/19	7	1-4	.250	1-2	.500	0-0	.000	0	2	2	2.8	0	1	1	0	0	3	10.1	
at Maryland	01/20/19	20	1-5	.200	0-0	.000	3-4	.750	0	1	1	2.7	2	1	2	0	1	5	9.8	
at Wisconsin	01/24/19	16	2-5	.400	1-3	.333	0-1	.000	1	1	2	2.6	3	1	1	0	0	5	9.6	
#14/18 RUTGERS	1/27/19	23	2-7	.286	1-3	.333	2-3	.667	2	2	4	2.7	2	0	2	0	0	7	9.5	
Totals		4	441	67-168	.399	19-70	.271	36-50	.720	12	42	54	2.7	38	22	31	5	20	189	9.5

### SEASON/CAREER HIGHS

**Points**  
 Season 24 at Florida St. (11/29/18)  
 Career 24 at Florida St. (11/29/18)  
 Big Ten 16 vs. Maryland (12/28/18)

**Rebounds**  
 Season 8 vs. Maryland (12/28/18)  
 Career 8 vs. Maryland (12/28/18)  
 Big Ten 8 vs. Maryland (12/28/18)

**Assists**  
 Season 4 vs. Providence (11/8/18)  
 Career 4 vs. Providence (11/8/18)  
 Big Ten 3 - 3 times

**Steals**  
 Season 3 - 4 times  
 Career 3 - 4 times  
 Big Ten 3 vs. Maryland (12/28/18)

**Blocks**  
 Season 1 - 5 times  
 Career 1 - 9 times  
 Big Ten 1 vs. Wisconsin (1/3/19)

**Field Goals Made**  
 Season 10 at Florida St. (11/29/18)  
 Career 10 at Florida St. (11/29/18)  
 Big Ten 6 vs. Maryland (12/28/18)

**3-Point Field Goals Made**  
 Season 4 vs. Jacksonville (12/2/18)  
 Career 5 at Marshall (11/15/17)  
 Big Ten 2 - 4 times

**Free Throws Made**  
 Season 6 v. Stony Brook (11/25/18)  
 Career 6 - 2 times  
 Big Ten 4 at Nebraska (2/22/18)

**Minutes**  
 Season 38 - 2 times  
 Career 38 - 2 times  
 Big Ten 30 - 2 times

Games played: 20  
 Minutes/game: 22.1  
 Points/game: 9.5  
 FG Pct: 39.9  
 3FG Pct: 27.1  
 FT Pct: 72.0

Rebounds/game: 2.7  
 Assists/game: 1.1  
 Turnovers/game: 1.6  
 Assist/turnover ratio: 0.7  
 Steals/game: 1.0  
 Blocks/game: 0.3

## 2018-19 NOTES

- Put together a strong performance in Big Ten opener vs. Maryland (12/28) with a conference-game career-high 16 points to go along with a career-best 8 rebounds.
- Registered 17 points against Jacksonville (12/2)...made a season-best 4 three-pointers against the Dolphins.
- Shot 10-for-14 from the field en route to a career-best 24 points at Florida State (11/29).
- Tallied 13 points to go along with a career-high 3 steals against Stony Brook (11/25).
- Chipped in 9 points in a comeback victory over North Dakota (11/21).
- Strong all-around effort in 74-72 season-opening win over Providence (11/8), finishing with 12 points, 6 rebounds and a team-best 4 assists.
- Coming off a solid freshman campaign in which she saw action in every game and averaged 5.0 points per game and 17.8 minutes per contest.



# 11 Teniya PAGE

Sr./Sr. • Guard • 5-7  
Chicago, Ill./Marian Catholic  
Agricultural Business Management



## AWARDS AND HONORS

- Senior CLASS Award Final 30 Candidate
- 2018-19 Consensus Preseason All-Big Ten
- 2018-19 Ann Meyers Drysdale Award Preseason Watchlist (nation's top shooting guard)
- Three-time All-Big Ten
- 2017 WBCA All-America Honorable Mention and All-Region
- Two-time All-ECAC

## CAREER STATS

Season	gp-gs	min/avg	Total		3-Point		F-Throws			Rebounds					Scoring					
			fg-fga	pct	fg-fga	pct	ft-fa	pct	off	def	tot	avg	pf	fo	ast	to	blk	stl	pts	avg
2015-16	31-31	1165/37.6	164-399	.411	36-88	.409	109-145	.752	31	85	116	3.7	66	0	131	81	4	37	473	15.3
2016-17	31-31	1083/34.9	209-470	.445	64-145	.441	136-170	.800	27	94	121	3.9	61	0	109	69	0	38	618	19.9
2017-18	27-25	901/33.4	163-399	.409	35-104	.337	137-170	.806	12	85	97	3.6	40	0	78	53	6	43	498	18.4
2018-19	20-19	735/36.8	122-316	.386	36-111	.324	118-149	.792	8	65	73	3.7	34	0	74	47	4	20	398	19.9
<b>TOTAL</b>	<b>109-106</b>	<b>3884/35.6</b>	<b>658-1584</b>	<b>.415</b>	<b>171-448</b>	<b>.382</b>	<b>500-634</b>	<b>.789</b>	<b>78</b>	<b>329</b>	<b>407</b>	<b>3.7</b>	<b>201</b>	<b>0</b>	<b>392</b>	<b>250</b>	<b>14</b>	<b>138</b>	<b>1987</b>	<b>18.2</b>

### SEASON/CAREER HIGHS

<b>Points</b>	Season 34 v. Stony Brook (11/25/18)
Career 38 vs. Illinois (2/28/17)	
Big Ten 38 vs. Illinois (2/28/17)	
<b>Rebounds</b>	Season 8 at Indiana (12/31/18)
Career 13 at American (12/20/17)	
Big Ten 9 at Illinois (2/14/17)	
<b>Assists</b>	Season 8 vs. American (12/16/18)
Career 9 vs. Illinois (3/2/16)	
Big Ten 8 - 2 times	
<b>Steals</b>	Season 2 - 5 times
Career 6 at Holy Cross (12/7/16)	
Big Ten 4 vs. Michigan (1/17/16)	
<b>Blocks</b>	Season 2 at Wisconsin (1/24/19)
Career 2 at Wisconsin (1/24/19)	
Big Ten 2 at Wisconsin (1/24/19)	
<b>Field Goals Made</b>	Season 12 v. Stony Brook (11/25/18)
Career 14 vs. Illinois (2/28/18)	
Big Ten 14 vs. Illinois (2/28/18)	
<b>3-Point Field Goals Made</b>	Season 5 vs. Jacksonville (12/2/18)
Career 6 - 2 times	
Big Ten 6 - 2 times	
<b>Free Throws Made</b>	Season 11 vs. Rutgers (1/27/19)
Career 15 vs. American (12/18/16)	
Big Ten 11 - 2 times	
<b>Minutes</b>	Season 44 vs. Princeton (11/18/18)
Career 50 vs. Purdue (1/30/16)	
Big Ten 50 vs. Purdue (1/30/16)	

## 2018-19 GAME-BY-GAME STATS

Opponent	Date	gs	min	fg-fga	pct	3fg-fga	pct	ft-fa	pct	off	def	tot	avg	pf	a	t/o	blk	stl	pts	avg	
PROVIDENCE	11/08/18	*	37	4-12	.333	1-3	.333	4-7	.571	0	2	2	2.0	2	3	2	0	1	13	13.0	
#24 CALIFORNIA	11/11/18	*	35	4-16	.250	2-7	.286	0-0	.000	3	3	6	4.0	0	4	0	0	1	10	11.5	
at Fordham	11/14/18	*	34	10-20	.500	2-3	.667	3-4	.750	0	5	5	4.3	2	2	0	2	25	16.0		
PRINCETON	11/18/18	*	44	7-19	.368	1-4	.250	8-11	.727	0	6	6	4.8	2	4	1	0	2	23	17.8	
NORTH DAKOTA	11/21/18	*	28	3-12	.250	1-6	.167	8-10	.800	0	2	2	4.2	3	1	4	0	0	15	17.2	
STONY BROOK	11/25/18	*	40	12-22	.545	1-6	.167	9-11	.818	0	3	3	4.0	1	2	3	0	1	34	20.0	
at Florida State	11/29/18	*	36	6-19	.316	1-6	.167	3-3	1.000	0	0	0	3.4	1	0	3	0	1	16	19.4	
JACKSONVILLE	12/2/18	*	36	9-17	.529	5-9	.556	4-5	.800	1	5	6	3.8	1	4	1	1	0	27	20.4	
DUQUESNE	12/5/18	*	37	5-15	.333	2-6	.333	3-6	.500	0	5	5	3.9	1	7	5	0	1	15	19.8	
ST. BONAVENTURE	12/9/18	*	37	6-17	.353	3-8	.375	8-10	.800	0	1	1	3.6	0	4	1	0	1	23	20.1	
AMERICAN	12/16/18	*	37	6-18	.333	0-4	.000	5-5	1.000	1	4	5	3.7	1	8	3	0	1	17	19.8	
#4 MARYLAND	12/28/18	*	38	10-16	.625	3-9	.333	1-2	.500	0	5	5	3.8	4	2	5	0	1	24	20.2	
at Indiana	12/31/18	*	36	6-11	.545	2-2	1.000	10-10	1.000	1	7	8	4.2	4	3	4	0	2	24	20.5	
WISCONSIN	1/3/19	*	37	6-16	.375	1-5	.200	10-12	.833	0	4	4	4.1	0	3	1	0	0	23	20.6	
at Rutgers	01/06/19	*	40	6-16	.375	4-6	.667	7-8	.875	0	1	1	3.9	0	3	1	1	2	23	20.8	
ILLINOIS	1/12/19	*	36	5-13	.385	1-5	.200	2-2	1.000	0	1	1	3.8	2	7	0	0	1	13	20.3	
OHIO STATE	1/17/19	*	42	5-20	.250	3-8	.375	6-9	.667	1	2	3	3.7	1	4	4	0	2	19	20.2	
at Maryland	01/20/19		33	5-12	.417	2-5	.400	8-11	.727	1	4	5	3.8	3	3	0	0	1	20	20.2	
at Wisconsin	01/24/19	*	34	4-11	.364	0-5	.000	8-11	.727	0	3	3	3.7	2	3	5	2	0	16	20.0	
#14/18 RUTGERS	1/27/19	*	38	3-14	.214	1-4	.250	11-12	.917	0	2	2	3.7	4	7	2	0	0	18	19.9	
<b>Totals</b>			19	735	122-316	.386	36-111	.324	118-149	.792	8	65	73	3.7	34	74	47	4	20	398	19.9

## 2018-19 NOTES

- Has scored in double figures in 37-straight games, including every game this season.
- Has registered ten 20-plus point efforts this season, including five of Penn State's nine Big Ten games.
- Scored 23 points at Rutgers, moving into seventh place on the Penn State career scoring leaderboard in the process.
- Tallied 17 points, a season-high 8 assists and 5 rebounds in a big win over American (12/16).
- Led the team with 27 points in a win over Jacksonville (12/2), while adding season high-tying 6 rebounds and 4 assists.
- Scored a season-best 34 points on 12-of-22 shooting against Stony Brook (11/25)...it marked her eighth career 30-plus point game, which ranks second all-time in the Lady Lion history books.
- Finished with 15 points, 13 of which came in the fourth quarter, to help Penn State erase an 11-point deficit in the final five minutes of a 75-68 win over North Dakota (11/21).
- Tallied her second-straight 20-plus point game in an OT win over Princeton (11/18), contributing 23 points, 6 rebounds and 4 assists.
- Poured in a game-high 25 points on 10-of-11 shooting to lead Penn State to a road win at Fordham (11/14).
- Hit game-tying basket in final minute to highlight a 13-point effort in a 74-72 season-opening win over Providence.

# 12 Kayleigh SEMION

Sr./Sr. • Guard • 5-6  
Dunmore, Pa./Dunmore  
Kinesiology



## CAREER STATS

Season	gp-gs	min/avg	Total		3-Point		F-Throws		Rebounds				Scoring									
			fg-fga	pct	fg-fga	pct	ft-fa	pct	off	def	tot	avg	pf	fo	ast	to	blk	stl	pts	avg		
2017-18	1-0	1/1.0	0-0	.000	0-0	.000	0-0	.000	0	0	0	0.0	1	0	0	0	0	0	0	0	0	0.0
2018-19	7-0	35/5.0	0-5	.000	0-5	.000	0-0	.000	2	3	5	0.7	1	0	2	0	0	1	0	0	0	0.0
<b>TOTAL</b>	<b>8-0</b>	<b>36/4.5</b>	<b>0-5</b>	<b>.000</b>	<b>0-5</b>	<b>.000</b>	<b>0-0</b>	<b>.000</b>	<b>2</b>	<b>3</b>	<b>5</b>	<b>0.6</b>	<b>2</b>	<b>0</b>	<b>2</b>	<b>0</b>	<b>0</b>	<b>1</b>	<b>0</b>	<b>0</b>	<b>0</b>	<b>0.0</b>

## 2018-19 GAME-BY-GAME STATS

Opponent	Date	gs	min	fg-fga	pct	3fg-fga	pct	ft-fa	pct	off	def	tot	avg	pf	a	t/o	blk	stl	pts	avg	
PROVIDENCE	11/08/18	dnp	-	-	-	-	-	-	-	-	-	-	-	-	-	-	-	-	-	-	-
#24 CALIFORNIA	11/11/18	dnp	-	-	-	-	-	-	-	-	-	-	-	-	-	-	-	-	-	-	-
PRINCETON	11/18/18	3	0-0	.000	0-0	.000	0-0	.000	1	0	1	1.0	0	0	0	0	0	0	0	0	0.0
NORTH DAKOTA	11/21/18	2	0-0	.000	0-0	.000	0-0	.000	0	0	0	0.5	0	0	0	0	0	0	0	0	0.0
STONY BROOK	11/25/18	12	0-1	.000	0-1	.000	0-0	.000	0	1	1	0.7	1	1	0	0	0	0	0	0	0.0
at Florida State	11/29/18	2	0-1	.000	0-1	.000	0-0	.000	0	0	0	0.5	0	0	0	0	0	0	0	0	0.0
JACKSONVILLE	12/2/18	3	0-2	.000	0-2	.000	0-0	.000	0	0	0	0.4	0	1	0	0	0	0	0	0	0.0
DUQUESNE	12/5/18	dnp	-	-	-	-	-	-	-	-	-	-	-	-	-	-	-	-	-	-	-
ST. BONAVENTURE	12/9/18	13	0-1	.000	0-1	.000	0-0	.000	1	2	3	0.8	0	0	0	0	0	1	0	0	0.0
AMERICAN	12/16/18	0	0-0	.000	0-0	.000	0-0	.000	0	0	0	0.7	0	0	0	0	0	0	0	0	0.0
#4 MARYLAND	12/28/18	dnp	-	-	-	-	-	-	-	-	-	-	-	-	-	-	-	-	-	-	-
WISCONSIN	1/3/19	dnp	-	-	-	-	-	-	-	-	-	-	-	-	-	-	-	-	-	-	-
ILLINOIS	1/12/19	dnp	-	-	-	-	-	-	-	-	-	-	-	-	-	-	-	-	-	-	-
OHIO STATE	1/17/19	dnp	-	-	-	-	-	-	-	-	-	-	-	-	-	-	-	-	-	-	-
at Maryland	01/20/19	dnp	-	-	-	-	-	-	-	-	-	-	-	-	-	-	-	-	-	-	-
#14/18 RUTGERS	1/27/19	dnp	-	-	-	-	-	-	-	-	-	-	-	-	-	-	-	-	-	-	-
<b>Totals</b>			0	35	0-5	.000	0-5	.000	0-0	.000	2	3	5	0.7	1	2	0	0	1	0	0.0

### SEASON/CAREER HIGHS

<b>Points</b>	
Season	n/a
Career	n/a
Big Ten	n/a
<b>Rebounds</b>	
Season	3 vs. St. Bona (12/9/18)
Career	3 vs. St. Bona (12/9/18)
Big Ten	n/a
<b>Assists</b>	
Season	1 - 2 times
Career	1 - 2 times
Big Ten	n/a
<b>Steals</b>	
Season	1 vs. St. Bona (12/9/18)
Career	1 vs. St. Bona (12/9/18)
Big Ten	n/a
<b>Blocks</b>	
Season	n/a
Career	n/a
Big Ten	n/a
<b>Field Goals Made</b>	
Season	n/a
Career	n/a
Big Ten	n/a
<b>3-Point Field Goals Made</b>	
Season	n/a
Career	n/a
Big Ten	n/a
<b>Free Throws Made</b>	
Season	n/a
Career	n/a
Big Ten	n/a
<b>Minutes</b>	
Season	13 vs. St. Bona (12/9/18)
Career	13 vs. St. Bona (12/9/18)
Big Ten	1 vs. Illinois (2/28/18)

Games played: 7  
Minutes/game: 5.0  
FG Pct: 0.0  
3FG Pct: 0.0

Rebounds/game: 0.7  
Assists/game: 0.3  
Assist/turnover ratio: 99.9  
Steals/game: 0.1

## 2018-19 NOTES

- Has made seven appearances this season.
- Registered career-best marks of 3 rebounds and 13 minutes played on her Senior Day against St. Bonaventure (12/9).
- Played 12 minutes against Stony Brook (11/25).
- Provided a crucial spark off energy off the bench against Princeton (11/18), helping the Lady Lions to an overtime comeback win.
- Earned a roster spot during 2017-18 season after serving as a team manager and former member of the club basketball program.

# 22 Leah KNIZNER

Sr./Sr. • Guard • 5-9  
Greensburg, Pa./Hempfield Area  
Nutrition Sciences



## CAREER STATS

Season	gp-gs	min/avg	Total		3-Point		F-Throws		Rebounds				Scoring							
			fg-fga	pct	fg-fga	pct	ft-fa	pct	off	def	tot	avg	pf	fo	ast	to	blk	stl	pts	avg
2015-16	19-0	48/2.5	3-7	.429	3-4	.750	0-0	.000	2	4	6	0.3	6	0	0	3	0	0	9	0.5
2016-17	7-0	14/2.0	2-6	.333	1-4	.250	0-0	.000	0	0	0	0.0	0	0	0	2	0	1	5	0.7
2017-18	6-0	9/1.5	0-2	.000	0-2	.000	0-0	.000	0	1	1	0.2	0	0	1	1	0	0	0	0.0
2018-19	5-0	19/3.8	0-7	.000	0-7	.000	0-0	.000	0	1	1	0.2	1	0	0	1	0	1	0	0.0
<b>TOTAL</b>	<b>37-0</b>	<b>90/2.4</b>	<b>5-22</b>	<b>.227</b>	<b>4-17</b>	<b>.235</b>	<b>0-0</b>	<b>.000</b>	<b>2</b>	<b>6</b>	<b>8</b>	<b>0.2</b>	<b>7</b>	<b>0</b>	<b>1</b>	<b>7</b>	<b>0</b>	<b>2</b>	<b>14</b>	<b>0.4</b>

## 2018-19 GAME-BY-GAME STATS

Opponent	Date	qs	min	fg-fga	pct	3fg-fga	pct	ft-fa	pct	off	def	tot	avg	pf	a	t/o	blk	stl	pts	avg
PROVIDENCE	11/08/18	dnp	-	-	-	-	-	-	-	-	-	-	-	-	-	-	-	-	-	-
#24 CALIFORNIA	11/11/18	dnp	-	-	-	-	-	-	-	-	-	-	-	-	-	-	-	-	-	-
at Fordham	11/14/18	3	0-0	.000	0-0	.000	0-0	.000	0	0	0	0.0	0	0	1	0	0	0	0	0.0
PRINCETON	11/18/18	dnp	-	-	-	-	-	-	-	-	-	-	-	-	-	-	-	-	-	-
NORTH DAKOTA	11/21/18	dnp	-	-	-	-	-	-	-	-	-	-	-	-	-	-	-	-	-	-
STONY BROOK	11/25/18	3	0-1	.000	0-1	.000	0-0	.000	0	0	0	0.0	0	0	0	0	0	0	0	0.0
at Florida State	11/29/18	dnp	-	-	-	-	-	-	-	-	-	-	-	-	-	-	-	-	-	-
JACKSONVILLE	12/2/18	4	0-1	.000	0-1	.000	0-0	.000	0	0	0	0.0	1	0	0	0	1	0	0	0.0
DUQUESNE	12/5/18	5	0-2	.000	0-2	.000	0-0	.000	0	1	1	0.3	0	0	0	0	0	0	0	0.0
ST. BONAVENTURE	12/9/18	dnp	-	-	-	-	-	-	-	-	-	-	-	-	-	-	-	-	-	-
AMERICAN	12/16/18	4	0-3	.000	0-3	.000	0-0	.000	0	0	0	0.2	0	0	0	0	0	0	0	0.0
#4 MARYLAND	12/28/18	dnp	-	-	-	-	-	-	-	-	-	-	-	-	-	-	-	-	-	-
WISCONSIN	1/3/19	dnp	-	-	-	-	-	-	-	-	-	-	-	-	-	-	-	-	-	-
ILLINOIS	1/12/19	dnp	-	-	-	-	-	-	-	-	-	-	-	-	-	-	-	-	-	-
OHIO STATE	1/17/19	dnp	-	-	-	-	-	-	-	-	-	-	-	-	-	-	-	-	-	-
at Maryland	01/20/19	dnp	-	-	-	-	-	-	-	-	-	-	-	-	-	-	-	-	-	-
#14/18 RUTGERS	1/27/19	dnp	-	-	-	-	-	-	-	-	-	-	-	-	-	-	-	-	-	-
<b>Totals</b>		<b>0</b>	<b>19</b>	<b>0-7</b>	<b>.000</b>	<b>0-7</b>	<b>.000</b>	<b>0-0</b>	<b>.000</b>	<b>0</b>	<b>1</b>	<b>1</b>	<b>0.2</b>	<b>1</b>	<b>0</b>	<b>1</b>	<b>0</b>	<b>1</b>	<b>0</b>	<b>0.0</b>

Games played: 5  
Minutes/game: 3.8  
FG Pct: 0.0  
3FG Pct: 0.0

Rebounds/game: 0.2  
Turnovers/game: 0.2  
Steals/game: 0.2

### SEASON/CAREER HIGHS

**Points**  
Season n/a  
Career 3 - 4 times  
Big Ten 3 at Michigan (1/20/16)

**Rebounds**  
Season 1 vs. Duquesne (12/5/18)  
Career 2 at Illinois (1/23/16)  
Big Ten 2 at Illinois (1/23/16)

**Assists**  
Season n/a  
Career 1 vs. Illinois (2/28/18)  
Big Ten n/a

**Steals**  
Season 1 vs. Jacksonville (12/2/18)  
Career 1 - 2 times  
Big Ten n/a

**Blocks**  
Season n/a  
Career n/a  
Big Ten n/a

**Field Goals Made**  
Season n/a  
Career 1 - 5 times  
Big Ten 1 - 2 times

**3-Point Field Goals Made**  
Season n/a  
Career 1 - 4 times  
Big Ten 1 at Michigan (2/20/16)

**Free Throws Made**  
Season n/a  
Career n/a  
Big Ten n/a

**Minutes**  
Season 5 vs. Duquesne (12/5/18)  
Career 8 at Illinois (1/23/16)  
Big Ten 8 at Illinois (1/23/16)

## 2018-19 NOTES

- Has made five appearances this season...tallied a rebound in a season-high 5 minutes played against Duquesne (12/5).
- Recorded a steal in a win over Jacksonville (12/2).
- Coming off a junior season that saw her make six appearances...Joined the program as a walk-on in October 2015...Was added to scholarship for the 2016-17 season in Spring 2016.

# 31 Jaida TRAVASCIO-GREEN | Jr./Jr. • Guard • 6-2

Lisle, Ill./Downers Grove North  
Biochemistry & Molecular Biology



## CAREER STATS

Season	gp-gs	min/avg	Total		3-Point		F-Throws		Rebounds				Scoring							
			fg-fga	pct	fg-fga	pct	ft-fa	pct	off	def	tot	avg	pf	fo	ast	to	blk	stl	pts	avg
2016-17	30-15	569/19.0	59-167	.353	46-140	.329	10-20	.500	6	62	68	2.3	38	1	9	29	15	8	174	5.8
2017-18	31-31	952/30.7	113-325	.348	71-222	.320	49-60	.817	30	80	110	3.5	54	0	21	39	24	19	346	11.2
2018-19	9-0	184/20.4	17-50	.340	13-40	.325	11-12	.917	4	12	16	1.8	19	0	3	12	5	1	58	6.4
<b>TOTAL</b>	<b>70-46</b>	<b>1705/24.4</b>	<b>189-542</b>	<b>.349</b>	<b>130-402</b>	<b>.323</b>	<b>70-92</b>	<b>.761</b>	<b>40</b>	<b>154</b>	<b>194</b>	<b>2.8</b>	<b>111</b>	<b>1</b>	<b>33</b>	<b>80</b>	<b>44</b>	<b>28</b>	<b>578</b>	<b>8.3</b>

## 2018-19 GAME-BY-GAME STATS

Opponent	Date	qs	min	fg-fga	pct	3fg-fga	pct	ft-fa	pct	off	def	tot	avg	pf	a	t/o	blk	stl	pts	avg
PROVIDENCE	11/08/18	dnp	-	-	-	-	-	-	-	-	-	-	-	-	-	-	-	-	-	-
#24 CALIFORNIA	11/11/18	dnp	-	-	-	-	-	-	-	-	-	-	-	-	-	-	-	-	-	-
PRINCETON	11/18/18	dnp	-	-	-	-	-	-	-	-	-	-	-	-	-	-	-	-	-	-
NORTH DAKOTA	11/21/18	dnp	-	-	-	-	-	-	-	-	-	-	-	-	-	-	-	-	-	-
STONY BROOK	11/25/18	dnp	-	-	-	-	-	-	-	-	-	-	-	-	-	-	-	-	-	-
at Florida State	11/29/18	dnp	-	-	-	-	-	-	-	-	-	-	-	-	-	-	-	-	-	-
JACKSONVILLE	12/2/18	dnp	-	-	-	-	-	-	-	-	-	-	-	-	-	-	-	-	-	-
DUQUESNE	12/5/18	dnp	-	-	-	-	-	-	-	-	-	-	-	-	-	-	-	-	-	-
ST. BONAVENTURE	12/9/18	dnp	-	-	-	-	-	-	-	-	-	-	-	-	-	-	-	-	-	-
AMERICAN	12/16/18	dnp	-	-	-	-	-	-	-	-	-	-	-	-	-	-	-	-	-	-
#4 MARYLAND	12/28/18	20	1-8	.125	1-7	.143	2-2	1.000	1	0	1	1.0	0	0	0	1	0	5	5.0	
at Indiana	12/31/18	18	0-4	.000	0-4	.000	2-2	1.000	1	2	3	2.0	4	0	4	0	1	2	3.5	
WISCONSIN	1/3/19	7	1-2	.500	0-1	.000	0-0	.000	0	2	2	2.0	1	0	0	1	0	2	3.0	
at Rutgers	01/06/19	28	2-5	.400	1-4	.250	0-0	.000	0	1	1	1.8	4	1	2	0	0	5	3.5	
ILLINOIS	1/12/19	14	1-5	.200	1-3	.333	4-4	1.000	0	2	2	1.8	1	0	1	2	0	7	4.2	
OHIO STATE	1/17/19	27	2-6	.333	2-5	.400	3-4	.750	1	2	3	2.0	3	0	1	1	0	9	5.0	
at Maryland	01/20/19	16	2-4	.500	2-4	.500	0-0	.000	0	1	1	1.9	0	1	1	0	0	6	5.1	
at Wisconsin	01/24/19	27	5-9	.556	4-7	.571	0-0	.000	0	2	2	1.9	4	1	2	0	0	14	6.3	
#14/18 RUTGERS	1/27/19	27	3-7	.429	2-5	.400	0-0	.000	1	0	1	1.8	2	0	1	0	0	8	6.4	
<b>Totals</b>		<b>0</b>	<b>184</b>	<b>17-50</b>	<b>.340</b>	<b>13-40</b>	<b>.325</b>	<b>11-12</b>	<b>.917</b>	<b>4</b>	<b>12</b>	<b>16</b>	<b>1.8</b>	<b>19</b>	<b>3</b>	<b>12</b>	<b>5</b>	<b>1</b>	<b>58</b>	<b>6.4</b>

### SEASON/CAREER HIGHS

<b>Points</b>
Season 14 at Wisconsin (1/24/19)
Career 31 vs. Drexel (11/12/17)
Big Ten 21 vs. Maryland (12/31/17)
<b>Rebounds</b>
Season 3 - 2 times
Career 8 vs. Siena (11/10/17)
Big Ten 5 - 3 times
<b>Assists</b>
Season 1 - 3 times
Career 3 vs. LA Tech (11/24/17)
Big Ten 2 - 3 times
<b>Steals</b>
Season 1 at Indiana (12/31/18)
Career 3 vs. Siena (11/10/17)
Big Ten 2 - 2 times
<b>Blocks</b>
Season 2 vs. Illinois (1/12/19)
Career 5 vs. Drexel (11/12/17)
Big Ten 2 - 2 times
<b>Field Goals Made</b>
Season 5 at Wisconsin (1/24/19)
Career 10 vs. Drexel (11/12/17)
Big Ten 8 vs. Maryland (12/31/17)
<b>3-Point Field Goals Made</b>
Season 4 at Wisconsin (1/24/19)
Career 7 vs. Drexel (11/12/17)
Big Ten 6 at Wisconsin (1/14/18)
<b>Free Throws Made</b>
Season 4 vs. Illinois (1/12/19)
Career 5 vs. Manhattan (12/3/17)
Big Ten 4 - 4 times
<b>Minutes</b>
Season 28 at Rutgers (1/6/19)
Career 37 at American (12/20/17)
Big Ten 36 vs. Rutgers (1/18/18)

Games played: 9  
 Minutes/game: 20.4  
 Points/game: 6.4  
 FG Pct: 34.0  
 3FG Pct: 32.5  
 FT Pct: 91.7  
 Rebounds/game: 1.8  
 Assists/game: 0.3  
 Turnovers/game: 1.3  
 Assist/turnover ratio: 0.3  
 Steals/game: 0.1  
 Blocks/game: 0.6

## 2018-19 NOTES

- Drained four three-pointers in the first half en route to a season-best 14 points in a Big Ten road win at Wisconsin (1/24).
- Scored 9 points against Ohio State (1/17).
- Scored 7 points in a Big Ten win over Illinois (1/12).
- Made season debut against #4 Maryland (12/28) in Big Ten opener after being sidelined due to injury...tallied 5 points in debut.
- Finished as Penn State's third-leading scorer a season ago with 11.2 points per game and led the team with 71 made three-pointers.

# 33 Lauren EBO

Fr./Fr. • Forward • 6-4  
Washington D.C./Riverdale Baptist  
Business



## CAREER STATS

Season	gp-gs	min/avg	Total		3-Point		F-Throws		Rebounds				Scoring							
			fg-fga	pct	fg-fga	pct	ft-fga	pct	off	def	tot	avg	pf	fo	ast	to	blk	stl	pts	avg
2018-19	19-5	369/19.4	39-85	.459	0-0	.000	13-31	.419	37	68	105	5.5	50	1	7	34	18	7	91	4.8
TOTAL	19-5	369/19.4	39-85	.459	0-0	.000	13-31	.419	37	68	105	5.5	50	1	7	34	18	7	91	4.8

## 2018-19 GAME-BY-GAME STATS

Opponent	Date	gs	min	fg-fga	pct	3fg-fga	pct	ft-fga	pct	off	def	tot	avg	pf	a	t/o	blk	stl	pts	avg	
PROVIDENCE	11/08/18	*	11	0-2	.000	0-0	.000	0-0	.000	2	4	6	6.0	4	0	4	1	0	0	0.0	
#24 CALIFORNIA	11/11/18	*	17	0-4	.000	0-0	.000	1-2	.500	2	2	4	5.0	4	1	1	2	0	1	0.5	
PRINCETON	11/18/18	*	12	0-4	.000	0-0	.000	0-0	.000	1	3	4	4.7	0	0	1	1	0	0	0.3	
NORTH DAKOTA	11/21/18		18	2-2	1.000	0-0	.000	2-2	1.000	0	2	2	4.0	2	0	0	0	0	6	1.8	
STONY BROOK	11/25/18	*	19	2-2	1.000	0-0	.000	0-0	.000	1	0	1	3.4	2	0	6	1	1	4	2.2	
at Florida State	11/29/18	*	31	1-3	.333	0-0	.000	1-2	.500	1	5	6	3.8	4	0	4	2	0	3	2.3	
JACKSONVILLE	12/2/18		18	4-6	.667	0-0	.000	1-2	.500	3	2	5	4.0	4	0	2	3	0	9	3.3	
DUQUESNE	12/5/18		20	4-5	.800	0-0	.000	0-0	.000	2	3	5	4.1	4	0	2	0	0	8	3.9	
ST. BONAVENTURE	12/9/18		25	6-11	.545	0-0	.000	3-4	.750	4	8	12	5.0	2	0	1	3	0	15	5.1	
AMERICAN	12/16/18		25	4-9	.444	0-0	.000	1-4	.250	7	5	12	5.7	1	2	0	2	0	9	5.5	
#4 MARYLAND	12/28/18		24	1-4	.250	0-0	.000	0-2	.000	1	3	4	5.5	4	0	0	1	0	2	5.2	
at Indiana	12/31/18		18	1-4	.250	0-0	.000	0-0	.000	1	2	3	5.3	5	0	4	1	2	2	4.9	
WISCONSIN	1/3/19		20	2-3	.667	0-0	.000	1-6	.167	3	2	5	5.3	4	0	1	1	2	5	4.9	
at Rutgers	01/06/19		9	0-1	.000	0-0	.000	0-0	.000	1	2	3	5.1	2	0	1	0	0	0	4.6	
ILLINOIS	1/12/19		10	1-1	1.000	0-0	.000	0-2	.000	0	4	4	5.1	1	1	2	0	0	2	4.4	
OHIO STATE	1/17/19		16	1-1	1.000	0-0	.000	0-0	.000	1	4	5	5.1	1	0	2	0	1	2	4.3	
at Maryland	01/20/19		27	3-8	.375	0-0	.000	1-3	.333	2	7	9	5.3	4	2	1	0	0	7	4.4	
at Wisconsin	01/24/19		23	5-10	.500	0-0	.000	0-0	.000	3	3	6	5.3	2	0	2	0	0	10	4.7	
#14/18 RUTGERS	1/27/19		26	2-5	.400	0-0	.000	2-2	1.000	2	7	9	5.5	0	1	0	0	1	6	4.8	
Totals			5	369	39-85	.459	0-0	.000	13-31	.419	37	68	105	5.5	50	7	34	18	7	91	4.8

### SEASON/CAREER HIGHS

<b>Points</b>	
Season	15 vs. St. Bona (12/9/18)
Career	15 vs. St. Bona (12/9/18)
Big Ten	10 at Wisconsin (1/24/19)
<b>Rebounds</b>	
Season	12 - 2 times
Career	12 - 2 times
Big Ten	9 - 2 times
<b>Assists</b>	
Season	2 - 2 times
Career	2 - 2 times
Big Ten	2 at Maryland (1/20/19)
<b>Steals</b>	
Season	2 - 2 times
Career	2 - 2 times
Big Ten	2 - 2 times
<b>Blocks</b>	
Season	3 - 2 times
Career	3 - 2 times
Big Ten	1 - 3 times
<b>Field Goals Made</b>	
Season	6 vs. St. Bona (12/9/18)
Career	6 vs. St. Bona (12/9/18)
Big Ten	5 at Wisconsin (1/24/19)
<b>3-Point Field Goals Made</b>	
Season	n/a
Career	n/a
Big Ten	n/a
<b>Free Throws Made</b>	
Season	3 vs. St. Bona (12/9/18)
Career	3 vs. St. Bona (12/9/18)
Big Ten	2 vs. Rutgers (1/27/19)
<b>Minutes</b>	
Season	27 at Maryland (1/20/19)
Career	27 at Maryland (1/20/19)
Big Ten	27 at Maryland (1/20/19)

Games played: 19  
Minutes/game: 19.4  
Points/game: 4.8  
FG Pct: 45.9  
FT Pct: 41.9

Rebounds/game: 5.5  
Assists/game: 0.4  
Turnovers/game: 1.8  
Assist/turnover ratio: 0.2  
Steals/game: 0.4  
Blocks/game: 0.9

## 2018-19 NOTES

- Scored a Big Ten career high 10 points in a road win at Wisconsin (1/24).
- Tallied 7 points and 9 rebounds in a career-best 27 minutes of action at #9 Maryland (1/20).
- Narrowly missed her second-straight double-double with 9 points and 12 rebounds in a win over American (12/16).
- Put together the best performance of her young career with her first career double-double against St. Bonaventure (12/2)...tallied career-best marks of 15 points and 12 rebounds.
- Provided a crucial spark with 8 points and 5 rebounds against Duquesne (12/5).
- Registered 9 points and 3 blocks in a win over Jacksonville (12/2).
- Comes to Penn State after spending two years at Riverdale Baptist School and two years at Paul VI Catholic High School...Led Riverdale Baptist to a pair of 20-plus win seasons, including the Independent School National Championship as a senior.

# 34 Sarah McMURTRY | Sr./Sr. • Guard • 5-6 Pittsburgh, Pa./Upper St. Clair Accounting



## AWARDS AND HONORS

Two-time Big Ten Sportsmanship Award Winner (2016, 2017)  
Two-time Team Captain (2016-17, 2017-18)

## CAREER STATS

Season	gp-gs	min/avg	Total		3-Point		F-Throws		Rebounds				Scoring							
			fg-fga	pct	fg-fga	pct	ft-fa	pct	off	def	tot	avg	pf	fo	ast	to	blk	stl	pts	avg
2015-16	8-0	9/1.1	1-1	1.000	1-1	1.000	0-0	.000	0	0	0	0.0	0	0	0	1	0	0	3	0.4
2016-17	8-0	15/1.9	0-1	.000	0-1	.000	0-0	.000	0	0	0	0.0	0	0	0	0	0	0	0	0.0
2017-18	6-0	11/1.8	0-2	.000	0-1	.000	0-0	.000	0	0	0	0.0	0	0	0	0	0	0	0	0.0
2018-19	2-0	2/1.0	0-0	.000	0-0	.000	0-0	.000	0	0	0	0.0	0	0	0	0	0	0	0	0.0
<b>TOTAL</b>	<b>24-0</b>	<b>37/1.5</b>	<b>1-4</b>	<b>.250</b>	<b>1-3</b>	<b>.333</b>	<b>0-0</b>	<b>.000</b>	<b>0</b>	<b>0</b>	<b>0</b>	<b>0.0</b>	<b>0</b>	<b>0</b>	<b>0</b>	<b>1</b>	<b>0</b>	<b>0</b>	<b>3</b>	<b>0.1</b>

### SEASON/CAREER HIGHS

<b>Points</b>	
Season	n/a
Career	3 vs. Maryland (1/27/16)
Big Ten	3 vs. Maryland (1/27/16)
<b>Rebounds</b>	
Season	n/a
Career	n/a
Big Ten	n/a
<b>Assists</b>	
Season	n/a
Career	n/a
Big Ten	n/a
<b>Steals</b>	
Season	n/a
Career	n/a
Big Ten	n/a
<b>Blocks</b>	
Season	n/a
Career	n/a
Big Ten	n/a
<b>Field Goals Made</b>	
Season	n/a
Career	1 vs. Maryland (1/27/16)
Big Ten	1 vs. Maryland (1/27/16)
<b>3-Point Field Goals Made</b>	
Season	n/a
Career	1 vs. Maryland (1/27/16)
Big Ten	1 vs. Maryland (1/27/16)
<b>Free Throws Made</b>	
Season	n/a
Career	n/a
Big Ten	n/a
<b>Minutes</b>	
Season	1 - 2 times
Career	4 vs. Siena (11/10/17)
Big Ten	2 vs. Wisconsin (1/16/17)

## 2018-19 GAME-BY-GAME STATS

Opponent	Date	gs	min	fg-fga	pct	3fg-fga	pct	ft-fa	pct	off	def	tot	avg	pf	a	t/o	blk	stl	pts	avg
PROVIDENCE	11/08/18	dnp	-	-	-	-	-	-	-	-	-	-	-	-	-	-	-	-	-	-
#24 CALIFORNIA	11/11/18	dnp	-	-	-	-	-	-	-	-	-	-	-	-	-	-	-	-	-	-
PRINCETON	11/18/18	dnp	-	-	-	-	-	-	-	-	-	-	-	-	-	-	-	-	-	-
NORTH DAKOTA	11/21/18	dnp	-	-	-	-	-	-	-	-	-	-	-	-	-	-	-	-	-	-
STONY BROOK	11/25/18	dnp	-	-	-	-	-	-	-	-	-	-	-	-	-	-	-	-	-	-
at Florida State	11/29/18	dnp	-	-	-	-	-	-	-	-	-	-	-	-	-	-	-	-	-	-
JACKSONVILLE	12/2/18	dnp	-	-	-	-	-	-	-	-	-	-	-	-	-	-	-	-	-	-
DUQUESNE	12/5/18	dnp	-	-	-	-	-	-	-	-	-	-	-	-	-	-	-	-	-	-
ST. BONAVENTURE	12/9/18	dnp	-	-	-	-	-	-	-	-	-	-	-	-	-	-	-	-	-	-
AMERICAN	12/16/18	1	0-0	.000	0-0	.000	0-0	.000	0	0	0	0.0	0	0	0	0	0	0	0	0.0
#4 MARYLAND	12/28/18	dnp	-	-	-	-	-	-	-	-	-	-	-	-	-	-	-	-	-	-
WISCONSIN	1/3/19	dnp	-	-	-	-	-	-	-	-	-	-	-	-	-	-	-	-	-	-
ILLINOIS	1/12/19	1	0-0	.000	0-0	.000	0-0	.000	0	0	0	0.0	0	0	0	0	0	0	0	0.0
OHIO STATE	1/17/19	dnp	-	-	-	-	-	-	-	-	-	-	-	-	-	-	-	-	-	-
at Maryland	01/20/19	dnp	-	-	-	-	-	-	-	-	-	-	-	-	-	-	-	-	-	-
#14/18 RUTGERS	1/27/19	dnp	-	-	-	-	-	-	-	-	-	-	-	-	-	-	-	-	-	-
<b>Totals</b>		0	2	0-0	.000	0-0	.000	0-0	.000	0	0	0	0.0	0	0	0	0	0	0	0

Games played: 2  
Minutes/game: 1.0

## 2018-19 NOTES

- Made an appearance on her Senior Day in a 62-48 win over Illinois (1/12).
- Saw first action of the season in an 80-59 win over American (12/16).
- Enters senior season as a two-time team captain and two-time winner of the Big Ten Sportsmanship Award...Joined program as a walk-on in October 2015 and was added to scholarship for the 2016-17 season in Spring 2016.

# 43 Bexley WALLACE | Fr./Fr. • Forward • 6-3

Pickerington, Ohio/Pickerington Central Psychology



## CAREER STATS

Season	gp-gs	min/avg	Total		3-Point		F-Throws			Rebounds				Scoring						
			fg-fga	pct	fg-fga	pct	ft-fa	pct	off	def	tot	avg	pf	fo	ast	to	blk	stl	pts	avg
2018-19	17-2	125/7.4	8-18	.444	0-0	.000	5-8	.625	8	13	21	1.2	23	0	2	10	3	3	21	1.2
<b>TOTAL</b>	<b>17-2</b>	<b>125/7.4</b>	<b>8-18</b>	<b>.444</b>	<b>0-0</b>	<b>.000</b>	<b>5-8</b>	<b>.625</b>	<b>8</b>	<b>13</b>	<b>21</b>	<b>1.2</b>	<b>23</b>	<b>0</b>	<b>2</b>	<b>10</b>	<b>3</b>	<b>3</b>	<b>21</b>	<b>1.2</b>

## 2018-19 GAME-BY-GAME STATS

Opponent	Date	gs	min	fg-fga	pct	3fg-fga	pct	ft-fa	pct	off	def	tot	avg	pf	a	t/o	blk	stl	pts	avg
PROVIDENCE	11/08/18	13	1-2	.500	0-0	.000	0-0	.000	1	4	5	5.0	2	0	1	0	0	2	2.0	
#24 CALIFORNIA	11/11/18	17	2-4	.500	0-0	.000	0-0	.000	2	1	3	4.0	4	0	0	0	0	4	3.0	
at Fordham	11/14/18	*	4	0-0	.000	0-0	.000	0-0	.000	0	0	0	2.7	1	0	0	0	0	2.0	
PRINCETON	11/18/18	2	0-0	.000	0-0	.000	0-0	.000	0	0	0	2.0	2	1	1	0	0	0	1.5	
NORTH DAKOTA	11/21/18	*	9	0-0	.000	0-0	.000	0-0	.000	0	0	0	1.6	1	0	0	1	0	1.2	
STONY BROOK	11/25/18	17	0-0	.000	0-0	.000	3-4	.750	2	2	4	2.0	3	0	2	1	1	3	1.5	
at Florida State	11/29/18	26	4-5	.800	0-0	.000	1-2	.500	1	4	5	2.4	1	0	2	0	0	9	2.6	
JACKSONVILLE	12/2/18	13	0-2	.000	0-0	.000	0-0	.000	1	0	1	2.3	2	1	3	1	0	0	2.3	
DUQUESNE	12/5/18	6	0-1	.000	0-0	.000	1-2	.500	0	1	1	2.1	0	0	0	0	0	1	2.1	
ST. BONAVENTURE	12/9/18	2	1-2	.500	0-0	.000	0-0	.000	1	0	1	2.0	1	0	0	0	0	2	2.1	
AMERICAN	12/16/18	2	0-0	.000	0-0	.000	0-0	.000	0	0	0	1.8	2	0	1	0	0	0	1.9	
#4 MARYLAND	12/28/18	2	0-0	.000	0-0	.000	0-0	.000	0	0	0	1.7	1	0	0	0	0	0	1.8	
at Indiana	12/31/18	4	0-1	.000	0-0	.000	0-0	.000	0	0	0	1.5	1	0	0	0	0	0	1.6	
WISCONSIN	1/3/19	2	0-1	.000	0-0	.000	0-0	.000	0	0	0	1.4	0	0	0	0	0	0	1.5	
at Rutgers	01/06/19	1	0-0	.000	0-0	.000	0-0	.000	0	0	0	1.3	0	0	0	0	0	0	1.4	
ILLINOIS	1/12/19	dnp	-	-	-	-	-	-	-	-	-	-	-	-	-	-	-	-	-	
OHIO STATE	1/17/19	2	0-0	.000	0-0	.000	0-0	.000	0	0	0	1.3	0	0	0	0	0	0	1.3	
at Maryland	01/20/19	dnp	-	-	-	-	-	-	-	-	-	-	-	-	-	-	-	-	-	
at Wisconsin	01/24/19	3	0-0	.000	0-0	.000	0-0	.000	0	1	1	1.2	2	0	0	0	2	0	1.2	
#14/18 RUTGERS	1/27/19	dnp	-	-	-	-	-	-	-	-	-	-	-	-	-	-	-	-	-	
<b>Totals</b>		<b>2</b>	<b>125</b>	<b>8-18</b>	<b>.444</b>	<b>0-0</b>	<b>.000</b>	<b>5-8</b>	<b>.625</b>	<b>8</b>	<b>13</b>	<b>21</b>	<b>1.2</b>	<b>23</b>	<b>2</b>	<b>10</b>	<b>3</b>	<b>3</b>	<b>21</b>	<b>1.2</b>

### SEASON/CAREER HIGHS

**Points**  
 Season 9 at Florida St. (11/29/18)  
 Career 9 at Florida St. (11/29/18)  
 Big Ten n/a

**Rebounds**  
 Season 5 - 2 times  
 Career 5 - 2 times  
 Big Ten 1 at Wisconsin (1/24/19)

**Assists**  
 Season 1 - 3 times  
 Career 1 - 3 times  
 Big Ten n/a

**Steals**  
 Season 2 at Wisconsin (1/24/19)  
 Career 2 at Wisconsin (1/24/19)  
 Big Ten 2 at Wisconsin (1/24/19)

**Blocks**  
 Season 1 - 3 times  
 Career 1 - 3 times  
 Big Ten n/a

**Field Goals Made**  
 Season 4 at Florida St. (11/29/18)  
 Career 4 at Florida St. (11/29/18)  
 Big Ten n/a

**3-Point Field Goals Made**  
 Season n/a  
 Career n/a  
 Big Ten n/a

**Free Throws Made**  
 Season 3 v. Stony Brook (11/25/18)  
 Career 3 v. Stony Brook (11/25/18)  
 Big Ten n/a

**Minutes**  
 Season 26 at Florida St. (11/29/18)  
 Career 26 at Florida St. (11/29/18)  
 Big Ten 4 at Indiana (12/31/18)

Games played: 17  
 Minutes/game: 7.4  
 Points/game: 1.2  
 FG Pct: 44.4  
 FT Pct: 62.5

Rebounds/game: 1.2  
 Assists/game: 0.1  
 Turnovers/game: 0.6  
 Assist/turnover ratio: 0.2  
 Steals/game: 0.2  
 Blocks/game: 0.2

## 2018-19 NOTES

- Has averaged 7.4 minutes per game in her first 17 collegiate contests...earned first career start at Fordham (11/14).
- Scored a career-best 9 points and pulled down 5 rebounds in a career-high 26 minutes of action at Florida State (11/29).
- Comes to Penn State after success at both the high school level and international stage... Was a part of the USA Basketball 16U squad that captured the bronze medal with a 4-1 record at the 2015 FIBA Americas U16 Championship in Puebla, Mexico...Was a four-time All-Conference pick at Pickerington Central High School.

GAME 1: PENN STATE 74, PROVIDENCE 72

Official Basketball Box Score -- Game Totals -- Final Statistics  
 Providence vs Penn State  
 11/08/18 7:01 PM at University Park, Pa. - Bryce Jordan Cntr

Providence 72 • 0-1

#	Player	Total	3-Ptr			Rebounds			PF	TP	A	TO	Blk	Stl	Min
			FG-FGA	FG-FGA	FT-FTA	Off	Def	Tot							
10	BASKERVILLE, Mary	f	1-3	0-0	0-0	1	2	3	2	2	1	1	2	2	9
21	JOLIN, Maddie	f	4-11	1-5	1-2	0	3	3	2	10	3	2	0	1	32
02	WILLIAMS, Chanell	g	3-10	0-2	4-4	2	1	3	3	10	3	4	0	1	29
11	NOGIC, Jovana	g	7-17	4-9	0-0	0	3	3	4	18	1	1	0	3	29
22	ORLANDO, Olivia	g	1-1	0-0	0-2	1	5	6	2	2	3	1	0	1	11
00	WEBB, Kaela	f	6-11	2-4	1-2	1	0	1	2	15	2	1	0	2	23
01	SCOTT, Earlette	f	0-0	0-0	0-0	0	0	0	0	0	0	0	0	0	2
05	SPIWAK, Kyra	f	1-3	0-2	0-0	0	0	1	1	2	2	1	0	0	17
23	CHE, Clara	f	0-0	0-0	0-0	0	0	0	1	0	0	1	0	0	2
32	GEARY, Alyssa	g	3-3	1-1	0-0	0	1	1	1	7	1	0	2	0	15
33	COOPER, Andrea	g	3-5	0-0	0-2	1	4	5	2	6	1	2	0	0	31
	Team					2	0	2							
	Totals		29-64	8-23	6-12	7	21	28	20	72	17	14	4	10	200

1st - FG %: 12-21 57.1% 2nd: 4-16 25.0% 3rd: 10-16 62.5% 4th: 3-11 27.3% Game: 29-64 45.3% Deadball Rebounds: 2  
 3FG %: 6-9 66.7% 0-5 0.0% 2-7 28.6% 0-2 0.0% 3-23 13.0% 6-19 31.6%  
 FT %: 0-0 0.0% 2-4 50.0% 1-4 25.0% 3-4 75.0% 6-12 50.0%

Penn State 74 • 1-0

#	Player	Total	3-Ptr			Rebounds			PF	TP	A	TO	Blk	Stl	Min
			FG-FGA	FG-FGA	FT-FTA	Off	Def	Tot							
01	Alisia Smith	f	4-6	0-0	5-6	3	4	7	5	13	0	4	2	0	21
33	Lauren Ebo	f	0-2	0-0	0-0	2	4	6	4	0	0	4	1	0	11
02	Amari Carter	g	6-13	3-6	0-0	1	4	5	1	15	1	3	0	3	32
04	Siyeh Frazier	g	5-10	0-0	0-0	1	2	3	4	10	3	1	0	3	30
11	Teniya Page	g	4-12	1-3	4-7	0	2	2	13	3	2	0	1	3	37
03	Karisma Ortiz	g	0-3	0-1	0-0	1	2	3	0	0	1	3	0	1	10
05	Kamaria McDaniel	g	4-8	0-2	4-4	1	5	6	0	12	4	2	0	1	29
24	Sam Breen	g	3-6	1-3	2-2	3	4	7	2	9	1	1	0	1	17
43	Bexley Wallace	g	1-2	0-0	0-0	1	4	5	2	2	0	1	0	1	13
	Team					2	0	2							
	Totals		27-62	5-15	15-19	15	31	46	20	74	13	22	3	9	200

1st - FG %: 8-14 57.1% 2nd: 5-14 35.7% 3rd: 6-18 33.3% 4th: 8-16 50.0% Game: 27-62 43.1% Deadball Rebounds: 2  
 3FG %: 0-1 0.0% 2-5 40.0% 1-7 14.3% 2-6 33.3% 5-15 33.3%  
 FT %: 5-6 83.3% 3-4 75.0% 2-4 50.0% 5-5 100.0% 15-19 78.9%

Officials: Dee Kantner, Denise Brooks, Kevin Pethel  
 Technical fouls: Providence-None. Penn State-None.  
 Attendance: 2115

Score by periods	1st	2nd	3rd	4th	Total
Providence	30	10	23	9	72
Penn State	21	15	15	23	74

Last FG - PC 4th-03:53, PSU 4th-00:36.  
 Largest lead - PC by 15 3rd-03:48, PSU by 2 1st-05:57.  
 PC led for 36:10, PSU led for 01:54. Game was tied for 01:56.

Score tied - 5 times.  
 Lead changed - 11 times.

GAME 2: #24 CAL 75, PENN STATE 58

Official Basketball Box Score -- Game Totals -- Final Statistics  
 #24 California vs Penn State  
 11/11/18 2:01 PM at University Park, Pa. - Bryce Jordan Cntr

#24 California 75 • 2-0

#	Player	Total	3-Ptr			Rebounds			PF	TP	A	TO	Blk	Stl	Min
			FG-FGA	FG-FGA	FT-FTA	Off	Def	Tot							
33	Brown, Jaelyn	f	7-9	1-1	1-1	0	7	7	4	16	1	0	1	2	31
31	Anigwe, Kristine	c	9-18	1-1	5-9	8	14	22	4	24	2	6	2	2	35
01	Thomas, Asha	g	4-7	1-4	2-2	2	2	4	2	11	2	2	0	3	33
14	Smith, Kianna	g	1-11	1-7	2-2	0	3	3	1	5	4	5	0	0	33
24	Caldwell, Recee	g	4-10	1-4	0-0	1	6	7	4	9	5	4	1	1	37
00	Forbes, McKenzie	f	2-3	1-2	3-3	0	1	1	0	8	0	0	1	1	13
04	Styles, Alaysia	f	1-2	0-0	0-0	0	0	0	2	2	1	1	0	0	10
20	Mosley, Mo	f	0-0	0-0	0-0	0	1	1	0	0	0	1	0	0	1
30	West, CJ	g	0-2	0-0	0-0	2	2	2	0	2	0	0	0	0	7
	Team					2	0	2							
	Totals		28-62	6-19	13-17	15	34	49	17	75	15	21	5	9	200

1st - FG %: 5-16 31.3% 2nd: 5-12 41.7% 3rd: 9-17 52.9% 4th: 9-17 52.9% Game: 28-62 45.2% Deadball Rebounds: 2  
 3FG %: 1-4 25.0% 3-7 42.9% 0-3 0.0% 2-5 40.0% 6-19 31.6%  
 FT %: 2-3 66.7% 7-8 87.5% 3-5 60.0% 1-1 100.0% 13-17 76.5%

Penn State 58 • 1-1

#	Player	Total	3-Ptr			Rebounds			PF	TP	A	TO	Blk	Stl	Min
			FG-FGA	FG-FGA	FT-FTA	Off	Def	Tot							
01	Alisia Smith	f	3-9	0-0	4-5	6	5	11	3	10	0	4	3	4	26
33	Lauren Ebo	f	0-4	0-0	1-2	2	2	4	4	1	1	1	2	0	17
02	Amari Carter	g	2-10	1-4	0-0	1	3	4	2	5	4	1	0	1	31
04	Siyeh Frazier	g	6-14	2-4	3-3	1	1	2	1	7	0	2	0	3	27
11	Teniya Page	g	4-16	2-7	0-0	3	3	6	0	10	4	0	0	1	35
03	Karisma Ortiz	g	2-4	0-0	0-0	1	3	4	4	4	1	4	0	0	16
05	Kamaria McDaniel	g	2-9	0-5	3-3	1	1	2	1	7	1	2	0	0	17
24	Sam Breen	g	0-2	0-1	0-2	0	2	2	0	0	2	1	0	1	14
43	Bexley Wallace	g	2-4	0-0	0-0	2	1	3	4	4	0	0	0	0	17
	Team					2	0	2							
	Totals		21-72	5-21	11-15	19	21	40	19	58	13	15	5	9	200

1st - FG %: 3-16 18.8% 2nd: 8-18 44.4% 3rd: 6-23 26.1% 4th: 4-15 26.7% Game: 21-72 29.2% Deadball Rebounds: 2  
 3FG %: 1-3 33.3% 2-6 33.3% 1-6 16.7% 1-6 16.7% 5-21 23.8%  
 FT %: 3-4 75.0% 1-3 33.3% 3-3 100.0% 4-5 80.0% 11-15 73.3%

Officials: Felicia Grinter, Jesse Dickerson, Cameron Inouye  
 Technical fouls: #24 California-None. Penn State-None.  
 Attendance: 2406

Score by periods	1st	2nd	3rd	4th	Total
#24 California	13	20	21	21	75
Penn State	10	19	16	13	58

Points	In	Off	2nd	Fast	Bench
Paint	T/O	Chance	Break		
CAL	32	13	10	6	10
PSU	24	25	17	14	15

Last FG - CAL 4th-01:28, PSU 4th-00:13.  
 Largest lead - CAL by 21 4th-01:28, PSU by 4 3rd-03:14.  
 CAL led for 29:04, PSU led for 04:49. Game was tied for 06:07.

Score tied - 7 times.  
 Lead changed - 8 times.

GAME 3: PENN STATE 72, FORDHAM 55

Official Basketball Box Score -- Game Totals -- Final Statistics  
 Penn State vs Fordham  
 11/14/18 7:00 pm at Rose Hill Gym (Bronx, NY)

Penn State 72 • 2-1

#	Player	Total	3-Ptr			Rebounds			PF	TP	A	TO	Blk	Stl	Min
			FG-FGA	FG-FGA	FT-FTA	Off	Def	Tot							
01	Alisia Smith	f	7-10	0-0	2-2	4	4	8	3	16	1	1	2	0	28
43	Bexley Wallace	f	0-0	0-0	0-0	0	0	0	1	0	0	0	0	0	4
02	Amari Carter	g	1-8	1-4	2-2	0	5	5	2	5	3	1	1	0	33
04	Siyeh Frazier	g	6-11	1-2	3-3	1	4	5	3	15	3	5	0	4	36
11	Teniya Page	g	10-20	2-3	4-4	0	5	5	2	25	2	2	0	2	34
03	Karisma Ortiz	g	3-6	0-0	0-0	0	7	7	1	6	5	1	0	2	31
05	Kamaria McDaniel	g	1-7	0-4	0-0	0	1	1	2	2	1	0	0	0	24
22	Leah Knizner	g	0-0	0-0	0-0	0	0	0	0	0	0	1	0	0	3
24	Sam Breen	g	1-1	1-1	0-0	0	0	1	1	3	0	1	0	1	7
	Team					0	0	0							
	Totals		29-63	5-14	9-11	5	27	32	15	72	15	12	3	9	200

1st - FG %: 6-16 37.5% 2nd: 10-18 55.6% 3rd: 6-15 40.0% 4th: 7-14 50.0% Game: 29-63 46.0% Deadball Rebounds: 4,5  
 3FG %: 1-6 16.7% 1-2 50.0% 2-3 66.7% 2-3 66.7% 5-14 35.7%  
 FT %: 4-5 80.0% 0-1 0.0% 3-3 100.0% 1-2 50.0% 9-11 81.8%

Fordham 55 • 1-2

#	Player	Total	3-Ptr			Rebounds			PF	TP	A	TO	Blk	Stl	Min
			FG-FGA	FG-FGA	FT-FTA	Off	Def	Tot							
24	Downey, Kaitlyn	f	4-15	1-6	2-3	2	9	11	2	11	2	1	0	1	35
34	Goulding, Mary	f	5-13	1-3	0-0	5	4	9	4	11	0	1	0	0	36
02	Holden, Lauren	g	1-8	1-5	0-0	0	1	1	1	3	3	4	0	0	40
10	Cavanaugh, Bre	g	5-20	2-6	2-3	2	6	8	1	14	3	2	0	2	40
20	Heremaia, Kendell	g	3-5	1-1	0-0	1	2	3	4	7	1	4	0	1	16
00	Jillings, Zara	g	1-2	0-0	0-0	1	3	4	1	2	1	0	1	0	13
01	Alexa Giuliano	g	1-3	1-3	0-0	1	1	2	0	3	0	0	0	1	6
43	Jonassen, Megan	g	2-4	0-0	0-2	2	1	3	1	4	1	1	0	0	14
	Team					0	0	0							
	Totals		22-70	7-24	4-8	14	27	41	14	55	11	14	1	5	200

1st - FG %: 10-20 50.0% 2nd: 7-18 38.9% 3rd: 3-16 18.8% 4th: 2-16 12.5% Game: 22-70 31.4% Deadball Rebounds: 6  
 3FG %: 3-7 42.9% 4-9 44.4% 0-2 0.0% 0-6 0.0% 7-24 29.2%  
 FT %: 0-1 0.0% 3-3 100.0% 0-2 0.0% 1-2 50.0% 4-8 50.0%

Officials: Bruce Morris, Rod Creech, Natasha Camy  
 Technical fouls: Penn State-None. Fordham-None.  
 Attendance: 639  
 2018-19 Women's Basketball. Round: 0. Fordham vs Penn St.. Played at .

Score by periods	1st	2nd	3rd	4th	Total
Penn State	17	21	16	18	72
Fordham	23	21	6	5	55

GAME 4: PENN STATE 79, PRINCETON 71 (OT)

Official Basketball Box Score -- Game Totals -- Final Statistics  
 Princeton vs Penn State  
 11/18



GAME 5: PENN STATE 75, NORTH DAKOTA 68

Official Basketball Box Score -- Game Totals -- Final Statistics  
North Dakota vs Penn State  
11/21/18 2:01 PM at University Park, Pa. - Bryce Jordan Cntr

North Dakota 68 • 1-3

#	Player	Total			3-Ptr			Rebounds			PF	TP	A	TO	Blk	Stl	Min
		FG-FGA	FG-FGA	FT-FTA	FG-FGA	FG-FGA	FT-FTA	Off	Def	Tot							
34	KLABO, Lexi	f	12-16	3-4	0-0	3	7	10	5	27	2	6	0	1		37	
15	DOOLEY, Faith	c	3-6	0-0	1-4	3	5	8	5	7	0	4	0	0		27	
04	MORTON, Jill	g	7-12	0-2	2-2	3	0	3	5	16	4	7	0	4		35	
12	JARNOT, Alaina	g	1-2	0-0	0-0	0	1	1	3	2	6	1	0	0		28	
22	STRAND, Bailey	g	2-12	1-7	0-0	0	1	1	2	5	1	0	0	0		36	
01	JARNOT, Jaclyn	g	0-0	0-0	0-0	0	0	0	0	0	0	0	0	0		1	
03	DAILEY, Melissa	g	0-1	0-1	0-0	0	0	0	1	0	0	0	0	0		3	
10	ORTH, Claire	g	3-5	0-2	0-0	0	1	1	1	6	1	0	0	1		10	
20	REINKE, Mikayla	g	0-0	0-0	0-0	0	1	1	4	0	1	2	0	0		8	
24	FLEECES, Julia	g	2-4	1-2	0-0	0	2	2	4	5	0	2	0	0		15	
Team						2	3	5									
Totals			30-58	5-18	3-6	11	21	32	30	68	15	23	0	6		200	

1st - FG %:	5-14	35.7%	2nd - FG %:	7-16	43.8%	3rd - FG %:	11-17	64.7%	4th - FG %:	7-11	63.6%	Game:	30-58	51.7%	Deadball	
3FG %:	1-9	11.1%	3FG %:	0-6	0.0%	3FG %:	2-3	66.7%	3FG %:	1-3	33.3%		5-18	27.8%	Rebounds	
FT %:	1-2	50.0%	FT %:	0-2	0.0%	FT %:	0-0	0.0%	FT %:	2-2	100.0%		3-6	50.0%		2

Penn State 75 • 4-1

#	Player	Total			3-Ptr			Rebounds			PF	TP	A	TO	Blk	Stl	Min
		FG-FGA	FG-FGA	FT-FTA	FG-FGA	FG-FGA	FT-FTA	Off	Def	Tot							
01	Alisia Smith	f	7-9	0-0	3-4	5	3	8	4	17	0	3	0	1		31	
43	Bexley Wallace	f	0-0	0-0	0-0	0	0	0	1	0	0	0	1	0		9	
02	Amari Carter	g	3-8	1-3	6-6	1	1	2	0	13	5	0	0	3		38	
04	Siyeh Frazier	g	5-9	0-3	5-7	1	4	5	4	15	5	3	0	4		32	
11	Teniya Page	g	3-12	1-6	8-10	0	2	2	3	15	1	4	0	0		28	
03	Karisma Ortiz	g	0-1	0-0	0-0	0	1	1	2	0	2	3	1	1		25	
05	Kamaria McDaniel	g	3-9	1-6	2-5	0	2	2	1	9	1	2	0	1		17	
12	Kayleigh Semion	g	0-0	0-0	0-0	0	0	0	0	0	0	0	0	0		2	
33	Lauren Ebo	g	2-2	0-0	2-2	0	2	2	2	6	0	0	0	0		18	
Team						1	3	4									
Totals			23-50	3-18	26-34	8	18	26	17	75	14	15	2	10		200	

1st - FG %:	9-13	69.2%	2nd - FG %:	3-12	25.0%	3rd - FG %:	4-12	33.3%	4th - FG %:	7-13	53.8%	Game:	23-50	46.0%	Deadball	
3FG %:	1-2	50.0%	3FG %:	0-8	0.0%	3FG %:	1-4	25.0%	3FG %:	1-4	25.0%		3-18	16.7%	Rebounds	
FT %:	7-8	87.5%	FT %:	0-0	0.0%	FT %:	3-6	50.0%	FT %:	16-20	80.0%		26-34	76.5%		6

Officials: Jennifer Rezac, Starr Jefferson, Carmen Portorreal  
Technical fouls: North Dakota-None. Penn State-None.  
Attendance: 1881

Score by periods	1st	2nd	3rd	4th	Total
North Dakota	13	14	24	17	68
Penn State	26	6	12	31	75

Points	In	Off	2nd	Fast	Bench
UND	36	12	15	18	11
PSU	34	37	11	19	15

Last FG - UND 4th-00:33, PSU 4th-02:54.  
Largest lead - UND by 11 4th-05:30, PSU by 13 1st-00:00.  
UND led for 18:48, PSU led for 19:00. Game was tied for 02:09.

Score tied - 3 times.  
Lead changed - 3 times.

GAME 6: STONY BROOK 81, PENN STATE 70

Official Basketball Box Score -- Game Totals -- Final Statistics  
Stony Brook vs Penn State  
11/25/18 2:06 PM at University Park, Pa. - Bryce Jordan Cntr

Stony Brook 81 • 4-1

#	Player	Total			3-Ptr			Rebounds			PF	TP	A	TO	Blk	Stl	Min
		FG-FGA	FG-FGA	FT-FTA	FG-FGA	FG-FGA	FT-FTA	Off	Def	Tot							
03	GOUCHIE-PROVENCHÉ	f	1-5	1-2	0-0	1	1	2	4	3	0	2	0	1		11	
33	PAGAN, India	f	7-8	0-0	0-2	1	5	6	5	14	1	3	0	1		25	
11	MATTHEWS, Jerrell	g	7-17	2-9	2-2	4	4	8	4	18	3	4	0	4		40	
15	JOHNSON, Shania	g	8-24	6-14	3-3	2	2	4	3	25	9	2	0	1		40	
24	ZEISE, Hailey	g	0-2	0-1	2-2	4	2	6	3	2	3	3	0	3		40	
04	WARREN, Anastasia	g	4-8	0-2	5-6	1	3	4	3	13	4	3	0	0		27	
12	SMITH, Kina	g	2-2	0-0	2-4	3	3	6	2	6	0	2	0	1		15	
30	DIXON, Kyra	g	0-0	0-0	0-0	0	0	0	0	0	0	0	0	0		2	
Team						2	1	3									
Totals			29-66	9-28	14-19	18	21	39	24	81	20	20	0	11		200	

1st - FG %:	8-20	40.0%	2nd - FG %:	9-18	50.0%	3rd - FG %:	7-14	50.0%	4th - FG %:	5-14	35.7%	Game:	29-66	43.9%	Deadball	
3FG %:	1-9	11.1%	3FG %:	6-10	60.0%	3FG %:	1-4	25.0%	3FG %:	1-5	20.0%		9-28	32.1%	Rebounds	
FT %:	0-0	0.0%	FT %:	2-2	100.0%	FT %:	0-0	0.0%	FT %:	12-17	70.6%		14-19	73.7%		3

Penn State 70 • 4-2

#	Player	Total			3-Ptr			Rebounds			PF	TP	A	TO	Blk	Stl	Min
		FG-FGA	FG-FGA	FT-FTA	FG-FGA	FG-FGA	FT-FTA	Off	Def	Tot							
01	Alisia Smith	f	0-3	0-0	4-4	0	4	4	2	4	2	4	2	0		28	
33	Lauren Ebo	f	2-2	0-0	0-0	1	0	1	2	4	0	6	1	1		19	
02	Amari Carter	g	0-0	0-0	0-0	0	0	0	0	0	0	0	0	0		1	
04	Siyeh Frazier	g	3-6	0-1	0-0	1	3	4	5	6	1	3	0	3		21	
11	Teniya Page	g	12-22	1-6	9-11	0	3	3	1	34	2	3	0	1		40	
03	Karisma Ortiz	g	2-5	0-3	2-4	1	5	6	2	6	1	5	1	2		38	
05	Kamaria McDaniel	g	3-8	1-3	6-8	1	1	2	2	13	1	1	1	3		21	
12	Kayleigh Semion	g	0-1	0-1	0-0	0	1	1	1	1	0	1	0	0		12	
22	Leah Knizner	g	0-1	0-1	0-0	0	0	0	0	0	0	0	0	0		3	
43	Bexley Wallace	g	0-0	0-0	3-4	2	2	4	3	3	0	2	1	1		17	
Team						3	2	5									
Totals			22-48	2-15	24-31	9	21	30	18	70	7	22	4	12		200	

1st - FG %:	4-13	30.8%	2nd - FG %:	4-10	40.0%	3rd - FG %:	9-13	69.2%	4th - FG %:	5-12	41.7%	Game:	22-48	45.8%	Deadball	
3FG %:	0-4	0.0%	3FG %:	0-3	0.0%	3FG %:	0-2	0.0%	3FG %:	2-6	33.3%		2-15	13.3%	Rebounds	
FT %:	1-2	50.0%	FT %:	4-4	100.0%	FT %:	7-7	100.0%	FT %:	12-18	66.7%		24-31	77.4%		3

Officials: Mark Zentz, Tiffany Bird, Marcus Clayton  
Technical fouls: Stony Brook-None. Penn State-None.  
Attendance: 2018

Score by periods	1st	2nd	3rd	4th	Total
Stony Brook	17	26	15	23	81
Penn State	9	12	25	24	70

Points	In	Off	2nd	Fast	Bench
SBUWBB	36	23	11	20	19
PSU	34	15	7	10	22

Last FG - SBUWBB 4th-03:31, PSU 4th-00:04.  
Largest lead - SBUWBB by 24 2nd-01:15, PSU None.  
SBUWBB led for 38:23, PSU led for 00:00. Game was tied for 01:17.

Score tied - 0 times.  
Lead changed - 0 times.

GAME 7: FLORIDA STATE 87, PENN STATE 58

Official Basketball Box Score -- Game Totals -- Final Statistics  
Penn State vs Florida State  
11/29/18 7:00 pm at the Tucker Center - Tallahassee, Florida

Penn State 58 • 4-3

#	Player	Total			3-Ptr			Rebounds			PF	TP	A	TO	Blk	Stl	Min
		FG-FGA	FG-FGA	FT-FTA	FG-FGA	FG-FGA	FT-FTA	Off	Def	Tot							
33	Lauren Ebo	f	1-3	0-0	1-2	1	5	6	4	3	0	4	2	0		31	
03	Karisma Ortiz	g	1-2	0-1	0-0	2	2	4	1	2	4	2	0	1		34	
04	Siyeh Frazier	g	2-11	0-1	0-2	1	7	8	1	4	1	4	0	0		33	
05	Kamaria McDaniel	g	10-14	2-4	2-2	1	3	4	24	3	3	0	1	38		38	
11	Teniya Page	g	6-19	1-6	3-3	0	0	0	1	16	0	3	0	1		36	
12	Kayleigh Semion	g	0-1	0-1	0-0	0	0	0	0	0	0	0	0	0		2	
43	Bexley Wallace	g	4-5	0-0	1-2	1	4	5	1	9	0	2	0	0</			

GAME 9: DUQUESNE 64, PENN STATE 58

Official Basketball Box Score -- Game Totals -- Final Statistics  
 Duquesne vs Penn State  
 12/5/18 7:01 PM at University Park, Pa. - Bryce Jordan Cntr

Duquesne 64 • 4-3

#	Player	Total			3-Ptr			Rebounds			PF	TP	A	TO	Blk	Stl	Min
		FG	FGA	FT	FTA	FG	FGA	FT	FTA	Off							
40	CANNON, Paige	f	4-8	1-3	1-2	4	8	12	4	10	3	3	1	0	0	30	
42	LASS, Kadri-Ann	f	5-10	0-1	0-0	0	8	1	10	2	1	2	2	31			
02	OMOGROSSO, Chassidy	g	2-7	0-2	0-0	0	3	3	1	4	2	4	0	1	28		
13	VOJINOVIC, Julijana	g	3-13	1-5	9-11	1	2	3	2	16	1	3	0	1	22		
21	BAZELAK, Libby	g	3-8	1-3	0-0	3	1	4	3	7	1	0	4	37			
11	BOVELL, Halle	g	0-0	0-0	0-0	1	0	1	0	0	0	0	1	7			
22	RICHARDSON, Conor	g	0-1	0-0	0-0	0	0	0	0	0	0	0	0	2			
31	SOLE, Laia	g	1-2	0-0	0-0	0	1	1	0	2	0	3	0	12			
35	KALIN, Amanda	g	6-9	2-4	1-2	1	3	4	0	15	1	0	1	0	31		
Team						1	2	3									
Totals			24-58	5-18	11-15	11	28	39	11	64	16	16	4	9	200		
1st FG %:		5-14	35.7%	2nd:	6-14	42.9%	3rd:	8-18	44.4%	4th:	5-12	41.7%	Game:	24-58	41.4%	Deadball	
3FG %:		3-8	37.5%	1-3	33.3%	0-4	0.0%	1-3	33.3%	5-18	27.8%					Rebounds	
FT %:		1-2	50.0%	1-2	50.0%	4-5	80.0%	5-6	83.3%	11-15	73.3%					3	

Penn State 58 • 5-4

#	Player	Total			3-Ptr			Rebounds			PF	TP	A	TO	Blk	Stl	Min
		FG	FGA	FT	FTA	FG	FGA	FT	FTA	Off							
01	Alisia Smith	f	2-6	0-0	0-0	4	3	7	1	4	0	2	2	1	30		
03	Karisma Ortiz	g	1-6	0-3	0-0	1	2	3	5	2	1	3	1	29			
04	Siyeh Frazier	g	4-10	0-2	2-2	2	2	4	3	10	3	2	0	35			
05	Kamaria McDaniel	g	8-17	1-5	1-2	1	3	4	0	18	1	1	0	38			
11	Teniya Page	g	5-15	2-6	3-6	0	5	5	1	15	7	5	0	37			
22	Leah Knizner	g	0-2	0-2	0-0	0	1	1	0	0	0	0	0	5			
33	Lauren Ebo	g	4-5	0-0	0-0	2	3	5	4	8	0	2	0	20			
43	Bexley Wallace	g	0-1	0-0	1-2	0	1	1	0	1	0	0	0	6			
Team						2	4	6									
Totals			24-62	3-18	7-12	12	24	36	14	58	12	15	3	7	200		
1st FG %:		7-15	46.7%	2nd:	6-12	50.0%	3rd:	5-15	33.3%	4th:	6-20	30.0%	Game:	24-62	38.7%	Deadball	
3FG %:		1-3	33.3%	1-2	50.0%	1-7	14.3%	0-6	0.0%	3-18	16.7%					Rebounds	
FT %:		0-0	0.0%	1-2	50.0%	2-4	50.0%	4-6	66.7%	7-12	58.3%					3	

Officials: Kevin Pethel, Kylie Galloway, Natasha Camy  
 Technical fouls: Duquesne-None. Penn State-None.  
 Attendance: 1989

Score by periods	1st	2nd	3rd	4th	Total
Duquesne	14	14	20	16	64
Penn State	15	14	13	16	58

Points	In	Off	2nd	Fast	Bench
DUQ	33	16	12	20	17
PSU	36	15	5	19	9

Last FG - DUQ 4th-01:53, PSU 4th-00:28.  
 Largest lead - DUQ by 8 4th-05:32, PSU by 6 2nd-07:30.  
 DUQ led for 19:43. PSU led for 15:27. Game was tied for 04:50.

Score tied - 5 times.  
 Lead changed - 3 times.

GAME 10: PENN STATE 80, ST. BONAVENTURE 65

Official Basketball Box Score -- Game Totals -- Final Statistics  
 St. Bonaventure vs Penn State  
 12/9/18 2:01 PM at University Park, Pa. - Bryce Jordan Cntr

St. Bonaventure 65 • 3-7

#	Player	Total			3-Ptr			Rebounds			PF	TP	A	TO	Blk	Stl	Min
		FG	FGA	FT	FTA	FG	FGA	FT	FTA	Off							
12	OLIVER, Amanda	f	1-3	0-0	0-0	1	7	8	2	2	0	1	0	1	28		
02	JOHNSON, Asiana	g	3-12	0-0	1-2	2	1	3	2	7	0	2	1	22			
10	MAYCOCK, McKenna	g	4-9	2-5	0-0	0	5	7	3	10	2	2	0	31			
11	FRANCIS, Deja	g	3-8	0-1	6-6	0	2	1	4	12	4	3	0	24			
20	LOGAN, Dajah	g	5-9	3-5	0-0	0	5	5	1	13	2	3	1	29			
03	MIGLIORE, Danielle	g	5-8	4-7	1-3	0	1	1	2	15	0	2	0	22			
14	JORNLIN, Carrie	g	0-1	0-1	0-0	0	0	0	0	1	0	0	0	3			
15	CALABRESE, Emily	g	0-1	0-0	2-2	0	2	0	2	4	2	1	0	10			
21	DEL MORAL, Claudia	g	1-3	0-0	1-2	0	3	3	0	3	2	2	0	16			
24	PAULSON, Bree	g	0-1	0-1	1-2	0	4	2	0	4	2	1	0	0	15		
Team						1	3	4									
Totals			22-55	9-20	12-17	8	30	38	21	65	11	16	2	5	200		
1st FG %:		4-14	28.6%	2nd:	7-12	58.3%	3rd:	8-14	57.1%	4th:	3-15	20.0%	Game:	22-55	40.0%	Deadball	
3FG %:		2-7	28.6%	3-4	75.0%	3-5	60.0%	3-4	75.0%	10-20	50.0%					Rebounds	
FT %:		4-6	66.7%	1-2	50.0%	5-6	83.3%	4-4	100.0%	12-17	70.6%					2	

Penn State 80 • 6-4

#	Player	Total			3-Ptr			Rebounds			PF	TP	A	TO	Blk	Stl	Min
		FG	FGA	FT	FTA	FG	FGA	FT	FTA	Off							
01	Alisia Smith	f	2-7	0-0	0-0	0	2	2	5	4	0	2	1	0	17		
03	Karisma Ortiz	g	1-3	0-2	0-0	1	8	9	1	2	6	2	0	38			
04	Siyeh Frazier	g	6-13	1-2	4-4	2	2	4	4	17	2	2	1	27			
05	Kamaria McDaniel	g	1-8	0-3	3-5	0	1	1	4	5	1	0	1	14			
11	Teniya Page	g	6-17	3-8	8-10	0	1	1	0	23	4	1	0	37			
02	Amari Carter	g	4-8	4-6	0-0	1	2	3	2	12	3	1	0	27			
12	Kayleigh Semion	g	0-1	0-1	0-0	1	2	3	0	0	0	0	0	13			
33	Lauren Ebo	g	6-11	0-0	3-4	4	8	12	2	15	0	1	3	25			
43	Bexley Wallace	g	1-2	0-0	0-0	1	0	1	1	2	0	0	0	2			
Team						6	2	8									
Totals			27-70	8-22	18-23	16	28	44	19	80	16	9	6	6	200		
1st FG %:		3-10	30.0%	2nd:	9-20	45.0%	3rd:	10-17	58.8%	4th:	5-13	38.5%	Game:	27-70	38.6%	Deadball	
3FG %:		0-2	0.0%	2-6	33.3%	5-9	55.6%	1-5	20.0%	8-22	36.4%					Rebounds	
FT %:		5-5	100.0%	3-4	75.0%	0-0	0.0%	10-14	71.4%	18-23	78.3%					2	

Officials: Michael McConnell, Mark Resch, Karleena Tobin  
 Technical fouls: St. Bonaventure-None. Penn State-None.  
 Attendance: 2152

Score by periods	1st	2nd	3rd	4th	Total
St. Bonaventure	14	18	22	11	65
Penn State	11	23	25	21	80

Points	In	Off	2nd	Fast	Bench
St. Bonaventure	42	18	13	4	10
PSU	34	19	16	21	29

Last FG - SBUV 4th-00:49, PSU 4th-00:15.  
 Largest lead - SBUV by 7 1st-02:41, PSU by 15 4th-00:15.  
 SBUV led for 15:52. PSU led for 22:12. Game was tied for 01:56.

Score tied - 6 times.  
 Lead changed - 9 times.

GAME 11: PENN STATE 80, AMERICAN 59

Official Basketball Box Score -- Game Totals -- Final Statistics  
 American vs Penn State  
 12/16/18 2:01 PM at University Park, Pa. - Bryce Jordan Cntr

American 59 • 4-5

#	Player	Total			3-Ptr			Rebounds			PF	TP	A	TO	Blk	Stl	Min
		FG	FGA	FT	FTA	FG	FGA	FT	FTA	Off							
44	Carl, Cecily	f	5-12	0-2	0-0	1	4	5	10	0	1	0	1	0	26		
03	Lewis, Kaitlyn	g	5-13	0-4	0-0	0	4	4	2	10	4	1	0	32			
12	Sanders, Indeya	g	0-0	0-0	1-2	0	2	2	3	1	4	1	1	0	22		
22	Marenyi, Kaitlyn	g	6-12	3-4	0-0	1	2	3	1	15	3	3	0	35			
23	Koskimies, Elina	g	4-12	2-3	2-2	2	3	5	2	12	3	0	0	35			
02	Bartner, Morgan	g	0-1	0-0	0-0	1	0	1	3	0	1	0	0	8			
04	Fisher, Emily	g	3-6	0-0	0-0	0	5	5	0	6	1	3	1	0	20		
10	Edwards, Jade	g	2-3	0-0	0-0	0	2	2	0	4	1	1	0	9			
14	Brown, Taylor	g	0-1	0-0	1-2	0	2	2	0	1	1	0	0	10			
21	Doring, Maddie	g	0-0	0-0	0-0	0	0	0	0	0	0	0	0	2			
24	Graytok, Laura	g	0-0	0-0	0-0	0	1	1	0	0	0	0	0	1			
Team						3	2	5									
Totals			25-60	5-13	4-6	8	27	35	16	59	17	12	2	2	200		
1st FG %:		6-17	35.3%	2nd:	8-15</												

GAME 13: INDIANA 83, PENN STATE 75

Official Basketball Box Score -- Game Totals -- Final Statistics  
Penn State vs Indiana  
12/31/18 7:00 pm at

Penn State 75 • 7-6

#	Player	Total			3-Ptr			Rebounds			PF	TP	A	TO	Blk	Stl	Min	
		FG	FGA	FT	FTA	FG	FGA	FT	FTA	Off								Def
01	Alisia Smith	f	5-8	0-0	5-5	3	3	6	3	15	0	3	1	0	0	23		
02	Amari Carter	g	2-12	0-3	1-2	0	3	3	4	5	2	1	1	0	0	36		
03	Karisma Ortiz	g	1-2	0-1	0-0	2	4	6	3	2	0	2	1	2	23			
04	Siyeh Frazier	g	5-6	0-0	1-2	0	5	5	11	1	1	1	0	0	16			
11	Teniya Page	g	6-11	2-2	10-10	1	7	8	4	24	3	4	0	2	36			
05	Kamaria McDaniel	g	5-9	2-3	2-3	0	3	3	4	14	0	2	0	0	26			
31	J. Travascio-Green	g	0-4	0-4	2-2	1	2	3	4	2	0	4	1	1	18			
33	Lauren Ebo	g	1-4	0-0	0-0	1	2	3	5	2	0	4	1	2	18			
43	Bexley Wallace	g	0-1	0-0	0-0	0	0	0	1	0	0	0	0	0	4			
Team						1	1	2										
Totals			25-57	4-13	21-24	9	30	39	33	75	6	21	5	7	200			
1st FG %:			6-15	40.0%	2nd:	4-18	22.2%	3rd:	11-12	91.7%	4th:	4-12	33.3%	Game:	25-57	43.9%	Deadball	
3FG %:			1-2	50.0%	1-5	20.0%	1-1	100.0%	1-5	20.0%	4-13	30.8%						
FT %:			1-1	100.0%	2-2	100.0%	7-9	77.8%	11-12	91.7%	21-24	87.5%						

Indiana 83 • 13-1

#	Player	Total			3-Ptr			Rebounds			PF	TP	A	TO	Blk	Stl	Min	
		FG	FGA	FT	FTA	FG	FGA	FT	FTA	Off								Def
11	Kym Royster	f	1-2	0-0	1-1	3	0	3	3	3	0	2	0	0	0	14		
50	Brenna Wise	f	3-8	1-2	13-14	4	2	6	2	20	2	0	0	1	36			
01	Bendu Yeaney	g	2-12	0-0	5-6	2	1	3	4	9	1	3	1	1	34			
13	Jaelynn Penn	g	4-11	1-4	1-1	0	4	4	4	10	0	2	0	2	26			
14	Ali Patberg	g	9-18	2-5	6-9	1	7	8	3	26	4	4	0	2	39			
10	Aleksa Gulbe	g	2-6	0-0	4-4	1	3	4	3	8	1	1	1	1	22			
12	Linsay Marchese	g	1-1	0-0	1-2	0	1	1	1	3	1	0	1	0	8			
34	Grace Berger	g	2-6	0-0	0-0	0	5	5	1	4	1	2	0	1	21			
Team						3	2	5										
Totals			24-64	4-11	31-37	14	25	39	21	83	10	14	3	8	200			
1st FG %:			5-16	31.3%	2nd:	4-18	22.2%	3rd:	9-16	56.3%	4th:	6-14	42.9%	Game:	24-64	37.5%	Deadball	
3FG %:			0-0	0.0%	0-3	0.0%	2-6	33.3%	2-3	66.7%	4-11	36.4%						
FT %:			1-2	50.0%	8-8	100.0%	9-12	75.0%	13-15	86.7%	31-37	83.8%						

Officials: Doug Knight, Beverly Roberts, Tina Napier

Technical fouls: Penn State-Lauren Ebo; TEAM, Indiana-None.

Attendance: 4481

2018-19 Women's Basketball. Round: 0. Indiana vs Penn St.. Played at .

Score by periods	1st	2nd	3rd	4th	Total
Penn State	14	11	30	20	75
Indiana	11	16	29	27	83

Points In Off 2nd Fast  
PSU 32 14 9 13 18

IND 32 25 11 15 15

Score tied - 10 times.

Lead changed - 11 times.

Largest lead - PSU by 7 1st-05:56, IND by 9 4th-02:41.

PSU led for 19:41. IND led for 16:29. Game was tied for 03:50.

GAME 14: PENN STATE 71, WISCONSIN 64

Official Basketball Box Score -- Game Totals -- Final Statistics  
Wisconsin vs Penn State  
1/3/19 7:01 PM at University Park, Pa. - Bryce Jordan Cntr

Wisconsin 64 • 10-5, 1-2

#	Player	Total			3-Ptr			Rebounds			PF	TP	A	TO	Blk	Stl	Min	
		FG	FGA	FT	FTA	FG	FGA	FT	FTA	Off								Def
11	Howard, Marsha	f	6-14	0-0	8-10	6	9	15	4	20	3	4	1	1	35			
34	Lewis, Imani	f	4-13	0-1	3-6	3	3	6	3	11	1	3	1	0	26			
02	Karlis, Kelly	g	0-4	0-1	4-4	3	4	7	3	4	2	1	2	1	32			
10	Van Leeuwen, Kendra	g	0-2	0-0	0-0	0	0	0	0	4	0	1	0	0	29			
22	Beverley, Niya	g	3-7	0-1	1-1	0	3	3	1	7	5	0	0	0	32			
03	Gilreath, Suzanne	g	4-11	2-7	0-0	0	1	1	2	10	0	0	0	1	16			
14	Laszewski, Abby	g	3-5	0-0	3-6	1	3	4	2	9	0	1	1	1	17			
20	Bragg, Diamond	g	0-1	0-0	0-0	0	0	0	0	1	0	0	0	0	0+			
23	Hale, Jasmine	g	0-1	0-1	0-0	0	0	0	0	1	0	1	0	1	0			
44	Luehring, Alex	g	1-4	0-4	0-0	0	1	1	0	3	0	0	0	0	12			
Team						2	4	6										
Totals			21-62	3-15	19-27	15	28	43	21	64	12	16	5	4	200			
1st FG %:			6-18	33.3%	2nd:	5-16	31.3%	3rd:	6-13	46.2%	4th:	4-15	26.7%	Game:	21-62	33.9%	Deadball	
3FG %:			1-3	33.3%	1-6	16.7%	0-1	0.0%	1-5	20.0%	3-15	20.0%						
FT %:			6-9	66.7%	4-6	66.7%	2-4	50.0%	19-27	70.4%								

Penn State 71 • 8-6, 1-2

#	Player	Total			3-Ptr			Rebounds			PF	TP	A	TO	Blk	Stl	Min	
		FG	FGA	FT	FTA	FG	FGA	FT	FTA	Off								Def
01	Alisia Smith	f	1-10	0-0	3-5	3	5	8	4	5	0	2	0	1	27			
02	Amari Carter	g	5-11	3-6	0-0	0	0	0	3	13	3	1	1	0	34			
03	Karisma Ortiz	g	1-6	0-2	0-0	3	5	8	2	2	1	1	2	1	22			
04	Siyeh Frazier	g	5-10	0-1	0-0	5	6	11	2	10	2	2	0	1	32			
11	Teniya Page	g	6-16	1-5	10-12	0	4	4	0	23	3	1	0	0	37			
05	Kamaria McDaniel	g	4-8	1-5	2-2	0	1	1	4	11	1	3	1	1	19			
31	J. Travascio-Green	g	1-2	0-1	0-0	0	2	2	1	2	0	0	1	0	7			
33	Lauren Ebo	g	2-3	0-0	1-6	3	2	5	4	5	0	1	1	2	20			
43	Bexley Wallace	g	0-1	0-0	0-0	0	0	0	0	0	0	0	0	0	2			
Team						3	3	6										
Totals			25-67	5-20	16-25	17	28	45	20	71	10	11	6	6	200			
1st FG %:			7-18	38.9%	2nd:	9-20	45.0%	3rd:	5-18	27.8%	4th:	4-11	36.4%	Game:	25-67	37.3%	Deadball	
3FG %:			1-4	25.0%	2-9	22.2%	1-4	25.0%	1-3	33.3%	5-20	25.0%						
FT %:			0-0	0.0%	2-4	50.0%	2-4	50.0%	13-18	72.2%	16-25	64.0%						

Officials: Jesse Dickerson, Maggie Tieman, Nykesha Thompson

Technical fouls: Wisconsin-None. Penn State-None.

Attendance: 2093

Score by periods	1st	2nd	3rd	4th	Total
Wisconsin	19	12	16	17	64
Penn State	15	21	13	22	71

Points In Off 2nd Fast  
WIS 30 9 9 4 22

PSU 28 17 14 12 18

Score tied - 2 times.

Lead changed - 6 times.

Largest lead - WIS by 7 2nd-07:11, PSU by 9 4th-05:33.

WIS led for 10:55. PSU led for 27:54. Game was tied for 01:05.

GAME 15: RUTGERS 74, PENN STATE 61

Official Basketball Box Score -- Game Totals -- Final Statistics  
Penn State vs Rutgers  
01/06/19 4:00 pm at

Penn State 61 • 8-7

#	Player	Total			3-Ptr			Rebounds			PF	TP	A	TO	Blk	Stl	Min
		FG	FGA	FT	FTA	FG	FGA	FT	FTA	Off							
01	Alisia Smith	f	4-9	0-0	7-9	4	6	10	3	15	0	2	0	1	36		
02	Amari Carter	g	3-9	1-3	0-0	0	1	1	2	7	0	3	0	3	38		
03	Karisma Ortiz	g	0-2	0-0	0-0	0	4	4	2	0	3	2	1	0	19		
04	Siyeh Frazier	g	2-6	0-0	4-8	3	3	6	4	8	3	2	0	1	22		
11	Teniya Page	g	6-16	4-6	7-8	0	1	1	0	23	3	1	1	2	40		
05	Kamaria McDaniel	g	1-1	0-0	1-1	0	0	0	1	3	0	3	0	0	7		
31	J. Travascio-Green	g	2-5	1-4	0-0	0	1	1	4	5	1	2	0	0	28		
33	Lauren Ebo	g	0-1	0-0	0-0	1	2	3	2	0	0	1	0	0	9		
43	Bexley Wallace	g	0-0	0-0	0-0	0	0	0	0	0	0	0	0	0	1		
Team						1	3	4									
Totals			18-49	6-13	19-26	9	21	30	18	61	10	16	2	7	200		

GAME 17: OHIO STATE 76, PENN STATE 71 (OT)

Official Basketball Box Score -- Game Totals -- Final Statistics  
Ohio State vs Penn State  
1/17/19 7:01 PM at University Park, Pa. - Bryce Jordan Cntr

Ohio State 76 • 7-8, 3-3

#	Player	Total			3-Ptr			Rebounds			PF	TP	A	TO	Blk	Stl	Min
		FG	FGA	FT	FTA	FG	FGA	FT	FTA	Off							
14	Dorka Juhasz	f	7-11	2-3	3-7	4	7	11	1	19	1	8	1	0	0	34	
24	Makayla Waterman	f	4-8	2-3	0-0	2	2	4	4	10	1	1	1	1	1	40-	
01	Carmen Grande	g	3-11	2-6	0-0	0	2	2	4	8	12	2	0	1	0	41	
03	Janai Crooms	g	12-15	1-2	2-3	0	8	8	1	27	3	6	1	3	0	40	
10	Carly Santoro	g	1-7	1-5	2-2	0	2	2	2	5	1	2	0	0	0	29	
15	Adreana Miller	g	0-1	0-0	2-2	0	0	0	3	2	1	0	0	0	0	15	
23	Najah Queenland	g	1-2	1-1	0-0	0	1	1	2	3	0	2	0	0	0	10	
32	Aaliyah Patty	g	0-4	0-2	0-0	0	1	1	1	0	0	0	2	1	1	12	
33	Jensen Caretti	g	1-3	0-0	0-0	0	0	0	0	2	0	0	0	1	1	4	
Team						1	7	8									
Totals			29-62	9-22	9-14	7	30	37	18	76	19	21	5	7	225		
1st - FG %:		8-17	47.1%	2nd: 6-12	50.0%	3rd: 4-12	33.3%	4th: 8-14	57.1%	Game: 29-62	46.8%	Deadball					
3FG %:		1-3	33.3%	1-3	33.3%	0-3	0.0%	4-6	66.7%	9-22	40.9%	Rebounds					
FT %:		1-2	50.0%	4-5	80.0%	0-0	0.0%	2-4	50.0%	9-14	64.3%						

Penn State 71 • 9-8, 2-4

#	Player	Total			3-Ptr			Rebounds			PF	TP	A	TO	Blk	Stl	Min
		FG	FGA	FT	FTA	FG	FGA	FT	FTA	Off							
01	Alisia Smith	f	0-1	0-0	3-4	0	0	0	3	3	0	1	1	0	0	29	
02	Amari Carter	g	6-14	0-3	0-0	0	9	9	3	12	3	1	1	3	0	40	
03	Karisma Ortiz	g	4-6	3-5	1-2	0	5	5	4	12	3	5	0	1	1	37	
04	Siyeh Frazier	g	5-6	0-0	1-3	1	2	3	3	11	2	1	2	1	25		
11	Teniya Page	g	5-20	3-8	6-9	1	2	3	1	19	4	4	0	2	42		
05	Kamaria McDaniel	g	1-4	1-2	0-0	0	2	2	0	3	1	1	0	0	7		
31	J. Travascio-Green	g	2-6	2-5	3-4	1	2	3	3	9	0	1	1	0	27		
33	Lauren Ebo	g	1-1	0-0	0-0	1	4	5	1	2	0	2	0	1	16		
43	Bexley Wallace	g	0-0	0-0	0-0	0	0	0	0	0	0	0	0	0	2		
Team						0	2	2									
Totals			24-58	9-23	14-22	4	28	32	18	71	13	17	5	8	225		
1st - FG %:		8-14	57.1%	2nd: 6-13	46.2%	3rd: 4-11	36.4%	4th: 5-14	35.7%	Game: 24-58	41.4%	Deadball					
3FG %:		2-5	40.0%	3-3	100.0%	1-4	25.0%	3-8	37.5%	9-23	39.1%	Rebounds					
FT %:		0-0	0.0%	2-6	33.3%	10-12	83.3%	0-0	0.0%	14-22	63.6%						

Officials: Jesse Dickerson, Kevin Pethelt, Tiana Cruse  
Technical fouls: Ohio State-None, Penn State-None.  
Attendance: 2090

Score by periods	1st	2nd	3rd	4th	OT	Total	Points	In	Off	2nd	Fast	Bench
Ohio State	20	17	8	22	9	76	PSU	38	22	5	6	7
Penn State	18	17	19	13	4	71	PSU	14	17	3	9	14

Last FG - OSU OT-00:11, PSU OT-04:27  
Largest lead - OSU by 8 3rd-07:25, PSU by 18 4th-07:01.  
OSU led for 16:42, PSU led for 21:36. Game was tied for 05:53.  
Score tied - 7 times.  
Lead changed - 6 times.

GAME 18: #9 MARYLAND 79, PENN STATE 67

Official Basketball Box Score -- Game Totals -- Final Statistics  
Penn State vs Maryland  
01/20/19 2:00 pm at

Penn State 67 • 9-8

#	Player	Total			3-Ptr			Rebounds			PF	TP	A	TO	Blk	Stl	Min
		FG	FGA	FT	FTA	FG	FGA	FT	FTA	Off							
01	Alisia Smith	f	4-9	0-0	1-2	5	4	9	2	9	0	1	1	0	0	36	
02	Amari Carter	g	2-14	1-6	2-2	0	1	1	4	7	1	1	0	0	0	38	
03	Karisma Ortiz	g	0-2	0-2	0-0	0	1	1	0	0	0	0	0	0	0	6	
04	Siyeh Frazier	g	6-10	1-2	0-0	2	6	8	5	13	1	4	0	1	24		
05	Kamaria McDaniel	g	1-5	0-0	3-4	0	1	1	2	5	1	2	0	0	20		
11	Teniya Page	g	5-12	2-5	8-11	1	4	5	3	20	3	0	0	1	33		
31	J. Travascio-Green	g	2-4	2-4	0-0	0	1	1	0	6	1	1	0	0	17		
33	Lauren Ebo	g	3-8	0-0	1-3	2	7	9	4	7	2	1	0	0	26		
Team						0	3	3									
Totals			23-64	6-19	15-22	10	28	38	20	67	9	10	1	3	200		
1st - FG %:		3-16	18.8%	2nd: 10-16	62.5%	3rd: 4-16	25.0%	4th: 6-16	37.5%	Game: 23-64	35.9%	Deadball					
3FG %:		0-5	0.0%	3-5	60.0%	1-4	25.0%	2-5	40.0%	6-19	31.6%	Rebounds					
FT %:		2-6	33.3%	4-4	100.0%	7-9	77.8%	1-2	50.0%	15-22	68.2%						

Maryland 79 • 15-2

#	Player	Total			3-Ptr			Rebounds			PF	TP	A	TO	Blk	Stl	Min
		FG	FGA	FT	FTA	FG	FGA	FT	FTA	Off							
01	Shakira Austin	f	6-11	0-0	1-3	1	9	10	2	13	2	2	3	2	32		
03	Channise Lewis	g	1-3	0-1	0-0	0	2	2	4	2	2	1	0	0	20		
05	Kaila Charles	g	6-11	0-0	7-8	2	7	9	3	19	2	5	0	1	35		
11	Taylor Mikesell	g	8-15	5-9	2-2	0	6	6	3	23	2	1	0	1	38		
22	Blair Watson	g	1-6	1-6	0-0	0	0	0	3	3	6	1	0	0	28		
24	Stephanie Jones	g	2-3	0-0	2-2	1	4	5	2	6	0	1	0	0	25		
32	Sara Vujacic	g	0-1	0-0	0-0	0	0	0	1	0	0	0	0	0	3		
34	Brianna Fraser	g	5-9	0-0	3-5	0	2	2	3	13	0	0	0	0	19		
Team						0	6	6									
Totals			29-59	6-16	15-20	4	36	40	21	79	14	11	3	4	200		
1st - FG %:		7-17	41.2%	2nd: 6-14	42.9%	3rd: 8-16	50.0%	4th: 8-16	66.7%	Game: 29-59	49.2%	Deadball					
3FG %:		3-7	42.9%	1-4	25.0%	1-3	33.3%	1-2	50.0%	6-16	37.5%	Rebounds					
FT %:		4-4	100.0%	1-2	50.0%	5-7	71.4%	5-7	71.4%	15-20	75.0%						

Officials: Nykessa Thompson, Michael McConnell, Tina Napier  
Technical fouls: Penn State-None, Maryland-None.  
Attendance: 7684

Score by periods	1st	2nd	3rd	4th	Total	Points	In	Off	2nd	Fast	Bench
Penn State	8	27	16	16	67	PSU	28	20	8	15	6
Maryland	21	14	22	22	79	MD	40	15	2	9	79

Last FG - PSU 4th-00:05, MD 4th-00:11.  
Largest lead - PSU by 5 3rd-06:39, MD by 15 4th-00:11.  
PSU led for 06:11, MD led for 28:21. Game was tied for 05:28.  
Score tied - 8 times.  
Lead changed - 4 times.

GAME 19: PENN STATE 65, WISCONSIN 59

Official Basketball Box Score -- Game Totals -- Final Statistics  
Penn State vs Wisconsin  
01/24/19 7:00 pm at

Penn State 65 • 10-9

#	Player	Total			3-Ptr			Rebounds			PF	TP	A	TO	Blk	Stl	Min
		FG	FGA	FT	FTA	FG	FGA	FT	FTA	Off							
01	Alisia Smith	f	2-4	0-0	1-3	4	4	8	5	5	1	1	2	0	22		
02	Amari Carter	g	5-14	2-3	0-0	1	2	3	1	12	3	1	1	1	36		
03	Karisma Ortiz	g	0-2	0-1	0-0	1	2	3	0	3	4	0	2	1	18		
04	Siyeh Frazier	g	1-3	0-0	1-2	2	2	4	3	0	1	2	1	1	21		
11	Teniya Page	g	4-11	0-5	8-11	0	3	2	16	3	5	2	0	34			
05	Kamaria McDaniel	g	2-5	1-3	0-1	1	1	2	3	5	1	1	0	0	16		
31	J. Travascio-Green	g	5-9	4-7	0-0	0	2	2	4	14	1	2	0	0	27		
33	Lauren Ebo	g	5-10	0-0	0-0	3	3	6	2	10	0	2	0	0	23		
43	Bexley Wallace	g	0-0	0-0	0-0	0	1	1	2	0	0	0	0	2	3		
Team						2	3	5									
Totals			24-58	7-19	10-17	14	23	37	24	65	12	17	7	6	200		
1st - FG %:		7-14	50.0%	2nd: 8-16	50.0%	3rd: 6-13	46.2%	4th: 3-15	20.0%	Game: 24-58	41.4%	Deadball					
3FG %:		1-3	33.3%	4-8	50.0%	1-4	25.0%	1-4	25.0%	7-19	36.8%	Rebounds					
FT %:		1-1	100.0%	2-3	66.7%	2-7	28.6%	5-6	83.3%	10-17	58.8%						

Wisconsin 59 • 10-10

#	Player	Total		
---	--------	-------	--	--

**2018-19 Penn State Women's Basketball  
Penn State Season Schedule/Results & Leaders (as of Jan 28, 2019)  
All games**

<b>RECORD:</b>	<b>OVERALL</b>	<b>HOME</b>	<b>AWAY</b>	<b>NEUTRAL</b>
ALL GAMES	10-10	8-6	2-4	0-0
CONFERENCE	3-6	2-3	1-3	0-0
NON-CONFERENCE	7-4	6-3	1-1	0-0

<b>Date</b>	<b>Opponent</b>	<b>Score</b>	<b>Att. High Points</b>	<b>High Rebounds</b>
11/08/18	PROVIDENCE	W 74-72	2115 (15)Amari Carter	(7)Sam Breen (7)Alisia Smith
11/11/18	#24 CALIFORNIA	58-75 L	2406 (17)Siyeh Frazier	(11)Alisia Smith
11/14/18	at Fordham	W 72-55	639 (25)Teniya Page	(8)Alisia Smith
11/18/18	PRINCETON	Wot 79-71	2026 (23)Teniya Page	(11)Alisia Smith
11/21/18	NORTH DAKOTA	W 75-68	1881 (17)Alisia Smith	(8)Alisia Smith
11/25/18	STONY BROOK	70-81 L	2018 (34)Teniya Page	(6)Karisma Ortiz
11/29/18	at Florida State	58-87 L	2501 (24)Kamaria McDaniel	(8)Siyeh Frazier
12/2/18	JACKSONVILLE	W 80-61	2121 (27)Teniya Page	(14)Alisia Smith
12/5/18	DUQUESNE	58-64 L	1989 (18)Kamaria McDaniel	(7)Alisia Smith
12/9/18	ST. BONAVENTURE	W 80-65	2152 (23)Teniya Page	(12)Lauren Ebo
12/16/18	AMERICAN	W 80-59	2257 (18)Amari Carter	(12)Lauren Ebo
12/28/18	*#4 MARYLAND	61-77 L	2259 (24)Teniya Page	(8)Kamaria McDaniel
12/31/18	*at Indiana	75-83 L	4481 (24)Teniya Page	(8)Teniya Page
1/3/19	*WISCONSIN	W 71-64	2093 (23)Teniya Page	(11)Siyeh Frazier
01/06/19	*at Rutgers	61-74 L	1868 (23)Teniya Page	(10)Alisia Smith
1/12/19	*ILLINOIS	W 62-48	2472 (14)Alisia Smith	(11)Alisia Smith
1/17/19	*OHIO STATE	71-76 Lot	2090 (19)Teniya Page	(9)Amari Carter
01/20/19	*at Maryland	67-79 L	7684 (20)Teniya Page	(9)Lauren Ebo (9)Alisia Smith
01/24/19	*at Wisconsin	W 65-59	3074 (16)Teniya Page	(8)Alisia Smith
1/27/19	*#14/18 RUTGERS	61-69 L	2463 (18)Teniya Page	(9)Lauren Ebo

\* - Conference game

<b>Attendance Summary</b>	<b>Games</b>	<b>Attend</b>	<b>Avg/Game</b>
Home	14	30342	2167
Away	6	20247	3374
Neutral	0	0	0
Total	20	50589	2529

**2018-19 Penn State Women's Basketball  
Penn State Team Game-by-Game (as of Jan 28, 2019)  
All games**

TEAM STATISTICS

Opponent	Date	Score		Total		3-Pointers		Free throws		Rebounds				pf	a	t/o	blk	stl	pts	avg
				fg-fga	pct	3fg-fga	pct	ft-fa	pct	off	def	tot	avg							
PROVIDENCE	11/08/18	74-72	W	27-62	.435	5-15	.333	15-19	.789	15	31	46	46.0	20	13	22	3	9	74	74.0
#24 CALIFORNIA	11/11/18	58-75	L	21-72	.292	5-21	.238	11-15	.733	19	21	40	43.0	19	13	15	5	9	58	66.0
at Fordham	11/14/18	72-55	W	29-63	.460	5-14	.357	9-11	.818	5	27	32	39.3	15	15	12	3	9	72	68.0
PRINCETON	11/18/18	79-71	Wot	23-59	.390	5-15	.333	28-34	.824	12	37	49	41.8	19	12	21	5	8	79	70.8
NORTH DAKOTA	11/21/18	75-68	W	23-50	.460	3-18	.167	26-34	.765	8	18	26	38.6	17	14	15	2	10	75	71.6
STONY BROOK	11/25/18	70-81	L	22-48	.458	2-15	.133	24-31	.774	9	21	30	37.2	18	7	22	4	12	70	71.3
at Florida State	11/29/18	58-87	L	24-55	.436	3-13	.231	7-11	.636	8	22	30	36.1	12	5	18	2	3	58	69.4
JACKSONVILLE	12/2/18	80-61	W	28-68	.412	9-20	.450	15-20	.750	14	29	43	37.0	20	16	19	15	13	80	70.8
DUQUESNE	12/5/18	58-64	L	24-62	.387	3-18	.167	7-12	.583	12	24	36	36.9	14	12	15	3	7	58	69.3
ST. BONAVENTURE	12/9/18	80-65	W	27-70	.386	8-22	.364	18-23	.783	16	28	44	37.6	19	16	9	6	6	80	70.4
AMERICAN	12/16/18	80-59	W	32-73	.438	5-22	.227	11-16	.688	14	28	42	38.0	11	22	5	6	7	80	71.3
#4 MARYLAND	12/28/18	61-77	L	22-62	.355	7-25	.280	10-19	.526	9	20	29	37.2	19	7	15	2	5	61	70.4
at Indiana	12/31/18	75-83	L	25-57	.439	4-13	.308	21-24	.875	9	30	39	37.4	33	6	21	5	7	75	70.8
WISCONSIN	1/3/19	71-64	W	25-67	.373	5-20	.250	16-25	.640	17	28	45	37.9	20	10	11	6	6	71	70.8
at Rutgers	01/06/19	61-74	L	18-49	.367	6-13	.462	19-26	.731	9	21	30	37.4	18	10	16	2	7	61	70.1
ILLINOIS	1/12/19	62-48	W	23-57	.404	5-20	.250	11-14	.786	8	28	36	37.3	11	15	12	3	9	62	69.6
OHIO STATE	1/17/19	71-76	Lot	24-58	.414	9-23	.391	14-22	.636	4	28	32	37.0	18	13	17	5	8	71	69.7
at Maryland	01/20/19	67-79	L	23-64	.359	6-19	.316	15-22	.682	10	28	38	37.1	20	9	10	1	3	67	69.6
at Wisconsin	01/24/19	65-59	W	24-58	.414	7-19	.368	10-17	.588	14	23	37	37.1	24	12	17	7	6	65	69.3
#14/18 RUTGERS	1/27/19	61-69	L	16-52	.308	7-21	.333	22-28	.786	15	17	32	36.8	15	12	12	1	6	61	68.9
Penn State		1378		480-1206	.398	109-366	.298	309-423	.730	227	509	736	36.8	362	239	304	86	150	1378	68.9
Opponents		1387		513-1236	.415	121-368	.329	240-335	.716	243	539	782	39.1	386	289	323	68	143	1387	69.3

Games played: 20  
Points/game: 68.9  
FG Pct: 39.8  
3FG Pct: 29.8  
FT Pct: 73.0

Rebounds/game: 36.8  
Assists/game: 12.0  
Turnovers/game: 15.2  
Assist/turnover ratio: 0.8  
Steals/game: 7.5  
Blocks/game: 4.3

**2018-19 Penn State Women's Basketball  
Penn State Team High/Low Analysis (as of Jan 28, 2019)  
All games**

**Penn State - TEAM GAME HIGHS**

POINTS	80	AMERICAN (12/16/18)
	80	ST. BONAVENTURE (12/9/18)
	80	JACKSONVILLE (12/2/18)
	79	PRINCETON (11/18/18)
	75	at Indiana (12/31/18)
	75	NORTH DAKOTA (11/21/18)
FIELD GOALS MADE	32	AMERICAN (12/16/18)
	29	at Fordham (11/14/18)
FIELD GOAL ATTEMPTS	73	AMERICAN (12/16/18)
	72	#24 CALIFORNIA (11/11/18)
FIELD GOAL PERCENTAGE	.460 (29-63)	at Fordham (11/14/18)
	.460 (23-50)	NORTH DAKOTA (11/21/18)
3 PT FIELD GOALS MADE	9	OHIO STATE (1/17/19)
	9	JACKSONVILLE (12/2/18)
3 PT FG ATTEMPTS	25	#4 MARYLAND (12/28/18)
	23	OHIO STATE (1/17/19)
3 PT FG PERCENTAGE	.462 (6-13)	at Rutgers (01/06/19)
	.450 (9-20)	JACKSONVILLE (12/2/18)
FREE THROWS MADE	28	PRINCETON (11/18/18)
	26	NORTH DAKOTA (11/21/18)
FREE THROW ATTEMPTS	34	NORTH DAKOTA (11/21/18)
	34	PRINCETON (11/18/18)
FREE THROW PERCENTAGE	.875 (21-24)	at Indiana (12/31/18)
	.824 (28-34)	PRINCETON (11/18/18)
REBOUNDS	49	PRINCETON (11/18/18)
	46	PROVIDENCE (11/08/18)
ASSISTS	22	AMERICAN (12/16/18)
	16	ST. BONAVENTURE (12/9/18)
	16	JACKSONVILLE (12/2/18)
STEALS	13	JACKSONVILLE (12/2/18)
	12	STONY BROOK (11/25/18)
BLOCKED SHOTS	15	JACKSONVILLE (12/2/18)
	7	at Wisconsin (01/24/19)
TURNOVERS	22	STONY BROOK (11/25/18)
	22	PROVIDENCE (11/08/18)
FOULS	33	at Indiana (12/31/18)
	24	at Wisconsin (01/24/19)

**2018-19 Penn State Women's Basketball  
Penn State Player High/Low Analysis (as of Jan 28, 2019)  
All games**

**Penn State - INDIVIDUAL GAME HIGHS**

Points	34		Teniya Page vs Stony Brook (11/25/18)
	27		Teniya Page vs Jacksonville (12/2/18)
	25		Teniya Page at Fordham (11/14/18)
	24		Teniya Page at Indiana (12/31/18)
	24		Teniya Page vs #4 Maryland (12/28/18)
	24		Kamaria McDaniel at Florida State (11/29/18)
Field Goals Made	12		Teniya Page vs Stony Brook (11/25/18)
	10		Teniya Page vs #4 Maryland (12/28/18)
	10		Kamaria McDaniel at Florida State (11/29/18)
	10		Teniya Page at Fordham (11/14/18)
Field Goal Att.	22		Teniya Page vs Stony Brook (11/25/18)
	20		Teniya Page vs Ohio State (1/17/19)
	20		Teniya Page at Fordham (11/14/18)
FG Pct (min 5 made)	.875	(7-8)	Alisia Smith vs American (12/16/18)
	.833	(5-6)	Siyeh Frazier vs Ohio State (1/17/19)
	.833	(5-6)	Siyeh Frazier at Indiana (12/31/18)
3-Point FG Made	5		Teniya Page vs Jacksonville (12/2/18)
	4		J. Travascio-Green at Wisconsin (01/24/19)
	4		Teniya Page at Rutgers (01/06/19)
	4		Amari Carter vs St. Bonaventure (12/9/18)
	4		Kamaria McDaniel vs Jacksonville (12/2/18)
	4		Amari Carter vs Princeton (11/18/18)
3-Point FG Att.	9		Teniya Page vs #4 Maryland (12/28/18)
	9		Teniya Page vs Jacksonville (12/2/18)
3-Pt FG Pct (min 2 made)	1.000	(2-2)	Siyeh Frazier vs Illinois (1/12/19)
	1.000	(2-2)	Teniya Page at Indiana (12/31/18)
Free Throws Made	11		Teniya Page vs #14/18 Rutgers (1/27/19)
	10		Teniya Page vs Wisconsin (1/3/19)
	10		Teniya Page at Indiana (12/31/18)
	10		Alisia Smith vs Princeton (11/18/18)
Free Throw Att.	12		Teniya Page vs #14/18 Rutgers (1/27/19)
	12		Teniya Page vs Wisconsin (1/3/19)
FT Pct (min 3 made)	1.000	(10-10)	Teniya Page at Indiana (12/31/18)
	1.000	(10-10)	Alisia Smith vs Princeton (11/18/18)
	1.000	(6-6)	Amari Carter vs North Dakota (11/21/18)
	1.000	(5-5)	Alisia Smith at Indiana (12/31/18)
	1.000	(5-5)	Teniya Page vs American (12/16/18)
	1.000	(4-4)	J. Travascio-Green vs Illinois (1/12/19)
	1.000	(4-4)	Amari Carter vs American (12/16/18)
	1.000	(4-4)	Siyeh Frazier vs St. Bonaventure (12/9/18)
	1.000	(4-4)	Alisia Smith vs Stony Brook (11/25/18)
	1.000	(4-4)	Kamaria McDaniel vs Providence (11/08/18)
	1.000	(3-3)	Teniya Page at Florida State (11/29/18)
	1.000	(3-3)	Kamaria McDaniel vs #24 California (11/11/18)
	1.000	(3-3)	Siyeh Frazier vs #24 California (11/11/18)
Rebounds	14		Alisia Smith vs Jacksonville (12/2/18)
	12		Lauren Ebo vs American (12/16/18)
	12		Lauren Ebo vs St. Bonaventure (12/9/18)



**2018-19 Penn State Women's Basketball  
Penn State Points-Rebounds-Assists (as of Jan 28, 2019)  
All games**

Opponent	Date	Score		01	02	03	04	05	11	12
				SMITH,ALIS	CARTER,AMA	ORTIZ,KARI	FRAZIER,SI	MCDANIEL,K	PAGE,TENIY	SEMION,KAY
PROVIDENCE	11/08/18	74-72	w	13-7-0	15-5-1	0-3-1	10-3-3	12-6-4	13-2-3	DNP
#24 CALIFORNIA	11/11/18	58-75	L	10-11-0	5-4-4	4-4-1	17-2-0	7-2-1	10-6-4	DNP
at Fordham	11/14/18	72-55	w	16-8-1	5-5-3	6-7-5	15-5-3	2-1-1	25-5-2	DNP
PRINCETON	11/18/18	79-71	w	16-11-1	17-5-2	7-4-2	11-7-2	5-5-0	23-6-4	0-1-0
NORTH DAKOTA	11/21/18	75-68	w	17-8-0	13-2-5	0-1-2	15-5-5	9-2-1	15-2-1	0-0-0
STONY BROOK	11/25/18	70-81	L	4-4-1	0-0-0	6-6-1	6-4-1	13-2-1	34-3-2	0-1-1
at Florida State	11/29/18	58-87	L	DNP	DNP	2-4-4	4-8-1	24-4-0	16-0-0	0-0-0
JACKSONVILLE	12/2/18	80-61	w	11-14-2	DNP	2-4-4	14-4-2	17-3-2	27-6-4	0-0-1
DUQUESNE	12/5/18	58-64	L	4-7-0	DNP	2-3-1	10-4-3	18-4-1	15-5-7	DNP
ST. BONAVENTURE	12/9/18	80-65	w	4-2-0	12-3-3	2-9-6	17-4-2	5-1-1	23-1-4	0-3-0
AMERICAN	12/16/18	80-59	w	14-5-1	18-4-6	3-6-2	6-5-1	13-1-2	17-5-8	0-0-0
#4 MARYLAND	12/28/18	61-77	L	2-4-0	4-1-2	3-1-0	5-3-0	16-8-3	24-5-2	DNP
at Indiana	12/31/18	75-83	L	15-6-0	5-3-2	2-6-0	11-5-1	14-3-0	24-8-3	DNP
WISCONSIN	1/3/19	71-64	w	5-8-0	13-0-3	2-8-1	10-11-2	11-1-1	23-4-3	DNP
at Rutgers	01/06/19	61-74	L	15-10-0	7-1-0	0-4-3	8-6-3	3-0-0	23-1-3	DNP
ILLINOIS	1/12/19	62-48	w	14-11-1	9-4-0	6-4-5	11-4-0	0-2-1	13-1-7	DNP
OHIO STATE	1/17/19	71-76	L	3-0-0	12-9-3	12-5-3	11-3-2	3-2-1	19-3-4	DNP
at Maryland	01/20/19	67-79	L	9-9-0	7-1-1	0-1-0	13-8-1	5-1-1	20-5-3	DNP
at Wisconsin	01/24/19	65-59	w	5-8-1	12-3-3	0-3-3	3-4-0	5-2-1	16-3-3	DNP
#14/18 RUTGERS	1/27/19	61-69	L	6-8-0	14-1-2	0-2-2	2-2-0	7-4-0	18-2-7	DNP

Opponent	Date	Score		22	24	31	33	34	43
				KNIZNER,LE	BREEN,SAM	TRAVASCIO-	EBO,LAUREN	MCMURTRY,S	WALLACE,BE
PROVIDENCE	11/08/18	74-72	w	DNP	9-7-1	DNP	0-6-0	DNP	2-5-0
#24 CALIFORNIA	11/11/18	58-75	L	DNP	0-2-2	DNP	1-4-1	DNP	4-3-0
at Fordham	11/14/18	72-55	w	0-0-0	3-1-0	DNP	DNP	DNP	0-0-0
PRINCETON	11/18/18	79-71	w	DNP	0-1-0	DNP	0-4-0	DNP	0-0-1
NORTH DAKOTA	11/21/18	75-68	w	DNP	DNP	DNP	6-2-0	DNP	0-0-0
STONY BROOK	11/25/18	70-81	L	0-0-0	DNP	DNP	4-1-0	DNP	3-4-0
at Florida State	11/29/18	58-87	L	DNP	DNP	DNP	3-6-0	DNP	9-5-0
JACKSONVILLE	12/2/18	80-61	w	0-0-0	DNP	DNP	9-5-0	DNP	0-1-1
DUQUESNE	12/5/18	58-64	L	0-1-0	DNP	DNP	8-5-0	DNP	1-1-0
ST. BONAVENTURE	12/9/18	80-65	w	DNP	DNP	DNP	15-12-0	DNP	2-1-0
AMERICAN	12/16/18	80-59	w	0-0-0	DNP	DNP	9-12-2	0-0-0	0-0-0
#4 MARYLAND	12/28/18	61-77	L	DNP	DNP	5-1-0	2-4-0	DNP	0-0-0
at Indiana	12/31/18	75-83	L	DNP	DNP	2-3-0	2-3-0	DNP	0-0-0
WISCONSIN	1/3/19	71-64	w	DNP	DNP	2-2-0	5-5-0	DNP	0-0-0
at Rutgers	01/06/19	61-74	L	DNP	DNP	5-1-1	0-3-0	DNP	0-0-0
ILLINOIS	1/12/19	62-48	w	DNP	DNP	7-2-0	2-4-1	0-0-0	DNP
OHIO STATE	1/17/19	71-76	L	DNP	DNP	9-3-0	2-5-0	DNP	0-0-0
at Maryland	01/20/19	67-79	L	DNP	DNP	6-1-1	7-9-2	DNP	DNP
at Wisconsin	01/24/19	65-59	w	DNP	DNP	14-2-1	10-6-0	DNP	0-1-0
#14/18 RUTGERS	1/27/19	61-69	L	DNP	DNP	8-1-0	6-9-1	DNP	DNP

**2018-19 Penn State Women's Basketball  
Penn State Combined Team Statistics (as of Jan 28, 2019)  
Conference games only**

RECORD:	OVERALL	HOME	AWAY	NEUTRAL
ALL GAMES	3-6	2-3	1-3	0-0
CONFERENCE	3-6	2-3	1-3	0-0
NON-CONFERENCE	0-0	0-0	0-0	0-0

##	Player	gp-gs	min	avg	Total		3-Point		F-Throw		Rebounds				pf	dq	a	to	blk	stl	pts	avg
					fg-fga	fg%	3fg-fga	3fg%	ft-fga	ft%	off	def	tot	avg								
11	Teniya Page	9-8	334	37.1	50-129	.388	17-49	.347	63-77	.818	3	29	32	3.6	20	0	35	22	3	9	180	20.0
02	Amari Carter	9-8	327	36.3	33-104	.317	11-38	.289	6-8	.750	2	21	23	2.6	23	0	16	11	4	12	83	9.2
04	Siyeh Frazier	9-8	194	21.6	30-59	.508	3-7	.429	11-21	.524	17	29	46	5.1	28	2	9	19	5	7	74	8.2
01	Alisia Smith	9-8	252	28.0	23-58	.397	0-0	.000	28-42	.667	29	35	64	7.1	27	1	2	17	6	6	74	8.2
05	Kamaria McDaniel	9-0	160	17.8	22-57	.386	8-25	.320	12-17	.706	6	17	23	2.6	19	0	8	16	1	5	64	7.1
31	J. Travascio-Green	9-0	184	20.4	17-50	.340	13-40	.325	11-12	.917	4	12	16	1.8	19	0	3	12	5	1	58	6.4
33	Lauren Ebo	9-0	173	19.2	16-37	.432	0-0	.000	4-15	.267	14	34	48	5.3	23	1	4	13	3	6	36	4.0
03	Karisma Ortiz	9-8	186	20.7	9-28	.321	4-14	.286	3-5	.600	8	26	34	3.8	15	0	17	19	5	9	25	2.8
43	Bexley Wallace	6-0	14	2.3	0-2	.000	0-0	.000	0-0	.000	0	1	1	0.2	4	0	0	0	0	2	0	0.0
34	Sarah McMurtry	1-0	1	1.0	0-0	.000	0-0	.000	0-0	.000	0	0	0	0.0	0	0	0	0	0	0	0	0.0
Team											12	19	31				2					
Total.....		9	1825		200-524	.382	56-173	.324	138-197	.701	95	223	318	35.3	178	4	94	131	32	57	594	66.0
Opponents.....		9	1825		223-528	.422	44-135	.326	139-192	.724	103	253	356	39.6	172	-	126	138	38	61	629	69.9

TEAM STATISTICS	PSU	OPP	Date	Opponent	Score	Att.
SCORING	594	629	* 12/28/18	#4 MARYLAND	L 61-77	2259
Points per game	66.0	69.9	* 12/31/18	at Indiana	L 75-83	4481
Scoring margin	-3.9	-	* 1/3/19	WISCONSIN	W 71-64	2093
FIELD GOALS-ATT	200-524	223-528	* 01/06/19	at Rutgers	L 61-74	1868
Field goal pct	.382	.422	* 1/12/19	ILLINOIS	W 62-48	2472
3 POINT FG-ATT	56-173	44-135	* 1/17/19	OHIO STATE	Lot 71-76	2090
3-point FG pct	.324	.326	* 01/20/19	at Maryland	L 67-79	7684
3-pt FG made per game	6.2	4.9	* 01/24/19	at Wisconsin	W 65-59	3074
FREE THROWS-ATT	138-197	139-192	* 1/27/19	#14/18 RUTGERS	L 61-69	2463
Free throw pct	.701	.724				
F-Throws made per game	15.3	15.4				
REBOUNDS	318	356				
Rebounds per game	35.3	39.6				
Rebounding margin	-4.2	-				
ASSISTS	94	126				
Assists per game	10.4	14.0				
TURNOVERS	131	138				
Turnovers per game	14.6	15.3				
Turnover margin	+0.8	-				
Assist/turnover ratio	0.7	0.9				
STEALS	57	61				
Steals per game	6.3	6.8				
BLOCKS	32	38				
Blocks per game	3.6	4.2				
ATTENDANCE	11377	17107				
Home games-Avg/Game	5-2275	4-4277				
Neutral site-Avg/Game	-	0-0				

\* - Conference game

Score by Periods	1st	2nd	3rd	4th	OT	Totals
Penn State	136	157	152	145	4	594
Opponents	144	141	160	175	9	629

**2018-19 Penn State Women's Basketball  
Penn State Combined Team Statistics (as of Jan 28, 2019)  
All games**

<b>RECORD:</b>	<b>OVERALL</b>	<b>HOME</b>	<b>AWAY</b>	<b>NEUTRAL</b>
ALL GAMES	10-10	8-6	2-4	0-0
CONFERENCE	3-6	2-3	1-3	0-0
NON-CONFERENCE	7-4	6-3	1-1	0-0

#	Player	gp-gs	min	avg	Total		3-Point		F-Throw		Rebounds				pf	dq	a	to	blk	stl	pts	avg
					fg-fga	fg%	3fg-fga	3fg%	ft-fa	ft%	off	def	tot	avg								
11	Teniya Page	20-19	735	36.8	122-316	.386	36-111	.324	118-149	.792	8	65	73	3.7	34	0	74	47	4	20	398	19.9
04	Siyeh Frazier	20-19	517	25.9	76-169	.450	7-25	.280	40-59	.678	31	66	97	4.9	63	4	32	49	10	33	199	10.0
02	Amari Carter	17-15	569	33.5	61-176	.347	27-75	.360	19-21	.905	7	44	51	3.0	36	1	40	21	7	22	168	9.9
01	Alisia Smith	19-18	515	27.1	62-134	.463	0-0	.000	59-79	.747	62	79	141	7.4	57	3	8	42	20	21	183	9.6
05	Kamaria McDaniel	20-4	441	22.1	67-168	.399	19-70	.271	36-50	.720	12	42	54	2.7	38	0	22	31	5	20	189	9.5
31	J. Travascio-Green	9-0	184	20.4	17-50	.340	13-40	.325	11-12	.917	4	12	16	1.8	19	0	3	12	5	1	58	6.4
33	Lauren Ebo	19-5	369	19.4	39-85	.459	0-0	.000	13-31	.419	37	68	105	5.5	50	1	7	34	18	7	91	4.8
24	Sam Breen	4-0	42	10.5	4-11	.364	2-5	.400	2-4	.500	3	8	11	2.8	3	0	3	4	0	2	12	3.0
03	Karisma Ortiz	20-13	497	24.9	24-67	.358	5-28	.179	6-10	.600	17	68	85	4.3	37	1	46	50	14	19	59	3.0
43	Bexley Wallace	17-2	125	7.4	8-18	.444	0-0	.000	5-8	.625	8	13	21	1.2	23	0	2	10	3	3	21	1.2
34	Sarah McMurtry	2-0	2	1.0	0-0	.000	0-0	.000	0-0	.000	0	0	0	0.0	0	0	0	0	0	0	0	0.0
22	Leah Knizner	5-0	19	3.8	0-7	.000	0-7	.000	0-0	.000	0	1	1	0.2	1	0	0	1	0	1	0	0.0
12	Kayleigh Semion	7-0	35	5.0	0-5	.000	0-5	.000	0-0	.000	2	3	5	0.7	1	0	2	0	0	1	0	0.0
<b>Team</b>											36	40	76				3					
Total.....		20	4050		480-1206	.398	109-366	.298	309-423	.730	227	509	736	36.8	362	10	239	304	86	150	1378	68.9
Opponents.....		20	4050		513-1236	.415	121-368	.329	240-335	.716	243	539	782	39.1	386	-	289	323	68	143	1387	69.3

TEAM STATISTICS	PSU	OPP	Date	Opponent	Score	Att.
SCORING	1378	1387	11/08/18	PROVIDENCE	W 74-72	2115
Points per game	68.9	69.3	11/11/18	#24 CALIFORNIA	L 58-75	2406
Scoring margin	-0.4	-	11/14/18	at Fordham	W 72-55	639
FIELD GOALS-ATT	480-1206	513-1236	11/18/18	PRINCETON	Wot 79-71	2026
Field goal pct	.398	.415	11/21/18	NORTH DAKOTA	W 75-68	1881
3 POINT FG-ATT	109-366	121-368	11/25/18	STONY BROOK	L 70-81	2018
3-point FG pct	.298	.329	11/29/18	at Florida State	L 58-87	2501
3-pt FG made per game	5.5	6.1	12/2/18	JACKSONVILLE	W 80-61	2121
FREE THROWS-ATT	309-423	240-335	12/5/18	DUQUESNE	L 58-64	1989
Free throw pct	.730	.716	12/9/18	ST. BONAVENTURE	W 80-65	2152
F-Throws made per game	15.5	12.0	12/16/18	AMERICAN	W 80-59	2257
REBOUNDS	736	782	* 12/28/18	#4 MARYLAND	L 61-77	2259
Rebounds per game	36.8	39.1	* 12/31/18	at Indiana	L 75-83	4481
Rebounding margin	-2.3	-	* 1/3/19	WISCONSIN	W 71-64	2093
ASSISTS	239	289	* 01/06/19	at Rutgers	L 61-74	1868
Assists per game	12.0	14.5	* 1/12/19	ILLINOIS	W 62-48	2472
TURNOVERS	304	323	* 1/17/19	OHIO STATE	Lot 71-76	2090
Turnovers per game	15.2	16.2	* 01/20/19	at Maryland	L 67-79	7684
Turnover margin	+1.0	-	* 01/24/19	at Wisconsin	W 65-59	3074
Assist/turnover ratio	0.8	0.9	* 1/27/19	#14/18 RUTGERS	L 61-69	2463
STEALS	150	143				
Steals per game	7.5	7.2				
BLOCKS	86	68				
Blocks per game	4.3	3.4				
ATTENDANCE	30342	20247				
Home games-Avg/Game	14-2167	6-3374				
Neutral site-Avg/Game	-	0-0				

\* - Conference game

Score by Periods	1st	2nd	3rd	4th	OT	Totals
Penn State	307	332	347	372	20	1378
Opponents	315	338	373	344	17	1387



1 | ALISIA SMITH

F | So./So. | 6-3  
Lansing, Mich.



2 | AMARI CARTER

G | Sr./Jr. | 5-8  
Washington D.C.



3 | KARISMA ORTIZ

G | Fr./Fr. | 6-0  
San Jose, Calif.



4 | SIYEH FRAZIER

G | Jr./Jr. | 5-9  
Detroit, Mich.



5 | KAMARIA MCDANIEL

G | So./So. | 5-10  
Inkster, Mich.



11 | TENIYA PAGE

G | Sr./Sr. | 5-7  
Chicago, Ill.



12 | KAYLEIGH SEMION

G | Sr./Sr. | 5-6  
Dunmore, Pa.



22 | LEAH KNIZNER

G | Sr./Sr. | 5-9  
Greensburg, Pa.



31 | JAIDA TRAVASCIO-GREEN

G | Jr./Jr. | 6-2  
Lisle, Ill.



33 | LAUREN EBO

F | Fr./Fr. | 6-4  
Washington D.C.



34 | SARAH McMURTRY

G | Sr./Sr. | 5-6  
Pittsburgh, Pa.



43 | BEXLEY WALLACE

F | Fr./Fr. | 6-3  
Pickerington, Ohio



COQUESE WASHINGTON

Head Coach  
12th Season  
Notre Dame '93



ITORO COLEMAN

Assistant Coach  
Eighth Season  
Clemson '00



TAMIKA JETER

Assistant Coach  
Third Season  
Connecticut '02



GEOFF LANIER

Assistant Coach  
First Season  
Southern Conn. State '92

**PRONUNCIATIONS**

Amari Carter  
Lauren Ebo  
Siyeh Frazier  
Leah Knizner  
Kamaria McDaniel  
Karisma Ortiz  
Teniya Page  
Kayleigh Semion

Uh-mar-E  
EE-bo  
sigh-uh Frasier  
KIZZ-ner  
Kuh-mar-E-uh  
Charisma  
tuh-NYE-uh  
Simm-ee-in

Alisia Smith  
Jaida Travascio-Green  
Coquese Washington  
Itoro Coleman  
Tamika Jeter  
Geoff Lanier

Uh-lee-see-uh  
jay-duh truh-VOSS-ee-o

ko-KWEES  
E-tore-uh  
Jet-ur  
Jeff Lan-yer