

WOMEN'S VOLLEYBALL

SEVEN-TIME NATIONAL CHAMPION

#19 OHIO STATE (11-0, 11-0 BIG) AT #10 PENN STATE (4-3, 4-3 BIG)

Wednesday, March 3 | 6 p.m. (ET) | Rec Hall | Big Ten Network+

2020-21 SCHEDULE

4-3 OVERALL, 4-3 BIG TEN

JANUARY

22 at No. 24 Michigan* Ppd.
23 at No. 24 Michigan* Ppd.

FEBRUARY

5 ILLINOIS* (BTN) W, 3-1
6 ILLINOIS* (BTN+) W, 3-2
13 at No. 5 Minnesota* (BTN) L, 1-3
14 at No. 5 Minnesota* (BTN) L, 2-3
17 at Ohio State L, 2-3
19 INDIANA* (BTN+) W, 3-1
20 INDIANA* (BTN+) W, 3-0
27 at Maryland* Ppd.
28 at Maryland* Ppd.

MARCH

3 OHIO STATE 6 p.m.
5 No. 11 PURDUE* (BTN+) 7 p.m.
6 No. 11 PURDUE* (ESPNU) 2 p.m.
12 RUTGERS* (BTN+) TBD
13 RUTGERS* TBD
19 at Michigan State* (BTN+) TBD
20 at Michigan State* (BTN+) TBD
26 No. 1 WISCONSIN* (BTN) TBD
27 No. 1 WISCONSIN* (BTN) TBD

APRIL

1 at No. 4 Nebraska* (BTN) 9 p.m.
2 at No. 4 Nebraska* (BTN) 9 p.m.

Home matches in **BOLD ALL CAPS**

* Denotes conference match

- Rankings of completed matches are ranking at time of match. Ranking of future matches are team's current ranking.

NITTANY LIONS NEWS AND NOTES

OPENING NOTES

- Penn State and Ohio State meet for the second time this season when the teams play at Rec Hall on Wednesday. The first match was held in Columbus.
- The match will stream online on Big Ten Network+
- Coaches throughout the country recognized Penn State's tough stretch of play, keeping the Lions in the top 10 of the national rankings with a 4-3 record.

SERIES HISTORY

- Penn State leads 50-17 in the all-time series with Ohio State.
- The teams first played in 1981.
- The Lions have won 22 of the past 25 matches in the series dating back to 2007.
- The Buckeyes won the first meeting this season 3-2. The Lions were up 2-0.
- Penn State is 27-5 at home against Ohio State.

SCOUTING OHIO STATE

- Ohio State sits in first place in the Big Ten with a perfect 11-0 record under first-year head coach Jen Flynn Oldenburg.
- The Buckeyes have wins over Maryland (2), Michigan State (2), Iowa (2), Illinois (2), Rutgers (2) and Penn State.
- Ohio State is off to its best start in the Big Ten since 1991 and has its best winning streak since 2013.

BIG TEN LEADS WAY IN NATIONAL RANKINGS

Six Big Ten teams appeared in the top 20 of the most recent AVCA national rankings — No. 1 Wisconsin, No. 4 Nebraska, No. 5 Minnesota, No. 10 Penn State, No. 11 Purdue and No. 19 Ohio State.



PENN STATE NITTANY LIONS:

Record 4-3
Big Ten 4-3
2019 27-6 (17-3 Big Ten)
Head Coach Russ Rose
At Penn State 1301-215 (42nd)
Overall Same
Location University Park, Pa.



OHIO STATE BUCKEYES:

Record 11-0
Big Ten 11-0
2019 15-17 (8-12 B1G)
Head Coach Jen Flynn Oldenburg
At Ohio State 11-0 (first)
Overall 11-0 (first)
Location Columbus, Ohio

PENN STATE IN THE NATIONAL RANKINGS

- Penn State has been ranked in the top 10 every week this season. The Lions are No. 10 in the latest AVCA Poll.
- Penn State has been ranked in the top 10 for 56 consecutive weeks. The Lions last time out of the top 10 was Nov. 28, 2016.
- The Lions have been ranked 515 weeks all-time.
- Penn State has been ranked No. 1 in 95 weeks all-time, which is the second most in NCAA history.

PENN STATE

PROBABLE STARTERS (BASED OFF LAST MATCH)

| No. | Pos. | Name | Yr. | SP | K/S | Pct. | A/S | SA/S | D/S | B/S | PTS |
|-----|------|----------------|-------|----|------|------|-------|------|------|------|-------|
| 18 | OH | A. Kudryashova | R-So. | 30 | 2.27 | .247 | 0.07 | 0.00 | 0.50 | 0.50 | 75.5 |
| 9 | RS | Jonni Parker | Jr. | 30 | 3.53 | .241 | 0.43 | 0.27 | 2.30 | 0.83 | 126.5 |
| 16 | MB | Serena Gray | Jr. | 29 | 2.03 | .245 | 0.03 | 0.28 | 0.28 | 0.83 | 83.5 |
| 23 | MB | Kaitlyn Hord | Jr. | 30 | 2.20 | .338 | 0.13 | 0.00 | 0.00 | 1.43 | 89.5 |
| 13 | S | Gabby Blossom | Jr. | 21 | 0.38 | .238 | 10.43 | 0.24 | 3.00 | 0.38 | 2.0 |
| 0 | OH | AC Fitzpatrick | Fr. | 30 | 2.30 | .191 | 0.20 | 0.17 | 2.23 | 0.17 | 77.0 |
| 3 | L | Jenna Hampton | Jr. | 21 | 0.00 | .000 | 1.10 | 0.10 | 3.81 | 0.00 | 2.0 |

STRATEGIC COMMUNICATIONS

Assistant Dir. of Strategic Communications
Matt Jackson
Phone: 814-876-2710
E-Mail: mjj5328@psu.edu

2020-21 PENN STATE WOMEN'S VOLLEYBALL



0

ANNIE GATE FITZPATRICK
OH, Fr., 5-11
Ocala, Fla.



1

LAUREN CLARK
OH, So., 6-0
Champlin, Minn.



2

MADDY BILINOVIC
DS, Fr., 5-7
Independence, Ohio



3

KEATAN BROUGHTON
DS, Jr., 5-5
Charleston, W.Va.



6

SOPHIE WALLS
S, Jr., 5-11
The Woodlands, Texas



7

MACY VAN DEN ELZEN
OH/MB, Fr., 6-3
Macungie, Pa.



8

HANNAH FLOWERS
RS, Gr., 6-3
Wildwood, Mo.



9

JONNI PARKER
RS/S, Jr., 6-0
Casstown, Ohio



12

SAM MCCOOL
DS, Fr., 5-9
Atlanta, Ga.



13

GABBY BLOSSOM
S, Jr., 5-9
St. Louis, Mo.



15

JENNA HAMPTON
DS, Jr., 5-7
Tampa, Fla.




16

SERENA GRAY
MB, Jr., 6-2
Temple City, Calif.



17

MOLLY RUSSELL
DS, So., 5-10
Naperville, Ill.



18

ANASTASIYA KUDRYASHOVA
OH/RS, R-So., 6-4
Novosibirsk, Russia



19

EMILY OERTHER
S, So., 5-10
Windermere, Fla.



20

ALLIE HOLLAND
MB, Fr., 6-3
Hilliard, Ohio



21

MACALL PEED
DS, So., 5-7
San Diego, Calif.



23

KAITLYN HORD
MB, Jr., 6-4
Lexington, Ky.

2020-21 PENN STATE WOMEN'S VOLLEYBALL

PENN STATE RECORD WHEN...

| | |
|----------------------------------|-----|
| Overall | 4-3 |
| At Home | 4-0 |
| On the Road..... | 0-3 |
| At Neutral Site..... | 0-0 |
| vs. Nationally-Ranked Teams..... | 0-2 |
| vs. Teams Ranked in Top 5 | 0-2 |
| vs. Teams Ranked in Top 10 | 0-2 |
| vs. Teams Ranked in Top 15..... | 0-2 |
| vs. Teams Ranked in Top 20 | 0-2 |
| vs. Teams Ranked in Top 25..... | 0-2 |
| Leading 1-0..... | 4-1 |
| Leading 2-0..... | 1-1 |
| Leading 2-1..... | 2-1 |
| Tied 1-1..... | 2-1 |
| Tied 2-2..... | 1-2 |
| Trailing 1-0..... | 0-2 |
| Trailing 2-0..... | 0-1 |
| Trailing 2-1..... | 1-1 |
| Hit % Higher Than Opponent | 4-1 |
| Opponent's Hit % is Higher | 0-2 |
| More Kills Than Opponent..... | 4-1 |
| Less Kills Than Opponent..... | 0-2 |
| When Kills Are Tied..... | 0-0 |
| More Digs Than Opponent..... | 2-0 |
| Less Digs Than Opponent | 1-2 |
| Digs Are Tied..... | 1-1 |
| More Blocks Than Opponent..... | 4-1 |
| Less Blocks Than Opponent..... | 0-2 |
| Blocks Are Tied..... | 0-0 |
| More Aces Than Opponent..... | 2-2 |
| Less Aces Than Opponent | 0-1 |
| Aces Are Tied | 2-0 |
| On Sundays | 0-1 |
| On Wednesdays..... | 0-1 |
| On Fridays | 2-0 |
| On Saturdays | 2-1 |

ACADEMIC ACCOLADES

- Eight current Penn State volleyball players earned a spot on the Academic All-Big Ten Team after the fall semester — Gabby Blossom, Lauren Clark, Serena Gray, Jenna Hampton, Emily Oerther, Jonni Parker, Macall Peed and Molly Russell.
- This past July, Penn State earned its first ever AVCA Team Academic Award.
- The Team Academic Award, initiated in the 1992-93 academic year, honors volleyball teams that maintain a year-long grade-point average of 3.30 on a 4.0 scale.

PEED HAS CAREER MATCH AT MINNESOTA

- Sophomore **Macall Peed** didn't play in the first match at Minnesota, but made the most of her opportunity when she came in as a sub during the first set of the second match.
- Peed went on to accumulate a season-high 18 digs in the match, including a highlight-reel diving save that eventually resulted in a Penn State kill.
- Her previous career high was just four digs, which she totaled twice last season as a freshman.

STRONG JUNIOR CLASS

- The junior class of Penn State is one of the best in the country, featuring four All-Americans — **Gabby Blossom, Serena Gray, Kaitlyn Hord** and **Jonni Parker** — plus Jenna Hampton, who has seen significant time in the back row during her two seasons with the Lions.

PSU PLAYERS ALL-AMERICA HONORS

Gabby Blossom - 2019 (3rd)
 Serena Gray - 2018 (HM), 2019 (HM)
 Kaitlyn Hord - 2018 (HM), 2019 (1st)
 Jonni Parker - 2018 (3rd), 2019 (HM)

LIONS WELCOME EIGHT NEWCOMERS

- Eight fresh faces are on the Penn State women's volleyball team this season, joining 10 returning players.
- The eight newcomers include three transfers — **Keatan Broughton (West Virginia), Hannah Flowers (Memphis) and Anastasiya Kudryashova (Rutgers)**.
- The other five are freshmen, including **Annie Cate Fitzpatrick, Maddy Bilinovic, Macy Van Den Elzen, Sam McCool** and **Allie Holland**.

OERTHER COMES THROUGH IN FIRST STARTS

- Sophomore setter **Emily Oerther** was called one of the most improved players on the team by head coach Russ Rose prior to the start of this season.
- Gabby Blossom is back as the team's starting setter, but the Lions can feel confident in Oerther if needed as she proved Rose right while making her first career starts in wins over Illinois to start the season.

- Oerther tallied 36 assists, eight digs, four kills and two aces in a 3-1 win in the first match. She then totaled 46 assists, two blocks, two kills and two aces in a 3-2 win in the second match.

FRESH FACES STEP UP BIG EARLY

- In its season-opening two-match sweep of Illinois, Penn State had four players make their first career start and five players make their collegiate debut.
- The group that made their collegiate debut accounted for 61 percent of the team's digs and 48 percent of the team's kills in the two matches against the Illini.

NEWCOMERS AGAINST ILLINOIS (2 MATCHES)

| Player | Kills | Digs |
|------------------------|-----------|-----------|
| Maddy Bilinovic | 0 | 32 |
| Keatan Broughton | 0 | 2 |
| Annie Cate Fitzpatrick | 30 | 32 |
| Hannah Flowers | 3 | 0 |
| Anastasiya Kudryashova | 22 | 6 |
| Totals | 65 | 72 |

FITZPATRICK STARS IN DEBUT MATCHES

- Freshman **Annie Cate Fitzpatrick** was thrown right into the fire in her first two matches, making starts in two Big Ten contests to start the season. In normal seasons, freshmen get a chance to get their feet wet against non-conference competition, but this, of course, is not a normal season.
- That didn't stop Fitzpatrick from putting up numbers that had her as one of the top freshmen performers in the Big Ten that week. In nine sets, she hit .350 with 30 kills and 26 digs.

THREE LIONS EARN PRESEASON ALL-BIG TEN HONORS

- Penn State was one of just two teams in the conference to have three players named to the 14-player Preseason All-Big Ten Team.
- Earning the preseason honor for the Lions were juniors **Serena Gray, Kaitlyn Hord**, and **Jonni Parker**.
- Hord and Parker received the award for the second-straight year, while Gray landed a spot on the team for the first time.

2020-21 PRESEASON ALL-BIG TEN TEAM

Erika Pritchard, Sr., OH, Maryland
 Paige Jones, Jr., OH, Michigan
 Regan Pittman, Sr., MB, Minnesota
 Stephanie Samedy, Sr., OPP, Minnesota
 Lauren Stivrins, Sr., MB, Nebraska
 Lexi Sun, Sr., OH, Nebraska
Serena Gray, Jr., M, Penn State
Kaitlyn Hord, Jr., M, Penn State
Jonni Parker, Jr., OH, Penn State
 Grace Cleveland, Jr., OPP/M, Purdue
 Caitlyn Newton, Sr., OH, Purdue
 Molly Haggerty, Sr., OH, Wisconsin
 Sydney Hilley, Sr., S, WISCONSIN
 Dana Rettke, Sr., MB, WISCONSIN

2020-21 PENN STATE WOMEN'S VOLLEYBALL

REC HALL SUCCESS

- Penn State is 664-45 (.937) all-time at Rec Hall.
- The Lions are 306-27 (.919) against Big Ten opponents at Rec Hall and 358-18 (.952) against non-conference opponents.

PENN'S STATE VS. BIG TEN AT REC HALL

| Opponent | W | L |
|----------------|------------|-----------|
| Illinois | 25 | 3 |
| Indiana | 28 | 0 |
| Iowa | 28 | 0 |
| Maryland | 13 | 0 |
| Michigan | 28 | 1 |
| Michigan State | 25 | 3 |
| Minnesota | 26 | 4 |
| Nebraska | 4 | 4 |
| Northwestern | 28 | 1 |
| Ohio State | 26 | 5 |
| Purdue | 28 | 3 |
| Rutgers | 19 | 1 |
| Wisconsin | 26 | 2 |
| | 306 | 27 |

CONSISTENT WINNERS

Penn State has never posted less than 22 wins in a season with Russ Rose as the head coach. The Nittany Lions have recorded at least 30 wins 27 times during that stretch.

NITTANY LIONS CAREER ALL-BIG HONORS

• Three Penn State players — **Gabby Blossom, Kaitlyn Hord**, and **Jonni Parker** — have combined for five career All-Big Ten honors.

PSU PLAYERS ALL-BIG HONORS

Gabby Blossom - 2019 (2nd)
Kaitlyn Hord - 2018 (2nd), 2019 (1st)
Jonni Parker - 2018 (1st), 2019 (1st)

ROSE PASSES 1,300 WIN MILESTONE

- Head coach Russ Rose is in his 42nd season at the helm of the Nittany Lions. He has a 1,301-214 record, seven NCAA National Championships, and 17 Big Ten Titles to his name.
- He is the winningest active NCAA Division I coach by wins (1,301), and percentage (.859), and is the only coach to take a team to all 39 NCAA Tournaments.
- Rose's 1,300th career win came over Illinois in the season opener.

LEADER IN NCAA TOURNAMENT WINS

Russ Rose leads all head coaches with 104 wins in the NCAA Division I Tournament. He reached the century mark with a 3-0 win over Syracuse in the 2018 NCAA Second Round. Four more wins since then, the most recent coming over Cincinnati in the 2019 NCAA Regional Semifinal.

CAPTAINS

• Juniors **Jonni Parker** and **Gabby Blossom** were named team captains for the 2020-21 season.

2021 NCAA TOURNAMENT FORMAT

• The NCAA Tournament will look a lot different this season. The bracket will feature 48 teams with all matches taking place in one location. The tournament will be held from April 13-24 in Omaha, Nebraska.

AMONG NCAA BEST IN ALL-AMERICANS

- Penn State ranks third in the nation all-time in first- and second-team All-Americans.
- Thirty-seven Penn State volleyball players have combined for 78 All-America honors.

SEVEN NATIONAL TITLES

Penn State has won seven national titles, all coming during Russ Rose's 40 seasons as head coach. The seven titles are the second most in the nation, trailing Stanford's eight by just one championship.

PENN'S STATE'S NATIONAL TITLES

| | |
|------|----------------------------|
| 1999 | Penn State 3, Stanford 0 |
| 2007 | Penn State 3, Stanford 2 |
| 2008 | Penn State 3, Stanford 0 |
| 2009 | Penn State 3, Texas 2 |
| 2010 | Penn State 3, California 0 |
| 2013 | Penn State 3, Wisconsin 1 |
| 2014 | Penn State 3, BYU 0 |

NCAA LEADERS IN NATIONAL TITLES

| | |
|---|------------------|
| 9 | Stanford |
| 7 | Penn State |
| 5 | Nebraska |
| 4 | UCLA |
| 3 | Hawaii |
| 3 | Long Beach State |
| 2 | Texas |
| 2 | Pacific |
| 1 | Washington |

LIONS PICKED FOURTH

Penn State was picked to finish fourth in the Big Ten this season in a vote by the league's 14 head coaches. The Nittany Lions finished tied for second in the Big Ten last season after being picked fourth.

2020-21 BIG TEN PRESEASON POLL

| Rank | Team |
|------|-------------------|
| 1. | Wisconsin |
| 2. | Minnesota |
| 3. | Nebraska |
| 4. | Penn State |
| 5. | Purdue |
| 6. | Michigan |
| 7. | Ohio State |
| 8. | Illinois |
| 9. | Michigan State |
| 10. | Northwestern |
| 11. | Indiana |
| 12. | Maryland |
| 13. | Iowa |
| 14. | Rutgers |

HIGHLIGHT REEL

vs. Illinois (Feb. 5-6)

- [Maddy Bilinovic Kick Save](#)
- [Keatan Broughton Off-Balance Set](#)
- [Serena Gray Solo Block](#)

at Minnesota (Feb. 13-14)

- [Kaitlyn Hord Kill Before 10 Ft. Line](#)
- [Macall Peed Diving Dig](#)
- [Anastasiya Kudryashova Hustle/Block](#)
- [Gabby Blossom-Serena Gray Chemistry](#)

2020-21 PENN STATE WOMEN'S VOLLEYBALL

ROSTER BREAKDOWN

BY CLASS

Graduate Student (1): Flowers

Juniors (7): Blossom, Broughton, Gray, Hampton, Hord, Parker, Walls

RS Sophomore (1): Kudryashova

Sophomores (4): Clark, Oerther, Peed, Russell

Freshmen (5): Bilinovic, Fitzpatrick, Holland, McCool, Van Den Elzen

BY POSITION

Setters (3): Blossom, Oerther, Walls

Libero/DS (6): Bilinovic, Broughton, Hampton, McCool, Peed, Russell

Middles (3): Gray, Holland, Hord

Outsides (4): Clark, Fitzpatrick, Kudryashova, Van Den Elzen

Opposites (2): Flowers, Parker

BY STATE/COUNTRY

California (2): Gray, Peed

Florida (3): Hampton, Fitzpatrick, Oerther

Georgia (1): McCool

Illinois (1): Russell

Kentucky (1): Hord

Minnesota (1): Clark

Missouri (2): Blossom, Flowers

Ohio (3): Bilinovic, Holland, Parker

Pennsylvania (1): Van Den Elzen

Russia (1): Kudryashova

Texas (1): Walls

West Virginia (1): Broughton

PRONUNCIATIONS

Maddy Bilinovic - Bill-in-oh-vick

Keatan Broughton - Braw-tuhn

Anastasiya Kudryashova

- Ahn-ah-stah-see-yah

Koo-dreea-show-vah

Jonni Parker - Johnny

Macall Peed - Mah-call

RETURNING STARTERS (2019 STATS)

| No. | Pos. | Name | Yr. | SP | K/S | Pct. | A/S | SA/S | D/S | B/S | PTS |
|-----|------|---------------|-----|-----|------|-------|-------|------|------|------|------|
| 9 | RS/S | Jonni Parker | Jr. | 117 | 3.53 | .264 | 0.11 | .036 | 1.67 | 0.62 | 4.21 |
| 13 | S | Gabby Blossom | Jr. | 117 | 0.46 | .293 | 11.38 | 0.21 | 2.33 | 0.32 | 0.85 |
| 15 | DS/L | Jenna Hampton | Jr. | 114 | 0.01 | -.143 | 0.22 | 0.00 | 1.61 | 0.00 | 0.01 |
| 16 | MB | Serena Gray | Jr. | 117 | 2.71 | .382 | 0.03 | 0.29 | 0.51 | 0.79 | 3.47 |
| 23 | MB | Kaitlyn Hord | Jr. | 117 | 2.65 | .440 | 0.04 | 0.00 | 0.15 | 1.27 | 3.38 |

NEWCOMERS

| No. | Name | Yr. | Pos. | Ht. | Hometown/High School/Last College |
|-----|------------------------|-------|------|------|----------------------------------------|
| 0 | Annie Cate Fitzpatrick | Fr. | OH | 5-11 | Ocala, Fla./Trinity Catholic |
| 2 | Maddy Bilinovic | Fr. | DS | 5-7 | Independence, Ohio/Independence |
| 3 | Keatan Broughton | Jr. | DS | 5-5 | Charleston, W.Va./George Washington |
| 7 | Macy Van Den Elzen | Fr. | OH | 6-3 | Macungie, Pa./Emmaus |
| 8 | Hannah Flowers | Gr. | RS | 6-3 | Wildwood, Mo./Lafayette |
| 12 | Sam McCool | Fr. | DS | 5-9 | Atlanta, Ga./Woodward Academy |
| 18 | Anastasiya Kudryashova | R-So. | OH | 6-4 | Novosibirsk, Russia/Gimnazium No. 1798 |
| 20 | Allie Holland | Fr. | MB | 6-3 | Hilliard, Ohio/Hilliard Bradley |

2020-21 NUMERICAL ROSTER

| No. | Name | Yr. | Pos. | Ht. | Hometown/High School/Last College |
|-----|------------------------|-------|------|------|------------------------------------------------|
| 1 | Lauren Clark | OH | So. | 6-0 | Champlin, Minn./Champlin Park |
| 2 | Maddy Bilinovic | DS | Fr. | 5-7 | Independence, Ohio/Independence |
| 3 | Keatan Broughton | DS | Jr. | 5-5 | Charleston, W.Va./George Washington/WVU |
| 6 | Sophie Walls | S | So. | 5-11 | The Woodlands, Texas/The Woodlands/Miami |
| 7 | Macy Van Den Elzen | OH/MH | Fr. | 6-3 | Macungie, Pa./Emmaus |
| 8 | Hannah Flowers | RS | Gr. | 6-3 | Wildwood, Mo./Lafayette/Memphis |
| 9 | Jonni Parker | RS/S | Jr. | 6-0 | Casstown, Ohio / Miami East |
| 11 | Annie Cate Fitzpatrick | OH | Fr. | 5-11 | Ocala, Fla./Trinity Catholic |
| 12 | Sam McCool | DS | Fr. | 5-9 | Atlanta, Ga./Woodward Academy |
| 13 | Gabby Blossom | S | Jr. | 5-9 | St. Louis, Mo. / St. Joseph's Academy |
| 15 | Jenna Hampton | DS | Jr. | 5-7 | Tampa, Fla. / Berkeley Prep |
| 16 | Serena Gray | MB | Jr. | 6-2 | Temple City, Calif. / Temple City |
| 17 | Molly Russell | DS | So. | 5-10 | Naperville, Ill./Naperville North |
| 18 | Anastasiya Kudryashova | OH/RS | So. | 6-4 | Novosibirsk, Russia/Gimnazium No. 1798/Rutgers |
| 19 | Emily Oerther | S | So. | 5-10 | Windermere, Fla./The First Academy |
| 20 | Allie Holland | MB | Fr. | 6-3 | Hilliard, Ohio/Hilliard Bradley |
| 21 | Macall Peed | DS | So. | 5-7 | San Diego, Calif./Torrey Pines |
| 23 | Kaitlyn Hord | MB | Jr. | 6-4 | Lexington, Ky. / Henry Clay |

CAREER AWARDS

Gabby Blossom

One-time All-American (third team in 2019...one-time All-Northeast Region...one-time All-Big Ten (second team in 2019)...three-time Big Ten Setter of the Week

Serena Gray

Two-time All-American (honorable mention in 2018 and 2019)...Two-time All-Northeast Region honorable mention

Kaitlyn Hord

Two-time All-American (first team in 2019 and honorable mention in 2018)...Two-time All-Northeast Region...Two-time All-Big Ten (first team in 2019 and second team in 2018)...One-time Big Ten Player of the Week...One-time Big Ten Freshman of the Week.

Jonni Parker

Two-time All-American (third in 2018, honorable mention in 2019)...Two-time All-Northeast Region...Two-time All-Big Ten (first team in 2018 and 2019)...2018 Northeast Region and Big Ten Freshman of the Year...Three-time Big Ten Freshman of the Week

2020-21 PENN STATE WOMEN'S VOLLEYBALL

2020-21 INDIVIDUAL MATCH-BY-MATCH LEADERS

| Date | Opp. | Kills | Attacks | Aces | Assists | Digs | Blocks |
|-----------------------------|---------------|-------------------------------------------|---------------------------------|--------------------------------------------------------------------------------------|----------------------------|----------------------------------------------------------------------------|------------------------------------|
| Feb. 5 | Illinois | Fitzpatrick - 13 | Parker - 33 | Gray - 2 Oerther - 2 | Oerther - 36 | Bilinovic - 16 | Parker - 5 |
| Feb. 6 | Illinois | Fitzpatrick - 17 | Fitzpatrick - 34 Parker - 34 | Gray - 4 | Oerther - 46 | Fitzpatrick - 17 | Hord - 9 |
| Feb. 13 | at Minnesota | Parker - 18 | Parker - 53 | Parker - 2 Clark - 2 | Blossom - 47 | Blossom - 17 Hampton - 17 | Hord - 7 |
| Feb. 14 | at Minnesota | Parker - 21 | Parker - 55 | Gray - 2 | Blossom - 50 | Hampton - 18 Peed - 18 | Hord - 10 |
| Feb. 17 | at Ohio State | Gray - 13 | Parker - 43 | Fitzpatrick - 4 | Blossom - 46 | Hampton - 25 | Hord - 8 |
| Feb. 19 | Indiana | Parker - 18 | Parker - 37 | Parker - 3 | Blossom - 44 | Hampton - 11 | Hord - 4 Gray - 4 |
| Feb. 20 | Indiana | Parker - 17 | Parker - 35 | Parker - 2 Blossom - 2 | Blossom - 32 | Blossom - 9 Hampton - 9 Fitzpatrick - 9 | Gray - 4 |
| TOTALS (INCLD. TIES) | | Parker - 4 Fitzpatrick - 2 Gray - 1 | Parker - 7 Fitzpatrick - 1 | Gray - 3 Parker - 3 Oerther - 1 Clark - 1 Fitzpatrick - 1 Blossom - 1 | Blossom - 5 Oerther - 2 | Hampton - 5 Fitzpatrick - 2 Blossom - 2 Bilinovic - 1 Peed - 1 | Hord - 5 Gray - 2 Parker - 1 |

2020-21 PENN STATE WOMEN'S VOLLEYBALL

2020-21 SCHEDULE AND RESULTS

| DATE | OPPONENT | W/L | SCORE | SET SCORES | RECORD | BIG |
|-------------|-----------------|------------|--------------|-----------------------------------|---------------|------------|
| Feb. 5 | Illinois | W | 3-1 | 25-20, 17-25, 25-20, 25-20 | 1-0 | 1-0 |
| Feb. 6 | Illinois | W | 3-2 | 25-16, 27-29, 26-28, 25-15, 15-8 | 2-0 | 2-0 |
| Feb. 13 | at #5 Minnesota | L | 3-1 | 29-27, 25-23, 23-25, 25-18 | 2-1 | 2-1 |
| Feb. 14 | at #5 Minnesota | L | 3-1 | 25-19, 16-25, 17-25, 25-15, 15-10 | 2-2 | 2-2 |
| Feb. 17 | at Ohio State | L | 3-2 | 17-25, 13-25, 25-23, 25-22, 15-8 | 2-3 | 2-3 |
| Feb. 19 | Indiana | W | 3-1 | 25-13, 25-27, 25-10, 25-18 | 3-3 | 3-3 |
| Feb. 20 | Indiana | W | 3-0 | 25-15, 25-21, 25-22 | 4-3 | 4-3 |

2020-21 PENN STATE WOMEN'S VOLLEYBALL

2020-21 TEAM MATCH-BY-MATCH STAT COMPARISON *Penn State/Opponent

| Opponent | SP | Kills | Errors | TA | Hit Pct. | Assists | SA | SE | RE | Digs | BS/BA | BE | Total |
|---------------|-----------|----------------|----------------|------------------|------------------|----------------|--------------|--------------|--------------|----------------|--------------------|--------------|--------------|
| Illinois | 4 | 52/49 | 14/19 | 124/112 | .306/.268 | 48/47 | 5/5 | 15/11 | 5/5 | 42/48 | 2-12/0-14 | 0/5 | 8/7 |
| Illinois | 5 | 63/55 | 21/31 | 148/167 | .284/.144 | 56/54 | 9/9 | 10/14 | 9/9 | 67/57 | 3-20/3-16 | 1/3 | 13/11 |
| at Minnesota | 4 | 54/67 | 26/24 | 161/172 | .174/.250 | 53/61 | 5/4 | 5/8 | 4/5 | 69/72 | 2-10/2-18 | 0/1 | 7/11 |
| at Minnesota | 5 | 61/56 | 21/29 | 175/181 | .229/.149 | 59/54 | 3/10 | 9/1 | 10/3 | 82/82 | 2-24/1-12 | 0/0 | 14/7 |
| at Ohio State | 5 | 53/59 | 26/29 | 164/156 | .165/.192 | 51/55 | 10/4 | 6/9 | 4/10 | 61/73 | 1-22/2-26 | 0/2 | 12/15 |
| Indiana | 4 | 57/40 | 15/30 | 121/135 | .347/.074 | 54/39 | 5/3 | 10/5 | 3/5 | 51/45 | 4-12/1-2 | 2/1 | 10/2 |
| Indiana | 3 | 52/31 | 13/16 | 107/88 | .364/.170 | 44/31 | 5/1 | 12/2 | 1/5 | 37/37 | 2-10/8-3 | 0/3 | 7/4 |
| Total | 30 | 392/357 | 136/178 | 1000/1011 | .256/.177 | 365/341 | 42/36 | 67/50 | 50/67 | 409/414 | 16-110/9-96 | 10/16 | 71/57 |

2020-21 PENN STATE WOMEN'S VOLLEYBALL

2020-21 PENN STATE SUPERLATIVES

| THREE SETS | INDIVIDUAL | TEAM |
|--------------------|------------------------------------------------------------|-------------------------|
| Kills: | 17 - Jonni Parker vs. Indiana (2/20) | 52, vs. Indiana (2/20) |
| Attacks: | 35 - Jonni Parker vs. Indiana (2/20) | 107, vs. Indiana (2/20) |
| Attack Percentage: | .444 - Anastasiya Kudryashova (14-2-27) vs. Indiana (2/20) | .364 vs. Indiana (2/20) |
| Assists: | 32 - Gabby Blossom vs. Indiana (2/20) | 44, vs. Indiana (2/20) |
| Aces: | 2 - Blossom, Parker vs. Indiana (2/20) | 5, vs. Indiana (2/20) |
| Digs: | 2 - Blossom, Hampton, Fitzpatrick vs. Indiana (2/20) | 37, vs. Indiana (2/20) |
| Solo Blocks: | 1 - Gray, Holland vs. Indiana (2/20) | 2, vs. Indiana (2/20) |
| Block Assists: | 3 - Gray, Parker vs. Indiana (2/20) | 7, vs. Indiana (2/20) |
| Total Blocks: | 4 - Serena Gray vs. Indiana (2/20) | 10 vs. Indiana (2/20) |

| FOUR SETS | INDIVIDUAL | TEAM |
|---------------------|--------------------------------------------------|---------------------------------|
| Kills: | 18 - Jonni Parker, 2x, last vs. Indiana (2/19) | 57, vs. Indiana (2/19) |
| Attacks: | 53 - Jonni Parker at Minnesota (2/13) | 161, at Minnesota (2/13) |
| *Attack Percentage: | .571 - Kaitlyn Hord (8-0-14), vs. Indiana (2/19) | .347, vs. Indiana (2/19) |
| Assists: | 47 - Gabby Blossom at Minnesota (2/13) | 54, vs. Indiana (2/19) |
| Aces: | 3 - Jonni Parker vs. Indiana (2/19) | 5, 3x, last vs. Indiana (2/19) |
| Digs: | 17 - Blossom, Hampton at Minnesota (2/13) | 69, at Minnesota (2/13) |
| Solo Blocks: | 2 - 3x, last, Serena Gray vs. Indiana (2/19) | 4, vs. Indiana (2/19) |
| Block Assists: | 5 - 2x, last, Kaitlyn Hord at Minnesota (2/13) | 12, 2x, last vs. Indiana (2/19) |
| Total Blocks: | 7 - Kaitlyn Hord at Minnesota (2/13) | 8, vs. Illinois (2/5) |

| FIVE SETS | INDIVIDUAL | TEAM |
|--------------------|----------------------------------------------------------|--------------------------|
| Kills: | 21 - Jonni Parker at Minnesota (2/14) | 63, vs. Illinois (2/6) |
| Attacks: | 55 - Jonni Parker at Minnesota (2/14) | 175, at Minnesota (2/14) |
| Attack Percentage: | .556 - Kaitlyn Hord (11-1-18) vs. Illinois (2/6) | .284, vs. Illinois (2/6) |
| Assists: | 50 - Gabby Blossom at Minnesota (2/14) | 59 at Minnesota (2/14) |
| Aces: | 4 - 2x, last Annie Cate Fitzpatrick at Ohio State (2/17) | 10, at Ohio State (2/17) |
| Digs: | 25 - Jenna Hampton at Ohio State (2/17) | 82, at Minnesota (2/14) |
| Solo Blocks: | 2 - Serena Gray vs. Illinois (2/6) | 3, vs. Illinois (2/6) |
| Block Assists: | 9 - Kaitlyn Hord at Minnesota (2/14) | 24, at Minnesota (2/14) |
| Total Blocks: | 10 - Kaitlyn Hord at Minnesota (2/14) | 14, at Minnesota (2/14) |

2020-21 OPPONENT SUPERLATIVES

| THREE SETS | INDIVIDUAL | TEAM |
|--------------------|-----------------------------------------------------|--------------------------|
| Kills: | 11 - Breana Edwards, Tommi Stockham, Indiana (2/20) | 31, vs. Indiana (2/20) |
| Attacks: | 23 - Tommi Stockham, Indiana (2/20) | 88, vs. Indiana (2/20) |
| Attack Percentage: | .391 - Tommi Stockham (11-2-23), Indiana (2/20) | .170, vs. Indiana (2/20) |
| Assists: | 17 - Emily Fitzner, Indiana (2/20) | 31, vs. Indiana (2/20) |
| Aces: | 1 - Emily Fitzner, Indiana (2/20) | 1, vs. Indiana (2/20) |
| Digs: | 12 - Haley Armstrong, Indiana (2/20) | 37, vs. Indiana (2/20) |
| Solo Blocks: | N/A | N/A |
| Block Assists: | 3 - Savannah Kjolhede, Indiana (2/20) | 8, vs. Indiana (2/20) |
| Total Blocks: | 3 - Savannah Kjolhede, Indiana (2/20) | 8, vs. Indiana (2/20) |

| FOUR SETS | INDIVIDUAL | TEAM |
|---------------------|-------------------------------------------|--------------------------|
| Kills: | 23 - Stephanie Samedy, Minnesota (2/13) | 67, at Minnesota (2/13) |
| Attacks: | 60 - Stephanie Samedy, Minnesota (2/13) | 172, at Minnesota (2/13) |
| *Attack Percentage: | .421 - Regan Pittman, Minnesota (2/13) | .268, Illinois (2/5) |
| Assists: | 49 - Melani Shaffmaster, Minnesota (2/13) | 61, Minnesota (2/13) |
| Aces: | 3 - Raina Terry, Illinois (2/5) | 5, Illinois (2/5) |
| Digs: | 19 - CC McGraw, Minnesota (2/13) | 72, Minnesota (2/13) |
| Solo Blocks: | 2 - Regan Pittman, Minnesota (2/13) | 2, Minnesota (2/13) |
| Block Assists: | 5 - Regan Pittman, Minnesota (2/13) | 18, Minnesota (2/13) |
| Total Blocks: | 7 - Regan Pittman, Minnesota (2/13) | 11, Minnesota (2/13) |

| FIVE SETS | INDIVIDUAL | TEAM |
|---------------------|-------------------------------------------------|-------------------------|
| Kills: | 22 - Taylor Landfair, Minnesota (2/14) | 59, Ohio State (2/17) |
| Attacks: | 62 - Stephanie Samedy, Minnesota (2/14) | 181, Minnesota (2/14) |
| *Attack Percentage: | .471 - Kennedy Collins (9-1-17), Illinois (2/6) | .192, Ohio State (2/17) |
| Assists: | 43 - Melani Shaffmaster, at Minnesota (2/14) | 55, Ohio State (2/17) |
| Aces: | 5 - Rachel Kilkelly, Minnesota (2/14) | 10, Minnesota (2/14) |
| Digs: | 19 - CC McGraw, Minnesota (2/14) | 82, Minnesota (2/14) |
| Solo Blocks: | 2 - Rylee Hinton, Illinois (2/6) | 3, Illinois (2/6) |
| Block Assists: | 8 - Lauren Witte, Ohio State (2/17) | 26, Ohio State (2/17) |
| Total Blocks: | 9 - Lauren Witte, Ohio State (2/17) | 15, Ohio State (2/17) |

* Minimum 10 attacks

2020-21 PENN STATE WOMEN'S VOLLEYBALL

2020-21 NCAA STATISTICAL RANKINGS

Penn St. - 2020-21 Women's Volleyball Ranking Summary thru games 02/28/2021

| Statistic | National Rank | Conference Rank | Value | National Leader | Value | Conference Leader | Value |
|-------------------------------------|---------------|-----------------|-------|-----------------|-------|-------------------|-------|
| Aces Per Set (290 ranked) | 126 | 7 | 1.40 | Alcorn | 4.00 | Illinois | 1.97 |
| Assists Per Set (289 ranked) | 72 | 6 | 12.17 | William & Mary | 16.00 | Michigan | 13.27 |
| Blocks Per Set (290 ranked) | 61 | 7 | 2.37 | Fordham | 5.00 | Maryland | 2.72 |
| Digs Per Set (290 ranked) | 210 | 5 | 13.63 | Bradley | 22.19 | Minnesota | 17.16 |
| Hitting Percentage (290 ranked) | 42 | 5 | 0.256 | Western Ky. | 0.370 | Wisconsin | 0.352 |
| Kills Per Set (290 ranked) | 83 | 6 | 13.07 | William & Mary | 16.38 | Nebraska | 14.63 |
| Match W-L Pctg. (265 ranked) | 115 | 6 | 0.571 | 24 teams tied | 1.000 | Ohio St. | 1.000 |
| | | | | | | Wisconsin | 1.000 |
| Opp Hitting Percentage (290 ranked) | 99 | 4 | 0.177 | High Point | 0.066 | Wisconsin | 0.122 |
| Team Assists (290 ranked) | 149 | 9 | 365 | Texas St. | 1,352 | Ohio St. | 577 |
| Team Attacks Per Set (290 ranked) | 222 | 7 | 33.33 | La Salle | 44.50 | Michigan | 38.41 |
| Team Digs (290 ranked) | 178 | 12 | 409 | Texas St. | 1,697 | Ohio St. | 663 |
| Team Kills (290 ranked) | 158 | 11 | 392 | Texas St. | 1,452 | Ohio St. | 641 |
| Team Service Aces (290 ranked) | 151 | 12 | 42 | SFA | 143 | Illinois | 65 |
| Team Total Attacks (290 ranked) | 170 | 10 | 1,000 | Texas St. | 3,714 | Ohio St. | 1,588 |
| Team Total Blocks (290 ranked) | 118 | 9 | 71.0 | Texas St. | 225.5 | Ohio St. | 117.0 |

| Statistic | Player | National Rank | Conference Rank | Value | National Leader | Value | Conference Leader | Value |
|---------------------------------|---------------|---------------|-----------------|-------|-------------------------------------|-------|-----------------------------|-------|
| Aces Per Set (144 ranked) | | | | | Mikenzie Young-Mullins, Alcorn | 1.00 | Taylor Kuper, Illinois | 0.64 |
| Assists Per Set (150 ranked) | Gabby Blossom | 47 | 3 | 10.43 | Kate Van Houten, William & Mary | 13.38 | Nicklin Hames, Nebraska | 11.26 |
| Attacks Per Set (150 ranked) | | | | | Elena Djokovic, Stetson | 13.17 | Caitlyn Newton, Purdue | 12.81 |
| Blocks Per Set (297 ranked) | Kaitlyn Hord | 24 | 2 | 1.43 | Isabel Fichtel, Fordham | 3.00 | Dana Rettke, Wisconsin | 1.66 |
| Digs Per Set (150 ranked) | | | | | Becca Fernandez, Murray St. | 7.00 | Taylor Kuper, Illinois | 4.39 |
| Hitting Percentage (150 ranked) | Kaitlyn Hord | 43 | 6 | 0.388 | Clare Honan, Holy Cross | 0.625 | Lauren Stivrins, Nebraska | 0.475 |
| Kills Per Set (150 ranked) | Jonni Parker | 140 | 10 | 3.53 | Kate Dedrick, William & Mary | 5.38 | Stephanie Samedy, Minnesota | 4.53 |
| Kills SG Highs (0 ranked) | | | | | | | | |
| Points (150 ranked) | | | | | Janell Fitzgerald, Texas St. | 425.0 | Caitlyn Newton, Purdue | 206.0 |
| Points Per Set (148 ranked) | Jonni Parker | 107 | 7 | 4.22 | Lauren Deaton, Samford | 6.12 | Stephanie Samedy, Minnesota | 5.00 |
| Service Aces (147 ranked) | | | | | Brigitta Petrenko, Coastal Carolina | 31 | Taylor Kuper, Illinois | 21 |
| Total Assists (150 ranked) | | | | | Emily DeWalt, Texas St. | 1,137 | Mac Podraza, Ohio St. | 477 |
| Total Attacks (149 ranked) | | | | | Hali Wisnoskie, Louisiana | 1,011 | Caitlyn Newton, Purdue | 538 |
| Total Blocks (190 ranked) | Kaitlyn Hord | 94 | 9 | 43 | Tyeranee Scott, Texas St. | 88 | Rainelle Jones, Maryland | 58 |
| Total Digs (298 ranked) | | | | | Alli Wells, UT Arlington | 526 | Kylie Murr, Ohio St. | 185 |
| Total Kills (149 ranked) | | | | | Janell Fitzgerald, Texas St. | 374 | Caitlyn Newton, Purdue | 176 |
| Triple Doubles (4 ranked) | | | | | Taylor Wolf, Marquette | 5 | Courtney Buzzerio, Iowa | 1 |

2020-21 PENN STATE WOMEN'S VOLLEYBALL



ANNIE CATE FITZPATRICK

5-11 • Freshman • Outside Hitter • College of Health and Human Development

Ocala, Fla. | Trinity Catholic



ANNIE CATE FITZPATRICK'S 2020-21 SEASON STATS

| Date | Opponent | SP | Attack | | | | Set | | | Serve | | | | Recept | | | Blocking | | | | | Team | | | |
|---------------|--------------|----|-----------|-----------|-----------|------------|-------------|----------|-----------|-------------|----------|-----------|-----------|-------------|-----------|------------|-------------|-----------|----------|----------|----------|------------|----------|-------------|-------|
| | | | K | E | TA | PCT | A | TA | PCT | SA | SE | TA | PCT | RE | TA | PCT | DIG | BS | BA | BE | TOTAL | BHE | POINTS | HIT% | SCORE |
| 02/05/2021 | Illinois | *4 | 13 | 5 | 26 | .308 | 1 | 5 | .200 | 0 | 3 | 4 | .250 | 1 | 13 | .923 | 9 | 0 | 0 | 0 | 0.0 | 0 | 13.0 | .306 | 3-1 |
| 02/06/2021 | Illinois | *5 | 17 | 4 | 34 | .382 | 1 | 3 | .333 | 0 | 1 | 21 | .952 | 2 | 21 | .905 | 17 | 0 | 0 | 0 | 0.0 | 0 | 17.0 | .284 | 3-2 |
| 02/13/2021 | at Minnesota | *4 | 8 | 4 | 29 | .138 | 0 | 5 | .000 | 1 | 1 | 11 | .909 | 1 | 18 | .944 | 9 | 0 | 1 | 0 | 1.0 | 0 | 9.5 | .174 | 1-3 |
| 02/14/2021 | at Minnesota | *5 | 8 | 7 | 37 | .027 | 1 | 3 | .333 | 0 | 4 | 6 | .333 | 2 | 27 | .926 | 11 | 0 | 1 | 0 | 1.0 | 0 | 8.5 | .229 | 2-3 |
| 02/17/2021 | at Ohio St. | *5 | 8 | 7 | 35 | .029 | 1 | 4 | .250 | 4 | 2 | 18 | .889 | 2 | 15 | .867 | 4 | 0 | 0 | 0 | 0.0 | 0 | 12.0 | .165 | 2-3 |
| 02/19/2021 | Indiana | *4 | 5 | 3 | 14 | .143 | 0 | 1 | .000 | 0 | 0 | 11 | 1.000 | 2 | 19 | .895 | 8 | 1 | 1 | 0 | 2.0 | 0 | 6.5 | .347 | 3-1 |
| 02/20/2021 | Indiana | *3 | 10 | 2 | 19 | .421 | 2 | 2 | 1.000 | 0 | 2 | 9 | .778 | 1 | 14 | .929 | 9 | 0 | 1 | 0 | 1.0 | 0 | 10.5 | .364 | 3-0 |
| Totals | | | 30 | 69 | 32 | 194 | .191 | 6 | 23 | .261 | 5 | 13 | 80 | .838 | 11 | 127 | .913 | 67 | 1 | 4 | 0 | 5.0 | 0 | 77.0 | |

Player Averages

| Sets Played | Kills per set | Assists per set | Service aces per set | Digs per set | Blocks per set | Points per set |
|-------------|---------------|-----------------|----------------------|--------------|----------------|----------------|
| 30 | 2.30 | 0.20 | 0.17 | 2.23 | 0.17 | 2.57 |

FITZPATRICK'S CAREER STATS

| SEASON | SP-MP | K | K/S | E | TA | PCT | A | A/S | SA | SA/S | DIG | D/S | BS | BA | TB | B/S |
|--------------|-------------|-----------|-------------|-----------|------------|-------------|----------|-------------|----------|-------------|-----------|-------------|----------|----------|----------|-------------|
| 2020-21 | 30-7 | 69 | 2.30 | 32 | 194 | .191 | 6 | 0.20 | 5 | 0.17 | 67 | 2.23 | 1 | 4 | 5 | 0.17 |
| TOTAL | 30-7 | 69 | 2.30 | 32 | 194 | .191 | 6 | 0.20 | 5 | 0.17 | 67 | 2.23 | 1 | 4 | 5 | 0.17 |

CAREER HIGHS


Kills: 17, vs. Illinois (2/6/21)
Attacks: 37, at Minnesota (2/14/21)
Assists: 2, vs. Indiana (2/20/21)
Aces: 4, at Ohio State (2/17/21)
Digs: 17, vs. Illinois (2/6/21)
Blocks: 2, vs. Indiana (2/19/21)

2020-21 PENN STATE WOMEN'S VOLLEYBALL



LAUREN CLARK

6-0 • Sophomore • Outside Hitter • Biobehavioral Health
Champlin, Minn. | Champlin Park



LAUREN CLARK'S 2020-21 SEASON STATS

| Date | Opponent | SP | Attack | | | | Set | | | Serve | | | | Recept | | | Blocking | | | | Team | | | | |
|---------------|--------------|----------|----------|----------|-----------|-------------|----------|----------|-------------|----------|----------|-----------|--------------|----------|----------|--------------|----------|----------|----------|----------|------------|----------|------------|------|-------|
| | | | K | E | TA | PCT | A | TA | PCT | SA | SE | TA | PCT | RE | TA | PCT | DIG | BS | BA | BE | TOTAL | BHE | POINTS | HIT% | SCORE |
| 02/13/2021 | at Minnesota | 1 | 2 | 0 | 4 | .500 | 0 | 0 | .000 | 2 | 0 | 7 | 1.000 | 0 | 5 | 1.000 | 0 | 0 | 0 | 0 | 0.0 | 0 | 4.0 | .174 | 1-3 |
| 02/19/2021 | Indiana | 1 | 1 | 2 | 6 | -.167 | 0 | 0 | .000 | 1 | 0 | 4 | 1.000 | 0 | 0 | .000 | 2 | 0 | 0 | 0 | 0.0 | 0 | 2.0 | .347 | 3-1 |
| Totals | | 2 | 3 | 2 | 10 | .100 | 0 | 0 | .000 | 3 | 0 | 11 | 1.000 | 0 | 5 | 1.000 | 2 | 0 | 0 | 0 | 0.0 | 0 | 6.0 | | |

Player Averages

| Sets Played | Kills per set | Assists per set | Service aces per set | Digs per set | Blocks per set | Points per set |
|-------------|---------------|-----------------|----------------------|--------------|----------------|----------------|
| 2 | 1.50 | 0.00 | 1.50 | 1.00 | 0.00 | 3.00 |

CLARK'S CAREER STATS

| SEASON | SP-MP | K | K/S | E | TA | PCT | A | A/S | SA | SA/S | DIG | D/S | BS | BA | TB | B/S |
|--------------|--------------|-----------|-------------|-----------|------------|-------------|----------|-------------|----------|-------------|-----------|-------------|----------|-----------|-----------|-------------|
| 2019 | 40-21 | 44 | 1.10 | 28 | 137 | .117 | 0 | 0.00 | 3 | 0.08 | 16 | 0.40 | 2 | 12 | 14 | 0.35 |
| 2020-21 | 2-2 | 3 | 1.50 | 2 | 10 | .100 | 0 | 0.00 | 3 | 1.50 | 2 | 1.00 | 0 | 0 | 0 | 0.00 |
| TOTAL | 42-23 | 47 | 1.12 | 30 | 147 | .116 | 0 | 0.00 | 6 | .143 | 18 | 0.43 | 2 | 12 | 14 | 0.33 |

CAREER HIGHS

Kills: 6, 2x, last at Iowa (11/1/19)
Attacks: 17, 2x, last vs. Towson (12/7/19)
Aces: 3, vs. Towson (12/7/19)
Digs: 4 at Maryland (10/26/19)
Blocks: 4, vs. Towson (12/7/19)

2020-21 PENN STATE WOMEN'S VOLLEYBALL



MADDY BILINOVIC

5-7 • Freshman • Defensive Specialist • College of Business
Independence, Ohio | Independence



MADDY BILINOVIC'S 2020-21 SEASON STATS

| Date | Opponent | SP | Attack | | | | Set | | | Serve | | | | Recept | | | Blocking | | | | Team | | | | |
|---------------|--------------|-----------|----------|----------|----------|---------------|----------|-----------|-------------|----------|----------|-----------|-------------|----------|------------|-------------|-----------|----------|----------|----------|------------|----------|------------|------|-------|
| | | | K | E | TA | PCT | A | TA | PCT | SA | SE | TA | PCT | RE | TA | PCT | DIG | BS | BA | BE | TOTAL | BHE | POINTS | HIT% | SCORE |
| 02/05/2021 | Illinois | 4 | 0 | 0 | 0 | .000 | 6 | 13 | .462 | 1 | 0 | 19 | 1.000 | 1 | 20 | .950 | 16 | 0 | 0 | 0 | 0.0 | 0 | 1.0 | .306 | 3-1 |
| 02/06/2021 | Illinois | 5 | 0 | 1 | 1 | -1.000 | 1 | 10 | .100 | 2 | 1 | 22 | .955 | 4 | 31 | .871 | 16 | 0 | 0 | 0 | 0.0 | 0 | 2.0 | .284 | 3-2 |
| 02/13/2021 | at Minnesota | 4 | 0 | 0 | 0 | .000 | 1 | 3 | .333 | 0 | 0 | 5 | 1.000 | 2 | 37 | .946 | 10 | 0 | 0 | 0 | 0.0 | 0 | 0.0 | .174 | 1-3 |
| 02/14/2021 | at Minnesota | 3 | 0 | 0 | 0 | .000 | 0 | 1 | .000 | 0 | 0 | 2 | 1.000 | 0 | 0 | .000 | 1 | 0 | 0 | 0 | 0.0 | 0 | 0.0 | .229 | 2-3 |
| 02/17/2021 | at Ohio St. | 4 | 0 | 0 | 0 | .000 | 1 | 2 | .500 | 1 | 0 | 3 | 1.000 | 2 | 12 | .833 | 0 | 0 | 0 | 0 | 0.0 | 0 | 1.0 | .165 | 2-3 |
| 02/19/2021 | Indiana | 4 | 0 | 0 | 0 | .000 | 0 | 2 | .000 | 0 | 2 | 10 | .800 | 0 | 18 | 1.000 | 8 | 0 | 0 | 0 | 0.0 | 0 | 0.0 | .347 | 3-1 |
| 02/20/2021 | Indiana | 3 | 0 | 0 | 0 | .000 | 0 | 1 | .000 | 0 | 1 | 10 | .900 | 0 | 13 | 1.000 | 1 | 0 | 0 | 0 | 0.0 | 0 | 0.0 | .364 | 3-0 |
| Totals | | 27 | 0 | 1 | 1 | -1.000 | 9 | 32 | .281 | 4 | 4 | 71 | .944 | 9 | 131 | .931 | 52 | 0 | 0 | 0 | 0.0 | 0 | 4.0 | | |

Player Averages

| Sets Played | Kills per set | Assists per set | Service aces per set | Digs per set | Blocks per set | Points per set |
|-------------|---------------|-----------------|----------------------|--------------|----------------|----------------|
| 27 | 0.00 | 0.33 | 0.15 | 1.93 | 0.00 | 0.15 |

BILINOVIC'S CAREER STATS

| SEASON | SP-MP | K | K/S | E | TA | PCT | A | A/S | SA | SA/S | DIG | D/S | BS | BA | TB | B/S |
|--------------|-------------|----------|-------------|----------|----------|---------------|----------|-------------|----------|-------------|-----------|-------------|----------|----------|----------|-------------|
| 2020-21 | 27-7 | 0 | 0.00 | 1 | 1 | -1.000 | 9 | 0.33 | 4 | 0.15 | 52 | 1.93 | 0 | 0 | 0 | 0.00 |
| TOTAL | 27-7 | 0 | 0.00 | 1 | 1 | -1.000 | 9 | 0.33 | 4 | 0.15 | 52 | 1.93 | 0 | 0 | 0 | 0.00 |

CAREER HIGHS

Attacks: 1, vs. Illinois (2/6/21)
Assists: 6, vs. Illinois (2/5/21)
Aces: 2, vs. Illinois (2/6/21)
Digs: 16, 2x, last vs. Illinois (2/6/21)

2020-21 PENN STATE WOMEN'S VOLLEYBALL



KEATAN BROUGHTON

5-5 • Junior • Defensive Specialist • Integrative Arts
Charleston, W.Va. | George Washington



KEATAN BROUGHTON'S 2020-21 SEASON STATS

| Date | Opponent | SP | Attack | | | | Set | | | Serve | | | | Recept | | | Blocking | | | | Team | | | | |
|---------------|--------------|-----------|----------|----------|----------|-------------|----------|----------|-------------|----------|----------|-----------|-------------|----------|----------|-------------|----------|----------|----------|----------|------------|----------|------------|------|-------|
| | | | K | E | TA | PCT | A | TA | PCT | SA | SE | TA | PCT | RE | TA | PCT | DIG | BS | BA | BE | TOTAL | BHE | POINTS | HIT% | SCORE |
| 02/05/2021 | Illinois | 3 | 0 | 0 | 0 | .000 | 0 | 1 | .000 | 0 | 1 | 7 | .857 | 0 | 0 | .000 | 2 | 0 | 0 | 0 | 0.0 | 0 | 0.0 | .306 | 3-1 |
| 02/06/2021 | Illinois | 2 | 0 | 0 | 0 | .000 | 1 | 1 | 1.000 | 0 | 0 | 3 | 1.000 | 0 | 0 | .000 | 0 | 0 | 0 | 0 | 0.0 | 0 | 0.0 | .284 | 3-2 |
| 02/13/2021 | at Minnesota | 2 | 0 | 0 | 0 | .000 | 0 | 0 | .000 | 0 | 1 | 3 | .667 | 0 | 0 | .000 | 0 | 0 | 0 | 0 | 0.0 | 0 | 0.0 | .174 | 1-3 |
| 02/14/2021 | at Minnesota | 3 | 0 | 0 | 0 | .000 | 0 | 0 | .000 | 0 | 0 | 5 | 1.000 | 0 | 0 | .000 | 2 | 0 | 0 | 0 | 0.0 | 0 | 0.0 | .229 | 2-3 |
| 02/17/2021 | at Ohio St. | 3 | 0 | 0 | 0 | .000 | 0 | 0 | .000 | 1 | 0 | 4 | 1.000 | 0 | 0 | .000 | 0 | 0 | 0 | 0 | 0.0 | 0 | 1.0 | .165 | 2-3 |
| 02/19/2021 | Indiana | 2 | 0 | 0 | 0 | .000 | 0 | 0 | .000 | 0 | 1 | 7 | .857 | 0 | 0 | .000 | 1 | 0 | 0 | 0 | 0.0 | 0 | 0.0 | .347 | 3-1 |
| 02/20/2021 | Indiana | 3 | 0 | 0 | 0 | .000 | 0 | 0 | .000 | 0 | 1 | 4 | .750 | 0 | 0 | .000 | 0 | 0 | 0 | 0 | 0.0 | 0 | 0.0 | .364 | 3-0 |
| Totals | | 18 | 0 | 0 | 0 | .000 | 1 | 2 | .500 | 1 | 4 | 33 | .879 | 0 | 0 | .000 | 5 | 0 | 0 | 0 | 0.0 | 0 | 1.0 | | |

Player Averages

| Sets Played | Kills per set | Assists per set | Service aces per set | Digs per set | Blocks per set | Points per set |
|-------------|---------------|-----------------|----------------------|--------------|----------------|----------------|
| 18 | 0.00 | 0.06 | 0.06 | 0.28 | 0.00 | 0.06 |

BROUGHTON'S CAREER STATS

| SEASON | SP-MP | K | K/S | E | TA | PCT | A | A/S | SA | SA/S | DIG | D/S | BS | BA | TB | B/S |
|--------------|---------------|----------|-------------|----------|----------|--------------|-----------|-------------|-----------|-------------|------------|-------------|----------|----------|----------|-------------|
| 2018 | 60-22 | 1 | 0.02 | 1 | 3 | .000 | 12 | 0.20 | 5 | 0.08 | 94 | 1.57 | 0 | 0 | 0 | 0.00 |
| 2019 | 96-29 | 1 | 0.01 | 3 | 6 | -.333 | 25 | 0.26 | 6 | 0.06 | 156 | 1.63 | 0 | 0 | 0 | 0.00 |
| 2020-21 | 18-7 | 0 | 0.00 | 0 | 0 | .000 | 1 | 0.06 | 1 | 0.06 | 5 | 0.28 | 0 | 0 | 0 | 0.00 |
| TOTAL | 174-58 | 2 | 0.01 | 4 | 9 | -.222 | 28 | 0.16 | 12 | 0.07 | 255 | 1.47 | 0 | 0 | 0 | 0.00 |

CAREER HIGHS

Digs: 14 vs. Wright State (8/25/18)
Kills: 1, 2x, last vs. Utah Valley (9/14/19)
Assists: 4, vs. Wichita State (8/31/18)
Aces: .2, 2x, last vs. E. Kentucky (9/21/19)



SOPHIE WALLS

5-11 • Junior • Setter • Kinesiology
 The Woodlands, Texas | The Woodlands | Miami



SOPHIE WALLS'S 2020-21 SEASON STATS

WALLS'S CAREER STATS

| SEASON | SP-MP | K | K/S | E | TA | PCT | A | A/S | SA | SA/S | DIG | D/S | BS | BA | TB | B/S |
|--------------|------------|----------|------------|----------|----------|--------------|----------|------------|----------|------------|----------|------------|----------|----------|----------|------------|
| 2018 | 1-1 | 1 | 1.0 | 0 | 1 | 1.000 | 2 | 2.0 | 0 | 0.0 | 0 | 0.0 | 0 | 0 | 0 | 0.0 |
| 2019 | 1-1 | 0 | 0.0 | 0 | 0 | .000 | 0 | 0.0 | 1 | 1.0 | 0 | 0.0 | 0 | 0 | 0 | 0.0 |
| 2020-21 | -- | -- | -- | -- | -- | -- | -- | -- | -- | -- | -- | -- | -- | -- | -- | -- |
| TOTAL | 2-2 | 1 | 0.5 | 0 | 1 | 1.000 | 2 | 1.0 | 1 | 0.5 | 0 | 0.0 | 0 | 0 | 0 | 0.0 |

CAREER HIGHS

Aces: 1, vs. Holy Cross (8/31/19)



MACY VAN DEN ELZEN

6-3 • Freshman • Outside Hitter • College of Business
Macungie, Pa. | Emmaus



MACY VAN DEN ELZEN'S 2020-21 SEASON STATS

VAN DEN ELZEN'S CAREER STATS

| SEASON | SP-MP | K | K/S | E | TA | PCT | A | A/S | SA | SA/S | DIG | D/S | BS | BA | TB | B/S |
|--------------|-------|----|-----|----|----|-----|----|-----|----|------|-----|-----|----|----|----|-----|
| 2020-21 | -- | -- | -- | -- | -- | -- | -- | -- | -- | -- | -- | -- | -- | -- | -- | -- |
| TOTAL | -- | -- | -- | -- | -- | -- | -- | -- | -- | -- | -- | -- | -- | -- | -- | -- |

CAREER HIGHS

| |
|--|
| |
| |
| |
| |
| |

2020-21 PENN STATE WOMEN'S VOLLEYBALL



HANNAH FLOWERS

6-3 • Graduate Student • Right Side • Master's in Accounting
Wildwood, Mo./Lafayette

HANNAH FLOWERS

2019

First Team All-AAC

Preseason All-AAC

One-time AAC Offensive Player of the Week

2018

Second Team All-AAC



HANNAH FLOWERS'S 2020-21 SEASON STATS

| Date | Opponent | Attack | | | | Set | | Serve | | | | Recept | | | Blocking | | | | Team | | | | | | |
|---------------|--------------|----------|----------|----------|----------|-------------|----------|----------|-------------|----------|----------|----------|--------------|----------|----------|-------------|----------|----------|----------|----------|------------|----------|------------|------|-------|
| | | SP | K | E | TA | PCT | A | TA | PCT | SA | SE | TA | PCT | RE | TA | PCT | DIG | BS | BA | BE | TOTAL | BHE | POINTS | HIT% | SCORE |
| 02/06/2021 | Illinois | 1 | 3 | 0 | 6 | .500 | 0 | 0 | .000 | 0 | 0 | 0 | .000 | 1 | 3 | .667 | 0 | 0 | 1 | 0 | 1.0 | 0 | 3.5 | .284 | 3-2 |
| 02/14/2021 | at Minnesota | 1 | 0 | 0 | 2 | .000 | 0 | 0 | .000 | 0 | 0 | 1 | 1.000 | 1 | 2 | .500 | 0 | 0 | 0 | 0 | 0.0 | 0 | 0.0 | .229 | 2-3 |
| Totals | | 2 | 3 | 0 | 8 | .375 | 0 | 0 | .000 | 0 | 0 | 1 | 1.000 | 2 | 5 | .600 | 0 | 0 | 1 | 0 | 1.0 | 0 | 3.5 | | |

Player Averages

| Sets Played | Kills per set | Assists per set | Service aces per set | Digs per set | Blocks per set | Points per set |
|-------------|---------------|-----------------|----------------------|--------------|----------------|----------------|
| 2 | 1.50 | 0.00 | 0.00 | 0.00 | 0.50 | 1.75 |

FLOWERS'S CAREER STATS

| SEASON | SP-MP | K | K/S | E | TA | PCT | A | A/S | SA | SA/S | DIG | D/S | BS | BA | TB | B/S |
|--------------|---------------|-------------|-------------|------------|-------------|-------------|-----------|-------------|-----------|-------------|------------|-------------|----------|------------|------------|-------------|
| 2017 | 99-27 | 257 | 2.60 | 112 | 692 | .210 | 6 | 0.06 | 5 | 0.05 | 28 | 0.28 | 3 | 53 | 56 | 0.57 |
| 2018 | 114-30 | 373 | 3.27 | 130 | 922 | .264 | 18 | 0.16 | 45 | 0.39 | 184 | 1.61 | 2 | 73 | 75 | 0.66 |
| 2019 | 106-27 | 375 | 3.54 | 114 | 804 | .325 | 6 | 0.06 | 48 | 0.45 | 69 | 0.65 | 2 | 62 | 64 | 0.60 |
| 2020-21 | 2-2 | 3 | 1.50 | 0 | 8 | .375 | 0 | 0.00 | 0 | 0.00 | 0 | 0.00 | 0 | 1 | 1 | 0.50 |
| TOTAL | 321-86 | 1008 | 3.14 | 356 | 2426 | .269 | 30 | 0.09 | 98 | 0.31 | 281 | 0.88 | 7 | 189 | 196 | 0.61 |

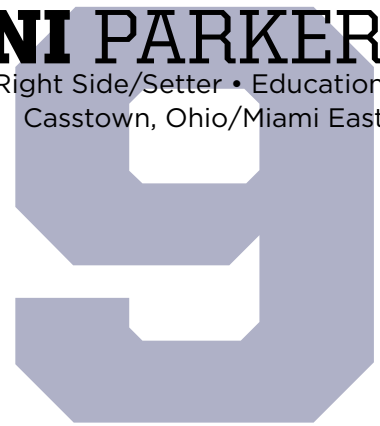
CAREER HIGHS

Kills: 22, vs. UConn (10/18/19)
Total Blocks: 6, 4x, last vs. UConn (10/18/19)
Digs: 13, vs. Houston (10/12/18)
Aces: 7, vs. UT Martin (9/7/19)

2020-21 PENN STATE WOMEN'S VOLLEYBALL



JONNI PARKER
 6-0 • Junior • Right Side/Setter • Education
 Casstown, Ohio/Miami East



**JONNI PARKER
 2019**

Honorable Mention All-America
 AVCA All-Northeast Region
 First Team All-Big Ten
 Preseason All-Big Ten
 Penn State Classic All-Tournament Team
 Cyclone Invitational All-Tournament Team

2018

Third Team All-America
 AVCA Northeast All-Region
 Big Ten Freshman of the Year
 First Team All-Big Ten
 Big Ten All-Freshman Team
 American Volleyball Classic MVP
 3x Big Ten Freshman of the Week (9/17, 10/15, 11/19)

JONNI PARKER'S 2020-21 SEASON STATS

| Date | Opponent | SP | Attack | | | | Set | | | Serve | | | | Receipt | | | Blocking | | | | Team | | | | |
|---------------|--------------|-----------|------------|-----------|------------|-------------|-----------|-----------|-------------|----------|----------|-----------|-------------|----------|----------|-------------|-----------|----------|-----------|----------|-------------|----------|--------------|------|-------|
| | | | K | E | TA | PCT | A | TA | PCT | SA | SE | TA | PCT | RE | TA | PCT | DIG | BS | BA | BE | TOTAL | BHE | POINTS | HIT% | SCORE |
| 02/05/2021 | Illinois | *4 | 10 | 1 | 33 | .273 | 2 | 4 | .500 | 0 | 2 | 8 | .750 | 1 | 4 | .750 | 4 | 0 | 5 | 0 | 5.0 | 2 | 12.5 | .306 | 3-1 |
| 02/06/2021 | Illinois | *5 | 12 | 6 | 34 | .176 | 6 | 9 | .667 | 1 | 3 | 15 | .800 | 0 | 0 | .000 | 12 | 0 | 7 | 0 | 7.0 | 0 | 16.5 | .284 | 3-2 |
| 02/13/2021 | at Minnesota | *4 | 18 | 7 | 53 | .208 | 1 | 2 | .500 | 2 | 0 | 14 | 1.000 | 0 | 1 | 1.000 | 13 | 0 | 1 | 0 | 1.0 | 0 | 20.5 | .174 | 1-3 |
| 02/14/2021 | at Minnesota | *5 | 21 | 5 | 55 | .291 | 1 | 2 | .500 | 0 | 0 | 17 | 1.000 | 0 | 0 | .000 | 16 | 0 | 3 | 0 | 3.0 | 0 | 22.5 | .229 | 2-3 |
| 02/17/2021 | at Ohio St. | *5 | 10 | 9 | 43 | .023 | 1 | 2 | .500 | 0 | 0 | 13 | 1.000 | 0 | 0 | .000 | 9 | 0 | 5 | 0 | 5.0 | 0 | 12.5 | .165 | 2-3 |
| 02/19/2021 | Indiana | *4 | 18 | 2 | 37 | .432 | 1 | 2 | .500 | 3 | 1 | 19 | .947 | 0 | 0 | .000 | 7 | 0 | 1 | 1 | 1.0 | 0 | 21.5 | .347 | 3-1 |
| 02/20/2021 | Indiana | *3 | 17 | 6 | 35 | .314 | 1 | 1 | 1.000 | 2 | 2 | 12 | .833 | 0 | 1 | 1.000 | 8 | 0 | 3 | 0 | 3.0 | 0 | 20.5 | .364 | 3-0 |
| Totals | | 30 | 106 | 36 | 290 | .241 | 13 | 22 | .591 | 8 | 8 | 98 | .918 | 1 | 6 | .833 | 69 | 0 | 25 | 1 | 25.0 | 2 | 126.5 | | |

Player Averages

| Sets Played | Kills per set | Assists per set | Service aces per set | Digs per set | Blocks per set | Points per set |
|-------------|---------------|-----------------|----------------------|--------------|----------------|----------------|
| 30 | 3.53 | 0.43 | 0.27 | 2.30 | 0.83 | 4.22 |

PARKER'S CAREER STATS

| SEASON | SP-MP | K | K/S | E | TA | PCT | A | A/S | SA | SA/S | DIG | D/S | BS | BA | TB | B/S |
|--------------|---------------|------------|-------------|------------|-------------|-------------|-----------|-------------|-----------|-------------|------------|-------------|----------|------------|------------|-------------|
| 2018 | 117-34 | 351 | 3.00 | 121 | 884 | .260 | 18 | 0.15 | 24 | 0.21 | 203 | 1.74 | 3 | 87 | 90 | 0.77 |
| 2019 | 117-33 | 413 | 3.53 | 130 | 1070 | .264 | 13 | 0.11 | 42 | 0.36 | 195 | 1.67 | 3 | 70 | 73 | 0.62 |
| 2020-21 | 30-7 | 106 | 3.53 | 36 | 290 | .241 | 13 | 0.43 | 8 | 0.27 | 69 | 2.30 | 0 | 25 | 25 | 0.83 |
| TOTAL | 264-74 | 870 | 3.30 | 287 | 2244 | .260 | 44 | 0.17 | 74 | 0.28 | 467 | 1.77 | 6 | 182 | 188 | 0.71 |

CAREER HIGHS

Kills: 29, vs. Minnesota (11/23/18)
Attacks: 68, vs. Minnesota (11/23/18)
Assists: 6, vs. Illinois (2/6/21)
Aces: 4, at Howard (9/14/18)
Digs: 16, at Minnesota (2/14/21)
Total Blocks: 7, vs. Illinois (2/6/21)

2020-21 PENN STATE WOMEN'S VOLLEYBALL



SAM MCCOOL

5-9 • Freshman • Defensive Specialist • College of Engineering
Atlanta, Ga./Woodward Academy



SAM MCCOOL'S 2020-21 SEASON STATS

MCCOOL'S CAREER STATS

| SEASON | SP-MP | K | K/S | E | TA | PCT | A | A/S | SA | SA/S | DIG | D/S | BS | BA | TB | B/S |
|---------|-------|---|-----|---|----|-----|---|-----|----|------|-----|-----|----|----|----|-----|
| 2020-21 | | | | | | | | | | | | | | | | |
| TOTAL | | | | | | | | | | | | | | | | |

CAREER HIGHS

| |
|--|
| |
|--|

2020-21 PENN STATE WOMEN'S VOLLEYBALL



GABBY BLOSSOM

5-9 • Junior • Setter • Psychology
Saint Louis, Mo./St. Joseph's Academy

GABBY BLOSSOM 2019

Third Team All-American
AVCA All-Northeast Region
Second Team All-Big Ten
Three-time Big Ten Setter of the Week



GABBY BLOSSOM'S 2020-21 SEASON STATS

| Date | Opponent | SP | Attack | | | | Set | | | Serve | | | | Recept | | | Blocking | | | | Team | | | | |
|---------------|--------------|-----------|----------|----------|-----------|-------------|------------|------------|-------------|----------|----------|-----------|-------------|----------|----------|-------------|-----------|----------|----------|----------|------------|----------|-------------|------|-------|
| | | | K | E | TA | PCT | A | TA | PCT | SA | SE | TA | PCT | RE | TA | PCT | DIG | BS | BA | BE | TOTAL | BHE | POINTS | HIT% | SCORE |
| 02/13/2021 | at Minnesota | *4 | 1 | 2 | 9 | -.111 | 47 | 127 | .370 | 0 | 1 | 19 | .947 | 0 | 0 | .000 | 17 | 0 | 1 | 0 | 1.0 | 0 | 1.5 | .174 | 1-3 |
| 02/14/2021 | at Minnesota | *5 | 2 | 0 | 2 | 1.000 | 50 | 142 | .352 | 0 | 0 | 15 | 1.000 | 0 | 0 | .000 | 13 | 0 | 3 | 0 | 3.0 | 0 | 3.5 | .229 | 2-3 |
| 02/17/2021 | at Ohio St. | *5 | 1 | 1 | 3 | .000 | 46 | 132 | .348 | 2 | 0 | 20 | 1.000 | 0 | 0 | .000 | 14 | 0 | 1 | 0 | 1.0 | 0 | 3.5 | .165 | 2-3 |
| 02/19/2021 | Indiana | *4 | 2 | 0 | 4 | .500 | 44 | 95 | .463 | 1 | 1 | 14 | .929 | 0 | 0 | .000 | 10 | 1 | 2 | 1 | 3.0 | 0 | 5.0 | .347 | 3-1 |
| 02/20/2021 | Indiana | *3 | 2 | 0 | 3 | .667 | 32 | 79 | .405 | 2 | 0 | 16 | 1.000 | 0 | 0 | .000 | 9 | 0 | 0 | 0 | 0.0 | 1 | 4.0 | .364 | 3-0 |
| Totals | | 21 | 8 | 3 | 21 | .238 | 219 | 575 | .381 | 5 | 2 | 84 | .976 | 0 | 0 | .000 | 63 | 1 | 7 | 1 | 8.0 | 1 | 17.5 | | |

Player Averages

| Sets Played | Kills per set | Assists per set | Service aces per set | Digs per set | Blocks per set | Points per set |
|-------------|---------------|-----------------|----------------------|--------------|----------------|----------------|
| 21 | 0.38 | 10.43 | 0.24 | 3.00 | 0.38 | 0.83 |

BLOSSOM'S CAREER STATS

| SEASON | SP-MP | K | K/S | E | TA | PCT | A | A/S | SA | SA/S | DIG | D/S | BS | BA | TB | B/S |
|--------------|---------------|-----------|-------------|-----------|------------|-------------|-------------|-------------|-----------|-------------|------------|-------------|----------|-----------|-----------|-------------|
| 2018 | 95-34 | 2 | 0.02 | 0 | 4 | .500 | 86 | 0.91 | 11 | 0.12 | 99 | 1.04 | 0 | 2 | 2 | 0.02 |
| 2019 | 117-33 | 54 | 0.46 | 13 | 140 | .293 | 1332 | 11.38 | 25 | 0.21 | 273 | 2.33 | 4 | 34 | 38 | 0.32 |
| 2020-21 | 21-5 | 8 | 0.38 | 3 | 21 | .238 | 219 | 10.43 | 5 | 0.24 | 63 | 3.00 | 1 | 7 | 8 | 0.38 |
| TOTAL | 233-72 | 64 | 0.27 | 16 | 165 | .291 | 1637 | 7.03 | 41 | 0.18 | 435 | 1.87 | 5 | 43 | 48 | 0.21 |

CAREER HIGHS

Kills: 5, 2x, last vs. Cincinnati (12/13/19)
Attacks: 11, vs. Wisconsin (11/29/19)
Assists: 58, vs. Illinois (10/23/19)
Digs: 17, 2x, last at Minnesota (2/13/21)
Aces: 3, vs. Wichita State (8/31/19)
Blocks: 5, at Pitt (9/22/19)

2020-21 PENN STATE WOMEN'S VOLLEYBALL



JENNA HAMPTON

5-7 • Junior • Defensive Specialist • Communication Arts and Sciences
Tampa, Fla./Berkeley Prep



JENNA HAMPTON'S 2020-21 SEASON STATS

| Date | Opponent | SP | Attack | | | | Set | | | Serve | | | | Receipt | | | Blocking | | | | Team | | | | |
|---------------|--------------|-----------|----------|----------|----------|-------------|-----------|-----------|-------------|----------|----------|-----------|-------------|----------|------------|-------------|-----------|----------|----------|----------|------------|----------|------------|------|-------|
| | | | K | E | TA | PCT | A | TA | PCT | SA | SE | TA | PCT | RE | TA | PCT | DIG | BS | BA | BE | TOTAL | BHE | POINTS | HIT% | SCORE |
| 02/13/2021 | at Minnesota | 4 | 0 | 0 | 0 | .000 | 3 | 16 | .188 | 0 | 1 | 15 | .933 | 1 | 23 | .957 | 17 | 0 | 0 | 0 | 0.0 | 0 | 0.0 | .174 | 1-3 |
| 02/14/2021 | at Minnesota | 5 | 0 | 0 | 1 | .000 | 6 | 19 | .316 | 0 | 2 | 13 | .846 | 3 | 29 | .897 | 18 | 0 | 0 | 0 | 0.0 | 0 | 0.0 | .229 | 2-3 |
| 02/17/2021 | at Ohio St. | 5 | 0 | 0 | 0 | .000 | 1 | 10 | .100 | 2 | 1 | 21 | .952 | 0 | 24 | 1.000 | 25 | 0 | 0 | 0 | 0.0 | 0 | 2.0 | .165 | 2-3 |
| 02/19/2021 | Indiana | 4 | 0 | 0 | 0 | .000 | 6 | 13 | .462 | 0 | 2 | 17 | .882 | 0 | 16 | 1.000 | 11 | 0 | 0 | 0 | 0.0 | 0 | 0.0 | .347 | 3-1 |
| 02/20/2021 | Indiana | 3 | 0 | 0 | 0 | .000 | 7 | 14 | .500 | 0 | 3 | 12 | .750 | 0 | 16 | 1.000 | 9 | 0 | 0 | 0 | 0.0 | 0 | 0.0 | .364 | 3-0 |
| Totals | | 21 | 0 | 0 | 1 | .000 | 23 | 72 | .319 | 2 | 9 | 78 | .885 | 4 | 108 | .963 | 80 | 0 | 0 | 0 | 0.0 | 0 | 2.0 | | |

Player Averages

| Sets Played | Kills per set | Assists per set | Service aces per set | Digs per set | Blocks per set | Points per set |
|-------------|---------------|-----------------|----------------------|--------------|----------------|----------------|
| 21 | 0.00 | 1.10 | 0.10 | 3.81 | 0.00 | 0.10 |

HAMPTON'S CAREER STATS

| SEASON | SP-MP | K | K/S | E | TA | PCT | A | A/S | SA | SA/S | DIG | D/S | BS | BA | TB | B/S |
|--------------|---------------|----------|-------------|----------|-----------|--------------|-----------|-------------|-----------|-------------|------------|-------------|----------|----------|----------|-------------|
| 2018 | 117-34 | 2 | 0.02 | 2 | 7 | .000 | 33 | 0.28 | 27 | 0.23 | 189 | 1.62 | 0 | 0 | 0 | 0.00 |
| 2019 | 114-32 | 1 | 0.01 | 2 | 7 | -.143 | 25 | 0.22 | 0 | 0.00 | 183 | 1.61 | 0 | 0 | 0 | 0.00 |
| 2020-21 | 21-5 | 0 | 0.00 | 0 | 1 | .000 | 23 | 1.10 | 2 | 0.10 | 80 | 3.81 | 0 | 0 | 0 | 0.00 |
| TOTAL | 252-71 | 3 | 0.01 | 4 | 15 | -.067 | 80 | 0.32 | 29 | 0.12 | 452 | 1.79 | 0 | 0 | 0 | 0.00 |

CAREER HIGHS

Kills: 1, vs. Ohio State (10/6/18)
Assists: 7, vs. Indiana (2/20/21)
Attacks: 1, 2x, last at Iowa State (9/6/19)
Aces: 4, vs. Ohio State (10/6/18)
Digs: 25, at Ohio State (2/17/21)

2020-21 PENN STATE WOMEN'S VOLLEYBALL



SERENA GRAY

6-2 • Junior • Middle Blocker • Psychology
Temple City, Calif./Temple City

SERENA GRAY 2019

Honorable Mention All-American
AVCA All-Northeast Region Honorable Mention
Penn State Classic MVP

2018

Honorable Mention All-American
AVCA All-Northeast Region Honorable Mention
Penn State Invitational All-Tournament Team
American Volleyball Classic All-Tournament Team
Big Ten Freshman of the Week (10/1)

SERENA GRAY'S 2020-21 SEASON STATS

| Date | Opponent | SP | Attack | | | | Set | | | Serve | | | | Recept | | | Blocking | | | | Team | | | | |
|---------------|--------------|-----------|-----------|-----------|------------|-------------|----------|----------|-------------|----------|-----------|-----------|-------------|----------|----------|--------------|----------|----------|-----------|----------|-------------|----------|-------------|------|-------|
| | | | K | E | TA | PCT | A | TA | PCT | SA | SE | TA | PCT | RE | TA | PCT | DIG | BS | BA | BE | TOTAL | BHE | POINTS | HIT% | SCORE |
| 02/05/2021 | Illinois | *4 | 4 | 1 | 14 | .214 | 0 | 1 | .000 | 2 | 3 | 14 | .786 | 0 | 1 | 1.000 | 1 | 2 | 2 | 0 | 4.0 | 0 | 9.0 | .306 | 3-1 |
| 02/06/2021 | Illinois | *5 | 7 | 5 | 20 | .100 | 0 | 0 | .000 | 4 | 2 | 17 | .882 | 0 | 0 | .000 | 3 | 2 | 2 | 0 | 4.0 | 0 | 14.0 | .284 | 3-2 |
| 02/13/2021 | at Minnesota | *4 | 11 | 5 | 23 | .261 | 0 | 1 | .000 | 0 | 1 | 13 | .923 | 0 | 0 | .000 | 0 | 0 | 0 | 2 | 0.0 | 0 | 11.0 | .174 | 1-3 |
| 02/14/2021 | at Minnesota | *5 | 9 | 4 | 23 | .217 | 0 | 5 | .000 | 2 | 2 | 15 | .867 | 0 | 1 | 1.000 | 1 | 1 | 3 | 0 | 4.0 | 0 | 13.5 | .229 | 2-3 |
| 02/17/2021 | at Ohio St. | *5 | 13 | 3 | 28 | .357 | 0 | 1 | .000 | 0 | 2 | 13 | .846 | 0 | 0 | .000 | 1 | 1 | 3 | 2 | 4.0 | 0 | 15.5 | .165 | 2-3 |
| 02/19/2021 | Indiana | *4 | 13 | 4 | 22 | .409 | 1 | 1 | 1.000 | 0 | 2 | 14 | .857 | 0 | 1 | 1.000 | 2 | 2 | 2 | 0 | 4.0 | 0 | 16.0 | .347 | 3-1 |
| 02/20/2021 | Indiana | *2 | 2 | 3 | 9 | -.111 | 0 | 0 | .000 | 0 | 1 | 3 | .667 | 0 | 2 | 1.000 | 0 | 1 | 3 | 0 | 4.0 | 0 | 4.5 | .364 | 3-0 |
| Totals | | 29 | 59 | 25 | 139 | .245 | 1 | 9 | .111 | 8 | 13 | 89 | .854 | 0 | 5 | 1.000 | 8 | 9 | 15 | 4 | 24.0 | 0 | 83.5 | | |

Player Averages

| Sets Played | Kills per set | Assists per set | Service aces per set | Digs per set | Blocks per set | Points per set |
|-------------|---------------|-----------------|----------------------|--------------|----------------|----------------|
| 29 | 2.03 | 0.03 | 0.28 | 0.28 | 0.83 | 2.88 |

GRAY'S CAREER STATS

| SEASON | SP-MP | K | K/S | E | TA | PCT | A | A/S | SA | SA/S | DIG | D/S | BS | BA | TB | B/S |
|--------------|---------------|------------|-------------|------------|-------------|-------------|----------|-------------|-----------|-------------|------------|-------------|-----------|------------|------------|-------------|
| 2018 | 96-31 | 177 | 1.84 | 62 | 354 | .325 | 4 | 0.04 | 13 | 0.14 | 40 | 0.42 | 9 | 110 | 119 | 1.24 |
| 2019 | 117-33 | 317 | 2.71 | 77 | 628 | .382 | 4 | 0.03 | 34 | 0.29 | 60 | 0.51 | 17 | 75 | 92 | 0.79 |
| 2020-21 | 29-7 | 59 | 2.03 | 25 | 139 | .245 | 1 | 0.03 | 8 | 0.28 | 8 | 0.28 | 9 | 15 | 24 | 0.83 |
| TOTAL | 242-81 | 553 | 2.29 | 164 | 1121 | .347 | 9 | 0.04 | 55 | 0.23 | 108 | 0.45 | 35 | 200 | 235 | 0.97 |

CAREER HIGHS

Kills: 18, vs. Wichita State (8/31/19)
Attacks: 37, vs. Illinois (10/23/19)
Hitting Percentage: .889, vs. Northwestern (8-0-9), 11/17/18
Aces: 4, vs. Illinois (2/6/21)
Assists: 1, 3x, last vs. Oregon (9/14/19)
Digs: 5, vs. Illinois (10/23/19)
Total Blocks: 7, 3x, last vs. Towson (12/7/19)

2020-21 PENN STATE WOMEN'S VOLLEYBALL



MOLLY RUSSELL

5-10 • Sophomore • Defensive Specialist • College of Business
Naperville, Ill./Naperville North

MOLLY RUSSELL'S 2020-21 SEASON STATS

| Date | Opponent | SP | Attack | | | | Set | | | Serve | | | | Recept | | | Blocking | | | | | Team | | | |
|---------------|----------|----------|----------|----------|----------|-------------|----------|----------|-------------|----------|----------|----------|--------------|----------|----------|-------------|----------|----------|----------|----------|------------|----------|------------|------|-------|
| | | | K | E | TA | PCT | A | TA | PCT | SA | SE | TA | PCT | RE | TA | PCT | DIG | BS | BA | BE | TOTAL | BHE | POINTS | HIT% | SCORE |
| 02/05/2021 | Illinois | 1 | 0 | 0 | 0 | .000 | 0 | 0 | .000 | 0 | 0 | 1 | 1.000 | 0 | 0 | .000 | 0 | 0 | 0 | 0 | 0.0 | 0 | 0.0 | .306 | 3-1 |
| Totals | | 1 | 0 | 0 | 0 | .000 | 0 | 0 | .000 | 0 | 0 | 1 | 1.000 | 0 | 0 | .000 | 0 | 0 | 0 | 0 | 0.0 | 0 | 0.0 | | |

Player Averages

| Sets Played | Kills per set | Assists per set | Service aces per set | Digs per set | Blocks per set | Points per set |
|-------------|---------------|-----------------|----------------------|--------------|----------------|----------------|
| 1 | 0.00 | 0.00 | 0.00 | 0.00 | 0.00 | 0.00 |

RUSSELL'S CAREER STATS

| SEASON | SP-MP | K | K/S | E | TA | PCT | A | A/S | SA | SA/S | DIG | D/S | BS | BA | TB | B/S |
|--------------|------------|----------|-------------|----------|----------|-------------|----------|-------------|----------|-------------|----------|-------------|----------|----------|----------|-------------|
| 2019 | 5-5 | 0 | 0.00 | 0 | 0 | .000 | 0 | 0.00 | 0 | 0.00 | 3 | 0.60 | 0 | 0 | 0 | 0.00 |
| 2020-21 | 1-1 | 0 | 0.00 | 0 | 0 | .000 | 0 | 0.00 | 0 | 0.00 | 0 | 0.00 | 0 | 0 | 0 | 0.00 |
| TOTAL | 6-6 | 0 | 0.00 | 0 | 0 | 0.00 | 0 | 0.00 | 0 | 0.00 | 3 | 0.50 | 0 | 0 | 0 | 0.00 |

CAREER HIGHS

Digs: 1, 3x, last at Illinois (11/15/19)

2020-21 PENN STATE WOMEN'S VOLLEYBALL



ANASTASIYA KUDRYASHOVA

6-4 • Redshirt Sophomore • Outside Hitter • Journalism
Novosibirsk, Russia | Gimnazium No. 1798



ANASTASIYA KUDRYASHOVA'S 2020-21 SEASON STATS

| Date | Opponent | SP | Attack | | | | Set | | | Serve | | | | Recept | | | Blocking | | | | Team | | | | |
|---------------|--------------|----|-----------|-----------|-----------|------------|-------------|----------|-----------|-------------|----------|----------|-----------|-------------|----------|-----------|-------------|-----------|----------|-----------|----------|-------------|----------|-------------|-------|
| | | | K | E | TA | PCT | A | TA | PCT | SA | SE | TA | PCT | RE | TA | PCT | DIG | BS | BA | BE | TOTAL | BHE | POINTS | HIT% | SCORE |
| 02/05/2021 | Illinois | *4 | 11 | 3 | 21 | .381 | 1 | 3 | .333 | 0 | 4 | 12 | .667 | 2 | 29 | .931 | 2 | 0 | 1 | 0 | 1.0 | 0 | 11.5 | .306 | 3-1 |
| 02/06/2021 | Illinois | *5 | 11 | 4 | 29 | .241 | 0 | 1 | .000 | 0 | 2 | 10 | .800 | 1 | 17 | .941 | 4 | 0 | 0 | 1 | 0.0 | 0 | 11.0 | .284 | 3-2 |
| 02/13/2021 | at Minnesota | *4 | 3 | 7 | 19 | -.211 | 0 | 2 | .000 | 0 | 0 | 6 | 1.000 | 0 | 8 | 1.000 | 3 | 0 | 2 | 1 | 2.0 | 0 | 4.0 | .174 | 1-3 |
| 02/14/2021 | at Minnesota | *5 | 9 | 2 | 25 | .280 | 0 | 1 | .000 | 0 | 0 | 0 | .000 | 2 | 7 | .714 | 2 | 0 | 5 | 0 | 5.0 | 0 | 11.5 | .229 | 2-3 |
| 02/17/2021 | at Ohio St. | *5 | 10 | 3 | 29 | .241 | 0 | 0 | .000 | 0 | 0 | 0 | .000 | 0 | 6 | 1.000 | 1 | 0 | 5 | 1 | 5.0 | 0 | 12.5 | .165 | 2-3 |
| 02/19/2021 | Indiana | *4 | 10 | 4 | 24 | .250 | 0 | 1 | .000 | 0 | 0 | 1 | 1.000 | 1 | 5 | .800 | 2 | 0 | 1 | 0 | 1.0 | 0 | 10.5 | .347 | 3-1 |
| 02/20/2021 | Indiana | *3 | 14 | 2 | 27 | .444 | 1 | 2 | .500 | 0 | 1 | 1 | .000 | 0 | 8 | 1.000 | 1 | 0 | 1 | 0 | 1.0 | 0 | 14.5 | .364 | 3-0 |
| Totals | | | 30 | 68 | 25 | 174 | .247 | 2 | 10 | .200 | 0 | 7 | 30 | .767 | 6 | 80 | .925 | 15 | 0 | 15 | 3 | 15.0 | 0 | 75.5 | |

Player Averages

| Sets Played | Kills per set | Assists per set | Service aces per set | Digs per set | Blocks per set | Points per set |
|-------------|---------------|-----------------|----------------------|--------------|----------------|----------------|
| 30 | 2.27 | 0.07 | 0.00 | 0.50 | 0.50 | 2.52 |

KUDRYASHOVA'S CAREER STATS

| SEASON | SP-MP | K | K/S | E | TA | PCT | A | A/S | SA | SA/S | DIG | D/S | BS | BA | TB | B/S |
|--------------|--------------|------------|-------------|------------|------------|-------------|----------|-------------|-----------|-------------|-----------|-------------|----------|-----------|-----------|-------------|
| 2018 | 36-18 | 62 | 1.72 | 40 | 203 | .108 | 4 | 0.11 | 7 | 0.19 | 28 | 0.78 | 0 | 14 | 14 | 0.39 |
| 2019 | 26-10 | 72 | 2.77 | 39 | 188 | .176 | 3 | 0.12 | 6 | 0.23 | 35 | 1.35 | 3 | 9 | 12 | 0.46 |
| 2020-21 | 30-7 | 68 | 2.27 | 25 | 174 | .247 | 2 | 0.07 | 0 | 0.00 | 15 | 0.50 | 0 | 15 | 15 | 0.50 |
| TOTAL | 92-35 | 202 | 2.20 | 104 | 565 | .173 | 9 | 0.10 | 13 | 0.14 | 78 | 0.85 | 3 | 38 | 41 | 0.45 |

CAREER HIGHS

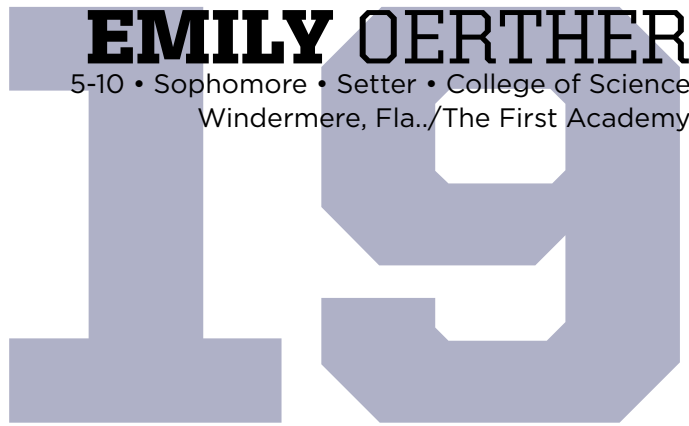
Kills: 16, 2x, last vs. Grand Canyon (8/31/19)
Assists: 1, 2x, last vs. Indiana (2/20/21)
Aces: 3, v. Indiana (10/27/18)
Digs: 7, vs. Grand Canyon (8/31/19)
Blocks: 5, 2x, last at Ohio State (2/17/21)

2020-21 PENN STATE WOMEN'S VOLLEYBALL



EMILY OERTHER

5-10 • Sophomore • Setter • College of Science
Windermere, Fla./The First Academy



EMILY OERTHER'S 2020-21 SEASON STATS

| Date | Opponent | SP | Attack | | | | Set | | | Serve | | | | Recept | | | Blocking | | | | Team | | | | |
|---------------|--------------|----|-----------|----------|----------|-------------|-----------|------------|-------------|----------|----------|-----------|-------------|----------|----------|-------------|-----------|----------|----------|----------|------------|----------|-------------|------|-------|
| | | | K | E | TA | PCT | A | TA | PCT | SA | SE | TA | PCT | RE | TA | PCT | DIG | BS | BA | BE | TOTAL | BHE | POINTS | HIT% | SCORE |
| 02/05/2021 | Illinois | *4 | 4 | 0 | 7 | .571 | 36 | 91 | .396 | 2 | 2 | 19 | .895 | 0 | 0 | .000 | 8 | 0 | 0 | 0 | 0.0 | 0 | 6.0 | .306 | 3-1 |
| 02/06/2021 | Illinois | *5 | 2 | 0 | 6 | .333 | 46 | 116 | .397 | 2 | 1 | 21 | .952 | 0 | 0 | .000 | 12 | 0 | 2 | 0 | 2.0 | 0 | 5.0 | .284 | 3-2 |
| 02/13/2021 | at Minnesota | 1 | 0 | 0 | 0 | .000 | 0 | 0 | .000 | 0 | 0 | 1 | 1.000 | 0 | 0 | .000 | 0 | 0 | 0 | 0 | 0.0 | 0 | 0.0 | .174 | 1-3 |
| 02/14/2021 | at Minnesota | 1 | 0 | 0 | 0 | .000 | 0 | 0 | .000 | 0 | 0 | 1 | 1.000 | 0 | 0 | .000 | 0 | 0 | 0 | 0 | 0.0 | 0 | 0.0 | .229 | 2-3 |
| 02/19/2021 | Indiana | 1 | 0 | 0 | 0 | .000 | 2 | 4 | .500 | 0 | 0 | 0 | .000 | 0 | 0 | .000 | 0 | 0 | 1 | 0 | 1.0 | 0 | 0.5 | .347 | 3-1 |
| Totals | | | 12 | 6 | 0 | .462 | 84 | 211 | .398 | 4 | 3 | 42 | .929 | 0 | 0 | .000 | 20 | 0 | 3 | 0 | 3.0 | 0 | 11.5 | | |

Player Averages

| Sets Played | Kills per set | Assists per set | Service aces per set | Digs per set | Blocks per set | Points per set |
|-------------|---------------|-----------------|----------------------|--------------|----------------|----------------|
| 12 | 0.50 | 7.00 | 0.33 | 1.67 | 0.25 | 0.96 |

OERTHER'S CAREER STATS

| SEASON | SP-MP | K | K/S | E | TA | PCT | A | A/S | SA | SA/S | DIG | D/S | BS | BA | TB | B/S |
|--------------|-------------|----------|-------------|----------|-----------|-------------|-----------|-------------|----------|-------------|-----------|-------------|----------|----------|----------|-------------|
| 2019 | 3-3 | 0 | 0.00 | 1 | 2 | .500 | 7 | 2.33 | 0 | 0.00 | 0 | 0.00 | 0 | 2 | 2 | 0.67 |
| 2020-21 | 12-5 | 6 | 0.50 | 0 | 13 | .462 | 84 | 7.00 | 4 | 0.33 | 20 | 1.67 | 0 | 3 | 3 | 0.25 |
| TOTAL | 15-8 | 6 | 0.40 | 1 | 15 | .333 | 91 | 6.07 | 4 | 0.27 | 20 | 1.33 | 0 | 5 | 5 | 0.33 |

CAREER HIGHS

Kills: 4, vs. Illinois (2/5/21)
Attacks: 7, vs. Illinois (2/5/21)
Assists: 46, vs. Illinois (2/6/21)
Aces: 2, 2x, last vs. Illinois (2/6/21)
Digs: 12, vs. Illinois (2/6/21)

2020-21 PENN STATE WOMEN'S VOLLEYBALL



ALLIE HOLLAND

6-3 • Freshman • Middle Blocker • College of Science
Hilliard, Ohio | Hilliard Bradley



ALLIE HOLLAND'S 2020-21 SEASON STATS

| Date | Opponent | SP | Attack | | | | Set | | | Serve | | | | Recept | | | Blocking | | | | Team | | | | |
|---------------|----------|----------|----------|----------|----------|-------------|----------|----------|-------------|----------|----------|----------|-------------|----------|----------|--------------|----------|----------|----------|----------|------------|----------|------------|------|-------|
| | | | K | E | TA | PCT | A | TA | PCT | SA | SE | TA | PCT | RE | TA | PCT | DIG | BS | BA | BE | TOTAL | BHE | POINTS | HIT% | SCORE |
| 02/20/2021 | Indiana | 2 | 4 | 0 | 9 | .444 | 0 | 0 | .000 | 1 | 1 | 5 | .800 | 0 | 2 | 1.000 | 0 | 1 | 1 | 0 | 2.0 | 0 | 6.5 | .364 | 3-0 |
| Totals | | 2 | 4 | 0 | 9 | .444 | 0 | 0 | .000 | 1 | 1 | 5 | .800 | 0 | 2 | 1.000 | 0 | 1 | 1 | 0 | 2.0 | 0 | 6.5 | | |

Player Averages

| Sets Played | Kills per set | Assists per set | Service aces per set | Digs per set | Blocks per set | Points per set |
|-------------|---------------|-----------------|----------------------|--------------|----------------|----------------|
| 2 | 2.00 | 0.00 | 0.50 | 0.00 | 1.00 | 3.25 |

HOLLAND'S CAREER STATS

| SEASON | SP-MP | K | K/S | E | TA | PCT | A | A/S | SA | SA/S | DIG | D/S | BS | BA | TB | B/S |
|--------------|------------|----------|-------------|----------|----------|-------------|----------|-------------|----------|-------------|----------|-------------|----------|----------|----------|-------------|
| 2020-21 | 2-1 | 4 | 2.00 | 0 | 9 | .444 | 0 | 0.00 | 1 | 0.50 | 0 | 0.00 | 1 | 1 | 2 | 1.00 |
| TOTAL | 2-1 | 4 | 2.00 | 0 | 9 | .444 | 0 | 0.00 | 1 | 0.50 | 0 | 0.00 | 1 | 1 | 2 | 1.00 |

CAREER HIGHS

Kills: 4, vs. Indiana (2/20/21)

Aces: 1, vs. Indiana (2/20/21)

Total Blocks: 2, vs. Indiana (2/20/21)

2020-21 PENN STATE WOMEN'S VOLLEYBALL



MACALL PEED

5-7 • Sophomore • Defensive Specialist • Political Science
San Diego, Calif./Torrey Pines



MACALL PEED'S 2020-21 SEASON STATS

| Date | Opponent | Attack | | | | Set | | | Serve | | | | Recept | | | Blocking | | | | Team | | | | | |
|---------------|--------------|-----------|----------|----------|----------|-------------|----------|----------|-------------|----------|----------|-----------|-------------|----------|-----------|-------------|-----------|----------|----------|----------|------------|----------|------------|------|-------|
| | | SP | K | E | TA | PCT | A | TA | PCT | SA | SE | TA | PCT | RE | TA | PCT | DIG | BS | BA | BE | TOTAL | BHE | POINTS | HIT% | SCORE |
| 02/05/2021 | Illinois | 4 | 0 | 0 | 0 | .000 | 1 | 1 | 1.000 | 0 | 0 | 7 | 1.000 | 0 | 7 | 1.000 | 0 | 0 | 0 | 0 | 0.0 | 0 | 0.0 | .306 | 3-1 |
| 02/06/2021 | Illinois | 4 | 0 | 0 | 0 | .000 | 0 | 0 | .000 | 0 | 0 | 9 | 1.000 | 1 | 10 | .900 | 3 | 0 | 0 | 0 | 0.0 | 0 | 0.0 | .284 | 3-2 |
| 02/14/2021 | at Minnesota | 5 | 0 | 0 | 1 | .000 | 1 | 3 | .333 | 1 | 1 | 19 | .947 | 2 | 29 | .931 | 18 | 0 | 0 | 0 | 0.0 | 0 | 1.0 | .229 | 2-3 |
| 02/17/2021 | at Ohio St. | 5 | 0 | 0 | 0 | .000 | 1 | 3 | .333 | 0 | 1 | 12 | .917 | 0 | 28 | 1.000 | 7 | 0 | 0 | 0 | 0.0 | 0 | 0.0 | .165 | 2-3 |
| 02/19/2021 | Indiana | 1 | 0 | 0 | 0 | .000 | 0 | 0 | .000 | 0 | 1 | 2 | .500 | 0 | 3 | 1.000 | 0 | 0 | 0 | 0 | 0.0 | 0 | 0.0 | .347 | 3-1 |
| 02/20/2021 | Indiana | 1 | 0 | 0 | 0 | .000 | 0 | 1 | .000 | 0 | 0 | 1 | 1.000 | 0 | 1 | 1.000 | 0 | 0 | 0 | 0 | 0.0 | 0 | 0.0 | .364 | 3-0 |
| Totals | | 20 | 0 | 0 | 1 | .000 | 3 | 8 | .375 | 1 | 3 | 50 | .940 | 3 | 78 | .962 | 28 | 0 | 0 | 0 | 0.0 | 0 | 1.0 | | |

Player Averages

| Sets Played | Kills per set | Assists per set | Service aces per set | Digs per set | Blocks per set | Points per set |
|-------------|---------------|-----------------|----------------------|--------------|----------------|----------------|
| 20 | 0.00 | 0.15 | 0.05 | 1.40 | 0.00 | 0.05 |

PEED'S CAREER STATS

| SEASON | SP-MP | K | K/S | E | TA | PCT | A | A/S | SA | SA/S | DIG | D/S | BS | BA | TB | B/S |
|--------------|--------------|----------|-------------|----------|----------|-------------|----------|-------------|----------|-------------|-----------|-------------|----------|----------|----------|-------------|
| 2019 | 44-25 | 0 | 0.00 | 0 | 1 | .000 | 4 | 0.09 | 6 | 0.14 | 29 | 0.66 | 0 | 0 | 0 | 0.00 |
| 2020-21 | 20-6 | 0 | 0.00 | 0 | 1 | .000 | 3 | 0.15 | 1 | 0.05 | 28 | 1.40 | 0 | 0 | 0 | 0.00 |
| TOTAL | 64-31 | 0 | 0.00 | 0 | 2 | .000 | 7 | 0.11 | 7 | 0.11 | 57 | 0.89 | 0 | 0 | 0 | 0.00 |

CAREER HIGHS

Digs: 18, at Minnesota (2/14/21)
Aces: 2, vs. Iowa (10/5/19)
Assists: 1, 7x, last vs. Indiana (2/20/21)

2020-21 PENN STATE WOMEN'S VOLLEYBALL



KAITLYN HORD

6-4 • Junior • Middle Blocker • Criminology
Lexington, Ky./Henry Clay

KAITLYN HORD

2019

First Team All-American
AVCA All-Northeast Region
First Team All-Big Ten
Preseason All-Big Ten
Big Ten Player of the Week (9/10)
Cyclone Invitational MVP

2018

Second Team All-Big Ten
Big Ten All-Freshman Team
Penn State Invitational All-Tournament Team
Big Ten Freshman of the Week (9/10)

KAITLYN HORD'S 2020-21 SEASON STATS

| Date | Opponent | SP | Attack | | | | Set | | | Serve | | | Receipt | | | Blocking | | | | Team | | | | | | |
|---------------|--------------|----|-----------|-----------|-----------|------------|-------------|----------|----------|-------------|----------|----------|----------|-------------|----------|----------|--------------|----------|----------|-----------|----------|-------------|----------|-------------|-------|--|
| | | | K | E | TA | PCT | A | TA | PCT | SA | SE | TA | PCT | RE | TA | PCT | DIG | BS | BA | BE | TOTAL | BHE | POINTS | HIT% | SCORE | |
| 02/05/2021 | Illinois | *4 | 10 | 4 | 23 | .261 | 1 | 1 | 1.000 | 0 | 0 | 0 | .000 | 0 | 1 | 1.000 | 0 | 0 | 4 | 0 | 4.0 | 0 | 12.0 | .306 | 3-1 | |
| 02/06/2021 | Illinois | *5 | 11 | 1 | 18 | .556 | 1 | 2 | .500 | 0 | 0 | 0 | .000 | 0 | 0 | .000 | 0 | 1 | 8 | 0 | 9.0 | 0 | 16.0 | .284 | 3-2 | |
| 02/13/2021 | at Minnesota | *4 | 11 | 1 | 24 | .417 | 1 | 1 | 1.000 | 0 | 0 | 0 | .000 | 0 | 1 | 1.000 | 0 | 2 | 5 | 0 | 7.0 | 0 | 15.5 | .174 | 1-3 | |
| 02/14/2021 | at Minnesota | *5 | 12 | 3 | 29 | .310 | 0 | 1 | .000 | 0 | 0 | 0 | .000 | 0 | 2 | 1.000 | 0 | 1 | 9 | 1 | 10.0 | 0 | 17.5 | .229 | 2-3 | |
| 02/17/2021 | at Ohio St. | *5 | 11 | 3 | 26 | .308 | 0 | 0 | .000 | 0 | 0 | 0 | .000 | 0 | 0 | .000 | 0 | 0 | 8 | 0 | 8.0 | 0 | 15.0 | .165 | 2-3 | |
| 02/19/2021 | Indiana | *4 | 8 | 0 | 14 | .571 | 0 | 1 | .000 | 0 | 0 | 0 | .000 | 0 | 2 | 1.000 | 0 | 0 | 4 | 0 | 4.0 | 0 | 10.0 | .347 | 3-1 | |
| 02/20/2021 | Indiana | *3 | 3 | 0 | 5 | .600 | 1 | 1 | 1.000 | 0 | 0 | 0 | .000 | 0 | 1 | 1.000 | 0 | 0 | 1 | 0 | 1.0 | 0 | 3.5 | .364 | 3-0 | |
| Totals | | | 30 | 66 | 12 | 139 | .388 | 4 | 7 | .571 | 0 | 0 | 0 | .000 | 0 | 7 | 1.000 | 0 | 4 | 39 | 1 | 43.0 | 0 | 89.5 | | |

Player Averages

| Sets Played | Kills per set | Assists per set | Service aces per set | Digs per set | Blocks per set | Points per set |
|-------------|---------------|-----------------|----------------------|--------------|----------------|----------------|
| 30 | 2.20 | 0.13 | 0.00 | 0.00 | 1.43 | 2.98 |

HORD'S CAREER STATS

| SEASON | SP-MP | K | K/S | E | TA | PCT | A | A/S | SA | SA/S | DIG | D/S | BS | BA | TB | B/S |
|--------------|---------------|------------|-------------|------------|-------------|-------------|-----------|-------------|----------|-------------|-----------|-------------|-----------|------------|------------|-------------|
| 2018 | 104-32 | 220 | 2.12 | 45 | 457 | .383 | 2 | 0.02 | 0 | 0.00 | 16 | 0.15 | 7 | 122 | 129 | 1.24 |
| 2019 | 117-33 | 310 | 2.65 | 44 | 605 | .440 | 5 | 0.04 | 0 | 0.00 | 18 | 0.15 | 22 | 127 | 149 | 1.27 |
| 2020-21 | 30-7 | 66 | 2.20 | 12 | 139 | .388 | 4 | 0.13 | 0 | 0.00 | 0 | 0.00 | 4 | 39 | 43 | 1.43 |
| TOTAL | 251-72 | 596 | 2.37 | 101 | 1201 | .412 | 11 | 0.04 | 0 | 0.00 | 34 | 0.14 | 33 | 288 | 321 | 1.28 |

CAREER HIGHS

Kills: 17, vs. Holy Cross (8/31/19)
at Michigan State (9/28/18)
Blocks: 10, at Minnesota (2/14/21)
Digs: 4, at Illinois (11/10/18)
Assists: 1, 2x, last vs. Illinois (10/23/19)

2020-21 PENN STATE WOMEN'S VOLLEYBALL

2020 Penn State University Women's Volleyball Overall Statistics (as of Feb 20, 2021)

Overall Record: 4-3 Conf: 4-3 Home: 4-0 Away: 0-3 Neutral: 0-0

| # | Player | SP | Attack | | | | | Set | | Serve | | | RE | Dig | | Block | | | | | PTS | |
|----|----------------------------|-----------|------------|--------------|------------|-------------|-------------|------------|--------------|-----------|-----------|-------------|-----------|------------|--------------|-----------|------------|-------------|-------------|-----------|----------|--------------|
| | | | K | K/S | E | TA | Pct | A | A/S | SA | SE | SA/S | | DIG | DIG/S | BS | BA | BLK | BLK/S | BE | | BHE |
| 0 | Fitzpatrick, Annie Cate | 30 | 69 | 2.30 | 32 | 194 | .191 | 6 | 0.20 | 5 | 13 | 0.17 | 11 | 67 | 2.23 | 1 | 4 | 5.0 | 0.17 | 0 | 0 | 77.0 |
| 1 | Clark, Lauren | 2 | 3 | 1.50 | 2 | 10 | .100 | 0 | 0.00 | 3 | 0 | 1.50 | 0 | 2 | 1.00 | 0 | 0 | 0 | 0.00 | 0 | 0 | 6.0 |
| 2 | Bilinovic, Maddy | 27 | 0 | 0.00 | 1 | 1 | -1.000 | 9 | 0.33 | 4 | 4 | 0.15 | 9 | 52 | 1.93 | 0 | 0 | 0 | 0.00 | 0 | 0 | 4.0 |
| 3 | Broughton, Keatan | 18 | 0 | 0.00 | 0 | 0 | .000 | 1 | 0.06 | 1 | 4 | 0.06 | 0 | 5 | 0.28 | 0 | 0 | 0 | 0.00 | 0 | 0 | 1.0 |
| 8 | Flowers, Hannah | 2 | 3 | 1.50 | 0 | 8 | .375 | 0 | 0.00 | 0 | 0 | 0.00 | 2 | 0 | 0.00 | 0 | 1 | 1.0 | 0.50 | 0 | 0 | 3.5 |
| 9 | Parker, Jonni | 30 | 106 | 3.53 | 36 | 290 | .241 | 13 | 0.43 | 8 | 8 | 0.27 | 1 | 69 | 2.30 | 0 | 25 | 25.0 | 0.83 | 1 | 2 | 126.5 |
| 13 | Blossom, Gabby | 21 | 8 | 0.38 | 3 | 21 | .238 | 219 | 10.43 | 5 | 2 | 0.24 | 0 | 63 | 3.00 | 1 | 7 | 8.0 | 0.38 | 1 | 1 | 17.5 |
| 15 | Hampton, Jenna | 21 | 0 | 0.00 | 0 | 1 | .000 | 23 | 1.10 | 2 | 9 | 0.10 | 4 | 80 | 3.81 | 0 | 0 | 0 | 0.00 | 0 | 0 | 2.0 |
| 16 | Gray, Serena | 29 | 59 | 2.03 | 25 | 139 | .245 | 1 | 0.03 | 8 | 13 | 0.28 | 0 | 8 | 0.28 | 9 | 15 | 24.0 | 0.83 | 4 | 0 | 83.5 |
| 17 | Russell, Molly | 1 | 0 | 0.00 | 0 | 0 | .000 | 0 | 0.00 | 0 | 0 | 0.00 | 0 | 0 | 0.00 | 0 | 0 | 0 | 0.00 | 0 | 0 | 0 |
| 18 | Kudryashova, Anastasiya | 30 | 68 | 2.27 | 25 | 174 | .247 | 2 | 0.07 | 0 | 7 | 0.00 | 6 | 15 | 0.50 | 0 | 15 | 15.0 | 0.50 | 3 | 0 | 75.5 |
| 19 | Oerther , Emily | 12 | 6 | 0.50 | 0 | 13 | .462 | 84 | 7.00 | 4 | 3 | 0.33 | 0 | 20 | 1.67 | 0 | 3 | 3.0 | 0.25 | 0 | 0 | 11.5 |
| 20 | Holland, Allie | 2 | 4 | 2.00 | 0 | 9 | .444 | 0 | 0.00 | 1 | 1 | 0.50 | 0 | 0 | 0.00 | 1 | 1 | 2.0 | 1.00 | 0 | 0 | 6.5 |
| 21 | Peed, Macall | 20 | 0 | 0.00 | 0 | 1 | .000 | 3 | 0.15 | 1 | 3 | 0.05 | 3 | 28 | 1.40 | 0 | 0 | 0 | 0.00 | 0 | 0 | 1.0 |
| 23 | Hord, Kaitlyn | 30 | 66 | 2.20 | 12 | 139 | .388 | 4 | 0.13 | 0 | 0 | 0.00 | 0 | 0 | 0.00 | 4 | 39 | 43.0 | 1.43 | 1 | 0 | 89.5 |
| TM | Team | 30 | 0 | 0.00 | 0 | 0 | .000 | 0 | 0.00 | 0 | 0 | 0.00 | 0 | 0 | 0.00 | 0 | 0 | 0 | 0.00 | 0 | 0 | 0 |
| | Totals | 30 | 392 | 13.07 | 136 | 1000 | .256 | 365 | 12.17 | 42 | 67 | 1.40 | 36 | 409 | 13.63 | 16 | 110 | 71.0 | 2.37 | 10 | 3 | 505.0 |
| | Opponents | 30 | 357 | 11.90 | 178 | 1011 | .177 | 341 | 11.37 | 36 | 50 | 1.20 | 42 | 414 | 13.80 | 9 | 96 | 57.0 | 1.90 | 16 | 9 | 450.0 |

| Team Statistics | PSU | OPP |
|-------------------------|-------|------|
| ATTACK | | |
| Kills | 392 | 357 |
| Errors | 136 | 178 |
| Total Attacks | 1000 | 1011 |
| Attacks Pct | .256 | .177 |
| Kills/Set | 13.1 | 11.9 |
| SET | | |
| Assists | 365 | 341 |
| Assists Per Set | 12.2 | 11.4 |
| SERVE | | |
| Aces | 42 | 36 |
| Errors | 67 | 50 |
| Aces Per Set | 1.4 | 1.2 |
| SERVE/RECEPTIONS | | |
| Errors | 36 | 42 |
| Errors Per Set | 1.2 | 1.4 |
| DEFENSE | | |
| Digs | 409 | 414 |
| Digs Per Set | 13.6 | 13.8 |
| BLOCKING | | |
| Solo | 16 | 9 |
| Assists | 110 | 96 |
| Blocks | 71.0 | 57.0 |
| Blocks Per Set | 2.4 | 1.9 |
| Errors | 10 | 16 |
| Ball Handling Errors | 3 | 9 |
| ATTENDANCE | | |
| Total | 441 | 111 |
| Dates-Avg Per Date | 4/110 | 3/37 |
| Neutral Site #-Avg | 0/ | - |

| C | Date | Opponent | W | L | Score | Score by Set | Att. |
|---|-----------|--------------|---|-----|-----------------------------------|--------------|------|
| * | 2/05/2021 | ILLINOIS | W | 3-1 | 25-20, 17-25, 25-20, 25-20 | | 0 |
| * | 2/06/2021 | ILLINOIS | W | 3-2 | 25-16, 27-29, 26-28, 25-15, 15-8 | | 136 |
| * | 2/13/2021 | at Minnesota | L | 1-3 | 27-29, 23-25, 25-23, 18-25 | | 0 |
| * | 2/14/2021 | at Minnesota | L | 2-3 | 19-25, 25-16, 25-17, 15-25, 10-15 | | 0 |
| * | 2/17/2021 | at Ohio St. | L | 2-3 | 25-17, 25-13, 23-25, 22-25, 8-15 | | 111 |
| * | 2/19/2021 | INDIANA | W | 3-1 | 25-13, 25-27, 25-10, 25-18 | | 157 |
| * | 2/20/2021 | INDIANA | W | 3-0 | 25-15, 25-21, 25-22 | | 148 |

* = Conference game