

882 WINS (8th in Nation)

48 BOWL GAMES (T-9th in Nation)

29 BOWL WINS (T-4th in Nation)

100 1ST-TEAM ALL-AMERICANS



Bloomington, Ind.
Memorial Stadium (52,929)

Series: Penn State leads, 20-1
Last Meeting: Penn State, 45-14
September 30, 2018 - Beaver Stadium
Complete Series Info on Page 8

2 NATIONAL CHAMPIONSHIPS

4 BIG TEN CHAMPIONSHIPS

84% ALL-TIME GRADUATION RATE

65 ACADEMIC ALL-AMERICANS (2nd in Nation)

THE MATCHUP

PENN STATE NITTANY LIONS

4-2, 1-2 Big Ten

Head Coach: James Franklin (East Stroudsburg '95)
Record at Penn State (5th season): 40-19 (.678)
Career Record (8th season): 64-34 (.653)
vs. Indiana 4-0



PxP: Steve Levy
Analyst: Brian Griese
Sideline: Todd McShay



PxP: Steve Jones
Analyst: Jack Ham
Sideline: Derrick Williams
Local: 93.7 FM/1450 AM
Web: GoPSUsports.com
Sirius/XM/Internet: 111/382/973

INDIANA HOOSIERS

4-3, 1-3 Big Ten

Head Coach: Tom Allen (Maranatha Baptist '92)
Record at Indiana (2nd season): 9-11 (.450)
Career Record (Same): Same
vs. Penn State: 0-1

BY THE #'S

200+

Yards rushing as a team in the last nine games

45

Points scored by Penn State in each of the last two meetings against Indiana

34

Consecutive games with a TD pass for Trace McSorley (leads FBS)

8.5

Team tackles for loss per game leads the Big Ten and ranks ninth in FBS

INSIDE THE GAME

NO. 18/16 PENN STATE TRAVELS TO INDIANA

No. 18/16 Penn State returns to the road to take on Indiana Saturday afternoon starting at 3:30 p.m. on ABC.

Penn State looks to return to its winning ways after its second close loss of the season. The Nittany Lions are 24-5 in their last 29 games dating back to 2016, with none of the five losses being decided by more than four points.

Penn State has won 20 of 21 all-time meetings against the Hoosiers, and the two teams have met annually for the past 12 years. The Lions rallied past Indiana in their last trip to Bloomington in 2016, erasing a 10-point third-quarter deficit with a 31-7 scoring run. Quarterback Trace McSorley has thrown for more than 300 yards in each of his previous two games against Indiana.

McSorley, now Penn State's career passing yards leader, leads an offense that ranks second in the Big Ten in scoring (44.2) and third in total yards (491.2). McSorley and running back Miles Sanders have led a particularly strong running game this season that is averaging 251.8 yards per game, which ranks second in the Big Ten and 12th nationally. Sanders is averaging 116.7 yards rushing per game and 6.73 yards rushing per carry to rank second in the Big Ten in both categories.

The Penn State defense continues to get stops in the backfield, leading the Big Ten and ranking ninth in FBS with 8.5 tackles for loss per game. Its 21.0 points allowed per game ranks fifth in the Big Ten.

Indiana looks to get back on track after taking losses in three of its last four games, including defeats to Michigan State and Ohio State. Quarterback Peyton Ramsey leads a pass-heavy offense, ranking 10th in FBS with 24.6 completions per game, while J-Shun Harris II is the Big Ten's leading punt returner (12.5 ypr).

BREAKDOWN

RUSHING		
Penn State:	Miles Sanders	104 for 700 yds (116.7), 7 TD
Indiana:	Stevie Scott	115 for 557 yds (79.6), 4 TD
PASSING		
Penn State:	Trace McSorley	92-of-170, 1,241 yds (206.8), 11 TD/2 INT
Indiana:	Peyton Ramsey	172-of-253, 1,624 yds (232.0), 12 TD/7 INT
RECEIVING		
Penn State:	KJ Hamler	18 for 374 yds (62.3), 5 TD
Indiana:	Nick Westbrook	22 for 289 yds (41.3), 2 TD
DEFENSE		
Penn State:	Cam Brown	28 tkls, 5.0 TFL, 1.0 SK, 3 PBU, 1 FF
Indiana:	Jonathan Crawford	34 tkls, 3.0 TFL, 1.0 SK, 1 INT, 1 PBU, 1 FR, 1 FF

PSU	TEAM	IND
44.2	SCORING/GAME	26.1
251.8	RUSHING/GAME	149.7
97-175-2	PASSING (C-A-INT)	184-268-7
239.3	PASSING/GAME	249.9
491.2	TOTAL OFFENSE/GAME	399.6
+1	TURNOVER MARGIN	+3
21.0	PTS ALLOWED/GAME	28.1
155.3	OPP. RUSH YDS/GAME	157.7
121-220-6	OPP. PASSING	131-220-8
209.7	OPP. PASS YDS/GAME	227.6
365.0	OPP. TOTAL OFFENSE/GAME	385.3

2018 SCHEDULES

PENN STATE

Overall (BIG): 4-2 (1-2 East)		Home: 2-2	Road: 2-0	Ntrl: 0-0	
PSU Rank	Opponent (Rank)	Time/Result	TV	Attend.	
September					
1	10/9	Appalachian State (-/RV)	W, 45-38 (OT)	BTN	105,232
8	13/10	at Pittsburgh	W, 51-6	ABC	68,400
15	11/10	Kent State	W, 63-10	FS1	106,528
21*	T-10/9	at Illinois *	W, 63-24	FS1	34,704
29	9/9	Ohio State * (4/4)	L, 26-27	ABC	110,889
October					
13	8/8	Michigan State * (-/RV)	L, 17-21	BTN	106,685
20	18/16	at Indiana *	3:30 p.m.	ABC	
27		Iowa *	3:30 p.m.	ABC/ESPN	
November					
3		at Michigan *	TBD		
10		Wisconsin *	TBD		
17		at Rutgers *	TBD		
24		Maryland *	TBD		

* - BIG game ^ - Friday game All times Eastern Rankings: AP/Coaches

INDIANA

Overall (BIG): 4-3 (1-3 East)		Home: 2-2	Road: 2-1	Ntrl: 0-0	
Rank	Opponent (Rank)	Time/Score	TV	Attend.	
September					
1		at FIU	W, 38-28	CBSSN	17,082
8		Virginia	W, 20-16	BTN	35,492
15		Ball State	W, 38-10	BTN	40,240
22		Michigan State * (24/23)	L, 21-35	BTN	45,445
29		at Rutgers *	W, 24-17	BTN	32,056
October					
6		at Ohio State * (3/3)	L, 26-49	FOX	104,193
13		Iowa *	L, 16-42	ESPN2	40,512
20		Penn State * (18/16)	3:30 p.m.	ABC	
26		at Minnesota *	8 p.m.	FS1	
November					
10		Maryland *	TBD		
17		at Michigan *	TBD		
24		Purdue *	TBD		

* - BIG game All times Eastern Rankings: AP/Coaches

TABLE OF CONTENTS

Page 2 Quick Facts/NFL Notes
 Page 3 Opponent Tracker/BIG Standings/Media Info
 Page 4-6 Head Coach James Franklin
 Page 7 Leadership/National Polls
 Page 8 Series Notes
 Page 9-10 Indiana Notes
 9 Record Breakdown/Rankings Comparison
 Page 10-11 Highlights
 10 Winningest Programs/At The Start
 11 This Day in History/Season Honors
 Page 12-16 Offense Notes
 12 National Statistical Leaders
 13-14 Trace McSorley

15 Coaching Staff POTW
 16 Coaching Staff Notes/SI Cover
 Page 17 Defense Notes
 17 Community Service
 Page 18 Special Teams Notes
 18 Classroom Success/Preseason Honors
 Page 19-20 Upcoming Game Themes
 19 Season Notes
 20 Happy Valley
 20 Future Schedules
 Page 21 Depth Chart/Pronunciations/Asst. Coaches
 Page 22-23 Numerical Roster
 Page 24-25 Alphabetical Roster

Page 26-29 Record Watch
 Page 30-35 Games 1-6
 Page 36-51 Player Bios
 Page 52-59 Game-by-Game Statistics
 Page 60-61 Long Play Breakdown
 Page 62 Tackle Breakdown
 Page 63 Season Superlatives
 Page 64 The Last Time...
 Page 65 Start Chart
 Page 66 Starters/Participation
 Page 67-69 Season Statistics

2 2018 PENN STATE FOOTBALL

PROGRAM NOTES

WINNING RECORD

Penn State is one of eight teams to have a winning season each of the last 13 years, joining Florida State, Wisconsin, Oklahoma, Virginia Tech, USC, Boise State and LSU as the only teams to achieve the feat. Penn State holds the FBS record for most consecutive seasons without a losing record at 49 (1939-87). (ESPN Stats & Info)

ACADEMIC EXCELLENCE

A total of 424 of Penn State football student-athletes, including a program-record 35 in 2017, have earned Academic All-Big Ten honors since 1993 for owning at least a 3.0 grade point average and being a letterwinner.

ONE OF NATION'S TOUGHEST HOME VENUES

Penn State owns a superlative 287-74 (.795) record inside Beaver Stadium, the nation's second-largest facility, which opened in 1960 and has a capacity of 106,572.

QUICK FACTS

UNIVERSITY

NAME	The Pennsylvania State University
LOCATION	University Park, Pa.
FOUNDED	1855
ENROLLMENT	46,610
NICKNAME	Nittany Lions
COLORS	Blue & White
CONFERENCE	Big Ten
DIVISION	NCAA Division I
STADIUM	Beaver Stadium (106,572)
STADIUM SURFACE	Natural Grass
PRESIDENT	Dr. Eric Barron
ATHLETICS DIRECTOR	Sandy Barbour
HEAD COACH	James Franklin (5th Season)
FOOTBALL OFFICE	814-865-0412
TICKET OFFICE	1-800-NITTANY

FOOTBALL HISTORY

FIRST YEAR	1887
ALL-TIME RECORD (132nd Season)	882-389-42 (.667) <i>8th in victories</i>
ALL-TIME BIG TEN RECORD (26th Season)	128-77 (.624)
ALL-TIME BOWL RECORD	29-17-2 (.625) <i>T-4th in bowl victories</i>
YEARS IN POST SEASON PLAY	48 <i>T-9th in bowl appearances</i>
BEAVER STADIUM RECORD	287-74 (.795)

ASSISTANT COACHES

BRENT PRY	Buffalo; 1993 Defensive Coordinator/Linebackers (5th Season)
RICKY RAHNE	Cornell; 2002 Offensive Coordinator/Quarterbacks (5th Season)
PHIL GALIANO	Shippensburg; 2000 Special Teams Coordinator/Asst. DL (1st Season)
TIM BANKS	Central Michigan; 1995 Co-Defensive Coordinator/Safeties (3rd Season)
TYLER BOWEN	Maryland; 2010 Off. Recruiting Coordinator/Tight Ends (1st Season)
DAVID CORLEY	Wake Forest; 2006 Wide Receivers (1st Season)
MATT LIMEGROVER	University of Chicago; 1991 Run Game Coordinator/Offensive Line (3rd Season)
JA'JUAN SEIDER	West Virginia; 2000 Running Backs Coach (1st Season)
TERRY M. SMITH	Penn State; 1991 Assistant Head Coach/Defensive Recruiting Coordinator/Cornerbacks (5th Season)
SEAN SPENCER	Clarion; 1995 Associate Head Coach/Run Game Coordinator/Defensive Line (5th Season)
DWIGHT GALT	Maryland; 1981 Assistant AD of Performance Enhancement (5th Season)

BIG BEST



CO-OFFENSIVE POTW: Nate Stanley • Iowa • Jr. • QB • Menomonie, Wis.

- Threw for six touchdown passes against Indiana, tying for the second most in school history
- Went 21 of 33 for 320 yards in the contest, while recording his fourth-straight multi-touchdown game
- Has thrown 14 touchdown passes in his last four games, tying Chuck Long in 1985 for the most touchdown tosses over four games in program history

CO-OFFENSIVE POTW: Flynn Nagel • Northwestern • Sr. • WR • Lemont, Ill.

- Caught 12 passes for 220 yards against Nebraska, marking the most receiving yards by a Big Ten player since 2013, and the most by a Wildcat since 1980
- Registered two touchdown catches in the contest while setting career highs in catches and yards



DEFENSIVE POTW: Khari Willis • Michigan State • Sr. • S • Jackson, Mich.

- Led the Spartans with a season-high nine tackles, including seven solo stops, in the team's victory at Penn State
- Forced a fumble on Penn State quarterback Trace McSorley in the first quarter and also recorded a pass break-up
- Helped the Spartans hold Penn State to season lows in points (17) and first downs (14)
- Receives his first career Defensive Player of the Week honor
- Last Michigan State Defensive Player of the Week: Joe Bachie (Oct. 23, 2017)



SPECIAL TEAMS POTW: Drew Luckenbaugh • Northwestern • So. • K • Spring Grove, Pa.

- Kicked his first two career field goals against Nebraska, including a 37-yard game-winner in overtime
- Recorded his first career field goal with 2:27 remaining in the fourth quarter to pull the Wildcats within seven points
- Went 4-for-4 on extra points in the contest
- Earns his first career Special Teams Player of the Week honor
- Last Northwestern Special Teams Player of the Week: Hunter Niswander (Nov. 27, 2017)



FRESHMAN POTW: Mohamed Ibrahim • Minnesota • Fr. • RB • Olney, Md.

- Rushed for 157 yards at Ohio State, the most rushing yards by a freshman running back against the Buckeyes since Penn State's Saquon Barkley in 2015
- Scored the first two touchdowns of his career in the first half of the contest
- Averaged 6.8 yards per carry against Ohio State and now has rushed for 415 yards on 71 carries this season
- Records his first Freshman of the Week award
- Last Minnesota Freshman of the Week: Shannon Brooks (Nov. 23, 2015)

LIONS IN THE NFL

34 NITTANY LIONS ON NFL ROSTERS

A total of 34 Penn State football alumni are populating the rosters of 21 National Football League teams. The Nittany Lions annually are among the top 20 programs nationally in producing players in the NFL. In addition, eight former Nittany Lions are members of NFL coaching staffs and two former non-football student-athletes are on rosters.

The Miami Dolphins, New York Giants, Pittsburgh Steelers, and Tampa Bay Buccaneers boast a league-high three Penn Staters each, including 10th-year defensive end Cameron Wake on the Dolphins and 2018 No. 2 overall draft pick Saquon Barkley on the Giants.

Five teams - Arizona, Chicago, Oakland, San Francisco and Tennessee - each have two PSU alums. Fourteen-year vet and San Francisco All-Pro placekicker Robbie Gould is Penn State's elder statesman. In the NFC East, Pro Bowl linebacker Sean Lee returns for his ninth season with the Cowboys, while sixth-year offensive lineman Stefan Wisniewski is looking to help the Eagles defend their Super Bowl title.

A total of 10 players from Penn State's 2017 Fiesta Bowl-winning squad are on NFL rosters. In addition to Barkley, Marcus Allen (Pittsburgh Steelers), Mike Gesicki (Miami Dolphins), Brendan Mahon (Carolina Panthers), DaeSean Hamilton (Denver Broncos), and Troy Apke (Washington Redskins) are on active rosters, while Curtis Cothran (Minnesota Vikings), Grant Haley (New York Giants), Saeed Blacknall and Jason Cabinda (Oakland Raiders) will start the season on practice squads.

Former Penn State men's lacrosse player Chris Hogan also appeared in the most recent Super Bowl and is returning to the Patriots for his sixth season in the NFL. Additionally, former men's basketball player Ross Travis is with the Indianapolis Colts for his third NFL season, but is on injured reserve.

A total of 350 Nittany Lions have been selected all-time in the NFL Draft, which ranks seventh among Division I institutions, including 37 in the first round. The Nittany Lions have had at least three players drafted six of the last seven years. The six selections in April were the most since 2010 when six Nittany Lions were chosen.

Penn State has had at least one representative in 47 of 52 Super Bowls and 107 appearances overall, which is fifth among FBS institutions. Forty Nittany Lions have claimed 57 Super Bowl rings.

Arizona Cardinals (2): Gerald Hodges (6), A.Q. Shipley ^(R) (7)
Atlanta Falcons (1): Jack Crawford (7)
Carolina Panthers (1): Brendan Mahon (R)
Chicago Bears (2): Adrian Amos (4), Allen Robinson II (5)
Cincinnati Bengals (1): <i>Christian Hackenberg (1)</i>
Cleveland Browns (1): Anthony Zettel (3)
Dallas Cowboys (1): Sean Lee ^(C) (9)
Denver Broncos (1): DaeSean Hamilton (R)
Indianapolis Colts: Ross Travis ^(R) (3; former MBB player)
Kansas City Chiefs (1): Jordan Lucas (3)
Los Angeles Rams (1): Garrett Sickels ^(R) (2)
Los Angeles Chargers (1): Trevor Williams (3)
Miami Dolphins (3): Mike Gesicki (R), Mike Hull ^(R) (4), Cameron Wake (10)
Minnesota Vikings (1): <i>Curtis Cothran (R)</i>
New England Patriots: Chris Hogan (6; former MLAX player)
New York Giants (3): Saquon Barkley (R), Grant Haley (R), Nate Stupar (6)
Oakland Raiders (2): <i>Saeed Blacknall (R)</i> , Jason Cabinda (R)
Philadelphia Eagles (1): Stefan Wisniewski (6)
Pittsburgh Steelers (3): Marcus Allen (R), Malik Golden ^(R) (2), Jesse James (4)
San Francisco 49ers (2): Garry Gilliam (5), Robbie Gould (14)
Tampa Bay Buccaneers (3): Chris Godwin (2), Carl Nassib (3), Donovan Smith (4)
Tennessee Titans (2): Austin Johnson (3), DaQuan Jones (5)
Washington Redskins (1): Troy Apke (R)

italics indicates practice squad, ^(R) injured reserve, ^(C) Captain

EIGHT FORMER LIONS ON NFL COACHING STAFFS

Eight former Nittany Lions are patrolling the sidelines as part of NFL coaching staffs in 2018.

- Tom Bradley (Pittsburgh, defensive backs)
- Gary Brown (Dallas, running backs)
- Bobby Engram (Baltimore, wide receivers)
- Peter Giunta (New Orleans, senior defensive assistant)
- Al Golden (Detroit, linebackers)
- D'Anton Lynn (Houston, assistant defensive backs)
- Mike Munchak (Pittsburgh, offensive line)
- Paul Pasqualoni (Detroit, defensive coordinator)

OPPONENT TRACKER

<p>APPALACHIAN ST. (SEPT. 1) Overall: 4-1 Sun Belt: 2-0 This Week: host Louisiana-Lafayette Last Week: W, 35-9, Arkansas State AppStateSports.com</p>	<p>Pittsburgh (SEPT. 8) Overall: 3-4 ACC: 2-1 This Week: Bye Last Week: L, 14-19, Notre Dame PittsburghPanthers.com</p>	<p>KENT STATE (SEPT. 15) Overall: 1-6 MAC: 0-3 This Week: host Akron Last Week: L, 6-31, Miami (Ohio) KentStateSports.com</p>
<p>Illinois (FRI., SEPT. 21) Overall: 3-3 B1G: 1-2 This Week: at Wisconsin Last Week: L, 7-46, Purdue FightingIllini.com</p>	<p>OHIO STATE (SEPT. 29) Overall: 7-0 B1G: 4-0 This Week: at Purdue Last Week: W, 30-14, Minnesota OhioStateBuckeyes.com</p>	<p>MICHIGAN ST. (OCT. 13) Overall: 4-2 B1G: 2-1 This Week: host Michigan Last Week: W, 21-17, Penn State MSUSpartans.com</p>
<p>Indiana (OCT. 20) Overall: 4-3 B1G: 1-3 This Week: host Penn State Last Week: L, 16-42, Iowa IUHoosiers.com</p>	<p>IOWA (OCT. 27) Overall: 5-1 B1G: 2-1 This Week: host Maryland Last Week: W, 42-16, Indiana HawkeyeSports.com</p>	<p>Michigan (NOV. 3) Overall: 6-1 B1G: 4-0 This Week: at Michigan State Last Week: Wisconsin MGoBlue.com</p>
<p>WISCONSIN (NOV. 10) Overall: 4-2 B1G: 2-1 This Week: host Illinois Last Week: L, 13-38, Michigan UWBadgers.com</p>	<p>Rutgers (NOV. 17) Overall: 1-6 B1G: 0-4 This Week: host Northwestern Last Week: L, 7-34, Maryland ScarletKnights.com</p>	<p>MARYLAND (NOV. 24) Overall: 4-2 B1G: 2-1 This Week: at Iowa Last Week: W, 34-7, Rutgers UMTerps.com</p>

PENN STATE MEDIA SERVICES

FOOTBALL CONTACTS

Kris Petersen
 Cell: 814-883-4581
 E-mail: kap18@psu.edu
 Twitter: @GoPSUKris

Mark Brumbaugh
 Cell: 814-441-9145
 E-mail: mgb28@psu.edu
 Twitter: @markbrumbaugh

Paul Marboe
 Cell: 814-777-7604
 E-mail: prm5118@psu.edu
 Twitter: @pmarboe33

Assoc. AD for Strategic Communications: Jeff Nelson
Asst. AD for Strategic Communications: Kris Petersen
Associate Director: Rose Carter
Assistant Directors: Mark Brumbaugh, Pat Donghia, John Hanna, Paul Marboe, Nicole Praga, Will Rottler, Kevin Stoicovy, Jocelyn VerVelde, Chelsea Vielhauer
Admin. Assistant: Cristin Guiher
Strategic Communications Office: 814-865-1757
Website: GoPSUsports.com
Address: 101D Bryce Jordan Center, University Park, Pa., 16802

SUNDAY:
 9 a.m. - Updated stats available at GoPSUsports.com.

MONDAY:
 8 p.m. - Game Notes available at GoPSUsports.com.

TUESDAY:
 12:30 p.m. - Penn State Weekly Press Conference
 James Franklin and at least two players available for questions in person and via telephone at Beaver Stadium.
To participate please contact the Strategic Communications Office at 814-865-1757 prior to 11 a.m. ET. Please contact Strategic Communications for FTP information for video/audio from the press conference.

TUESDAY-WEDNESDAY:
 9 a.m. - 2 p.m. - Player Interviews
Selected players available via teleconference interviews. For information, please contact Cristin Guiher in PSU Strategic Communications (cms36@psu.edu; 814-865-1757).

WEDNESDAY:
 Approximately 6:05 p.m. - Practice Availability
Media can watch last 10 minutes of practice, James Franklin and one player will be available post-practice.

THURSDAY:
 11:30 a.m. - Thursday Assistant Coach Teleconference
Selected players available via teleconference interviews. For information, please contact Cristin Guiher in PSU Strategic Communications (cms36@psu.edu; 814-865-1757).

6:05 p.m. - "The Penn State Coaches Show Featuring James Franklin Presented by Pepsi" at Primanti Bros. and broadcast live on the Penn State Sports Network and LionVision on GoPSUsports.com.

SATURDAY:
 Post-Game: James Franklin and selected players will be available immediately following the game.
Please contact Strategic Communications for FTP audio/video information (home games only).

B1G STANDINGS

EAST	BIG TEN			OVERALL		
	W-L	%		W-L	%	AP USA
Ohio State	4-0	1.000		7-0	1.000	1-0 1-0
Michigan	4-0	1.000		6-1	.857	1-1 1-1
Michigan State	2-1	.667		4-2	.667	1-0 1-0
Maryland	2-1	.667		4-2	.667	1-1 1-1
PENN STATE	1-2	.333		4-2	.667	0-1 0-1
Indiana	1-3	.250		4-3	.571	0-1 0-1
Rutgers	0-4	.000		1-6	.143	0-1 0-1
WEST	W-L	%		W-L	%	AP USA
Northwestern	3-1	.750		3-3	.500	0-1 0-1
Wisconsin	2-1	.667		4-2	.667	0-1 0-1
Purdue	2-1	.667		3-3	.500	0-1 0-1
Iowa	2-1	.667		5-1	.833	1-0 1-0
Illinois	1-2	.333		3-3	.500	0-2 0-2
Minnesota	0-3	.000		3-3	.500	0-1 0-1
Nebraska	0-4	.000		0-6	.000	0-3 0-3

BIG TEN SCHEDULE (All Times Eastern)

SATURDAY, OCT. 20
PENN STATE at INDIANA, 3:30 p.m. (ABC) *
MARYLAND at IOWA, noon (ESPN2) *
MICHIGAN at MICHIGAN STATE, noon (FOX) *
NORTHWESTERN at RUTGERS, noon (BTN) *
ILLINOIS at WISCONSIN, noon (FS1) *
MINNESOTA at NEBRASKA, 3:30 p.m. (BTN) *
OHIO STATE at PURDUE, 7:30 p.m. (ABC) *

* Big Ten Game

BIG TEN MEDIA SERVICES

BIG TEN CONFERENCE RELEASE/STATISTICS:
 The Big Ten Conference football release, with standings and statistics, is available at www.bigten.org.

BIG TEN PLAYERS OF THE WEEK: The Big Ten Conference will be announcing Players of the Week every Monday during the season.

BIG TEN COACHES TELECONFERENCE: The Big Ten will conduct a football coaches teleconference every Tuesday during the season. All 14 head coaches will be available to answer questions for eight minutes. Please contact the Big Ten Communications staff (847-696-1010) for the phone numbers for the teleconference.

MONDAY	TUESDAY	WEDNESDAY	THURSDAY	FRIDAY	SATURDAY	SUNDAY
<p>Game Notes Available by 8 p.m. on GoPSUsports.com</p>	<p>James Franklin Press Conference 12:30 p.m. (ET)</p> <p>B1G Teleconference 1:28 p.m. (ET)</p> <p>Player Teleconferences</p>	<p>Practice Availability & James Franklin Post Practice Approx. 6:05 p.m.</p> <p>Player Teleconferences</p>	<p>PSU Asst. Coach Teleconference 11:30 a.m.</p> <p>Penn State Coaches Show 6:05 p.m. Primanti Bros.</p>	<p>No Coach/Player Availability</p>	<p>Indiana 3:30 p.m.</p> <p>ABC/Penn State Sports Network</p> <p>Memorial Stadium</p>	<p>Updated Statistics Available 9 a.m. GoPSUsports.com</p>



FRANKLIN FILE

Born: February 2, 1972
Hometown: Langhorne, Pa.
Wife: Fumi
Daughters: Shola & Addison

Education:
 Neshaminy High School, 1990
 East Stroudsburg, 1995; B.S. in Psychology
 Washington State, 1999; M.A. in Educational Leadership

Playing Career:
 East Stroudsburg; Quarterback, 1991-94

Coaching Experience

2014-pres.	Head Coach	Penn State
2011-13	Head Coach	Vanderbilt
2008-10	Asst HC/Off. Coord./QBs	Maryland
2006-07	Off. Coord./QBs	Kansas State
2005	Wide Receivers	Green Bay Packers
2000-04	Recruiting Coord./WRs	Maryland
1999	Wide Receivers	Idaho State
1998	Grad. Asst./Tight Ends	Washington State
1997	Wide Receivers	James Madison
1996	Grad. Asst./Secondary	East Stroudsburg
1995	Wide Receivers	Kutztown

BOWL RESULTS

Year	School	Bowl	Result (Opp.)
2011	Vanderbilt	Liberty	L, 24-31 (Cincinnati)
2012	Vanderbilt	Music City	W, 38-24 (N.C. State)
2013	Vanderbilt	BBVA Compass	W, 41-24 (Houston)
2014	Penn St.	PinStripe	W, 31-30 OT (Boston College)
2015	Penn St.	TaxSlayer	L, 17-24 (Georgia)
2016	Penn St.	Rose	L, 49-52 (USC)
2017	Penn St.	Fiesta	W, 35-28 (Washington)

CAREER RECORD

Year	School	Overall	Conf.	Of Note
2011	Vanderbilt	6-7	2-6	lost to Cincinnati, 31-24; Liberty Bowl
2012	Vanderbilt	9-4	4-4	No. 23; def. North Carolina State, 38-24; Music City Bowl
2013	Vanderbilt	9-4	5-3	No. 20; def. Houston, 41-24; BBVA Compass Bowl
2014	Penn State	7-6	2-6	2nd PSU coach to start career 4-0; def. BC, 31-30 (OT) PinStripe Bowl
2015	Penn State	7-6	4-4	lost to Georgia, 24-17; TaxSlayer Bowl
2016	Penn State	11-3	8-1	No. 7; Big Ten East & Big Ten Champs; lost to USC, 52-49; Rose Bowl
2017	Penn State	11-2	7-2	No. 8; def. Washington, 25-28; Fiesta Bowl
2018	Penn State	4-2	1-2	
Total (8 Years)		64-34	33-28	Seven Bowl Appearances
Vanderbilt Record (3 Years)		24-15	11-13	Consecutive Top-25 Finishes for 1st Time in VU History
Penn State Record (5 Years)		40-19	22-15	2016 Big Ten Champs; Four Consecutive Bowl Appearances

HEAD COACH JAMES FRANKLIN

CAREER AT A GLANCE

- Franklin was named the 16th head football coach in the storied history of the Nittany Lion program on January 11, 2014.
- Franklin enters his eighth year as a collegiate head coach, leading his first seven squads to a bowl game.
- Franklin is one of nine current FBS head coaches to lead his teams to a bowl game in each of his first seven seasons as a head coach. He is one of six current Autonomy 5 head coaches to accomplish the feat.
- He owns a 64-34 career record, with six consecutive winning seasons.
- Franklin has led his teams to two Top 10 finishes (2 at Penn State) and four Top 25 finishes (2 at Vanderbilt; 2 at Penn State).
- Franklin led the Nittany Lions to back-to-back New Year's Six bowls in 2016 (Rose) and 2017 (Fiesta) for the first time since 1985 (Orange) and 1986 (Fiesta).
- Franklin has 23 years of coaching experience at the collegiate and NFL level.
- In his seven years as a head coach, Franklin mentored 57 players who have gone on to the NFL ranks.
- Franklin has secured Top 25 recruiting classes each of his last six seasons, including a Top 5 class at Penn State in 2018.

NITTANY LIONS ON THE FIELD

2017 SEASON

- Penn State continued to be among the nation's elite in 2017, climbing as high as No. 2 in the rankings and appearing in a second-straight New Year's Six bowl, earning a 35-28 win over No. 11 Washington in the PlayStation Fiesta Bowl.
- The Nittany Lions earned back-to-back 11-win seasons for the fifth time in program history and first time since 2008 and 2009 with an 11-2 record.
- Penn State finished the season No. 8 in the Associated Press and Amway Coaches polls and No. 9 in the final CFP rankings. It was the 24th Top 10 AP finish in program history.
- The Nittany Lions used a balanced attack with a high-scoring offense and a stingy defense to lead FBS in scoring differential with a +24.6 margin.
- Offensively, Penn State finished seventh in FBS with a 41.1 scoring average, which is the third-highest in program history, and 19th in total offense with a 460.3 average, which also ranks third in PSU history.
- Defensively, the Nittany Lions were seventh in FBS in scoring average (16.5 ppg) and sacks (3.23 spg), while coming in 17th in total defense (329.5).
- Penn State posted back-to-back-to-back 40-sack seasons for the first time since 2005-07.
- Running back Saquon Barkley capped a stellar collegiate career by winning the Paul Hornung Award for the nation's most versatile player, three major Big Ten awards – Graham-George Big Ten Offensive Player of the Year, Ameche-Dayne Big Ten Running Back of the Year, Rodgers-Dwight Big Ten Return Specialist – and the Chicago Tribune Silver Football for the second-straight season. Barkley is just the fifth player since 1924 to win two Silver Football honors.
- Barkley became the 100th first-team All-American in program history with Consensus All-America honors and finished fourth in the Heisman Trophy voting.

- The Nittany Lions had 18 players garner All-Big Ten accolades, including four first-team selections in Barkley (running back and return specialist), Marcus Allen and Mike Gesicki.
- Quarterback Trace McSorley, the Offensive MVP of the PlayStation Fiesta Bowl, followed up his record-breaking 2016 campaign with another outstanding season. In 2017, McSorley broke the Penn State single-season record for completions (284), total offense (4,061), touchdowns responsible for (37), 300-yard passing games (5) and 200-yard passing games (11).
- McSorley also became the second player in Big Ten history with 25 passing touchdowns and 10 rushing scores in a season, joining Ohio State's J.T. Barrett (2014, 2017).
- Wide receiver DaeSean Hamilton ended his Penn State career as the program's career receptions leader (214) and second in school history in receiving yards (2,842).
- The Nittany Lions sent nine players to senior all-star games, which is the most since 2003 when nine student-athletes were in postseason games (Senior Bowl: Allen, Gesicki, Hamilton, Christian Campbell; East-West Shrine Bowl: Hamilton, Jason Cabinda, Curtis Cothran, Parker Cothren, Grant Haley; NFLPA Collegiate Bowl: Troy Apke).

2016 SEASON

- Penn State surged in 2016, winning nine consecutive games en route to the Big Ten Championship, a Rose Bowl berth and an 11-3 overall record.
- Penn State finished the season ranked No. 5 in the College Football Playoff rankings and No. 7 in the Associated Press and Amway Coaches polls. It was Penn State's highest finish in the polls since 2005.
- The Lions claimed their fourth overall Big Ten Championship and first outright title since 1994 with a thrilling 38-31 comeback win over Wisconsin in the Big Ten Championship Game.
- In 2016, Franklin was honored as Sporting News National Coach of the Year and the Woody Hayes National Coach of the Year, as well as the Dave McLain Big Ten Coach of the Year and Associated Press Big Ten Coach of the Year.
- Franklin was also a finalist for the Paul "Bear" Bryant, Eddie Robinson and Associated Press National Coach of the Year awards.
- The 2016 season brought record-breaking performances from the Lions as the offense set marks for total offense (6,056), passing yards (3,650), points scored (526) and double-digit comeback wins (4).
- The Lions' +14.4 scoring improvement in 2016 ranked fourth in FBS and second among Autonomy 5 schools.
- Barkley was selected as the Graham-George Big Ten Offensive Player of the Year, Big Ten Running Back of the Year and Chicago Tribune Silver Football winner for the conference's top player.
- McSorley was named the Grange-Griffin Big Ten Championship Game MVP, as well as earning Maxwell Club Tri-State Player of the Year and All-Big Ten second team honors. He was the first Penn State quarterback to win all-conference honors since Daryll Clark in 2009.
- Not to be outdone, the Lion defense finished seventh in FBS in tackles for loss (8.1) and 19th in sacks (2.86).

2015 SEASON

- Franklin guided the Nittany Lions to a 7-6 record in 2015 and a berth in the TaxSlayer Bowl.
- Under Franklin's tutelage, Carl Nassib claimed a trio of national awards – Lombardi Award, Lott IMPACT Trophy and Ted Hendricks Award – and became Penn State's 13th unanimous Consensus All-American.
- Nassib also led the nation in sacks with a school-record 15.5 in 2015.
- The 2015 season also saw Christian Hackenberg break every Penn State career passing record, including passing yards, passing touchdowns and completions, and true freshman Saquon Barkley break the freshman season rushing record with a 1,000-yard campaign.
- Barkley was named the Big Ten Network's Freshman of the Year and claimed second team All-Big Ten honors, while wide receiver Chris Godwin (second team) and defensive tackles Austin Johnson (second team) and Anthony Zettel (third team) also earned All-Big Ten accolades.

2014 SEASON

- Franklin's first season was bookended with a pair of thrilling victories for the Nittany Lions. The Penn State head coach's inaugural season began with a final-play 26-24 victory over UCF in Dublin, Ireland, in Penn State's first-ever international game and ended with a comeback, a 31-30 overtime win over Boston College in the New Era Pinstripe Bowl in Yankee Stadium. The Nittany Lions overcame a 14-point deficit late in the third quarter, tying the largest comeback in Penn State's bowl history.
- With the Pinstripe Bowl win, Franklin became just the third Penn State coach to lead the team to at least seven wins in his first season, joining Dick Harlow (1915) and Bill O'Brien (2012).
- Franklin guided the Nittany Lions to a 4-0 start, joining Harlow as the only first-year Penn State coaches to win their initial four games.
- In Franklin's first season at Penn State, he helped Mike Hull to the Butkus-Fitzgerald Big Ten Linebacker of the Year award to carry on the "Linebacker U" tradition.
- Zettel earned All-Big Ten first team honors, while receiver DaeSean Hamilton garnered All-Big Ten second team accolades after pulling in 82 catches for 899 yards.

NITTANY LIONS IN THE CLASSROOM

- The Nittany Lions had a program-record 35 student-athletes claim Academic All-Big Ten honors in the fall of 2017.
- Tyler Yazujian collected a berth on the CoSIDA Academic All-America® first team in 2016 after an appearance on the second team in 2015.
- The 2015 fall semester saw the Nittany Lions post a record 56 squad members with at least a 3.0 grade-point average (GPA), marking the fifth consecutive semester (including summer sessions) the Nittany Lions have had more than 50 student-athletes with a 3.0 GPA or better.
- The 56 Nittany Lions with a 3.0 GPA or higher surpasses the mark of 55 set by the 2008 fall semester for the most 3.0 students in a semester in football program history.
- Additionally, 22 Nittany Lions earned Academic All-Big Ten recognition in 2015.
- A total of 23 Nittany Lions posted a 3.5 GPA or higher in the 2015 fall semester, with 19 earning Dean's List recognition for having 3.5 GPA or higher with 12 credits earned in undergraduate work.
- The Nittany Lion freshmen were impressive in the 2015 fall semester with 14 posting a 3.0 or higher.
- During Franklin's first fall semester on campus, the football student-athletes set program records with 25 student-athletes earning Dean's List recognition (3.5 GPA) and 57 players owning a cumulative 3.0 GPA or higher after the 2014 fall semester.
- Additionally, 51 squad members compiled at least a 3.0 GPA in the fall of 2014, the third-highest semester total in program history.
- The spring of 2015 saw continued success in the classroom with 51 student-athletes compiling at least a 3.0 GPA, marking the first time in program history with 50 or more 3.0s in a spring semester.

NITTANY LIONS IN THE COMMUNITY

- The Nittany Lions are active in the community, participating in activities such as Uplifting Athletes, THON, Pennsylvania Special Olympics Summer Games, State College Area Food Bank and Penn State Hershey Children's Hospital visits.
- In 2017, linebacker Brandon Smith was selected to the Allstate AFCA Good Works team for his selflessness and community service. He was one of 11 FBS honorees in 2017 and is the first Nittany Lion to claim the award since Ben Kline in 2015, and the fourth overall.
- The football team's 2,100 hours of community service in 2014-15 equated to nearly 40 percent of the 5,300 community service hours by Penn State student-athletes.
- The engaging and enthusiastic Franklin is a popular speaker and media interview subject. He was a guest analyst on ESPN's coverage from the site of college football's National Championship game, spending a day appearing on various ESPN platforms in 2013 and 2014. In 2015, Franklin joined the FOX studio crew for pregame, halftime and postgame coverage of the Big Ten Championship Game.
- In February 2015, Franklin was the lone college head coach among the speakers and panelists at the prestigious MIT Sloan Sports Analytics Conference in Boston. He was a panelist for the session, "The Formula to Win: College Football Analytics," which was moderated by ESPN reporter Rachel Nichols.



RECRUITING SUCCESS

- Franklin's recruiting classes in the last four years have been ranked an average of 15.5 nationally, which is a significant jump from the 40.8 average from 2012-14.
- Sixty-nine of the 113 signees under Franklin are from within a 250-mile radius of State College.
- Six of the 15 highest-ranked 247Sports Composite recruits at Penn State since 2000 have been signed by Franklin.
- The 2018 recruiting class was ranked No. 4 among all three major recruiting outlets - 247Sports, ESPN.com and Rivals. The No. 4 finish is the highest in program history.
- The 3.74 average star ranking for the 2018 class was the highest since 2010 (3.89) according to 247Sports Composite.
- Penn State signed Rivals No. 1 Pennsylvania recruit in three-straight years (2018 - Micah Parsons; 2017 - Lamont Wade; 2016 - Miles Sanders) for the first time since 2004 (Anthony Morelli), 2005 (Justin King) and 2006 (Jared Odrick).
- With the signing of Micah Parsons, Justin Shorter and Ricky Slade, Penn State inked three 247Sports Composite 5-star recruits for the first time since rankings began in 2001.
- The Nittany Lions also signed 12 ESPN300 recruits for the first time since 2006, when ESPN rankings started.
- Parsons was the No. 5-rated recruit in the 247Sports Composite, which is the highest recruit signed by Penn State since 2005 when Derrick Williams was the No. 4 overall recruit.
- In 2017, the newest set of Nittany Lions finished in the Top 15 in the country, ranking as high as 12th by Rivals.
- The Class of 2016 at Penn State finished in the Top 20, ranking as high as 18th by ESPN, and featured a pair of five-star recruits.
- In 2016, Franklin secured the No. 1 player in the state of Pennsylvania (Sanders) for the first time since Jared Odrick (2006).
- The Nittany Lions laid claim to the No. 1 running back in the state of Pennsylvania in 2015 (Saquon Barkley) and 2016 (Sanders).
- In February 2015, the Nittany Lions' highly-regarded class of 25 signees was ranked in the Top 15 nationally by the four major recruiting services.
- Franklin and his staff organized a Top 25 recruiting class in short order after being hired at Penn State in January 2014.
- While at Vanderbilt, Franklin assembled a recruiting class that finished as high as 19th in 2014.
- In each of his three seasons in Nashville, Franklin signed classes that finished in the Top 50 nationally. Prior to Franklin's arrival, the Commodores average class rank was 64.6 since 2000 (based on 247Sports composite).

HELPING THE COMMODORES GET THEIR WINGS

- Franklin directed Vanderbilt to consecutive Top 25 finishes for the first time in the 124-year history of the program (No. 23/24 - 2013 & No. 23/20 - 2012).
- The Commodores finished 23rd in the final 2012 Associated Press poll, marking their first AP final ranking since 1948.
- Franklin's 24 wins tied Dan McGugin for the most by a Vanderbilt coach in his first three seasons.
- Franklin led Vanderbilt to a bowl game in each of his three seasons in Nashville, with the last two years resulting in wins over NC State (Music City Bowl) and Houston (BBVA Compass Bowl). The Commodores had played in four bowl games all-time in the 121 seasons prior to his arrival, none in consecutive years.
- Vanderbilt had posted four nine-win seasons in program history, with Franklin's last two teams comprising half of the total.
- Over the last 20 games during the 2012-13 seasons, the Commodores' 16-4 record was second-best in the SEC to Alabama's 17-3 mark.
- Franklin guided the Commodores to a 6-6 regular-season record and earned a berth in the Liberty Bowl during his first season after inheriting a Vanderbilt team that finished 2-10 in both 2009 and 2010, with a combined mark of 1-15 SEC play.
- The 2011 bowl berth was Vanderbilt's second since 1983 and running back Zac Stacy broke the Commodores' season record with 1,193 rushing yards.



6 2018 PENN STATE FOOTBALL

- The Commodores had a breakthrough campaign in 2012 under Franklin, finishing on a seven-game winning streak (longest since 1948) to post a 9-4 mark, Vanderbilt's most wins in 97 years, and a berth in the Music City Bowl, in which VU defeated NC State, 38-24.
- A victory at Missouri sparked an 8-1 finish, which included three consecutive SEC road wins for the first time in program history.
- The Commodores were 5-3 in SEC play, winning five SEC games for the first time since 1935, and posted two shutouts for the first time since 1968.
- Franklin was among five finalists for the Bear Bryant National Coach of the Year award in 2012.
- Stacy became the first player in Vanderbilt history to rush for 1,000 yards in consecutive seasons, gaining 1,141 yards to finish his career with a school-record 3,143 yards and 30 rushing touchdowns.
- Wide receiver Jordan Matthews broke the Vanderbilt season receiving record with 1,363 yards on 94 catches.
- Vanderbilt continued its historic rise under Franklin during the 2013 season, capping a school-record second consecutive 9-4 campaign with a 41-24 win over Houston in the BBVA Compass Bowl.
- The Commodores defeated Florida, Georgia and Tennessee in the same season for the first time in program history, winning in Gainesville and Knoxville.
- Franklin helped Matthews develop into a two-time All-American and the SEC's career leader in receptions (262) and receiving yardage (3,759). Matthews broke the SEC season record with 112 receptions for 1,477 yards and seven touchdowns in 2013, becoming the first SEC receiver to make 100 catches in a season.

RIISING UP THE RANKS

- Franklin began his coaching career as the wide receivers coach at Kutztown (Pa.) University (1995) and was a graduate assistant coach at his alma mater, East Stroudsburg (Pa.) University in 1996, working with the secondary.
- He then was the wide receivers coach at James Madison (1997), a graduate assistant (tight ends) at Washington State in 1998 and the wide receivers coach at Idaho State (1999).
- In 2000, Franklin was named the wide receivers coach at Maryland under head coach Ron Vanderlinden, who would go on to coach the Penn State linebackers from 2001-13.
- Franklin continued in that role under new head coach Ralph Friedgen in 2002 and '03 and helped the Terps to three consecutive 10-win seasons, including an appearance in the 2002 FedEx Orange Bowl. In 2003, Franklin added duties as recruiting coordinator and directed back-to-back recruiting classes ranked in the Top 25 nationally. Franklin and former Nittany Lion head coach Bill O'Brien (running backs) were Maryland assistant coaches in 2003 and '04 under Friedgen.
- After five successful years at Maryland, Franklin was named wide receivers coach on Mike Sherman's Green Bay Packers staff in 2005. During that season, Green Bay ranked third in the NFL in receptions (383) and seventh in receiving yards (3,766). Donald Driver was among the top receivers in the NFL, ranking second in receptions and eighth in receiving yards, with a then-career-high 86 catches for 1,221 yards.

- Franklin served as the offensive coordinator and quarterbacks coach at Kansas State during the 2006-07 seasons under head coach Ron Prince. In 2006, he helped the Wildcats to their first winning season in four years. Franklin coached quarterback Josh Freeman and oversaw an offense that produced a 3,000-yard passer (Freeman), 1,500-yard receiver (All-American wide receiver Jordy Nelson) and 1,000-yard rusher (James Johnson) during the 2007 season, a first in school history. Freeman would go on to become the Wildcats' highest NFL offensive draft pick since 1954 when the Tampa Bay Buccaneers selected him 17th overall in the 2009 NFL Draft.
- Franklin returned to Maryland in 2008 as the Terps' assistant head coach and offensive coordinator. He helped the Terrapins to victories in the 2008 Humanitarian Bowl and the 2010 Military Bowl. The 2010 squad was among the national leaders in scoring offense at 32.2 points per game and was led by ACC Rookie of the Year quarterback Danny O'Brien. He threw for 2,438 yards, 22 touchdowns and only eight interceptions in 2010, with All-ACC receiver Torrey Smith making 67 catches for 1,055 yards and 12 scores.
- In 1998, Franklin began his participation in the NFL's Minority Coaching Fellowship Program, starting with a stint with the Miami Dolphins and working with Hall of Fame quarterback Dan Marino. Franklin also worked with Donovan McNabb of the Philadelphia Eagles (1999) and Minnesota Vikings (2008) in the NFL program.

PLAYING CAREER

- Franklin was a four-year letterman at quarterback and a two-time All-PSAC selection at East Stroudsburg.
- Franklin graduated having broken or tied 23 school records.
- He set seven school records as a senior to earn team MVP honors and was a Harlon Hill Trophy nominee as the NCAA Division II Player of the Year.
- Among the season records he set were for total offense (3,128 yards), passing yards (2,586) and touchdown passes (19).
- Franklin was inducted into the East Stroudsburg Athletics Hall of Fame October 15, 2016.

PERSONAL

- Franklin graduated from East Stroudsburg (Pa.) University in 1995 with a degree in psychology and earned a master's degree in educational leadership from Washington State University.
- Franklin graduated from Neshaminy High School in Langhorne.
- Franklin and his wife, Fumi, have two daughters, Shola and Addison.



NATIONAL POLLS

PENN STATE IN THE POLLS

Date	CFP	AP	COACHES
Preseason	N/A	10	9
Week 2 (9/4)	N/A	13	10
Week 3 (9/9)	N/A	11	10
Week 4 (9/16)	N/A	10	9
Week 5 (9/23)	N/A	9	9
Week 6 (9/30)	N/A	11	11
Week 7 (10/7)	N/A	8	8
Week 8 (10/14)	N/A	18	16
Week 9 (10/21)	N/A		
Week 10 (10/28)			
Week 11 (11/4)			
Week 12 (11/11)			
Week 13 (11/18)			
Week 14 (11/25)			
Week 15 (12/2)			

AP (Week 8)

1. Alabama (60)	7-0	1524
2. Ohio State (1)	7-0	1457
3. Clemson	6-0	1392
4. Notre Dame	7-0	1355
5. LSU	6-1	1244
6. Michigan	6-1	1146
7. Texas	6-1	1144
8. Georgia	6-1	1085
9. Oklahoma	5-1	999
10. UCF	6-0	979
11. Florida	6-1	931
12. Oregon	5-1	917
13. West Virginia	5-1	700
14. Kentucky	5-1	678
15. Washington	5-2	640
16. NC State	5-0	592
17. Texas A&M	5-2	551
18. PENN STATE	4-2	523
19. Iowa	5-1	266
20. Cincinnati	6-0	243
21. South Florida	6-0	242
22. Mississippi State	4-2	231
23. Wisconsin	4-2	226
24. Michigan State	4-2	199
25. Washington State	5-1	136

Others receiving votes: Stanford 71, USC 53, San Diego State 53, **Appalachian State 51**, Colorado 49, Miami 38, Utah State 38, Utah 33, Duke 17, Texas Tech 8, Fresno State 7, Houston 3, Virginia 2, **Maryland 2**

AMWAY COACHES (Week 8)

1. Alabama (61)	7-0	1597
2. Ohio State (1)	7-0	1518
3. Clemson (2)	6-0	1484
4. Notre Dame	7-0	1408
5. LSU	6-1	1303
6. Georgia	6-1	1163
7. Michigan	6-1	1149
8. Texas	6-1	1138
9. UCF	6-0	1034
10. Oklahoma	5-1	1019
11. Oregon	5-1	927
12. Florida	6-1	918
13. West Virginia	5-1	768
14. Washington	5-2	682
15. NC State	5-0	637
16. PENN STATE	4-2	604
17. Kentucky	5-1	589
18. Texas A&M	5-2	501
19. Wisconsin	4-2	399
20. South Florida	6-0	346
21. Cincinnati	6-0	248
22. Iowa	5-1	218
23. Washington State	5-1	211
24. Stanford	4-2	147
25. Colorado	5-1	141

Others receiving votes: Miami 124, Mississippi State 110, **Michigan State 98**, San Diego State 71, Duke 60, **Appalachian State 55**, Utah State 33, Utah 32, USC 25, Houston 7, Fresno State 6, South Carolina 5, Army 4, Virginia 4, Auburn 4, Virginia Tech 3, North Texas 3, Iowa State 3, Boston College 1, UAB 1, Texas Tech 1, Buffalo 1

LEADERSHIP



TEAM CAPTAINS ELECTED

- Seniors **Trace McSorley** and **Nick Scott** and junior **Blake Gillikin** have been voted as team captains for the 2018 season by their teammates.
- McSorley and Scott are team captains for the second-straight season.
- Gillikin is coming off a season in which he garnered second-team All-Big Ten accolades from the coaches and media. He also took home second-team all-conference honors from the Associated Press and was honorable-mention All-America by GPR Punt Ratings. He finished 35th in FBS with a 43.2 punting average and was fourth in FBS in coffin wedge average (89.84) according to GPR Punt Rating. Gillikin also excelled in the classroom, earning CoSIDA Academic All-District and Academic All-Big Ten honors while maintaining a 4.0 cumulative grade-point average.
- McSorley, who was a captain in 2017, enters his final season in the Blue & White having thrown a touchdown pass in 28-straight games, the longest active streak in FBS. He holds the Penn State career records for completion percentage (61.8), passing efficiency (152.9), passing touchdowns (59), total offense (8,268). He also owns the Penn State season marks for passing yards (3,614; 2016), completions (284; 2017), passing touchdowns (29; 2016), total offense (4,061; 2017), 300-yard passing games (5; 2016 and 2017), 200-yard passing games (11; 2016 and 2017) and touchdowns responsible for (37; 2017). In 2017, McSorley became just the second player in Big Ten history to have 25 passing touchdowns and 10 rushing scores in the same season, joining Ohio State's J.T. Barrett (2014 and 2017). McSorley earned his second consecutive berth on the All-Big Ten second team as selected by the coaches and media last season. McSorley was a finalist for the Johnny Unitas Golden Arm Award and Manning Award.
- Scott, who was a captain last season, had 33 tackles, including 1.5 tackles for loss. He scooped up a fumble against Indiana, which was forced by Irvin Charles on Hooiser punt return, and took it 13 yards for his second career touchdown. He previously had a rushing touchdown against Army in 2015. A leader on special teams, Scott finished third on the team with nine tackles on special teams with eight coming on kickoffs and one on punt coverage in 2017.



LEADERSHIP COUNCIL ANNOUNCED

- The Leadership Council, which is comprised of 13 seniors, five juniors, three sophomores and three redshirt freshmen (24 total), serves as the voice for the team in the decision-making process.
- This year's Leadership Council members are: seniors **Mark Allen, Torrence Brown, Jake Cooper, Koa Farmer, Trace McSorley, Amani Oruwariye, Nick Scott, Charlie Shuman, Johnathan Thomas, DeAndre Thompkins, Kyle Vasey, Jason Vranic** and **Chaz Wright**; juniors **Ryan Bates, Blake Gillikin, Juwan Johnson, John Reid** and **Tommy Stevens**; sophomores **Tariq Castro-Fields, Will Fries** and **Michal Menet**; and freshmen **Sean Clifford, Jonathan Sutherland** and **C.J. Thorpe**.
- This group is not only charged with leading the team, but the expectation is to also uphold the program's four core values: positive attitude, great work ethic, competitive in everything and must be willing to sacrifice. The Leadership Council meets at least twice a month in Franklin's office and has a profound impact on the chemistry and culture of the entire organization.

8 2018 PENN STATE FOOTBALL

SERIES NOTES

HEAD COACH TOM ALLEN

- Tom Allen was named Indiana University's 29th head football coach on Dec. 1, 2016. He made his head coaching debut in the 2016 Foster Farms Bowl.
- Allen joined Indiana as the associate head coach and defensive coordinator prior to the 2016 season.
- Since his arrival, Indiana is the most improved team nationally in total defense (-169.4 ypg) and passing defense (-134.1 ypg), the sixth-most improved in third down defense (-12.2 percent) and the ninth-most improved in points per game allowed (-12.3 ypg).
- He was a nominee for the 2016 Broyles Award, which honors college football's top assistant coach.
- A 26-year coaching veteran, Allen was the defensive coordinator at USF in 2015, the linebackers coach and special teams coordinator at Ole Miss (2012-14), the assistant head coach at Arkansas State (2011) and the defensive coordinator and linebackers coach at Drake University (2010).

SCOUTING THE HOOSIERS

- Indiana is 4-3 overall and 1-3 in Big Ten play. The Hoosiers opened the season with three-straight non-conference wins over FIU, Virginia and Ball State and own a Big Ten win over Rutgers, but they have been defeated by Michigan State, Ohio State and Iowa.
- Indiana uses a pass-heavy attack on offense, as quarterback Peyton Ramsey ranks third in the Big Ten and 10th in FBS averaging 24.57 completions per game, but yielding just 9.44 yards per completion. His 68.0 completion percentage ranks fourth in the Big Ten at 17th in FBS.
- Stevie Scott leads the ground game, ranking sixth in the Big Ten with 79.6 rushing yards per game.
- Indiana has taken advantage of turnovers this season, as it has scored 48 points off of 14 takeaways. The Hoosiers have a takeaway in all seven games and an interception in six of seven games.
- J-Shun Harris II is the Big Ten's leading punt returner averaging 12.5 yards per return (11th FBS). He also returned a punt for a touchdown against Ball State. It was his third career punt return touchdown, tying the Indiana school record.

TOP PERFORMANCES - PENN STATE

Rushing	
Bill Belton	16 for 137 yds, 1 TD ('14)
Zack Zwinak	29 for 135 yds, 1 TD ('02)
Larry Johnson	28 for 327 yds, 4 TD ('02)

Passing	
Trace McSorley	23-of-36, 315 yds, 2 TD ('17)
Trace McSorley	16-of-30, 332 yds, 2 TD ('16)
Christian Hackenberg	21-of-39, 262 yds, 2 TD ('15)
Christian Hackenberg	30-of-55, 340 yds, 3 TD ('13)
Matt McGloin	22-of-32, 395 yds, 4 TD ('12)
Matt McGloin	22-of-31, 315 yds, 2 TD ('10)

Receiving	
DaeSean Hamilton	9 for 122 yds, 3 TD ('17)
Allen Robinson	12 for 173 yds, 2 TD ('13)
Allen Robinson	10 for 197 yds, 3 TD ('12)
Jordan Norwood	8 for 65 yds, 1 TD ('07)
Michael Robinson	6 for 99 yds, 1 TD ('04)
Tony Johnson	5 for 132 yds ('01)
Joe Jureviclus	4 for 156 yds ('96)

TOP PERFORMANCES - INDIANA

Rushing	
BenJarvus Green-Ellis	42 for 203 yds ('03)

Passing	
Richard Lagow	23-of-40, 292 yds, 2 TD ('16)
Nate Sudfeld	23-of-38, 321 yds, 2 TD ('13)
Cameron Coffman	33-of-59, 454 yds, 2 TD ('12)
Ben Chapel	32-of-51, 298 yds, 2 TD ('09)
Kellen Lewis	20-of-37, 379 yds ('07)
John Paci	20-of-37, 379 yds ('93)

Receiving	
Cody Latimer	9 for 140 yds ('13)
Shane Wynn	12 for 108 yds ('12)
James Hardy	14 for 142 yds, 2 TD ('07)
Thomas Lewis	12 for 285 yds ('93)

SERIES RECORD

A series that dates back to 1993 when Penn State became a member in the Big Ten, Penn State and Indiana meet for the 22nd time in 26 Big Ten seasons and for the 12th consecutive season. The Nittany Lions are 20-1 all-time against the Hoosiers, including an 8-1 mark in Bloomington. Penn State rallied for a 45-31 victory in 2016 the last time it visited the Hoosiers, and won 45-14 in Beaver Stadium last season.

Year	Site	Result
1993	Home	Penn State, 38-31
1994	Away	Penn State, 35-29
1995	Home	Penn State, 45-21
1996	Away	Penn State, 48-26
1999	Home	Penn State, 45-24
2000	Neutral	Penn State, 27-24
2001	Home	Penn State, 28-14
2002	Away	Penn State, 58-25
2003	Home	Penn State, 52-7
2004	Away	Penn State, 22-18
2007	Away	Penn State, 36-31
2008	Home	Penn State, 34-7
2009	Home	Penn State, 31-20
2010	Neutral	Penn State, 41-24
2011	Away	Penn State, 16-10
2012	Home	Penn State, 45-22
2013	Away	Indiana, 44-24
2014	Away	Penn State, 13-7
2015	Home	Penn State, 29-7
2016	Away	Penn State, 45-31
2017	Home	Penn State, 45-14

LAST MEETING

HAMILTON'S 3 TDs LEAD NO. 4 PENN STATE OVER INDIANA

The Penn State special teams units helped build a four-touchdown lead in the first quarter, as the fourth-ranked Nittany Lions defeated Indiana, 45-12. It was a historic afternoon for senior DaeSean Hamilton, who became Penn State's career receptions leader. With nine receptions for 122 yards and a career-high three touchdowns, Hamilton broke the record held by Deon Butler (179).

Saquon Barkley set the tone, returning the opening kickoff 98 yards for his first career return touchdown. Jason Cabinda, who matched a career high with 14 tackles in the game, forced a fumble on Indiana's first offensive drive to setup a touchdown drive for Penn State's second score. Then a pair of punts turned into scoring opportunities, as Irvin Charles forced a fumble on a punt return that was scooped up by Nick Scott for a touchdown, and punter Blake Gillikin absorbed a hit to draw a personal foul for a first down, leading to yet another touchdown drive. It marked the first time since 2001 that Penn State had two special teams touchdowns in the same game.

Indiana responded with a pair of touchdowns in the second quarter to cut the deficit in half, but the Hoosiers were shutout in the second half, while Penn State added a field goal and a pair of Hamilton touchdowns for the final margin. Turnovers were a factor throughout the game, as Penn State won the battle in the category, 4-1, forcing and recovering three fumbles and adding an Amani Oruwariye interception.

Barkley surpassed 200 all-purpose yards and added a touchdown pass to Hamilton in the fourth quarter to become the first Big Ten player and sixth in FBS since 1996 to return a kickoff for a touchdown and throw a touchdown pass in the same game. He finished with 205 all-purpose yards with 98 yards coming on the return, 56 yards rushing on 20 carries and 51 yards receiving on four catches.

Trace McSorley had his seventh 300-yard passing game of his career, completing 23-of-36 passes for 315 yards and two touchdowns. He also rushed for one touchdown.

TEAM STATISTICS

	IND	PSU
First Downs	19	20
Rushing Yards	177	39
Passing Yards	175	331
Passing (C-A-Int)	15-32-1	24-37-1
Total Offense	352	370
Plays	79	74
Fumbles (#-Lost)	3-3	0-0
Penalties (#-Yards)	2-20	2-7
Possession Time	26:31	33:29
3rd Down Conv.	7-18	6-18
Red-Zone	2-2	3-4
Touchdowns	2-2	3-4
Field Goals	0-0	0-4

GAME LEADERS

* Top performers from each school based on yardage.

PENN STATE		INDIANA	
Rushing		Rushing	
Saquon Barkley	20 for 56 yds	Peyton Ramsey	12 for 53 yds
DaeSean Hamilton	2 for 2 yds	Morgan Ellison	9 for 53 yds
Passing		Passing	
Trace McSorley	23-of-36 for 315 yds 2 TD/1 INT	Richard Lagow	7-of-15 for 97 yds 0 TD/0 INT
Receiving		Receiving	
DaeSean Hamilton	9 for 122 yds, 3 TD	Ian Thomas	5 for 91 yds
Juwan Johnson	4 for 63 yds	Simmie Cobb	5 for 44 yds, 1 TD
Tackles (U-A-Total)		Tackles (U-A-Total)	
Jason Cabinda	6-8-14	Tegray Scales	7-4-11
Manny Bowen	1-7-8	Tony Fields	7-3-10



OTHER

Date	Sept. 30, 2017
Location	University Park, Pa.
Stadium	Beaver Stadium
Attendance	107,542
Time of Game	3:16
Penn State	5-0, 2-0 Big Ten
Indiana	2-2, 0-2 Big Ten

INDIANA NOTES

PENN STATE-INDIANA CONNECTIONS

- Penn State junior running back **Mark Allen** and redshirt freshman defensive end **Shane Simmons** and Indiana junior defensive back Tyler Green played together at DeMatha Catholic in Maryland.
- Penn State sophomore QB **Sean Clifford** and Indiana redshirt freshman OL Dominic Altimari played together at St. Xavier in Cincinnati.
- Penn State sophomore WR **Mac Hippenhammer** and Indiana redshirt freshman Zenden Dellinger played together at R. Nelson Snider in Indiana.
- Penn State freshman DT **Judge Culpepper** and Indiana redshirt freshmen DB Juwan Burgess and LB Thomas Allen, sophomore WR Whop Philyor, and freshman LB Micah McFadden played together at H.B. Plant High School in Florida.

NITTANY LIONS FROM INDIANA

- WR **Mac Hippenhammer** - Fort Wayne/R. Nelson Snider
- QB **Tommy Stevens** - Indianapolis/Decatur Central

PENN STATE VS. BIG TEN

- Penn State has won 17 out of its last 21 games against Big Ten opponents.
- Penn State won 13 consecutive games against Big Ten opponents from 2016-17, breaking its record of 12 from 1993-94.
- Penn State owns a 209-103-3 mark against Big Ten Conference teams since the Nittany Lions first opposed Ohio State in 1912.
- The Nittany Lions began play as a member of the Big Ten Conference in 1993 and have a 128-77 mark.
- Penn State played 109 games vs. the current Big Ten alignment when either or both Penn State itself (prior to 1993) or the opponent (Nebraska prior to 2011; Maryland and Rutgers prior to 2014) was not yet a member of the Big Ten. The Nittany Lions went 80-26-3 in those games.

Opponent	Record	1st Meeting	Last Meeting
Illinois	19-5	1954	2018
Indiana	20-1	1993	2017
Iowa	15-12	1930	2017
Maryland	38-2-1	1917	2016
Michigan	8-13	1993	2017
Michigan State	15-17-1	1914	2018
Minnesota	9-5	1993	2016
Nebraska	8-9	1920	2013
Northwestern	14-5	1993	2017
Ohio State	14-20	1912	2018
Purdue	14-3-1	1951	2016
Rutgers	26-2	1918	2017
Wisconsin	9-9	1953	2016

HISTORIC SERIES

- Penn State has many long and storied series on the gridiron. The Nittany Lions have played 20 teams 20 or more times in the 132-year history of the program.
- Penn State owns a winning record against 16 of the 20 teams that it has met 20 or more times.
- Nine of the 20 teams are on the 2018 schedule, including Pitt (99 meetings), Iowa (27), Illinois (24), Indiana (21), Michigan (21), Ohio State (34), Michigan State (33) Rutgers (27) and Maryland (40).
- Since 2012, Penn State has played or has a future meeting scheduled meeting with 13 of the 20 teams (all of the FBS teams except Navy). Those opponents include: Army (2015), Illinois (2014-15, '18, '21), Iowa (2016-21), Pitt (2016-19), Syracuse (2012), Temple (2014-16) and West Virginia (2023-24), while the Lions will meet yearly with Big Ten East Division opponents Indiana, Maryland, Michigan, Michigan State, Ohio State and Rutgers.
- Fifteen of the 20 programs are currently members of NCAA Division I FBS. Bucknell, Lehigh and Penn are in NCAA Division I FCS, while Gettysburg and Lebanon Valley are Division III programs.

Team	Meetings	Record
Pitt	99	52-43-4
Syracuse	71	43-23-5
West Virginia	59	48-9-2
Penn ^	47	18-25-4
Temple	45	40-4-1
Maryland *	41	38-2-1
Bucknell ^	38	28-10
Navy	38	19-17-2
Ohio State *	34	14-20
Michigan State *	33	15-17-1
Gettysburg ^	28	27-0-1
Iowa *	27	15-12
Rutgers *	28	26-2
Army	26	14-10-2
Boston College	24	20-4
Lehigh ^	23	16-6-1
Illinois *	24	19-5
Indiana *	21	20-1
Michigan *	21	8-13
Lebanon Valley ^	20	20-0

* - Current Big Ten team | ^ - Current Non-FBS university

ON TV

- Penn State has had 299 of its last 301 games televised, including 191 consecutive games.
- Over the last 14 seasons, every Penn State game has aired on either ABC, FOX, BTN, NBC or an ESPN channel.

RECORD BREAKDOWN

Overall Record	4-2
Day Games	2-1
Night Games (6 p.m. or later)	2-1
TV Games	0-0
ABC	1-1
BTN	1-1
FS1	2-0
Scoring First	4-2
Opponent Scoring First	0-0
Leading at the Half	3-2
Trailing at the Half	0-0
Tied at the Half	1-0
Leading after Third Qtr.	4-1
Trailing after Third Qtr.	0-1
Tied after Third Qtr.	0-0
Overtime Games	1-0
Scoring less than 20 pts	0-1
Scoring 20-29 points	0-1
Scoring 30-39 Points	0-0
Scoring 40+ Points	4-0
Allowing 10 points or less	2-0
Allowing 11-20 points	0-0
Allowing 21-30 points	1-2
Allowing 31+ points	1-0
Rushing for less than 100 yds	0-0
Rushing for 100-199 yds	0-0
Rushing for 200-299 yds	3-2
Rushing for 300+ yds	1-0
Passing for less than 200 yds	1-1
Passing for 200-299 yds	2-1
Passing for 300-399 yds	1-0
Passing for 400+ yds	0-0
Totaling less than 300 yds total offense	0-0
300-399 yds of total offense	1-1
400-499 yds of total offense	1-1
500+ yds of total offense	2-0
Allowing less than 100 yds rushing	1-0
Allowing more than 100 yds rushing	3-2
Allowing less than 300 yds total offense	1-0
Allowing 300+ yds total offense	3-2
Having a 100-yd rusher	2-2
Having two 100-yd rushers	0-0
Not having a 100-yd rusher	2-0
Opp. having a 100-yd rusher	1-0
No turnovers	1-0
1-3 turnovers	3-2
3+ turnovers	0-0
No takeaways	1-0
1 or 2 takeaways	2-2
3 or more takeaways	1-0
More than 30:00 of possession	0-1
Less than 30:00 of possession	4-1

RANKINGS COMPARISON

PSU	FBS	Conf	Stat	Conf	FBS	IND
37.5	83	8	3rd Down Offense Pct.	6	43	42.7
30.6	15	2	3rd Down Defense Pct.	12	80	40.0
55.4	100	11	Completion Pct.	2	10	68.7
24.08	28	4	Kick Return Avg.	12	107	18.14
239.3	62	8	Passing Offense	6	52	249.9
209.7	49	6	Passing Defense	8	71	227.6
11.55	42	3	Punt Return Avg.	2	33	12.55
73.3	20	1	Red Zone Defense	12	106	90.9
96.4	9	2	Red Zone Offense	11	93	149.7
155.3	62	9	Rushing Defense	10	66	157.7
251.8	12	2	Rushing Offense	11	93	149.7
21.0	34	5	Scoring Defense	11	79	28.1
44.2	8	2	Scoring Offense	9	85	26.1
3.17	13	3	Team Sacks	10	87	1.71
28:09	101	13	Time of Possession	8	67	29:52
365.0	52	6	Total Defense	9	70	385.3
491.2	13	3	Total Offense	8	75	399.6
+1	57	8	Turnover Margin	4	39	+3

10 2018 PENN STATE FOOTBALL

WINNINGEST PROGRAMS

In its 132nd season of varsity football, Penn State has posted 882 victories to rank No. 8 in the nation. The Lions' success is not solely due to longevity though, as Penn State also ranks in the top 10 in all-time winning percentage.

As of Oct. 14, 2018.

TOTAL VICTORIES

1. Michigan (139)	Big Ten	949
2. Ohio State (129)	Big Ten	905
3. Texas (130)	Big 12	904
4. Alabama (124)	SEC	898
5. Nebraska (129)	Big Ten	893
6. Notre Dame (130)	Independent	893
7. Oklahoma (124)	Big 12	889
8. PENN STATE (132)	Big Ten	882
9. USC (125)	Pac-12	838
10. Tennessee (122)	SEC	836

WINNING PERCENTAGE (YEARS - MIN. 25 IN D1)

1. Michigan (139)	Big Ten	.730
2. Boise State (51)	Mountain West	.7266
3. Ohio State (129)	Big Ten	.7265
4. Notre Dame (130)	Independent	.726
5. Alabama (124)	SEC	.725
6. Oklahoma (124)	Big 12	.723
7. Texas (126)	Big 12	.706
8. USC (125)	Pac-12	.702
9. Nebraska (129)	Big Ten	.692
10. PENN STATE (132)	Big Ten	.688
11. Florida State (72)	ACC	.678
12. Tennessee (122)	SEC	.676
13. Georgia (125)	SEC	.6524
14. LSU (125)	SEC	.6516
15. Appalachian State (89)	Sun Belt	.640

THE ALL-TIME AP COLLEGE FOOTBALL POLL

The Associated Press updated its "All-Time AP Poll" this summer. Its formula counted poll appearances (1 point), No. 1 rankings (2 points) and AP championships (10 points). The first poll was in 1936. Entering 2018, Penn State was ranked 613 times (54% of all polls), have been voted No. 1 19 times and won two AP National Championships.

1. Ohio State	Big Ten	1,144
2. Alabama	SEC	1,093
3. Oklahoma	Big 12	1,086
4. Notre Dame	Independent	1,058
5. USC	Pac-12	996
6. Michigan	Big Ten	920
7. Nebraska	Big Ten	913
8. Texas	Big 12	827
9. Florida State	ACC	734
10. Florida	SEC	695
11. LSU	SEC	681
12. PENN STATE	Big Ten	671
13. Miami	ACC	665
14. Tennessee	SEC	638
15. Auburn	SEC	596
16. Georgia	SEC	593
17. UCLA	Pac-12	537
18. Washington	Pac-12	462
19. Clemson	ACC	459
20. Texas A&M	SEC	459
21. Michigan State	Big Ten	458
22. Arkansas	SEC	418
23. Wisconsin	Big Ten	367
24. Pittsburgh	ACC	358
25. Iowa	Big Ten	335

HIGHLIGHTS

PENN STATE IN THE POLLS

- Penn State is ranked No. 16 in the Amway Coaches Poll and No. 18 in the Associated Press poll.
- Penn State's 32-straight weeks in the AP Top 25 is the seventh-longest active streak in FBS. The Nittany Lions' streak ranking moved up one place as Auburn fell out of the Top 25 for the first time in 33 weeks.
- Penn State has been ranked in the last 11 CFP rankings, dating back to its first-ever appearance in the first poll of the 2016 season.

See National Polls on Page 7

HEARTBREAKERS

- The Nittany Lions' last five losses have been by a total of 12 points (2016: USC - 3 points; 2017: Ohio State - 1 point, Michigan State - 3 points; 2018: Ohio State - 1 point, Michigan State - 4 points), which is the smallest margin of defeat over five losses in program history.
- The 2016 loss to USC in the Rose Bowl and 2017 Michigan State loss came on field goals as time expired.
- Ohio State took leads with 1:48 remaining (2017) and 2:03 remaining (2018).
- Michigan State took its first lead in 2018 on a touchdown with 19 seconds remaining.
- Penn State last lost a game by more than four points on Sept. 24, 2016 at Michigan (49-10).

MILESTONE WATCH

- **Trace McSorley** is 390 yards shy of 9,000 career passing yards.
- ... 80 completions shy of 700 career completions.
- ... 44 yards shy of 10,000 career yards of total offense.
- ... 6 TDs shy of 100 career touchdowns responsible for.
- **Tommy Stevens** is 124 yards shy of 500 career rushing yards.
- **Juwan Johnson** is 8 yards shy of 1,000 career receiving yards.

See Records Watch on Pages 26-29

MILESTONES ACHIEVED

- **Miles Sanders** surpassed 1,000 career rushing yards with 162 against Michigan State.
- **Trace McSorley** surpassed 1,000 career passing attempts with 32 against Michigan State.
- ... 1,000 career rushing yards with 54 yards against Kent State.
- ... 9,000 career yards of total offense with 283 against Kent State.
- ... 8,000 career passing yards with 160 against Illinois.
- ... 600 career completions with 16 against Ohio State.
- **DeAndre Thompkins** surpassed 1,000 career receiving yards with 101 against Kent State.
- ... surpassed 500 career punt return yards with a 29-yard return against App State.

STREAKING

- QB **Trace McSorley** has thrown a touchdown pass in 34 consecutive games, dating to the 2016 TaxSlayer Bowl, extending his school record. It is the longest active streak in FBS and the fifth-longest in Autonomy Five history.
- Penn State has rushed for 200 yards in nine consecutive games, dating back to last season's Nebraska game on November 18, 2018.
- Penn State has scored first in its last nine games.
- The Lions have made 179 consecutive extra points.
- Penn State has won its last eight games against Big Ten West Division opponents.

WINNING WAYS

- Penn State is 24-5 in its last 29 games, the best span since going 24-5 from the final game of 2007 to the first two games of 2010.
- Penn State is 26-7 over the past three seasons (2016-18), for the eighth-best record in FBS.
- Dating back to 2015, Penn State has won 22 of its last 25 home games.
- Penn State's 40 wins over the last five years (2014-18) rank tied for 19th in FBS with five other teams and tied for third in the Big Ten (Ohio State, 56; Wisconsin, 49) with Michigan State and Iowa.
- Penn State's 82 wins over the last 10 years (2009-18) rank tied for 19th in FBS and fourth in the Big Ten (Wisconsin, 98; Ohio State, 97; Michigan State, 88).
- Penn State's 126 wins over the last 15 years rank tied for 17th in FBS and third in the Big Ten (Ohio State, 148; Wisconsin, 145).
- Penn State and Wisconsin are the only Big Ten teams to have posted a winning season in the last 13 consecutive years.
- Penn State is one of eight teams (USC, LSU, Florida State, Wisconsin, Oklahoma, Oregon, Virginia Tech) in the Autonomy Five to have a winning record each of the last 13 years.
- Overall in the FBS, Penn State is one of nine teams with a winning record in each of the last 13 years (Boise State).

McSORLEY MAKES HIS MARK

- QB **Trace McSorley** owns Penn State career records for passing yards (8,610), 300-yard passing games (10), 200-yard passing games (25), rushing touchdowns by a quarterback (24), passing touchdowns (70), total offense (9,956) and touchdowns responsible for (94).
- With 160 yards against the Illini, McSorley surpassed 8,000 passing for his career. He is the second Penn State player (Christian Hackenberg) and 22nd player in Big Ten history with 8,000 career passing yards.
- McSorley has 1,024 career passing attempts to rank third on Penn State's career list. He passed Matt McGloin (894; 2009-12) for the position against Pittsburgh. Next on the list is Zack Mills with 1,082 attempts (2001-04).

See Records Watch on Pages 26-29

AT THE START

Opponent	Coin Toss	Choice	PSU 1st Drive	Opponent 1st Drive	Game Captains
APPALACHIAN STATE	PSU	Receive	Touchdown	KO Return TD	Trace McSorley, Nick Scott, Blake Gillikin, Shareef Miller
at Pittsburgh	Pitt	Receive	Touchdown	Three-and-out (punt)	Trace McSorley, Nick Scott, Blake Gillikin
KENT STATE	KSU	Defer - PSU Received	Touchdown	Touchdown	Trace McSorley, Nick Scott, Blake Gillikin
at Illinois	ILL	Defer - PSU Received	Fumble Lost	Three-and-out (punt)	Trace McSorley, Nick Scott, Blake Gillikin
OHIO STATE	PSU	Receive	Punt	Punt	Trace McSorley, Nick Scott, Blake Gillikin
MICHIGAN STATE	PSU	Defer - MSU Received	Fumble Lost	Punt	Trace McSorley, Nick Scott, Blake Gillikin
at Indiana					
IOWA					
at Michigan					
WISCONSIN					
at Rutgers					
MARYLAND					

PARSONS NAMED FRESHMAN MIDSEASON ALL-AMERICAN

- LB **Micah Parsons** was named as a midseason freshman All-American by ESPN.
- Parsons ranks tied for fourth on the team with 28 tackles with 1.0 tackle for loss and a sack assist. He also has been credited with three quarterback hurries.

See Season Honors on Page 11

McSORLEY MORE THAN FOOTBALL

- QB **Trace McSorley** is up for two prestigious awards that factor in off the field accomplishments: the Campbell Trophy and Senior CLASS Award.
- McSorley is among the 179 semifinalists for the 2018 William V. Campbell Trophy®. The award recognizes an individual as the absolute best football scholar-athlete in the nation.
- Nominated by their schools, which are limited to one nominee each, candidates for the awards must be a senior or graduate student in their final year of playing eligibility, have a GPA of at least 3.2 on a 4.0 scale, have outstanding football ability as a first team player or significant contributor and have demonstrated strong leadership and citizenship.
- McSorley is among 30 candidates eligible for the Senior CLASS award. A student-athlete must be classified as an NCAA Division I FBS senior and have notable achievements in four areas of excellence: community, classroom, character and competition. The complete list of candidates follows this release.
- An acronym for Celebrating Loyalty and Achievement for Staying in School®, the Senior CLASS Award focuses on the total student-athlete and encourages students to use their platform in athletics to make a positive impact as leaders in their communities.

See Season Honors on Page 11

FANS FLOCK TO BEAVER STADIUM

- Penn State is second in FBS in average attendance with 107,334 per game after four home games. Michigan is first averaging 110,658 fans per game, while Alabama is third averaging 101,402 fans per game.
- Penn State's cumulative total of 429,334 is the most through the first four games since 429,468 attended the first four games of the 2007 season.
- The attendance for the Ohio State game of 110,889 earlier this season is a Beaver Stadium record, breaking the previous mark of 110,823 vs. Michigan in 2017. It is also the sixth-largest crowd to watch Penn State play (home or away).
- The Penn State Student Section sold out more than 21,000 tickets in just 48 minutes, highlighted by the sold-out allotments of the senior (3), junior (4), sophomore (6) and freshmen (9) classes in less than 10 minutes each.
- The Penn State Student Section has consistently sold out for four decades, showing the unwavering passion and dedication of Penn State students.
- Penn State sold more than 6,300 new season football tickets for the 2018 campaign.
- Recognized as one the nation's premier game day atmospheres, the passionate and loyal students, alumni and fans filling Beaver Stadium have Penn State bucking the attendance trends among FBS games nationally, which saw an average per game decline of 1,409 fans this past season.

See Happy Valley on Page 19

SECOND-HALF TEAM

- Penn State leads FBS in scoring offense in the second half, averaging 26.3 points. Western Michigan is second averaging 23.71 points.
- Penn State also leads FBS in fourth-quarter scoring, averaging 16.67 points. Houston is second averaging 14.5 points.
- For the season, Penn State is outscoring opponents 158-69 in the second half. The plus-14.83 points per game margin in the second half leads FBS.
- Penn State's plus-8.67 scoring differential in the fourth quarter ranks fifth in FBS. (Per Coaches by the Numbers)

ON YOUR TV

- Penn State's game against Ohio State is the most-watched college football game of the season (as of ratings announced through Week 6).
- The game's average viewership of nearly 9.2 million was ABC's highest regular-season audience since its 2017 Kickoff Weekend record-breaking audience for Florida State vs. Alabama (56 games prior) and ranks in the top five most-watched September games on ABC in the last decade.

2018 Most Watched Games

Rk.	Network	Audience	Game
1.	ABC	9,141,000	Ohio State at Penn State
2.	ABC	7,244,000	Ohio State vs. TCU
3.	NBC	7,107,000	Michigan at Notre Dame
4.	ABC	6,562,000	Miami vs. LSU
5.	CBS	5,955,000	LSU at Auburn
6.	ESPN	5,746,000	Virginia Tech at Florida State
7.	CBS	5,669,000	Texas A&M at Alabama
8.	FOX	5,608,000	Texas vs. Oklahoma
9.	CBS	4,703,000	LSU at Florida
10.	ESPN	4,551,000	Clemson at Texas A&M

WELCOME TO THE GAME

- Thirty-three Nittany Lions have made their first appearances in 2018. Most recently, WR **Dan Chisena**, made his first career appearance against Ohio State.
- TE **Pat Freiermuth** is the 12th Nittany Lion to make his first career start this season (four on offense, six on defense, two on special teams), doing so against Ohio State.
- S **Drew Hartlaub** made his first career appearance at Illinois.
- WR **Jahan Dotson**, WR **Justin Shorter**, CB **Trent Gordon**, DE **Jayson Oweh**, RB **Journey Brown**, LB **Max Chizmar**, TE **Zack Kuntz**, WR **Daniel George**, DT **Damion Barber**, LB **Brelin Faison-Walden** and DT **Evan Presta** made their debuts against Kent State.
- QB **Sean Clifford** and OL **Des Holmes** joined the list of Nittany Lions to make their first career appearance this season in Week 2 at Pitt.
- Making their debuts during the opening week against App State were: LB **Ellis Brooks**, CB **Jabari Butler** (transfer, PSU debut), K **Rafael Checa**, TE **Danny Dalton**, TE **Pat Freiermuth**, WR **KJ Hamler**, DT **Fred Hansard**, WR **Mac Hippenhammer**, CB **Donovan Johnson**, LB **Jesse Luketa**, OL **Mike Miranda**, DT **PJ Mustipher**, LB **Micah Parsons**, K **Jake Pinegar**, RB **Ricky Slade**, WR **Cam Sullivan-Brown**, DE **Nick Tarburton** and OL **C.J. Thorpe**.
- Fifteen true freshmen have seen time for Penn State: CB **Trent Gordon**, DE **Jayson Oweh**, WR **Daniel George**, WR **Jahan Dotson**, WR **Justin Shorter**, OL **Rasheed Walker**, TE **Zack Kuntz**, K **Rafael Checa**, TE **Pat Freiermuth**, LB **Jesse Luketa**, DT **PJ Mustipher**, LB **Micah Parsons**, K **Jake Pinegar**, RB **Ricky Slade**, DE **Nick Tarburton**.
- CB **Tariq Castro-Fields** made his first career start at Pitt in Week 2.
- Ten Nittany Lions made their first career start during the opening week against App State (three on offense, five on defense, two on special teams): TE **Jonathan Holland**, C **Michal Menet**, WR **KJ Hamler**, DT **Fred Hansard**, DE **Yetur Gross-Matos**, MLB **Jan Johnson**, CB **Amani Oruwariye**, S **Garrett Taylor**, PK **Jake Pinegar** and KO **Rafael Checa**.

THIS DAY IN HISTORY

OCT. 20

RECORD: 13-6
STREAK: W9

Year	Site	Result
1894	A	Penn State 72, Lafayette 0
1897	A	Navy 4, Penn State 0
1900	A	Dickinson 18, Penn State 0
1906	A	Yale 10, Penn State 0
1917	A	Washington & Jefferson 7, Penn State 0
1923	H	Penn State 21, Navy 3
1928	A	Pennsylvania 14, Penn State 0
1934	A	Penn State 31, Lehigh 0
1945	A	Penn State 46, Bucknell 7
1951	H	[3] Michigan State 32, Penn State 21
1956	A	Penn State 7, [5] Ohio State 6
1962	H	Penn State 20, Syracuse 19
1973	A	[5] Penn State 49, Syracuse 6
1979	N	Penn State 35, Syracuse 7
1984	H	[19] Penn State 21, Syracuse 3
1990	A	Penn State 40, Boston College 21
2001	A	Penn State 38, [22] Northwestern 35
2007	A	Penn State 36, Indiana 31
2012	A	Penn State 38, Iowa 14

NOTABLE

- On this day in 1923, Penn State upset unbeaten Navy, 21-3. "Light Horse" Harry Wilson had his greatest game, rushing 123 yards and scoring all three Penn State touchdowns.
- Penn State stunned heavily favored Ohio State, 7-6, on this day in 1956 with the largest crowd to see a Penn State football game up to that time, numbering 82,584.

SEASON HONORS

RYAN BATES, OFFENSIVE LINE

Pro Football Focus National Team of the Week (Week 2)
Pro Football Focus Big Team of the Week (Week 2, 4)

ELLIS BROOKS, LINEBACKER

Pro Football Focus Big Ten Team of the Week (Week 2,4)

TARIQ CASTRO-FIELDS, CORNERBACK

Pro Football Focus Big Ten Team of the Week (Week 3)

JAMES FRANKLIN, HEAD COACH

Dodd Award Midseason Watch List (Top Coach)

WILL FRIES, OFFENSIVE LINE

Pro Football Focus National Team of the Week (Week 4)
Pro Football Focus Big Ten Team of the Week (Week 4)

KJ HAMLER, WIDE RECEIVER

Big Ten Freshman of the Week (Week 5)
Paul Hornung Weekly Honor Roll (Week 2, 5)
Pro Football Focus Big Ten Team of the Week (Week 5)

TRACE McSORLEY, QUARTERBACK

Senior CLASS Award Top 30 Candidate
William V. Campbell Trophy Semifinalist
Johnny Unitas Golden Arm Award Top 30 (Top QB on and off field)
Pro Football Focus Big Ten Team of the Week (Week 3, 5)
Rose Bowl Game Player of the Week (Week 5)
Reese's Senior Bowl Senior of the Week (Week 5)

MICAH PARSONS, LINEBACKER

ESPN Freshman Midseason All-America Team

AMANI ORUWARIYE, CORNERBACK

Pro Football Focus Big Ten Team of the Week (Week 2)

MILES SANDERS, RUNNING BACK

Maxwell Award Watch List (National Player of the Year)
Pro Football Focus National Team of the Week (Week 4)
Pro Football Focus Big Ten Team of the Week (Week 2, 4)
Big Ten Co-Offensive Player of the Week (Week 4)
Rose Bowl Game Big Ten Player of the Week (Week 4)

JONATHAN SUTHERLAND, SAFETY

Pro Football Focus Big Ten Team of the Week (Week 4)

DeANDRE THOMPSON, WIDE RECEIVER

Pro Football Focus Big Ten Team of the Week (Week 3)

NATIONAL NITS

Below is a list of Penn State players that rank among the top-100 individuals and top-50 teams in the most recent season statistical rankings. Rankings listed NCAA/Big Ten Statistics current as of Oct. 14, 2018

- P Blake Gillikin
 - Punting – 42.9 (38/3)
- WR/KR KJ Hamler
 - All Purpose Yards Per Game – 126.50 (25/4)
 - Combined Kick Returns – 353 (20/1)
 - Kickoff Returns – 24.4 (25/3)
 - Receiving Touchdowns – 5 (37/6)
 - Receiving Yards Per Game – 62.3 (95/11)
 - Total Touchdowns – 6 (61/5)
 - Yards Per Reception – 20.78 (9/1)
- QB Trace McSorley
 - Completions Per Game – 15.33 (71/9)
 - Passing Efficiency – 134.4 (68/6)
 - Passing Touchdowns – 11 (31/4)
 - Passing Yards – 1,241 (63/8)
 - Passing Yards Per Game – 206.8 (60/8)
 - Passing Yards Per Completion – 13.49 (30/2)
 - Points Responsible For – 102 (18/2)
 - Points Responsible For Per Game – 17.0 (15/2)
 - Rushing Yards Per Carry – 5.66 (40/7)
 - Rushing Touchdowns – 6 (36/3)
 - Rushing Yards – 447 (68/10)
 - Rushing Yards Per Game – 74.5 (56/8)
 - Total Offense – 281.3 (24/4)
 - Total Touchdowns – 6 (61/5)
 - Yards Per Pass Attempt – 7.30 (70/7)
- LB Jarvis Miller
 - Fumbles Recovered – 1 (57/4)
- DE Shareef Miller
 - Sacks – 0.67 (53/7)
 - Tackles For a Loss – 1.4 (30/5)
- S Ayron Monroe
 - Fumbles Recovered – 1 (57/4)
- CB Amani Oruwariye
 - Interceptions Per Game – 0.3 (43/8)
 - Passes Defended – 1.8 (7/1)
 - Total Interceptions – 2 (37/8)
- K Jake Pinegar
 - Scoring – 7.8 (50/5)
 - Total Points Scored – 47 (62/5)
- RB Miles Sanders
 - All Purpose Yards Per Game – 126.33 (26/5)
 - Rush Yards Per Carry – 6.73 (11/2)
 - Rushing Touchdowns – 7 (17/2)
 - Rushing Yards – 700 (10/2)
 - Rushing Yards Per Game – 116.7 (8/2)
 - Scoring – 7.0 (85/9)
 - Total Points Scored – 42 (84/10)
 - Total Touchdowns – 7 (29/2)
- RB Ricky Slade
 - Rushing Touchdowns – 4 (100/12)
- S Garrett Taylor
 - Interceptions Per Game – 0.3 (43/8)
 - Passes Defended – 1.3 (21/4)
 - Total Interceptions – 2 (37/8)
- WR/PR DeAndre Thompkins
 - Combined Kick Returns – 173 (89/10)
 - Punt Return Touchdowns – 1 (t-3/t-1)
 - Punt Returns – 11.5 (18/2)
- TEAM
 - Third Down Conversion Pct Defense – .306 (15/2)
 - Fourth Down Conversion Pct Defense – .400 (31/5)
 - Fewest Penalties – 36 (42/4)
 - Fewest Penalty Yards – 317 (40/4)
 - Fewest Penalty Yards Per Game – 52.83 (47/4)
 - First Downs Offense – 140 (45/4)
 - Kickoff Returns – 24.08 (28/4)
 - Net Punting – 39.76 (36/5)
 - Passes Had Intercepted – 2 (7/1)
 - Passes Intercepted – 6 (41/8)
 - Passing Yards Allowed – 209.7 (49/6)
 - Passing Yards Per Completion – 14.80 (17/1)
 - Punt Return Defense – 3.00 (11/2)
 - Punt Returns – 11.55 (42/3)
 - Red Zone Defense – .733 (20/1)
 - Red Zone Offense – .964 (9/2)
 - Rushing Offense – 251.8 (12/2)
 - Sacks Allowed – 1.67 (43/5)
 - Scoring Defense – 21.0 (34/5)
 - Scoring Offense – 44.2 (8/2)
 - Team Passing Efficiency – 146.59 (49/5)
 - Team Passing Efficiency Defense – 112.58 (23/2)
 - Team Sacks – 3.17 (13/3)
 - Tackles for Loss – 8.5 (9/1)
 - Total Offense – 491.2 (13/3)
 - Turnovers Lost – 7 (29/5)

OFFENSE NOTES

MOVING THE BALL

- Penn State is averaging 491.2 yards per game on offense to rank 13th in FBS and third in the Big Ten.
- Penn State is the first and only FBS team to record two 90-plus yard plays from scrimmage this season.
- Penn State leads the Big Ten in “big play” (15 or more passing yards and 12 or more rushing yards) percentage (17.22% of plays; 10th in FBS), 12 or more-yard run percentage (15.66% of plays; 3rd in FBS) and 15 or more-yard passing percentage (19.34% of plays; 37th in FBS). (Per Coaches by the Numbers)
- Penn State ranks tied for eighth in FBS with eight scoring drives of less than one minute.
- The Nittany Lions had 1,234 yards of total offense over the Kent State (643) and Illinois (591) games, which is the highest two-game total since posting 1,266 against Temple (605) and Rutgers (661) in 1995.
- Penn State’s 591 yards of total offense at Illinois rank fifth in program history in Big Ten games and are the fourth-best outing of **James Franklin’s** tenure.
- Penn State had 31 first downs against the Illini, the second-highest total under Franklin and the fourth-best total in the program’s Big Ten history.
- Penn State’s 643 total yards of offense against Kent State were the most by the Nittany Lions since having 661 yards of total offense at Rutgers in 1995.

TOTAL EFFORT FOR McSORLEY

- QB **Trace McSorley** owns the Penn State career passing yards record with 8,610 yards.
- McSorley has 9,956 yards of total offense for his career, which is a Penn State record and ranks 11th place in the Big Ten annals. He trails Juice Williams of Illinois (10,594) for 10th place.
- McSorley has 1,346 career rushing yards, which ranks 32nd in program history and second among quarterbacks.
- McSorley’s six rushing touchdowns this season rank third in the Big Ten, one behind running back **Miles Sanders**. McSorley tied the Penn State record for rushing touchdowns by a quarterback in a season with 11 rushing scores in 2017 to equal the mark of 11 set by Michael Robinson in 2005.
- McSorley’s 447 yards rushing this season are good for third on Penn State’s single-season list for rushing yards by a quarterback. He trails his own mark of 491 yards rushing from last season for second place.
- McSorley finished the Ohio State game with 461 yards of total offense (286 passing, 175 rushing), setting the Penn State record for total offense in a game. The previous school mark was 456 yards by Christian Hackenberg (454 passing, 2 rushing) vs. UCF in Dublin in 2014.
- McSorley had a career-high 175 rushing yards against Ohio State, surpassing his previous high of 92 yards the previous week at Illinois. It’s the most by a Penn State quarterback since Eugene “Shorty” Miller had 250 against Carnegie Tech in 1913.
- McSorley’s 25 rushing attempts against Ohio State were a career high. His previous high was 19 against Ohio State in 2016.
- McSorley’s 51-yard rush in the first quarter of the Ohio State game was a career long. His previous longest run was a 36-yard scamper against Pitt in 2017.
- McSorley’s 286 yards passing against Ohio State gave him 25 200-yard passing games for his career, extending his Penn State record.
- McSorley’s 93-yard touchdown pass to KJ Hamler in the second quarter against Ohio State was a career long and the second-longest play from scrimmage in Penn State history.

See Records Watch on Pages 26-29

TOUCHDOWN TRACE

- QB **Trace McSorley** is responsible for 17 of Penn State’s 35 offensive touchdowns this season, running for six and throwing for 11.
- Against Michigan State, McSorley extended his streak for consecutive games with a touchdown pass to 34, dating back to the 2016 TaxSlayer Bowl. It is the longest active streak in the FBS and fifth-longest streak in FBS, Autonomy Five history.
- With two passing TDs against Ohio State, McSorley earned his 23rd career multi-touchdown game.
- McSorley owns nine games with three or more scoring passes.
- McSorley’s six rushing touchdowns this season rank tied for third in the Big Ten and lead all Big Ten quarterbacks.
- McSorley is second in the Big Ten and 15th in FBS with 17.0 points responsible for per game.
- **See National Nits on Page 12**
- Against Kent State, McSorley became the first Big Ten quarterback to have at least two passing touchdowns and three rushing touchdowns in the same game since Braxton Miller of Ohio State did it vs. Michigan in 2013. (Per @BTNStatsGuys)
- McSorley recorded his 19th career game with a passing and a rushing touchdown (seven in 2016, nine in 2017, three in 2018) versus the Golden Flashes.
- McSorley’s three rushing touchdowns against Kent State gave him 24 for his career, setting a Penn State record for most rushing touchdowns by a quarterback. Daryll Clark had 22 in his career from 2007-09.
- With three rushing touchdowns against Kent State, McSorley tied a career high (Michigan, 2017) and had his third career multi-rushing touchdown game. It was his second multi-rushing touchdown game this season. (2; App State).
- McSorley is the first Penn State quarterback to have at least three rushing touchdowns in a game at least twice in his career since at least 1967.
- Responsible for 94 touchdowns in his career, McSorley is second among active FBS players. Washington’s Jake Browning leads with 103.

See Records Watch on Pages 26-29

QB ON THE RUN

- QB **Trace McSorley’s** average of 5.66 yards per carry this season ranks seventh in the Big Ten.
- McSorley has 447 yards rushing on the season, which is just 44 yards less than what he totaled in all of 2017. His 447 yards ranks as the third-most rushing yards by a Penn State quarterback in a single season, trailing only his 491 yards in 2017 and Michael Robinson’s record of 806 set in 2005.
- McSorley rushed for a career-high 175 yards against Ohio State, the second-most yards gained on the ground by a quarterback in school history. He also had a career-long 51-yard rush.

See Records Watch on Page 27-30

GREEN LIGHT IN THE RED ZONE

- Penn State had scored on 26-straight trips to the red zone (including 24 touchdown drives) before missing a field goal in the third quarter against Michigan State.
- Penn State has scored on 53 of its last 55 red zone trips, including 47 touchdowns.
- Penn State’s 91.95 percent scoring rate score over the last two seasons is ninth in FBS.
- Penn State leads FBS in red zone touchdown rate over the last two years, reaching the end zone on 80.46 percent of red zone trips.

TRACE McSORLEY

WHAT WE'RE WATCHING

- Senior QB **Trace McSorley** is a candidate for eight awards. He is a nominee for the Maxwell Award (National Player of the Year), Walter Camp Award (National Player of the Year), Davey O'Brien Award (nation's top quarterback), Manning Award (nation's top quarterback) and Wuerffel Trophy (College Football's Premier Award for Community Service), and he is among the top-30 candidates for the Johnny Unitas Golden Arm Award (nation's top quarterback) and Senior CLASS Award (on-off field accomplishments). Additionally, he is a semifinalist for the William V. Campbell Trophy.
- The Maxwell Award, named in honor of Robert W. "Tiny" Maxwell, has been given to America's College Player of the Year since 1937. Penn State is tied for the national lead among all schools with its seven Maxwell Award winners.
- The Walter Camp Trophy is awarded to the outstanding player of the year who has exemplified the qualities of self-discipline, unselfish team play, desire to excel, mature judgment and respect for leadership. Penn State has two Walter Camp winners in John Cappelletti, who won the award in 1973, and Larry Johnson, who claimed the honor in 2002.
- The Davey O'Brien National Quarterback Award is presented annually to the nation's best college quarterback and is the oldest and most prestigious national quarterback award. Todd Blackledge (1982) and Kerry Collins (1994) are the Lions that have claimed the Davey O'Brien Award.
- Prior to the 2004 college football season, the Manning Award was created by the Allstate Sugar Bowl in honor of the college football accomplishments of Archie, Peyton and Eli Manning. It is the only college football quarterback award that includes the candidates' bowl performances in its balloting; therefore, it is presented annually following the completion of the bowl season.
- The Golden Arm Award is presented at the end of each football season and the winner is selected based on his accomplishments both on and off the field. Candidates must be a college senior or fourth-year junior on schedule to graduate with their class.
- The Wuerffel Trophy, known as "College Football's Premier Award for Community Service," is presented annually by the All Sports Association in Fort Walton Beach Florida. It is awarded to the FBS player that best combines exemplary community service with athletic and academic achievement.
- McSorley is among the 179 semifinalists for the 2018 William V. Campbell Trophy®. The award recognizes an individual as the absolute best football scholar-athlete in the nation. Candidates for the awards must be a senior or graduate student in their final year of playing eligibility, have a GPA of at least 3.2 on a 4.0 scale, have outstanding football ability as a first team player or significant contributor and have demonstrated strong leadership and citizenship.
- McSorley is also among 30 candidates eligible for the Senior CLASS award. A student-athlete must be classified as an NCAA Division I FBS senior and have notable achievements in four areas of excellence: community, classroom, character and competition. The complete list of candidates follows this release.
See "McSorley More Than Football" and Season Honors on Page 11
See Preseason Honors on Page 18

PENN STATE RECORD COUNTDOWN

CAREER PASSING YARDS

ACCOMPLISHED

McSorley broke the previous record of 8,457 yards set by Christian Hackenberg (2013-15) with 192 yards against Michigan State, increasing his total to 8,610 yards.

CAREER 200-YARD PASSING GAMES

ACCOMPLISHED

McSorley broke the previous record of 21 set by Christian Hackenberg (2013-15) with a 342-yard performance in last season's Fiesta Bowl. McSorley has totaled 25 career 200-yard passing games, including three this season.

CAREER COMPLETION PCT.

HOLDS

McSorley has completed 60.5 percent of his passes, currently besting Darryl Clark's 60.2 percent completion rate (2006-09).

WINS AS A STARTING QB

3 WINS TO GO

McSorley is pursuing Todd Blackledge for the Penn State record (29; 1980-82).

CAREER RUSHING YARDS (QB)

291 YDS TO GO

McSorley is pursuing Michael Robinson for the Penn State record (1,637; 2002-05). McSorley is just the second Penn State quarterback to rush for 1,000 yards, currently totaling 1,346.

CAREER PASSING COMPLETIONS

73 COMP TO GO

McSorley is pursuing Christian Hackenberg for the Penn State record (693; 2013-15). McSorley is just the fourth Penn State QB to surpass 500 career completions, currently totaling 620.

CAREER YARDS PER PASS ATTEMPT

0.5 OFF

McSorley is averaging 8.4 yards per pass attempt for his career, which trails the record held by Mike McQueary (8.9; 1994-97).

CAREER TOTAL OFFENSE

ACCOMPLISHED

McSorley broke the previous record of 8,215 set by Christian Hackenberg (2013-15). McSorley has totaled 9,956 career total offense yards.

CAREER RUSHING TOUCHDOWNS (QB)

ACCOMPLISHED

McSorley broke the previous record of 22 set by Darryl Clark (2007-09) with three touchdowns against Kent State in Week 3 this season. McSorley currently has 24 career rushing touchdowns.

CAREER PASSING ATTEMPTS

211 ATT TO GO

McSorley is currently pursuing Christian Hackenberg for the Penn State record (1,235; 2013-15). McSorley is just the third Penn State QB to surpass 1,000 passing attempts, currently totaling 1,024.

CAREER PASSING EFFICIENCY

HOLDS

McSorley owns a 149.8 pass efficiency rating, currently besting Mike McQueary's rating (145.6; 1994-97).

CAREER TDs RESPONSIBLE FOR

ACCOMPLISHED

McSorley is responsible for 94 touchdowns in his career, smashing the previous record of 65 held by Darryl Clark (2006-09).

CAREER 300-YARD PASSING GAMES

ACCOMPLISHED

McSorley broke the previous record of nine set by Christian Hackenberg (2013-15) with 342 yards in last season's Fiesta Bowl. McSorley has totaled 10 career 300-yard passing games.

CAREER PASSING TOUCHDOWNS

ACCOMPLISHED

McSorley has shattered the previous record of 48 passing touchdowns set by Christian Hackenberg (2013-15), currently totaling 70.

CAREER INTERCEPTION PCT.

HOLDS

Only 1.95 percent of McSorley's career passes have been intercepted, which bests the record held by Wally Richardson (2.02; 1992, 94-96).

TRACE McSORLEY

McSORLEY MAGIC

3000 x 2

McSorley is the first player in Penn State history with two 3,000-yard passing seasons. He recorded 3,570 yards in 2017 (second in Penn State history) and 3,614 yards in 2016 (Penn State record).

491

McSorley tallied 491 rushing yards in 2017 to finish in second place on Penn State's season quarterback rushing yardage list, behind Michael Robinson's 806 yards in 2005.

461

McSorley registered a Penn State record 461 yards of total offense (286 passing, 175 rushing) against Ohio State this season. McSorley owns six of the 10 best total offense marks in the Nittany Lion annals.

447

McSorley has totaled 447 rushing yards through six games in 2018, which is just 44 yards shy of his total from 2017 and the third-most by a Penn State quarterback in a single season.

300 & 200

McSorley's five games with 300 or more passing yards set a season record in 2016 that he tied in 2017. McSorley's 11 games with 200 or more passing yards in 2017 tied the Penn State record he tied in 2016 and Matt McGloin set in 2012.

284

With 284 completions in 2017, McSorley broke the Penn State season completions record of 270 held by McGloin (2012) and Christian Hackenberg (2014).

175

McSorley rushed for 175 yards this season against Ohio State for the second-highest total by a quarterback in Penn State history and the most since 1913.

36 & 39

McSorley broke his own season touchdowns responsible for record of 36 set in 2016 with 39 in 2017.

28 & 29

McSorley owns the top-two single-season passing touchdown totals in Penn State history, as his 28 passing touchdowns in 2017 trails only his 29 passing TDs in 2016.

15

McSorley completed 15-straight pass attempts from the first quarter through the third quarter at Northwestern in 2017, breaking the Penn State record for consecutive completions. The previous record was set by Kerry Collins when he had 14-straight completions at Minnesota during the 1994 season.

7

School career records owned by McSorley: career passing yards (8,610), 300-yard passing games (10), 200-yard passing games (25), rushing touchdowns by a quarterback (24), passing touchdowns (69), total offense (9,727) and touchdowns responsible for (93).



RANK HIM

McSORLEY AMONG ACTIVE LEADERS

- QB **Trace McSorley** owns the longest active FBS streak for consecutive games with a touchdown pass at 34 and the fifth-longest in Autonomy 5 history, trailing Marcus Mariota (41; Oregon, 2012-14), Baker Mayfield (40; Texas Tech Tech, 2013 & Oklahoma 2015-18), Russell Wilson (38; NC State, 2008-10 & Wisconsin, 2011) and Graham Harrell (36; Texas Tech, 2005-08).
- The streak dates back to the 2016 TaxSlayer Bowl. It is not without close calls though, as McSorley threw a "walk-off" touchdown pass with no time remaining for his only TD pass at Iowa in 2017, and he threw his lone TD pass against App State in the 2018 opener with just 42 seconds remaining in regulation.
- McSorley leads seven active quarterbacks with at least 5,000 yards passing and 1,000 yards rushing.

Name	School	Pass	Rush	TOT
Trace McSorley	Penn State	8,610	1,346	9,956
Eric Dungey	Syracuse	7,680	1,674	9,354
Riley Neal	Ball State	7,160	1,266	8,426
Nick Fitzgerald	Miss. State	5,149	2,999	8,148
Daniel Jones	Duke	6,348	1,049	7,397
Jalen Hurts	Alabama	5,429	1,921	7,350
Caleb Evans	ULM	5,324	1,075	6,399

LEADING A PRODUCTIVE OFFENSE

- Trace McSorley ranks third among quarterbacks who have led their team to an average of at least 30 points with 10 or more career starts.

Name	School	Starts	Points	PPG
Justin Herbert	Oregon	21	876	41.7
McKenzie Milton	UCF	29	1,176	40.6
Trace McSorley	Penn State	33	1,325	40.2
Will Grier	West Virginia	17	625	36.8
Brett Rypien	Boise State	42	1,499	35.7
Mason Fine	North Texas	30	993	33.1
Jarrett Stidham	Auburn	24	780	32.5
Justice Hansen	Arkansas State	28	906	32.4

CONSECUTIVE 3,000-YARD PASSING SEASONS

- Trace McSorley** has thrown for more than 3,000 yards in each of the last two seasons, becoming the seventh quarterback in Big Ten history to do so.
- Drew Brees is the only quarterback in Big Ten history to eclipse 3,000 yards in three-straight seasons.

3,000 Passing Yards in Consecutive Seasons in Big Ten History

Name	School	Years (Yards)
Tony Eason	Illinois	1981 (3,360), 1982 (3,671)
Jim Everett	Purdue	1984 (3,256), 1985 (3,651)
Chuck Hartlieb	Iowa	1987 (3,092), 1988 (3,738)
Drew Brees	Purdue	1998 (3,983), 1999 (3,909), 2000 (3,668)
Curtis Painter	Purdue	2006 (3,985), 2007 (3,846)
Connor Cook	Michigan State	2014 (3,214), 2015 (3,131)
Trace McSorley	Penn State	2016 (3,614), 2017 (3,570)

FBS/BIG ACTIVE CAREER RANKINGS

2ND/1ST

8.41 PASSING YARDS PER ATTEMPT

2ND/1ST

94 TOTAL TDs RESPONSIBLE FOR

T-4TH/1ST

24 RUSHING TOUCHDOWNS (QB)

5TH/1ST

9,956 YARDS OF TOTAL OFFENSE

5TH/1ST

70 PASSING TOUCHDOWNS

6TH/1ST

7.08 YARDS OF TOTAL OFFENSE PER PLAY

7TH/2ND

8,610 PASSING YARDS

8TH/2ND

1,406 TOTAL PLAYS

9TH/1ST

149.83 PASSING EFFICIENCY

12TH/3RD

601 PASSING COMPLETIONS

13TH/3RD

1,024 PASSING ATTEMPTS

17TH/1ST

60.5 COMPLETION PERCENTAGE

16TH/2ND

248.9 YARDS OF TOTAL OFFENSE PER GAME

19TH/1ST

215.3 PASSING YARDS PER GAME

21ST/3RD

24 RUSHING TOUCHDOWNS (OVERALL)

OFFENSE NOTES

PILING UP THE POINTS

- Penn State is averaging 44.2 points per game to rank second in the Big Ten and eighth in FBS in scoring.
- The Nittany Lions had their streak of 20-point games snapped at 28 against Michigan State when they were held to 17 points. The streak is the second-longest in Big Ten history.
- Penn State owns the lowest plays per point ratio in the Big Ten at 1.65, which ranks fifth in FBS. (Per Coaches by the Numbers).
- Penn State ranks eighth in FBS in points per possession (2.56) and second in the Big Ten, trailing Ohio State. (Per Coaches by the Numbers)
- Penn State scored 63 points in consecutive games (Kent State; Illinois) for the third time in program history (1917 & 1894).
- At Illinois, the Nittany Lions scored 60 or more points for the third time in six games.
- The Nittany Lions are the fourth Big Ten team to score 60 or more points in consecutive games in the last 100 years, joining 2016 Ohio State, 1996 Ohio State and 1971 Michigan. (Per @BTNStatsGuys)
- At Illinois, the Nittany Lions scored at least 50 points for the seventh time since 2016 and 40 points for the 15th time since 2016. By comparison, from 2008 through 2015, the Nittany Lions had 18 40-point outings.
- Penn State has scored 30 or more points 22 times in the last 26 games.
- Penn State's 222 points in the first four games were the most in a four-game stretch in program history.
- The 35 points scored in the fourth quarter at Illinois are the most in a quarter since Penn State had 36 tallies in the second quarter against Louisville in 1997.
- The 63 points scored at Illinois are tied for the second-most by the Nittany Lions in a Big Ten game with the 1994 Ohio State and 2005 Illinois games. The program record for points in a Big Ten contest is 66 at Maryland last season.

GROUND GAME ROLLS

- Penn State is averaging 251.8 rushing yards per game to rank second in the Big Ten and rank 12th in FBS.
- Penn State ranks tied for third in FBS with 22 rushing touchdowns.
- Penn State has rushed for more than 200 yards in each of its first six games, rushing for 205 yards in the opener against App State, 211 yards at Pitt, 297 at Kent State, 387 at Illinois, 206 against Ohio State and 205 against Michigan State.
- Penn State has now rushed for more than 200 yards in nine-straight games, dating back to November 18, 2017 vs. Nebraska. It's the longest streak since at least 1972.
- The 387 rushing yards at Illinois are the third-highest total in a Big Ten game in program history, it is also the highest total since going for 389 yards against Youngstown State in 2006.

SANDERS ADDED TO MAXWELL LIST

- RB **Miles Sanders** was added to the watch list for the Maxwell Award Wednesday. QB **Trace McSorley** was added to the list in the preseason.
- The Maxwell Award has been presented to the outstanding collegiate football player in America since 1937.

See Season Honors on Page 11

THE MILES SANDERS SHOW

- RB **Miles Sanders**' 116.7 rushing yards per game ranks eighth in FBS and second in the Big Ten.
- Sanders ranks third in FBS in yards after contact (487), eluding 28 tackles to rank 13th.
- Sanders' 162 yards rushing against Michigan State gave him 1,075 for his career, making him the 45th Nittany Lion with at least 1,000 rushing yards. He ranks 43rd in program history in rushing yards.
- Sanders' 162 yards against the Spartans marked the third 100-yard rushing game of his career, and first since a 200-yard effort earlier this season against Illinois.
- Sanders had a career-long 78 yard rush in the first quarter against Michigan State. His previous long was a 57-yard run at Rutgers in 2016.
- Prior to playing Penn State, the longest rush that Michigan State had allowed this season was a 16-yard run against Central Michigan. Sanders' 78-yard run in the first quarter was the longest against Michigan State since Mike Weber of Ohio State had an 82-yard rush on November 11, 2017.
- Sanders posted his first 200-yard outing with a career-high 200 yards at Illinois. He was named the Big Ten Offensive Player of the Week and the Rose Bowl Game Player of the Week for the performance.
- Sanders is the 28th player in Penn State history with a 200-yard rushing game and the first since Saquon Barkley in 2017 (at Iowa).
- Sanders is the sixth player (nine occasions) in Penn State history to have 200 rushing yards and at least three rushing touchdowns in a game. The last player with 200 rushing yards and three scores was Larry Johnson in 2002, which he accomplished twice.
- Sanders set a career high with three rushing touchdowns against the Illini, breaking his previous high of two scores against App State in the season opener.

RUNNING GROUP

- **Miles Sanders** was not alone in the Illinois rushing effort, as QB **Trace McSorley** added 92 yards and freshman RB **Ricky Slade** set a career best with 94 rushing yards. Slade scored two rushing touchdowns for the first time in his career, with his first of the game coming on a career-long run of 61 yards.
- Additionally at Illinois, RB **Journey Brown** got his first two carries and earned his first career rushing touchdown, a 6-yard rush in the fourth quarter.
- Against Kent State, Sanders' 86 yards led four rushers with 50 or more yards, and he was followed on the stat sheet by RB **Johnathan Thomas** (3 carries for 84 yards, 1 TD), RB **Mark Allen** (11 carries, 62 yards, 1 TD) and McSorley (9 carries for 54 yards, 3 TD).
- Allen's 62 yards were a career high, as were Thomas' 84. Thomas also had a career-long 69-yard run and his first career touchdown.
- The last time Penn State had four rushers total at least 50 yards in the same game was at Rutgers Nov. 19, 2016, as Barkley (16 carries for 92 yards, 1 TD), McSorley (11 carries for 55 yards), Sanders (5 carries for 85 yards) and **Tommy Stevens** (6 carries for 61 yards) completed the feat.

COACHING STAFF POTW

The Penn State coaching staff chooses players of the week in all three phases. Here are there selections:

SEPT. 1 - APP STATE

- Defensive: Shareef Miller (Game); Frank DiLeo and Justin Neff (Scout)
- Offensive: Miles Sanders (Game); Charlie Schuman and Will Levis (Scout)
- Special Teams: Jake Pinegar (Game); Dan Chisena (Scout)

SEPT. 8 - PITT

- Defensive: Amani Oruwariye (Game); Max Chizmar and Justin Neff (Scout)
- Offensive: KJ Hamler (Game); Charlie Shuman and Justin Weller (Scout)
- Special Teams: Blake Gillikin (Game); Drew Hartlaub (Scout)

SEPT. 15 - KENT STATE

- Defensive: Shareef Miller (Game); Drew Hartlaub and Judge Culpepper (Scout)
- Offensive: Trace McSorley (Game); Will Levis and Alex Gellerstedt (Scout)
- Special Teams: KJ Hamler and Isaac Lutz (Game); Drew Hartlaub (Scout)

SEPT. 21 - ILLINOIS

- Defensive: Garrett Taylor (Game); Justin Neff and Aeneas Hawkins (Scout)
- Offensive: Miles Sanders (Game); Dan Chisena and Alex Gellerstedt (Scout)
- Special Teams: John Petrishen (Game); Dan Chisena (Scout)

SEPT. 29 - OHIO STATE

- Defensive: Jason Vranic and Drew Hartlaub (Scout)
- Offensive: Charlie Shuman and Nick Eury (Scout)
- Special Teams: Carson Landis (Scout)

OCT. 13 - MICHIGAN STATE

- Defensive: Jason Vranic and Justin Neff (Scout)
- Offensive: Charlie Shuman and Juice Scruggs (Scout)
- Special Teams: Daniel George (Scout)

COACHING STAFF NOTES

COACHING STAFF CHANGES

- The Nittany Lion coaching staff has a new look with the addition of a 10th assistant coach, as well as a few off-season changes.
- Penn State assistant coach **Ricky Rahne** was promoted to offensive coordinator. He will return to coaching the quarterbacks after spending the last two seasons as the tight ends coach.
- The Nittany Lions added former Penn State graduate assistant **Tyler Bowen** as offensive recruiting coordinator and tight ends coach, **David Corley** as wide receivers coach, **Phil Galiano** as special teams coordinator and assistant defensive line coach and **Ja'Juan Seider** as running backs coach.
- In addition, **Sean Spencer** added associate head coach to his title, while offensive line coach **Matt Limegrover** will handle run game coordinator responsibilities.
- Following his stint as a GA at Penn State, Bowen spent two seasons at Fordham as the offensive line coach (2015-16) and offensive coordinator (2016) and one season at Maryland as the offensive line coach (2017).
- Corley has 10 years of collegiate coaching experience and was most recently the wide receivers coach at Army after spending three seasons at Connecticut.
- Galiano is a veteran in the coaching ranks with 17 years of experience, including two seasons as an assistant special teams coach and one season as a special teams intern in the NFL.
- Galiano served as a defensive consultant for the Nittany Lions in 2017.
- Seider comes to Happy Valley with 10 seasons of collegiate coaching experience, most recently serving as the running backs coach at the University of Florida.

PENNSYLVANIA TIES

- The Penn State coaching staff is deeply rooted in Pennsylvania, with five members originally hailing from the Keystone state.

Central PA

- Defensive Coordinator **Brent Pry** - Altoona

Eastern PA

- Head Coach **James Franklin** - Langhorne
- Special Teams Coordinator **Phil Galiano** - Norristown

Western PA

- Offensive Line **Matt Limegrover** - Pittsburgh
- Cornerbacks **Terry M. Smith** - Aliquippa

CONFERENCE WINS

- After four seasons, head coach **James Franklin** has at least one win against each current member of the Big Ten.
- Franklin earned his first wins over Michigan, Northwestern and Nebraska this season. It was the first time he had faced Nebraska.

ON THE COVER

SANDERS ON SI COVER

- Running back **Miles Sanders** and several of the Nittany Lion faithful were featured on the Sept. 10, 2018 cover of Sports Illustrated.
- Penn Staters have been featured on the SI cover 18 times all-time and twice in the past five months (Saquon Barkley; April 23, 2018).



JOHNSON AND HAMLER LEAD WRs

- Juwon Johnson** leads the team with 19 receptions and is second with 221 receiving yards, while **KJ Hamler** leads with 374 yards receiving and five touchdowns on 18 receptions, which ranks second on the team.
- Hamler had a touchdown catch for the fifth time in six games against Michigan State.
- Hamler's five receiving touchdowns rank sixth in the Big Ten.
- Hamler made a 93-yard touchdown reception against Ohio State. It was the longest reception of his career and is the second-longest play from scrimmage in program history.
- Hamler has eight catches of 20 or more yards this season.

KJ NAMED TO HORNING HONOR ROLL TWICE

- Versatility is at the heart of the Paul Hornung Award, and the dynamic **KJ Hamler** has earned recognition from the Louisville Sports Commission twice this season.
 - Against Ohio State in Week 5, Hamler had a career-high 138 receiving yards on four receptions. He also had an electrifying 93-yard touchdown catch, his fourth receiving score in five games.
 - Hamler was also named the Big Ten Freshman of the Week after the Ohio State game.
 - Hamler's 93-yard touchdown grab is the second-longest play from scrimmage in Penn State history.
 - Hamler also had 57 yards on punt (10 yards) and kick (47 yards) returns for a career-high 195 all-purpose yards.
 - In Week 2, rushing and receiving touchdowns at Pitt earned him a place on the award's weekly honor roll.
 - Hamler took his first career rush 34 yards for a touchdown on Penn State's first possession. He is the first Penn State wideout with a rushing touchdown since **DeAndre Thompkins** against Rutgers in 2015.
 - Hamler had his second receiving touchdown of the season with a 14-yard catch in the second quarter.
 - Hamler is the first Penn State wide receiver to have a rushing touchdown and receiving touchdown in the same game since Derrick Williams accomplished the feat against Indiana in 2008.
 - Hamler also returned three kickoffs for 73 yards, totaling 145 all-purpose yards in the game.
 - The Paul Hornung Award is given annually to the most versatile player in major college football by the Louisville Sports Commission and football legend and Louisville native Paul Hornung.
- See Season Honors on Page 11**

LONGEST PLAYS IN SCHOOL HISTORY

- Penn State's 132nd season of football has featured two of its longest all-time plays separated by two weeks.
- Most recently, QB **Trace McSorley** connected with WR **KJ Hamler** on a 93-yard touchdown reception against Ohio State. The play is the second longest play in program history.
- Two weeks prior, a 95-yard pass from QB **Sean Clifford** to WR **Daniel George** in the fourth quarter of the Kent State game is the longest play from scrimmage in school history.
- Previously, Penn State had a 92-yard pass in 1919 from Bill Hess to Bob Higgins and three 92-yard rushes by Blair Thomas vs. Syracuse in 1986, Bill Belton vs. Indiana in 2014 and Saquon Barkley vs. Washington in the 2017 Fiesta Bowl.
- Both Clifford and George are freshmen.
- The reception was George's first. He joins **Mac Hippenhammer** as Nittany Lions to score on their first career reception this year. Hippenhammer had a 12-yard touchdown grab at Pittsburgh.
- Clifford and McSorley combined for 346 yards on just 14 completions, resulting in an average of 24.7 yards.
- Recently, the only similar performance was in 2015 when Christian Hackenberg threw for 315 yards on just 13 completions for an average of 24.2 yards.
- Neither figure is a school record though, which is at least 26.1 yards per game, as Penn State completed six passes for 157 yards in the 1974 Orange Bowl, defeating LSU, 16-9. Tom Shuman connected with Chuck Herd for a 72-yard reception.

VETERAN O-LINE

- The Nittany Lions returned 83 starts on the offensive line, a number that ranks 41st in the country and sixth in the Big Ten, per Phil Steele.
 - Penn State is one of 18 teams to return five starters on the offensive line.
 - In the Big Ten, Illinois, Indiana, Maryland and Wisconsin also returned all five o-linemen.
 - Boston College, California, Coastal Carolina, Florida, Kansas State, Marshall, Missouri, Northern Illinois, Old Dominion, San Diego State, Utah State, Vanderbilt and Wake Forest also return their starting five.
 - Juniors **Ryan Bates** and **Connor McGovern** lead the way for returning Penn State offensive line starters with 28 apiece. McGovern has started the last 28 contests for the Nittany Lions.
 - Bates impressed in Week 2 at Pitt, earning Pro Football National Team of the Week recognition, while **Will Fries** did the same in Week 4 at Illinois.
- See Season Honors on Page 11**
- The other Nittany Lions with starting experience in the trenches are: junior **Steven Gonzalez** (22), senior **Chasz Wright** (15) and Fries (14), a sophomore.
 - The Nittany Lions graduated Brendan Mahon, who had 41 career starts at guard and tackle, and Andrew Nelson, who had 28 starts at guard and tackle.
- See Career Starts on Page 65**

CLIFFORD STAYS PERFECT

- In appearances in three career games, redshirt freshman QB **Sean Clifford** is 5-for-5 passing with 195 yards and two touchdowns.
- Clifford has had a highlight in each game. He threw a touchdown pass on his first collegiate play against Pitt, a 95-yard touchdown pass - the longest play from scrimmage in Penn State history - against Kent State and a 44-yard completion to WR **Mac Hippenhammer** at Illinois on his lone pass attempt.

THOMPkins CRACKS 1,000

- WR **DeAndre Thompkins**' 101 yards against Kent State sent him over the 1,000-yard mark for his career. Thompkins now has 1,027 career receiving yards, becoming the 31st player in program history to reach that mark.
- It was Thompkins' second 100-yard game of his career. He had a career-high 102 receiving yards at Michigan State in 2017.

FIRSTS ON FIRSTS ON FIRSTS

- Penn State had several firsts pile up at Pitt.
- WR **KJ Hamler** tallied his first career rushing touchdown on his first career rush on Penn State's first offensive drive in the first quarter. He is the first Penn State wideout with a rushing touchdown since **DeAndre Thompkins** against Rutgers in 2015.
- WR **Mac Hippenhammer** caught a touchdown on his first career reception. Hippenhammer is the first Nittany Lion wide receiver to have a touchdown on his first reception since Irvin Charles had an 80-yard catch in 2016 against Minnesota.
- QB **Sean Clifford** threw his first career touchdown pass (**Brandon Polk**, 34 yards) on his first career pass attempt on his first collegiate snap.
- Clifford is the first Penn State quarterback to throw for a touchdown on his first career completion since Matt McGloin connected with Derek Moye for a 42-yard score against Minnesota in 2010.

HAMLER'S GRAND ENTRANCE

- WR/KR **KJ Hamler** made an impact in his collegiate debut against App State, catching three passes for a team-high 67 yards and a game-tying touchdown, while also breaking through for 52 yards on his lone kickoff return to setup the game-tying drive with less than two minutes to go in regulation.
- Hamler is the first Penn State freshman to catch a touchdown pass in a season opener since Geno Lewis in the 2013 opener against Syracuse.
- The redshirt freshman also hauled in a 46-yard reception early in the fourth quarter, which led to a Miles Sanders rushing touchdown and a 31-17 Penn State lead with 11:17 remaining. It was Penn State's longest completion of the day.

DEFENSE NOTES

LIMITED ACCESS

- Penn State ranks fifth in the Big Ten and 34th in FBS in scoring defense, allowing 21.0 points per game.
- Penn State ranks tied for 16th in FBS and tops in the Big Ten with Iowa averaging 4.83 three-and-outs per game.
- Penn State's 1.15 points per possession ranks 10th in FBS and second in the Big Ten behind Michigan. (Per Coaches by the Numbers)
- Penn State's 1.13 points per possession over the last two years is fourth in FBS. (Per Coaches by the Numbers)
- Penn State broke up 15 passes against the Spartans, which was the most for the team since breaking up 16 passes against Purdue in 2000.
- Penn State became the first team to hold Ohio State scoreless in the opening stanza this season. The Buckeyes had scored at least 10 points in the first quarter in each of the first four games of the season.
- Penn State is the first team to hold Ohio State under 100 yards of offense in a half since Oklahoma did it last year in the first half of their 2017 meeting.
- Penn State allowed just seven second-half points at Illinois and shutout Pitt and Kent State in the second half.
- Penn State allowed just 221 total yards to Kent State, the sixth-fewest yards allowed under **James Franklin**, tied with 221 yards allowed at Indiana in 2014.
- The 221 total yards allowed vs. Kent State are the fewest since allowing 200 vs. Rutgers in 2017.
- The Nittany Lions allowed just 41 yards rushing by Kent State, the lowest value since giving up 39 at Rutgers in 2016.
- Penn State held Pitt to just six points, marking the fewest points allowed by Penn State since holding Maryland to three points in the 2017 regular season finale.

STEPPING UP ON D

- Penn State's top five tacklers this season do not include any returning starters from last season.
- In his first start at middle linebacker in the opener against App State, **Jan Johnson** had a career-high 11 tackles, including four solo. He leads the team with 34 tackles.
- S **Garrett Taylor** has 33 tackles on the season and is coming off a career game against Michigan State. Taylor had a career-high five pass breakups, which were the most by a Penn State player since **Amani Oruwariye** had five against Michigan State in 2017. Taylor also recorded his first career forced fumble and grabbed the second interception of his career. It was his second-straight game with a pick.
- Safety **Nick Scott** recorded a career-best nine tackles in the opener at App State and has 30 tackles on the season.
- LB **Cam Brown** and LB **Micah Parsons** are tied with 28 tackles apiece this year. Brown is third on the team with 5.0 tackles for loss.
- Parsons was named as an ESPN Midseason Freshman All-American.
See Season Honors on Page 11

CAUSING CHAOS BEHIND THE LINE

- Penn State ranks 13th in FBS and third in the Big Ten with 3.17 sacks per game, and ninth in FBS and tops in the Big Ten with 8.5 tackles for loss per game.
- Penn State is continuing to bring a balanced pass rush, as 14 different Nittany Lions have contributed to the team's 19 sacks for the season.
- DE **Shareef Miller** leads the team with 4.0 sacks, seventh in the Big Ten with 0.67 per game, while his team-best 8.5 tackles for loss rank fifth in the Big Ten.
- The Nittany Lions totaled 42 sacks in 13 games in 2017. Following totals of 46 sacks in 2015 and 40 sacks in 2016, Penn State posted back-to-back-to-back 40-sack seasons for the first time since it posted three-consecutive 40-sack seasons in 2005 (41), 2006 (40) and 2007 (46).

ORUWARIYE DEFENDING THE AIR

- With 11 passes defended (9 PBU, 2 INT) CB **Amani Oruwariye** leads the Big Ten with 1.8 passes defended per game, which also ranks seventh in FBS.
- Oruwariye had an interception in each of Penn State's first two games.
- Oruwariye is the first Nittany Lion with interceptions in back-to-back games since he accomplished the feat last year against Indiana and Northwestern.
- Both interceptions were in the red zone.
- At Pitt, Oruwariye intercepted a pass at the 3-yard line nullifying a potential touchdown drive. He was named to the Pro Football Focus National Team of the Week for his efforts.
See Season Honors on Page 11
- Against App State, Oruwariye sealed Penn State's season-opening win in overtime with an interception in the end zone.
- Oruwariye has had an interception in three consecutive season openers (2016 vs. Kent State; 2017 vs. Akron).
- Oruwariye also forced the first fumble of his career in the third quarter against App State.
- Oruwariye tied a career high with seven tackles against App State (Michigan State, 2016).

FLASH BACK

- The Penn State defense was able to move Kent State offense in the wrong direction, recording 16 tackles for loss and seven sacks.
- The 16 tackles for loss, were the most by the Nittany Lions since recording 16 at Ohio State in 2002.
- The seven sacks recorded by the Nittany Lions are the most since Penn State had seven vs. Michigan in 2017.

SAFETY FIRST

- The Nittany Lions recorded a safety on a holding call in the end zone in the third quarter at Pitt.
- It is Penn State's third safety in the last 14 games, dating back to the Pitt game in 2016.

SCOTT IN CONTENTION FOR GOOD WORKS TEAM

- Senior S **Nick Scott** is a nominee for the Allstate AFCA Good Works Team.
- The Allstate AFCA Good Works Team is comprised of 11 players from the NCAA Football Bowl Subdivision and 11 players from the NCAA Football Championship Subdivision, Divisions II, III and the NAIA and one honorary head coach. To be in consideration by Allstate and the AFCA for a nomination, each player must be actively involved with a charitable organization or service group while maintaining a strong academic standing.
- Four Nittany Lions have earned Good Works Team accolades -- Brandon Smith (2017), Ben Kline (2015), Stefen Wisniewski (2010) and Wayne Holmes (1994).
- Scott, who is a two-time captain, has been active in the community. He danced independently in THON, the world's largest student-run philanthropy, in 2018, raising more than \$12,300 for the cause. He has also made visits to Penn State Children's Hospital with the team and participated in Lift for Life, which raises money for rare diseases, and Special Olympics.
See Preseason Honors on Page 15

COMMUNITY SERVICE

LIFT FOR LIFE A SUCCESS

- The 16th Annual Penn State Uplifting Athletes "Lift for Life" was a tremendous success in June. The fundraising total for the 2018 event is nearly \$95,000 to benefit Uplifting Athletes and its commitment to life skills development, patient focused programs and rare disease research.
- Donations to the Penn State chapter of Uplifting Athletes and Lift for Life will remain open until September 30. Fans can track the live total or donate by visiting the chapter's fundraising site at <https://pledgeit.org/team/penn-state-lift-for-life-2018> or by sending a donation to Will Flaherty, Director of Player Development and Community Relations at 201 Lasch Football Building, University Park, Pa 16802.
- Nearly \$1.4 million has been raised by Penn State Uplifting Athletes since the inaugural Lift for Life was held in 2003. The inaugural event raised just under \$13,000.
- The Penn State Lift for Life featured more than 100 members of the Nittany Lion football team and was held at Holuba Hall, with approximately 1,000 fans in attendance. The exhibition featured rotations of one-on-one battles in the tire flip, sled pull, bench press and farmer's hold, followed by tug of war competitions.
- The 2018 Penn State Lift for Life included a kids clinic for the fifth year in a row, which was run by the Nittany Lion true freshmen football student-athletes. The event concluded with an autograph session with team.
- Founded by Penn State Football teammates Scott Shirley, Dave Costlow and Damone Jones in 2003, Lift for Life has benefitted cancer research and the rare disease community. The 2018 Uplifting Athletes officers are: offensive linemen **Ryan Bates** and **Steven Gonzalez**, co-presidents; quarterback **Trace McSorley**, vice president; offensive lineman **CJ Thorpe**, business liaison; punter **Blake Gillikin**, treasurer; offensive lineman **Alex Gellerstedt**, assistant treasurer; offensive lineman **Connor McGovern**, secretary; linebacker **Frank DiLeo**, assistant secretary. The executive committee is comprised of: quarterbacks **Sean Clifford**, **Michael Shuster** and **Jake Zembiec**, safety **Garrett Taylor**, wide receiver **Juwan Johnson**, offensive linemen **Charlie Shuman**, **Will Fries** and **Michal Menet** and linebacker **Jason Vranic**.
- About Uplifting Athletes: A nonprofit organization founded in 2007, Uplifting Athletes inspires the rare disease community with hope through the power of sport. A rare disease is one that affects fewer than 200,000 Americans and typically lacks financial incentive to make and market new treatments. With a network of university chapters run by current college football student-athletes, Uplifting Athletes has established 22 chapters with Division I football programs across the country. Overall since its inception Uplifting Athletes has had an economic impact of more than \$400 million on the rare disease community. For more information about Uplifting Athletes, visit www.upliftingathletes.org.

LIONS BRING SMILES TO HERSHEY

- Penn State football again took an afternoon off from summer workouts and boarded buses headed to the Penn State Hershey Children's Hospital. A special visit that has now become an annual event, it's a day nearly every Nittany Lion looks forward to in the offseason.
- Upon stepping off the buses, the Penn State energy is palpable as the team is greeted by smiling hospital staffers before splitting into small groups. While some groups spread out to visit individual families in their rooms, members of the team also passed through a high-five tunnel into the Tree House Cafe.
- Surrounding families and patients with smiles, the Nittany Lions spent the afternoon simply spending time and having fun.
- "It's just the reactions, when you walk into a kid's room and they are huge Penn State football fan and their eyes light up," Charlie Shuman said. "You sit there talking for three minutes but you know it made their day and they had such a positive experience. That's what really makes it."

CLASSROOM SUCCESS

DEGREES ON THE WALL



- Ten Penn State student-athletes have earned 11 undergraduate degrees already and are now working on graduate degrees.
- Entering the 2018 season having earned their undergraduate degrees: **Mark Allen** (criminology), **Koa Farmer** (criminology/sociology), **Jan Johnson** (psychology), **Trace McSorley** (accounting), **Amani Oruwariye** (telecommunications), **Nick Scott** (psychology), **Charlie Shuman** (kinesiology), **Johnathan Thomas** (sociology), **DeAndre Thompkins** (psychology) and **Chasz Wright** (telecommunications).
- Penn State is one of 27 schools to have 10 or more graduates on the roster this season.

Team	Grads
UAB	19
Clemson	17
Pittsburgh	16
Arizona State	15
Baylor, Northwestern, SMU	14
Akron, Alabama, Auburn, Houston, Maryland, Temple, Virginia	12
Kansas, Miami (Fla.), Michigan, Old Dominion	11
Penn State , Arkansas, Cincinnati, Nevada, South Alabama, South Carolina, Texas Tech, UCF, West Virginia	10

CONTINUING ACADEMIC TRADITION

- Punter **Blake Gillikin** leads the Nittany Lions in the classroom with a perfect cumulative 4.0 grade point average following the 2018 spring semester.
- Gillikin claimed the Evan Pugh Scholar Award, given to those juniors and seniors who are in the upper 0.5 percent of their respective classes, in May 2018.
- Gillikin was presented with the President's Freshman Award, given annually to undergraduate degree candidates who have earned a 4.0 cumulative grade-point average based on at least 12 graded Penn State credits completed in their first semester of admission, in May 2017.
- Gillikin also serves as the treasurer for Penn State's Uplifting Athletes, helping the chapter raise nearly \$1.3 million for kidney cancer treatment and research since the first Penn State Lift for Life was held in 2003.
- Gillikin led a quartet of Nittany Lion football players earning Big Ten Distinguished Scholar recognition for having a 3.7 or higher GPA for the 2017-18 academic year. He was joined by **Charlie Shuman**, **Christopher Welde** and **Jake Zembiec**.
- Those four were among a Penn State-record 35 football student-athletes to earn All-Big Ten Academic honors following the 2017 fall semester.
- The football team's success in the classroom also contributed to an overall school record for fall Academic All-Big Ten honorees. Penn State tallied 117 fall honorees, shattering the previous fall mark of 100 set during the 2012-13 academic year.
- Gillikin and graduate Cody Hodgens both posted 4.0 GPAs, making the Nittany Lions the only Big Ten football team with two 4.0 students.

SPECIAL TEAMS NOTES

RETURN GAME LEADERS

- Returner **KJ Hamler** and **DeAndre Thompkins** both rank in the top 25 nationally in kickoff and punt returns, respectively.
- Hamler is averaging 24.4 yards per kickoff return to rank 25th in FBS and third in the Big Ten.
- Hamler has also returned four punts for 60 yards, giving him 353 combined return yards this season, which ranks 20th in FBS and first in the Big Ten.
- Hamler tied a career-long with a 52-yard kick return vs. Kent State to setup a Penn State touchdown drive. Hamler also had a 52-yard return in the season opener vs. Appalachian State, which helped setup a game-tying touchdown drive to force overtime.
- Hamler's return prowess and success on offense rank him with the fourth-highest all-purpose yards average this season (126.50) in the Big Ten. He just barely leads Penn State as RB **Miles Sanders** is averaging 126.33 all-purpose yards per game.
- Thompkins ranks second in the Big Ten and 18th in FBS averaging 11.5 yards per punt return.
- On punts alone, Thompkins' 173 combined kick return yards rank 10th in the conference.
- Thompkins returned a punt 39 yards for a touchdown at Pitt for his second career punt return touchdown. He also scored on a punt return against Akron last season.
- With two career punt returns for a touchdown, Thompkins is tied for fourth on Penn State's all-time list with 10 other players (most recently: Larry Johnson, 1998-2002).
- Penn State has been strong on punt return defense, yielding an average of just 3.00 yards to rank second in the Big Ten and 11th in FBS.

GILLIKIN FLIPS THE FIELD

- P **Blake Gillikin** ranks third in the Big Ten, averaging 42.9 yards per punt.
- Gillikin had a career-high 364 punting yards on eight punts against Michigan State. His previous high was 312 yards against Ohio State the previous game. His eight punts matched a career high also set against Ohio State.
- Gillikin landed one punt inside the 20 against Ohio State, raising his career total to 58.
- Gillikin has landed 31 punts inside the 10.
- Gillikin hit a 52-yard punt against Michigan State for his 33rd career punt more than 50 yards.
- Gillikin's four punts inside the 20 at Pitt tied a career high, which he has done three times (most recently vs. Indiana in 2017).
- He also tied his personal mark at Pitt with three punts inside the 10, which is the fifth time in his career he has done so.

FRESHMAN KICKERS

- Penn State debuted a pair of kickers in its season opener against App State.
- K **Jake Pinegar** booted his first career field goal (32 yards) late in the second quarter of the opener and kicked a career-long 39-yard field goal against Ohio State.
- Pinegar remains perfect in extra point attempts. He is 35-for-35 on the year.
- Penn State has made its last 179 extra points
- K **Rafael Checa** has 24 touchbacks on kickoffs this season and is averaging 60.0 yards per kickoff.

PRESEASON HONORS

RYAN BATES, OFFENSIVE LINE

Outland Trophy Watch List (Top OL or DL)

KOA FARMER, LINEBACKER

Butkus Award Watch List (Top LB)
Polynesian College Football Player of the Year Watch List

JAMES FRANKLIN, HEAD COACH

Bobby Dodd Trophy Watch List (Top Coach)

BLAKE GILLIKIN, PUNTER

Ray Guy Award Watch List (Top P)

JONATHAN HOLLAND, TIGHT END

Mackey Award Watch List (Top TE)

CONNOR MCGOVERN, OFFENSIVE LINE

Outland Trophy Watch List (Top OL or DL)
Rimington Watch List (Top C)

TRACE MCSORLEY, QUARTERBACK

Big Ten Preseason Honors
Watch Lists
CFPA National Performer of the Year Trophy Watch List
Davey O'Brien Award (Top QB)
Johnny Unitas Golden Arm Award (Top QB on and off field)
Manning Award (Top QB, including bowl game)
Maxwell Award (National Player of the Year)
Walter Camp Award (National Player of the Year)
Wuerffel Trophy (Community Service)
Preseason All-America
Associated Press (Second Team)
Athlon (Fourth Team)
CBS Sports (Second Team)
Sporting News (First Team)

SHAREEF MILLER, DEFENSIVE END

Bednarik Award Watch List (Defensive Player of the Year)
Hendricks Award Watch List (Top DE)

AMANI ORUWARIYE, CORNER BACK

Nagurski Trophy Watch List (Defensive Player of the Year)

MILES SANDERS, RUNNING BACK

Doak Walker Award Preseason Watch List (Top RB)

NICK SCOTT, SAFETY

Allstate AFCA Good Works Team Nominee

UPCOMING GAME THEMES

Visit GoPSUsports.com or call 1-800-NITTANY for more information.

10/27 - MILITARY APPRECIATION DAY; SEATS FOR SERVICEMEMBERS (IOWA)

- Penn State will honor the men and women who have bravely served our country by dedicating a game to them against Big Ten opponent Iowa.
- Fans are encouraged to purchase tickets to be donated to military members and their families through the "Seats for Servicemembers" program. ROTC elite, active duty, Wounded Warriors, and Veterans, and military families will be honored during the game.

11/10 - THON DAY (WISCONSIN)

- The Penn State student section ribbon will turn yellow to celebrate THON, the largest student-run philanthropy in the world.
- THON has raised more than \$147,000,000 in its history to benefit the Four Diamonds Fund.

11/24 - SENIOR DAY; PENN STATE PARENTS & FAMILIES TAILGATE; EDUCATOR APPRECIATION (MARYLAND)

- The Nittany Lion seniors will be introduced for the final time in front of the Beaver Stadium faithful.
- All Penn State parents and families are invited to Happy Valley to drop off their students after the Thanksgiving break and stay to attend the last home game of the year. All Penn State parents and families are eligible to purchase a special ticket package, which will include a pre-game tailgate inside Pegula Ice Arena.
- Educators across the state are eligible for a discounted ticket package to attend the game. To nominate an Educator from your hometown to be recognized as an Educator of the Year this season, for their dedication and service to your local community and school district, please visit GoPSUsports.com.

SEASON NOTES

NON-CONFERENCE SUCCESS

- Penn State went a perfect 3-0 in non-conference play this season.
- Penn State has won seven consecutive games over non-conference opponents during the regular season, dating back to a win 34-27 win over Temple in 2016.
- Under **James Franklin** (since 2014), Penn State is 15-2 against non-conference opposition during the regular season.

NITTANY LION POSITION CHANGES

- Among the Penn State players who will play new positions: **Damion Barber** (DE to DT) **Joe DuMond** (LB to DE), **Dae'Lun Darien** (WR to LB), **Brailyn Franklin** (LB to DE), **Hunter Kelly** (OL to OL/DL), **CJ Thorpe** (OL to OL/DL), **Lamont Wade** (CB to S) and **Chris Welde** (RB to CB).

PENN STATE NUMBER CHANGES

- Three Nittany Lions are wearing new numbers in 2018: **Dae'Lun Darien** (41), **Donovan Johnson** (2) and **C.J. Thorpe** (69).
- For the Ohio State game, RB Miles Sanders wore No. 8 to honor senior RB Mark Allen, who suffered a season-ending injury, and DE **Shaka Toney** wore No. 97 to honor senior DE **Ryan Buchholz**, who retired prior to the season due to injury concerns.

TAKING ON THE NEIGHBORS

- For the fifth consecutive year, Penn State is playing at least four FBS teams that are within a 250-mile drive (based on Google Maps from stadium to stadium).
- Penn State went 4-0 against its neighbors last season, and is 2-0 in 2018 after defeating Pitt, 51-6, and Kent State, 63-10.
- The only nearby FBS team Penn State has not played since 2012 is West Virginia, but the Mountaineers are on the Nittany Lions' schedule in 2023 and 2024.
- Since joining the Big Ten in 1993, Penn State is 45-4 against FBS teams within 250 miles.
- All-time, Penn State is 291-111-17 against its current FBS regional foes.

Distance	Team	Last Played	Result
139 Miles	Pittsburgh	Sept. 8, 2018	W, 51-6
181 Miles	West Virginia	Oct. 24, 1992	W, 40-26
198 Miles	Temple	Sept. 17, 2016	W, 34-27
198 Miles	Navy	Sept. 15, 2012	W, 34-7
199 Miles	Maryland	Nov. 25, 2017	W, 66-3
204 Miles	Buffalo	Sept. 12, 2015	W, 27-14
205 Miles	Kent State	Sept. 15, 2018	W, 63-10
215 Miles	Akron	Sept. 2, 2017	W, 52-0
224 Miles	Rutgers	Nov. 11, 2017	W, 35-6
230 Miles	Syracuse	Aug. 31, 2013	W, 23-17
250 Miles	Army	Oct. 3, 2015	W, 20-14

Bold indicates 2018 opponent

FAMILY AFFAIR

- Penn Staters know that it is very common for generations of families to all attend Penn State. For a fortunate few, immediate family members are also able to follow in a brother, father or grandfather's footsteps on the Penn State football team.
- Four sons of Penn State lettermen are on the 2018 team.

Father (Letters)	Son (Class)
Chris Thorpe (1988)	C.J. Thorpe (R-Fr.)
Leonard Humphries (1989-91)	Isaiah Humphries (Fr.)
Brian Chizmar (1986-89)	Max Chizmar (R-Fr.)
Bruce Clark (1985-86)	Brandon Clark (Fr.)

Older (Letters/Class)	Younger (Class)
Billy Fessler (2017)	Henry Fessler (Fr.)
Kyle Vasey (Sr.)	Dan Vasey (R-Fr.)
Adam DeBoef (2017)	Collin DeBoef (Fr.)
Christian Kuntz (2012)	Zack Kuntz (Fr.)

- Sophomore QB **Michael Shuster** is the grandson of Dick Hoak (1958-60).

OVERTIME OVER TIME

- College football introduced overtime during the bowl season in 1995 and adopted it for regular season games in 1996.
- Since then, Penn State has played 13 overtime games, including six over the 2012-14 seasons. Nine of the 13 overtime tilts have come at home, two in true road games, one in the 2006 Orange Bowl and one in the 2014 Pinstripe Bowl.
- Penn State is 8-5 all-time in overtime games, with a 5-4 record at Beaver Stadium, 1-1 mark in true road games and 2-0 ledger at a neutral site.
- Penn State has won three-straight overtime games under James Franklin. It's the longest streak of overtime wins since winning five-straight from 2006 to 2013
- Most recently, Penn State went into overtime in a season opener for the first time, opening the 2018 season with a 45-38 OT-win over Appalachian State. **Miles Sanders** rushed four times for 25 yards and a touchdown to open the bonus period, and then **Amani Oruwariye** intercepted an App State pass on first down from the 15 in the end zone.
- It was the seventh overtime game at Beaver Stadium since the start of the 2012 season. Penn State is 5-2 in those games.
- The 2018 overtime game was the first since Penn State defeated Minnesota, 29-26, on Oct. 1, 2016. After Minnesota kicked a field goal on its first possession, Penn State running back Saquon Barkley rushed 25 yards for a touchdown on the Nittany Lions first offensive play.
- Penn State's first two overtime contests came vs. Iowa in 2000 and 2002 at home. The Nittany Lions dropped their first three contests that went to the extra period, but won five straight overtime contests before falling to Nebraska on Nov. 23, 2013.
- Penn State's all-time overtime games:

Date	Opponent	Score
11/4/00	IOWA (2OT)	L, 23-26
9/28/02	IOWA	L, 35-42
10/12/02	at Michigan	L, 24-27
1/3/06	vs. Florida State (3OT) ¹	W, 26-23
10/7/06	at Minnesota	W, 28-27
11/24/12	WISCONSIN	W, 24-21
10/12/13	MICHIGAN (4OT)	W, 43-40
11/2/13	ILLINOIS	W, 24-17
11/23/13	NEBRASKA	L, 20-23
10/25/14	OHIO STATE (2OT)	L, 24-31
12/27/14	vs. Boston College ²	W, 31-30
10/2/16	MINNESOTA	W, 29-26
9/1/18	APPALACHIAN STATE	W, 45-38

¹ - Orange Bowl, ² - Pinstripe Bowl

PENN STATE IN 26TH BIG TEN SEASON

- After 106 years as an independent in football, Penn State began play in the Big Ten Conference in 1993 and is playing its 26th season in the conference.
- The Nittany Lions were outright Big Ten Champions in 1994 and 2016 and shared titles with Ohio State in 2005 and 2008.
- Penn State beat Oregon to win the 1995 Rose Bowl and played USC in the 2009 and 2017 Rose Bowls.
- Penn State won the 2006 Orange Bowl and finished the season ranked No. 3.

HAPPY VALLEY

HOME SWEET HOME

- With a 287-74 all-time record in Beaver Stadium, Penn State owns the eighth-best winning percentage (.795) in its current home venue amongst current FBS schools and leads the Big Ten.
- Only Alabama (.829) and Oklahoma (.811) have higher winning percentages in facilities older than Beaver Stadium.

School	Stadium Name (Opened)	Rec	Win %
1. Houston	TDECU Stadium (2014)	25-5	.833
2. Ga. Southern	Paulson Stadium (1984)	191-39	.830
3. Alabama	Bryant-Denny Stadium (1929)	263-53-3	.829
4. Boise State	Albertsons Stadium (1970)	261-55	.826
5. Marshall	Joan C. Edwards Stadium (1991)	156-34	.821
6. Oklahoma	Gaylord Family-Oklahoma Memorial Stad. (1923)	394-86-15	.811
7. Penn State	Beaver Stadium (1960)	287-74	.795
8. Auburn	Jordan-Hare Stadium (1939)	322-83-7	.790
9. Ohio State	Ohio Stadium (1922)	441-112-20	.787
10. Tennessee	Neyland Stadium (1921)	465-129-17	.775

TOP 10 BEAVER STADIUM CROWDS

Rk.	Attend.	Date	Result
1.	110,889	Sept. 29, 2018	Ohio State 27, Penn State 26
2.	110,823	Oct. 21, 2017	Penn State 42, Michigan 13
3.	110,753	Sept. 14, 2002	Penn State 40, Nebraska 7
4.	110,134	Oct. 27, 2007	Ohio State 37, Penn State 17
5.	110,078	Sept. 8, 2007	Penn State 31, Notre Dame 10
6.	110,033	Nov. 7, 2009	Ohio State 24, Penn State 7
7.	110,017	Oct. 18, 2008	Penn State 46, Michigan 17
8.	110,007	Oct. 14, 2006	Michigan 17, Penn State 10
9.	109,898	Sept. 9, 2017	Penn State 33, Pitt 14
10.	109,865	Nov. 5, 2005	Penn State 35, Wisconsin 14

LARGEST CROWDS TO WATCH PENN STATE

Rk.	Attend.	Date	Opponent, Stadium
1.	113,085	Oct. 11, 2014	Michigan, Michigan Stadium
2.	111,502	Oct. 12, 2002	Michigan, Michigan Stadium
3.	111,310	Sept. 22, 2007	Michigan, Michigan Stadium
4.	111,249	Oct. 15, 2005	Michigan, Michigan Stadium
5.	111,019	Nov. 7, 1998	Michigan, Michigan Stadium
6.	110,889	Sept. 29, 2018	Ohio State, Beaver Stadium
7.	110,823	Oct. 21, 2017	Michigan, Beaver Stadium
8.	110,803	Nov. 11, 2000	Michigan, Michigan Stadium
9.	110,753	Sept. 14, 2002	Nebraska, Beaver Stadium
10.	110,377	Oct. 24, 2009	Michigan, Michigan Stadium
11.	110,319	Sept. 24, 2016	Michigan, Michigan Stadium
12.	110,134	Oct. 27, 2007	Ohio State, Beaver Stadium
13.	110,078	Sept. 8, 2007	Notre Dame, Beaver Stadium
14.	110,033	Nov. 7, 2009	Ohio State, Beaver Stadium
15.	110,017	Oct. 18, 2008	Michigan, Beaver Stadium
16.	110,007	Oct. 14, 2006	Michigan, Beaver Stadium
17.	109,898	Sept. 9, 2017	Pitt, Beaver Stadium

20 2018 PENN STATE FOOTBALL

FUTURE SCHEDULES

2019 Schedule

Aug. 31 IDAHO
 Sept. 7 BUFFALO
 Sept. 14 PITTSBURGH
 Sept. 21 Bye
 Sept. 28 at Maryland*
 Oct. 5 PURDUE*
 Oct. 12 at Iowa*
 Oct. 19 MICHIGAN*
 Oct. 26 at Michigan State*
 Nov. 2 Bye
 Nov. 9 at Minnesota*
 Nov. 16 INDIANA*
 Nov. 23 at Ohio State*
 Nov. 30 RUTGERS*
 Dec. 7 BIG Championship^

2021 Schedule

Sept. 4 at Wisconsin*
 Sept. 11 BALL STATE
 Sept. 18 AUBURN
 Sept. 25 VILLANOVA
 Oct. 2 Bye
 Oct. 9 at Iowa*
 Oct. 16 ILLINOIS*
 Oct. 23 at Michigan State*
 Oct. 30 INDIANA*
 Nov. 6 at Maryland*
 Nov. 13 MICHIGAN*
 Nov. 20 at Ohio State*
 Nov. 27 RUTGERS*
 Dec. 4 BIG Championship^

2023 Schedule

Sept. 2 West Virginia
 Sept. 9 DELAWARE
 Sept. 16 at Illinois*
 Sept. 23 at Northwestern*
 Sept. 30 Open
 Oct. 7 Indiana*
 Oct. 14 at Michigan State*
 Oct. 21 at Ohio State*
 Oct. 28 IOWA*
 Nov. 4 MICHIGAN*
 Nov. 11 Open
 Nov. 18 RUTGERS*
 Nov. 25 at Maryland*
 Dec. 2 BIG Championship^
One non-conference game to be scheduled

2025 Schedule

Sept. 6 Virginia Tech
 Sept. 13 Open
 Sept. 20 Rutgers*
 Sept. 27 at Illinois*
 Oct. 4 Purdue*
 Oct. 11 Open
 Oct. 18 at Maryland*
 Oct. 25 at Minnesota*
 Nov. 1 Indiana*
 Nov. 8 Open
 Nov. 15 at Ohio State*
 Nov. 22 Michigan*
 Nov. 29 at Michigan State*
 Dec. 6 BIG Championship^
Two non-conference games to be scheduled

2020 Schedule

Sept. 5 NEVADA
 Sept. 12 at Virginia Tech
 Sept. 19 SAN JOSE STATE
 Sept. 26 NORTHWESTERN*
 Oct. 3 at Michigan*
 Oct. 10 Bye
 Oct. 17 IOWA*
 Oct. 24 OHIO STATE*
 Oct. 31 at Indiana*
 Nov. 7 at Nebraska*
 Nov. 14 MICHIGAN STATE*
 Nov. 21 MARYLAND*
 Nov. 28 at Rutgers*
 Dec. 5 BIG Championship^

2022 Schedule

Sept. 3 at Purdue*
 Sept. 10 Open
 Sept. 17 at Auburn
 Sept. 24 CENTRAL MICHIGAN
 Oct. 1 OHIO STATE*
 Oct. 8 at Michigan*
 Oct. 15 ILLINOIS*
 Oct. 22 Open
 Oct. 29 MICHIGAN STATE*
 Nov. 5 at Indiana*
 Nov. 12 MARYLAND*
 Nov. 19 MINNESOTA*
 Nov. 26 at Rutgers*
 Dec. 3 BIG Championship^
One non-conference game to be scheduled

2024 Schedule

Aug. 31 at West Virginia
 Sept. 7 BOWLING GREEN
 Sept. 14 at Rutgers*
 Sept. 21 Open
 Sept. 28 Open
 Oct. 5 MARYLAND*
 Oct. 12 ILLINOIS*
 Oct. 19 at Wisconsin*
 Oct. 26 NEBRASKA*
 Nov. 2 Open
 Nov. 9 OHIO STATE*
 Nov. 16 at Michigan*
 Nov. 23 at Indiana*
 Nov. 30 MICHIGAN STATE*
 Dec. 7 BIG Championship^
One non-conference game to be scheduled

Future Non-Conference Games

Sept. 12, 2026 at Temple
 Sept. 11, 2027 DELAWARE
 Sept. 18, 2027 TEMPLE
 * Big Ten Game
 ^ Lucas Oil Stadium;
 Indianapolis
 & TBA

Schedule subject to change

LIONS UNDER THE LIGHTS

- The 2018 season marks the 18th straight with at least one regular-season night game on the schedule, and the 10th since 2000 with multiple night games in the same season.
- Penn State won its first two night games of the season (at Pitt and at Illinois), but were defeated by No 4 Ohio State, ending a streak of nine consecutive nighttime wins. Penn State's lone losses in its last 11 night games are both to Ohio State.
- Three of Penn State's first five games of the season were played at night, its most since playing three of its first four games at night in 1991.
- Penn State is 51-31 at night all-time. The figure breaks down to 14-10 at home, 25-14 on the road and 12-7 in neutral site games. Penn State is 1-1 at regular season neutral sites, 11-6 in bowl games and 1-0 in conference championship games.
- The Lions' night games since 2000 include: Ohio State, Illinois and Pitt (2018); Michigan, Iowa and Georgia State (2017); Ohio State, Iowa, Rutgers and Wisconsin (2016); Ohio State and Rutgers (2015); Boston College (Pinstripe Bowl), Ohio State, Michigan and Rutgers (2014); Ohio State, Michigan and UCF (2013); Iowa and Ohio State (2012); Northwestern (2011); Alabama, Iowa and Michigan (2010); Iowa (2009); Illinois, Wisconsin and Ohio State (2008); Notre Dame, Ohio State and Texas A&M (2007); Michigan (2006); Illinois, Ohio State and Florida State (2005); Minnesota and Boston College (2004); Nebraska (2002 and 2003); Miami (Fla.) (2001) and Indiana (2000).
- On Oct. 12, 2013, the Lions claimed the longest game in Big Ten history when they edged Michigan under the lights, 43-40, in four overtimes in front of a sellout Beaver Stadium crowd of 107,844 on Homecoming.

NITTANY LIONS CLAIM "HERBIES"

- ESPN analyst Kirk Herbstreit tabbed two Penn State quarterbacks for awards in his annual preseason "Herbie Awards" show.
- He selected **Trace McSorley** as the "Most Exciting Player" in college football and fellow signal caller **Tommy Stevens** as the "Most Unselfish" player in college football.
- Penn State's incredible fans also got nods, as Herbie recognized the Penn State White Out as the "Best Atmosphere" in college football, while the student section was recognized as the best in college football.
- Herbstreit also picked the Lions to win the Big Ten Championship and reach the College Football Playoff.

BLUE-WHITE

- The 2019 date has been set for the annual Blue-White Game, which is one of the highlights of the Penn State sports calendar.
- The Blue-White football game will be played Saturday, April 13, 2019 in Beaver Stadium. The intra-squad scrimmage is tentatively scheduled to kick in the early to mid-afternoon. The Nittany Lions concluded spring practice on April 21, with an estimated 71,000 fans attending the 2018 Blue-White Game, the nation's fourth-largest spring football crowd this year.
- The Blue-White Game is the university's unofficial annual spring reunion. The game has drawn more than 50,000 fans in 10 of the past 12 years, including six crowds above 70,000.
- More details will be announced after the 2018 season.

COLLINS GOING INTO THE HALL

- Penn State national award winner and first-team All-America QB Kerry Collins has been elected to the College Football Hall of Fame as part of the 2018 class.
- Collins was recognized for the honor during the Ohio State game as part of National Football Foundation (NFF) Hall of Fame On-Campus Salutes, presented by Fidelity Investments.
- Collins will be inducted to the Hall of Fame December 4, 2018 at the 61st (NFF) Annual Awards Dinner in New York. Collins is the 25th member of the Penn State football family to be elected.
- Linebacker Shane Conlan was the most recent player inductee in 2014, while former Nittany Lion player Bill Bowes was enshrined into the Hall of Fame as the University of New Hampshire head coach in 2016.
- Collins helped Penn State post a 40-9 record from 1991-94 and was instrumental in the Nittany Lions earning a 22-2 overall mark (14-2 conference) during their first two years in the Big Ten Conference, posting records of 10-2 in 1993 and 12-0 in 1994.
- The recipient of the 1994 Maxwell Award as the National Player of the Year, he helped the Nittany Lions win three New Year's Day bowl games: the 1992 Fiesta, 1994 Citrus and 1995 Rose Bowls.

COLLEGE HALL OF FAME NOMINEES

- First-team All-Americans Bobby Engram, Jeff Hartings and Steve Wisniewski have been selected as a part of the national ballot for the National Football Foundation's College Hall of Fame's Class of 2019.
- A total of 76 players and six coaches from FBS are on the 2019 ballot.
- The trio of standouts who were instrumental in helping Penn State post undefeated and championship seasons have an opportunity to join 19 former Nittany Lion players and five Penn State coaches who have been inducted into the Hall. Engram and Hartings are appearing on the ballot for the first time.
- Also on the ballot is former Nittany Lion student-athlete Glenn Killinger, who is among the candidates for the divisional coach Class of 2019. Killinger was inducted into the Hall of Fame as a player in 1966.
- Quarterback Kerry Collins will be inducted into the Hall of Fame in December, joining the likes of Shane Conlan, Curt Warner and Lydell Mitchell.
- The announcement of the 2019 Class will be made Monday, Jan. 7, 2019, in Santa Clara, California. The city is serving as the host for the CFP National Championship, which will be played later that day at Levi's Stadium.
- Engram helped Penn State to a 42-7 record during his career (1991, 1993-95), including a 19-5 record in Big Ten play. The recipient of the inaugural Biletnikoff Award in 1994 as the nation's top receiver, he helped Penn State to four bowl wins during his time in Happy Valley, including the 1995 Rose Bowl and 1992 Fiesta Bowl. In addition, Engram was selected as the MVP of the 1996 Outback Bowl and the 1993 Citrus Bowl (offensive MVP).
- Hartings excelled on the field and in the classroom for the Nittany Lions, claiming first-team CoSIDA Academic All-America honors and six first-team All-America accolades during his career. In 1995, he was an NFF Hall of Fame Scholar-Athlete team honoree and Rotary Lombardi Trophy semifinalist. The native of St. Henry, Ohio was the keystone of the offensive line that helped the 1994 offense break 14 school season records and seven Big Ten season marks.
- Wisniewski was a three-year starter at guard for the Nittany Lions who would go on to become an All-Pro lineman in the NFL. He was one of two sophomores to start on the 1986 National Championship team and he opened holes for two first-team All-America running backs, Blair Thomas (1987) and D.J. Dozier (1986). One of just four Penn State offensive linemen to earn a pair of first-team All-America honors, he was recognized in 1988 by the American Football Coaches (AFCA) and repeated All-America accolades from Sporting News. A 1988 team captain, Wisniewski is one of just two offensive linemen to earn Penn State's team MVP honor since its creation in 1978.

DEPTH CHART

OFFENSE

Wide Receiver

- 84 Juwan Johnson (6-4, 225, Sr./Jr.)
- 81 Cam Sullivan-Brown (6-0, 188, So./Fr.)
- 86 Daniel George (6-2, 220, Fr./Fr.)

Tight End

- 87 Pat Freiermuth (6-5, 258, Fr./Fr.)
- 83 Nick Bowers (6-4, 260, Sr./Jr.)
- 18 Jonathan Holland (6-4, 252, Sr./Jr.) **OR**
- 80 Danny Dalton (6-4, 247, Jr./So.)

Left Tackle

- 52 Ryan Bates (6-4, 302, Sr./Jr.)
- 71 Will Fries (6-6, 306, Jr./So.)
- 51 Alex Gellerstedt (6-6, 311, Jr./So.)

Left Guard

- 74 Steven Gonzalez (6-4, 325, Sr./Jr.)
- 73 Mike Miranda (6-3, 298, So./Fr.)
- 72 Bryce Effner (6-5, 272, Fr./Fr.)

Center

- 62 Michal Menet (6-4, 298, Jr./So.)
- 64 Zach Simpson (6-3, 290, Sr./Jr.)
- 70 Juice Scruggs (6-3, 278, Fr./Fr.)

Right Guard

- 66 Connor McGovern (6-5, 323, Jr./Jr.)
- 75 Des Holmes (6-5, 322, So./Fr.)
- 79 Charlie Shuman (6-8, 324, Gr./Sr.)

Right Tackle

- 71 Will Fries (6-6, 306, Jr./So.)
- 77 Chasz Wright (6-7, 353, Gr./Sr.)
- 51 Alex Gellerstedt (6-6, 311, Jr./So.)

Wide Receiver

- 10 Brandon Polk (5-9, 179, Sr./Jr.) **OR**
- 3 DeAndre Thompkins (5-11, 188, Gr./Sr.)
- 85 Isaac Lutz (5-11, 186, Jr./So.)

Wide Receiver

- 1 KJ Hamler (5-9, 173, So./Fr.)
- 12 Mac Hippenhammer (5-11, 177, So./Fr.)
- 5 Jahan Dotson (5-11, 169, Fr./Fr.)

Quarterback

- 9 Trace McSorley (6-0, 201, Gr./Sr.)
- 2 Tommy Stevens (6-5, 240, Sr./Jr.)
- 14 Sean Clifford (6-2, 219, So./Fr.)

Running Back

- 24 Miles Sanders (5-11, 215, Jr./Jr.)
- 4 Ricky Slade (5-9, 198, Fr./Fr.)
- 32 Journey Brown (5-11, 205, So./Fr.) **OR**
- 20 Johnathan Thomas (5-11, 218, Gr./Sr.)

Lion

- 2 Tommy Stevens (6-5, 240, Sr./Jr.)

DEFENSE

Defensive End

- 48 Shareef Miller (6-5, 260, Sr./Jr.)
- 18 Shaka Toney (6-3, 241, Jr./So.)
- 49 Daniel Joseph (6-3, 253, Jr./So.)

Defensive Tackle

- 30 Kevin Givens (6-1, 285, Sr./Jr.)
- 93 PJ Mustipher (6-4, 300, Fr./Fr.)
- 90 Damion Barber (6-3, 283, So./Fr.)

Defensive Tackle

- 54 Robert Windsor (6-4, 295, Sr./Jr.)
- 55 Antonio Shelton (6-2, 310, Jr./So.)
- 69 C.J. Thorpe (6-3, 328, So./Fr.)

Defensive End

- 99 Yetur Gross-Matos (6-5, 259, So./So.)
- 34 Shane Simmons (6-3, 250, Jr./So.)
- 46 Nick Tarburton (6-3, 246, Fr./Fr.)

Outside Linebacker

- 7 Koa Farmer (6-1, 230, Gr./Sr.)
- 11 Micah Parsons (6-3, 240, Fr./Fr.)
- 33 Jake Cooper (6-1, 234, Sr./Sr.)

Middle Linebacker

- 36 Jan Johnson (6-2, 234, Gr./Jr.)
- 13 Ellis Brooks (6-1, 235, So./Fr.)
- 40 Jesse Luketa (6-3, 236, Fr./Fr.)

Outside Linebacker

- 6 Cam Brown (6-5, 223, Jr./Jr.)
- 9 Jarvis Miller (6-2, 223, Jr./Jr.)
- 41 Dae'Lun Darien (6-4, 223, Jr./So.)

Cornerback

- 21 Amani Oruwariye (6-1, 203, Gr./Sr.)
- 2 Donovan Johnson (5-9, 182, So./Fr.)
- 14 Zech McPhearson (5-11, 188, Jr./So.)

Safety

- 17 Garrett Taylor (6-0, 203, Sr./Jr.)
- 38 Lamont Wade (5-9, 194, So./So.)
- 26 Jonathan Sutherland (5-11, 201, So./Fr.)

Safety

- 4 Nick Scott (5-11, 200, Gr./Sr.)
- 23 Ayrton Monroe (5-11, 206, Sr./Jr.) **OR**
- 26 Jonathan Sutherland (5-11, 201, So./Fr.)

Cornerback

- 29 John Reid (5-10, 180, Sr./Jr.) **OR**
- 5 Tariq Castro-Fields (6-0, 186, So./So.)
- 14 Zech McPhearson (5-11, 188, Jr./So.)

Star

- 29 John Reid (5-10, 180, Sr./Jr.)
- 2 Donovan Johnson (5-9, 182, So./Fr.)
- 38 Lamont Wade (5-9, 194, So./So.)

SPECIAL TEAMS

Punter

- 93 Blake Gillikin (6-2, 192, Jr./Jr.)
- 49 Cade Pollard (5-11, 207, Fr./Fr.)
- 95 Vlad Hilling (5-10, 217, Fr./Fr.)

Kicker (Field Goal)

- 92 Jake Pinegar (6-2, 197, Fr./Fr.)
- 99 Justin Tobin (6-2, 191, Jr./So.) **OR**
- 95 Vlad Hilling (5-10, 217, Fr./Fr.)

Kicker (Kickoff)

- 90 Rafael Checa (6-2, 205, Fr./Fr.)
- 92 Jake Pinegar (6-2, 197, Fr./Fr.)
- 95 Vlad Hilling (5-10, 217, Fr./Fr.)

Holder

- 93 Blake Gillikin (6-2, 192, Jr./Jr.)
- 15 Michael Shuster (6-2, 209, Jr./So.)
- 36 Jan Johnson (6-2, 234, Gr./Jr.)

Long Snapper

- 96 Kyle Vasey (6-2, 231, 5th/Sr.)
- 91 Chris Stoll (6-2, 257, So./Fr.)
- 94 Joe Calcagno (6-0, 242, So./Fr.)

Kickoff Returners

- 1 KJ Hamler (5-9, 173, So./Fr.)
- 32 Journey Brown (5-11, 205, So./Fr.)
- 4 Ricky Slade (5-9, 198, Fr./Fr.)

Punt Returners

- 3 DeAndre Thompkins (5-11, 188, Gr./Sr.)
- 1 KJ Hamler (5-9, 173, So./Fr.) **OR**
- 29 John Reid (5-10, 180, Sr./Jr.)

PRONUNCIATIONS

Joe Calcagno CAL-kag-no
 Tariq Castro-Fields TUH-reek Castro-Fields
 Rafael Checa ra-fye-ell check-uh
 Dae'Lun Darien DAY-lawn Darien
 Jahan Dotson JUH-han DOT-son
 Brelin Faison-Walden BREY-lynn FACE-in Walden
 Koa Farmer CO-uh Farmer
 Pat Freiermuth Pat fryer-muth
 Will Fries Will FRY-z
 Yetur Gross-Matos YEE-tore Gross-Mah-tose
 Fred Hansard Hann-SARD
 Drew Hartlaub Drew heart-lob
 Aeneas Hawkins ah-knee-iss HAWK-ins
 Alex Hoenstine Alex hoe-en-styne
 Charlie Katshir Charlie catch-sure
 Zack Kuntz Zack KOON-ts
 Will Levis Will lev-iss
 Jesse Luketa Jesse LUKE-keh-uh
 Zech McPhearson Zack McPhearson
 Michal Menet Michael men-NET
 Ayrton Monroe AIR-en Monroe
 Amani Oruwariye UH-monn-E O-rue-waar-ee-A
 Jayson Oweh Jason Oh-way
 Jake Pinegar Jake pin-ah-grrr
 Dan/Kyle Vasey Dan/Kyle VAY-see
 Chris Welde Chris WELL-dee

Coaches

Phil Galiano gail-lee-on-no
 Ricky Rahne Ricky Ronnie
 Ja'Juan Seider JAY-juan cider

ASSISTANT COACHES



Brent Pry
 Defensive Coord./
 LBs
 Field



Ricky Rahne
 Offensive Coord./
 QBs
 Booth



Phil Galiano
 Special Teams Coord./
 Asst. DL
 Field



Tim Banks
 Co-Def. Coord./
 Safeties
 Booth



Tyler Bowen
 Tight Ends
 Field



David Corley
 Wide Receivers
 Field



Matt Limegrover
 Run Game Coord./
 OL
 Field



Ja'Juan Seider
 Running Backs
 Field



Terry M. Smith
 Asst. Head Coach/
 CBs
 Field



Sean Spencer
 Assoc. Head Coach/
 Run Game Coord./DL
 Field

22 2018 PENN STATE FOOTBALL

NUMERICAL ROSTER (1-50)

NO.	NAME	POS.	CL./EL.	HT.	WT.	HIGH SCHOOL/COACH	HOMETOWN
1	Hamler, KJ	WR	So./Fr.	5-9	173	IMG Academy (Fla.)/Kevin Wright	Pontiac, Mich.
2	Humphries, Isaiah	S	Fr./Fr.	6-0	187	Sachse/Red Behrens	Rowlett, Texas
2	Johnson, Donovan	CB	So./Fr.	5-9	182	Cass Tech/Thomas Wilcher	Detroit, Mich.
2	Stevens, Tommy *	QB	Sr./Jr.	6-5	240	Decatur Central/Justin Dixon	Indianapolis, Ind.
3	Thompkins, DeAndre ***	WR	Gr./Sr.	5-11	188	Swansboro/Tim Laspada	Hubert, N.C.
4	Scott, Nick ***	S	Gr./Sr.	5-11	200	Fairfax/Kevin Simonds	Fairfax, Va.
4	Slade, Ricky	RB	Fr./Fr.	5-9	198	C.D. Hylton/Tony Lilly	Woodbridge, Va.
5	Castro-Fields, Tariq *	CB	So./So.	6-0	186	Riverdale Baptist School/Caesar Nettles	Upper Marlboro, Md.
5	Dotson, Jahan	WR	Fr./Fr.	5-11	169	Nazareth Area/Tom Falzone	Nazareth, Pa.
6	Brown, Cam **	LB	Jr./Jr.	6-5	223	The Bullis School/Patrick Cilento	Burtonsville, Md.
6	Shorter, Justin	WR	Fr./Fr.	6-4	226	South Brunswick/Joe Goerge	Monmouth Junction, N.J.
7	Farmer, Koa ***	LB	Gr./Sr.	6-1	230	Notre Dame/Kevin Rooney	Lake View Terrace, Calif.
8	Allen, Mark *	RB	Gr./Sr.	5-6	184	DeMatha/Elijah Brooks	Hyattsville, Md.
9	McSorley, Trace ***	QB	Gr./Sr.	6-0	201	Briar Woods/Charlie Pierce	Ashburn, Va.
9	Miller, Jarvis **	LB	Sr./Jr.	6-2	223	Windsor Locks/Suffield/East Granby/Jason Qua	Suffield, Conn.
10	Polk, Brandon **	WR	Sr./Jr.	5-9	179	Briar Woods/Charlie Pierce	Ashburn, Va.
11	Parsons, Micah	LB	Fr./Fr.	6-3	240	Harrisburg/Calvin Everett	Harrisburg, Pa.
12	Hippenhammer, Mac	WR	So./Fr.	5-11	177	R. Nelson Snider/Kurt Tippmann	Fort Wayne, Ind.
13	Brooks, Ellis	LB	So./Fr.	6-1	233	Benedictine College Prep/Greg Lilly	Mechanicsville, Va.
13	Kline, Grayson	QB	Fr./Fr.	6-5	219	Warwick/Bob Locker	Sinking Spring, Pa.
14	Clifford, Sean	QB	So./Fr.	6-2	219	St. Xavier/Steve Specht	Cincinnati, Ohio
14	McPhearson, Zech *	CB	Jr./So.	5-11	188	Riverdale Baptist School/Caesar Nettles	Columbia, Md.
15	Shuster, Michael	QB	Jr./So.	6-2	209	Camp Hill/Frank Gay	Camp Hill, Pa.
16	Petrisen, John	S	Sr./Jr.	6-0	206	Pittsburgh Central Catholic/Terry Totten	Lower Burrell, Pa.
17	Levis, Will	QB	Fr./Fr.	6-3	226	Xavier/Andy Guyon	Madison, Conn.
17	Taylor, Garrett **	S	Sr./Jr.	6-0	203	St. Christopher's/Lance Clelland	Richmond, Va.
18	Holland, Jonathan **	TE/H	Sr./Jr.	6-4	252	The Bullis School/Patrick Cilento	Brandywine, Md.
18	Toney, Shaka *	DE	Jr./So.	6-3	241	Imhotep Charter/Albie Crosby	Philadelphia, Pa.
19	Gordon, Trent	CB	Fr./Fr.	5-11	184	Manvel/Kirk Martin	Spring, Texas
20	Butler, Jabari	CB	Sr./Jr.	5-11	186	Abilene Christian University/Ken Collums	Potomac, Md.
20	Thomas, Johnathan *	RB	Gr./Sr.	5-11	218	St. John's Prep/Jim O'Leary	Peabody, Mass.
21	Oruwariye, Amani ***	CB	Gr./Sr.	6-1	203	Gaither/Jason Stokes	Tampa, Fla.
23	Monroe, Ayron **	S	Sr./Jr.	5-11	206	St. John's College H.S./Joe Patterson	Largo, Md.
24	Brown, DJ	CB	So./Fr.	5-10	177	Creekside/Will Rogers	College Park, Ga.
24	Sanders, Miles **	RB	Jr./Jr.	5-11	215	Woodland Hills/George Novak	Pittsburgh, Pa.
25	Faison-Walden, Brelin	LB	So./Fr.	6-1	207	Grimsley/Darrel Brown	Greensboro, N.C.
26	Sutherland, Jonathan	S	So./Fr.	5-11	201	Episcopal (Va.)/Panos Voulgaris	Ottawa, Ont.
27	Hawkins, Aeneas	DT	Fr./Fr.	6-2	285	Moeller/John Rodenberg	Cincinnati, Ohio
27	Romano, Cody	S	Fr./Fr.	6-2	207	Blair Academy/Jim Saylor	Newton, N.J.
28	Oweh, Jayson	DE	Fr./Fr.	6-5	247	Blair Academy/Jim Saylor	Howell, N.J.
29	Fessler, Henry	WR	Fr./Fr.	5-10	170	Cathedral Prep/Mike Mischler	Erie, Pa.
29	Reid, John **	CB	Sr./Jr.	5-10	180	St. Joseph's Prep (Pa.)/Gabe Infante	Mount Laurel, N.J.
30	Givens, Kevin **	DT	Sr./Jr.	6-1	285	Altoona Area/John Franco	Altoona, Pa.
31	Welde, Christopher	CB	Sr./Jr.	5-7	170	Council Rock North/Adam Collachi	Newtown, Pa.
32	Brown, Journey	RB	So./Fr.	5-11	205	Meadville/Ray Collins	Meadville, Pa.
33	Cooper, Jake ***	LB	Sr./Sr.	6-1	234	Archbishop Wood/Steve Devlin	Doylestown, Pa.
33	Holmes, C.J.	RB	So./So.	6-0	215	Notre Dame/Brian Kelly	Hamden, Conn.
34	Simmons, Shane *	DE	Jr./So.	6-3	250	DeMatha/Elijah Brooks	Laurel, Md.
35	Neff, Justin	S	So./Fr.	6-1	193	Central Mountain/James Renninger	Mill Hall, Pa.
36	Johnson, Jan	LB	Gr./Jr.	6-2	234	Governor Mifflin/Dominic Vecchio	Mohnton, Pa.
37	Hartlaub, Drew	S	So./Fr.	5-11	179	South Western/Chris Heilman	Hanover, Pa.
38	Wade, Lamont *	S	So./So.	5-9	194	Clairton/Wayne Wade	Clairton, Pa.
39	Di Leo, Frank	LB	Sr./Jr.	5-9	225	Saint Ignatius College Prep/John O'Connor	Elmhurst, Ill.
40	Eury, Nick	RB	Jr./So.	5-9	204	Lake-Lehman/Jerry Gilsky	Shavertown, Pa.
40	Luketa, Jesse	LB	Fr./Fr.	6-3	236	Mercyhurst Prep (Pa.)/Jeff Root	Ottawa, Ont.
41	Arcangelo, Joe	TE/H	Sr./Jr.	6-4	259	Abington Heights/Joe Repshis	Clarks Summit, Pa.
41	Darien, Dae'Lun *	LB	Jr./So.	6-4	223	Dunbar/Lawrence Smith	Baltimore, Md.
43	Baker, Trevor	TE/H	So./Fr.	6-3	220	Lewis S. Mills (Conn.)/Jose Santana	Easton, Pa.
42	Jordan, Ellison *	DT	Jr./So.	6-0	291	Gilman School/Biff Poggi	Upper Marlboro, Md.
44	Pica, Cameron	WR	So./Fr.	6-2	210	Hickory/Bill Brest	Hermitage, Pa.
45	DuMond, Joe	DE	Jr./So.	5-11	249	St. Joseph's Prep/Gabe Infante	Philadelphia, Pa.
45	Katshir, Charlie	LB	Fr./Fr.	6-3	220	Cumberland Valley/Michael Whitehead	Camp Hill, Pa.
46	Tarburton, Nick	DE	Fr./Fr.	6-3	246	Pennridge/Jeff Hollenbach	Green Lane, Pa.
48	Miller, Shareef **	DE	Sr./Jr.	6-5	260	George Washington/Ronald Cohen	Philadelphia, Pa.
49	Joseph, Daniel	DE	Jr./So.	6-3	253	Lake Forest Academy (Ill.)/Robin Bowkett	Brampton, Ont.
49	Pollard, Cade	P	Fr./Fr.	5-11	207	Samuel V. Boerne Champion/Keith Kaiser	Boerne, Texas
50	Chizmar, Max	LB	So./Fr.	6-2	222	Mars Area/Scott Heinauer	Mars, Pa.
50	Knutsson, Will	OL	Fr./Fr.	6-2	307	McDonogh School/Dom Damico	Fredericksburg, Va.

NUMERICAL ROSTER (51-99)

NO.	NAME	POS.	CL./EL.	HT.	WT.	HIGH SCHOOL/COACH	HOMETOWN
51	Gellerstedt, Alex *	OL	Jr./So.	6-6	311	Dublin Coffman/Mark Crabtree	Dublin, Ohio
51	Vranic, Jason	LB	5th/Sr.	6-0	224	Erie C.C./Scott Pilkey	Wheatfield, N.Y.
52	Bates, Ryan **	OL	Sr./Jr.	6-4	302	Archbishop Wood/Steve Devlin	Warrington, Pa.
53	Hansard, Fred	DT	So./Fr.	6-3	316	The Hun School/Todd Smith	Burlington, N.J.
53	Walker, Rasheed	OL	Fr./Fr.	6-6	308	North Point/Tom Petre	Waldorf, Md.
54	Windsor, Robert **	DT	Sr./Jr.	6-4	295	Fond Du Lac/Mike Gnewuch	Fond Du Lac, Wis.
55	Shelton, Antonio	DT	Jr./So.	6-2	310	Westerville-North/Rodger Elander	Westerville, Ohio
58	Presta, Evan	DT	So./Fr.	6-3	279	Cathedral Prep/Mike Mischler	Erie, Pa.
59	Konigus, Kaleb	OL	Fr./Fr.	6-2	300	Lake-Lehman/Jerry Gilsky	Lehman, Pa.
62	Menet, Michal *	OL	Jr./So.	6-4	298	Exeter Township Senior/Matt Bauer	Birdsboro, Pa.
63	DeBoef, Collin	OL	Fr./Fr.	6-5	255	State College Area/Matt Lintal	State College, Pa.
64	Simpson, Zach **	OL	Sr./Jr.	6-3	290	Holidaysburg Area/Homer DeLattre	Holidaysburg, Pa.
66	McGovern, Connor **	OL	Jr./Jr.	6-5	323	Lake-Lehman/Jerry Gilsky	Larksville, Pa.
68	Kelly, Hunter	OL/DL	Jr./So.	6-2	305	Neshaminy/Steve Wilmot	Langhorne, Pa.
69	Thorpe, C.J.	OL/DL	So./Fr.	6-3	328	Central Catholic/Terry Totten	Glenshaw, Pa.
70	Scruggs, Juice	OL	Fr./Fr.	6-3	278	Cathedral Prep (Pa.)/Michael Mischler	Ashtabula, Ohio
71	Fries, Will *	OL	Jr./So.	6-6	306	Cranford/Erik Rosenmeier	Cranford, N.J.
72	Effner, Bryce	OL	Fr./Fr.	6-5	272	Metea Valley/Ben Kleinhans	Aurora, Ill.
73	Miranda, Mike	OL	So./Fr.	6-3	298	Stow-Munroe Falls/Mark Nori	Stow, Ohio
74	Gonzalez, Steven **	OL	Sr./Jr.	6-4	325	Union City/Wil Valdez	Union City, N.J.
75	Holmes, Des	OL	So./Fr.	6-5	322	Cardinal O'Hara/BJ Hogan	Norristown, Pa.
76	Jenkins, Sterling	OL	Sr./Jr.	6-8	334	Baldwin/Pete Wagner	Pittsburgh, Pa.
77	Wright, Chasz ***	OL	Gr./Sr.	6-7	353	Milford Academy/Bill Chaplick	Woodbridge, Va.
79	Shuman, Charlie	OL	Gr./Sr.	6-8	324	Pittsford Sutherland/Keith Molinich	Pittsford, N.Y.
80	Dalton, Danny	TE/H	Jr./So.	6-4	247	Marshfield/Lou Silva	Marshfield, Mass.
80	Weller, Justin	WR	So./Fr.	6-0	192	Wilson/Doug Dahms	Sinking Spring, Pa.
81	Sullivan-Brown, Cam	WR	So./Fr.	6-0	188	Saint Vincent Pallotti/Ian Thomas	Bowie, Md.
82	Kuntz, Zack	TE/H	Fr./Fr.	6-7	235	Camp Hill/Tim Bigelow	Camp Hill, Pa.
82	Shoop, Tyler	WR	Sr./Jr.	5-11	183	Father Ryan/Bruce Lussier	Nashville, Tenn.
83	Bowers, Nick	TE/H	Sr./Jr.	6-4	260	Kittanning Senior/Frank Fabian	Kittanning, Pa.
83	Hoenstine, Alex	WR	So./Fr.	6-1	189	Central/Dave Baker	East Freedom, Pa.
84	Johnson, Juwan **	WR	Sr./Jr.	6-4	225	Glassboro/Mark Maccarone	Glassboro, N.J.
85	Lutz, Isaac	WR	Jr./So.	5-11	186	Berks Catholic/Rick Keeley	Reading, Pa.
86	George, Daniel	WR	Fr./Fr.	6-2	220	Oxon Hill/Craig Jefferies	Fort Washington, Md.
87	Freiermuth, Pat	TE/H	Fr./Fr.	6-5	258	Brooks School/Patrick Foley	Merrimac, Mass.
88	Chisena, Dan	WR	Sr./Jr.	6-3	208	Downingtown-East/Michael Matta	Dowingtown, Pa.
88	Culpepper, Judge	DT	Fr./Fr.	6-4	282	H.B. Plant/Robert Weiner	Tampa, Fla.
89	Clark, Brandon	WR	Fr./Fr.	6-4	195	State College Area/Matt Lintal	State College, Pa.
89	Maxwell, Colton	WR	Jr./So.	6-0	185	Northampton/Mark Scisly	Northampton, Pa.
90	Barber, Damion	DT	So./Fr.	6-3	283	Harrisburg/Calvin Everett	Harrisburg, Pa.
90	Checa, Rafael	K	Fr./Fr.	6-2	205	St. John's College H.S./Joe Casamento	Chevy Chase, Md.
91	Stoll, Chris	SN	So./Fr.	6-2	257	St. Francis DeSales/Ryan Wiggins	Westerville, Ohio
92	Pinegar, Jake	K	Fr./Fr.	6-2	197	Ankeny Centennial/Jerry Pezzetti	Ankeny, Iowa
93	Gillikin, Blake **	P/K	Jr./Jr.	6-2	192	The Westminster Schools/Gerry Romberg	Smyrna, Ga.
93	Mustipher, PJ	DT	Fr./Fr.	6-4	300	McDonogh School/Dom Damico	Owings Mills, Md.
94	Calcagno, Joe	SN	So./Fr.	6-0	242	Fenwick/Gene Nudo	Elmhurst, Ill.
95	Dix, Donnell	DE	Sr./Sr.	5-10	226	Wicomico/Patrick McGlinchey	Salisbury, Md.
95	Hilling, Vlad	K	Fr./Fr.	5-10	217	Holidaysburg/Homer Delatre	Holidaysburg, Pa.
96	Aloni, Matt	SN	Fr./Fr.	6-1	247	Plainedge/Rob Shaver	Farmingdale, N.Y.
96	Vasey, Kyle *	SN	5th/Sr.	6-2	231	Wallenpaupack/Mark Watson	Lackawaxen, Pa.
97	Landis, Carson	K/P	So./Fr.	6-2	195	Emmaus/Harold Fairclough	Macungie, Pa.
98	Cahill, Kevin	SN	Fr./Fr.	6-3	212	Summit/Kevin Kostibos	Summit, N.J.
98	Vasey, Dan	DL/SN	So./Fr.	6-4	242	Wallenpaupack/Mark Watson	Lackawaxen, Pa.
99	Gross-Matos, Yetur *	DE	So./So.	6-5	259	Chancellor/Bob Oliver	Spotsylvania, Va.
99	Tobin, Justin	K	Jr./So.	6-2	191	Neshaminy/--	Langhorne, Pa.

* - Letters won

^ - 5th-year senior

24 2018 PENN STATE FOOTBALL

ALPHABETICAL ROSTER (A-K)

NO.	NAME	POS.	CL./EL.	HT.	WT.	HIGH SCHOOL/COACH	HOMETOWN
8	Allen, Mark *	RB	Gr./Sr.	5-6	184	DeMatha/Elijah Brooks	Hyattsville, Md.
96	Aloni, Matt	SB	Fr./Fr.	6-1	247	Plainedge/Rob Shaver	Farmingdale, N.Y.
41	Arcangelo, Joe	TE/H	Sr./Jr.	6-4	259	Abington Heights/Joe Repshis	Clarks Summit, Pa.
43	Baker, Trevor	TE/H	So./Fr.	6-3	220	Lewis S. Mills (Conn.)/Jose Santana	Easton, Pa.
90	Barber, Damion	DT	So./Fr.	6-3	283	Harrisburg/Calvin Everett	Harrisburg, Pa.
52	Bates, Ryan **	OL	Sr./Jr.	6-4	302	Archbishop Wood/Steve Devlin	Warrington, Pa.
83	Bowers, Nick	TE/H	Sr./Jr.	6-4	260	Kittanning Senior/Frank Fabian	Kittanning, Pa.
13	Brooks, Ellis	LB	So./Fr.	6-1	233	Benedictine College Prep/Greg Lilly	Mechanicsville, Va.
6	Brown, Cam **	LB	Jr./Jr.	6-5	223	The Bullis School/Patrick Cilento	Burtonsville, Md.
24	Brown, DJ	CB	So./Fr.	5-10	177	Creekside/Will Rogers	College Park, Ga.
32	Brown, Journey	RB	So./Fr.	5-11	205	Meadville/Ray Collins	Meadville, Pa.
20	Butler, Jabari	CB	Sr./Jr.	5-11	186	Abilene Christian University/Ken Collums	Potomac, Md.
98	Cahill, Kevin	SN	Fr./Fr.	6-3	212	Summit/Kevin Kostibos	Summit, N.J.
94	Calcagno, Joe	SN	So./Fr.	6-0	242	Fenwick/Gene Nudo	Elmhurst, Ill.
5	Castro-Fields, Tariq *	CB	So./ So.	6-0	186	Riverdale Baptist School/Caesar Nettles	Upper Marlboro, Md.
90	Checa, Rafael	K	Fr./Fr.	6-2	205	St. John's College H.S./Joe Casamento	Chevy Chase, Md.
88	Chisena, Dan	WR	Sr./Jr.	6-3	208	Downingtown-East/Michael Matta	Dowington, Pa.
50	Chizmar, Max	LB	So./Fr.	6-2	222	Mars Area/Scott Heinauer	Mars, Pa.
89	Clark, Brandon	WR	Fr./Fr.	6-4	195	State College Area/Matt Lintal	State College, Pa.
14	Clifford, Sean	QB	So./Fr.	6-2	219	St. Xavier/Steve Specht	Cincinnati, Ohio
33	Cooper, Jake ***	LB	Sr./Sr.	6-1	234	Archbishop Wood/Steve Devlin	Doylestown, Pa.
88	Culpepper, Judge	DT	Fr./Fr.	6-4	282	H.B. Plant/Robert Weiner	Tampa, Fla.
80	Dalton, Danny	TE/H	Jr./So.	6-4	247	Marshfield/Lou Silva	Marshfield, Mass.
41	Darien, Dae'Lun *	LB	Jr./So.	6-4	223	Dunbar/Lawrence Smith	Baltimore, Md.
63	DeBoef, Collin	OL	Fr./Fr.	6-5	255	State College Area/Matt Lintal	State College, Pa.
39	Di Leo, Frank	LB	Sr./Jr.	5-9	225	Saint Ignatius College Prep/John O'Connor	Elmhurst, Ill.
95	Dix, Donnell	DE	Sr./Sr.	5-10	226	Wicomico/Patrick McGlinchey	Salisbury, Md.
5	Dotson, Jahan	WR	Fr./Fr.	5-11	169	Nazareth Area/Tom Falzone	Nazareth, Pa.
45	DuMond, Joe	DE	Jr./So.	5-11	249	St. Joseph's Prep/Gabe Infante	Philadelphia, Pa.
72	Effner, Bryce	OL	Fr./Fr.	6-5	272	Metea Valley/Ben Kleinhans	Aurora, Ill.
40	Eury, Nick	RB	Jr./So.	5-9	204	Lake-Lehman/Jerry Gilsky	Shavertown, Pa.
25	Faison-Walden, Brelin	LB	So./Fr.	6-1	207	Grimsley/Darrel Brown	Greensboro, N.C.
7	Farmer, Koa ***	LB	Gr./Sr.	6-1	230	Notre Dame/Kevin Rooney	Lake View Terrace, Calif.
29	Fessler, Henry	WR	Fr./Fr.	5-10	170	Cathedral Prep/Mike Mischler	Erie, Pa.
87	Freiermuth, Pat	TE/H	Fr./Fr.	6-5	258	Brooks School/Patrick Foley	Merrimac, Mass.
71	Fries, Will *	OL	Jr./So.	6-6	306	Cranford/Erik Rosenmeier	Cranford, N.J.
51	Gellerstedt, Alex *	OL	Jr./So.	6-6	311	Dublin Coffman/Mark Crabtree	Dublin, Ohio
86	George, Daniel	WR	Fr./Fr.	6-2	220	Oxon Hill/Craig Jefferies	Fort Washington, Md.
93	Gillikin, Blake **	P/K	Jr./Jr.	6-2	192	The Westminster Schools/Gerry Romberg	Smyrna, Ga.
30	Givens, Kevin **	DT	Sr./Jr.	6-1	285	Altoona Area/John Franco	Altoona, Pa.
74	Gonzalez, Steven **	OL	Sr./Jr.	6-4	325	Union City/Wil Valdez	Union City, N.J.
19	Gordon, Trent	CB	Fr./Fr.	5-11	184	Manvel/Kirk Martin	Spring, Texas
99	Gross-Matos, Yetur *	DE	So./So.	6-5	259	Chancellor/Bob Oliver	Spotsylvania, Va.
1	Hamler, KJ	WR	So./Fr.	5-9	173	IMG Academy (Fla.)/Kevin Wright	Pontiac, Mich.
53	Hansard, Fred	DT	So./Fr.	6-3	316	The Hun School/Todd Smith	Burlington, N.J.
37	Hartlaub, Drew	S	So./Fr.	5-11	179	South Western/Chris Heilman	Hanover, Pa.
27	Hawkins, Aeneas	DT	Fr./Fr.	6-2	285	Moeller/John Rodenberg	Cincinnati, Ohio
95	Hilling, Vlad	K	Fr./Fr.	5-10	217	Holidaysburg/Homer Delatre	Holidaysburg, Pa.
12	Hippenhammer, Mac	WR	So./Fr.	5-11	177	R. Nelson Snider/Kurt Tippmann	Fort Wayne, Ind.
83	Hoestine, Alex	WR	So./Fr.	6-1	189	Central/Dave Baker	East Freedom, Pa.
18	Holland, Jonathan **	TE/H	Sr./Jr.	6-4	252	The Bullis School/Patrick Cilento	Brandywine, Md.
33	Holmes, C.J.	RB	So./So.	6-0	215	Notre Dame/Brian Kelly	Hamden, Conn.
75	Holmes, Des	OL	So./Fr.	6-5	322	Cardinal O'Hara/BJ Hogan	Norristown, Pa.
2	Humphries, Isaiah	S	Fr./Fr.	6-0	187	Sachse/Red Behrens	Rowlett, Texas
76	Jenkins, Sterling	OL	Sr./Jr.	6-8	334	Baldwin/Pete Wagner	Pittsburgh, Pa.
2	Johnson, Donovan	CB	So./Fr.	5-9	182	Cass Tech/Thomas Wilcher	Detroit, Mich.
36	Johnson, Jan	LB	Gr./Jr.	6-2	234	Governor Mifflin/Dominic Vecchio	Mohnton, Pa.
84	Johnson, Juwan **	WR	Sr./Jr.	6-4	225	Glassboro/Mark Maccarone	Glassboro, N.J.
42	Jordan, Ellison *	DT	Jr./So.	6-0	291	Gilman School/Biff Poggi	Upper Marlboro, Md.
49	Joseph, Daniel	DE	Jr./So.	6-3	253	Lake Forest Academy (Ill.)/Robin Bowkett	Brampton, Ont.
45	Katshir, Charlie	LB	Fr./Fr.	6-3	220	Cumberland Valley/Michael Whitehead	Camp Hill, Pa.
68	Kelly, Hunter	OL/DL	Jr./So.	6-2	305	Neshaminy/Steve Wilmot	Langhorne, Pa.
13	Kline, Grayson	QB	Fr./Fr.	6-5	219	Warwick/Bob Locker	Sinking Spring, Pa.
50	Knutsson, Will	OL	Fr./Fr.	6-2	307	McDonogh School/Dom Damico	Fredericksburg, Va.
59	Konigus, Kaleb	OL	Fr./Fr.	6-2	300	Lake-Lehman/Jerry Gilsky	Lehman, Pa.
82	Kuntz, Zack	TE/H	Fr./Fr.	6-7	235	Camp Hill/Tim Bigelow	Camp Hill, Pa.

ALPHABETICAL ROSTER (L-Z)

NO.	NAME	POS.	CL./EL.	HT.	WT.	HIGH SCHOOL/COACH	HOMETOWN
97	Landis, Carson	K/P	So./Fr.	6-2	195	Emmaus/Harold Fairclough	Macungie, Pa.
17	Levis, Will	QB	Fr./Fr.	6-3	226	Xavier/Andy Guyon	Madison, Conn.
40	Luketa, Jesse	LB	Fr./Fr.	6-3	236	Mercyhurst Prep (Pa.)/Jeff Root	Ottawa, Ont.
85	Lutz, Isaac	WR	Jr./So.	5-11	186	Berks Catholic/Rick Keeley	Reading, Pa.
89	Maxwell, Colton	WR	Jr./So.	6-0	185	Northampton/Mark Scisly	Northampton, Pa.
66	McGovern, Connor **	OL	Jr./Jr.	6-5	323	Lake-Lehman/Jerry Gilsky	Larksville, Pa.
14	McPhearson, Zech *	CB	Jr./So.	5-11	188	Riverdale Baptist School/Caesar Nettles	Columbia, Md.
9	McSorley, Trace ***	QB	Gr./Sr.	6-0	201	Briar Woods/Charlie Pierce	Ashburn, Va.
62	Menet, Michal *	OL	Jr./So.	6-4	298	Exeter Township Senior/Matt Bauer	Birdsboro, Pa.
9	Miller, Jarvis **	LB	Sr./Jr.	6-2	223	Windsor Locks/Suffield/East Granby/Jason Qua	Suffield, Conn.
48	Miller, Shareef **	DE	Sr./Jr.	6-5	260	George Washington/Ronald Cohen	Philadelphia, Pa.
73	Miranda, Mike	OL	So./Fr.	6-3	298	Stow-Munroe Falls/Mark Nori	Stow, Ohio
23	Monroe, Ayron **	S	Sr./Jr.	5-11	206	St. John's College H.S./Joe Patterson	Largo, Md.
93	Mustipher, PJ	DT	Fr./Fr.	6-4	300	McDonogh School/Dom Damico	Owings Mills, Md.
35	Neff, Justin	S	So./Fr.	6-1	193	Central Mountain/James Renninger	Mill Hall, Pa.
21	Oruwariye, Amani ***	CB	Gr./Sr.	6-1	203	Gaither/Jason Stokes	Tampa, Fla.
28	Oweh, Jayson	DE	Fr./Fr.	6-5	247	Blair Academy/Jim Saylor	Howell, N.J.
11	Parsons, Micah	LB	Fr./Fr.	6-3	240	Harrisburg/Calvin Everett	Harrisburg, Pa.
16	Petrishen, John	S	Sr./Jr.	6-0	206	Pittsburgh Central Catholic/Terry Totten	Lower Burrell, Pa.
44	Pica, Cameron	WR	So./Fr.	6-2	210	Hickory/Bill Brest	Hermitage, Pa.
92	Pinegar, Jake	K	Fr./Fr.	6-2	197	Ankeny Centennial/Jerry Pezzetti	Ankeny, Iowa
10	Polk, Brandon **	WR	Sr./Jr.	5-9	179	Briar Woods/Charlie Pierce	Ashburn, Va.
49	Pollard, Cade	P	Fr./Fr.	5-11	207	Samuel V. Boerne Champion/Keith Kaiser	Boerne, Texas
58	Presta, Evan	DT	So./Fr.	6-3	279	Cathedral Prep/Mike Mischler	Erie, Pa.
29	Reid, John **	CB	Sr./Jr.	5-10	180	St. Joseph's Prep (Pa.)/Gabe Infante	Mount Laurel, N.J.
27	Romano, Cody	S	Fr./Fr.	6-2	207	Blair Academy/Jim Saylor	Newton, N.J.
24	Sanders, Miles **	RB	Jr./Jr.	5-11	215	Woodland Hills/George Novak	Pittsburgh, Pa.
4	Scott, Nick ***	S	Gr./Sr.	5-11	200	Fairfax/Kevin Simonds	Fairfax, Va.
70	Scruggs, Juice	OL	Fr./Fr.	6-3	278	Cathedral Prep (Pa.)/Michael Mischler	Ashtabula, Ohio
55	Shelton, Antonio	DT	Jr./So.	6-2	310	Westerville-North/Rodger Elander	Westerville, Ohio
82	Shoop, Tyler	WR	Sr./Jr.	5-11	183	Father Ryan/Bruce Lussier	Nashville, Tenn.
6	Shorter, Justin	WR	Fr./Fr.	6-4	226	South Brunswick/Joe Goerge	Monmouth Junction, N.J.
79	Shuman, Charlie	OL	Gr./Sr.	6-8	324	Pittsford Sutherland/Keith Molinich	Pittsford, N.Y.
15	Shuster, Michael	QB	Jr./So.	6-2	209	Camp Hill/Frank Gay	Camp Hill, Pa.
34	Simmons, Shane *	DE	Jr./So.	6-3	250	DeMatha/Elijah Brooks	Laurel, Md.
64	Simpson, Zach **	OL	Sr./Jr.	6-3	290	Holidaysburg Area/Homer DeLattre	Holidaysburg, Pa.
4	Slade, Ricky	RB	Fr./Fr.	5-9	198	C.D. Hylton/Tony Lilly	Woodbridge, Va.
2	Stevens, Tommy *	QB	Sr./Jr.	6-5	240	Decatur Central/Justin Dixon	Indianapolis, Ind.
91	Stoll, Chris	SN	So./Fr.	6-2	257	St. Francis DeSales/Ryan Wiggins	Westerville, Ohio
81	Sullivan-Brown, Cam	WR	So./Fr.	6-0	188	Saint Vincent Pallotti/Ian Thomas	Bowie, Md.
26	Sutherland, Jonathan	S	So./Fr.	5-11	201	Episcopal (Va.)/Panos Voulgaris	Ottawa, Ont.
46	Tarburton, Nick	DE	Fr./Fr.	6-3	246	Penndridge/Jeff Hollenbach	Green Lane, Pa.
17	Taylor, Garrett **	S	Sr./Jr.	6-0	203	St. Christopher's/Lance Clelland	Richmond, Va.
20	Thomas, Johnathan *	RB	Gr./Sr.	5-11	218	St. John's Prep/Jim O'Leary	Peabody, Mass.
3	Thompkins, DeAndre ***	WR	Gr./Sr.	5-11	188	Swansboro/Tim Laspada	Hubert, N.C.
69	Thorpe, C.J.	OL/DL	So./Fr.	6-3	328	Central Catholic/Terry Totten	Glenshaw, Pa.
99	Tobin, Justin	K	Jr./So.	6-2	191	Neshaminy/--	Langhorne, Pa.
18	Toney, Shaka *	DE	Jr./So.	6-3	241	Imhotep Charter/Albie Crosby	Philadelphia, Pa.
98	Vasey, Dan	DL/SN	So./Fr.	6-4	242	Wallenpaupack/Mark Watson	Lackawaxen, Pa.
96	Vasey, Kyle *	SN	5th/Sr.	6-2	231	Wallenpaupack/Mark Watson	Lackawaxen, Pa.
51	Vranic, Jason	LB	5th/Sr.	6-0	224	Erie C.C./Scott Pilkey	Wheatfield, N.Y.
38	Wade, Lamont *	S	So./So.	5-9	194	Clairton/Wayne Wade	Clairton, Pa.
53	Walker, Rasheed	OL	Fr./Fr.	6-6	308	North Point/Tom Petre	Waldorf, Md.
31	Welde, Christopher	CB	Sr./Jr.	5-7	170	Council Rock North/Adam Collachi	Newtown, Pa.
80	Weller, Justin	WR	So./Fr.	6-0	192	Wilson/Doug Dahms	Sinking Spring, Pa.
54	Windsor, Robert **	DT	Sr./Jr.	6-4	295	Fond Du Lac/Mike Gnewuch	Fond Du Lac, Wis.
77	Wright, Chasz ***	OL	Gr./Sr.	6-7	353	Milford Academy/Bill Chaplick	Woodbridge, Va.

* - Letters won

^ - 5th-year senior

26 2018 PENN STATE FOOTBALL

RECORD WATCH

RUSHING

RUSHING YARDAGE, CAREER			
1.	3932	Evan Royster	2007-10
2.	3843	Saquon Barkley	2015-17
...			
25.	1637	Michael Robinson, QB	2002-05
26.	1496	Fran Rogel	1947-49
27.	1485	Roger Kochman	1959-62
28.	1480	Bob Campbell	1966-68
29.	1422	Tom Donchez	1971-74
30.	1362	Steve Geise	1975-77
31.	1351	Stephfon Green	2008-11
32.	1346	Trace McSorley, QB	2015-pres.
33.	1321	Gary Brown	1987-90
34.	1318	Akeel Lynch	2013-15
35.	1246	Steve Smith	1983-86
36.	1215	Leroy Thompson	1987-90
37.	1166	Aaron Harris	1996-99
38.	1156	Stephen Pitts	1992-95
39.	1130	Mike Guman	1976-79
40.	1103	Tony Mumford	1981-84
41.	1098	Tim Manoa	1983-86
42.	1095	Bob Torrey	1976-78
43.	1075	Miles Sanders	2016-pres.
44.	1060	Duane Taylor	1973-77
45.	1058	Woody Petchel	1973-75
--	376	Tommy Stevens, QB	2016-pres.

RUSHING TOUCHDOWNS, CAREER

1.	43	Saquon Barkley	2015-17
2.	38	Lydell Mitchell	1969-71
3.	36	Curtis Enis	1995-97
4.	34	Ki-Jana Carter	1992-94
5.	30	Charlie Pittman	1967-69
6.	29	John Cappelletti	1972-73
29	29	Richie Anderson	1989-92
29	29	Evan Royster	2007-10
9.	26	Matt Suhey	1976-79
26	26	Larry Johnson	1999-2002
11.	25	D.J. Dozier	1983-86
25	25	Tony Hunt	2003-06
13.	24	Franco Harris	1969-71
24	24	Curt Warner	1979-82
24	24	Trace McSorley, QB	2015-pres.
16.	23	Lenny Moore	1953-55
17.	22	Daryll Clark, QB	2005-09
18.	21	Blair Thomas	1985-87, 89
21	21	Zach Zwinak	2011-14
20.	20	Booker Moore	1977-80
20	20	Michael Robinson, QB	2002-05

RUSHING TOUCHDOWNS, SEASON

1.	26	Lydell Mitchell	1971
2.	23	Ki-Jana Carter	1994
3.	20	Larry Johnson	2002
4.	19	Curtis Enis	1997
5.	18	Richie Anderson	1992
18	18	Saquon Barkley	2016
18	18	Saquon Barkley	2017
8.	17	John Cappelletti	1973
9.	14	Charlie Pittman	1968
10.	13	Bill McCleary	1907
13	13	Harry Robb	1917
13	13	Curtis Enis	1996
13.	12	John Cappelletti	1972
12	12	Evan Royster	2008
12	12	Zach Zwinak	2013
16.	11	Lenny Moore	1954
11	11	Blair Thomas	1987
11	11	Michael Robinson, QB	2005
11	11	Tony Hunt	2006
11	11	<i>Trace McSorley, QB</i>	<i>2017</i>
--	7	Miles Sanders	2018
--	6	Trace McSorey, QB	2018

RUSHING YARDAGE, CAREER (QB)

1.	1637	Michael Robinson	2002-05
2.	1346	Trace McSorley	2015-pres.
3.	670	Rashard Casey	1997-2000
4.	667	John Hufnagel	1970-72
5.	625	Richie Lucas	1957-59
6.	619	Daryll Clark	2006-09
7.	584	Zack Mills	2001-04
8.	376	Tommy Stevens	2016-pres.
9.	319	Pete Liske	1961-63
10.	318	Galen Hall	1959-61
11.	284	Dick Hoak	1960*
12.	262	Tom Sherman	1965-67
13.	239	Jack White	1694-66
14.	131	Tony Sacca	1988-91
15.	129	Doug Strang	1981-84

* - Hoak was a running back in 1958-59

RUSHING YARDAGE, SEASON (QB)

1.	806	Michael Robinson	2005
2.	491	<i>Trace McSorley</i>	<i>2017</i>
3.	447	Trace McSorley	2018
4.	396	Michael Robinson	2003
5.	365	<i>Trace McSorley</i>	<i>2016</i>
6.	346	John Hufnagel	1971
7.	325	Richie Lucas	1959
8.	315	Rashard Casey	2000
9.	290	Rashard Casey	1999
10.	284	Dick Hoak	1960
11.	282	Daryll Clark	2008
12.	263	Michael Robinson	2002
13.	255	Pete Liske	1962
14.	234	Richie Lucas	1958
15.	211	Daryll Clark	2009
16.	201	Zack Mills	2002
17.	198	<i>Tommy Stevens</i>	<i>2016</i>
18.	190	<i>Tommy Stevens</i>	<i>2017</i>
19.	187	Zack Mills	2001
20.	179	Doug Strang	1984

RUSHING YARDAGE, GAME (QB)

1.	250	Eugene "Shorty" Miller	1913 Carnegie Tech
2.	175	Trace McSorley	2018 Ohio State
3.	156	Chuck Peters	1938 Syracuse
4.	138	Zack Mills	2001 Ohio State
5.	125	Michael Robinson	2005 Wisconsin
6.	122	Steve Rollins	1938 Syracuse
7.	113	Tony Sacca	1990 Pittsburgh
113	113	Tommy Stevens	2017 Maryland
9.	112	Michael Robinson	2005 Minnesota
10.	105	Chuck Peters	1940 Lehigh

RUSHING TOUCHDOWNS, CAREER (QB)

1.	24	Trace McSorley	2015-pres.
2.	22	Daryll Clark	2007-09
3.	20	Michael Robinson	2002-05
4.	13	John Hufnagel	1970-72
5.	11	Zack Mills	2001-04
6.	10	Todd Blackledge	1980-82
10	10	Rashard Casey	1997-2000
8.	8	Doug Strang	1981-84
9.	7	Matt McGloin	2009-12
7	7	John Shaffer	1983-86
--	6	Tommy Stevens	2015-pres.

PASSING

PASSING YARDS, CAREER BIG TEN

1.	11792	Drew Brees, PUR	1997-2000
2.	11163	Curtis Painter, PUR	2005-08
3.	10917	Adam Weber, MIN	2007-10
4.	10580	Brett Basanez, NU	2002-05
5.	9946	Mark Herrmann, PUR	1977-80
6.	9715	Chad Henne, MICH	2004-07
7.	9671	Chuck Long, IOWA	1981-85
8.	9434	J.T. Barrett, OSU	2014-17
9.	9337	Kyle Orton, PUR	2001-04
10.	9303	<i>Clayton Thorson, NU</i>	<i>2015-pres.</i>
11.	9194	Connor Cook, MSU	2012-15
12.	9131	Kirk Cousins, MSU	2008-11
13.	9014	John Navarre, MICH	2000-03
14.	8932	Jeff Smoker, MSU	2000-03
15.	8871	Tommy Armstrong Jr., NEB	2013-16
16.	8610	Trace McSorley, PSU	2015-pres.
17.	8568	Nathan Scheelhaase, ILL	2010-13
18.	8460	Kurt Kittner, ILL	1998-2001
19.	8457	Christian Hackenberg, PSU	2013-15
20.	8292	Drew Tate, IOWA	2003-06

PASSING YARDS, CAREER

1.	8610	Trace McSorley	2015-pres.
2.	8457	Christian Hackenberg	2013-15
3.	7212	Zack Mills	2001-04
4.	6390	Matt McGloin	2009-12
5.	5869	Tony Sacca	1988-91
6.	5742	Daryll Clark	2006-09
7.	5382	Chuck Fusina	1975-78
8.	5304	Kerry Collins	1991-94
9.	5275	Anthony Morelli	2004-07
10.	4812	Todd Blackledge	1980-82

PASSING YARDS, SEASON

1.	3614	<i>Trace McSorley</i>	<i>2016</i>
2.	3570	<i>Trace McSorley</i>	<i>2017</i>
3.	3271	Matt McGloin	2012
4.	3003	Daryll Clark	2009
5.	2977	Christian Hackenberg	2014
6.	2955	Christian Hackenberg	2013
7.	2679	Kerry Collins	1994
8.	2651	Anthony Morelli	2007
9.	2592	Daryll Clark	2008
10.	2525	Christian Hackenberg	2015

PASSING YARDAGE, GAME

1.	454	Christian Hackenberg vs. UCF	2014
2.	399	Zack Mills vs. Iowa	2002
3.	395	Matt McGloin vs. Indiana	2012
4.	384	<i>Trace McSorley vs. Wisconsin</i>	<i>2016</i>
5.	381	<i>Trace McSorley at Michigan State</i>	<i>2017</i>
6.	379	Michael Robinson vs. Wisconsin	2003
7.	376	<i>Trace McSorley vs. Michigan State</i>	<i>2016</i>
8.	371	Christian Hackenberg vs. Boston Coll.	2014
9.	366	Mike McQueary vs. Pittsburgh	1997
10.	358	Todd Blackledge at Miami (Fla.)	1981
11.	353	Daryll Clark vs. Akron	2009
12.	352	Kerry Collins at Michigan State	1993
13.	342	<i>Trace McSorley vs. Washington</i>	<i>2017</i>
14.	341	Daryll Clark vs. Michigan State	2008
15.	340	Christian Hackenberg at Indiana	2013
16.	339	Christian Hackenberg at Wisconsin	2013
17.	335	<i>Trace McSorley vs. Minnesota</i>	<i>2016</i>
18.	332	<i>Trace McSorley at Pitt</i>	<i>2016</i>
332	332	<i>Trace McSorley at Indiana</i>	<i>2016</i>
20.	328	Kerry Collins vs. Rutgers	1994
21.	327	Matt McGloin vs. Ohio State	2012
22.	325	<i>Trace McSorley vs. Nebraska</i>	<i>2017</i>
23.	321	Matt McGloin at Purdue	2012
24.	319	Christian Hackenberg vs. Akron	2014
25.	318	Matt McGloin vs. Temple	2012
26.	317	Kerry Collins at BYU	1992
27.	315	Chuck Fusina at NC State	1977
315	315	Matt McGloin vs. Indiana	2010
315	315	Christian Hackenberg vs. Maryland	2015
315	315	<i>Trace McSorley vs. Indiana</i>	<i>2017</i>
31.	312	Matt McGloin vs. Michigan State	2010
32.	311	Christian Hackenberg vs. E. Michigan	2013
33.	310	Daryll Clark at Michigan State	2009
34.	309	Christian Hackenberg at Rutgers	2014
309	309	<i>Trace McSorley vs. Georgia State</i>	<i>2017</i>
36.	305	Christian Hackenberg vs. Michigan	2013
37.	303	John Sacca at Rutgers	1992
38.	302	Rashard Casey vs. Iowa	2000
39.	300	Kerry Collins at Illinois	1994

LONGEST PASS PLAYS

1.	95	Daniel George from Sean Clifford vs. Kent State	2018
2.	93	KJ Hamler from Trace McSorley vs. Ohio State	2018
3.	92	Bob Higgins from Bill Hess at Pitt	1919
4.	86	Jim Scott from Steve Joachim at Navy	1971
5.	85	<i>Saquon Barkley from Trace McSorley vs. Georgia State</i>	<i>2017</i>
6.	82	Eric Hamilton from Matt Knizner vs. Pitt	1986
82	82	Freddie Scott from Kerry Collins vs. Rutgers	1994
8.	80	Paul Johnson from Tom Sherman at Maryland	1967
80	80	Dean DiMidio from Doug Strang vs. Alabama	1983
80	80	Stephfon Green from Pat Devlin vs. Michigan	2008
80	80	Derek Moye from Rob Bolden vs. Illinois	2010
80	80	<i>Ivin Charles from Trace McSorley vs. Minnesota</i>	<i>2016</i>

300-YARD PASSING GAMES, CAREER

1.	10	Trace McSorley	2015-pres.
2.	9	Christian Hackenberg	2013-15
3.	6	Matt McGloin	2009-12
4.	4	Kerry Collins	1991-94
5.	3	Daryll Clark	2006-09

300-YARD PASSING GAMES, SEASON

1.	5	<i>Trace McSorley</i>	<i>2016</i>
5	5	<i>Trace McSorley</i>	<i>2017</i>
3.	4	Matt McGloin	2012
4	4	Christian Hackenberg	2013
4	4	Christian Hackenberg	2014
5.	2	Kerry Collins	1994
2	2	Daryll Clark	2009

200-YARD PASSING GAMES, CAREER

1.	25	Trace McSorley	2015-pres.
2.	21	Christian Hackenberg	2013-15
3.	18	Matt McGloin	2009-12
4.	16	Kerry Collins	1991-94
16	16	Zack Mills	2001-04
6.	14	Daryll Clark	2006-09
7.	11	Chuck Fusina	1975-78
11	11	Tony Sacca	1988-91
11	11	Anthony Morelli	2004-07
10.	9	Todd Blackledge	1980-82
9	9	Wally Richardson	1992, 94-96

200-YARD PASSING GAMES, SEASON

1.	11	Matt McGloin	2012
11	11	<i>Trace McSorley</i>	<i>2016</i>
11	11	<i>Trace McSorley</i>	<i>2016</i>
4.	10	Kerry Collins	1994
5.	9	Christian Hackenberg	2013
6.	8	Daryll Clark	2009
7.	7	Todd Blackledge	1982
7	7	Michael Robinson	2005
9.	6	Wally Richardson	1995
6	6	Mike McQueary	1997

PASS COMPLETIONS, CAREER

1.	693	Christian Hackenberg	2013-15
2.	620	Trace McSorley	2015-pres.
3.	606	Zack Mills	2001-04
4.	513	Matt McGloin	2009-12
5.	460	Anthony Morelli	2004-07
6.	444	Daryll Clark	2006-09
7.	401	Tony Sacca	1988-91
8.	378	Wally Richardson	1992, 94-96
9.	371	Chuck Fusina	1975-78
10.	370	Kerry Collins	1991-94

PASS COMPLETIONS, SEASON

1.	284	<i>Trace McSorley</i>	<i>2017</i>
2.	27		

RECORD WATCH

PASS COMPLETIONS, GAME

1.	35	Matt McGloin vs. Northwestern	2012
2.	34	Christian Hackenberg vs. Boston Coll.	2014
3.	33	Wally Richardson vs. Wisconsin	1995
4.	32	Christian Hackenberg vs. UCF	2014
	32	Trace McSorley vs. Washington	2017
6.	31	Christian Hackenberg vs. Ohio State	2014
	31	Trace McSorley at Iowa	2017
8.	30	Christian Hackenberg at Indiana	2013
9.	29	Zack Mills vs. Purdue	2004
29		Daryll Clark vs. Akron	2009

PASS ATTEMPTS, CAREER

1.	1235	Christian Hackenberg	2013-15
2.	1082	Zack Mills	2001-04
3.	1024	Trace McSorley	2015-pres.
4.	894	Matt McGloin	2009-12
5.	824	Tony Sacca	1988-91
6.	821	Anthony Morelli	2004-07
7.	814	Zack Mills	2001-04
8.	738	Daryll Clark	2006-09
9.	692	Wally Richardson	1992, 94-96
10.	665	Chuck Fusina	1975-78

PASS ATTEMPTS, SEASON

1.	484	Christian Hackenberg	2014
2.	446	Matt McGloin	2012
3.	427	Trace McSorley	2017
4.	402	Anthony Morelli	2007
5.	392	Christian Hackenberg	2013
6.	387	Trace McSorley	2016
7.	386	Anthony Morelli	2006
8.	381	Daryll Clark	2009
9.	359	Christian Hackenberg	2015
10.	335	Wally Richardson	1995

PASS ATTEMPTS, GAME

1.	55	Christian Hackenberg at Indiana	2013
2.	54	Kerry Collins at BYU	1992
3.	51	Rashard Casey vs. Iowa	2000
	51	Matt McGloin vs. Northwestern	2012
5.	50	Christian Hackenberg vs. Boston Coll.	2014
6.	49	Zack Mills vs. Purdue	2004
49		Christian Hackenberg vs. Ohio State	2014
8.	48	Wally Richardson vs. Wisconsin	1995
	48	Matt McGloin vs. Ohio	2012
	48	Trace McSorley at Iowa	2017
11.	47	Christian Hackenberg vs. UCF	2014
	47	Trace McSorley at Michigan State	2017

PASSING TOUCHDOWNS, CAREER BIG TEN

1.	104	J.T. Barrett, OSU	2014-17
2.	90	Drew Brees, PUR	1997-00
3.	87	Chad Henne, MICH	2004-07
4.	74	Chuck Long, IOWA	1981-85
5.	73	Gary Nova, RU#	2011-14
6.	72	John Navarre, MICH	2000-03
		Adam Weber, MINN	2007-10
8.	71	Mark Herrmann, PUR	1977-80
		Elvis Grbac, MICH	1989-92
		Connor Cook, MSU	2012-15
--	70	Trace McSorley, PSU	2015-pres.

- includes statistics prior to joining Big Ten

PASSING TOUCHDOWNS, CAREER

1.	70	Trace McSorley	2015-pres.
2.	48	Christian Hackenberg	2013-15
3.	46	Matt McGloin	2009-12
4.	43	Daryll Clark	2006-09
5.	41	Todd Blackledge	1980-82
	41	Tony Sacca	1988-91
	41	Zack Mills	2001-04
8.	39	Kerry Collins	1991-94
9.	37	Chuck Fusina	1975-78
10.	31	Anthony Morelli	2004-07

PASSING TOUCHDOWNS, SEASON BIG TEN

1.	39	Drew Brees, PUR	1998
2.	35	J.T. Barrett, OSU	2017
3.	34	J.T. Barrett, OSU	2014
4.	33	Russell Wilson, WIS	2011
5.	31	Kyle Orton, PUR	2004
6.	30	Troy Smith, OSU	2006
7.	29	Bobby Hoying, OSU	1995
		Curtis Painter, PUR	2007
		Trace McSorley, PSU	2016
10.	28	Kellen Lewis, IND	2007
		Trace McSorley, PSU	2017

PASSING TOUCHDOWNS, SEASON

1.	29	Trace McSorley	2016
2.	28	Trace McSorley	2017
3.	24	Daryll Clark	2009
	24	Matt McGloin	2012
5.	22	Todd Blackledge	1982
6.	21	Tony Sacca	1991
	21	Kerry Collins	1994
8.	20	Christian Hackenberg	2013
9.	19	Doug Strang	1983
	19	Anthony Morelli	2007
	19	Daryll Clark	2008
--	10	Trace McSorley	2018

PASSING TOUCHDOWNS, SEASON

1.	5	Tony Sacca vs. Georgia Tech	1991
	5	Rashard Casey vs. La. Tech	2000
3.	4	Tom Sherman vs. Pittsburgh	1967
	4	Chuck Fusina vs. Syracuse	1978
	4	Todd Blackledge vs. Temple	1982
	4	Todd Blackledge vs. Maryland	1982
	4	Todd Blackledge vs. Rutgers	1982
	4	John Sacca vs. Minnesota	1993
	4	Kerry Collins vs. Rutgers	1993
	4	Wally Richardson vs. Auburn	1995
	4	Zack Mills vs. Iowa	2002
	4	Michael Robinson at Illinois	2005
	4	Anthony Morelli vs. Buffalo	2007
	4	Daryll Clark vs. Michigan State	2008
	4	Matt McGloin vs. Northwestern	2010
	4	Matt McGloin vs. Navy	2012
	4	Matt McGloin vs. Indiana	2012
	4	Christian Hackenberg at Wisconsin	2013
	4	Christian Hackenberg vs. Boston Coll.	2014
	4	Trace McSorley vs. Michigan State	2016
	4	Trace McSorley vs. Wisconsin	2016
	4	Trace McSorley vs. USC	2016
	4	Trace McSorley vs. Georgia State	2017

PASSING TD PERCENTAGE, CAREER

1.	9.14	Elwood Petchel	1946-48
2.	7.67	Tom Shuman	1972-74
3.	7.17	Mike McQueary	1994-97
4.	6.83	Trace McSorley	2015-pres.
5.	6.76	Galen Hall	1959-61
	6.76	Pete Liske	1961-63
7.	6.48	John Sacca	1992-93
8.	6.37	John Hufnagel	1970-72
9.	6.23	Todd Blackledge	1980-82
10.	5.94	Kerry Collins	1991-94

PASSING TD PERCENTAGE, SEASON

1.	8.08	Tom Shuman	1973
2.	7.95	Kerry Collins	1994
3.	7.85	Kevin Thompson	1999
4.	7.53	Todd Blackledge	1982
5.	7.49	Trace McSorley	2016
6.	7.41	Pete Liske	1962
7.	7.35	John Hufnagel	1971
8.	7.34	Doug Strang	1983
9.	7.19	Tony Sacca	1991
10.	6.94	John Hufnagel	1972
--	6.47	Trace McSorley	2018

COMPLETION PERCENTAGE, CAREER

(Min. 200 Attempts)			
1.	.605 (620-1024)	Trace McSorley	2015-pres.
2.	.602 (444-738)	Daryll Clark	2006-09
3.	.574 (513-894)	Matt McGloin	2009-12
4.	.563 (370-657)	Kerry Collins	1991-94
5.	.561 (693-1235)	Christian Hackenberg	2013-14
6.	.560 (606-1082)	Zack Mills	2001-04
7.	.560 (460-821)	Anthony Morelli	2004-07
8.	.559 (371-664)	Chuck Fusina	1975-78
9.	.557 (171-307)	Mike McQueary	1995-97
10.	.551 (225-408)	John Hufnagel	1970-72

COMPLETION PERCENTAGE, SEASON

(Min. 100 Attempts)			
1.	.667 (176-264)	Kerry Collins	1994
2.	.665 (224-387)	Trace McSorley	2017
3.	.632 (86-136)	John Hufnagel	1971
4.	.609 (192-321)	Daryll Clark	2009
5.	.605 (270-446)	Matt McGloin	2012
6.	.598 (192-321)	Daryll Clark	2008
7.	.589 (231-392)	Christian Hackenberg	2013
8.	.582 (234-402)	Anthony Morelli	2007
9.	.580 (112-193)	Rob Bolden	2010
10.	.579 (224-387)	Trace McSorley	2016

YARDS PER PASS ATTEMPT, CAREER

1.	8.9	Mike McQueary	1994-97
2.	8.7	John Hufnagel	1970-72
3.	8.4	Trace McSorley	2015-pres.
4.	8.1	Chuck Fusina	1975-78
	8.1	Kerry Collins	1991-94
6.	7.9	Tom Shuman	1972-74
7.	7.8	Daryll Clark	2006-09
8.	7.5	Kevin Thompson	1996-99
9.	7.5	Tom Sherman	1965-67
10.	7.3	Todd Blackledge	1980-82

YARDS PER PASS ATTEMPT, SEASON

(Min. 100 attempts)			
1.	10.1	Kerry Collins	1994
2.	9.4	John Hufnagel	1972
3.	9.3	Trace McSorley	2016
4.	9.0	Chuck Fusina	1977
5.	8.7	John Hufnagel	1971
	8.7	Mike McQueary	1997
7.	8.5	Tom Shuman	1973
	8.5	Tony Sacca	1991
9.	8.4	Trace McSorley	2017
10.	8.1	Daryll Clark	2008

YARDS PER COMPLETION, CAREER

(Min. 200 attempts)			
1.	16.0	Mike McQueary	1995-97
3.	15.9	Tom Sherman	1965-67
2.	15.8	John Hufnagel	1970-72
4.	15.4	Tom Shuman	1972-74
5.	14.7	Doug Strang	1981-84
6.	14.6	Tony Sacca	1988-91
7.	14.5	Chuck Fusina	1975-78
8.	14.3	Kerry Collins	1991-94
9.	14.2	Michael Robinson	2002-05
10.	14.2	Tom Bill	1987-90
11.	14.1	Todd Blackledge	1980-82
12.	14.1	Kevin Thompson	1996-99
13.	13.9	Trace McSorley	2015-pres.
	13.9	John Sacca	1991-93
15.	13.7	Chuck Burkhart	1967-69

YARDS PER COMPLETION, SEASON

(Min. 100 attempts)			
1.	17.7	John Hufnagel	1972
2.	16.6	Tom Shuman	1973
3.	16.1	Trace McSorley	2016
4.	15.6	Chuck Fusina	1977
5.	15.5	Tom Sherman	1967
6.	15.3	Tony Sacca	1990
7.	15.2	Kerry Collins	1994
	15.2	Tony Sacca	1988
9.	15.1	Mike McQueary	1997
10.	15.0	Todd Blackledge	1981

PASSING EFFICIENCY, CAREER

(Min. 200 attempts)			
1.	149.8	Trace McSorley	2015-pres.
2.	145.6	Mike McQueary	1994-97
3.	140.8	John Hufnagel	1970-72
4.	140.4	Daryll Clark	2006-09
5.	137.3	Kerry Collins	1991-94
7.	137.2	Chuck Fusina	1975-78
8.	128.3	Matt McGloin	2009-12
6.	128.0	Tom Shuman	1972-74
9.	127.7	Pete Liske	1961-63
10.	125.0	John Sacca	1991-93

PASSING EFFICIENCY, SEASON

(Min. 100 attempts)			
1.	172.9	Kerry Collins	1994
2.	156.9	Trace McSorley	2016
3.	153.7	Trace McSorley	2017
4.	151.8	John Hufnagel	1971
5.	149.8	Tony Sacca	1991
6.	148.0	John Hufnagel	1972
7.	146.4	Chuck Fusina	1977
8.	145.0	Mike McQueary	1997
9.	143.7	Tom Shuman	1973
10.	143.4	Daryll Clark	2008

INT. PERCENTAGE, CAREER

1.	1.95	Trace McSorley	2015-pres.
2.	2.02	Wally Richardson	1992, 94-96
3.	2.10	Matt McGloin	2009-12
4.	2.14	Anthony Morelli	2004-07
5.	2.17	Daryll Clark	2006-09
6.	2.31	John Sacca	1992-93
	2.31	Anthony Morelli	2004-07
8.	2.51	Christian Hackenberg	2013-15
9.	2.82	Pete Liske	1961-63
10.	2.83	Rashard Casey	1997-2000

INT. PERCENTAGE, SEASON

(Min. 100 attempts)			
1.	1.12	Matt McGloin	2012
2.	1.18	Trace McSorley	2018
3.	1.45	Trace McSorley	2018
4.	1.46	Kerry Collins	1992
5.	1.67	Christian Hackenberg	2015
6.	1.71	Tony Sacca	1991
7.	1.79	Wally Richardson	1995
8.	1.86	Daryll Clark	2008
9.	1.94	John Sacca	1992
10.	1.96	John Shaffer	1986
11.	2.07	Trace McSorley	2016
	2.07	Anthony Morelli	2006

WINNING PERCENTAGE AS STARTING QB, CAREER

(Min. 10 starts)			
1.	1.000	22-0	Chuck Burkhart 1968-69
2.	.962	25-1	John Shaffer 1984-86
3.	.917	22-2	Tom Shuman 1972-74
4.	.897	26-3	John Hufnagel 1970-72
5.	.879	29-4	Todd Blackledge 1980-82
6.	.871	27-4	Chuck Fusina 1976-78
7.	.846	22-4	Daryll Clark 2006-09
8.	.808	21-5	Kerry Collins 1994-97
	.808	21-5	Wally Richardson 1992, 94-96
10.	.788	26-7	Trace McSorley 2015-pres.

WINS AS A STARTING QB, CAREER

1.	29	Todd Blackledge	1980-82
	29	Tony Sacca	1988-91
3.	27	Chuck Fusina	1975-78
4.	26	John Hufnagel	1970-72
26		Trace McSorley	2015-pres.
6.	25	John Shaffer	1984-86
7.	22	Chuck Burkhart	1968-69
	22	Tom Shuman	1972-74
	22	Daryll Clark	2006-09
10.	21	Kerry Collins	1991-94
	21		

28 2018 PENN STATE FOOTBALL

RECORD WATCH

RECEIVING

RECEIVING YARDAGE, CAREER

1.	3026	Bobby Engram	1991, 93-95
2.	2842	DaeSean Hamilton	2014-17
3.	2771	Deon Butler	2005-08
4.	2479	Allen Robinson	2011-13
...			
21.	1222	David Daniels	1988-90
22.	1195	Saquon Barkley, RB	2015-17
23.	1181	Geno Lewis	2013-15
24.	1146	Andrew Quarless	2006-09
25.	1132	Eddie Drummond	1998-2001
26.	1058	Jimmy Cefalo	1974-77
27.	1047	Justin Brown	2009-11
28.	1038	Dan Natale, TE	1972-74
29.	1027	DeAndre Thompkins	2014-pres.
30.	1016	Mickey Shuler, TE	1975-77
31.	1005	Jesse James, TE	2012-14
--	992	Juwan Johnson	2016-pres.

RECEPTIONS, CAREER

1.	214	DaeSean Hamilton	2014-17
2.	179	Deon Butler	2005-08
3.	177	Allen Robinson	2011-13
...			
14.	108	Terry Smith	1988-91
15.	107	Tony Johnson	2000-03
16.	102	Saquon Barkley, RB	2015-17
17.	94	Joe Jurevicius	1994-97
18.	93	Freddie Scott	1993-95
19.	90	Geno Lewis	2013-15
20.	88	Chafie Fields	1996-99
	88	Tony Hunt, RB	2003-06
--	75	Juwan Johnson	2016-pres.
--	64	DeAndre Thompkins	2014-pres.

RECEPTIONS, SEASON

1.	97	Allen Robinson	2013
2.	82	DaeSean Hamilton	2014
3.	77	Allen Robinson	2012
4.	69	Chris Godwin	2015
5.	63	O.J. McDuffie	1992
	63	Bobby Engram	1995
7.	59	Chris Godwin	2016
8.	57	Mike Gesicki, TE	2017
9.	55	Terry Smith	1991
	55	Derrick Williams	2007
	55	Geno Lewis	2014
12.	54	Juwan Johnson	2017
	54	Saquon Barkley, RB	2017
14.	53	Derek Moye	2010
	53	DaeSean Hamilton	2017

TOTAL OFFENSE/ALL-PURPOSE

TOTAL OFFENSE, CAREER BIG TEN

1.	12697	J.T. Barrett, OSU	2014-2017
2.	12692	Drew Brees, PUR	1997-2000
3.	11790	Adam Weber, MIN	2007-10
4.	11576	Brett Basanez, NU	2002-05
5.	11511	Curtis Painter, PUR	2005-08
6.	11364	Antwaan Randle El, IND	1998-2001
7.	10745	Denard Robinson, MICH	2009-12
8.	10690	Tommy Armstrong Jr., NEB	2013-16
9.	10634	Nathan Scheelhaase, ILL	2010-13
10.	10594	Juice Williams, ILL	2006-09
11.	9956	Trace McSorley, PSU	2015-pres.
12.	9653	Kyle Orton, PUR	2001-04
13.	9515	Chuck Long, IOWA	1981-85
14.	9403	Connor Cook, MSU	2012-15
15.	9400	Chad Henne, MICH	2004-07

TOTAL OFFENSE, CAREER

	Total	Rush	Pass		
1.	9956	1346	8610	Trace McSorley	2015-pres.
2.	8215	-242	8457	Christian Hackenberg	2013-15
3.	7796	584	7212	Zack Mills	2001-04
4.	6361	619	5742	Daryll Clark	2006-09
5.	6325	-65	6390	Matt McGloin	2009-12
6.	6000	131	5869	Tony Sacca	1988-91
7.	5300	-4	5304	Kerry Collins	1991-94
8.	5168	1637	3531	Michael Robinson	2002-05
9.	5162	-220	5382	Chuck Fusina	1975-78
10.	5154	-121	5275	Anthony Morelli	2004-07

TOTAL OFFENSE, SEASON

	Total	Rush	Pass		
1.	4061	491	5370	Trace McSorley	2017
2.	3979	212	3614	Trace McSorley	2016
3.	3220	-51	3271	Matt McGloin	2012
4.	3214	211	3003	Daryll Clark	2009
5.	3156	806	2350	Michael Robinson	2005
6.	2887	-68	2955	Christian Hackenberg	2013
7.	2883	-94	2977	Christian Hackenberg	2014
8.	2874	282	2592	Daryll Clark	2008
9.	2660	-19	2679	Kerry Collins	1994
10.	2638	-13	2651	Anthony Morelli	2007
--	1688	447	1241	Trace McSorley	2018

TOTAL OFFENSE, GAME

	Total	Rush	Pass		
1.	461	175	286	T. McSorley vs. Ohio State	2018
2.	456	2	454	C. Hackenberg vs. UCF	2014
3.	418	138	280	Z. Mills vs. Ohio State	2001
4.	408	73	335	T. McSorley vs. Minnesota	2016
5.	402	60	342	T. McSorley vs. Washington	2017
6.	398	19	379	M. Robinson vs. Wisconsin	2003
7.	389	-10	399	Z. Mills vs. Iowa	2002
	389	13	376	T. McSorley vs. Michigan St.	2016
9.	383	2	381	T. McSorley at Michigan St.	2017
10.	371	0	371	C. Hackenberg vs. Boston Coll. 2014	2014
	371	46	325	T. McSorley vs. Nebraska	2017

TDs RESPONSIBLE FOR, CAREER BIG TEN

1.	147	J.T. Barrett, OSU	2014-17
2.	106	Drew Brees, PUR	1997-2000
3.	94	Trace McSorley, PSU	2015-18
4.	91	Tommy Armstrong Jr, NEB	2013-16
	91	Denard Robinson, MICH	2009-12
6.	90	Chad Henne, MICH	2004-07
7.	88	Braxton Miller, OSU	2011-15
8.	87	Antwaan Randle El, IND	1998-2001
9.	85	Art Schlichter, OSU	1978-81
10.	84	Montee Ball, WIS	2009-12

TDs RESPONSIBLE FOR, CAREER

1.	94	Trace McSorley	2015-pres.
2.	65	Daryll Clark	2006-09
3.	55	Christian Hackenberg	2013-15
4.	54	Saquon Barkley	2015-17
5.	53	Matt McGloin	2009-12
	53	Zack Mills	2001-04
7.	51	Todd Blackledge	1980-82
8.	47	Tony Sacca	1988-91
9.	46	Michael Robinson	2002-05
10.	43	Chuck Fusina	1975-78

TDs RESPONSIBLE FOR, SEASON

1.	39	Trace McSorley	2017
2.	36	Trace McSorley	2016
3.	31	Daryll Clark	2009
4.	29	Daryll Clark	2008
	29	Matt McGloin	2012
	29	Lydell Mitchell	1971
7.	28	Michael Robinson	2005
8.	25	Todd Blackledge	1982
	25	Tony Sacca	1991
10.	24	Christian Hackenberg	2013
	24	Doug Strang	1983
	24	Saquon Barkley	2017
--	17	Trace McSorley	2018

TOTAL OFFENSE YARDS PER PLAY, CAREER

1.	7.42	Kerry Collins	1991-94
2.	7.34	Mike McQueary	1995-97
3.	7.16	Ki-Jana Carter	1992-94
4.	7.08	Trace McSorley	2015-pres.
5.	6.92	Tom Shuman	1972-74
6.	6.85	Daryll Clark	2005-09
7.	6.66	John Hufnagel	1970-72
8.	6.59	Chuck Fusina	1975-78
9.	6.42	Larry Johnson	1998-02
10.	6.41	Matt McGloin	2009-12

TOTAL OFFENSE YARDS PER PLAY, SEASON

1.	9.64	Kerry Collins	1994
2.	8.19	Tom Shuman	1973
3.	7.88	Chuck Fusina	1977
4.	7.77	Ki-Jana Carter	1994
5.	7.70	Larry Johnson	2002
6.	7.47	Trace McSorley	2016
7.	7.18	Daryll Clark	2008
8.	7.12	John Hufnagel	1971
9.	7.11	Trace McSorley	2017
10.	7.09	Mike McQueary	1997
--	6.78	Trace McSorley	2018

TOUCHDOWNS, CAREER

1.	53	Saquon Barkley	2015-17
2.	41	Lydell Mitchell	1969-71
3.	38	Curtis Enis	1995-97
4.	36	Larry Johnson	1999-2002
5.	34	Ki-Jana Carter	1992-94
6.	33	Curt Warner	1979-82
7.	32	Charlie Pittman	1967-69
	32	Bobby Engram	1991, 93-95
	32	Evan Royster	2007-10
10.	31	Ritche Anderson	1989-92
11.	30	John Cappelletti	1972-73
12.	29	DJ Dozier	1983-86
	29	Matt Suhey	1976-79
14.	28	Tony Hunt	2003-06
15.	27	Kenny Jackson	1980-83
	27	Eric McCoo	1998-01
--	24	Trace McSorley	2015-pres.

PUNT RETURNS

PUNT RETURN AVERAGE, CAREER

(Min. 15 returns)			
1.	17.6	Ron Younker	1953-54
2.	16.5	Wally Triplett	1946-48
3.	15.9	Don Jonas	1958-61
...			
14.	12.6	O.J. McDuffie	1988-92
15.	12.0	Matt Suhey	1976-79
16.	11.9	Chris Campbell	1994-96
17.	11.1	Bobby Engram	1991,93-95
	11.1	Devon Smith	2009-11
19.	11.0	Derrick Williams	2005-08
20.	10.9	Michael Timpson	1985-88
--	10.7	DeAndre Thompkins	2014-pres.

PUNT RETURN AVERAGE, SEASON

(Min. 15 returns)			
1.	21.4	Don Jonas	1960
2.	19.2	Gary Hayman	1973
3.	17.5	Lenny Moore	1953
4.	17.0	Shorty Miller	1912
5.	16.1	Ron Younker	1954
6.	16.0	Bob Pollard	1951
7.	15.7	Dick Hoak	1959
8.	15.2	Matt Suhey	1978
9.	14.6	O.J. McDuffie	1989
10.	14.2	Mike Irwin	1965
11.	13.7	Jimmy Cefalo	1977
12.	13.6	Dennis Onkotz	1969
13.	13.3	DeAndre Thompkins	2017
14.	13.3	O.J. McDuffie	1992
15.	13.1	Tisen Thomas	1990

PUNT RETURN YARDS, CAREER

1.	1171	Bruce Branch	1997-01
2.	1059	O.J. McDuffie	1988-92
3.	812	Calvin Lowry	2002-05
4.	786	Bobby Engram	1991, 93-95
5.	724	Derrick Williams	2005-08
6.	717	Gary Hayman	1972-73
7.	672	DeAndre Thompkins	2014-pres.
8.	671	Kevin Baugh	1980-83
9.	650	Jim Coates	1984-87
10.	619	Dennis Onkotz	1967-69

PUNT RETURN YARDS, SEASON

1.	528	Bryant Johnson	2002
2.	464	Bruce Branch	1999
3.	446	Bruce Branch	1998
4.	442	Gary Hayman	1973
5.	402	Bobby Engram	1993
6.	398	O.J. McDuffie	1992
7.	380	Tisen Thomas	1990
8.	358	O.J. McDuffie	1991
9.	340	Calvin Lowry	2005
10.	325	Dennis Onkotz	1969
11.	319	DeAndre Thompkins	2017
12.	315	Kevin Baugh	1982

PUNT RETURNS, CAREER

1.	109	Bruce Branch	1997-01
2.	86	Jim Coates	1984-87
	86	Calvin Lowry	2002-05
4.	84	O.J. McDuffie	1988-92
5.	71	Bobby Engram	1991, 93-95
6.	66	Derrick Williams	2005-08
7.	63	DeAndre Thompkins	2014-pres.
8.	62	Kevin Baugh	1980-83
9.	56	Gary Hayman	1972-73
10.	50	Jesse Della Valle	2010-14

KICK RETURNS

KICK RETURN AVERAGE, CAREER

(Min. 15 returns)			
1.	29.6	Larry Joe	1946-48
2.	28.8	Curt Warner	1979-82
3.	28.4	Charlie Pittman	1967-69
4.	27.8	Saquon Barkley	2015-17
5.	26.9	Gary Hayman	1972-73
6.	26.3	Blair Thomas	1985-87, 89
7.	25.7	Roger Kochman	1959-62
8.	25.6	Chaz Powell	2008-11
9.	24.6	Lydell Mitchell	1969-71
10.	24.4	Shelly Hammonds	1990-93
11.	24.3	Lenny Moore	1953-55
12.	24.2	Gary Brown	1987-90
13.	24.0	A.J. Wallace	2006-09
14.	23.6	Richie Anderson	1989, 91-92
15.	23.6	Nick Scott	2014-pres.

KICKOFF RETURN YARDS, CAREER

1.	1866	Chaz Powell	2007-11
2.	1506	Kenny Watson	1996-2000
3.	1347	Larry Johnson	1998-2002
4.	1216	Kevin Baugh	1980-83
5.	1128	A.J. Wallace	2006-09
6.	1127	Jim Coates	1984-87
7.	1095	Derrick Williams	2005-08
8.	922	Curt Warner	1979-82
9.	920	Gary Brown	1987-90
10.	764	Miles Sanders	20

RECORD WATCH

KICKOFF RETURNS, SEASON

1.	33	Miles Sanders	2016
2.	32	Grant Haley	2014
3.	27	Chaz Powell	2011
4.	26	Kevin Baugh	1983
5.	22	Gary Brown	1988
	22	Geno Lewis	2013
	22	Chris Eberly	1997
	22	A.J. Wallace	2007
	22	Kenny Watson	1999
10.	21	Chaz Powell	2010

PUNTING

PUNTING AVERAGE, CAREER

(Min. 50 punts)

1.	43.13	Jeremy Boone	2007-09
2.	43.00	George Reynolds	1980-83
3.	42.94	Blake Gillikin	2016-pres.
4.	41.84	Pat Pidgeon	1996-99
5.	41.79	Ralph Giacomarro	1979-82
6.	41.74	Jeremy Kapinos	2003-06
7.	41.73	Anthony Fera	2010-11
8.	41.71	John Bruno Jr.	1984-86
9.	40.50	Chris Clauss	1987
10.	39.95	David Royer	1999-2002

PUNTING AVERAGE, SEASON

(Minimum 30 punts)

1.	43.55	Ralph Giacomarro	1981
2.	43.32	Jeremy Boone	2009
3.	43.31	Ralph Giacomarro	1980
4.	43.15	Blake Gillikin	2017
5.	43.03	Jeremy Boone	2008
6.	43.02	Jeremy Boone	2007
7.	42.92	John Bruno Jr.	1985
8.	42.80	Blake Gillikin	2016
9.	42.63	George Reynolds	1983
10.	42.58	Pat Pidgeon	1998

PUNTING AVERAGE, GAME

(Minimum 4 punts)

1.	54.75	Ralph Giacomarro at Syracuse	1981
2.	52.40	Bob Campbell vs. Miami (Fla.)	1968
3.	52.00	Jeremy Kapinos vs. Purdue	2004
4.	51.40	Jeremy Boone vs. Texas A&M	2007
5.	51.00	Doug Helkowski vs. Texas	1990
6.	50.80	Blake Gillikin vs. USC	2016
7.	50.50	Jeremy Kapinos at Ohio State	2004
	50.50	Jeremy Kapinos at Ohio State	2006
9.	49.50	Jeremy Boone at Illinois	2009
10.	48.80	Chris Gulla vs. Akron	2014

LONGEST PUNTS

1.	89	Coop French at Iowa	1930
2.	78	Jeremy Kapinos at Ohio State	2004
3.	76	Chris Clauss vs. Rutgers	1987
4.	74	Anthony Fera at Iowa	2010
5.	73	Milt Plum at Ohio State	1956
6.	71	Joe Colone at Syracuse	1946
7.	71	John Bruno Jr. vs. Boston Coll.	1985
8.	70	Coop French at Iowa	1930
	70	Joe Colone at Syracuse	1946
	70	Jeremy Kapinos vs. Purdue	2004
	70	Jeremy Boone at Illinois	2007
12.	69	Bob Parsons at Colorado	1970
	69	Anthony Fera vs. Purdue	2011
	69	Blake Gillikin at Pitt	2016
15.	68	Jeremy Kapinos at Ohio State	2006
	68	Jeremy Boone at Indiana	2007
17.	67	Joe Colone vs. Navy	1947
	67	Art Betts vs. Michigan State	1951
	67	Wayne Corbett at Pittsburgh	1965
20.	66	Frank Hershey vs. Maryland	1964
	66	Jeremy Boone at Illinois	2009
	66	Alex Butterworth vs. Michigan	2013
23.	65	W.G. Cooper vs. Villanova	1935
	65	Tom Cherry vs. UCLA	1967
	65	Bob Parsons vs. Colorado	1969
	65	Blake Gillikin vs. USC	2016

SCORING

SCORING, CAREER

	Points	TD	PAT	FG		
1.	425	1	*183	78	Kevin Kelly	2005-08
2.	318	53	0	0	Saquon Barkley	2015-17
3.	282	0	132	50	Craig Fayak	1990-93
4.	276	0	141	45	Brett Conway	1993-96
5.	271	0	109	54	Sam Ficken	2011-14
6.	261	0	144	39	Tyler Davis	2015-17
7.	258	0	117	47	Travis Forney	1996-99
8.	246	41	0	0	Lydell Mitchell	1969-71
9.	232	0	115	39	Robbie Gould	2001-04
10.	230	38	**0	0	Curtis Enis	1995-97
11.	218	36	**0	0	Larry Johnson	1999-2002
12.	206	0	86	40	Massimo Manca	1982, 84-86
13.	204	34	0	0	Ki-Jana Carter	1992-94
14.	198	33	0	0	Curt Warner	1979-82
15.	193	0	85	36	Collin Wagner	2006-10
16.	192	32	0	0	Charlie Pittman	1967-69
	192	32	0	0	Bobby Engram	1991, 93-95
	192	32	0	0	Evan Royster	2006-10
19.	191	0	74	39	Matt Bahr	1976-78
20.	190	0	76	38	Nick Gancitano	1981-84
--	144	24	0	0	Trace McSorley	2015-pres.

*2-pt conversion run; **2-pt conversion reception

GAME 1

APP STATE **38**



vs.



45 PENN STATE

BEAVER STADIUM
BTN

SEPT. 1, 2018
ATTN: 105,232



GAME RECAP

UNIVERSITY PARK, Pa. - A rushing touchdown from Miles Sanders and an interception in the end zone by Amani Oruwariye secured a thrilling 45-38 overtime victory for No. 10/9 Penn State over Appalachian State in front of 105,232 roaring fans in the 2018 opener.

It was the largest crowd for a Penn State season opener since 2008.

Trailing by a touchdown with 1 minute, 39 seconds to go in regulation, quarterback Trace McSorley engineered a touchdown drive to tie the game at 38-38 and force overtime. Penn State went on offense first and handed the ball to Sanders four consecutive times, with his last rush crossing the goal line from 4 yards out. Appalachian State threatened on its offensive possession, converting a fourth-and-1 to earn a fresh set of downs at the 15-yard line, but Oruwariye picked Zac Thomas' first-down pass off in the end zone to end the game. It was the third consecutive season opener in which Oruwariye pulled in an interception.

The Nittany Lions held a 24-10 lead through three quarters, but the Mountaineers stormed back in the fourth quarter, scoring four touchdowns and allowing just one for a 38-31 lead with under two minutes to play.

Penn State responded as redshirt freshman KJ Hamler setup a game-tying touchdown drive with a 52-yard kickoff return out of the end zone, patiently waiting for a lane to develop before bursting down the right sideline. McSorley went to work from the App State 48 with 1:39 on the clock, going 5-for-6 passing - including a fourth-and-2 conversion - and ultimately connected with Hamler for a 15-yard touchdown to tie the score at 38-38 with 42 seconds to play.

Appalachian State missed a 56-yard field goal attempt on its ensuing drive with 15 seconds left on the clock, sending the game to overtime. Penn State got the ball first in the extra session and handed it over Sanders to do all of the work on the ground. Sanders used four carries to rush for 25 yards and a touchdown that put the Nittany Lions ahead 45-38.

After the Mountaineers converted on a fourth down, Thomas heaved a ball into the corner of the end zone, but it was Oruwariye who came down with the pigskin to seal the Penn State victory.

McSorley accounted for three touchdowns, two rushing and one passing, and finished with 283 total offense yards. The senior signal caller connected on 21 of his 36 passing attempts.

Sanders rushed for 91 yards and two touchdowns, including the game-winner. Linebacker Jan Johnson led the Nittany Lion defense with 11 total tackles.

KEYS AND DIFFERENCE MAKERS

Miles Sanders (PSU, RB) and the Ground Game

Making just his second career start, Sanders enjoyed a career game, setting highs in rushing yards (91), attempts (19) and rushing touchdowns (2), not to mention the game-winning score in overtime.

Five of Penn State's six touchdowns scored in the game came on the ground, as McSorley scored two and totaled 53 yards rushing 12 carries. Freshman Ricky Slade added 39 yards on six carries in his debut, including a 27-yard touchdown run late in the third quarter.

Trace McSorley (PSU, QB)

McSorley completed 21-of-36 passes for 230 yards and a touchdown and rushed 12 times for 53 yards and two touchdowns.

KJ Hamler (PSU, WR/KR)

Hamler made an impact in his collegiate debut, catching four passes for a team-high 68 yards and a game-tying touchdown, while also breaking through for 52 yards on his lone kickoff return to setup the game-tying drive with less than two minutes to go in regulation. The redshirt freshman also hauled in a 46-yard reception early in the fourth quarter, which led to a Miles Sanders rushing touchdown and a 31-17 Penn State lead with 11:17 remaining.

Notable Nittany Lions

Wide receiver Juwan Johnson led the Lions with six receptions, totaling 67 yards. He was one of seven receivers that McSorley targeted.

On defense, Johnson made his first career start at middle linebacker and totaled a game- and career-high 11 tackles. In the secondary, safety Nick Scott made a career-best nine tackles and registered his first career sack.

Appalachian State Kickoff Return Touchdown

Penn State scored on the game's opening drive, but App State's Darrynton Evans returned the ensuing kickoff 100 yards for a touchdown. It was the first kickoff return touchdown Penn State had allowed since yielding one at Northwestern in 2015.

SCORING SUMMARY

	1	2	3	4	OT	F
APP	10	0	0	28	0	38
PSU	7	3	14	14	7	45

1st	12:02	PSU	Trace McSorley 12 yd run (Pinegar kick)	7-75/2:58/0-7
	11:48	APP	Darrynton Evans 100 yd kickoff return (Staton kick)	7-7
	4:10	APP	Chandler Staton 38 yd field goal	12-60/6:37/10-7
2nd	0:12	PSU	Jake Pinegar 32 yd field goal	12-77/4:32/10-10
3rd	9:41	PSU	Trace McSorley 10 yd run (Pinegar kick)	8-65/3:22/10-17
	2:41	PSU	Ricky Slade 27 yd run (Pinegar kick)	8-72/3:40/10-24
4th	13:39	APP	Malik Williams 17 yd pass from Thomas (Staton kick)	10-75/4:02/17-24
	11:17	PSU	Miles Sanders 2 yd run (Pinegar kick)	6-75/2:22/17-31
	7:40	APP	Malik Williams 24 yd pass from Thomas (Staton kick)	9-80/3:32/24-31
	6:03	APP	Zac Thomas 1 yd run (Staton kick)	4-53/1:36/31-31
	1:47	APP	Jalin Moore 16 yd run (Staton kick)	4-42/1:12/38-31
	0:42	PSU	KJ Hamler 15 yd pass from McSorley (Pinegar kick)	7-48/0:57/38-38
OT	--	PSU	Miles Sanders 4 yd run (Pinegar kick)	4-25/0:00/38-45

TEAM STATS

	APP	PSU
First Downs	22	24
Rushing Yards	159	205
Passing Yards	292	229
Passing (C-A-Int)	26-39-1	20-35-0
Total Offense	451	434
Plays	76	79
Fumbles (#-Lost)	1-0	0-0
Penalties (#-Yards)	9-100	2-10
Possession Time	32:28	27:32
3rd-Down Conv.	6-16	6-15
Red Zone	3-4	6-6
Touchdowns	3	5
Field goals	0	1

OTHER

Time of Game	3:40	
Appalachian State	0-1, 0-0 Sun Belt	
Penn State	1-0, 0-0 BIG	

INDIVIDUAL STATISTICS

RUSHING

App State-Moore, Jalin 18-88; Thomas, Zac 15-43; Heath, Dominique 1-19; Evans, Darrynton 3-9.

Penn State-Sanders, Miles 19-91; McSorley, Trace 12-53; Slade, Ricky 6-39; Allen, Mark 6-25; TEAM 1-minus 3.

PASSING

App State-Thomas, Zac 25-38-1-270; Derrick, Peyton 1-1-0-22.

Penn State-McSorley, Trace 20-35-0-229.

RECEIVING

App State-Sutton, Corey 6-87; Moore, Jalin 5-36; Williams, Malik 4-66; Hennigan, Thomas 4-28; Heath, Dominique 2-35; Evans, Darrynton 2-10; Virgil, Jalen 1-14; Pearson, Henry 1-8; Papenheim, Devin 1-8.

Penn State-Johnson, Juwan 6-67; Hamler, KJ 3-67; Sanders, Miles 3-20; Allen, Mark 3-18; Holland, Jonathan 2-36; Polk, Brandon 2-19; Dalton, Danny 1-2.

TOP TACKLERS (T-UA-A)

App State-Flory, Anthony 9-3-6; Fehr, Jordan 8-5-3; Duck, Clifton 7-5-2; Hayes, Tae 6-5-1; Davis-Gaither, Akeem 5-2-3; Franklin, Desmond 4-4-0; Godwin, Okon 4-2-2.

Penn State-Johnson, Jan 11-4-7; Scott, Nick 9-5-4; Taylor, Garrett 8-6-2; Oruwariye, Amani 7-7-0; Farmer, Koa 5-3-2; Castro-Fields, Tariq 4-2-2; Brown, Cam 4-2-2; Parsons, Micah 4-0-4.

GAME 2

PENN STATE **51**



6 PITTSBURGH

HEINZ FIELD
ABC
SEPT. 8, 2018
ATTN: 68,400



GAME RECAP

PITTSBURGH - No. 13/10 Penn State never trailed as success in all three phases of the game and a dominant second half led the Nittany Lions to a 51-6 victory over Pittsburgh on a rainy Saturday night at Heinz Field.

The 45-point margin of victory was the largest in the Penn State-Pitt series since a 52-point win (65-9) over the Panthers in 1968.

The teams were only separated by a missed extra point (7-6) for the majority of the first half, but Penn State never looked back after quarterback Trace McSorley connected with wide receiver KJ Hamler for a touchdown just before halftime, giving the Lions a 14-6 lead. The seven points were the first of 44 unanswered that the Nittany Lions would score, of which 37 came in the second half.

The Nittany Lion defense held Pitt to 69 yards in the second half, including minus-2 in the third quarter. On offense McSorley rushed and passed for a touchdown, Mark Allen rushed for a touchdown and quarterback Sean Clifford threw a 34-yard touchdown pass to Brandon Polk on his first career play. On special teams, DeAndre Thompkins returned a punt for a touchdown, while the defense added two points with a safety.

McSorley completed 14-of-30 passes for 145 yards as wet and rainy conditions factored in several dropped passes, but he threw for two touchdowns and rushed five times for 36 yards and a touchdown. Hamler was the leading receiver with three catches for 40 yards and a touchdown, and he also scored Penn State's first touchdown of the game on a jet sweep from 32 yards out. Additionally, running back Miles Sanders posted his first career 100-yard rushing game, totaling 118 yards on 16 carries, with a long rush of 41 yards.

In the second half, Penn State's average field position was its own 46, while Pitt was mired at its own 18. Six of Pitt's nine offensive drives in the second half started inside its own 16, including its first four of the half.

Gillikin enjoyed a strong game punting, with three punts inside the 10, four inside the 20 and two punts for more than 50 yards.

Second Half Defense

Pitt outgained Penn State 231-188 in the first half, with 214 yards rushing, but the Nittany Lions tightened up in the second half. Pitt lost 2 yards in the third quarter and managed just 71 yards in the fourth, also only gaining just five first downs. Penn State never let Pitt's passing game off the ground, holding quarterback Kenny Pickett to just 55 yards on nine completions and an interception on 18 passing attempts for the game.

Miles Sanders (PSU, RB) and the Ground Game

Penn State surpassed 200 yards rushing as a team for a fifth consecutive game, led by Sanders' 118 yards. McSorley added 36 yards and a touchdown on five carries, while Hamler's first career rush went for 32 yards and a touchdown. Allen rushed for 12 yards and his first touchdown since the 2016 season.

Trace McSorley (PSU, QB)

McSorley was responsible for three touchdowns, throwing for two and running for one. He completed 14-of-30 passes for 145 yards and touchdowns to redshirt freshmen Hamler and Mac Hippenhammer, while running for a touchdown amongst his five carries for 36 yards. It was McSorley's 18th career game with both a rushing and passing touchdown, and he has now completed a touchdown pass in 30 consecutive games, extending his school-record and FBS-leading streak.

KJ Hamler (Penn State, WR/KR)

Hamler enjoyed his first multi-touchdown game, registering the game's first score on a 32-yard run, and then hauling in a 14-yard touchdown catch just before halftime to give Penn State a 14-6 lead going into the locker room. His three receptions were a game high, and he totaled 40 yards.

Firsts

Hamler scored his first rushing touchdown for Penn State's first score of the game. In the fourth quarter, Hippenhammer scored his first receiving touchdown on his first reception and Clifford threw his first career touchdown pass on his first collegiate play.

SCORING SUMMARY

	1	2	3	4	OT	F
PSU	7	7	16	21	-	51
PITT	6	0	0	0	-	6

1st	12:14	PSU		3-63/1:09/7-0
	7:09	UP		10-75/5:05/7-6
	0:26	PSU		3-35/0:33/14-6
2nd	0:26	PSU		3-35/0:33/14-6
	8:36	PSU		8-40/2:39/21-6
3rd	7:38	PSU		23-6
	0:28	PSU		30-6
4th	11:40	PSU		5-64/2:29/37-6
	6:17	PSU		12-61/4:00/44-6
	4:21	PSU		1-34/0:11/51-6

TEAM STATS

	PSU	PITT
First Downs	23	15
Rushing Yards	211	245
Passing Yards	179	55
Passing (C-A-Int)	15-31-0	9-18-1
Total Offense	390	300
Plays	64	70
Fumbles (#-Lost)	3-2	4-2
Penalties (#-Yards)	4-45	14-116
Possession Time	25:38	34:22
3rd-Down Conv.	4-11	4-14
Red Zone	4-4	1-3
Touchdowns	4	1
Field goals	0	0

OTHER

Time of Game	3:25
Penn State	2-0, 0-0 BIG
Pittsburgh	1-1, 0-0 ACC

KEYS AND DIFFERENCE MAKERS Turnovers and Field Position

Pitt was stopped twice inside the Penn State 5-yard line in the first half, as cornerback Amani Oruwariye intercepted a Pitt pass at the 3-yard line late in the first quarter and cornerback Zech McPhearson dropped Pitt running back Qadree Ollison for a 3-yard loss on fourth-and-3 at the Penn State 4 late in the second quarter.

Penn State benefitted from another turnover late in the first half following the fourth-down stop. The Nittany Lions went three-and-out, but punter Blake Gillikin boomed a 47-yard punt to the Pitt 38. Penn State then forced a three-and-out and Pitt punter Kirk Christodoulou fumbled the snap, allowing Jarvis Miller to recover it for Penn State at the Pitt 35. It took Penn State just three plays to find the end zone. After an incompleting, Sanders rushed for 21 yards and then McSorley found Hamler wide open over the middle for a 14-yard touchdown reception and a 14-6 lead.

INDIVIDUAL STATISTICS

RUSHING

Penn State-Sanders, Miles 16-118; McSorley, Trace 5-36; Hamler, KJ 1-32; Slade, Ricky 4-13; Allen, Mark 7-12; Pitt-Ollison, Qadree 21-119; Jacques-Louis, Shockey 2-39; Davis, A.J. 6-38; Pickett, Kenny 14-30; Hall, Darrin 7-28; Aston, George 1-minus 2; Christodoulou, Kirk 1-minus 7.

PASSING

Penn State-McSorley, Trace 14-30-0-145; Clifford, Sean 1-1-0-34; Pitt-Pickett, Kenny 9-18-1-55.

RECEIVING

Penn State-Hamler, KJ 3-40; Polk, Brandon 2-45; Holland, Jonathan 2-25; Johnson, Juwan 2-23; Dalton, Danny 2-17; Hippenhammer, Mac 1-11; Allen, Mark 1-7; Sanders, Miles 1-6; Freiermuth, Pat 1-5; Pitt-Jacques-Louis, Shockey 2-21; Aston, George 2-14; Ollison, Qadree 2-3; Mack, Taysir 1-9; Butler-Jenkins, Dontavious 1-4; Hall, Darrin 1-4.

TOP TACKLERS (T-UA-A)

Penn State-Parsons, Micah 7-5-2; Givens, Kevin 7-5-2; Toney, Shaka 5-5-0; Taylor, Garrett 5-2-3; Johnson, Jan 5-2-3; Castro-Fields, Tariq 5-1-4; Pitt-Wirginis, Quintin 9-7-2; Briggs, Dennis 6-6-0; Jackson, Dane 4-4-0; Weaver, Rashad 4-3-1; Idowu, Oluwaseun 4-3-1; Stocker, Jazzee 3-3-0; Mathis, Damarri 3-3-0; Hendrix, DeWayne 3-1-2.

GAME 3

KENT STATE **10**



vs.



63 PENN STATE

BEAVER STADIUM
FS1

SEPT. 15, 2018
ATTN: 106,528



GAME RECAP

UNIVERSITY PARK, Pa. – Senior quarterback Trace McSorley accounted for five touchdowns as No. 11/10 Penn State football totaled 643 yards of total offense in a 63-10 victory over Kent State in non-conference football action Saturday afternoon in front of 106,528 fans at Beaver Stadium.

For the Penn State offense, McSorley threw for 229 yards and two touchdowns and ran for 54 yards and a career-high-tying three touchdowns. His top target was DeAndre Thompkins, who made four catches for 101 yards, including a diving 40-yard reception in the end zone. On the ground, seven Penn Staters combined for 297 yards with Miles Sanders posting 86 yards on 14 carries, while Mark Allen, Ricky Slade and Johnathan Thomas each rushed for a touchdown.

The Penn State defense held the up-tempo Kent State offense to 221 yards, with just 41 yards allowed on the ground. Cam Brown led the unit with seven tackles, while Penn State totaled seven sacks, led by Shareef Miller and Jayson Oweh with 2.0 each. Miller also led the team with 3.0 tackles for loss.

The Nittany Lion offense tallied its first touchdown of the afternoon with 12:51 left in the first quarter of play when McSorley hit Thompkins for a 40-yard touchdown pass. Kent State then tied the game at 7-7 on a 47-yard touchdown pass from Woody Barrett to Mike Carrigan on the ensuing drive, but Penn State went on to outscore Kent State, 56-3, down the stretch to secure the win.

A pair of freshmen secured the longest play from scrimmage in Penn State history in the fourth quarter, as quarterback Sean Clifford found a wide-open Daniel George for a 95-yard touchdown reception.

KEYS AND DIFFERENCE MAKERS Trace McSorley (PSU, QB)

McSorley was responsible for five touchdowns, throwing for two and rushing for three in just three quarters of work. He completed 11-of-22 pass attempts for 229 yards, marking the 24th time he has surpassed 200 yards passing in a game to extend his Penn State record. He also extended his FBS-best and school-record streak of consecutive games with a passing touchdown to 31.

With 54 rushing yards on the day, McSorley now has 1,042 yards on his career, becoming the 44th Nittany Lion to pass the 1,000-yard mark and only the second quarterback. McSorley's three rushing touchdowns give him 24 for his career, setting a Penn State record for most rushing touchdowns by a quarterback.

It was also McSorley's 19th game with both a passing and rushing touchdown (seven in 2016, nine in 2017, three in 2018).

Chunk Plays

Penn State was able to gain yards in chunks, highlighted by its longest play from scrimmage in history, as quarterback Clifford and George connected on a 95-yard touchdown reception in the fourth quarter.

Penn State opened the game with a 19-yard completion to Sanders and following that with a 56-yard touchdown pass that was nullified by a penalty. The latter did not matter though as Thompkins made a diving catch in the end zone for a 40-yard touchdown reception for the game's first score.

Kent State was able to answer with a 47-yard touchdown pass though from Barrett to Carrigan. It was the Golden Flashes' lone touchdown for the game.

Big runs keyed Penn State's next two scoring drives of the first quarter, as an 18-yard McSorley run with a personal foul penalty tacked on setup the second, and a 19-yard Allen run setup the third.

Kent State left Penn State just 25 seconds on offense, but a 22-yard completion to Hamler moved the Nittany Lions to the 13, from where McSorley would rush into the end zone from 13 yards for a 28-10 halftime lead.

The big plays continued in the second half. A career-long 23-yard reception by freshman tight end Pat Freiermuth moved Penn State into the red zone, setting up an eventual Allen touchdown and a 35-10 lead.

Penn State extended its lead to 42-10 following a two-play scoring drive keyed by a 39-yard reception by Thompkins. Slade rushed into the end zone from just 2 yards out on the following play.

Cam Sullivan-Brown hauled in a 66-yard touchdown pass late in the third quarter, but it was wiped away by another holding penalty. Again, it did not matter, as McSorley later connected with Brandon Polk for a career-long 41-yard touchdown reception and a 49-10 lead.

Clifford and George's 95-yard play was not the last big one of the day, as Johnathan Thomas broke free for 69-yard on the game's final drive.

DeAndre Thompkins (PSU, WR)

Thompkins' 101 yards on the day sent him over the 1,000-yard mark for his career. Thompkins now has 1,017 career receiving yards, becoming the 31st player in program history to reach that mark. The 100-yard effort was the second of his career, joining his 102-yard performance against Michigan State last season.

SCORING SUMMARY

	1	2	3	4	OT	F
KSU	7	3	0	0	-	10
PSU	21	7	21	14	-	63

1st	12:51	PSU	5-75/2:09/0-7
		DeAndre Thompkins	40 yd pass from McSorley (Pinegar kick)
	9:43	KSU	11-75/3:08/7-7
		Mike Carrigan	47 yd pass from Barrett (Trickett M. kick)
	5:07	PSU	9-75/3:02/7-14
		Trace McSorley	1 yd run (Pinegar kick)
	1:09	PSU	7-31/3:00/7-21
		Trace McSorley	2 yd run (Pinegar kick)
2nd	0:35	KSU	5-0/0:48/10-21
		Matthew Trickett	24 yd field goal
	0:04	PSU	4-43/0:21/10-28
		Trace McSorley	13 yd run (Pinegar kick)
3rd	10:05	PSU	8-57/3:03/10-35
		Mark Allen	7 yd run (Pinegar kick)
	7:42	PSU	2-41/0:35/10-42
		Ricky Slade	2 yd run (Pinegar kick)
	2:37	PSU	8-70/3:50/10-49
		Brandon Polk	41 yd pass from McSorley (Pinegar kick)
4th	6:55	PSU	3-98/1:12/10-56
		Daniel George	95 yd pass from Clifford (Pinegar kick)
	1:09	PSU	3-80/1:11/10-63
		Johnathan Thomas	15 yd run (Pinegar kick)

TEAM STATS

	KSU	PSU
First Downs	18	26
Rushing Yards	41	297
Passing Yards	180	346
Passing (C-A-Int)	21-40-0	14-25-1
Total Offense	221	643
Plays	77	70
Fumbles (#-Lost)	1-0	2-0
Penalties (#-Yards)	10-83	9-85
Possession Time	31:38	28:22
3rd-Down Conv.	7-20	5-12
Red Zone	1-1	6-6
Touchdowns	0	6
Field goals	1	0

OTHER

Time of Game	3:28
Kent State	1-2, 0-0 MAC
Penn State	3-0, 0-0 BIG

INDIVIDUAL STATISTICS

RUSHING

Kent State-Crum, Dustin 3-23; Shaw, Jo-EI 10-22; Matthews, Will 4-16; Rankin, Justin 3-0; TEAM 1-minus 2; Barrett, Woody 16-minus 18.
Penn State-Sanders, Miles 14-86; Thomas, Johnathan 3-84; Allen, Mark 11-62; McSorley, Trace, 9-54; Clifford, Sean 2-10; Slade, Ricky 5-1; Hamler, KJ 1-0.

PASSING

Kent State-Barrett, Woody 20-38-0-176; Crum, Dustin 1-2-0-4.
Penn State-McSorley, Trace 11-22-1-229; Clifford, Sean 3-3-0-117.

RECEIVING

Kent State-Dixon, Antwan 5-59; Carrigan, Mike 3-58; McKoy, Isaiah 3-21; Shaw, Jo-EI 3-14; Harrell, Trey 3-2; Rankin, Justin 2-18; Lawrence-Burke, Mandela 1-4; Price, Kavius 1-4.
Penn State-Thompkins, DeAndre 4-101; Sanders, Miles 3-30; Polk, Brandon 2-55; Freiermuth, Pat 2-35; George, Daniel 1-95; Hamler, KJ 1-22; Kuntz, Zack 1-8.

TOP TACKLERS (T-UA-A)

Kent State-Hicks, Dalton 12-4-8; Bahr, Matt 9-3-6; Parker, Jamal 5-4-1; Phillips, Cepeda 5-3-2; Silva, Jordan 5-2-3; Hines, Elvis 4-2-2; McRae, Juantez 4-2-2.
Penn State-Brown, Cam 7-3-4; Sutherland, Jonathan 5-4-1; Parsons, Micah 5-2-3; Scott, Nick 4-1-3; Luketa, Jesse 3-3-0; Wade, Lamont 3-3-0; Castro-Fields, Tariq 3-3-0; Oweh, Jayson 3-3-0; Miller, Shareef 3-3-0.

GAME 4

PENN STATE **63**



vs.



24 ILLINOIS

MEMORIAL STADIUM
FS1

SEPT. 21, 2018
ATTN: 34,704



GAME RECAP

CHAMPAIGN, Ill. – No. 10/9 Penn State totaled 387 rushing yards, led by 200 yards and three touchdowns from junior running back Miles Sanders, as it defeated Illinois, 63-24, Friday night in Memorial Stadium.

Penn State put the game out of reach with 42 unanswered points in the second half, including 35 in the fourth quarter. The Nittany Lions had built a 21-7 lead to start, only to see Illinois score the next 17 points for a 24-21 lead early in the third quarter. However, a Sanders 48-yard touchdown run with 8:36 remaining in the third put Penn State back ahead, and the Lions never looked back.

The fourth quarter scoring surge pushed Penn State past 50 points for a third consecutive game – a school first – and marked the first time since 1917 that Penn State scored 60-plus points in consecutive games.

Joining Sanders in the prolific Penn State running attack was senior quarterback Trace McSorley, who rushed for a career-high 92 yards, and freshman running back Ricky Slade, who ran for a 61-yard touchdown in the fourth quarter and totaled a career-best 94 yards and two touchdowns for the game.

McSorley added three passing touchdowns, completing 12-of-19 passes for 160 yards. Freshman tight end Pat Freiermuth hauled in his first career touchdown reception, while Juwan Johnson and KJ Hamler came up with big touchdown receptions in the second half.

Turnovers

It was a tale of two halves in the turnover battle, with Illinois holding the upper-hand in the first half and Penn State taking advantage in the second.

The Nittany Lions committed two turnovers in the first half and failed to scoop up an Illinois fumble on the goal line. Penn State's first drive rolled for 55 yards until Illinois' Stanley Green forced a fumble on the third play and Michael Marchese recovered it. Illinois was unable to take advantage and Penn State built a two-touchdown lead, but Illinois cut the lead to one score after recovering a fumble forced by linebacker Cam Brown inside the 1, and then connecting on a touchdown pass to Rick Smalling on the very next play.

McSorley was then intercepted by Delano Ware with 28 seconds remaining in the second quarter, and Illinois kicked a field goal to trim the Penn State lead to four.

However, Penn State linebackers Jan Johnson and Ellis Brooks tallied their first career interceptions in the fourth quarter to contribute to the Nittany Lions' rout. With Penn State leading 35-24, Jan Johnson picked a bobbled pass at the Illinois 21, and McSorley found Hamler in the end zone on the first play of the ensuing drive. Brooks setup the final touchdown with a 22-yard interception return to the Illinois 10.

Second-Half Defense

Penn State limited Illinois to just 166 yards and seven points in the second half, as the Nittany Lion defensive unit nearly pulled off its third consecutive second-half shutout.

Penn State was led in tackles by safety Jonathan Sutherland with a career-high eight, while fellow safety Garrett Taylor totaled seven and tied for the team lead with 1.5 stops behind the line.

KEYS AND DIFFERENCE MAKERS

Ground Game

Both teams had success on the ground in the first half, but Penn State persisted in the second half to total 387 yards for the game – its most since running for 389 against Youngstown State in 2006.

Illinois finished with 245 yards rushing. Penn State rushed for 206 yards in the first half and Illinois added 174, but the Nittany Lions outgained the Illinois 181-71 in the second half.

Sanders led Penn State by rushing 22 times for 200 yards and three touchdowns – all career highs – with 14 carries, 113 yards and two touchdowns coming in the first half. It was the 28th 200-yard rushing performance in Penn State history. McSorley rushed for 83 yards in the first half and added one more carry to finish with a career-high 92 yards. Ricky Slade added 94 yards and two touchdowns on 10 carries, with all but one carry for 10 yards coming in the second half.

Illinois was paced on the ground by Reggie Corbin, who totaled 87 yards and a touchdown on 11 carries, highlighted by a 51-yard run to setup a touchdown in the first half. However, Corbin only managed just three carries for minus-2 yards in the second half. Mike Epstein added 73 yards on 13 carries, but was also limited in the second half, totaling 1 yard on one carry in the second half.

SCORING SUMMARY

	1	2	3	4	OT	F
PSU	7	14	7	35	-	63
ILL	7	10	7	0	-	24

1st	9:17	PSU	Miles Sanders 14 yd run (Pinegar kick)	9-70/3:32/7-0
	2:16	ILL	Reggie Corbin 2 yd run (McLaughlin kick)	6-74/1:31/7-7
2nd	12:52	PSU	Miles Sanders 2 yd run (Pinegar kick)	11-75/4:24/14-7
	8:11	PSU	Pat Freiermuth 5 yd pass from McSorley (Pinegar kick)	8-66/3:14/21-7
	6:47	ILL	Ricky Smalling 6 yd pass from Rivers (McLaughlin kick)	5-75/1:24/21-14
	0:00	ILL	McLaughlin 42 yd field goal	5-32/0:28/21-17
3rd	10:36	ILL	Ricky Smalling 17 yd pass from Rivers (McLaughlin kick)	9-75/4:24/21-24
	8:36	PSU	Miles Sanders 48 yd run (Pinegar kick)	5-90/2:00/28-24
4th	14:53	PSU	Juwan Johnson 16 yd pass from McSorley (Pinegar kick)	11-60/6:11/35-24
	14:09	PSU	KJ Hamler 21 yd pass from McSorley (Pinegar kick)	1-21/0:09/42-24
	9:58	PSU	Ricky Slade 61 yd run (Pinegar kick)	2-66/0:36/49-24
	4:24	PSU	Ricky Slade 1 yd run (Pinegar kick)	6-54/2:48/56-24
	1:56	PSU	Journey Brown 6 yd run (Pinegar kick)	2-10/0:50/63-24

TEAM STATS

	PSU	ILL
First Downs	31	26
Rushing Yards	387	245
Passing Yards	204	166
Passing (C-A-Int)	13-20-1	18-31-2
Total Offense	591	411
Plays	71	76
Fumbles (#-Lost)	2-1	2-0
Penalties (#-Yards)	8-72	7-81
Possession Time	29:55	30:05
3rd-Down Conv.	9-11	4-12
Red Zone	6-6	3-3
Touchdowns	6	3
Field goals	0	1

OTHER

Time of Game		3:30
Penn State	4-0, 1-0 BIG	
Illinois	2-2, 0-1 BIG	

INDIVIDUAL STATISTICS

RUSHING

Illinois-Corbin, Reggie 11-87; Epstein, Mke 13-73; Bonner, RaVon 4-42; Rivers, M.J. 10-24; Robinson, Matt 4-17; Brown, Dre 2-4; Davis Trenard 1-minus 2.
Penn State-Sanders, Miles 22-200; Slade, Ricky 10-94; McSorley, Trace, 15-92; Brown, Journey 2-10; Clifford, Sean 2-minus 9.

PASSING

Illinois-Rivers, M.J. 17-28-1-149; Robinson, Matt 0-2-1-0; Davis, Trenard 1-1-0-17.
Penn State-McSorley, Trace 12-19-1-160; Clifford, Sean 1-1-0-44.

RECEIVING

Illinois-Green, Carmoni 4-49; Mays, Sam 3-26; Barker, Daniel 3-19; Smalling, Ricky 2-23; Epstein, Mike 2-19; Davis, Trenard 2-17; Corbin, Reggie 2-13.
Penn State-Johnson, Juwan 4-51; Holland, Jonathan; 3-53; Hamler, KJ 2-41; Thompkins, DeAndre 2-10; Hippenhammer, Mac 1-44; Freiermuth, Pat 1-5.

TOP TACKLERS (T-UA-A)

Illinois-Roundtree, Bobby 12-10-2; Phillips, Del'Shawn 8-4-4; Brown, Sydney 5-3-2; Green, Stanley 4-4-0; Gay, Isaiah 4-3-1; Ware, Delano 3-1-2; Hansen, Jake 3-1-2; Oladipo, Lere 3-1-2.

Penn State-Sutherland, Jonathan 8-6-2; Taylor, Garrett 7-6-1; Johnson, Jan 6-5-1; Brooks, Ellis 6-5-1; Parsons, Micah 6-5-1; Scott, Nick 5-4-1; Windsor, Robert 5-2-3; Brown, Cam 3-2-1; Oruwariye, Amani 3-1-2; Farmer, Koa 3-1-2; Givens, Kevin 3-0-3.

GAME 5

OHIO STATE **27** vs. **26** PENN STATE

BEAVER STADIUM ABC SEPT. 29, 2018
ATTN: 110,889



GAME RECAP

UNIVERSITY PARK, Pa. – Trace McSorley totaled a school-record 461 total offense yards to lead No. 9 Penn State, but No. 4 Ohio State rallied late in the fourth quarter for a 27-26 victory in front of a Beaver Stadium-record 110,889 fans.

After entering the fourth quarter trailing by one point, Penn State took a 26-14 lead with exactly eight minutes remaining following a McSorley touchdown pass (12:22) and a 1-yard touchdown run by running back Miles Sanders (8:00). However, Ohio State responded with two touchdowns and then stopped the Nittany Lions on fourth-and-5 from the Ohio State 43 inside two minutes to seal the win.

Ohio State quarterback Dwayne Haskins threw both fourth-quarter touchdowns, connecting on a 47-yarder with Binjimin Victor with 6:42 remaining and a 24-yarder with K.J. Hill with 2:03 remaining.

KEYS AND DIFFERENCE MAKERS
Trace McSorley (PSU, QB)

McSorley totaled 461 yards of total offense, rushing for a career-high 175 yards on 25 carries and completing 16-of-32 passes for 286 yards and two touchdowns. The effort broke former Penn State quarterback Christian Hackenberg's school record of 456 yards of total offense set against UCF in 2014, and his 175 rushing yards rank as the second-most by a quarterback in a game in program history and the most since Eugene "Shorty" Miller ran for 250 yards in 1913 against Carnegie Tech.

McSorley set career highs for his longest run and longest pass play, rushing for 51 yards in the first quarter and connecting with wide receiver KJ Hamler for a 93-yard touchdown pass in the second quarter. The latter gave Penn State a 13-0 lead with 5:59 remaining in the first half and marked his 33rd consecutive game with a touchdown pass, extending his school record and the longest active streak in FBS.

McSorley's second touchdown of the night put Penn State back in the lead after falling behind in the third quarter. A 36-yard completion to Hamler and a 15-yard rush by McSorley moved the Nittany Lions to the Ohio State 2, and McSorley lofted a pass to the back of the end zone for freshman tight end Pat Freiermuth, who pulled it in with one hand for a go-ahead touchdown, 20-14, with 12:22 remaining.

Of his 175 yards rushing, 99 were in the second half.

KJ Hamler (PSU, WR)

Hamler's speed and playmaking ability shined on a 93-yard touchdown in the second quarter. Ohio State appeared to be gaining the upper-hand in the field position battle, pinning Penn State on its own 2 with a 58-yard punt midway through the second stanza, but Hamler

took a short-slant 93 yards for a touchdown, out-running the Buckeye defense for a 13-0 Penn State lead with 5:59 remaining in the half. It's the second-longest play from scrimmage in Penn State history.

Hamler's 36-yard reception in the fourth quarter led to a go-ahead touchdown for Penn State, however he left the game after the play due to injury.

He finished with four catches for a career- and game-high 138 yards.

Ohio State Passing Game

Ohio State was able to move the ball through the air in the second half. Haskins was held to just seven completions on 16 attempts for 62 yards, an interception and a touchdown in the first half, but completed 15-of-23 passes for 208 yards and two touchdowns in the second. Parris Campbell caught seven passes for 60 yards to lead the Buckeyes in both categories, while K.J. Hill followed with six receptions for 59 yards and the game-winning touchdown.

J.K. Dobbins' two catches for 61 yards were both impactful. He scored Ohio State's first touchdown of the game on a 26-yard reception from Haskins with 1:50 remaining in the first half, and then moved the Buckeyes from their own 4 to the 39 with a 35-yard reception to start their eventual game-winning, eight-play, 96-yard touchdown drive in the fourth quarter.

Victor also scored a receiving touchdown, weaving through the Penn State defense for a 47-yard score with 6:42 remaining in the game, pulling the Buckeyes to within five, 26-21.

Points Off Turnovers

A Garrett Taylor interception – the first of his career – setup Pinegar's second field goal of the night. Taylor picked a pass off the hands of Johnnie Dixon at the Penn State 27, and then returned it 45 yards to the Ohio State 28. The Lions were unable to advance into the red zone for a first down, so Pinegar converted from 39 yards out with 11:18 remaining in the second quarter for a 6-0 Penn State lead.

Ohio State's first points came off a Penn State fumble. Late in the second half, Tuf Borland was able to punch the ball loose from Miles Sanders and Dre'Mont Jones recovered it at the Penn State 25. On the Buckeyes' second play from scrimmage from the 26, Haskins dumped the ball off to Dobbins, and sprinted down the sideline for the touchdown with 1:50 remaining in the half, pulling the Buckeyes within six points, 13-7.

SCORING SUMMARY

	1	2	3	4	OT	F
OSU	0	7	7	13	-	27
PSU	3	10	0	13	-	26

1st	4:58	PSU	8-63/3:37/3-0
		Jake Pinegar 34 yd field goal	
2nd	11:18	PSU	4-7/1:30/6-0
		Jake Pinegar 39 yd field goal	
	5:59	PSU	3-98/1:03/13-0
		KJ Hamler 93 yd pass from McSorley (Pinegar kick)	
	1:50	OSU	2-25/0:42/13-7
		JK Dobbins 26 yd pass from Haskins (Neurnberger kick)	
3rd	10:42	OSU	13-75/4:38/13-14
		JK Dobbins 4 yd run (Neurnberger kick)	
4th	12:22	PSU	6-73/2:22/20-14
		Pat Freiermuth 2 yd pass from McSorley (Pinegar kick)	
	8:00	PSU	7-52/2:18/26-14
		Miles Sanders 1 yd run (2-point conversion failed)	
	6:42	OSU	3-75/1:18/26-21
		Binjimin Victor 47 yd pass from Haskins (Neurnberger kick)	
	2:03	OSU	8-96/2:32/26-27
		KJ Hill 24 yd pass from Haskins (2-point conversion failed)	

TEAM STATS

	OSU	PSU
First Downs	21	22
Rushing Yards	119	206
Passing Yards	270	286
Passing (C-A-Int)	22-39-1	16-32-0
Total Offense	389	492
Plays	76	76
Fumbles (#-Lost)	0-0	2-1
Penalties (#-Yards)	10-105	7-64
Possession Time	28:21	31:39
3rd-Down Conv.	4-17	3-17
Red Zone	1-2	3-3
Touchdowns	4	3
Field goals	0	2

OTHER

Time of Game	3:49
Penn State	4-1, 1-1 BIG
Ohio State	5-0, 2-0 BIG

INDIVIDUAL STATISTICS

RUSHING

Ohio State-Dobbins, J.K. 17-57; Weber, Mike 9-51; Campbell, Paris 2-19; Haskins, Dwayne 4-8; Hill, K.J. 1-minus 3.
Penn State-McSorley, Trace, 25-175; Sanders, Miles 16-43; Stevens, Tommy 3-minus 12.

PASSING

Ohio State-Haskins, Dwayne 22-39-1-270.
Penn State-McSorley, Trace 16-32-0-286.

RECEIVING

Ohio State-Dobbins, J.K. 2-61; Campbell, Paris 7-60; Hill, K.J. 6-59; Victor, Binjimin 2-55; Mack, Austin 3-25; Weber, Mike 1-5; Saunders, C.J. 1-5.
Penn State-Hamler, KJ 4-138; Johnson, Juwan 5-61; Freiermuth, Pat 3-44; Hippenhammer, Mac 1-21; Polk, Brandon 1-20; Sanders, Miles 2-5.

TOP TACKLERS (T-UA-A)

Ohio State-Fuller, Jordan 8-5-3; Borland, Tuf 8-3-5; Harrison, Malik 8-6-2; Young, Chase 6-3-3; Werner, Pete 5-4-1.
Penn State-Farmer, Koa 8-2-6; Brown, Cam 6-3-3; Scott, Nick 5-3-2; Johnson, Jan 5-4-1; Miller, Shareef 5-3-2; Windsor, Robert 5-2-3.

GAME 6

MICHIGAN STATE **21**  vs.  **17** PENN STATE



BEAVER STADIUM **BTN** OCT. 13, 2018
ATTN: 106,685

GAME RECAP

UNIVERSITY PARK, Pa. – Penn State quarterback Trace McSorley became the school’s all-time passing yards leader and running back Miles Sanders rushed for 162 yards and a touchdown against the nation’s No. 1 rush defense, but Michigan State rallied for a 21-17 victory over the No. 8 Nittany Lions.

Penn State held a 17-14 advantage with less than 1:30 to play before Michigan State put together an eight-play, 76-yard touchdown drive to pull ahead 21-17 with 19 seconds left on the clock. Spartan quarterback Brian Lewerke connected with Felton Davis III on a 25-yard reception for the score.

KJ Hamler returned the ensuing kickoff 24 yards to the Penn State 26 and caught a 20-yard pass to advance the Lions to the 46, but the Spartans pressured McSorley on the final play and his throw fell incomplete as time expired.

Penn State’s last five losses have been by a total of just 12 points, which is the smallest margin of defeat over five losses in program history. The Spartans’ late go-ahead touchdown marked the only time they led all afternoon.

McSorley continued to rewrite the program history books, becoming Penn State’s all-time leader in career passing yards. He finished the day with 192 passing yards to total 8,610 for his career, surpassing Christian Hackenberg’s previous program standard of 8,457.

Sanders also achieved a milestone against the Spartans, eclipsing 1,000-career rushing yards to become the 45th Nittany Lion to do so.

Michigan State Defense in the Second Half

Although Michigan State allowed a season-high rushing yard total on the ground, only 39 of those yards were allowed in the second half. Accordingly, the Spartans limited Penn State to just a field goal over the final 30 minutes, slowing the Nittany Lions top-ranked, second-half scoring offense, which entered the day averaging 31 second-half points per game.

Safety Kari Willis led the unit with nine tackles and a forced fumble that linebacker Tyriq Thompson recovered to halt Penn State’s game-opening drive at the Michigan State 33. The Spartans, managed just one sack on the day, but the sack was a crucial one McSorley slipped on fourth-and-4 in the third quarter after a Penn State drive start in Michigan State territory.

Trace McSorley (PSU, QB)

McSorley became the all-time leading passer in Penn State history with his 192 yards passing, completing 19-of-32 passing attempts with one touchdown. The touchdown pass extended his streak for consecutive games with a touchdown pass to 34, dating back to the 2016 TaxSlayer Bowl.

Brian Lewerke (MSU, QB) and Felton Davis III (MSU, WR)

Lewerke completed 24-of-52 pass attempts for 259 yards and two touchdowns with one interception. Davis III was his top target, catching eight passes for 100 yards and two touchdowns, including the game-winner.

KJ Hamler (PSU, WR)

Hamler was Penn State’s leading receiver, catching five passes for 66 yards and a touchdown. It was his fifth touchdown grab in six career games, and he added 57 yards on kickoff returns to total 123 all-purpose yards for his fifth game with 100 or more all-purpose yards.

Garrett Taylor (PSU, S)

Taylor had an interception in the third quarter, a career-high five pass breakups and a forced fumble at the goal line that Michigan State retained in the second quarter.

SCORING SUMMARY

	1	2	3	4	OT	F
MSU	0	7	7	7	-	21
PSU	7	7	0	3	-	17

1st	5:03	PSU	4-94/1:32/0-7
			KJ Hamler 5 yd pass from McSorley (Pinegar kick)
2nd	13:25	MSU	11-81/4:03/7-7
			La'Darius Jefferson 1 yd run (Coghlin kick)
	4:33	PSU	5-64, 2:18, 7-14
			Miles Sanders 48 yd run (Pinegar kick)
3rd	6:10	MSU	5-64, 2:16, 14-14
			Felton Davis III 20 yd pass from Lewerke (Coghlin kick)
4th	9:21	PSU	11-55/5:15/14-17
			Jake Pinegar 20 yd field goal
	0:19	MSU	8-76/1:00/21-17
			Felton Davis III 25 yd pass from Lewerke (Coghlin kick)

TEAM STATS

	MSU	PSU
First Downs	25	14
Rushing Yards	123	205
Passing Yards	295	192
Passing (C-A-Int)	25-53-1	19-32-0
Total Offense	418	397
Plays	89	64
Fumbles (#-Lost)	4-0	1-1
Penalties (#-Yards)	3-20	6-41
Possession Time	34:12	25:48
3rd-Down Conv.	5-19	3-14
Red Zone	2-2	2-3
Touchdowns	2	1
Field goals	0	1

OTHER

Time of Game	3:40
Penn State	4-2, 1-2 BIG
Michigan State	4-2, 2-1 BIG

KEYS AND DIFFERENCE MAKERS

Miles Sanders and the Penn State Running Game

Sanders totaled 162 yards on 17 carries, breaking free for a career-long 78-yard run in the first quarter to setup Penn State’s first touchdown and for a 48-yard touchdown run in the second quarter. McSorley added 37 yards on the ground and running back Ricky Slade added eight for a total of 205 yards. Penn State has rushed for 200 or more yards in its last nine consecutive games.

The Michigan State defense had only surrendered 169 rushing yards total in all five of its games combined this season prior to Sanders’ 162-yard performance against it, and his 78-yard run was more than Michigan State had allowed in any game this season.

INDIVIDUAL STATISTICS

RUSHING

Michigan State-Jefferson, La'Darius 15-60; Heyward, Connor 8-44; Lewerke, Brian 12-20; Bridges, Weston 1-minus 1.
Penn State-Sanders, Miles 17-162; McSorley, Trace 13-37; Slade, Ricky 1-8; TEAM 1-minus 2.

PASSING

Michigan State-Lewerke, Brian 24-52-1-259; Heyward, Connor 1-1-0-36.
Penn State-McSorley, Trace 19-32-0-192.

RECEIVING

Michigan State-Davis III, Felton 8-100; Nelson, Laress 5-60; Heyward, Connor 4-20; Chambers, Cam 3-55; Dotson, Matt 2-23; Sokol, Matt 1-25; Jefferson, La'Darius 1-7; Sowards, Brandon 1-5.
Penn State-Hamler, KJ 5-66; Freiermuth, Pat 3-32; Hippenhammer, Mac 3-27; Bowers, Nick 3-18; Polk, Brandon 2-23; Johnson, Juwan 2-19; Sullivan-Brown, Cam 1-7.

TOP TACKLERS (T-UA-A)

Michigan State-Willis, Khari 9-7-2; Dowell, Andrew 7-4-3; Layne, Justin 7-4-3; Thompson, Tyriq 5-2-3; Williams, Raequan 5-2-3; Bachie, Joe 4-4-0; Dowell, David 4-4-0.
Penn State-Taylor, Garrett 6-5-1; Farmer, Koa 6-4-2; Scott, Nick 5-4-1; Johnson, Jan 5-2-3; Parsons, Micah 5-1-4; Oruwariye, Amani 4-4-0; Wade, Lamont 4-3-1; Johnson, Donovan 4-3-1; Gross-Matos, Yetur 4-2-2; Reid, John 4-2-2; Brown, Cam 4-2-2.



MARK ALLEN 8
Running Back | 5-6 | 190
Graduate/Senior
Hyattsville, Md./DeMatha
Major: Journalism (2nd degree)

» 2018

Season: Appeared in three games...One of 10 Penn Staters to enter 2018 having already earned a degree...Graduated with his degree in criminology in August 2017...Will miss the rest of the season with an injury.

Appalachian State (9/1): Had six carries for 25 yards...Set a career high with three catches for 18 yards. **at Pittsburgh (9/8):** Ran for 12 yards on seven carries, including a 4-yard touchdown and a 10-yard rush...Hauled in a 7-yard reception. **Kent State (9/15):** Established career highs for carries (11) and rushing yards (62)...Scored on a 7-yard run in the third quarter.

» 2018 GAME-BY-GAME

Rushing (Carries-Yards-TD)

APPALACHIAN STATE 6-25-0; at Pittsburgh 7-12-1; KENT STATE 11-62-1; at Illinois INJ; OHIO STATE INJ; MICHIGAN STATE INJ.

Receiving (Receptions-Yards-TD)

APPALACHIAN STATE 3-18-0; at Pittsburgh 1-7-0; KENT STATE 0-0-0; at Illinois INJ; OHIO STATE INJ; MICHIGAN STATE INJ.

» ALLEN'S CAREER STATISTICS & GAME HIGHS

	Att.-Yds.	Avg.	TD	LG	Rec.-Yds.	Avg.	TD	LG
2015	27-98	3.6	1	28	4-44	11.0	1	16
2016	29-115	4.0	1	17	4-24	6.0	1	27
2017	9-38	4.2	-	8	-	-	-	-
2018	24-99	4.1	2	19	4-25	6.3	-	9
CAREER	89-351	3.9	4	28	15-111	7.4	2	27

Rushing Attempts 11; Kent State, 9/15/18

Rushing Yards 62; Kent State, 9/15/18

Rushing Touchdowns 1; Four Times: Last Kent State, 9/15/18

Longest Rush 28 yards; Indiana, 10/10/15

Receptions 3; Appalachian State, 9/1/18

Receiving Yards 29; San Diego State, 9/26/15

Receiving Touchdowns 1; Twice: Last at Rutgers, 11/19/16

Longest Reception 27 yards; at Rutgers, 11/19/16

NOTE: Has six career punt returns for 43 yards (7.2 ypr).



DAMION BARBER 90
Defensive Line | 6-3 | 283
Sophomore/Freshman
Harrisburg, Pa./Harrisburg
Major: Division of Undergraduate Studies

» 2018

Season: Appeared in two games...One of 33 players to make their Penn State debut this season.

Kent State (9/15): Made his collegiate debut...Saw time on defense. **at Illinois (9/21):** Saw playing time on defense.



RYAN BATES 52
Offensive Line | 6-4 | 301
Senior/Junior
Warrington, Pa./Archbishop Wood
Major: Labor & Employment Relations


» 2018

Awards: Selected to Pro Football Focus National and Big Ten Teams of the Week following the Pittsburgh (9/8) game...Among the candidates on the preseason watch list for the Outland Trophy, given to the top interior lineman.

Season: Made six starts at left tackle.

Appalachian State (9/1): Helped the Nittany Lion offense to 434 yards, including 204 on the ground...Cleared the way for five rushing touchdowns, including two by Trace McSorley and two by Miles Sanders... Helped McSorley to collect his 17th game with a passing and a rushing touchdown...Sanders had 91 yards, while Ricky Slade scored his first career touchdown, a 27-yard run. **at Pittsburgh (9/8):** Part of an offensive line that aided the Nittany Lions to 390 total yards...Led the way for 211 yards on the ground and three rushing touchdowns...Protected McSorley as he earned his 18th game with a passing and a rushing touchdown...Helped Miles Sanders collect his first career 100-yard game. **Kent State (9/15):** Led the way as the Nittany Lions totaled 643 yards, PSU's most in a game since 1995...Helped Trace McSorley find the end zone three times on the ground and connect on two passing touchdowns...Aided the Nittany Lions to six rushing touchdowns and three through the air. **at Illinois (9/21):** Paved the way as the Nittany Lions gained 591 yards, including 387 on the ground, PSU's third-highest total in a Big Ten game in program history... Helped Miles Sanders to become the sixth Nittany Lion to rush for 200 yards and three touchdowns in a game...Aided Sanders, Ricky Slade (94 yards) and Trace McSorley (92) to career highs on the ground...Helped McSorley record his ninth game with three or more touchdown passes.

Ohio State (9/29): Helped the Nittany Lions to 492 total yards, including 206 on the ground and 286 in the air...Led the way as Trace McSorley set a program record with 461 yards of total offense...Paved the way for McSorley to rush for a career-high 175 yards and KJ Hamler to earn his first 100-yard receiving game. **Michigan State (10/13):** Helped the Penn State offense to 397 total yards, including 205 on the ground against the nation's No. 1 rush defense...Led the way for Miles Sanders' third 100-yard game of the season...Helped Sanders to runs of 48 and 78 yards...Aided Trace McSorley to post his 34th-straight game with a passing touchdown.



NICK BOWERS 83
Tight End | 6-4 | 260
Senior/Junior
Kittanning, Pa./Kittanning Senior
Major: Labor & Employment Relations

» 2018

Season: Made three appearances this season.

at Illinois (9/21): Saw playing time on offense. **Ohio State (9/29):** Saw action on offense. **Michigan State (10/13):** Set career highs with three catches for 18 yards.

» 2018 GAME-BY-GAME

Receiving (Receptions-Yards-TD)

APPALACHIAN STATE DNP; at Pittsburgh DNP; KENT STATE DNP; at Illinois 0-0-0; OHIO STATE 0-0-0; MICHIGAN STATE 3-18-0.

» BOWERS' CAREER STATISTICS & GAME HIGHS

	Att.-Yds.	Avg.	TD	LG	Rec.-Yds.	Avg.	TD	LG
2016	Did not see any game action.							
2017	-	-	-	-	1-15	15.0	1	15
2018	-	-	-	-	3-18	6.0	-	9
CAREER	-	-	-	-	4-33	8.2	1	15

Receptions 3; Michigan State, 10/13/18

Receiving Yards 18; Michigan State, 10/13/18

Receiving Touchdowns 1; Nebraska, 11/18/17

Longest Reception 15 yards; Nebraska, 11/18/17



ELLIS BROOKS 13
Linebacker | 6-1 | 237
Sophomore/Freshman
Mechanicsville, Va./Benedictine College Prep
Major: Division of Undergraduate Studies

» 2018

Awards: Selected to Pro Football Focus National and Big Ten Teams of the Week following the Pittsburgh (9/8) game...Named to Pro Football Focus Big Ten Team of the Week following the Illinois (9/21) game.

Season: Appeared in six games...One of 33 players to make their Penn State debut this season.

Appalachian State (9/1): Made his collegiate debut seeing time on defense and special teams...Assisted on a tackle. **at Pittsburgh (9/8):** Recorded two solo tackles. **Kent State (9/15):** Made two stops, including one solo. **at Illinois (9/21):** Set a career high with six tackles...Recorded his first career interception, returning it 28 yards...Assisted on a sack, his first career half-tackle for loss. **Michigan State (10/13):** Assisted on a tackle.

» 2018 GAME-BY-GAME

Tackles (Solo-Assisted-Total)

APPALACHIAN STATE 0-1-1; at Pittsburgh 2-0-2; KENT STATE 1-1-2; at Illinois 5-1-6; OHIO STATE 0-0-0; MICHIGAN STATE 0-1-1.

» BROOKS' CAREER STATISTICS & GAME HIGHS

	UA-A	TK	FF	FR	I	PBU	SACK	TFL
2018	8-4	12	-	-	1	-	0.5-2	0.5-2
CAREER	8-4	12	-	-	1	-	0.5-2	0.5-2

Tackles 6; at Illinois, 9/21/18

Tackles for Loss 0.5; at Illinois, 9/21/18

Sacks 0.5; at Illinois, 9/21/18

Interceptions 1; at Illinois, 9/21/18

Interception Return 28 yards; at Illinois, 9/21/18



CAM BROWN 6
Linebacker | 6-5 | 226
Junior/Junior
Burtonsville, Md./The Bullis School
Major: Kinesiology

» 2018

Season: Made six starts.

Appalachian State (9/1): Recorded four tackles, including two solo...Set a career high with his first full sack. **at Pittsburgh (9/8):** Made four stops, including a tackle for loss...Added a QB hurry. **Kent State (9/15):** Had a team-high seven tackles, including a career-high two tackles for loss. **at Illinois (9/21):** Made three stops...Forced a fumble for the first time in his career...Broke up a pass. **Ohio State (9/29):** Collected six tackles...Added a pass breakup and a QB hurry. **Michigan State (10/13):** Tallied four tackles...Contributed a tackle for loss and a pass breakup.

» 2018 GAME-BY-GAME

Tackles (Solo-Assisted-Total)

APPALACHIAN STATE 2-2-4; at Pittsburgh 3-1-4; KENT STATE 3-4-7; at Illinois 2-1-3; OHIO STATE 3-3-6; MICHIGAN STATE 2-2-4.

» C. BROWN'S CAREER STATISTICS & GAME HIGHS

	UA-A	TK	FF	FR	I	PBU	SACK	TFL
2016	14-19	33	-	-	-	-	0.5-1	1.5-2
2017	16-15	31	-	-	-	1	0.5-4	1.5-8
2018	15-13	28	1	-	-	3	1.0-4	5.0-15
CAREER	45-47	92	1	-	-	4	2.0-9	8.0-25

Tackles 10; at Michigan, 9/24/16

Sacks 1.0; Appalachian State, 9/1/18

Tackles for Loss 2.0; Kent State, 9/15/18

Forced Fumbles 1; at Illinois, 9/21/18

Pass Breakups 1; Four Times: Last Michigan State, 10/13/18

Blocked Kicks 1 punt; Ohio State, 10/22/16



JOURNEY BROWN 32
Running Back | 5-11 | 205
Sophomore/Freshman
Meadville, Pa./Meadville
Major: Division of Undergraduate Studies

» 2018
Season: Appeared in two games...One of 33 players to make their Penn State debut this season.

Kent State (9/15): Made his collegiate debut...Saw time on special teams. **at Illinois (9/21):** Gained 10 yards on two carries...Scored on a 6-yard rush.

» 2018 GAME-BY-GAME
Rushing (Carries-Yards-TD)
APPALACHIAN STATE DNP; at Pittsburgh DNP; KENT STATE 0-0-0; at Illinois 2-10-0; OHIO STATE DNP.

» BROWN'S CAREER STATISTICS & GAME HIGHS

	Att.-Yds.	Avg.	TD	LG	Rec.-Yds.	Avg.	TD	LG
2018	2-10	5.0	1	6	-	-	-	-
CAREER	2-10	5.0	1	6	-	-	-	-

Rushing Attempts 2; at Illinois, 9/21/18
Rushing Yards 10; at Illinois, 9/21/18
Rushing Touchdowns 1; at Illinois, 9/21/18
Longest Rush 6 yards; at Illinois, 9/21/18



JABARI BUTLER 20
Cornerback | 5-11 | 183
Senior/Junior
Potomac, Md./Bishop Gorman (Nev.)
Major: Telecommunications

» 2018
Season: Appeared in six games...One of 33 players to make their Penn State debut this season.

Appalachian State (9/1): Made an appearance on special teams. **at Pittsburgh (9/8):** Saw time on defense and special teams...Made a tackle and forced his first career fumble. **Kent State (9/15):** Earned playing time on defense and special teams...Recorded one tackle on a kickoff. **at Illinois (9/21):** Saw playing time on defense and special teams...Made a solo stop and broke up a pass. **Ohio State (9/29):** Saw action on special teams. **Michigan State (10/13):** Assisted on a tackle on a punt return.

» 2018 GAME-BY-GAME
Tackles (Solo-Assisted-Total)
APPALACHIAN STATE 0-0-0; at Pittsburgh 1-0-1; KENT STATE 1-0-1; at Illinois 1-0-1; OHIO STATE 0-0-0; MICHIGAN STATE 0-1-1.

» BUTLER'S CAREER STATISTICS & GAME HIGHS

	UA-A	TK	FF	FR	I	PBU	SACK	TFL
2015*	33-7	40	-	1	6	9	-	-
2016*	9-5	14	-	1	-	1	-	-
Redshirt Season (NCAA Transfer Rules)								
2017	3-1	4	1	-	-	1	-	-
PSU CAREER	3-1	4	1	-	-	1	-	-
CAREER	45-13	58	1	2	6	11	-	-

Tackles 6; vs. Sam Houston State, 10/17/15*
Forced Fumbles 1; at Pittsburgh, 9/8/18
Fumble Recoveries 2; vs. McNeese State, 10/31/15*
Long Fumble Return 21 yards; vs. Northwestern State, 11/7/15*
Interceptions 2; Twice: Last vs. McNeese State, 10/31/15*
Long Interception Return 49 yards; vs. Houston Baptist, 9/19/15*
Pass Breakups 3; at Incarnate Word, 10/25/15*

*- at Abilene Christian



TARIQ CASTRO-FIELDS 5
Cornerback | 6-0 | 189
Sophomore/Sophomore
Upper Marlboro, Md./Riverdale Baptist School
Major: Division of Undergraduate Studies

» 2018
Awards: Selected to the Pro Football Focus Big Ten Team of the Week following the Kent State (9/15) game.

Season: Appeared in six games, making three starts...One of 12 Nittany Lions to make their first career start this year.


Appalachian State (9/1): Posted four stops and broke up two passes. **at Pittsburgh (9/8):** Earned his first career start...Recorded a career-high five tackles. **Kent State (9/15):** Made three stops...Tied a career best with a full tackle for loss...Added a pass breakup. **at Illinois (9/21):** Recorded one tackle...Broke up one pass. **Ohio State (9/29):** Recorded four tackles...Added a pass breakup. **Michigan State (10/13):** Posted two tackles and broke up a pass.

» 2018 GAME-BY-GAME
Tackles (Solo-Assisted-Total)
APPALACHIAN STATE 2-2-4; at Pittsburgh 1-4-5; KENT STATE 3-0-3; at Illinois 1-0-1; OHIO STATE 2-2-4; MICHIGAN STATE 2-0-2.

» CASTRO-FIELDS' CAREER STATISTICS & GAME HIGHS

	UA-A	TK	FF	FR	I	PBU	SACK	TFL
2017	9-1	10	1	-	1	3	-	2.0-8
2018	9-6	15	-	-	-	5	-	1.0-1
CAREER	18-7	25	1	-	1	8	-	3.0-9

Tackles 5; at Pittsburgh, 9/8/18
Tackles for Loss 1.0; Three Times: Last Kent State, 9/15/18
Forced Fumbles 1; at Maryland, 11/25/17
Interceptions 1; Georgia State, 9/16/17
Pass Breakups 3; at Michigan State, 11/4/17



RAFAEL CHECA 90
Kicker | 6-2 | 201
Freshman/Freshman
Chevy Chase, Md./St. John's College H.S.
Major: Division of Undergraduate Studies


» 2018
Season: Appeared in six games...One of 15 true freshmen to make their debut this year...One of 33 players to make their Penn State debut this season...One of 12 players to make their first career start this year.

Appalachian State (9/1): Made his college debut...Averaged 60.2 yards on six kickoffs, including two touchbacks. **at Pittsburgh (9/8):** Averaged 51.0 yards per kickoff on eight kicks, including two touchbacks. **Kent State (9/15):** Averaged 61.8 yards on 10 kickoffs, including six touchbacks. **at Illinois (9/21):** Averaged 60.6 yards on 10 kickoffs with five touchbacks. **Ohio State (9/29):** Averaged 65.0 yards on six kickoffs, recording touchbacks on all of them. **Michigan State (10/13):** Averaged 64.8 yards on four kickoffs, including three touchbacks.

» CHECA'S CAREER KICKOFF STATISTICS & GAME HIGHS

	KO	Yds.	Avg.	TB	OB
2018	44	2642	60.0	24	3
CAREER	44	2642	60.0	24	3


Kickoffs 10; Twice: Last at Illinois, 9/21/18
Kickoff Yards 618; Kent State, 9/15/18
Kickoff Average 65.0; Ohio State, 9/29/18
Touchbacks 6; Twice: Last Ohio State, 9/29/18



DAN CHISENA 88
Wide Receiver | 6-3 | 208
Senior/Junior
Downingtown, Pa./Downingtown East
Major: Security and Risk Analysis

» 2018
Season: Appeared in one game...One of 33 players to make their Penn State debut this season.

Ohio State (9/29): Saw playing time on special teams.



MAX CHIZMAR 50
Linebacker | 6-2 | 222
Sophomore/Freshman
Mars, Pa./Mars
Major: Division of Undergraduate Studies

» 2018
Season: Appeared in one game...One of 33 players to make their Penn State debut this season.

Kent State (9/15): Made his collegiate debut...Saw time on defense, assisting on one tackle.

» 2018 GAME-BY-GAME
Tackles (Solo-Assisted-Total)
APPALACHIAN STATE DNP; at Pittsburgh DNP; KENT STATE 0-1-1; at Illinois DNP; OHIO STATE DNP; MICHIGAN STATE DNP.

» CHIZMAR'S CAREER STATISTICS & GAME HIGHS

	UA-A	TK	FF	FR	I	PBU	SACK	TFL
2018	0-1	1	-	-	-	-	-	-
CAREER	0-1	1	-	-	-	-	-	-

Tackles 1; Kent State, 9/15/18



SEAN CLIFFORD 14
Quarterback | 6-2 | 219
Sophomore/Freshman
Cincinnati, Ohio/Saint Xavier
Major: Division of Undergraduate Studies

» 2018
Season: Appeared in three games...One of 33 players to make their Penn State debut this season.

at Pittsburgh (9/8): Connected with Brandon Polk for a 34-yard touchdown...On his first career pass attempt, became the first PSU quarterback to throw for a touchdown on his first career completion since Matt McGloin against Minnesota in 2010. **Kent State (9/15):** Completed all three passes for 117 yards...Connected with Daniel George on a career-long and school-record 95-yard touchdown in the fourth quarter...Pass broke previous record of 92 yards from Bill Hess to Bob Higgins in 1919. **at Illinois (9/21):** Hooked up with Mac Hippenhammer for a 44-yard completion on his only pass attempt.

» 2018 GAME-BY-GAME
Passing (Comp-Att-Yds-TD-INT)
APPALACHIAN STATE DNP; at Pittsburgh 1-1-34-1-0; KENT STATE 3-3-117-1-0; at Illinois 1-1-44-0-0; OHIO STATE DNP; MICHIGAN STATE DNP.

» CLIFFORD'S CAREER PASSING STATISTICS & GAME HIGHS


	C-A	Yds.	%	TD-INT	YPG	LG
2018	5-5	195	100.0	2-0	65.0	95
CAREER	5-5	195	100.0	2-0	65.0	95

Pass Completions 3; Kent State, 9/15/18
Pass Attempts 3; Kent State, 9/15/18
Passing Yards 117; Kent State, 9/15/18
Passing Touchdowns 1; Twice: Last Kent State, 9/15/18
Long Pass 95 yards; Kent State, 9/15/18

» CLIFFORD'S CAREER RUSHING STATISTICS & GAME HIGHS

	Att.-Yds.	Avg.	TD	LG	Rec.-Yds.	Avg.	TD	LG
2018	4-1	0.2	-	6	-	-	-	-
CAREER	4-1	0.2	-	6	-	-	-	-

Rushing Attempts 2; Twice: Last at Illinois, 9/21/18
Rushing Yards 10; Kent State, 9/15/18
Longest Rush 6 yards; Kent State, 9/15/18



JAKE COOPER 33
Linebacker | 6-1 | 231
Senior/Senior
Doylestown, Pa./Archbishop Wood
Major: Telecommunications

» 2018

Season: Appeared in three games

at Pittsburgh (9/8): Saw time on defense. **Kent State (9/15):** Saw time on defense and special teams...Recorded one tackle. **at Illinois (9/21):** Saw game action on defense.

» 2018 GAME-BY-GAME


Tackles (Solo-Assisted-Total)

APPALACHIAN STATE DNP; at Pittsburgh 0-0-0; KENT STATE 1-0-1; at Illinois 0-0-0; OHIO STATE DNP; MICHIGAN STATE DNP.

» COOPER'S CAREER STATISTICS & GAME HIGHS

	UA-A	TK	FF	FR	I	PBU	SACK	TFL
2015	9-5	14	-	-	-	1	1.0-11	2.5-15
2016	4-11	15	-	-	-	-	-	-
2017	5-6	11	-	-	-	-	-	-
2018	1-0	1	-	-	-	-	-	-
CAREER	19-22	41	-	-	-	1	1.0-11	2.5-15

Tackles 6; Twice: Last at Michigan, 9/24/16
Sacks 1.0; Buffalo, 9/12/15
Tackles for Loss 1.0; Twice: Last Maryland, 10/24/15
Pass Breakups 1; Rutgers, 9/19/15



DANNY DALTON 80
Tight End/H-Back | 6-4 | 251
Junior/Sophomore
Marshfield, Mass./Marshfield
Major: Criminology

» 2018

Season: Appeared in two games...One of 33 players to make their Penn State debut this season.

Appalachian State (9/1): Made his first career appearance...Recorded his first career catch, a 2-yard reception in the first quarter. **at Pittsburgh (9/8):** Set career highs with two catches for 17 yards.

» 2018 GAME-BY-GAME

Receiving (Receptions-Yards-TD)

APPALACHIAN STATE 1-2-0; at Pittsburgh 2-17-0; KENT STATE DNP; at Illinois DNP; OHIO STATE DNP; MICHIGAN STATE DNP.

» DALTON'S CAREER STATISTICS & GAME HIGHS

	Att.-Yds.	Avg.	TD	LG	Rec.-Yds.	Avg.	TD	LG
2017	-	-	-	DNP	-	-	-	-
2018	-	-	-	-	3-19	6.3	-	9
CAREER	-	-	-	-	3-19	6.3	-	9

Receptions 2; at Pittsburgh, 9/8/18
Receiving Yards 17; at Pittsburgh, 9/8/18
Long Reception 9 yards; at Pittsburgh, 9/8/18



DAE'LUN DARIEN 41
Linebacker | 6-4 | 224
Junior/Sophomore
Baltimore, Md./Dunbar
Major: Media Studies

» 2018

Season: Made three appearances this season.

at Pittsburgh (9/8): Saw time on defense and special teams...Recorded two tackles and a QB hurry. **Kent State (9/15):** Saw time on defense and special teams...Made a solo tackle and broke up a pass. **at Illinois (9/21):** Earned playing time on defense and special teams...Recorded one tackle.

» 2018 GAME-BY-GAME

Tackles (Solo-Assisted-Total)

APPALACHIAN STATE DNP; at Pittsburgh 2-0-2; KENT STATE 1-0-1; at Illinois 1-0-1; OHIO STATE DNP; MICHIGAN STATE DNP.

» DARIEN'S CAREER STATISTICS & GAME HIGHS

	UA-A	TK	FF	FR	I	PBU	SACK	TFL
2017	-	-	-	-	-	-	-	-
2018	4-0	4	-	-	-	1	-	-
CAREER	4-0	4	-	-	-	1	-	-

Tackles 2; at Pittsburgh, 9/8/18
Pass Breakups 1; Kent State, 9/15/18



FRANK DI LEO 39
Linebacker | 5-9 | 225
Senior/Junior
Elmhurst, Ill./Saint Ignatius College Prep
Major: Business Administration

» 2018

Season: Appeared in two games.

Kent State (9/15): Saw time on defense and special teams. **at Illinois (9/21):** Saw game action on defense and special teams.



JAHAN DOTSON 5
Wide Receiver | 5-11 | 169
Freshman/Freshman
Nazareth, Pa./Nazareth Area
Major: Division of Undergraduate Studies

» 2018

Season: Appeared in one game...One of 15 true freshmen to make their debut this season...One of 33 players to make their Penn State debut this season.

Kent State (9/15): Made his collegiate debut...Saw time on offense and special teams.

» 2018 GAME-BY-GAME

Punt Returns (Returns-Yards-TD-YPR)

APPALACHIAN STATE DNP; at Pittsburgh DNP; KENT STATE 1-(-2)-0-(-2.0); at Illinois DNP; OHIO STATE DNP; MICHIGAN STATE DNP.

» DOTSON'S CAREER PUNT RETURN STATISTICS & GAME HIGHS

	No.	Yds.	Avg.	TD	LG
2018	1	-2	-2.0	-	-2
CAREER	1	-2	-2.0	-	-2

Punt Returns 1; Kent State, 9/15/18
Punt Return Yards -2; Kent State, 9/15/18
Long Punt Return -2 yards; Kent State, 9/15/18



BRELIN FAISON-WALDEN 25
Linebacker | 6-1 | 237
Sophomore/Freshman
Greensboro, N.C./Grimsley
Major: Kinesiology

» 2018

Season: Appeared in one game...One of 33 players to make their Penn State debut this season.

Kent State (9/15): Made his collegiate debut...Saw time on defense.



KOA FARMER 7
Linebacker | 6-1 | 236
Graduate/Senior
Lake View Terrace, Calif./Notre Dame
Major: Journalism (3rd degree)

» 2018

Awards: Among the candidates on the preseason watch list for the Butkus Award, given to the nation's top linebacker.

Season: Made six starts...One of 10 Penn Staters to enter 2018 having already earned a degree...Completed degrees in criminology and sociology in December 2017.

Appalachian State (9/1): Recorded five tackles, three solo...Added a tackle for loss. **at Pittsburgh (9/8):** Assisted on a tackle. **Kent State (9/15):** Saw time on defense and special teams. **at Illinois (9/21):** Made three stops, including one solo tackle. **Ohio State (9/29):** Matched a career high with eight tackles...Assisted on a tackle for loss. **Michigan State (10/13):** Tallied six stops, including four solo...Added a pass breakup.

» 2018 GAME-BY-GAME

Tackles (Solo-Assisted-Total)

APPALACHIAN STATE 3-2-5; at Pittsburgh 0-1-1; KENT STATE 0-0-0; at Illinois 1-2-3; OHIO STATE 2-6-8; MICHIGAN STATE 4-2-6.

» FARMER'S CAREER STATISTICS & GAME HIGHS

	UA-A	TK	FF	FR	I	PBU	SACK	TFL
2015	-	-	-	-	-	-	-	-
2016	14-15	29	1	-	-	1	3.0-13	4.5-16
2017	19-29	48	-	1	-	1	1.0-4	5.5-15
2018	10-13	23	-	-	-	1	-	1.5-2
CAREER	43-57	100	1	1	-	3	4.0-17	11.5-33

Tackles 8; Three Times: Last Ohio State, 9/29/18
Sacks 1.0; Four Times: Last Pittsburgh, 9/9/17
Tackles for Loss 2.0; at Ohio State, 10/28/17
Forced Fumbles 1; Maryland, 10/8/16
Fumble Recoveries 1; at Ohio State, 10/28/17
Pass Breakups 1; Three Times: Last Michigan State, 10/13/18

NOTE: Has 23 career kickoff returns for 500 yards (21.7 ypr).



PAT FREIERMUTH 87
Tight End/H-Back | 6-5 | 260
Freshman/Freshman
Merrimac, Mass./Brooks School
Major: Division of Undergraduate Studies

» 2018
Season: Appeared in six games, making one start...One of 15 true freshmen to make their debut this season...One of 33 players to make their Penn State debut this year... One of 12 Nittany Lions to make their first career start this year.

Appalachian State (9/1): Made his first career appearance, seeing time on offense. **at Pittsburgh (9/8):** Hauled in his first career reception, a 5-yard catch in the fourth quarter. **Kent State (9/15):** Made two grabs for 35 yards, including a 23-yard reception. **at Illinois (9/21):** Caught his first career touchdown, a 5-yard reception in the second quarter. **Ohio State (9/29):** Caught three passes for a career-high 44 yards...Hauled in a 2-yard touchdown reception...Made a career-long 27-yard catch. **Michigan State (10/13):** Hauled in three catches for 32 yards...Made a 25-yard grab in the third quarter.

» 2018 GAME-BY-GAME

Receiving (Receptions-Yards-TD)

APPALACHIAN STATE 0-0-0; at Pittsburgh 1-5-0; KENT STATE 2-35-0; at Illinois 1-5-1; OHIO STATE 3-44-1; MICHIGAN STATE 3-32-0.

» FREIERMUTH'S CAREER STATISTICS & GAME HIGHS

	Att.-Yds.	Avg.	TD	LG	Rec.-Yds.	Avg.	TD	LG
2018	-	-	-	-	10-121	12.1	2	27
CAREER	-	-	-	-	10-121	12.1	2	27

Receptions 3; Twice: Last Michigan State, 10/13/18
Receiving Yards 44; Ohio State, 9/29/18
Receiving Touchdowns 1; Twice: Last Ohio State, 9/29/18
Long Reception 27 yards; Ohio State, 9/29/18



WILL FRIES 71
Offensive Line | 6-6 | 312
Junior/Sophomore
Cranford, N.J./Cranford
Major: Economics

» 2018
Season: Appeared in six games, making five starts at right tackle.

Appalachian State (9/1): Saw time on offense and special teams... Helped the Nittany Lion offense to 434 yards, including 204 on the ground...Cleared the way for five rushing touchdowns, including two by Trace McSorley and two by Miles Sanders...Helped McSorley to collect his 17th game with a passing and a rushing touchdown...Sanders had 91 yards, while Ricky Slade scored his first career touchdown, a 27-yard run. **at Pittsburgh (9/8):** Part of an offensive line that aided the Nittany Lions to 390 total yards...Led the way for 211 yards on the ground and three rushing touchdowns...Protected McSorley as he earned his 18th game with a passing and a rushing touchdown...Helped Miles Sanders collect his first career 100-yard game. **Kent State (9/15):** Led the way as the Nittany Lions totaled 643 yards, PSU's most in a game since 1995...Helped Trace McSorley to find the end zone three times on the ground and connect on two passing touchdowns...Aided the Nittany Lions to six rushing touchdowns and three through the air. **at Illinois (9/21):** Paved the way as the Nittany Lions gained 591 yards, including 387 on the ground, PSU's third-highest total in a Big Ten game in program history...Helped Miles Sanders to become the sixth Nittany Lion to rush for 200 yards and three touchdowns in a game...Aided Sanders, Ricky Slade (94 yards) and Trace McSorley (92) to career highs on the ground...Helped McSorley record his ninth game with three or more touchdown passes. **Ohio State (9/29):** Helped the Nittany Lions to 492 total yards, including 206 on the ground and 286 in the air...Led the way as Trace McSorley set a program record with 461 yards of total offense...Paved the way for McSorley to rush for a career-high 175 yards and KJ Hamler to earn his first 100-yard receiving game. **Michigan State (10/13):** Helped the Penn State offense to 397 total yards, including 205 on the ground against the nation's No. 1 rush defense...Led the way for Miles Sanders' third 100-yard game of the season...Helped Sanders to runs of 48 and 78 yards...Aided Trace McSorley to post his 34th-straight game with a passing touchdown.



DANIEL GEORGE 86
Wide Receiver | 6-2 | 220
Freshman/Freshman
Fort Washington, Md./Oxon Hill
Major: Division of Undergraduate Studies

» 2018
Season: Appeared in one game...One of 15 true freshmen to make their debut this season...One of 33 players to make their Penn State debut this year.

Kent State (9/15): Made his collegiate debut...Had a school-record 95-yard touchdown reception in the fourth quarter.

» 2018 GAME-BY-GAME

Receiving (Receptions-Yards-TD)

APPALACHIAN STATE DNP; at Pittsburgh DNP; KENT STATE 1-95-1; at Illinois DNP; OHIO STATE DNP; MICHIGAN STATE DNP.

» GEORGE'S CAREER STATISTICS & GAME HIGHS

	Att.-Yds.	Avg.	TD	LG	Rec.-Yds.	Avg.	TD	LG
2018	-	-	-	-	1-95	95.0	1	95
CAREER	-	-	-	-	1-95	95.0	1	95

Receptions 1; Kent State, 9/15/18
Receiving Yards 95; Kent State, 9/15/18
Receiving Touchdowns 1; Kent State, 9/15/18
Long Reception 95 yards; Kent State, 9/15/18



BLAKE GILLIKIN 93
Punter/Kicker | 6-2 | 193
Junior/Junior
Smyrna, Ga./The Westminster Schools
Major: Kinesiology

» CAREER NOTES & RECORDS

Career: Sits tied for No. 2 on Penn State's career punting average charts (42.8 ypp)...Has 31 career punts downed inside the opponent's 10-yard line (seven in 2016, 18 in 2017, five in 2018).

Season: 2017: Ranks No. 4 in program history with a 43.2 punting average. **2016:** Broke the Penn State freshman season punting average record with 42.8 yards per punt, surpassing the record set by Jeremy Kapinos in 2003 (41.9)...Ranks No. 8 on Penn State's single-season punting average chart with a 42.8 average.

Game: Set the Penn State freshman record for punting average in a game with five kicks for an average of 50.8 yards in the Rose Bowl against USC (1/2/17).

» 2018

Awards: Among the candidates on the preseason watch list for the Ray Guy Award, given to the nation's top punter.

Season: Appeared in six games.

Rankings: Owns the No. 3 punt average (42.9) in the Big Ten and the 38th-best in the country.

Appalachian State (9/1): Hit five punts for 215 yards, averaging 43.0 yards per kick...Placed one inside the 20 and hit a long punt of 55 yards... Three punts were fair-caught and one was downed. **at Pittsburgh (9/8):** Averaged 42.6 yards per punt on five kicks, totaling 213 yards...Placed four inside the 20, including three inside the 10...Hit two punts of more than 50 yards...Forced one fair catch and three dropped punts...Named the coaching staff's Special Teams Player of the Week. **Kent State (9/15):** Averaged 48.5 yards per punt on two kicks, including a season-long 58-yard punt. **at Illinois (9/21):** Hit a 42-yard punt, which was downed at the 13-yard line. **Ohio State (9/29):** Had eight punts for 312 yards...Averaged 39.0 yards per punt, with a long of 53 yards...Landed three punts inside the 20. **Michigan State (10/13):** Matched a career high with eight punts and set a career high with 364 yards...Averaged 45.5 yards per punt with a long of 52 yards...Landed one punt inside the 20.

» GILLIKIN'S CAREER PUNTING STATISTICS & GAME HIGHS

	Punts	Yards	Avg.	I-20	FC	50+	LG	BLK
2016	61	2,611	42.8	22	18	13	69	--
2017	52	2,244	43.2	26	16	14	57	1
2018	29	1,243	42.9	10	8	6	58	-
CAREER	142	6,098	42.9	58	42	33	69	1

Punt Attempts 8; Twice: Last Michigan State, 10/13/18
Punt Yards 364; Michigan State, 10/13/18
Punt Average 50.8; vs. USC, 1/2/17
Longest Punt 69; at Pittsburgh, 9/10/16
Punts Inside the 20 4; Three Times: Last at Pittsburgh, 9/8/18
Punts Inside the 10 3; Five Times: Last at Pittsburgh, 9/8/18



KEVIN GIVENS 30
Defensive Tackle | 6-1 | 283
Senior/Junior
Altoona, Pa./Altoona Area
Major: Criminology

» 2018

Season: Made five starts.

at Pittsburgh (9/8): Tied for a team high with seven tackles, a career best... Set a career high with two tackles for loss... Added a QB hurry. **Kent State (9/15):** Recorded a solo tackle. **at Illinois (9/21):** Assisted on three tackles...Recorded a half-tackle for loss. **Ohio State (9/29):** Made four stops, two solo...Had 1.5 tackles for loss. **Michigan State (10/13):** Posted two tackles...Recorded a sack and a QB hurry.

» 2018 GAME-BY-GAME


Tackles (Solo-Assisted-Total)

APPALACHIAN STATE DNP; at Pittsburgh 5-2-7; KENT STATE 1-0-1; at Illinois 0-3-3; OHIO STATE 2-2-4; MICHIGAN STATE 2-0-2.

» GIVENS' CAREER STATISTICS & GAME HIGHS

	UA-A	TK	FF	FR	I	PBU	SACK	TFL
2016	12-14	26	-	2	-	1	4.5-28	7.0-33
2017	9-14	23	1	1	-	2	3.5-20	4.0-21
2018	10-7	17	-	-	-	-	1.0-2	5.0-13
CAREER	31-35	66	1	3	-	3	9.0-50	16.0-67

Tackles 7; at Pittsburgh, 9/8/18
Sacks 1.0; Seven Times: Last Michigan State, 10/13/18
Tackles for Loss 2.0; at Pittsburgh, 9/8/18
Forced Fumbles 1; at Maryland, 11/25/17
Fumble Recoveries 1; Three Times: Last Georgia State, 9/16/17
Pass Breakup 2; at Northwestern, 10/7/17




STEVEN GONZALEZ 74
 Offensive Line | 6-4 | 336
 Senior/Junior
 Union City, N.J./Union City
 Major: History

» 2018

Season: Made six starts at left guard.

Appalachian State (9/1): Helped the Nittany Lion offense to 434 yards, including 204 on the ground...Cleared the way for five rushing touchdowns, including two by Trace McSorley and two by Miles Sanders... Helped McSorley to collect his 17th game with a passing and a rushing touchdown...Sanders had 91 yards, while Ricky Slade scored his first career touchdown, a 27-yard run. **at Pittsburgh (9/8):** Part of an offensive line that aided the Nittany Lions to 390 total yards...Led the way for 211 yards on the ground and three rushing touchdowns...Protected McSorley as he earned his 18th game with a passing and a rushing touchdown...Helped Miles Sanders collect his first career 100-yard game. **Kent State (9/15):** Led the way as the Nittany Lions totaled 643 yards, PSU's most in a game since 1995...Helped Trace McSorley to find the end zone three times on the ground and connect on two passing touchdowns...Aided the Nittany Lions to six rushing touchdowns and three through the air. **at Illinois (9/21):** Paved the way as the Nittany Lions gained 591 yards, including 387 on the ground, PSU's third-highest total in a Big Ten game in program history...Helped Miles Sanders to become the sixth Nittany Lion to rush for 200 yards and three touchdowns in a game...Aided Sanders, Ricky Slade (94 yards) and Trace McSorley (92) to career highs on the ground...Helped McSorley record his ninth game with three or more touchdown passes. **Ohio State (9/29):** Helped the Nittany Lions to 492 total yards, including 206 on the ground and 286 in the air...Led the way as Trace McSorley set a program record with 461 yards of total offense...Paved the way for McSorley to rush for a career-high 175 yards and KJ Hamler to earn his first 100-yard receiving game. **Michigan State (10/13):** Helped the Penn State offense to 397 total yards, including 205 on the ground against the nation's No. 1 rush defense...Led the way for Miles Sanders' third 100-yard game of the season...Helped Sanders to runs of 48 and 78 yards...Aided Trace McSorley to post his 34th-straight game with a passing touchdown.



TRENT GORDON 19
 Cornerback | 5-11 | 184
 Freshman/Freshman
 Spring, Texas/Manvel
 Major: Division of Undergraduate Studies

» 2018

Season: Appeared in one game...One of 15 true freshmen to make their debut this season...One of 33 players to make their Penn State debut this year.

Kent State (9/15): Made his collegiate debut...Saw time on defense and special teams...Assisted on a tackle.

» 2018 GAME-BY-GAME

Tackles (Solo-Assisted-Total)

APPALACHIAN STATE DNP; at Pittsburgh DNP; KENT STATE 0-1-1; at Illinois DNP; OHIO STATE DNP; MICHIGAN STATE DNP.

» GORDON'S CAREER STATISTICS & GAME HIGHS

	UA-A	TK	FF	FR	I	PBU	SACK	TFL
2018	0-1	1	-	-	-	-	-	-
CAREER	0-1	1	-	-	-	-	-	-

Tackles 1; Kent State, 9/15/18



YETUR GROSS-MATOS 99
 Defensive End | 6-5 | 262
 Sophomore/Sophomore
 Spotsylvania, Va./Chancellor
 Major: Division of Undergraduate Studies

» 2018

Season: Made six starts...One of 11 players to make their first career start this season.

Appalachian State (9/1): Earned his first career start and had three tackles, including two solo...Registered half a tackle for loss and a QB hurry. **at Pittsburgh (9/8):** Posted three tackles, one solo...Added half a sack and a QB hurry. **Kent State (9/15):** Had 2.0 tackles for loss...Tied a career best with a full sack...Added a QB hurry. **at Illinois (9/21):** Assisted on a tackle. **Ohio State (9/29):** Recorded a career-high four tackles, including three solo...Added a tackle for loss and a QB hurry. **Michigan State (10/13):** Collected four tackles, including two solo...Had a career-high 2.5 tackles for loss, including a half-sack...Forced a fumble for the first time in his career...Added a QB hurry.

» 2018 GAME-BY-GAME

Tackles (Solo-Assisted-Total)

APPALACHIAN STATE 2-1-0; at Pittsburgh 1-2-3; KENT STATE 2-0-2; at Illinois 0-1-1; OHIO STATE 3-1-4; MICHIGAN STATE 2-2-4.

» GROSS-MATOS' CAREER STATISTICS & GAME HIGHS

	UA-A	TK	FF	FR	I	PBU	SACK	TFL
2017	5-12	17	-	1	-	-	1.5-7	2.0-8
2018	10-7	17	-	-	-	-	2.0-10	6.5-17
CAREER	15-19	34	-	1	-	-	3.5-17	8.5-25

Tackles 4; Twice: Last Michigan State, 10/13/18

Sacks 1.0; Twice: Last Kent State, 9/15/18

Tackles for Loss 2.5; Michigan State, 10/13/18

Forced Fumbles 1; Michigan State, 10/13/18

Fumble Recoveries 1; Georgia State, 9/16/17



KJ HAMLER 1
 Wide Receiver | 5-9 | 176
 Sophomore/Freshman
 Pontiac, Mich./IMG Academy (Fla.)
 Major: Division of Undergraduate Studies

» 2018

Awards: Named to Paul Hornung Award Honor Roll (9/10) following the Pitt game...Named Big Ten Freshman of the Week (10/1) after the Ohio State game...Selected to the Paul Hornung Award Honor Roll (10/1) after the Ohio State game...Named to the Pro Football Focus Big Ten Team of the Week (10/1) following the Ohio State game.

Season: Made six starts...One of 33 players to make their Penn State debut this year...One of 12 players to make their first career start this season.

Rankings: Leads the Big Ten and sits No. 9 in the nation in yards per reception (20.78)...Ranks No. 11 in the Big Ten in receiving yards (374) and receiving yards per game (62.3)...Is No. 37 in the nation and No. 6 in the Big Ten with five touchdown receptions...Ranks No. 25 in the nation and No. 3 in the Big Ten with a 24.4 kick return average as well as No. 20 in the nation and No. 1 in the Big Ten in total return yards (353)...Sits at No. 25 in the country and No. 4 in the conference with 126.5 all-purpose yards per game.

Appalachian State (9/1): Caught three passes for 67 yards, including a 15-yard touchdown to tie the game with 42 seconds left in regulation...Hauled in a 46-yard reception in the fourth quarter...Returned a kickoff 52 yards to spark PSU's game-tying drive...Became first Penn State freshman to catch a touchdown pass in a season opener since Geno Lewis in 2013 against Syracuse. **at Pittsburgh (9/8):** Hauled in three receptions for 40 yards, including a 14-yard touchdown...Scored on a 32-yard run, his first career rush...Became the first PSU receiver with a rushing and receiving touchdown in the same game since Derrick Williams against Indiana in 2008...Is the first PSU receiver to score on a rush since DeAndre Thompkins against Rutgers in 2015...Had kick returns of 27 and 28 yards for a total of 145 all-purpose yards...Named the coaching staff's Offensive Player of the Week. **Kent State (9/15):** Totaled 107 all-purpose yards on three touches...Caught a 22-yard pass...Returned a kickoff 52 yards and a punt 33 yards...Named the coaching staff's Co-Special Teams Player of the Week. **at Illinois (9/21):** Hauled in two receptions for 41 yards...Caught a 21-yard touchdown pass in the fourth quarter...Added a 17-yard punt return and a 12-yard kick return. **Ohio State (9/29):** Earned first career 100-yard receiving game...Caught four passes for 138 yards...Hauled in a 93-yard touchdown catch, the second-longest in program history...Totaled a career-best 195 all-purpose yards, including 47 yards on three kick returns and a 10-yard punt return. **Michigan State (10/13):** Caught a career-high five passes for 66 yards, including a 5-yard touchdown...Had catches for 20 and 23 yards...Returned three kickoffs for 57 yards, including a 24-yard return.

» 2018 GAME-BY-GAME

Receiving (Receptions-Yards-TD)

APPALACHIAN STATE 3-67-1; at Pittsburgh 3-40-1; KENT STATE 1-22-0; at Illinois 2-41-1; OHIO STATE 4-138-1; MICHIGAN STATE 5-66-1.

» HAMLER'S CAREER OFFENSIVE STATISTICS & GAME HIGHS

	Att.-Yds.	Avg.	TD	LG	Rec.-Yds.	Avg.	TD	LG
2018	2-32	16.0	1	32	18-373	20.8	5	93
CAREER	2-32	16.0	1	32	18-373	20.8	5	93

Receptions 5; Michigan State, 10/13/18

Receiving Yards 138; Ohio State, 9/29/18

Receiving Touchdowns 1; Five Times: Last Michigan State, 10/13/18

Long Reception 93 yards; Ohio State, 9/29/18

Rushing Attempts 1; Twice: Last Kent State, 9/15/18

Rushing Yards 32; at Pittsburgh, 9/8/18

Rushing Touchdowns 1; at Pittsburgh, 9/8/18

Longest Rush 32 yards; at Pittsburgh, 9/8/18

» 2018 GAME-BY-GAME

Kick Returns (Returns-Yards-TD-YPR)

APPALACHIAN STATE 1-52-0-52.0; at Pittsburgh 3-73-0-24.3; KENT STATE 1-52-0-52.0; at Illinois 1-12-0-12.0; OHIO STATE 3-47-0-15.6; MICHIGAN STATE 3-57-0-19.0

Punt Returns (Returns-Yards-TD-YPR)

APPALACHIAN STATE 0-0-0-0.0; at Pittsburgh 0-0-0-0.0; KENT STATE 1-33-0-33.0; at Illinois 1-17-0-17.0; OHIO STATE 1-10-0-10.0; MICHIGAN STATE 1-0-0-0.0.

» HANLERS CAREER KICK RETURN STATISTICS & GAME HIGHS

	No.	Yds.	Avg.	TD	LG
2018	12	293	24.4	-	52
CAREER	12	293	24.4	-	52

Kick Returns 3; Twice: Last Ohio State, 9/29/18
Kick Return Yards 73; at Pittsburgh, 9/8/18
Long Kick Return 52 yards; Twice: Last Kent State, 9/15/18

» HANLERS CAREER PUNT RETURN STATISTICS & GAME HIGHS

	No.	Yds.	Avg.	TD	LG
2018	4	60	15.0	-	33
CAREER	4	60	15.0	-	33

Punt Returns 1; Three Times: Last Ohio State, 9/29/18
Punt Return Yards 33; Kent State, 9/15/18
Long Punt Return 33 yards; Kent State, 9/15/18

All-Purpose Yards 195; Ohio State, 9/29/18



FRED HANSARD 53
 Defensive Tackle | 6-3 | 318
 Sophomore/Freshman
 Burlington, N.J./The Hun School
 Major: Communications

» 2018

Season: Appeared in six games, making one start...One of 33 players to make their Penn State debut this season...One of 12 players to make their first career start this year.

Appalachian State (9/1): Assisted on a tackle for loss. **at Pittsburgh (9/8):** Saw playing time on defense. **Kent State (9/15):** Earned playing time on defense. **at Illinois (9/21):** Made a solo stop. **Ohio State (9/29):** Saw time on defense. **Michigan State (10/13):** Earned playing time on defense.

» 2018 GAME-BY-GAME

Tackles (Solo-Assisted-Total)

APPALACHIAN STATE 0-1-1; at Pittsburgh 0-0-0; KENT STATE 0-0-0; at Illinois 1-0-1; OHIO STATE 0-0-0; MICHIGAN STATE 0-0-0.

» HANSARD'S CAREER STATISTICS & GAME HIGHS

	UA-A	TK	FF	FR	I	PBU	SACK	TFL
2018	1-1	2	-	-	-	-	-	0.5-1
CAREER	1-1	2	-	-	-	-	-	0.5-1

Tackles 1; Twice: Last at Illinois, 9/21/18



DREW HARTLAUB 37
 Safety | 5-11 | 179
 Sophomore/Freshman
 Hanover, Pa./South Western
 Major: Division of Undergraduate Studies

» 2018

Season: Appeared in three games...One of 33 players to make their Penn State debut this season.

at Illinois (9/21): Made his first career appearance...Saw playing time on special teams. **Ohio State (9/29):** Earned playing time on special teams. **Michigan State (10/13):** Assisted on a tackle on a kickoff return.

» 2018 GAME-BY-GAME

Tackles (Solo-Assisted-Total)

APPALACHIAN STATE DNP; at Pittsburgh DNP; KENT STATE DNP; at Illinois 0-0-0; OHIO STATE 0-0-0; MICHIGAN STATE 0-1-1.

» HARTLAUB'S CAREER STATISTICS & GAME HIGHS

	UA-A	TK	FF	FR	I	PBU	SACK	TFL
2018	0-1	1	-	-	-	-	-	-
CAREER	0-1	1	-	-	-	-	-	-

Tackles 1; Michigan State, 10/13/18



MAC HIPPENHAMMER 12
 Wide Receiver | 5-11 | 185
 Sophomore/Freshman
 Fort Wayne, Ind./R. Nelson Snider
 Major: Division of Undergraduate Studies

» 2018

Season: Appeared in six games...One of 33 players to make their Penn State debut this season...Plays infield and outfield for the Penn State baseball team.

Appalachian State (9/1): Made his first career appearance, seeing time on offense. **at Pittsburgh (9/8):** Made an 11-yard touchdown grab... Became the first PSU player to have a touchdown on his first career reception since Irvin Charles in 2016 against Minnesota. **at Illinois (9/21):** Made a diving 44-yard catch in the fourth quarter. **Ohio State (9/29):** Caught a 21-yard pass. **Michigan State (10/13):** Hauled in a career-high three passes for 27 yards...Had a 21-yard catch in the fourth quarter.

» 2018 GAME-BY-GAME

Receiving (Receptions-Yards-TD)

APPALACHIAN STATE 0-0-0; at Pittsburgh 1-11-1; KENT STATE 0-0-0; at Illinois 1-44-0; OHIO STATE 1-21-0; MICHIGAN STATE 3-27-0.

» HIPPENHAMMER'S CAREER STATISTICS & GAME HIGHS

	Att.-Yds.	Avg.	TD	LG	Rec.-Yds.	Avg.	TD	LG
2018	-	-	-	-	6-103	17.2	1	44
CAREER	-	-	-	-	6-103	17.2	1	44

Receptions 3; Michigan State, 10/13/18
Receiving Yards 44; at Illinois, 9/21/18
Receiving Touchdowns 1; at Pittsburgh, 9/8/18
Long Reception 44 yards; at Illinois, 9/21/18



JONATHAN HOLLAND 18
 Tight End/H-Back | 6-4 | 252
 Senior/Junior
 Brandywine, Md./The Bullis School
 Major: Labor & Employment Relations

» 2018

Awards: Among the candidates on the preseason watch list for the Mackey Award, given to the most outstanding tight end.

Season: Made four starts.

Appalachian State (9/1): Earned his first career start...Caught two passes for 36 yards, including a career-best 29-yard reception. **at Pittsburgh (9/8):** Caught two passes for 25 yards, including a 22-yard reception in the first quarter. **Kent State (9/15):** Saw time on offense. **at Illinois (9/21):** Set career highs with three catches for 53 yards...Made a 21-yard grab in the first quarter.

» 2018 GAME-BY-GAME

Receiving (Receptions-Yards-TD)

APPALACHIAN STATE 2-36-0; at Pittsburgh 2-25-0; KENT STATE 0-0-0; at Illinois 3-53-0; OHIO STATE DNP; MICHIGAN STATE DNP.

» HOLLAND'S CAREER STATISTICS & GAME HIGHS

	Att.-Yds.	Avg.	TD	LG	Rec.-Yds.	Avg.	TD	LG
2016	-	-	-	DNP	-	-	-	-
2017	-	-	-	-	3-16	5.3	-	8
2018	-	-	-	-	7-114	16.3	-	29
CAREER	-	-	-	-	10-130	13.0	-	29

Receptions 3; at Illinois, 9/21/18
Receiving Yards 53; at Illinois, 9/21/18
Longest Reception 29 yards; Appalachian State, 9/1/18

NOTE: Has two career kickoff returns for 9 yards, both coming at Ohio State (2017).




DES HOLMES 75
 Offensive Line | 6-5 | 306
 Sophomore/Freshman
 Norristown, Pa./Cardinal O'Hara
 Major: Division of Undergraduate Studies

» 2018

Season: Appeared in four games this season...One of 33 players to make their Penn State debut this year.

at Pittsburgh (9/8): Saw time on offense. **Kent State (9/15):** Earned playing time on offense and special teams. **at Illinois (9/21):** Saw game action on offense and special teams. **Michigan State (10/13):** Saw playing time on special teams.



DONOVAN JOHNSON 2
 Cornerback | 5-9 | 186
 Sophomore/Freshman
 Detroit, Mich./Cass Tech
 Major: Division of Undergraduate Studies

» 2018
Season: Appeared in five games...One of 33 players to make their Penn State debut this year.


Appalachian State (9/1): Made his first career appearance, seeing time on defense and special teams...Recorded two tackles and a QB hurry. **at Pittsburgh (9/8):** Saw playing time on defense and special teams. **Kent State (9/15):** Made one stop and broke up a pass. **at Illinois (9/21):** Recorded two tackles, including one solo. **Michigan State (10/13):** Tallied a career-high four tackles, making three solo stops...Broke up a pass.

» 2018 GAME-BY-GAME
Tackles (Solo-Assisted-Total)
 APPALACHIAN STATE 1-1-2; at Pittsburgh 0-0-0; KENT STATE 1-0-1; at Illinois 1-1-2; OHIO STATE DNP; MICHIGAN STATE 3-1-4.

» D. JOHNSON'S CAREER STATISTICS & GAME HIGHS

	UA-A	TK	FF	FR	I	PBU	SACK	TFL
2018	6-3	9	-	-	-	2	-	-
CAREER	6-3	9	-	-	-	2	-	-

Tackles 4; Michigan State, 10/13/18
Pass Breakups 1; Twice: Last Michigan State, 10/13/18



JAN JOHNSON 36
 Linebacker | 6-2 | 231
 Senior/Junior
 Mohnton, Pa./Governor Mifflin
 Major: Master's of Management & Organizational Leadership

» 2018
Season: Made six starts...One of 12 players to make their first career start this year...One of 10 Penn Staters to enter 2018 having already earned a degree...Graduated with his degree in psychology in August 2018.

Appalachian State (9/1): Made his first career start, lining up at middle linebacker...Led the Nittany Lions with a career-high 11 tackles, including four solo. **at Pittsburgh (9/8):** Recorded five tackles, two solo, and a half-sack. **Kent State (9/15):** Collected two tackles. **at Illinois (9/21):** Tallied six stops...Earned his first career interception in the fourth quarter. **Ohio State (9/29):** Recorded five tackles...Made four solo stops. **Michigan State (10/13):** Collected five tackles, including two solo.

» 2018 GAME-BY-GAME
Tackles (Solo-Assisted-Total)
 APPALACHIAN STATE 4-7-11; at Pittsburgh 2-3-5; KENT STATE 2-0-2; at Illinois 5-1-6; OHIO STATE 4-1-5; MICHIGAN STATE 2-3-5.

» JA. JOHNSON'S CAREER STATISTICS & GAME HIGHS

	UA-A	TK	FF	FR	I	PBU	SACK	TFL
2016	1-1	2	-	-	-	-	-	-
2017	6-6	12	-	-	-	-	-	1.0-1
2018	19-15	34	-	-	1	-	0.5-1	0.5-1
CAREER	26-22	48	-	-	1	-	0.5-1	1.5-2

Tackles 11; Appalachian State, 9/1/18
Tackles for Loss 1.0; at Maryland, 11/25/17
Sacks 0.5; at Pittsburgh, 9/8/18
Interceptions 1; at Illinois, 9/21/18

Note: Has one career kickoff return for 7 yards (Nebraska, 2018).



JUWAN JOHNSON 84
 Wide Receiver | 6-4 | 231
 Senior/Junior
 Glassboro, N.J./Glassboro
 Major: Telecommunications

» CAREER NOTES & RECORDS
Season: 2017: Finished the season tied for No. 12 on the single-season receptions list (54)...Ranked No. 19 at season's end in single-season receiving yards (701).

» 2018
Season: Made six starts.
Appalachian State (9/1): Caught six passes for 67 yards, with a long grab of 17 yards...Had back-to-back catches on the opening drive of the third quarter to help setup a touchdown. **at Pittsburgh (9/8):** Made two grabs for 23 yards. **at Illinois (9/21):** Hauled in a team-high four catches for 51 yards...Caught a 19-yard touchdown in the fourth quarter. **Ohio State (9/29):** Made five grabs for 61 yards...Hauled in a spectacular one-handed catch for a 31-yard reception. **Michigan State (10/13):** Caught two passes for 19 yards.

» 2018 GAME-BY-GAME
Receiving (Receptions-Yards-TD)
 APPALACHIAN STATE 6-67-0; at Pittsburgh 2-23-0; KENT STATE 0-0-0; at Illinois 4-51-1; OHIO STATE 5-61-0; MICHIGAN STATE 2-19-0.

» JU. JOHNSON'S CAREER STATISTICS & GAME HIGHS

	Att.-Yds.	Avg.	TD	LG	Rec.-Yds.	Avg.	TD	LG
2016	-	-	-	-	2-70	35.0	-	43
2017	-	-	-	-	54-701	12.9	1	43
2018	-	-	-	-	19-221	11.6	1	31
CAREER	-	-	-	-	75-992	13.2	2	43

Receptions 7; at Iowa, 9/23/17
Receiving Yards 105; Nebraska, 11/18/17
Receiving Touchdowns 1; Twice: Last at Illinois, 9/21/18
Longest Reception 43 yards; Twice: Last Nebraska, 11/18/17

Tackles 2; Twice: Last vs. USC, 1/2/17
Blocked Punt 1; at Rutgers, 11/19/16

NOTE: Has nine career special teams tackles...Has two career kickoff returns for 2 yards.



ELLISON JORDAN 42
 Defensive Tackle | 6-0 | 305
 Junior/Sophomore
 Upper Marlboro, Md./Gilman School
 Major: Communications Arts and Sciences

» 2018
Season: Appeared in three games.

Appalachian State (9/1): Played on defense and special teams. **at Pittsburgh (9/8):** Helped to cause a safety in the third quarter as he was held in the end zone. **Kent State (9/15):** Recorded two tackles, including a full sack.

» 2018 GAME-BY-GAME
Tackles (Solo-Assisted-Total)
 APPALACHIAN STATE 0-0-0; at Pittsburgh 0-0-0; KENT STATE 1-1-2; at Illinois DNP; OHIO STATE DNP; MICHIGAN STATE DNP.

» JORDAN'S CAREER STATISTICS & GAME HIGHS

	UA-A	TK	FF	FR	I	PBU	SACK	TFL
2017	1-8	9	-	-	-	1	0.5-3	0.5-3
2018	1-1	2	-	-	-	-	1.0-5	1.0-5
CAREER	2-9	11	-	-	-	1	1.5-8	1.5-8

Tackles 2; Three: Last Kent State, 9/15/18
Tackles for Loss 1.0; Kent State, 9/15/18
Sacks 1.0; Kent State, 9/15/18
Pass Breakups 1; Georgia State, 9/16/17



DANIEL JOSEPH 49
 Defensive End | 6-3 | 250
 Sophomore/Freshman
 Brampton, Ont./Lake Forest Academy (Ill.)
 Major: Labor & Employment Relations

» 2018
Season: Appeared in six games.

Appalachian State (9/1): Played on defense...Assisted on a tackle. **at Pittsburgh (9/8):** Tied a career high with four tackles, two solo...Added a sack, tying a career best, and causing a 9-yard loss. **Kent State (9/15):** Assisted on a tackle and broke up a pass. **at Illinois (9/21):** Assisted on a tackle. **Ohio State (9/29):** Made two tackles, including one solo stop.

» 2018 GAME-BY-GAME
Tackles (Solo-Assisted-Total)
 APPALACHIAN STATE 0-1-1; at Pittsburgh 2-2-4; KENT STATE 0-1-1; at Illinois 0-1-1; OHIO STATE 1-1-2; MICHIGAN STATE 0-0-0.

» JOSEPH'S CAREER STATISTICS & GAME HIGHS

	UA-A	TK	FF	FR	I	PBU	SACK	TFL
2017	6-5	11	1	-	-	-	2.5-8	3.5-11
2018	3-6	9	-	-	-	1	1.0-9	1.0-9
CAREER	9-11	20	1	-	-	1	3.5-17	4.5-20

Tackles 4; Twice: Last at Pittsburgh, 9/8/18
Tackles for Loss 2.0; Georgia State, 9/16/17
Sacks 1.0; Twice: Last at Pittsburgh, 9/8/18
Forced Fumbles 1; Georgia State, 9/16/17
Pass Breakups 1; Kent State, 9/15/18



ZACK KUNTZ 82
 Tight End/H-Back | 6-7 | 235
 Freshman/Freshman
 Camp Hill, Pa./Camp Hill
 Major: Division of Undergraduate Studies

» 2018
Season: Appeared in one game...One of 15 true freshmen to make their debut this season...One of 33 players to make their Penn State debut this year.

Kent State (9/15): Made his collegiate debut...Caught an 8-yard pass.

» 2018 GAME-BY-GAME
Receiving (Receptions-Yards-TD)
 APPALACHIAN STATE DNP; at Pittsburgh DNP; KENT STATE 1-8-0; at Illinois DNP; OHIO STATE DNP; MICHIGAN STATE DNP.

» KUNTZ'S CAREER OFFENSIVE STATISTICS & GAME HIGHS

	Att.-Yds.	Avg.	TD	LG	Rec.-Yds.	Avg.	TD	LG
2018	-	-	-	-	1-8	8.0	-	8
CAREER	-	-	-	-	1-8	8.0	-	8

Receptions 1; Kent State, 9/15/18
Receiving Yards 8; Kent State, 9/15/18
Longest Reception 8 yards; Kent State, 9/15/18



JESSE LUKETA 40
Linebacker | 6-3 | 236
Freshman/Freshman
Ottawa, Ont./Mercyhurst Prep (Pa.)
Major: Division of Undergraduate Studies

» 2018

Season: Appeared in six games...One of 15 true freshmen to make their debut this season...One of 33 players to make their Penn State debut this year.

Appalachian State (9/1): Saw playing time on special teams. **at Pittsburgh (9/8):** Earned playing time on defense and special teams...Recorded a tackle. **Kent State (9/15):** Registered three tackles. **at Illinois (9/21):** Appeared on defense and special teams. **Ohio State (9/29):** Saw playing time on special teams. **Michigan State (10/13):** Assisted on a tackle on a kick return.

» 2018 GAME-BY-GAME

Tackles (Solo-Assisted-Total)

APPALACHIAN STATE 0-0-0; at Pittsburgh 1-0-1; KENT STATE 3-0-3; at Illinois 0-0-0; OHIO STATE 0-0-0; MICHIGAN STATE 0-1-1.

» LUKETA'S CAREER STATISTICS & GAME HIGHS

	UA-A	TK	FF	FR	I	PBU	SACK	TFL
2018	4-1	5	-	-	-	-	-	-
CAREER	4-1	5	-	-	-	-	-	-

Tackles3; Kent State, 9/15/18



ISAAC LUTZ 85
Wide Receiver | 5-11 | 183
Junior/Sophomore
Reading, Pa./Berks Catholic
Major: Corporate Innovation & Entrepreneurship

» 2018

Season: Appeared in five games this season.

at Pittsburgh (9/8): Saw time on special teams. **Kent State (9/15):** Assisted on two tackles on kickoffs...Named the coaching staff's Co-Special Teams Player of the Week. **at Illinois (9/21):** Saw playing time on special teams. **Ohio State (9/29):** Earned playing time on special teams. **Michigan State (10/13):** Saw action on special teams.

» LUTZ'S CAREER STATISTICS & GAME HIGHS

	UA-A	TK	FF	FR	I	PBU	SACK	TFL
2017	-	-	-	-	-	-	-	-
2018	0-2	2	-	-	-	-	-	-
CAREER	0-2	2	-	-	-	-	-	-

Tackles2; Kent State, 9/15/18



CONNOR MCGOVERN 66
Offensive Line | 6-5 | 326
Junior/Junior
Larksville, Pa./Lake-Lehman
Major: Agribusiness Management

» 2018

Awards: Among the candidates on the preseason watch list for the Rimmington Trophy, given to the nation's top center, and the Outland Trophy, which is awarded to the top collegiate interior lineman.

Season: Made six starts at right guard.

Appalachian State (9/1): Helped the Nittany Lion offense to 434 yards, including 204 on the ground...Cleared the way for five rushing touchdowns, including two by Trace McSorley and two by Miles Sanders...Helped McSorley to collect his 17th game with a passing and a rushing touchdown...Sanders had 91 yards, while Ricky Slade scored his first career touchdown, a 27-yard run. **at Pittsburgh (9/8):** Part of an offensive line that aided the Nittany Lions to 390 total yards...Led the way for 211 yards on the ground and three rushing touchdowns...Protected McSorley as he earned his 18th game with a passing and a rushing touchdown...Helped Miles Sanders collect his first career 100-yard game. **Kent State (9/15):** Led the way as the Nittany Lions totaled 643 yards, PSU's most in a game since 1995...Helped Trace McSorley to find the end zone three times on the ground and connect on two passing touchdowns...Aided the Nittany Lions to six rushing touchdowns and three through the air. **at Illinois (9/21):** Paved the way as the Nittany Lions gained 591 yards, including 387 on the ground, PSU's third-highest total in a Big Ten game in program history...Helped Miles Sanders to become the sixth Nittany Lion to rush for 200 yards and three touchdowns in a game...Aided Sanders, Ricky Slade (94 yards) and Trace McSorley (92) to career highs on the ground...Helped McSorley record his ninth game with three or more touchdown passes. **Ohio State (9/29):** Helped the Nittany Lions to 492 total yards, including 206 on the ground and 286 in the air...Led the way as Trace McSorley set a program record with 461 yards of total offense...Paved the way for McSorley to rush for a career-high 175 yards and KJ Hamler to earn his first 100-yard receiving game. **Michigan State (10/13):** Helped the Penn State offense to 397 total yards, including 205 on the ground against the nation's No. 1 rush defense...Led the way for Miles Sanders' third 100-yard game of the season...Helped Sanders to runs of 48 and 78 yards...Aided Trace McSorley to post his 34th-straight game with a passing touchdown.



ZECH MCPHEARSON 14
Cornerback | 5-11 | 184
Junior/Sophomore
Columbia, Md./Riverdale Baptist School
Major: Labor & Employment Relations

» 2018

Season: Appeared in six games.

Appalachian State (9/1): Registered two tackles, including one solo. **at Pittsburgh (9/8):** Set a career best with four tackles, three solo...Added his first career tackle for loss. **Kent State (9/15):** Made a solo tackle and broke up a pass. **at Illinois (9/21):** Broke up a pass.

» 2018 GAME-BY-GAME

Tackles (Solo-Assisted-Total)

APPALACHIAN STATE 1-1-2; at Pittsburgh 3-1-4; KENT STATE 1-0-1; at Illinois 0-0-0; OHIO STATE 0-0-0; MICHIGAN STATE 0-0-0.

» MCPHEARSON'S CAREER STATISTICS & GAME HIGHS

	UA-A	TK	FF	FR	I	PBU	SACK	TFL
2017	5-3	8	-	1	-	1	-	-
2018	5-2	7	-	-	-	2	-	1.0-3
CAREER	10-5	15	-	1	-	3	-	1.0-3

Tackles4; at Pittsburgh, 9/8/18

Tackles for Loss1.0; at Pittsburgh, 9/8/18

Fumble Recoveries1; at Maryland, 11/25/17

Pass Breakups1; Three Times: Last at Illinois, 9/21/18



TRACE MCSORLEY 9
Quarterback | 6-0 | 203
Graduate/Senior
Ashburn, Va./Briar Woods
Major: Journalism (2nd degree)

» CAREER NOTES & RECORDS

Career: Records Set: Holds Penn State's career records for: passing yards (8,610), passing touchdowns (70), total offense (9,956), rushing touchdowns by a quarterback (24), touchdowns responsible for (94) records, 300-yard passing games (10) and 200-yard passing games (25). **Rankings:** Ranks No. 6 in program history with 26 wins as a starting quarterback...Moved past Christian Hackenberg (8,457; 2013-15) for the top spot on the Penn State career passing yards list...Sits atop the Penn State career lists for completion percentage (60.5) and passing efficiency (151.0) lists...Ranks third in Big Ten history with 94 touchdowns responsible for behind only Ohio State's JT Barrett (147; 2014-17) and Purdue's Drew Brees (106; 1997-00)...Ranks 15th in Big Ten history in career passing yards...Ranks 11th in Big Ten history in total offense (9,727)...Passed Zack Mills (606; 2009-12) for No. 2 on the career completions list...Is No. 3 at Penn State in career pass attempts (1,024). **Notable (Passing):** Has thrown at least one touchdown pass in 34-straight games, dating back to the 2016 TaxSlayer Bowl, extending his Penn State record, which was previously held by Kerry Collins at 14-straight games from 1993-94...His streak is the longest active streak in the FBS and the fifth-longest in FBS Autonomy Five history...Has 23 career games with multiple passing touchdowns (one in 2015, eight in 2016, 10 in 2017, four in 2018)...Has nine career games with three or more touchdown passes...Is the only quarterback in Penn State history with 50-plus touchdown passes...Is the only Penn State quarterback with multiple 80-yard completions in a career...Is the only Penn State quarterback with multiple 3,000-yard passing seasons...Is one of seven quarterbacks in Big Ten history to have back-to-back 3,000-yard passing seasons...Became the second PSU player and 22nd in Big Ten history with over 8,000 career passing yards...Is only the third Penn State player to eclipse 7,000-yard passing yards mark, one of four Penn State passers to surpass 6,000 yards and one of nine to top the 5,000-yard plateau...Registered his school-record fourth career game with four-or-more touchdown passes vs. Georgia State (9/16/17), breaking a tie with Todd Blackledge and Hackenberg, who each had three such games in their career...One of five quarterbacks in Penn State history with multiple 300-yard passing games in a career, joining Hackenberg (9), Matt McGloin (6), Collins (4) and Clark (3)...Is one of two Penn State quarterbacks to complete 600 passes in a career. **Notable (Total Offense):** Owns 19 career games with both a rushing and passing touchdown (seven in 2016, nine in 2017, three in 2018)...Is the first Penn State player to surpass 9,000 total yards, the second Penn State to eclipse the 8,000-yard mark in total offense, the third player to surpass 7,000 total offense yards, the fifth player to top the 6,000-yard mark and is 1-of-10 to eclipse the 5,000-yard mark...Is one of two Penn State quarterbacks with more than 1,000 rushing yards, joining Michael Robinson (1,637; 2002-05)...Is the 44th player in school history to rush for more than 1,000 yards...First Penn State quarterback with at least three rushing touchdowns in at least two career games since at least 1967...Is the first Penn State quarterback in program history with four consecutive games scoring both a rushing touchdown and passing touchdown (vs. Indiana, at Northwestern, vs. Michigan, at Ohio State; 2017).

Season: Records Set: Owns Penn State's single-season records for: passing yards (3,614; 2016), completions (284; 2017), passing touchdowns (29; 2016), total offense (4,061; 2017), touchdowns responsible for (37; 2017) records, 300-yard passing games (5; 2016, 2017) and is tied for the top spot in 200-yard passing games (11; 2016, 2017). **2017:** Became the second player in Big Ten history with 25 passing touchdowns and 10 rushing scores in a season, joining Ohio State's J.T. Barrett (2014 & 2017)...Set the Penn State single-season record with 39 touchdowns responsible for, besting his 36 touchdowns from 2016...Owns the top-two spots in program history for passing touchdowns in a season, ranking No. 1 with 29 in 2016 and No. 2 with 28 in 2017...Ranks tied for seventh (2016) and 10th (2017) in Big Ten season history...Became the first Penn State to eclipse the 4,000-yard total offense mark in a season, finishing 2016 with a school-record 4,061 yards, which ranks No. 6 in Big Ten history...Ranks No. 2 in single-season passing yardage with a junior-record 3,570 yards, trailing only his 3,614 yards from 2016...

Owns the single-season completions mark (284), passing McGloin (270; 2012) and Christian Hackenberg (270; 2014)...Finished No. 2 on the single-season completion percentage charts (66.5), behind only Kerry Collins (66.7; 1994)...Finished the season ranked No. 3 on the single-season passing efficiency list (153.7)...Teamed with Saquon Barkley (18) as the third set of Penn Staters with 10-plus rushing touchdowns in a single season, joining Evan Royster (12) and Daryll Clark (10) in 2008 and Charlie Pittman (10) and Lydell Mitchell (10) in 1969...Tied with Michael Robinson (2005) for the most rushing touchdowns by a Penn State quarterback in a single season at 11...Is No. 16 on Penn State's single-season charts with 11 rushing touchdowns...Finished No. 2 on the single-season quarterback rushing yards list with 491 yards, trailing Robinson (806; 2005), and is only the second Penn State quarterback to rush for more than 400 yards in a single season...Ranks No. 15 on the single-season total touchdowns scored charts (11). **2016:** Ranks No. 7 on the completions charts (224) and No. 6 on the Penn State single-season pass attempts (387) list...Is No. 2 in Penn State single-season pass efficiency rating at 156.9 in 2016 (Collins, 172.86; 1994)...Ranks No. 3 at Penn State with 9.33 yards per pass attempt in a single-season...Owns the Penn State record for 300-yard passing games in a single-season record with five in 2016...Tied the Penn State record for 200-yard passing games in a season with 11 in 2016 to equal the mark first set by McGloin (2012)...Became just the fourth Penn State quarterback to lead his team to 10 wins (11-3) in his first year as the starting quarterback, joining Clark in 2008 (11-2), Tom Shuman in 1973 (12-0) and Chuck Burkhardt in 1968 (11-0)...Broke the sophomore season passing record previously held by Hackenberg (2,977; 2014) with 3,614 passing yards...Had a then-school-record 3,979 yards of total offense, topping the mark of 3,220 by McGloin in the 2012 season...Ranks No. 8 in Big Ten season history with 3,979 yards of total offense...Threw 29 touchdown passes to rank tied for No. 6 in Big Ten season history.

Game: Records Set: Established a Nittany Lion record with 461 total yards against Ohio State (9/29/18), including 286 passing and 175 rushing. **Rankings:** Owns eight of the top 22 single-game passing marks...Ranks No. 4 in Penn State history with 384 yards vs. Wisconsin (12/3/16), a Big Ten Championship Game record...Threw for a then-junior single-game-record 381 yards at Michigan State (11/4/17), a total that sits No. 5 on Penn State's single-game list, surpassing Kerry Collins' 352 yards at Michigan State in 1993...Ranks No. 7 (376; Michigan State, 2016); No. 13 (342; vs. Washington, 2017), No. 17 (335; Minnesota, 2016), No. 18 (332; at Pittsburgh & at Indiana, 2016) and No. 22 (325; Nebraska, 2017)...Completed 15-straight pass attempts at Northwestern (10/7/17) to break the Penn State record for consecutive completions, which was 14-straight completions by Collins at Minnesota in 1994...The 15 consecutive passes completed is tied for the third-most in a Big Ten Conference game with Purdue's Kyle Orton (at Wisconsin; 10/18/03)...Set the school record for passing yards in a first half with 258 yards vs. Georgia State (9/16/17)...Became the first Penn State quarterback with multiple 400-yard total offense games accounting for 402 total offense yards (342 passing, 60 rushing) vs. Washington in the 2017 PlayStation Fiesta Bowl to rank No. 4 on the single-game charts...Was just the third Penn State quarterback to register more than 400 yards of total offense in a game, logging 408 total offense yards (335 passing, 73 rushing) vs. Minnesota (10/1/16) to rank No. 3 all-time...Set the Big Ten Championship Game records for passing yards (384) and passing touchdowns (4) vs. Wisconsin (12/3/16). **Notable:** Became the first Big Ten quarterback since Ohio State's Braxton Miller (vs. Michigan, 2013) to throw for two touchdowns and rush for three scores in the same game (at Illinois, 9/21/18)...Became the first Penn State quarterback with at least two games with at least three rushing touchdowns in a game since at least 1967 vs. Kent State (9/15/18)...Rushed for 175 yards against Ohio State (9/29/18), the most by a Penn State quarterback since Eugene "Shorty" Miller (250 vs. Carnegie Tech) in 1913.

Bowl: Owns the career bowl passing records for yardage (738), completions (64) and touchdown passes (8) in three bowl games played...His 32 completions and 342 yards passing vs. Washington in the 2017 PlayStation Fiesta Bowl both rank No. 2 in a single bowl game behind Christian Hackenberg's 34 completions and 371 passing yards in the 2014 New Era Pinstripe Bowl...Completed 78.0 percent of his passes (32-of-41) to set the single-game bowl completion percentage mark, passing Matt Knizner's previous mark of 72.7 percent (8-of-11) in the 1986 Orange Bowl...Ranks tied for No. 1 (4; 2017 Rose) and tied for No. 6 (2; 2017 Fiesta & 2016 TaxSlayer) on the single-game bowl passing touchdowns charts...

Set the single-game bowl record with 402 yards of total offense in the 2017 PlayStation Fiesta Bowl.

» 2018

Awards: Named Rose Bowl Player of the Week and Senior Bowl Senior of the Week after the Ohio State (9/29) game...Named to the Pro Football Focus Big Ten Team of the Week following the Ohio State (9/29) game...Selected to the Pro Football Focus Big Ten Team of the Week following the Kent State (9/15) game...Semifinalist for the Campbell Trophy...Candidate for the 2018 Senior CLASS Award...One of 30 candidates for the Johnny Unitas Golden Arm Award...Among the candidates on the preseason watch list for the Maxwell Award (national player of the year), Davey O'Brien Award (nation's top quarterback), Wuerffel Trophy (college football's premier award for community service) and Walter Camp Award (national player of the year).

Season: Made six starts...One of 10 Penn Staters to enter 2018 having already earned a degree...Graduated with his degree in accounting in May 2018.

Rankings: Ranks second in the Big Ten in passing yards per completion (13.49) while ranking No. 30 in the FBS...Sits at No. 4 in the Big Ten and No. 31 in the nation with 11 passing touchdowns...Ranks No. 56 in the nation and No. 8 in the conference in rushing yards per game (74.5)...Sits at No. 10 in the Big Ten with 447 rushing yards...Ranks No. 36 in the nation and No. 3 in the Big Ten with six rushing touchdowns...Ranks No. 7 in the Big Ten and No. 40 in the FBS with 5.66 yards per carry...Sits No. 4 in the Big Ten in No. 24 in the nation with 281.3 yards of total offense per game...Ranks No. 15 in the nation and No. 2 in the conference with 17.0 points responsible for per contest...Is No. 18 in the FBS and No. 2 in the Big Ten with 102 points responsible for.

Appalachian State (9/1): Completed 20-of-35 passes for 229 yards and a touchdown...Rushed for 53 yards and two touchdowns, his second career multi-rushing touchdown game...On the game-tying drive, completed 5-of-6 passes for 47 yards, ending with a 15-yard touchdown throw to KJ Hamler. **at Pittsburgh (9/8):** Threw for 145 yards while completing 14-of-30 passes...Threw for two scores, connecting with KJ Hamler on a 14-yard throw and Mac Hippenhammer on an 11-yard touchdown...Rushed for 36 yards, including a 4-yard touchdown run and a 20-yard run. **Kent State (9/15):** Completed 11-of-22 passes for 229 yards and two scores...Added 54 yards and three touchdowns on the ground...Recorded his 19th game with both a passing and rushing touchdown and second game with at least three rushing touchdowns...Named the coaching staff's Offensive Player of the Week. **at Illinois (9/21):** Threw for 160 yards on 12-of-19 passing...Threw for three scores, his ninth game with three or more touchdown passes and 22nd career game with multiple passing touchdowns...Rushed for a career-best 92 yards on 15 carries. **Ohio State (9/29):** Set a program record with 461 yards of total offense...Completed 16-of-32 passes for 286 yards and two scores...Set career highs with 25 carries for 175 yards, including a career-long 51-yard run...Collected his 23rd career game with multiple passing touchdowns and his first career game with 100 yards rushing. **Michigan State (10/13):** Threw for 192 yards, completing 19-of-32 passes...Connected with KJ Hamler for a 5-yard touchdown pass...Passed Christian Hackenberg (8,457; 2013-15) for the Penn State career passing yards record...Rushed for 37 yards on 13 carries.

» 2018 GAME-BY-GAME

Passing (Comp.-Att.-Yds.-TD-INT)

APPALACHIAN STATE 20-35-229-1-0; at Pittsburgh 14-30-145-2-0; KENT STATE 11-22-229-2-1; at Illinois 12-19-160-3-1; OHIO STATE 16-32-286-2-0; MICHIGAN STATE 19-32-192-1-0.

» MCSORLEY'S CAREER PASSING STATISTICS & GAME HIGHS

	C-A	Yds.	%	TD-INT	YPG	LG
2015	20-40	185	50.0	2-0	26.4	21
2016	224-387	3,614	57.9	29-8	258.1	80
2017	284-427	3,570	66.5	28-10	274.6	85
2018	92-170	1,241	54.1	11-2	206.8	93
CAREER	620-1,024	8,610	60.5	70-20	215.3	93

Pass Completions 32; vs. Washington, 12/30/17
Pass Attempts 48; at Iowa, 9/23/17
Passing Yards 384; vs. Wisconsin, 12/3/16
Passing Touchdowns 4; Three Times: Last Georgia State, 9/16/17
Long Pass 93 yards; Ohio State, 9/29/18

200-yard Passing Games 25; Last Ohio State (286), 9/29/18
300-yard Passing Games 10; Last vs. Washington (342), 12/30/17
2 or More Passing Touchdowns 23 games; Last Ohio State (2), 9/29/18
3 or More Passing Touchdowns 9 games; Last at Illinois (3), 9/21/18
4 or More Passing Touchdowns 3 games; Last Georgia State, 9/16/17

» 2018 GAME-BY-GAME

Rushing (Carries-Yards-TD)

APPALACHIAN STATE 12-53-2; at Pittsburgh 5-36-1; KENT STATE 9-54-3; at Illinois 15-92-0; OHIO STATE 25-175-0; MICHIGAN STATE 13-37-0.

» MCSORLEY'S CAREER OFFENSIVE STATISTICS & GAME HIGHS


	Att.-Yds.	Avg.	TD	LG	Rec.-Yds.	Avg.	TD	LG
2015	13-43	3.3	-	14	-	-	-	-
2016	146-365	2.5	7	26	-	-	-	-
2017	144-491	3.4	11	36	-	-	-	-
2018	79-447	5.7	6	51	-	-	-	-
CAREER	382-1,346	3.5	24	51	-	-	-	-

Rush Attempts 25; Ohio State, 9/29/18
Rush Yards 175; Ohio State, 9/29/18
Rushing Touchdowns 3; Twice: Last Kent State, 9/15/18
Long Rush 51 yards; Ohio State, 9/29/18

100-yard Rushing Games 1; Ohio State (175), 9/29/18
Games with 2 or More Rushing Touchdowns 3; Last Kent State (3), 9/21/18
Games with 3 or More Rushing Touchdowns 2; Last Kent State (3), 9/21/18
Games with Both Rushing and Passing TD 19; Last Kent State, 9/21/18

Total Offense Yards 461; Ohio State, 9/29/18
All-Purpose Yards 175; Ohio State, 9/29/18

NOTE: Has three career tackle (one vs. Michigan, 2017; one vs. Kent State, 2018; one vs. Illinois, 2018).



MICHAL MENET 62
 Offensive Line | 6-4 | 306
 Junior/Sophomore
 Birdsboro, Pa./Exeter Township Senior
 Major: Psychology

» 2018

Season: Made six starts at center.

Appalachian State (9/1): Helped the Nittany Lion offense to 434 yards, including 204 on the ground...Cleared the way for five rushing touchdowns, including two by Trace McSorley and two by Miles Sanders... Helped McSorley to collect his 17th game with a passing and a rushing touchdown...Sanders had 91 yards, while Ricky Slade scored his first career touchdown, a 27-yard run. **at Pittsburgh (9/8):** Part of an offensive line that aided the Nittany Lions to 390 total yards...Led the way for 211 yards on the ground and three rushing touchdowns...Protected McSorley as he earned his 18th game with a passing and a rushing touchdown...Helped Miles Sanders collect his first career 100-yard game. **Kent State (9/15):** Led the way as the Nittany Lions totaled 643 yards, PSU's most in a game since 1995...Helped Trace McSorley to find the end zone three times on the ground and connect on two passing touchdowns...Aided the Nittany Lions to six rushing touchdowns and three through the air. **at Illinois (9/21):** Paved the way as the Nittany Lions gained 591 yards, including 387 on the ground, PSU's third-highest total in a Big Ten game in program history...Helped Miles Sanders to become the sixth Nittany Lion to rush for 200 yards and three touchdowns in a game...Aided Sanders, Ricky Slade (94 yards) and Trace McSorley (92) to career highs on the ground...Helped McSorley record his ninth game with three or more touchdown passes. **Ohio State (9/29):** Helped the Nittany Lions to 492 total yards, including 206 on the ground and 286 in the air...Led the way as Trace McSorley set a program record with 461 yards of total offense...Paved the way for McSorley to rush for a career-high 175 yards and KJ Hamler to earn his first 100-yard receiving game. **Michigan State (10/13):** Helped the Penn State offense to 397 total yards, including 205 on the ground against the nation's No. 1 rush defense...Led the way for Miles Sanders' third 100-yard game of the season...Helped Sanders to runs of 48 and 78 yards...Aided Trace McSorley to post his 34th-straight game with a passing touchdown.



JARVIS MILLER 9
Linebacker | 6-2 | 219
Senior/Junior
Suffield, Conn./Windsor Locks/Suffield/East Granby
Major: Criminology

» 2018

Season: Appeared in six games.

Rankings: Ranks No. 4 in the Big Ten with one fumble recovery.

Appalachian State (9/1): Made two stops, including one for loss. **at Pittsburgh (9/8):** Assisted on a tackle and recovered a fumble on a botched punt attempt. **Kent State (9/15):** Assisted on one tackle. **at Illinois (9/21):** Recorded one tackle.

» 2018 GAME-BY-GAME

Tackles (Solo-Assisted-Total)

APPALACHIAN STATE 1-1-2; at Pittsburgh 0-1-1; KENT STATE 0-1-1; at Illinois 1-0-1; OHIO STATE 0-0-0; MICHIGAN STATE 0-0-0.

» J. MILLER'S CAREER STATISTICS & GAME HIGHS

	UA-A	TK	FF	FR	I	PBU	SACK	TFL
2016	2-3	5	-	-	-	-	-	-
2017	5-5	10	-	-	-	1	1.0-1	1.0-1
2018	2-3	5	-	1-0	-	-	-	1.0-6
CAREER	9-11	20	-	1-0	-	1	1.0-1	2.0-7

Tackles 5; Akron, 9/2/17
Sacks 1.0; Akron, 9/2/17
Tackles for Loss 1.0; Twice: Last vs. Appalachian State, 9/1/18
Pass Breakups 1; at Northwestern, 10/7/18
Fumble Recoveries 1; at Pittsburgh, 9/8/18



SHAREEF MILLER 48
Defensive End | 6-5 | 259
Senior/Junior
Philadelphia, Pa./George Washington
Major: Rehabilitation & Human Services

» 2018

Awards: Among the candidates on the preseason watch list for the Bednarik Award, given to the national defensive player of the year.

Season: Made six starts.

Rankings: Ranks No. 5 in the Big Ten and No. 30 in the FBS with 1.4 tackles for loss per game...Sits No. 17 in the Big Ten with 0.67 sacks per contest.

Appalachian State (9/1): Recorded three tackles and a tackle for loss... Named the coaching staff's Defensive Player of the Week. **at Pittsburgh (9/8):** Made two tackles for loss, including a solo sack. **Kent State (9/15):** Recorded a career best three tackles for loss and tied a career high with two sacks...Named the coaching staff's Defensive Player of the Week. **at Illinois (9/21):** Had two QB hurries. **Ohio State (9/29):** Matched a career-best with five tackles...Made three solo stops...Assisted on a tackle for loss. **Michigan State (10/13):** Recorded two solo tackles, both for loss...Registered a sack and a QB hurry.

» 2018 GAME-BY-GAME

Tackles (Solo-Assisted-Total)

APPALACHIAN STATE 1-2-3; at Pittsburgh 2-0-2; KENT STATE 3-0-3; at Illinois 0-0-0; OHIO STATE 3-2-5; MICHIGAN STATE 2-0-2.

» S. MILLER'S CAREER STATISTICS & GAME HIGHS

	UA-A	TK	FF	FR	I	PBU	SACK	TFL
2016	13-9	22	1	-	-	-	2.0-18	5.5-27
2017	20-17	37	-	1	-	-	5.0-30	11.0-51
2018	11-4	15	-	-	-	-	4.0-32	8.5-44
CAREER	44-30	74	1	1	-	-	11.0-80	26.0-122

Tackles 5; Four Times: Last Ohio State, 9/28/18
Sacks 2.0; Twice: Last Kent State, 9/15/18
Tackles for Loss 3.0; Kent State, 9/15/18
Forced Fumbles 1; at Indiana, 11/12/16
Fumble Recoveries 1; at Ohio State, 10/28/17



MIKE MIRANDA 73
Offensive Line | 6-3 | 303
Sophomore/Freshman
Stow, Ohio/Stow-Munroe Falls
Major: Division of Undergraduate Studies

» 2018

Season: Appeared in six games...One of 33 players to make their Penn State debut this season.

Appalachian State (9/1): Made his first career appearance, appearing on special teams. **at Pittsburgh (9/8):** Saw time on special teams. **Kent State (9/15):** Saw playing time on offense and special teams. **at Illinois (9/21):** Saw game action on offense and special teams. **Ohio State (9/29):** Saw playing time on special teams. **Michigan State (10/13):** Earned time on special teams.



AYRON MONROE 23
Safety | 5-11 | 207
Senior/Junior
Largo, Md./Saint Johns College H.S.
Major: Information Sciences & Technology

» 2018

Season: Appeared in six games.

Rankings: Ranks No. 4 in the Big Ten with one fumble recovery.

Appalachian State (9/1): Played on defense and special teams. **at Pittsburgh (9/8):** Recorded two tackles, one solo...Made his first career fumble recovery. **Kent State (9/15):** Made three stops, with two solo. **at Illinois (9/21):** Saw time on defense, assisting on a tackle. **Ohio State (9/29):** Saw action on special teams. **Michigan State (10/13):** Earned playing time on special teams.

» 2018 GAME-BY-GAME

Tackles (Solo-Assisted-Total)

APPALACHIAN STATE 0-0-0; at Pittsburgh 1-1-2; KENT STATE 2-1-3; at Illinois 0-1-1; OHIO STATE 0-0-0; MICHIGAN STATE 0-0-0.

» MONROE'S CAREER STATISTICS & GAME HIGHS

	UA-A	TK	FF	FR	I	PBU	SACK	TFL
2016	3-9	12	-	-	-	1	-	-
2017	8-10	18	-	-	-	1	0.5-2	1.5-5
2018	3-3	6	-	1-0	-	-	-	-
CAREER	14-22	36	-	1-0	-	2	0.5-2	1.5-5

Tackles 7; Rutgers, 11/11/17
Tackles for Loss 1.0; Georgia State, 9/16/17
Sacks 0.5; Rutgers, 11/11/17
Pass Breakups 1; Twice: Last Georgia State, 9/16/17
Fumble Recoveries 1; at Pittsburgh, 9/8/18



PJ MUSTIPHER 93
Defensive Tackle | 6-4 | 305
Freshman/Freshman
Owings Mills, Md./McDonogh School
Major: Division of Undergraduate Studies

» 2018

Season: Appeared in five games...One of 15 true freshmen to make their debut this year...One of 33 players to make their Penn State debut this season.

Appalachian State (9/1): Made his first career appearance...Assisted on a tackle. **at Pittsburgh (9/8):** Made two stops, including one solo tackle. **Kent State (9/15):** Recorded a solo tackle. **at Illinois (9/21):** Made two tackles, including a solo stop. **Michigan State (10/13):** Assisted on two tackles.

» 2018 GAME-BY-GAME

Tackles (Solo-Assisted-Total)

APPALACHIAN STATE 0-1-1; at Pittsburgh 1-1-2; KENT STATE 1-0-1; at Illinois 1-1-2; OHIO STATE DNP; MICHIGAN STATE 0-2-2.

» MUSTIPHER'S CAREER STATISTICS & GAME HIGHS

	UA-A	TK	FF	FR	I	PBU	SACK	TFL
2018	3-5	8	-	-	-	-	-	-
CAREER	3-5	8	-	-	-	-	-	-

Tackles 2; Three Times: Last Michigan State, 10/13/18



AMANI ORUWARIYE 21
Cornerback | 6-1 | 201
Graduate/Senior
Tampa, Fla./Gaither
Major: Journalism (2nd degree)

» 2018

Awards: Selected to Pro Football Focus National and Big Ten Teams of the Week following the Pittsburgh (9/8) game.

Season: Made six starts...One of 10 Penn Staters to enter 2018 having already earned a degree...Graduated with his degree in telecommunications in December 2017.

Rankings: Paces the Big Ten and ranks No. 7 in the FBS with 1.8 passes defended per game...Ranks No. 8 in the Big Ten and No. 37 in the FBS with two interceptions...Is No. 43 in the nation and No. 8 in the conference with 0.3 interceptions per game.

Appalachian State (9/1): Made his first career start...Tied a career high with seven tackles...Sealed the game with an interception in overtime, his sixth career pick, his third-straight season opener with a pick...Forced the first fumble of his career. **at Pittsburgh (9/8):** Made three solo tackles...Picked off a pass in the first quarter, marking the second time in his career he made interceptions in back-to-back games...Broke up two passes...Named the coaching staff's Defensive Player of the Week. **Kent State (9/15):** Collected three tackles, including his first career tackle for loss...Added two pass breakups. **at Illinois (9/21):** Recorded three tackles...Broke up one pass. **Ohio State (9/29):** Made four stops, including three solo. **Michigan State (10/13):** Collected four tackles...Broke up four passes.

» 2018 GAME-BY-GAME

Tackles (Solo-Assisted-Total)

APPALACHIAN STATE 7-0-7; at Pittsburgh 3-0-3; KENT STATE 2-1-3; at Illinois 1-2-3; OHIO STATE 3-1-4; MICHIGAN STATE 4-0-4.

» RIVE'S CAREER STATISTICS & GAME HIGHS

	UA-A	TK	FF	FR	I	PBU	SACK	TFL
2015	1-4	5	-	-	-	1	-	-
2016	13-10	23	-	-	1	1	-	-
2017	19-9	28	-	-	4	8	-	-
2018	20-4	24	1	-	2	9	-	1.0-3
CAREER	53-27	80	1	-	7	19	-	1.0-3

Tackles 7; Twice: Last vs. Appalachian State, 9/1/18
Tackles for Loss 1.0; Kent State, 9/15/18
Interceptions 1; Seven Times: Last at Pittsburgh, 9/8/18
Long Interception Return 30 yards; Kent State, 9/3/16
Pass Breakups 5; at Michigan State, 11/4/17
Forced Fumbles 1; Appalachian State, 9/1/18
NOTE: Has one career touchdown - a 30-yard interception return vs. Kent State.



JAYSON OWEH 28

Defensive End | 6-5 | 247
Freshman/Freshman
Howell, N.J./Blair Academy
Major: Division of Undergraduate Studies

» 2018

Season: Appeared in two games...One of 15 true freshmen to make their debut this year...One of 33 players to make their Penn State debut this season.

Kent State (9/15): Made his first career appearance...Recorded three tackles, including two sacks...Added a QB hurry. **at Illinois (9/21):** Saw playing time on defense.

» 2018 GAME-BY-GAME

Tackles (Solo-Assisted-Total)

APPALACHIAN STATE DNP; at Pittsburgh DNP; KENT STATE 3-0-3; at Illinois 0-0-0; OHIO STATE DNP; MICHIGAN STATE DNP.

» OWEH'S CAREER STATISTICS & GAME HIGHS

	UA-A	TK	FF	FR	I	PBU	SACK	TFL
2018	3-0	3	-	-	-	-	2.0-11	2.0-11
CAREER	3-0	3	-	-	-	-	2.0-11	2.0-11

Tackles 3; Kent State, 9/15/18
Sacks 2.0; Kent State, 9/15/18
Tackles for Loss 2.0; Kent State, 9/15/18



MICAH PARSONS 11

Linebacker | 6-3 | 237
Freshman/Freshman
Harrisburg, Pa./Harrisburg
Major: Division of Undergraduate Studies

» 2018

Awards: Named to ESPN's Midseason Freshman All-America Team.

Season: Appeared in six games...One of 15 true freshmen to make their debut this year...One of 33 players to make their Penn State debut this season.

Appalachian State (9/1): Made his first career appearance, seeing time on defense and special teams...Assisted on four tackles and recovered an on-side kick. **at Pittsburgh (9/8):** Tied for a team high with seven tackles...Made five solo stops...Helped to cause a fumble on a muffed punt in the second quarter. **Kent State (9/15):** Recorded five tackles, with two solo...Assisted on a tackle for loss and contributed a QB hurry. **at Illinois (9/21):** Collected six tackles...Made five solo stops. **Ohio State (9/29):** Assisted on a sack...Added a QB hurry. **Michigan State (10/13):** Posted five tackles, including four solo...Contributed a QB hurry.

» 2018 GAME-BY-GAME

Tackles (Solo-Assisted-Total)

APPALACHIAN STATE 0-4-4; at Pittsburgh 5-2-7; KENT STATE 2-3-5; at Illinois 5-1-6; OHIO STATE 0-1-1; MICHIGAN STATE 1-4-5.

» PARSONS' CAREER STATISTICS & GAME HIGHS

	UA-A	TK	FF	FR	I	PBU	SACK	TFL
2018	13-15	28	-	-	-	-	0.5-1	1.0-5
CAREER	13-15	28	-	-	-	-	0.5-1	1.0-5

Tackles 7; at Pittsburgh, 9/8/18
Sacks 0.5; Ohio State, 9/29/18
Tackles for Loss 0.5; Twice: Last Ohio State, 9/29/18



JOHN PETRISHEN 16

Safety | 6-0 | 202
Senior/Junior
Lower Burrell, Pa./Pittsburgh Central Catholic
Major: Communication Arts & Sciences

» 2018

Season: Appeared in six games.

Appalachian State (9/1): Played on special teams. **at Pittsburgh (9/8):** Saw time on special teams. **Kent State (9/15):** Earned playing time on defense and special teams. **at Illinois (9/21):** Saw time on special teams...Assisted on a tackle on a kickoff...Named the coaching staff's Special Teams Player of the Week. **Ohio State (9/29):** Saw playing time on special teams. **Michigan State (10/13):** Earned action on special teams.

» 2018 GAME-BY-GAME

Tackles (Solo-Assisted-Total)

APPALACHIAN STATE 0-0-0; at Pittsburgh 0-0-0; KENT STATE 0-0-0; at Illinois 0-1-1; OHIO STATE 0-0-0; MICHIGAN STATE 0-0-0.

» PETRISHEN'S CAREER STATISTICS & GAME HIGHS

	UA-A	TK	FF	FR	I	PBU	SACK	TFL
2018	2-1	3	-	-	-	-	-	1.0-2
2017	0-1	1	-	-	-	-	-	-
CAREER	2-2	4	-	-	-	-	-	1.0-2

Tackles 2; Georgia State, 9/16/17
Tackles for Loss 1.0; Georgia State, 9/16/17



JAKE PINEGAR 92

Kicker | 6-2 | 195
Freshman/Freshman
Ankeny, Iowa/Ankeny Centennial
Major: Division of Undergraduate Studies

» 2018

Season: Made six starts as placekicker...One of 15 true freshmen to make their debut this year...One of 33 players to make their Penn State debut this season...One of 12 players to make their first career start in 2018.

Rankings: Rank No. 5 in the Big Ten with 7.8 points per game and No. 5 in the conference with 47 points...One of six FBS kickers (two in the Big Ten) with 35 or more extra point attempts who has made 100 percent of their PATs.

Appalachian State (9/1): Earned his first career start...Connected on his only field goal attempt, a 32-yard kick in the second quarter...Hit all six extra point attempts...Named the coaching staff's Special Teams Player of the Week. **at Pittsburgh (9/8):** Made all seven extra point attempts. **Kent State (9/15):** Converted all nine extra point attempts. **at Illinois (9/21):** Made all nine extra point attempts. **Ohio State (9/29):** Connected on two field goals, hitting from 34 and 39 yards...Established career highs for field goals made and attempted while converting a career-long 39-yard kick...Hit both of his extra point attempts. **Michigan State (10/13):** Hit both of his extra point attempts...Converted a 20-yard field goal in the fourth quarter.

» PINEGAR'S CAREER SCORING STATISTICS & GAME HIGHS

	FGM-A	%	0-19	20-29	30-39	40-49	50+	LG	XP	PTS
2018	4-8	50.0	-	1-1	3-4	0-3	-	39	35-35	47
CAREER	4-8	50.0	-	1-1	3-4	0-3	-	39	35-35	47

Points Scored 8; Twice: Last Ohio State, 9/29/18
PATs Made 9; Twice: Last at Illinois, 9/21/18
PATs Attempted 9; Twice: Last at Illinois, 9/21/18
Field Goals Made 2; Ohio State, 9/29/18
Field Goals Attempted 3; Ohio State, 9/29/18
Longest Field Goal 39 yards; Ohio State, 9/29/18



BRANDON POLK 10

Wide Receiver | 5-9 | 180
Senior/Junior
Ashburn, Va./Briar Woods
Major: Criminology

» 2018

Season: Appeared in six games, making five starts.

Appalachian State (9/1): Caught two passes for 19 yards...Made a key 10-yard grab on fourth-and-2 on PSU's game-tying drive in the fourth quarter. **at Pittsburgh (9/8):** Made two grabs for 45 yards...Connected with Sean Clifford for a 34-yard score in the fourth quarter. **Kent State (9/15):** Caught two passes for a career-high 55 yards...Hauled in a career-long 41-yard touchdown. **Ohio State (9/29):** Made a 20-yard grab. **Michigan State (10/13):** Hauled in two catches for 23 yards.

» 2018 GAME-BY-GAME

Receiving (Receptions-Yards-TD)

APPALACHIAN STATE 2-19-0; at Pittsburgh 2-45-1; KENT STATE 2-55-1; at Illinois 0-0-0; OHIO STATE 1-20-0; MICHIGAN STATE 2-23-0.

» POLK'S CAREER STATISTICS & GAME HIGHS

	Att.-Yds.	Avg.	TD	LG	Rec.-Yds.	Avg.	TD	LG
2018	18-159	8.8	1	33	6-57	9.5	1	39
2016	-	-	-	-	2-18	9.0	-	14
2017	-	-	-	-	10-130	13.0	1	23
2018	-	-	-	-	9-162	18.0	2	41
CAREER	18-159	8.8	1	33	29-367	12.7	4	41

Rushing Attempts 3; Three Times: Last vs. Georgia, 1/2/16
Rushing Yards 50; at Temple, 9/15/15
Rushing Touchdowns 1; Buffalo, 9/12/15
Longest Rush 33 yards; at Temple, 9/15/15
Receptions 3; at Northwestern, 10/7/17
Receiving Yards 55; Kent State, 9/15/18
Receiving Touchdowns 1; Four Times: Last Kent State, 9/15/18
Longest Reception 41 yards; Kent State, 9/15/18

All-Purpose Yards 89; at Ohio State, 10/17/15

NOTE: Has 14 career kickoff returns for 304 yards (21.7 ypr).



EVAN PRESTA 58

Defensive Tackle | 6-3 | 279
Sophomore/Freshman
Erie, Pa./Cathedral Prep
Major: Division of Undergraduate Studies

» 2018

Season: Made one appearance...One of 33 players to make their Penn State debut this season.

Kent State (9/15): Saw time on defense.



JOHN REID 29
 Cornerback | 5-10 | 185
 Senior/Junior
 Mount Laurel, N.J./St. Joseph's Prep (Pa.)
 Major: Data Sciences

» 2018
Season: Made four starts.

Appalachian State (9/1): Recorded a solo tackle and a QB hurry. **at Illinois (9/21):** Broke up a pass in the first quarter. **Ohio State (9/29):** Made three tackles...Broke up a pass. **Michigan State (10/13):** Collected four tackles, including two solo...Broke up a pass.

» 2018 GAME-BY-GAME

Tackles (Solo-Assisted-Total)
 APPALACHIAN STATE 1-0-1; at Pittsburgh DNP; KENT STATE DNP; at Illinois 0-0-0; OHIO STATE 3-0-3; MICHIGAN STATE 2-2-4.

» REID'S CAREER STATISTICS & GAME HIGHS

	UA-A	TK	FF	FR	I	PBU	SACK	TFL
2015	18-11	29	1	1	2	5	-	1.0-2
2016	23-13	36	-	1	1	9	0.5-3	5.0-19
2017				DNP - Injury				
2018	6-2	8	-	-	-	3	-	-
CAREER	47-26	73	1	2	3	17	0.5-3	6.0-21

Tackles 5; Four Times: Last Maryland, 10/8/16
Sacks 0.5; Kent State, 9/3/16
Tackles for Loss 2.0; at Rutgers, 11/19/16
Forced Fumbles 1; vs. Maryland, 10/24/15
Fumble Recoveries 1; Twice: Last at Pittsburgh, 9/10/16
Interceptions 1; Three Times: Last Temple, 9/17/16
Long Interception Return 44 yards; Rutgers, 9/19/15
Pass Breakups 2; Four Times: Last vs. USC, 1/2/17

NOTE: Owns 22 career punt returns for 166 yards (7.5 ypr), all coming in 20.



MILES SANDERS 24
 Running Back | 5-11 | 207
 Junior/Junior
 Pittsburgh, Pa./Woodland Hills
 Major: Recreation, Parks and Tourism Management

» CAREER NOTES & RECORDS

Career: Became the 45th player in program history to rush for more than 1,000 yards...Ranks 43rd all-time with 1,075 rushing yards.

Season: Owns the Penn State season record with 33 kickoff returns in 2016, passing former teammate Grant Haley's mark of 32 from 2014...Ranks No. 2 on the school season list with 688 kickoff return yards in 2016 behind Chaz Powell (733 yards; 2011).

» 2018

Awards: Named Big Ten Offensive Player of the Week after Illinois (9/21) game...Tabbed the Rose Bowl Game Big Ten Player of the Week following the Illinois (9/21) game...Selected to Pro Football Focus Big Ten Team of the Week following the Pittsburgh (9/8) game...Member of the Maxwell Award Watch List...Among the candidates on the preseason watch list for the Doak Walker Award, given to the nation's top running back.

Season: Made six starts...Became the 28th player in program history to rush for 200 yards against Illinois (9/21)...One of six players in program history (nine occasions) to rush for 200 yards and three touchdowns in a game...Wore No. 8 in honor of Mark Allen for the Ohio State (9/29) game.

Rankings: Ranks No. 8 in the nation and No. 2 in the Big Ten with 116.7 rushing yards per game...Sits at No. 10 in the FBS and No. 2 in the conference with 700 rushing yards...Is No. 2 in the Big Ten and No. 11 in the FBS with 6.73 yards per carry...Ranks No. 2 in the Big Ten and No. 17 in the FBS with seven rushing touchdowns...Ranks No. 26 in the nation and No. 5 in the Big Ten with 126.3 all-purpose yards per game.

Appalachian State (9/1): Had 19 rushes for 91 yards, with 62 yards coming in the fourth quarter and overtime...Rushed for two touchdowns, including the go-ahead 4-yard score in overtime...Set a career high with three receptions for 20 yards...Named the coaching staff's Offensive Player of the Week. **at Pittsburgh (9/8):** Rushed for 118 yards on 16 carries...Earned his first career 100-yard rushing game...Had three runs of 20 or more yards, including a 41-yard run in the first quarter...Caught a 6-yard pass. **Kent State (9/15):** Rushed for 86 yards on 14 carries...Tied a career high with three catches and set a career best with 30 receiving yards. **at Illinois (9/21):** Rushed for a career-best 200 yards on 22 carries...Set a career high with three rushing touchdowns...Had a 48-yard rushing touchdown in the third quarter to go with 2-and 14-yard touchdown runs...Named the coaching staff's Offensive Player of the Week. **Ohio State (9/29):** Rushed for 43 yards on 16 carries...Scored on a 1-yard run...Made two catches. **Michigan State (10/13):** Rushed for 162 yards on 17 carries...Had a 48-yard touchdown run...Added a 78-yard run, the longest of his career.

» 2018 GAME-BY-GAME

Rushing (Carries-Yards-TD)
 APPALACHIAN STATE 19-91-2; at Pittsburgh 16-118-0; KENT STATE 14-86-0; at Illinois 22-200-3; OHIO STATE 16-43-1; MICHIGAN STATE 17-162-1.

Receiving (Receptions-Yards-TD)
 APPALACHIAN STATE 3-20-0; at Pittsburgh 1-6-0; KENT STATE 3-30-0; at Illinois 0-0-0; OHIO STATE 2-2-0; MICHIGAN STATE 0-0-0.

» SANDERS' CAREER OFFENSIVE STATISTICS & GAME HIGHS

	Att.-Yds.	Avg.	TD	LG	Rec.-Yds.	Avg.	TD	LG
2016	25-184	7.4	1	57	2-24	12.0	1	21
2017	31-191	6.2	2	31	6-30	5.0	-	7
2018	104-700	6.7	7	78	9-58	6.4	-	19
CAREER	160-1,075	6.7	10	78	17-112	6.6	1	21

Rushing Attempts 22; at Illinois, 9/21/18
Rushing Yards 200; at Illinois, 9/21/18
Rushing Touchdowns 3; at Illinois, 9/21/18
Longest Rush 78 yards; Michigan State, 10/13/18
Receptions 3; Twice: Last Kent State, 9/15/18
Receiving Yards 30; Kent State, 9/15/18
Receiving Touchdowns 1; at Purdue, 10/29/16
Longest Reception 21 yards; at Purdue, 10/29/16

100-yard Rushing Games 3; Last Michigan State (162), 10/13/18
200-yard Rushing Games 1; at Illinois (200), 9/21/18
2 or More Rushing Touchdowns 2 games; Last at Illinois (3), 9/21/18
3 or More Rushing Touchdowns 1 game; at Illinois (3), 9/21/18

» SANDERS' CAREER KICKOFF RETURN STATISTICS & GAME HIGHS

	No.	Yds.	Avg.	TD	LG
2016	33	688	20.8	-	48
2017	5	76	15.2	-	23
2018	-	-	-	-	-
CAREER	38	764	20.1	-	48

Kickoff Returns 4; Four Times: Last vs. Washington, 12/30/17
Kickoff Return Yards 89; Ohio State, 10/22/16
Longest Kickoff Return 48 yards; Iowa, 11/5/16
All-Purpose Yards 200; at Illinois, 9/21/18



NICK SCOTT 4
 Safety | 5-11 | 199
 Graduate/Senior
 Fairfax, Va./Fairfax
 Major: Labor & Employment Relations (2nd degree)

» 2018
Awards: Was a candidate on the preseason watch list for the Allstate AFCA Good Works Team.

Season: Made six starts...One of 10 Penn Staters to enter 2018 having already earned a degree...Graduated with his degree in psychology in May 2018.

Appalachian State (9/1): Made a career-best nine stops, with five solo...Notched his first career sack and tied career highs with a full tackle for loss and a pass breakup. **at Pittsburgh (9/8):** Assisted on two tackles. **Kent State (9/15):** Recorded four tackles, including a solo stop. **at Illinois (9/21):** Made five stops...Collected four solo tackles. **Ohio State (9/29):** Collected five tackles, including three solo. **Michigan State (10/13):** Tallied five tackles...Made four solo stops.

» 2018 GAME-BY-GAME

Tackles (Solo-Assisted-Total)
 APPALACHIAN STATE 5-4-9; at Pittsburgh 0-2-2; KENT STATE 1-3-4; at Illinois 4-1-5; OHIO STATE 3-2-5; MICHIGAN STATE 4-1-5.

» SCOTT'S CAREER STATISTICS & GAME HIGHS

	UA-A	TK	FF	FR	I	PBU	SACK	TFL
2015	5-3	8	-	-	-	-	-	-
2016	3-5	8	-	-	-	1	-	-
2017	17-16	33	-	1	-	-	-	1.5-2
2018	17-13	30	-	-	-	1	-	-
CAREER	42-37	79	-	1	-	2	-	1.5-2

Tackles 9; Appalachian State, 9/1/18
Tackles for Loss 1.0; Twice: Last vs. Appalachian State, 9/1/18
Pass Breakups 1; Twice: Last vs. Appalachian State, 9/1/18
Fumble Recoveries 1; Indiana, 9/30/17

NOTE: Has two career touchdowns, one coming on a fumble recovery vs. Indiana in 2018 and the other a rushing score vs. Army in 2015...Owns 624 all-purpose yards in his career (133 rushing, 43 receiving, 448 kickoff return)...Has one career touchdown pass, hitting Christian Hackenberg with a passing score vs. Illinois in 2015.



ANTONIO SHELTON 55
 Defensive Tackle | 6-2 | 308
 Junior/Sophomore
 Westerville, Ohio/Westerville-North
 Major: Journalism

» 2018
Season: Appeared in six games.

Appalachian State (9/1): Tied a career high with two tackles, including one solo. **at Pittsburgh (9/8):** Matched a career best with two tackles...Made one solo stop. **Kent State (9/15):** Assisted on a tackle. **Ohio State (9/29):** Recorded a solo tackle. **Michigan State (10/13):** Assisted on a tackle.

» 2018 GAME-BY-GAME

Tackles (Solo-Assisted-Total)
 APPALACHIAN STATE 1-1-2; PITTSBURGH 1-1-2; KENT STATE 0-1-1; ILLINOIS 0-0-0; OHIO STATE 1-0-1; MICHIGAN STATE 0-1-1.

» SHELTON'S CAREER STATISTICS & GAME HIGHS

	UA-A	TK	FF	FR	I	PBU	SACK	TFL
2017	0-5	5	-	-	-	-	1.0-4	1.5-5
2018	3-4	7	-	-	-	-	-	-
CAREER	3-9	12	-	-	-	-	1.0-4	1.5-5

Tackles 2; Four Times: Last at Pittsburgh, 9/8/18
Tackles for Loss 1.0; Georgia State, 9/16/17
Sacks 0.5; Twice: Last Rutgers, 11/11/17



JUSTIN SHORTER 6
Wide Receiver | 6-4 | 226
Freshman/Freshman
Monmouth Junction, N.J./South Brunswick
Major: Division of Undergraduate Studies

» 2018

Season: Appeared in one game...One of 15 true freshmen to make their debut this year...One of 33 players to make their Penn State debut this season.

Kent State (9/15): Made his college debut, seeing time on offense.



CHARLIE SHUMAN 79
Offensive Line | 6-8 | 324
Graduate Student/Senior
Pittsford, N.Y./Pittsford Sutherland
Major: Management & Organizational Leadership

» 2018

Season: Appeared in one game.

Kent State (9/15): Saw playing time on offense.



SHANE SIMMONS 34
Defensive End | 6-3 | 254
Junior/Sophomore
Laurel, Md./DeMatha
Major: Communication Arts & Sciences

» 2018

Season: Appeared in one game.

Michigan State (10/13): Made his season debut...Recorded two tackles, including one solo.

» 2018 GAME-BY-GAME

Tackles (Solo-Assisted-Total)

APPALACHIAN STATE DNP; at Pittsburgh DNP; KENT STATE DNP; at Illinois DNP; OHIO STATE DNP; MICHIGAN STATE 1-1-2.

» SIMMONS' CAREER STATISTICS & GAME HIGHS

	UA-A	TK	FF	FR	I	PBU	SACK	TFL
2017	8-7	15	-	-	-	-	1.0-1	4.5-13
2018	1-1	2	-	-	-	-	-	-
CAREER	9-8	17	-	-	-	-	1.0-1	4.5-13

Tackles 4; at Northwestern, 10/7/17

Tackles for Loss 1.0; Three Times: Last Rutgers, 11/11/17

Sacks 1.0; at Michigan State, 11/4/17



ZACH SIMPSON 64
Offensive Line | 6-3 | 302
Senior/Junior
Hollidaysburg, Pa./Hollidaysburg Area
Major: Economics

» 2018

Season: Appeared in six games.

Appalachian State (9/1): Saw playing time on special teams. **at Pittsburgh (9/8):** Earned playing time on special teams. **Kent State (9/15):** Saw playing time on offense and special teams. **at Illinois (9/21):** Saw game action on offense and special teams. **Ohio State (9/29):** Earned playing time on special teams. **Michigan State (10/13):** Saw playing time on special teams.



RICKY SLADE 4
Running Back | 5-9 | 198
Freshman/Freshman
Woodbridge, Va./C.D. Hylton
Major: Division of Undergraduate Studies

» 2018

Season: Appeared in five games...One of 15 true freshmen to make their debut this year...One of 33 players to make their Penn State debut this season.

Rankings: Ranks No. 12 in the Big Ten with four rushing touchdowns.

Appalachian State (9/1): Made first career appearance...Rushed six times for 39 yards...Tallied his first career touchdown on a 27-yard run in the third quarter. **at Pittsburgh (9/8):** Rushed for 13 yards on four carries. **Kent State (9/15):** Earned five carries...Scored on a 2-yard run in the third quarter. **at Illinois (9/21):** Ran for 94 yards on 10 carries...Rushed for two scores, including a 61-yard run in the fourth quarter...Scored on a 1-yard run. **Michigan State (10/13):** Had one carry for 8 yards.

» 2018 GAME-BY-GAME

Rushing (Carries-Yards-TD)

APPALACHIAN STATE 6-39-1; at Pittsburgh 4-13-0; KENT STATE 5-1-1; at Illinois 10-94-2; OHIO STATE DNP; MICHIGAN STATE 1-8-0.

» SLADE'S CAREER STATISTICS & GAME HIGHS

	Att.-Yds.	Avg.	TD	LG	Rec.-Yds.	Avg.	TD	LG
2018	26-155	5.9	4	61	-	-	-	-
CAREER	26-155	5.9	4	61	-	-	-	-

Rushing Attempts 10; at Illinois, 9/21/18

Rushing Yards 94; at Illinois, 9/21/18

Rushing Touchdowns 2; at Illinois, 9/21/18

Longest Rush 61 yards; at Illinois, 9/21/18

2 or more Rushing Touchdowns 1 game; at Illinois (2), 9/21/18



TOMMY STEVENS 2
Quarterback | 6-5 | 235
Senior/Junior
Indianapolis, Ind./Decatur Central
Major: Telecommunications

» CAREER NOTES AND RECORDS

Career: Ranks No. 8 on Penn State's career quarterback rushing yardage list with 388 yards...Has two career multi-touchdown games, with both coming in 2017...Rushed for three scores and threw a touchdown pass at Maryland (11/25/17)...Threw a touchdown and caught a touchdown pass vs. Georgia State (9/16/17).

2017: Finished No. 17 on the single-season quarterback rushing yardage charts (190)...Tied for No. 7 on the single-game quarterback rushing yardage list with 113 yards against Maryland. **2016:** His rushing yardage (198) sits No. 16 on the single-season charts for a quarterback.

Game: Became the second Penn State quarterback in program history with 100-plus rushing yards and three rushing touchdowns in a game, joining Eugene "Shorty" Miller, who had 250 yards and five touchdowns rushing in 1913 vs. Carnegie Tech (*per ESPN Stats & Info*).

» 2018

Season: Appeared in one game.

Ohio State (9/29): Made his season debut in the "Lion" position...Had three rushes.

» 2018 GAME-BY-GAME

Passing (Comp-Att-Yds-TD-INT)

APPALACHIAN STATE DNP; at Pittsburgh DNP; KENT STATE DNP; at Illinois DNP; OHIO STATE 0-0-0-0-0; MICHIGAN STATE DNP.

» STEVENS' CAREER PASSING STATISTICS & GAME HIGHS

	C-A	Yds.	%	TD-INT	YPG	LG
2016	2-3	36	66.7	-	5.1	26
2017	14-27	158	51.9	3-0	19.8	35
2018	-	-	-	-	-	-
CAREER	16-30	194	53.3	3-0	12.9	35

Pass Completions 4; at Northwestern, 10/7/17

Pass Attempts 7; Twice: Last at Maryland, 11/25/17

Passing Yards 43; Georgia State, 9/16/17

Passing Touchdowns 1; Three Times: Last at Maryland, 11/25/17

Long Pass 35 yards; Georgia State, 9/16/17

» 2018 GAME-BY-GAME

Rushing (Carries-Yards-TD)

APPALACHIAN STATE DNP; at Pittsburgh DNP; KENT STATE DNP; at Illinois DNP; OHIO STATE 3-(-12)-0; MICHIGAN STATE DNP.

Receiving (Receptions-Yards-TD)

APPALACHIAN STATE DNP; at Pittsburgh DNP; KENT STATE DNP; at Illinois DNP; OHIO STATE 0-0-0; MICHIGAN STATE DNP.

» STEVENS' CAREER OFFENSIVE STATISTICS & GAME HIGHS

SEASON	Att.-Yds.	Avg.	TD	LG	Rec.-Yds.	Avg.	TD	LG
2016	21-198	9.4	2	45	-	-	-	-
2017	27-190	7.0	4	21	12-60	5.0	2	13
2018	3-(-12)	-4.0	-	2	-	-	-	-
CAREER	51-376	7.4	6	45	12-60	5.0	2	13

Rushing Attempts 12; at Maryland, 11/25/17

Rushing Yards 113; at Maryland, 11/25/17

Rushing Touchdowns 3; at Maryland, 11/25/17

Longest Rush 45 yards; Iowa, 11/5/16

Receptions 3; vs. Washington, 12/30/17

Receiving Yards 22; Nebraska, 11/18/17

Receiving Touchdowns 1; Twice: Last at Northwestern, 10/7/17

Longest Reception 13 yards; Nebraska, 11/18/17

All-Purpose Yards 117; at Maryland, 11/25/17

Total Offense 128; at Maryland, 11/25/17



CAM SULLIVAN-BROWN 81
Wide Receiver | 6-0 | 189
Sophomore/Freshman
Bowie, Md./Saint Vincent Pallotti
Major: Division of Undergraduate Studies

» 2018

Season: Appeared in six games...One of 33 players to make their Penn State debut this season.

Appalachian State (9/1): Made his first career appearance...Saw playing time on offense. **at Pittsburgh (9/8):** Earned snaps on offense. **Kent State (9/15):** Saw playing time on offense and special teams. **at Illinois (9/21):** Played on offense and special teams. **Ohio State (9/29):** Saw playing time on offense and special teams. **Michigan State (10/13):** Hauled in a 7-yard reception, the first reception of his career.

» 2018 GAME-BY-GAME

Receiving (Receptions-Yards-TD)

APPALACHIAN STATE 0-0-0; at Pittsburgh 0-0-0; KENT STATE 0-0-0; at Illinois 0-0-0; OHIO STATE 0-0-0; MICHIGAN STATE 1-7-0.

» SULLIVAN-BROWN'S CAREER STATISTICS & GAME HIGHS

SEASON	Att.-Yds.	Avg.	TD	LG	Rec.-Yds.	Avg.	TD	LG
2018	-	-	-	-	1-7	7.0	-	7
CAREER	-	-	-	-	1-7	7.0	-	7

Receptions 1; Michigan State, 10/13/18

Receiving Yards 7; Michigan State, 10/13/18

Longest Reception 7 yards; Michigan State, 10/13/18



JONATHAN SUTHERLAND 26

Safety | 5-11 | 196
Sophomore/Freshman
Ottawa, Ont./Episcopal (Va.)
Major: Division of Undergraduate Studies

» 2018

Season: Appeared in six games...One of 33 players to make their Penn State debut this season.

Appalachian State (9/1): Saw playing time on special teams...Assisted on a tackle. **at Pittsburgh (9/8):** Made two solo stops while seeing time on defense and special teams. **Kent State (9/15):** Recorded five tackles, making four solo stops...Collected his first career tackle for loss. **at Illinois (9/21):** Recorded a team-leading and career-high, eight tackles...Matched a career best with a full tackle for loss. **Ohio State (9/29):** Earned playing time on defense and special teams. **Michigan State (10/13):** Recorded three tackles, including one solo.


» 2018 GAME-BY-GAME

Tackles (Solo-Assisted-Total)
APPALACHIAN STATE 0-1-1; at Pittsburgh 2-0-2; KENT STATE 4-1-5; at Illinois 6-2-8; OHIO STATE 0-0-0; MICHIGAN STATE 1-2-3.

» SUTHERLAND'S CAREER STATISTICS & GAME HIGHS

	UA-A	TK	FF	FR	I	PBU	SACK	TFL
2018	13-6	19	-	-	-	-	-	2.0-4
CAREER	13-6	19	-	-	-	-	-	2.0-4

Tackles8; at Illinois, 9/21/18
Tackles for Loss1.0; Twice: Last at Illinois, 9/21/18




NICK TARBURTON 46

Defensive End | 6-3 | 246
Freshman/Freshman
Green Lane, Pa./Penndridge
Major: Division of Undergraduate Studies

» 2018

Season: Appeared in two games...One of 15 true freshmen to make their debut this year...One of 33 players to make their Penn State debut this season.

Appalachian State (9/1): Made his college debut, seeing time on defense and special teams. **at Pittsburgh (9/8):** Earned playing time on defense and special teams.



GARRETT TAYLOR 17

Safety | 6-0 | 206
Senior/Junior
Richmond, Va./Saint Christopher's
Major: Advertising & Public Relations (Smeal Business Cert.)

» 2018

Season: Made six starts...One of 12 players to make their first career start this season.

Rankings: Sits No. 4 Big Ten and ranks No. 21 in the FBS with 1.3 passes defended per game...Ranks No. 8 in the Big Ten and No. 37 in the FBS with two interceptions...Is No. 43 in the nation and No. 8 in the conference with 0.3 interceptions per game.

Appalachian State (9/1): Earned his first career start...Made a career-high eight tackles, including six solo. **at Pittsburgh (9/8):** Collected five tackles, making two solo stops. **Kent State (9/15):** Made three tackles, two solo...Broke up a pass. **at Illinois (9/21):** Recorded seven tackles...Had a career-high 1.5 tackles for loss...Named the coaching staff's Defensive Player of the Week. **Ohio State (9/29):** Recorded his first career interception, returning it 45 yards...Collected four tackles. **Michigan State (10/13):** Tallied six tackles, including five solo...Had an interception in the third quarter, returning it 37 yards...Forced a fumble for the first time in his career...Broke up a career-high five passes.

» 2018 GAME-BY-GAME

Tackles (Solo-Assisted-Total)
APPALACHIAN STATE 6-2-8; at Pittsburgh 2-3-5; KENT STATE 2-1-3; at Illinois 6-1-7; OHIO STATE 1-3-4; MICHIGAN STATE 5-1-6.

» TAYLOR'S CAREER STATISTICS & GAME HIGHS

	UA-A	TK	FF	FR	I	PBU	SACK	TFL
2016	1-1	2	-	-	-	1	-	-
2017	6-6	12	-	1	-	1	-	-
2018	22-11	23	1	-	2	6	-	1.5-7
CAREER	29-18	47	1	1	2	8	-	1.5-7

Tackles8; Appalachian State, 9/1/18
Tackles For Loss1.5; at Illinois, 9/21/18
Forced Fumbles1; Michigan State, 10/13/18
Fumble Recoveries1; Rutgers, 11/11/17
Interceptions1; Twice: Last Michigan State, 10/13/18
Pass Breakups5; Michigan State, 10/13/18



JOHNATHAN THOMAS 20

Running Back | 5-11 | 221
Graduate/Senior
Peabody, Mass./St. John's Prep
Major: Journalism (3rd degree)

» 2018

Season: Appeared in six games...One of 10 Penn Staters to enter 2018 having already earned a degree...Has two degrees, graduating with his degree in sociology in December 2017 and a second degree in criminology in May 2018.

Appalachian State (9/1): Saw playing time on special teams. **at Pittsburgh (9/8):** Appeared on special teams. **Kent State (9/15):** Rushed for a career-high 84 yards on three carries...Scored on a 15-yard run in the fourth quarter...Had a career-long 69-yard run. **at Illinois (9/21):** Returned his first career kickoff for 20 yards. **Ohio State (9/29):** Saw playing time on special teams. **Michigan State (10/13):** Earned action on special teams.

» 2018 GAME-BY-GAME

Rushing (Carries-Yards-TD)
APPALACHIAN STATE 0-0-0; at Pittsburgh 0-0-0; KENT STATE 3-84-1; at Illinois 0-0-0; OHIO STATE 0-0-0; MICHIGAN STATE 0-0-0.

» THOMAS' CAREER STATISTICS & GAME HIGHS

	Att.-Yds.	Avg.	TD	LG	Rec.-Yds.	Avg.	TD	LG
2015	11-42	3.8	-	11	-	-	-	-
2016	-	-	-	-	-	-	-	-
2017	-	-	-	-	-	-	-	-
2018	3-84	28.0	1	69	-	-	-	-
CAREER	14-126	9.0	1	69	-	-	-	-

Rushing Attempts3; Kent State, 9/15/18
Rushing Yards84; Kent State, 9/15/18
Long Rush69 yards; Kent State, 9/15/18
Total Offense Yards84; Kent State, 9/15/18
All-Purpose Yards84; Kent State, 9/15/18

NOTE: Has five career tackles, all coming on special teams in 2017...Has one career kick-off return for 20 yards at Illinois (9/21/18).



DeANDRE THOMPKINS 3

Wide Receiver | 5-11 | 188
Graduate/Senior
Hubert, N.C./Swansboro
Major: Criminology (2nd degree)

» CAREER NOTES AND RECORDS

Career: Tied for fourth all-time at Penn State with two career punt return touchdowns, matching 10 other Nittany Lions (most recently: Larry Johnson, 1998-2002)...Ranks 29th in at PSU in career receiving yards (1,027).

Game: Set a school record for punt return average in a game with 31.8 yard per return vs. Akron (9/2/17), besting Derrick Williams' mark of 31.7 vs. Temple (2006).

» 2018

Awards: Selected to the Pro Football Focus Big Ten Team of the Week following the Kent State (9/15) game.

Season: Appeared in five games, making one start...Became 31st Nittany Lion with over 1,000 career receiving yards...One of 10 Penn Staters to enter 2018 having already earned a degree...Graduated with his degree in psychology in December 2017.

Rankings: Ranks No. 3 in the FBS and leads the Big Ten with one punt return touchdown...Sits at No. 2 in the conference and No. 18 in the nation with a 11.5 punt return average.

Appalachian State (9/1): Had a 29-yard punt return in the first quarter. **at Pittsburgh (9/8):** Returned a punt 39 yards for a touchdown in the third quarter, his second career punt return touchdown. **Kent State (9/15):** Caught four passes for 101 yards, recording his second career 100-yard game...Hauled in a 40-yard touchdown pass and made a 39-yard grab...Returned three punts for 62 yards, including a long return of 32 yards. **at Illinois (9/21):** Caught two passes for 10 yards...Returned two punts for 30 yards, including a 22-yard return. **Ohio State (9/29):** Had four punt returns. **Michigan State (10/13):** Returned three punts for 17 yards, including a 15-yard return.

» 2018 GAME-BY-GAME

Receiving (Receptions-Yards-TD)
APPALACHIAN STATE 0-0-0; at Pittsburgh 0-0-0; KENT STATE 4-101-1; at Illinois 2-10-0; OHIO STATE 0-0-0; MICHIGAN STATE 0-0-0.

» THOMPKINS' CAREER OFFENSIVE STATISTICS & GAME HIGHS

	Att.-Yds.	Avg.	TD	LG	Rec.-Yds.	Avg.	TD	LG
2015	5-12	2.4	1	6	3-33	11.0	-	31
2016	-	-	-	-	27-440	16.3	1	70
2017	-	-	-	-	28-443	15.8	3	70
2018	-	-	-	-	6-111	18.5	1	40
CAREER	5-12	2.4	1	6	64-1027	16.0	5	70

Rush Attempts2; Twice: Last Indiana, 10/10/15
Rush Yards11; Indiana, 10/10/15
Rushing Touchdowns1; Rutgers, 9/19/15
Long Rush6 yards; Indiana, 10/10/15

Receptions6; Northwestern, 10/7/17
Receiving Yards102; at Michigan State, 11/4/17
Receiving Touchdowns1; Five Times: Last Kent State, 9/15/18
Long Reception70 yards; Twice: Last at Michigan State, 11/4/17

100-yard Receiving Games2; Last Kent State, 9/15/18

» 2018 GAME-BY-GAME

Punt Returns (Returns-Yards-TD-YPR)

APPALACHIAN STATE 1-29-0-29.0; at Pittsburgh 2-38-1-19.0; KENT STATE 3-62-0-20.6; at Illinois 2-30-0-15.0; OHIO STATE 4-(-3)-0-(-0.7); MICHIGAN STATE 3-17-0-5.6.

» THOMPkins' CAREER PUNT RETURN STATISTICS & GAME HIGHS

	No.	Yds.	Avg.	TD	LG
2015	23	178	7.7	-	58
2016	1	2	2.0	-	2
2017	24	319	13.3	1	61
2018	15	173	11.5	1	39
CAREER	62	672	10.8	2	61

Punt Returns..... 5; Indiana, 10/10/15
Punt Return Yards..... 127; Akron, 9/2/17
Long Punt Return..... 61 yards; Akron, 9/2/17
Punt Return Touchdowns..... 1; Twice: Last at Pittsburgh (39 yards), 9/8/18

Total Offense Yards..... 101; Kent State, 9/15/18
All-Purpose Yards..... 163; Kent State, 9/15/18

NOTE: Owns one kickoff return for 5 yards (vs. Iowa, 11/5/16).



C.J. THORPE 69

Offensive Line/Defensive Tackle | 6-3 | 322

Sophomore/Freshman

Glenshaw, Pa./Central Catholic

Major: Division of Undergraduate Studies

» 2018

Season: Appeared in six games...One of 33 players to make their Penn State debut this season...Moved from offensive line to defensive tackle after Illinois (9/21) game.

Appalachian State (9/1): Saw playing time on special teams. **at Pittsburgh (9/8):** Appeared on offense and special teams. **Kent State (9/15):** Received playing time on offense and special teams. **at Illinois (9/21):** Saw game action on offense and special teams. **Ohio State (9/29):** Played his first game as a defensive tackle...Recorded a solo tackle. **Michigan State (10/13):** Assisted on a tackle.

» 2018 GAME-BY-GAME

Tackles (Solo-Assisted-Total)

APPALACHIAN STATE 0-0-0; at Pittsburgh 0-0-0; KENT STATE 0-0-0; at Illinois 0-0-0; OHIO STATE 1-0-1; MICHIGAN STATE 0-1-1.

» THORPE'S CAREER STATISTICS & GAME HIGHS

	UA-A	TK	FF	FR	I	PBU	SACK	TFL
2018	1-1	2	-	-	-	-	-	-
CAREER	1-1	2	-	-	-	-	-	-

Tackles..... 1; Twice: Last Michigan State, 10/13/18



SHAKA TONEY 18

Defensive End | 6-3 | 241

Junior/Sophomore

Philadelphia, Pa./Imhotep Charter

Major: Telecommunications

» 2018

Season: Appeared in six games...Wore No. 97 in honor of Ryan Buchholz for Ohio State (9/29) game.

Appalachian State (9/1): Saw playing time on defense. **at Pittsburgh (9/8):** Made a career-high five tackles, all solo...Recorded two tackles for loss, tying a personal best, and a sack. **Kent State (9/15):** Recorded three tackles, one solo, and a half tackle for loss. **at Illinois (9/21):** Collected two tackles...Made one tackle for loss. **Ohio State (9/29):** Assisted on three tackles. **Michigan State (10/13):** Broke up a pass...Registered a QB hurry.

» 2018 GAME-BY-GAME

Tackles (Solo-Assisted-Total)

APPALACHIAN STATE 0-0-0; at Pittsburgh 5-0-5; KENT STATE 1-2-3; at Illinois 1-1-2; OHIO STATE 0-3-3; MICHIGAN STATE 0-0-0.

» TONEY'S CAREER STATISTICS & GAME HIGHS

	UA-A	TK	FF	FR	I	PBU	SACK	TFL
2017	8-12	20	2	-	-	-	4.0-31	6.5-39
2018	7-6	13	-	-	-	1	1.0-11	3.5-18
CAREER	15-18	33	2	-	-	1	5.0-42	10.0-57

Tackles..... 5; at Pittsburgh, 9/8/18

Tackles for Loss..... 2.0; Three Times: Last at Pittsburgh, 9/8/18

Sacks..... 2.0; at Northwestern, 10/7/17

Forced Fumble..... 1; Twice: Last at Northwestern, 10/7/17

Pass Breakups..... 1; Michigan State, 10/13/18



KYLE VASEY 96

Long Snapper | 6-2 | 226

5th/Senior

Lackawaxen, Pa./Wallenpaupack

Major: Rehabilitation & Human Services

» 2018

Season: Appeared in six games.

Appalachian State (9/1): Helped Blake Gillikin to average 43.0 yards per punt and Jake Pinegar to hit a 32-yard field goal and all six extra points. **at Pittsburgh (9/8):** Appeared on special teams...Aided Blake Gillikin to a 42.6 punt average...Helped Jake Pinegar to hit all seven extra point attempts...Helped Blake Gillikin to average 48.5 yards per punt. **at Illinois (9/21):** Helped Jake Pinegar to convert nine extra point attempts...Assisted Blake Gillikin in dropping his 54th career punt inside the 20. **Ohio State (9/29):** Aided Jake Pinegar in making two field goals, including a career-long 39-yard kick, and both of his extra point attempts...Helped Blake Gillikin to set career highs for punts (8) and punt yards (312), while dropping three punts inside the 20. **Michigan State (10/13):** Helped Jake Pinegar to hit both of his extra point attempts and a 20-yard field goal...Aided Blake Gillikin as he tied a career high with eight punts and set a career high with 364 yards, while dropping one punt inside the 20.

NOTE: Has one career tackle on punt coverage vs. Nebraska (2018).



JASON VRANIC 51

Linebacker | 6-0 | 224

Senior/Senior

Wheatfield, N.Y./Erie C.C.

Major: Kinesiology

» 2018

Season: Appeared in one game this season.

Kent State (9/15): Earned playing time on defense and special teams...Assisted on one tackle.

» 2018 GAME-BY-GAME

Tackles (Solo-Assisted-Total)

APPALACHIAN STATE DNP; at Pittsburgh DNP; KENT STATE 0-1-1; at Illinois DNP; OHIO STATE DNP; MICHIGAN STATE DNP.

» VRANIC'S CAREER STATISTICS & GAME HIGHS

	UA-A	TK	FF	FR	I	PBU	SACK	TFL
2017	1-0	1	-	-	-	-	-	-
2018	0-1	1	-	-	-	-	-	-
CAREER	1-1	2	-	-	-	-	-	-

Tackles..... 1; Twice: Last Kent State, 9/15/18



LAMONT WADE 38

Cornerback | 5-9 | 195

Sophomore/Sophomore

Clairton, Pa./Clairton

Major: Division of Undergraduate Studies

» 2018

Season: Appeared in six games.

Appalachian State (9/1): Saw playing time on defense and special teams...Assisted on one tackle. **at Pittsburgh (9/8):** Recorded four tackles, making two solo stops. **Kent State (9/15):** Made three tackles...Recorded his first two career tackles for loss, including a solo sack. **Michigan State (10/13):** Made four stops, including three solo.

» 2018 GAME-BY-GAME

Tackles (Solo-Assisted-Total)

APPALACHIAN STATE 0-1-1; at Pittsburgh 2-2-4; KENT STATE 3-0-3; at Illinois 0-0-0; OHIO STATE 0-0-0; MICHIGAN STATE 3-1-4.

» WADE'S CAREER STATISTICS & GAME HIGHS

	UA-A	TK	FF	FR	I	PBU	SACK	TFL
2017	14-17	31	1	-	-	3	-	-
2018	8-4	12	-	-	-	-	1.0-7	2.0-9
CAREER	22-21	43	1	-	-	3	1.0-7	2.0-9

Tackles..... 5; Twice: Last Nebraska, 11/18/17

Tackles for Loss..... 2.0; Kent State, 9/15/18

Sacks..... 1.0; Kent State, 9/15/18

Forced Fumbles..... 1; Rutgers, 11/11/17

Pass Breakups..... 1; Three Times: Last Nebraska, 11/18/17



RASHEED WALKER 53

Offensive Line | 6-6 | 308

Freshman/Freshman


Waldorf, Md./North Point

Major: Division of Undergraduate Studies

» 2018

Season: Appeared in one game...One of 15 true freshmen to make their debut this year...One of 33 players to make their Penn State debut this season.

Kent State (9/15): Saw playing time on offense.



ROBERT WINDSOR 54
 Defensive Tackle | 6-4 | 304
 Senior/Junior
 Fond Du Lac, Wis./Fond Du Lac
 Major: Telecommunications

» 2018

Season: Made six starts.

Appalachian State (9/1): Assisted on two tackles. **at Pittsburgh (9/8):** Made two tackles, including one solo. **Kent State (9/15):** Started at defensive tackle. **at Illinois (9/21):** Made a career-best six tackles, including three solo stops...Set a career mark with 2.5 tackles for loss and 1.5 sacks...Had a forced fumble. **Ohio State (9/29):** Recorded five tackles, including two solo...Assisted on a sack and registered a full tackle for loss... Added a QB hurry. **Michigan State (10/13):** Collected two tackles... Assisted on a sack.

» 2018 GAME-BY-GAME

Tackles (Solo-Assisted-Total)

APPALACHIAN STATE 0-2-2; at Pittsburgh 1-1-2; KENT STATE 0-0-0; at Illinois 3-3-6; OHIO STATE 2-3-5; MICHIGAN STATE 0-2-2.

» WINDSOR'S CAREER STATISTICS & GAME HIGHS

	UA-A	TK	FF	FR	I	PBU	SACK	TFL
2016	9-14	23	-	-	-	-	1.0-6	1.5-6
2017	6-13	19	1	3	-	-	2.0-14	2.5-15
2018	6-11	17	1	-	-	-	2.5-16	4.0-20
CAREER	21-38	59	2	3	-	-	5.5-36	8.0-41

Tackles 6; Illinois, 9/21/18

Sacks 1.5; Illinois, 9/21/18

Tackles For Loss 2.5; Illinois, 9/21/18

Forced Fumbles 1; Twice: Last at Illinois, 9/21/18

Fumble Recoveries 1; Three Times: Last at Maryland, 11/25/17



CHASZ WRIGHT 77
 Offensive Line | 6-7 | 348
 Graduate/Senior
 Woodbridge, Va./Milford Academy
 Major: Communication Arts and Sciences (2nd degree)

» 2018

Season: Appeared in six games, including one start at right tackle...One of 10 Penn Staters to enter 2018 having already earned a degree...Graduated with his degree in telecommunications in May 2018.

Appalachian State (9/1): Helped the Nittany Lion offense to 434 yards, including 204 on the ground...Cleared the way for five rushing touchdowns, including two by Trace McSorley and two by Miles Sanders... Helped McSorley to collect his 17th game with a passing and a rushing touchdown...Sanders had 91 yards, while Ricky Slade scored his first career touchdown, a 27-yard run. **at Pittsburgh (9/8):** Saw playing time on offense and special teams. **Kent State (9/15):** Earned playing time on offense and special teams. **at Illinois (9/21):** Saw game action on offense and special teams. **Ohio State (9/29):** Saw playing time on special teams. **Michigan State (10/13):** Earned playing time on special teams.

SCORING SUMMARY

Plays	Yds.	Time	Result	Qtr.	Scoring Play
APPALACHIAN STATE (7)					
7	75	2:58	TD	1	McSorley 12-yard run (Pinegar kick)
12	77	4:32	FG	2	Pinegar 32-yard field goal
8	65	3:22	TD	3	McSorley 10-yard run (Pinegar kick)
8	72	3:40	TD	3	Slade 27-yard run (Pinegar kick)
6	75	2:22	TD	4	Sanders 2-yard run (Pinegar kick)
7	48	0:57	TD	4	Hamler 15-yard pass from McSorley (Pinegar kick)
4	25	-	TD	OT	Sanders 4-yard run (Pinegar kick)
PITTSBURGH (8)					
3	63	1:09	TD	1	Hamler 32-yard run (Pinegar kick)
3	35	0:33	TD	2	Hamler 14-yard pass from McSorley (Pinegar kick)
8	40	2:39	TD	3	McSorley 4-yard run (Pinegar kick)
-	-	-	Safety	-	TEAM (holding in end zone)
-	39	-	TD	3	Thompkins 39-yard punt return (Pinegar kick)
5	64	2:29	TD	4	Hippenhammer 11-yard pass from McSorley (Pinegar kick)
12	61	4:00	TD	4	Allen 4-yard run (Pinegar kick)
1	34	0:11	TD	4	Polk 34-yard pass from Clifford (Pinegar kick)
KENT STATE (9)					
5	75	2:09	TD	1	Thompkins 40-yard pass from McSorley (Pinegar kick)
9	75	3:02	TD	1	McSorley 1-yard run (Pinegar kick)
7	31	3:00	TD	1	McSorley 2-yard run (Pinegar kick)
4	43	0:21	TD	2	McSorley 13-yard run (Pinegar kick)
8	57	3:03	TD	3	Allen 7-yard run (Pinegar kick)
2	41	0:35	TD	3	Slade 2-yard run (Pinegar kick)
8	70	3:50	TD	3	Polk 41-yard pass from McSorley (Pinegar kick)
3	98	1:12	TD	4	George 95-yard pass from Clifford (Pinegar kick)
3	80	1:11	TD	4	Thomas 15-yard run (Pinegar kick)
ILLINOIS (9)					
9	70	3:32	TD	1	Sanders 14-yard run (Pinegar kick)
11	75	4:24	TD	2	Sanders 2-yard run (Pinegar kick)
8	66	3:14	TD	2	Freiermuth 5-yard pass from McSorley (Pinegar kick)
5	80	2:00	TD	3	Sanders 48-yard run (Pinegar kick)
11	60	6:11	TD	4	Ju. Johnson 16-yard pass from McSorley (Pinegar kick)
1	21	0:09	TD	4	Hamler 21-yard pass from McSorley (Pinegar kick)
2	66	0:36	TD	4	Slade 61-yard run (Pinegar kick)
6	54	2:48	TD	4	Slade 1-yard run (Pinegar kick)
2	10	0:50	TD	4	J. Brown 6-yard run (Pinegar kick)
OHIO STATE (5)					
8	63	3:37	FG	1	Pinegar 34-yard field goal
4	7	1:30	FG	2	Pinegar 39-yard field goal
3	93	1:03	TD	2	Hamler 93-yard pass from McSorley (Pinegar kick)
6	73	2:22	TD	4	Freiermuth 2-yard pass from McSorley (Pinegar kick)
7	52	2:18	TD	4	Sanders 1-yard run (Hippenhammer rush failed)
MICHIGAN STATE (3)					
4	94	1:32	TD	1	Hamler 5-yard pass from McSorley (Pinegar kick)
5	64	2:18	TD	2	Sanders 48-yard run (Pinegar kick)
11	55	5:15	FG	4	Pinegar 20-yard field goal

PENN STATE GAME-BY-GAME

	App	at Pitt	KSU	at ILL	OSU	MSU	at IND	IOWA	at MICH	WIS	at RU	UMD
First Downs	24	23	26	31	22	14						
Rushing	10	10	14	20	9	5						
Passing	11	8	9	7	9	9						
Penalty	3	5	3	4	4	0						
Net Yards Rushing	205	211	297	387	206	205						
Rushing Attempts	44	33	45	51	44	32						
Average Per Rush	4.7	6.4	6.6	7.6	4.7	6.4						
Rushing Touchdowns	5	3	6	6	1	1						
Yards Gained	220	244	307	402	248	215						
Yards Lost	15	33	10	15	42	10						
Net Yards Passing	229	179	346	204	286	192						
Completions	20	15	14	13	16	19						
Attempts	35	31	25	20	32	32						
Interceptions	0	0	1	1	0	0						
Yards Per Attempt	6.5	5.8	13.8	10.2	8.9	6.0						
Yards Per Completion	11.5	11.9	24.7	15.7	17.9	10.1						
Passing Touchdowns	1	3	3	3	2	1						
Total Offensive Yards	434	390	643	591	492	397						
Plays	79	64	70	71	76	64						
Yards Per Play	5.5	6.1	9.2	8.3	6.5	6.2						
Fumbles-Lost	--	3-2	2-0	2-1	2-1	1-1						
Penalties-Yards	2-10	4-45	9-85	8-72	7-64	6-41						
Punts-Yards	5-215	5-213	2-97	1-42	8-312	8-364						
Yards Per Punt	43.0	42.6	48.5	42.0	39.0	45.5						
Net Yards Per Punt	40.8	43.6	28.5	42.0	39.2	39.8						
Inside 20	1	4	0	1	3	1						
50+ Yard Kicks	1	2	1	0	1	1						
Touchbacks	0	0	2	0	0	1						
Fair Catch	3	1	0	0	3	1						
Kickoffs-Yards	6-361	8-408	10-618	10-606	6-390	4-259						
Yards Per Kickoff	60.2	51.0	61.8	60.6	65.0	64.8						
Net Yards Per Kickoff	30.2	40.5	42.2	45.4	40.0	42.2						
Touchbacks	2	2	6	5	6	3						
Punt Returns	1	2	5	3	5	4						
Yards	29	38	93	47	7	17						
Touchdowns	0	1	0	0	0	0						
Yards Per Return	29.0	19.0	18.6	15.7	1.4	4.2						
Kickoff Returns	1	3	1	2	3	3						
Yards	52	73	52	32	47	57						
Touchdowns	0	0	0	0	0	0						
Yards Per Return	52.0	24.3	52.0	16.0	15.7	19.0						
Interceptions	1	1	0	2	1	1						
Yards	0	0	0	28	45	37						
Touchdowns	0	0	0	0	0	0						
Fumble Recoveries	0	2	0	0	0	0						
Returns-Yards	0-0	1-0	0-0	0-0	0-0	0-0						
Touchdowns	0	0	0	0	0	0						
Miscellaneous Yards	0	0	0	0	0	0						
Possession Times	27:32	25:38	28:22	29:55	31:39	25:48						
1st Quarter	6:37	3:49	8:11	9:06	10:49	5:14						
2nd Quarter	8:31	7:05	7:36	8:15	7:29	6:34						
3rd Quarter	7:02	7:55	7:28	8:04	5:47	6:49						
4th Quarter	5:22	6:49	5:07	4:30	7:34	7:11						
3rd-Down Conversions	6-15	4-11	5-12	9-11	3-17	3-14						
4th-Down Conversions	1-2	0-0	2-3	0-0	1-3	0-1						
Red Zone Scoring	6-6	4-4	6-6	6-6	3-3	2-3						
Touchdowns	5	4	6	6	2	2						
Field Goals	1	0	0	0	1	1						
Sacks By-Yards	2-14	4-31	7-46	2-14	1-2	3-14						
PAT Kicks	6-6	7-7	9-9	9-9	2-2	2-2						
Field Goals	1-1	0-1	0-0	0-1	2-3	1-2						
Total Points	45	51	63	63	26	17						
Touchdowns Rushing	5	3	6	6	1	1						
Touchdowns Passing	1	3	3	3	2	1						
Touchdown Returns	0	1	0	0	0	0						
Other Touchdowns	0	0	0	0	0	0						
Safeties	0	1	0	0	0	0						
Kick PAT-Attempts	6-6	7-7	9-9	9-9	2-2	2-2						
2pt PAT-Attempts	0-0	0-0	0-0	0-0	0-1	0-0						
Field Goals-Attempts	1-1	0-1	0-0	0-1	2-3	1-2						
Points Off Turnovers	0	14	0	14	3	0						

OPPONENT GAME-BY-GAME

	App	at Pitt	KSU	at ILL	OSU	MSU	at IND	IOWA	at MICH	WIS	at RU	UMD
First Downs	22	15	18	26	21	25						
Rushing	8	13	7	12	8	5						
Passing	13	1	8	11	11	17						
Penalty	1	1	3	3	2	3						
Net Yards Rushing	159	245	41	245	119	123						
Rushing Attempts	37	52	37	45	37	36						
Average Per Rush	4.3	4.7	1.1	5.4	3.2	3.4						
Rushing Touchdowns	2	1	0	1	1	1						
Yards Gained	177	300	106	279	142	146						
Yards Lost	18	55	65	34	23	23						
Net Yards Passing	292	55	180	166	270	295						
Completions	26	9	21	18	22	25						
Attempts	39	18	40	31	39	53						
Interceptions	1	1	0	2	1	1						
Yards Per Attempt	7.5	3.1	4.5	5.4	6.9	5.6						
Yards Per Completion	11.2	6.1	8.6	9.2	12.3	11.8						
Passing Touchdowns	2	0	1	2	3	2						
Total Offensive Yards	451	300	221	411	389	418						
Plays	76	70	77	76	76	89						
Yards Per Play	5.9	4.3	2.9	5.4	6.5	4.7						
Fumbles-Lost	1-0	4-2	1-0	2-0	0-0	4-0						
Penalties-Yards	9-100	14-116	10-83	7-81	10-105	3-20						
Punts-Yards	6-261	6-202	11-405	4-179	9-431	10-404						
Yards Per Punt	43.5	33.7	36.8	44.8	47.9	40.4						
Net Yards Per Punt	38.7	27.3	26.5	33.0	47.1	36.7						
Inside 20	2	0	2	1	3	3						
50+ Yard Kicks	1	0	1	1	3	0						
Touchbacks	0	0	1	0	0	1						
Fair Catch	3	1	1	0	3	3						
Kickoffs-Yards	6-390	3-180	2-130	4-260	5-315	4-241						
Yards Per Kickoff	65.0	60.0	65.0	65.0	63.0	60.2						
Net Yards Per Kickoff	35.5	35.7	26.5	44.5	43.6	39.8						
Touchbacks	5	0	1	2	2	1						
Punt Returns	1	3	0	0	1	5						
Yards	11	-5	0	0	-2	26						
Touchdowns	0	0	0	0	0	0						
Yards Per Return	11.0	-1.7	0.0	0.0	-2.0	5.2						
Kickoff Returns	3	3	3	2	0	1						
Yards	130	34	46	27	0	15						
Touchdowns	1	0	0	0	0	0						
Yards Per Return	43.3	11.3	15.3	13.5	0.0	15.0						
Interceptions	0	0	1	1	0	0						
Yards	0	0	26	0	0	0						
Touchdowns	0	0	0	0	0	0						
Fumble Recoveries	0	2	0	1	1	1						
Returns-Yards	0-0	2-20	0-0	1-11	0-0	0-0						
Touchdowns	0	0	0	0	0	0						
Miscellaneous Yards	0	0	0	0	0	0						
Possession Times	32:28	34:22	31:38	30:05	28:21	34:12						
1st Quarter	8:23	11:11	6:49	5:54	4:11	9:46						
2nd Quarter	6:29	7:55	7:24	6:45	7:31	8:26						
3rd Quarter	7:58	7:05	7:32	6:56	9:13	8:11						
4th Quarter	9:38	8:11	9:53	10:30	7:26	7:49						
3rd-Down Conversions	6-16	4-14	7-20	4-12	4-17	5-19						
4th-Down Conversions	2-2	0-3	0-0	0-1	1-2	1-2						
Red Zone Scoring	3-4	1-3	1-1	3-3	1-2	2-2						
Touchdowns	3	1	0	3	1	2						
Field Goals	0	0	1	0	0	0						
Sacks By-Yards	1-8	1-8	1-6	2-12	4-18	1-7						
PAT Kicks	5-5	0-0	1-1	3-3	3-3	3-3						
Field Goals	1-2	0-1	1-1	1-3	0-1	0-0						
Total Points	38	6	10	24	27	21						
Touchdowns Rushing	2	1	0	1	1	1						
Touchdowns Passing	2	0	1	2	3	2						
Touchdown Returns	1	0	0	0	0	0						
Other Touchdowns	0	0	0	0	0	0						
Safeties	0	0	0	0	0	0						
Kick PAT-Attempts	5-5	0-0	1-1	3-3	3-3	3-3						
2pt PAT-Attempts	0-0	0-1	0-0	0-0	0-1	0-0						
Field Goals-Attempts	1-2	0-1	1-1	1-3	0-1	0-0						
Points Off Turnovers	0	0	3	3	7	0						

INDIVIDUAL GAME-BY-GAME

RUSHING

(ATT-YDS-TD)	App	at Pitt	KSU	at ILL	OSU	MSU	at IND	IOWA	at MICH	WIS	at RU	UMD
Allen, Mark	6-25-0	7-12-1	11-62-1	INJ	INJ	INJ						
Brown, Journey	DNP	DNP	-	2-10-1	DNP	DNP						
Clifford, Sean	-	-	2-10-0	2-(-9)-0	DNP	DNP						
Hamler, KJ	-	1-32-1	1-0-0	-	-	-						
McSorley, Trace	12-53-2	5-36-1	9-54-3	15-92-0	25-175-0	13-37-0						
Sanders, Miles	19-95-2	16-118-0	14-86-0	22-200-3	16-43-1	17-162-1						
Slade, Ricky	6-39-1	4-13-0	5-1-1	10-94-2	-	1-8-0						
Stevens, Tommy	DNP	DNP	DNP	DNP	3-(-12)-0	DNP						
Thomas, Johnathan	-	-	3-84-1	-	-	-						
TEAM	1-(-3)-0	-	-	-	-	1-(-2)-0						

RECEIVING

(REC-YDS-TD)	App	at Pitt	KSU	at ILL	OSU	MSU	at IND	IOWA	at MICH	WIS	at RU	UMD
Allen, Mark	3-18-0	1-7-0	-	INJ	INJ	INJ						
Bowers, Nick	DNP	DNP	DNP	0-0-0	0-0-0	3-18-0						
Dalton, Danny	1-2-0	2-17-0	DNP	DNP	DNP	DNP						
Freiermuth, Pat	-	1-5-0	2-35-0	1-5-1	2-44-1	3-32-0						
George, Daniel	DNP	DNP	1-95-1	DNP	DNP	DNP						
Hamler, KJ	3-67-1	3-40-1	1-22-0	2-41-1	4-138-1	5-66-1						
Hippenhammer, Mac	-	1-11-1	-	1-44-0	1-21-0	3-27-0						
Holland, Jonathan	2-36-0	2-25-0	-	3-53-0	DNP	DNP						
Johnson, Juwan	6-67-0	2-23-0	-	4-51-1	5-61-0	2-19-0						
Kuntz, Zack	DNP	DNP	1-8-0	DNP	DNP	DNP						
Polk, Brandon	2-19-0	2-45-1	2-55-1	-	1-20-0	2-23-0						
Sanders, Miles	3-20-0	1-6-0	3-30-0	-	2-2-0	0-0-0						
Sullivan-Brown, Cam	0-0-0	0-0-0	0-0-0	0-0-0	0-0-0	1-7-0						
Thompkins, DeAndre	-	-	4-101-1	2-10-0	0-0-0	0-0-0						

PASSING

Trace McSorley

	C-A-I	Pct.	Yards	TD	Long	Sack-Yards	Efficiency
APP STATE	20-35-0	57.1	229	0	46	1-8	121.17
at Pitt	14-30-0	46.7	145	2	22	1-8	109.27
KENT STATE	11-22-1	50.0	229	2	41	1-6	158.35
at Illinois	12-19-1	63.1	160	3	21	0-0	175.47
OHIO STATE	16-32-0	50.0	286	2	47	4-18	145.70
MICHIGAN STATE	19-32-0	59.3	192	1	25	1-7	120.10
at Indiana							
IOWA							
at Michigan							
WISCONSIN							
at Rutgers							
MARYLAND							

Sean Clifford

	C-A-I	Pct.	Yards	TD	Long	Sack-Yards	Efficiency
APP STATE							DNP
at Pitt	1-1-0	100.0	34	1	34	0-0	715.60
KENT STATE	3-3-0	100.0	117	1	95	0-0	537.60
at Illinois	1-1-0	100.0	44	0	44	1-10	469.60
OHIO STATE							DNP
MICHIGAN STATE							DNP
at Indiana							
IOWA							
at Michigan							
WISCONSIN							
at Rutgers							
MARYLAND							

KICKING & PUNTING

KICKOFFS

Season	KO	Total Yards	TB	OB	Kick Avg.	Returns	Rtn. Yds.	Yds./Rtn.
Checa, Rafael	44	2642	24	3	60.0	12	252	21.0
APP STATE	6	361	2	0	60.2	3	130	43.3
at Pitt	8	408	2	0	51.0	3	34	11.3
KENT STATE	10	618	6	0	61.8	3	46	15.3
at Illinois	10	606	5	2	60.6	2	27	13.5
OHIO STATE	6	390	6	0	65.0	0	0	0.0
MICHIGAN STATE	4	259	3	0	60.2	3	130	43.3
at Indiana								
IOWA								
at Michigan								
WISCONSIN								
at Rutgers								
MARYLAND								

PUNTING

Season	No.	Total Yds	Avg.	Long	FC	I20	50+	Blk
Gillikin, Blake	29	1243	42.9	58	8	10	6	0
APP STATE	5	215	43.0	55	3	1	1	0
at Pitt	5	213	42.6	52	1	3	2	0
KENT STATE	2	97	48.5	58	0	0	1	0
at Illinois	1	42	42.0	42	0	1	0	0
OHIO STATE	8	312	39.0	53	3	3	1	0
MICHIGAN STATE	8	354	45.5	52	1	1	1	0
at Indiana								
IOWA								
at Michigan								
WISCONSIN								
at Rutgers								
MARYLAND								

INDIVIDUAL GAME-BY-GAME

TACKLES

(UT-AT-TT)	UT-AT	TT	App	at Pitt	KSU	at ILL	OSU	MSU	at IND	IOWA	at MICH	WIS	at RU	UMD
Johnson, Jan	19-15	34	4-7	2-3	2-0	5-1	4-1	2-3						
Taylor, Garrett	22-11	33	6-2	2-3	2-1	6-1	1-3	5-1						
Scott, Nick	17-13	30	5-4	0-2	1-3	4-1	3-2	4-1						
Brown, Cam	15-13	28	2-2	3-1	3-4	2-1	3-3	2-2						
Parsons, Micah	13-15	28	0-4	5-2	2-3	5-1	0-1	1-4						
Farmer, Koa	11-13	24	4-2	0-1	-	1-2	2-6	4-2						
Oruwariye, Amani	20-4	24	7-0	3-0	2-1	1-2	3-1	4-0						
Castro-Fields, Tariq	11-8	19	2-2	1-4	3-0	1-0	2-2	2-0						
Sutherland, Jonathan	12-6	18	0-1	1-1	4-1	6-2	-	1-2						
Givens, Kevin	10-7	17	DNP	5-2	1-0	0-3	2-2	2-0						
Gross-Matos, Yetur	10-7	17	2-1	1-2	2-0	0-1	1-3	2-2						
Windsor, Robert	6-11	17	0-2	1-1	-	3-3	2-3	0-2						
Miller, Shareef	11-4	15	1-2	2-0	3-0	0-0	3-2	2-0						
Toney, Shaka	7-6	13	-	5-0	1-2	1-1	0-3	-						
Brooks, Ellis	8-4	12	0-1	2-0	1-1	5-1	-	0-1						
Wade, Lamont	8-4	12	0-1	2-2	3-0	0-0	-	3-1						
Johnson, Donovan	6-3	9	1-1	-	1-0	1-1	DNP	3-1						
Joseph, Daniel	3-6	9	0-1	2-2	0-1	0-1	1-1	-						
Mustipher, PJ	3-5	8	0-1	1-1	1-0	1-1	DNP	0-2						
Reid, John	6-2	8	1-0	DNP	DNP	0-0	3-0	2-2						
McPhearson, Zech	5-2	7	1-1	3-1	1-0	0-0	-	-						
Shelton, Antonio	3-4	7	1-1	1-1	0-1	0-0	1-0	0-1						
Monroe, Ayrton	3-3	6	-	1-1	2-1	0-1	-	-						
Luketa, Jesse	4-1	5	-	1-0	3-0	0-0	-	0-1						
Miller, Jarvis	2-3	5	1-1	0-1	0-1	1-0	-	-						
Butler, Jabari	3-1	4	-	1-0	1-0	1-0	-	0-1						
Darien, Dae'Lun	4-0	4	DNP	2-0	1-0	1-0	DNP	DNP						
Oweh, Jayson	3-0	3	DNP	DNP	3-0	0-0	DNP	DNP						
Cooper, Jake	2-0	2	DNP	1-0	1-0	DNP	DNP	DNP						
Hansard, Fred	1-1	2	0-1	-	-	1-0	-	-						
Jordan, Ellison	1-1	2	-	-	1-1	DNP	DNP	DNP						
Lutz, Isaac	0-2	2	DNP	-	0-2	0-0	-	-						
McSorley, Trace	1-1	2	-	-	1-0	0-1	-	-						
Simmons, Shane	1-1	2	DNP	DNP	DNP	DNP	DNP	1-1						
Thorpe, C.J.	0-2	2	-	-	-	-	0-1	0-1						
Brown, Journey	0-1	1	DNP	DNP	-	0-1	DNP	DNP						
Chizmar, Max	0-1	1	DNP	DNP	0-1	DNP	DNP	DNP						
Gordon, Trent	0-1	1	DNP	DNP	0-1	DNP	DNP	DNP						
Hartlaub, Drew	0-1	1	DNP	DNP	DNP	-	-	0-1						
Hippenhammer, Mac	1-0	1	-	1-0	-	-	-	-						
McGovern, Connor	1-0	1	-	1-0	-	-	-	-						
Petrishen, John	0-1	1	-	-	-	0-1	-	-						
Polk, Brandon	0-1	1	-	-	-	0-1	-	-						
Vranic, Jason	0-1	1	DNP	DNP	0-1	DNP	DNP	DNP						

TFL & SACKS

TFL (Sacks)	App	at Pitt	KSU	at ILL	OSU	MSU	at IND	IOWA	at MICH	WIS	at RU	UMD
Brooks, Ellis	-	-	-	0.5 (0.5)	-	-						
Brown, Cam	1.0 (1.0)	1.0 (-)	2.0 (-)	-	-	1.0 (-)						
Castro-Fields, Tariq	-	-	1.0 (-)	-	-	-						
Farmer, Koa	1.0 (-)	-	-	-	0.5 (-)	-						
Givens, Kevin	-	2.0 (-)	-	0.5 (-)	1.5 (-)	1.0 (1.0)						
Gross-Matos, Yetur	0.5 (-)	0.5 (0.5)	2.0 (1.0)	-	1.0 (-)	2.5 (0.5)						
Hansard, Fred	0.5 (-)	-	-	-	-	-						
Jordan, Ellison	-	-	1.0 (1.0)	DNP	DNP	DNP						
Joseph, Daniel	-	1.0 (1.0)	-	-	-	-						
Johnson, Jan	-	0.5 (0.5)	-	-	-	-						
McPhearson, Zech	-	1.0 (1.0)	-	-	-	-						
Miller, Jarvis	1.0 (-)	-	-	-	-	-						
Miller, Shareef	1.0 (-)	2.0 (1.0)	3.0 (2.0)	-	0.5 (-)	2.0 (1.0)						
Oruwariye, Amani	-	-	1.0 (0.0)	-	-	-						
Oweh, Jayson	DNP	DNP	2.0 (2.0)	-	DNP	DNP						
Parsons, Micah	-	-	0.5 (-)	-	0.5 (0.5)	-						
Scott, Nick	1.0 (1.0)	-	-	-	-	-						
Sutherland, Jonathan	-	-	1.0 (-)	1.0 (-)	-	-						
Taylor, Garrett	-	-	-	1.5 (-)	-	-						
Toney, Shaka	-	2.0 (1.0)	0.5 (-)	1.0 (-)	-	-						
Wade, Lamont	-	-	2.0 (1.0)	-	-	-						
Windsor, Robert	-	-	-	2.5 (1.5)	1.0 (0.5)	0.5 (0.5)						
Team Total	6.0 (2.0)	10.0 (4.0)	16.0 (7.0)	7.0 (2.0)	5.0 (1.0)	7.0 (3.0)						

INDIVIDUAL GAME-BY-GAME

ALL-PURPOSE YARDS

	TOTAL	App	at Pitt	KSU	at ILL	OSU	MSU	at IND	IOWA	at MICH	WIS	at RU	UMD
Allen, Mark	124	43	19	62	INJ	INJ	INJ						
Bowers, Nick	18	-	-	-	-	-	18						
Brooks, Ellis	28	-	-	-	28	-	-						
Brown, Journey	10	DNP	DNP	-	10	DNP	DNP						
Clifford, Sean	10	DNP	0	10	(-9)	DNP	DNP						
Dalton, Danny	19	2	17	DNP	DNP	DNP	DNP						
Dotson, Jahan	(-2)	DNP	DNP	(-2)	DNP	DNP	DNP						
Freiermuth, Pat	72	-	5	35	5	44	32						
George, Daniel	95	DNP	DNP	95	DNP	DNP	DNP						
Hamler, KJ	494	119	145	107	70	195	123						
Hippenhammer, Mac	38	-	11	-	44	21	27						
Holland, Jonathan	61	36	25	-	53	DNP	DNP						
Johnson, Juwan	109	67	23	-	51	61	19						
Kuntz, Zack	8	DNP	DNP	8	DNP	DNP	DNP						
McSorley, Trace	180	53	36	54	92	175	37						
Polk, Brandon	142	19	45	55	-	20	23						
Sanders, Miles	513	111	124	116	200	45	162						
Slade, Ricky	61	39	13	1	94	DNP	8						
Stevens, Tommy	(-12)	DNP	DNP	DNP	DNP	(-12)	DNP						
Sullivan-Brown, Cam	7						7						
Taylor, Garrett	82	-	-	-	-	45	37						
Thomas, Johnathan	84	-	-	84	-	-	-						
Thompkins, DeAndre	247	29	38	163	40	(-3)	17						
TEAM	(-5)	(-3)	-	-	-	-	(-2)						

RED ZONE RECAP

PENN STATE

Opponent	Scores/Chances	Result	Pct.
APP STATE	6/6	5 TD, 1 FG	100%
at Pittsburgh	4/4	4 TD	100%
KENT STATE	6/6	6 TD	100%
at Illinois	6/6	6 TD	100%
OHIO STATE	3/3	2 TD, 1 FG	100%
MICHIGAN STATE	2/3	2 TD, 1 Missed FG	67%
at Indiana			
IOWA			
at Michigan			
WISCONSIN			
at Rutgers			
MARYLAND			
TOTAL	27/28	25 TD, 2 FG, 1 Missed FG	96%

OPPONENT

Opponent	Series	Result	Pct.
APP STATE	3/4	3 TD, 1 Missed FG	75%
at Pittsburgh	1/3	1 TD, TO on Downs, 1 Missed FG	33%
KENT STATE	1/1	1 FG	100%
at Illinois	3/3	3 TD	100%
OHIO STATE	1/2	1 TD, 1 Missed FG	50%
MICHIGAN STATE	2/2	2 TD	100%
at Indiana			
IOWA			
at Michigan			
WISCONSIN			
at Rutgers			
MARYLAND			
TOTAL	11/15	10 TD, 1 FG, 1 TO on Downs, 3 Missed FG	73%

GAME LEADERS

Opponent	Rushing Attempts	Rushing Yards	Receptions	Receiving Yards	All-Purpose Yards	Tackles
APP STATE	Sanders - 19	Sanders - 91	Ju. Johnson - 6	Hamler - 67	Hamler - 119	Ja. Johnson - 11
at Pittsburgh	Sanders - 16	Sanders - 118	Hamler - 3	Polk - 45	Hamler - 145	Givens/Parsons - 7
KENT STATE	Sanders - 14	Sanders - 86	Thompkins - 4	Thompkins - 101	Thompkins - 163	C. Brown - 7
at Illinois	Sanders - 22	Sanders - 200	Ju. Johnson - 4	Holland - 53	Sanders - 200	Sutherland - 8
OHIO STATE	McSorley - 25	McSorley - 175	Ju. Johnson - 5	Hamler - 138	Hamler - 195	Farmer - 8
MICHIGAN STATE	Sanders - 17	Sanders - 162	Hamler - 6	Hamler - 66	Sanders - 162	Farmer/Taylor - 6
at Indiana						
IOWA						
at Michigan						
WISCONSIN						
at Rutgers						
MARYLAND						

TURNOVERS BY GAME

PENN STATE: 8 GAINED

TYPE	QTR	PLAYER	PLAYS/ YDS	1st DOWNS	RESULT
APP STATE (1)					
Interception	OT	Oruwariye of Thomas	-	-	-
PITTSBURGH (3)					
Interception	1	Oruwariye of Pickett	7/68	4	Punt
Fumble	2	J. Miller by Christodoulou	3/35	2	TD
Fumble	4	Monroe by Jacques-Louis	1/34	1	TD
KENT STATE (0)					
-	-	-	-	-	-
ILLINOIS (2)					
Interception	4	Ja. Johnson of Rivers	1/21	1	TD
Interception	4	Brooks of Robinson	2/10	1	TD
OHIO STATE (1)					
Interception	2	Taylor of Haskins	4/7	-	FG
MICHIGAN STATE (1)					
Interception	3	Taylor of Lewerke	4/6	-	TO on Downs

OPPONENT: 7 GAINED

TYPE	QTR	PLAYER	PLAYS/ YDS	1st DOWNS	RESULT
APP STATE (0)					
-	-	-	-	-	-
PITTSBURGH (2)					
Fumble	2	Weaver by Slade	6/24	1	TO on Downs
Fumble	4	Weaver by Slade	2/10	1	Game End
KENT STATE (1)					
Interception	1	Hines of McSorley	5/0	0	FG
ILLINOIS (2)					
Fumble	1	Holland by Green	3/7	0	Punt
Interception	2	Ware of McSorley	5/32	2	FG
OHIO STATE (1)					
Fumble	2	Jones by Sanders	2/25	1	TD
MICHIGAN STATE (1)					
Fumble	1	Thompson by McSorley	4/22	-	Punt

TURNOVERS BY PLAYER

FUMBLES

(#-Lost)	App	at Pitt	KSU	at ILL	OSU	MSU	at IND	IOWA	at MICH	WIS	at RU	UMD
Holland, Jonathan	-	1-0	-	1-1	DNP	DNP						
McSorley, Trace	-	-	1-0	-	-	1-1						
Sanders, Miles	-	-	1-0	-	1-1	-						
Slade, Ricky	-	2-2	-	1-0	DNP	-						
Stevens, Tommy	DNP	DNP	DNP	DNP	1-0	DNP						

FORCED FUMBLES

	App	at Pitt	KSU	at ILL	OSU	MSU	at IND	IOWA	at MICH	WIS	at RU	UMD
Brown, Cameron	-	-	-	1	-	-						
Butler, Jabari	-	1	-	-	-	-						
Gross-Matos, Yetur	-	-	-	-	-	1						
Oruwariye, Amani	1	-	-	-	-	-						
Taylor, Garrett	-	-	-	-	-	1						
Windsor, Robert	-	-	-	1	-	-						

FUMBLES RECOVERED

(#-Yards)	App	at Pitt	KSU	at ILL	OSU	MSU	at IND	IOWA	at MICH	WIS	at RU	UMD
Miller, Jarvis	-	1-0	-	-	-	-						
Monroe, Ayrton	-	1-0	-	-	-	-						

INTERCEPTIONS

(#-Yards)	App	at Pitt	KSU	at ILL	OSU	MSU	at IND	IOWA	at MICH	WIS	at RU	UMD
Brooks, Ellis	-	-	-	1-28	-	-						
Johnson, Jan	-	-	-	1-0	-	-						
Oruwariye, Amani	1-0	1-0	-	-	-	-						
Taylor, Garrett	-	-	-	-	1-45	1-37						

SCORING BREAKDOWN

PENN STATE DRIVES

Totals: 41 scoring drives (36 TD, 4 FG, 1 Safety)

Special Teams/Defensive Touchdown:

TEAM - Safety; at Pittsburgh

Thompkins, DeAndre - Punt Return; at Pittsburgh

LONGEST DRIVES BY:

Plays: 12, 2x Last: at Pittsburgh (9/8)
11, 2x Last: MICHIGAN STATE (10/13)

Yards: 98, 2x Last: OHIO STATE (9/29)
94 MICHIGAN STATE (10/13)

Time: 6:11 at Illinois (9/21)
5:15 MICHIGAN STATE (10/13)

OPPONENT DRIVES

Totals: 16 scoring drives (16 TD, 3 FG)

Special Teams/Defensive Touchdown:

Evans, Darrynton, App State - Kickoff Return

LONGEST DRIVES BY:

Plays: 13 OHIO STATE (9/29)
12 APP STATE (9/1)

Yards: 96 OHIO STATE (9/29)
81 MICHIGAN STATE (10/13)

Time: 6:37 APP STATE (9/1)
5:05 at Pittsburgh (9/8)

LONG PLAY BREAKDOWN

BY YARDAGE

OFFENSE (37)

Yds	Type	Player(s)	Opponent
95*	Pass	George, Daniel from Clifford, Sean	Kent State
93*	Pass	Hamler, KJ from McSorley, Trace	Ohio State
78	Run	Sanders, Miles	Michigan State
69	Run	Thomas, Johnathan	Kent State
61*	Run	Slade, Ricky	Illinois
51	Run	McSorley, Trace	Ohio State
48*	Run	Sanders, Miles	Michigan State
48*	Run	Sanders, Miles	Illinois
46	Pass	Hamler, KJ from McSorley, Trace	App State
44	Pass	Hippenhammer, Mac from Clifford, Sean	Illinois
41*	Pass	Polk, Brandon from McSorley, Trace	Kent State
41	Run	Sanders, Miles	Pittsburgh
40*	Pass	Thompkins, DeAndre from McSorley, Trace	Kent State
39	Pass	Thompkins, DeAndre from McSorley, Trace	Kent State
36	Pass	Hamler, KJ from McSorley, Trace	Ohio State
34*	Pass	Polk, Brandon from Clifford, Sean	Pittsburgh
32*	Run	Hamler, KJ	Pittsburgh
31	Pass	Johnson, Juwan from McSorley, Trace	Ohio State
29	Pass	Holland, Jonathan from McSorley, Trace	App State
27	Pass	Freiermuth, Pat from McSorley, Trace	Ohio State
27*	Run	Slade, Ricky	App State
25	Pass	Freiermuth, Pat from McSorley, Trace	Michigan State
23	Run	McSorley, Trace	Ohio State
23	Pass	Hamler, KJ from McSorley, Trace	Michigan State
23	Pass	Freiermuth, Pat from McSorley, Trace	Kent State
22	Pass	Hamler, KJ from McSorley, Trace	Kent State
22	Pass	Holland, Jonathan from McSorley, Trace	Pittsburgh
21	Pass	Hippenhammer, Mac from McSorley, Trace	Michigan State
21	Pass	Hippenhammer, Mac from McSorley, Trace	Ohio State
21*	Pass	Hamler, KJ from McSorley, Trace	Illinois
21	Pass	Holland, Jonathan from McSorley, Trace	Illinois
21	Run	Sanders, Miles	Pittsburgh
20	Pass	Hamler, KJ from McSorley, Trace	Michigan State
20	Pass	Polk, Brandon from McSorley, Trace	Ohio State
20	Pass	Hamler, KJ from McSorley, Trace	Illinois
20	Run	McSorley, Trace	Pittsburgh
20	Run	Sanders, Miles	Pittsburgh

DEFENSE (3)

Yds	Type	Player(s)	Opponent
45	INT	Taylor, Garrett	Ohio State
37	INT	Taylor, Garrett	Michigan State
28	INT	Brooks, Ellis	Illinois

SPECIAL TEAMS (11)

Yds	Type	Player(s)	Opponent
52	KR	Hamler, KJ	Kent State
52	KR	Hamler, KJ	App State
39*	PR	Thompkins, DeAndre	Pittsburgh
33	PR	Hamler, KJ	Kent State
32	PR	Thompkins, DeAndre	Kent State
29	KR	Thompkins, DeAndre	App State
28	KR	Hamler, KJ	Pittsburgh
27	KR	Hamler, KJ	Pittsburgh
24	KR	Hamler, KJ	Michigan State
22	PR	Thompkins, DeAndre	Illinois
20	KR	Thomas, Johnathan	Illinois

LONG PLAY BREAKDOWN

LONG PLAYS BY THE NUMBERS

BY YARDAGE

Yards	No.	TD
100+	0	0
90-99	2	2
80-89	0	0
70-79	1	0
60-69	2	1
50-59	3	0
40-49	8	4
30-39	9	3
20-29	26	2

BY TYPE

Type	No.	TD
Rushing	13	5
Passing	24	6
Punt returns	5	1
Kick returns	6	0
Interceptions	3	0
Fumble returns	0	0
Other	0	0
TOTAL	51	12

20+ YARD PLAYS BY PLAYER

Player	No.	TD	R	P	KR	PR	IR	FR
Brooks, Ellis	1	0	0	0	0	0	1	0
Freiermuth, Pat	3	0	0	3	0	0	0	0
George, Daniel	1	1	0	1	0	0	0	0
Hamler, KJ	15	4	1	7	5	1	0	0
Hippenhammer, M.	3	0	0	3	0	0	0	0
Holland, Jonathan	3	0	0	3	0	0	0	0
Johnson, Juwan	1	0	0	1	0	0	0	0
McSorley, Trace	3	0	3	0	0	0	0	0
Polk, Brandon	3	2	0	3	0	0	0	0
Sanders, Miles	6	2	6	0	0	0	0	0
Slade, Ricky	2	1	2	0	0	0	0	0
Taylor, Garrett	2	0	0	0	0	0	2	0
Thomas, J.	2	0	1	0	1	0	0	0
Thompkins, D.	6	1	0	2	0	4	0	0
TOTAL	51	12	13	24	6	5	3	0

LONGEST PLAYS OF THE YEAR

Rushing	78	Sanders, Miles	Michigan State (10/13/18)
Rushing Touchdown	61*	Slade, Ricky	at Illinois (9/21/18)
Passing	95*	George, Daniel from Clifford, Sean	Kent State (9/5/18)
Passing Touchdown	95*	George, Daniel from Clifford, Sean	Kent State (9/15/18)
Punt Return	39*	Thompkins, DeAndre	at Pittsburgh (9/8/18)
Kick Return	52	Hamler, KJ	Twice, last: Kent State (9/15/18)
Interception Return	45	Taylor, Garrett	Ohio State (9/29/18)
Fumble Return	None		
Punt	58	Gillikin, Blake	Kent State (9/15/18)
Field Goal	39	Pinegar, Jake	Ohio State (9/29/18)

PENN STATE (50 PLAYS)

Play	#	Long	Play	Opponent
Passing:	24	95*	George, Daniel from Clifford, Sean	Kent State
Rushing:	13	78	Sanders, Miles	Michigan State
PR:	5	39*	Thompkins, DeAndre	Pittsburgh
KR:	6	52	Hamler, KJ	Twice, last: Kent State
Interception:	2	45	Taylor, Garrett	Ohio State
Opp.	#	Long	Play	Type
APP STATE	5	52	Hamler, KJ	Kick Return
at Pittsburgh	10	41	Sanders, Miles	Run
KENT STATE	10	95*	George, Daniel from Clifford, Sean	Pass
at Illinois	9	61*	Slade, Ricky	Run
OHIO STATE	9	93*	Hamler, KJ from McSorley, Trace	Pass
MICHIGAN ST.	8	78	Sanders, Miles	Run
at Indiana				
IOWA				
at Michigan				
WISCONSIN				
at Rutgers				
MARYLAND				

OPPONENTS (23 PLAYS)

Play	#	Long	Play	Opponent
Passing:	15	47*	Twice, last Victor, Binjimen from Haskins, Dwayne	Ohio State
Rushing:	5	63	Ollison, Qadree	Pittsburgh
KR:	1	100*	Evans, Darrynton	App State
PR:	1	20	Hill, KJ	Ohio State
Special Teams:	1	26	Heyward, Connor rush (punt fake)	Michigan State
Opp.	#	Long	Play	Type
APP STATE	6	100*	Evans, Darrynton	Kick Return
at Pittsburgh	2	63	Ollison, Qadree	Run
KENT STATE	1	47*	Carrigan, Mike from Barrett, Woody	Pass
at Illinois	2	51	Corbin, Reggie	Run
OHIO STATE	5	47*	Victor, Binjimen from Haskins, Dwayne	Pass
MICHIGAN ST.	7	36	Chambers, Cam from Heyward, Connor	Pass
at Indiana				
IOWA				
at Michigan				
WISCONSIN				
at Rutgers				
MARYLAND				

* - touchdown scored on play

TACKLE BREAKDOWN

RUSHING TACKLES

Johnson, Jan	26
Taylor, Garrett	24
Brown, Cam	21
Parsons, Micah	21
Scott, Nick	16
Farmer, Koa	15
Givens, Kevin	15
Gross-Matos, Yetur	15
Miller, Shareef	14
Windsor, Robert	14
Toney, Shaka	13
Oruwariye, Amani	11
Sutherland, Jonathan	10
Brooks, Ellis	8
Mustipher, PJ	8
Joseph, Daniel	7
Wade, Lamont	6
Castro-Fields, Tariq	4
McPhearson, Zech	4
Miller, Jarvis	4
Monroe, Ayron	4
Shelton, Antonio	4
Darien, Dae'Lun	3
Oweh, Jayson	3
Reid, John	3
Cooper, Jake	2
Hansard, Fred	2
Johnson, Donovan	2
Jordan, Ellison	2
Simmons, Shane	2
Thorpe, C.J.	2
Chizmar, Max	1
Luketa, Jesse	1
Vranic, Jason	1
TOTAL	290

PASSING TACKLES

Oruwariye, Amani	14
Castro-Fields, Tariq	13
Johnson, Jan	9
Scott, Nick	9
Farmer, Koa	8
Taylor, Garrett	8
Brown, Cam	7
Johnson, Donovan	5
Parsons, Micah	5
Reid, John	5
Sutherland, Jonathan	5
Brooks, Ellis	4
Wade, Lamont	4
Windsor, Robert	3
Givens, Kevin	2
Luketa, Jesse	2
Monroe, Ayron	2
Butler, Jabari	1
Darien, Dae'Lun	1
Gross-Matos, Yetur	1
McPhearson, Zech	1
Miller, Jarvis	1
Miller, Shareef	1
Shelton, Antonio	1
TOTAL	112

SPECIAL TEAMS TACKLES

	Total	KO	Punt
Butler, Jabari	2	1	1
Castro-Fields, Tariq	2	1	1
Lutz, Isaac	2	2	0
McPhearson, Zech	2	2	0
Parsons, Micah	2	2	0
Sutherland, Jonathan	2	2	0
Scott, Nick	2	0	2
Brown, Journey	1	1	0
Gordon, Trent	1	1	0
Hartlaub, Drew	1	1	0
Johnson, Donovan	1	1	0
Luketa, Jesse	1	1	0
Monroe, Ayron	1	1	0
Petrishen, John	1	1	0
Shelton, Antonio	1	0	1
Wade, Lamont	1	0	1
TOTALS	23	17	6

SEASON SUPERLATIVES

PENN STATE INDIVIDUAL

Rushes	25	McSorley, Trace, Ohio State (9/29)
Yards Rushing	200	Sanders, Miles, at Illinois (9/21)
TD Rushes	3	Twice, Last: Sanders, Miles, at Illinois (9/21)
Long Rush	78	Sanders, Miles, Michigan State (10/13)
Pass Attempts	35	McSorley, Trace, App State (9/1)
Pass Completions	20	McSorley, Trace, App State (9/1)
Yards Passing	286	McSorley, Trace, Ohio State (9/29)
TD Passes	3	McSorley, Trace, at Illinois (9/21)
Long Pass	95	Clifford, Sean, Kent State (9/15)
Receptions	6	Johnson, Juwan, App State (9/1)
Yards Receiving	138	Hamler, KJ, Ohio State (9/29)
TD Receptions	1	13x, Last: Hamler, KJ, Michigan State (10/13)
Long Reception	95	George, Daniel, Kent State (9/15)
Field Goals	2	Pinegar, Jake, Ohio State (9/29)
Long Field Goal	39	Pinegar, Jake, Ohio State (9/29)
Punts	8	Twice, Last: Gillikin, Blake, Michigan State (10/13)
Punting Avg.	48.5	Gillikin, Blake, Kent State (9/15)
Long Punt	58	Gillikin, Blake, Kent State (9/15)
Punts Inside 20	4	Gillikin, Blake, at Pittsburgh (9/8)
Long Punt Return	39	Thompkins, DeAndre, at Pittsburgh (9/8)
Long Kickoff Return	52	Twice, Last: Hamler, KJ, Kent State (9/15)
Tackles	11	Johnson, Jan, App State (9/1)
Sacks	2.0	Miller, Shareef/Oweh, Jayson, Kent State (9/15)
Tackles For Loss	3.0	Miller, Shareef, Kent State (9/15)
Interceptions	1	6x, Last: Taylor, Garrett, Michigan State (10/13)

OPPONENT INDIVIDUAL

Rushes	21	Ollison, Qadree, Pittsburgh (9/8)
Yards Rushing	119	Ollison, Qadree, Pittsburgh (9/8)
TD Rushes	1	6x, Last: Jefferson, La'Darius, Michigan State (10/13)
Long Rush	63	Ollison, Qadree, Pittsburgh (9/8)
Pass Attempts	52	Lewerke, Brian, Michigan State (10/13)
Pass Completions	25	Thomas, Zac, App State (9/1)
Yards Passing	270	Twice, Last: Haskins, Dwayne, Ohio State (9/29)
TD Passes	3	Haskins, Dwayne, Ohio State (9/29)
Long Pass	47	Twice, Last: Haskins, Dwayne, Ohio State (9/29)
Receptions	8	Davis, Felton, Michigan State (10/13)
Yards Receiving	100	Davis, Felton, Michigan State (10/13)
TD Receptions	2	3x, Last: Davis, Felton, Michigan State (10/13)
Long Reception	47	Twice, Last: Victor, Binjimen, Ohio State (9/29)
Field Goals	1	3x, Last: McLaughlin, Chase, Illinois (9/21)
Long Field Goal	42	McLaughlin, Chase, Illinois (9/21)
Punts	11	Trickett, Matthew, Kent State (9/15)
Punting Avg.	47.9	Chrisman, Drue, Ohio State (9/29)
Long Punt	58	Chrisman, Drue, Ohio State (9/29)
Punts Inside 20	3	Twice, Last: Hunt, Tyler, Michigan State (10/13)
Long Punt Return	11	Twice, Last: Nelson, Laress, Michigan State (10/13)
Long Kickoff Return	100	Evans, Darrynton, App State (9/1)
Tackles	12	Twice, Last: Roundtree, Bobby, Illinois (9/21)
Sacks	2.0	Twice, Last: Young, Chase, Ohio State (9/29)
Tackles For Loss	3.0	Young, Chase, Ohio State (9/29)
Interceptions	1	Twice, Last: Ware, Delano, Illinois (9/21)

PENN STATE TEAM

	Highs	Lows
Rushes	51, at Illinois (9/21)	32, Michigan State (10/13)
Yards Rushing	387, at Illinois (9/21)	205, Twice, Last: Michigan State (10/13)
Yards Per Rush	7.6, at Illinois (9/21)	4.7, Twice, Last: Ohio State (9/29)
TD Rushes	6, Twice, Last: at Illinois (9/21)	1, Twice, Last: Michigan State (10/13)
Pass Attempts	35, App State (9/1)	20, at Illinois (9/21)
Pass Completions	20, App State (9/1)	13, at Illinois (9/21)
Yards Passing	346, Kent State (9/15)	179, at Pittsburgh (9/8)
Yards Per Pass	13.8, Kent State (9/15)	5.8, at Pittsburgh (9/8)
TD Passes	3, 3x, Last: at Illinois (9/21)	1, Twice, Last: Michigan State (10/13)
Total Plays	79, App State (9/1)	64, Twice, Last: Michigan State (10/13)
Total Offense	643, Kent State (9/15)	390, at Pittsburgh (9/8)
Yards Per Play	9.2, Kent State (9/15)	5.5, App State (9/1)
Points	63, Twice, Last: at Illinois (9/21)	17, Michigan State (10/13)
Sacks By	7, Kent State (9/15)	1, Ohio State (9/29)
First Downs	31, Illinois (9/21)	14, Michigan State (10/13)
Penalties	9, Kent State (9/15)	2, App State (9/1)
Penalty Yards	85, Kent State (9/15)	10, App State (9/1)
Turnovers	2, Twice, Last: at Illinois (9/21)	0, App State (9/1)
Interceptions By	2, at Illinois (9/21)	0, Kent State (9/15)
Punts	8, Twice, Last: Michigan State (10/13)	0, Kent State (9/15)
Punting Avg.	48.5, Kent State (9/15)	39.0, Ohio State (9/29)
Long Punt	58, Kent State (9/15)	52, Twice, Last: Michigan State (10/13)
Punts Inside 20	4, at Pittsburgh (9/8)	1, Twice, Last: Michigan State (10/13)
Long Punt Return	39, at Pittsburgh (9/8)	10, Ohio State (9/29)
Long Kick Return	52, Twice, Last: Kent State (9/15)	18, Ohio State (9/29)

OPPONENT TEAM

	Highs	Lows
Rushes	52, Pittsburgh (9/8)	36, Michigan State (10/13)
Yards Rushing	245, Twice, Last: Illinois (9/21)	41, Kent State (9/15)
Yards Per Rush	5.4, Illinois (9/21)	1.1, Kent State (9/15)
TD Rushes	2, App State (9/1)	0, Kent State (9/15)
Pass Attempts	53, Michigan State (10/13)	18, Pittsburgh (9/8)
Pass Completions	26, App State (9/1)	9, Pittsburgh (9/8)
Yards Passing	295, Michigan State (10/13)	55, Pittsburgh (9/8)
Yards Per Pass	7.5, App State (9/1)	3.1, Pittsburgh (9/8)
TD Passes	3, Ohio State (9/29)	0, Pittsburgh (9/8)
Total Plays	89, Michigan State (9/15)	70, Pittsburgh (9/8)
Total Offense	451, App State (9/1)	221, Kent State (9/15)
Yards Per Play	5.9, App State (9/1)	2.9, Kent State (9/15)
Points	38, App State (9/1)	6, Pittsburgh (9/8)
Sacks By	4, Ohio State (9/29)	1, 4x, Last: Michigan State (10/13)
First Downs	26, Illinois (9/21)	15, Pittsburgh (9/8)
Penalties	14, Pittsburgh (9/8)	3, Michigan State (10/13)
Penalty Yards	116, Pittsburgh (9/8)	20, Michigan State (10/13)
Turnovers	3, Pittsburgh (9/8)	0, Kent State (9/15)
Interceptions By	1, Twice, Last: Illinois (9/21)	0, 4x, Last: Michigan State (10/13)
Punts	11, Kent State (9/15)	6, Twice, Last: Pittsburgh (9/8)
Punting Avg.	47.9, Ohio State (9/29)	33.7, Pittsburgh (9/8)
Long Punt	58, Ohio State (9/29)	42, Pittsburgh (9/8)
Punts Inside 20	3, Twice, Last: Michigan State (10/13)	0, Pittsburgh (9/8)
Long Punt Return	11, Twice, Last: Michigan State (10/13)	-2, Ohio State (9/29)
Long Kick Return	100, App State (9/1)	12, Pittsburgh (9/8)

THE LAST TIME...

PENN STATE

100+ Yards Rushing: 162, Miles Sanders vs. Michigan State, 2018
 150+ Yards Rushing: 162, Miles Sanders vs. Michigan State, 2018
 200+ Yards Rushing: 200, Miles Sanders at Illinois, 2018
 300+ Yards Rushing: 327, Larry Johnson at Indiana, 2002
 30-34 Rushing Attempts: 33, Saquon Barkley at Indiana, 2016
 35+ Rushing Attempts: 35, Zach Zwinak vs. Nebraska, 2013
 Three Touchdowns Rushing: Miles Sanders at Illinois, 2018
 Four Touchdowns Rushing: Saquon Barkley at Pittsburgh, 2016
 Five Touchdowns Rushing: Ki-Jana Carter vs. Michigan State, 1994
 60+ Yard Run: 78, Miles Sanders vs. Michigan State, 2018
 70+ Yard Run: 78, Miles Sanders vs. Michigan State, 2018
 80+ Yard Run: 92, Saquon Barkley vs. Washington, 2017 @
 90+ Yard Run: 92, Saquon Barkley vs. Washington, 2017 @
 Two Players Rush For 100 Yards: Saquon Barkley (195) & Akeel Lynch (120) vs. Rutgers, 2015
 Four Rushing TD in One Quarter: vs. UMass, 2014 (2nd; Belton [2], Zwinak [2])
 300+ Yards Passing: 342, Trace McSorley vs. Washington, 2017 @
 350+ Yards Passing: 381, Trace McSorley at Michigan State, 2017
 400+ Yards Passing: 454, Christian Hackenberg vs. UCF, 2014 #
 20-24 Pass Completions: 20, Trace McSorley vs. Appalachian State, 2018
 25-29 Pass Completions: 26, Trace McSorley at Michigan State, 2017
 30-34 Pass Completions: 32, Trace McSorley vs. Washington, 2017 @
 35+ Pass Completions: 35, Matt McGloin vs. Northwestern, 2012
 30-39 Pass Attempts: 32, Trace McSorley vs. Ohio State, 2018
 40-49 Pass Attempts: 41, Trace McSorley vs. Washington, 2017@
 50+ Pass Attempts: 50, Christian Hackenberg vs. Boston College, 2014 #
 Four Touchdown Passes: Trace McSorley vs. Georgia State, 2017
 Five Touchdown Passes: Rashard Casey vs. Louisiana Tech, 2000
 Four Interceptions Thrown: Zack Mills at Boston College, 2004
 300+ Yards Total Offense: 461, Trace McSorley vs. Ohio State, 2018
 350+ Yards Total Offense: 461, Trace McSorley vs. Ohio State, 2018
 400+ Yards Total Offense: 461, Trace McSorley vs. Ohio State, 2018
 100+ Yards Receiving: 138, KJ Hamler vs. Ohio State, 2018
 150+ Yards Receiving: 187, Chris Godwin vs. USC, 2016 ^
 200+ Yards Receiving: 216, Deon Butler vs. Northwestern, 2006
 Two Players w/ 100 Yards Receiving: DaeSean Hamilton (112) & DeAndre Thompkins (102) at Michigan State, 2017
 Two Players w/ 150 Yards Receiving: Geno Lewis (173) & DaeSean Hamilton (165) vs. UCF, 2014 #
 Back-to-Back 100 Yards Receiving Games: Chris Godwin, 2015 (103 at Ohio State; 135 vs. Maryland)
 Three Straight 100-Yard Receiving Games: Allen Robinson, 2013 (133 vs. Syracuse; 129 vs. Eastern Michigan; 143 vs. UCF)
 10+ Receptions: 12, Saquon Barkley at Iowa, 2017
 50+ Yard Reception: 93, KJ Hamler from Trace McSorley vs. Ohio State, 2018
 60+ Yard Reception: 93, KJ Hamler from Trace McSorley vs. Ohio State, 2018
 70+ Yard Reception: 93, KJ Hamler from Trace McSorley vs. Ohio State, 2018
 80+ Yard Reception: 93, KJ Hamler from Trace McSorley vs. Ohio State, 2018
 Three Touchdowns Receiving: DaeSean Hamilton vs. Indiana, 2017
 Four Touchdowns Receiving: Bobby Engram vs. Minnesota, 1993
 150+ All-Purpose Yards: 162 (162 Rush) Miles Sanders vs. Michigan State, 2018
 200+ All-Purpose Yards: 200 (200 Rush), Miles Sanders at Illinois, 2018
 250+ All-Purpose Yards: 358 (211 Rush, 94 Rec, 53 KR), Saquon Barkley at Iowa, 2017 (SR)
 300+ All-Purpose Yards: 358 (211 Rush, 94 Rec, 53 KR), Saquon Barkley at Iowa, 2017 (SR)
 Five Touchdowns Scored: 5 (4 rushing, 1 receiving), Saquon Barkley at Pittsburgh, 2016
 Kickoff Return For Touchdown: 97, Saquon Barkley at Ohio State, 2017
 Rushing, Receiving & Kickoff Return TD in a game: Derrick Williams vs. Illinois, 2008
 100-Yard Kickoff Return: 100, Chaz Powell vs. Youngstown State, 2010
 Punt Return For Touchdown: 39, DeAndre Thompkins at Pittsburgh, 2018
 80-Yard Punt Return: 81, Bryant Johnson vs. Michigan State, 2002
 Zero Punts in a Game: Purdue, 2013
 Multiple Interceptions: 2, Trevor Williams at Rutgers, 2014
 90-Yard Interception Return: 99, Michael Mauti at Illinois, 2012
 Interception Return For Touchdown: 30, Amani Oruwariye vs. Kent State, 2016
 Five Interceptions in a Game (Team): at Rutgers, 2014
 Fumble Return For Touchdown (Defense): 9 yards, Torrence Brown at Indiana, 2016 (forced by Brandon Bell)
 Fumble Return For Touchdown (Special Teams): 14 yards, Nick Scott vs. Indiana, 2017 (forced by Irvin Charles)
 Blocked Field Goal: Troy Apke at Iowa, 2017
 Blocked Field Goal For Touchdown: 60 yards, Grant Haley vs. Ohio State, 2016 (Marcus Allen block)
 Blocked Extra Point: Parker Cothren at Northwestern, 2015
 Blocked Punt: Juwan Johnson at Rutgers, 2016
 Blocked Punt For Touchdown: 0 yards, Michael Yancich vs. Ohio State, 2012 (Mike Hull block)
 Safety: Team (holding in the end zone) at Pittsburgh, 2018
 Two-Point Conversion Attempt: Mac Hippenhammer (Rush, Failed) vs. Ohio State, 2018
 50-Yard Field Goal: 50, Sam Ficken vs. Temple, 2014
 Four Field Goals: Tyler Davis at Rutgers, 2016
 Five Field Goals: Collin Wagner vs. Temple, 2010

OPPONENT

100+ Yards Rushing: 119, Qadree Ollison, Pittsburgh, 2018
 150+ Yards Rushing: 164, Corey Clement, Wisconsin, 2016 &
 200+ Yards Rushing: 203, BenJarvus Green-Ellis, Indiana, 2003
 30-34 Rushing Attempts: 30, Jeremy Langford, Michigan State, 2014
 35+ Rushing Attempts: 44, Mike Hart, Michigan, 2007 (OR)
 Three Touchdowns Rushing: Trevor Siemian, Northwestern, 2014
 Four Touchdowns Rushing: Montee Ball, Wisconsin, 2011
 50+ Yard Run: 51, Reggie Corbin, Illinois, 2018
 60+ Yard Run: 68, Qadree Ollison, Pittsburgh, 2018
 70+ Yard Run: 74, Curtis Samuel, Ohio State, 2016
 Two Players Rush For 100 Yards: Rodney Smith (104) & Shannon Brooks (100), Minnesota, 2016
 300+ Yards Passing: 399, Tanner Lee, Nebraska, 2017
 400+ Yards Passing: 400, Brian Lewerke, Michigan State, 2017
 500+ Yards Passing: 532, Case Keenum, Houston, 2011 (OR) *
 25-29 Pass Completions: 25, Zac Thomas, Appalachian State, 2018
 30-44 Pass Completions: 33, Brian Lewerke, Michigan State, 2017
 45+ Pass Completions: 45, Case Keenum, Houston, 2011 (OR) *
 30-39 Pass Attempts: 52, Brian Lewerke, Michigan State, 2018
 40-49 Pass Attempts: 52, Brian Lewerke, Michigan State, 2018
 50+ Pass Attempts: 52, Brian Lewerke, Michigan State, 2018
 60+ Pass Attempts: 61, Brian Hoyer, Michigan State, 2006
 Four Touchdown Passes: J.T. Barrett, Ohio State, 2017
 Five Touchdown Passes: Sam Darnold, USC, 2016 ^
 Four Interceptions Thrown: P.J. Walker, Temple, 2014
 Five Interceptions Thrown: Gary Nova, Rutgers, 2014
 300+ Yards Total Offense: 313 (270 P, 43 R), Zac Thomas, Appalachian State, 2018
 400+ Yards Total Offense: 425 (400 P, 25 R), Brian Lewerke, Michigan State, 2017
 500+ Yards Total Offense: 542 (532 P, 10 R), Case Keenum, Houston, 2011 (OR) *
 100+ Yards Receiving: 100, Felton Davis, Michigan State, 2018
 150+ Yards Receiving: 185, Stanley Morgan, Nebraska, 2017
 200+ Yards Receiving: 228, Patrick Edwards, Houston, 2011 *
 10+ Receptions: 12, Felton Davis, Michigan State, 2017
 50+ Yard Reception: 52, Will Dissly, Washington @
 70+ Yard Reception: 70, Akrum Wadley from Nate Stanley, Iowa, 2017
 80+ Yard Reception: 80, Dominique Barnes from Kurt Hess, Youngstown State, 2010
 90+ Yard Reception: 99, Thomas Lewis from John Paci, Indiana, 1993
 Three Touchdown Receptions: Deonta Burnett, USC, 2016 ^
 Kickoff Return For Touchdown: 100, Darrynton Evans, Appalachian State, 2018
 90-Yard Kickoff Return: 100, Darrynton Evans, Appalachian State, 2018
 100-Yard Kickoff Return: 100, Darrynton Evans, Appalachian State, 2018
 Punt Return For Touchdown: 75, Venric Mark, Northwestern, 2012
 70-Yard Punt Return: 75, Venric Mark, Northwestern, 2012
 80-Yard Punt Return: 87, Willie Reid, Florida State, 2005 !
 Multiple Interceptions: 2, David Dowell, Michigan State, 2017
 Interception Return For Touchdown: 13, Malik McDowell, Michigan State, 2015
 Fumble Return For Touchdown: 12, Ryan Connelly, Wisconsin, 2016 &
 Blocked Punt: Dante Booker, Ohio State, 2017
 Blocked Punt For Touchdown: 27, Lerentee McCray, Florida, 2011 \$
 Blocked Field Goal: Anthony Nelson, Iowa, 2017
 Blocked Extra Point: Rob Bain (2X), Illinois, 2015
 Safety: Team (snap out of the end zone on punt), Ohio State, 2016
 Defensive Extra Point: 99, D.J. Johnson, Iowa, 2002
 50-Yard Field Goal: 50, Derek Dimke, Illinois, 2010
 Four Field Goals: Michael Geiger, Michigan State, 2016

& - Big Ten Championship Game | # - Croke Park Classic (Dublin, Ireland) | ! - Orange Bowl
 \$ - Outback Bowl | ^ - Rose Bowl | * - TicketCity Bowl | % - PinStripe Bowl | @ - PlayStation Fiesta Bowl

(SR) - School Record | (OR) - Opponent Record

OFFENSIVE STARTERS

OPPONENT	LT	LG	C	RG	RT	TE	QB	RB	WR (X)	WR (H)	WR (Z)
APPALACHIAN STATE	Bates	Gonzalez	Menet	McGovern	Wright	Holland	McSorley	Sanders	Johnson, Ju.	Hamler	Thompkins
at Pittsburgh	Bates	Gonzalez	Menet	McGovern	Fries	Holland	McSorley	Sanders	Johnson, Ju.	Hamler	Polk
KENT STATE	Bates	Gonzalez	Menet	McGovern	Fries	Holland	McSorley	Sanders	Johnson, Ju.	Hamler	Polk
at Illinois	Bates	Gonzalez	Menet	McGovern	Fries	Holland	McSorley	Sanders	Johnson, Ju.	Hamler	Polk
OHIO STATE	Bates	Gonzalez	Menet	McGovern	Fries	Freiermuth	McSorley	Sanders	Johnson, Ju.	Hamler	Polk
MICHIGAN STATE	Bates	Gonzalez	Menet	McGovern	Fries	Friermuth	McSorley	Sanders	Johnson, Ju.	Hamler	Polk
at Indiana											
IOWA											
at Michigan											
WISCONSIN											
at Rutgers											
MARYLAND											

DEFENSIVE STARTERS

OPPONENT	DE	DT	DT	DE	SLB	MLB	WLB	CB	FS	SS	CB
APPALACHIAN STATE	Miller, S.	Windsor	Hansard	Gross-Matos	Brown, C.	Johnson, Ja.	Farmer	Oruwariye	Scott	Taylor	Reid
at Pittsburgh	Miller, S.	Windsor	Givens	Gross-Matos	Brown, C.	Johnson, Ja.	Farmer	Oruwariye	Scott	Taylor	Castro-Fields
KENT STATE	Miller, S.	Windsor	Givens	Gross-Matos	Brown, C.	Johnson, Ja.	Farmer	Oruwariye	Scott	Taylor	Castro-Fields
at Illinois	Miller, S.	Windsor	Givens	Gross-Matos	Brown, C.	Johnson, Ja.	Farmer	Oruwariye	Scott	Taylor	Reid
OHIO STATE	Miller, S.	Windsor	Givens	Gross-Matos	Brown, C.	Johnson, Ja.	Farmer	Oruwariye	Scott	Taylor	Reid
MICHIGAN STATE	Miller, S.	Windsor	Givens	Gross-Matos	Brown, C.	Johnson, Ja.	Farmer	Oruwariye	Scott	Taylor	Reid
at Indiana											
IOWA											
at Michigan											
WISCONSIN											
at Rutgers											
MARYLAND											

CAREER STARTS

Player	'15	'16	'17	'18	Total
McSorley, Trace (QB)	-	14	13	6	33
Bates, Ryan (OL)	-	14	8	6	28
McGovern, Connor (OL)	-	9	13	6	28
Gonzalez, Steven (OL)	-	3	13	6	22
Farmer, Koa (LB)	-	2	13	6	21
Johnson, Juwan (WR)	-	1	13	6	20
Reid, John (CB)	2	14	-	4	20
Miller, Shareef (DE)	-	-	12	6	18
Givens, Kevin (DT)	-	6	5	5	16
Thompkins, DeAndre (WR)	-	7	8	1	16
Wright, Chasz (OL)	-	5	9	1	15
Fries, Will (OL)	-	-	9	5	14
Brown, Cam (LB)	-	2	-	6	8
Polk, Brandon (WR)	3	-	-	5	8
Scott, Nick (S)	1	-	1	6	8

Player	'15	'16	'17	'18	Total
Sanders, Miles (RB)	-	-	1	6	7
Windsor, Robert (DT)	-	1	-	6	7
Gross-Matos, Yetur (DE)	-	-	-	6	6
Hamler, KJ (WR)	-	-	-	6	6
Johnson, Jan (LB)	-	-	-	6	6
Menet, Michael (OL)	-	-	-	6	6
Oruwariye, Amani (CB)	-	-	-	6	6
Taylor, Garrett (S)	-	-	-	6	6
Holland, Jonathan (TE)	-	-	-	4	4
Cooper, Jake (LB)	1	2	-	-	3
Castro-Fields, Tariq (CB)	-	-	-	2	2
Freiermuth, Pat (TE)	-	-	-	2	2
Allen, Mark (RB)	1	-	-	-	1
Hansard, Fred (DT)	-	-	-	1	1

PARTICIPATION CHART

	GP/GS	App	at Pitt	KSU	at ILL	OSU	MSU	at IND	IOWA	at MICH	WIS	at RU	UMD
8 Allen, Mark	3/0	P	P	P	INJ	INJ	INJ						
90 Barber, Damion	2/0	-	-	P	P	-	-						
52 Bates, Ryan	6/6	ST	ST	ST	ST	ST	ST						
83 Bowers, Nick	3/0	-	-	-	P	P	P						
13 Brooks, Ellis	6/0	P	P	P	P	P	P						
6 Brown, Cam	6/6	ST	ST	ST	ST	ST	ST						
32 Brown, Journey	2/0	-	-	P	P	-	-						
20 Butler, Jabari	6/0	P	P	P	P	P	P						
5 Castro-Fields, Tariq	6/2	P	ST	ST	P	P	P						
90 Checa, Rafael	6/0	P	P	P	P	P	P						
88 Chisena, Dan	1/0	-	-	-	-	P	-						
50 Chizmar, Max	1/0	-	-	P	-	-	-						
14 Clifford, Sean	3/0	-	P	P	P	-	-						
33 Cooper, Jake	3/0	-	P	P	P	-	-						
80 Dalton, Danny	2/0	P	P	-	-	-	-						
41 Darien, Dae'Lun	3/0	-	P	P	P	-	-						
39 Di Leo, Frank	2/0	-	-	P	P	-	-						
5 Dotson, Jahan	1/0	-	-	P	-	-	-						
25 Faison-Walden, Brelin	1/0	-	-	P	-	-	-						
7 Farmer, Koa	6/6	ST	ST	ST	ST	ST	ST						
87 Friermuth, Pat	6/2	P	P	P	P	ST	ST						
71 Fries, Will	6/5	P	ST	ST	ST	ST	ST						
86 George, Daniel	1/0	-	-	P	-	-	-						
93 Gillikin, Blake	6/0	P	P	P	P	P	P						
30 Givens, Kevin	5/5	-	ST	ST	ST	ST	ST						
74 Gonzalez, Steven	6/6	ST	ST	ST	ST	ST	ST						
19 Gordon, Trent	1/0	-	-	P	-	-	-						
99 Gross-Matos, Yetur	6/6	ST	ST	ST	ST	ST	ST						
1 Hamler, KJ	6/6	ST	ST	ST	ST	ST	ST						
53 Hansard, Fred	6/1	ST	P	P	P	P	P						
37 Hartlaub, Drew	3/0	-	-	-	P	P	P						
12 Hippenhammer, Mac	6/0	P	P	P	P	P	P						
18 Holland, Jonathan	4/4	ST	ST	ST	ST	-	-						
75 Holmes, Des	4/0	-	P	P	P	-	-						
2 Johnson, Donovan	5/0	P	P	P	P	-	P						
36 Johnson, Jan	6/6	ST	ST	ST	ST	ST	ST						
84 Johnson, Juwan	6/6	ST	ST	ST	ST	ST	ST						
42 Jordan, Ellison	3/0	P	P	P	-	-	-						
49 Joseph, Daniel	6/0	P	P	P	P	P	P						
82 Kuntz, Zack	1/0	-	-	P	-	-	-						
40 Luketa, Jesse	6/0	P	P	P	P	P	P						
85 Lutz, Isaac	5/0	-	P	P	P	P	P						
66 McGovern, Connor	6/6	ST	ST	ST	ST	ST	ST						
14 McPhearson, Zech	6/0	P	P	P	P	P	P						
9 McSorley, Trace	6/6	ST	ST	ST	ST	ST	ST						
62 Menet, Michael	6/6	ST	ST	ST	ST	ST	ST						
9 Miller, Jarvis	6/0	P	P	P	P	P	P						
48 Miller, Shareef	6/6	ST	ST	ST	ST	ST	ST						
73 Miranda, Mike	6/0	P	P	P	P	P	P						
23 Monroe, Ayron	6/0	P	P	P	P	P	P						
93 Mustipher, PJ	5/0	P	P	P	P	-	P						
21 Oruwariye, Amani	6/6	ST	ST	ST	ST	ST	ST						
28 Owah, Jayson	2/0	-	-	P	P	-	-						
11 Parsons, Micah	6/0	P	P	P	P	P	P						
16 Petrishen, John	6/0	P	P	P	P	P	P						
92 Pinegar, Jake	6/0	P	P	P	P	P	P						
10 Polk, Brandon	6/5	P	ST	ST	ST	ST	ST						
58 Presta, Evan	1/0	-	-	P	-	-	-						
29 Reid, John	4/4	ST	-	-	ST	ST	ST						
24 Sanders, Miles	6/6	ST	ST	ST	ST	ST	ST						
4 Scott, Nick	6/6	ST	ST	ST	ST	ST	ST						
55 Shelton, Antonio	6/0	P	P	P	P	P	P						
6 Shorter, Justin	1/0	-	-	P	-	-	-						
79 Shuman, Charlie	1/0	-	-	P	-	-	-						
64 Simpson, Zach	6/0	P	P	P	P	P	P						
4 Slade, Ricky	5/0	P	P	P	P	-	P						
2 Stevens, Tommy	1/0	-	-	-	-	P	-						
81 Sullivan-Brown, Cameron	6/0	P	P	P	P	P	P						
26 Sutherland, Jonathan	6/0	P	P	P	P	P	P						
46 Tarburton, Nick	2/0	P	P	-	-	-	-						
17 Taylor, Garrett	6/6	ST	ST	ST	ST	ST	ST						
20 Thomas, Jonathan	6/0	P	P	P	P	P	P						
3 Thompkins, DeAndre	6/1	ST	P	P	P	P	P						
69 Thorpe, C.J.	6/0	P	P	P	P	P	P						
18 Toney, Shaka	6/0	P	P	P	P	P	P						
96 Vasey, Kyle	6/0	P	P	P	P	P	P						
50 Vranic, Jason	1/0	-	-	P	-	-	-						
38 Wade, Lamont	6/0	P	P	P	P	P	P						
53 Walker, Rasheed	1/0	-	-	P	-	-	-						
54 Windsor, Robert	6/6	ST	ST	ST	ST	ST	ST						
77 Wright, Chasz	6/1	ST	P	P	P	P	P						

2018 RESULTS & STATISTICS

Date	PSU Rank	Opponent (Rank)	Score	Attendance	Big Ten	Overall
Sept. 1	10/9	APP STATE (-/RV)	W, 45-38 (OT)	105,232	--	1-0
Sept. 8	13/10	at Pittsburgh	W, 51-6	68,400	--	2-0
Sept. 15	11/10	KENT STATE	W, 63-10	106,528	--	3-0
Sept. 21	10/9	at Illinois*	W, 63-24	34,704	1-0	4-0
Sept. 29	9/9	OHIO STATE* (4/4)	L, 26-27	110,889	1-1	4-1
Oct. 13	8/8	MICHIGAN STATE* (-/RV)	L, 17-21	106,685	1-2	4-2
Oct. 20		at Indiana*				
Oct. 27		IOWA*				
Nov. 3		at Michigan*				
Nov. 10		WISCONSIN*				
Nov. 17		at Rutgers*				
Nov. 24		MARYLAND*				

(*) Big Ten Conference game; Rankings - AP/Coaches

TEAM STATISTICS	Penn State	Opponent
SCORING	265	126
Points Per Game	44.2	21.0
Points Off Turnovers	31	13
FIRST DOWNS	140	127
Rushing	68	53
Passing	53	61
Penalty	19	13
RUSHING YARDAGE	1511	932
Yards Gained Rushing	1636	1149
Yards Lost Rushing	125	217
Rushing Attempts	249	244
Average Per Rush	6.1	3.8
Average Per Game	251.8	155.3
TDs Rushing	22	6
PASSING YARDAGE	1436	1258
Comp-Att-Int	97-175-2	121-220-6
Average Per Pass	8.2	5.7
Average Per Reception	14.8	10.4
Average Per Game	239.3	209.7
TDs Passing	13	10
TOTAL OFFENSE	2947	2190
Total Plays	424	464
Average Per Play	7.0	4.7
Average Per Game	491.2	365.0
KICK RETURNS: #-Yards	13-313	12-252
PUNT RETURNS: #-Yards	20-231	10-30
INT RETURNS: #-Yards	6-110	2-26
KICK RETURN AVERAGE	24.1	21.0
PUNT RETURN AVERAGE	11.6	3.0
INT RETURN AVERAGE	18.3	13.0
FUMBLES-LOST	10-5	12-2
PENALTIES-Yards	36-317	54-510
Average Per Game	52.8	85.0
PUNTS-Yards	29-1243	46-1882
Average Per Punt	42.9	40.9
Net Punt Average	39.8	35.0
KICKOFFS-Yards	44-2642	24-1516
Average Per Kick	60.0	63.2
Net Kick Average	40.7	38.7
TIME OF POSSESSION/GAME	28:09	31:51
3RD-DOWN CONVERSIONS	30/80 (38%)	30/98 (31%)
4TH-DOWN CONVERSIONS	4/9 (44%)	4/10 (40%)
SACKS BY-Yards	19-121	10-61
MISC YARDS	0	0
TOUCHDOWNS SCORED	36	17
FIELD GOALS-ATTEMPTS	4-8	3-8
ON-SIDE KICKS	1-1	2-2
RED-ZONE SCORES	(27-28) 96%	(11-15) 73%
RED-ZONE TOUCHDOWNS	(24-28) 86%	(10-15) 67%
PAT-ATTEMPTS	(35-35) 100%	(15-15) 100%
ATTENDANCE	429,334	103,104

SCORE BY QUARTERS	1	2	3	4	OT	Total	Avg./G
Penn State	52	48	58	100	7	265	44.2
Opponents	30	27	21	48	0	126	21.0

PASSING	G	Rating	C-A-I	Pct.	Yards	TD	LP	Avg./G
McSorley, Trace	6	134.44	92-170-2	54.1	1241	11	93	206.8
Clifford, Sean	3	559.60	5-5-0	100.0	195	2	95	65.0
Penn State	6	146.59	97-175-2	55.4	1436	13	95	239.3
Opponents	6	112.58	121-220-6	55.0	1258	10	47	209.7

Statistician's Note: Passing rating formula: [(8.4 x yards) + (330 x touchdowns) - (200 x interceptions) + (100 x completions)] / attempts.

RUSHING	G	Att.	Yards	Avg./Att.	TD	LG	Avg./G
Sanders, Miles	6	104	700	6.7	7	78	116.7
McSorley, Trace	6	79	447	5.7	6	51	74.5
Slade, Ricky	5	26	155	6.0	4	61	31.0
Allen, Mark	3	24	99	4.1	2	19	33.0
Thomas, Johnathan	5	3	84	28.0	1	69	14.0
Hamler, KJ	5	2	32	16.0	1	32	5.3
Brown, Journey	2	2	10	5.0	1	6	5.0
Clifford, Sean	3	4	1	0.2	0	6	0.3
Stevens, Tommy	1	3	-12	-4.0	0	2	-12.0
TEAM	3	2	-5	-2.5	0	-2	-1.7
Penn State	6	249	1636	6.1	22	78	251.8
Opponents	6	244	1149	3.8	6	63	155.3

RECEIVING	G	No.	Yards	Avg./Rec.	TD	LG	Avg./G
Johnson, Juwan	6	19	221	11.6	1	31	36.8
Hamler, KJ	6	18	374	20.8	5	93	62.3
Freiermuth, Pat	6	10	121	12.1	2	27	20.2
Polk, Brandon	6	9	162	18.0	2	41	27.0
Sanders, Miles	6	9	58	6.4	0	19	9.7
Holland, Jonathan	4	7	114	16.3	0	29	28.5
Thompkins, DeAndre	6	6	111	18.5	1	40	18.5
Hippenhammer, Mac	6	6	103	17.2	1	44	17.2
Allen, Mark	3	4	25	6.2	0	9	8.3
Dalton, Danny	2	3	19	6.3	0	9	9.5
Bowers, Nick	3	3	18	6.0	0	9	6.0
George, Daniel	1	1	95	95.0	1	95	95.0
Kuntz, Zack	1	1	8	8.0	0	8	8.0
Sullivan-Brown, Cam	6	1	7	7.0	0	7	1.2
Penn State	6	97	1436	14.8	13	95	239.3
Opponents	6	121	1258	10.4	10	47	209.7

TOTAL OFFENSE	G	Plays	Rushing	Passing	Total	Avg./G
McSorley, Trace	6	249	447	1241	1688	281.3
Sanders, Miles	6	104	700	0	700	116.7
Clifford, Sean	3	9	1	195	196	65.3
Slade, Ricky	5	26	155	0	155	31.0
Allen, Mark	3	24	99	0	99	33.0
Thomas, Johnathan	6	3	84	0	84	14.0
Hamler, KJ	6	2	32	0	32	5.3
Brown, Journey	2	2	10	0	10	5.0
Stevens, Tommy	1	3	-12	0	-12	-12.0
TEAM	3	2	-5	0	-5	-1.7
Penn State	6	424	1511	1436	2947	491.2
Opponents	6	464	932	1258	2190	365.0

KICKOFF RETURNS	No.	Yards	Avg./Ret.	TD	LG
Hamler, KJ	12	293	24.4	0	52
Thomas, Johnathan	1	20	20.0	0	20
Penn State	13	313	24.1	0	52
Opponents	12	252	21.0	1	100

PUNT RETURNS	No.	Yards	Avg./Ret.	TD	LG
Thompkins, DeAndre	15	173	11.5	1	39
Hamler, KJ	4	60	15.0	0	33
Dotson, Jahan	1	-2	-2.0	0	-2
Penn State	20	231	11.6	1	39
Opponents	10	30	3.0	0	11

68 2018 PENN STATE FOOTBALL

ALL-PURPOSE YARDAGE	G	Rushing	Receiving	Punt Returns	KO Returns	Int. Returns	Total	Avg./G
Hamler, KJ	6	32	374	60	293	0	759	126.5
Sanders, Miles	6	700	58	0	0	0	758	126.3
McSorley, Trace	6	447	0	0	0	0	447	74.5
Thompkins, DeAndre	6	0	111	173	0	0	284	47.3
Johnson, Juwan	6	0	221	0	0	0	221	36.8
Polk, Brandon	6	0	162	0	0	0	162	27.0
Slade, Ricky	5	155	0	0	0	0	155	31.0
Allen, Mark	3	99	25	0	0	0	124	41.3
Freiermuth, Pat	6	0	121	0	0	0	121	20.2
Holland, Jonathan	4	0	114	0	0	0	114	28.5
Thomas, Johnathan	6	84	0	0	20	0	104	17.3
Hippenhammer, Mac	6	0	103	0	0	0	103	17.2
George, Daniel	1	0	95	0	0	0	95	95.0
Taylor, Garrett	6	0	0	0	0	82	82	13.7
Brooks, Ellis	5	0	0	0	0	28	28	4.7
Dalton, Danny	2	0	19	0	0	0	19	9.5
Bowers, Nick	3	0	18	0	0	0	18	6.0
Brown, Journey	2	10	0	0	0	0	10	5.0
Kuntz, Zack	1	0	8	0	0	0	8	8.0
Sullivan-Brown, Cam	6	0	7	0	0	0	7	1.2
Clifford, Sean	3	1	0	0	0	0	1	0.3
Dotson, Jahan	1	0	0	-2	0	0	-2	-2.0
Stevens, Tommy	1	-12	0	0	0	0	-12	-12.0
TEAM	3	-5	0	0	0	0	-5	-1.7
Penn State	6	1511	1436	231	313	110	3601	600.2
Opponents	6	932	1258	30	252	26	2498	416.3

..... Points After Touchdown

SCORING	TD	FG	Kick	Rush	Rec.	Pass	DXP	Saf	Points
Pinegar, Jake	0	4-8	35-35	0-0	0-0	0-0	0	0	47
Sanders, Miles	7	0-0	0-0	0-0	0-0	0-0	0	0	42
Hamler, KJ	6	0-0	0-0	0-0	0-0	0-0	0	0	36
McSorley, Trace	6	0-0	0-0	0-0	0-0	0-0	0	0	36
Slade, Ricky	4	0-0	0-0	0-0	0-0	0-0	0	0	24
Allen, Mark	2	0-0	0-0	0-0	0-0	0-0	0	0	12
Freiermuth, Pat	2	0-0	0-0	0-0	0-0	0-0	0	0	12
Polk, Brandon	2	0-0	0-0	0-0	0-0	0-0	0	0	12
Thompkins, DeAndre	2	0-0	0-0	0-0	0-0	0-0	0	0	12
Brown, Journey	1	0-0	0-0	0-0	0-0	0-0	0	0	6
George, Daniel	1	0-0	0-0	0-0	0-0	0-0	0	0	6
Hippenhammer, Mac	1	0-0	0-0	0-1	0-0	0-0	0	0	6
Johnson, Juwan	1	0-0	0-0	0-0	0-0	0-0	0	0	6
Thomas, Johnathan	1	0-0	0-0	0-0	0-0	0-0	0	0	6
TEAM	0	0-0	0-0	0-0	0-0	0-0	0	1	2
Penn State	36	4-8	35-35	0-1	0-0	0-0	0	1	265
Opponents	17	3-8	15-15	0-1	0-0	0-0	0	0	126

PUNTING	No.	Yards	Average	LG	TB	FC	I-20	50+	Blk.
Gillikin, Blake	29	1243	42.9	58	3	8	10	6	0
Penn State	29	1243	42.9	58	3	8	10	6	0
Opponents	46	1882	40.9	58	2	11	11	6	0

FIELD GOALS	FG	Pct.	1-19	20-29	30-39	40-49	50+	LG	Blk.
Pinegar, Jake	4-8	50.0	0-0	1-1	3-4	0-3	0-0	39	0

Progression [Makes in ()]: (32), 45, 44, (34), 46, (39), 37, (20).

KICKOFFS	No.	Yards	Average	TB	OB
Checa, Rafael	44	2642	60.0	24	3
Penn State	44	2642	60.0	24	3
Opponents	24	1516	63.2	11	0

INTERCEPTIONS	No.	Yards	Average	TD	LG
Oruwariye, Amani	2	0	0.0	0	0
Taylor, Garrett	2	82	41.0	0	45
Brooks, Ellis	1	28	28.0	0	28
Johnson, Jan	1	0	0.0	0	0
Penn State	6	110	18.3	0	45
Opponents	2	26	13.0	0	26

FUMBLE RETURNS	No.	Yards	Average	TD	LG
Miller, Jarvis	1	0	0.0	0	0
Penn State	1	0	0.0	0	0
Opponents	3	31	10.3	0	20

DEFENSE	G-GS	Solo	Assist	Total	TFL-Yards	Sacks-Yards	Int.-Yards	PBU	QBH	FR-Yards	FF
Johnson, Jan	6-6	19	15	34	0.5-1	0.5-1	1-0	0	0	0-0	0
Taylor, Garrett	6-6	22	11	33	1.5-7	0-0	2-82	6	0	0-0	1
Scott, Nick	6-6	17	13	30	1.0-10	1.0-10	0-0	1	0	0-0	0
Brown, Cam	6-6	15	13	28	5.0-15	1.0-4	0-0	3	2	0-0	1
Parsons, Micah	6-0	13	15	28	1.0-5	0.5-1	0-0	0	3	0-0	0
Oruwariye, Amani	6-6	20	4	24	1.0-3	0-0	2-0	9	0	0-0	1
Farmer, Koa	6-6	11	13	24	1.5-2	0-0	0-0	1	0	0-0	0
Castro-Fields, Tariq	6-2	11	8	19	1.0-1	0-0	0-0	6	0	0-0	0
Sutherland, Jonathan	6-0	12	6	18	2.0-4	0-0	0-0	0	0	0-0	0
Windsor, Robert	6-6	6	11	17	4.0-20	2.5-16	0-0	0	1	0-0	1
Givens, Kevin	5-5	10	7	17	5.0-13	1.0-2	0-0	0	2	0-0	0
Gross-Matos, Yetur	6-6	10	7	17	6.5-17	2.0-10	0-0	0	5	0-0	1
Miller, Shareef	6-6	11	4	15	8.5-44	4.0-32	0-0	0	3	0-0	0
Toney, Shaka	6-0	7	6	13	3.5-18	1.0-11	0-0	1	1	0-0	0
Wade, Lamont	6-0	8	4	12	2.0-9	1.0-7	0-0	0	0	0-0	0
Brooks, Ellis	6-0	8	4	12	0.5-2	0.5-2	1-28	0	0	0-0	0
Joseph, Daniel	6-0	3	6	9	1.0-9	1.0-9	0-0	1	0	0-0	0
Johnson, Donovan	5-0	6	3	9	0-0	0-0	0-0	2	1	0-0	0
Reid, John	4-4	6	2	8	0-0	0-0	0-0	3	1	0-0	0
Mustipher, P.J.	5-0	3	5	8	0-0	0-0	0-0	0	0	0-0	0
McPhearson, Zech	6-0	5	2	7	1.0-3	0-0	0-0	2	0	0-0	0
Shelton, Antonio	6-0	3	4	7	0-0	0-0	0-0	0	0	0-0	0
Monroe, Ayrton	6-0	3	3	6	0-0	0-0	0-0	0	0	1-0	0
Miller, Jarvis	6-0	2	3	5	1.0-6	0-0	0-0	0	0	1-0	0
Luketa, Jesse	6-0	4	1	5	0-0	0-0	0-0	0	0	0-0	0
Butler, Jabari	6-0	3	1	4	0-0	0-0	0-0	1	0	0-0	1
Dariun, Dae'Lun	3-0	4	0	4	0-0	0-0	0-0	1	1	0-0	0
Oweh, Jayson	2-0	3	0	3	2.0-11	2.0-11	0-0	0	1	0-0	0
Hansard, Fred	6-1	1	1	2	0.5-1	0-0	0-0	0	0	0-0	0
Simmons, Shane	1-0	1	1	2	0-0	0-0	0-0	0	0	0-0	0
Cooper, Jake	3-0	2	0	2	0-0	0-0	0-0	0	0	0-0	0
Thorpe, C.J.	6-0	0	2	2	0-0	0-0	0-0	0	0	0-0	0
McSorley, Trace	6-6	1	1	2	0-0	0-0	0-0	0	0	0-0	0
Lutz, Isaac	5-0	0	2	2	0-0	0-0	0-0	0	0	0-0	0
Jordan, Ellison	3-0	1	1	2	1.0-5	1.0-5	0-0	0	0	0-0	0
Gordon, Trent	1-0	0	1	1	0-0	0-0	0-0	0	0	0-0	0
Petrishen, John	6-0	0	1	1	0-0	0-0	0-0	0	0	0-0	0
Vranic, Jason	1-0	0	1	1	0-0	0-0	0-0	0	0	0-0	0
Hippenhammer, Mac	6-0	1	0	1	0-0	0-0	0-0	0	0	0-0	0
Brown, Journey	2-0	0	1	1	0-0	0-0	0-0	0	0	0-0	0
Polk, Brandon	6-5	0	1	1	0-0	0-0	0-0	0	0	0-0	0
Chizmar, Max	1-0	0	1	1	0-0	0-0	0-0	0	0	0-0	0
McGovern, Connor	6-6	1	0	1	0-0	0-0	0-0	0	0	0-0	0
Hartlaub, Drew	1-0	0	1	1	0-0	0-0	0-0	0	0	0-0	0
Penn State	6-0	253	186	439	51-206	19-121	6-110	37	21	2-0	6
Opponents	6-0	238	139	377	30-106	10-61	2-26	21	11	5-31	8