



2021-22 PENN STATE MEN'S BASKETBALL

GAME 18 | PENN STATE VS. IOWA | JAN. 31, 2022 | BRYCE JORDAN CENTER

2021-22 SCHEDULE

Date Opponent Time/Result

NOVEMBER

10	YOUNGSTOWN STATE	W, 75-59
15	at Massachusetts	L, 56-81
18	ST. FRANCIS (NY)%	W, 74-59
22	CORNELL	W, 85-74
26	vs. LSU%	L, 63-68 (OT)
27	vs. Oregon State%	W, 60-45

DECEMBER

1	MIAMI^	L, 58-63
5	OHIO STATE*	L, 64-76
8	WAGNER	W, 74-54
11	at #19/20 Michigan St.*	L, 64-80
18	at VCU	Canceled
22	QUINNIPIAC	Canceled
29	DELAWARE STATE	Canceled

JANUARY

2	INDIANA*	W, 61-58
5	at Northwestern*	W, 74-70
8	#3 PURDUE*	L, 67-74
11	RUTGERS*	W, 66-49
16	at #16 Ohio State*	L, 56-61
19	MINNESOTA*	Postponed
22	at Iowa*	L, 51-68
26	at Indiana*	L, 57-74
31	IOWA*	7 PM

FEBRUARY

5	at Wisconsin*	6 PM
8	MICHIGAN*	9 PM
12	at Minnesota*	8:30 PM
15	MICHIGAN STATE*	6:30 PM
17	MINNESOTA*	4 PM
21	at Maryland*	7 PM
25	NORTHWESTERN*	7 PM
28	NEBRASKA*	7 PM

MARCH

3	at Illinois*	7 PM
6	at Rutgers*	Noon
9-13	Big Ten Tournament	TBA

% - Emerald Coast Classic
 ^ Big Ten/ACC Challenge
 * Big Ten Opponent
 HOME GAMES IN CAPS
 All times Eastern Standard Time

GAME DAY INFORMATION

PENN STATE NITTANY LIONS
8-9 | 3-6 Big Ten



VS.

IOWA HAWKEYES
14-6 | 4-5 Big Ten



TEAM INFORMATION

Team Name.....Hawkeyes
 Head Coach.....Fran McCaffery (12th)
 Iowa Record: 230-158
 KenPom Ranking21
 NET Ranking22
 Current Streak.....L1

TEAM INFORMATION

Team Name.....Nittany Lions
 Head Coach.....Micah Shrewsberry (1st)
 PSU Record: 8-9
 KenPom Ranking86
 NET Ranking98
 Current Streak.....L3

GAME COVERAGE

TV | Big Ten Network - Jason Horowitz (pxp) & Andy Katz (analyst)
 RADIO | Penn State Sports Network - 103.7 FM & 1450 AM - Steve Jones & Dick Jerardi
 NATIONAL RADIO | XM Ch. 381 | SXM App. Ch. 971






OPENING TIPS

- Penn State and Iowa meet for the second time in nine days Monday night when PSU returns to the Bryce Jordan Center for its first home game in 20 days.
- The Nittany Lions are coming off a rough road stretch and look to bounce back at home where Penn State is 6-3 this season.
- Four Nittany Lions are averaging double-digit points, led by Jalen Pickett's 13.4 ppg. Seth Lundy (13.2 ppg) and Sam Sessoms (11.4 ppg) follow, while John Harrar is nearly averaging a double-double with 10.3 ppg and 9.5 rpg.

IF PENN STATE BEATS IOWA

- The Nittany Lions would improve to 7-3 inside the Bryce Jordan Center this season.
- Penn State would improve to 13-10 all-time when playing Iowa in Happy Valley.
- Penn State would snap a three-game losing streak.

LAST GAME STARTING LINEUP

		PPG	RPG	APG	MPG
	#1 SETH LUNDY Jr. F 6-6	13.2	5.6	0.9	32.0
	#5 GREG LEE Sr.+ F 6-9	6.8	6.5	0.8	24.2
	#11 JAHEAM CORNWALL Sr.+ G 6-0	2.9	1.2	0.8	18.8
	#21 JOHN HARRAR Sr.+ F 6-9	10.3	9.5	0.9	27.0
	#22 JALEN PICKETT Sr. G 6-4	13.4	4.0	4.4	35.8

NITTANY LION RESERVES

No.	Name	Pos.	Ht.	Elig.	PPG	RPG	APG	MPG
0	Irekefe Oweh	G	6-2	So.	0.0	0.0	0.0	0+
2	Myles Dread	G	6-4	Sr.	5.9	2.2	1.4	26.7
3	Sam Sessoms	G	6-0	Sr.	11.4	3.5	3.2	28.8
4	Caleb Dorsey	F	6-7	So.	1.0	0.7	0.0	5.3
13	Jevonnie Scott	F	6-7	Jr.	2.3	1.8	0.3	7.2
14	Jalanni White	F	6-8	Sr.+	3.3	3.6	0.5	14.6
15	Dan Conlan	G	6-4	Jr.	0.0	0.0	0.0	0+
23	Dallion Johnson	G	6-3	So.	2.2	0.5	0.1	8.6
33	Andy Christos	G	6-5	So.	0.0	0.0	0.0	1.4
35	Ishaan Jagiasi	G	6-1	Jr.	0.0	0.0	0.0	0+

STRATEGIC COMMUNICATIONS

MBB Primary Contact.....Chelsea Vielhauer
 Cell Phone 610-937-4035
 Email cpv5026@psu.edu

MBB Secondary ContactNicole Praga
 Cell Phone 814-321-3804
 Email ncp42@psu.edu

PENN STATE QUICK FACTS

University Information

Location.....University Park, Pa.
 Founded.....1855
 Enrollment.....47,559
 Nickname.....Nittany Lions
 School Colors.....Blue and White
 Conference.....Big Ten
 President.....Dr. Eric Barron
 VP For Intercollegiate Athletics.....Sandy Barbour
 Deputy AD (MBB Administrator).....Lynn Holleran
 Facility (Capacity).....Bryce Jordan Center (15,261)
 All-Time Record at BJC.....262-154 (26th season)

Men's Basketball Staff

Head Coach.....Micah Shrewsberry (Hanover '99)
 Penn State Record: 8-9 (1st season)
 Career Record (Includes NAIA): 23-57 (3rd season)
 Assoc. Head Coach.....Adam Fisher (Penn St. '06)
 Assistant Coach.....Aki Collins (Clark Atlanta '97)
 Assistant Coach.....Mike Farrelly (St. Joseph's '03)
 Chief of Staff.....Nick Colella (Penn St. '13)
 Dir. of Recruiting.....Brian Snow (Ohio State '07)
 Dir. of Player Dev.....Mike Green (Butler '08)
 Asst. to Head Coach.....Tre Whitted (Marshall '07)
 Video Coord.....Grady Eifert (Purdue '19)
 Athletic Trainer.....Justin Pomar (Iowa State '14)
 Strength Coach.....Greg Miskinis (Penn St. '08)
 SID.....Chelsea Vielhauer (Penn St. '13)

Program History

First Year of Men's Basketball.....1897
 No. of Seasons.....125 (126 in 2021-22)
 All-Time Record.....1,515-1,220
 All-Time Big Ten Record.....169-347
 NCAA Tournament App./Last.....9/2011
 NCAA Tournament Record.....9-11
 NIT App./Last.....11/2018 - champs
 NIT Record.....27-9
 CBI App./Last.....1/2014
 CBI Record.....1-1

Team Information

2020-21 Record.....11-14
 Home - 7-5
 Away - 3-8
 Neutral - 1-1
 Big Ten Record (finish).....7-12 (t-10)
 Home - 5-4
 Away - 2-8
 Letterwinners Returning/Lost.....7/9
 Starters Returning/Lost.....2/3
 Big Ten Tournament.....Second Round
 Postseason.....n/a

#WeAre

Men's Basketball Twitter.....@PennStateMBB
 Men's Basketball Instagram.....pennstateMBB
 Men's Basketball Facebook.....Penn State
 Basketball
 Penn State Athletics Twitter.....@GoPSUSports
 Penn State Athletics Website.....gopsusports.com
 Hashtags.....#WeAre

Contact

Ticket Office Phone.....1-800-NITTANY
 Bryce Jordan Center Press Row.....814-863-3294
 Strategic Communications Office.....814-865-1757

COACHES VS. CANCER

Penn State hosts its annual Coaches vs. Cancer game Monday night at the Bryce Jordan Center.

Coaches vs. Cancer of Penn State and the Nittany Lion basketball program have worked together for more than 25 years to raise funds and awareness to support cancer initiatives in the Centre County region.

The Penn State chapter of Coaches vs. Cancer was established in 1995 by former Nittany Lion head coach Bruce Parkhill who grew up and attended high school in State College. Penn State basketball coaches since have carried on the mission. Since the organization's launch, the Cvc-Penn State chapter has raised more than \$3.4 million net to date and is among nation's most successful fundraising chapters.

A check presentation will be made at halftime, presenting this year's Cvc-Penn State fundraising total. Additionally, \$5 from every single-game ticket sold to Monday's game will be donated to Coaches vs. Cancer of Penn State.

20-PLUS...TWICE!

Monday's game will be Penn State's first home game in 20 days. The Nittany Lions last played at home on Jan. 11, a 66-49 win over Rutgers.

The long layoff between BJC appearances was due to the postponement of Jan. 19's home game vs. Minnesota. Penn State played three-straight road games at #16 Ohio State (Jan. 16), at Iowa (Jan. 22) and at Indiana (Jan. 26). It'll be four of five on the road as Penn State next heads to #11 Wisconsin on Feb. 5.

It's the second time this season that the Nittany Lions will go 20 or more days between playing a game in the BJC, as Penn State went 25 days from Dec. 8 vs. Wagner to Jan. 2 vs. Indiana due to game cancellations in December.

DE-FENSE!

Penn State's defense has held 10 of its last 14 opponents at least 10 points under their season scoring averages entering the game.

Team	Season Avg.	vs. PSU
Iowa	83.9	68 (-15.9)
#16 Ohio State	75.6	61 (-14.6)
Rutgers	70.4	49 (-21.4)
#3 Purdue	85.9	74 (-11.9)
Indiana	77.2	58 (-19.2)
Wagner	69.0	54 (-15)
Miami	73.3	63 (-10.3)
Oregon State	69.2	45 (-24.2)
LSU	85.4	68 (OT) (-17.4)
Cornell	87.8	74 (-13.8)

Penn State has held its opponents to a dismal average of 58.5 points per game in its eight wins. Nittany Lion opponents have shot just 38.1 percent (74-194) from the floor and 31.0 percent (53-171) from 3-point range in Penn State's eight wins.

AIMING TO GET BACK ON TRACK

Penn State returned from a 22-day layoff from game action at the beginning of January to play some of its best basketball yet, earning three Big Ten wins during a five-game stretch.

The Nittany Lions earned a home win over Indiana (61-68) on Jan. 2, a road win at Northwestern (74-70) on Jan. 5, and a home victory against Rutgers (66-49) on Jan. 11. Penn State's only loss during the four game stretch was to then-No. 3 Purdue, a narrow 67-74 defeat.

Penn State has since lost three-straight, all of which were road games. The Nittany Lions, playing without leading scorer Seth Lundy, dropped a tight five-point battle at #16 Ohio State, 56-61, on Jan. 16. The Nittany Lions then fell 51-68 at Iowa on Jan. 22 and at Indiana, 57-74, on Jan. 26. Here are the key numbers from the last three games (all losses) to the previous four (three wins):

Stat	Last 3 (0-3)	Prev. 4 (3-1)
PPG	54.7	67.0
FG%	35.4%	44.3%
3FG%	30.1%	38.2%
Rebound Margin	-1.3	+7.5

THE THREE IS KEY

Penn State's performance from three-point range has proven to be a major key to success, both offensively and defensively.

Offensively, the Nittany Lions are shooting 38.1 percent (74-194) from deep with an average of 9.3 made threes per game in Penn State's eight wins. Penn State is shooting 29.7 percent (62-209) from downtown with an average of 6.9 treys per game in the Nittany Lions' nine losses.

Defensively, the Nittany Lions give up an average of 8.8 threes per game while allowing their opponents to shoot 38.2 percent (79-207) from deep in the Nittany Lions' nine losses. Penn State has held its opponents to a 31.0 percent (53-171) clip from downtown and 6.6 made threes per game in the Nittany Lions' eight wins.

The Nittany Lions shot a season-best 50 percent (11-22) from deep in Penn State's win over Indiana on Jan. 2. Penn State made a program-record tying 15 3-pointers in its win over Cornell on Nov. 22.

HOME SWEET HAPPY VALLEY

The home court advantage has been friendly to the Nittany Lions, as Penn State is 71-32 (.689) when playing inside the Bryce Jordan Center since the start of the 2015-16 season.

Penn State is 6-3 at home this season, with those three losses coming only against teams that are currently ranked or receiving votes in the latest AP Poll - Purdue (currently #6), Ohio State (currently #16) and Miami (RV).

FIRST TIME OUT

Penn State and Iowa meet for the second time in nine days Monday. The two teams opened the season series in Iowa City on Jan. 22, with the host Hawkeyes claiming a 68-51 victory.

After a close first half in which the Nittany Lions dominated the boards with a plus-12 rebound margin, the Hawkeyes came out of the locker room and turned the rebound margin in their favor to control the second half and come out with the victory. The Nittany Lions held a 22-10 edge in rebounds in the first half, including an 8-1 advantage on the offensive glass. Iowa flipped the script in the second half, controlling the boards 27-12 with a 10-3 edge on the offensive glass.

Senior Jalen Pickett led Penn State with 14 points and added three rebounds, three assists and two steals to his stat line. Senior Myles Dread had nine points behind a trio of 3-pointers. Senior Greg Lee had a team-high eight rebounds and added six points.

NON-CON AT A GLANCE

Penn State wrapped up non-conference play with a 5-3 record.

All five of Penn State's non-conference victories came by double digits - Youngstown St. (75-59), St. Francis Brooklyn (74-59), Cornell (85-74), Oregon State (60-45) and Wagner (74-54).

Penn State fell on the road to UMass (56-81) in the second game of the season, but the Nittany Lions' other two non-conference losses were close five-point games. Penn State took LSU, a team currently ranked #12 in the AP Poll, to overtime before falling 63-68. The Nittany Lions fell to Miami in the Big Ten/ACC Challenge 58-63.

Seth Lundy and Sam Sessoms both contributed a team-best 14.5 points per game through Penn State's eight non-conference contests.

AGE & EXPERIENCE

The average age of Penn State's 15-man roster on the official Nov. 9 start date of the 2021-22 college basketball season (Penn State opened on Nov. 10) was 21.61 years old. Penn State is believed to be the sixth-oldest Division I team in the country this season, oldest Power 5 team, and oldest team in the Big Ten.

Team	Avg. Age on Nov. 9
Eastern Kentucky	22.02
Drake	21.82
Chattanooga	21.69
Buffalo	21.67
Richmond	21.63
Penn State	21.61
Cincinnati	21.56
Ohio State	21.54
Miami	21.38
Seton Hall	21.33

The Nittany Lions have no freshmen on their roster and are bolstered by seven players who have played three or more years of college basketball.

4,332 TRANSFER POINTS

Penn State's eight newcomers, seven of whom have played college basketball at their previous schools, combine to bring 4,332 career points to Happy Valley, which is believed to rank fourth in the nation in 2021-22 incoming transfer class scoring.

Team	21-22 Transfer Class	Career Points
Georgia	7	4,782
Duquesne	5	4,695
Kentucky	6	4,615
Penn State	7	4,332
Florida	5	4,144

THE OPPOSITION

SCOUTING IOWA

- The Hawkeyes are 14-6 overall and 4-5 in Big Ten play. Iowa comes to Happy Valley with a 1-3 mark in conference road games.
- Iowa's lone road win of Big Ten play came on Jan. 16, an 81-71 win at Minnesota.
- Iowa's 82.6 points per game ranks second in the conference and top 10 in the nation. The Hawkeyes are led by the Big Ten's leading scorer Keegan Murray, who averages 22.4 points per game.
- Three other Hawkeyes are averaging double-digit points in Patrick McCaffery (10.8 ppg), Kris Murray (10.6 ppg) and Jordan Bohannon (10.4 ppg).

AGAINST THE HAWKEYES

- Penn State and Iowa meet for the second time in nine days Monday.
- The Nittany Lions are 12-10 all-time when playing Iowa at Home.
- The Hawkeyes won the season's first meeting on Jan. 22, 68-51. After a close first half in which the Nittany Lions dominated the boards with a plus-12 rebound margin, the Hawkeyes came out of the locker room and turned the rebound margin in their favor to control the second half and come out with the victory.

BY THE NUMBERS

	PENN STATE	IOWA
Scoring Offense	65.0	82.6
Scoring Defense	65.5	70.1
Scoring Margin	-0.5	+12.6
Field Goal Pct.	43.4	46.1
Field Goal Pct. Defense	42.1	43.4
Free Throw Pct.	73.7	77.1
3FG Made Per Game	8.0	8.3
3FG Pct.	33.7	33.5
3FG Pct. Defense	34.9	33.0
Rebounding	35.3	36.6
Rebounding Allowed	31.5	36.1
Rebounding Margin	+3.8	+0.6
Assists	12.4	16.2
Steals	4.8	8.1
Turnovers	12.9	9.0

INSIDE THE SERIES

Overall: Iowa leads, 33-18
 Last Meeting: Jan. 22, 2022 - Iowa 68-51
 Current Streak: Iowa, 3
 Against Iowa at Home: 12-10
 Against Iowa on the Road: 4-20
 Neutral Locations vs. Iowa: 2-3

Last Five Meetings:
 Feb. 22, 2022 (Away) Iowa 68-51
 Feb. 21, 2021 (Away) Iowa 74-68
 Feb. 29, 2020 (Away) Iowa 77-68
 Jan. 4, 2020 (Neutral - Palestra) Penn State 89-86
 Jan. 16, 2019 (Home) Iowa 89-82

PICKETT'S POP

Senior transfer Jalen Pickett is the only Big Ten player averaging at least 16 points and 4 assists per conference game thus far this season. Pickett tallied the first points-assists double-double in a Big Ten game this season after registering 21 points and 10 assists against #3 Purdue on Jan. 8. The guard is averaging 16.0 points, 4.2 assists and 3.6 rebounds per Big Ten contest.

Pickett came to PSU after three seasons at Siena, where he earned MAAC Player of the Year honors as a sophomore in 2019-20 and MAAC Rookie of the Year honors as a freshman in 2018-19. He was a three-time first-team All-MAAC selection.

LOCKDOWN LUNDY

Junior Seth Lundy is the team's second-leading scorer and averaging 132 points per game. But it's his defense that has stolen the show as he proves himself as a legitimate two-way player in the Big Ten. Take a look at the work he's done on some of the nation's best that he has been tasked with guarding:

Rutgers (Jan. 11) - Ron Harper Jr.
Season Avg.: 16.3 ppg, 45.3 FG%
Vs. PSU: 7 points, 2-9 FG

Purdue (Jan. 8) - Jaden Ivey
Season Avg.: 16.7 ppg, 48.5 FG%
Vs. PSU: 12 points, 5-15 FG

Ohio State (Dec. 5) - EJ Liddell
Season Avg.: 19.4 ppg, 51.2 FG%
Vs. PSU: 14 points, 4-9 FG

Miami (Dec. 1) - Kam McGusty
Season Avg.: 17.8 ppg, 48.7 FG%
Vs. PSU: 12 points, 5-10 FG

LSU (Nov. 26) - Darius Days
Season Avg.: 13.1 ppg, 41.8 FG%
Vs. PSU: 8 points, 4-14 FG

BIG JOHN

Penn State graduate student John Harrar owns season-long marks of 10.3 points and 9.5 rebounds per game. His 9.5 rebounds per game rank second in the Big Ten and 19th nationally. as of Friday, Jan. 28.

The Wallingford, Pa. native has tallied five double-doubles thus far, pulled down double-digit rebounds in eight contests, and is shooting 66.0 percent (66-100) from the field. Harrar owns 11 career double-doubles, making him one of just 17 Penn State players all-time to register double-digit double-doubles in their Penn State career.

SESSOMS' STEP UP

Senior Sam Sessoms has stepped into a larger role this season and currently ranks third on the team with 11.4 points per game and second with 3.2 assists per contest.

Sessoms led Penn State offensively in the Nittany Lions' win over Rutgers on Jan. 11 with a game-high 17 points and six assists. The senior shot 7-for-10 from the field and a percent 3-for-3 from downtown. He followed that performance with a team-best 15 points in a tight five-point loss at #16 Ohio State on Jan. 16.

He scored his 1,500th career point during the victory over Rutgers.

DREAD FROM DEEP

Senior Myles Dread drilled his 200th career 3-pointer in Penn State's Jan. 5 win at Northwestern, making him the seventh Nittany Lion to ever reach 200 career triples. He currently has 208 career treys, the sixth-most all-time by a Nittany Lion. He needs 13 to match Danny Morrissey's fifth-best mark of 221 career 3-pointers.

Dread is shooting 39.2 percent (31-79) from deep during his senior season, by far his most efficient season from downtown. He shot 35.6 percent from 3-point range as a freshman in 2018-19.

CAREER MILESTONE WATCH

1,600 Points Sam Sessoms	Current Mark 1,541
1,400 Points Jalen Pickett	Current Mark 1,366
1,300 Points Jaheam Cornwall	Current Mark 1,257
800 Points Myles Dread Greg Lee	Current Mark 799 784
700 Points & Rebs. John Harrar	Current Mark 678 Points 696 Rebounds
700 Points Seth Lundy	Current Mark 628
400 Assists Jaheam Cornwall	Current Mark 380

MEDIA INFORMATION

SHREWSBERRY AVAILABILITY

Coach Shrewsberry will be available for weekly media sessions during the regular season. Interview requests outside of these availabilities should be arranged through Chelsea Vielhauer in the Strategic Communications office.

PLAYER INTERVIEWS

All student-athlete interviews must be arranged through Chelsea Vielhauer at least 72 hours in advance. Interviews will not be granted on game day prior to tip-off. Player phone numbers will not be released. Following games, requested Penn State student-athletes will be made available. The Penn State locker room is closed.

CREDENTIALS

Press credentials are issued to accredited members of the working media only. Requests for credentials should be directed to Chelsea Vielhauer at least one week in advance of each game. Press credentials can be picked up at the media entrance to the Bryce Jordan Center.

PHOTOGRAPHERS

A photo pass must be issued to gain access courtside in the Bryce Jordan Center. Please contact Chelsea Vielhauer one week in advance for photo passes. Courtside photographers must follow NCAA guidelines.

RADIO NETWORKS

The Penn State Sports Network originates from the first row of Booth C23 in the press area. Visiting radio stations are located on the first row of Booth C22 in the press area. Visiting radio is provided Ethernet, POTS and ISDN connections.

PRESS ROW SEATING

The press seating area is located atop section 122 and 123 of the Bryce Jordan Center. Please allow several minutes when taking the elevator to the press room or media seating areas.

GAME NOTES

Game notes will be provided at least 24 hours in advance of each game. Penn State, Big Ten and opposing team game notes will be available online. If you would like to receive game notes via email, please contact Chelsea Vielhauer in the Strategic Communications office.

MEDIA SCHEDULE - JAN. 31-FEB. 6

MONDAY	TUESDAY	WEDNESDAY	THURSDAY	FRIDAY	SATURDAY	SUNDAY
Penn State vs. Iowa			Weekly Media Availability	Penn State Game Notes Available	Penn State at #11 Wisconsin	
7 PM - BTN			2:30-2:50 Micah Shrewsberry 2:50-3 PM Student-Athlete(s)		6 PM - BTN	
Postgame Availability in BJC Media Room	No player availability		BJC Media Room		Postgame Availability at Wisconsin	

SINGLE-GAME RECORDS

POINTS

Points.....129 vs. VMI, 12/30/06
 Points/Half.....69 (2nd) vs. Rutgers, 12/14/55
 Points/Half (Low since 1960).....7 at Army, 2/5/66
 Points/Combined.....240 vs. VMI, 12/30/06
 (PSU 129, VMI 111)
 Points/In Loss:102 at Indiana, 2/1/19 (3OT)

SCORING MARGINS

Victory Margin.....58 vs. Ithaca, 1/17/53
 (PSU 105, Ithaca 47)
 Losing Margin.....53 at Navy, 12/4/85
 (Navy 103, PSU 50)

FIELD GOALS

Field Goals.....49 vs. Muhlenberg, 12/12/77
 Fewest Field Goals.....7 vs. Pittsburgh, 3/1/52
 Field Goal Attempts.....105 vs. Gettysburg, 1/12/53
 Field Goal Att/Combined.....177 at Duke, 1/5/65
 Field Goal %69.6 (32-46) vs. Army, 2/17/79
 Field Goal % Half90.0 (18-20, 2nd) vs. Army,
 2/17/79
 Field Goal % Low.....20.51 (16-78) vs. Syracuse,
 1/6/57

3-POINT FIELD GOALS

3-Pt. Field Goals.....15, 3 times
 vs. Cornell (34 att.), 11/22/21
 vs. Hartford (25 att.), 11/20/08
 vs. Purdue (22 att.), 2/7/01
 3-Pt. Field Goal Attempts.....39
 at Purdue (10 made), 1/17/21
 3-Pt. Field Goal % (min. 10 att.).....78.6 (11-14)
 at Ohio State, 1/25/18
 3-Pt. Field Goal % (min. 7 att.).....85.7 (6-7)
 at Massachusetts, 2/23/89

FREE THROWS

Free Throws Made42, vs. Siena, 3/20/00
 Free Throw Attempts.....53 vs. Duquesne, 1/12/91
 Free Throw Att./Combined....96 vs. Lehigh, 2/6/56
 Free Throw Att./Low0, 3 times
 most recently vs. Temple, 2/6/74
 Free Throw Att./Low Combined..0 vs. Lock Haven,
 1900
 Free Throw %.....100% (16-16) at Villanova, 1/25/78
 100% (5-5) at Alabama, 12/21/18

REBOUNDS

Rebounds71 vs. Cornell, 12/4/71
 Rebound Margin.....+39 (67-28)
 vs. Loyola (Md.), 1/26/81

STEALS/ASSISTS/BLOCKS

Steals19 vs. Indiana (Pa.), 12/1/82
 Assists36 vs. VMI, 12/30/06
 Blocks16 vs. Nebraska, 3/11/15

FOULS

Personal Fouls.....39, 2 times
 at Alaska, 11/25/78
 at Duquesne, 1/10/83
 Personal Fouls Combined.....68 at Alaska, 11/25/78
 Personal Fouls/Low.....0 vs. Lock Haven, 1900
 Personal Fouls/Low, Combined...0 vs. Lock Haven,
 1900

OVERTIME

Overtime Periods.....5 vs. Temple, 2/14/45
 (Temple 63, PSU 60)

HIGHEST-RANKED RECRUITING CLASS IN PROGRAM HISTORY

It took head coach Micah Shrewsberry and his staff less than eight months to make history in Happy Valley, as the staff recently signed the highest-ranked recruiting class in program history on Signing Day 2021.

Penn State's five-member class currently ranks 24th in the nation according to 247Sports, 25th according to ESPN, and 29th according to Rivals.

The five-member class is comprised of Jameel Brown (Philadelphia, Pa.), Kanye Clary (Virginia Beach, Va.), Demetrius Lilley (Philadelphia, Pa.), Evan Mahaffey (Cincinnati, Ohio) and Kebba Njie (Centerville, Ohio). The five new Nittany Lions, who will join the program as the Class of 2026, will bring accomplished athletic and academic pedigrees to Penn State.

CORE RETURNEES

Penn State returns a number of familiar faces for the 2021-22 season. Graduate student John Harrar returns to utilize the extra year of eligibility granted by the NCAA due to the Covid-19 pandemic. Harrar earned honorable mention All-Big Ten honors last season after leading the Nittany Lions with 8.8 rebounds per game and a 54.9 field goal percentage.

Junior Seth Lundy is the team's returning leading scorer from a season ago. Lundy tallied 10.1 points per game, including two 30-plus point contests in his sophomore campaign.

Seniors Myles Dread and Sam Sessoms will play large roles in the backcourt once again. Dread ranked first or second on the team in three-pointers made in each of his three years as a Nittany Lion. Sessoms is set for his second season at Penn State after playing two years at Binghamton. The Philadelphia native ranked second on the team in steals a season ago and tallied nine double-digit scoring games.

Sophomores Caleb Dorsey, Dallion Johnson and Andy Christos also return looking to make a jump in their second year in Happy Valley.

NEW FACES IN NEW PLACES

Eight new faces pair with seven returners to comprise Penn State's 15-man roster.

Five new Nittany Lions joined the team via the transfer portal in Jaheam Cornwall (Gardner-Webb), Greg Lee (Western Michigan), Jalen Pickett (Siena), Jevonnie Scott (South Plains College), and Jalanni White (Canisius). Three others joined as walk-ons, two of whom have played college basketball in previous years, in Dan Conlan (Dickinson), Irekefe Oweh (St. Thomas Aquinas) and Ishaan Jagiasi.

A NEW SHERIFF IN TOWN

Peter and Ann Tombros Endowed Head Coach Micah Shrewsberry was announced as the 14th men's basketball head coach in Penn State history on March 15, 2021. He came to Penn State after two years as the associate head coach at Purdue, his second stint with the Boilermakers, that followed a six-year run as assistant coach with the Boston Celtics under head coach Brad Stevens. During his tenure, the Celtics reached the playoffs in five consecutive seasons, including back-to-back appearances in the Eastern Conference Finals in 2017 and 2018.

Shrewsberry's first stint at Purdue came during the 2011-12 and 2012-13 seasons, in which he helped the Boilers reach the second round of the NCAA Tournament. Prior to that, he spent four seasons at Butler under Stevens, helping guide the Bulldogs to three NCAA Tournaments and two Final Four appearances.

Prominent players coached by Shrewsberry include Jaylen Brown (Celtics), Jayson Tatum (Celtics), Isaiah Thomas (Celtics), Al Horford (Celtics), Kyrie Irving (Celtics), Marcus Smart (Celtics), Rajon Rondo (Celtics), Gordon Hayward (Butler), Shelvin Mack (Butler), and Robbie Hummel (Purdue).

PALPABLE BUZZ

With fans set to return to the Bryce Jordan Center for the first time since the 2019-20 season, and the excitement surrounding first-year head coach Micah Shrewsberry, the buzz in Happy Valley is palpable.

Penn State sold nearly 2,800 student season tickets, the most ever sold in the history of Penn State Basketball student season ticket sales.

STAFF TIES

Shrewsberry was tasked with assembling his first staff immediately upon arrival in Happy Valley. While this group has never all worked together, there are some key connections to both each other and the University.

Associate Head Coach and Penn State alumnus Adam Fisher '06 returns for his third stint in Happy Valley. He was the Nittany Lions' head student manager from 2003-06 during his undergraduate days. He later returned for the 2011-12 season as video coordinator and 2012-13 season as director of player development. Fisher spent the last eight years with the Miami Hurricanes.

Assistant Coach Aki Collins and Shrewsberry were on the same staff at Marshall from 2003-05, where the two coached current Assistant to the Head Coach Tre Whitted. Shrewsberry also coached current Director of Player Development Mike Green at Butler as Green earned All-America honors under Shrewsberry's tutelage. Shrewsberry worked on the same staff as current Video Coordinator Grady Eifert for each of the last two seasons, as the former Boilermaker standout was serving as a graduate assistant at Purdue.

NATIONAL POLLS - WEEK 12

AP TOP 25

Rank	Team	Record	Pts.	Prev.
1.	Auburn (45)	18-1	1504	2
2.	Gonzaga (15)	15-2	1475	1
3.	Arizona (1)	16-1	1381	3
4.	Baylor	17-2	1335	5
5.	Kansas	16-2	1281	7
6.	Purdue	16-3	1119	4
7.	UCLA	13-2	1116	9
7.	Houston	17-2	1116	10
9.	Duke	15-3	1017	6
10.	Michigan State	15-3	979	14
11.	Wisconsin	15-3	894	8
12.	Kentucky	15-4	822	12
13.	Texas Tech	15-4	766	18
14.	Villanova	14-5	713	11
15.	USC	16-2	711	16
16.	Ohio State	12-4	584	19
17.	Providence	16-2	542	21
18.	Tennessee	13-5	419	24
19.	LSU	15-4	399	13
20.	Connecticut	13-4	284	25
21.	Xavier	14-4	269	20
22.	Marquette	14-6	177	NR
23.	Iowa State	14-5	167	15
24.	Illinois	13-5	155	17
25.	Davidson	16-2	132	RV

Others receiving votes: BYU 120, Alabama 77, Texas 61, Colorado State 57, Florida State 50, Loyola Chicago 21, Oregon 19, Wake Forest 12, Murray State 10, **Indiana 10, Iowa 8, TCU 6, Miami (FL) 4, St. Mary's 3, Boise State 3, Florida 3, Wyoming 2, Seton Hall 1, Iona 1**

COACHES POLL

Rank	Team	Record	Pts.	Prev.
1.	Gonzaga (18)	15-2	784	1
2.	Auburn (13)	18-1	777	2
3.	Arizona (1)	16-1	724	3
4.	Baylor	17-2	690	6
5.	Kansas	16-2	667	7
6.	Purdue	16-3	589	4
7.	Duke	15-3	567	5
8.	UCLA	13-2	551	9
9.	Houston	17-2	538	10
10.	Michigan St.	15-3	501	13
11.	Wisconsin	15-3	466	8
12.	Villanova	14-5	423	11
13.	Kentucky	15-4	400	12
14.	Texas Tech	15-4	396	19
15.	USC	16-2	333	15
16.	Ohio State	12-4	311	18
17.	Providence	16-2	293	21
18.	LSU	15-4	171	16
19.	Connecticut	13-4	165	25
20.	Tennessee	13-5	154	25
21.	Illinois	13-5	139	17
22.	Colorado State	15-1	126	23
23.	Xavier	14-4	107	20
24.	Iowa State	14-5	99	14
25.	Texas	14-5	73	22

Others receiving votes: Alabama 53, Marquette 44, BYU 36, Seton Hall 32, Davidson 30, **Miami (FL) 22, Loyola (Chicago) 21, Oregon 18, FSU 18, Indiana 17, Boise State 14, Texas A&M 12, TCU 10, Wake Forest 9, Iowa 8, Murray State 5, San Francisco 3, St. Mary's 2, Wyoming 1, UAB 1**

STARTING LINEUPS

OPP.	G	G	G	G/F	F	Rec
Youngstown St.	Sessoms	Pickett	Dread	Lundy	Harrar	1-0
at UMass	Sessoms	Pickett	Cornwall	Lundy	Harrar	0-1
St. Francis (NY)	Sessoms	Pickett	Lundy	White	Harrar	1-0
Cornell	Sessoms	Pickett	Dread	Lundy	Harrar	2-0
LSU	Sessoms	Pickett	Dread	Lundy	Harrar	2-1
Oregon State	Sessoms	Pickett	Dread	Lundy	Harrar	3-1
Miami	Sessoms	Pickett	Dread	Lundy	Harrar	3-2
Ohio State	Sessoms	Pickett	Cornwall	Lundy	Harrar	0-2
Wagner	Cornwall	Pickett	Dread	Lundy	Harrar	1-0
at Michigan St.	Cornwall	Pickett	Dread	Lundy	Harrar	1-1
Indiana	Cornwall	Pickett	Lundy	Lee	Harrar	1-0
at Northwestern	Cornwall	Pickett	Lundy	Lee	Harrar	2-0
Purdue	Cornwall	Pickett	Lundy	Lee	Harrar	2-1
Rutgers	Pickett	Dread	Lundy	Lee	Harrar	1-0
at Ohio State	Sessoms	Pickett	Dread	Lee	Harrar	0-1
at Iowa	Sessoms	Pickett	Lundy	Lee	Harrar	0-1
at Indiana	Cornwall	Pickett	Lundy	Lee	Harrar	2-2

MISCELLANEOUS STATISTICS

Games Led Penn State in Scoring*

Pickett	8
Lundy	5
Sessoms	4
Harrar	1

Games Led Penn State in Rebounds*

Harrar	13
Lee	3
Lundy	1
Sessoms	1
White	1

Games Led Penn State in Assists

Pickett	11
Sessoms	6

Games Double-Figure Scoring

Pickett	13
Lundy	12
Sessoms	10
Harrar	9
Dread	3
Lee	1

Games With 20 or more Points

Lundy	3
Pickett	2
Sessoms	2

Games With 10 or more Rebounds

Harrar	8
Lee	1
Lundy	1
Sessoms	1

Games With 5 or more Assists

Pickett	7
Sessoms	4

Double-Doubles

Harrar	5
Pickett	1
Sessoms	1

* includes tied for team lead

PENN STATE WHEN...

Played at home	6-3
Played on the road	1-5
Played at a neutral location	1-1
vs. Top 10 teams	0-1
vs. Top 25 teams	0-3
Games decided by 3 points or less	1-0
Games decided by 4-10 points	1-4
Games decided by 11-19 points	5-4
Games decided by 20 points or more	1-1
Led at the half	7-1
Trailed at the half	1-8
Was tied at the half	0-0
Went to overtime	0-1
Went to double overtime	0-0
Scored 90 or more points	0-0
Scored 80-89 points	1-0
Scored 70-79 points	4-0
Scored 60-69 points	3-4
Scored 50-59 points	0-5
Scored fewer than 50 points	0-0
Allowed 90 or more points	0-0
Allowed 80-89	0-2
Allowed 70-79	2-3
Allowed 60-69	0-4
Allowed 50-59	4-0
Allowed fewer than 50 points	2-0
Shot 50% or more	2-0
Shot 40-49%	6-5
Shot 30-39%	0-4
Shot under 30%	0-0
Allowed 50% or more	0-3
Allowed 40-49%	3-4
Allowed 30-39%	5-2
Allowed under 30%	0-0
Shot better from the field	8-3
Shot same/worse from the field	0-6
Shot better from the FT line	7-4
Shot same/worse from the FT line	1-5
Outrebounded opponents	7-4
Was outrebounded	1-4
Tied opponent in rebounding	0-1
Committed fewer turnovers	1-1
Committed more turnovers	7-8
Turnovers are even	0-0
Committed 15 or more turnovers	2-4
Committed 14 or less turnovers	6-5
Records 7 or more steals	1-0
Records 6 or less steals	7-9
PSU wins the tip	4-1
Opponent wins the tip	4-8

NIITTANY LIONS...

By Time		
Day Game (before 5 p.m. local)	2-4	
Night Game	6-5	
By Month		
November	4-2	
December	1-3	
January	3-4	
February	0-0	
March	0-0	
By Day		
Sunday	1-2	
Monday	1-1	
Tuesday	1-0	
Wednesday	3-2	
Thursday	1-0	
Friday	0-1	
Saturday	1-3	
By Uniform Color		
Wearing white	5-3	
Wearing blue	1-6	
Wearing gray	2-0	
Vs. The Conferences		
ACC	0-1	
Atlantic 10	0-1	
Big Ten	3-6	
Horizon League	1-0	
Ivy League	1-0	
NEC	2-0	
Pac-12	1-0	
SEC	0-1	

BIG TEN STANDINGS

(through games on Jan. 30)

	Big Ten		Overall	
	W-L	Pct.	W-L	Pct.
Wisconsin	8-2	.800	17-3	.850
Illinois	8-2	.800	15-5	.750
Michigan St.	7-2	.778	16-4	.800
Purdue	7-3	.700	18-3	.857
Ohio State	6-3	.667	13-5	.722
Indiana	7-4	.636	16-5	.762
Rutgers	6-4	.556	12-8	.579
Michigan	4-4	.500	10-8	.556
Iowa	4-5	.444	14-6	.700
Penn State	3-6	.333	8-9	.471
Maryland	3-7	.300	11-10	.524
Minnesota	2-7	.222	11-7	.611
Northwestern	2-8	.200	9-10	.474
Nebraska	0-10	.000	6-15	.300



This Week Around the BIG

<u>Monday, Jan. 31</u>	
Iowa at Penn State7 PM
<u>Tuesday, Feb. 1</u>	
Michigan St. at Maryland7 PM
Rutgers at Northwestern7 PM
Nebraska at Michigan9 PM
<u>Wednesday, Feb. 2</u>	
Purdue at Minnesota7 PM
Wisconsin at Illinois9 PM
<u>Thursday, Feb. 3</u>	
Iowa at Ohio State8 PM
<u>Saturday, Feb. 5</u>	
Illinois at Indiana Noon
Northwestern at Nebraska 1 PM
Michigan at Purdue2:30 PM
Michigan State at Rutgers4 PM
Penn State at Wisconsin6 PM

BIG Media Services

Big Ten Weekly Release/Statistics
The Big Ten Conference men's basketball release, with standings and statistics, is available at www.bigten.org.

Big Ten Player of the Week
The Big Ten Conference announces Players of the Week every Monday during the regular season.

Big Ten Tournament
The 2021 Big Ten Men's Basketball Tournament is scheduled for March 9-13 at Gainbridge Fieldhouse in Indianapolis, Ind. For media credential information, contact the Big Ten Conference office at (847) 696-1010 ext. 146.

THE LAST TIME...

TEAM WON / LOSS

PLAYED TOP 25 Team	1/16/22 at No. 16 Ohio State (56-61)
BEAT TOP 25 Team	1/30/21 vs. No. 14 Wisconsin (81-71)
BEAT TOP 25 TEAM ROAD	12/8/20 at No. 15 Virginia Tech (75-55)
BEAT TOP 10 Team	2/12/19 vs. No. 6 Michigan (75-69)
BEAT TOP 5 Team	12/10/19 vs. No. 4 Maryland (76-69)
BEAT A BIG TEN TEAM BY 20+	2/19/19 vs. Nebraska (95-71)
WON IN OVERTIME	1/12/18 vs. Nebraska (76-74 (ot))
LOST IN OVERTIME	11/26/21 vs. LSU (L, 68-63 (ot))
PLAYED DOUBLE OVERTIME	3/6/16 vs. Illinois (W, 86-79 (2ot))
PLAYED TRIPLE OVERTIME	2/1/17 at Indiana (L, 110-102 (3ot))
NEVER TRAILED	1/11/22 vs. Rutgers (66-49)
CAME FROM 20+ DOWN TO WIN	3/15/95 (NIT) vs Miami (62-56) (-20)
CAME FROM 15+ DOWN TO WIN	3/10/21 vs. Nebraska (35-20, 2:14 1H) (-15)
Came From 10-14 DOWN TO WIN	1/5/22 at Northwestern (45-55) (-10)
WON BIG TEN ROAD	1/5/22 at Northwestern (74-70)
WON BIG TEN NEUTRAL	3/10/21 vs. Nebraska (72-66)
WON TOP 25 BIG TEN ROAD	2/4/20 at No.16/14 Michigan State (75-70)
WON NON-CONFERENCE ROAD	12/8/20 at No. 15 Virginia Tech (75-55)
WON NON-CONFERENCE NEUTRAL	11/27/21 vs. Ore. St., Emerald Coast Classic (60-45)
LOST BIG TEN AT HOME	1/8/22 vs. No. 3 Purdue (67-74)
LOST NON-CONFERENCE AT BJC	12/1/21 vs. Miami (Fla.) (58-63)
LOST NON-CONFERENCE AT REC HALL	12/14/13 vs. Princeton (ot)

TEAM SCORING

SCORED 100+	2/1/17 at Indiana (102 (3ot))
ALLOWED 100+	12/7/19 at No. 6 Ohio State, (106)
BOTH TEAMS SCORED 100+	2/1/17 at Indiana (L, 110-102 (3ot))
SCORED 90+	12/6/20 vs. Seton Hall (92ot)
ALLOWED 90+	2/18/21 vs. Ohio State (92)
SCORED 80+	11/22/21 vs. Cornell (85)
CONSECUTIVE GAMES SCORING 80+	
3:	12/20/19 vs. Central Conn. State (87), 12/20/19 vs. Cornell (90) & 1/4/20 vs. Iowa (89)
4:	11/5/19 vs. Maryland Eastern Shore (84), 11/9/19 vs. Wagner (91)
	11/14/19 at Georgetown (81) & 11/19/19 vs. Bucknell (98)
SCORED UNDER 50	1/11/20 vs. Wisconsin (49)
SCORED UNDER 40	2/21/15 at Northwestern (39)
SCORED 60+ IN A HALF	12/19/09 vs. Gardner-Webb (60 2nd)
SCORED 50+ IN FIRST HALF	12/20/19 vs. Central Conn. State, (51)
SCORED 50+ IN SECOND HALF	1/30/21 vs. No. 14 Wisconsin (50)
SCORED 45+ IN FIRST HALF	3/3/21 vs. Minnesota (46)
BENCH Scored 50+	12/7/05 vs. UMKC (50)
OPP SCORED 45 OR LESS	11/27/21 vs. Oregon State (45)
CONSECUTIVE OPP BELOW 45	2009 at Temple (45) & UMBC (42)
OPP SCORED 40 OR LESS	3/6/14 at Northwestern (32)
CONSECUTIVE OPP BELOW 40	2007 vs. Princeton (38) & Denver (39)
OPP SCORED 10 OR LESS IN HALF	12/15/07 Denver (10)
OPP SCORED 15 OR LESS IN HALF	2/7/15 Nebraska (13)

INDIVIDUAL SCORING

PLAYER 40+ POINTS	Gene Harris (46) vs. Holy Cross, 12/28/1961
PLAYER 35+ POINTS	D.J. Newbill (37) vs. Purdue, 1/17/2015
PLAYER 30-34 POINTS	Seth Lundy (31) at Maryland, 3/7/21
3 PLAYERS 20+ POINTS	Claxton, Comley, Hassell vs. VMI, 12/30/2006
2 PLAYERS 20+ POINTS	Seth Lundy (23) and Sam Sessoms (22) vs. Cornell, 11/22/21
6+ PLAYERS 10+ POINTS	12/6/20 vs. Seton Hall (6)
5+ PLAYERS 10+ POINTS	3/3/21 vs. Minnesota (5)
2+ PLAYERS DOUBLE-DOUBLES	12/10/19 vs. Maryland
	Mike Watkins (15 pts/11 reb) & Lamar Stevens (15 pts/10 reb)
NITTANY LION TRIPLE DOUBLE	3/16/1998 by Calvin Booth at Dayton NIT (19 points, 10 rebounds, 10 blocks)

TEAM SHOOTING PERCENTAGES

SHOT 60%+ FG	11/19/19 vs. Bucknell (60.0%)
SHOT 60%+ FG IN BIG TEN	1/3/06 vs Northwestern (64.0%)
SHOT 50%+ FG IN BIG TEN	12/23/20 vs. Illinois (53.8%)
SHOT 70% IN HALF	1/5/18 vs. Northwestern (70.8%)
SHOT 60% IN HALF	11/10/21 vs. Youngstown St. (18-28, 64.3%)
SHOT UNDER 30%	11/21/18 vs. Bradley (17-59, 28.8%)
SHOT 70%+ FROM 3PT	PSU record - 1/25/18 at 13/13 Ohio State, (11-14, 78.6%)
SHOT 60%+ FROM 3PT	11/28/10 vs. Furman (12-19, 63.2%)
SHOT 50%+ FROM 3P	1/2/22 vs. Indiana (11-22, 50.0%)
SHOT 95%+ FROM FT	12/21/18 at Alabama (5-5, 100%)
SHOT 90%+ FROM FT	11/28/20 vs. VMI (13-14, 92.9%)
SHOT 85% FROM FT	1/26/22 at Indiana (8-9, 88.9%)
SHOT 40% OR LESS FT	2/26/21 vs. Purdue (2-8, 25%)
SHOT 0.0% FT	1/3/12 at Wisconsin (0-1, 0.0%)
OPP SHOT 60%+ FG	12/15/18 vs. NC State (60.7%)
OPP SHOT BELOW 30% FG	12/4/19 vs. Wake Forest (17-58, 29.3%)
OPP SHOT 0.0% 3FG	12/17/17 at George Mason (0-14)

TEAM REBOUNDING

50+ REBOUNDS	12/14/19 vs. Alabama (50)
45+ REBOUNDS	3/3/21 vs. Minnesota (48)
20+ OFFENSIVE REBS	1/17/21 at Purdue (23)
20 OR LESS REBOUNDS	2/29/12 at Purdue (17)
OPP 20 OR LESS REBOUNDS	2/11/17 at Illinois (20)

TEAM STEALS, ASSISTS, TURNOVERS & BLOCKS

15+ STEALS	11/28/20 vs VMI (18)
10+ STEALS	3/10/21 vs. Nebraska (10)
30+ ASSISTS	12/30/06 vs. VMI (36)
20+ ASSISTS	12/6/20 vs. Seton Hall (20)
CONSEC. GAMES/ 20+ ASSISTS	1/2/18 at Maryland (20) & 12/30/17 vs. Coppin St. (22)
	12/18/16 vs. St. John's (23), 12/21/16 vs Morgan State (23)
	11/13/16 vs. Duquesne (20), 11/15/16 vs. Grand Canyon (20)
5 OR FEWER TURNOVERS	12/8/20 at Virginia Tech (5)
20 + TURNOVERS	11/14/19 at Georgetown (20)
OPP 25+ TURNOVERS	11/28/20 VMI (25)
10+ BLOCKS	12/20/19 vs. Central Conn. (10)
10 PLAYERS 10+ MINUTES	11/5/19 vs. Maryland Eastern Shore (10)
	Mike Watkins (15 pts/11 reb) & Lamar Stevens (15 pts/10 reb)
NITTANY LION TRIPLE DOUBLE	3/16/1998 by Calvin Booth at Dayton NIT (19 points, 10 rebounds, 10 blocks)

MISCELLANEOUS INDIVIDUAL STATS

PLAYER 20+ REBOUNDS	Aaron Johnson (21) vs. Northwestern, 1/22/05
PLAYER 15+ REBOUNDS	Mike Watkins (17) at Nebraska, 2/1/20
PLAYER 10+ ASSISTS	Jalen Pickett (10) vs. No. 3 Purdue (67-74), 1/8/22
PLAYER 5+ STEALS	Jamari Wheeler (5) vs. VMI, 11/28/20
PLAYER 5+ BLOCKS	Mike Watkins (5) vs. Central Conn. State, 12/20/19
PLAYER 5+ BLOCKS, Consec. Games	Mike Watkins (5) vs. Albany, 11/11/16; Duquesne, 11/13/16
PLAYER 6+ THREES	Sam Sessoms (6) vs. Cornell, 11/22/21

MISCELLANEOUS TEAM INFORMATION

PENN STATE RANKED ASSOCIATED PRESS	3/2/2020, No. 20
PENN STATE RANKED ASSOCIATED PRESS TOP 10	2/17/2020, No. 9

NUMERICAL ROSTER

#	NAME	POS	CL	HT	WT	HOMETOWN	HIGH SCHOOL / LAST SCHOOL
0	Irekefe Oweh	G	So.	6-2	188	North Brunswick, N.J.	Rutgers Prep/St. Thomas Aquinas
1	Seth Lundy	F	Jr.	6-6	217	Paulsboro, N.J.	Roman Catholic
2	Myles Dread	G	Sr.	6-4	235	Detroit, Mich.	Gonzaga (Washington D.C.)
3	Samuel Sessoms	G	Sr.	6-0	189	Philadelphia, Pa.	The Shipley School/Binghamton
4	Caleb Dorsey	F	So.	6-7	235	Westminster, Md.	The Hill School (Pa.)
5	Greg Lee	F	Sr.+	6-9	217	Rockford, Ill.	Westside (Texas)/Western Michigan
11	Jaheam Cornwall	G	Sr.+	6-0	190	Brooklyn, N.Y.	Putnam Science/Gardner-Webb
13	Jevonnie Scott	F	Jr.	6-7	252	Toronto, Ontario	Orangeville Prep/South Plains
14	Jalanni White	F	Sr.+	6-8	205	New Haven, Conn.	Notre Dame-West Haven/Canisius
15	Dan Conlan	G	Jr.	6-4	180	Sewickley, Pa.	Quaker Valley/Dickinson
21	John Harrar	F	Sr.+	6-9	240	Wallingford, Pa.	Strath Haven
22	Jalen Pickett	G	Sr.	6-4	202	Rochester, N.Y.	Aquinas/SPIRE/Siena
23	Dallion Johnson	G	So.	6-3	182	Haverhill, Mass.	Phillips Academy (Mass.)
33	Andy Christos	G	So.	6-5	179	Madison, N.J.	Madison
35	Ishaan Jagiasi	G	Jr.	6-1	180	Wilmington, Del.	Huntington Prep (W. Va.)

ALPHABETICAL ROSTER

#	NAME	POS	CL	HT	WT	HOMETOWN	HIGH SCHOOL / LAST SCHOOL
33	Andy Christos	G	So.	6-5	179	Madison, N.J.	Madison
15	Dan Conlan	G	Jr.	6-4	180	Sewickley, Pa.	Quaker Valley/Dickinson
11	Jaheam Cornwall	G	Sr.+	6-0	190	Brooklyn, N.Y.	Putnam Science/Gardner-Webb
4	Caleb Dorsey	F	So.	6-7	235	Westminster, Md.	The Hill School (Pa.)
2	Myles Dread	G	Sr.	6-4	235	Detroit, Mich.	Gonzaga (Washington D.C.)
21	John Harrar	F	Sr.+	6-9	240	Wallingford, Pa.	Strath Haven
35	Ishaan Jagiasi	G	Jr.	6-1	180	Wilmington, Del.	Huntington Prep (W. Va.)
23	Dallion Johnson	G	So.	6-3	182	Haverhill, Mass.	Phillips Academy (Mass.)
5	Greg Lee	F	Sr.+	6-9	217	Rockford, Ill.	Westside (Texas)/Western Michigan
1	Seth Lundy	F	Jr.	6-6	217	Paulsboro, N.J.	Roman Catholic
0	Irekefe Oweh	G	So.	6-2	188	North Brunswick, N.J.	Rutgers Prep/St. Thomas Aquinas
22	Jalen Pickett	G	Sr.	6-4	202	Rochester, N.Y.	Aquinas/SPIRE/Siena
13	Jevonnie Scott	F	Jr.	6-7	252	Toronto, Ontario	Orangeville Prep/South Plains
3	Samuel Sessoms	G	Sr.	6-0	189	Philadelphia, Pa.	The Shipley School/Binghamton
14	Jalanni White	F	Sr.+	6-8	205	New Haven, Conn.	Notre Dame-West Haven/Canisius

COACHING STAFF

Peter and Ann Tombros Endowed Head Coach: Micah Shrewsberry (Hanover '99)

Associate Head Coach: Adam Fisher (Penn State '06)

Assistant Coach: Aki Collins (Clark Atlanta '97)

Assistant Coach: Mike Farrelly (St. Joseph's '03)

Chief of Staff: Nicholas Colella (Penn State '13, '15)

Director of Recruiting: Brian Snow (Ohio State '07)

Director of Player Development: Mike Green (Butler '08)

Assistant to the Head Coach: Tre Whitted (Marshall '07)

Video Coordinator: Grady Eifert (Purdue '19)

Athletic Trainer: Justin Pomar (Iowa State '14)

Performance Enhancement Coach: Greg Miskinis (Penn State '08)

PRONUNCIATIONS

Aki - AH-key

Dallion - DAL-yin

Farrelly - FAIR-uh-lee

Dorsey - Door-see

Eifert - I-fert

Harrar - final R is silent, HAIR-ah

Irekefe Oweh - Ah-REE-keff-ay O-way

Ishaan Jagiasi - E-shawn JAG-ee-ah-see

Jalanni - Ja-LON-ee

Jalen - Jay-len

Jevonnie - Ja-VON-ee

BY ELIGIBILITY

SENIOR+ (4)

5	Greg Lee	F
11	Jaheam Cornwall	G
14	Jalanni White	F
21	John Harrar	F

SENIOR (3)

2	Myles Dread	G
3	Sam Sessoms	G
22	Jalen Pickett	G

JUNIOR (4)

1	Seth Lundy	F
13	Jevonnie Scott	F
15	Dan Conlan	G
35	Ishaan Jagiasi	G

SOPHOMORE (4)

0	Irekefe Oweh	G
4	Caleb Dorsey	F
23	Dallion Johnson	G
33	Andy Christos	G

BY STATE/COUNTRY

CONNECTICUT (1)

14	Jalanni White	F
----	---------------	---

DELAWARE (1)

35	Ishaan Jagiasi	G
----	----------------	---

ILLINOIS (1)

5	Greg Lee	F
---	----------	---

MARYLAND (1)

4	Caleb Dorsey	F
---	--------------	---

MASSACHUSETTS (1)

23	Dallion Johnson	G
----	-----------------	---

MICHIGAN (1)

2	Myles Dread	G
---	-------------	---

NEW JERSEY (3)

0	Irekefe Oweh	G
1	Seth Lundy	F
33	Andy Christos	G

NEW YORK (2)

11	Jaheam Cornwall	G
22	Jalen Pickett	G

PENNSYLVANIA (3)

3	Sam Sessoms	G
15	Dan Conlan	G
21	John Harrar	F

CANADA (1)

13	Jevonnie Scott	F
----	----------------	---

PETER AND ANN TOMBROS ENDOWED HEAD COACH

MICAH SHREWSBERRY

Penn State Vice President for Intercollegiate Athletics Sandy Barbour announced the hiring of Purdue Associate Head Coach Micah Shrewsberry as the 14th men's basketball head coach in Penn State history. Shrewsberry comes to Penn State with a wealth of experience as an assistant coach for a pair of nationally ranked programs and in the NBA. He also has two years of head coaching experience.

Shrewsberry spent the last two seasons with Big Ten foe Purdue University as the associate head coach. As the offensive coordinator, Shrewsberry helped lead the Boilermakers to a fourth-place finish with a 13-6 Big Ten record in 2020-21. Purdue finished with an 18-9 overall mark and earned an NCAA Tournament berth. Trevion Williams claimed first-team All-Big Ten honors, while Zach Edey and Jaden Ivey were All-Freshman Team selections.

Prior to his time at Purdue, Shrewsberry spent six seasons (2013-19) with the NBA's Boston Celtics as an assistant coach. During his tenure, the Celtics reached the playoffs in five consecutive seasons, including back-to-back appearances in the Eastern Conference Finals in 2017 and 2018. Under Shrewsberry, Boston ranked sixth in the NBA in 3-pointers made and seventh in 3-point field goal percentage in the 2018-19 season and was second in 3-point field goal percentage in 2017-18, behind the NBA champion Golden State Warriors.

Shrewsberry played a key role in the development of Jaylen Brown and Jayson Tatum, who were the No. 3 picks in the 2016 and 2017 NBA Drafts, respectively. Tatum was an NBA All-Rookie Team first-team selection, while Brown earned second-team All-Rookie honors. Shrewsberry was also an assistant coach in the 2017 NBA All-Star Game.

Shrewsberry's first stint as an assistant coach at Purdue spanned the 2011-12 and 2012-13 seasons where he helped the Boilers reach the second round of the NCAA Tournament. He played an integral role in helping Purdue's offense lead the country in fewest turnovers per game with 8.74 in 2011-12. Under Shrewsberry, Terone Johnson was one of the most improved players in the Big Ten in 2011-12, improving his field goal percentage by nearly 13 percent and upping his scoring average by more than five points per game from his freshman to sophomore year.

The Indianapolis native spent four seasons at Butler University under head coach Brad Stevens. He started his time with the Bulldogs as the coordinator of basketball operations before serving as an assistant coach for three seasons. With Shrewsberry on the bench, the Bulldogs compiled an 87-21 record, won two Horizon League regular-season championships and two Horizon League Tournament titles, and made three NCAA Tournament appearances.

During Shrewsberry's time at Butler, the Bulldogs reached the 2010 and 2011 National Championship games. He aided in the development of Gordon Hayward, who was the 2009 Horizon League Newcomer of the Year, 2010 Horizon League Player of the Year in 2010 and on the Final Four All-Tournament Team in 2010. Hayward was selected as the ninth overall pick in the 2010 NBA Draft by the Utah Jazz. Shrewsberry was the head coach at Indiana University-South Bend from 2005-07. He served as the Chicagoland Collegiate Athletic Conference (CCAC) Division I Men's Basketball Chair in 2006-07. In his second season at the helm, the Titans showed a nine-game improvement from his inaugural season.

He was also the director of basketball operations at Marshall University (2003-05) and an assistant coach at DePauw University (2001-03) and Wabash College (2000-01). At DePauw, Shrewsberry led the Tigers to a 42-12 record with a pair of conference championships. Shrewsberry started his coaching career as a graduate assistant at the University of Indianapolis in 1999-2000.

As player, Shrewsberry was a three-year starting guard and team tri-captain at Hanover College. He led the Heartland Collegiate Athletic Conference in free throw shooting (.833) and assists (4.4) in 1998-99.

Shrewsberry earned his bachelor's degree in physical education from Hanover College in 1999 and a master's degree in sports management from Indiana State in 2003. He and his wife, Molly, have four children, Braeden, Nicholas, Caitlin and Grace.



Records

Penn State: 8-9 (First year)

Career (includes NAIA): 23-57 (Third year)

Season

First

Alma Mater

Hanover College '99 (B.A.)

Indiana State '03 (M.S.)

Hometown

Indianapolis, Ind.

Family

Wife: Molly

Children: Braeden, Nicholas, Caitlin and Grace

Coaching Experience

1999-2000

University of Indianapolis
Graduate Assistant Coach

2001

Wabash
Assistant Coach

2001-03

DePauw
Assistant Coach

2003-05

Marshall
Director of Operations

2005-07

IU-South Bend
Head Coach

2007-08

Butler
Coordinator of Operations

2008-11

Butler
Assistant Coach

2011-13

Purdue
Assistant Coach

2013-19

Boston Celtics
Assistant Coach

2019-21

Purdue
Associate Head Coach

Playing Experience

1996-99

Hanover College

O Irekefe OWEH

So. • Guard • 6-2 • 188 lbs.
 North Brunswick, N.J./Rutgers Prep
 St. Thomas Aquinas
 Major: Economics



CAREER STATS

SEASON	TEAM	GP-GS	MIN/AVG	Field Goals			3-Point		F-Throws		Rebounds				Scoring					
				FG-FGA	FG%	3FG-3FGA	3FG%	FT-FTA	FT%	OFF	DEF	TOT	AVG	PF	FO	A	TO	BLK	STL	PTS
2020-21	STA	12-0	115/9.6	12-21	.571	0-1	.000	3-17	.176	3	15	18	1.5	17-0	7	8	0	5	27	2.3
2021-22	PSU	1-0	0/0.0	0-0	.000	0-0	.000	0-0	.000	0	0	0	0.0	0-0	0	0	0	0	0	0.0
TOTAL FOR PSU		1-0	0/0.0	0-0	.000	0-0	.000	0-0	.000	0	0	0	0.0	0-0	0	0	0	0	0	0.0
TOTAL		13-0	115/8.8	12-21	.571	0-1	.000	3-17	.176	3	15	18	1.4	17-0	7	8	0	5	27	2.1

2021-22 GAME-BY-GAME STATS

Opponent	Date	GS	MIN	Total		3-Pointers		Free throws		Rebounds				PF A TO BLK STL PTS AVG							
				FG-FGA	PCT	3FG-3FGA	PCT	FT-FTA	PCT	OFF	DEF	TOT	AVG	PF	A	TO	BLK	STL	PTS	AVG	
Wagner	12/08/2021		00:01	0-0	.000	0-0	.000	0-0	.000	0	0	0	0.0	0	0	0	0	0	0	0	0.0
Totals		0	00:01	0-0	.000	0-0	.000	0-0	.000	0	0	0	0.0	0	0	0	0	0	0	0	0.0

Player Averages

Games Played	Minutes/game	Points/game	FG Pct	3FG Pct	FT Pct	Rebounds/game	Assists/game	Turnovers/game	Assist/Turnover ratio	Steals/game	Blocks/game
1	0.0	0.0	0.0	0.0	0.0	0.0	0.0	0.0	0.0	0.0	0.0

STAT HIGHS

	2021-22 Season	Career	Big Ten
Points	--	11, vs. Mercy, 2/26/21	--
Rebounds	--	4, at Molloy, 2/3/21	--
Assists	--	2, vs. Mercy, 2/8/21	--
Blocks	--	--	--
Steals	--	2, vs. Mercy, 2/8/21	--
Minutes	0+, vs. Wagner, 12/8/21	21, at Saint Rose., 2/12/21	--
FG Made	--	5, vs. Mercy, 2/6/21	--
FG Attempted	--	7, vs. Mercy, 2/6/21	--
3-Point FG Made	--	--	--
3-Point FG Attempted	--	1, vs. Mercy, 2/8/21	--
FT Made	--	1, vs. Mercy, 2/17/21	--
FT Attempted	--	7, vs. Mercy, 2/8/21	--

2021-22 NOTES

- Saw first action of the season against Wagner (12/8).
- Joined team as a walk-on in fall 2021 after playing one year at St. Thomas Aquinas...saw action in 12 games at St. Thomas Aquinas and tallied 27 points and 18 rebounds...older brother Odafe (Jayson) Oweh was an All-Big Ten defensive end on the Penn State football team from 2018-20 and a first round draft pick by the Baltimore Ravens in the 2021 NFL Draft.

1 Seth LUNDY

Jr. • Forward • 6-6 • 217 lbs.
 Paulsboro, N.J./Roman Catholic (Pa.)
 Major: Rehabilitation Human Services



CAREER STATS

SEASON	TEAM	GP-GS	MIN/AVG	Field Goals		3-Point		F-Throws		Rebounds				Scoring						
				FG-FGA	FG%	3FG-3FGA	3FG%	FT-FTA	FT%	OFF	DEF	TOT	AVG	PF-FO	A	TO	BLK	STL	PTS	AVG
2019-20	PSU	31-15	461/14.9	52-132	.394	34-87	.391	27-36	.750	22	63	85	2.7	58-1	17	11	12	9	165	5.3
2020-21	PSU	25-15	595/23.8	87-226	.385	39-122	.320	39-48	.813	29	75	104	4.2	55-0	19	33	14	18	252	10.1
2021-22	PSU	16-16	512/32.0	72-181	.398	35-101	.347	32-37	.865	17	72	89	5.6	30-0	14	39	9	15	211	13.2
TOTAL		72-46	1568/21.8	211-539	.391	108-310	.348	98-121	.810	68	210	278	3.9	143-1	50	83	35	42	628	8.7

2021-22 GAME-BY-GAME STATS

Opponent	Date	GS	MIN	Total		3-Pointers		Free throws		Rebounds				PF	A	TO	BLK	STL	PTS	AVG
				FG-FGA	PCT	3FG-3FGA	PCT	FT-FTA	PCT	OFF	DEF	TOT	AVG							
Youngstown St.	11/10/2021	*	32:37	9-15	.600	3-5	.600	2-2	1.000	0	6	6	6.0	3	2	2	0	1	23	23.0
at Massachusetts	11/15/2021	*	27:06	4-7	.571	2-4	.500	4-4	1.000	0	4	4	5.0	2	1	2	0	0	14	18.5
St. Francis Brooklyn	11/18/2021	*	34:27	2-6	.333	2-4	.500	5-6	.833	0	6	6	5.3	1	2	6	0	1	11	16.0
Cornell	11/22/2021	*	36:39	9-13	.692	5-8	.625	0-1	.000	2	5	7	5.8	3	0	4	1	1	23	17.8
vs LSU	11/26/2021	*	36:26	3-16	.188	1-11	.091	1-1	1.000	1	3	4	5.4	3	1	2	0	0	8	15.8
vs Oregon St.	11/27/2021	*	29:30	4-11	.364	1-6	.167	4-6	.667	0	7	7	5.7	1	0	0	0	0	13	15.3
Miami (FL)	12/01/2021	*	36:11	6-14	.429	2-9	.222	0-0	.000	2	6	8	6.0	2	0	2	1	0	14	15.1
Ohio St.	12/05/2021	*	25:04	5-12	.417	1-3	.333	2-2	1.000	1	4	5	5.9	2	0	4	1	2	13	14.9
Wagner	12/08/2021	*	31:00	2-9	.222	1-7	.143	5-5	1.000	3	3	6	5.9	2	3	2	0	3	10	14.3
at Michigan St.	12/11/2021	*	34:51	7-15	.467	3-5	.600	1-2	.500	1	6	7	6.0	0	1	2	0	0	18	14.7
Indiana	01/02/2022	*	32:14	2-10	.200	2-5	.400	2-2	1.000	1	9	10	6.4	1	1	1	1	2	8	14.1
at Northwestern	01/05/2022	*	31:12	8-13	.615	5-9	.556	2-2	1.000	1	1	2	6.0	0	2	1	1	0	23	14.8
Purdue	01/08/2022	*	31:43	3-10	.300	2-7	.286	2-2	1.000	2	4	6	6.0	3	1	3	2	1	10	14.5
Rutgers	01/11/2022	*	34:09	3-11	.273	2-8	.250	2-2	1.000	1	3	4	5.9	3	0	3	1	3	10	14.1
at Iowa	01/22/2022	*	29:17	3-11	.273	2-7	.286	0-0	.000	0	5	5	5.8	2	0	1	1	0	8	13.7
at Indiana	01/26/2022	*	29:37	2-8	.250	1-3	.333	0-0	.000	2	0	2	5.6	2	0	4	0	1	5	13.2
Totals			16 512:03	72-181	.398	35-101	.347	32-37	.865	17	72	89	5.6	30	14	39	9	15	211	13.2

STAT HIGHS

	2021-22 Season	Career	Big Ten
Points	23, 3x, last at Northwestern, 1/5/22	32, VCU, 12/2/20	31, at Maryland, 3/7/21
Rebounds	10, vs. Indiana, 1/2/22	10, 2x, last vs. Indiana, 1/2/22	10, 2x, last vs. Indiana, 1/2/22
Assists	3, vs. Wagner, 12/8/21	3, 2x, last vs. Wagner, 12/8/21	3, Wisconsin, 1/30/21
Blocks	2, vs. Purdue, 1/8/22	3, at Indiana, 2/23/20	3, at Indiana, 2/23/20
Steals	3, 2x, last vs. Rutgers, 1/11/22	3, 2x, last vs. Wagner, 12/8/21	3, 2x, last vs Rutgers, 1/11/22
Minutes	36, vs. Cornell, 11/22/21	38, Seton Hall ot, 12/6/20	34, at Michigan State, 12/11/21
FG Made	9, 2x, last vs. Cornell, 11/22/21	11, 2x, last at Maryland, 3/7/21	11, at Maryland, 3/7/21
FG Attempted	16, vs. LSU, 11/26/21	19, VCU, 12/2/20	18, at Maryland, 3/7/21
3-Point FG Made	5, 2x, last at Northwestern, 1/5/22	6, at Purdue, 2/11/20	6, at Purdue, 2/11/20
3-Point FG Attempted	11, vs. LSU, 11/26/21	12, at Iowa, 2/29/20	12, at Iowa, 2/29/20
FT Made	5, 2x, last vs. Wagner, 12/8/21	8, at Ohio St., 1/27/21	8, at Ohio St., 1/27/21
FT Attempted	6, 2x, last vs. Oregon State, 11/27/21	10, at Ohio St., 1/27/21	10, at Ohio St., 1/27/21

2021-22 NOTES

- Has scored in double figures in 12 of 16 games this season.
- Led Penn State's second-half comeback at Northwestern (1/5) with a game-high 23 points....ten of those points came in the final 2:25, including the go-ahead 3-pointer with 36 seconds to play.
- Scored game-high 18 points and added 7 rebounds and an assist at Michigan State (12/11).
- Tallied 10 points, 6 rebounds, 3 assists and 3 steals against Wagner (12/8).
- Contributed 13 points, 11 of which came in the first half, in Big Ten opener against Ohio State (12/5).
- Tallied 14 points and a season-high 8 rebounds against Miami (12/1).
- Registered 13 points and 7 assists in win over Oregon State (11/27).
- Scored game-tying basket against LSU (11/26) with 0.6 seconds to play to send the game to overtime.
- Recorded second 20-plus point effort of the season and fourth-straight double-digit scoring game with game-high 23 points against Cornell (11/22)...shot 5-for-8 from 3-point range and added 7 rebounds, a block and a steal.
- Tallied third-straight double-digit game with 11 points and 6 rebounds against St. Francis Brooklyn (11/18).
- Recorded his fifth-career 20-point game with 23 points on 60 percent (9-15) shooting to go along with 6 rebounds, 2 assists and a steal against Youngstown State (11/10).
- Returning leading scorer from a season ago with 10.1 points per game...tallied 10 double-digit games as sophomore in 2020-21, including two 30-plus point performances.

2 Myles DREAD

Sr. • Guard • 6-4 • 235 lbs.
 Detroit, Mich./Gonzaga (Washington, D.C.)
 Major: Psychology



CAREER STATS

SEASON	TEAM	GP-GS	MIN/AVG	Field Goals		3-Point		F-Throws		Rebounds				Scoring						
				FG-FGA	FG%	3FG-3FGA	3FG%	FT-FTA	FT%	OFF	DEF	TOT	AVG	PF-FO	A	TO	BLK	STL	PTS	AVG
2018-19	PSU	32-28	926/28.9	90-238	.378	67-188	.356	17-29	.586	19	72	91	2.8	68-0	40	25	5	20	264	8.3
2019-20	PSU	31-23	801/25.8	83-242	.343	65-204	.319	35-42	.833	23	75	98	3.2	55-1	67	29	4	29	266	8.6
2020-21	PSU	23-8	557/24.2	56-156	.359	45-130	.346	12-16	.750	8	37	45	2.0	50-1	26	19	7	15	169	7.3
2021-22	PSU	17-9	455/26.7	32-89	.360	31-79	.392	5-8	.625	8	30	38	2.2	37-2	23	14	0	19	100	5.9
TOTAL		103-68	2739/26.6	261-725	.360	208-601	.346	69-95	.726	58	214	272	2.6	210-4	156	87	16	83	799	7.8

2021-22 GAME-BY-GAME STATS

Opponent	Date	GS	MIN	Total		3-Pointers		Free throws		Rebounds				PF	A	TO	BLK	STL	PTS	AVG
				FG-FGA	PCT	3FG-3FGA	PCT	FT-FTA	PCT	OFF	DEF	TOT	AVG							
Youngstown St.	11/10/2021	*	30:42	0-3	.000	0-3	.000	0-0	.000	0	4	4	4.0	1	2	2	0	0	0	0.0
at Massachusetts	11/15/2021		25:56	1-5	.200	1-4	.250	0-1	.000	1	2	3	3.5	3	0	1	0	0	3	1.5
St. Francis Brooklyn	11/18/2021		22:21	2-5	.400	2-5	.400	0-0	.000	0	2	2	3.0	0	2	0	0	3	6	3.0
Cornell	11/22/2021	*	33:49	1-6	.167	1-6	.167	2-2	1.000	0	2	2	2.8	2	4	1	0	2	5	3.5
vs LSU	11/26/2021	*	38:18	4-10	.400	3-9	.333	0-0	.000	0	2	2	2.6	5	2	0	0	1	11	5.0
vs Oregon St.	11/27/2021	*	31:12	4-8	.500	4-7	.571	0-0	.000	1	1	2	2.5	1	1	1	0	2	12	6.2
Miami (FL)	12/01/2021	*	33:25	3-9	.333	3-8	.375	0-0	.000	1	3	4	2.7	0	2	3	0	2	9	6.6
Ohio St.	12/05/2021		20:29	1-3	.333	1-3	.333	0-0	.000	0	2	2	2.6	4	1	2	0	1	3	6.1
Wagner	12/08/2021	*	22:56	3-5	.600	3-4	.750	0-1	.000	0	2	2	2.6	3	1	0	0	1	9	6.4
at Michigan St.	12/11/2021	*	27:21	0-2	.000	0-2	.000	0-0	.000	0	0	0	2.3	1	2	0	0	1	0	5.8
Indiana	01/02/2022		21:36	4-5	.800	4-5	.800	0-0	.000	2	2	4	2.5	3	1	0	0	0	12	6.4
at Northwestern	01/05/2022		15:27	1-2	.500	1-2	.500	1-2	.500	0	3	3	2.5	2	2	1	0	1	4	6.2
Purdue	01/08/2022		24:42	1-2	.500	1-2	.500	0-0	.000	0	0	0	2.3	1	1	0	0	1	3	5.9
Rutgers	01/11/2022	*	27:16	0-4	.000	0-1	.000	2-2	1.000	1	4	5	2.5	3	0	3	0	2	2	5.6
at Ohio St.	01/16/2022	*	28:20	1-4	.250	1-3	.333	0-0	.000	0	0	0	2.3	5	1	0	0	0	3	5.5
at Iowa	01/22/2022		22:44	3-6	.500	3-6	.500	0-0	.000	1	1	2	2.3	1	0	0	0	1	9	5.7
at Indiana	01/26/2022		28:05	3-10	.300	3-9	.333	0-0	.000	1	0	1	2.2	2	1	0	0	1	9	5.9
Totals			9 454:37	32-89	.360	31-79	.392	5-8	.625	8	30	38	2.2	37	23	14	0	19	100	5.9

STAT HIGHS

	2021-22 Season	Career	Big Ten
Points	12, 2x, last vs. Indiana, 1/2/22	19, at DePaul (OT), 11/15/18	17, 2x, last vs. Maryland, 2/27/19
Rebounds	5, last vs. Rutgers, 1/11/22	7, vs. Iowa, 1/4/20	7, vs. Iowa, 1/4/20
Assists	4, vs. Cornell, 11/22/21	7, vs. Rutgers, 2/26/20	7, vs. Rutgers, 2/26/20
Blocks	--	2, vs. Wisconsin, 3/11/21	2, vs. Wisconsin, 3/11/21
Steals	3, vs. St. Francis NY, 11/18/21	6, vs. Wright State, 11/20/18	2, 10x, last vs. Rutgers, 1/11/22
Minutes	34, vs. Cornell, 11/22/21	41, at DePaul (OT), 11/15/18	36, 2x, last vs. Michigan, 2/12/19
FG Made	4, 3x, last vs. Indiana, 1/2/22	7, at DePaul (OT), 11/15/18	6, at Nebraska, 2/23/21
FG Attempted	10, 2x, last at Indiana, 1/26/22	15, at DePaul (OT), 11/15/18	14, 2x, last at Northwestern, 3/7/20
3-Point FG Made	4, 2x, last vs. Indiana, 1/2/22	5, 3x, last vs. UMES, 11/5/19	5, Michigan, 2/12/19
3-Point FG Attempted	9, 2x, last at Indiana, 1/26/22	13, at Northwestern, 3/7/20	13, at Northwestern, 3/7/20
FT Made	2, 2x, last vs. Rutgers, 1/11/22	6, 3x, last vs. Iowa, 1/4/20	6, 2x, last vs. Iowa, 1/4/20
FT Attempted	2, 3x, last vs. Rutgers, 1/11/22	8, Maryland, 2/27/19	8, Maryland, 2/27/19

2021-22 NOTES

- Scored 9 points off a trio of 3-pointers in back-to-back games at Iowa (1/22) and at Indiana (1/26).
- Drained 200th-career 3-pointer at Northwestern (1/5) to become the seventh-ever Nittany Lion to reach 200 career triples.
- Provided huge spark in win over Indiana (1/2), shooting 4-for-5 from deep to finish with 12 points, 4 rebounds and an assist.
- Shot 3-for-4 from deep for 9 points against Wagner (12/8).
- Contributed 9 points, 4 rebounds and 2 steals against Miami (12/1).
- Tallied his first two double-digit efforts of the season in two games at the Emerald Coast Classic...scored 11 points against LSU (11/26) before shooting 4-for-7 from deep for 12 points against Oregon State (11/27).
- Registered 5 points, 4 assists, 2 steals and 2 rebounds against Cornell (11/22).
- Drained two 3-pointers for 6 points and added 3 steals and 2 rebounds against St. Francis Brooklyn (11/18).
- Tallied 4 points and 2 rebounds in season opener against Youngstown State (11/10).
- Key player who returns for senior season after ranking first or second on the team in 3-point field goals in all three of his previous seasons...enters the season ninth all-time in school record book with 177 career three-pointers.

3 Sam SESSOMS

Sr. • Guard • 6-0 • 189 lbs.
 Philadelphia, Pa./The Shipley School
 Binghamton
 Major: Sociology



2021-22 AWARDS

Emerald Coast Classic All-Tournament Team

CAREER STATS

SEASON	TEAM	GP-GS	MIN/AVG	Field Goals		3-Point		F-Throws		Rebounds				Scoring						
				FG-FGA	FG%	3FG-3FGA	3FG%	FT-FTA	FT%	OFF	DEF	TOT	AVG	PF-FO	A	TO	BLK	STL	PTS	AVG
2018-19	Bingha	33-32	1132/34.3	224-500	.448	70-191	.366	70-106	.660	24	85	109	3.3	71-1	115	142	2	37	588	17.8
2019-20	Bingha	29-29	1037/35.7	208-501	.415	64-203	.315	83-102	.814	36	109	145	5.0	76-0	138	99	3	45	563	19.4
2020-21	PSU	24-0	497/20.7	78-191	.408	16-57	.281	25-35	.714	10	38	48	2.0	40-1	56	44	2	32	197	8.2
2021-22	PSU	17-10	490/28.8	75-155	.484	20-45	.444	23-32	.719	11	49	60	3.5	30-0	55	43	1	12	193	11.4
TOTAL FOR PSU	41-10	987/24.1	153-346	.442	36-102	.353	48-67	.716	.716	21	87	108	2.6	70-1	111	87	3	44	390	9.5
TOTAL	103-71	3156/30.6	585-1347	.434	170-496	.343	201-275	.731	.731	81	281	362	3.5	217-2	364	328	8	126	1541	15.0

2021-22 GAME-BY-GAME STATS

Opponent	Date	GS	MIN	Total		3-Pointers		Free throws		Rebounds				PF	A	TO	BLK	STL	PTS	AVG
				FG-FGA	PCT	3FG-3FGA	PCT	FT-FTA	PCT	OFF	DEF	TOT	AVG							
Youngstown St.	11/10/2021	*	33:06	8-16	.500	0-2	.000	1-3	.333	2	3	5	5.0	4	8	2	0	2	17	17.0
at Massachusetts	11/15/2021	*	22:03	4-8	.500	1-1	1.000	3-4	.750	1	2	3	4.0	3	0	3	0	1	12	14.5
St. Francis Brooklyn	11/18/2021	*	33:40	10-13	.769	0-1	.000	6-7	.857	0	3	3	3.7	0	1	2	0	1	26	18.3
Cornell	11/22/2021	*	34:27	6-11	.545	6-7	.857	4-4	1.000	1	5	6	4.3	2	4	4	0	1	22	19.3
vs LSU	11/26/2021	*	42:55	6-11	.545	1-5	.200	0-0	.000	3	7	10	5.4	1	5	5	1	0	13	18.0
vs Oregon St.	11/27/2021	*	28:46	1-5	.200	0-1	.000	0-0	.000	1	3	4	5.2	3	4	3	0	0	2	15.3
Miami (FL)	12/01/2021	*	33:06	4-12	.333	0-2	.000	0-0	.000	1	2	3	4.9	0	3	2	0	1	8	14.3
Ohio St.	12/05/2021	*	28:46	2-7	.286	1-2	.500	0-0	.000	0	3	3	4.6	2	4	3	0	0	5	13.1
Wagner	12/08/2021		30:42	6-8	.750	3-4	.750	1-2	.500	0	3	3	4.4	2	5	4	0	2	16	13.4
at Michigan St.	12/11/2021		25:56	6-12	.500	0-3	.000	0-0	.000	0	4	4	4.4	4	1	2	0	0	12	13.3
Indiana	01/02/2022		27:35	3-8	.375	2-3	.667	2-4	.500	1	2	3	4.3	1	1	1	0	2	10	13.0
at Northwestern	01/05/2022		22:56	1-6	.167	0-2	.000	4-4	1.000	0	3	3	4.2	1	4	2	0	1	6	12.4
Purdue	01/08/2022		07:06	0-2	.000	0-1	.000	0-0	.000	0	0	0	3.8	1	0	2	0	0	0	11.5
Rutgers	01/11/2022		29:31	7-10	.700	3-3	1.000	0-0	.000	1	2	3	3.8	1	6	2	0	0	17	11.9
at Ohio St.	01/16/2022	*	33:50	6-12	.500	2-4	.500	1-2	.500	0	4	4	3.8	2	1	3	0	0	15	12.1
at Iowa	01/22/2022	*	28:37	2-6	.333	1-3	.333	1-2	.500	0	1	1	3.6	2	4	2	0	0	6	11.7
at Indiana	01/26/2022		26:53	3-8	.375	0-1	.000	0-0	.000	0	2	2	3.5	1	4	1	0	1	6	11.4
Totals		10	489:55	75-155	.484	20-45	.444	23-32	.719	11	49	60	3.5	30	55	43	1	12	193	11.4

STAT HIGHS

	2021-22 Season	Career	Big Ten
Points	26, vs. St. Francis NY, 11/18/21	40, vs. Boston U. (ot), 12/7/19	18, vs. Wisconsin, 3/11/21
Rebounds	6, vs. Cornell, 11/22/21	12, at NJIT, 11/20/19	7, at Maryland, 3/7/21
Assists	8, vs. Youngstown St., 11/10/21	10, Maine, 2/8/20	6, 2x, last vs. Rutgers, 1/11/22
Blocks	1, vs. LSU, 11/26/21	2, at Virginia Tech, 12/8/20	--
Steals	2, 3x, last vs. Indiana, 1/2/22	6, Hartwick, 12/29/19	4, vs. Nebraska, 3/10/21
Minutes	34, vs. Cornell, 11/22/21	43, vs. Boston U. (ot), 12/7/19	33, at Ohio State, 1/16/22
FG Made	10, vs. St. Francis NY, 11/18/21	15, vs. Boston U. (ot), 12/7/19	7, 3x, last vs. Rutgers, 1/11/22
FG Attempted	16, vs. Youngstown St., 11/10/21	32, vs. Boston U. (ot), 12/7/19	15, at Michigan, 12/13/20
3-Point FG Made	6, vs. Cornell, 11/22/21	8, vs. Hartford, 2/27/19	3, 2x, last vs. Rutgers, 1/11/22
3-Point FG Attempted	7, vs. Cornell, 11/22/21	15, vs. Hartford, 2/27/19	6, at Indiana, 12/30/20
FT Made	6, vs. St. Francis NY, 11/18/21	11, UMass Lowell, 2/20/20	5, vs. Nebraska, 3/10/21
FT Attempted	7, vs. St. Francis NY, 11/18/21	13, UMass Lowell, 2/20/20	6, vs. Wisconsin, 3/11/21

2021-22 NOTES

- Went off for game-high 17 points on 7-of-10 shooting and a perfect 3-for-3 effort from deep and added six assists to lead team to dominant win over Rutgers (1/11).
- Tallied eighth double-digit scoring effort of the season in win over Indiana (1/2), finishing with 10 points, 3 rebounds and an assist.
- Had 12 points, 4 rebounds and an assist at Michigan State (12/11).
- Contributed an efficient 16 points on 6-of-8 shooting while adding 5 assists, 3 rebounds and 2 steals against Wagner (12/8).
- Named to the Emerald Coast Classic All-Tournament Team after tallying first double-double in a Penn State uniform with 13 points and 10 rebounds against LSU (11/26)...all 13 of his points came in the second half and overtime...also added a game-high 5 assists and a block.
- Went off for six 3-pointers on a 6-for-7 effort from downtown against Cornell (11/22), finishing with 22 points, 6 rebounds and 4 assists.
- Recorded first 20-point game as a Nittany Lion and 29th-career 20-point game with a game-high 26 points against St. Francis Brooklyn (11/18)...shot a blistering 10-for-13 (76.9%) from the field and was 6-for-7 from the charity stripe.
- Registered second-straight double-digit game at UMass (11/15), finishing with 12 points and 3 rebounds.
- Started his first game at Penn State in season opener against Youngstown State (11/10) and stuffed the stat sheet with 17 points, 8 assists and 5 rebounds...14 of his 17 points came in the second half.
- Enters second season at Penn State after a standout two years at Binghamton...played in 24 games in first season with Nittany Lions as a key sixth-man player...had nine double-digit scoring efforts in 2020-21.

4 Caleb DORSEY

So. • Forward • 6-7 • 235 lbs.
Westminster, Md./The Hill School (Pa.)
Major: Environmental Science



CAREER STATS

SEASON	TEAM	GP-GS	MIN/AVG	Field Goals		3-Point		F-Throws		Rebounds				Scoring							
				FG-FGA	FG%	3FG-3FGA	3FG%	FT-FTA	FT%	OFF	DEF	TOT	AVG	PF	FO A	TO	BLK	STL	PTS	AVG	
2020-21	PSU	5-0	11/2.2	2-4	.500	2-4	.500	0-0	.000	2	0	2	0.4	1-0	0	2	0	0	0	6	1.2
2021-22	PSU	3-0	16/5.3	1-2	.500	1-2	.500	0-0	.000	0	2	2	0.7	1-0	0	1	0	0	3	1.0	
TOTAL		8-0	27/3.4	3-6	.500	3-6	.500	0-0	.000	2	2	4	0.5	2-0	0	3	0	0	9	1.1	

2021-22 GAME-BY-GAME STATS

Opponent	Date	GS	MIN	Total		3-Pointers		Free throws		Rebounds				Scoring							
				FG-FGA	PCT	3FG-3FGA	PCT	FT-FTA	PCT	OFF	DEF	TOT	AVG	PF	FO A	TO	BLK	STL	PTS	AVG	
at Massachusetts	11/15/2021		05:34	0-0	.000	0-0	.000	0-0	.000	0	0	0	0.0	0	0	1	0	0	0	0	0.0
St. Francis Brooklyn	11/18/2021		04:10	0-0	.000	0-0	.000	0-0	.000	0	1	1	0.5	1	0	0	0	0	0	0	0.0
Wagner	12/08/2021		06:12	1-2	.500	1-2	.500	0-0	.000	0	1	1	0.7	0	0	0	0	0	3	1.0	
Totals			0 15:56	1-2	.500	1-2	.500	0-0	.000	0	2	2	0.7	1	0	1	0	0	3	1.1	

STAT HIGHS


	2021-22 Season	Career	Big Ten
Points	3, vs. Wagner, 12/8/21	3, 3x, last vs. Wagner, 12/8/21	3, 2x, last vs. Purdue, 2/26/21
Rebounds	1, 2x, last vs. Wagner, 12/8/21	1, 4x, last vs. Wagner, 12/8/21	--
Assists	--	--	--
Blocks	--	--	--
Steals	--	--	--
Minutes	6, vs. Wagner, 12/8/21	6, vs. Wagner, 12/8/21	4, vs. Purdue, 2/26/21
FG Made	1, vs. Wagner, 12/8/21	1, 3x, last vs. Wagner, 12/8/21	1, 2x, last 4, vs. Purdue, 2/26/21
FG Attempted	2, vs. Wagner, 12/8/21	3, vs. Purdue, 2/26/21	3, vs. Purdue, 2/26/21
3-Point FG Made	1, vs. Wagner, 12/8/21	1, 3x, last vs. Wagner, 12/8/21	1, 2x, last 4, vs. Purdue, 2/26/21
3-Point FG Attempted	2, vs. Wagner, 12/8/21	3, vs. Purdue, 2/26/21	3, vs. Purdue, 2/26/21
FT Made	--	--	--
FT Attempted	--	--	--

2021-22 NOTES

- Scored first points of the season with a 3-pointer against Wagner (12/8).
- Pulled down a rebound against St. Francis Brooklyn (11/18).
- Saw 6 minutes of action in season debut at UMass (11/15).
- Returns for sophomore season after seeing action in five games as a freshman in 2020-21...scored six points and pulled down two rebounds.

5 Greg LEE

Sr.+ • Forward • 6-9 • 217 lbs.
 Rockford, Ill./Westside (Texas)
 Cal State Bakersfield/Western Michigan
 Major: Telecommunications



CAREER STATS

SEASON	TEAM	GP-GS	MIN/AVG	Field Goals		3-Point		F-Throws		Rebounds				Scoring						
				FG-FGA	FG%	3FG-3FGA	3FG%	FT-FTA	FT%	OFF	DEF	TOT	AVG	PF-FO	A	TO	BLK	STL	PTS	AVG
2017-18	CSUB	28-0	246/8.8	25-61	.410	10-30	.333	1-4	.250	12	38	50	1.8	32-1	10	19	0	5	61	2.2
2018-19	CSUB	34-25	509/15.0	83-181	.459	16-50	.320	13-16	.813	38	73	111	3.3	99-3	29	47	6	5	195	5.7
2019-20	CSUB	30-21	544/18.1	80-186	.430	16-55	.291	26-34	.765	32	86	118	3.9	64-1	17	41	11	20	202	6.7
2020-21	WMU	21-21	567/27.0	116-230	.504	9-37	.243	31-47	.660	31	121	152	7.2	42-0	50	53	4	6	272	13.0
2021-22	PSU	8-7	193/24.2	21-56	.375	4-18	.222	8-11	.727	16	36	52	6.5	19-0	6	11	2	3	54	6.8
TOTAL FOR PSU		8-7	193/24.2	21-56	.375	4-18	.222	8-11	.727	16	36	52	6.5	19-0	6	11	2	3	54	6.8
TOTAL		121-74	2060/17.0	325-714	.455	55-190	.289	79-112	.705	129	354	483	4.0	256-5	112	171	23	39	784	6.5

2021-22 GAME-BY-GAME STATS

Opponent	Date	GS	MIN	Total		3-Pointers		Free throws		Rebounds				PF A TO BLK STL PTS AVG							
				FG-FGA	PCT	3FG-3FGA	PCT	FT-FTA	PCT	OFF	DEF	TOT	AVG	PF	A	TO	BLK	STL	PTS	AVG	
at Michigan St.	12/11/2021		15:28	2-6	.333	1-2	.500	0-0	.000	2	0	2	2.0	0	1	0	1	0	5	5.0	
Indiana	01/02/2022	*	16:30	3-5	.600	0-2	.000	0-0	.000	2	2	4	4.0	4	0	1	0	0	6	5.5	
at Northwestern	01/05/2022	*	28:32	3-8	.375	1-4	.250	1-2	.500	2	5	7	4.3	2	2	3	1	0	8	6.3	
Purdue	01/08/2022	*	30:07	5-10	.500	1-2	.500	0-1	.000	2	3	5	4.5	1	0	0	0	1	11	7.5	
Rutgers	01/11/2022	*	25:45	2-6	.333	0-0	.000	0-0	.000	2	10	12	6.0	2	1	1	0	0	4	6.8	
at Ohio St.	01/16/2022	*	31:45	4-9	.444	1-5	.200	0-0	.000	2	6	8	6.3	2	1	2	0	1	9	7.2	
at Iowa	01/22/2022	*	25:26	1-5	.200	0-0	.000	4-4	1.000	2	6	8	6.6	4	1	4	0	1	6	7.0	
at Indiana	01/26/2022	*	19:55	1-7	.143	0-3	.000	3-4	.750	2	4	6	6.5	4	0	0	0	0	5	6.8	
Totals			7	193:29	21-56	.375	4-18	.222	8-11	.727	16	36	52	6.5	19	6	11	2	3	54	6.8

STAT HIGHS

	2021-22 Season	Career	Big Ten
Points	11, vs. Purdue, 1/8/22	22, vs. Akron, 1/23/21	11, vs. Purdue, 1/8/22
Rebounds	12, vs. Rutgers, 1/11/22	15, vs. Toledo, 1/2/21	12, vs. Rutgers, 1/11/22
Assists	2, at Northwestern, 1/5/22	5, at Northern Ill., 3/2/21	2, at Northwestern, 1/5/22
Blocks	1, 2x, last at Northwestern, 1/5/22	2, 3x, last vs. Buffalo, 1/12/21	1, 2x, last at Northwestern, 1/5/22
Steals	1, 3x, last at Iowa, 1/22/22	4, at Kansas City, 1/16/20	1, 3x, last at Iowa, 1/22/22
Minutes	31, at Ohio State, 1/16/22	33, at Utah Valley, 1/23/20	31, at Ohio State, 1/16/22
FG Made	5, vs. Purdue, 1/8/22	10, 2x, last at Miami (OH), 1/30/21	5, vs. Purdue, 1/8/22
FG Attempted	10, vs. Purdue, 1/8/22	17, vs. Akron, 1/23/21	10, vs. Purdue, 1/8/22
3-Point FG Made	1, 4x, last at Ohio State, 1/16/22	3, 2x, last vs. Milwaukee, 12/13/20	1, 4x, last at Ohio State, 1/16/22
3-Point FG Attempted	5, at Ohio State, 1/16/22	6, vs. Milwaukee, 12/13/20	5, at Ohio State, 1/16/22
FT Made	4, at Iowa, 1/22/22	7, at Chicago State, 1/19/20	4, at Iowa, 1/22/22
FT Attempted	4, 2x, last at Indiana, 1/26/22	7, at Chicago State, 1/19/20	4, 2x, last at Indiana, 1/26/22

2021-22 NOTES

- Missed first nine games of the season with injury.
- Tallied 6 points and a team-best 8 rebounds at Iowa (1/22).
- Pulled down team-best 12 rebounds in dominant win over Rutgers (1/11).
- Registered first double-digit scoring effort as a Nittany Lions against #3 Purdue (1/8) with 11 points and 5 rebounds.
- Tallied 8 points, 7 rebounds, 2 assists and a block in comeback win at Northwestern (1/5).
- Made first start in a Penn State uniform in win over Indiana (1/2)...finished with 6 points and 4 rebounds in 16 minutes.
- Made first appearance at Michigan State (12/11), finishing with 5 points, 2 rebounds, an assist and a block in 15 minutes of action.
- Transferred to Penn State following a standout season at Western Michigan that followed three seasons at Cal State Bakersfield... earned All-MAC honorable mention honors after starting all 21 games for the Broncos in 2020-21 and averaging 13.0 points, 7.2 rebounds and 27.0 minutes per contest.

11 Jaheam CORNWALL

Sr.+ • Guard • 6-0 • 190 lbs.
 Brooklyn, N.Y./Putnam Science Acad.
 Gardner-Webb

Major: Organizational Development & Change



CAREER STATS

SEASON	TEAM	GP-GS	MIN/AVG	Field Goals		3-Point		F-Throws		Rebounds				Scoring						
				FG-FGA	FG%	3FG-3FGA	3FG%	FT-FTA	FT%	OFF	DEF	TOT	AVG	PF-FO	A	TO	BLK	STL	PTS	AVG
2017-18	GW	27-4	600/22.2	71-159	.447	43-98	.439	24-30	.800	10	56	66	2.4	42-1	66	40	0	25	209	7.7
2018-19	GW	35-11	824/23.5	73-165	.442	36-92	.391	35-51	.686	1	84	85	2.4	57-1	98	47	1	30	217	6.2
2019-20	GW	32-31	982/30.7	142-321	.442	87-196	.444	49-68	.721	17	108	125	3.9	57-0	105	57	2	25	420	13.1
2020-21	GW	26-26	800/30.8	126-288	.438	64-157	.408	51-63	.810	15	69	84	3.2	40-1	99	54	2	17	367	14.1
2021-22	PSU	15-8	283/18.8	12-54	.222	7-40	.175	13-14	.929	0	18	18	1.2	14-0	12	14	2	3	44	2.9
TOTAL FOR PSU		15-8	283/18.8	12-54	.222	7-40	.175	13-14	.929	0	18	18	1.2	14-0	12	14	2	3	44	2.9
TOTAL		135-80	3489/25.8	424-987	.430	237-583	.407	172-226	.761	43	335	378	2.8	210-3	380	212	7	100	1257	9.3

2021-22 GAME-BY-GAME STATS

Opponent	Date	GS	MIN	Total		3-Pointers		Free throws		Rebounds				PF		A		TO		BLK		STL		PTS		AVG	
				FG-FGA	PCT	3FG-3FGA	PCT	FT-FTA	PCT	OFF	DEF	TOT	AVG	PF	A	TO	BLK	STL	PTS	AVG							
Youngstown St.	11/10/2021		21:28	1-4	.250	1-3	.333	0-0	.000	0	1	1	1.0	0	0	1	0	0	0	0	0	3	3.0				
at Massachusetts	11/15/2021	*	29:08	1-4	.250	0-2	.000	2-2	1.000	0	2	2	1.5	0	3	1	0	0	0	0	0	4	3.5				
St. Francis Brooklyn	11/18/2021		17:00	2-4	.500	1-3	.333	0-0	.000	0	1	1	1.3	0	0	1	0	0	0	0	0	5	4.0				
Cornell	11/22/2021		20:12	1-5	.200	1-5	.200	0-0	.000	0	4	4	2.0	4	1	1	1	1	0	0	0	3	3.8				
vs LSU	11/26/2021		19:58	3-5	.600	3-5	.600	0-0	.000	0	1	1	1.8	1	1	1	0	0	0	0	0	9	4.8				
vs Oregon St.	11/27/2021		18:20	0-2	.000	0-2	.000	0-0	.000	0	2	2	1.8	1	1	0	0	0	0	0	0	0	4.0				
Miami (FL)	12/01/2021		16:44	1-2	.500	1-2	.500	2-3	.667	0	1	1	1.7	2	0	0	0	0	0	0	0	5	4.1				
Ohio St.	12/05/2021	*	31:38	1-5	.200	0-2	.000	4-4	1.000	0	0	0	1.5	0	3	0	0	2	6	4	4	3.5					
Wagner	12/08/2021	*	20:50	0-4	.000	0-4	.000	0-0	.000	0	1	1	1.4	0	2	3	0	0	0	0	0	0	3.9				
at Michigan St.	12/11/2021	*	21:08	0-4	.000	0-3	.000	0-0	.000	0	0	0	1.3	3	1	1	1	1	1	0	0	3.5					
Indiana	01/02/2022	*	15:00	0-1	.000	0-1	.000	4-4	1.000	0	0	0	1.2	0	0	2	0	0	0	0	0	4	3.5				
at Northwestern	01/05/2022	*	13:21	0-4	.000	0-4	.000	0-0	.000	0	0	0	1.1	1	0	0	0	0	0	0	0	0	3.3				
Purdue	01/08/2022	*	09:44	0-1	.000	0-0	.000	0-0	.000	0	2	2	1.2	1	0	1	0	0	0	0	0	0	3.0				
at Iowa	01/22/2022		11:15	2-5	.400	0-2	.000	1-1	1.000	0	0	0	1.1	0	0	0	0	0	0	0	0	5	3.1				
at Indiana	01/26/2022	*	16:52	0-4	.000	0-2	.000	0-0	.000	0	3	3	1.2	1	0	2	0	0	0	0	0	0	2.9				
Totals		8	282:39	12-54	.222	7-40	.175	13-14	.929	0	18	18	1.2	14	12	14	2	3	44	2.9							

STAT HIGHS

	2021-22 Season	Career	Big Ten
Points	9, vs. LSU, 11/26/21	32, at Longwood, 2/12/21	6, vs. Ohio State, 12/5/21
Rebounds	4, vs. Cornell, 11/22/21	8, at USC Upstate, 2/8/20	3, at Indiana, 1/26/22
Assists	3, 2x, last vs. Ohio State, 12/5/21	9, 2x, last at Winthrop, 1/10/21	3, vs. Ohio State, 12/5/21
Blocks	1, 2x, last at Michigan St., 12/11/21	1, 4x, last at Radford, 2/17/21	1, at Michigan St., 12/11/21
Steals	2, vs. Ohio State, 12/5/21	5, vs. Bob Jones, 12/6/18	2, vs. Ohio State, 12/5/21
Minutes	31, vs. Ohio State, 12/5/21	47, at Winthrop (30T), 1/11/20	31, vs. Ohio State, 12/5/21
FG Made	3, vs. LSU, 11/26/21	11, at Longwood, 2/12/21	1, vs. Ohio State, 12/5/21
FG Attempted	5, 3x, last at Iowa, 1/22/22	19, at Winthrop, 3/6/20	5, 3x, last at Iowa, 1/22/22
3-Point FG Made	3, vs. LSU, 11/26/21	8, vs. High Point, 2/10/20	--
3-Point FG Attempted	5, 2x, last vs. LSU, 11/26/21	13, vs. High Point, 2/10/20	4, at Northwestern, 1/5/22
FT Made	4, 2x, last vs. Indiana, 1/2/22	6, vs. Presbyterian, 1/4/20	4, 2x, last vs. Indiana, 1/2/22
FT Attempted	4, 2x, last vs. Indiana, 1/2/22	10, vs. Presbyterian, 1/4/20	4, 2x, last vs. Indiana, 1/2/22

2021-22 NOTES

- Tallied five points at Iowa (1/22).
- Finished with 6 points, 3 assists and 2 steals against Ohio State (12/5).
- Drained a trio of three-pointers for a season-high 9 points against LSU (11/26).
- Pulled down 4 rebounds and added a 3-pointer vs. Cornell (11/22).
- Tallied 5 points and a rebound against St. Francis Brooklyn (11/18).
- Made first start in the Blue and White at UMass (11/15), tallying 4 points, 3 assists and 2 rebounds.
- Played 21 minutes in Penn State debut against Youngstown State (11/10), draining a 3-pointer and adding a rebound.
- Transferred to Penn State after stellar four-year career at Gardner-Webb that included two All-Big South nods...has scored 1,213 career points and owns a 42.4 career 3-point field goal percentage that ranked 17th nationally amongst all active Division I players at the end of the 2020-21 season.

13 Jevonnie SCOTT

Jr. • Forward • 6-7 • 252 lbs.
 Toronto, Ontario/Orangeville Prep
 South Plains College
 Major: Communications, Arts & Sciences



CAREER STATS

		Field Goals		3-Point		F-Throws		Rebounds				Scoring									
SEASON	TEAM	GP-GS	MIN/AVG	FG-FGA	FG%	3FG-3FGA	3FG%	FT-FTA	FT%	OFF	DEF	TOT	AVG	PF	FO	A	TO	BLK	STL	PTS	AVG
2021-22	PSU	4-0	29/7.2	4-7	.571	0-1	.000	1-4	.250	1	6	7	1.8	7-0	1	3	1	0	9	2.3	
TOTAL		4-0	29/7.2	4-7	.571	0-1	.000	1-4	.250	1	6	7	1.8	7-0	1	3	1	0	9	2.3	

2021-22 GAME-BY-GAME STATS

		Total		3-Pointers		Free throws		Rebounds				PF								
Opponent	Date	GS	MIN	FG-FGA	PCT	3FG-3FGA	PCT	FT-FTA	PCT	OFF	DEF	TOT	AVG	PF	A	TO	BLK	STL	PTS	AVG
Rutgers	01/11/2022		04:55	1-2	.500	0-0	.000	0-2	.000	0	1	1	1.0	1	0	1	0	0	2	2.0
at Ohio St.	01/16/2022		07:39	2-2	1.000	0-0	.000	0-0	.000	0	2	2	1.5	1	0	0	1	0	4	3.0
at Iowa	01/22/2022		13:04	1-2	.500	0-1	.000	1-2	.500	1	2	3	2.0	3	1	2	0	0	3	3.0
at Indiana	01/26/2022		02:60	0-1	.000	0-0	.000	0-0	.000	0	1	1	1.8	2	0	0	0	0	0	2.3
Totals		0	28:37	4-7	.571	0-1	.000	1-4	.250	1	6	7	1.8	7	1	3	1	0	9	2.3

STAT HIGHS

	2021-22 Season	Career	Big Ten
Points	4, at Ohio State, 1/16/22	4, at Ohio State, 1/16/22	4, at Ohio State, 1/16/22
Rebounds	3, at Iowa, 1/22/22	3, at Iowa, 1/22/22	3, at Iowa, 1/22/22
Assists	1, at Iowa, 1/22/22	1, at Iowa, 1/22/22	1, at Iowa, 1/22/22
Blocks	1, at Ohio State, 1/16/22	1, at Ohio State, 1/16/22	1, at Ohio State, 1/16/22
Steals	--	--	--
Minutes	13, at Iowa, 1/22/22	13, at Iowa, 1/22/22	13, at Iowa, 1/22/22
FG Made	2, at Ohio State, 1/16/22	2, at Ohio State, 1/16/22	2, at Ohio State, 1/16/22
FG Attempted	2, 3x, last at Iowa, 1/22/22	2, 3x, last at Iowa, 1/22/22	2, 3x, last at Iowa, 1/22/22
3-Point FG Made	--	--	--
3-Point FG Attempted	1, at Iowa, 1/22/22	1, at Iowa, 1/22/22	1, at Iowa, 1/22/22
FT Made	1, at Iowa, 1/22/22	1, at Iowa, 1/22/22	1, at Iowa, 1/22/22
FT Attempted	2, 2x, last at Iowa, 1/22/22	2, 2x, last at Iowa, 1/22/22	2, 2x, last at Iowa, 1/22/22

2021-22 NOTES

- Had 3 points and 3 rebounds at Iowa (1/22).
- Tallied four points and two rebounds in a productive seven minutes of action at Ohio State (1/16).
- Saw first action at Penn State in win over Rutgers (1/11), and scored 2 points for first points in a Penn State uniform.
- Transferred to Penn State after two rock solid seasons with the Texans of South Plains College...racked up 23 double-figure scoring games and chipped in 9.5 points and 4.7 rebounds per outing...helped Texans to 40-12 record in two years with two NJCAA Tournament appearances.

14 Jalanni WHITE

Sr.+ • Forward • 6-8 • 205 lbs.
 New Haven, Conn./Notre Dame West-Haven
 Canisius
 Major: Recreation, Park & Tourism Mgmt.



CAREER STATS

SEASON	TEAM	GP-GS	MIN/AVG	Field Goals		3-Point		F-Throws		Rebounds				Scoring						
				FG-FGA	FG%	3FG-3FGA	3FG%	FT-FTA	FT%	OFF	DEF	TOT	AVG	PF-FO	A	TO	BLK	STL	PTS	AVG
2017-18	Canis	25-3	247/9.9	22-47	.468	1-11	.091	11-18	.611	22	19	41	1.6	46-0	8	16	12	7	56	2.2
2018-19	Canis	32-32	594/18.6	79-153	.516	4-14	.286	28-51	.549	32	55	87	2.7	74-0	20	29	27	14	190	5.9
2019-20	Canis	30-4	555/18.5	78-144	.542	6-22	.273	48-78	.615	54	47	101	3.4	98-4	17	48	18	17	210	7.0
2020-21	Canis	11-11	155/14.1	17-44	.386	3-16	.188	4-11	.364	7	17	24	2.2	30-1	15	13	7	3	41	3.7
2021-22	PSU	17-1	249/14.6	24-45	.533	1-7	.143	7-10	.700	23	38	61	3.6	42-2	8	8	7	7	56	3.3
TOTAL FOR PSU	17-1	249/14.6	24-45	.533	1-7	.143	7-10	.700	23	38	61	3.6	42-2	8	8	7	7	56	3.3	
TOTAL	115-51	1801/15.7	220-433	.508	15-70	.214	98-168	.583	138	176	314	2.7	290-7	68	114	71	48	553	4.8	

2021-22 GAME-BY-GAME STATS

Opponent	Date	GS	MIN	Total		3-Pointers		Free throws		Rebounds				PF A TO BLK STL PTS AVG						
				FG-FGA	PCT	3FG-3FGA	PCT	FT-FTA	PCT	OFF	DEF	TOT	AVG	PF	A	TO	BLK	STL	PTS	AVG
Youngstown St.	11/10/2021		14:01	2-3	.667	0-0	.000	0-0	.000	3	1	4	4.0	4	1	1	0	0	4	4.0
at Massachusetts	11/15/2021		21:37	3-6	.500	0-0	.000	0-0	.000	3	3	6	5.0	2	0	0	0	1	6	5.0
St. Francis Brooklyn	11/18/2021	*	16:28	4-5	.800	0-0	.000	0-1	.000	4	3	7	5.7	5	2	1	0	0	8	6.0
Cornell	11/22/2021		08:58	3-3	1.000	0-0	.000	1-1	1.000	0	3	3	5.0	1	0	0	1	0	7	6.3
vs LSU	11/26/2021		08:24	0-1	.000	0-0	.000	1-2	.500	0	3	3	4.6	1	0	0	0	0	1	5.2
vs Oregon St.	11/27/2021		20:20	2-5	.400	0-1	.000	0-0	.000	2	5	7	5.0	2	1	0	0	0	4	5.0
Miami (FL)	12/01/2021		12:20	1-1	1.000	0-0	.000	0-0	.000	0	2	2	4.6	2	0	1	1	0	2	4.6
Ohio St.	12/05/2021		13:35	0-0	.000	0-0	.000	2-2	1.000	1	1	2	4.3	3	0	0	0	0	2	4.3
Wagner	12/08/2021		24:37	3-4	.750	0-1	.000	2-2	1.000	3	2	5	4.3	2	0	1	1	2	8	4.7
at Michigan St.	12/11/2021		10:36	0-0	.000	0-0	.000	0-0	.000	0	0	0	3.9	3	0	0	0	0	0	4.2
Indiana	01/02/2022		21:05	0-0	.000	0-0	.000	0-0	.000	1	2	3	3.8	2	1	0	0	1	0	3.8
at Northwestern	01/05/2022		19:13	0-1	.000	0-1	.000	1-2	.500	3	4	7	4.1	2	0	1	1	1	1	3.6
Purdue	01/08/2022		19:00	4-4	1.000	1-1	1.000	0-0	.000	0	3	3	4.0	3	1	0	2	0	9	4.0
Rutgers	01/11/2022		14:44	0-4	.000	0-1	.000	0-0	.000	3	2	5	4.1	1	2	1	1	1	0	3.7
at Ohio St.	01/16/2022		09:26	1-6	.167	0-2	.000	0-0	.000	0	2	2	3.9	5	0	0	0	1	2	3.6
at Iowa	01/22/2022		09:33	0-0	.000	0-0	.000	0-0	.000	0	1	1	3.8	3	0	1	0	0	0	3.4
at Indiana	01/26/2022		04:42	1-2	.500	0-0	.000	0-0	.000	0	1	1	3.6	1	0	1	0	0	2	3.3
Totals		1	248:40	24-45	.533	1-7	.143	7-10	.700	23	38	61	3.6	42	8	8	7	7	56	3.3

STAT HIGHS

	2021-22 Season	Career	Big Ten
Points	9, vs. Purdue, 1/8/22	20, at UIC, 11/26/19	9, vs. Purdue, 1/8/22
Rebounds	7, 3x, last at Northwestern, 1/5/22	9, at Pitt, 12/30/19	7, at Northwestern, 1/5/22
Assists	2, 2x, last vs. Rutgers, 1/11/22	4, 2x, last at Siena, 3/5/21	2, vs Rutgers, 1/11/22
Blocks	2, vs. Purdue, 1/8/22	3, 4x, last vs. Saint Peter's, 2/29/20	2, vs. Purdue, 1/8/22
Steals	2, vs. Wagner, 12/8/21	2, 7x, last vs. Wagner, 12/8/21	1, 4x, last at Ohio State, 1/16/22
Minutes	24, vs. Wagner, 12/8/21	32, vs. Manhattan, 3/8/19	21, vs. Indiana, 1/2/22
FG Made	4, 2x, last vs. Purdue, 1/8/22	8, 2x, last vs. Holy Cross, 12/14/19	4, vs. Purdue, 1/8/22
FG Attempted	6, at Ohio State, 1/16/22	14, vs. Fairfield, 2/15/19	6, at Ohio State, 1/16/22
3-Point FG Made	1, vs. Purdue, 1/8/22	2, at Iona, 1/24/20	1, vs. Purdue, 1/8/22
3-Point FG Attempted	2, at Ohio State, 1/16/22	4, 2x, last vs. Fairfield, 2/15/19	2, at Ohio State, 1/16/22
FT Made	2, 2x, last vs. Wagner, 12/8/21	6, 2x, last vs. Saint Peter's, 2/29/20	2, vs. Ohio State, 12/5/21
FT Attempted	2, 3x, last at Northwestern, 1/5/22	11, vs. Saint Peter's, 2/29/20	2, 2x, last at Northwestern, 1/5/22

2021-22 NOTES

- Tallied season highs in points (9) and blocks (2) vs. #3 Purdue (1/8)...was a perfect 4-for-4 from the field.
- Came up with 7 rebounds, a block and a steal in Penn State's comeback road win at Northwestern (1/5).
- Played season-best 24 minutes against Wagner (12/8), finishing with 8 points and 5 rebounds...show 3-for-4 from the floor and added two free throws.
- Tied season high with 7 rebounds in win over Oregon State (11/27).
- Contributed an efficient 7 points and 3 rebounds in 9 minutes of action against Cornell (11/22).
- Registered an efficient 8 points and 7 rebounds on 4-of-5 shooting in 16 minutes of action against St. Francis Brooklyn (11/18).
- Tallied 6 points and 6 rebounds at UMass (11/15).
- Scored 4 points and grabbed 4 rebounds in 14 minutes of action in Penn State debut vs. Youngstown St. (11/10).
- Transferred to Penn State after four-year stint at Canisius...played in 98 games for the Griffins with 40 starts...owns career mark of 50.5 field goal percentage...named to 2019 MAAC All-Championship team.

15 Dan CONLAN

Jr. • Guard • 6-4 • 180 lbs.
 Sewickley, Pa./Quaker Valley
 Dickinson
 Major: Economics



CAREER STATS

SEASON	TEAM	GP-GS	MIN/AVG	Field Goals		3-Point		F-Throws		Rebounds				Scoring						
				FG-FGA	FG%	3FG-3FGA	3FG%	FT-FTA	FT%	OFF	DEF	TOT	AVG	PF-FO	A	TO	BLK	STL	PTS	AVG
2019-20	DC	21-4	376/17.9	40-107	.374	24-69	.348	21-37	.568	5	35	40	1.9	27-0	12	20	7	7	125	6.0
2021-22	PSU	1-0	0/0.0	0-0	.000	0-0	.000	0-0	.000	0	0	0	0.0	0-0	0	0	0	0	0	0.0
TOTAL FOR PSU		1-0	0/0.0	0-0	.000	0-0	.000	0-0	.000	0	0	0	0.0	0-0	0	0	0	0	0	0.0
TOTAL		22-4	376/17.1	40-107	.374	24-69	.348	21-37	.568	5	35	40	1.8	27-0	12	20	7	7	125	5.7

2021-22 GAME-BY-GAME STATS

Opponent	Date	GS	MIN	Total		3-Pointers		Free throws		Rebounds				PF A TO BLK STL PTS AVG						
				FG-FGA	PCT	3FG-3FGA	PCT	FT-FTA	PCT	OFF	DEF	TOT	AVG	PF	A	TO	BLK	STL	PTS	AVG
Wagner	12/08/2021		00:01	0-0	.000	0-0	.000	0-0	.000	0	0	0	0.0	0	0	0	0	0	0	0.0
Totals		0	00:01	0-0	.000	0-0	.000	0-0	.000	0	0	0	0.0	0	0	0	0	0	0	0.0

STAT HIGHS

	2021-22 Season	Career	Big Ten
Points	--	16, 2x, last at Wash. College, 2/22/20	--
Rebounds	--	7, vs. Johns Hopkins, 1/9/20	--
Assists	--	2, 3x, last at Swarthmore, 2/15/20	--
Blocks	--	1, 7x, last at Gettysburg, 2/19/20	--
Steals	--	2, vs Ursinus, 2/8/20	--
Minutes	0+, vs. Wagner, 12/8/21	36, at Wash. College, 2/22/20	--
FG Made	--	6, at Wash. College, 2/22/20	--
FG Attempted	--	10, at Mt. Aloysius, 11/23/19	--
3-Point FG Made	--	4, at Wash. College, 2/22/20	--
3-Point FG Attempted	--	7, at Wash. College, 2/22/20	--
FT Made	--	5, at Swarthmore, 2/15/20	--
FT Attempted	--	7, at Johns Hopkins, 1/9/20	--

2021-22 NOTES

- Saw first action of the season against Wagner (12/8).
- Joined team as walk-on in fall 2021...played one season at Dickinson in 2019-20...son of Shane Conlan, won two national championships as an All-American linebacker on the Penn State football team in 1982 and 1986 before going on to have an illustrious NFL career and being inducted into the College Football Hall of Fame in 2014.

21 John HARRAR

Sr.+ • Forward • 6-9 • 240 lbs.
 Wallingford, Pa./Strath Haven
 Master's Program: Management and
 Organizational Leadership

2021-22 AWARDS

Senior CLASS Award Top 30 Candidate

CAREER STATS

SEASON	TEAM	GP-GS	MIN	Field Goals		3-Point		F-Throws		Rebounds				Scoring						
				FG-FGA	FG%	3FG-3FGA	3FG%	FT-FTA	FT%	OFF	DEF	TOT	AVG	PF-FO	A	TO	BLK	STL	PTS	AVG
2017-18	PSU	27-8	195/7.2	18-33	.545	0-0	.000	6-11	.545	29	28	57	2.1	31-1	3	7	4	3	42	1.6
2018-19	PSU	32-18	512/16.0	38-69	.551	0-1	.000	33-56	.589	58	56	114	3.6	80-3	15	17	6	18	109	3.4
2019-20	PSU	31-14	522/16.8	47-75	.627	0-1	.000	39-59	.661	71	73	144	4.6	68-0	28	25	9	18	133	4.3
2020-21	PSU	25-25	619/24.8	73-133	.549	0-1	.000	73-106	.689	94	125	219	8.8	76-2	33	34	8	15	219	8.8
2021-22	PSU	17-17	459/27.0	66-100	.660	0-0	.000	43-66	.652	57	105	162	9.5	38-0	16	30	3	8	175	10.3
TOTAL		132-82	2307/17.5	242-410	.590	0-3	.000	194-298	.651	309	387	696	5.3	293-6	95	113	30	62	678	5.1

2021-22 GAME-BY-GAME STATS

Opponent	Date	GS	MIN	Total		3-Pointers		Free throws		Rebounds				PF	A	TO	BLK	STL	PTS	AVG	
				FG-FGA	PCT	3FG-3FGA	PCT	FT-FTA	PCT	OFF	DEF	TOT	AVG								
Youngstown St.	11/10/2021	*	26:20	7-7	1.000	0-0	.000	2-4	.500	4	10	14	14.0	2	1	1	0	0	16	16.0	
at Massachusetts	11/15/2021	*	24:31	3-8	.375	0-0	.000	2-4	.500	3	9	12	13.0	4	0	4	0	0	8	12.0	
St. Francis Brooklyn	11/18/2021	*	30:19	5-6	.833	0-0	.000	4-7	.571	5	8	13	13.0	2	1	2	0	0	14	12.7	
Cornell	11/22/2021	*	31:07	3-5	.600	0-0	.000	1-2	.500	3	9	12	12.8	4	1	2	1	1	7	11.3	
vs LSU	11/26/2021	*	33:59	3-4	.750	0-0	.000	1-3	.333	3	4	7	11.6	4	2	2	1	0	7	10.4	
vs Oregon St.	11/27/2021	*	20:18	3-4	.750	0-0	.000	0-0	.000	2	4	6	10.7	0	0	0	0	1	6	9.7	
Miami (FL)	12/01/2021	*	27:43	6-6	1.000	0-0	.000	4-5	.800	3	9	12	10.9	3	1	3	0	1	16	10.6	
Ohio St.	12/05/2021	*	25:35	6-9	.667	0-0	.000	0-2	.000	3	9	12	11.0	3	1	1	0	1	12	10.8	
Wagner	12/08/2021	*	21:25	3-5	.600	0-0	.000	6-8	.750	2	5	7	10.6	0	2	4	0	1	12	10.9	
at Michigan St.	12/11/2021	*	25:46	6-9	.667	0-0	.000	4-5	.800	3	8	11	10.6	0	3	2	0	1	16	11.4	
Indiana	01/02/2022	*	28:34	3-6	.500	0-0	.000	0-0	.000	4	8	12	10.7	1	1	1	0	0	6	10.9	
at Northwestern	01/05/2022	*	28:29	4-6	.667	0-0	.000	1-2	.500	2	6	8	10.5	2	1	3	0	0	9	10.8	
Purdue	01/08/2022	*	27:06	3-4	.750	0-0	.000	4-7	.571	3	5	8	10.3	2	1	1	0	1	10	10.7	
Rutgers	01/11/2022	*	29:08	6-8	.750	0-0	.000	4-4	1.000	4	2	6	10.0	3	0	0	0	0	16	11.1	
at Ohio St.	01/16/2022	*	29:54	1-3	.333	0-0	.000	5-8	.625	2	6	8	9.9	3	1	0	1	1	7	10.8	
at Iowa	01/22/2022	*	22:42	0-4	.000	0-0	.000	0-0	.000	3	2	5	9.6	2	1	0	0	0	0	10.1	
at Indiana	01/26/2022	*	26:33	4-6	.667	0-0	.000	5-5	1.000	8	1	9	9.5	3	0	4	0	0	13	10.3	
Totals			17	459:28	66-100	.660	0-0	.000	43-66	.652	57	105	162	9.5	38	16	30	3	8	175	10.3

STAT HIGHS

	2021-22 Season	Career	Big Ten
Points	16, 4x, last vs. Rutgers, 1/11/22	17, 2x, last at Michigan St., 2/9/21	17, 2x, last at Michigan St., 2/9/21
Rebounds	14, vs. Youngstown St., 11/10/21	14, 6x, last vs. Youngstown St., 11/10/21	14, 5x, vs. Nebraska, 3/10/21
Assists	3, at Michigan St., 12/11/21	4, 3x, last vs. Nebraska, 3/10/21	4, 3x, last vs. Nebraska, 3/10/21
Blocks	2, vs. Cornell, 11/22/21	2, 5x, last vs. Cornell, 11/22/21	2, 2x, last at Minnesota, 1/15/20
Steals	1, 8x, last at Ohio State, 1/16/22	3, 4x, last at Nebraska, 2/23/21	3, 3x, last at Nebraska, 2/23/21
Minutes	34, vs. LSU, 11/26/21	34, vs. Minnesota, 2/8/20	34, vs. Minnesota, 2/8/20
FG Made	7, vs. Youngstown St., 11/10/21	7, vs. Youngstown St., 11/10/21	6, 4x, last vs. Rutgers, 1/11/22
FG Attempted	9, 2x, last at Michigan St., 12/11/21	10, at Ohio St., 1/27/21	10, at Ohio St., 1/27/21
3-Point FG Made	--	--	--
3-Point FG Attempted	--	1, 3x, last time vs. VMI, 11/28/20	1, Wisconsin, 1/6/19
FT Made	6, vs. Wagner, 12/8/21	7, 4x, last at Maryland, 3/7/21	7, 4x, last at Maryland, 3/7/21
FT Attempted	8, 2x, last at Ohio State, 1/16/22	11, vs. Wisconsin, 1/30/21	11, vs. Wisconsin, 1/30/21

2021-22 NOTES

- Ranks second the Big Ten in rebounding (9.5 rpg)...Has five double-doubles on the season.
- Shot 75 percent (6-for-8) from the field for 16 points in dominant win over Rutgers (1/11).
- Notched fifth double-double of the season with 16 points and 11 boards at Michigan State (12/11).
- Was the catalyst of Penn State's second-half comeback attempt that fell just short against Ohio State (12/5) as he notched his fourth double-double of the season with 12 points and 12 rebounds...Ten of those points and 11 of those rebounds came in the second half.
- Led the team with 16 points and 12 rebounds against Miami (12/1) for this third double-double of the season...was a perfect 6-for-6 from the field, marking his second game this season with a 100 percent shooting effort (also Youngstown State, 7-7).
- Registered second double-double of the season and eighth of his career with 14 points and 13 rebounds against St. Francis Brooklyn (11/18)...shot 5-for-6 from the field.
- Recorded seventh-career double-double with 16 points and career high-tying 14 rebounds in season opener against Youngstown State (11/10)...was a perfect 7-for-7 from the field, making him the first Nittany Lion to shoot 100% from the field with at least 7 FGA since Mike Watkins was a perfect 8-for-8 at Iowa on March 5, 2017.
- Team leader who returns for fifth season to utilize extra year of eligibility...earned All-Big Ten Honorable Mention honors in 2020-21 after leading Nittany Lions with 8.8 rebounds per game and 54.9 field goal percentage...led the Big Ten and ranked 11th in the nation with 3.76 offensive rebounds per game a season ago...earned Big Ten Outstanding Sportsmanship Award.

22 Jalen PICKETT

Sr. • Guard • 6-4 • 202 lbs.
 Rochester, N.Y./Aquinas/SPIRE
 Siena
 Major: Broadcast Journalism



CAREER STATS

SEASON	TEAM	GP-GS	MIN/AVG	Field Goals		3-Point		F-Throws		Rebounds				Scoring						
				FG-FGA	FG%	3FG-3FGA	3FG%	FT-FTA	FT%	OFF	DEF	TOT	AVG	PF-FO	A	TO	BLK	STL	PTS	AVG
2018-19	Siena	33-32	1224/37.1	184-422	.436	65-187	.348	88-118	.746	43	109	152	4.6	77-0	221	80	29	66	521	15.8
2019-20	Siena	29-28	1072/37.0	169-369	.458	58-155	.374	42-61	.689	30	103	133	4.6	45-0	175	53	32	30	438	15.1
2020-21	Siena	14-14	505/36.1	64-159	.403	28-78	.359	24-32	.750	15	73	88	6.3	20-0	67	34	16	12	180	12.9
2021-22	PSU	16-16	582/36.4	79-194	.407	24-80	.300	31-40	.775	9	54	63	3.9	28-0	69	33	6	13	213	13.3
TOTAL FOR PSU	16-16	582/36.4	79-194	.407	24-80	.300	31-40	.775	9	54	63	3.9	28-0	69	33	6	13	213	13.3	
TOTAL	92-90	3383/36.8	496-1144	.434	175-500	.350	185-251	.737	97	339	436	4.7	170-0	532	200	83	121	1352	14.7	

2021-22 GAME-BY-GAME STATS

Opponent	Date	GS	MIN	Total		3-Pointers		Free throws		Rebounds				PF							
				FG-FGA	PCT	3FG-3FGA	PCT	FT-FTA	PCT	OFF	DEF	TOT	AVG	PF	A	TO	BLK	STL	PTS	AVG	
Youngstown St.	11/10/2021	*	36:00	3-10	.300	1-5	.200	2-2	1.000	1	4	5	5.0	0	2	0	1	0	9	9.0	
at Massachusetts	11/15/2021	*	33:06	2-9	.222	0-2	.000	3-3	1.000	1	1	2	3.5	2	7	2	0	0	7	8.0	
St. Francis Brooklyn	11/18/2021	*	31:52	1-7	.143	0-2	.000	2-2	1.000	0	1	1	2.7	0	3	2	0	0	4	6.7	
Cornell	11/22/2021	*	32:18	3-10	.300	1-6	.167	8-11	.727	0	4	4	3.0	2	6	3	1	1	15	8.8	
vs LSU	11/26/2021	*	45:00	5-9	.556	4-8	.500	0-0	.000	1	7	8	4.0	2	3	5	1	1	14	9.8	
vs Oregon St.	11/27/2021	*	35:37	5-13	.385	4-8	.500	0-0	.000	0	4	4	4.0	2	7	1	0	0	14	10.5	
Miami (FL)	12/01/2021	*	35:10	2-8	.250	0-3	.000	0-1	.000	2	6	8	4.6	3	4	2	0	0	4	9.6	
Ohio St.	12/05/2021	*	40:00	8-15	.533	2-7	.286	5-5	1.000	1	3	4	4.5	2	3	4	0	0	23	11.3	
Wagner	12/08/2021	*	34:37	6-11	.545	2-4	.500	2-3	.667	0	4	4	4.4	0	4	1	0	0	16	11.8	
at Michigan St.	12/11/2021	*	38:54	6-15	.400	1-5	.200	0-0	.000	0	4	4	4.4	4	5	0	0	3	13	11.9	
Indiana	01/02/2022	*	33:35	6-16	.375	3-6	.500	0-0	.000	0	1	1	4.1	2	2	4	0	1	15	12.2	
at Northwestern	01/05/2022	*	36:29	7-13	.538	1-3	.333	3-4	.750	1	5	6	4.3	4	4	1	0	1	18	12.7	
Purdue	01/08/2022	*	39:06	9-20	.450	2-7	.286	1-1	1.000	1	2	3	4.2	1	10	2	0	2	21	13.3	
Rutgers	01/11/2022	*	33:16	7-15	.467	1-5	.200	0-0	.000	0	3	3	4.1	0	1	1	0	0	15	13.4	
at Ohio St.	01/16/2022	*	40:00	4-11	.364	1-3	.333	2-4	.500	1	2	3	4.0	4	5	1	3	2	11	13.3	
at Iowa	01/22/2022	*	37:05	5-12	.417	1-6	.167	3-4	.750	0	3	3	3.9	0	3	4	0	2	14	13.3	
at Indiana	01/26/2022	*	26:30	5-11	.455	4-7	.571	0-0	.000	0	5	5	4.0	0	5	0	0	1	14	13.4	
Totals			17	608:35	84-205	.410	28-87	.322	31-40	.775	9	59	68	4.0	28	74	33	6	14	227	13.4

STAT HIGHS

	2021-22 Season	Career	Big Ten
Points	23, vs. Ohio State, 12/5/21	46, vs. Quinnipiac (30T), 2/17/19	23, vs. Ohio State, 12/5/21
Rebounds	8, 2x, last vs. Miami, 12/1/21	14, vs. Monmouth, 1/4/21	6, at Northwestern, 1/5/22
Assists	10, vs. Purdue, 1/8/22	13, 2x, vs. Quinnipiac (30T), 2/17/19	10, vs. Purdue, 1/8/22
Blocks	3, at Ohio State, 1/16/22	4, vs. Rider, 3/9/19	3, at Ohio State, 1/16/22
Steals	3, at Michigan St., 12/11/21	7, vs. Colgate, 11/24/18	3, at Michigan St., 12/11/21
Minutes	45, vs. LSU, 11/26/21	55, at Yale (30T), 11/20/19	40, 2x, last at Ohio State, 1/16/22
FG Made	9, vs. Purdue, 1/8/22	14, vs. Quinnipiac (30T), 2/17/19	9, vs. Purdue, 1/8/22
FG Attempted	20, vs. Purdue, 1/8/22	26, vs. Quinnipiac (30T), 2/17/19	20, vs. Purdue, 1/8/22
3-Point FG Made	4, 3x, last at Indiana, 1/26/22	5, 3x, last vs. Canisius, 3/4/21	4, at Indiana, 1/26/22
3-Point FG Attempted	8, 2x, last vs. Oregon State, 11/27/21	11, 2x, last at Canisius, 1/17/20	7, 3x, last at Indiana, 1/26/22
FT Made	8, vs. Cornell, 11/22/21	14, vs. Quinnipiac (30T), 2/17/19	5, vs. Ohio State, 12/5/21
FT Attempted	11, vs. Cornell, 11/22/21	17, vs. Quinnipiac (30T), 2/17/19	5, vs. Ohio State, 12/5/21

2021-22 NOTES

- Team's leading scorer, averaging 16.0 points per conference game in addition to 4.2 assists per game.
- Registered first double-double in Penn State uniform against #3 Purdue (1/8) with team-best 21 points and season-high 10 assists.
- Had a strong all-around effort in road win at Northwestern (1/5), chipping in 18 points, 6 rebounds and 4 assists.
- Tallied a team-best 15 points in win over Indiana (1/2).
- Contributed 13 points, 5 assists, 4 rebounds and 3 steals at Michigan State (12/11).
- Tied for the team lead with 16 points against Wagner (12/8)...dished 4 assists, including the 500th of his career.
- Led the way for Penn State in the Big Ten opener vs. Ohio State (12/5) with a season-best 23 points...Shot 53.3% (8-15) from the field and 100% (5-5) from the free throw line...Thirteen of his game-high 23 points came in the second half as Penn State mounted a comeback attempt.
- Had two big games at the Emerald Coast Classic, contributing 14 points and a season-high 8 rebounds against LSU (11/26) while playing all 45 minutes...followed that with a game-high 14-point, 7-assist, 4-rebound performance against Oregon State (11/27).
- Scored 11 of his 15 points in the final seven minutes of Penn State's comeback victory over Cornell (11/22)...finished 8-for-11 from the charity stripe and added 6 assists and 4 rebounds.
- Got the start and played 36 minutes in his Penn State debut, tallying 9 points, 5 rebounds and 2 assists against Youngstown State (11/10).
- Transferred to Penn State after highly-decorated and successful three seasons at Siena, which included honors as the 2019-20 MAAC Player of the Year and 2018-19 MAAC Rookie of the Year...three-time first-team All-MAAC honoree who averaged 15.0 career points and 6.1 career assists in three seasons at Siena.

23 Dallion JOHNSON

So. • Guard • 6-3 • 182 lbs.
 Haverhill, Mass./Phillips Academy
 Major: Kinesiology



CAREER STATS

SEASON	TEAM	GP-GS	MIN	AVG	Field Goals		3-Point		F-Throws		Rebounds				Scoring						
					FG-FGA	FG%	3FG-3FGA	3FG%	FT-FTA	FT%	OFF	DEF	TOT	AVG	PF	FO	A	TO	BLK	STL	PTS
2020-21	PSU	8-0	16	2.0	2-7	.286	1-6	.167	0-0	.000	1	2	3	0.4	1-0	1	0	0	0	5	0.6
2021-22	PSU	15-0	130	8.6	11-32	.344	9-22	.409	2-2	1.000	1	6	7	0.5	14-0	2	3	0	1	33	2.2
TOTAL		23-0	146	6.3	13-39	.333	10-28	.357	2-2	1.000	2	8	10	0.4	15-0	3	3	0	1	38	1.7

2021-22 GAME-BY-GAME STATS

Opponent	Date	GS	MIN	Total		3-Pointers		Free throws		Rebounds				Scoring							
				FG-FGA	PCT	3FG-3FGA	PCT	FT-FTA	PCT	OFF	DEF	TOT	AVG	PF	A	TO	BLK	STL	PTS	AVG	
Youngstown St.	11/10/2021		05:46	1-2	.500	1-2	.500	0-0	.000	0	0	0	0.0	1	0	0	0	0	3	3.0	
at Massachusetts	11/15/2021		10:59	1-4	.250	0-2	.000	0-0	.000	0	1	1	0.5	2	0	0	0	0	2	2.5	
St. Francis Brooklyn	11/18/2021		09:43	0-3	.000	0-0	.000	0-0	.000	0	1	1	0.7	1	0	0	0	0	0	1.7	
Cornell	11/22/2021		02:30	1-2	.500	1-2	.500	0-0	.000	0	0	0	0.5	1	0	0	0	0	3	2.0	
vs Oregon St.	11/27/2021		15:57	3-6	.500	3-5	.600	0-0	.000	1	2	3	1.0	2	0	0	0	0	9	3.4	
Miami (FL)	12/01/2021		05:21	0-1	.000	0-0	.000	0-0	.000	0	0	0	0.8	0	1	0	0	0	0	2.8	
Ohio St.	12/05/2021		14:53	0-0	.000	0-0	.000	0-0	.000	0	0	0	0.7	0	0	1	0	0	0	2.4	
Wagner	12/08/2021		06:15	0-1	.000	0-1	.000	0-0	.000	0	0	0	0.6	3	1	1	0	0	0	2.1	
Indiana	01/02/2022		03:51	0-0	.000	0-0	.000	0-0	.000	0	0	0	0.6	0	0	1	0	0	0	1.9	
at Northwestern	01/05/2022		04:21	1-2	.500	1-2	.500	2-2	1.000	0	0	0	0.5	0	0	0	0	0	5	2.2	
Purdue	01/08/2022		11:26	1-2	.500	1-2	.500	0-0	.000	0	1	1	0.5	0	0	0	0	0	3	2.3	
Rutgers	01/11/2022		01:16	0-0	.000	0-0	.000	0-0	.000	0	0	0	0.5	0	0	0	0	0	0	2.1	
at Ohio St.	01/16/2022		19:06	2-6	.333	1-5	.200	0-0	.000	0	0	0	0.5	3	0	0	0	0	5	2.3	
at Iowa	01/22/2022		00:18	0-0	.000	0-0	.000	0-0	.000	0	0	0	0.4	1	0	0	0	0	0	2.1	
at Indiana	01/26/2022		17:53	1-3	.333	1-1	1.000	0-0	.000	0	1	1	0.5	0	0	0	0	1	3	2.2	
Totals			0	129:35	11-32	.344	9-22	.409	2-2	1.000	1	6	7	0.5	14	2	3	0	1	33	2.2

STAT HIGHS

	2021-22 Season	Career	Big Ten
Points	9, vs. Oregon State, 11/27/21	9 vs. Oregon State, 11/27/21	5, 2x, last at Ohio State, 1/16/22
Rebounds	3, vs. Oregon State, 11/27/21	3, vs. Oregon State, 11/27/21	1, 3x, last at Indiana, 1/26/22
Assists	1, 2x, last vs. Wagner, 12/8/21	1, 3x, last vs. Wagner, 12/8/21	1, at Wisconsin, 2/2/21
Blocks	--	1, VMI, 11/28/20	--
Steals	1, at Indiana, 1/26/22	1, at Indiana, 1/26/22	1, at Indiana, 1/26/22
Minutes	19, at Ohio State, 1/16/22	19, at Ohio State, 1/16/22	19, at Ohio State, 1/16/22
FG Made	3, vs. Oregon State, 11/27/21	3, vs. Oregon State, 11/27/21	2, at Ohio State, 1/16/22
FG Attempted	6, 2x, last at Ohio State, 1/16/22	6, 2x, last at Ohio State, 1/16/22	6, 2x, last at Ohio State, 1/16/22
3-Point FG Made	3, vs. Oregon State, 11/27/21	3, vs. Oregon State, 11/27/21	1, 4x, last at Indiana, 1/26/22
3-Point FG Attempted	5, 2x, last at Ohio State, 1/16/22	5, 2x, last at Ohio State, 1/16/22	5, 2x, last at Ohio State, 1/16/22
FT Made	2, at Northwestern, 1/5/22	2, at Northwestern, 1/5/22	2, at Northwestern, 1/5/22
FT Attempted	2, at Northwestern, 1/5/22	2, at Northwestern, 1/5/22	2, at Northwestern, 1/5/22

2021-22 NOTES

- Played a career-high 19 minutes at Ohio State (1/16), finishing with five points.
- Hit a 3-pointer that sparked Penn State's rally against #3 Purdue (1/8) as the Nittany Lions erased a 13-point second-half deficit to take a one-point lead.
- Chipped in five huge points in comeback win at Northwestern (1/5), a new Big Ten career best.
- Drained a trio of three-pointers to tally a career-high 9 points against Oregon State (11/27).
- Connected on a three-pointer against Cornell (11/22).
- Saw just under 10 minutes of action against St. Francis Brooklyn and recorded a rebound (11/18).
- Played a career-high 11 minutes at UMass (11/15).
- Drained a 3-pointer in season opener vs. Youngstown State (11/10).
- Returns for sophomore season after seeing action in eight games as a freshman in 2020-21...scored five points and grabbed three rebounds in 16 minutes of action during rookie season.

33 Andy CHRISTOS

So. • Guard • 6-5 • 179 lbs.
 Madison, N.J./Madison
 Major: Business



CAREER STATS

SEASON	TEAM	GP-GS	MIN/AVG	Field Goals		3-Point		F-Throws		Rebounds				Scoring							
				FG-FGA	FG%	3FG-3FGA	3FG%	FT-FTA	FT%	OFF	DEF	TOT	AVG	PF	FOA	TO	BLK	STL	PTS	AVG	
2021-22	PSU	1-0	1/1.4	0-1	.000	0-1	.000	0-0	.000	0	0	0	0.0	0-0	0	0	0	0	0	0	0.0
TOTAL		1-0	1/1.4	0-1	.000	0-1	.000	0-0	.000	0	0	0	0.0	0-0	0	0	0	0	0	0	0.0

2021-22 GAME-BY-GAME STATS

Opponent	Date	GS	MIN	Total		3-Pointers		Free throws		Rebounds				PF				PTS	AVG		
				FG-FGA	PCT	3FG-3FGA	PCT	FT-FTA	PCT	OFF	DEF	TOT	AVG	A	TO	BLK	STL				
Wagner	12/08/2021		01:23	0-1	.000	0-1	.000	0-0	.000	0	0	0	0.0	0	0	0	0	0	0	0	0.0
Totals		0	01:23	0-1	.000	0-1	.000	0-0	.000	0	0	0	0.0	0	0	0	0	0	0	0	0.0

STAT HIGHS

	2021-22 Season	Career	Big Ten
Points	---	---	-----
Rebounds	---	---	---
Assists	---	---	---
Blocks	---	---	---
Steals	---	---	---
Minutes	1, vs. Wagner, 12/8/21	1, vs. Wagner, 12/8/21	---
FG Made	---	---	---
FG Attempted	1, vs. Wagner, 12/8/21	1, vs. Wagner, 12/8/21	---
3-Point FG Made	---	---	---
3-Point FG Attempted	1, vs. Wagner, 12/8/21	1, vs. Wagner, 12/8/21	---
FT Made	---	---	---
FT Attempted	---	---	---

2021-22 NOTES

- Saw first career action against Wagner (12/8).
- Second season as a walk-on with Penn State.

35 Ishaan JAGIASI

Jr. • Guard • 6-1 • 180 lbs.
 Wilmington, Del./Huntington Prep (W.V.)
 Major: Economics



CAREER STATS

SEASON	TEAM	GP-GS	MIN/AVG	Field Goals		3-Point		F-Throws		Rebounds				Scoring						
				FG-FGA	FG%	3FG-3FGA	3FG%	FT-FTA	FT%	OFF	DEF	TOT	AVG	PF	FO A	TO	BLK	STL	PTS	AVG
2021-22	PSU	1-0	0/0.0	0-0	.000	0-0	.000	0-0	.000	0	0	0	0.0	0-0	0	0	0	0	0	0.0
TOTAL		1-0	0/0.0	0-0	.000	0-0	.000	0-0	.000	0	0	0	0.0	0-0	0	0	0	0	0	0.0

2021-22 GAME-BY-GAME STATS

Opponent	Date	GS	MIN	Total		3-Pointers		Free throws		Rebounds				PF	A	TO	BLK	STL	PTS	AVG
				FG-FGA	PCT	3FG-3FGA	PCT	FT-FTA	PCT	OFF	DEF	TOT	AVG							
Wagner	12/08/2021		00:01	0-0	.000	0-0	.000	0-0	.000	0	0	0	0.0	0	0	0	0	0	0	0.0
Totals		0	00:01	0-0	.000	0-0	.000	0-0	.000	0	0	0	0.0	0	0	0	0	0	0	0.0

STAT HIGHS

	2021-22 Season	Career	Big Ten
Points	---	---	-----
Rebounds	---	---	---
Assists	---	---	---
Blocks	---	---	---
Steals	---	---	---
Minutes	0+, vs. Wagner, 12/8/21	0+, vs. Wagner, 12/8/21	---
FG Made	---	---	---
FG Attempted	---	---	---
3-Point FG Made	---	---	---
3-Point FG Attempted	---	---	---
FT Made	---	---	---
FT Attempted	---	---	---

2021-22 NOTES

- Saw first career action against Wagner (12/8).
- Joined team as a walk-on in fall 2021.

GAME 1: Penn State 75, Youngstown State 59
Nov. 10, 2021 - Bryce Jordan Center - University Park, Pa.

Youngstown St. 59 • 0-1,0-0 Horizon

#	Player	Total		3-Ptr		Rebounds			PF	TP	A	TO	Blk	Stl	Min
		FG-FGA	FG-FGA	FT-FTA	Off	Def	Tot								
31	Michael Akuchie	9-18	4-7	0-0	4	6	10	2	22	1	4	0	0	37	
02	Tevin Olison	1-9	0-5	0-0	1	0	1	2	2	0	1	0	0	22	
05	Dwayne Cohill	2-9	1-3	0-0	0	3	3	2	5	2	0	1	2	31	
22	Shemar Rathan-Mayes	3-5	1-1	3-6	0	3	3	3	10	0	0	0	0	27	
32	Garrett Covington	4-7	1-2	2-4	1	4	5	1	11	1	2	0	1	35	
01	Jamir Thomas	0-0	0-0	0-0	0	0	0	3	0	0	1	0	0	3	
10	Luke Chicone	0-1	0-0	0-0	0	0	0	2	0	2	0	0	1	13	
15	Myles Hunter	0-0	0-0	0-0	0	2	2	1	0	2	0	0	1	15	
24	Chris Shelton	3-7	3-6	0-0	0	0	0	1	9	0	0	0	0	17	
Team						0	1	1							
Totals		22-56	10-24	5-10	6	19	25	17	59	8	8	1	5	200	

FG % 1st Half: 11-25 44.0% 2nd half: 11-31 35.5% Game: 22-56 39.3% Deadball Rebounds: 2
3FG % 1st Half: 3-11 27.3% 2nd half: 7-13 53.8% Game: 10-24 41.7%
FT % 1st Half: 1-3 33.3% 2nd half: 4-7 57.1% Game: 5-10 50.0%

Penn State 75 • 1-0,0-0 Big Ten

#	Player	Total		3-Ptr		Rebounds			PF	TP	A	TO	Blk	Stl	Min
		FG-FGA	FG-FGA	FT-FTA	Off	Def	Tot								
01	Seth Lundy	9-15	3-5	2-2	0	6	6	3	23	2	2	0	1	32	
21	Harrar, John	7-7	0-0	2-4	4	10	14	2	16	1	1	0	0	26	
02	Myles Dread	0-3	0-3	0-0	0	4	4	1	0	2	2	0	0	31	
03	Sam Sessoms	8-16	0-2	1-3	2	3	5	4	17	8	2	0	2	33	
22	Pickett, Jalen	3-10	1-5	2-2	1	4	5	0	9	2	0	1	0	36	
11	Cornwall, Jaheam	1-4	1-3	0-0	0	1	1	0	3	0	1	0	0	22	
14	White, Jalanni	2-3	0-0	0-0	3	1	4	4	4	1	1	0	0	14	
23	Johnson, Dallion	1-2	1-2	0-0	0	0	0	1	3	0	0	0	0	6	
Team						2	2	4							
Totals		31-60	6-20	7-11	12	31	43	15	75	16	10	1	3	200	

FG % 1st Half: 13-32 40.6% 2nd half: 18-28 64.3% Game: 31-60 51.7% Deadball Rebounds: 2
3FG % 1st Half: 3-12 25.0% 2nd half: 3-8 37.5% Game: 6-20 30.0%
FT % 1st Half: 6-9 66.7% 2nd half: 1-2 50.0% Game: 7-11 63.6%

Officials: Edwin Young, Rob Riley, Kelly Pfeifer

Technical fouls: Youngstown St.-None, Penn State-None.

Attendance: 7884

2021-22 Men's Basketball. Round: 0. Penn St. vs Youngstown St. Played at Bryc

Score by periods	1st	2nd	Total
Youngstown St.	26	33	59
Penn State	35	40	75

SHREWSBERRY ERA BEGINS WITH 75-59 WIN OVER YOUNGSTOWN STATE

The Penn State men's basketball team opened its highly-anticipated 2021-22 campaign presented by Highmark Health with a 75-59 win over Youngstown State on Wednesday evening inside the Bryce Jordan Center.

The win marked the first under the leadership of Peter and Ann Tombros Endowed Head Coach Micah Shrewsberry.

Junior Seth Lundy led all players with a game-high 23 points on 9-of-15 shooting and 3-of-5 from beyond the arc. Senior Sam Sessoms added 17 points, with 14 coming in the second half, to go along with five rebounds and a game- and team-best eight assists.

Graduate student John Harrar registered his seventh career double-double with 16 points and a tied career-best 14 rebounds. Harrar was a perfect 7-for-7 from the field, making him the first Nittany Lion to shoot 100% from the field with at least 7 FGA since Mike Watkins was a perfect 8-for-8 at Iowa on March 5, 2017.

After an initial five-point advantage for the Nittany Lions less than two minutes in, the next 10 or so minutes would see a back-and-forth contest with seven lead changes. The Nittany Lions broke the trend by going on an 18-5 run in the final 10:57 of the stanza, holding the Penguins to shoot 2-of-14 from the field, to take a 35-26 lead at the break.

Penn State started the second half the way it ended the first, going on a 10-4 run with five points by Jalen Pickett in the first four minutes.

Youngstown State was able to cut the deficit back down to single digits and get within six points with 7:12 remaining before the Nittany Lions went on a 10-0 run in a three-minute span to go back up by 16 and force the Penguins to call a timeout. Down the stretch, the Penn State defense held the visitors to 2-of-12 from the field for an 16-point victory.

GAME 2: UMass 81, Penn State 56
Nov. 15, 2021 - Mullins Center - Amherst, Mass.

Penn State 56 • 1-1,0-0 Big Ten

#	Player	Total		3-Ptr		Rebounds			PF	TP	A	TO	Blk	Stl	Min
		FG-FGA	FG-FGA	FT-FTA	Off	Def	Tot								
01	Seth Lundy	4-7	2-4	4-4	0	4	4	2	14	1	2	0	0	27	
21	Harrar, John	3-8	0-0	2-4	3	9	12	4	8	0	4	0	0	24	
03	Sam Sessoms	4-8	1-1	3-4	1	2	3	3	12	0	3	0	1	22	
11	Cornwall, Jaheam	1-4	0-2	2-2	0	2	2	0	4	3	1	0	0	29	
22	Pickett, Jalen	2-9	0-2	3-3	1	1	2	2	7	7	2	0	0	34	
02	Myles Dread	1-5	1-4	0-1	1	2	3	3	3	0	1	0	0	26	
04	Caleb Dorsey	0-0	0-0	0-0	0	0	0	0	0	0	1	0	0	6	
14	White, Jalanni	3-6	0-0	0-0	3	3	6	2	6	0	0	0	1	21	
23	Johnson, Dallion	1-4	0-2	0-0	0	1	1	2	2	0	0	0	0	11	
Team						1	1	2							
Totals		19-51	4-15	14-18	10	25	35	18	56	11	15	0	2	200	

FG % 1st Half: 10-27 37.0% 2nd half: 9-24 37.5% Game: 19-51 37.3% Deadball Rebounds: 3.1
3FG % 1st Half: 2-10 20.0% 2nd half: 2-5 40.0% Game: 4-15 26.7%
FT % 1st Half: 11-13 84.6% 2nd half: 3-5 60.0% Game: 14-18 77.8%

Massachusetts 81 • 2-1,0-0 Atlantic

#	Player	Total		3-Ptr		Rebounds			PF	TP	A	TO	Blk	Stl	Min
		FG-FGA	FG-FGA	FT-FTA	Off	Def	Tot								
00	Trent Buttrick	4-12	3-8	8-9	3	6	9	1	19	6	1	2	3	37	
45	Dyondre Dominguez	2-3	1-2	0-0	1	2	3	2	5	0	1	0	0	22	
11	Noah Fernandes	5-8	0-2	3-3	0	2	2	3	13	3	2	0	2	29	
22	Rich Kelly	6-10	4-7	1-2	0	1	1	1	17	4	2	0	1	35	
23	T.J. Weeks Jr.	0-4	0-2	0-0	0	3	3	2	0	0	0	0	0	16	
03	Kolton Mitchell	0-1	0-0	0-0	1	0	1	2	0	0	0	0	0	9	
10	Greg Jones	0-1	0-0	0-0	0	0	0	3	0	0	1	0	0	6	
12	C.J. Kelly	5-9	3-5	4-6	0	3	3	2	17	1	1	0	2	31	
35	Dibaji Walker	4-6	2-3	0-3	2	2	4	2	10	0	0	0	0	15	
Team						0	3	3							
Totals		26-54	13-29	16-23	7	22	29	18	81	14	8	2	8	200	

FG % 1st Half: 14-26 53.8% 2nd half: 12-28 42.9% Game: 26-54 48.1% Deadball Rebounds: 2.1
3FG % 1st Half: 6-14 42.9% 2nd half: 7-15 46.7% Game: 13-29 44.8%
FT % 1st Half: 3-5 60.0% 2nd half: 13-18 72.2% Game: 16-23 69.6%

Officials: Donnie Eppley, Brooks Wells, Brian Dorsey

Technical fouls: Penn State-None, Massachusetts-None.

Attendance: 3022

2021-22 Men's Basketball. Round: 0. Massachusetts vs Penn St. Played at Mulli

Score by periods	1st	2nd	Total
Penn State	33	23	56
Massachusetts	37	44	81

PENN STATE FALLS TO HOT-SHOOTING UMASS TEAM ON THE ROAD

The Penn State men's basketball team fell to the UMass Minutemen, 81-56, Monday evening at the Mullins Center in the first road test of the 2021-22 campaign presented by Highmark Health.

Junior Seth Lundy led the team in scoring for the second-straight game, finishing with 14 points. Senior Sam Sessoms added 12 points while graduate student John Harrar recorded a game-high 12 boards.

After an opening 3-pointer by Seth Lundy, Penn State struggled to get shots down through the first nearly five minutes, going 2-of-8 from the field to trail 10-5 at the first media timeout.

The Nittany Lion defense then held the Minutemen to just one field goal in the next three minutes as they would go on a 7-2 run to tie the game at 12-12 at the under-12 timeout.

The final three minutes of the half would finish with an 8-0 run by UMass and then a 5-0 run by Penn State after a 30-second half to get within four, 37-33, at the break. The Nittany Lions scored 11 points from the free throw line and had 12 second-chance points thanks to seven offensive boards in the first 20 minutes.

UMass started the second half on a 20-4 run to take a double-digit lead that would remain for the rest of the game.

Penn State held a 26-14 edge in points in the paint, but the Minutemen were hot from deep, shooting 44.8 percent (13-for-29) from 3-point range and scoring 39 points off the 3-pointer.

GAME 3: Penn State 74, St. Francis (NY) 59
Nov. 18, 2021 - Bryce Jordan Center - University Park, Pa.

St. Francis Brooklyn 59 • 0-3,0-0 NEC

#	Player	Total		3-Ptr	FT-FTA	Rebounds			PF	TP	A	TO	Blk	Stl	Min
		FG-FGA	FG-FGA			Off	Def	Tot							
01	Patrick Emilien	f	7-17	0-1	2-4	3	3	6	3	16	1	3	0	2	34
12	Vuk Stevanic	f	1-2	0-1	0-0	1	0	1	2	2	1	0	0	0	10
00	Tedrick Wilcox Jr.	g	3-5	3-4	0-2	0	1	1	2	9	0	0	0	1	16
03	Rob Higgins	g	4-10	0-4	0-0	2	2	4	2	8	3	0	0	5	36
11	Michael Cabbage	g	0-6	0-1	0-0	0	4	4	0	0	2	2	0	0	23
05	Larry Moreno	g	3-4	2-3	0-0	0	0	0	4	8	1	2	0	0	20
15	Trey Quartlebaum	g	1-5	0-3	0-0	1	3	4	0	2	1	2	0	0	26
24	Baha' de Ha' dara	g	4-4	1-1	0-0	0	0	0	3	9	1	1	0	1	18
32	Jack Hemphill	g	2-8	1-4	0-0	2	3	5	4	5	1	0	2	0	17
	Team					0	1	1							
	Totals		25-61	7-22	2-6	9	17	26	20	59	11	10	2	9	200
	FG % 1st Half:	12-32	37.5%	2nd half:	13-29	44.8%	Game:	25-61	41.0%						Deadball
	3FG % 1st Half:	3-13	23.1%	2nd half:	4-9	44.4%	Game:	7-22	31.8%						Rebound:
	FT % 1st Half:	0-0	0.0%	2nd half:	2-6	33.3%	Game:	2-6	33.3%						3

Penn State 74 • 2-1,0-0 Big Ten

#	Player	Total		3-Ptr	FT-FTA	Rebounds			PF	TP	A	TO	Blk	Stl	Min
		FG-FGA	FG-FGA			Off	Def	Tot							
01	Seth Lundy	f	2-6	2-4	5-6	0	6	6	1	11	2	6	0	1	35
14	White, Jalanni	f	4-5	0-0	0-1	4	3	7	5	8	2	1	0	0	17
21	Harrar, John	f	5-6	0-0	4-7	5	8	13	2	14	1	2	0	0	30
03	Sam Sessoms	g	10-13	0-1	6-7	0	3	3	0	26	1	2	0	1	34
22	Pickett, Jalen	g	1-7	0-2	2-2	0	1	1	0	4	3	2	0	0	32
02	Myles Dread	g	2-5	2-5	0-0	0	2	2	0	6	2	0	0	3	22
04	Caleb Dorsey	g	0-0	0-0	0-0	0	1	1	1	0	0	0	0	0	4
11	Cornwall, Jaheam	g	2-4	1-3	0-0	0	1	1	0	5	0	1	0	0	17
23	Johnson, Dallion	g	0-3	0-0	0-0	0	1	1	1	0	0	0	0	0	9
	Team					0	1	1							
	Totals		26-49	5-15	17-23	9	27	36	10	74	11	15	0	5	200
	FG % 1st Half:	16-28	57.1%	2nd half:	10-21	47.6%	Game:	26-49	53.1%						Deadball
	3FG % 1st Half:	3-9	33.3%	2nd half:	2-6	33.3%	Game:	5-15	33.3%						Rebound:
	FT % 1st Half:	5-6	83.3%	2nd half:	12-17	70.6%	Game:	17-23	73.9%						3.1

Officials: Brian McNutt, Brian Dorsey, Bill Ek
Technical fouls: St. Francis Brooklyn-None, Penn State-None.
Attendance: 7769
2021-22 Men's Basketball. Round: 0, Penn St. vs St. Francis Brooklyn. Played at

Score by periods	1st	2nd	Total
St. Francis Brooklyn	27	32	59
Penn State	40	34	74

PENN STATE BOUNCES BACK WITH 74-59 WIN OVER ST. FRANCIS BROOKLYN

Twenty-six points from senior Sam Sessoms and the second double-double of the season from graduate student John Harrar helped lead the Penn State men's basketball team to a 74-59 victory over St. Francis Brooklyn Thursday evening inside the Bryce Jordan Center.

Sessoms led all players with 26 points, a personal best as a Nittany Lion for the second-year transfer. Harrar posted his second double-double of the season and eighth of his career with 14 points on 5-of-6 from the field and a game-high 13 rebounds.

Junior Seth Lundy added 11 points while senior Jalanni White made his first start as a Nittany Lion and recorded eight points off a 4-of-5 from the field with seven rebounds.

After initially trailing 6-2 to start the contest, Penn State went on a 12-5 run through the under-12 media timeout to take a 14-11 lead and never looked back.

The Nittany Lions led by nine, 24-15, midway through the first half thanks to two quick 3-pointers by Lundy prior to the under-8 media timeout.

Sam Sessoms would then score Penn State's final six points of the half, and totaled 14 in the final six minutes, to put the home team ahead by 13 at the break, 40-27.

The second half started with back-and-forth scoring as the Nittany Lions would lead by as much as 16.

Both teams would see periods of scoring droughts through the second half as Penn State outscored Saint Francis Brooklyn, 34-32, in the second stanza to maintain a double-digit lead into victory.

GAME 4: Penn State 85, Cornell 74

Nov. 22, 2021 - Bryce Jordan Center - University Park, Pa.

Cornell 74 • 4-1,0-0 Ivy Leag

#	Player	Total		3-Ptr	FT-FTA	Rebounds			PF	TP	A	TO	Blk	Stl	Min
		FG-FGA	FG-FGA			Off	Def	Tot							
12	Kobe Dickson	f	3-6	1-2	1-2	4	1	5	4	8	6	3	1	1	24
23	Jordan Jones	f	2-7	1-5	1-1	0	2	2	5	6	0	1	0	1	26
04	Greg Dolan	g	3-7	0-2	0-2	2	3	5	0	6	1	0	0	0	20
13	Sarju Patel	g	5-11	3-4	2-2	0	5	5	1	15	1	0	0	1	23
30	Chris Manon	g	5-9	0-2	2-3	1	3	4	2	12	0	2	0	2	17
02	Marcus Filien	g	0-0	0-0	0-0	0	1	1	2	0	0	0	0	0	4
05	Nazir Williams	g	3-6	2-3	6-6	0	4	4	1	14	1	2	0	0	19
15	Keller Boothby	g	1-4	1-4	2-2	0	3	3	2	5	1	0	0	1	23
20	Sean Hansen	g	1-2	0-1	0-1	1	0	1	1	2	2	1	0	0	11
21	Guy Ragland Jr.	g	0-5	0-5	0-0	1	0	1	0	0	0	0	0	0	6
24	Max Samberg	g	0-0	0-0	0-0	0	0	0	1	0	0	0	0	0	1
25	Dean Noll	g	2-6	1-2	0-0	1	2	3	2	5	1	0	0	2	18
31	Isaiah Gray	g	0-3	0-2	1-2	0	1	1	1	1	0	0	0	1	8
	Team					3	1	4							
	Totals		25-66	9-32	15-21	13	26	39	22	74	13	9	1	9	200
	FG % 1st Half:	12-32	37.5%	2nd half:	13-34	38.2%	Game:	25-66	37.9%						Deadball
	3FG % 1st Half:	6-19	31.6%	2nd half:	7-15	46.7%	Game:	9-32	28.1%						Rebound:
	FT % 1st Half:	8-9	88.9%	2nd half:	7-12	58.3%	Game:	15-21	71.4%						2

Penn State 85 • 3-1,0-0 Big Ten

#	Player	Total		3-Ptr	FT-FTA	Rebounds			PF	TP	A	TO	Blk	Stl	Min
		FG-FGA	FG-FGA			Off	Def	Tot							
01	Seth Lundy	f	9-13	5-8	0-1	2	5	7	3	23	0	4	1	1	37
21	Harrar, John	f	3-5	0-0	1-2	3	9	12	4	7	1	1	2	1	32
02	Myles Dread	g	1-6	1-6	2-2	0	2	2	2	5	4	1	0	2	34
03	Sam Sessoms	g	6-11	6-7	4-4	1	5	6	2	22	4	4	0	1	34
22	Pickett, Jalen	g	3-10	1-6	8-11	0	4	4	2	15	6	3	1	1	32
11	Cornwall, Jaheam	g	1-5	1-5	0-0	0	4	4	4	3	1	1	1	0	20
14	White, Jalanni	g	3-3	0-0	1-1	0	3	3	1	7	0	1	1	0	8
23	Johnson, Dallion	g	1-2	1-2	0-0	0	0	0	1	3	0	0	0	0	3
	Team					0	0	0							
	Totals		27-55	15-34	16-21	6	32	38	19	85	16	14	6	6	200
	FG % 1st Half:	15-31	48.4%	2nd half:	12-24	50.0%	Game:	27-55	49.1%						Deadball
	3FG % 1st Half:	8-19	42.1%	2nd half:	7-15	46.7%	Game:	15-34	44.1%						Rebound:
	FT % 1st Half:	3-5	60.0%	2nd half:	13-16	81.3%	Game:	16-21	76.2%						1

Officials: Chad Barlow, Edwin Young, Chris Beaver
Technical fouls: Cornell-None, Penn State-None.
Attendance: 7515
2021-22 Men's Basketball. Round: 0, Cornell vs Penn St. Played at Bryce Jorda

Score by periods	1st	2nd	Total
Cornell	38	36	74
Penn State	41	44	85

PENN STATE TOPS PREVIOUSLY UNDEFEATED CORNELL, 85-74

Three-point firepower and a 21-7 game-closing run in the final six minutes led the Penn State men's basketball team to a gritty 85-74 come-back victory over previously unbeaten Cornell Monday night inside the Bryce Jordan Center.

Penn State trailed 67-64 with six minutes to play before a trey from senior Jalen Pickett was followed by three more Nittany Lion three-pointers, two from senior Sam Sessoms and one from senior Myles Dread, to comprise a 12-4 streak that turned Penn State's three-point deficit into a five-point lead at the 3:38 mark. The Nittany Lions' free-throw shooting and defense took it from there, as Penn State shot 9-for-10 from the charity stripe in the final three minutes and held the Big Red to a 1-for-8 clip from the field en route to the 85-74 victory.

Sessoms and junior Seth Lundy accounted for 11 of the Nittany Lions' 15 3-pointers, as Sessoms went 6-7 and Lundy went 5-8 from beyond the arc, respectively.

Lundy finished with a game-high 23 points, his second 20-plus point performance of the season and sixth of his career. He added a season-high seven rebounds plus a block and a steal. Sessoms added 22, all from either beyond the arc or the charity stripe, for his second-straight game with at least 20 points, plus six rebounds, four assists and a steal to stuff the stat sheet.

Senior transfer Jalen Pickett was the third Nittany Lion in double digits with a season-high 15 points, plus six assists, four rebounds, a block and a steal.

Graduate student John Harrar had a game-high 12 rebounds to now record double-digit boards in each game this season.

GAME 5: LSU 68, Penn State 63 (OT)

Nov. 26, 2021 - Raider Arena - Niceville, Fla.

Emerald Coast Classic

Penn State 63 • 3-2,0-0 Big Ten

#	Player	Total			3-Ptr			Rebounds			PF	TP	A	TO	Blk	Stl	Min
		FG-FGA	FG-FGA	FT-FTA	FG-FGA	FG-FGA	FT-FTA	Off	Def	Tot							
01	Seth Lundy	f	3-16	1-11	1-1	1	3	4	3	8	1	2	0	0	0	37	
21	Harrar, John	f	3-4	0-0	1-3	3	4	7	4	7	2	2	1	0	34		
02	Myles Dread	g	4-10	3-9	0-0	0	2	2	5	11	2	0	0	1	38		
03	Sam Sessoms	g	6-11	1-5	0-0	3	7	10	1	13	5	5	1	0	43		
22	Pickett, Jalen	g	5-9	4-8	0-0	1	7	8	2	14	3	5	1	1	45		
11	Cornwall, Jaheam	g	3-5	3-5	0-0	0	1	1	1	9	1	1	0	0	20		
14	White, Jalanni	g	0-1	0-0	1-2	0	3	3	1	1	0	0	0	0	8		
Team						0	0	0									
Totals			24-56	12-38	3-6	8	27	35	17	63	14	16	3	2	225		

FG % 1st Half:	10-27	37.0%	2nd half:	12-23	52.2%	OT:	2-6	33.3%	Game:	24-56	42.9%	Deadball	
3FG % 1st Half:	6-20	30.0%	2nd half:	5-14	35.7%	OT:	1-4	25.0%	Game:	12-38	31.6%	Rebound	1.5
FT % 1st Half:	3-4	75.0%	2nd half:	0-1	0.0%	OT:	0-1	0.0%	Game:	3-6	50.0%		

LSU 68 • 6-0,0-0 SEC

#	Player	Total			3-Ptr			Rebounds			PF	TP	A	TO	Blk	Stl	Min
		FG-FGA	FG-FGA	FT-FTA	FG-FGA	FG-FGA	FT-FTA	Off	Def	Tot							
04	Darius Days	f	4-14	0-4	0-0	2	4	6	4	8	1	0	1	1	38		
05	Mwani Wilkinson	f	1-2	0-1	0-0	2	1	3	1	2	0	0	0	1	21		
15	Efton Reid	c	4-8	0-1	0-0	2	1	3	3	8	0	0	0	1	22		
00	Brandon Murray	g	3-8	0-2	0-0	2	3	5	0	6	0	0	0	0	38		
01	Xavier Pinson	g	4-13	2-7	5-6	1	2	3	2	15	3	1	0	0	33		
02	Eric Gaines	g	3-6	0-1	1-3	1	3	4	1	7	3	2	1	1	30		
03	Alex Fudge	g	1-4	0-2	0-0	1	6	7	0	2	0	1	0	0	15		
13	Tari Eason	g	4-14	2-6	10-12	4	5	9	3	20	1	2	0	2	28		
Team						2	0	2									
Totals			24-69	4-24	16-21	17	25	42	14	68	8	7	2	6	225		

FG % 1st Half:	11-39	28.2%	2nd half:	12-26	46.2%	OT:	1-4	25.0%	Game:	24-69	34.8%	Deadball	
3FG % 1st Half:	2-14	14.3%	2nd half:	2-8	25.0%	OT:	0-2	0.0%	Game:	4-24	16.7%	Rebound	
FT % 1st Half:	2-3	66.7%	2nd half:	6-8	75.0%	OT:	8-10	80.0%	Game:	16-21	76.2%		1.1

Officials: John Gaffney,Doug Shows,Roger Ayers
 Technical fouls: Penn State-None. LSU-None.
 Attendance: 2146
 2021-22 Men's Basketball. Round: 0. LSU vs Penn St.. Played at Raider Arena.

Score by periods	1st	2nd	OT	Total
Penn State	29	29	5	63
LSU	26	32	10	68

PENN STATE FALLS TO LSU IN OVERTIME THRILLER

The Penn State men's basketball team took the undefeated LSU Tigers to overtime following a last-second game-tying layup by junior Seth Lundy, but the Nittany Lions ultimately fell in extra time, 68-63, in the opening game of the 2021 Emerald Coast Classic.

The back-and-forth defensive battle saw seven lead changes, five ties, and neither team lead by more than five points in regulation.

Senior guard Jalen Pickett led the Nittany Lions in scoring with 14 points, including four 3-pointers, for his second-straight game in double digits. He also added a season-high eight rebounds, three assists, a block and a steal to his stat line.

Senior Sam Sessoms recorded a double-double on 13 points and 10 rebounds, his first double-double as a Nittany Lion and the fourth of his career. All of Sessoms' points came in the second half plus the overtime period. He also added a game-high five assists plus a block. Senior Myles Dread had 11 points of his own with three 3-pointers for a season high.

The Penn State defense held LSU almost 20 points below its season-scoring average of 85.4 points. The defense also held the Tigers to just a 34.8 percent (24-69) clip from the field and 16.7 percent from beyond the arc (4-24), far below their respective season averages of 50.0 and 38.4.

GAME 6: Penn State 60, Oregon State 45

Nov. 27, 2021 - Raider Arena - Niceville, Fla.

Emerald Coast Classic

Penn State 60 • 4-2,0-0 Big Ten

#	Player	Total			3-Ptr			Rebounds			PF	TP	A	TO	Blk	Stl	Min
		FG-FGA	FG-FGA	FT-FTA	FG-FGA	FG-FGA	FT-FTA	Off	Def	Tot							
01	Seth Lundy	f	4-11	1-6	4-6	0	7	7	1	13	0	0	0	0	30		
21	Harrar, John	f	3-4	0-0	0-0	2	4	6	0	6	0	0	0	1	20		
02	Myles Dread	g	4-8	4-7	0-0	1	1	2	1	12	1	1	0	2	31		
03	Sam Sessoms	g	1-5	0-1	0-0	1	3	4	3	2	4	3	0	0	29		
22	Pickett, Jalen	g	5-13	4-8	0-0	0	4	4	2	14	7	1	0	0	36		
11	Cornwall, Jaheam	g	0-2	0-2	0-0	0	2	2	1	0	1	0	0	0	18		
14	White, Jalanni	g	2-5	0-1	0-0	2	5	7	2	4	1	0	0	0	20		
23	Johnson, Dallion	g	3-6	3-5	0-0	1	2	3	2	9	0	0	0	0	16		
Team						0	0	0									
Totals			22-54	12-30	4-6	7	28	35	12	60	14	7	0	3	200		

FG % 1st Half:	11-27	40.7%	2nd half:	11-27	40.7%	Game:	22-54	40.7%	Deadball	
3FG % 1st Half:	6-15	40.0%	2nd half:	6-15	40.0%	Game:	12-30	40.0%	Rebound	3
FT % 1st Half:	1-2	50.0%	2nd half:	3-4	75.0%	Game:	4-6	66.7%		

Oregon St. 45 • 1-6,0-0 Pac-12

#	Player	Total			3-Ptr			Rebounds			PF	TP	A	TO	Blk	Stl	Min
		FG-FGA	FG-FGA	FT-FTA	FG-FGA	FG-FGA	FT-FTA	Off	Def	Tot							
10	Warith Alatishe	f	1-8	0-1	0-0	2	6	8	1	2	0	0	1	0	21		
34	Rodrigue Andela	f	0-5	0-0	0-0	0	3	3	1	0	0	1	0	0	12		
02	Jarod Lucas	g	4-12	2-7	1-2	0	1	1	0	11	0	0	0	1	27		
03	Dexter Akanno	g	1-3	1-1	0-0	0	0	0	1	3	0	0	0	0	15		
13	Dashawn Davis	g	1-4	0-1	0-0	2	3	5	0	2	1	1	0	0	27		
00	Gianni Hunt	g	1-4	0-3	2-2	0	1	1	2	4	0	1	0	1	22		
01	Maurice Calloo	g	0-1	0-1	0-0	0	0	0	1	0	0	0	0	0	7		
04	Tre' Williams	g	4-6	0-1	0-0	0	5	5	0	8	0	0	0	0	22		
05	Xzavier Malone-Key	g	1-2	0-0	0-0	0	1	0	0	2	1	1	0	0	5		
12	Roman Silva	g	2-3	0-0	0-0	1	1	2	1	4	1	0	0	0	13		
24	Isaiah Johnson	g	0-0	0-0	0-0	0	1	1	0	0	0	0	0	0	11		
35	Glenn Taylor Jr.	g	0-2	0-1	6-6	1	0	1	1	6	0	0	0	0	12		
44	Ahmad Rand	g	1-1	1-1	0-0	0	2	2	0	3	0	1	1	0	6		
Team						0	0	0									
Totals			16-51	4-17	9-10	6	23	29	8	45	3	5	2	2	200		

FG % 1st Half:	7-28	25.0%	2nd half:	9-23	39.1%	Game:	16-51	31.4%	Deadball	
3FG % 1st Half:	2-7	28.6%	2nd half:	2-10	20.0%	Game:	4-17	23.5%	Rebound	
FT % 1st Half:	1-2	50.0%	2nd half:	8-8	100.0%	Game:	9-10	90.0%		2.1

Officials: Pat Adams,Doug Shows,Roger Ayers
 Technical fouls: Penn State-None. Oregon St.-Warith Alatishe.
 Attendance: 1350
 2021-22 Men's Basketball. Round: 0. Oregon St. vs Penn St.. Played at Raider A

Score by periods	1st	2nd	Total
Penn State	29	31	60
Oregon St.	17	28	45

STRONG DEFENSE LEADS PENN STATE TO 60-45 WIN OVER OREGON STATE

The Penn State men's basketball team closed out Thanksgiving week with a strong defensive performance in a 60-45 win over Oregon State in the final game of the 2021 Emerald Coast Classic Saturday afternoon at Raider Arena.

The Penn State defensive effort was impressive as the Nittany Lions held the Beavers to a 31.4 percent (16-51) clip from the field and 23.5 percent (4-17) mark from 3-point range. The Nittany Lions kept Oregon State to 45 points, marking the first time Penn State held an opponent to 45 or less points since Jan. 17, 2018 when Penn State kept Rutgers to 43 points.

Senior guard Jalen Pickett led the Nittany Lions in scoring for the second consecutive game with a game-high 14 points. Pickett also added four rebounds and tied his season best with seven assists.

Junior Seth Lundy and senior Myles Dread also contributed double-digit points with a respective 13 and 12. Dread hit four shots from beyond the arc, a season best, while Lundy pulled down seven boards on the defensive end.

The Penn State defense held Oregon State to just 17 points on 7-28 shooting (25.0 percent) in the first half, the fewest points allowed in a half this season.

Penn State allowed Oregon State to score 45 total points, the lowest for an opponent since allowing 43 against Rutgers in the 2017-18 season (1/27/18).

The Nittany Lions turned the ball over just seven times, a season low.

GAME 7: Miami 63, Penn State 58

Dec. 1, 2021 - Bryce Jordan Center - University Park, Pa.
BIG/ACC Challenge

Miami (FL) 63 • 5-3,0-0 ACC

#	Player	Total			3-Ptr			Rebounds			PF	TP	A	TO	Blk	Stl	Min
		FG-FGA	FG-FGA	FT-FTA	FG-FGA	FG-FGA	FT-FTA	Off	Def	Tot							
21	Sam Waardenburg	5-11	4-8	0-0	0	4	4	2	14	3	1	0	0	0	33		
02	Isaiah Wong	4-12	0-4	4-4	1	4	5	1	12	1	3	1	2	34			
03	Charlie Moore	5-10	2-4	0-0	0	2	2	3	12	4	0	0	1	29			
11	Jordan Miller	2-2	1-1	0-0	1	4	5	3	5	1	0	0	1	29			
23	Kameron McGusty	5-10	2-4	0-1	0	2	2	2	12	3	1	0	1	26			
01	Anthony Walker	2-4	0-1	0-0	1	0	1	1	4	0	1	0	0	11			
04	Bensley Joseph	0-1	0-0	0-0	0	2	2	0	0	1	0	0	1	11			
14	Rodney Miller Jr.	0-2	0-0	0-0	0	2	2	0	0	0	0	0	0	7			
55	Wooga Poplar	2-6	0-3	0-0	1	2	3	1	4	0	2	0	0	20			
	Team				1	0	1										
Totals		25-58	9-25	4-5	5	22	27	15	63	13	8	1	6	200			
FG % 1st Half:		11-32	34.4%	2nd half:	14-26	53.8%	Game:	25-58	43.1%	Deadball Rebound: 0							
3FG % 1st Half:		4-11	36.4%	2nd half:	5-14	35.7%	Game:	9-25	36.0%								
FT % 1st Half:		3-3	100.0%	2nd half:	1-2	50.0%	Game:	4-5	80.0%								

Penn State 58 • 4-3,0-0 Big Ten

#	Player	Total			3-Ptr			Rebounds			PF	TP	A	TO	Blk	Stl	Min
		FG-FGA	FG-FGA	FT-FTA	FG-FGA	FG-FGA	FT-FTA	Off	Def	Tot							
01	Seth Lundy	6-14	2-9	0-0	2	6	8	2	14	0	2	1	0	37			
21	Harrar, John	6-6	0-0	4-5	3	9	12	3	16	1	3	0	1	27			
02	Myles Dread	3-9	3-8	0-0	1	3	4	0	9	2	3	0	2	33			
03	Sam Sessoms	4-12	0-2	0-0	1	2	3	0	8	3	2	0	1	33			
22	Pickett, Jalen	2-8	0-3	0-1	2	6	8	3	4	4	2	0	0	35			
11	Cornwall, Jaheam	1-2	1-2	2-3	0	1	1	2	5	0	0	0	0	17			
14	White, Jalanni	1-1	0-0	0-0	0	2	2	2	2	0	1	1	0	13			
23	Johnson, Dallion	0-1	0-0	0-0	0	0	0	0	0	1	0	0	0	5			
	Team				0	0	0			1							
Totals		23-53	6-24	6-9	9	29	38	12	58	11	14	2	4	200			
FG % 1st Half:		10-26	38.5%	2nd half:	13-27	48.1%	Game:	23-53	43.4%	Deadball Rebound: 2							
3FG % 1st Half:		2-12	16.7%	2nd half:	4-12	33.3%	Game:	6-24	25.0%								
FT % 1st Half:		1-2	50.0%	2nd half:	5-7	71.4%	Game:	6-9	66.7%								

Officials: Rob Kueneman, Donnie Eppley, Kelly Pfeifer
Technical fouls: Miami (FL)-None. Penn State-None.
Attendance: 8221
2021-22 Men's Basketball. Round: 0. Miami (FL) vs Penn St. Played at Bryce Jo

Score by periods	1st	2nd	Total
Miami (FL)	29	34	63
Penn State	23	35	58

NITTANY LIONS FALL TO MIAMI IN TIGHT BIG TEN/ACC CHALLENGE MATCHUP

The Penn State men's basketball team fell to the Miami Hurricanes in a tight 63-58 matchup in the 2021 Big Ten/ACC Challenge Wednesday evening inside the Bryce Jordan Center.

The annual Big Ten/ACC Challenge game saw 11 lead changes and six tie scores, with no lead larger than eight by the Hurricanes. Both teams shot 43 percent from the field after shooting under 39 percent in the first half.

Graduate student John Harrar led all players on the floor with 16 points and 12 rebounds for his third double-double of the season and ninth in his career.

Junior Seth Lundy added 14 points, a season-high eight rebounds and a block, while senior Myles Dread had nine points, all from beyond the arc.

Penn State dominated the glass, outrebounding Miami, 38-27. The Nittany Lions have outrebounded their opponents in five of seven games this season and have grabbed at least 35 rebounds in every game.

The Nittany Lion defense also controlled the paint, keeping the Hurricanes to 20 points in the paint, well under their season average of 32.6. Penn State also held Miami 10 points below its season-scoring average of 73.3.

Harrar shot a perfect 6-of-6 from the floor to tie his season high of 16 points, previously set in the season opener against Youngstown State (11/10/21).

GAME 8: Ohio State 76, Penn State 64

Dec. 5, 2021 - Bryce Jordan Center - University Park, Pa.

Ohio St. 76 • 6-2,1-0 Big Ten

#	Player	Total			3-Ptr			Rebounds			PF	TP	A	TO	Blk	Stl	Min
		FG-FGA	FG-FGA	FT-FTA	FG-FGA	FG-FGA	FT-FTA	Off	Def	Tot							
10	Justin Ahrens	3-8	3-8	0-0	0	4	4	2	9	1	1	0	1	30			
23	Zed Key	2-4	0-0	0-0	1	2	3	3	4	1	2	1	0	20			
32	E.J. Liddell	4-9	0-2	6-8	2	3	5	4	14	1	4	1	3	31			
22	Malaki Branham	5-9	1-3	0-0	0	1	1	1	11	2	1	0	0	27			
55	Jamari Wheeler	4-10	1-6	0-0	1	4	5	1	9	8	1	0	3	37			
00	Meechie Johnson Jr.	3-5	2-2	0-0	0	1	1	3	8	2	2	0	1	15			
02	Cedric Russell	1-3	1-2	0-0	0	0	0	1	3	0	0	0	0	10			
25	Kyle Young	4-4	4-4	4-4	1	6	7	2	16	1	1	1	0	23			
50	Joey Brunk	1-1	0-0	0-0	0	0	0	0	2	1	0	0	0	7			
	Team				0	2	2			1							
Totals		27-53	12-27	10-12	5	23	28	17	76	17	13	3	8	200			
FG % 1st Half:		15-27	55.6%	2nd half:	12-26	46.2%	Game:	27-53	50.9%	Deadball Rebound: 0							
3FG % 1st Half:		7-16	43.8%	2nd half:	5-11	45.5%	Game:	12-27	44.4%								
FT % 1st Half:		4-5	80.0%	2nd half:	6-7	85.7%	Game:	10-12	83.3%								

Penn St. 64 • 4-4,0-1 Big Ten

#	Player	Total			3-Ptr			Rebounds			PF	TP	A	TO	Blk	Stl	Min
		FG-FGA	FG-FGA	FT-FTA	FG-FGA	FG-FGA	FT-FTA	Off	Def	Tot							
01	Seth Lundy	5-12	1-3	2-2	1	4	5	2	13	0	4	1	2	25			
21	John Harrar	6-9	0-0	0-2	3	9	12	3	12	1	1	0	1	26			
03	Sam Sessoms	2-7	1-2	0-0	0	3	3	2	5	4	3	0	0	28			
11	Jaheam Cornwall	1-5	0-2	4-4	0	0	0	0	6	3	0	0	2	32			
22	Jalen Pickett	8-15	2-7	5-5	1	3	4	2	23	3	4	0	0	40			
02	Myles Dread	1-3	1-3	0-0	2	2	2	4	3	1	2	0	1	21			
14	Jalanni White	0-0	0-0	2-2	1	1	2	3	2	0	0	0	0	13			
23	Dallion Johnson	0-0	0-0	0-0	0	0	0	0	0	0	1	0	0	15			
	Team				0	1	1										
Totals		23-51	5-17	13-15	6	23	29	16	64	12	15	1	6	200			
FG % 1st Half:		12-27	44.4%	2nd half:	11-24	45.8%	Game:	23-51	45.1%	Deadball Rebound: 1							
3FG % 1st Half:		4-9	44.4%	2nd half:	1-8	12.5%	Game:	5-17	29.4%								
FT % 1st Half:		2-2	100.0%	2nd half:	11-13	84.6%	Game:	13-15	86.7%								

Officials: Brandon Cruz, D.J. Carstensen, Larry Sciroto
Technical fouls: Ohio St.-None. Penn St.-None.
Attendance: 9128
2021-22 Men's Basketball. Round: 0. Ohio St. vs Penn St. Played at Bryce Jord

Score by periods	1st	2nd	Total
Ohio St.	41	35	76
Penn St.	30	34	64

COMEBACK BID FALLS SHORT AGAINST OHIO STATE

The Penn State men's basketball team trimmed an 18-point second-half deficit down to six points in the final minutes, but wasn't able to complete the comeback attempt in a 76-64 loss to RV/RV Ohio State Sunday night in the Big Ten opener at the Bryce Jordan Center.

Senior transfer Jalen Pickett led the Nittany Lions with a season-high 23 points, 13 of which came in the second half. Graduate student John Harrar tallied his fourth double-double of the season with 12 points and 12 rebounds. Ten of Harrar's points and 11 of his rebounds came in the second half. Junior Seth Lundy followed with 13 points, 11 of which came in the first half.

Ohio State scored the game's first five points, but Penn State answered right back with a 12-0 spurt thanks to nine points from Lundy and a Pickett 3-pointer that gave the Nittany Lions an early 12-5 lead less than four minutes into the game.

The Buckeyes got hot from downtown over the next seven minutes, shooting 6-for-9 from deep to pull ahead 27-19 with 9:57 left on the first-half clock. Ohio State didn't make a 3-pointer for the remainder of the opening term, but Penn State wasn't able to find an offensive rhythm as the Buckeyes took a 41-30 lead into halftime.

The Buckeyes spent the first 3:31 of the second half on an 11-4 run to stretch their advantage to 52-34. The Nittany Lions strung together a 9-3 streak starting at the 14:50 mark that pulled Penn State back within 12 at 57-45 with 12:22 to play.

Penn State then used seven points from Pickett and a 5-for-5 effort from the charity stripe to pull all the way back within six at 67-61 with 2:39 to play.

The Buckeyes answered with a three-pointer before an and-one from Pickett put the score at 70-64 with 50 seconds to play, but Ohio State scored the game's final six points to thwart Penn State's comeback bid and walk away with the 76-64 win.

GAME 9: Penn State 74, Wagner 54
Dec. 8, 2021 - Bryce Jordan Center - University Park, Pa.

Wagner 54 • 3-2,0-0 NEC

#	Player	Total		3-Ptr		Rebounds		PF	TP	A	TO	Blk	Stl	Min
		FG-FGA	FT-FTA	FG-FGA	FT-FTA	Off	Def							
32	Raekwon Rogers	3-6	0-0	0-0	1	4	5	3	6	0	3	1	0	18
01	Javier Ezquerria	1-1	0-0	0-0	0	0	0	0	2	1	2	0	1	12
02	Alex Morales	5-9	0-1	1-2	0	1	1	4	11	5	2	0	1	26
04	Elijah Ford	3-6	0-2	1-2	0	3	3	3	5	0	1	0	3	24
12	Zaire Williams	2-7	0-2	0-0	2	1	3	0	6	3	0	0	1	24
00	Nigel Jackson	1-8	1-8	0-0	0	0	0	1	3	0	0	0	1	18
03	Delonnie Hunt	1-4	1-1	0-0	1	2	3	2	3	0	1	0	0	23
11	Will Martinez	3-8	0-0	2-2	1	3	4	2	8	5	3	0	2	24
13	Ashton Miller	3-4	0-0	0-0	0	2	2	1	6	0	1	0	0	13
22	Ja'Mier Fletcher	1-1	0-0	0-0	0	0	0	2	2	0	0	0	0	9
24	Rob Taylor II	1-2	0-0	0-0	2	1	3	2	2	0	1	0	1	9
	Team				1	2	3							
	Totals	24-56	2-14	4-6	8	19	27	20	54	14	15	1	10	200

FG % 1st Half:	11-27	40.7%	2nd half:	13-29	44.8%	Game:	24-56	42.9%	Deadball	
3FG % 1st Half:	2-8	25.0%	2nd half:	0-6	0.0%	Game:	2-14	14.3%	Rebounds:	3
FT % 1st Half:	3-4	75.0%	2nd half:	1-2	50.0%	Game:	4-6	66.7%		

Penn St. 74 • 5-4,0-1 Big Ten

#	Player	Total		3-Ptr		Rebounds		PF	TP	A	TO	Blk	Stl	Min
		FG-FGA	FT-FTA	FG-FGA	FT-FTA	Off	Def							
01	Seth Lundy	2-9	1-7	5-5	3	3	6	2	10	3	2	0	3	21
21	John Harrar	3-5	0-0	6-8	2	5	7	0	12	2	4	0	1	21
02	Myles Dread	3-5	3-4	0-1	0	2	2	3	9	1	0	0	1	23
11	Jaheam Cornwall	0-4	0-4	0-0	0	1	1	0	0	2	3	0	0	21
22	Jalen Pickett	6-11	2-4	2-3	0	4	4	0	16	4	1	0	0	35
00	Kaylen Oweh	0-0	0-0	0-0	0	0	0	0	0	0	0	0	0	0+
03	Sam Sessoms	6-8	3-4	1-2	0	3	3	2	16	5	4	0	2	30
04	Caleb Dorsey	1-2	1-2	0-0	0	1	1	0	3	0	0	0	0	7
14	Jalanni White	3-4	0-1	2-2	3	2	5	2	8	0	1	1	2	25
15	Dan Conlan	0-0	0-0	0-0	0	0	0	0	0	0	0	0	0	0+
23	Dallion Johnson	0-1	0-1	0-0	0	0	0	0	3	0	1	0	0	6
33	Andy Christos	0-1	0-1	0-0	0	0	0	0	0	0	0	0	0	1
35	Ishaan Jagiasi	0-0	0-0	0-0	0	0	0	0	0	0	0	0	0	0+
	Team				2	2	4							
	Totals	24-50	10-28	16-21	10	23	33	12	74	18	17	1	9	200

FG % 1st Half:	10-24	41.7%	2nd half:	14-26	53.8%	Game:	24-50	48.0%	Deadball	
3FG % 1st Half:	5-16	31.3%	2nd half:	5-12	41.7%	Game:	10-28	35.7%	Rebounds:	2
FT % 1st Half:	7-8	87.5%	2nd half:	9-13	69.2%	Game:	16-21	76.2%		

Officials: Bill Ek, Lewis Garrison, Chris Beaver
 Technical fouls: Wagner-None, Penn St.-None.
 Attendance: 7499
 2021-22 Men's Basketball. Round: 0. Penn St. vs Wagner. Played at Bryce Jordan

Score by periods	1st	2nd	Total
Wagner	27	27	54
Penn St.	32	42	74

PENN STATE USES SECOND-HALF SURGE TO SOAR PAST SEAHAWKS, 74-54

The Penn State men's basketball team used a 22-4 run over a 6:27 span in the second half to pull away for a dominant 74-54 win over Wagner Wednesday night inside the Bryce Jordan Center.

The Nittany Lion defense shined once again, holding Wagner 15 points under its season scoring average and forcing 15 Seahawk turnovers. The Penn State offense fired on all cylinders in the second half and the Nittany Lions finished the game with a season-high 18 assists. Six Penn State players finished with eight or more points, led by seniors Jalen Pickett and Sam Sessoms with 16 apiece.

A slow offensive start for both sides had the game in an 8-8 tie before Sessoms drilled back-to-back 3-pointers to give the Nittany Lions a 14-8 edge with 11:41 left on the first-half clock. Penn State was ahead 21-14 following a pair of Harrar free throws and a Pickett trey at 7:38, but the Seahawks used a 7-0 run to knot the score at 21-all just over two minutes later. A pair of White free throws broke a 23-23 tie and sparked a 9-4 Penn State run that included a key 3-pointer from Dread as the Nittany Lions took a 32-27 lead into halftime.

Pickett scored six of Penn State's first eight points in the second half as the Nittany Lions worked their lead to 40-33 just over four minutes into the term. After the Seahawks trimmed the lead to five, a Sessoms 3-pointer at the 14:41 mark then sparked the game-changing 22-4 run. Penn State was 8-for-10 from the field and 4-for-4 from 3-point range during the streak that saw baskets from six different Nittany Lions. The 22-4 run gave Penn State a 62-39 lead with 8:37 left to play and the Seahawks wouldn't get closer than 17 the rest of the way as Penn State picked up the dominant 20-point win.

GAME 10: #19 Michigan St. 80, Penn State 64
Dec. 11, 2021 - Breslin Center - East Lansing, Mich.

Penn State 64 • 5-5,0-2 Big Ten

#	Player	Total		3-Ptr		Rebounds		PF	TP	A	TO	Blk	Stl	Min
		FG-FGA	FT-FTA	FG-FGA	FT-FTA	Off	Def							
01	Seth Lundy	7-15	3-5	1-2	1	6	7	0	18	1	2	0	0	35
21	Harrar, John	6-9	0-0	4-5	3	8	11	0	16	3	2	0	1	26
02	Myles Dread	0-2	0-2	0-0	0	0	0	1	0	2	0	0	1	28
11	Cornwall, Jaheam	0-4	0-3	0-0	0	0	0	3	0	1	1	1	1	21
22	Pickett, Jalen	6-15	1-5	0-0	0	4	4	4	13	5	0	0	3	39
03	Sam Sessoms	6-12	0-3	0-0	0	4	4	4	12	1	2	0	0	26
05	Greg Lee	2-6	1-2	0-0	2	0	2	0	5	1	0	1	0	15
14	White, Jalanni	0-0	0-0	0-0	0	0	0	3	0	0	0	0	0	10
	Team				0	0	0							
	Totals	27-63	5-20	5-7	6	22	28	15	64	14	7	2	6	200

FG % 1st Half:	13-30	43.3%	2nd half:	14-33	42.4%	Game:	27-63	42.9%	Deadball	
3FG % 1st Half:	0-7	0.0%	2nd half:	5-13	38.5%	Game:	5-20	25.0%	Rebounds:	2
FT % 1st Half:	3-4	75.0%	2nd half:	2-3	66.7%	Game:	5-7	71.4%		

Michigan St. 80 • 9-2,2-0 Big Ten

#	Player	Total		3-Ptr		Rebounds		PF	TP	A	TO	Blk	Stl	Min
		FG-FGA	FT-FTA	FG-FGA	FT-FTA	Off	Def							
10	Joey Hauser	3-6	0-2	1-2	0	3	3	1	7	3	1	1	0	22
30	Marcus Bingham Jr.	4-5	1-1	3-3	2	11	13	1	12	2	2	3	0	22
44	Gabe Brown	5-12	4-7	1-2	1	4	5	0	15	1	0	0	0	29
02	Tyson Walker	5-9	0-2	0-1	0	1	1	1	10	9	1	0	3	23
05	Max Christie	2-7	1-5	2-2	0	2	2	0	7	0	1	0	0	25
01	Pierre Brooks	0-0	0-0	0-1	0	0	0	0	0	0	0	0	0	3
03	Jaden Akins	2-3	1-1	0-0	1	3	4	1	5	2	1	1	1	21
11	A.J. Hoggard	3-7	1-2	0-0	0	1	1	1	7	2	2	1	0	16
13	Steven Izzo	0-0	0-0	0-0	0	0	0	0	0	0	0	0	0	1
14	Davis Smith	0-0	0-0	0-0	0	0	0	0	0	0	0	0	0	1
20	Michael Peterson	0-0	0-0	0-0	0	0	0	0	0	0	0	0	0	1
22	Mady Sissoko	2-2	0-0	0-0	0	0	0	1	4	0	0	1	0	6
26	Malik Hall	3-5	1-1	2-2	3	3	6	0	9	1	2	0	0	23
34	Julius Marble	2-3	0-0	0-0	1	0	1	2	4	0	1	0	0	7
	Team				2	2	4							
	Totals	31-59	9-21	9-13	10	30	40	8	80	21	11	7	4	200

FG % 1st Half:	17-32	53.1%	2nd half:	14-27	51.9%	Game:	31-59	52.5%	Deadball	
3FG % 1st Half:	4-12	33.3%	2nd half:	5-9	55.6%	Game:	9-21	42.9%	Rebounds:	0
FT % 1st Half:	4-5	80.0%	2nd half:	5-8	62.5%	Game:	9-13	69.2%		

Officials: Brooks Wells, Paul Szeic, Courtney Green
 Technical fouls: Penn State-None, Michigan St.-None.
 Attendance: 14797
 2021-22 Men's Basketball. Round: 0. Michigan St. vs Penn St. Played at Breslin

Score by periods	1st	2nd	Total
Penn State	29	35	64
Michigan St.	42	38	80

PENN STATE DROPS TOUGH ROAD GAME AT #19 MICHIGAN STATE

The Penn State men's basketball team started out strong before it found itself in a hole it could never get out of in a tough 80-64 defeat at #19/20 Michigan State Saturday afternoon.

Junior Seth Lundy scored a game-high 18 points and added seven rebounds to lead four Nittany Lions in double figures. Graduate student John Harrar recorded his fifth double-double of the young season with 16 points and 11 rebounds. Senior Jalen Pickett added 13 points and five assists, while senior Sam Sessoms chipped in 12 points and four rebounds.

A back-and-forth start to the game saw Penn State make 11 of its first 22 shots as eight points from both Pickett and Lundy and seven from Harrar helped make it a two-point game at 27-25 with just over six minutes left in the opening term. Penn State went cold in the final six minutes, and the Spartans closed the half on a 15-4 streak to take a 42-29 lead into the locker room.

A Harrar dunk opened the second half, but the Spartans scored the next nine to take their largest lead yet at 51-32.

After starting the game 0-for-10 from deep, Penn State made two 3-pointers to help fuel 14-7 streak that pulled the Nittany Lions back within 12 at 58-46 with 13:27 left to play. The Spartans answered with back-to-back threes and Penn State responded once again, finding itself back within 12 at 69-57 with 5:39 left on the clock. The Nittany Lions wouldn't get closer, however, as the 19th-ranked Spartans finished out the victory.

GAME 11: Penn State 61, Indiana 58
Jan. 2, 2022 - Bryce Jordan Center - University Park, Pa.

Indiana 58 • 10-3,1-2 Big Ten

#	Player	Total		3-Ptr		Rebounds			PF	TP	A	TO	Blk	Stl	Min
		FG-FGA	FT-FTA	FG-FGA	FT-FTA	Off	Def	Tot							
12	Miller Kopp	2-5	1-2	0-0	0	1	1	2	5	1	0	0	1	28	
23	Tracey Jackson-Davis	8-18	0-1	4-6	0	5	5	1	20	3	1	2	1	34	
25	Race Thompson	4-7	1-3	0-0	6	4	10	0	9	1	0	1	1	30	
00	Xavier Johnson	3-9	1-3	2-4	1	2	3	2	9	4	1	0	2	27	
45	Parker Stewart	1-4	0-2	0-0	0	1	1	4	2	2	1	0	0	32	
01	Rob Phinisee	3-8	1-3	2-2	1	2	3	3	9	2	1	0	1	24	
02	Michael Durr	0-0	0-0	0-0	1	1	2	0	0	0	0	0	0	5	
03	Anthony Leal	0-1	0-1	0-0	0	0	0	0	0	0	0	0	0	5	
22	Jordan Geronimo	2-3	0-1	0-0	0	3	3	0	4	0	0	0	0	9	
53	Tamar Bates	0-3	0-1	0-0	0	0	0	1	0	0	2	0	0	6	
Team						0		1							
Totals		23-58	4-17	8-12	9	20	29	13	58	13	6	3	6	200	
FG % 1st Half: 11-30		36.7%	2nd half: 12-28		42.9%	Game: 23-58		39.7%					Deadball Rebound: 2		
3FG % 1st Half: 2-9		22.2%	2nd half: 2-8		25.0%	Game: 4-17		23.5%							
FT % 1st Half: 2-2		100.0%	2nd half: 6-10		60.0%	Game: 8-12		66.7%							

Penn State 61 • 6-5,1-2 Big Ten

#	Player	Total		3-Ptr		Rebounds			PF	TP	A	TO	Blk	Stl	Min
		FG-FGA	FT-FTA	FG-FGA	FT-FTA	Off	Def	Tot							
01	Seth Lundy	2-10	2-5	2-2	1	9	10	1	8	1	1	1	2	32	
05	Greg Lee	3-5	0-2	0-0	2	2	4	4	6	0	1	0	0	16	
01	Harrar, John	3-6	0-0	0-0	4	8	12	1	6	1	1	0	0	29	
11	Cornwall, Jaheam	0-1	0-1	4-4	0	0	0	0	4	0	2	0	0	14	
22	Pickett, Jalen	6-16	3-6	0-0	0	1	1	2	15	2	4	0	1	34	
02	Myles Dread	4-5	4-5	0-0	2	2	4	3	12	1	0	0	0	22	
03	Sam Sessoms	3-8	2-3	2-4	1	2	3	1	10	1	1	0	2	28	
14	White, Jalanni	0-0	0-0	0-0	1	2	3	2	0	1	0	0	1	21	
23	Johnson, Dallion	0-0	0-0	0-0	0	0	0	0	0	0	1	0	0	4	
Team		0		2		2									
Totals		21-51	11-22	8-10	11	28	39	14	61	7	13	1	6	200	
FG % 1st Half: 10-24		41.7%	2nd half: 11-27		40.7%	Game: 21-51		41.2%					Deadball Rebound: 1		
3FG % 1st Half: 5-11		45.5%	2nd half: 6-11		54.5%	Game: 11-22		50.0%							
FT % 1st Half: 2-2		100.0%	2nd half: 6-8		75.0%	Game: 8-10		80.0%							

Officials: Brandon Cruz, Courtney Green, D.J. Carstensen
 Technical fouls: Indiana-None, Penn State-None.
 Attendance: 8844
 2021-22 Men's Basketball, Round: 0, Indiana vs Penn St., Played at Bryce Jorda

Score by periods	1st	2nd	Total
Indiana	26	32	58
Penn State	27	34	61

GAME 12: Penn State 74, Northwestern 70
Jan. 5, 2022 - Welsh-Ryan Arena - Evanston, Ill.

Penn State 74 • 7-5,2-2 Big Ten

#	Player	Total		3-Ptr		Rebounds			PF	TP	A	TO	Blk	Stl	Min
		FG-FGA	FT-FTA	FG-FGA	FT-FTA	Off	Def	Tot							
01	Seth Lundy	8-13	5-9	2-2	1	1	2	0	23	2	1	1	0	31	
05	Greg Lee	3-8	1-4	1-2	2	5	7	2	8	2	3	1	0	28	
21	Harrar, John	4-6	0-0	1-2	2	6	8	2	9	1	3	0	0	29	
11	Cornwall, Jaheam	0-4	0-4	0-0	0	0	0	1	0	0	0	0	0	13	
22	Pickett, Jalen	7-13	1-3	3-4	1	5	6	4	18	4	1	0	1	37	
02	Myles Dread	1-2	1-2	1-2	0	3	3	2	4	2	1	0	1	16	
03	Sam Sessoms	1-6	0-2	4-4	0	3	3	1	6	4	2	0	1	23	
14	White, Jalanni	0-1	0-1	1-2	3	4	7	2	1	0	1	1	1	19	
23	Johnson, Dallion	1-2	1-2	2-2	0	0	0	0	5	0	1	0	0	4	
Team						1		3							
Totals		25-55	9-27	15-20	10	30	40	14	74	15	12	3	4	200	
FG % 1st Half: 12-30		40.0%	2nd half: 13-25		52.0%	Game: 25-55		45.5%					Deadball Rebound: 4		
3FG % 1st Half: 4-16		25.0%	2nd half: 5-11		45.5%	Game: 9-27		33.3%							
FT % 1st Half: 1-2		50.0%	2nd half: 14-18		77.8%	Game: 15-20		75.0%							

Northwestern 70 • 8-4,1-2 Big Ten

#	Player	Total		3-Ptr		Rebounds			PF	TP	A	TO	Blk	Stl	Min
		FG-FGA	FT-FTA	FG-FGA	FT-FTA	Off	Def	Tot							
22	Pete Nance	5-12	3-5	2-3	0	2	2	2	15	3	0	1	1	30	
31	Robbie Beran	4-6	2-3	1-1	0	3	3	3	11	0	0	1	1	22	
00	Boo Buie	8-14	5-8	1-2	1	1	2	1	22	8	3	0	0	33	
01	Chase Audige	3-9	0-2	0-0	1	6	7	3	6	3	1	0	2	29	
03	Ty Berry	3-6	2-4	1-1	1	2	3	5	9	1	2	0	0	28	
02	Ryan Greer	0-3	0-2	0-0	0	1	1	0	0	2	0	0	0	12	
13	Brooks Barnhizer	0-1	0-0	0-0	0	0	0	0	0	1	0	0	0	4	
14	Casey Simmons	0-2	0-1	0-0	1	0	1	0	0	0	1	0	0	14	
15	Ryan Young	1-4	0-0	1-2	1	4	5	2	3	1	1	0	0	19	
21	Elyjah Williams	2-4	0-1	0-0	1	1	2	2	4	1	0	0	0	9	
Team						1		2							
Totals		26-61	12-26	6-9	7	21	28	18	70	20	8	2	4	200	
FG % 1st Half: 12-31		38.7%	2nd half: 14-30		46.7%	Game: 26-61		42.6%					Deadball Rebound: 1		
3FG % 1st Half: 7-15		46.7%	2nd half: 5-11		45.5%	Game: 12-26		46.2%							
FT % 1st Half: 3-4		75.0%	2nd half: 3-5		60.0%	Game: 6-9		66.7%							

Officials: Brooks Wells, Kelly Preiffer, Bo Boroski
 Technical fouls: Penn State-None, Northwestern-None.
 Attendance: 2764
 2021-22 Men's Basketball, Round: 0, Northwestern vs Penn St., Played at Welsh-

Score by periods	1st	2nd	Total
Penn State	29	45	74
Northwestern	34	36	70

PENN STATE ERASES DOUBLE-DIGIT DEFICIT TO RALLY FOR ROAD WIN AT NORTHWESTERN

Junior Seth Lundy hit two of his five 3-pointers in the final 2:25 of the game to help the Penn State men's basketball team rally back from a 10-point second-half deficit and pick up a 74-70 road victory at Northwestern Wednesday evening inside Welsh-Ryan Arena.

Northwestern led by as much as 10 at 55-45 with 9:37 to play. The Nittany Lion offense came to life in the final 9:14 as Penn State shot 9-for-13 from the field, 4-for-6 from 3-point range and 7-for-8 from the FT line in the final nine-plus minutes. Lundy scored 12 of his points during that stretch including the go-ahead 3-pointer with 36 seconds left that turned a 63-63 tie into a 66-63 Penn State lead.

Lundy finished with a game-high 23 points. Senior Jalen Pickett added 18 points for his fifth-straight game in double figures while adding six rebounds, four assists and a steal to his stat line.

The Penn State defense dominated the boards for the second consecutive contest, out-rebounding Northwestern 40-28. Graduate student John Harrar grabbed a game-high eight rebounds while senior big men Greg Lee and Jalanni White each had seven.

After a relatively even first half, the home team started to heat up leading up to the first media timeout of the second half with three-straight field goals plus an and-one free throw make to take their largest lead of the game at that point, 45-36. Penn State made three-straight buckets on a 8-2 run over a two-minute span with 7:35 remaining to get back within four, 57-53, after trailing by as much as 10. That run would increase to a 12-2 run as the Nittany Lions tied the game at 57 for the first tie of the game with just under six minutes left in regulation. Lundy then took over to close out the comeback for Penn State, scoring 10 of his 23 points in the final 2:25 as the Nittany Lions went on to outscore the Wildcats 26-13 in the final eight and a half minutes for the 74-70 come-from-behind victory.

NITTANY LIONS WIN 61-58 NAILBITER OVER INDIANA

It came down to the wire, but the Penn State men's basketball team rode a strong defensive effort to a 61-58 win over the Indiana Hoosiers Sunday afternoon inside the Bryce Jordan Center as the Nittany Lions returned from a 22-day layoff to earn their first Big Ten victory of the season.

In a nailbiter that saw eight tie scores and nine lead changes, Penn State led by as much as 10 points midway through the second half before Indiana clawed back to make it a traditional close game between the two teams. The last 11 contents between Penn State and Indiana have been decided by an average of just 4.9 points.

Senior Jalen Pickett led the Nittany Lions with 15 points while classmates Myles Dread and Sam Sessoms also contributed double-digits off the bench with 12 and 10, respectively. Dread was 4-for-5 from three-point range.

Penn State dominated the glass, out-rebounding Indiana 39-29, led by a game-high 12 rebounds by graduate student and big man John Harrar.

Penn State held Indiana nearly 20 points below its season scoring average of 77.2. The Nittany Lions have held six of their last eight opponents at least 10 points under their season scoring average.

The Nittany Lions controlled a 39-29 rebound advantage. Indiana entered the game averaging 41.6 boards per contest.

Penn State shot a season-best 50.0 percentage (11-for-22) from 3-point range. Dread led the Nittany Lions in that effort, finishing 4-for-5 (80 percent) from deep.

GAME 13: #3 Purdue 74, Penn State 67

Jan. 8, 2022 - Bryce Jordan Center - University Park, Pa.

Official Basketball Box Score -- Game Totals -- Final Statistics
Purdue vs Penn State
01/08/22 12:00 pm at PA

Purdue 74 • 13-2,2-2 Big Ten

#	Player	Total			Rebounds			PF	TP	A	TO	Blk	Stl	Min
		FG-FGA	3-Ptr	FT-FTA	Off	Def	Tot							
00	Mason Gillis	4-5	3-4	3-3	1	1	2	2	14	1	1	0	1	25
15	Zach Edey	3-4	0-0	0-0	1	5	6	4	6	1	2	0	0	9
11	Isaiah Thompson	1-4	1-4	0-0	1	0	1	0	3	0	0	0	0	25
23	Jaden Ivey	5-15	2-6	0-2	1	6	7	0	12	1	1	1	2	37
55	Sasha Stefanovic	5-12	3-8	0-0	0	3	3	2	13	6	1	0	0	39
02	Eric Hunter Jr.	0-1	0-0	0-0	0	0	0	1	0	2	1	0	1	15
03	Caleb Furst	1-2	0-0	0-0	0	1	1	1	2	0	0	0	0	12
25	Ethan Morton	0-3	0-2	3-4	0	0	0	0	3	1	0	0	2	17
50	Trevion Williams	9-12	0-0	3-4	6	3	9	4	21	2	2	1	0	21
Team					0	1	1							
Totals		28-58	9-24	9-13	10	20	30	14	74	14	8	2	6	200

FG % 1st Half: 13-30 43.3% 2nd half: 15-28 53.6% Game: 28-58 48.3% Deadball Rebound: 2
3FG % 1st Half: 4-11 36.4% 2nd half: 5-13 38.5% Game: 9-24 37.5%
FT % 1st Half: 5-7 71.4% 2nd half: 4-6 66.7% Game: 9-13 69.2%

Penn State 67 • 7-6,2-3 Big Ten

#	Player	Total			Rebounds			PF	TP	A	TO	Blk	Stl	Min
		FG-FGA	3-Ptr	FT-FTA	Off	Def	Tot							
01	Seth Lundy	3-10	2-7	2-2	2	4	6	3	10	1	3	2	1	32
05	Greg Lee	1-10	1-2	0-1	2	3	5	1	11	0	0	0	1	30
11	Harrar, John	3-4	0-0	4-7	3	5	8	2	10	1	1	0	1	27
21	Cornwall, Jaheam	0-1	0-0	0-0	0	2	2	1	0	0	1	0	0	10
22	Pickett, Jalen	9-20	2-7	1-1	1	2	3	1	21	10	2	0	2	39
02	Myles Dread	1-2	1-2	0-0	0	0	0	1	3	1	0	0	1	25
03	Sam Sessoms	0-2	0-1	0-0	0	0	0	1	0	0	2	0	0	7
14	White, Jalanni	4-4	1-1	0-0	0	3	3	3	9	1	0	2	0	19
23	Johnson, Dallion	1-2	1-2	0-0	0	1	1	0	3	0	0	0	0	11
Team					1	1	2							
Totals		26-55	8-22	7-11	9	21	30	13	67	14	11	4	6	200

FG % 1st Half: 12-28 42.9% 2nd half: 14-27 51.9% Game: 26-55 47.3% Deadball Rebound: 4.1
3FG % 1st Half: 1-5 20.0% 2nd half: 7-17 41.2% Game: 8-22 36.4%
FT % 1st Half: 5-7 71.4% 2nd half: 2-4 50.0% Game: 7-11 63.6%

Officials: Steve McJunkins, Terry Oglesby, Rob Riley
Technical fouls: Purdue-None, Penn State-None.
Attendance: 10464
2021-22 Men's Basketball. Round: 0. Purdue vs Penn St. Played at Bryce Jordan

Score by periods	1st	2nd	Total
Purdue	35	39	74
Penn State	30	37	67

PENN STATE COMES UP JUST SHORT IN COMEBACK EFFORT AGAINST NO. 3 PURDUE

Trailing by as much as 13 with just over 12 minutes to play in the second half, the Penn State men's basketball team chipped away at the double-digit deficit and hit eight-straight field goals to take a one-point lead with 3:42 remaining before the visiting third-ranked Purdue Boilermakers closed the game on a 10-2 run for a 74-67 victory Saturday afternoon inside the Bryce Jordan Center.

Four Nittany Lions scored in double figures, led by senior guard Jalen Pickett's 21 points, his second 20-point performance of the season. Pickett also added a season-best 10 assists for his first double-double in a Penn State uniform and eighth in his career after totaling seven in three seasons with Siena.

Senior Greg Lee recorded a season-best 11 points for his first double-figure game as a Nittany Lion while junior Seth Lundy and graduate student John Harrar each added 10. Harrar led the Nittany Lions with eight rebounds. Senior Jalanni White registered a season-best nine points on 4-4 from the field including a big score from beyond the arc to get Penn State within two in its comeback bid.

Purdue held a 13-point lead at 51-38 with 12:03 to play. A Dallion Johnson 3-pointer then sparked a 27-12 Penn State run over the next 8:21 as the Nittany Lions erased a 10-plus point deficit for the second game in a row to come back and take a 65-64 lead with 3:42 left on the clock. Penn State shot 10-for-12 from the field and 7-for-8 from deep during the stretch.

The third-ranked Boilermakers made the final stand, however, as Purdue closed the game on a 10-2 run to escape Happy Valley with a 74-67 win.

GAME 14: Penn State 66, Rutgers 49

Jan. 11, 2022 - Bryce Jordan Center - University Park, Pa.

Official Basketball Box Score -- Game Totals -- Final Statistics
Rutgers vs Penn State
01/11/22 6:30 pm at PA

Rutgers 49 • 9-6,3-2 Big Ten

#	Player	Total			Rebounds			PF	TP	A	TO	Blk	Stl	Min
		FG-FGA	3-Ptr	FT-FTA	Off	Def	Tot							
11	Clifford Omoruyi	6-9	0-0	0-0	4	8	12	1	12	0	4	2	1	33
00	Geo Baker	3-12	1-8	0-0	0	1	1	2	7	1	0	0	1	34
04	Paul Mulcahy	2-6	1-1	1-2	0	2	2	1	6	4	2	0	0	33
22	Caleb McConnell	2-6	0-0	2-2	3	3	6	4	6	2	4	0	2	27
24	Ron Harper Jr.	2-9	2-4	1-2	1	4	5	2	7	2	3	0	1	36
01	Oskar Palmquist	1-3	1-2	0-2	0	0	0	1	3	0	0	0	0	12
02	Jalen Miller	1-1	0-0	0-0	1	0	1	3	2	0	0	1	0	7
05	Aundre Hyatt	1-7	0-4	2-4	2	1	3	0	4	1	0	0	1	12
21	Dean Reiber	1-3	0-0	0-0	0	1	1	1	2	0	1	0	0	6
Team					0	2	2							
Totals		19-56	5-19	6-12	11	22	33	15	49	10	15	3	6	200

FG % 1st Half: 8-26 30.8% 2nd half: 11-30 36.7% Game: 19-56 33.9% Deadball Rebound: 4
3FG % 1st Half: 2-7 28.6% 2nd half: 3-12 25.0% Game: 5-19 26.3%
FT % 1st Half: 1-4 25.0% 2nd half: 5-8 62.5% Game: 6-12 50.0%

Penn State 66 • 8-6,3-3 Big Ten

#	Player	Total			Rebounds			PF	TP	A	TO	Blk	Stl	Min
		FG-FGA	3-Ptr	FT-FTA	Off	Def	Tot							
01	Seth Lundy	3-11	2-8	2-2	1	3	4	3	10	0	3	1	3	34
05	Greg Lee	2-6	0-0	0-0	2	10	12	2	4	1	1	0	0	26
21	Harrar, John	6-8	0-0	4-4	4	2	6	3	16	0	0	0	0	30
02	Myles Dread	0-4	0-1	2-2	1	4	5	3	2	0	3	0	2	27
22	Pickett, Jalen	7-15	1-5	0-0	0	3	3	0	15	1	1	0	0	33
03	Sam Sessoms	7-10	3-3	0-0	1	2	3	1	17	6	2	0	0	29
13	Scott, Jevonnie	1-2	0-0	0-2	0	1	1	1	2	0	1	0	0	5
14	White, Jalanni	0-4	0-1	0-0	3	2	5	1	0	2	1	1	1	15
23	Johnson, Dallion	0-0	0-0	0-0	0	0	0	0	0	0	0	0	0	1
Team					1	1	2							
Totals		26-60	6-18	8-10	13	28	41	14	66	10	13	2	6	200

FG % 1st Half: 12-31 38.7% 2nd half: 14-29 48.3% Game: 26-60 43.3% Deadball Rebound: 1
3FG % 1st Half: 3-10 30.0% 2nd half: 3-8 37.5% Game: 6-18 33.3%
FT % 1st Half: 0-2 0.0% 2nd half: 8-8 100.0% Game: 8-10 80.0%

Officials: Lewis Garrison, Chris Beaver, Donnie Eppley
Technical fouls: Rutgers-None, Penn State-None.
Attendance: 9063
2021-22 Men's Basketball. Round: 0. Penn St. vs Rutgers. Played at Bryce Jordan

Score by periods	1st	2nd	Total
Rutgers	19	30	49
Penn State	27	39	66

DOMINANT DEFENSE LEADS PENN STATE PAST RUTGERS, 66-49

A dominant defensive effort helped the Penn State men's basketball team scorch red-hot Rutgers Tuesday night inside the Bryce Jordan Center as the Nittany Lions earned a wire-to-wire 66-49 victory over the Scarlet Knights for Penn State's third win in the last four games.

The Nittany Lions snapped Rutgers' four-game winning streak as the Penn State defense held the visitors 21 points below their season scoring average of 70.4 ppg.

Four Nittany Lions scored in double figures, led 17 points from senior Sam Sessoms who also scored the 1,500th point of his career in the process. Sessoms shot a blistering 70 percent (7-for-10) from the field and a perfect 3-for-3 from beyond the arc, while also adding six assists and three rebounds.

Graduate student John Harrar contributed 16 points on 6-of-8 shooting, while senior Jalen Pickett recorded 15 points for his seventh-straight contest in double figures. Junior Seth Lundy rounded out the scoring with 10 points, four rebounds, one block and a game-high three steals.

The 49 total points for Rutgers also marks the first time Penn State has held a Big Ten opponent under 50 points in regulation since holding Indiana to 49 during the 2019-20 season (1/29/20).

Junior Seth Lundy was tasked with guarding Rutgers' leading scorer Ron Harper Jr., and Lundy and the Nittany Lion defense held Harper Jr. to just seven points - well below his season average of 16.3 ppg.

Senior Sam Sessoms reached the 1,500 career-point mark with a 3-pointer in the first half.

GAME 15: #16 Ohio State 61, Penn State 56

Jan. 16, 2022 - Value City Arena - Columbus, Ohio

Official Basketball Box Score -- Game Totals -- Final Statistics

Penn State vs Ohio St.

01/16/22 12:00 pm at Columbus, OH

Penn State 56 • 8-7,3-4 Big Ten

#	Player	Total			Rebounds			PF	TP	A	TO	Blk	Stl	Min	
		FG-FGA	3-Ptr	FT-FTA	Off	Def	Tot								
05	Greg Lee	f	4-9	1-5	0-0	2	6	8	2	9	1	2	0	1	32
21	Harrar, John	f	1-3	0-0	5-8	2	6	8	3	7	0	1	0	1	30
02	Myles Dread	g	1-4	1-3	0-0	0	0	0	5	3	1	0	0	0	28
03	Sam Sessoms	g	6-12	2-4	1-2	0	4	4	2	15	1	3	0	0	34
22	Pickett, Jalen	g	4-11	1-3	2-4	1	2	3	4	11	5	1	3	2	40
13	Scott, Jevonnie		2-2	0-0	0-0	0	2	2	1	4	0	0	1	0	7
14	White, Jalanni		1-6	0-2	0-0	0	2	2	5	2	0	0	0	1	10
23	Johnson, Dallion		2-6	1-5	0-0	0	0	0	3	5	0	0	0	0	19
Team						2	1	3				3			
Totals			21-53	6-22	8-14	7	23	30	25	56	8	10	4	5	200
FG % 1st Half:		8-27	29.6%	2nd half:		13-26	50.0%	Game:		21-53	39.6%	Deadball Rebound: 3			
3FG % 1st Half:		2-11	18.2%	2nd half:		4-11	36.4%	Game:		6-22	27.3%				
FT % 1st Half:		4-8	50.0%	2nd half:		4-6	66.7%	Game:		8-14	57.1%				

Ohio St. 61 • 11-4,5-2 Big Ten

#	Player	Total			Rebounds			PF	TP	A	TO	Blk	Stl	Min	
		FG-FGA	3-Ptr	FT-FTA	Off	Def	Tot								
10	Justin Ahrens	f	1-4	1-4	0-0	1	6	7	2	3	0	1	0	0	28
23	Zed Key	f	4-11	0-0	2-2	3	1	4	4	10	1	2	2	0	21
32	E.J. Liddell	f	6-11	1-2	6-12	1	7	8	0	19	3	2	2	0	33
22	Malaki Branham	g	1-7	1-2	5-8	1	3	4	0	8	2	0	0	1	33
55	Jamari Wheeler	g	2-3	0-1	5-6	1	3	4	3	9	1	2	1	2	34
01	Jimmy Sotos		0-0	0-0	0-0	0	0	0	1	0	0	0	0	0	1
02	Cedric Russell		0-1	0-0	0-0	0	0	0	0	0	0	0	0	0	7
03	Eugene Brown III		2-4	0-2	2-2	0	0	0	2	6	0	0	0	0	18
25	Kyle Young		0-2	0-1	4-6	1	6	7	1	4	2	2	0	2	23
50	Joey Brunk		1-1	0-0	0-0	0	0	0	0	2	0	0	0	0	2
Team						1	2	3				2			
Totals			17-44	3-12	24-36	9	28	37	13	61	9	9	5	5	200
FG % 1st Half:		9-27	33.3%	2nd half:		8-17	47.1%	Game:		17-44	38.6%	Deadball Rebound: 7			
3FG % 1st Half:		2-9	22.2%	2nd half:		1-3	33.3%	Game:		3-12	25.0%				
FT % 1st Half:		7-9	77.8%	2nd half:		17-27	63.0%	Game:		24-36	66.7%				

Officials: Brian McNutt, Eric Curry, DJ Carstensen

Technical fouls: Penn State-None, Ohio St-None.

Attendance: 13655

2021-22 Men's Basketball. Round: 0. Ohio St. vs Penn St.. Played at Value City

Score by periods	1st	2nd	Total
Penn State	22	34	56
Ohio St.	27	34	61

PENN STATE FALLS IN CLOSE DEFENSIVE BATTLE AT NO. 16 OHIO STATE

The Penn State men's basketball team hung in there on the road at No. 16 Ohio State, but ultimately fell to the ranked Buckeyes, 61-56, Sunday afternoon at Value City Arena.

The Nittany Lion defense held Ohio State below its season scoring average of 75.6 as the Buckeyes shot just 39 percent, 17-of-44, from the field and 3-of-12 from beyond the arc in the contest.

Senior Sam Sessoms led Penn State in scoring with 15 points while senior Jalen Pickett added 11 with a game-high five assists. Big men Greg Lee and John Harrar each pulled down eight boards and finished with nine and seven points, respectively. Penn State was playing without its leading scorer Seth Lundy, who was unavailable for Sunday's game at Ohio State.

Penn State continuously answered every Ohio State run and the Nittany Lions still hung within four in the final 10 seconds of the game, but the Buckeyes closed it out from the charity stripe for the 61-56 victory.

Penn State's defense held Ohio State 14 points below its season scoring average of 75.6. It marks the ninth time in the last 12 games the Nittany Lions have held an opponent at least 10 points below their season scoring average.

The Nittany Lions' 3-point defense allowed just three made Buckeye baskets from beyond the arc. Ohio State entered the game averaging 8.9 threes per game.

GAME 16: Iowa 68, Penn State 51

Jan. 22, 2022 - Carver-Hawkeye Arena - Iowa City, Iowa

Official Basketball Box Score -- Game Totals -- Final Statistics

Penn State vs Iowa

01/22/22 3:30 pm at Iowa City, IA

Penn State 51 • 8-8,3-5 Big Ten

#	Player	Total			Rebounds			PF	TP	A	TO	Blk	Stl	Min	
		FG-FGA	3-Ptr	FT-FTA	Off	Def	Tot								
01	Seth Lundy	f	3-11	2-7	0-0	0	5	5	2	8	0	1	1	0	29
05	Greg Lee	f	1-5	0-0	4-4	2	6	8	4	6	1	4	0	1	26
21	Harrar, John	f	0-4	0-0	0-0	3	2	5	2	0	1	0	0	0	23
03	Sam Sessoms	g	2-6	1-3	1-2	0	1	1	2	6	4	2	0	0	29
22	Pickett, Jalen	g	5-12	1-6	3-4	0	3	3	0	14	3	4	0	2	37
02	Myles Dread		3-6	3-6	0-0	1	1	2	1	9	0	0	0	1	23
11	Cornwall, Jaheam		2-5	0-2	1-1	0	0	0	0	5	0	0	0	0	12
13	Scott, Jevonnie		1-2	0-1	1-2	1	2	3	3	3	1	2	0	0	12
14	White, Jalanni		0-0	0-0	0-0	1	1	1	3	0	0	1	0	0	9
23	Johnson, Dallion		0-0	0-0	0-0	0	0	0	1	0	0	0	0	0	0+
Team						4	2	6				3			
Totals			17-51	7-25	10-13	11	23	34	18	51	10	17	1	4	200
FG % 1st Half:		9-26	34.6%	2nd half:		8-25	32.0%	Game:		17-51	33.3%	Deadball Rebound: 0			
3FG % 1st Half:		4-13	30.8%	2nd half:		3-12	25.0%	Game:		7-25	28.0%				
FT % 1st Half:		3-3	100.0%	2nd half:		7-10	70.0%	Game:		10-13	76.9%				

Iowa 68 • 14-5,4-4 Big Ten

#	Player	Total			Rebounds			PF	TP	A	TO	Blk	Stl	Min	
		FG-FGA	3-Ptr	FT-FTA	Off	Def	Tot								
00	Filip Rebraca	f	4-5	0-0	0-0	0	5	5	2	8	0	1	0	0	20
15	Keegan Murray	f	4-12	1-7	6-8	2	6	8	1	15	2	1	3	1	40
22	Patrick McCaffery	f	4-9	3-6	0-0	0	2	2	1	11	4	0	2	2	28
02	Joe Toussaint	g	1-4	0-2	2-2	1	2	3	2	4	4	2	0	3	23
03	Jordan Bohannon	g	3-8	3-7	2-2	0	2	2	1	11	0	1	0	1	33
04	Ahron Ulis		1-1	0-0	0-0	0	0	0	0	2	0	1	0	0	6
11	Tony Perkins		2-7	0-3	0-0	3	1	4	3	4	0	0	0	0	14
24	Kris Murray		3-5	3-5	4-6	2	2	4	2	13	2	1	0	2	20
30	Connor McCaffery		0-3	0-2	0-0	1	2	3	1	0	3	1	0	0	16
Team						2	4	6				2			
Totals			22-54	10-32	14-18	11	26	37	13	68	15	10	5	9	200
FG % 1st Half:		12-27	44.4%	2nd half:		10-27	37.0%	Game:		22-54	40.7%	Deadball Rebound: 2			
3FG % 1st Half:		5-15	33.3%	2nd half:		5-17	29.4%	Game:		10-32	31.3%				
FT % 1st Half:		1-2	50.0%	2nd half:		13-16	81.3%	Game:		14-18	77.8%				

Officials: Rob Kueneman, D.J. Carstensen, Rob Riley

Technical fouls: Penn State-None, Iowa-None.

Attendance: 15056

2021-22 Men's Basketball. Round: 0. Iowa vs Penn St.. Played at Carver-Hawkeye

Score by periods	1st	2nd	Total
Penn State	25	26	51
Iowa	30	38	68

PENN STATE DROPS ROAD GAME AT IOWA, 68-51

After a close first half, Iowa pulled away late in the second to come out on top of the Penn State men's basketball team 68-51 Saturday afternoon at Carver-Hawkeye Arena as the Nittany Lions played their second of three-straight road games.

After a close first half in which the Nittany Lions dominated the boards with a plus-12 rebound margin, the Hawkeyes came out of the locker room and turned the rebound margin in their favor to control the second half and come out with the victory.

Senior Jalen Pickett led Penn State with 14 points and added three rebounds, three assists and two steals to his stat line. Senior Myles Dread had nine points behind a trio of 3-pointers. Senior Greg Lee had a team-high eight rebounds and added six points.

Penn State's defense held Iowa's high-scoring offense to 68 points, 15 points below its season-scoring average of 83.9. Penn State has now held 10 of its last 13 opponents at least 10 points below their season scoring average.

The defense held the Hawkeyes' leading scorer and the nation's second-leading scorer, Keegan Murray to 15 points, well below his season average of 23.3 points per game.

Senior Jalen Pickett recorded his ninth-straight game with double-digits, finishing with a team-high 14 points.

The Nittany Lions held a 22-10 edge in rebounds in the first half, including an 8-1 advantage on the offensive glass. Iowa flipped the script in the second half, controlling the boards 27-12 with a 10-3 edge on the offensive glass.

GAME 17: Indiana 74, Penn State 57

Jan. 26, 2022 - Assembly Hall - Bloomington, Ind.

Official Basketball Box Score -- Game Totals -- Final Statistics
Penn State vs Indiana
01/26/22 8:30 pm at Bloomington, IN

Penn State 57 • 8-9,3-6 Big Ten

#	Player	Total			Rebounds			PF	TP	A	TO	Blk	Stl	Min
		FG-FGA	3-Ptr	FT-FTA	Off	Def	Tot							
01	Seth Lundy	2-8	1-3	0-0	2	0	2	2	5	0	4	0	1	29
05	Greg Lee	1-7	0-3	3-4	2	4	6	4	5	0	0	0	0	20
21	Harrar, John	4-6	0-0	5-5	8	1	9	3	13	0	4	0	0	27
11	Cornwall, Jaheam	0-4	0-2	0-0	0	3	3	1	0	0	2	0	0	16
22	Pickett, Jalen	5-11	4-7	0-0	0	5	5	0	14	5	0	0	1	26
02	Myles Dread	3-10	3-9	0-0	1	0	1	2	9	1	0	0	1	29
03	Sam Sessoms	3-8	0-1	0-0	0	2	2	1	6	4	1	0	1	27
13	Scott, Jevonnie	0-1	0-0	0-0	0	1	1	2	0	0	0	0	0	3
14	White, Jalanni	1-2	0-0	0-0	0	1	1	1	2	0	1	0	0	5
23	Johnson, Dallion	1-3	1-1	0-0	0	1	1	0	3	0	0	0	1	18
Team					4	1	5							
Totals		20-60	9-26	8-9	17	19	36	16	57	10	14	0	5	200

FG % 1st Half:	5-30	16.7%	2nd half:	15-30	50.0%	Game:	20-60	33.3%	Deadball
3FG % 1st Half:	1-10	10.0%	2nd half:	8-16	50.0%	Game:	9-26	34.6%	Rebound:
FT % 1st Half:	6-7	85.7%	2nd half:	2-2	100.0%	Game:	8-9	88.9%	2

Indiana 74 • 15-5,6-4 Big Ten

#	Player	Total			Rebounds			PF	TP	A	TO	Blk	Stl	Min
		FG-FGA	3-Ptr	FT-FTA	Off	Def	Tot							
12	Miller Kopp	2-6	1-2	0-1	0	0	0	0	5	1	1	0	1	22
23	Trayce Jackson-Davis	5-8	0-0	5-6	2	4	6	2	15	4	0	4	1	33
25	Race Thompson	6-10	2-2	4-4	3	3	6	3	18	0	1	1	1	23
00	Xavier Johnson	7-12	3-3	2-2	0	4	4	2	19	6	3	1	1	32
45	Parker Stewart	1-4	1-3	0-0	0	2	2	2	3	2	0	0	0	26
01	Rob Phinisee	0-3	0-0	0-0	0	3	3	0	0	1	0	0	2	7
03	Anthony Leal	0-0	0-0	0-0	0	0	0	0	0	0	0	0	0	1
22	Jordan Geronimo	1-3	0-0	0-0	2	2	4	2	2	0	0	2	0	20
32	Trey Galloway	2-3	1-1	1-2	0	0	0	0	6	0	3	1	2	18
51	Logan Duncomb	0-0	0-0	0-0	0	0	0	0	0	0	0	0	0	2
53	Tamar Bates	2-2	2-2	0-0	0	1	1	0	6	1	0	1	0	16
Team					1	3	4							
Totals		26-51	10-13	12-15	8	22	30	11	74	15	9	10	8	200

FG % 1st Half:	16-28	57.1%	2nd half:	10-23	43.5%	Game:	26-51	51.0%	Deadball
3FG % 1st Half:	6-8	75.0%	2nd half:	4-5	80.0%	Game:	10-13	76.9%	Rebound:
FT % 1st Half:	8-11	72.7%	2nd half:	4-4	100.0%	Game:	12-15	80.0%	1

Officials: Brooks Wells, Lewis Garrison, Donnie Eppley
Technical fouls: Penn State-None, Indiana-None.
Attendance: 17222
2021-22 Men's Basketball, Round: 0, Indiana vs Penn St., Played at Simon Skjod

Score by periods	1st	2nd	Total
Penn State	17	40	57
Indiana	46	28	74

PENN STATE FALLS TO INDIANA IN THIRD-STRAIGHT ROAD GAME

Indiana got off to a hot start that the Penn State men's basketball team was never able to overcome in 74-57 loss inside Assembly Hall on Wednesday night.

Senior Jalen Pickett led the Nittany Lions in scoring for the eighth time this season with 14 points, including 4-of-7 from beyond the arc. Classmate Myles Dread added nine points on three 3-pointers.

Big man John Harrar was just shy of a double-double with 13 points and a game-high nine rebounds.

The Hoosiers offense started the game off hot, hitting 5-of-6 from the floor to start, including 3-of-3 from beyond the arc to take a 15-2 lead into the first media timeout.

Indiana extended that lead as the Nittany Lions struggled to find their offensive rhythm and the Hoosiers would go to the locker room trailing 46-17.

Penn State shot 8-of-14 from beyond the arc in the second half and went on a 13-2 run over a four-minute span to claw away at the deficit leading up to the under-4 media timeout.

Despite outscoring the Hoosiers 40-28 in the second half on 50 percent shooting from the field, the first-half deficit was too much to overcome as Indiana secured the win to split the season series.

GAME 18: Penn State vs. Iowa

Jan. 31, 2022 - Bryce Jordan Center - University Park, Pa.



2021-22 Penn St. Men's Basketball
Season Schedule/Results & Leaders
All games

Page 1/1
as of Jan 27, 2022

Game Records

Record	Overall	Home	Away	Neutral
ALL GAMES	8-9	6-3	1-5	1-1
CONFERENCE	3-6	2-2	1-4	0-0
NON-CONFERENCE	5-3	4-1	0-1	1-1

Team Results

Date	Opponent		Score	Att.	High Points	High Rebounds
11/10/2021	Youngstown St.	W	75-59	7884	(23) LUNDY, Seth	(14) HARRAR, John
11/15/2021	at Massachusetts	L	56-81	3022	(14) LUNDY, Seth	(12) HARRAR, John
11/18/2021	St. Francis Brooklyn	W	74-59	7769	(26) SESSOMS, Sam	(13) HARRAR, John
11/22/2021	Cornell	W	85-74	7515	(23) LUNDY, Seth	(12) HARRAR, John
11/26/2021	vs LSU	Lot	63-68	2146	(14) PICKETT, Jalen	(10) SESSOMS, Sam
11/27/2021	vs Oregon St.	W	60-45	1350	(14) PICKETT, Jalen	(7) WHITE, Jalanni
						(7) LUNDY, Seth
12/01/2021	Miami (FL)	L	58-63	8221	(16) HARRAR, John	(12) HARRAR, John
12/05/2021	Ohio St.	L	64-76	9128	(23) PICKETT, Jalen	(12) HARRAR, John
12/08/2021	Wagner	W	74-54	7499	(16) SESSOMS, Sam	(7) HARRAR, John
					(16) PICKETT, Jalen	
12/11/2021	at Michigan St.	L	64-80	14797	(18) LUNDY, Seth	(11) HARRAR, John
01/02/2022	Indiana	W	61-58	8844	(15) PICKETT, Jalen	(12) HARRAR, John
01/05/2022	at Northwestern	W	74-70	2764	(23) LUNDY, Seth	(8) HARRAR, John
01/08/2022	Purdue	L	67-74	10464	(21) PICKETT, Jalen	(8) HARRAR, John
01/11/2022	Rutgers	W	66-49	9063	(17) SESSOMS, Sam	(12) LEE, Greg
01/16/2022	at Ohio St.	L	56-61	13565	(15) SESSOMS, Sam	(8) LEE, Greg
						(8) HARRAR, John
01/22/2022	at Iowa	L	51-68	15056	(14) PICKETT, Jalen	(8) LEE, Greg
01/26/2022	at Indiana	L	57-74	17222	(14) PICKETT, Jalen	(9) HARRAR, John

Attendance Summary

	Games	Attend	Avg/Game
Home	9	76387	8487
Away	6	66426	11071
Neutral	2	3496	1748
Total	17	146309	8606



2021-22 Penn St. Men's Basketball
Team Game-by-Game
All games

Opponent	Date	Score	Total		3-Pointers		Free throws		Rebounds				Other Stats						
			FG-FGA	PCT	3FG-3FGA	PCT	FT-FTA	PCT	OFF	DEF	TOT	AVG	PF	A	TO	BLK	STL	PTS	AVG
Youngstown St.	11/10/2021	75-59 W	31-60	.517	6-20	.300	7-11	.636	12	31	43	43.0	15	16	10	1	3	75	75.0
at Massachusetts	11/15/2021	56-81 L	19-51	.373	4-15	.267	14-18	.778	10	25	35	39.0	18	11	15	0	2	56	65.5
St. Francis Brooklyn	11/18/2021	74-59 W	26-49	.531	5-15	.333	17-23	.739	9	27	36	38.0	10	11	15	0	5	74	68.3
Cornell	11/22/2021	85-74 W	27-55	.491	15-34	.441	16-21	.762	6	32	38	38.0	19	16	14	6	6	85	72.5
vs LSU	11/26/2021	63-68 Lot	24-56	.429	12-38	.316	3-6	.500	8	27	35	37.4	17	14	16	3	2	63	70.6
vs Oregon St.	11/27/2021	60-45 W	22-54	.407	12-30	.400	4-6	.667	7	28	35	37.0	12	14	7	0	3	60	68.8
Miami (FL)	12/01/2021	58-63 L	23-53	.434	6-24	.250	6-9	.667	9	29	38	37.1	12	11	14	2	4	58	67.3
Ohio St.	12/05/2021	64-76 L	23-51	.451	5-17	.294	13-15	.867	6	23	29	36.1	16	12	15	1	6	64	66.9
Wagner	12/08/2021	74-54 W	24-50	.480	10-28	.357	16-21	.762	10	23	33	35.8	12	18	17	1	9	74	67.7
at Michigan St.	12/11/2021	64-80 L	27-63	.429	5-20	.250	5-7	.714	6	22	28	35.0	15	14	7	2	6	64	67.3
Indiana	01/02/2022	61-58 W	21-51	.412	11-22	.500	8-10	.800	11	28	39	35.4	14	7	13	1	6	61	66.7
at Northwestern	01/05/2022	74-70 W	25-55	.455	9-27	.333	15-20	.750	10	30	40	35.8	14	15	12	3	4	74	67.3
Purdue	01/08/2022	67-74 L	26-55	.473	8-22	.364	7-11	.636	9	21	30	35.3	13	14	11	4	6	67	67.3
Rutgers	01/11/2022	66-49 W	26-60	.433	6-18	.333	8-10	.800	13	28	41	35.7	14	10	13	2	6	66	67.2
at Ohio St.	01/16/2022	56-61 L	21-53	.396	6-22	.273	8-14	.571	7	23	30	35.3	25	8	10	4	5	56	66.5
at Iowa	01/22/2022	51-68 L	17-51	.333	7-25	.280	10-13	.769	11	23	34	35.3	18	10	17	1	4	51	65.5
at Indiana	01/26/2022	57-74 L	20-60	.333	9-26	.346	8-9	.889	17	19	36	35.3	16	10	14	0	5	57	65.0
Total		1105	402-927	.434	136-403	.337	165-224	.737	161	439	600	35.3	260	211	220	31	82	1105	65.0
Opponents		1113	406-965	.421	132-378	.349	169-242	.698	151	385	536	31.5	256	218	159	52	111	1113	65.5

Penn St. Averages

Games Played	Points/game	FG Pct	3FG Pct	FT Pct	Rebounds/game	Assists/game	Turnovers/game	Assist/Turnover ratio	Steals/game	Blocks/game
17	65.0	43.4	33.7	73.7	35.3	12.4	12.9	1.0	4.8	1.8



2021-22 Penn St. Men's Basketball
Team High/Low Analysis
All games

Page 1/4
as of Jan 27, 2022

Penn St. - Game Highs

POINTS	85		Cornell (11/22/2021)
	75		Youngstown St. (11/10/2021)
	74		at Northwestern (01/05/2022)
	74		Wagner (12/08/2021)
	74		St. Francis Brooklyn (11/18/2021)
FIELD GOALS MADE	31		Youngstown St. (11/10/2021)
	27		at Michigan St. (12/11/2021)
	27		Cornell (11/22/2021)
FIELD GOAL ATTEMPTS	63		at Michigan St. (12/11/2021)
	60		at Indiana (01/26/2022)
	60		Rutgers (01/11/2022)
	60		Youngstown St. (11/10/2021)
FIELD GOAL PERCENTAGE	.531	(26-49)	St. Francis Brooklyn (11/18/2021)
	.517	(31-60)	Youngstown St. (11/10/2021)
3 PT FG MADE	15		Cornell (11/22/2021)
	12		vs Oregon St. (N) (11/27/2021)
	12		vs LSU (N) (11/26/2021)
3 PT FG ATTEMPTS	38		vs LSU (N) (11/26/2021)
	34		Cornell (11/22/2021)
3 PT FG PERCENTAGE	.500	(11-22)	Indiana (01/02/2022)
	.441	(15-34)	Cornell (11/22/2021)
FREE THROWS MADE	17		St. Francis Brooklyn (11/18/2021)
	16		Wagner (12/08/2021)
	16		Cornell (11/22/2021)
FREE THROW ATTEMPTS	23		St. Francis Brooklyn (11/18/2021)
	21		Wagner (12/08/2021)
	21		Cornell (11/22/2021)
FREE THROW PERCENTAGE	.889	(8-9)	at Indiana (01/26/2022)
	.867	(13-15)	Ohio St. (12/05/2021)
REBOUNDS	43		Youngstown St. (11/10/2021)
	41		Rutgers (01/11/2022)
ASSISTS	18		Wagner (12/08/2021)
	16		Cornell (11/22/2021)
	16		Youngstown St. (11/10/2021)
STEALS	9		Wagner (12/08/2021)
	6		Rutgers (01/11/2022)
	6		Purdue (01/08/2022)
	6		Indiana (01/02/2022)
	6		at Michigan St. (12/11/2021)
	6		Ohio St. (12/05/2021)
	6		Cornell (11/22/2021)
BLOCKED SHOTS	6		Cornell (11/22/2021)
	4		at Ohio St. (01/16/2022)
	4		Purdue (01/08/2022)
TURNOVERS	17		at Iowa (01/22/2022)
	17		Wagner (12/08/2021)
FOULS	25		at Ohio St. (01/16/2022)
	19		Cornell (11/22/2021)



2021-22 Penn St. Men's Basketball
Team High/Low Analysis
All games

Opponent - Game Highs

POINTS	81		at Massachusetts (11/15/2021)
	80		at Michigan St. (12/11/2021)
	76		Ohio St. (12/05/2021)
	74		at Indiana (01/26/2022)
	74		Purdue (01/08/2022)
	74		Cornell (11/22/2021)
FIELD GOALS MADE	31		at Michigan St. (12/11/2021)
	28		Purdue (01/08/2022)
FIELD GOAL ATTEMPTS	69		vs LSU (N) (11/26/2021)
	66		Cornell (11/22/2021)
FIELD GOAL PERCENTAGE	.525	(31-59)	at Michigan St. (12/11/2021)
	.510	(26-51)	at Indiana (01/26/2022)
3 PT FG MADE	13		at Massachusetts (11/15/2021)
	12		at Northwestern (01/05/2022)
	12		Ohio St. (12/05/2021)
3 PT FG ATTEMPTS	32		at Iowa (01/22/2022)
	32		Cornell (11/22/2021)
3 PT FG PERCENTAGE	.769	(10-13)	at Indiana (01/26/2022)
	.462	(12-26)	at Northwestern (01/05/2022)
FREE THROWS MADE	24		at Ohio St. (01/16/2022)
	16		vs LSU (N) (11/26/2021)
	16		at Massachusetts (11/15/2021)
FREE THROW ATTEMPTS	36		at Ohio St. (01/16/2022)
	23		at Massachusetts (11/15/2021)
FREE THROW PERCENTAGE	.900	(9-10)	vs Oregon St. (N) (11/27/2021)
	.833	(10-12)	Ohio St. (12/05/2021)
REBOUNDS	42		vs LSU (N) (11/26/2021)
	40		at Michigan St. (12/11/2021)
ASSISTS	21		at Michigan St. (12/11/2021)
	20		at Northwestern (01/05/2022)
STEALS	10		Wagner (12/08/2021)
	9		at Iowa (01/22/2022)
	9		Cornell (11/22/2021)
	9		St. Francis Brooklyn (11/18/2021)
BLOCKED SHOTS	10		at Indiana (01/26/2022)
	7		at Michigan St. (12/11/2021)
TURNOVERS	15		Rutgers (01/11/2022)
	15		Wagner (12/08/2021)
FOULS	22		Cornell (11/22/2021)
	20		Wagner (12/08/2021)
	20		St. Francis Brooklyn (11/18/2021)



2021-22 Penn St. Men's Basketball
Player Highs Analysis
All games

Page 1/4
as of Jan 27, 2022

Penn St. - Individual Game Highs

POINTS	26		Sam Sessoms vs St. Francis Brooklyn (11/18/2021)
	23		Seth Lundy at Northwestern (01/05/2022)
	23		Jalen Pickett vs Ohio St. (12/05/2021)
	23		Seth Lundy vs Cornell (11/22/2021)
	23		Seth Lundy vs Youngstown St. (11/10/2021)
FIELD GOALS MADE	10		Sam Sessoms vs St. Francis Brooklyn (11/18/2021)
	9		Jalen Pickett vs Purdue (01/08/2022)
	9		Seth Lundy vs Cornell (11/22/2021)
	9		Seth Lundy vs Youngstown St. (11/10/2021)
FIELD GOAL ATTEMPTS	20		Jalen Pickett vs Purdue (01/08/2022)
	16		Jalen Pickett vs Indiana (01/02/2022)
	16		Seth Lundy vs LSU (N) (11/26/2021)
	16		Sam Sessoms vs Youngstown St. (11/10/2021)
FIELD GOAL PERCENTAGE (min 5 made)	1.000	(7-7)	John Harrar vs Youngstown St. (11/10/2021)
	1.000	(6-6)	John Harrar vs Miami (FL) (12/01/2021)
3 PT FG MADE	6		Sam Sessoms vs Cornell (11/22/2021)
	5		Seth Lundy at Northwestern (01/05/2022)
	5		Seth Lundy vs Cornell (11/22/2021)
3 PT FG ATTEMPTS	11		Seth Lundy vs LSU (N) (11/26/2021)
	9		Myles Dread at Indiana (01/26/2022)
	9		Seth Lundy at Northwestern (01/05/2022)
	9		Seth Lundy vs Miami (FL) (12/01/2021)
	9		Myles Dread vs LSU (N) (11/26/2021)
3 PT FG PERCENTAGE (min 2 made)	1.000	(3-3)	Sam Sessoms vs Rutgers (01/11/2022)
	.857	(6-7)	Sam Sessoms vs Cornell (11/22/2021)
FREE THROWS MADE	8		Jalen Pickett vs Cornell (11/22/2021)
	6		John Harrar vs Wagner (12/08/2021)
	6		Sam Sessoms vs St. Francis Brooklyn (11/18/2021)
FREE THROW ATTEMPTS	11		Jalen Pickett vs Cornell (11/22/2021)
	8		John Harrar at Ohio St. (01/16/2022)
	8		John Harrar vs Wagner (12/08/2021)
FREE THROW PERCENTAGE (min 3 made)	1.000	(5-5)	John Harrar at Indiana (01/26/2022)
	1.000	(5-5)	Seth Lundy vs Wagner (12/08/2021)
	1.000	(5-5)	Jalen Pickett vs Ohio St. (12/05/2021)
	1.000	(4-4)	Greg Lee at Iowa (01/22/2022)
	1.000	(4-4)	John Harrar vs Rutgers (01/11/2022)
	1.000	(4-4)	Sam Sessoms at Northwestern (01/05/2022)
	1.000	(4-4)	Jaheam Cornwall vs Indiana (01/02/2022)
	1.000	(4-4)	Jaheam Cornwall vs Ohio St. (12/05/2021)
	1.000	(4-4)	Sam Sessoms vs Cornell (11/22/2021)
	1.000	(4-4)	Seth Lundy at Massachusetts (11/15/2021)
	1.000	(3-3)	Jalen Pickett at Massachusetts (11/15/2021)
REBOUNDS	14		John Harrar vs Youngstown St. (11/10/2021)
	13		John Harrar vs St. Francis Brooklyn (11/18/2021)
ASSISTS	10		Jalen Pickett vs Purdue (01/08/2022)
	8		Sam Sessoms vs Youngstown St. (11/10/2021)
STEALS	3		Seth Lundy vs Rutgers (01/11/2022)
	3		Jalen Pickett at Michigan St. (12/11/2021)
	3		Seth Lundy vs Wagner (12/08/2021)
	3		Myles Dread vs St. Francis Brooklyn (11/18/2021)
BLOCKED SHOTS	3		Jalen Pickett at Ohio St. (01/16/2022)
	2		Jalanni White vs Purdue (01/08/2022)
	2		Seth Lundy vs Purdue (01/08/2022)
	2		John Harrar vs Cornell (11/22/2021)
TURNOVERS	6		Seth Lundy vs St. Francis Brooklyn (11/18/2021)
	5		Jalen Pickett vs LSU (N) (11/26/2021)
	5		Sam Sessoms vs LSU (N) (11/26/2021)
FOULS	5		Myles Dread at Ohio St. (01/16/2022)
	5		Jalanni White at Ohio St. (01/16/2022)
	5		Myles Dread vs LSU (N) (11/26/2021)
	5		Jalanni White vs St. Francis Brooklyn (11/18/2021)



2021-22 Penn St. Men's Basketball
 Player Highs Analysis
 All games

Opponent - Individual Game Highs

POINTS	22		Boo Buie at Northwestern (01/05/2022)
	22		Michael Akuchie vs Youngstown St. (11/10/2021)
	21		Trevion Williams vs Purdue (01/08/2022)
	20		Trayce Jackson-Davis vs Indiana (01/02/2022)
	20		Tari Eason vs LSU (N) (11/26/2021)
FIELD GOALS MADE	9		Trevion Williams vs Purdue (01/08/2022)
	9		Michael Akuchie vs Youngstown St. (11/10/2021)
FIELD GOAL ATTEMPTS	18		Trayce Jackson-Davis vs Indiana (01/02/2022)
	18		Michael Akuchie vs Youngstown St. (11/10/2021)
FIELD GOAL PERCENTAGE (min 5 made)	.750	(9-12)	Trevion Williams vs Purdue (01/08/2022)
	.667	(6-9)	Clifford Omoruyi vs Rutgers (01/11/2022)
3 PT FG MADE	5		Boo Buie at Northwestern (01/05/2022)
	4		Gabe Brown at Michigan St. (12/11/2021)
	4		Kyle Young vs Ohio St. (12/05/2021)
	4		Sam Waardenburg vs Miami (FL) (12/01/2021)
	4		Rich Kelly at Massachusetts (11/15/2021)
	4		Michael Akuchie vs Youngstown St. (11/10/2021)
3 PT FG ATTEMPTS	8		Geo Baker vs Rutgers (01/11/2022)
	8		Sasha Stefanovic vs Purdue (01/08/2022)
	8		Boo Buie at Northwestern (01/05/2022)
	8		Nigel Jackson vs Wagner (12/08/2021)
	8		Justin Ahrens vs Ohio St. (12/05/2021)
	8		Sam Waardenburg vs Miami (FL) (12/01/2021)
	8		Trent Buttrick at Massachusetts (11/15/2021)
3 PT FG PERCENTAGE (min 2 made)	1.000	(4-4)	Kyle Young vs Ohio St. (12/05/2021)
	1.000	(3-3)	Xavier Johnson at Indiana (01/26/2022)
	1.000	(2-2)	Race Thompson at Indiana (01/26/2022)
	1.000	(2-2)	Tamar Bates at Indiana (01/26/2022)
	1.000	(2-2)	Meechie Johnson Jr. vs Ohio St. (12/05/2021)
FREE THROWS MADE	10		Tari Eason vs LSU (N) (11/26/2021)
	8		Trent Buttrick at Massachusetts (11/15/2021)
FREE THROW ATTEMPTS	12		E.J. Liddell at Ohio St. (01/16/2022)
	12		Tari Eason vs LSU (N) (11/26/2021)
FREE THROW PERCENTAGE (min 3 made)	1.000	(6-6)	Glenn Taylor Jr. vs Oregon St. (N) (11/27/2021)
	1.000	(6-6)	Nazir Williams vs Cornell (11/22/2021)
	1.000	(4-4)	Race Thompson at Indiana (01/26/2022)
	1.000	(4-4)	Kyle Young vs Ohio St. (12/05/2021)
	1.000	(4-4)	Isaiah Wong vs Miami (FL) (12/01/2021)
	1.000	(3-3)	Mason Gillis vs Purdue (01/08/2022)
	1.000	(3-3)	Marcus Bingham Jr. at Michigan St. (12/11/2021)
	1.000	(3-3)	Noah Fernandes at Massachusetts (11/15/2021)
REBOUNDS	13		Marcus Bingham Jr. at Michigan St. (12/11/2021)
	12		Clifford Omoruyi vs Rutgers (01/11/2022)
ASSISTS	9		Tyson Walker at Michigan St. (12/11/2021)
	8		Boo Buie at Northwestern (01/05/2022)
	8		Jamari Wheeler vs Ohio St. (12/05/2021)
STEALS	5		Rob Higgins vs St. Francis Brooklyn (11/18/2021)
	3		Joe Toussaint at Iowa (01/22/2022)
	3		Tyson Walker at Michigan St. (12/11/2021)
	3		Elijah Ford vs Wagner (12/08/2021)
	3		Jamari Wheeler vs Ohio St. (12/05/2021)
	3		E.J. Liddell vs Ohio St. (12/05/2021)
3		Trent Buttrick at Massachusetts (11/15/2021)	
BLOCKED SHOTS	4		Trayce Jackson-Davis at Indiana (01/26/2022)
	3		Keegan Murray at Iowa (01/22/2022)
	3		Marcus Bingham Jr. at Michigan St. (12/11/2021)
TURNOVERS	4		Clifford Omoruyi vs Rutgers (01/11/2022)
	4		Caleb McConnell vs Rutgers (01/11/2022)
	4		E.J. Liddell vs Ohio St. (12/05/2021)
	4		Michael Akuchie vs Youngstown St. (11/10/2021)
FOULS	5		Ty Berry at Northwestern (01/05/2022)
	5		Jordan Jones vs Cornell (11/22/2021)



2021-22 Penn St. Men's Basketball
Points-rebounds-assists
All games

Page 1/1
as of Jan 27, 2022

Opponent	Date	Score	W	0	1	2	3	4	5	11	13	14	15	21
				OWEH,KAYLE	LUNDY,SETH	DREAD,MYLE	SESSOMS,SA	DORSEY,CAL	LEE,GREG	CORNWALL,J	SCOTT,JEVO	WHITE,JALA	CONLAN,DAN	HARRAR,JOH
Youngstown St.	11/10/2021	75-59	W	DNP	23-6-2	0-4-2	17-5-8	DNP	DNP	3-1-0	DNP	4-4-1	DNP	16-14-1
at Massachusetts	11/15/2021	56-81	L	DNP	14-4-1	3-3-0	12-3-0	0-0-0	DNP	4-2-3	DNP	6-6-0	DNP	8-12-0
St. Francis Brooklyn	11/18/2021	74-59	W	DNP	11-6-2	6-2-2	26-3-1	0-1-0	DNP	5-1-0	DNP	8-7-2	DNP	14-13-1
Cornell	11/22/2021	85-74	W	DNP	23-7-0	5-2-4	22-6-4	DNP	DNP	3-4-1	DNP	7-3-0	DNP	7-12-1
vs LSU	11/26/2021	63-68	Lot	DNP	8-4-1	11-2-2	13-10-5	DNP	DNP	9-1-1	DNP	1-3-0	DNP	7-7-2
vs Oregon St.	11/27/2021	60-45	W	DNP	13-7-0	12-2-1	2-4-4	DNP	DNP	0-2-1	DNP	4-7-1	DNP	6-6-0
Miami (FL)	12/01/2021	58-63	L	DNP	14-8-0	9-4-2	8-3-3	DNP	DNP	5-1-0	DNP	2-2-0	DNP	16-12-1
Ohio St.	12/05/2021	64-76	L	DNP	13-5-0	3-2-1	5-3-4	DNP	DNP	6-0-3	DNP	2-2-0	DNP	12-12-1
Wagner	12/08/2021	74-54	W	0-0-0	10-6-3	9-2-1	16-3-5	3-1-0	DNP	0-1-2	DNP	8-5-0	0-0-0	12-7-2
at Michigan St.	12/11/2021	64-80	L	DNP	18-7-1	0-0-2	12-4-1	DNP	5-2-1	0-0-1	DNP	0-0-0	DNP	16-11-3
Indiana	01/02/2022	61-58	W	DNP	8-10-1	12-4-1	10-3-1	DNP	6-4-0	4-0-0	DNP	0-3-1	DNP	6-12-1
at Northwestern	01/05/2022	74-70	W	DNP	23-2-2	4-3-2	6-3-4	DNP	8-7-2	0-0-0	DNP	1-7-0	DNP	9-8-1
Purdue	01/08/2022	67-74	L	DNP	10-6-1	3-0-1	0-0-0	DNP	11-5-0	0-2-0	DNP	9-3-1	DNP	10-8-1
Rutgers	01/11/2022	66-49	W	DNP	10-4-0	2-5-0	17-3-6	DNP	4-12-1	DNP	2-1-0	0-5-2	DNP	16-6-0
at Ohio St.	01/16/2022	56-61	L	DNP	DNP	3-0-1	15-4-1	DNP	9-8-1	DNP	4-2-0	2-2-0	DNP	7-8-0
at Iowa	01/22/2022	51-68	L	DNP	8-5-0	9-2-0	6-1-4	DNP	6-8-1	5-0-0	3-3-1	0-1-0	DNP	0-5-1
at Indiana	01/26/2022	57-74	L	DNP	5-2-0	9-1-1	6-2-4	DNP	5-6-0	0-3-0	0-1-0	2-1-0	DNP	13-9-0

Opponent	Date	Score	W	22	23	33	35
				PICKETT,JA	JOHNSON,DA	CHRISTOS,A	JAGIASI,IS
Youngstown St.	11/10/2021	75-59	W	9-5-2	3-0-0	DNP	DNP
at Massachusetts	11/15/2021	56-81	L	7-2-7	2-1-0	DNP	DNP
St. Francis Brooklyn	11/18/2021	74-59	W	4-1-3	0-1-0	DNP	DNP
Cornell	11/22/2021	85-74	W	15-4-6	3-0-0	DNP	DNP
vs LSU	11/26/2021	63-68	Lot	14-8-3	DNP	DNP	DNP
vs Oregon St.	11/27/2021	60-45	W	14-4-7	9-3-0	DNP	DNP
Miami (FL)	12/01/2021	58-63	L	4-8-4	0-0-1	DNP	DNP
Ohio St.	12/05/2021	64-76	L	23-4-3	0-0-0	DNP	DNP
Wagner	12/08/2021	74-54	W	16-4-4	0-0-1	0-0-0	0-0-0
at Michigan St.	12/11/2021	64-80	L	13-4-5	DNP	DNP	DNP
Indiana	01/02/2022	61-58	W	15-1-2	0-0-0	DNP	DNP
at Northwestern	01/05/2022	74-70	W	18-6-4	5-0-0	DNP	DNP
Purdue	01/08/2022	67-74	L	21-3-10	3-1-0	DNP	DNP
Rutgers	01/11/2022	66-49	W	15-3-1	0-0-0	DNP	DNP
at Ohio St.	01/16/2022	56-61	L	11-3-5	5-0-0	DNP	DNP
at Iowa	01/22/2022	51-68	L	14-3-3	0-0-0	DNP	DNP
at Indiana	01/26/2022	57-74	L	14-5-5	3-1-0	DNP	DNP



2021-22 Penn St. Men's Basketball
 Combined Team Statistics
 In Conference games

Page 1/1
 as of Jan 27, 2022

Game Records

Record	Overall	Home	Away	Neutral
ALL GAMES	3-6	2-2	1-4	0-0
CONFERENCE	3-6	2-2	1-4	0-0
NON-CONFERENCE	0-0	0-0	0-0	0-0

Score by Periods

Team	1st	2nd	OT	TOT
Penn St.	236	324	0	560
Opponents	300	310	0	610

Team Box Score

No.	Player	Total			3-Point			F-Throw		Rebounds				PF DQ A TO BLK STL PTS AVG								
		GP-GS	MIN	AVG	FG-FGA	FG%	3FG-3FGA	3FG%	FT-FTA	FT%	OFF	DEF	TOT	AVG	PF	DQ	A	TO	BLK	STL	PTS	AVG
22	PICKETT, Jalen	9-9	324:55	36.1	57-128	.445	16-49	.327	14-18	.778	4	28	32	3.6	17	0	38	17	3	12	144	16.0
1	LUNDY, Seth	8-8	248:07	31.0	33-90	.367	18-47	.383	11-12	.917	9	32	41	5.1	13	0	5	19	7	9	95	11.9
21	HARRAR, John	9-9	243:46	27.1	33-55	.600	0-0	.000	23-33	.697	32	47	79	8.8	19	0	8	13	0	4	89	9.9
3	SESSOMS, Sam	9-3	231:10	25.7	30-71	.423	9-22	.409	8-12	.667	2	21	23	2.6	15	0	25	18	0	4	77	8.6
5	LEE, Greg	8-7	193:29	24.2	21-56	.375	4-18	.222	8-11	.727	16	36	52	6.5	19	0	6	11	2	3	54	6.8
2	DREAD, Myles	9-3	215:59	24.0	14-38	.368	14-33	.424	3-4	.750	5	12	17	1.9	22	1	9	6	0	8	45	5.0
13	SCOTT, Jevonnie	4-0	28:37	7.2	4-7	.571	0-1	.000	1-4	.250	1	6	7	1.8	7	0	1	3	1	0	9	2.3
11	CORNWALL, Jaheam	7-6	118:58	17.0	3-24	.125	0-14	.000	9-9	1.000	0	5	5	0.7	6	0	4	6	1	3	15	2.1
23	JOHNSON, Dallion	8-0	73:05	9.1	5-13	.385	4-10	.400	2-2	1.000	0	2	2	0.3	4	0	0	2	0	1	16	2.0
14	WHITE, Jalanni	9-0	121:54	13.5	6-17	.353	1-5	.200	3-4	.750	8	16	24	2.7	23	1	4	4	4	4	16	1.8
Team											13	12	25				13					
Total		9	1800		206-499	.413	66-199	.332	82-109	.752	90	217	307	34.1	145	2	100	112	18	48	560	62.2
Opponents		9	1800		219-494	.443	74-191	.387	98-140	.700	80	212	292	32.4	122	1	134	89	40	56	610	67.8

Team Statistics

	PSU	OPP
Scoring	560	610
Points per game	62.2	67.8
Scoring margin	-5.6	-
Field goals-att	206-499	219-494
Field goal pct	.413	.443
3 point fg-att	66-199	74-191
3-point FG pct	.332	.387
3-pt FG made per game	7.3	8.2
Free throws-att	82-109	98-140
Free throw pct	.752	.700
F-Throws made per game	9.1	10.9
Rebounds	307	292
Rebounds per game	34.1	32.4
Rebounding margin	+1.7	-
Assists	100	134
Assists per game	11.1	14.9
Turnovers	112	89
Turnovers per game	12.4	9.9
Turnover margin	-2.6	-
Assist/turnover ratio	0.9	1.5
Steals	48	56
Steals per game	5.3	6.2
Blocks	18	40
Blocks per game	2.0	4.4
Winning streak	0	-
Home win streak	1	-
Attendance	37499	63404
Home games-Avg/Game	4-9375	5-12681
Neutral site-Avg/Game	-	0-0

Team Results

Date	Opponent		Score	Att.
12/05/2021	Ohio St.	L	64-76	9128
12/11/2021	at Michigan St.	L	64-80	14797
01/02/2022	Indiana	W	61-58	8844
01/05/2022	at Northwestern	W	74-70	2764
01/08/2022	Purdue	L	67-74	10464
01/11/2022	Rutgers	W	66-49	9063
01/16/2022	at Ohio St.	L	56-61	13565
01/22/2022	at Iowa	L	51-68	15056
01/26/2022	at Indiana	L	57-74	17222



2021-22 Penn St. Men's Basketball
 Combined Team Statistics
 All games

Page 1/1
 as of Jan 27, 2022

Game Records

Record	Overall	Home	Away	Neutral
ALL GAMES	8-9	6-3	1-5	1-1
CONFERENCE	3-6	2-2	1-4	0-0
NON-CONFERENCE	5-3	4-1	0-1	1-1

Score by Periods

Team	1st	2nd	OT	TOT
Penn St.	498	602	5	1105
Opponents	527	576	10	1113

Team Box Score

No.	Player	Total			3-Point			F-Throw		Rebounds				Other								
		GP-GS	MIN	AVG	FG-FGA	FG%	3FG-3FGA	3FG%	FT-FTA	FT%	OFF	DEF	TOT	AVG	PF	DQ	A	TO	BLK	STL	PTS	AVG
22	PICKETT, Jalen	17-17	608:35	35.8	84-205	.410	28-87	.322	31-40	.775	9	59	68	4.0	28	0	74	33	6	14	227	13.4
1	LUNDY, Seth	16-16	512:03	32.0	72-181	.398	35-101	.347	32-37	.865	17	72	89	5.6	30	0	14	39	9	15	211	13.2
3	SESSOMS, Sam	17-10	489:55	28.8	75-155	.484	20-45	.444	23-32	.719	11	49	60	3.5	30	0	55	43	1	12	193	11.4
21	HARRAR, John	17-17	459:28	27.0	66-100	.660	0-0	.000	43-66	.652	57	105	162	9.5	38	0	16	30	3	8	175	10.3
5	LEE, Greg	8-7	193:29	24.2	21-56	.375	4-18	.222	8-11	.727	16	36	52	6.5	19	0	6	11	2	3	54	6.8
2	DREAD, Myles	17-9	454:37	26.7	32-89	.360	31-79	.392	5-8	.625	8	30	38	2.2	37	2	23	14	0	19	100	5.9
14	WHITE, Jalanni	17-1	248:40	14.6	24-45	.533	1-7	.143	7-10	.700	23	38	61	3.6	42	2	8	8	7	7	56	3.3
11	CORNWALL, Jaheam	15-8	282:39	18.8	12-54	.222	7-40	.175	13-14	.929	0	18	18	1.2	14	0	12	14	2	3	44	2.9
13	SCOTT, Jevonnie	4-0	28:37	7.2	4-7	.571	0-1	.000	1-4	.250	1	6	7	1.8	7	0	1	3	1	0	9	2.3
23	JOHNSON, Dallion	15-0	129:35	8.6	11-32	.344	9-22	.409	2-2	1.000	1	6	7	0.5	14	0	2	3	0	1	33	2.2
4	DORSEY, Caleb	3-0	15:56	5.3	1-2	.500	1-2	.500	0-0	.000	0	2	2	0.7	1	0	0	1	0	0	3	1.0
0	OWEH, Kaylen	1-0	00:01	0.0	0-0	.000	0-0	.000	0-0	.000	0	0	0	0.0	0	0	0	0	0	0	0	0.0
15	CONLAN, Dan	1-0	00:01	0.0	0-0	.000	0-0	.000	0-0	.000	0	0	0	0.0	0	0	0	0	0	0	0	0.0
33	CHRISTOS, Andy	1-0	01:23	1.4	0-1	.000	0-1	.000	0-0	.000	0	0	0	0.0	0	0	0	0	0	0	0	0.0
35	JAGIASI, Ishaan	1-0	00:01	0.0	0-0	.000	0-0	.000	0-0	.000	0	0	0	0.0	0	0	0	0	0	0	0	0.0
Team											18	18	36									
Total		17	3425		402-927	.434	136-403	.337	165-224	.737	161	439	600	35.3	260	4	211	220	31	82	1105	65.0
Opponents		17	3425		406-965	.421	132-378	.349	169-242	.698	151	385	536	31.5	256	2	218	159	52	111	1113	65.5

Team Statistics

	PSU	OPP
Scoring	1105	1113
Points per game	65.0	65.5
Scoring margin	-0.5	-
Field goals-att	402-927	406-965
Field goal pct	.434	.421
3 point fg-att	136-403	132-378
3-point FG pct	.337	.349
3-pt FG made per game	8.0	7.8
Free throws-att	165-224	169-242
Free throw pct	.737	.698
F-Throws made per game	9.7	9.9
Rebounds	600	536
Rebounds per game	35.3	31.5
Rebounding margin	+3.8	-
Assists	211	218
Assists per game	12.4	12.8
Turnovers	220	159
Turnovers per game	12.9	9.4
Turnover margin	-3.6	-
Assist/turnover ratio	1.0	1.4
Steals	82	111
Steals per game	4.8	6.5
Blocks	31	52
Blocks per game	1.8	3.1
Winning streak	0	-
Home win streak	1	-
Attendance	76387	66426
Home games-Avg/Game	9-8487	6-11071
Neutral site-Avg/Game	-	2-1748

Team Results

Date	Opponent	Score	Att.
11/10/2021	Youngstown St.	W 75-59	7884
11/15/2021	at Massachusetts	L 56-81	3022
11/18/2021	St. Francis Brooklyn	W 74-59	7769
11/22/2021	Cornell	W 85-74	7515
11/26/2021	vs LSU	Lot 63-68	2146
11/27/2021	vs Oregon St.	W 60-45	1350
12/01/2021	Miami (FL)	L 58-63	8221
12/05/2021	Ohio St.	L 64-76	9128
12/08/2021	Wagner	W 74-54	7499
12/11/2021	at Michigan St.	L 64-80	14797
01/02/2022	Indiana	W 61-58	8844
01/05/2022	at Northwestern	W 74-70	2764
01/08/2022	Purdue	L 67-74	10464
01/11/2022	Rutgers	W 66-49	9063
01/16/2022	at Ohio St.	L 56-61	13565
01/22/2022	at Iowa	L 51-68	15056
01/26/2022	at Indiana	L 57-74	17222



0
IREKEFE OWEH
 SO. | G | 6-2 | 188
 NORTH BRUNSWICK, N.J.



1
SETH LUNDY
 JR. | F | 6-6 | 217
 PAULSBORO, N.J.



2
MYLES DREAD
 SR. | G | 6-4 | 235
 DETROIT, MICH.



3
SAM SESSOMS
 SR. | G | 6-0 | 189
 PHILADELPHIA, PA.



4
CALEB DORSEY
 SO. | F | 6-7 | 235
 WESTMINSTER, MD.



5
GREG LEE
 SR. + | F | 6-9 | 217
 ROCKFORD, ILL.



11
JAHEAM CORNWALL
 SR. + | G | 6-0 | 190
 BROOKLYN, N.Y.



13
JEVONNIE SCOTT
 JR. | F | 6-7 | 252
 TORONTO, ONT.



14
JALANNI WHITE
 SR. + | F | 6-8 | 205
 NEW HAVEN, CONN.



15
DAN CONLAN
 JR. | G | 6-4 | 180
 SEWICKLEY, PA.



21
JOHN HARRAR
 SR. + | F | 6-9 | 240
 WALLINGFORD, PA.



22
JALEN PICKETT
 SR. | G | 6-4 | 202
 ROCHESTER, N.Y.



23
DALLION JOHNSON
 SO. | G | 6-3 | 182
 HAVERHILL, MASS.



33
ANDY CHRISTOS
 SO. | G | 6-5 | 179
 MADISON, N.J.



35
ISHAAN JAGIASI
 JR. | G | 6-1 | 180
 WILMINGTON, DEL.



MICAH SHREWSBERRY
 PETER AND ANN TOMBROS ENDOWED
 MEN'S BASKETBALL HEAD COACH
 FIRST SEASON



ADAM FISHER
 ASSOCIATE HEAD COACH
 FIRST SEASON



AKI COLLINS
 ASSISTANT COACH
 FIRST SEASON



MIKE FARRELLY
 ASSISTANT COACH
 FIRST SEASON



NICHOLAS COLELLA
 CHIEF OF STAFF
 NINTH SEASON



BRIAN SNOW
 DIRECTOR OF RECRUITING
 FIRST SEASON



MIKE GREEN
 DIRECTOR OF PLAYER DEVELOPMENT
 FIRST SEASON




TRE WHITTED
 ASSISTANT TO THE HEAD COACH
 FIRST SEASON



GRADY EIFERT
 VIDEO COORDINATOR
 FIRST SEASON



GREG MISKINIS
 ASSISTANT DIRECTOR OF
 PERFORMANCE ENHANCEMENT
 EIGHTH SEASON



JUSTIN POMAR
 ATHLETIC TRAINER
 FIRST SEASON



BO WAGGONER
 GRADUATE ASSISTANT
 SIXTH SEASON



JOSH TOWNSEND
 GRADUATE ASSISTANT
 FIRST SEASON