



LADY LION BASKETBALL

#BRINGTHEROAR

GAME 29 | PENN STATE VS. NEBRASKA | MARCH 2, 2019 | 3 PM | BRYCE JORDAN CENTER

2018-19 SCHEDULE

Date Opponent Time/Result

NOVEMBER

8	PROVIDENCE	W, 74-72
11	#24/RV CALIFORNIA	L, 75-58
14	at Fordham	W, 72-55
18	PRINCETON	W, 79-71 (OT)
21	NORTH DAKOTA	W, 75-68
25	STONY BROOK	L, 81-70
29	at Florida State (1)	L, 87-58

DECEMBER

2	JACKSONVILLE	W, 80-61
5	DUQUESNE	L, 64-58
9	ST. BONAVENTURE	W, 80-65
16	AMERICAN	W, 80-59
28	#4/4 MARYLAND*	L, 77-61
31	at #RV/RV Indiana*	L, 83-75

JANUARY

3	WISCONSIN*	W, 71-64
6	at Rutgers*	L, 74-61
12	ILLINOIS*	W, 62-48
17	OHIO STATE*	L, 76-71 (OT)
20	at #9/9 Maryland*	L, 79-67
24	at Wisconsin*	W, 65-59
27	#14/18 RUTGERS*	L, 69-61
31	at #22/22 Michigan State*	Postponed

FEBRUARY

3	#13/12 IOWA*	L, 81-61
6	at Ohio State*	L, 78-73
10	MICHIGAN*	L, 66-62
14	at Northwestern*	L, 78-63
17	at Minnesota*	L, 97-67
21	PURDUE*	W, 72-61
24	at Illinois*	W, 76-65
27	at Michigan State*	L, 57-48

MARCH

2	NEBRASKA*	3 p.m.
6-10	Big Ten Tournament	TBD

(1) Big Ten/ACC Challenge

* Big Ten Opponent

HOME GAMES IN CAPS

All times Eastern Standard Time



PENN STATE LADY LIONS

(12-16, 5-12 BIG TEN)

VS.

NEBRASKA CORNHUSKERS

(13-15, 8-9 BIG TEN)



TV | Big Ten Network - Chris Vosters (PxP) and Vera Jones (Color)
RADIO | Penn State Sports Network - 1390 AM - Jerry Fisher and Joe Putnam
ONLINE | Live video, live audio and live stats available at GoPSUSports.com






OPENING TIPS

- Penn State wraps up the regular season Saturday afternoon at the Bryce Jordan Center when the Lady Lions welcome Nebraska for the season's only meeting between the two teams.
- Saturday's regular-season finale will serve as the final home game for Penn State's five-member senior class.
- Four Lady Lions are averaging 9.5 or more points, led by Teniya Page's 19.3 ppg. Page's 19.3 ppg ranks second amongst all Big Ten players, and 35th in Division I.

IF PENN STATE BEATS NEBRASKA

- Penn State would close the regular season by winning three of its final four games.
- The Lady Lions would wrap up the regular season with a 13-16 overall record and 6-12 conference mark.
- Penn State would take a 7-6 lead in the all-time series against the Huskers.

LAST GAME STARTING LINEUP

		PPG	RPG	APG	MPG
	#2 Amari Carter Sr./Jr. G 5-8	10.0	3.1	2.5	33.7
	#3 Karisma Ortiz Fr./Fr. G 6-0	3.5	4.1	2.3	25.3
	#4 Siyeh Frazier Jr./Jr. G 5-9	10.0	4.6	1.6	25.9
	#31 Jaida Travascio-Green Jr./Jr. G 6-2	7.4	2.0	0.7	23.1
	#33 Lauren Ebo Fr./Fr. F 6-4	5.4	5.6	0.3	21.0

STRATEGIC COMMUNICATIONS

WBB Primary ContactChelsea Vielhauer
Office Phone 814-865-8139
Cell Phone 610-937-4035
Email cpv5026@psu.edu

WBB Secondary Contacts

Nicole Praga ncp42@psu.edu
Kevin Stoicovy kjs5540@psu.edu

LADY LION RESERVES

No.	Name	Pos.	Ht.	Cl./Elig.	PPG	RPG	APG	MPG
1	Alisia Smith	F	6-3	So./So.	9.5	7.1	0.4	19.8
5	Kamaria McDaniel	G	5-9	So./So.	9.4	2.6	1.2	22.4
11	Teniya Page	G	5-7	Sr./Sr.	19.3	3.5	3.6	35.8
12	Kayleigh Semion	G	5-6	Sr./Sr.	0.0	0.6	0.3	4.2
22	Leah Knizner	G	5-9	Sr./Sr.	0.0	0.2	0.0	3.8
34	Sarah McMurtry	G	5-6	Sr./Sr.	0.0	0.0	0.0	1.0
43	Bexley Wallace	F	6-3	Fr./Fr.	1.0	1.2	0.2	7.6

2019 Senior Day

- Penn State’s five-member senior class will be honored prior to tipoff of Saturday’s regular-season finale against Nebraska.
- The senior class of Amari Carter, Leah Knizner, Sarah McMurtry, Teniya Page and Kayleigh Semion has made an impact both on and off the court throughout their four years. The five seniors have helped lead the Lady Lions to 61 wins while scoring a combined 3,046 career points.

Lady Lion Legend

- Lady Lion play-by-play announcer Jerry Fisher is set to take the mic for his final home game Saturday against Nebraska.
- Fisher is the longest-tenured NCAA women’s basketball broadcaster and will be retiring at the conclusion of this season, his 40th as the voice of the Lady Lions.
- Fisher began his 40 years with the Lady Lions in the 1979-80 season.
- He has been a part of **835** wins, **25** NCAA Tournament appearances and **10** Big Ten titles.
- Jerry Fisher is the son of fellow Nittany Lion legend Fran Fisher. Fran, who passed away is 2015 at the age of 91, was the long-time voice of Penn State Football. He was the Nittany Lions’ play-by-play voice from 1970-82 and 1994-99, and also served as the Executive Director of the Nittany Lion Club and an Assistant Athletics Director. Fran was the voice behind many notable Penn State Football victories, including the 1983 Sugar Bowl.
- Fran Fisher began his five-decade association with Penn State Intercollegiate Athletics in 1966. Between Fran and Jerry, the father-son Fisher duo has been a mainstay at Penn State for 53 years.

Back-To-Back Wins

- The Lady Lions have won two of their last three games after turning out their two best shooting performances of the season as Penn State downed Purdue 72-61 (Feb. 21) and Illinois 76-65 (Feb. 24).
- Penn State shot a season-best 52.8 percent (28-for-53) from the field Sunday in the road win against the Illini. The Lady Lions drained a season-high 10 three-pointers.
- The Lady Lions were 50.0 percent (26-for-52) from the field in the Feb. 21 victory over Purdue. It marked the first time that Penn State has shot at least 50 percent from the field since Dec. 6, 2017 against Fordham (55.8 percent), and the first time against a Big Ten opponent since Feb. 24, 2016 against Iowa (50.0 percent).
- Junior Jaida Travascio-Green averaged 16.5 ppg in the two victories thanks to a 47.1 percent (8-for-17) performance from three-point range.
- Senior Amari Carter and sophomore Kamaria McDaniel have chipped in 16.0 ppg in the two victories, while Siyeh Frazier has contributed 15.0 points and 7.5 rebounds per contest.

A League Of Her Own

- Teniya Page is the first player in Lady Lion history to eclipse 2,000 career points, 400 career assists and 400 career rebounds.
- She reached the milestone on Feb. 6 at Ohio State when she dished her fifth assist of the game and 400th of her career.
- Page was just the second currently active Division I player who has accomplished all three feats. Central Michigan’s Presley Hudson was the first currently active DI player to join the 2,000/400/400 club.

TENIYA PAGE

2,072 POINTS **421** REBOUNDS **409** ASSISTS

First player in program history to eclipse 2,000 career points, 400 career assists and 400 career rebounds

42 CURRENT DOUBLE-DIGIT SCORING STREAK

103 CAREER DOUBLE-DIGIT SCORING GAMES

PENN STATE QUICK FACTS

University Information

Location..... University Park, Pa.
 Founded..... 1855
 Enrollment..... 40, 363 (undergrad)
 46,270 (UP overall)
 Nickname Lady Lions
 School Colors Blue and White
 Conference Big Ten
 President Dr. Eric Barron
 Director of Athletics Sandy Barbour
 Senior Woman Administrator Charmelle Green
 Deputy AD (WBB Administrator) Lynn Holleran
 Facility (Capacity)..... Bryce Jordan Center (15,104)
 All-Time Record at BJC..... 263-86 (25th season)

Basketball Staff

Head Coach..... Coquese Washington
 Notre Dame '92
 Juris Doctorate - Notre Dame '97
 Career Record: 209-167 (12th season)
 Postseason Appearances - 7 (4 NCAA, 3WNIT)
 Assistant Coach Itoro Coleman (Clemson '00)
 Assistant Coach Tamika Jeter (Connecticut '02)
 Assistant Coach Geoff Lanier (S. Conn. St. '92)
 Director of Ops Ethan Gelfand (Wake Forest '06)
 Video Coordinator Sean Sullivan (Iowa '15)
 Strategic Specialist..... Jeanine Wasielewski
 (Northwestern '91)
 Dir. of Community Outreach..... Miriam Powell
 (Gustavus Adolphus College '95)
 Athletic Trainer Caren Walls (Penn State '04)
 Strength Coach Brad Pantall (Penn State '96)
 SID Chelsea Vielhauer (Penn State '13)

Program History

First Year of Women’s Basketball..... 1965
 All-Time Record 948-480 (55th season)
 All-Time Big Ten Record..... 273-174 (27th season)
 NCAA Tournament App./Last 25/2014
 NCAA Tournament Record..... 32-25
 NCAA Regional App./Last..... 13/2014
 NCAA Final Four App./Last..... One/2000
 Big Ten Reg. Season Championships..... Eight
 Big Ten Tournament Championships Two

Team Information

2017-18 Record..... 16-16
 Home - 11-4
 Away - 4-9
 Neutral - 1-3
 Big Ten Record (finish) 6-10 (11)
 Home - 5-3
 Away - 1-7
 Letterwinners Returning/Lost..... 10/2
 Starters Returning/Lost 4/1
 Big Ten Tournament..... Second Round
 Postseason..... WNIT First Round

#BringTheRoar

Penn State Athletics Twitter..... @GoPSUSports
 Women’s Basketball Twitter @PennStateWBB
 Women’s Basketball Instagram pennstateWBB
 Women’s Basketball Facebook..... Penn State Lady
 Lion Basketball
 Penn State Athletics Website gopsusports.com
 Hashtags..... #BringTheRoar
 #WeAre

An Elite Club

- Senior guard Teniya Page became the sixth-ever Lady Lion to reach the 2,000 career point milestone on Feb. 3 against Iowa.
- Page joined the likes of former Penn State legends Kelly Mazzante (2,919 points), Maggie Lucas (2,510), Susan Robinson (2,253), Tyra Grant (2,044) and Kahadeejah Herbert (2,026) as the sixth member of the 2,000-point club.
- Her 2,072 career points are fourth all-time on the Penn State career scoring charts and 14th amongst all active Division I players.
- The standout has already etched her names into several of Penn State’s record books:
 - Career minutes per game (35.5) - 2nd in Penn State history
 - Career 30-plus point games (8) - 2nd in Penn State history
 - Career free throws made (527) - 2nd in Penn State history
 - Career scoring average (18.2 ppg) - 4th in Penn State history

70-Point Plateau

- The Lady Lions are 10-4 when scoring 70 or more points this season, while PSU is 2-12 when being held to 69 points or less.
- Penn State is 10-4 when holding its opponents to 69 or less points, and the Lady Lions are 2-12 when their opponent scores 70-plus.

Battle of the Boards

- Penn State is 7-1 when out-rebounding its opponents this season, compared to its 5-15 record when rebounds are tied or in favor of the opponent.
- In PSU’s five Big Ten wins, the Lady Lions held a combined +0.4 rebound edge, compared to its -8.0 margin in the 12 Big Ten losses.

SCOUTING THE OPPOSITION

2018-19 NEBRASKA CORNHUSKERS

- Nebraska enters Saturday’s game in the middle of the jumbled Big Ten standings with an 8-9 conference mark and 13-15 overall record.
- The Huskers are one of eight Big Ten teams that are separated by just three games in the standings heading into the final weekend of the regular season.
- Nebraska is coming off its bye week and will be playing its first game since Feb. 25 when the Huskers dropped a 74-58 decision to Iowa.
- Hannah Whitish leads a balanced Husker attack with 10.3 points per game and a team-best 121 assists.

AGAINST THE HUSKERS

- The all-time series between Penn State and Nebraska is currently tied at 6-6, but the Huskers have won five of the last six matchups.
- The teams will be meeting for the first time since a 59-51 Nebraska win in last season’s matchup in Lincoln on Feb. 22, 2018.
- Penn State couldn’t overcome a 28 percent shooting night from the floor in the 59-51 road loss last season.
- Four Lady Lions finished in double figures, led by Amari Carter’s 14 points. Siyeh Frazier added 11, while Kamaria McDaniel and Teniya Page chipped in 10 apiece.
- Penn State won the last matchup between the two teams in the Bryce Jordan Center 86-69 during the 2016-17 season.

BY THE NUMBERS

	Penn State	Nebraska
Scoring Offense	67.9	72.2
Scoring Defense	70.4	69.8
Scoring Margin	-2.5	+2.4
Field Goal Pct.	39.3	42.5
Field Goal Pct. Defense	42.9	41.0
Free Throw Pct.	73.8	71.2
3FG Made Per Game	5.5	7.5
3FG Pct.	29.6	35.7
3FG Pct. Defense	34.6	33.0
Rebounding	35.6	37.9
Rebounding Allowed	39.2	37.8
Rebounding Margin	-3.6	+0.1
Assists	12.0	15.7
Steals	7.7	7.5
Turnovers	13.9	15.2

INSIDE THE SERIES

Overall:	Series tied, 6-6
Last Meeting:	Feb. 22, 2018 - Nebraska 59-51
Current Streak:	Nebraska, 1
Against Nebraska at Home:	3-2
Against Nebraska on the Road:	2-4
Neutral Locations Against Nebraska:	1-0
Last Five Meetings:	
Feb. 22, 2018 (Away)	Nebraska, 59-51
Jan. 19, 2017 (Home)	Penn State, 86-69
Feb. 2, 2016 (Away)	Nebraska, 87-69
Jan. 13, 2016 (Home)	Nebraska, 83-78
Jan. 15, 2015 (Away)	Nebraska, 73-45

Time Out For Reading

- This year the Big Ten women's basketball teams partnered with Reading Plus to help encourage and motivate students to read. For 12 weeks, elementary school students will get the chance to show off their reading skills while representing a Big Ten women's basketball team. The Lady Lions are paired up with the Young Scholars of Central PA. The goal is to show the connection between sports and reading and encourage students to enjoy them both.

This Is BIG

- Penn State enters its 27th season as a member of the Big Ten Conference and has enjoyed immense success since becoming a member of the storied conference in 1992-93.
- The Lady Lions own a winning record against nine of the 13 other Big Ten programs.
- The Lady Lions own an all-time mark of 273-174 in Big Ten play, with marks of 163-61 at home and 110-113 on the road.
- Penn State's eight regular-season championships since 1993-94 are tied for the most won by any Big Ten team during that span. Ohio State has also won eight regular-season titles during that span. The Lady Lions also own a pair of Big Ten Tournament titles, winning in 1995 and 1996.

Non-Conference Wrap Up

- The Lady Lions wrapped up non-conference action with a 7-4 record and won their last two non-conference games of the season.
- Four of those seven wins came in comeback fashion as Penn State erased at least a nine-point deficit to come back and win in its first four victories of the season.
- The most dominant win of the season came when the Lady Lions took down defending Patriot League Champion and 2018 NCAA Tournament competitor American 80-59 on Dec. 16 in the non-conference finale.

The Big 200

- Head Coach Coquese Washington picked up her 200th career win with PSU's 79-71 overtime victory against Princeton on Nov. 18.
- Over her 11-plus seasons on the Penn State sidelines, Washington has enjoyed three Big Ten regular-season championships and seven national postseason appearances, including four NCAA Tournament berths.
- Washington became the sixth active Big Ten women's basketball coach to earn 200-plus victories at their current institution.

Lady Lions On The Biggest Stage

- Three former Lady Lions suited up in the 2018 WNBA playoffs as Penn State's power was felt on the sport's biggest stage.
- Alex Bentley ('13) averaged 15.6 points per game in the WNBA Semifinals as her second-seeded Atlanta Dream team dropped a tight 3-2 series to the Washington Mystics.
- WNBA veteran Tanisha Wright ('05) suited up for the Minnesota Lynx in their first-round action at the Los Angeles Sparks. Maggie Lucas ('14) joined the Dallas Wings for the team's first-round playoff game at Phoenix.
- Under head coach Coquese Washington, Penn State has seen four pupils drafted - Bentley, Tyra Grant, Nikki Greene and Lucas - and three more sign free agent contracts - Ariel Edwards, Kam Gissendanner and Zhaque Gray.
- Overall, Penn State has seen 15 Lady Lions selected in the WNBA Draft, including seven picked in the first 20 selections of the event.

iHola España!

- Penn State enjoyed a once in a lifetime experience this summer when the Lady Lions embarked on a 10-day tour of Spain. It marked the first foreign tour for the Lady Lions since a 2012 trip to Italy and France.
- Penn State spent time in the famous cities of Madrid, Valencia and Barcelona, while also playing three exhibition games against foreign competition. The Lady Lions went 2-1 on the trip with wins over CD CREF Madrid (108-81) and the Valencia All-Stars (87-80) and a narrow 76-70 loss to reigning Slovenian/Adriatic League Champion ZKK Cinkarna Celje.

MEDIA INFORMATION

WASHINGTON AVAILABILITY

Coach Washington will be available at weekly media sessions, the next few of which are listed below. Interview requests outside of these availabilities should be arranged through Chelsea Vielhauer in the Strategic Communications office.

Pre-Big Ten Tournament Availability - Tuesday
March 5 - 10:45 AM - BJC Main Arena

PLAYER INTERVIEWS

All student-athlete interviews must be arranged through Chelsea Vielhauer at least 72 hours in advance. Players will generally be available on a weekly basis throughout the season, in conjunction with head coach Coquese Washington's weekly availability. Interviews will not be granted on game day prior to tip-off. Player phone numbers will not be released. Following games, requested Penn State student-athletes will be brought to the postgame media interview room. The Penn State locker room is closed.

CREDENTIALS

Single game and season press credentials are issued to accredited members of the working media only. Requests for credentials should be directed to Chelsea Vielhauer at least one week in advance of each game. Press credentials can be picked up at Media Will Call, which is located at the Media/Team entrance, on the south side of the Bryce Jordan Center, across from the Penn State Lacrosse Complex.

PHOTOGRAPHERS

A photo pass must be issued to gain access courtside in the Bryce Jordan Center. Please contact Chelsea Vielhauer one week in advance for photo passes. Courtside photographers must follow NCAA guidelines, which prohibit entry to the bench areas and the stands, and must remain seated at all times.

RADIO NETWORKS

The Penn State Sports Network originates from the first row of Booth C23 in the press area. Visiting radio stations are located on the first row of Booth C22 in the press area. Visiting radio is provided Ethernet, POTS and ISDN connections.

PRESS ROW SEATING

The press seating area is located atop section 122 and 123 of the Bryce Jordan Center. Please allow several minutes when taking the elevator to the press room or media seating areas.

GAME NOTES

Game notes will be provided at least 24 hours in advance of each game. Penn State, Big Ten and opposing team game notes will be available in the Media Room two hours prior to each game. If you would like to receive game notes via email, please contact Chelsea Vielhauer in the Strategic Communications office.

NATIONAL POLLS - WEEK 17

AP TOP 25

Rank	Team	Record	Pts.	Prev.
1.	Baylor (28)	25-1	700	1
2.	UConn	25-2	663	3
3.	Louisville	25-2	639	4
4.	Notre Dame	25-3	625	5
5.	Mississippi State	25-2	576	6
6.	Oregon	25-3	559	2
7.	Stanford	23-4	506	7
8.	Maryland	24-3	489	8
9.	Oregon State	23-5	486	12
10.	NC State	24-3	454	9
11.	Kentucky	23-5	368	16
12.	Iowa	21-6	367	10
13.	Marquette	23-5	356	11
14.	South Carolina	20-7	346	13
15.	Miami	23-6	320	14
16.	Gonzaga	25-3	308	15
17.	Syracuse	20-6	258	18
18.	Texas	21-6	241	19
19.	Texas A&M	20-6	179	21
20.	Iowa State	20-7	173	20
21.	Arizona State	18-8	106	17
22.	Florida State	21-6	97	22
23.	Drake	21-5	78	24
24.	Rice	23-3	67	25
25.	UCLA	17-11	40	RV

Receiving Votes: South Dakota (23), South Dakota State (22), BYU (8), DePaul (8), West Virginia (7), UCF (6), Kansas State (5), Clemson (4), FGCU (4), **Minnesota (4)**, **Rutgers (3)**, Missouri (2), Central Michigan (2), Miami (OH) (1)

USA TODAY COACHES POLL

Rank	Team	Record	Pts.	Prev.
1.	Baylor (31)	26-1	775	1
2.	UConn	25-2	740	2
3.	Louisville	25-2	703	4
4.	Notre Dame	26-3	682	4
5.	Mississippi State	25-2	645	6
6.	Oregon	25-3	625	3
7.	Stanford	23-4	573	7
8.	Oregon State	23-5	559	8
9.	Maryland	25-3	542	9
10.	NC State	24-3	473	12
11.	Iowa	22-6	417	10
12.	Marquette	23-5	403	11
13.	Kentucky	23-5	392	17
14.	Gonzaga	25-3	355	16
15.	South Carolina	20-7	345	13
	Miami	23-6	345	14
17.	Syracuse	20-7	244	18
18.	Texas A&M	21-6	216	22
19.	Texas	21-7	208	19
20.	Arizona State	18-8	175	15
21.	Florida State	21-6	174	20
22.	Iowa State	20-7	160	21
23.	Drake	21-5	117	24
24.	DePaul	21-7	49	RV
25.	South Dakota	24-4	38	23

Receiving Votes: Rice (37), UCLA (24), Missouri (11), UCF (11), **Rutgers (8)**, **Michigan State (7)**, South Dakota State (6), Utah (5), James Madison (3), New Mexico (3), Boise State (1), BYU (1)

*Bold denotes 2018-19 opponent

2018-19 AWARDS AND HONORS

Teniya Page

- **Final 10 Candidate for Ann Meyers Drysdale Shooting Guard of the Year Award**
- **Senior CLASS Award Final 30 Candidate**
- **Consensus Preseason All-Big Ten**

MISCELLANEOUS STATISTICS

Games Led Penn State in Scoring*

Page.....	18
Carter.....	3
McDaniel.....	3
Frazier.....	2
Smith.....	2
Wbo.....	1

Games Led Penn State in Rebounds*

Smith.....	13
Ebo.....	8
Frazier.....	3
Ortiz.....	3
Breen.....	1
Carter.....	1
McDaniel.....	1
Page.....	1

Games Led Penn State in Assists*

Page.....	16
Ortiz.....	8
Carter.....	7
Frazier.....	4
McDaniel.....	3

Games Double-Figure Scoring

Page.....	25
Frazier.....	18
Carter.....	13
McDaniel.....	13
Smith.....	11
Travascio-Green.....	5
Ebo.....	3
Ortiz.....	2

Games With 20 or more Points

Page.....	11
McDaniel.....	2

Games With 10 or more Rebounds

Smith.....	5
Ebo.....	3
Frazier.....	1

Games With 5 or more Assists

Page.....	5
Carter.....	3
Ortiz.....	3

Double-Doubles

Smith.....	5
Ebo.....	2
Frazier.....	1

*includes tied for team lead

PENN STATE WHEN...

LADY LIONS...

Played at home	9-8
Played on the road	3-8
Played at a neutral location	0-0
vs. Top 10 teams	0-2
vs. Top 25 teams	0-5
Games decided by 3 points or less	1-0
Games decided by 4-10 points	4-7
Games decided by 11-19 points	6-6
Games decided by 20 points or more	1-3
Led at the half	9-2
Trailed at the half	2-12
Was tied at the half	1-2
Went to overtime	1-1
Went to double overtime	0-0
Scored 90 or more points	0-0
Scored 80-89 points	3-0
Scored 70-79 points	7-4
Scored 60-69 points	2-8
Scored 50-59 points	0-3
Scored fewer than 50 points	0-1
Allowed 90 or more points	0-1
Allowed 80-89	0-4
Allowed 70-79	2-7
Allowed 60-69	6-3
Allowed 50-59	3-1
Allowed fewer than 50 points	1-0
Shot 50% or more	2-0
Shot 40-49%	7-5
Shot 30-39%	3-10
Shot under 30%	0-1
Allowed 50% or more	1-3
Allowed 40-49%	4-12
Allowed 30-39%	7-1
Allowed under 30%	0-0
Shot better from the field	9-2
Shot same/worse from the field	3-14
Shot better from the FT line	7-7
Shot same/worse from the FT line	5-9
Outrebounded opponents	7-1
Was outrebounded	4-14
Tied opponent in rebounding	1-1
Committed fewer turnovers	8-9
Committed more turnovers	3-6
Turnovers are even	1-1
Committed 15 or more turnovers	4-8
Committed 14 or less turnovers	5-8
Records 7 or more steals	9-10
Records 6 or less steals	3-6
PSU wins the tip	5-7
Opponent wins the tip	7-9

By Time		
Day Game (before 5 p.m. local)	7-8	
Night Game	5-7	
By Month		
November	4-3	
December	3-3	
January	3-4	
February	2-6	
March	0-0	
By Day		
Sunday	5-8	
Monday	0-1	
Tuesday	0-0	
Wednesday	2-3	
Thursday	4-3	
Friday	0-1	
Saturday	1-0	
Vs. The Conferences		
ACC	0-1	
America East	0-1	
Atlantic 10	2-1	
Atlantic Sun	1-0	
Big East	1-0	
Big Ten	5-12	
Ivy League	1-0	
PAC-12	0-1	
Patriot League	1-0	
Summit League	1-0	

BIG TEN STANDINGS

	Big Ten		Overall	
	W-L	Pct.	W-L	Pct.
Maryland	14-3	.824	25-3	.893
Iowa	13-4	.765	22-6	.786
Rutgers	12-5	.706	20-8	.714
Michigan	10-7	.588	19-10	.655
Ohio State	10-7	.588	14-12	.538
Michigan St.	9-8	.529	19-9	.679
Northwestern	9-8	.529	16-12	.571
Minnesota	8-9	.471	19-9	.679
Purdue	8-9	.471	17-13	.567
Nebraska	8-9	.471	13-15	.464
Indiana	7-10	.412	18-11	.621
Penn State	5-12	.294	12-16	.429
Wisconsin	4-13	.235	13-16	.448
Illinois	2-15	.118	10-18	.357



This Week Around the BIG

Saturday, March 2

Illinois at Maryland. 2 p.m.
 Nebraska at Penn State. 3 p.m.

Sunday, March 3

Purdue at Indiana. 12 p.m.
 Wisconsin at Michigan. 2 p.m.
 Rutgers at Ohio State. 2 p.m.
 Northwestern at Iowa. 4 p.m.
 Michigan State at Minnesota 4 p.m.

Big Ten Tournament

March 6-10
 Indianapolis, Ind.
 Bankers Life Fieldhouse

BIG Media Services

Big Ten Weekly Release/Statistics

The Big Ten Conference women's basketball release, with standings and statistics, is available at www.bigten.org.

Big Ten Player of the Week

The Big Ten Conference announced Players of the Week every Monday during the regular season.

Big Ten Tournament

The 2018 Big Ten Women's Basketball Tournament is scheduled for Feb. 28-March 4 at Bankers Life Fieldhouse in Indianapolis, Ind. For media credential information, contact the Big Ten Conference office at (847) 696-1010 ext. 146.

2018-19 Penn State Women's Basketball Roster

No.	Name	Class/Elg.	Pos.	Ht.		Hometown High School
1	Alisia Smith	So./So.	F	6-3	Lansing, Mich.	Waverly
2	Amari Carter	Sr./Jr.	G	5-8	Washington D.C.	St. John's College
3	Karisma Ortiz	Fr./Fr.	G	6-0	San Jose, Calif.	Archbishop Mitty
4	Siyeh Frazier	Jr./Jr.	G	5-9	Detroit, Mich.	Renaissance
5	Kamaria McDaniel	So./So.	G	5-10	Inkster, Mich.	Dearborn Heights Robichaud
11	Teniya Page	Sr./Sr.	G	5-7	Chicago, Ill.	Marian Catholic
12	Kayleigh Semion	Sr./Sr.	G	5-6	Dunmore, Pa.	Dunmore
22	Leah Knizner	Sr./Sr.	G	5-9	Greensburg, Pa.	Hempfield Area
31	Jaida Travascio-Green	Jr./Jr.	G	6-2	Lisle, Ill.	Downers Grove North
33	Lauren Ebo	Fr./Fr.	F	6-4	Washington D.C.	Riverdale Baptist
34	Sarah McMurtry	Sr./Sr.	G	5-6	Pittsburgh, Pa.	Upper St. Clair
43	Bexley Wallace	Fr./Fr.	F	6-3	Pickerington, Ohio	Pickerington Central

Head Coach: Coquese Washington (Notre Dame '92, Juris Doctorate Notre Dame '97), 12th season

Assistant Coach: Itoro Coleman (Clemson '00), 8th season

Assistant Coach: Tamika Jeter (Connecticut '02), 3rd season

Assistant Coach: Geoff Lanier (Southern Connecticut State '92), 1st season

Director of Basketball Operations: Ethan Gelfand (Wake Forest '06), 8th season

Director of Scouting and Technology Operations: Sean Sullivan (Iowa '15), 2nd season

Strategic Specialist: Jeanine Wasielewski (Northwestern '91), 2nd season

Director of Community Outreach: Miriam Powell (Gustavus Adolphus College '95), 3rd season

Athletic Trainer: Caren Walls (Penn State '04), 2nd season

Performance Enhancement Coach: Brad Pantall (Penn State '96), 13th season

PRONUNCIATIONS:

Amari Carter	Uh-mar-E	Kayleigh Semion	Simm-ee-in
Lauren Ebo	EE-bo	Alisia Smith	Uh-lee-see-uh
Siyeh Frazier	sigh-uh Frasier	Jaida Travascio-Green	jay-duh truh-VOSS-ee-o
Leah Knizner	KIZZ-ner	Coquese Washington	ko-KWEES
Kamaria McDaniel	Kuh-mar-E-uh	Itoro Coleman	E-tore-uh
Karisma Ortiz	Charisma	Tamika Jeter	Jet-ur
Teniya Page	tuh-NYE-uh	Geoff Lanier	Jeff Lan-ear



THE LAST TIME...

SCORING

Player scored 20 points: Kamaria McDaniel (20); at Illinois, 2/24/19
 Player scored 25 points: Teniya Page (27); Jacksonville, 12/2/18
 Player scored 30 points: Teniya Page (34); Stony Brook, 11/25/18
 Player scored 35 points: Teniya Page (38); vs. Illinois, 2/28/18
 Player scored 40 points: Kelly Mazzante (49); Minnesota, 12/28/01
 Two players w/ 20 points: Amari Carter (21) & Jaida Travascio-Green (20); at Wisconsin, 1/14/18
 Three players w/ 20 pts.: Spann (22), Moore (21), Mitchell (20); Wagner, 12/7/14
 Two players w/ 25 points: Teniya Page (27) & Brianna Banks (25); Northwestern, 12/31/15
 Player scored 25 points/3 consecutive games: Maggie Lucas
 32, at Indiana, 2/13/14; 25 Wisconsin, 2/16/14; 26, Northwestern, 2/20/14

Five in double figures: Providence, 11/8/18
 Amari Carter (15), Teniya Page (13), Alisia Smith (13), Kamaria McDaniel (12), Siyeh Frazier (10)
 Six in double figures: at Oakland, 11/18/10
 Alex Bentley (15), Ariel Edwards(16), Zhaque Gray (16), Maggie Lucas (13), Mia Nickson (10), Gizelle Studevent (10), Julia Trogele(10)
 Seven in double figures: at Oakland, 11/18/10
 Alex Bentley (15), Ariel Edwards (16), Zhaque Gray (16), Maggie Lucas (13), Mia Nickson (10), Gizelle Studevent (10), Julia Trogele(10)

PSU scored 50 points in a half: 50 (2nd); at Indiana, 12/31/18
 PSU scored 55 points in a half: 64 (1st); Saint Peter's, 11/13/16
 PSU scored 60 points in a half: 64 (1st); Saint Peter's, 11/13/16
 PSU scored 50 points in both halves: 55 (1st) & 62 (2nd); St. Francis (Pa.), 11/8/13
 PSU scored 55 points in both halves: 55 (1st) & 62 (2nd); St. Francis (Pa.), 11/8/13
 PSU scored fewer than 20 points in a half: 17 (1st); Virginia Tech, 3/23/17
 PSU scored fewer than 15 points in a half: 14 (1st); at Maryland, 2/23/14

PSU scored 100 points: 106; Saint Peter's, 11/13/16
 PSU scored 100 points in Big Ten game: 101; Illinois, 2/15/01
 PSU scored 100 points in a home game: 106; Saint Peter's, 11/13/16
 PSU scored fewer than 50 points in a game: 48; at Michigan State, 2/27/19
 PSU scored fewer than 50 points in a Big Ten game: 48; at Michigan State, 2/27/19
 PSU scored fewer than 40 points in a game: 34; at Maryland, 2/23/14

OPP scored 50 points in a half: 59; at Minnesota, 2/17/19
 OPP scored 100 points: 101; at Minnesota, 2/11/18
 OPP scored 100 points in Big Ten game: 101; at Minnesota, 2/11/18
 OPP scored fewer than 50 points in a game: 48; Illinois, 1/12/19
 OPP scored fewer than 50 points in a Big Ten game: 48; Illinois, 1/12/19
 OPP scored 40 or fewer points in a game: 40; Wisconsin, 1/17/13
 OPP scored 30 or fewer points in a game: 28; Virginia Tech, 12/6/11
 OPP scored 20 or fewer points in a game: 16; at Fairleigh Dickinson, 3/6/71

FIELD GOAL SHOOTING

Player made every shot from the field (min. 7): Amanda Brown (8-8); Michigan State, 1/25/07
 PSU shot 50% or better in a game: .528; at Illinois, 2/24/19
 PSU shot 55% or better in a game: .558; Fordham, 12/6/17
 PSU shot 50% or better in consecutive games: .500; vs. Purdue, 2/21/19 & .528 at Illinois, 2/24/19
 PSU shot 55% or better in consecutive games: .682; vs. Northwestern, 3/2/96 & .585; vs. Ohio State, 3/3/96
 PSU shot 60% in a game: .611; Illinois, 2/20/13
 PSU shot below 30% in a game: .292; #24 Cal, 11/11/18
 PSU shot below 25% in a game: .224; vs. Michigan State, 3/9/13
 PSU shot below 35% in a game and won: .288; Wake Forest, 11/30/17
 PSU shot below 30% in a game and won: .288; Wake Forest, 11/30/17
 PSU shot 70% in a half: .714 (2nd); Virginia Tech, 12/6/11
 PSU shot 65% in a half: .680 (2nd); at Georgetown, 12/8/13
 PSU shot 60% in a half: .625 (2nd); at Indiana, 12/31/18
 PSU shot 55% in a half: .625 (2nd); at Indiana, 12/31/18
 PSU shot 55% in both halves: .586 (1st) & .640 (2nd); Illinois, 2/20/13
 PSU shot below 25% in a half: .179 (1st); Rutgers, 1/27/19
 PSU shot below 20% in a half: .179 (1st); Rutgers, 1/27/19

THREE-POINT SHOOTING

Player made every shot from the field (min. 4): Kaliyah Mitchell (4-4); at Holy Cross, 12/7/16
 Player made 5 three-pointers in a game: Jaida Travascio-Green (5-10); at Illinois, 2/24/19
 Player made 6 three-pointers in a game: Jaida Travascio-Green (6); at Wisconsin, 1/14/18
 Player made 7 three-pointers in a game: Jaida Travascio-Green (7); Drexel, 11/12/17
 Player made 8 three-pointers in a game: Maggie Lucas (8); at Nebraska, 3/3/13
 Player made 4 three-pointers in a half: Jaida Travascio-Green (4, 1st); at Illinois, 2/24/19
 Player made 5 three-pointers in a half: Teniya Page (5, 2nd); Jacksonville, 12/2/18
 Player made 6 three-pointers in a half: Jaida Travascio-Green (6, 2nd); Drexel, 11/12/17
 Player attempted 10 three-pointers in a game: Jaida Travascio-Green (10); at Illinois, 2/24/19
 PSU made 10 three-pointers: 10, at Illinois, 2/24/19
 PSU did not make a three-pointer: at Maryland (0-5), 2/23/15
 PSU attempted 20 three-pointers: 23, at Illinois, 2/24/19
 PSU attempted 25 three-pointers: 25, at Minnesota, 2/17/19
 PSU attempted 30 three-pointers: 30, vs. Kansas State, 11/25/17
 PSU shot 60% 3FG (min. 5 att.): .636 (7-11); at Northwestern, 2/17/16

FREE THROW SHOOTING

Player made every shot from FT line (min. 10): Teniya Page (10-10); at Indiana, 12/31/18
 PSU shot 90% (min. 10 att.): .933 (14-15); at Minnesota, 2/17/19
 PSU shot below 50% (min. 10 att.): .333 (4-12); at Maryland, 2/23/15
 PSU made 30 free throws: 37; St. Francis (Pa.), 11/8/13
 PSU made fewer than five FTs: 3; at Wisconsin, 1/14/18
 PSU attempted 40 free throws: 40; USF, 12/21/19
 PSU attempted fewer than five FTs: 4; at Wisconsin, 1/10/16

REBOUNDS

Player had 15 rebounds: De'Janae Boykin (19); Drexel, 11/12/17
 Player had 20 rebounds: Nikki Greene (20); at Cal State Northridge, 11/24/12
 Two players w/ 10-plus rebounds: at American, 12/20/17; Teniya Page (13), Alisia Smith (10)
 Three players w/ 10-plus rebounds: Northwestern, 12/31/15; Candice Agee (13), Peyton Whitted (13), Kaliyah Mitchell (11)
 PSU had 60 rebounds: 62; Northwestern, 12/31/15
 PSU had 50 rebounds: 52; Drexel, 11/12/17
 PSU had 20 or fewer rebounds: 20; at Purdue, 1/28/18
 PSU had 25 offensive rebounds: 25; vs. Minnesota, 3/2/17
 PSU had 20 offensive rebounds: 20; Michigan, 2/10/19
 OPP had 20 or fewer rebounds: 20; at Indiana, 2/13/11

BLOCKED SHOTS

Player blocked 5 shots: Jaylen Williams (6); vs. Michigan, 3/1/18
 Player blocked 6 shots: Jaylen Williams (6); vs. Michigan, 3/1/18
 Player blocked 7 shots: Talia East (7); Purdue, 1/12/14
 PSU blocked 10 shots: 15, Jacksonville, 12/2/18
 PSU blocked 0 shots: vs. Purdue, 2/21/19

ASSISTS

Player had 10 assists: Dara Taylor (10); Minnesota, 1/26/14
 Player had 15 assists: Alex Bentley (15); North Carolina, 11/30/11
 Player had 10 assists/consecutive games: Helen Darling
 at LaSalle, 12/8/99 (12), vs. Auburn, 12/11/99 (11), vs. Clemson, 12/19/99 (10)
 PSU has 20 assists: 22; American, 12/16/18
 PSU had 25 assists: 28; Saint Peter's, 11/13/16
 PSU had 30 assists: 32; St. Francis (Pa.), 12/2/99
 PSU had fewer than 10 assists: 9; Michigan, 2/10/19
 PSU had fewer than 5 assists: 4; at St. Bonaventure, 12/12/15

STEALS

Player had 7 steals: Siyeh Frazier (8); Siena, 11/10/17
 Player had 8 steals: Siyeh Frazier (8); Siena, 11/10/17
 PSU had 20 steals: 21; Bucknell, 12/28/10

TURNOVERS

PSU committed 20 or more: 21; at Indiana, 12/31/18
 PSU committed 30 or more: 38; Rutgers, 1/10/15
 PSU committed 20 or more and won: 21; Princeton, 11/18/18
 PSU committed 10 or fewer: 9; at Minnesota, 2/17/19
 PSU committed 5 or fewer: 5; American, 12/16/18
 PSU committed 10 or fewer in consecutive games: Ohio State (8), 2/6/19; Michigan (7), 2/10/19
 PSU committed 10 or fewer in three-straight games: Wisconsin (6), 1/16/17; Nebraska (10), 1/19/17; at Indiana (10), 1/23/17
 OPP committed 25 or more: 25; Siena, 11/10/17

DOUBLE-DOUBLES

Points & rebounds: Lauren Ebo (13 p, 11 r); at Michigan State, 2/27/19
 Points & rebounds/consecutive games: Alisia Smith
 at Rutgers, 1/6/19 (15 p, 10 r), Illinois, 1/12/19 (14 p, 11 r)
 Points & rebounds/3 consecutive games: Amanda Brown
 at Northwestern, 2/11/07 (19 p, 17 r), Minnesota, 2/15/07 (14 p, 10 r), at Iowa, 2/18/07 (14 p, 11 r)
 Points & rebounds/4 consecutive games: Angie Potthoff
 vs. Northwestern, 1/31/97; at Illinois, 2/2/97; Michigan, 2/7/97; Indiana, 2/9/97; Iowa, 2/16/97;
 Michigan State, 2/21/97
 Points & rebounds/5 consecutive games: Angie Potthoff
 vs. Northwestern, 1/31/97; at Illinois, 2/2/97; Michigan, 2/7/97; Indiana, 2/9/97; Iowa, 2/16/97;
 Michigan State, 2/21/97
 Points & assists: Dara Taylor (15 p, 10 a); Minnesota, 1/26/14
 Points & assists/consecutive games: Helen Darling
 at La Salle, 12/8/99 (12 p, 12 a), vs. Auburn, 12/11/99 (10 p, 11 a)
 Two players had double-doubles: at American, 12/20/17
 Teniya Page (19 p, 13 r), Alisia Smith (10 p, 10 r)
 Three players had double-doubles: Ohio State, 2/20/12
 Nikki Greene (25 p, 15 r), Mia Nickson (18 p, 15 r), Maggie Lucas (13 p, 10 r)
 15 points & 15 rebounds: Peyton Whitted (17 p, 16 r); at Tennessee, 11/18/15
 20 points and 10 rebounds: Peyton Whitted (22 p, 11 r); Holy Cross, 11/13/15

THE LAST TIME...

MARGIN OF VICTORY

PSU won by 20-30 points: American (21), 12/16/18
 PSU won by 31-40 points: Manhattan (32), 12/3/17
 PSU won by 41-50 points: Saint Peter's (56), 11/3/16
 PSU won by 51+ points: Saint Peter's (56), 11/3/16

PSU won by 20-29 points in a Big Ten game: Ohio State (20), 2/9/14
 PSU won by 30-39 points in a Big Ten game: Wisconsin (30), 1/16/17
 PSU won by 40+ points in a Big Ten game: Wisconsin (44), 1/17/13
 PSU won consecutive Big Ten games by 20+ pts.:
 Wisconsin (44), 1/17/13; Nebraska (22), 1/13/13; at Michigan State (21), 1/6/13

PSU lost by 20-29 points: Iowa (20), 2/3/19
 PSU lost by 30+ points: at Minnesota (30), 2/17/19
 PSU lost by 20-29 points in a Big Ten game: Iowa (20), 2/3/19
 PSU lost by 30+ points in a Big Ten game: at Minnesota (30), 2/17/19

MISCELLANEOUS

Led PSU in points/rebounds/assists: Siyeh Frazier (18 pts., 9 rebs., 4 assts.); vs. Purdue, 2/21/19
 Scored game-winning points w/ less than 10 seconds: Sam Breen; Providence, 11/8/18
 Tied 72-72; Hit 2-of-2 FTs with 0.4 seconds remaining: Julia Trogele; at Illinois, 1/27/11
 Hit game-winning field goal w/ less than 10 seconds: Tied 65-65; Layup w/ :09.1 remaining: Teniya Page (40); at Rutgers, 1/6/19
 Teniya Page (42); Ohio State, 1/17/19
 Player played every minute: Minnesota (6), 1/10/18
 Player played more than 40 minutes: at Indiana (33), 12/31/18
 Committed 10 or fewer fouls: North Dakota, 11/21/18
 Committed 30 or more fouls: Down 11 at 4:49 in 4th quarter -- won 75-68
 PSU rallied from a 10-pt. deficit to win: Providence, 11/8/18
 PSU rallied from a 15-pt. deficit to win: Down 15 at 2:30 in 3rd quarter -- won 74-72
 Ohio State, 1/17/19
 OPP rallied from a 10-pt. deficit to beat PSU: PSU led by 18 at 7:01 in 4th quarter -- Ohio State won, 76-71 (OT)
 Ohio State, 1/17/19
 OPP rallied from a 15-pt. deficit to beat PSU: Ohio State, 1/17/19
 PSU led by 18 at 7:01 in 4th quarter -- Ohio State won, 76-71 (OT)
 PSU had a 5-game winning streak: 11/10/17-11/20/17 (Five Games)
 PSU had a 10-game winning streak: 12/9/12 - 1/27/13 (11 Games)
 PSU had a 5-game losing streak: 1/27/19-2/17/19 (Six Games)
 PSU went undefeated at home: 14-0; 2012-13 season
 PSU sold out the BJC: Purdue, 2/29/04

CAREER RECORD WATCH

CAREER SCORING (GAMES)

1.	2,919	Kelly Mazzante (133), 2001-04
2.	2,510	Maggie Lucas (132), 2011-14
3.	2,253	Susan Robinson (122), 1989-92
4.	2,072	Teniya Page (114), 2015-present
5.	2,044	Tyra Grant (122), 2006-10
6.	2,026	Kahadeejah Herbert (126), 1981-85
7.	1,995	Tanisha Wright (134), 2001-05
8.	1,897	Suzie McConnell (128), 1984-88
9.	1,789	Alex Bentley (131), 2009-13
10.	1,725	Angie Potthoff (111), 1992-97

CAREER FIELD GOALS MADE

1.	1,051	Kelly Mazzante (133), 2001-04
2.	866	Susan Robinson (122), 1989-92
3.	799	Maggie Lucas (132), 2011-14
--	--	--
7.	725	Alex Bentley (131), 2010-13
8.	709	Angie Potthoff (111), 1993-97
9.	687	Tyra Grant (122), 2007-10
10.	685	Teniya Page (114), 2015-present
11.	668	Jen Bednarek (102), 1977-80
12.	660	Andrea Garner (126), 1996-00
13.	598	Vicki Link (123), 1983-87

CAREER FREE THROWS MADE

1.	547	Maggie Lucas (132), 2011-14
2.	527	Teniya Page (114), 2015-present
3.	512	Kahadeejah Herbert (126), 1982-85
4.	491	Tyra Grant (122), 2007-10
5.	487	Susan Robinson (122), 1989-92

CAREER SCORING AVERAGE (MIN. 50 GAMES)

1.	21.9	Kelly Mazzante (133), 2001-04
2.	19.0	Maggie Lucas (132), 2011-14
3.	18.5	Susan Robinson (122), 1989-92
4.	18.2	Teniya Page (114), 2015-present
5.	17.4	Carol Walderman (74), 1981-83
6.	16.8	Tyra Grant (122), 2007-10
7.	16.1	Kahadeejah Herbert (126), 1982-85
8.	15.5	Angie Potthoff (111), 1993-97
9.	14.9	Tanisha Wright (134), 2002-05
10.	14.8	Suzie McConnell (128), 1985-88
--	--	--
25.	11.0	Jess Strom (133), 2002-05
26.	10.7	Sue Martin (106), 1977-80
	10.7	Kathy Phillips (121), 1989-92
27.	10.6	Amari Carter (90), 2015-present

CAREER ASSISTS

1.	1,307	Suzie McConnell (128), 1984-88
2.	826	Tina Nicholson (124), 1993-96
3.	791	Helen Darling (126), 1997-2000
--	--	--
10.	484	Tanisha Wright (134), 2002-05
11.	411	Tanya Garner (117), 1988-91
12.	409	Teniya Page (114), 2015-present
12.	379	Corinne Gulas (63), 1980-81
14.	323	Tiffany Longworth (122), 1994-97
15.	318	Carol Walderman (74), 1981-83
16.	312	Amari Carter (90), 2015-present
17.	286	Maggie Lucas (132), 2011-14
18.	277	Joanie O'Brien (117), 1983-86
19.	263	Lisa Sheperd (128), 1998-01
20.	262	Dara Taylor (64), 2013-14

CAREER THREE-POINT FIELD GOALS MADE

1.	365	Maggie Lucas (132), 2011-14
2.	357	Kelly Mazzante (133), 2001-04
3.	230	Lisa Shepherd (128), 1998-2001
4.	191	Jess Strom (133), 2002-05
5.	179	Tyra Grant (122), 2007-10
6.	175	Teniya Page (114), 2015-present
	175	Tiffany Longworth (122), 1994-97
8.	149	Zhaque Gray (126), 2009-12
9.	146	J. Travascio-Green (78), 2016-present
10.	143	Lindsey Spann (89), 2015-17
11.	124	Tina Nicholson (124), 1993-96
12.	120	Brianne O'Rourke (120), 2006-09
13.	118	Tanya Garner (114), 1988-91
14.	117	Jess Brungo (133), 2001-04
15.	115	Chrissy Falcone (93), 1998-2000
16.	113	Lynn Dougherty (118), 1989-92
17.	112	Amari Carter (90), 2015-present
18.	97	Dana Eikenberg (122), 1989-92
19.	87	Alex Bentley (131), 2010-13
20.	85	Adrienne Squire (63), 2005-07

COQUESE WASHINGTON

Head Coach - 12th Season

Overall Record: 209-167

7 National Postseason Tournament Appearances in 11 Years

Upon arriving on the University Park campus as the fifth head coach in Penn State women's history - and first female African-American head coach in Penn State history - Coquese Washington quickly returned the program to national prominence with her up-tempo, aggressive style of play. Entering her 12th season on the sideline in Happy Valley, her passion for creating a winning culture, predicated on innovative coaching techniques, tireless recruiting, cultivating meaningful relationships with student-athletes and an unmatched enthusiasm for teaching the game she loves, Washington is in the conversation as one of the nation's top head coaches.

Washington has seen success at every level of basketball and in every role she has filled on the sidelines. She became the first player at Flint Central High School to earn a starting position all four seasons and helped her squad to the program's first Saginaw Valley League and district championships, while earning all-state honors on two occasions.

She went on to earn four varsity letters at the University of Notre Dame, leading the team in steals four times and assists on three occasions, before moving on to professional basketball where she was a member of the 2000 WNBA Champion Houston Comets squad.

On the sidelines, she has appeared in the postseason 15 times, with 12 of those being NCAA Tournament appearances. She helped the Lady Lions to four-straight berths in the NCAA Tournament - including a pair of Sweet Sixteen appearances - and was an assistant coach on Notre Dame's 2001 NCAA National Championship team. Her three-straight Big Ten Championships make her one of just four coaches in Big Ten history with three-or-more consecutive Big Ten regular-season championships (Jim Foster, Ohio State; C. Vivian Stringer, Iowa & Tara VanDerveer, Ohio State), taking home outright crowns in 2012 and 2013, while sharing the 2014 title.

Growing the Game

Washington is currently serving on the WBCA Board of Directors and held the role of President from 2015-17 with the organization that is tasked with solving issues, preserving the history and growing the game of women's basketball. She was also the Vice President/President-Elect from 2013-15.

Her service to the game also includes time with USA Basketball, the Kay Yow Cancer Fund and the NCAA Women's Basketball Issues Committee. She won a gold medal with Team USA in Kazan, Russia at the 2013 World University Games and served on the USA Basketball Women's Junior National Committee from 2009-12. Her work with the Kay Yow Cancer Fund Board of Directors ran from 2012-15 and she served five years on the NCAA Women's Basketball Issues Committee.

Of her many accomplishments, Washington was the founding President of the WNBA Players Association in 1999 and was a primary force in negotiating the association's first two collective bargaining agreements.

Dancing Shoes

In 19 years as a collegiate coach, Washington has laced up her dancing shoes and headed to the postseason on 15 occasions, including 12 trips to the NCAA Tournament. While coaching the Blue and White, Washington has guided the program to four NCAA Tournament berths and three appearances in the WNIT.

From 2011-14, the Lady Lions advanced to the NCAA Tournament each season, reaching at least the second round on all four occasions. The 2012 and 2014 squads moved on to the Sweet Sixteen with a pair of postseason wins, before falling to top-five ranked opponents.

The 2017-18 and 2016-17 squads made a pair of WNIT appearances, with the 16-17 squad advancing to the third round.



Trophies & All-Americans

Washington's competitive side shines brightest on the biggest stages and that is a trait that her teams have taken on during her tenure on the University Park campus, as well. Washington's teams have advanced out of the first round of the NCAA Tournament in all four trips, while earning berths to the Sweet Sixteen twice.

From 2012-14, the Lady Lions claimed three-straight Big Ten regular-season titles, making them one of just four teams in conference history to win three-or-more regular season crowns in a row. Washington's squads took the title outright in 2012 and 2013, while sharing the crown in 2014.

Washington is a three-time Big Ten Coach of the Year (2012, 2013 & 2014), a two-time WBCA Region Six Coach of the Year (2012 & 2013) and a two-time finalist for WBCA National Coach of the Year (2012 & 2013). She was also selected as the 2011 and 2014 Black Coaches Association (BCA) Female Coach of the Year.

BIG Things Happening

In 11 seasons on the sideline, Washington has seen 17 players earn All-Big Ten laurels on 30 occasions, along with three each earning Big Ten All-Freshman Team and Big Ten All-Defensive Team honors. Among the All-Big Ten honorees, five of Washington's pupils account for 11 first team selections and Penn State has seen multiple players earn all-conference in 10 of her 11 seasons on the sideline.

Play to Your Strengths

Washington’s style of play lends itself to being up-tempo and high scoring, which has enabled the program to rise to new heights and return to the national spotlight. As a member of the Big Ten Conference, her teams are playing one of the toughest conference slates in the country, but that doesn’t stop Washington from scheduling key non-conference games against the nation’s best teams – home and on the road.

In each of Washington’s first six years, Penn State improved its Big Ten win total and the Lady Lions posted three consecutive 25-win seasons, joining the 1993-94, 1994-95 and 1995-96 squads as the only teams in program history to accomplish the feat.

During Washington’s first 11 seasons, Penn State has toppled ranked opponents in nine of those seasons; winning multiple games against ranked foes during eight of those campaigns.

Double Domer

Washington was a four-year starting point guard for Notre Dame under Muffet McGraw and was the team captain on Notre Dame’s first-ever NCAA Tournament team. She was a two-time All-Midwestern Collegiate Conference (MCC) selection and led the Irish to three MCC Tournament titles. Washington led the team in steals in each of her four seasons and was top on the squad in assists three times.

Washington is first on UND’s all-time steals per game list (2.7), third in career steals (307) and sixth in assists (554).

The epitome of a student-athlete, Washington graduated from Notre Dame in 1992, a full year ahead of schedule, with a bachelor’s degree in history. She went on to attain “Double Domer” status in 1997 after earning her Juris Doctorate from the Notre Dame Law School.

The Consummate Professional

Washington juggled finishing her law degree with the start of her professional basketball career, returning to the hardwood as a professional in 1997-98 with the ABL’s Portland Power before spending a two-year stint with the WNBA’s New York Liberty (1998-99) and playing in the WNBA Finals in 1999.

Moving to Houston in 2000, Washington played an instrumental role in leading the Comets to the WNBA title. Her solid season in 2001 with the Comets for Hall of Fame coach Van Chancellor, saw her finish ninth in the WNBA in assists and fourth in steals as Houston earned its fifth consecutive playoff berth. Washington started the 2002 campaign in Houston before being traded to the Indiana Fever at the midway point of the season. Washington guided the Fever to their first-ever playoff berth, helping her become the first player in WNBA history to lead three different teams to the postseason. She retired from the WNBA in 2003 as a member of the Fever.

Utilizing her law degree, Washington was a central figure in helping create the WNBA Players Association (WNBPA), serving as the founding president of the WNBPA from 1999 until 2001. She also served as the Executive Vice President of the WNBPA from 2001 until her retirement in 2003.

Serving the Community

Be it on the hardwood, on the golf course, or out on a speaking engagement, Washington is among the most active Penn State coaches in the community. Her annual efforts include Coquese’s Drive for the Centre County Women’s Resource Center, championing the fight against breast cancer for the Penn State Play4Kay game and supporting her team during their many hours of giving back to the Centre region.

The Personal Side

Washington and her husband, Raynell Brown, have a son, Quenton (13), and a daughter, Rhaiyna (9). Raynell is an Adjunct Professor of Law at Penn State Law School and is a former partner at Hicks & Brown Sports Agency, where he represented athletes in the NFL, FIBA, NBA and WNBA. They reside in Port Matilda.

THE RESUME

COACHING RESUME

- 2007-pres. - Head Coach, Penn State University
- 2017-pres. - Past President, WBCA Executive Committee
- 2015-17 - President, WBCA Executive Committee
- 2013-15 - VP/President-Elect, WBCA Executive Committee
- 2013 - Assistant Coach, USA Basketball World University Games
- 2012-15 - Kay Yow Cancer Fund Board of Directors
- 2011-15 - NCAA Women’s Basketball Issues Committee
- 2010-13 - Treasurer, WBCA Executive Committee
- 2008-pres. - WBCA Board of Directors
- 2009-12 - USA Basketball Women’s Junior National Team Committee
- 2005-07 - Associate Head Coach, University of Notre Dame
- 1999-05 - Assistant Coach, University of Notre Dame

PLAYING EXPERIENCE

- 2002-03 - WNBA’s Indiana Fever
- 2000-02 - WNBA’s Houston Comets
- 1998-99 - WNBA’s New York Liberty
- 1997-98 - ABL’s Portland Power
- 1989-93 - University of Notre Dame

EDUCATION

- Notre Dame ’92 (B.A. History)
- Notre Dame Law School ’97 (Juris Doctorate)

AWARDS

- 2012, 2013, 2014 Big Ten Coach of the Year
- 2012, 2013 WBCA Region 6 Coach of the Year
- 2012, 2013 WBCA National Coach of the Year Finalist
- 2011, 2013 BCA Female Coach of the Year
- 2009 Greater Flint Hall of Fame Inductee
- 2008 WBCA “Rising Star” Award Winner

NOTABLE

- Helped guide Notre Dame to the 2001 NCAA Championship.
- Notre Dame had four Sweet Sixteen appearances and eight NCAA Tournament berths during Washington’s tenure.
- Point guard for the 2000 WNBA Champion Houston Comets.
- Founding President, WNBA Players Association, 1999-01.
- Actively negotiated collective bargaining agreements for the WNBPA, establishing two deals.
- Two-time team captain as a player at Notre Dame.

FAMILY

- Husband: Raynell Brown
- Children: Quenton (13), Rhaiyna (9)

1 Alisia SMITH

So./So. • Forward • 6-3
Lansing, Mich./Waverly
Criminology



CAREER STATS

Season	gp-gs	min/avg	Total		3-Point		F-Throws			Rebounds				Scoring						
			fg-fga	pct	fg-fga	pct	ft-fga	pct	off	def	tot	avg	pf	fo	ast	to	blk	stl	pts	avg
2017-18	32-5	453/14.2	55-99	.556	0-0	.000	56-70	.800	58	62	120	3.8	71	1	11	47	13	6	166	5.2
2018-19	23-23	604/26.3	77-168	.458	0-0	.000	64-87	.736	76	87	163	7.1	67	3	9	45	25	24	218	9.5
TOTAL	55-28	1057/19.2	132-267	.494	0-0	.000	120-157	.764	134	149	283	5.1	138	4	20	92	38	30	384	7.0

2018-19 GAME-BY-GAME STATS

Opponent	Date	qs	min	fg-fga	pct	3fg-fga	pct	ft-fga	pct	off	def	tot	avg	pf	a	t/o	blk	stl	pts	avg	
PROVIDENCE	11/08/18	*	21	4-6	.667	0-0	.000	5-6	.833	3	4	7	7.0	5	0	4	2	0	13	13.0	
#24 CALIFORNIA	11/11/18	*	26	3-9	.333	0-0	.000	4-5	.800	6	5	11	9.0	3	0	4	3	4	10	11.5	
at Fordham	11/14/18	*	28	7-10	.700	0-0	.000	2-2	1.000	4	4	8	8.7	3	1	1	2	0	16	13.0	
PRINCETON	11/18/18	*	35	3-7	.429	0-0	.000	10-10	1.000	3	8	11	9.3	3	1	5	2	3	16	13.8	
NORTH DAKOTA	11/21/18	*	31	7-9	.778	0-0	.000	3-4	.750	5	3	8	9.0	4	0	3	0	1	17	14.4	
STONY BROOK	11/25/18	*	28	0-3	.000	0-0	.000	4-4	1.000	0	4	4	8.2	2	1	2	0	1	4	12.7	
JACKSONVILLE	12/2/18	*	26	4-11	.364	0-0	.000	3-4	.750	5	9	14	9.0	4	2	2	2	4	11	12.4	
DUQUESNE	12/5/18	*	30	2-6	.333	0-0	.000	0-0	.000	4	3	7	8.8	1	0	2	2	1	4	11.4	
ST. BONAVENTURE	12/9/18	*	17	2-7	.286	0-0	.000	0-0	.000	0	2	2	8.0	5	0	2	1	0	4	10.6	
AMERICAN	12/16/18	*	21	7-8	.875	0-0	.000	0-2	.000	3	2	5	7.7	0	1	0	0	1	14	10.9	
#4 MARYLAND	12/28/18	*	28	0-6	.000	0-0	.000	2-6	.333	2	2	4	7.4	3	0	4	0	0	2	10.1	
at Indiana	12/31/18	*	23	5-8	.625	0-0	.000	5-5	1.000	3	3	6	7.3	3	0	3	1	0	15	10.5	
WISCONSIN	1/3/19	*	27	1-10	.100	0-0	.000	3-5	.600	3	5	8	7.3	4	0	2	0	1	5	10.1	
at Rutgers	01/06/19	*	36	4-9	.444	0-0	.000	7-9	.778	4	6	10	7.5	3	0	2	0	1	15	10.4	
ILLINOIS	1/12/19	*	31	6-8	.750	0-0	.000	2-2	1.000	5	6	11	7.7	1	1	1	1	2	14	10.7	
OHIO STATE	1/17/19	*	29	0-1	.000	0-0	.000	3-4	.750	0	0	0	7.3	3	0	1	1	0	3	10.2	
at Maryland	01/20/19		36	4-9	.444	0-0	.000	1-2	.500	5	4	9	7.4	2	0	1	1	0	9	10.1	
at Wisconsin	01/24/19	*	22	2-4	.500	0-0	.000	1-3	.333	4	4	8	7.4	5	1	1	2	0	5	9.8	
#14/18 RUTGERS	1/27/19	*	20	1-3	.333	0-0	.000	4-6	.667	3	5	8	7.4	3	0	2	0	2	6	9.6	
#13/12 IOWA	2/3/19	*	31	7-14	.500	0-0	.000	1-2	.500	3	4	7	7.4	1	0	1	1	2	15	9.9	
at Ohio State	02/06/19	*	26	3-10	.300	0-0	.000	1-2	.500	6	1	7	7.4	2	1	0	1	1	7	9.8	
MICHIGAN	2/10/19	*	21	3-7	.429	0-0	.000	3-4	.750	5	1	6	7.3	4	0	2	0	2	9	9.7	
at Northwestern	02/14/19	*	11	2-3	.667	0-0	.000	0-0	.000	0	2	2	7.1	3	0	0	1	0	4	9.5	
Totals			22	604	77-168	.458	0-0	.000	64-87	.736	76	87	163	7.1	67	9	45	25	24	218	9.5

SEASON/CAREER HIGHS

Points	
Season	17 vs. N. Dakota (11/21/18)
Career	17 vs. N. Dakota (11/21/18)
Big Ten	15 - 3 times
Rebounds	
Season	14 v. Jacksonville (12/2/18)
Career	14 v. Jacksonville (12/2/18)
Big Ten	11 vs. Illinois (1/12/19)
Assists	
Season	2 v. Jacksonville (12/2/18)
Career	2 - 2 times
Big Ten	1 - 8 times
Steals	
Season	4 - 2 times
Career	4 - 2 times
Big Ten	2 - 4 times
Blocks	
Season	3 vs. Cal (11/11/18)
Career	3 - 3 times
Big Ten	3 vs. NWestern (2/14/18)
Field Goals Made	
Season	7 - 4 times
Career	7 - 4 times
Big Ten	7 vs. Iowa (2/3/19)
3-Point Field Goals Made	
Season	n/a
Career	n/a
Big Ten	n/a
Free Throws Made	
Season	10 vs. Princeton (11/18/18)
Career	10 vs. Princeton (11/18/18)
Big Ten	7 at Rutgers (1/6/19)
Minutes	
Season	36 - 2 times
Career	36 - 2 times
Big Ten	36 - 2 times

2018-19 NOTES

- Made a career high-tying seven field goals en route to 15 points and 7 rebounds against Iowa (2/3).
- Notched her second-straight double-double with team-best marks of 14 points and 11 rebounds in a big win over Illinois (1/12).
- Registered her first career Big Ten double-double with 15 points and 10 rebounds at Rutgers (1/6), while playing a career-best 36 minutes.
- Recorded a Big Ten career-best 15 points at Indiana (12/31).
- Shot 7-for-8 from the floor to tally 14 points in a win over American (12/16).
- Registered her third double-double of the season with 11 points and a career-best 14 rebounds in a win over Jacksonville (12/2).
- Put up a career-best 17 points while shooting 7-for-9 from the field in a comeback win over North Dakota (11/21).
- Went 10-for-10 from the charity stripe en route to 16 points and 11 rebounds to help Penn State to a 79-71 comeback OT win over Princeton (11/18).
- Scored 16 points to go along with 8 rebounds in a road win at Fordham (11/14).
- Notched career highs in rebounds (11) and steals (4) to go along with 10 points and 3 blocks in a strong all-around effort against #24 Cal (11/11).
- Contributed 13 points and a team high-tying 7 rebounds in PSU's 74-72 come-from-behind win over Providence (11/8).

2 Amari CARTER

Sr./Jr. • Guard • 5-8
Washington D.C./St. John's College HS
Labor & Employment Relations



AWARDS AND HONORS

- 2017-18 All-Big Ten Second Team (coaches)
- 2017-18 All-Big Ten Honorable Mention (media)
- 2017-18 Big Ten Sportsmanship Award

CAREER STATS

Season	gp-gs	min/avg	Total		3-Point		F-Throws			Rebounds				Scoring						
			fg-fga	pct	fg-fga	pct	ft-fa	pct	off	def	tot	avg	pf	fo	ast	to	blk	stl	pts	avg
2015-16	1-0	5/5.0	1-2	.500	1-2	.500	0-0	.000	1	0	1	1.0	0	0	0	0	0	0	3	3.0
2016-17	32-32	937/29.3	100-280	.357	24-81	.296	28-45	.622	24	75	99	3.1	56	0	134	49	6	37	252	7.9
2017-18	32-32	1142/35.7	168-446	.377	47-146	.322	70-87	.805	23	92	115	3.6	45	1	116	55	10	84	453	14.2
2018-19	25-24	842/33.7	91-262	.347	40-119	.336	27-32	.844	12	65	77	3.1	46	1	62	37	8	41	249	10.0
TOTAL	90-88	2926/32.5	360-990	.364	112-348	.322	125-164	.762	60	232	292	3.2	147	2	312	141	24	162	957	10.6

SEASON/CAREER HIGHS

Points	18 - 2 times
Season	18 - 2 times
Career	26 vs. Indiana (1/3/18)
Big Ten	26 vs. Indiana (1/3/18)
Rebounds	9 vs. Ohio State (1/17/19)
Season	9 vs. Ohio State (1/17/19)
Career	9 - 2 times
Big Ten	9 - 2 times
Assists	6 - 2 times
Season	6 - 2 times
Career	9 - 2 times
Big Ten	8 - 2 times
Steals	5 vs. Iowa (2/3/19)
Season	5 vs. Iowa (2/3/19)
Career	5 - 4 times
Big Ten	5 - 3 times
Blocks	1 - 8 times
Season	1 - 8 times
Career	2 - 3 times
Big Ten	2 - 3 times
Field Goals Made	7 vs. Purdue (2/21/19)
Season	7 vs. Purdue (2/21/19)
Career	11 at Maryland (1/11/17)
Big Ten	11 at Maryland (1/11/17)
3-Point Field Goals Made	4 - 2 times
Season	4 - 2 times
Career	5 at Wisconsin (1/14/18)
Big Ten	5 at Wisconsin (1/14/18)
Free Throws Made	6 vs. N. Dakota (11/21/18)
Season	6 vs. N. Dakota (11/21/18)
Career	7 vs. CCSU (11/20/17)
Big Ten	6 at Michigan (12/28/17)
Minutes	42 vs. Princeton (11/18/18)
Season	42 vs. Princeton (11/18/18)
Career	43 vs. Radford (3/15/18)
Big Ten	39 - 3 times

2018-19 GAME-BY-GAME STATS

Opponent	Date	gs	min	fg-fga	pct	3fg-fga	pct	ft-fa	pct	off	def	tot	avg	pf	a	t/o	blk	stl	pts	avg
PROVIDENCE	11/08/18	*	32	6-13	.462	3-6	.500	0-0	.000	1	4	5	5.0	1	1	3	0	3	15	15.0
#24 CALIFORNIA	11/11/18	*	31	2-10	.200	1-4	.250	0-0	.000	1	3	4	4.5	2	4	1	0	0	5	10.0
at Fordham	11/14/18	*	33	1-8	.125	1-4	.250	2-2	1.000	0	5	5	4.7	2	3	1	1	0	5	8.3
PRINCETON	11/18/18	*	42	6-13	.462	4-8	.500	1-1	1.000	1	4	5	4.8	5	2	4	1	1	17	10.5
NORTH DAKOTA	11/21/18	*	38	3-8	.375	1-3	.333	6-6	1.000	1	2	4.2	0	5	0	0	3	13	11.0	
STONY BROOK	11/25/18	*	1	0-0	.000	0-0	.000	0-0	.000	0	0	0	3.5	0	0	0	0	0	0	9.2
ST. BONAVENTURE	12/9/18		27	4-8	.500	4-6	.667	0-0	.000	1	2	3	3.4	2	3	1	0	0	12	9.6
AMERICAN	12/16/18	*	38	6-12	.500	2-6	.333	4-4	1.000	0	4	4	3.5	1	6	0	1	3	18	10.6
#4 MARYLAND	12/28/18	*	34	2-10	.200	0-3	.000	0-0	.000	0	1	1	3.2	2	2	0	0	4	9.9	
at Indiana	12/31/18	*	36	2-12	.167	0-3	.000	1-2	.500	0	3	3	3.2	4	2	1	1	0	5	9.4
WISCONSIN	1/3/19	*	34	5-11	.455	3-6	.500	0-0	.000	0	0	0	2.9	3	3	1	1	0	13	9.7
at Rutgers	01/06/19	*	38	3-9	.333	1-3	.333	0-0	.000	0	1	1	2.8	2	0	3	0	3	7	9.5
ILLINOIS	1/12/19	*	34	4-9	.444	1-3	.333	0-0	.000	0	4	4	2.8	1	0	1	0	3	9	9.5
OHIO STATE	1/17/19	*	40	6-14	.429	0-3	.000	0-0	.000	0	9	9	3.3	3	3	1	1	3	12	9.6
at Maryland	01/20/19		38	2-14	.143	1-6	.167	2-2	1.000	0	1	1	3.1	4	1	1	0	0	7	9.5
at Wisconsin	01/24/19	*	36	5-14	.357	2-3	.667	0-0	.000	1	2	3	3.1	1	3	1	1	1	12	9.6
#14/18 RUTGERS	1/27/19	*	37	4-11	.364	3-8	.375	3-4	.750	1	0	1	3.0	3	2	2	0	2	14	9.9
#13/12 IOWA	2/3/19	*	38	4-9	.444	2-6	.333	0-0	.000	0	1	1	2.9	1	5	3	0	5	10	9.9
at Ohio State	02/06/19	*	32	2-8	.250	2-6	.333	2-2	1.000	0	3	3	2.9	3	0	1	0	2	8	9.8
MICHIGAN	2/10/19	*	29	4-12	.333	2-5	.400	0-0	.000	3	1	4	3.0	0	3	2	0	2	10	9.8
at Northwestern	02/14/19	*	35	4-12	.333	1-5	.200	0-0	.000	2	4	6	3.1	1	2	2	0	2	9	9.8
at Minnesota	02/17/19	*	29	2-8	.250	2-5	.400	0-0	.000	0	1	1	3.0	0	1	0	0	2	6	9.6
PURDUE	2/21/19	*	39	7-16	.438	3-6	.500	1-3	.333	0	3	3	3.0	0	2	4	0	2	18	10.0
at Illinois	02/24/19	*	34	5-10	.500	1-6	.167	3-4	.750	0	6	6	3.1	4	6	2	1	4	14	10.1
at Michigan St.	02/27/19	*	37	2-11	.182	0-5	.000	2-2	1.000	0	2	2	3.1	1	3	2	0	6	10.0	
Totals			23	842	.347	40-119	.336	27-32	.844	12	65	77	3.1	46	62	37	8	41	249	10.0

2018-19 NOTES

- Stuffed the stat sheet with 14 points, 6 rebounds, 6 assists and 4 steals in a win at Illinois (2/24)
- Tied her season high with 18 points to help lift Penn State to a big win over Purdue (2/21).
- Had a strong all-around game against Iowa (2/3) with 10 points, 5 assists and a season-high 5 steals.
- Scored a Big Ten season-best 14 points against #14/18 Rutgers (1/27).
- Tallied 12 points and a career high-tying 9 rebounds against Ohio State (1/17).
- Contributed 13 points and 3 steals in Big Ten win over Wisconsin (1/3).
- Recorded season-best marks in points (18) and assists (6) in win over American (12/16).
- Went 4-for-4 from three-point range in a 3:37 third-quarter stretch in her first game back from a three-game injury layoff against St. Bonaventure (12/9).
- Chipped in 13 points and 5 assists in a comeback win over North Dakota (11/21).
- Hit four three-pointers, all of which came in the fourth quarter and overtime, en route to 17 points that helped Penn State rally for a 79-71 OT win against Princeton (11/18).
- Tallied a team-best 15 points to go along with 5 rebounds in Penn State's 74-72 come-from-behind win over Providence (11/8).
- Coming off a 2017-18 season that saw her garner All-Big Ten honors after averaging 14.2 points and 3.6 assists per game...Led the Big Ten with 2.63 steals per game.

3 Karisma ORTIZ

Fr./Fr. • Guard • 6-0
 San Jose, Calif./Archbishop Mitty
 Communications/Broadcast Journalism



CAREER STATS

Season	gp-gs	min/avg	Total		3-Point		F-Throws			Rebounds				Scoring						
			fg-fga	pct	fg-fga	pct	ft-fa	pct	off	def	tot	avg	pf	fo	ast	to	blk	stl	pts	avg
2018-19	28-22	708/25.3	39-108	.361	7-37	.189	12-17	.706	23	93	116	4.1	57	3	64	62	15	27	97	3.5
TOTAL	28-22	708/25.3	39-108	.361	7-37	.189	12-17	.706	23	93	116	4.1	57	3	64	62	15	27	97	3.5

2018-19 GAME-BY-GAME STATS

Opponent	Date	gs	min	fg-fga	pct	3fg-fga	pct	ft-fa	pct	off	def	tot	avg	pf	a	t/o	blk	stl	pts	avg	
PROVIDENCE	11/08/18	10	0-3	.000	0-1	.000	0-0	.000	1	2	3	3.0	0	1	3	0	1	0	0	0.0	
#24 CALIFORNIA	11/11/18	16	2-4	.500	0-0	.000	0-0	.000	1	3	4	3.5	4	1	4	0	0	4	2	0	
at Fordham	11/14/18	31	3-6	.500	0-0	.000	0-0	.000	0	7	7	4.7	1	5	1	0	2	6	3	3.3	
PRINCETON	11/18/18	32	3-5	.600	0-2	.000	1-1	1.000	0	4	4	4.5	1	2	2	1	0	7	4	3.3	
NORTH DAKOTA	11/21/18	25	0-1	.000	0-0	.000	0-0	.000	0	1	1	3.8	2	2	3	1	1	0	3	3.4	
STONY BROOK	11/25/18	38	2-5	.400	0-3	.000	2-4	.500	1	5	6	4.2	2	1	5	1	2	6	3	3.8	
at Florida State	11/29/18	*	34	1-2	.500	0-1	.000	0-0	.000	2	2	4	4.1	1	4	2	0	1	2	3.6	
JACKSONVILLE	12/2/18	*	29	1-1	1.000	0-0	.000	0-0	.000	1	3	4	4.1	3	4	6	3	0	2	3.4	
DUQUESNE	12/5/18	*	29	1-6	.167	0-3	.000	0-0	.000	1	2	3	4.0	5	1	3	1	1	2	3.2	
ST. BONAVENTURE	12/9/18	*	38	1-3	.333	0-2	.000	0-0	.000	1	8	9	4.5	1	6	2	0	1	2	3.1	
AMERICAN	12/16/18	*	29	1-3	.333	1-2	.500	0-0	.000	1	5	6	4.6	2	2	0	2	1	3	3.1	
#4 MARYLAND	12/28/18	*	11	1-1	1.000	1-1	1.000	0-0	.000	0	1	1	4.3	0	0	2	0	0	3	3.1	
at Indiana	12/31/18	*	23	1-2	.500	0-1	.000	0-0	.000	2	4	6	4.5	3	0	2	1	2	2	3.0	
WISCONSIN	1/3/19	*	22	1-6	.167	0-2	.000	0-0	.000	3	5	8	4.7	2	1	1	2	1	2	2.9	
at Rutgers	01/06/19	*	19	0-2	.000	0-0	.000	0-0	.000	0	4	4	4.7	2	3	2	1	0	0	2.7	
ILLINOIS	1/12/19	*	32	2-7	.286	0-2	.000	2-3	.667	0	4	4	4.6	1	5	3	0	3	6	2.9	
OHIO STATE	1/17/19	*	37	4-6	.667	3-5	.600	1-2	.500	0	5	5	4.6	4	3	5	0	1	12	3.5	
at Maryland	01/20/19		6	0-2	.000	0-2	.000	0-0	.000	0	1	1	4.4	0	0	0	0	0	0	3.3	
at Wisconsin	01/24/19	*	18	0-2	.000	0-1	.000	0-0	.000	1	2	3	4.4	2	3	4	0	2	0	3.1	
#14/18 RUTGERS	1/27/19	*	18	0-0	.000	0-0	.000	0-0	.000	2	0	2	4.3	1	2	0	1	0	0	3.0	
#13/12 IOWA	2/3/19	*	28	4-8	.500	0-2	.000	0-0	.000	0	6	6	4.3	2	1	1	1	2	8	3.2	
at Ohio State	02/06/19	*	23	0-2	.000	0-1	.000	0-0	.000	0	2	2	4.2	1	3	2	0	0	0	3.0	
MICHIGAN	2/10/19	*	24	1-1	1.000	1-1	1.000	0-0	.000	0	4	4	4.2	5	3	0	0	0	3	3.0	
at Northwestern	02/14/19	*	36	5-13	.385	0-0	.000	2-2	1.000	2	5	7	4.3	1	3	3	0	1	12	3.4	
at Minnesota	02/17/19	*	30	2-7	.286	1-4	.250	3-3	1.000	1	2	3	4.3	0	2	5	0	1	8	3.6	
PURDUE	2/21/19	*	22	1-3	.333	0-0	.000	0-0	.000	1	0	1	4.2	4	2	0	0	2	2	3.5	
at Illinois	02/24/19	*	32	1-4	.250	0-1	.000	0-0	.000	2	6	8	4.3	2	3	1	0	0	2	3.5	
at Michigan St.	02/27/19	*	16	1-3	.333	0-0	.000	1-2	.500	0	0	0	4.1	5	1	0	0	2	3	3.5	
Totals			21	708	39-108	.361	7-37	.189	12-17	.706	23	93	116	4.1	57	64	62	15	27	97	3.5

SEASON/CAREER HIGHS

Points
 Season 12 - 2 times
 Career 12 - 2 times
 Big Ten 12 - 2 times

Rebounds
 Season 9 vs. St. Bona (12/9/18)
 Career 9 vs. St. Bona (12/9/18)
 Big Ten 8 at Illinois (2/24/19)

Assists
 Season 6 vs. St. Bona (12/9/18)
 Career 6 vs. St. Bona (12/9/18)
 Big Ten 5 vs. Illinois (1/12/19)

Steals
 Season 3 vs. Illinois (1/12/19)
 Career 3 vs. Illinois (1/12/19)
 Big Ten 3 vs. Illinois (1/12/19)

Blocks
 Season 3 vs. Jacksonville (12/2/18)
 Career 3 vs. Jacksonville (12/2/18)
 Big Ten 2 vs. Wisconsin (1/3/19)

Field Goals Made
 Season 5 at Northwestern (2/14/19)
 Career 5 at Northwestern (2/14/19)
 Big Ten 5 at Northwestern (2/14/19)

3-Point Field Goals Made
 Season 3 vs. Ohio State (1/17/19)
 Career 3 vs. Ohio State (1/17/19)
 Big Ten 3 vs. Ohio State (1/17/19)

Free Throws Made
 Season 3 at Minnesota (2/17/19)
 Career 3 at Minnesota (2/17/19)
 Big Ten 3 at Minnesota (2/17/19)

Minutes
 Season 38 - 2 times
 Career 38 - 2 times
 Big Ten 37 vs. Ohio State (1/17/19)

2018-19 NOTES

- Matched her career high with 12 points and added 7 rebounds at Northwestern (2/14).
- Drained 3 three-pointers en route to a career-best 12 points against Ohio State (1/17).
- Put together a strong all-around game in a big win over Illinois (1/12) with 6 points, 5 assists, 4 rebounds and a career-best 3 steals.
- Had career-best marks in rebounds (9) and assists (6) in a win over St. Bonaventure (12/9).
- Contributed 6 points and a team-best 6 rebounds in a career-high 38 minutes played against Stony Brook (11/25).
- Tallied a career-best 7 points to go along with 4 rebounds and 2 assists in an overtime win against Princeton (11/18).
- Put together a strong all-around game in a road win at Fordham (11/14) with 6 points, 7 rebounds, 5 assists and 2 steals.
- Scored first-career points in a 4-point, 4-rebound effort against #24 Cal (11/11).
- Comes to Penn State from Archbishop Mitty High School, which ranked as the No. 1 high school team in the nation at the end of her senior year...Ranked as the No. 54 prospect nationally and No. 14 player at her position...Three-time All-Conference pick.

4 Siyeh FRAZIER

Jr./Jr. • Guard • 5-9
 Detroit, Mich./Renaissance
 Health Policy and Administration



CAREER STATS

Season	gp-gs	min/avg	Total		3-Point		F-Throws			Rebounds				Scoring						
			fg-fga	pct	fg-fga	pct	ft-fga	pct	off	def	tot	avg	pf	fo	ast	to	blk	stl	pts	avg
2016-17	23-0	142/6.2	13-23	.565	1-3	.333	9-13	.692	7	11	18	0.8	23	0	4	14	1	9	36	1.6
2017-18	32-19	757/23.7	88-211	.417	3-14	.214	57-83	.687	38	58	96	3.0	80	0	41	73	14	60	236	7.4
2018-19	28-28	726/25.9	109-246	.443	7-30	.233	56-80	.700	38	92	130	4.6	84	4	46	63	12	45	281	10.0
TOTAL	83-47	1625/19.6	210-480	.438	11-47	.234	122-176	.693	83	161	244	2.9	187	4	111	150	27	114	553	6.7

2018-19 GAME-BY-GAME STATS

Opponent	Date	qs	min	fg-fga	pct	3fg-fga	pct	ft-fga	pct	off	def	tot	avg	pf	a	t/o	blk	stl	pts	avg	
PROVIDENCE	11/08/18	*	30	5-10	.500	0-0	.000	0-0	.000	1	2	3	3.0	4	3	1	0	3	10	10.0	
#24 CALIFORNIA	11/11/18	*	27	6-14	.429	2-4	.500	3-3	1.000	1	1	2	2.5	1	0	2	0	3	17	13.5	
at Fordham	11/14/18	*	36	6-11	.545	1-2	.500	2-3	.667	1	4	5	3.3	3	3	5	0	4	15	14.0	
PRINCETON	11/18/18	*	29	2-3	.667	0-0	.000	7-10	.700	2	5	7	4.3	5	2	3	0	1	11	13.3	
NORTH DAKOTA	11/21/18	*	32	5-9	.556	0-3	.000	5-7	.714	1	4	5	4.4	4	5	3	0	4	15	13.6	
STONY BROOK	11/25/18	*	21	3-6	.500	0-1	.000	0-0	.000	1	3	4	4.3	5	1	3	0	3	6	12.3	
at Florida State	11/29/18	*	33	2-11	.182	0-1	.000	0-2	.000	1	7	8	4.9	1	1	4	0	0	4	11.1	
JACKSONVILLE	12/2/18	*	36	4-13	.308	0-2	.000	6-7	.857	0	4	4	4.8	3	2	4	4	5	14	11.5	
DUQUESNE	12/5/18	*	35	4-10	.400	0-2	.000	2-2	1.000	2	2	4	4.7	3	3	2	0	1	10	11.3	
ST. BONAVENTURE	12/9/18	*	27	6-13	.462	1-2	.500	4-4	1.000	2	2	4	4.6	4	2	2	1	2	17	11.9	
AMERICAN	12/16/18	*	17	3-10	.300	0-1	.000	0-0	.000	2	3	5	4.6	2	1	1	0	0	6	11.4	
#4 MARYLAND	12/28/18	*	13	1-5	.200	0-1	.000	3-4	.750	1	2	3	4.5	3	0	3	0	1	5	10.8	
at Indiana	12/31/18	*	16	5-6	.833	0-0	.000	1-2	.500	0	5	5	4.5	5	1	1	1	0	11	10.8	
WISCONSIN	1/3/19	*	32	5-10	.500	0-1	.000	0-0	.000	5	6	11	5.0	2	2	2	0	1	10	10.8	
at Rutgers	01/06/19	*	22	2-6	.333	0-0	.000	4-8	.500	3	3	6	5.1	4	3	2	0	1	8	10.6	
ILLINOIS	1/12/19	*	30	4-8	.500	2-2	1.000	1-1	1.000	1	3	4	5.0	3	0	3	0	0	11	10.6	
OHIO STATE	1/17/19	*	25	5-6	.833	0-0	.000	1-3	.333	1	2	3	4.9	3	2	1	2	1	11	10.6	
at Maryland	01/20/19	*	24	6-10	.600	1-2	.500	0-0	.000	2	6	8	5.1	5	1	4	0	1	13	10.8	
at Wisconsin	01/24/19	*	21	1-3	.333	0-0	.000	1-2	.500	2	2	4	5.0	3	0	1	2	1	3	10.4	
#14/18 RUTGERS	1/27/19	*	11	1-5	.200	0-1	.000	0-1	.000	2	0	2	4.9	0	2	0	1	2	2	10.0	
#13/12 IOWA	2/3/19	*	17	0-6	.000	0-1	.000	2-2	1.000	0	1	1	4.7	2	0	1	1	0	2	9.6	
at Ohio State	02/06/19	*	29	6-9	.667	0-0	.000	5-6	.833	1	5	6	4.7	4	0	3	0	2	17	9.9	
MICHIGAN	2/10/19	*	26	6-16	.375	0-2	.000	0-2	.000	0	0	0	4.5	4	1	0	0	4	12	10.0	
at Northwestern	02/14/19	*	21	1-9	.111	0-1	.000	1-2	.500	1	2	3	4.5	0	2	1	0	0	3	9.7	
at Minnesota	02/17/19	*	20	4-6	.667	0-0	.000	2-2	1.000	2	0	2	4.4	3	4	0	0	0	10	9.7	
PURDUE	2/21/19	*	33	6-8	.750	0-0	.000	6-7	.857	1	8	9	4.5	2	4	3	0	1	18	10.0	
at Illinois	02/24/19	*	31	6-12	.500	0-0	.000	0-0	.000	1	5	6	4.6	3	1	2	1	3	12	10.1	
at Michigan St.	02/27/19	*	32	4-11	.364	0-1	.000	0-0	.000	1	5	6	4.6	3	2	4	0	2	8	10.0	
Totals			27	726	109-246	.443	7-30	.233	56-80	.700	38	92	130	4.6	84	46	63	12	45	281	10.0

2018-19 NOTES

- Has scored in double figures in 18 games this season.
- Dropped a career-best 18 points to go along with team-best marks of 9 rebounds and 4 assists in a Big Ten win over Purdue (2/21).
- Scored 17 points behind a 6-for-9 shooting effort at Ohio State (2/6).
- Tallied 13 points and 8 rebounds at #9 Maryland (1/20).
- Shot 5-for-6 from the floor for 11 points against Ohio State (1/17).
- Registered her first career double-double with 10 points and a career-best 11 rebounds in a Big Ten win over Wisconsin (1/3).
- Tied her career high with 17 points against St. Bonaventure (12/9).
- Had a big all-around game against Jacksonville (12/2), finishing with 14 points, a season-best 5 steals, a career-best 4 blocks, and four rebounds.
- Pulled down a career-high 8 rebounds at Florida State (11/29).
- Stuffed the stat sheet in a win over North Dakota (11/21) with 15 points, 5 rebounds, 5 assists and 4 steals.
- Huge all-around game at Fordham (11/14), finishing with 15 points, 5 rebounds, 4 steals and 3 assists in a career-high 36 minutes.
- Made key steal in final minutes of 74-72 come-from-behind win over Providence (11/8)...finished with 10 points, 3 rebounds and 3 assists.
- Named team's Defensive MVP at conclusion of sophomore season in which she started 19 of 32 games and averaged 7.4 points and 3.0 rebounds per contest.

SEASON/CAREER HIGHS

Points
 Season 18 vs. Purdue (2/21/19)
 Career 18 vs. Purdue (2/21/19)
 Big Ten 18 vs. Purdue (2/21/19)

Rebounds
 Season 11 vs. Wisconsin (1/3/19)
 Career 11 vs. Wisconsin (1/3/19)
 Big Ten 11 vs. Wisconsin (1/3/19)

Assists
 Season 5 vs. N. Dakota (11/21/18)
 Career 6 vs. Siena (11/10/17)
 Big Ten 4 - 4 times

Steals
 Season 5 vs. Jacksonville (12/2/18)
 Career 8 vs. Siena (11/10/17)
 Big Ten 5 at Nebraska (2/22/18)

Blocks
 Season 4 vs. Jacksonville (12/2/18)
 Career 4 vs. Jacksonville (12/2/18)
 Big Ten 3 vs. NWestern (2/14/18)

Field Goals Made
 Season 6 - 8 times
 Career 6 - 9 times
 Big Ten 6 - 6 times

3-Point Field Goals Made
 Season 2 - 2 times
 Career 2 - 2 times
 Big Ten 2 vs. Illinois (1/12/19)

Free Throws Made
 Season 7 vs. Princeton (11/18/18)
 Career 8 vs. Siena (11/10/17)
 Big Ten 6 vs. Purdue (2/21/19)

Minutes
 Season 36 - 2 times
 Career 36 - 2 times
 Big Ten 33 vs. Purdue (2/21/19)

5 Kamaria McDANIEL | So./So. • Guard • 5-10

Inkster, Mich./Dearborn Heights
Agricultural Sciences



CAREER STATS

Season	gp-gs	min/avg	Total		3-Point		F-Throws			Rebounds				Scoring						
			fg-fga	pct	fg-fga	pct	ft-fa	pct	off	def	tot	avg	pf	fo	ast	to	blk	stl	pts	avg
2017-18	32-0	568/17.8	49-138	.355	31-90	.344	31-43	.721	9	50	59	1.8	27	0	30	25	4	12	160	5.0
2018-19	28-5	626/22.4	89-232	.384	29-96	.302	57-77	.740	15	59	74	2.6	50	0	34	42	6	25	264	9.4
TOTAL	60-5	1194/19.9	138-370	.373	60-186	.323	88-120	.733	24	109	133	2.2	77	0	64	67	10	37	424	7.1

2018-19 GAME-BY-GAME STATS

Opponent	Date	gs	min	fg-fga	pct	3fg-fga	pct	ft-fa	pct	off	def	tot	avg	pf	a	t/o	blk	stl	pts	avg
PROVIDENCE	11/08/18	29	4-8	.500	0-2	.000	4-4	1.000	1	5	6	6.0	0	4	2	0	1	12	12.0	
#24 CALIFORNIA	11/11/18	17	2-9	.222	0-5	.000	3-3	1.000	1	1	2	4.0	1	1	2	0	0	7	9.5	
at Fordham	11/14/18	24	1-7	.143	0-4	.000	0-0	.000	0	1	1	3.0	2	1	0	0	0	2	7.0	
PRINCETON	11/18/18	22	2-6	.333	0-1	.000	1-1	1.000	1	4	5	3.5	1	0	3	0	1	5	6.5	
NORTH DAKOTA	11/21/18	17	3-9	.333	1-6	.167	2-5	.400	0	2	2	3.2	1	1	2	0	1	9	7.0	
STONY BROOK	11/25/18	21	3-8	.375	1-3	.333	6-8	.750	1	1	2	3.0	2	1	1	1	3	13	8.0	
at Florida State	11/29/18	*	38	10-14	.714	2-4	.500	2-2	1.000	1	3	4	3.1	4	0	3	0	1	24	10.3
JACKSONVILLE	12/2/18	*	35	6-15	.400	4-6	.667	1-2	.500	0	3	3	3.1	2	2	1	1	3	17	11.1
DUQUESNE	12/5/18	*	38	8-17	.471	1-5	.200	1-2	.500	1	3	4	3.2	0	1	1	0	3	18	11.9
ST. BONAVENTURE	12/9/18	*	14	1-8	.125	0-3	.000	3-5	.600	0	1	1	3.0	4	1	0	1	1	5	11.2
AMERICAN	12/16/18	26	5-10	.500	2-6	.333	1-1	1.000	0	1	1	2.8	2	2	0	1	1	13	11.4	
#4 MARYLAND	12/28/18	30	6-12	.500	2-4	.500	2-3	.667	3	5	8	3.3	2	3	1	0	3	16	11.8	
at Indiana	12/31/18	26	5-9	.556	2-3	.667	2-3	.667	0	3	3	3.2	4	0	2	0	0	14	11.9	
WISCONSIN	1/3/19	19	4-8	.500	1-5	.200	2-2	1.000	0	1	1	3.1	4	1	3	1	1	11	11.9	
at Rutgers	01/06/19	7	1-1	1.000	0-0	.000	1-1	1.000	0	0	0	2.9	1	0	3	0	0	3	11.3	
ILLINOIS	1/12/19	12	0-6	.000	0-5	.000	0-0	.000	0	2	2	2.8	1	1	1	0	0	0	10.6	
OHIO STATE	1/17/19	7	1-4	.250	1-2	.500	0-0	.000	0	2	2	2.8	0	1	1	0	0	3	10.1	
at Maryland	01/20/19	20	1-5	.200	0-0	.000	3-4	.750	0	1	1	2.7	2	1	2	0	1	5	9.8	
at Wisconsin	01/24/19	16	2-5	.400	1-3	.333	0-1	.000	1	1	2	2.6	3	1	1	0	0	5	9.6	
#14/18 RUTGERS	1/27/19	23	2-7	.286	1-3	.333	2-3	.667	2	2	4	2.7	2	0	2	0	0	7	9.5	
#13/12 IOWA	2/3/19	12	1-7	.143	0-2	.000	3-4	.750	1	3	4	2.8	0	1	1	0	0	5	9.2	
at Ohio State	02/06/19	24	3-10	.300	1-3	.333	1-1	1.000	1	5	6	2.9	1	0	1	0	1	8	9.2	
MICHIGAN	2/10/19	16	1-6	.167	1-2	.500	0-0	.000	1	0	1	2.8	1	0	1	0	1	3	8.9	
at Northwestern	02/14/19	20	1-4	.250	0-2	.000	3-4	.750	0	2	2	2.8	2	1	2	0	0	5	8.8	
at Minnesota	02/17/19	20	3-10	.300	2-4	.500	2-2	1.000	0	1	1	2.7	2	2	0	0	0	10	8.8	
PURDUE	2/21/19	28	3-6	.500	1-3	.333	5-6	.833	0	0	0	2.6	2	3	2	0	1	12	8.9	
at Illinois	02/24/19	27	6-9	.667	4-6	.667	4-6	.667	0	1	1	2.6	0	1	3	1	1	20	9.3	
at Michigan St.	02/27/19	38	4-12	.333	1-4	.250	3-4	.750	0	5	5	2.6	4	4	1	0	1	12	9.4	
Totals		4	626	89-232	.384	29-96	.302	57-77	.740	15	59	74	2.6	50	34	42	6	25	264	9.4

SEASON/CAREER HIGHS

Points
Season 24 at Florida St. (11/29/18)
Career 24 at Florida St. (11/29/18)
Big Ten 20 at Illinois (2/27/19)

Rebounds
Season 8 vs. Maryland (12/28/18)
Career 8 vs. Maryland (12/28/18)
Big Ten 8 vs. Maryland (12/28/18)

Assists
Season 4 vs. Providence (11/8/18)
Career 4 vs. Providence (11/8/18)
Big Ten 4 at Mich. St. (2/27/19)

Steals
Season 3 - 4 times
Career 3 - 4 times
Big Ten 3 vs. Maryland (12/28/18)

Blocks
Season 1 - 6 times
Career 1 - 10 times
Big Ten 1 - 2 times

Field Goals Made
Season 10 at Florida St. (11/29/18)
Career 10 at Florida St. (11/29/18)
Big Ten 6 - 2 times

3-Point Field Goals Made
Season 4 - 2 times
Career 5 at Marshall (11/15/17)
Big Ten 4 at Illinois (2/24/19)

Free Throws Made
Season 6 v. Stony Brook (11/25/18)
Career 6 - 2 times
Big Ten 5 vs. Purdue (2/21/19)

Minutes
Season 38 - 3 times
Career 38 - 3 times
Big Ten 38 at Mich. St. (2/27/19)

2018-19 NOTES

- Has scored in double digits in the last four games.
- Scored a Big Ten career-best and team-leading 20 points to help PSU to a road win at Illinois (2/24).
- Registered her second-straight double-digit effort with 12 points in a B1G win over Purdue (2/21).
- Tallied 10 points in a road game at Minnesota (2/17).
- Put together a strong performance in Big Ten opener vs. Maryland (12/28) with a conference-game career-high 16 points to go along with a career-best 8 rebounds.
- Registered 17 points against Jacksonville (12/2)...made a season-best 4 three-pointers against the Dolphins.
- Shot 10-for-14 from the field en route to a career-best 24 points at Florida State (11/29).
- Tallied 13 points to go along with a career-high 3 steals against Stony Brook (11/25).
- Chipped in 9 points in a comeback victory over North Dakota (11/21).
- Strong all-around effort in 74-72 season-opening win over Providence (11/8), finishing with 12 points, 6 rebounds and a team-best 4 assists.
- Coming off a solid freshman campaign in which she saw action in every game and averaged 5.0 points per game and 17.8 minutes per contest.

11 Teniya PAGE

Sr./Sr. • Guard • 5-7
 Chicago, Ill./Marian Catholic
 Agricultural Business Management



SEASON/CAREER HIGHS

Points

Season 34 v. Stony Brook (11/25/18)
 Career 38 vs. Illinois (2/28/17)
 Big Ten 38 vs. Illinois (2/28/17)

Rebounds

Season 8 at Indiana (12/31/18)
 Career 13 at American (12/20/17)
 Big Ten 9 at Illinois (2/14/17)

Assists

Season 8 vs. American (12/16/18)
 Career 9 vs. Illinois (3/2/16)
 Big Ten 8 - 2 times

Steals

Season 4 vs. Michigan (2/10/19)
 Career 6 at Holy Cross (12/7/16)
 Big Ten 4 - 2 times

Blocks

Season 2 at Wisconsin (1/24/19)
 Career 2 at Wisconsin (1/24/19)
 Big Ten 2 at Wisconsin (1/24/19)

Field Goals Made

Season 12 v. Stony Brook (11/25/18)
 Career 14 vs. Illinois (2/28/18)
 Big Ten 14 vs. Illinois (2/28/18)

3-Point Field Goals Made

Season 5 vs. Jacksonville (12/2/18)
 Career 6 - 2 times
 Big Ten 6 - 2 times

Free Throws Made

Season 11 vs. Rutgers (1/27/19)
 Career 15 vs. American (12/18/16)
 Big Ten 11 - 2 times

Minutes

Season 44 vs. Princeton (11/18/18)
 Career 50 vs. Purdue (1/30/16)
 Big Ten 50 vs. Purdue (1/30/16)

AWARDS AND HONORS

Final 10 Candidate for Ann Meyers Drysdale Shooting Guard of the Year Award
 Senior CLASS Award Final 30 Candidate
 2018-19 Consensus Preseason All-Big Ten
 Three-time All-Big Ten
 2017 WBCA All-America Honorable Mention and All-Region
 Two-time All-ECAC

CAREER STATS

Season	gp-gs	min/avg	Total		3-Point		F-Throws		Rebounds					Scoring						
			fg-fga	pct	fg-fga	pct	ft-fa	pct	off	def	tot	avg	pf	fo	ast	to	blk	stl	pts	avg
2015-16	31-31	1165/37.6	164-399	.411	36-88	.409	109-145	.752	31	85	116	3.7	66	0	131	81	4	37	473	15.3
2016-17	31-31	1083/34.9	209-470	.445	64-145	.441	136-170	.800	27	94	121	3.9	61	0	109	69	0	38	618	19.9
2017-18	27-25	901/33.4	163-399	.409	35-104	.337	137-170	.806	12	85	97	3.6	40	0	78	53	6	43	498	18.4
2018-19	25-24	895/35.8	149-387	.385	40-129	.310	145-181	.801	10	77	87	3.5	48	0	91	52	4	28	483	19.3
TOTAL	114-111	4044/35.5	685-1655	.414	175-466	.376	527-666	.791	80	341	421	3.7	215	0	409	255	14	146	2072	18.2

2018-19 GAME-BY-GAME STATS

Opponent	Date	gs	min	fg-fga	pct	3fg-fga	pct	ft-fa	pct	off	def	tot	avg	pf	a	t/o	blk	stl	pts	avg	
PROVIDENCE	11/08/18	*	37	4-12	.333	1-3	.333	4-7	.571	0	2	2	2.0	2	3	2	0	1	13	13.0	
#24 CALIFORNIA	11/11/18	*	35	4-16	.250	2-7	.286	0-0	.000	3	3	6	4.0	0	4	0	0	1	10	11.5	
at Fordham	11/14/18	*	34	10-20	.500	2-3	.667	3-4	.750	0	5	5	4.3	2	2	2	0	2	25	16.0	
PRINCETON	11/18/18	*	44	7-19	.368	1-4	.250	8-11	.727	0	6	6	4.8	2	4	1	0	2	23	17.8	
NORTH DAKOTA	11/21/18	*	28	3-12	.250	1-6	.167	8-10	.800	0	2	2	4.2	3	1	4	0	0	15	17.2	
STONY BROOK	11/25/18	*	40	12-22	.545	1-6	.167	9-11	.818	0	3	3	4.0	1	2	3	0	1	34	20.0	
at Florida State	11/29/18	*	36	6-19	.316	1-6	.167	3-3	1.000	0	0	0	3.4	1	0	3	0	1	16	19.4	
JACKSONVILLE	12/2/18	*	36	9-17	.529	5-9	.556	4-5	.800	1	5	6	3.8	1	4	1	1	0	27	20.4	
DUQUESNE	12/5/18	*	37	5-15	.333	2-6	.333	3-6	.500	0	5	5	3.9	1	7	5	0	1	15	19.8	
ST. BONAVENTURE	12/9/18	*	37	6-17	.353	3-8	.375	8-10	.800	0	1	1	3.6	0	4	1	0	1	23	20.1	
AMERICAN	12/16/18	*	37	6-18	.333	0-4	.000	5-5	1.000	1	4	5	3.7	1	8	3	0	1	17	19.8	
#4 MARYLAND	12/28/18	*	38	10-16	.625	3-9	.333	1-2	.500	0	5	5	3.8	4	2	5	0	1	24	20.2	
at Indiana	12/31/18	*	36	6-11	.545	2-2	1.000	10-10	1.000	1	7	8	4.2	4	3	4	0	2	24	20.5	
WISCONSIN	1/3/19	*	37	6-16	.375	1-5	.200	10-12	.833	0	4	4	4.1	0	3	1	0	0	23	20.6	
at Rutgers	01/06/19	*	40	6-16	.375	4-6	.667	7-8	.875	0	1	1	3.9	0	3	1	1	2	23	20.8	
ILLINOIS	1/12/19	*	36	5-13	.385	1-5	.200	2-2	1.000	0	1	1	3.8	2	7	0	0	1	13	20.3	
OHIO STATE	1/17/19	*	42	5-20	.250	3-8	.375	6-9	.667	1	2	3	3.7	1	4	4	0	2	19	20.2	
at Maryland	01/20/19		33	5-12	.417	2-5	.400	8-11	.727	1	4	5	3.8	3	3	0	0	1	20	20.2	
at Wisconsin	01/24/19	*	34	4-11	.364	0-5	.000	8-11	.727	0	3	3	3.7	2	3	5	2	0	16	20.0	
#14/18 RUTGERS	1/27/19	*	38	3-14	.214	1-4	.250	11-12	.917	0	2	2	3.7	4	7	2	0	0	18	19.9	
#13/12 IOWA	2/3/19	*	38	6-17	.353	1-4	.250	4-7	.571	1	2	3	3.6	3	3	2	0	3	17	19.8	
at Ohio State	02/06/19	*	31	7-13	.538	1-4	.250	7-7	1.000	0	1	1	3.5	4	7	1	0	1	22	19.9	
MICHIGAN	2/10/19	*	36	5-15	.333	0-2	.000	7-8	.875	0	1	1	3.4	3	2	1	0	4	17	19.7	
at Northwestern	02/14/19	*	24	5-14	.357	1-5	.200	4-4	1.000	1	2	3	3.4	2	3	1	0	0	15	19.5	
at Minnesota	02/17/19	*	31	4-12	.333	1-3	.333	5-6	.833	0	6	6	3.5	2	2	0	0	0	14	19.3	
Totals			24	895	149-387	.385	40-129	.310	145-181	.801	10	77	87	3.5	48	91	52	4	28	483	19.3

2018-19 NOTES

- Has scored in double figures in 42-straight games, including every game this season...has recorded 103 career double-digit games.
- Has registered eleven 20-plus point efforts this season, including six of Penn State's Big Ten games.
- Became the first-ever Lady Lion to eclipse the 2,000 career point, 400 career rebound and 400 career assists milestones at Ohio State (2/6) thanks to 22 points and 7 assists.
- Recorded her 2,000th career point against Iowa (2/3) to become the sixth-ever Lady Lion to join the 2,000-point club.
- Tallied 17 points, a season-high 8 assists and 5 rebounds in a big win over American (12/16).
- Led the team with 27 points in a win over Jacksonville (12/2), while adding season high-tying 6 rebounds and 4 assists.
- Scored a season-best 34 points on 12-of-22 shooting against Stony Brook (11/25)...it marked her eighth career 30-plus point game, which ranks second all-time in the Lady Lion history books.
- Finished with 15 points, 13 of which came in the fourth quarter, to help Penn State erase an 11-point deficit in the final five minutes of a 75-68 win over North Dakota (11/21).
- Tallied her second-straight 20-plus point game in an OT win over Princeton (11/18), contributing 23 points, 6 rebounds and 4 assists.
- Poured in a game-high 25 points on 10-of-11 shooting to lead Penn State to a road win at Fordham (11/14).
- Hit game-tying basket in final minute to highlight a 13-point effort in a 74-72 season-opening win over Providence.

12 Kayleigh SEMION

Sr./Sr. • Guard • 5-6
Dunmore, Pa./Dunmore
Kinesiology



CAREER STATS

Season	gp-gs	min/avg	Total		3-Point		F-Throws		Rebounds				Scoring							
			fg-fga	pct	fg-fga	pct	ft-fa	pct	off	def	tot	avg	pf	fo	ast	to	blk	stl	pts	avg
2017-18	1-0	1/1.0	0-0	.000	0-0	.000	0-0	.000	0	0	0	0.0	1	0	0	0	0	0	0	0
2018-19	9-0	38/4.2	0-5	.000	0-5	.000	0-0	.000	2	3	5	0.6	1	0	3	0	0	1	0	0
TOTAL	10-0	39/3.9	0-5	.000	0-5	.000	0-0	.000	2	3	5	0.5	2	0	3	0	0	1	0	0

2018-19 GAME-BY-GAME STATS

Opponent	Date	gs	min	fg-fga	pct	3fg-fga	pct	ft-fa	pct	off	def	tot	avg	pf	a	t/o	blk	stl	pts	avg
PRINCETON	11/18/18	3	0-0	.000	0-0	.000	0-0	.000	0	1	1.0	0	0	0	0	0	0	0	0	0.0
NORTH DAKOTA	11/21/18	2	0-0	.000	0-0	.000	0-0	.000	0	0	0	0.5	0	0	0	0	0	0	0	0.0
STONY BROOK	11/25/18	12	0-1	.000	0-1	.000	0-0	.000	0	1	1	0.7	1	1	0	0	0	0	0	0.0
at Florida State	11/29/18	2	0-1	.000	0-1	.000	0-0	.000	0	0	0	0.5	0	0	0	0	0	0	0	0.0
JACKSONVILLE	12/2/18	3	0-2	.000	0-2	.000	0-0	.000	0	0	0	0.4	0	1	0	0	0	0	0	0.0
ST. BONAVENTURE	12/9/18	13	0-1	.000	0-1	.000	0-0	.000	1	2	3	0.8	0	0	0	0	0	1	0	0.0
AMERICAN	12/16/18	0	0-0	.000	0-0	.000	0-0	.000	0	0	0	0.7	0	0	0	0	0	0	0	0.0
at Northwestern	02/14/19	1	0-0	.000	0-0	.000	0-0	.000	0	0	0	0.6	0	1	0	0	0	0	0	0.0
at Minnesota	02/17/19	2	0-0	.000	0-0	.000	0-0	.000	0	0	0	0.6	0	0	0	0	0	0	0	0.0
Totals		0	38	0-5	.000	0-5	.000	0-0	.000	2	3	5	0.6	1	3	0	0	1	0	0.0

Games played: 9
Minutes/game: 4.2
FG Pct: 0.0
3FG Pct: 0.0

Rebounds/game: 0.6
Assists/game: 0.3
Assist/turnover ratio: 99.9
Steals/game: 0.1

SEASON/CAREER HIGHS

Points	
Season	n/a
Career	n/a
Big Ten	n/a
Rebounds	
Season	3 vs. St. Bona (12/9/18)
Career	3 vs. St. Bona (12/9/18)
Big Ten	n/a
Assists	
Season	1 - 3 times
Career	1 - 3 times
Big Ten	1 at Northwestern (2/14/19)
Steals	
Season	1 vs. St. Bona (12/9/18)
Career	1 vs. St. Bona (12/9/18)
Big Ten	n/a
Blocks	
Season	n/a
Career	n/a
Big Ten	n/a
Field Goals Made	
Season	n/a
Career	n/a
Big Ten	n/a
3-Point Field Goals Made	
Season	n/a
Career	n/a
Big Ten	n/a
Free Throws Made	
Season	n/a
Career	n/a
Big Ten	n/a
Minutes	
Season	13 vs. St. Bona (12/9/18)
Career	13 vs. St. Bona (12/9/18)
Big Ten	2 at Minnesota (2/17/19)

2018-19 NOTES

- Has made nine appearances this season.
- Dished an assist in her first Big Ten appearance of the season at Northwestern (2/14).
- Registered career-best marks of 3 rebounds and 13 minutes played on her Senior Day against St. Bonaventure (12/9).
- Played 12 minutes against Stony Brook (11/25).
- Provided a crucial spark off energy off the bench against Princeton (11/18), helping the Lady Lions to an overtime comeback win.
- Earned a roster spot during 2017-18 season after serving as a team manager and former member of the club basketball program.

22 Leah KNIZNER

Sr./Sr. • Guard • 5-9
Greensburg, Pa./Hempfield Area
Nutrition Sciences



CAREER STATS

Season	gp-gs	min/avg	Total		3-Point		F-Throws		Rebounds				Scoring							
			fg-fga	pct	fg-fga	pct	ft-fa	pct	off	def	tot	avg	pf	fo	ast	to	blk	stl	pts	avg
2015-16	19-0	48/2.5	3-7	.429	3-4	.750	0-0	.000	2	4	6	0.3	6	0	0	3	0	0	9	0.5
2016-17	7-0	14/2.0	2-6	.333	1-4	.250	0-0	.000	0	0	0	0.0	0	0	0	2	0	1	5	0.7
2017-18	6-0	9/1.5	0-2	.000	0-2	.000	0-0	.000	0	1	1	0.2	0	0	1	1	0	0	0	0.0
2018-19	5-0	19/3.8	0-7	.000	0-7	.000	0-0	.000	0	1	1	0.2	1	0	0	1	0	1	0	0.0
TOTAL	37-0	90/2.4	5-22	.227	4-17	.235	0-0	.000	2	6	8	0.2	7	0	1	7	0	2	14	0.4

2018-19 GAME-BY-GAME STATS

Opponent	Date	qs	min	fg-fga	pct	3fg-fga	pct	ft-fa	pct	off	def	tot	avg	pf	a	t/o	blk	stl	pts	avg
at Fordham	11/14/18	3		0-0	.000	0-0	.000	0-0	.000	0	0	0	0.0	0	0	1	0	0	0	0.0
STONY BROOK	11/25/18	3		0-1	.000	0-1	.000	0-0	.000	0	0	0	0.0	0	0	0	0	0	0	0.0
JACKSONVILLE	12/2/18	4		0-1	.000	0-1	.000	0-0	.000	0	0	0	0.0	1	0	0	0	1	0	0.0
DUQUESNE	12/5/18	5		0-2	.000	0-2	.000	0-0	.000	0	1	1	0.3	0	0	0	0	0	0	0.0
AMERICAN	12/16/18	4		0-3	.000	0-3	.000	0-0	.000	0	0	0	0.2	0	0	0	0	0	0	0.0
Totals		0	19	0-7	.000	0-7	.000	0-0	.000	0	1	1	0.2	1	0	1	0	1	0	0.0

Games played: 5
Minutes/game: 3.8
FG Pct: 0.0
3FG Pct: 0.0

Rebounds/game: 0.2
Turnovers/game: 0.2
Steals/game: 0.2

SEASON/CAREER HIGHS

Points
Season n/a
Career 3 - 4 times
Big Ten 3 at Michigan (1/20/16)

Rebounds
Season 1 vs. Duquesne (12/5/18)
Career 2 at Illinois (1/23/16)
Big Ten 2 at Illinois (1/23/16)

Assists
Season n/a
Career 1 vs. Illinois (2/28/18)
Big Ten n/a

Steals
Season 1 vs. Jacksonville (12/2/18)
Career 1 - 2 times
Big Ten n/a

Blocks
Season n/a
Career n/a
Big Ten n/a

Field Goals Made
Season n/a
Career 1 - 5 times
Big Ten 1 - 2 times

3-Point Field Goals Made
Season n/a
Career 1 - 4 times
Big Ten 1 at Michigan (2/20/16)

Free Throws Made
Season n/a
Career n/a
Big Ten n/a

Minutes
Season 5 vs. Duquesne (12/5/18)
Career 8 at Illinois (1/23/16)
Big Ten 8 at Illinois (1/23/16)

2018-19 NOTES

- Has made five appearances this season...tallied a rebound in a season-high 5 minutes played against Duquesne (12/5).
- Recorded a steal in a win over Jacksonville (12/2).
- Coming off a junior season that saw her make six appearances...Joined the program as a walk-on in October 2015...Was added to scholarship for the 2016-17 season in Spring 2016.

31 Jaida TRAVASCIO-GREEN | Jr./Jr. • Guard • 6-2

Lisle, Ill./Downers Grove North
Biochemistry & Molecular Biology



CAREER STATS

Season	gp-gs	min/avg	Total		3-Point		F-Throws		Rebounds				Scoring							
			fg-fga	pct	fg-fga	pct	ft-fa	pct	off	def	tot	avg	pf	fo	ast	to	blk	stl	pts	avg
2016-17	30-15	569/19.0	59-167	.353	46-140	.329	10-20	.500	6	62	68	2.3	38	1	9	29	15	8	174	5.8
2017-18	31-31	952/30.7	113-325	.348	71-222	.320	49-60	.817	30	80	110	3.5	54	0	21	39	24	19	346	11.2
2018-19	17-3	393/23.1	39-122	.320	29-93	.312	19-22	.864	9	25	34	2.0	35	0	12	18	6	6	126	7.4
TOTAL	78-49	1914/24.5	211-614	.344	146-455	.321	78-102	.765	45	167	212	2.7	127	1	42	86	45	33	646	8.3

2018-19 GAME-BY-GAME STATS

Opponent	Date	qs	min	fg-fga	pct	3fg-fga	pct	ft-fa	pct	off	def	tot	avg	pf	a	t/o	blk	stl	pts	avg	
#4 MARYLAND	12/28/18		20	1-8	.125	1-7	.143	2-2	1.000	1	0	1	1.0	0	0	0	1	0	5	5.0	
at Indiana	12/31/18		18	0-4	.000	0-4	.000	2-2	1.000	1	2	3	2.0	4	0	4	0	1	2	3.5	
WISCONSIN	1/3/19		7	1-2	.500	0-1	.000	0-0	.000	0	2	2	2.0	1	0	0	1	0	2	3.0	
at Rutgers	01/06/19		28	2-5	.400	1-4	.250	0-0	.000	0	1	1	1.8	4	1	2	0	0	5	3.5	
ILLINOIS	1/12/19		14	1-5	.200	1-3	.333	4-4	1.000	0	2	2	1.8	1	0	1	2	0	7	4.2	
OHIO STATE	1/17/19		27	2-6	.333	2-5	.400	3-4	.750	1	2	3	2.0	3	0	1	1	0	9	5.0	
at Maryland	01/20/19		16	2-4	.500	2-4	.500	0-0	.000	0	1	1	1.9	0	1	1	0	0	6	5.1	
at Wisconsin	01/24/19		27	5-9	.556	4-7	.571	0-0	.000	0	2	2	1.9	4	1	2	0	0	14	6.3	
#14/18 RUTGERS	1/27/19		27	3-7	.429	2-5	.400	0-0	.000	1	0	1	1.8	2	0	1	0	0	8	6.4	
#13/12 IOWA	2/3/19		17	0-4	.000	0-3	.000	0-0	.000	1	1	2	1.8	1	1	1	0	0	0	5.8	
at Ohio State	02/06/19		13	1-5	.200	1-5	.200	0-0	.000	0	0	0	1.6	4	1	0	0	0	3	5.5	
MICHIGAN	2/10/19		20	1-8	.125	1-5	.200	0-0	.000	1	1	2	1.7	1	0	0	0	1	3	5.3	
at Northwestern	02/14/19		21	4-9	.444	2-7	.286	2-2	1.000	0	0	0	1.5	0	0	1	0	1	12	5.8	
at Minnesota	02/17/19		28	3-12	.250	3-9	.333	2-2	1.000	0	2	2	1.6	3	0	0	1	0	11	6.2	
PURDUE	2/21/19	*	39	5-11	.455	3-7	.429	1-2	.500	0	3	3	1.7	3	2	0	0	1	14	6.7	
at Illinois	02/24/19	*	37	6-12	.500	5-10	.500	2-2	1.000	0	4	4	1.8	3	2	3	0	0	19	7.5	
at Michigan St.	02/27/19	*	34	2-11	.182	1-7	.143	1-2	.500	3	2	5	2.0	1	3	1	0	2	6	7.4	
Totals			3	393	39-122	.320	29-93	.312	19-22	.864	9	25	34	2.0	35	12	18	6	6	126	7.4

SEASON/CAREER HIGHS

Points	
Season	19 at Illinois (2/24/19)
Career	31 vs. Drexel (11/12/17)
Big Ten	21 vs. Maryland (12/31/17)
Rebounds	
Season	4 at Illinois (2/24/19)
Career	8 vs. Siena (11/10/17)
Big Ten	5 - 4 times
Assists	
Season	3 at Mich. St. (2/27/19)
Career	3 vs. LA Tech (11/24/17)
Big Ten	3 at Mich. St. (2/27/19)
Steals	
Season	1 - 4 times
Career	3 vs. Siena (11/10/17)
Big Ten	2 - 2 times
Blocks	
Season	2 - 2 times
Career	5 vs. Drexel (11/12/17)
Big Ten	2 - 3 times
Field Goals Made	
Season	6 at Illinois (2/24/19)
Career	10 vs. Drexel (11/12/17)
Big Ten	8 vs. Maryland (12/31/17)
3-Point Field Goals Made	
Season	5 at Illinois (2/24/19)
Career	7 vs. Drexel (11/12/17)
Big Ten	6 at Wisconsin (1/14/18)
Free Throws Made	
Season	4 vs. Illinois (1/12/19)
Career	5 vs. Manhattan (12/3/17)
Big Ten	4 - 4 times
Minutes	
Season	39 vs. Purdue (2/21/19)
Career	39 vs. Purdue (2/21/19)
Big Ten	39 vs. Purdue (2/21/19)

Games played: 17
Minutes/game: 23.1
Points/game: 7.4
FG Pct: 32.0
3FG Pct: 31.2
FT Pct: 86.4

Rebounds/game: 2.0
Assists/game: 0.7
Turnovers/game: 1.1
Assist/turnover ratio: 0.7
Steals/game: 0.4
Blocks/game: 0.4

2018-19 NOTES

- Made 5 three-pointers en route to a season-best 19 points in a road win at Illinois (2/24).
- Scored 14 points in a career-best 39 minutes of action in a Big Ten win over Purdue (2/21).
- Tallied her second-straight double-digit effort with 11 points at Minnesota (2/17).
- Scored 12 points, 10 of which came in the fourth quarter, at Northwestern (2/14).
- Drained four three-pointers in the first half en route to a season-best 14 points in a Big Ten road win at Wisconsin (1/24).
- Scored 9 points against Ohio State (1/17).
- Scored 7 points in a Big Ten win over Illinois (1/12).
- Made season debut against #4 Maryland (12/28) in Big Ten opener after being sidelined due to injury...tallied 5 points in debut.
- Finished as Penn State's third-leading scorer a season ago with 11.2 points per game and led the team with 71 made three-pointers.

33 Lauren EBO

Fr./Fr. • Forward • 6-4
Washington D.C./Riverdale Baptist
Business



CAREER STATS

Season	gp-gs	min/avg	Total		3-Point		F-Throws			Rebounds				Scoring						
			fg-fga	pct	fg-fga	pct	ft-fa	pct	off	def	tot	avg	pf	fo	ast	to	blk	stl	pts	avg
2018-19	27-9	566/21.0	63-135	.467	0-0	.000	19-42	.452	58	94	152	5.6	74	2	9	45	27	10	145	5.4
TOTAL	27-9	566/21.0	63-135	.467	0-0	.000	19-42	.452	58	94	152	5.6	74	2	9	45	27	10	145	5.4

2018-19 GAME-BY-GAME STATS

Opponent	Date	gs	min	fg-fga	pct	3fg-fga	pct	ft-fa	pct	off	def	tot	avg	pf	a	t/o	blk	stl	pts	avg	
PROVIDENCE	11/08/18	*	11	0-2	.000	0-0	.000	0-0	.000	2	4	6	6.0	4	0	4	1	0	0	0.0	
#24 CALIFORNIA	11/11/18	*	17	0-4	.000	0-0	.000	1-2	.500	2	2	4	5.0	4	1	1	2	0	1	0.5	
PRINCETON	11/18/18	*	12	0-4	.000	0-0	.000	0-0	.000	1	3	4	4.7	0	0	1	1	0	0	0.3	
NORTH DAKOTA	11/21/18	*	18	2-2	1.000	0-0	.000	2-2	1.000	0	2	2	4.0	2	0	0	0	0	6	1.8	
STONY BROOK	11/25/18	*	19	2-2	1.000	0-0	.000	0-0	.000	1	0	1	3.4	2	0	6	1	1	4	2.2	
at Florida State	11/29/18	*	31	1-3	.333	0-0	.000	1-2	.500	1	5	6	3.8	4	0	4	2	0	3	2.3	
JACKSONVILLE	12/2/18	*	18	4-6	.667	0-0	.000	1-2	.500	3	2	5	4.0	4	0	2	3	0	9	3.3	
DUQUESNE	12/5/18	*	20	4-5	.800	0-0	.000	0-0	.000	2	3	5	4.1	4	0	2	0	0	8	3.9	
ST. BONAVENTURE	12/9/18	*	25	6-11	.545	0-0	.000	3-4	.750	4	8	12	5.0	2	0	1	3	0	15	5.1	
AMERICAN	12/16/18	*	25	4-9	.444	0-0	.000	1-4	.250	7	5	12	5.7	1	2	0	2	0	9	5.5	
#4 MARYLAND	12/28/18	*	24	1-4	.250	0-0	.000	0-2	.000	1	3	4	5.5	4	0	0	1	0	2	5.2	
at Indiana	12/31/18	*	18	1-4	.250	0-0	.000	0-0	.000	1	2	3	5.3	5	0	4	1	2	2	4.9	
WISCONSIN	1/3/19	*	20	2-3	.667	0-0	.000	1-6	.167	3	2	5	5.3	4	0	1	1	2	5	4.9	
at Rutgers	01/06/19	*	9	0-1	.000	0-0	.000	0-0	.000	1	2	3	5.1	2	0	1	0	0	0	4.6	
ILLINOIS	1/12/19	*	10	1-1	1.000	0-0	.000	0-2	.000	0	4	4	5.1	1	1	2	0	0	2	4.4	
OHIO STATE	1/17/19	*	16	1-1	1.000	0-0	.000	0-0	.000	1	4	5	5.1	1	0	2	0	1	2	4.3	
at Maryland	01/20/19	*	27	3-8	.375	0-0	.000	1-3	.333	2	7	9	5.3	4	2	1	0	0	7	4.4	
at Wisconsin	01/24/19	*	23	5-10	.500	0-0	.000	0-0	.000	3	3	6	5.3	2	0	2	0	0	10	4.7	
#14/18 RUTGERS	1/27/19	*	26	2-5	.400	0-0	.000	2-2	1.000	2	7	9	5.5	0	1	0	0	1	6	4.8	
#13/12 IOWA	2/3/19	*	17	2-6	.333	0-0	.000	0-1	.000	1	1	2	5.4	2	0	0	2	0	4	4.8	
at Ohio State	02/06/19	*	14	3-4	.750	0-0	.000	0-0	.000	0	1	1	5.1	2	0	0	1	0	6	4.8	
MICHIGAN	2/10/19	*	25	2-8	.250	0-0	.000	1-2	.500	6	3	9	5.3	3	0	1	2	1	5	4.8	
at Northwestern	02/14/19	*	17	0-3	.000	0-0	.000	1-2	.500	4	3	7	5.4	5	0	2	0	0	1	4.7	
at Minnesota	02/17/19	*	32	4-6	.667	0-0	.000	0-0	.000	3	5	8	5.5	4	1	2	2	0	8	4.8	
PURDUE	2/21/19	*	25	4-7	.571	0-0	.000	0-0	.000	1	4	5	5.5	4	0	2	0	0	8	4.9	
at Illinois	02/24/19	*	33	4-6	.667	0-0	.000	1-2	.500	1	3	4	5.4	2	1	3	1	0	9	5.1	
at Michigan St.	02/27/19	*	34	5-10	.500	0-0	.000	3-4	.750	5	6	11	5.6	2	0	3	1	2	13	5.4	
Totals			9	566	63-135	.467	0-0	.000	19-42	.452	58	94	152	5.6	74	9	45	27	10	145	5.4

SEASON/CAREER HIGHS

Points
Season 15 vs. St. Bona (12/9/18)
Career 15 vs. St. Bona (12/9/18)
Big Ten 13 at Mich. St. (2/27/19)

Rebounds
Season 12 - 2 times
Career 12 - 2 times
Big Ten 11 at Mich. St. (2/27/19)

Assists
Season 2 - 2 times
Career 2 - 2 times
Big Ten 2 at Maryland (1/20/19)

Steals
Season 2 - 3 times
Career 2 - 3 times
Big Ten 2 - 3 times

Blocks
Season 3 - 2 times
Career 3 - 2 times
Big Ten 2 - 3 times

Field Goals Made
Season 6 vs. St. Bona (12/9/18)
Career 6 vs. St. Bona (12/9/18)
Big Ten 5 - 2 times

3-Point Field Goals Made
Season n/a
Career n/a
Big Ten n/a

Free Throws Made
Season 3 - 2 times
Career 3 - 2 times
Big Ten 3 at Mich. St. (2/27/19)

Minutes
Season 34 at Mich. St. (2/27/19)
Career 34 at Mich. St. (2/27/19)
Big Ten 34 at Mich. St. (2/27/19)

Games played: 27
Minutes/game: 21.0
Points/game: 5.4
FG Pct: 46.7
FT Pct: 45.2

Rebounds/game: 5.6
Assists/game: 0.3
Turnovers/game: 1.7
Assist/turnover ratio: 0.2
Steals/game: 0.4
Blocks/game: 1.0

2018-19 NOTES

- Registered her second career double-double, and first of Big Ten play, with 13 points and 11 rebounds at Michigan State (2/27).
- Scored 9 points and added 4 rebounds in a career-best 33 minutes of action at Illinois (2/24).
- Played 32 minutes at Minnesota (2/17), finishing with 8 points, 8 rebounds and 2 blocks.
- Scored a Big Ten career high 10 points in a road win at Wisconsin (1/24).
- Tallied 7 points and 9 rebounds in a career-best 27 minutes of action at #9 Maryland (1/20).
- Narrowly missed her second-straight double-double with 9 points and 12 rebounds in a win over American (12/16).
- Put together the best performance of her young career with her first career double-double against St. Bonaventure (12/2)...tallied career-best marks of 15 points and 12 rebounds.
- Provided a crucial spark with 8 points and 5 rebounds against Duquesne (12/5).
- Registered 9 points and 3 blocks in a win over Jacksonville (12/2).
- Comes to Penn State after spending two years at Riverdale Baptist School and two years at Paul VI Catholic High School...Led Riverdale Baptist to a pair of 20-plus win seasons, including the Independent School National Championship as a senior.

34 Sarah McMURTRY | Sr./Sr. • Guard • 5-6 Pittsburgh, Pa./Upper St. Clair Accounting



AWARDS AND HONORS

Two-time Big Ten Sportsmanship Award Winner (2016, 2017)
Two-time Team Captain (2016-17, 2017-18)

CAREER STATS

Season	gp-gs	min/avg	Total		3-Point		F-Throws		Rebounds				Scoring							
			fg-fga	pct	fg-fga	pct	ft-fa	pct	off	def	tot	avg	pf	fo	ast	to	blk	stl	pts	avg
2015-16	8-0	9/1.1	1-1	1.000	1-1	1.000	0-0	.000	0	0	0	0.0	0	0	0	1	0	0	3	0.4
2016-17	8-0	15/1.9	0-1	.000	0-1	.000	0-0	.000	0	0	0	0.0	0	0	0	0	0	0	0	0.0
2017-18	6-0	11/1.8	0-2	.000	0-1	.000	0-0	.000	0	0	0	0.0	0	0	0	0	0	0	0	0.0
2018-19	2-0	2/1.0	0-0	.000	0-0	.000	0-0	.000	0	0	0	0.0	0	0	0	0	0	0	0	0.0
TOTAL	24-0	37/1.5	1-4	.250	1-3	.333	0-0	.000	0	0	0	0.0	0	0	0	1	0	3	0.1	

2018-19 GAME-BY-GAME STATS

Opponent	Date	gs	min	fg-fga	pct	3fg-fga	pct	ft-fa	pct	off	def	tot	avg	pf	a	t/o	blk	stl	pts	avg
AMERICAN	12/16/18	1	0-0	.000	0-0	.000	0-0	.000	0	0	0	0.0	0	0	0	0	0	0	0	0.0
ILLINOIS	1/12/19	1	0-0	.000	0-0	.000	0-0	.000	0	0	0	0.0	0	0	0	0	0	0	0	0.0
Totals		0	2	0-0	.000	0-0	.000	0-0	.000	0	0	0	0.0	0	0	0	0	0	0	0.0

Games played: 2
Minutes/game: 1.0

SEASON/CAREER HIGHS

Points	
Season	n/a
Career	3 vs. Maryland (1/27/16)
Big Ten	3 vs. Maryland (1/27/16)
Rebounds	
Season	n/a
Career	n/a
Big Ten	n/a
Assists	
Season	n/a
Career	n/a
Big Ten	n/a
Steals	
Season	n/a
Career	n/a
Big Ten	n/a
Blocks	
Season	n/a
Career	n/a
Big Ten	n/a
Field Goals Made	
Season	n/a
Career	1 vs. Maryland (1/27/16)
Big Ten	1 vs. Maryland (1/27/16)
3-Point Field Goals Made	
Season	n/a
Career	1 vs. Maryland (1/27/16)
Big Ten	1 vs. Maryland (1/27/16)
Free Throws Made	
Season	n/a
Career	n/a
Big Ten	n/a
Minutes	
Season	1 - 2 times
Career	4 vs. Siena (11/10/17)
Big Ten	2 vs. Wisconsin (1/16/17)

2018-19 NOTES

- Made an appearance on her Senior Day in a 62-48 win over Illinois (1/12).
- Saw first action of the season in an 80-59 win over American (12/16).
- Enters senior season as a two-time team captain and two-time winner of the Big Ten Sportsmanship Award...Joined program as a walk-on in October 2015 and was added to scholarship for the 2016-17 season in Spring 2016.

43 Bexley WALLACE

Fr./Fr. • Forward • 6-3
Pickerington, Ohio/Pickerington Central
Psychology



CAREER STATS

Season	gp-gs	min/avg	Total		3-Point		F-Throws			Rebounds				Scoring						
			fg-fga	pct	fg-fga	pct	ft-fa	pct	off	def	tot	avg	pf	fo	ast	to	blk	stl	pts	avg
2018-19	25-2	189/7.6	10-24	.417	0-0	.000	5-8	.625	12	19	31	1.2	36	0	4	11	3	5	25	1.0
TOTAL	25-2	189/7.6	10-24	.417	0-0	.000	5-8	.625	12	19	31	1.2	36	0	4	11	3	5	25	1.0

2018-19 GAME-BY-GAME STATS

Opponent	Date	gs	min	fg-fga	pct	3fg-fga	pct	ft-fa	pct	off	def	tot	avg	pf	a	t/o	blk	stl	pts	avg	
PROVIDENCE	11/08/18		13	1-2	.500	0-0	.000	0-0	.000	1	4	5	5.0	2	0	1	0	0	2	2.0	
#24 CALIFORNIA	11/11/18		17	2-4	.500	0-0	.000	0-0	.000	2	1	3	4.0	4	0	0	0	0	4	3.0	
at Fordham	11/14/18	*	4	0-0	.000	0-0	.000	0-0	.000	0	0	0	2.7	1	0	0	0	0	0	2.0	
PRINCETON	11/18/18		2	0-0	.000	0-0	.000	0-0	.000	0	0	0	2.0	2	1	1	0	0	0	1.5	
NORTH DAKOTA	11/21/18	*	9	0-0	.000	0-0	.000	0-0	.000	0	0	0	1.6	1	1	0	0	0	0	1.2	
STONY BROOK	11/25/18		17	0-0	.000	0-0	.000	3-4	.750	2	2	4	2.0	3	0	2	1	1	3	1.5	
at Florida State	11/29/18		26	4-5	.800	0-0	.000	1-2	.500	1	4	5	2.4	1	0	2	0	0	9	2.6	
JACKSONVILLE	12/2/18		13	0-2	.000	0-0	.000	0-0	.000	1	0	1	2.3	2	1	3	1	0	0	2.3	
DUQUESNE	12/5/18		6	0-1	.000	0-0	.000	1-2	.500	0	1	1	2.1	0	0	0	0	0	1	2.1	
ST. BONAVENTURE	12/9/18		2	1-2	.500	0-0	.000	0-0	.000	1	0	1	2.0	1	0	0	0	0	2	2.1	
AMERICAN	12/16/18		2	0-0	.000	0-0	.000	0-0	.000	0	0	0	1.8	2	0	1	0	0	0	1.9	
#4 MARYLAND	12/28/18		2	0-0	.000	0-0	.000	0-0	.000	0	0	0	1.7	1	0	0	0	0	0	1.8	
at Indiana	12/31/18		4	0-1	.000	0-0	.000	0-0	.000	0	0	0	1.5	1	0	0	0	0	0	1.6	
WISCONSIN	1/3/19		2	0-1	.000	0-0	.000	0-0	.000	0	0	0	1.4	0	0	0	0	0	0	1.5	
at Rutgers	01/06/19		1	0-0	.000	0-0	.000	0-0	.000	0	0	0	1.3	0	0	0	0	0	0	1.4	
OHIO STATE	1/17/19		2	0-0	.000	0-0	.000	0-0	.000	0	0	0	1.3	0	0	0	0	0	0	1.3	
at Wisconsin	01/24/19		3	0-0	.000	0-0	.000	0-0	.000	0	1	1	1.2	2	0	0	0	2	0	1.2	
#13/12 IOWA	2/3/19		2	0-0	.000	0-0	.000	0-0	.000	0	0	0	1.2	0	0	0	0	0	0	1.2	
at Ohio State	02/06/19		8	1-2	.500	0-0	.000	0-0	.000	1	2	3	1.3	3	2	0	0	0	2	1.2	
MICHIGAN	2/10/19		3	0-0	.000	0-0	.000	0-0	.000	0	0	0	1.2	0	0	0	0	0	0	1.2	
at Northwestern	02/14/19		14	1-1	1.000	0-0	.000	0-0	.000	2	2	4	1.3	4	0	0	0	1	2	1.2	
at Minnesota	02/17/19		8	0-1	.000	0-0	.000	0-0	.000	0	0	0	1.3	2	0	1	0	0	0	1.1	
PURDUE	2/21/19		14	0-1	.000	0-0	.000	0-0	.000	0	1	1	1.3	3	0	0	0	0	0	1.1	
at Illinois	02/24/19		6	0-0	.000	0-0	.000	0-0	.000	0	0	0	1.2	1	0	0	0	0	0	1.0	
at Michigan St.	02/27/19		9	0-1	.000	0-0	.000	0-0	.000	1	1	2	1.2	0	0	0	0	1	0	1.0	
Totals			2	189	10-24	.417	0-0	.000	5-8	.625	12	19	31	1.2	36	4	11	3	5	25	1.0

SEASON/CAREER HIGHS

Points
Season 9 at Florida St. (11/29/18)
Career 9 at Florida St. (11/29/18)
Big Ten 2 - 2 times

Rebounds
Season 5 - 2 times
Career 5 - 2 times
Big Ten 4 at NWestern (2/14/19)

Assists
Season 2 at Ohio State (2/6/19)
Career 2 at Ohio State (2/6/19)
Big Ten 2 at Ohio State (2/6/19)

Steals
Season 2 at Wisconsin (1/24/19)
Career 2 at Wisconsin (1/24/19)
Big Ten 2 at Wisconsin (1/24/19)

Blocks
Season 1 - 3 times
Career 1 - 3 times
Big Ten 1 at Minnesota (2/17/19)

Field Goals Made
Season 4 at Florida St. (11/29/18)
Career 4 at Florida St. (11/29/18)
Big Ten 1 - 2 times

3-Point Field Goals Made
Season n/a
Career n/a
Big Ten n/a

Free Throws Made
Season 3 v. Stony Brook (11/25/18)
Career 3 v. Stony Brook (11/25/18)
Big Ten n/a

Minutes
Season 26 at Florida St. (11/29/18)
Career 26 at Florida St. (11/29/18)
Big Ten 14 - 2 times

Games played: 25
Minutes/game: 7.6
Points/game: 1.0
FG Pct: 41.7
FT Pct: 62.5

Rebounds/game: 1.2
Assists/game: 0.2
Turnovers/game: 0.4
Assist/turnover ratio: 0.4
Steals/game: 0.2
Blocks/game: 0.1

2018-19 NOTES

- Played a Big Ten career-best 14 minutes at Northwestern (2/14) and in a win over Purdue (2/21).
- Scored two points, pulled down three rebounds and added two assists at Ohio State (2/6).
- Scored a career-best 9 points and pulled down 5 rebounds in a career-high 26 minutes of action at Florida State (11/29).
- Earned first career start at Fordham (11/14).
- Comes to Penn State after success at both the high school level and international stage... Was a part of the USA Basketball 16U squad that captured the bronze medal with a 4-1 record at the 2015 FIBA Americas U16 Championship in Puebla, Mexico...Was a four-time All-Conference pick at Pickerington Central High School.

GAME 5: PENN STATE 75, NORTH DAKOTA 68

Official Basketball Box Score -- Game Totals -- Final Statistics
North Dakota vs Penn State
11/21/18 2:01 PM at University Park, Pa. - Bryce Jordan Cntr

North Dakota 68 • 1-3

#	Player	Total			3-Ptr			Rebounds			PF	TP	A	TO	Blk	Stl	Min
		FG	FGA	FT	FTA	FG	FGA	FT	FTA	Off							
34	KLABO, Lexi	f	12-16	3-4	0-0	3	7	10	5	27	2	6	0	1	37		
15	DOOLEY, Faith	c	3-6	0-0	1-4	3	5	8	5	7	0	4	0	0	27		
04	MORTON, Jill	g	7-12	0-2	2-2	3	0	3	5	16	4	7	0	4	35		
12	JARNOT, Alaina	g	1-2	0-0	0-0	0	1	1	3	2	6	1	0	0	28		
22	STRAND, Bailey	g	2-12	1-7	0-0	0	1	1	2	5	1	0	0	0	36		
01	JARNOT, Jaclyn	g	0-0	0-0	0-0	0	0	0	0	0	0	0	0	0	1		
03	DAILEY, Melissa	g	0-1	0-1	0-0	0	0	0	1	0	0	0	0	0	3		
10	ORTH, Claire	g	3-5	0-2	0-0	0	1	1	1	6	1	0	0	1	10		
20	REINKE, Mikayla	g	0-0	0-0	0-0	0	1	1	4	0	1	2	0	0	8		
24	FLEECES, Julia	g	2-4	1-2	0-0	0	2	2	4	5	0	2	0	0	15		
Team						2	3	5									
Totals			30-58	5-18	3-6	11	21	32	30	68	15	23	0	6	200		

1st - FG %:	5-14	35.7%	2nd - FG %:	7-16	43.8%	3rd - FG %:	11-17	64.7%	4th - FG %:	7-11	63.6%	Game:	30-58	51.7%	Deadball	
3FG %:	2-6	33.3%	3FG %:	0-6	0.0%	3FG %:	2-3	66.7%	3FG %:	1-3	33.3%		5-18	27.8%	Rebounds	
FT %:	1-2	50.0%	FT %:	0-2	0.0%	FT %:	0-0	0.0%	FT %:	2-2	100.0%		3-6	50.0%		2

Penn State 75 • 4-1

#	Player	Total			3-Ptr			Rebounds			PF	TP	A	TO	Blk	Stl	Min
		FG	FGA	FT	FTA	FG	FGA	FT	FTA	Off							
01	Alisia Smith	f	7-9	0-0	3-4	5	3	8	4	17	0	3	0	1	31		
43	Bexley Wallace	f	0-0	0-0	0-0	0	0	0	1	0	0	0	1	0	9		
02	Amari Carter	g	3-8	1-3	6-6	1	1	2	0	13	5	0	0	3	38		
04	Siyeh Frazier	g	5-9	0-3	5-7	1	4	5	4	15	5	3	0	4	32		
11	Teniya Page	g	3-12	1-6	8-10	0	2	2	3	15	1	4	0	0	28		
03	Karisma Ortiz	g	0-1	0-0	0-0	0	1	1	2	0	2	3	1	1	25		
05	Kamaria McDaniel	g	3-9	1-6	2-5	0	2	2	1	9	1	2	0	1	17		
12	Kayleigh Semion	g	0-0	0-0	0-0	0	0	0	0	0	0	0	0	0	2		
33	Lauren Ebo	g	2-2	0-0	2-2	0	2	2	2	6	0	0	0	0	18		
Team						1	3	4									
Totals			23-50	3-18	26-34	8	18	26	17	75	14	15	2	10	200		

1st - FG %:	9-13	69.2%	2nd - FG %:	3-12	25.0%	3rd - FG %:	4-12	33.3%	4th - FG %:	7-13	53.8%	Game:	23-50	46.0%	Deadball	
3FG %:	1-2	50.0%	3FG %:	0-8	0.0%	3FG %:	1-4	25.0%	3FG %:	3-18	16.7%		3-18	16.7%	Rebounds	
FT %:	7-8	87.5%	FT %:	0-0	0.0%	FT %:	3-6	50.0%	FT %:	16-20	80.0%		26-34	76.5%		6

Officials: Jennifer Rezac, Starr Jefferson, Carmen Portorreal
Technical fouls: North Dakota-None. Penn State-None.
Attendance: 1881

Score by periods	1st	2nd	3rd	4th	Total
North Dakota	13	14	24	17	68
Penn State	26	6	12	31	75

Points	In	Off	2nd	Fast	Bench
UND	36	12	15	18	11
PSU	34	37	11	19	15

Last FG - UND 4th-00:33, PSU 4th-02:54.
Largest lead - UND by 11 4th-05:30, PSU by 13 1st-00:00.
UND led for 18:48, PSU led for 19:00. Game was tied for 02:09.
Score tied - 3 times.
Lead changed - 3 times.

GAME 6: STONY BROOK 81, PENN STATE 70

Official Basketball Box Score -- Game Totals -- Final Statistics
Stony Brook vs Penn State
11/25/18 2:06 PM at University Park, Pa. - Bryce Jordan Cntr

Stony Brook 81 • 4-1

#	Player	Total			3-Ptr			Rebounds			PF	TP	A	TO	Blk	Stl	Min
		FG	FGA	FT	FTA	FG	FGA	FT	FTA	Off							
03	GOUCHIE-PROVENCHÉ	f	1-5	1-2	0-0	1	1	2	4	3	0	2	0	1	11		
33	PAGAN, India	f	7-8	0-0	0-2	1	5	6	5	14	1	3	0	1	25		
11	MATTHEWS, Jerrell	g	7-17	2-9	2-2	4	4	8	4	18	3	4	0	4	40		
15	JOHNSON, Shania	g	8-24	6-14	3-3	2	2	4	3	25	9	2	0	1	40		
24	ZEISE, Hailey	g	0-2	0-1	2-2	4	2	6	3	2	3	3	0	3	40		
04	WARREN, Anastasia	g	4-8	0-2	5-6	1	3	4	3	13	4	3	0	0	27		
12	SMITH, Kina	g	2-2	0-0	2-4	3	3	6	2	6	0	2	0	1	15		
30	DIXON, Kyra	g	0-0	0-0	0-0	0	0	0	0	0	0	0	0	0	2		
Team						2	1	3									
Totals			29-66	9-28	14-19	18	21	39	24	81	20	20	0	11	200		

1st - FG %:	8-20	40.0%	2nd - FG %:	9-18	50.0%	3rd - FG %:	7-14	50.0%	4th - FG %:	5-14	35.7%	Game:	29-66	43.9%	Deadball	
3FG %:	1-9	11.1%	3FG %:	6-10	60.0%	3FG %:	1-4	25.0%	3FG %:	1-5	20.0%		9-28	32.1%	Rebounds	
FT %:	0-0	0.0%	FT %:	2-2	100.0%	FT %:	0-0	0.0%	FT %:	12-17	70.6%		14-19	73.7%		3

Penn State 70 • 4-2

#	Player	Total			3-Ptr			Rebounds			PF	TP	A	TO	Blk	Stl	Min
		FG	FGA	FT	FTA	FG	FGA	FT	FTA	Off							
01	Alisia Smith	f	0-3	0-0	4-4	0	4	4	2	4	2	4	0	1	28		
33	Lauren Ebo	f	2-2	0-0	0-0	1	0	1	2	4	0	6	1	1	19		
02	Amari Carter	g	0-0	0-0	0-0	0	0	0	0	0	0	0	0	0	1		
04	Siyeh Frazier	g	3-6	0-1	0-0	1	3	4	5	6	1	3	0	3	21		
11	Teniya Page	g	12-22	1-6	9-11	0	3	3	1	34	2	3	0	1	40		
03	Karisma Ortiz	g	2-5	0-3	2-4	1	5	6	2	6	1	5	1	2	38		
05	Kamaria McDaniel	g	3-8	1-3	6-8	1	1	2	2	13	1	1	1	3	21		
12	Kayleigh Semion	g	0-1	0-1	0-0	0	1	1	1	0	1	0	0	0	12		
22	Leah Knizner	g	0-1	0-1	0-0	0	0	0	0	0	0	0	0	0	3		
43	Bexley Wallace	g	0-0	0-0	3-4	2	2	4	3	3	0	2	1	1	17		
Team						3	2	5									
Totals			22-48	2-15	24-31	9	21	30	18	70	7	22	4	12	200		

1st - FG %:	4-13	30.8%	2nd - FG %:	4-10	40.0%	3rd - FG %:	9-13	69.2%	4th - FG %:	5-12	41.7%	Game:	22-48	45.8%	Deadball	
3FG %:	0-4	0.0%	3FG %:	0-3	0.0%	3FG %:	0-2	0.0%	3FG %:	2-6	33.3%		2-15	13.3%	Rebounds	
FT %:	1-2	50.0%	FT %:	4-4	100.0%	FT %:	7-7	100.0%	FT %:	12-18	66.7%		24-31	77.4%		3

Officials: Mark Zentz, Tiffany Bird, Marcus Clayton
Technical fouls: Stony Brook-None. Penn State-None.
Attendance: 2018

Score by periods	1st	2nd	3rd	4th	Total
Stony Brook	17	26	15	23	81
Penn State	9	12	25	24	70

Points	In	Off	2nd	Fast	Bench
SBUWBB	36	23	11	20	19
PSU	34	15	7	10	22

Last FG - SBUWBB 4th-03:31, PSU 4th-00:04.
Largest lead - SBUWBB by 24 2nd-01:15, PSU None.
SBUWBB led for 38:23, PSU led for 00:00. Game was tied for 01:17.
Score tied - 0 times.
Lead changed - 0 times.

GAME 7: FLORIDA STATE 87, PENN STATE 58

Official Basketball Box Score -- Game Totals -- Final Statistics
Penn State vs Florida State
11/29/18 7:00 pm at the Tucker Center - Tallahassee, Florida

Penn State 58 • 4-3

#	Player	Total			3-Ptr			Rebounds			PF	TP	A	TO	Blk	Stl	Min
		FG	FGA	FT	FTA	FG	FGA	FT	FTA	Off							
33	Lauren Ebo	f	1-3	0-0	1-2	1	5	6	4	3	0	4	2	0	31		
03	Karisma Ortiz	g	1-2	0-1	0-0	2	2	4	1	2	4	2	0	1	34		
04	Siyeh Frazier	g	2-11	0-1	0-2	1	7	8	1	4	1	4	0	0	33		
05	Kamaria McDaniel	g	10-14	2-4	2-2	1	3	4	24	3	3	0	1	38			
11	Teniya Page	g	6-19	1-6	3-3	0	0	0	1	16	0	3	0	1	36		
12	Kayleigh Semion	g	0-1	0-1	0-0	0	0	0	0	0	0	0	0	0	2		
43	Bexley Wallace	g	4-5	0-0	1-2	1	4	5	1	9	0	2	0	0	26		
Team						2	1	3									
Totals			24-55	3-13	7-11	8	22	30	12	58	5	18	2	3	200		

1st - FG %:	9-15	60.0%
-------------	------	-------

PAGE 26 | GAME 29 | PENN STATE VS. NEBRASKA

GAME 9: DUQUESNE 64, PENN STATE 58

Official Basketball Box Score -- Game Totals -- Final Statistics
 Duquesne vs Penn State
 12/5/18 7:01 PM at University Park, Pa. - Bryce Jordan Cntr

Duquesne 64 • 4-3

#	Player	Total			3-Ptr			Rebounds			PF	TP	A	TO	Blk	Stl	Min
		FG	FGA	FT	FTA	FG	FGA	FT	F	D							
42	CANNON, Paige	f	4-8	1-3	1-2	4	8	12	4	10	3	3	1	0	0	30	
10	LASS, Kadri-Ann	f	5-10	0-1	0-0	0	8	11	10	2	1	2	2	31			
02	OMOGROSSO, Chassidy	g	2-7	0-2	0-0	0	3	3	1	4	2	4	0	1	28		
13	VOJINOVIC, Julijana	g	3-13	1-5	9-11	1	2	3	2	16	1	3	0	1	22		
21	BAZELAK, Libby	g	3-8	1-3	0-0	3	1	4	3	7	1	0	4	37			
11	BOVELL, Halle	g	0-0	0-0	0-0	1	0	1	0	0	0	0	1	7			
22	RICHARDSON, Conor	g	0-1	0-0	0-0	0	0	0	0	0	0	0	0	2			
31	SOLE, Laia	g	1-2	0-0	0-0	0	1	1	0	2	0	3	0	12			
35	KALIN, Amanda	g	6-9	2-4	1-2	1	3	4	0	15	1	0	1	0	31		
Team						1	2	3									
Totals			24-58	5-18	11-15	11	28	39	11	64	16	16	4	9	200		
1st FG %:		5-14	35.7%	2nd:	6-14	42.9%	3rd:	8-18	44.4%	4th:	5-12	41.7%	Game:	24-58	41.4%	Deadball	
3FG %:		3-8	37.5%	1-3	33.3%	0-4	0.0%	1-3	33.3%	5-18	27.8%						
FT %:		1-2	50.0%	1-2	50.0%	4-5	80.0%	5-6	83.3%	11-15	73.3%						

Penn State 58 • 5-4

#	Player	Total			3-Ptr			Rebounds			PF	TP	A	TO	Blk	Stl	Min
		FG	FGA	FT	F	D	Tot										
01	Alisia Smith	f	2-6	0-0	0-0	4	3	7	1	4	0	2	2	1	30		
03	Karisma Ortiz	g	1-6	0-3	0-0	1	2	3	5	2	1	3	1	29			
04	Siyeh Frazier	g	4-10	0-2	2-2	2	2	4	3	10	3	2	0	35			
05	Kamaria McDaniel	g	8-17	1-5	1-2	1	3	4	0	18	1	1	0	38			
11	Teniya Page	g	5-15	2-6	3-6	0	5	5	1	15	7	5	0	37			
22	Leah Knizner	g	0-2	0-2	0-0	0	1	1	0	0	0	0	0	5			
33	Lauren Ebo	g	4-5	0-0	0-0	2	3	5	4	8	0	2	0	20			
43	Bexley Wallace	g	0-1	0-0	1-2	0	1	1	0	1	0	0	0	6			
Team						2	4	6									
Totals			24-62	3-18	7-12	12	24	36	14	58	12	15	3	7	200		
1st FG %:		7-15	46.7%	2nd:	6-12	50.0%	3rd:	5-15	33.3%	4th:	6-20	30.0%	Game:	24-62	38.7%	Deadball	
3FG %:		1-3	33.3%	1-2	50.0%	1-7	14.3%	0-6	0.0%	3-18	16.7%						
FT %:		0-0	0.0%	1-2	50.0%	2-4	50.0%	4-6	66.7%	7-12	58.3%						

Officials: Kevin Pethelt, Kylie Galloway, Natasha Camy
 Technical fouls: Duquesne-None. Penn State-None.
 Attendance: 1989

Score by periods	1st	2nd	3rd	4th	Total
Duquesne	14	14	20	16	64
Penn State	15	14	13	16	58

Points	In	Off	2nd	Fast	Bench
DUQ	33	16	12	20	17
PSU	36	15	5	19	9

Last FG - DUQ 4th-01:53, PSU 4th-00:28.
 Largest lead - DUQ by 8 4th-05:32, PSU by 6 2nd-07:30.
 DUQ led for 19:43. PSU led for 15:27. Game was tied for 04:50.

Score tied - 5 times.
 Lead changed - 3 times.

GAME 10: PENN STATE 80, ST. NOVAVENTURE 65

Official Basketball Box Score -- Game Totals -- Final Statistics
 St. Novaventure vs Penn State
 12/9/18 2:01 PM at University Park, Pa. - Bryce Jordan Cntr

St. Novaventure 65 • 3-7

#	Player	Total			3-Ptr			Rebounds			PF	TP	A	TO	Blk	Stl	Min
		FG	FGA	FT	F	D	Tot										
12	OLIVER, Amanda	f	1-3	0-0	0-0	1	7	8	2	2	0	1	0	1	28		
02	JOHNSON, Asiana	g	3-12	0-0	1-2	2	1	3	2	7	0	2	1	22			
10	MAYCOCK, McKenna	g	4-9	2-5	0-0	2	5	7	3	10	2	2	0	31			
11	FRANCIS, Deja	g	3-8	0-1	6-6	0	1	4	12	4	3	0	0	24			
20	LOGAN, Dajah	g	5-9	3-5	0-0	0	5	5	1	13	2	3	1	29			
03	MIGLIORE, Danielle	g	5-8	4-7	1-3	0	1	1	2	15	0	2	0	22			
14	JORNLIN, Carrie	g	0-1	0-1	0-0	0	0	0	1	0	0	0	0	3			
15	CALABRESE, Emily	g	0-1	0-0	2-2	0	2	0	2	4	2	1	0	10			
21	DEL MORAL, Claudia	g	1-3	0-0	1-2	0	3	3	0	3	2	2	0	16			
24	PAULSON, Bree	g	0-1	0-1	1-2	0	4	2	1	0	0	0	0	15			
Team						1	3	4									
Totals			22-55	9-20	12-17	8	30	38	21	65	11	16	2	5	200		
1st FG %:		4-14	28.6%	2nd:	7-12	58.3%	3rd:	8-14	57.1%	4th:	3-15	20.0%	Game:	22-55	40.0%	Deadball	
3FG %:		2-7	28.6%	3-4	75.0%	3-5	60.0%	3-4	75.0%	9-20	45.0%						
FT %:		4-6	66.7%	1-2	50.0%	5-6	83.3%	4-4	100.0%	12-17	70.6%						

Penn State 80 • 6-4

#	Player	Total			3-Ptr			Rebounds			PF	TP	A	TO	Blk	Stl	Min
		FG	FGA	FT	F	D	Tot										
01	Alisia Smith	f	2-7	0-0	0-0	0	2	2	5	4	0	2	1	0	17		
03	Karisma Ortiz	g	1-3	0-2	0-0	1	8	9	1	2	6	2	0	38			
04	Siyeh Frazier	g	6-13	1-2	4-4	2	2	4	4	17	2	2	1	27			
05	Kamaria McDaniel	g	1-8	0-3	3-5	0	1	1	4	5	1	0	1	34			
11	Teniya Page	g	6-17	3-8	8-10	0	1	1	0	23	4	1	0	17			
02	Amari Carter	g	4-8	4-6	0-0	1	2	3	2	12	3	1	0	27			
12	Kayleigh Semion	g	0-1	0-1	0-0	1	2	3	0	0	0	0	0	13			
33	Lauren Ebo	g	6-11	0-0	3-4	4	8	12	2	15	0	1	3	25			
43	Bexley Wallace	g	1-2	0-0	0-0	1	0	1	1	2	0	0	0	2			
Team						6	2	8									
Totals			27-70	8-22	18-23	16	28	44	19	80	16	9	6	6	200		
1st FG %:		3-10	30.0%	2nd:	9-20	45.0%	3rd:	10-17	58.8%	4th:	5-13	38.5%	Game:	27-70	38.6%	Deadball	
3FG %:		0-2	0.0%	2-6	33.3%	5-9	55.6%	1-5	20.0%	8-22	36.4%						
FT %:		5-5	100.0%	3-4	75.0%	0-0	0.0%	10-14	71.4%	18-23	78.3%						

Officials: Michael McConnell, Mark Resch, Karleena Tobin
 Technical fouls: St. Novaventure-None. Penn State-None.
 Attendance: 2152

Score by periods	1st	2nd	3rd	4th	Total
St. Novaventure	14	18	22	11	65
Penn State	11	23	25	21	80

Points	In	Off	2nd	Fast	Bench
PSU	34	19	16	21	29
SNV	34	19	16	21	29

Last FG - SBUV 4th-00:49, PSU 4th-00:15.
 Largest lead - SBUV by 7 1st-02:41, PSU by 15 4th-00:15.
 SBUV led for 15:52. PSU led for 22:12. Game was tied for 01:56.

Score tied - 6 times.
 Lead changed - 9 times.

GAME 11: PENN STATE 80, AMERICAN 59

Official Basketball Box Score -- Game Totals -- Final Statistics
 American vs Penn State
 12/16/18 2:01 PM at University Park, Pa. - Bryce Jordan Cntr

American 59 • 4-5

#	Player	Total			3-Ptr			Rebounds			PF	TP	A	TO	Blk	Stl	Min
		FG	FGA	FT	F	D	Tot										
44	Carl, Cecily	f	5-12	0-2	0-0	1	4	5	10	0	1	0	1	0	26		
03	Lewis, Kaitlyn	g	5-13	0-4	0-0	0	4	4	2	10	4	1	0	32			
12	Sanders, Indeya	g	0-0	0-0	1-2	0	2	2	3	1	4	1	1	0	22		
22	Marenyi, Kaitlyn	g	6-12	3-4	0-0	1	2	3	1	15	3	3	0	35			
23	Koskimies, Elina	g	4-12	2-3	2-2	2	3	5	2	12	3	0	0	35			
02	Bartner, Morgan	g	0-1	0-0	0-0	1	0	1	3	0	1	0	0	8			
04	Fisher, Emily	g	3-6	0-0	0-0	0	5	5	0	6	1	3	1	0	20		
10	Edwards, Jade	g	2-3	0-0	0-0	0	2	2	0	4	1	1	0	9			
14	Brown, Taylor	g	0-1	0-0	1-2	0	2	2	0	1	1	0	0	10			
21	Doring, Maddie	g	0-0	0-0	0-0	0	0	0	0	0	0	0	0	2			
24	Graytok, Laura	g	0-0	0-0	0-0	0	1	1	0	0	0	0	0	1			
Team						3	2	5									
Totals			25-60	5-13	4-6	8	27	35	16	59	17	12	2	2	200		
1st FG %:		6-17	35.3%	2nd:	8-15	53.3%	3rd:	6-15	40.0%	4th:	5-13	38.5%	Game:	25-60	41.7%	Deadball	
3FG %:		1-3	33.3%	0-0	0.0%	2-6	33.3%	2-4	50.0%	5-13	38.5%						

GAME 13: INDIANA 83, PENN STATE 75

Official Basketball Box Score -- Game Totals -- Final Statistics
Penn State vs Indiana
12/31/18 7:00 pm at

Penn State 75 • 7-6

#	Player	Total			3-Ptr			Rebounds			PF	TP	A	TO	Blk	Stl	Min
		FG-FGA	FG-FGA	FT-FTA	FG-FGA	FG-FGA	FT-FTA	Off	Def	Tot							
01	Alisia Smith	f	5-8	0-0	5-5	3	3	6	3	15	0	3	1	0	0	23	
02	Amari Carter	g	2-12	0-3	1-2	0	3	3	4	5	2	1	1	0	0	36	
03	Karisma Ortiz	g	1-2	0-1	0-0	2	4	6	3	2	0	2	1	2	23		
04	Siyeh Frazier	g	5-6	0-0	1-2	0	5	5	5	11	1	1	1	0	16		
11	Teniyah Page	g	6-11	2-2	10-10	1	7	8	4	24	3	4	0	2	36		
05	Kamaria McDaniel	g	5-9	2-3	2-3	0	3	3	4	14	0	2	0	0	26		
31	J. Travascio-Green	g	0-4	0-4	2-2	1	2	3	4	2	0	4	1	1	18		
33	Lauren Ebo	g	1-4	0-0	0-0	1	2	3	5	2	0	4	1	2	18		
43	Bexley Wallace	g	0-1	0-0	0-0	0	0	0	1	0	0	0	0	0	4		
Team						1	1	2									
Totals			25-57	4-13	21-24	9	30	39	33	75	6	21	5	7	200		
1st FG %:			6-15 40.0%	2nd: 4-18 22.2%	3rd: 11-12 91.7%	4th: 4-12 33.3%	Game: 25-57 43.9%		Deadball								
3FG %:			1-2 50.0%	1-5 20.0%	1-1 100.0%	1-5 20.0%	4-13 30.8%		Rebounds								
FT %:			1-1 100.0%	2-2 100.0%	7-9 77.8%	11-12 91.7%	21-24 87.5%										

Indiana 83 • 13-1

#	Player	Total			3-Ptr			Rebounds			PF	TP	A	TO	Blk	Stl	Min
		FG-FGA	FG-FGA	FT-FTA	FG-FGA	FG-FGA	FT-FTA	Off	Def	Tot							
11	Kym Royster	f	1-2	0-0	1-1	3	0	3	3	3	0	2	0	0	0	14	
50	Brenna Wise	f	3-8	1-2	13-14	4	2	6	2	20	2	0	0	1	36		
01	Bendu Yeaney	g	2-12	0-0	5-6	2	1	3	4	9	1	3	1	1	34		
13	Jaelynn Penn	g	4-11	1-4	1-1	0	4	4	4	10	0	2	0	2	26		
14	Ali Patberg	g	9-18	2-5	6-9	1	7	8	3	26	4	4	0	2	39		
10	Aleksa Gulbe	g	2-6	0-0	4-4	1	3	4	3	8	1	1	1	1	22		
12	Linsay Marchese	g	1-1	0-0	1-2	0	1	1	1	3	1	0	1	0	8		
34	Grace Berger	g	2-6	0-0	0-0	0	5	5	1	4	1	2	0	1	21		
Team						3	2	5									
Totals			24-64	4-11	31-37	14	25	39	21	83	10	14	3	8	200		
1st FG %:			5-16 31.3%	2nd: 4-18 22.2%	3rd: 9-16 56.3%	4th: 6-14 42.9%	Game: 24-64 37.5%		Deadball								
3FG %:			0-0 0.0%	0-3 0.0%	2-5 40.0%	2-3 66.7%	4-11 36.4%		Rebounds								
FT %:			1-2 50.0%	8-8 100.0%	9-12 75.0%	13-15 86.7%	31-37 83.8%										

Officials: Doug Knight, Beverly Roberts, Tina Napier

Technical fouls: Penn State-Lauren Ebo; TEAM, Indiana-None.

Attendance: 4481

2018-19 Women's Basketball. Round: 0. Indiana vs Penn St.. Played at .

Score by periods	1st	2nd	3rd	4th	Total
Penn State	14	11	30	20	75
Indiana	11	16	29	27	83

Points	In	Off	2nd	Fast	Bench
PSU	32	14	9	13	18
IND	32	25	11	15	15

Last FG - PSU 4th-00:14, IND 4th-04:03.

Largest lead - PSU by 7 1st-05:56, IND by 9 4th-02:41.

PSU led for 19:41, IND led for 16:29. Game was tied for 03:50.

Score tied - 10 times.

Lead changed - 11 times.

GAME 14: PENN STATE 71, WISCONSIN 64

Official Basketball Box Score -- Game Totals -- Final Statistics
Wisconsin vs Penn State
1/3/19 7:01 PM at University Park, Pa. - Bryce Jordan Cntr

Wisconsin 64 • 10-5, 1-2

#	Player	Total			3-Ptr			Rebounds			PF	TP	A	TO	Blk	Stl	Min
		FG-FGA	FG-FGA	FT-FTA	FG-FGA	FG-FGA	FT-FTA	Off	Def	Tot							
11	Howard, Marsha	f	6-14	0-0	8-10	6	9	15	4	20	3	4	1	1	35		
34	Lewis, Imani	f	4-13	0-1	3-6	3	3	6	3	11	1	3	1	0	26		
02	Karlis, Kelly	g	0-4	0-1	4-4	3	4	7	3	4	2	1	2	1	32		
10	Van Leeuwen, Kendra	g	0-2	0-0	0-0	0	0	0	0	4	0	1	0	0	29		
22	Beverley, Niya	g	3-7	0-1	1-1	0	3	3	1	7	5	5	0	0	32		
03	Gilreath, Suzanne	g	4-11	2-7	0-0	0	1	1	2	10	0	0	0	1	16		
14	Laszewski, Abby	g	3-5	0-0	3-6	1	3	4	2	9	0	1	1	1	17		
20	Bragg, Diamond	g	0-1	0-0	0-0	0	0	0	0	1	0	0	0	0	0+		
23	Hale, Jasmine	g	0-1	0-1	0-0	0	0	0	1	0	1	0	1	0	1		
44	Luehring, Alex	g	1-4	1-4	0-0	0	1	1	0	3	0	0	0	0	12		
Team						2	4	6									
Totals			21-62	3-15	19-27	15	28	43	21	64	12	16	5	4	200		
1st FG %:			6-18 33.3%	2nd: 5-16 31.3%	3rd: 6-13 46.2%	4th: 4-15 26.7%	Game: 21-62 33.9%		Deadball								
3FG %:			1-3 33.3%	1-6 16.7%	0-1 0.0%	1-5 20.0%	3-15 20.0%		Rebounds								
FT %:			6-9 66.7%	4-6 66.7%			19-27 70.4%										

Penn State 71 • 8-6, 1-2

#	Player	Total			3-Ptr			Rebounds			PF	TP	A	TO	Blk	Stl	Min
		FG-FGA	FG-FGA	FT-FTA	FG-FGA	FG-FGA	FT-FTA	Off	Def	Tot							
01	Alisia Smith	f	1-10	0-0	3-5	3	5	8	4	5	0	2	0	1	27		
02	Amari Carter	g	5-11	3-6	0-0	0	0	0	3	13	3	1	1	0	34		
03	Karisma Ortiz	g	1-6	0-2	0-0	3	5	8	2	2	1	1	2	1	22		
04	Siyeh Frazier	g	5-10	0-1	0-0	5	6	11	2	10	2	2	0	1	32		
11	Teniyah Page	g	6-16	1-5	10-12	0	4	4	0	23	3	1	0	0	37		
05	Kamaria McDaniel	g	4-8	1-5	2-2	0	1	1	4	11	1	3	1	1	19		
31	J. Travascio-Green	g	1-2	0-1	0-0	0	2	2	1	2	0	0	1	0	7		
33	Lauren Ebo	g	2-3	0-0	1-6	3	2	5	4	5	0	1	1	2	20		
43	Bexley Wallace	g	0-1	0-0	0-0	0	0	0	0	0	0	0	0	0	2		
Team						3	3	6									
Totals			25-67	5-20	16-25	17	28	45	20	71	10	11	6	6	200		
1st FG %:			7-18 38.9%	2nd: 9-20 45.0%	3rd: 5-18 27.8%	4th: 4-11 36.4%	Game: 25-67 37.3%		Deadball								
3FG %:			1-4 25.0%	2-9 22.2%	1-4 25.0%	1-3 33.3%	5-20 25.0%		Rebounds								
FT %:			0-0 0.0%	1-3 33.3%	2-4 50.0%	13-18 72.2%	16-25 64.0%										

Officials: Jesse Dickerson, Maggie Tieman, Nykesha Thompson

Technical fouls: Wisconsin-None. Penn State-None.

Attendance: 2093

Score by periods	1st	2nd	3rd	4th	Total
Wisconsin	19	12	16	17	64
Penn State	15	21	13	22	71

Points	In	Off	2nd	Fast	Bench
WIS	30	9	9	4	22
PSU	28	17	14	12	18

Last FG - WIS 4th-00:16, PSU 4th-04:51.

Largest lead - WIS by 7 2nd-07:11, PSU by 9 4th-05:33.

WIS led for 10:55, PSU led for 27:54. Game was tied for 01:05.

Score tied - 2 times.

Lead changed - 6 times.

GAME 15: RUTGERS 74, PENN STATE 61

Official Basketball Box Score -- Game Totals -- Final Statistics
Penn State vs Rutgers
01/06/19 4:00 pm at

Penn State 61 • 8-7

#	Player	Total			3-Ptr			Rebounds			PF	TP	A	TO	Blk	Stl	Min
		FG-FGA	FG-FGA	FT-FTA	FG-FGA	FG-FGA	FT-FTA	Off	Def	Tot							
01	Alisia Smith	f	4-9	0-0	7-9	4	6	10	3	15	0	2	0	1	36		
02	Amari Carter	g	3-9	1-3	0-0	0	1	1	2	7	0	3	0	3	38		
03	Karisma Ortiz	g	0-2	0-0	0-0	0	4	4	2	0	3	2	1	0	19		
04	Siyeh Frazier	g	2-6	0-0	4-8	3	3	6	4	8	3	2	0	1	22		
11	Teniyah Page	g	6-16	4-6	7-8	0	1	1	0	23	3	1	1	2	40		
05	Kamaria McDaniel	g	1-1	0-0	1-1	0	0	0	1	3	0	3	0	0	7		
31	J. Travascio-Green	g	2-5	1-4	0-0	0	1	1	4	5	1	2	0	0	28		
33	Lauren Ebo	g	0-1	0-0	0-0	1	2	3	2	0	0	1	0	0	9		
43	Bexley Wallace	g	0-0	0-0	0-0	0	0	0	0	0	0	0	0	0	1		
Team						1	3	4</									

PAGE 28 | GAME 29 | PENN STATE VS. NEBRASKA

GAME 17: OHIO STATE 76, PENN STATE 71 (OT)

Official Basketball Box Score -- Game Totals -- Final Statistics
Ohio State vs Penn State
1/17/19 7:01 PM at University Park, Pa. - Bryce Jordan Cntr

Ohio State 76 • 7-8, 3-3

#	Player	Total			3-Ptr			Rebounds			PF	TP	A	TO	Blk	Stl	Min
		FG	FGA	FT	FTA	FG	FGA	FT	FTA	Off							
14	Dorka Juhasz	f	7-11	2-3	3-7	4	7	11	1	19	1	8	1	0	0	34	
24	Makayla Waterman	f	4-8	2-3	0-0	2	2	4	4	10	1	1	1	1	1	40-	
01	Carmen Grande	g	3-11	2-6	0-0	0	2	2	4	8	12	2	0	1	0	41	
03	Janai Crooms	g	12-15	1-2	2-3	0	8	8	1	27	3	6	1	3	40		
10	Carly Santoro	g	1-7	1-5	2-2	0	2	2	2	5	1	2	0	0	29		
15	Adreana Miller	g	0-1	0-0	2-2	0	0	0	3	2	1	0	0	0	15		
23	Najah Queenland	g	1-2	1-1	0-0	0	1	1	2	3	0	2	0	0	10		
32	Aaliyah Patty	g	0-4	0-2	0-0	0	1	1	1	0	0	0	2	1	12		
33	Jensen Caretti	g	1-3	0-0	0-0	0	0	0	0	2	0	0	0	1	4		
Team						1	7	8									
Totals			29-62	9-22	9-14	7	30	37	18	76	19	21	5	7	225		
1st - FG %:		8-17	47.1%	2nd: 6-12	50.0%	3rd: 4-12	33.3%	4th: 8-14	57.1%	Game: 29-62	46.8%	Deadball					
3FG %:		1-3	33.3%	1-3	33.3%	0-3	0.0%	4-6	66.7%	9-22	40.9%	Rebounds					
FT %:		1-2	50.0%	4-5	80.0%	0-0	0.0%	2-4	50.0%	9-14	64.3%	3					

Penn State 71 • 9-8, 2-4

#	Player	Total			3-Ptr			Rebounds			PF	TP	A	TO	Blk	Stl	Min
		FG	FGA	FT	FTA	FG	FGA	FT	FTA	Off							
01	Alisia Smith	f	0-1	0-0	3-4	0	0	0	3	3	0	1	1	0	0	29	
02	Amari Carter	g	6-14	0-3	0-0	0	9	9	3	12	3	1	1	3	40		
03	Karisma Ortiz	g	4-6	3-5	1-2	0	5	5	4	12	3	5	0	1	37		
04	Siyeh Frazier	g	5-6	0-0	1-3	1	2	3	3	11	2	1	2	1	25		
11	Teniya Page	g	5-20	3-8	6-9	1	2	3	1	19	4	4	0	2	42		
05	Kamaria McDaniel	g	1-4	1-2	0-0	0	2	2	0	3	1	1	0	0	7		
31	J. Travascio-Green	g	2-6	2-5	3-4	1	2	3	3	9	0	1	1	0	27		
33	Lauren Ebo	g	1-1	0-0	0-0	1	4	5	1	2	0	2	0	1	16		
43	Bexley Wallace	g	0-0	0-0	0-0	0	0	0	0	0	0	0	0	0	2		
Team						0	2	2									
Totals			24-58	9-23	14-22	4	28	32	18	71	13	17	5	8	225		
1st - FG %:		8-14	57.1%	2nd: 6-13	46.2%	3rd: 4-11	36.4%	4th: 5-14	35.7%	Game: 24-58	41.4%	Deadball					
3FG %:		2-5	40.0%	3-3	100.0%	1-4	25.0%	3-8	37.5%	9-23	39.1%	Rebounds					
FT %:		0-0	0.0%	2-6	33.3%	10-12	83.3%	0-0	0.0%	14-22	63.6%	8					

Officials: Jesse Dickerson, Kevin Pethelt, Tiana Cruse
Technical fouls: Ohio State-None, Penn State-None.
Attendance: 2090

Score by periods	1st	2nd	3rd	4th	OT	Total	Points	In	Off	2nd	Fast	Bench
Ohio State	20	17	8	22	9	76	PSU	38	22	5	6	7
Penn State	18	17	19	13	4	71	OSU	14	17	3	9	14

Last FG - OSU OT-00:11, PSU OT-04:27
Largest lead - OSU by 8 3rd-07:25, PSU by 18 4th-07:01.
OSU led for 16:42, PSU led for 21:36. Game was tied for 05:53.
Score tied - 7 times.
Lead changed - 6 times.

GAME 18: #9 MARYLAND 79, PENN STATE 67

Official Basketball Box Score -- Game Totals -- Final Statistics
Penn State vs Maryland
01/20/19 2:00 pm at

Penn State 67 • 9-8

#	Player	Total			3-Ptr			Rebounds			PF	TP	A	TO	Blk	Stl	Min
		FG	FGA	FT	FTA	FG	FGA	FT	FTA	Off							
01	Alisia Smith	f	4-9	0-0	1-2	5	4	9	2	9	0	1	1	0	0	36	
02	Amari Carter	g	2-14	1-6	2-2	0	1	1	4	7	1	1	0	0	0	38	
03	Karisma Ortiz	g	0-2	0-2	0-0	0	1	1	0	0	0	0	0	0	0	6	
04	Siyeh Frazier	g	6-10	1-2	0-0	2	6	8	5	13	1	4	0	1	24		
05	Kamaria McDaniel	g	1-5	0-0	3-4	0	1	1	2	5	1	2	0	0	20		
11	Teniya Page	g	5-12	2-5	8-11	1	4	5	3	20	3	0	0	1	33		
31	J. Travascio-Green	g	2-4	2-4	0-0	0	1	1	0	6	1	1	0	0	17		
33	Lauren Ebo	g	3-8	0-0	1-3	2	7	9	4	7	2	1	0	0	26		
Team						0	3	3									
Totals			23-64	6-19	15-22	10	28	38	20	67	9	10	1	3	200		
1st - FG %:		3-16	18.8%	2nd: 10-16	62.5%	3rd: 4-16	25.0%	4th: 6-16	37.5%	Game: 23-64	35.9%	Deadball					
3FG %:		0-5	0.0%	3-5	60.0%	1-4	25.0%	2-5	40.0%	6-19	31.6%	Rebounds					
FT %:		2-6	33.3%	4-4	100.0%	1-2	50.0%	5-7	71.4%	15-22	68.2%	2					

Maryland 79 • 15-2

#	Player	Total			3-Ptr			Rebounds			PF	TP	A	TO	Blk	Stl	Min
		FG	FGA	FT	FTA	FG	FGA	FT	FTA	Off							
01	Shakira Austin	f	6-11	0-0	1-3	1	9	10	2	13	2	2	3	2	32		
03	Chanisse Lewis	g	1-3	0-1	0-0	0	2	2	4	2	2	1	0	0	20		
05	Kaila Charles	g	6-11	0-0	7-8	2	7	9	3	19	2	5	0	1	35		
11	Taylor Mikesell	g	8-15	5-9	2-2	0	6	6	3	23	2	1	0	1	38		
22	Blair Watson	g	1-6	1-6	0-0	0	0	0	3	3	6	1	0	0	28		
24	Stephanie Jones	g	2-3	0-0	2-2	1	4	5	2	6	0	1	0	0	25		
32	Sara Vujacic	g	0-1	0-0	0-0	0	0	0	1	0	0	0	0	0	3		
34	Brianna Fraser	g	5-9	0-0	3-5	0	2	2	3	13	0	0	0	0	19		
Team						0	6	6									
Totals			29-59	6-16	15-20	4	36	40	21	79	14	11	3	4	200		
1st - FG %:		7-17	41.2%	2nd: 6-14	42.9%	3rd: 8-16	50.0%	4th: 8-16	50.0%	Game: 29-59	49.2%	Deadball					
3FG %:		3-7	42.9%	1-4	25.0%	1-3	33.3%	1-2	50.0%	6-16	37.5%	Rebounds					
FT %:		4-4	100.0%	1-2	50.0%	5-7	71.4%	5-7	71.4%	15-20	75.0%	3					

Officials: Nykessa Thompson, Michael McConnell, Tina Napier
Technical fouls: Penn State-None, Maryland-None.
Attendance: 7684

Score by periods	1st	2nd	3rd	4th	Total	Points	In	Off	2nd	Fast	Bench
Penn State	8	27	16	16	67	PSU	28	20	8	15	6
Maryland	21	14	22	22	79	MD	40	15	2	9	79

2018-19 Women's Basketball. Round: 0. Maryland vs Penn St. Played at .
Largest lead - PSU by 5 3rd-06:39, MD by 15 4th-00:11.
PSU led for 06:11, MD led for 28:21. Game was tied for 05:28.
Score tied - 8 times.
Lead changed - 4 times.

GAME 19: PENN STATE 65, WISCONSIN 59

Official Basketball Box Score -- Game Totals -- Final Statistics
Penn State vs Wisconsin
01/24/19 7:00 pm at

Penn State 65 • 10-9

#	Player	Total			3-Ptr			Rebounds			PF	TP	A	TO	Blk	Stl	Min
		FG	FGA	FT	FTA	FG	FGA	FT	FTA	Off							
01	Alisia Smith	f	2-4	0-0	1-3	4	4	8	5	5	1	1	2	0	22		
02	Amari Carter	g	5-14	2-3	0-0	1	2	3	1	12	3	1	1	1	36		
03	Karisma Ortiz	g	0-2	0-1	0-0	1	2	3	0	3	4	0	2	18			
04	Siyeh Frazier	g	1-3	0-0	1-2	2	2	4	3	0	1	2	1	21			
11	Teniya Page	g	4-11	0-5	8-11	0	3	2	16	3	5	2	0	34			
05	Kamaria McDaniel	g	2-5	1-3	0-1	1	1	2	3	5	1	1	0	16			
31	J. Travascio-Green	g	5-9	4-7	0-0	0	2	2	4	14	1	2	0	27			
33	Lauren Ebo	g	5-10	0-0	0-0	3	3	6	2	10	0	2	0	23			
43	Bexley Wallace	g	0-0	0-0	0-0	0	1	1	2	0	0	0	0	3			
Team						2	3	5									
Totals			24-58	7-19	10-17	14	23	37	24	65	12	17	7	6	200		
1st - FG %:		7-14	50.0%	2nd: 8-16	50.0%	3rd: 6-13	46.2%	4th: 3-15	20.0%	Game: 24-58	41.4%	Deadball					
3FG %:		1-3	33.3%	4-8	50.0%	1-4	25.0%	1-4	25.0%	7-19	36.8%	Rebounds					
FT %:		1-1	100.0%	2-3	66.7%	2-7	28.6%	5-6	83.3%	10-17	58.8%	5,1					

Wisconsin 59 • 10-10

#	Player	Total			3-Ptr			Rebounds			PF	TP	A	TO	Blk	Stl	Min
		FG															

GAME 21: #13/12 IOWA 81, PENN STATE 61

Official Basketball Box Score -- Game Totals -- Final Statistics
#13/12 Iowa vs Penn State

2/3/19 2:01 PM at University Park, Pa. - Bryce Jordan Cntr

#13/12 Iowa 81 • 17-5, 8-3

#	Player	F	Total			3-Ptr			Rebounds			PF	TP	A	T	B	Blk	Stl	Min
			FG-FGA	FG-FGA	FT-FTA	FG-FGA	FG-FGA	FT-FTA	Off	Def	Tot								
10	Megan Gustafson	f	13-18	0-0	4-4	2	9	11	2	30	5	1	3	0	36				
21	Hannah Stewart	f	3-5	0-0	0-0	5	9	14	3	6	4	2	1	0	28				
03	Makenzie Meyer	g	7-10	3-5	1-1	0	3	3	2	18	3	1	1	0	27				
11	Tania Davis	g	2-6	2-5	2-2	0	6	6	2	8	4	3	0	0	38				
22	Kathleen Doyle	g	5-14	0-4	0-4	0	3	3	10	6	4	0	0	3	33				
01	Tomii Taiwo	g	0-1	0-0	0-0	0	0	0	1	0	0	0	0	0	3				
05	Alexis Sevillian	g	2-5	1-1	0-0	1	2	2	5	1	4	0	1	1	18				
23	Logan Cook	g	0-0	0-0	0-0	0	0	0	0	0	0	0	0	0	1				
24	Zion Sanders	g	0-1	0-0	0-0	0	0	0	0	0	0	1	0	1	1				
25	Monika Czimano	g	1-3	0-0	0-0	0	0	0	1	2	0	0	0	0	6				
31	Paula Valino Ramos	g	0-0	0-0	0-0	0	1	1	0	0	0	0	0	0	0				
43	Amanda Ollinger	g	1-1	0-0	0-0	0	3	3	0	2	2	0	2	0	9				
	Team					3	3	6		1									
	Totals		34-64	6-15	7-11	11	39	50	16	81	25	17	7	4	200				

1st - FG %:	9-16	56.3%	2nd:	10-18	55.6%	3rd:	10-18	55.6%	4th:	5-12	41.7%	Game:	34-64	53.1%	Deadball	
3FG %:	3-5	60.0%		0-2	0.0%		2-5	40.0%		1-2	50.0%		6-15	40.0%	Rebounds	
FT %:	3-5	60.0%		4-4	100.0%		0-0	0.0%		0-2	0.0%		7-11	63.6%		3

Penn State 61 • 10-11, 3-7

#	Player	F	Total			3-Ptr			Rebounds			PF	TP	A	T	B	Blk	Stl	Min
			FG-FGA	FG-FGA	FT-FTA	FG-FGA	FG-FGA	FT-FTA	Off	Def	Tot								
01	Alisia Smith	f	7-14	0-0	1-2	3	4	7	1	15	0	1	1	0	2	31			
02	Amari Carter	g	4-9	2-6	0-0	0	1	1	10	5	3	0	5	38					
03	Karisma Ortiz	g	4-8	0-2	0-0	0	6	6	2	8	1	1	1	2	28				
04	Siyeh Frazier	g	0-6	0-1	2-2	0	1	1	2	2	0	1	1	0	17				
11	Teniya Page	g	6-17	1-4	4-7	1	2	3	17	3	2	2	0	3	38				
05	Kamaria McDaniel	g	1-7	0-2	3-4	1	3	4	0	5	1	1	0	0	12				
31	J. Travascio-Green	g	0-4	0-3	0-0	1	1	2	1	0	1	0	1	0	17				
33	Lauren Ebo	g	2-6	0-0	0-1	1	1	2	2	4	0	0	2	0	17				
43	Bexley Wallace	g	0-0	0-0	0-0	0	0	0	0	0	0	0	0	0	2				
	Team					6	1	7		1									
	Totals		24-71	3-18	10-16	13	20	33	12	61	11	11	5	12	200				

1st - FG %:	9-17	52.9%	2nd:	3-16	18.8%	3rd:	10-20	50.0%	4th:	2-18	11.1%	Game:	24-71	33.8%	Deadball	
3FG %:	2-4	50.0%		0-5	0.0%		0-3	0.0%		0-3	0.0%		3-18	16.7%	Rebounds	
FT %:	2-2	100.0%		3-4	75.0%		3-6	50.0%		2-4	50.0%		10-16	62.5%		1

Officials: Tim Daley, Bruce Morris, Nykesha Thompson
 Technical fouls: #13/12 Iowa-None. Penn State-None.
 Attendance: 2815

Score by periods	Total					Points	In Paint	Off T/O	2nd Chance	Fast Break	Bench
	1st	2nd	3rd	4th	Total						
#13/12 Iowa	24	24	22	11	81	54	14	6	12	9	9
Penn State	22	9	24	6	61	20	12	9	4	9	9

Last FG - Iowa 4th-01:37, PSU 4th-07:05.
 Largest lead - Iowa by 22 4th-01:37, PSU by 4 1st-05:45.
 Iowa led for 34:25. PSU led for 03:30. Game was tied for 02:05.
 Score tied - 3 times. Lead changed - 3 times.

GAME 22: OHIO STATE 78, PENN STATE 73

Official Basketball Box Score -- Game Totals -- Final Statistics
Penn State vs Ohio State

02/06/19 7:00 pm at

Penn State 73 • 10-12

#	Player	F	Total			3-Ptr			Rebounds			PF	TP	A	T	B	Blk	Stl	Min
			FG-FGA	FG-FGA	FT-FTA	FG-FGA	FG-FGA	FT-FTA	Off	Def	Tot								
01	Alisia Smith	f	3-10	0-0	1-2	6	1	7	2	7	1	0	1	1	26				
02	Amari Carter	g	2-8	2-6	2-2	0	3	3	8	0	1	0	1	2	32				
03	Karisma Ortiz	g	0-2	0-1	0-0	0	2	2	1	0	3	2	0	0	23				
04	Siyeh Frazier	g	6-9	0-0	5-6	1	5	6	4	17	0	3	0	2	29				
11	Teniya Page	g	7-13	1-4	7-7	0	1	1	4	22	7	1	0	1	31				
05	Kamaria McDaniel	g	3-10	1-3	1-1	1	5	6	1	8	0	1	0	1	24				
31	J. Travascio-Green	g	1-5	1-5	0-0	0	0	0	0	4	3	1	0	0	13				
33	Lauren Ebo	g	3-4	0-0	0-0	0	1	1	2	6	0	0	1	0	14				
43	Bexley Wallace	g	1-2	0-0	0-0	1	2	3	3	2	2	0	0	0	8				
	Team					2	2	4		2									
	Totals		26-63	5-19	16-18	11	22	33	24	73	14	8	2	7	200				

1st - FG %:	4-17	23.5%	2nd:	7-16	43.8%	3rd:	9-18	50.0%	4th:	6-12	50.0%	Game:	26-63	41.3%	Deadball	
3FG %:	1-8	12.5%		1-2	50.0%		1-5	20.0%		2-4	50.0%		5-19	26.3%	Rebounds	
FT %:	3-4	75.0%		2-3	66.7%		3-3	100.0%		8-8	100.0%		16-18	88.9%		1

Ohio State 78 • 10-11

#	Player	F	Total			3-Ptr			Rebounds			PF	TP	A	T	B	Blk	Stl	Min
			FG-FGA	FG-FGA	FT-FTA	FG-FGA	FG-FGA	FT-FTA	Off	Def	Tot								
14	Dorka Juhasz	f	5-10	0-1	4-4	4	7	11	3	14	3	2	0	0	33				
24	Makayla Waterman	f	4-6	1-1	10-14	2	5	7	3	19	0	1	3	2	33				
01	Carmen Grande	g	6-11	2-3	0-1	1	3	4	2	14	4	1	0	2	38				
03	Janel Crooks	g	4-9	1-2	0-0	1	6	7	3	9	0	5	1	2	35				
10	Carly Santoro	g	4-8	1-3	11-13	0	1	1	2	20	0	2	0	1	37				
15	Adrea Miller	g	0-1	0-1	0-0	0	1	1	0	0	0	0	0	0	7				
23	Najah Queenland	g	0-1	0-0	0-0	0	0	0	0	0	0	0	0	0	2				
32	Aaliyah Patty	g	0-0	0-0	0-0	0	1	1	2	0	1	3	0	0	7				
33	Jensen Caretti	g	1-3	0-2	0-0	0	2	2	0	2	0	0	0	0	8				
	Team					0	1	1		0									
	Totals		24-49	5-13	25-32	8	27	35	17	78	8	14	4	7	200				

1st - FG %:	7-14	50.0%	2nd:	6-14	42.9%	3rd:	7-14	50.0%	4th:	4-7	57.1%	Game:	24-49	49.0%	Deadball	
3FG %:	0-2	0.0%		0-2	0.0%		4-7	57.1%		1-2	50.0%		5-13	38.5%	Rebounds	
FT %:	0-0	0.0%		3-5	60.0%		4-5	80.0%		18-28	64.3%		25-32	78.1%		2

Officials: Mark Resch, Julie Krommenhoek, Beverly Roberts
 Technical fouls: Penn State-None, Ohio State-None.
 Attendance: 4264
 2018-19 Women's Basketball. Round: 0. Ohio St. vs Penn St.. Played at .

Score by periods	Total					Points	In Paint	Off T/O	2nd Chance	Fast Break	Bench
	1st	2nd	3rd	4th	Total						
Penn State	12	17	22	22	73	32	7	11	14	19	9
Ohio State	14	15	22	27	78	20	12	9	4	9	9

Last FG - PSU 4th-00:30, OSU 4th-00:21.
 Largest lead - PSU by 3 4th-03:30, OSU by 10 3rd-03:01.
 PSU led for 04:40. OSU led for 29:24. Game was tied for 05:56.
 Score tied - 9 times. Lead changed - 12 times.

GAME 23: MICHIGAN 66, PENN STATE 62

Official Basketball Box Score -- Game Totals -- Final Statistics
Michigan vs Penn State

PAGE 30 | GAME 29 | PENN STATE VS. NEBRASKA

GAME 25: MINNESOTA 97, PENN STATE 67

Official Basketball Box Score -- Game Totals -- Final Statistics
Penn State vs Minnesota
02/17/19 1:00 pm at

Penn State 67 • 10-15

#	Player	Total	3-Ptr			Rebounds			PF	TP	A	TO	Blk	Stl	Min
			FG-FGA	FG-FGA	FT-FTA	Off	Def	Tot							
33	Lauren Ebo	f	4-6	0-0	0-0	3	5	8	4	8	1	2	2	0	32
02	Amari Carter	g	2-8	2-5	0-0	0	1	1	0	6	1	0	0	2	29
03	Karisma Ortiz	g	2-7	1-4	3-3	1	2	3	0	8	2	5	0	1	30
04	Siyeh Frazier	g	4-6	0-0	2-2	2	0	2	3	10	4	0	0	0	20
11	Tenya Page	g	4-12	1-3	5-6	0	6	6	2	14	2	0	0	0	31
05	Kamaria McDaniel	g	3-10	2-4	2-2	0	1	1	2	10	2	0	0	0	20
12	Kayleigh Semion	g	0-0	0-0	0-0	0	0	0	0	0	0	0	0	0	2
31	J. Travascio-Green	g	3-12	3-9	2-2	0	2	2	3	11	0	0	1	0	28
43	Bexley Wallace	g	0-1	0-0	0-0	0	0	0	2	0	0	1	0	0	8
Team			22-62	9-25	14-15	8	19	27	16	67	12	9	3	3	200
Totals			22-62	9-25	14-15	8	19	27	16	67	12	9	3	3	200

1st - FG %: 5-15 33.3% 2nd: 5-17 29.4% 3rd: 6-15 40.0% 4th: 6-15 40.0% Game: 22-62 35.5% Deadball Rebounds 0
 3FG %: 2-6 33.3% 3-8 37.5% 0-3 0.0% 4-8 50.0% 9-25 36.0% 0-0 0.0% 1-4 25.0% 4-14 28.6%
 FT %: 5-5 100.0% 4-4 100.0% 3-4 75.0% 2-2 100.0% 14-15 93.3% 1-1 100.0% 2-2 100.0%

Minnesota 97 • 19-7

#	Player	Total	3-Ptr			Rebounds			PF	TP	A	TO	Blk	Stl	Min
			FG-FGA	FG-FGA	FT-FTA	Off	Def	Tot							
05	Taiye Bello	f	7-7	0-0	0-0	5	8	13	1	14	2	2	1	3	28
31	Irene Garrido Perez	f	6-9	4-6	0-0	0	4	4	2	16	3	1	0	1	38
03	Destiny Pitts	g	8-18	4-10	2-2	0	4	4	2	6	2	2	0	0	31
21	Jasmine Brunson	g	6-12	0-1	5-7	1	4	5	2	17	3	0	0	0	34
23	Kenisha Bell	g	7-12	0-0	3-5	1	2	3	2	17	7	1	0	0	28
11	Delaynie Byrne	g	1-2	1-1	0-0	1	1	2	1	3	0	0	0	0	7
25	Palma Kaposi	g	1-4	0-0	0-0	1	2	3	0	2	1	1	0	0	11
41	Annalesse Lamke	g	2-6	0-0	2-2	3	4	7	4	6	1	2	0	1	23
Team			38-70	9-18	12-16	16	32	48	14	97	23	9	3	5	200
Totals			38-70	9-18	12-16	16	32	48	14	97	23	9	3	5	200

1st - FG %: 10-20 50.0% 2nd: 12-15 80.0% 3rd: 9-18 50.0% 4th: 7-17 41.2% Game: 38-70 54.3% Deadball Rebounds 0
 3FG %: 4-7 57.1% 1-2 50.0% 1-6 16.7% 3-3 100.0% 9-18 50.0% 1-1 100.0% 6-10 60.0% 7-16 43.8%
 FT %: 4-5 80.0% 6-7 85.7% 0-1 0.0% 2-3 66.7% 12-16 75.0% 1-1 100.0% 1-1 100.0%

Officials: Bob Enterville, Talisa Green, Mark Zentz
 Technical fouls: Penn State-None, Minnesota-None.
 Attendance: 5869
 2018-19 Women's Basketball. Round: 0. Minnesota vs Penn St., Played at .
Score by periods 1st 2nd 3rd 4th Total
 Penn State 17 17 15 18 67
 Minnesota 28 31 19 19 97
 In Points: Penn State 20, Minnesota 36
 Off T/O: Penn State 7, Minnesota 9
 2nd Chance: Penn State 12, Minnesota 8
 Fast Break: Penn State 8, Minnesota 21
 Largest lead - PSU by 7 1st-06:40, MINN by 36 4th-04:32.
 PSU led for 04:24, MINN led for 34:53. Game was tied for 00:43.
 Score tied - 0 times.
 Lead changed - 1 time.

GAME 26: PENN STATE 72, PURDUE 61

Official Basketball Box Score -- Game Totals -- Final Statistics
Purdue vs Penn State
2/21/19 7:01 PM at University Park, Pa. - Bryce Jordan Cntr

Purdue 61 • 17-12, 8-8

#	Player	Total	3-Ptr			Rebounds			PF	TP	A	TO	Blk	Stl	Min
			FG-FGA	FG-FGA	FT-FTA	Off	Def	Tot							
32	Ae'rianna Harris	f	5-11	0-0	3-3	4	7	11	1	13	1	1	3	1	40
01	Karissa McLaughlin	g	5-15	2-8	1-2	1	0	1	1	13	3	0	0	1	40
11	Dominique Oden	g	5-16	1-4	3-4	2	4	6	4	14	1	3	0	3	38
23	Kayana Traylor	g	1-1	0-0	3-4	0	0	0	0	1	5	2	0	0	16
25	Tamara Faruqhar	g	1-2	0-0	0-0	1	4	5	2	2	0	3	0	0	25
03	Lyndsey Whilby	g	2-7	0-1	5-6	3	4	2	3	9	0	2	0	1	19
09	Cassidy Hardin	g	1-1	1-1	0-0	0	2	2	1	3	2	1	0	0	12
13	Ajah Stallings	g	0-0	0-0	0-0	0	0	0	0	0	2	0	0	0	2
30	Nyagosa Gony	g	1-1	0-0	0-0	0	1	1	0	1	0	2	0	0	8
Team			21-54	4-14	15-19	12	20	32	15	61	9	15	3	6	200
Totals			21-54	4-14	15-19	12	20	32	15	61	9	15	3	6	200

1st - FG %: 4-9 44.4% 2nd: 6-14 42.9% 3rd: 6-14 42.9% 4th: 5-17 29.4% Game: 21-54 38.9% Deadball Rebounds 4
 3FG %: 1-2 50.0% 2-4 50.0% 1-4 25.0% 0-4 0.0% 4-14 28.6%
 FT %: 5-6 83.3% 0-0 0.0% 7-8 87.5% 3-5 60.0% 15-19 78.9%

Penn State 72 • 11-15, 4-11

#	Player	Total	3-Ptr			Rebounds			PF	TP	A	TO	Blk	Stl	Min
			FG-FGA	FG-FGA	FT-FTA	Off	Def	Tot							
33	Lauren Ebo	f	4-7	0-0	0-0	1	4	5	4	8	0	0	0	0	25
02	Amari Carter	g	7-16	3-6	1-3	0	3	3	0	18	2	4	0	2	39
03	Karisma Ortiz	g	1-3	0-0	0-0	1	0	1	4	2	2	0	0	2	22
04	Siyeh Frazier	g	6-8	0-0	6-7	1	8	9	2	18	4	3	0	1	33
31	J. Travascio-Green	g	5-11	3-7	1-2	0	3	3	3	14	2	0	0	1	39
05	Kamaria McDaniel	g	3-6	1-3	5-6	0	0	0	2	12	3	2	0	0	28
43	Bexley Wallace	g	0-1	0-0	0-0	0	1	1	3	0	0	0	0	0	14
Team			26-52	7-16	13-18	8	21	29	18	72	13	11	0	7	200
Totals			26-52	7-16	13-18	8	21	29	18	72	13	11	0	7	200

1st - FG %: 7-15 46.7% 2nd: 6-13 46.2% 3rd: 8-17 47.1% 4th: 5-7 71.4% Game: 26-52 38.9% Deadball Rebounds 3
 3FG %: 3-6 50.0% 2-3 66.7% 1-6 16.7% 1-1 100.0% 7-16 43.8%
 FT %: 1-1 100.0% 3-4 75.0% 3-3 100.0% 6-10 60.0% 13-18 72.2%

Officials: Brian Garland, Tim Daley, Kykesha Thompson
 Technical fouls: Purdue-None, Penn State-None.
 Attendance: 2049
Score by periods 1st 2nd 3rd 4th Total
 Purdue 14 14 20 13 61
 Penn State 18 17 20 17 72
 In Points: Penn State 28, Purdue 26
 Off T/O: Penn State 19, Purdue 14
 2nd Chance: Penn State 14, Purdue 8
 Fast Break: Penn State 12, Purdue 12
 Largest lead - PUR by 2 1st-08:46, PSU by 14 4th-03:57.
 PUR led for 00:08, PSU led for 38:33. Game was tied for 01:14.
 Score tied - 0 times.
 Lead changed - 1 time.

GAME 27: PENN STATE 76, ILLINOIS 65

Official Basketball Box Score -- Game Totals -- Final Statistics
Penn State vs Illinois
02/24/19 3:00 pm at

Penn State 76 • 12-15

#	Player	Total	3-Ptr			Rebounds			PF	TP	A	TO	Blk	Stl	Min
			FG-FGA	FG-FGA	FT-FTA	Off	Def	Tot							
33	Lauren Ebo	f	4-6	0-0	1-2	1	3	4	2	9	1	3	1	0	33
02	Amari Carter	g	5-10	1-6	3-4	0	6	6	4	14	6	2	1	4	34
03	Karisma Ortiz	g	1-4	0-1	0-0	2	6	8	2	2	3	1	0	0	32
04	Siyeh Frazier	g	6-12	0-0	2-0	1	5	6	3	12	1	2	1	3	31
31	J. Travascio-Green	g	6-12	5-10	0-2	0	4	4	3	19	2	3	0	0	37
05	Kamaria McDaniel	g	6-9	4-6	4-6	0	1	1	0	20	1	3	1	1	27
43	Bexley Wallace	g	0-0	0-0	0-0	0	0	0	1	0	0	0	0	0	6
Team			28-53	10-23	10-14	5	25	30	15	76	14	15	4	8	200
Totals			28-53	10-23	10-14	5	25	30	15	76	14	15	4	8	200

1st - FG %: 9-12 75.0% 2nd: 5-14 35.7% 3rd: 8-15 53.3% 4th: 6-12 50.0% Game: 28-53 52.8% Deadball Rebounds 2
 3FG %: 6-9 66.7% 2-7 28.6% 2-6 33.3% 0-1 0.0% 10-23 43.5%
 FT %: 2-2 100.0% 1-2 50.0% 2-4 50.0% 5-6 83.3% 10-14 71.4%

Illinois 65 • 10-18

#	Player	Total	3-Ptr			Rebounds			PF	TP	A	TO	Blk	Stl	Min
			FG-FGA	FG-FGA	FT-FTA	Off	Def	Tot							
35	Alex Wittinger	f	6-11	0-0	0-0	1	7	8	4	12	1	3	1	2	33
00	Ali Andrews	g	3-7	2-2	0-0	0	2	2	2	8	1	0	2	0	28
01	Brandi Beasley	g	5-11	0-3	0-0	0	2	2	4	10	5	0	0	3	33
05	Cierra Rice	g	3-5	1-2	1-1	0	0	0	2	8	1	1	0	0	25
00	Courtney Joens	g	1-6	0-3	1-1	0	1	1	0	3	0	1	0	2	11
00	J-Naya Ephraim	g	2-4	0-1	3-3	1	0	1	2	7	2	0	0	0	19
02	Lytic Robins	g	0-4	0-1	1-2	1	2	3	4	1	0	0	0	0	17
03	Arial Scott	g	4-6	2-4	0-0	0	2	2	0	10	1	3	0	2	15
04	Mackenzie Blazek	g	2-4	0-0	0-0	1	4	5	0	4	1	2	2	0	13
31	Sarah Shewan	g	1-2	0-1	0-0	0	0	0	2	0	0	0	0	0	6
Team			27-60	5-17	6-7	8	21	29	18	65	12	15	5	6	200
Totals			27-60	5-17	6-7	8	21	29	18	65	12	15	5	6	200

1st - FG %: 7-14 50.0% 2nd: 7-15 46.7% 3rd: 6-12 50.0% 4th: 7-19 36.8% Game: 27-60 45.0% Deadball Rebounds 3
 3FG %: 1-3 33.3% 1-5 20.0% 1-5 20.0% 1-4 25.0% 5-17 29.4%
 FT %: 1-1 100.0% 0-0 0.0% 2-5 40.0% 4-5 80.0% 6-7 85.7%

Officials: Natasha Camy, Mark Resch, Brian Hall
 Technical fouls: Penn State-None, Illinois-None.
 Attendance: 1532
 2018-19 Women's Basketball. Round: 0. Illinois vs Penn St., Played at .
Score by periods 1st 2nd 3rd 4th Total

**2018-19 Penn State Women's Basketball
Penn State Season Schedule/Results & Leaders (as of Feb 28, 2019)
All games**

RECORD:	OVERALL	HOME	AWAY	NEUTRAL
ALL GAMES	12-16	9-8	3-8	0-0
CONFERENCE	5-12	3-5	2-7	0-0
NON-CONFERENCE	7-4	6-3	1-1	0-0

Date	Opponent	Score	Att. High Points	High Rebounds
11/08/18	PROVIDENCE	W 74-72	2115 (15)Amari Carter	(7)Sam Breen (7)Alisia Smith
11/11/18	#24 CALIFORNIA	58-75 L	2406 (17)Siyeh Frazier	(11)Alisia Smith
11/14/18	at Fordham	W 72-55	639 (25)Teniya Page	(8)Alisia Smith
11/18/18	PRINCETON	Wot 79-71	2026 (23)Teniya Page	(11)Alisia Smith
11/21/18	NORTH DAKOTA	W 75-68	1881 (17)Alisia Smith	(8)Alisia Smith
11/25/18	STONY BROOK	70-81 L	2018 (34)Teniya Page	(6)Karisma Ortiz
11/29/18	at Florida State	58-87 L	2501 (24)Kamaria McDaniel	(8)Siyeh Frazier
12/2/18	JACKSONVILLE	W 80-61	2121 (27)Teniya Page	(14)Alisia Smith
12/5/18	DUQUESNE	58-64 L	1989 (18)Kamaria McDaniel	(7)Alisia Smith
12/9/18	ST. BONAVENTURE	W 80-65	2152 (23)Teniya Page	(12)Lauren Ebo
12/16/18	AMERICAN	W 80-59	2257 (18)Amari Carter	(12)Lauren Ebo
12/28/18	*#4 MARYLAND	61-77 L	2259 (24)Teniya Page	(8)Kamaria McDaniel
12/31/18	*at Indiana	75-83 L	4481 (24)Teniya Page	(8)Teniya Page
1/3/19	*WISCONSIN	W 71-64	2093 (23)Teniya Page	(11)Siyeh Frazier
01/06/19	*at Rutgers	61-74 L	1868 (23)Teniya Page	(10)Alisia Smith
1/12/19	*ILLINOIS	W 62-48	2472 (14)Alisia Smith	(11)Alisia Smith
1/17/19	*OHIO STATE	71-76 Lot	2090 (19)Teniya Page	(9)Amari Carter
01/20/19	*at Maryland	67-79 L	7684 (20)Teniya Page	(9)Lauren Ebo (9)Alisia Smith
01/24/19	*at Wisconsin	W 65-59	3074 (16)Teniya Page	(8)Alisia Smith
1/27/19	*#14/18 RUTGERS	61-69 L	2463 (18)Teniya Page	(9)Lauren Ebo
2/3/19	*#13/12 IOWA	61-81 L	2815 (17)Teniya Page	(7)Alisia Smith
02/06/19	*at Ohio State	73-78 L	4264 (22)Teniya Page	(7)Alisia Smith
2/10/19	*MICHIGAN	62-66 L	5024 (17)Teniya Page	(9)Lauren Ebo
02/14/19	*at Northwestern	63-78 L	490 (15)Teniya Page	(7)Lauren Ebo (7)Karisma Ortiz
02/17/19	*at Minnesota	67-97 L	5869 (14)Teniya Page	(8)Lauren Ebo
2/21/19	*PURDUE	W 72-61	2049 (18)Siyeh Frazier (18)Amari Carter	(9)Siyeh Frazier
02/24/19	*at Illinois	W 76-65	1532 (20)Kamaria McDaniel	(8)Karisma Ortiz
02/27/19	*at Michigan St.	48-57 L	2356 (13)Lauren Ebo	(11)Lauren Ebo

* - Conference game

Attendance Summary	Games	Attend	Avg/Game
Home	17	40230	2366
Away	11	34758	3160
Neutral	0	0	0
Total	28	74988	2678

**2018-19 Penn State Women's Basketball
Penn State Team Game-by-Game (as of Feb 28, 2019)
All games**

TEAM STATISTICS

Opponent	Date	Score		Total		3-Pointers		Free throws		Rebounds				pf	a	t/o	blk	stl	pts	avg
				fg-fga	pct	3fg-fga	pct	ft-fa	pct	off	def	tot	avg							
PROVIDENCE	11/08/18	74-72	W	27-62	.435	5-15	.333	15-19	.789	15	31	46	46.0	20	13	22	3	9	74	74.0
#24 CALIFORNIA	11/11/18	58-75	L	21-72	.292	5-21	.238	11-15	.733	19	21	40	43.0	19	13	15	5	9	58	66.0
at Fordham	11/14/18	72-55	W	29-63	.460	5-14	.357	9-11	.818	5	27	32	39.3	15	15	12	3	9	72	68.0
PRINCETON	11/18/18	79-71	Wot	23-59	.390	5-15	.333	28-34	.824	12	37	49	41.8	19	12	21	5	8	79	70.8
NORTH DAKOTA	11/21/18	75-68	W	23-50	.460	3-18	.167	26-34	.765	8	18	26	38.6	17	14	15	2	10	75	71.6
STONY BROOK	11/25/18	70-81	L	22-48	.458	2-15	.133	24-31	.774	9	21	30	37.2	18	7	22	4	12	70	71.3
at Florida State	11/29/18	58-87	L	24-55	.436	3-13	.231	7-11	.636	8	22	30	36.1	12	5	18	2	3	58	69.4
JACKSONVILLE	12/2/18	80-61	W	28-68	.412	9-20	.450	15-20	.750	14	29	43	37.0	20	16	19	15	13	80	70.8
DUQUESNE	12/5/18	58-64	L	24-62	.387	3-18	.167	7-12	.583	12	24	36	36.9	14	12	15	3	7	58	69.3
ST. BONAVENTURE	12/9/18	80-65	W	27-70	.386	8-22	.364	18-23	.783	16	28	44	37.6	19	16	9	6	6	80	70.4
AMERICAN	12/16/18	80-59	W	32-73	.438	5-22	.227	11-16	.688	14	28	42	38.0	11	22	5	6	7	80	71.3
#4 MARYLAND	12/28/18	61-77	L	22-62	.355	7-25	.280	10-19	.526	9	20	29	37.2	19	7	15	2	5	61	70.4
at Indiana	12/31/18	75-83	L	25-57	.439	4-13	.308	21-24	.875	9	30	39	37.4	33	6	21	5	7	75	70.8
WISCONSIN	1/3/19	71-64	W	25-67	.373	5-20	.250	16-25	.640	17	28	45	37.9	20	10	11	6	6	71	70.8
at Rutgers	01/06/19	61-74	L	18-49	.367	6-13	.462	19-26	.731	9	21	30	37.4	18	10	16	2	7	61	70.1
ILLINOIS	1/12/19	62-48	W	23-57	.404	5-20	.250	11-14	.786	8	28	36	37.3	11	15	12	3	9	62	69.6
OHIO STATE	1/17/19	71-76	Lot	24-58	.414	9-23	.391	14-22	.636	4	28	32	37.0	18	13	17	5	8	71	69.7
at Maryland	01/20/19	67-79	L	23-64	.359	6-19	.316	15-22	.682	10	28	38	37.1	20	9	10	1	3	67	69.6
at Wisconsin	01/24/19	65-59	W	24-58	.414	7-19	.368	10-17	.588	14	23	37	37.1	24	12	17	7	6	65	69.3
#14/18 RUTGERS	1/27/19	61-69	L	16-52	.308	7-21	.333	22-28	.786	15	17	32	36.8	15	12	12	1	6	61	68.9
#13/12 IOWA	2/3/19	61-81	L	24-71	.338	3-18	.167	10-16	.625	13	20	33	36.6	12	11	11	5	12	61	68.5
at Ohio State	02/06/19	73-78	L	26-63	.413	5-19	.263	16-18	.889	11	22	33	36.5	24	14	8	2	7	73	68.7
MICHIGAN	2/10/19	62-66	L	23-73	.315	5-17	.294	11-16	.688	20	14	34	36.3	21	9	7	4	13	62	68.4
at Northwestern	02/14/19	63-78	L	23-68	.338	4-20	.200	13-16	.813	16	24	40	36.5	18	12	12	1	5	63	68.2
at Minnesota	02/17/19	67-97	L	22-62	.355	9-25	.360	14-15	.933	8	19	27	36.1	16	12	9	3	3	67	68.2
PURDUE	2/21/19	72-61	W	26-52	.500	7-16	.438	13-18	.722	8	21	29	35.8	18	13	11	0	7	72	68.3
at Illinois	02/24/19	76-65	W	28-53	.528	10-23	.435	10-14	.714	5	25	30	35.6	15	14	15	4	8	76	68.6
at Michigan St.	02/27/19	48-57	L	18-59	.305	2-17	.118	10-14	.714	13	22	35	35.6	16	13	11	1	10	48	67.9
Penn State		1900		670-1707	.393	154-521	.296	406-550	.738	321	676	997	35.6	502	337	388	106	215	1900	67.9
Opponents		1970		728-1696	.429	166-480	.346	348-481	.723	331	768	1099	39.2	519	414	441	101	189	1970	70.4

Games played: 28
Points/game: 67.9
FG Pct: 39.3
3FG Pct: 29.6
FT Pct: 73.8

Rebounds/game: 35.6
Assists/game: 12.0
Turnovers/game: 13.9
Assist/turnover ratio: 0.9
Steals/game: 7.7
Blocks/game: 3.8

**2018-19 Penn State Women's Basketball
Penn State Team High/Low Analysis (as of Feb 28, 2019)
All games**

Penn State - TEAM GAME HIGHS

POINTS	80	AMERICAN (12/16/18)
	80	ST. BONAVENTURE (12/9/18)
	80	JACKSONVILLE (12/2/18)
	79	PRINCETON (11/18/18)
	76	at Illinois (02/24/19)
FIELD GOALS MADE	32	AMERICAN (12/16/18)
	29	at Fordham (11/14/18)
FIELD GOAL ATTEMPTS	73	MICHIGAN (2/10/19)
	73	AMERICAN (12/16/18)
FIELD GOAL PERCENTAGE	.528 (28-53)	at Illinois (02/24/19)
	.500 (26-52)	PURDUE (2/21/19)
3 PT FIELD GOALS MADE	10	at Illinois (02/24/19)
	9	at Minnesota (02/17/19)
	9	OHIO STATE (1/17/19)
	9	JACKSONVILLE (12/2/18)
3 PT FG ATTEMPTS	25	at Minnesota (02/17/19)
	25	#4 MARYLAND (12/28/18)
3 PT FG PERCENTAGE	.462 (6-13)	at Rutgers (01/06/19)
	.450 (9-20)	JACKSONVILLE (12/2/18)
FREE THROWS MADE	28	PRINCETON (11/18/18)
	26	NORTH DAKOTA (11/21/18)
FREE THROW ATTEMPTS	34	NORTH DAKOTA (11/21/18)
	34	PRINCETON (11/18/18)
FREE THROW PERCENTAGE	.933 (14-15)	at Minnesota (02/17/19)
	.889 (16-18)	at Ohio State (02/06/19)
REBOUNDS	49	PRINCETON (11/18/18)
	46	PROVIDENCE (11/08/18)
ASSISTS	22	AMERICAN (12/16/18)
	16	ST. BONAVENTURE (12/9/18)
	16	JACKSONVILLE (12/2/18)
STEALS	13	MICHIGAN (2/10/19)
	13	JACKSONVILLE (12/2/18)
BLOCKED SHOTS	15	JACKSONVILLE (12/2/18)
	7	at Wisconsin (01/24/19)
TURNOVERS	22	STONY BROOK (11/25/18)
	22	PROVIDENCE (11/08/18)
FOULS	33	at Indiana (12/31/18)
	24	at Ohio State (02/06/19)
	24	at Wisconsin (01/24/19)

**2018-19 Penn State Women's Basketball
Penn State Player High/Low Analysis (as of Feb 28, 2019)
All games**

Penn State - INDIVIDUAL GAME HIGHS

Points	34		Teniya Page vs Stony Brook (11/25/18)
	27		Teniya Page vs Jacksonville (12/2/18)
	25		Teniya Page at Fordham (11/14/18)
	24		Teniya Page at Indiana (12/31/18)
	24		Teniya Page vs #4 Maryland (12/28/18)
	24		Kamaria McDaniel at Florida State (11/29/18)
Field Goals Made	12		Teniya Page vs Stony Brook (11/25/18)
	10		Teniya Page vs #4 Maryland (12/28/18)
	10		Kamaria McDaniel at Florida State (11/29/18)
	10		Teniya Page at Fordham (11/14/18)
Field Goal Att.	22		Teniya Page vs Stony Brook (11/25/18)
	20		Teniya Page vs Ohio State (1/17/19)
	20		Teniya Page at Fordham (11/14/18)
FG Pct (min 5 made)	.875	(7-8)	Alisia Smith vs American (12/16/18)
	.833	(5-6)	Siyeh Frazier vs Ohio State (1/17/19)
	.833	(5-6)	Siyeh Frazier at Indiana (12/31/18)
3-Point FG Made	5		J. Travascio-Green at Illinois (02/24/19)
	5		Teniya Page vs Jacksonville (12/2/18)
3-Point FG Att.	10		J. Travascio-Green at Illinois (02/24/19)
	9		J. Travascio-Green at Minnesota (02/17/19)
	9		Teniya Page vs #4 Maryland (12/28/18)
	9		Teniya Page vs Jacksonville (12/2/18)
3-Pt FG Pct (min 2 made)	1.000	(2-2)	Siyeh Frazier vs Illinois (1/12/19)
	1.000	(2-2)	Teniya Page at Indiana (12/31/18)
Free Throws Made	11		Teniya Page vs #14/18 Rutgers (1/27/19)
	10		Teniya Page vs Wisconsin (1/3/19)
	10		Teniya Page at Indiana (12/31/18)
	10		Alisia Smith vs Princeton (11/18/18)
Free Throw Att.	12		Teniya Page vs #14/18 Rutgers (1/27/19)
	12		Teniya Page vs Wisconsin (1/3/19)
FT Pct (min 3 made)	1.000	(10-10)	Teniya Page at Indiana (12/31/18)
	1.000	(10-10)	Alisia Smith vs Princeton (11/18/18)
	1.000	(7-7)	Teniya Page at Ohio State (02/06/19)
	1.000	(6-6)	Amari Carter vs North Dakota (11/21/18)
	1.000	(5-5)	Alisia Smith at Indiana (12/31/18)
	1.000	(5-5)	Teniya Page vs American (12/16/18)
	1.000	(4-4)	Teniya Page at Northwestern (02/14/19)
	1.000	(4-4)	J. Travascio-Green vs Illinois (1/12/19)
	1.000	(4-4)	Amari Carter vs American (12/16/18)
	1.000	(4-4)	Siyeh Frazier vs St. Bonaventure (12/9/18)
	1.000	(4-4)	Alisia Smith vs Stony Brook (11/25/18)
	1.000	(4-4)	Kamaria McDaniel vs Providence (11/08/18)
	1.000	(3-3)	Karisma Ortiz at Minnesota (02/17/19)
	1.000	(3-3)	Teniya Page at Florida State (11/29/18)
	1.000	(3-3)	Kamaria McDaniel vs #24 California (11/11/18)
	1.000	(3-3)	Siyeh Frazier vs #24 California (11/11/18)
Rebounds	14		Alisia Smith vs Jacksonville (12/2/18)
	12		Lauren Ebo vs American (12/16/18)

**2018-19 Penn State Women's Basketball
Penn State Points-Rebounds-Assists (as of Feb 28, 2019)
All games**

Opponent	Date	Score		01	02	03	04	05	11	12
				SMITH,ALIS	CARTER,AMA	ORTIZ,KARI	FRAZIER,SI	MCDANIEL,K	PAGE,TENY	SEMION,KAY
PROVIDENCE	11/08/18	74-72	w	13-7-0	15-5-1	0-3-1	10-3-3	12-6-4	13-2-3	DNP
#24 CALIFORNIA	11/11/18	58-75	L	10-11-0	5-4-4	4-4-1	17-2-0	7-2-1	10-6-4	DNP
at Fordham	11/14/18	72-55	w	16-8-1	5-5-3	6-7-5	15-5-3	2-1-1	25-5-2	DNP
PRINCETON	11/18/18	79-71	w	16-11-1	17-5-2	7-4-2	11-7-2	5-5-0	23-6-4	0-1-0
NORTH DAKOTA	11/21/18	75-68	w	17-8-0	13-2-5	0-1-2	15-5-5	9-2-1	15-2-1	0-0-0
STONY BROOK	11/25/18	70-81	L	4-4-1	0-0-0	6-6-1	6-4-1	13-2-1	34-3-2	0-1-1
at Florida State	11/29/18	58-87	L	DNP	DNP	2-4-4	4-8-1	24-4-0	16-0-0	0-0-0
JACKSONVILLE	12/2/18	80-61	w	11-14-2	DNP	2-4-4	14-4-2	17-3-2	27-6-4	0-0-1
DUQUESNE	12/5/18	58-64	L	4-7-0	DNP	2-3-1	10-4-3	18-4-1	15-5-7	DNP
ST. BONAVENTURE	12/9/18	80-65	w	4-2-0	12-3-3	2-9-6	17-4-2	5-1-1	23-1-4	0-3-0
AMERICAN	12/16/18	80-59	w	14-5-1	18-4-6	3-6-2	6-5-1	13-1-2	17-5-8	0-0-0
#4 MARYLAND	12/28/18	61-77	L	2-4-0	4-1-2	3-1-0	5-3-0	16-8-3	24-5-2	DNP
at Indiana	12/31/18	75-83	L	15-6-0	5-3-2	2-6-0	11-5-1	14-3-0	24-8-3	DNP
WISCONSIN	1/3/19	71-64	w	5-8-0	13-0-3	2-8-1	10-11-2	11-1-1	23-4-3	DNP
at Rutgers	01/06/19	61-74	L	15-10-0	7-1-0	0-4-3	8-6-3	3-0-0	23-1-3	DNP
ILLINOIS	1/12/19	62-48	w	14-11-1	9-4-0	6-4-5	11-4-0	0-2-1	13-1-7	DNP
OHIO STATE	1/17/19	71-76	L	3-0-0	12-9-3	12-5-3	11-3-2	3-2-1	19-3-4	DNP
at Maryland	01/20/19	67-79	L	9-9-0	7-1-1	0-1-0	13-8-1	5-1-1	20-5-3	DNP
at Wisconsin	01/24/19	65-59	w	5-8-1	12-3-3	0-3-3	3-4-0	5-2-1	16-3-3	DNP
#14/18 RUTGERS	1/27/19	61-69	L	6-8-0	14-1-2	0-2-2	2-2-0	7-4-0	18-2-7	DNP
#13/12 IOWA	2/3/19	61-81	L	15-7-0	10-1-5	8-6-1	2-1-0	5-4-1	17-3-3	DNP
at Ohio State	02/06/19	73-78	L	7-7-1	8-3-0	0-2-3	17-6-0	8-6-0	22-1-7	DNP
MICHIGAN	2/10/19	62-66	L	9-6-0	10-4-3	3-4-3	12-0-1	3-1-0	17-1-2	DNP
at Northwestern	02/14/19	63-78	L	4-2-0	9-6-2	12-7-3	3-3-2	5-2-1	15-3-3	0-0-1
at Minnesota	02/17/19	67-97	L	DNP	6-1-1	8-3-2	10-2-4	10-1-2	14-6-2	0-0-0
PURDUE	2/21/19	72-61	w	DNP	18-3-2	2-1-2	18-9-4	12-0-3	DNP	DNP
at Illinois	02/24/19	76-65	w	DNP	14-6-6	2-8-3	12-6-1	20-1-1	DNP	DNP
at Michigan St.	02/27/19	48-57	L	DNP	6-2-3	3-0-1	8-6-2	12-5-4	DNP	DNP

Opponent	Date	Score		22	24	31	33	34	43
				KNIZNER,LE	BREEN,SAM	TRAVASCIO-	EBO,LAUREN	MCMURTRY,S	WALLACE,BE
PROVIDENCE	11/08/18	74-72	w	DNP	9-7-1	DNP	0-6-0	DNP	2-5-0
#24 CALIFORNIA	11/11/18	58-75	L	DNP	0-2-2	DNP	1-4-1	DNP	4-3-0
at Fordham	11/14/18	72-55	w	0-0-0	3-1-0	DNP	DNP	DNP	0-0-0
PRINCETON	11/18/18	79-71	w	DNP	0-1-0	DNP	0-4-0	DNP	0-0-1
NORTH DAKOTA	11/21/18	75-68	w	DNP	DNP	DNP	6-2-0	DNP	0-0-0
STONY BROOK	11/25/18	70-81	L	0-0-0	DNP	DNP	4-1-0	DNP	3-4-0
at Florida State	11/29/18	58-87	L	DNP	DNP	DNP	3-6-0	DNP	9-5-0
JACKSONVILLE	12/2/18	80-61	w	0-0-0	DNP	DNP	9-5-0	DNP	0-1-1
DUQUESNE	12/5/18	58-64	L	0-1-0	DNP	DNP	8-5-0	DNP	1-1-0
ST. BONAVENTURE	12/9/18	80-65	w	DNP	DNP	DNP	15-12-0	DNP	2-1-0
AMERICAN	12/16/18	80-59	w	0-0-0	DNP	DNP	9-12-2	0-0-0	0-0-0
#4 MARYLAND	12/28/18	61-77	L	DNP	DNP	5-1-0	2-4-0	DNP	0-0-0
at Indiana	12/31/18	75-83	L	DNP	DNP	2-3-0	2-3-0	DNP	0-0-0
WISCONSIN	1/3/19	71-64	w	DNP	DNP	2-2-0	5-5-0	DNP	0-0-0
at Rutgers	01/06/19	61-74	L	DNP	DNP	5-1-1	0-3-0	DNP	0-0-0
ILLINOIS	1/12/19	62-48	w	DNP	DNP	7-2-0	2-4-1	0-0-0	DNP
OHIO STATE	1/17/19	71-76	L	DNP	DNP	9-3-0	2-5-0	DNP	0-0-0
at Maryland	01/20/19	67-79	L	DNP	DNP	6-1-1	7-9-2	DNP	DNP
at Wisconsin	01/24/19	65-59	w	DNP	DNP	14-2-1	10-6-0	DNP	0-1-0
#14/18 RUTGERS	1/27/19	61-69	L	DNP	DNP	8-1-0	6-9-1	DNP	DNP
#13/12 IOWA	2/3/19	61-81	L	DNP	DNP	0-2-1	4-2-0	DNP	0-0-0
at Ohio State	02/06/19	73-78	L	DNP	DNP	3-0-1	6-1-0	DNP	2-3-2
MICHIGAN	2/10/19	62-66	L	DNP	DNP	3-2-0	5-9-0	DNP	0-0-0
at Northwestern	02/14/19	63-78	L	DNP	DNP	12-0-0	1-7-0	DNP	2-4-0
at Minnesota	02/17/19	67-97	L	DNP	DNP	11-2-0	8-8-1	DNP	0-0-0
PURDUE	2/21/19	72-61	w	DNP	DNP	14-3-2	8-5-0	DNP	0-1-0
at Illinois	02/24/19	76-65	w	DNP	DNP	19-4-2	9-4-1	DNP	0-0-0
at Michigan St.	02/27/19	48-57	L	DNP	DNP	6-5-3	13-11-0	DNP	0-2-0

**2018-19 Penn State Women's Basketball
Penn State Combined Team Statistics (as of Feb 28, 2019)
Conference games only**

RECORD:	OVERALL	HOME	AWAY	NEUTRAL
ALL GAMES	5-12	3-5	2-7	0-0
CONFERENCE	5-12	3-5	2-7	0-0
NON-CONFERENCE	0-0	0-0	0-0	0-0

#	Player	gp-gs	min	avg	Total		3-Point		F-Throw		Rebounds				pf	dq	a	to	blk	stl	pts	avg
					fg-fga	fg%	3fg-fga	3fg%	ft-fa	ft%	off	def	tot	avg								
11	Teniya Page	14-13	494	35.3	77-200	.385	21-67	.313	90-109	.826	5	41	46	3.3	34	0	52	27	3	17	265	18.9
02	Amari Carter	17-16	600	35.3	63-190	.332	24-82	.293	14-19	.737	7	42	49	2.9	33	0	38	27	5	31	164	9.6
04	Siyeh Frazier	17-16	403	23.7	63-136	.463	3-12	.250	27-42	.643	24	55	79	4.6	49	2	23	33	7	19	156	9.2
01	Alisia Smith	13-12	341	26.2	38-92	.413	0-0	.000	33-50	.660	43	43	86	6.6	37	1	3	20	11	9	109	8.4
05	Kamaria McDaniel	17-0	345	20.3	44-121	.364	18-51	.353	33-44	.750	9	34	43	2.5	31	0	20	27	2	10	139	8.2
31	J. Travascio-Green	17-3	393	23.1	39-122	.320	29-93	.312	19-22	.864	9	25	34	2.0	35	0	12	18	6	6	126	7.4
33	Lauren Ebo	17-4	370	21.8	40-87	.460	0-0	.000	10-26	.385	35	60	95	5.6	47	2	6	24	12	9	90	5.3
03	Karisma Ortiz	17-16	397	23.4	24-69	.348	6-23	.261	9-12	.750	14	51	65	3.8	35	2	35	31	6	17	63	3.7
43	Bexley Wallace	14-0	78	5.6	2-8	.250	0-0	.000	0-0	.000	4	7	11	0.8	17	0	2	1	0	4	4	0.3
34	Sarah McMurtry	1-0	1	1.0	0-0	.000	0-0	.000	0-0	.000	0	0	0	0.0	0	0	0	0	0	0	0	0.0
12	Kayleigh Semion	2-0	3	1.5	0-0	.000	0-0	.000	0-0	.000	0	0	0	0.0	0	0	1	0	0	0	0	0.0
Team											39	32	71				7					
Total.....		17	3425		390-1025	.380	101-328	.308	235-324	.725	189	390	579	34.1	318	7	192	215	52	122	1116	65.6
Opponents.....		17	3425		438-988	.443	89-247	.360	247-338	.731	191	482	673	39.6	305	-	251	256	71	107	1212	71.3

TEAM STATISTICS	PSU	OPP	Date	Opponent	Score	Att.
SCORING	1116	1212	* 12/28/18	#4 MARYLAND	L 61-77	2259
Points per game	65.6	71.3	* 12/31/18	at Indiana	L 75-83	4481
Scoring margin	-5.6	-	* 1/3/19	WISCONSIN	W 71-64	2093
FIELD GOALS-ATT	390-1025	438-988	* 01/06/19	at Rutgers	L 61-74	1868
Field goal pct	.380	.443	* 1/12/19	ILLINOIS	W 62-48	2472
3 POINT FG-ATT	101-328	89-247	* 1/17/19	OHIO STATE	Lot 71-76	2090
3-point FG pct	.308	.360	* 01/20/19	at Maryland	L 67-79	7684
3-pt FG made per game	5.9	5.2	* 01/24/19	at Wisconsin	W 65-59	3074
FREE THROWS-ATT	235-324	247-338	* 1/27/19	#14/18 RUTGERS	L 61-69	2463
Free throw pct	.725	.731	* 2/3/19	#13/12 IOWA	L 61-81	2815
F-Throws made per game	13.8	14.5	* 02/06/19	at Ohio State	L 73-78	4264
REBOUNDS	579	673	* 2/10/19	MICHIGAN	L 62-66	5024
Rebounds per game	34.1	39.6	* 02/14/19	at Northwestern	L 63-78	490
Rebounding margin	-5.5	-	* 02/17/19	at Minnesota	L 67-97	5869
ASSISTS	192	251	* 2/21/19	PURDUE	W 72-61	2049
Assists per game	11.3	14.8	* 02/24/19	at Illinois	W 76-65	1532
TURNOVERS	215	256	* 02/27/19	at Michigan St.	L 48-57	2356
Turnovers per game	12.6	15.1				
Turnover margin	+2.4	-				
Assist/turnover ratio	0.9	1.0				
STEALS	122	107				
Steals per game	7.2	6.3				
BLOCKS	52	71				
Blocks per game	3.1	4.2				
ATTENDANCE	21265	31618				
Home games-Avg/Game	8-2658	9-3513				
Neutral site-Avg/Game	-	0-0				

Score by Periods	1st	2nd	3rd	4th	OT	Totals
Penn State	264	273	299	276	4	1116
Opponents	280	303	310	310	9	1212

**2018-19 Penn State Women's Basketball
Penn State Combined Team Statistics (as of Feb 28, 2019)
All games**

RECORD:	OVERALL	HOME	AWAY	NEUTRAL
ALL GAMES	12-16	9-8	3-8	0-0
CONFERENCE	5-12	3-5	2-7	0-0
NON-CONFERENCE	7-4	6-3	1-1	0-0

#	Player	gp-gs	min	avg	Total		3-Point		F-Throw		Rebounds				Other				pts	avg		
					fg-fga	fg%	3fg-fga	3fg%	ft-fa	ft%	off	def	tot	avg	pf	dq	a	to			blk	stl
11	Teniya Page	25-24	895	35.8	149-387	.385	40-129	.310	145-181	.801	10	77	87	3.5	48	0	91	52	4	28	483	19.3
04	Siyeh Frazier	28-27	726	25.9	109-246	.443	7-30	.233	56-80	.700	38	92	130	4.6	84	4	46	63	12	45	281	10.0
02	Amari Carter	25-23	842	33.7	91-262	.347	40-119	.336	27-32	.844	12	65	77	3.1	46	1	62	37	8	41	249	10.0
01	Alisia Smith	23-22	604	26.3	77-168	.458	0-0	.000	64-87	.736	76	87	163	7.1	67	3	9	45	25	24	218	9.5
05	Kamaria McDaniel	28-4	626	22.4	89-232	.384	29-96	.302	57-77	.740	15	59	74	2.6	50	0	34	42	6	25	264	9.4
31	J. Travascio-Green	17-3	393	23.1	39-122	.320	29-93	.312	19-22	.864	9	25	34	2.0	35	0	12	18	6	6	126	7.4
33	Lauren Ebo	27-9	566	21.0	63-135	.467	0-0	.000	19-42	.452	58	94	152	5.6	74	2	9	45	27	10	145	5.4
03	Karisma Ortiz	28-21	708	25.3	39-108	.361	7-37	.189	12-17	.706	23	93	116	4.1	57	3	64	62	15	27	97	3.5
24	Sam Breen	4-0	42	10.5	4-11	.364	2-5	.400	2-4	.500	3	8	11	2.8	3	0	3	4	0	2	12	3.0
43	Bexley Wallace	25-2	189	7.6	10-24	.417	0-0	.000	5-8	.625	12	19	31	1.2	36	0	4	11	3	5	25	1.0
12	Kayleigh Semion	9-0	38	4.2	0-5	.000	0-5	.000	0-0	.000	2	3	5	0.6	1	0	3	0	0	1	0	0.0
34	Sarah McMurtry	2-0	2	1.0	0-0	.000	0-0	.000	0-0	.000	0	0	0	0.0	0	0	0	0	0	0	0	0.0
22	Leah Knizner	5-0	19	3.8	0-7	.000	0-7	.000	0-0	.000	0	1	1	0.2	1	0	0	1	0	1	0	0.0
Team											63	53	116				8					
Total.....		28	5650		670-1707	.393	154-521	.296	406-550	.738	321	676	997	35.6	502	13	337	388	106	215	1900	67.9
Opponents.....		28	5650		728-1696	.429	166-480	.346	348-481	.723	331	768	1099	39.2	519	-	414	441	101	189	1970	70.4

TEAM STATISTICS	PSU	OPP	Date	Opponent	Score	Att.
SCORING	1900	1970	11/08/18	PROVIDENCE	W 74-72	2115
Points per game	67.9	70.4	11/11/18	#24 CALIFORNIA	L 58-75	2406
Scoring margin	-2.5	-	11/14/18	at Fordham	W 72-55	639
FIELD GOALS-ATT	670-1707	728-1696	11/18/18	PRINCETON	Wot 79-71	2026
Field goal pct	.393	.429	11/21/18	NORTH DAKOTA	W 75-68	1881
3 POINT FG-ATT	154-521	166-480	11/25/18	STONY BROOK	L 70-81	2018
3-point FG pct	.296	.346	11/29/18	at Florida State	L 58-87	2501
3-pt FG made per game	5.5	5.9	12/2/18	JACKSONVILLE	W 80-61	2121
FREE THROWS-ATT	406-550	348-481	12/5/18	DUQUESNE	L 58-64	1989
Free throw pct	.738	.723	12/9/18	ST. BONAVENTURE	W 80-65	2152
F-Throws made per game	14.5	12.4	12/16/18	AMERICAN	W 80-59	2257
REBOUNDS	997	1099	* 12/28/18	#4 MARYLAND	L 61-77	2259
Rebounds per game	35.6	39.2	* 12/31/18	at Indiana	L 75-83	4481
Rebounding margin	-3.6	-	* 1/3/19	WISCONSIN	W 71-64	2093
ASSISTS	337	414	* 01/06/19	at Rutgers	L 61-74	1868
Assists per game	12.0	14.8	* 1/12/19	ILLINOIS	W 62-48	2472
TURNOVERS	388	441	* 1/17/19	OHIO STATE	Lot 71-76	2090
Turnovers per game	13.9	15.8	* 01/20/19	at Maryland	L 67-79	7684
Turnover margin	+1.9	-	* 01/24/19	at Wisconsin	W 65-59	3074
Assist/turnover ratio	0.9	0.9	* 1/27/19	#14/18 RUTGERS	L 61-69	2463
STEALS	215	189	* 2/3/19	#13/12 IOWA	L 61-81	2815
Steals per game	7.7	6.8	* 02/06/19	at Ohio State	L 73-78	4264
BLOCKS	106	101	* 2/10/19	MICHIGAN	L 62-66	5024
Blocks per game	3.8	3.6	* 02/14/19	at Northwestern	L 63-78	490
ATTENDANCE	40230	34758	* 02/17/19	at Minnesota	L 67-97	5869
Home games-Avg/Game	17-2366	11-3160	* 2/21/19	PURDUE	W 72-61	2049
Neutral site-Avg/Game	-	0-0	* 02/24/19	at Illinois	W 76-65	1532
			* 02/27/19	at Michigan St.	L 48-57	2356

Score by Periods	1st	2nd	3rd	4th	OT	Totals
Penn State	435	448	494	503	20	1900
Opponents	451	500	523	479	17	1970

* - Conference game



1 | ALISIA SMITH

F | So./So. | 6-3
Lansing, Mich.



2 | AMARI CARTER

G | Sr./Jr. | 5-8
Washington D.C.



3 | KARISMA ORTIZ

G | Fr./Fr. | 6-0
San Jose, Calif.



4 | SIYEH FRAZIER

G | Jr./Jr. | 5-9
Detorit, Mich.



5 | KAMARIA MCDANIEL

G | So./So. | 5-10
Inkster, Mich.



11 | TENIYA PAGE

G | Sr./Sr. | 5-7
Chicago, Ill.



12 | KAYLEIGH SEMION

G | Sr./Sr. | 5-6
Dunmore, Pa.



22 | LEAH KNIZNER

G | Sr./Sr. | 5-9
Greensburg, Pa.



31 | JAIDA TRAVASCIO-GREEN

G | Jr./Jr. | 6-2
Lisle, Ill.



33 | LAUREN EBO

F | Fr./Fr. | 6-4
Washington D.C.



34 | SARAH McMURTRY

G | Sr./Sr. | 5-6
Pittsburgh, Pa.



43 | BEXLEY WALLACE

F | Fr./Fr. | 6-3
Pickerington, Ohio



COQUESE WASHINGTON

Head Coach
12th Season
Notre Dame '93



ITORO COLEMAN

Assistant Coach
Eighth Season
Clemson '00



TAMIKA JETER

Assistant Coach
Third Season
Connecticut '02



GEOFF LANIER

Assistant Coach
First Season
Southern Conn. State '92

PRONUNCIATIONS

Amari Carter
Lauren Ebo
Siyeh Frazier
Leah Knizner
Kamaria McDaniel
Karisma Ortiz
Teniya Page
Kayleigh Semion

Uh-mar-E
EE-bo
sigh-uh Frasier
KIZZ-ner
Kuh-mar-E-uh
Charisma
tuh-NYE-uh
Simm-ee-in

Alisia Smith
Jaida Travascio-Green
Coquese Washington
Itoro Coleman
Tamika Jeter
Geoff Lanier

Uh-lee-see-uh
jay-duh truh-VOSS-ee-o
ko-KWEES
E-tore-uh
Jet-ur
Jeff Lan-yer