

887 WINS (8th in Nation)

49 BOWL GAMES (T-9th in Nation)

29 BOWL WINS (T-4th in Nation)

100 1ST-TEAM ALL-AMERICANS



Orlando, Fla. - Camping World Stadium (65,000)

Series: Penn State, 3-2

Last Meeting: Penn State, 26-14

January 1, 1999 - Raymond James Stadium

Complete Series Info on Page 8

2 NATIONAL CHAMPIONSHIPS

4 BIG TEN CHAMPIONSHIPS

84% ALL-TIME GRADUATION RATE

66 ACADEMIC ALL-AMERICANS (2nd in Nation)

THE MATCHUP

PENN STATE
NITTANY LIONS

9-3, 6-3 Big Ten

Head Coach: James Franklin (East Stroudsburg '95)
Record at Penn State (5th season): 45-20 (.692)
Career Record (8th season): 69-35 (.663)
vs. Kentucky 3-0



TV PXP: Dave Flemming
Analyst: Brock Huard
Sideline: Laura Rutledge

Radio PXP: Beth Mowins
Analyst: Anthony Becht
Sideline: Rocky Boiman



PXP: Steve Jones
Analyst: Jack Ham
Sideline: Derrick Williams

Local: 93.7 FM/1450 AM
Web: GoPSUsports.com
Sirius/XM/Internet: 205/195/957

KENTUCKY
WILDCATS

9-3, 5-3 SEC

Head Coach: Mark Stoops (Iowa '90)
Record at Kentucky (6th season): 35-39 (.473)
Career Record (Same): Same
vs. Penn State: First Meeting

BY THE #'S

49th

Bowl appearance

40+

Team sacks in four consecutive seasons

25th

New Year's Day bowl game in Penn State history

16

All-Big Ten honorees

6th

Appearance in the VRBO Citrus Bowl

INSIDE THE GAME

NO. 12 PENN STATE MEETS NO. 14 KENTUCKY
IN VRBO CITRUS BOWL

No. 12 Penn State concludes the 2018 season with a trip to the VRBO Citrus Bowl to face No. 14 Kentucky. The New Year's Day bowl is set for 1 p.m. on ABC in Camping World Stadium in Orlando, Florida.

Penn State is making a bowl appearance for a fifth consecutive season and 49th time overall, ranking the Nittany Lions tied for ninth all-time in bowl appearances. It's the Lions' sixth appearance in the Citrus Bowl and first since the 2009 season.

A third-straight 10-win season is on the line for Penn State, equaling a feat that has not been accomplished since 1980-82.

Leading the Nittany Lions for the final time is senior quarterback Trace McSorley, Penn State's all-time passing and wins leader. Just one passing attempt will make him the first Penn State quarterback to throw in four bowl games. McSorley was named to the All-Big Ten second team along with running back Miles Sanders.

Penn State's defense is led by two All-Big Ten first team picks, defensive end Yetur Gross-Matos and cornerback Amani Oruwariye. Gross-Matos ranks second in the Big Ten in tackles for loss (1.7 per game) and is one of three Nittany Lion defensive linemen to rank in the top-10 in the Big Ten in sacks per game. Oruwariye ranks third in the Big Ten in passes defended with 1.3 per game.

The Lions face a Kentucky team on the rise. The Wildcats went 9-3 during the regular season, their best mark in 41 years, led by a stifling defense and strong running attack. Linebacker Josh Allen won the Bednarik and Nagurski awards as the nation's best defender and was also the SEC Defensive Player of the Year. Running back Benny Snell Jr. and offensive guard Bunchy Stallings joined Allen on the All-SEC first team.

BREAKDOWN

RUSHING

Penn State: Miles Sanders 207 for 1,223 yds (101.9), 9 TD
Kentucky: Benny Snell Jr. 263 for 1,305 yds (108.8), 14 TD

PASSING

Penn State: Trace McSorley 175-of-328, 2,284 yds (190.3), 16 TD/6 INT
Kentucky: Terry Wilson 171-of-253, 1,768 yds (147.3), 11 TD/8 INT

RECEIVING

Penn State: KJ Hamler 41 for 713 yds (59.4), 5 TD
Kentucky: Lynn Bowden Jr. 62 for 661 yds (55.1), 5 TD

DEFENSE

Penn State: Yetur Gross-Matos 54 tkls, 20.0 TFL, 8.0 SK, 1 FR, 2 FF
Kentucky: Josh Allen 84 tkls, 18.5 TFL, 14.0 SK, 4 PBU, 2 FR, 5 FF

PSU

34.6
208.6
188-344-7
215.8
424.3
+1
20.0
168.4
214-401-13
186.5
354.9

TEAM

SCORING/GAME 26.6
RUSHING/GAME 201.3
PASSING (C-A-INT) 185-281-10
PASSING/GAME 164.8
TOTAL OFFENSE/GAME 366.2
TURNOVER MARGIN Even
PTS ALLOWED/GAME 16.3
OPP. RUSH YDS/GAME 150.8
OPP. PASSING 199-341-8
OPP. PASS YDS/GAME 181.3
OPP. TOTAL OFFENSE/GAME 332.2

UK

2018 SCHEDULES

PENN STATE

Overall (BIG): 9-3 (6-3 East)		Home: 5-2	Road: 4-1	Ntrl: 0-0
PSU Rank	Opponent (Rank)	Time/Result	TV	Attend.
September				
1	10/9	Appalachian State (-/RV) W, 45-38 (OT)	BTN	105,232
8	13/10	at Pittsburgh W, 51-6	ABC	68,400
15	11/10	Kent State W, 63-10	FS1	106,528
21*	T-10/9	at Illinois * W, 63-24	FS1	34,704
29	9/9	Ohio State * (4/4) L, 26-27	ABC	110,889
October				
13	8/8	Michigan State * (-/RV) L, 17-21	BTN	106,685
20	18/16	at Indiana * W, 33-28	ABC	41,553
27	17/16	Iowa * (18/18) W, 30-24	ESPN	105,244
November				
3	14/13/14	at Michigan * (5/5/5) L, 7-42	ESPN	111,747
10	21/20/20	Wisconsin * (RV/RV/-) W, 22-10	ABC	105,396
17	16/15/14	at Rutgers * W, 20-7	BTN	44,840
24	15/14/12	Maryland * W, 38-3	ABC	98,422
January				
1	13/12/12	vs. Kentucky ** (16/15/14) 1 p.m.	ABC	

* - BIG game ** - Friday game ** - Camping World Stadium All times Eastern Rankings: AP/Coaches/CFP

KENTUCKY

Overall (SEC): 9-3 (5-3 East)		Home: 6-1	Road: 3-2	Ntrl: 0-0
Rank	Opponent (Rank)	Time/Score	TV	Attend.
September				
1	Central Michigan	W, 35-20	ESPNU	49,138
8	- /RV at Florida * (25/25)	W, 27-16	SEC Network	80,651
15	RV/RV Murray State	W, 48-10	SEC Network	48,217
22	RV/RV Mississippi State * (14/14)	W, 28-7	ESPN2	60,037
29	17/17 South Carolina * (RV/RV)	W, 24-10	SEC	63,081
October				
6	13/15 at Texas A&M * (RV/RV)	L, 14-20	ESPN	99,829
20	14/17 Vanderbilt *	W, 14-7	SEC Network	54,269
27	12/14 at Missouri *	W, 15-14	SEC Network	53,397
November				
3	11/12/9 Georgia * (6/6/6)	L, 17-34	CBS	63,543
10	12/12/11 at Tennessee *	L, 7-24	SEC Network	95,258
17	20/21/17 Middle Tennessee	W, 34-23	SEC Network	47,535
24	17/18/15 at Louisville	W, 56-10	ESPN2	49,988
January				
1	16/15/14 vs. Penn State ** (13/12/12)	1 p.m.	ABC	

* - SEC game ** - Camping World Stadium All times Eastern Rankings: AP/Coaches/CFP

TABLE OF CONTENTS

Page 2 Quick Facts/NFL Notes
Page 3 Opponent Tracker/BIG Standings/Media Info
Page 4-6 Head Coach James Franklin
Page 7 National Polls/Leadership
Page 8 Series Notes
Page 9-10 Citrus Bowl Notes
9 Bowl History/Rankings Comparison
10 Bowl Opponent/Bowl Destinations
Page 11-12 Highlights
11 Record Breakdown/This Day in History
12 Winningest Programs/At The Start
Page 13-16 Honors & Awards
16 Coaching Staff POTW/Wally Triplett
Page 17-18 Trace McSorley

Page 19 Quarterback Club
19 National Statistical Leaders
Page 20 Offense Notes
20 Coaching Staff Notes/SI Cover
Page 21 Ground & Air Attack
21 Community Service
Page 22-23 Defense Notes
22 Classroom Success
23 Happy Valley
Page 24 Special Teams Notes
24 Future Schedules
Page 25 Depth Chart/Pronunciations/Asst. Coaches
Page 26-27 Numerical Roster
Page 28-29 Alphabetical Roster

Page 30-33 Record Watch
Page 34-45 Games 1-12
Page 46-47 Citrus Bowl History
Page 48-53 Bowl Records
Page 54-73 Player Bios
Page 74-81 Game-by-Game Statistics
Page 82-83 Long Play Breakdown
Page 84 Tackle Breakdown
Page 85 Season Superlatives
Page 86 The Last Time...
Page 87 Start Chart
Page 88 Starters/Participation
Page 89-91 Season Statistics

2 2018 PENN STATE FOOTBALL

PROGRAM NOTES

WINNING RECORD

Penn State clinched its 14th consecutive winning season in 2018. Only five FBS teams have had a winning season each of the last 14 years (Penn State, Oklahoma, Boise State, LSU, Wisconsin). Virginia Tech can achieve the feat with a bowl win.

Penn State holds the FBS record for most consecutive seasons without a losing record at 49 (1939-87). (ESPN Stats & Info)

ACADEMIC EXCELLENCE

A total of 456 of Penn State football student-athletes, including 32 in 2018, have earned Academic All-Big Ten honors since 1993 for owning at least a 3.0 grade point average and being a letterwinner.

ONE OF NATION'S TOUGHEST HOME VENUES

Penn State owns a superlative 290-74 (.797) record inside Beaver Stadium, the nation's second-largest facility, which opened in 1960 and has a capacity of 106,572.

QUICK FACTS

UNIVERSITY

NAME	The Pennsylvania State University
LOCATION	University Park, Pa.
FOUNDED	1855
ENROLLMENT	46,270
NICKNAME	Nittany Lions
COLORS	Blue & White
CONFERENCE	Big Ten
DIVISION	NCAA Division I
STADIUM	Beaver Stadium (106,572)
STADIUM SURFACE	Natural Grass
PRESIDENT	Dr. Eric Barron
ATHLETICS DIRECTOR	Sandy Barbour
HEAD COACH	James Franklin (5th Season)
FOOTBALL OFFICE	814-865-0412
TICKET OFFICE	1-800-NITTANY

FOOTBALL HISTORY

FIRST YEAR	1887
ALL-TIME RECORD (132nd Season)	887-390-42 (.750) <i>8th in victories</i>
ALL-TIME BIG TEN RECORD (26th Season)	133-78 (.630)
ALL-TIME BOWL RECORD	29-17-2 (.625) <i>T-4th in bowl victories</i>
YEARS IN POST SEASON PLAY	49 <i>T-9th in bowl appearances</i>
BEAVER STADIUM RECORD	290-74 (.797)

ASSISTANT COACHES

BRENT PRY	Buffalo; 1993 Defensive Coordinator/Linebackers (5th Season)
RICKY RAHNE	Cornell; 2002 Offensive Coordinator/Quarterbacks (5th Season)
PHIL GALIANO	Shippensburg; 2000 Special Teams Coordinator/Asst. DL (1st Season)
TIM BANKS	Central Michigan; 1995 Co-Defensive Coordinator/Safeties (3rd Season)
TYLER BOWEN	Maryland; 2010 Off. Recruiting Coordinator/Tight Ends (1st Season)
DAVID CORLEY	Wake Forest; 2006 Wide Receivers (1st Season)
MATT LIMEGROVER	University of Chicago; 1991 Run Game Coordinator/Offensive Line (3rd Season)
JA'JUAN SEIDER	West Virginia; 2000 Running Backs Coach (1st Season)
TERRY M. SMITH	Penn State; 1991 Assistant Head Coach/Defensive Recruiting Coordinator/Cornerbacks (5th Season)
SEAN SPENCER	Clarion; 1995 Associate Head Coach/Run Game Coordinator/Defensive Line (5th Season)
DWIGHT GALT	Maryland; 1981 Assistant AD of Performance Enhancement (5th Season)

BIG PLAYERS OF THE WEEK

SEPT. 3

OFF: QB Dwayne Haskins, OSU
DEF: LB Jake Hansen, ILL
DB Antoine Brooks Jr., MD
DB Ambry Thomas, MICH
ST: DB Antoine Winfield Jr., MINN
FR: WR Jashaun Jones, MD
WR Rondale Moore, PUR

SEPT. 10

OFF: RB Jonathan Taylor, WIS
DEF: DE A.J. Epenesa, IOWA
DB Antoine Winfield Jr., MINN
ST: K Emmitt Carpenter, MINN
FR: RB Stevie Scott, IND
QB Tate Martell, OSU

SEPT. 17

OFF: QB David Blough, PUR
DEF: DT Dre'Mont Jones, OSU
ST: WR J-Shun Harris II, IND
FR: RB Stevie Scott, IND

SEPT. 24

OFF: RB Miles Sanders, PSU
QB Dwayne Haskins, OSU
DEF: LB Tre Watson, MD
ST: WR Donovan Peoples-Jones, MICH
K Matt Coghlin, MSU
FR: RB Anthony McFarland, MD
WR Rondale Moore, PUR

OCT. 1

OFF: QB Dwayne Haskins, OSU
DEF: DE Chase Winovich, MICH
DE Chase Young, OSU
P Joe Schopper, PUR
FR: WR KJ Hamler, PSU

OCT. 8

OFF: QB Dwayne Haskins, OSU
DEF: DE Anthony Nelson, IOWA
ST: RB Ty Johnson, MD
FR: DB Riley Moss, IOWA

OCT. 15

OFF: QB Nate Stanley, IOWA
WR Flynn Nagel, NU
S Khari Willis, MSU
DEF: K Drew Luckenbaugh, NU
FR: RB Mohamed Ibrahim, MINN

OCT. 22

OFF: QB David Blough, PUR
DEF: LB Markus Bailey, PUR
ST: P Joe Schopper, PUR
FR: QB Adrian Martinez, NEB
WR Rondale Moore, PUR

OCT. 29

OFF: RB Javon Leake, MD
DEF: DE Yetur Gross-Matos, PSU
ST: RB Javon Leake, MD
FR: QB Rocky Lombardi, MSU
QB Tanner Morgan, MINN

NOV. 5

OFF: RB Reggie Corbin, ILL
WR Terry Wright, PUR
LB Joe Bachie, MSU
ST: K Spencer Evans, PUR
FR: WR Rashod Bateman, MINN
QB Adrian Martinez, NEB

NOV. 12

OFF: RB Devine Ozigbo, NEB
DEF: DT Robert Windsor, PSU
ST: K Logan Justus, IND
FR: QB Adrian Martinez, NEB

NOV. 19

OFF: QB Dwayne Haskins, OSU
RB Jonathan Taylor, WIS
DEF: DE A.J. Epenesa, IOWA
LB Blake Cashman, MINN
ST: K Jake Moody, MICH
FR: RB Anthony McFarland, MD

NOV. 26

OFF: QB Dwayne Haskins, OSU
DEF: DE Anthony Nelson, IOWA
CB Josiah Scott, MSU
ST: WR Demetrius Douglas, MINN
FR: WR Rondale Moore, PUR

LIONS IN THE NFL

34 NITTANY LIONS ON NFL ROSTERS

A total of 34 Penn State football alumni are populating the rosters of 21 National Football League teams. The Nittany Lions annually are among the top 20 programs nationally in producing players in the NFL. In addition, eight former Nittany Lions are members of NFL coaching staffs and two former non-football student-athletes are on rosters.

The Miami Dolphins, New York Giants, Pittsburgh Steelers, and Tampa Bay Buccaneers boast a league-high three Penn Staters each, including 10th-year defensive end Cameron Wake on the Dolphins and 2018 No. 2 overall draft pick Saquon Barkley on the Giants.

Five teams - Arizona, Chicago, Oakland, San Francisco and Tennessee - each have two PSU alums. Fourteen-year vet and San Francisco All-Pro placekicker Robbie Gould is Penn State's elder statesman. In the NFC East, Pro Bowl linebacker Sean Lee returns for his ninth season with the Cowboys, while sixth-year offensive lineman Stefen Wisniewski is looking to help the Eagles defend their Super Bowl title.

A total of nine players from Penn State's 2017 Fiesta Bowl-winning squad are on NFL rosters. In addition to Barkley, Marcus Allen (Pittsburgh Steelers), Jason Cabinda (Oakland Raiders), Mike Gesicki (Miami Dolphins), Grant Haley (New York Giants), Brendan Mahon (Carolina Panthers), DaeSean Hamilton (Denver Broncos), and Troy Apke (Washington Redskins) are on active rosters, while Saeed Blacknall (Oakland Raiders) and Curtis Cothran (Minnesota Vikings) are on practice squads.

Former Penn State men's lacrosse player Chris Hogan also appeared in the most recent Super Bowl and is returning to the Patriots for his sixth season in the NFL. Additionally, former men's basketball player Ross Travis is with the Indianapolis Colts for his third NFL season, but is on injured reserve.

A total of 350 Nittany Lions have been selected all-time in the NFL Draft, which ranks seventh among Division I institutions, including 37 in the first round. The Nittany Lions have had at least three players drafted six of the last seven years. The six selections in April were the most since 2010 when six Nittany Lions were chosen.

Penn State has had at least one representative in 47 of 52 Super Bowls and 107 appearances overall, which is fifth among FBS institutions. Forty Nittany Lions have claimed 57 Super Bowl rings.

Arizona Cardinals (2): Gerald Hodges (6), A.Q. Shipley[®] (7)

Atlanta Falcons (1): Jack Crawford (7)

Carolina Panthers (1): Brendan Mahon[®] (R)

Chicago Bears (2): Adrian Amos (4), Allen Robinson II (5)

Cincinnati Bengals (1): Brandon Bell (2)

Cleveland Browns (1): Anthony Zettel (3)

Dallas Cowboys (1): Sean Lee[®] (9)

Denver Broncos (1): DaeSean Hamilton (R)

Indianapolis Colts: Ross Travis[®] (3; former MBB player)

Kansas City Chiefs (1): Jordan Lucas (3)

Los Angeles Rams (1): Garrett Sickels[®] (2)

Los Angeles Chargers (1): Trevor Williams (3)

Miami Dolphins (3): Mike Gesicki (R), Mike Hull[®] (4), Cameron Wake (10)

Minnesota Vikings (1): Curtis Cothran (R)

New England Patriots: Chris Hogan (6; former MLAX player)

New York Giants (3): Saquon Barkley (R), Grant Haley (R), Nate Stupar (6)

Oakland Raiders (2): Saeed Blacknall (R), Jason Cabinda (R)

Philadelphia Eagles (1): Stefen Wisniewski (6)

Pittsburgh Steelers (3): Marcus Allen (R), Malik Golden[®] (2), Jesse James (4)

San Francisco 49ers (2): Garry Gilliam (5), Robbie Gould (14)

Tampa Bay Buccaneers (3): Chris Godwin (2), Carl Nassib (3), Donovan Smith (4)

Tennessee Titans (2): Austin Johnson (3), DaQuan Jones (5)

Washington Redskins (1): Troy Apke[®] (R)

italics indicates practice squad, [®] injured reserve, ^c Captain

EIGHT FORMER LIONS ON NFL COACHING STAFFS

Eight former Nittany Lions are patrolling the sidelines as part of NFL coaching staffs in 2018.

Tom Bradley (Pittsburgh, defensive backs)

Gary Brown (Dallas, running backs)

Bobby Engram (Baltimore, wide receivers)

Peter Giunta (New Orleans, senior defensive assistant)

Al Golden (Detroit, linebackers)

D'Anton Lynn (Houston, assistant defensive backs)

Mike Munchak (Pittsburgh, offensive line)

Paul Pasqualoni (Detroit, defensive coordinator)

OPPONENT TRACKER

<p>APPALACHIAN ST. (SEPT. 1) Overall: 10-2 Sun Belt: 7-1 New Orleans Bowl: vs. Middle Tenn. (12/15) Last Game: W, 30-19, La.-Lafayette AppStateSports.com</p>	<p>Pittsburgh (SEPT. 8) Overall: 7-6 ACC: 6-2 Sun Bowl: vs. Stanford (12/31) Last Game: L, 10-42, Clemson PittsburghPanthers.com</p>	<p>KENT STATE (SEPT. 15) Overall: 2-10 MAC: 1-7 Bowl: - Last Game: L, 20-28, Eastern Michigan KentStateSports.com</p>
<p>Illinois (FRI., SEPT. 21) Overall: 4-8 B1G: 2-7 Bowl: - Last Game: L, 16-24, Northwestern FightingIllini.com</p>	<p>OHIO STATE (SEPT. 29) Overall: 12-1 B1G: 8-1 Rose Bowl: vs. Washington (1/1) Last Game: W, 45-24, Northwestern OhioStateBuckeyes.com</p>	<p>MICHIGAN ST. (OCT. 13) Overall: 7-5 B1G: 5-4 Redbox Bowl: vs. Oregon (12/31) Last Game: W, 14-10, Rutgers MSUSpartans.com</p>
<p>Indiana (OCT. 20) Overall: 5-7 B1G: 2-7 Bowl: - Last Game: L, 21-28, Purdue IUHoosiers.com</p>	<p>IOWA (OCT. 27) Overall: 8-4 B1G: 5-4 Outback Bowl: vs. Mississippi State (1/1) Last Game: W, 31-28, Nebraska HawkeyeSports.com</p>	<p>Michigan (NOV. 3) Overall: 10-2 B1G: 8-1 Peach Bowl: vs. Florida (12/29) Last Game: L, 39-62, Ohio State MGoBlue.com</p>
<p>WISCONSIN (NOV. 10) Overall: 7-5 B1G: 5-4 Pinstripe Bowl: vs. Miami (Fla.) (12/27) Last Game: L, 15-37, Minnesota UWBadgers.com</p>	<p>Rutgers (NOV. 17) Overall: 1-11 B1G: 0-9 Bowl: - Last Game: L, 10-14, Michigan State ScarletKnights.com</p>	<p>MARYLAND (NOV. 24) Overall: 5-7 B1G: 3-6 Bowl: - Last Game: L, 3-38, Penn State UMTerps.com</p>
<p>Kentucky (JAN. 1) Overall: 9-3 SEC: 3-6 VRBO Citrus Bowl: vs. Penn State (1/1) Last Game: W, 56-10, Louisville UKathletics.com</p>		

B1G STANDINGS

EAST	BIG TEN		OVERALL		
	W-L	%	W-L	%	AP USA
Ohio State	8-1	.889	12-1	.923	3-0 3-0
Michigan	8-1	.889	10-2	.833	2-2 2-2
PENN STATE	6-3	.667	9-3	.750	1-2 1-2
Michigan State	5-4	.556	7-5	.583	2-3 2-3
Maryland	3-6	.333	5-7	.417	1-3 1-3
Indiana	2-7	.222	5-7	.417	0-3 0-3
Rutgers	0-9	.000	1-11	.083	0-4 0-4
WEST	W-L	%	W-L	%	AP USA
Northwestern	8-1	.889	8-5	.615	0-3 0-3
Wisconsin	5-4	.556	7-5	.583	0-3 0-3
Iowa	5-4	.556	8-4	.667	1-2 0-2
Purdue	5-4	.556	6-6	.500	1-1 1-1
Minnesota	3-6	.333	6-6	.500	0-2 1-2
Nebraska	3-6	.333	4-8	.333	0-3 0-3
Illinois	2-7	.222	4-8	.333	0-2 0-2

BIG TEN BOWL SCHEDULE (All Times Eastern)

WEDNESDAY, DEC. 26
MINNESOTA vs. Georgia Tech, 5:15 p.m. (ESPN)
Quick Lane Bowl

THURSDAY, DEC. 27
WISCONSIN vs. Miami (Fla.), 5:15 p.m. (ESPN)
New Era Pinstripe Bowl

FRIDAY, DEC. 28
PURDUE vs. Auburn, 1:30 p.m. (ESPN)
Franklin American Mortgage Music City Bowl

SATURDAY, DEC. 29
MICHIGAN vs. Florida, noon (ESPN)
Chick-Fil-A Peach Bowl

MONDAY, DEC. 31
MICHIGAN STATE vs. Oregon, 3 p.m. (FOX)
Redbox Bowl
NORTHWESTERN vs. Utah, 7 p.m. (FS1)
San Diego County Credit Union Holiday Bowl

TUESDAY, JAN. 1
IOWA vs. Mississippi State, noon (ESPN2)
Outback Bowl
PENN STATE vs. Kentucky, 1 p.m. (ABC)
VRBO Citrus Bowl
OHIO STATE vs. Washington, 5:10 p.m. (ESPN)
Rose Bowl Game Presented by Northwestern Mutual

PENN STATE MEDIA SERVICES

FOOTBALL CONTACTS

Kris Petersen Cell: 814-883-4581	E-mail: kap18@psu.edu Twitter: @GoPSUKris
Mark Brumbaugh Cell: 814-441-9145	E-mail: mgb28@psu.edu Twitter: @markbrumbaugh
Paul Marboe Cell: 814-777-7604	E-mail: prm5118@psu.edu Twitter: @pmarboe33

Assoc. AD for Strategic Communications: Jeff Nelson
Asst. AD for Strategic Communications: Kris Petersen
Associate Director: Rose Carter
Assistant Directors: Mark Brumbaugh, Pat Donghia, John Hanna, Paul Marboe, Nicole Praga, Will Rottler, Kevin Stoicovy, Jocelyn VerVelde, Chelsea Vielhauer
Admin. Assistant: Cristin Guiher
Strategic Communications Office: 814-865-1757
Website: GoPSUsports.com
Address: 101D Bryce Jordan Center, University Park, Pa., 16802

WEDNESDAY	THURSDAY	FRIDAY	SATURDAY	SUNDAY	MONDAY	TUESDAY
<p>Welcome Press Conference Upon Arrival Hyatt Regency Hotel</p>	<p>Practice Open 2:15 p.m. (15 min.) Celebration High School</p> <p>Coach & Player Availability approx. 3:45 p.m. Celebration High School</p>	<p>Practice Open 12:40 p.m. (15 min.) Celebration High School</p> <p>Coach & Player Availability approx. 2:20 p.m. Celebration High School</p>	<p>Player/Coordinator Media Event 9 a.m. Rosen Plaza Hotel</p> <p>Practice Open 2:10 p.m. (15 min.) Celebration High School</p> <p>Citrus Bowl Player Outing 5-7 p.m. (B-roll with breakout interviews) Main Event Entertainment</p>	<p>Day for Kids 9-11 a.m. (B-roll with breakout interviews) Fun Spot America Theme Park</p> <p>Practice Open 2:30 p.m. (15 min.) Celebration High School</p>	<p>Head Coach Press Conference 9 a.m. Rosen Plaza Hotel</p>	<p>Kentucky 1 p.m. ABC/ESPN Radio/Penn State Sports Network</p> <p>Camping World Stadium</p>



FRANKLIN FILE

Born: February 2, 1972
Hometown: Langhorne, Pa.
Wife: Fumi
Daughters: Shola & Addison

Education:
 Neshaminy High School, 1990
 East Stroudsburg, 1995; B.S. in Psychology
 Washington State, 1999; M.A. in Educational Leadership

Playing Career:
 East Stroudsburg; Quarterback, 1991-94

Coaching Experience

2014-pres.	Head Coach	Penn State
2011-13	Head Coach	Vanderbilt
2008-10	Asst HC/Off. Coord./QBs	Maryland
2006-07	Off. Coord./QBs	Kansas State
2005	Wide Receivers	Green Bay Packers
2000-04	Recruiting Coord./WRs	Maryland
1999	Wide Receivers	Idaho State
1998	Grad. Asst./Tight Ends	Washington State
1997	Wide Receivers	James Madison
1996	Grad. Asst./Secondary	East Stroudsburg
1995	Wide Receivers	Kutztown

BOWL RESULTS

Year	School	Bowl	Result (Opp.)
2011	Vanderbilt	Liberty	L, 24-31 (Cincinnati)
2012	Vanderbilt	Music City	W, 38-24 (N.C. State)
2013	Vanderbilt	BBVA Compass	W, 41-24 (Houston)
2014	Penn St.	PinStripe	W, 31-30 OT (Boston College)
2015	Penn St.	TaxSlayer	L, 17-24 (Georgia)
2016	Penn St.	Rose	L, 49-52 (USC)
2017	Penn St.	Fiesta	W, 35-28 (Washington)
2018	Penn St.	Citrus	(Kentucky)

CAREER RECORD

Year	School	Overall	Conf.	Of Note
2011	Vanderbilt	6-7	2-6	lost to Cincinnati, 31-24; Liberty Bowl
2012	Vanderbilt	9-4	4-4	No. 23; def. North Carolina State, 38-24; Music City Bowl
2013	Vanderbilt	9-4	5-3	No. 20; def. Houston, 41-24; BBVA Compass Bowl
2014	Penn State	7-6	2-6	2nd PSU coach to start career 4-0; def. BC, 31-30 (OT) PinStripe Bowl
2015	Penn State	7-6	4-4	lost to Georgia, 24-17; TaxSlayer Bowl
2016	Penn State	11-3	8-1	No. 7; Big Ten East & Big Ten Champs; lost to USC, 52-49; Rose Bowl
2017	Penn State	11-2	7-2	No. 8; def. Washington, 25-28; Fiesta Bowl
2018	Penn State	9-3	6-3	Citrus Bowl
Total (8 Years)		69-35	38-29	Eight Bowl Appearances
Vanderbilt Record (3 Years)		24-15	11-13	Consecutive Top 25 Finishes for 1st Time in VU History
Penn State Record (5 Years)		45-20	27-16	2016 Big Ten Champs; Five Consecutive Bowl Appearances

HEAD COACH JAMES FRANKLIN

CAREER AT A GLANCE

- Franklin was named the 16th head football coach in the storied history of the Nittany Lion program on January 11, 2014.
- In his eighth year as a collegiate head coach, Franklin has led his teams to bowls each year.
- Franklin is one of eight current FBS head coaches to lead his teams to a bowl game in each of his first eight seasons as a head coach.
- He owns a 69-35 career record, with seven consecutive winning seasons.
- Franklin has led his teams to two Top 10 finishes (2 at Penn State) and four Top 25 finishes (2 at Vanderbilt; 2 at Penn State).
- Franklin led the Nittany Lions to back-to-back New Year's Six bowls in 2016 (Rose) and 2017 (Fiesta) for the first time since 1985 (Orange) and 1986 (Fiesta).
- Franklin has 23 years of coaching experience at the collegiate and NFL level.
- In his first seven years as a head coach, Franklin mentored 57 players who have gone on to the NFL ranks.
- Franklin has secured Top 25 recruiting classes each of his last six seasons, including a Top 5 class at Penn State in 2018.

NITTANY LIONS ON THE FIELD

2017 SEASON

- Penn State continued to be among the nation's elite in 2017, climbing as high as No. 2 in the rankings and appearing in a second-straight New Year's Six bowl, earning a 35-28 win over No. 11 Washington in the PlayStation Fiesta Bowl.
- The Nittany Lions earned back-to-back 11-win seasons for the fifth time in program history and first time since 2008 and 2009 with an 11-2 record.
- Penn State finished the season No. 8 in the Associated Press and Amway Coaches polls and No. 9 in the final CFP rankings. It was the 24th Top 10 AP finish in program history.
- The Nittany Lions used a balanced attack with a high-scoring offense and a stingy defense to lead FBS in scoring differential with a +24.6 margin.
- Offensively, Penn State finished seventh in FBS with a 41.1 scoring average, which is the third-highest in program history, and 19th in total offense with a 460.3 average, which also ranks third in PSU history.
- Defensively, the Nittany Lions were seventh in FBS in scoring average (16.5 ppg) and sacks (3.23 spg), while coming in 17th in total defense (329.5).
- Penn State posted back-to-back-to-back 40-sack seasons for the first time since 2005-07.
- Running back Saquon Barkley capped a stellar collegiate career by winning the Paul Hornung Award for the nation's most versatile player, three major Big Ten awards – Graham-George Big Ten Offensive Player of the Year, Ameche-Dayne Big Ten Running Back of the Year, Rodgers-Dwight Big Ten Return Specialist – and the Chicago Tribune Silver Football for the second-straight season. Barkley is just the fifth player since 1924 to win two Silver Football honors.
- Barkley became the 100th first-team All-American in program history with Consensus All-America honors and finished fourth in the Heisman Trophy voting.

- The Nittany Lions had 18 players garner All-Big Ten accolades, including four first-team selections in Barkley (running back and return specialist), Marcus Allen and Mike Gesicki.
- Quarterback Trace McSorley, the Offensive MVP of the PlayStation Fiesta Bowl, followed up his record-breaking 2016 campaign with another outstanding season. In 2017, McSorley broke the Penn State single-season record for completions (284), total offense (4,061), touchdowns responsible for (37), 300-yard passing games (5) and 200-yard passing games (11).
- McSorley also became the second player in Big Ten history with 25 passing touchdowns and 10 rushing scores in a season, joining Ohio State's J.T. Barrett (2014, 2017).
- Wide receiver DaeSean Hamilton ended his Penn State career as the program's career receptions leader (214) and second in school history in receiving yards (2,842).
- The Nittany Lions sent nine players to senior all-star games, which is the most since 2003 when nine student-athletes were in postseason games (Senior Bowl: Allen, Gesicki, Hamilton, Christian Campbell; East-West Shrine Bowl: Hamilton, Jason Cabinda, Curtis Cothran, Parker Cothren, Grant Haley; NFLPA Collegiate Bowl: Troy Apke).

2016 SEASON

- Penn State surged in 2016, winning nine consecutive games en route to the Big Ten Championship, a Rose Bowl berth and an 11-3 overall record.
- Penn State finished the season ranked No. 5 in the College Football Playoff rankings and No. 7 in the Associated Press and Amway Coaches polls. It was Penn State's highest finish in the polls since 2005.
- The Lions claimed their fourth overall Big Ten Championship and first outright title since 1994 with a thrilling 38-31 comeback win over Wisconsin in the Big Ten Championship Game.
- In 2016, Franklin was honored as Sporting News National Coach of the Year and the Woody Hayes National Coach of the Year, as well as the Dave McLain Big Ten Coach of the Year and Associated Press Big Ten Coach of the Year.
- Franklin was also a finalist for the Paul "Bear" Bryant, Eddie Robinson and Associated Press National Coach of the Year awards.
- The 2016 season brought record-breaking performances from the Lions as the offense set marks for total offense (6,056), passing yards (3,650), points scored (526) and double-digit comeback wins (4).
- The Lions' +14.4 scoring improvement in 2016 ranked fourth in FBS and second among Autonomy 5 schools.
- Barkley was selected as the Graham-George Big Ten Offensive Player of the Year, Big Ten Running Back of the Year and Chicago Tribune Silver Football winner for the conference's top player.
- McSorley was named the Grange-Griffin Big Ten Championship Game MVP, as well as earning Maxwell Club Tri-State Player of the Year and All-Big Ten second team honors. He was the first Penn State quarterback to win all-conference honors since Daryll Clark in 2009.
- Not to be outdone, the Lion defense finished seventh in FBS in tackles for loss (8.1) and 19th in sacks (2.86).

2015 SEASON

- Franklin guided the Nittany Lions to a 7-6 record in 2015 and a berth in the TaxSlayer Bowl.
- Under Franklin's tutelage, Carl Nassib claimed a trio of national awards – Lombardi Award, Lott IMPACT Trophy and Ted Hendricks Award – and became Penn State's 13th unanimous Consensus All-American.
- Nassib also led the nation in sacks with a school-record 15.5 in 2015.
- The 2015 season also saw Christian Hackenberg break every Penn State career passing record, including passing yards, passing touchdowns and completions, and true freshman Saquon Barkley break the freshman season rushing record with a 1,000-yard campaign.
- Barkley was named the Big Ten Network's Freshman of the Year and claimed second team All-Big Ten honors, while wide receiver Chris Godwin (second team) and defensive tackles Austin Johnson (second team) and Anthony Zettel (third team) also earned All-Big Ten accolades.

2014 SEASON

- Franklin's first season was bookended with a pair of thrilling victories for the Nittany Lions. The Penn State head coach's inaugural season began with a final-play 26-24 victory over UCF in Dublin, Ireland, in Penn State's first-ever international game and ended with a comeback, a 31-30 overtime win over Boston College in the New Era Pinstripe Bowl in Yankee Stadium. The Nittany Lions overcame a 14-point deficit late in the third quarter, tying the largest comeback in Penn State's bowl history.
- With the Pinstripe Bowl win, Franklin became just the third Penn State coach to lead the team to at least seven wins in his first season, joining Dick Harlow (1915) and Bill O'Brien (2012).
- Franklin guided the Nittany Lions to a 4-0 start, joining Harlow as the only first-year Penn State coaches to win their initial four games.
- In Franklin's first season at Penn State, he helped Mike Hull to the Butkus-Fitzgerald Big Ten Linebacker of the Year award to carry on the "Linebacker U" tradition.
- Zettel earned All-Big Ten first team honors, while receiver DaeSean Hamilton garnered All-Big Ten second team accolades after pulling in 82 catches for 899 yards.

NITTANY LIONS IN THE CLASSROOM

- The Nittany Lions had a program-record 35 student-athletes claim Academic All-Big Ten honors in the fall of 2017.
- Tyler Yazujian collected a berth on the CoSIDA Academic All-America® first team in 2016 after an appearance on the second team in 2015.
- The 2015 fall semester saw the Nittany Lions post a record 56 squad members with at least a 3.0 grade-point average (GPA), marking the fifth consecutive semester (including summer sessions) the Nittany Lions have had more than 50 student-athletes with a 3.0 GPA or better.
- The 56 Nittany Lions with a 3.0 GPA or higher surpasses the mark of 55 set by the 2008 fall semester for the most 3.0 students in a semester in football program history.
- Additionally, 22 Nittany Lions earned Academic All-Big Ten recognition in 2015.
- A total of 23 Nittany Lions posted a 3.5 GPA or higher in the 2015 fall semester, with 19 earning Dean's List recognition for having 3.5 GPA or higher with 12 credits earned in undergraduate work.
- The Nittany Lion freshmen were impressive in the 2015 fall semester with 14 posting a 3.0 or higher.
- During Franklin's first fall semester on campus, the football student-athletes set program records with 25 student-athletes earning Dean's List recognition (3.5 GPA) and 57 players owning a cumulative 3.0 GPA or higher after the 2014 fall semester.
- Additionally, 51 squad members compiled at least a 3.0 GPA in the fall of 2014, the third-highest semester total in program history.
- The spring of 2015 saw continued success in the classroom with 51 student-athletes compiling at least a 3.0 GPA, marking the first time in program history with 50 or more 3.0s in a spring semester.

NITTANY LIONS IN THE COMMUNITY

- The Nittany Lions are active in the community, participating in activities such as Uplifting Athletes, THON, Pennsylvania Special Olympics Summer Games, State College Area Food Bank and Penn State Hershey Children's Hospital visits.
- In 2017, linebacker Brandon Smith was selected to the Allstate AFCA Good Works team for his selflessness and community service. He was one of 11 FBS honorees in 2017 and is the first Nittany Lion to claim the award since Ben Kline in 2015, and the fourth overall.
- The football team's 2,100 hours of community service in 2014-15 equated to nearly 40 percent of the 5,300 community service hours by Penn State student-athletes.
- The engaging and enthusiastic Franklin is a popular speaker and media interview subject. He was a guest analyst on ESPN's coverage from the site of college football's National Championship game, spending a day appearing on various ESPN platforms in 2013 and 2014. In 2015, Franklin joined the FOX studio crew for pregame, halftime and postgame coverage of the Big Ten Championship Game.
- In February 2015, Franklin was the lone college head coach among the speakers and panelists at the prestigious MIT Sloan Sports Analytics Conference in Boston. He was a panelist for the session, "The Formula to Win: College Football Analytics," which was moderated by ESPN reporter Rachel Nichols.



RECRUITING SUCCESS

- Franklin's recruiting classes in the last four years have been ranked an average of 15.5 nationally, which is a significant jump from the 40.8 average from 2012-14.
- Sixty-nine of the 113 signees under Franklin are from within a 250-mile radius of State College.
- Six of the 15 highest-ranked 247Sports Composite recruits at Penn State since 2000 have been signed by Franklin.
- The 2018 recruiting class was ranked No. 4 among all three major recruiting outlets – 247Sports, ESPN.com and Rivals. The No. 4 finish is the highest in program history.
- The 3.74 average star ranking for the 2018 class was the highest since 2010 (3.89) according to 247Sports Composite.
- Penn State signed Rivals No. 1 Pennsylvania recruit in three-straight years (2018 – Micah Parsons; 2017 – Lamont Wade; 2016 – Miles Sanders) for the first time since 2004 (Anthony Morelli), 2005 (Justin King) and 2006 (Jared Odrick).
- With the signing of Micah Parsons, Justin Shorter and Ricky Slade, Penn State inked three 247Sports Composite 5-star recruits for the first time since rankings began in 2001.
- The Nittany Lions also signed 12 ESPN300 recruits for the first time since 2006, when ESPN rankings started.
- Parsons was the No. 5-rated recruit in the 247Sports Composite, which is the highest recruit signed by Penn State since 2005 when Derrick Williams was the No. 4 overall recruit.
- In 2017, the newest set of Nittany Lions finished in the Top 15 in the country, ranking as high as 12th by Rivals.
- The Class of 2016 at Penn State finished in the Top 20, ranking as high as 18th by ESPN, and featured a pair of five-star recruits.
- In 2016, Franklin secured the No. 1 player in the state of Pennsylvania (Sanders) for the first time since Jared Odrick (2006).
- The Nittany Lions laid claim to the No. 1 running back in the state of Pennsylvania in 2015 (Saquon Barkley) and 2016 (Sanders).
- In February 2015, the Nittany Lions' highly-regarded class of 25 signees was ranked in the Top 15 nationally by the four major recruiting services.
- Franklin and his staff organized a Top 25 recruiting class in short order after being hired at Penn State in January 2014.
- While at Vanderbilt, Franklin assembled a recruiting class that finished as high as 19th in 2014.
- In each of his three seasons in Nashville, Franklin signed classes that finished in the Top 50 nationally. Prior to Franklin's arrival, the Commodores average class rank was 64.6 since 2000 (based on 247Sports composite).

HELPING THE COMMODORES GET THEIR STRIPES

- Franklin directed Vanderbilt to consecutive Top 25 finishes for the first time in the 124-year history of the program (No. 23/24 – 2013 & No. 23/20 – 2012).
- The Commodores finished 23rd in the final 2012 Associated Press poll, marking their first AP final ranking since 1948.
- Franklin's 24 wins tied Dan McGugin for the most by a Vanderbilt coach in his first three seasons.
- Franklin led Vanderbilt to a bowl game in each of his three seasons in Nashville, with the last two years resulting in wins over NC State (Music City Bowl) and Houston (BBVA Compass Bowl). The Commodores had played in four bowl games all-time in the 121 seasons prior to his arrival, none in consecutive years.
- Vanderbilt had posted four nine-win seasons in program history, with Franklin's last two teams comprising half of the total.
- Over the last 20 games during the 2012-13 seasons, the Commodores' 16-4 record was second-best in the SEC to Alabama's 17-3 mark.
- Franklin guided the Commodores to a 6-6 regular-season record and earned a berth in the Liberty Bowl during his first season after inheriting a Vanderbilt team that finished 2-10 in both 2009 and 2010, with a combined mark of 1-15 SEC play.
- The 2011 bowl berth was Vanderbilt's second since 1983 and running back Zac Stacy broke the Commodores' season record with 1,193 rushing yards.

6 2018 PENN STATE FOOTBALL

- The Commodores had a breakthrough campaign in 2012 under Franklin, finishing on a seven-game winning streak (longest since 1948) to post a 9-4 mark, Vanderbilt's most wins in 97 years, and a berth in the Music City Bowl, in which VU defeated NC State, 38-24.
- A victory at Missouri sparked an 8-1 finish, which included three consecutive SEC road wins for the first time in program history.
- The Commodores were 5-3 in SEC play, winning five SEC games for the first time since 1935, and posted two shutouts for the first time since 1968.
- Franklin was among five finalists for the Bear Bryant National Coach of the Year award in 2012.
- Stacy became the first player in Vanderbilt history to rush for 1,000 yards in consecutive seasons, gaining 1,141 yards to finish his career with a school-record 3,143 yards and 30 rushing touchdowns.
- Wide receiver Jordan Matthews broke the Vanderbilt season receiving record with 1,363 yards on 94 catches.
- Vanderbilt continued its historic rise under Franklin during the 2013 season, capping a school-record second consecutive 9-4 campaign with a 41-24 win over Houston in the BBVA Compass Bowl.
- The Commodores defeated Florida, Georgia and Tennessee in the same season for the first time in program history, winning in Gainesville and Knoxville.
- Franklin helped Matthews develop into a two-time All-American and the SEC's career leader in receptions (262) and receiving yardage (3,759). Matthews broke the SEC season record with 112 receptions for 1,477 yards and seven touchdowns in 2013, becoming the first SEC receiver to make 100 catches in a season.

RIISING UP THE RANKS

- Franklin began his coaching career as the wide receivers coach at Kutztown (Pa.) University (1995) and was a graduate assistant coach at his alma mater, East Stroudsburg (Pa.) University in 1996, working with the secondary.
- He then was the wide receivers coach at James Madison (1997), a graduate assistant (tight ends) at Washington State in 1998 and the wide receivers coach at Idaho State (1999).
- In 2000, Franklin was named the wide receivers coach at Maryland under head coach Ron Vanderlinden, who would go on to coach the Penn State linebackers from 2001-13.
- Franklin continued in that role under new head coach Ralph Friedgen in 2002 and '03 and helped the Terps to three consecutive 10-win seasons, including an appearance in the 2002 FedEx Orange Bowl. In 2003, Franklin added duties as recruiting coordinator and directed back-to-back recruiting classes ranked in the Top 25 nationally. Franklin and former Nittany Lion head coach Bill O'Brien (running backs) were Maryland assistant coaches in 2003 and '04 under Friedgen.
- After five successful years at Maryland, Franklin was named wide receivers coach on Mike Sherman's Green Bay Packers staff in 2005. During that season, Green Bay ranked third in the NFL in receptions (383) and seventh in receiving yards (3,766). Donald Driver was among the top receivers in the NFL, ranking second in receptions and eighth in receiving yards, with a then-career-high 86 catches for 1,221 yards.

- Franklin served as the offensive coordinator and quarterbacks coach at Kansas State during the 2006-07 seasons under head coach Ron Prince. In 2006, he helped the Wildcats to their first winning season in four years. Franklin coached quarterback Josh Freeman and oversaw an offense that produced a 3,000-yard passer (Freeman), 1,500-yard receiver (All-American wide receiver Jordy Nelson) and 1,000-yard rusher (James Johnson) during the 2007 season, a first in school history. Freeman would go on to become the Wildcats' highest NFL offensive draft pick since 1954 when the Tampa Bay Buccaneers selected him 17th overall in the 2009 NFL Draft.
- Franklin returned to Maryland in 2008 as the Terps' assistant head coach and offensive coordinator. He helped the Terrapins to victories in the 2008 Humanitarian Bowl and the 2010 Military Bowl. The 2010 squad was among the national leaders in scoring offense at 32.2 points per game and was led by ACC Rookie of the Year quarterback Danny O'Brien. He threw for 2,438 yards, 22 touchdowns and only eight interceptions in 2010, with All-ACC receiver Torrey Smith making 67 catches for 1,055 yards and 12 scores.
- In 1998, Franklin began his participation in the NFL's Minority Coaching Fellowship Program, starting with a stint with the Miami Dolphins and working with Hall of Fame quarterback Dan Marino. Franklin also worked with Donovan McNabb of the Philadelphia Eagles (1999) and Minnesota Vikings (2008) in the NFL program.

PLAYING CAREER

- Franklin was a four-year letterman at quarterback and a two-time All-PSAC selection at East Stroudsburg.
- Franklin graduated having broken or tied 23 school records.
- He set seven school records as a senior to earn team MVP honors and was a Harlon Hill Trophy nominee as the NCAA Division II Player of the Year.
- Among the season records he set were for total offense (3,128 yards), passing yards (2,586) and touchdown passes (19).
- Franklin was inducted into the East Stroudsburg Athletics Hall of Fame October 15, 2016.

PERSONAL

- Franklin graduated from East Stroudsburg (Pa.) University in 1995 with a degree in psychology and earned a master's degree in educational leadership from Washington State University.
- Franklin graduated from Neshaminy High School in Langhorne.
- Franklin and his wife, Fumi, have two daughters, Shola and Addison.



NATIONAL POLLS

PENN STATE IN THE POLLS

Date	CFP	AP	COACHES
Preseason	N/A	10	9
Week 2 (9/4)	N/A	13	10
Week 3 (9/9)	N/A	11	10
Week 4 (9/16)	N/A	10	9
Week 5 (9/23)	N/A	9	9
Week 6 (9/30)	N/A	11	11
Week 7 (10/7)	N/A	8	8
Week 8 (10/14)	N/A	18	16
Week 9 (10/21)	N/A	17	16
Week 10 (10/28, 30)	14	14	13
Week 11 (11/4, 6)	20	21	20
Week 12 (11/11, 13)	14	16	15
Week 13 (11/18, 20)	12	15	14
Week 14 (11/25, 27)	12	14	12
Week 15 (12/2)	12	13	12

AP (Week 15)

1. Alabama (61)	13-0	1525
2. Clemson	13-0	1460
3. Notre Dame	12-0	1405
4. Oklahoma	12-1	1327
5. Ohio State	12-1	1254
6. Georgia	11-2	1247
7. UCF	12-0	1158
8. Michigan	10-2	1076
9. Washington	10-3	992
10. Florida	9-3	894
11. LSU	9-3	847
12. Washington State	10-2	845
13. PENN STATE	9-3	773
14. Texas	9-4	763
15. West Virginia	8-3	694
16. Kentucky	9-3	639
17. Syracuse	9-3	516
18. Mississippi State	8-4	375
19. Fresno State	11-2	373
20. Utah	9-4	362
21. Texas A&M	8-4	359
22. Army	9-2	209
23. Boise State	10-3	144
24. Missouri	8-4	133
25. Iowa State	8-4	110

Others receiving votes: Northwestern 109, Utah State 86, NC State 54, Cincinnati 39, Stanford 28, Appalachian State 19, UAB 4, Iowa 4, Oregon 1, Troy 1

COLLEGE FOOTBALL PLAYOFF (Week 15)

1. Alabama	13-0
2. Clemson	13-0
3. Notre Dame	12-0
4. Oklahoma	12-1
5. Georgia	11-2
6. Ohio State	12-1
7. Michigan	10-2
8. UCF	12-0
9. Washington	10-3
10. Florida	9-3
11. LSU	9-3
12. PENN STATE	9-3
13. Washington State	10-2
14. Kentucky	9-3
15. Texas	9-4
16. West Virginia	8-3
17. Utah	9-4
18. Mississippi State	8-4
19. Texas A&M	8-4
20. Syracuse	9-3
21. Fresno State	11-2
22. Northwestern	8-5
23. Missouri	8-4
24. Iowa State	8-4
25. Boise State	10-3

AMWAY COACHES (Week 15)

1. Alabama (62)	13-0	1598
2. Clemson (2)	13-0	1538
3. Notre Dame	12-0	1460
4. Oklahoma	12-1	1375
5. Ohio State	12-1	1326
6. Georgia	11-2	1316
7. UCF	12-0	1218
8. Michigan	10-2	1122
9. Washington	10-3	1046
10. Florida	9-3	976
11. LSU	9-3	899
12. PENN STATE	9-3	889
13. Washington State	10-2	856
14. Texas	9-4	776
15. Kentucky	9-3	696
16. West Virginia	8-3	683
17. Syracuse	9-3	505
18. Mississippi State	8-4	501
19. Utah	9-4	411
20. Texas A&M	8-4	388
21. Fresno State	11-2	357
22. Northwestern	8-5	159
23. Utah State	10-2	125
24. Boise State	10-3	122
25. Army	9-2	114

Others receiving votes: Iowa State 87, NC State 63, Cincinnati 62, Missouri 61, Appalachian State 32, Iowa 19, Stanford 9, Oregon 5, UAB 4, Buffalo 1, Georgia Southern 1

LEADERSHIP



TEAM CAPTAINS

- Seniors **Trace McSorley** and **Nick Scott** and junior **Blake Gillikin** were voted as team captains for the 2018 season by their teammates.
- McSorley and Scott are team captains for the second-straight season.



LEADERSHIP COUNCIL

- The Leadership Council, which is comprised of 13 seniors, five juniors, three sophomores and three redshirt freshmen (24 total), serves as the voice for the team in the decision-making process.
- This year's Leadership Council members are: seniors **Mark Allen**, **Torrence Brown**, **Jake Cooper**, **Koa Farmer**, **Trace McSorley**, **Amani Oruwariye**, **Nick Scott**, **Charlie Shuman**, **Johnathan Thomas**, **DeAndre Thompkins**, **Kyle Vasey**, **Jason Vranic** and **Chaz Wright**; juniors **Ryan Bates**, **Blake Gillikin**, **Juwan Johnson**, **John Reid** and **Tommy Stevens**; sophomores **Tariq Castro-Fields**, **Will Fries** and **Michal Menet**; and freshmen **Sean Clifford**, **Jonathan Sutherland** and **C.J. Thorpe**.
- This group is not only charged with leading the team, but the expectation is to also uphold the program's four core values: positive attitude, great work ethic, competitive in everything and must be willing to sacrifice. The Leadership Council meets at least twice a month in Franklin's office and has a profound impact on the chemistry and culture of the entire organization.

8 2018 PENN STATE FOOTBALL

SERIES NOTES

HEAD COACH MARK STOOPS

- Mark Stoops was named as UK's head coach in 2013.
- Stoops was named the 2018 SEC Coach of the Year by the Associated Press and fellow SEC coaches.
- UK has tied or improved its record every season since he became head coach in 2013, and is the only FBS team to do so.
- Stoops came to Kentucky from Florida State, where he was defensive coordinator from 2010-12. He was defensive coordinator and DBs coach at Arizona from 2004-09, working for his brother, Mike, who was head coach of the Wildcats.
- Mark and Mike are also brothers of former Oklahoma coach Bob Stoops. The eldest Stoops brother, Ron Jr., is special teams coordinator at Youngstown State.
- Prior to Arizona, Stoops coached the defensive backs three years at Miami (Fla.), winning the National Championship in 2001. He also had stints at Houston (2000), Wyoming (1997-99) and USF (1997).
- Stoops was raised in Youngstown, Ohio, and played at Iowa, graduating in 1990.

SCOUTING THE WILDCATS

- No. 14 Kentucky went 9-3 during the regular season, which is the team's best regular season in 41 years since the 1977 team went 10-1.
- Kentucky has four wins this season over teams that have won at least eight games - Florida, Mississippi State, Missouri and Middle Tennessee.
- Kentucky senior LB Josh Allen was selected as the nation's top defender with the Chuck Bednarik Award and Bronko Nagurski Trophy. He leads the nation with five forced fumbles, ranks third with 1.17 sacks per game and 11th with 1.5 tackles for loss per game.
- Allen, also the SEC Defensive Player of the Year, junior RB Benny Snell Jr. and senior OG Bunchy Stallings were named first-team All-Southeastern Conference by the league's coaches, while sophomore WR/RS Lynn Bowden Jr. earned second team honors as an all-purpose performer.
- Kentucky ranks eighth in FBS allowing just 16.3 points per game and 22nd in total defense 332.2 yards per game.
- Snell leads the offense, ranking 12th in FBS with 1,305 rushing yards and 14th with 14 rushing touchdowns.

TOP PERFORMANCES - PENN STATE

Rushing		
Eric McCoo	21 for 105 yds ('98)	
Matt Suhey	16 for 72 yds, 1 TD ('78)	
Duane Taylor	16 for 69 yds ('75)	

Passing		
Kevin Thompson	14 for 27, 187 yds, 1 TD ('98)	
Chuck Fusina	14 for 24, 211 yds, 1 TD ('78)	
Chuck Fusina	17 for 32, 230 yds, 1 TD ('77)	

Receiving		
Tony Stewart	7 for 71 yds ('98)	
Joe Natasi	2 for 70 yds, 1 TD ('98)	
Scott Fitzkee	5 for 68 yds, 1 TD ('78)	
Jimmy Cefalo	3 for 77 yds ('77)	

TOP PERFORMANCES - KENTUCKY

Rushing		
Chris Hill	22 for 106 yds, 1 TD ('76)	
Rod Stewart	16 for 103 yds ('76)	
Derrick Ramsey	15 for 95 yds, 2 TD ('76)	
Sonny Collins	32 for 142 yds ('75)	

Passing		
Tim Couch	30 for 48, 336 yds, 2 TD ('98)	

Receiving		
Derek Homer	7 for 64 yds ('98)	
Lance Mickelson	3 for 65 yds, 1 TD ('98)	

SERIES RECORD

Penn State holds a 3-2 lead in five previous meetings with Kentucky. The teams met during the regular season in four consecutive seasons from 1975-78, and then met in the 1999 Outback Bowl to conclude the 1998 season.

Year	Site	Result
1975	Home	Penn State, 10-3
1976	Away	Kentucky, 22-6
1977	Home	Kentucky, 24-20
1978	Away	Penn State, 30-0
1998	Neutral (Outback Bowl)	Penn State, 26-14

LAST MEETING

PENN STATE GROUNDS AIR RAID, 26-14

Facing one of college football's most talented players, Tim Couch — the eventual No. 1 pick in the 1999 National Football League draft — the Penn State defense was superb in limiting high-flying Kentucky to only two scores in a 26-14 Outback Bowl win before a sold out crowd of 66,005 in the then-new Raymond James Stadium.

While Heisman Trophy finalist Couch did pass for 336 yards, it took him a whopping 48 attempts to do so. The Lion defense intercepted him twice, sacked him five times and had numerous near-sacks and hurries. Kentucky broke out to an early 14-3 lead, but in the second quarter, Penn State made adjustments and scored 10 unanswered points to cut the lead to 14-13.

A 56-yard TD pass from Kevin Thompson to Joe Natasi preceded three Travis Forney field goals. Forney also had made a trey in the first quarter, breaking the Outback and school bowl records with four field goals. Despite dominating the second and third quarters, the Lions only led 19-14 entering the final period. But, the defense, which had gotten a blocked field goal from LaVar Arrington in the third quarter, stuffed the Wildcats on fourth-and-1 at the Kentucky 34. Several plays later, Chafie Fields took his second reverse of the game 19 yards to paydirt for the final 26-14 margin.

As it had done all season, the defense led the way, paced by Anthony King's 11 tackles, two interceptions and a fumble recovery. Courtney Brown made the seven stops, including four for loss, and two sacks on consecutive plays in the final period to earn game MVP honors.



TEAM STATISTICS

	PSU	UK
First Downs	24	24
Rushing Yards	233	105
Passing Yards	187	336
Passing (C-A-Int)	14-27-0	30-48-2
Total Offense	420	441
Plays	70	81
Fumbles (#-Lost)	1-1	1-1
Penalties (#-Yards)	8-58	14-103
Possession Time	27:07	32:53
3rd Down Conv.	3-13	4-15
Red Zone	4-5	1-3
Touchdowns	1	1
Field Goals	3	0

GAME LEADERS

* Top performers from each school based on yardage.

PENN STATE		KENTUCKY	
Passing		Passing	
Kevin Thompson	14-of-27 for 187 yds 1 TD/0 INT	Tim Couch	30-of-48 for 336 yds 2 TD/2 INT
Rushing		Rushing	
Eric McCoo	21 for 105 yds	Anthony White	8 for 61 yds
Aaron Harris	13 for 54 yds	Derek Homer	12 for 26 yds
Receiving		Receiving	
Tony Stewart	7 for 71 yds	Lance Mickelson	3 for 65 yds, 1 TD
Joe Natasi	2 for 70 yds, 1 TD	Derek Homer	7 for 64 yds
Tackles (U-A-Total)		Tackles (U-A-Total)	
Anthony King	6-5-11	Jeff Zurcher	3-10-13
Brandon Short	3-5-8	Three Tied	11

OTHER

Date	January 1, 1999
Location	Tampa, Fla.
Stadium	Raymond James Stadium
Attendance	66,005
Time of Game	3:45
Penn State	9-3, 5-3 Big Ten
Kentucky	7-5, 4-4 SEC

CITRUS BOWL NOTES

NITTANY LIONS EARN 49TH BOWL BERTH

- Penn State is making its 49th bowl appearance all-time, tied for No. 9 nationally with Ohio State. Kentucky is making its 18th bowl appearance.
- Head coach **James Franklin** has guided his teams to a bowl appearance in each of his eight seasons as a head coach (3 at Vanderbilt; 5 at Penn State).
- The Nittany Lions' 29 bowl victories rank tied for fifth nationally and lead all Big Ten Conference institutions.
- Penn State's 62.5 winning percentage in bowl games (29-17-2 record) is No. 5 nationally among teams with at least 20 bowl appearances.
- Penn State has split its last 10 bowl games, with victories in the 2007 Outback Bowl (Tennessee), 2007 Alamo Bowl (Texas A&M), 2010 Capital One Bowl (LSU), 2014 Pinstripe Bowl (Boston College) and 2017 Fiesta Bowl (Washington). The losses came in the 2009 and 2016 Rose Bowls (USC), 2011 Outback Bowl (Florida), 2012 TicketCity Bowl (Houston) and 2016 TaxSlayer Gator Bowl (Georgia).
- Penn State made its first postseason appearance in 1923 when it traveled across the country to face USC in the Rose Bowl Game to cap off the 1922 season.
See Bowl Records on Pages 48-53

ABOUT THE VRBO CITRUS BOWL

Via CitrusBowlOrlando.org

- The seventh-oldest collegiate bowl game in the country, the VRBO Citrus Bowl began as the Tangerine Bowl in 1947. The initial game sponsors, members of Elks Lodge #1079 of Orlando, each put up \$100 to fund initial expenses.
- Since 1993 the bowl has hosted top teams from the Big Ten and Southeastern conferences.
- In the new "College Football Playoff" era of college football's postseason, the VRBO Citrus Bowl hosts the top Big Ten and SEC teams from outside the CFP series of bowls (Rose, Sugar, Fiesta, Orange, Cotton and Peach). In years where a Big Ten team is assigned to play in a non-semifinal Orange Bowl, the VRBO Citrus Bowl will host the top non-CFP selection from the Atlantic Coast Conference against the top non-CFP selection from the SEC.
- The game moved to a New Year's Day date in 1987 and has remained a New Year's Day tradition except in years when the holiday falls on a Sunday.
- Florida Citrus Sports is a not-for-profit membership organization dedicated to increasing community spirit and pride, promoting tourism, stimulating economic development and ultimately benefiting charities, educational institutions and the quality of life in Central Florida through its signature events.

PENN STATE IN THE CITRUS BOWL

- Penn State has a 2-3 record in five appearances in the Citrus Bowl.
- Penn State participated in the 42nd (1988; Clemson), 48th (1994; Tennessee), 52nd (1998; Florida), 57th (1987; Miami) and 64th (2010; LSU) editions of the game.
See Citrus Bowl History on Pages 46-47

POPULAR DESTINATION

- Penn State's sixth appearance in the Citrus Bowl is tied for the most in the bowl's history with Georgia and Florida.
- The Citrus Bowl ranks second amongst Penn State's most frequent bowl destinations. Leading the three bowls is the Fiesta Bowl, which Penn State has appeared in seven times.
See Bowl Destinations on Page 10

PENN STATE IN JANUARY BOWL GAMES

- Penn State will be playing in the program's 31st January bowl game and owns an 18-12 record in the month.
- This is Penn State's 25th time playing on New Year's Day.
- Penn State last played on New Year's Day for the 2011 Outback Bowl.
- Penn State is 15-9 when playing on New Year's Day.

PENN STATE IN TUESDAY BOWL GAMES

- Penn State will be playing in a Tuesday bowl game for the fourth time out of 49 bowl appearances.
- Penn State owns a 3-0 record in Tuesday bowl games.

Date	Bowl	Result
Jan. 1, 1974	Orange	Penn State 16, LSU 9
Dec. 28, 1999	Alamo	Penn State 24, Texas A&M 0
Jan. 3, 2006	Orange	Penn State 26, Florida State 23 (3 OT)
Jan. 1, 2019	Citrus	vs. Kentucky

PENN STATE VS. THE SEC

- Penn State is 23-22-0 all-time against current SEC schools, having played every SEC team except Arkansas, Mississippi and Mississippi State. The most recent meeting with an SEC team was versus Georgia in the 2016 TaxSlayer Gator Bowl.
- The Nittany Lions are 12-7 vs. SEC teams in bowl games, with the most recent meeting resulting in a 24-17 loss to Georgia in the 2016 TaxSlayer Gator Bowl. Penn State has faced Alabama (1-2), Auburn (1-1), Florida (0-3), Georgia (1-1), Kentucky (1-0), LSU (2-0), Missouri (1-0), Tennessee (3-0) and Texas A&M (2-0) in post-season contests.

SEC Opp	Record	1st Meeting	Last Meeting
Alabama	5-10	1959	2011
Arkansas	-	-	-
Auburn	1-1	1995	2002
Florida	0-3	1962	2010
Georgia	1-1	1982	2015
Kentucky	3-2	1975	1999
LSU	2-0	1974	2009
Mississippi	-	-	-
Mississippi State	-	-	-
Missouri	3-1	1959	1980
South Carolina	2-0	1940	1941
Tennessee	3-2	1971	2006
Texas A&M	3-1	1979	2007
Vanderbilt	0-1	1957	1957

BOWL HISTORY

Below is a rundown of Penn State's complete bowl history, listing the date, bowl game and score, with opponent for all 49 of its bowl competitions.

Jan. 1, 1923 - Rose Bowl	USC 14, Penn State 3
Jan. 1, 1948 - Cotton Bowl	Penn State 13, SMU 13
Dec. 19, 1959 - Liberty Bowl	Penn State 7, Alabama 0
Dec. 17, 1960 - Liberty Bowl	Penn State 41, Oregon 12
Dec. 30, 1961 - Gator Bowl	Penn State 30, Georgia Tech 15
Dec. 29, 1962 - Gator Bowl	Florida 17, Penn State 7
Dec. 30, 1967 - Gator Bowl	Penn State 17, Florida State 17
Jan. 1, 1969 - Orange Bowl	Penn State 15, Kansas 14
Jan. 1, 1970 - Orange Bowl	Penn State 10, Missouri 3
Jan. 1, 1972 - Cotton Bowl	Penn State 30, Texas 6
Dec. 31, 1972 - Sugar Bowl	Oklahoma 14, Penn State 0
Jan. 1, 1974 - Orange Bowl	Penn State 16, LSU 9
Jan. 1, 1975 - Cotton Bowl	Penn State 41, Baylor 20
Dec. 31, 1975 - Sugar Bowl	Alabama 13, Penn State 6
Dec. 27, 1976 - Gator Bowl	Notre Dame 20, Penn State 9
Dec. 25, 1977 - Fiesta Bowl	Penn State 42, Arizona State 30
Jan. 1, 1979 - Sugar Bowl	Alabama 14, Penn State 7
Dec. 22, 1979 - Liberty Bowl	Penn State 9, Tulane 6
Dec. 26, 1980 - Fiesta Bowl	Penn State 31, Ohio State 19
Jan. 1, 1982 - Fiesta Bowl	Penn State 26, USC 10
Jan. 1, 1983 - Sugar Bowl	Penn State 27, Georgia 23
Dec. 26, 1983 - Aloha Bowl	Penn State 13, Washington 10
Jan. 1, 1986 - Orange Bowl	Oklahoma 25, Penn State 10
Jan. 2, 1987 - Fiesta Bowl	Penn State 14, Miami (Fla.) 10
Jan. 1, 1988 - Citrus Bowl	Clemson 35, Penn State 10
Dec. 29, 1989 - Holiday Bowl	Penn State 50, BYU 39
Dec. 28, 1990 - Blockbuster Bowl	Florida State 24, Penn State 17
Jan. 1, 1992 - Fiesta Bowl	Penn State 42, Tennessee 17
Jan. 1, 1993 - Blockbuster Bowl	Stanford 24, Penn State 3
Jan. 1, 1994 - Citrus Bowl	Penn State 31, Tennessee 13
Jan. 2, 1995 - Rose Bowl	Penn State 38, Oregon 20
Jan. 1, 1996 - Outback Bowl	Penn State 43, Auburn 14
Jan. 1, 1997 - Fiesta Bowl	Penn State 38, Texas 15
Jan. 1, 1998 - Citrus Bowl	Florida 21, Penn State 6
Jan. 1, 1999 - Outback Bowl	Penn State 26, Kentucky 14
Dec. 28, 1999 - Alamo Bowl	Penn State 24, Texas A&M 0
Jan. 1, 2003 - Capital One Citrus Bowl	Auburn 13, Penn State 9
Jan. 3, 2006 - Orange Bowl	Penn State 26, Florida State 23 (3 OT)
Jan. 1, 2007 - Outback Bowl	Penn State 20, Tennessee 10
Dec. 29, 2007 - Alamo Bowl	Penn State 24, Texas A&M 17
Jan. 1, 2009 - Rose Bowl	USC 38, Penn State 24
Jan. 1, 2010 - Capital One Citrus Bowl	Penn State 19, LSU 17
Jan. 1, 2011 - Outback Bowl	Florida 37, Penn State 24
Jan. 2, 2012 - TicketCity Bowl	Houston 30, Penn State 14
Dec. 27, 2014 - New Era Pinstripe Bowl	Penn State 31, Boston College 30
Jan. 2, 2016 - TaxSlayer Gator Bowl	Georgia 24, Penn State 17
Jan. 2, 2017 - Rose Bowl	USC 52, Penn State 49
Dec. 30, 2017 - Fiesta Bowl	Penn State 35, Washington 28
Jan. 1, 2019 - VRBO Citrus Bowl	vs. Kentucky

RANKINGS COMPARISON

PSU	FBS	Conf	Stat	Conf	FBS	UK
37.9	77	9	3rd Down Offense Pct.	6	47	41.5
34.5	30	4	3rd Down Defense Pct.	11	67	39.0
54.7	106	10	Completion Pct.	3	16	65.8
24.56	13	2	Kick Return Avg.	7	47	21.58
215.8	77	8	Passing Offense	14	115	164.8
186.5	22	2	Passing Defense	5	17	181.3
8.68	67	6	Punt Return Avg.	8	52	10.0
71.9	5	1	Red Zone Defense	4	18	76.5
92.3	6	2	Red Zone Offense	12	100	79.4
168.4	71	8	Rushing Defense	8	49	150.8
208.6	29	6	Rushing Offense	6	38	201.3
20.0	20	4	Scoring Defense	3	8	16.3
34.6	30	3	Scoring Offense	12	84	26.6
3.58	2	1	Team Sacks	5	32	2.67
27:32	116	14	Time of Possession	7	45	30:39
354.9	37	4	Total Defense	4	22	322.2
424.7	48	6	Total Offense	12	100	366.2
+1	58	8	Turnover Margin	9	68	Even

10 2018 PENN STATE FOOTBALL

BOWL OPPONENTS

Kentucky is the 14th team Penn State has faced more than once in a bowl game. Penn State won the first bowl meeting with Kentucky, 26-14, in the 1999 Outback Bowl.

USC	4
Alabama	3
Florida	3
Florida State	3
Tennessee	3
Auburn	2
Georgia	2
Kentucky	2
LSU	2
Oklahoma	2
Oregon	2
Texas	2
Texas A&M	2
Washington	2
Arizona State	1
Baylor	1
Boston College	1
BYU	1
Clemson	1
Georgia Tech	1
Houston	1
Kansas	1
Miami (Fla.)	1
Missouri	1
Notre Dame	1
Ohio State	1
SMU	1
Stanford	1
Tulane	1
TOTAL	49

BOWL DESTINATIONS

The Citrus Bowl is tied for second amongst Penn State's most frequent bowl destinations, as the Nittany Lions have been invited for a sixth time to match their Orange and TaxSlayer Gator Bowl appearances. Penn State was first invited to the 1988 Citrus Bowl.

#	Bowl	Last
7	Fiesta	Jan. 1, 1997 vs. Texas
6	Citrus/Capital One Jan. 1, 2010 vs. LSU	
5	Orange	Jan. 3, 2006 vs. Florida State
	TaxSlayer Gator	Jan. 2, 2016 vs. Georgia
4	Outback	Jan. 1, 2011 vs. Florida
	Sugar	Jan. 1, 1983 vs. Georgia
	Rose	Jan. 2, 2017 vs. USC
3	Cotton	Jan. 1, 1975 vs. Baylor
	Liberty	Dec. 22, 1979 vs. Tulane
2	Alamo	Dec. 29, 2007 vs. Texas A&M
	Blockbuster	Jan. 1, 1993 vs. Stanford
1	Aloha	Dec. 26, 1983 vs. Washington
	Holiday	Dec. 29, 1989 vs. BYU
	Pinstripe	Dec. 27, 2014 vs. Boston College
	TicketCity	Jan. 1, 2012 vs. Houston

The state of Florida is Penn State's most frequent bowl destination. Six out of 22 trips to Florida have been for the Citrus Bowl.

#	State	Last
22	Florida	Citrus - Jan. 1, 2019
7	Arizona	Fiesta - Dec. 30, 2017
6	Texas	TicketCity - Jan. 2, 2012
5	California	Rose - Jan. 2, 2017
4	Louisiana	Sugar - Jan. 1, 1983
2	Pennsylvania	Liberty - Dec. 17, 1960
1	Hawaii	Aloha - Dec. 26, 1983
	New York	Pinstripe - Dec. 27, 2014
	Tennessee	Liberty - Dec. 22, 1979

CITRUS BOWL NOTES

BOWL STANDOUT

- Penn State is led by quarterback **Trace McSorley**, who is poised to become the first Nittany Lion quarterback to attempt a pass in four bowl games.
- McSorley looks to add to his school career bowl records of 64 completions, 97 passing attempts, 738 passing yards and eight touchdown passes.
- McSorley made his bowl debut midway through the 2016 TaxSlayer Gator Bowl in relief of an injured Christian Hackenberg. In the first significant action of his career, he completed 14-of-27 passes for 142 yards and two touchdowns, nearly rallying the Lions from a 21-point, third-quarter deficit. He tried to tie the game with a Hail Mary pass from the Georgia 39-yard line in the final seconds, but it fell incomplete.
- McSorley was responsible for five touchdowns in the 2017 Rose Bowl against USC, rushing for one and throwing for four. His four touchdown passes tied a Penn State bowl record, as did his 72-yard touchdown pass to Chris Godwin.
- McSorley eclipsed 400 yards of total offense in the 2017 Fiesta Bowl, as he led the Nittany Lions to a 35-28 win. He was named the game's Offensive MVP after completing 32-of-42 passes for 342 yards and two touchdowns, while also running 12 times for 60 yards. His 78.0 percent completion percentage in the game is a Penn State bowl record.

COACHING STAFF CONNECTIONS

- Penn State head coach **James Franklin** and Kentucky assistant head coach and running backs coach Eddie Gran both worked at Idaho State coaching wide receivers in the 1990's. Gran served in the role in 1994 and Franklin did so in 1999.
- Franklin and Penn State offensive coordinator and quarterbacks coach **Ricky Rahne** and Kentucky wide receivers coach Michael Smith coached together at Kansas State. In 1998, Franklin was a graduate assistant working with the tight ends and Smith was the running backs coach. During the 2009-10 seasons, Rahne served as the tight ends coach, while Smith coached the wide receivers. Penn State Director of Football Administration **Kevin Threlkel** also worked at Kansas State with Rahne and Smith in 2009 as a development assistant with Kansas State's athletics development organization.
- Penn State defensive coordinator and linebackers coach **Brent Pry** and Kentucky co-offensive coordinator and quarterbacks coach Darin Hinshaw worked together for Memphis from 2007-09, where they won two bowl games. Pry was the defensive line coach and Hinshaw was the wide receivers coach. Penn State co-defensive coordinator and safeties coach **Tim Banks** also worked for Memphis but in 2001-02.
- Banks, Gran, Hinshaw and Kentucky defensive backs coach Steve Clinkscale have all coached at Cincinnati. Banks was the co-defensive coordinator and defensive backs coach for Cincinnati from 2010-11, while the others were on staff from 2013-15. Like Banks, Clinkscale coached the defensive backs.
- Penn State run game coordinator and offensive line coach **Matt Limegrover** started working as the offensive coordinator and offensive line coach at Minnesota in 2011, just after Kentucky director of performance and head strength coach Mark Hill left for the head strength and conditioning coach position at Indiana following the 2010 season.
- Penn State special teams coordinator and assistant defensive line coach **Phil Galiano** and Kentucky inside linebacker coach Matt House have both served as defensive coordinators at Florida International. Galiano held the role from 2007-09, while House did so in 2015.

NITTANY LIONS FROM FLORIDA

- DT **Judge Culpepper** - Tampa/H.B. Plant
- CB **Jordan Miner** - Wesley Chapel/Wiregrass Ranch
- CB **Amani Oruwariye** - Tampa/Gaither

PENN STATE-KENTUCKY CONNECTIONS

- Penn State sophomore cornerback **Donovan Johnson** played with Kentucky freshman linebacker DeAndre Square at Cass Tech in Detroit.
- Penn State freshman defensive tackle **Aeneas Hawkins** played with Kentucky freshman tight end Brenden Bates at Archbishop Moeller High School in Cincinnati.
- Penn State redshirt sophomore offensive linemen **Alex Gellerstedt** played with Kentucky quarterback Gunnar Hoak at Dublin Coffman High School in Ohio.
- Penn State freshman defensive tackle **Judge Culpepper** played with Kentucky cornerback Derrick Baity Jr. at H.B. Plant High School in Tampa.

FRANKLIN SET TO BOWL AGAIN

- Head coach **James Franklin** has guided his teams to bowl appearances in each of his eight seasons as a head coach (3 at Vanderbilt; 5 at Penn State).
- He is one of eight active head coaches who have earned bowl eligibility in their first eight or more consecutive seasons on the job.

Bowl Eligibility First 8+ Seasons

#	Coach	Team(s); Years
18*	Mark Richt	Georgia/Miami; 2001-pres.
13*	Chris Petersen	Boise State/Washington; 2006-pres.
11	Bronco Mendenhall	BYU; 2005-15
11*	Dabo Swinney	Clemson; 2008-pres.
10	Mike Leach	Texas Tech; 2000-09
8	Kyle Whittingham	Utah; 2004-11
8*	James Franklin	Vanderbilt/PSU; 2011-pres.
8*	David Shaw	Stanford; 2011-pres.

* Bowl eligible this season

SENIORS SET FOR FINALE

- A total of 21 Nittany Lion seniors will suit up in Blue and White for the final time.
- The 2018 seniors have been instrumental in the Nittany Lions earning a 38-14 record the past four years with four winning seasons, the 2016 Big Ten Championship, a Rose Bowl appearance, Penn State's highest ranking since 1999 (No. 2), a Fiesta Bowl Championship and now a fourth bowl appearance.
- The group ranks currently ranks as the winningest class since 2011 (38-14), and has an opportunity to be the winningest class since 2009 (40-12).
- The group includes some of head coach **James Franklin's** first recruits.
- The seniors include: **Mark Allen, Joe Arcangelo, Torrence Brown, Ryan Buchholz, Jake Cooper, Frank Di Leo, Donnell Dix, Koa Farmer, Sterling Jenkins, Trace McSorley, Amani Oruwariye, Nick Scott, Tyler Shoop, Charlie Shuman, Zach Simpson, Johnathan Thomas, DeAndre Thompkins, Kyle Vasey, Jason Vranic, Christopher Welde** and **Chaz Wright**.

BOWL BOUND

- Of Penn State's 12 regular season opponents, seven earned bowl invitations: Appalachian State, Pittsburgh, Ohio State, Michigan State, Iowa, Michigan and Wisconsin.
- Ohio State (Rose Bowl) led Penn State opponents with a No. 6 ranking in the final College Football Playoff rankings, while No. 7 Michigan (Peach Bowl) joins the Buckeyes in a "New Year's Six" bowl.
- Nine of 14 Big Ten teams will participate in a bowl game.
- Five of Penn State's opponents earned eight wins prior to bowl season: Ohio State (12), Michigan (10), Appalachian State (10), Kentucky (9) and Iowa (8).

ON TV

- Penn State has had 305 of its last 307 games televised, including 197 consecutive games.
- Over the last 14 seasons, every Penn State game has aired on either ABC, FOX, BTN, NBC or an ESPN channel.

HIGHLIGHTS

PENN STATE IN THE RANKINGS

- In the last College Football Playoff rankings, Penn State maintained its season-high No. 12 ranking.
- Penn State has been ranked in the last 15 CFP rankings, dating back to its first-ever appearance in the first poll of the 2016 season.
- Penn State is one of six teams (Alabama, Clemson, Ohio State, Oklahoma and Washington) to rank in the Top 15 of the CFP final rankings in each of the last three seasons (2016-18).
- Penn State is ranked No. 12 in the Amway Coaches Poll and No. 13 in the Associated Press poll.
- Penn State's 39-straight weeks in the AP Top 25 is the fifth-longest active streak in FBS and tied for the fifth-longest streak in Penn State history.

Penn State AP Weekly Appearance Streaks

#	Polls	First-Last
1.	121	1993-2000
2.	84	1970-1976
3.	50	1979-1983
4.	43	1985-1987
5.	39	1990-1992
.....	39*	2016-2018
7.	38	2008-2010
8.	35	1977-1979
.....	33	1967-1970
10.	19	1947-1948

See National Polls on Page 7

WINNING WAYS

- Penn State clinched its 14th consecutive winning season. Only four other FBS teams have had a winning season each of the last 14 years (Oklahoma, Boise State, LSU, Wisconsin). Virginia Tech can also achieve the feat with a bowl win.
- Over those 14 consecutive winning seasons, Penn State has totaled at least nine wins in nine seasons, including the last three seasons.
- Entering the Citrus Bowl at 9-3, Penn State looks to earn its third consecutive 10-win season after going 11-3 in 2016 and 11-2 in 2017. Penn State last posted three-straight double-digit win seasons in 1980 (10-2), 1981 (10-2) and 1982 (11-1), and did so in four-straight seasons in 1971 (11-1), 1972 (10-2), 1973 (12-0) and 1974 (10-2).
- Head coach **James Franklin** has guided his teams to a winning record each of the last seven seasons (2 at Vanderbilt, 5 at Penn State).
- Penn State is 29-6 in its last 35 games, the best span since going 29-6 from the last two games of the 1996 season to the first nine games of 1999.
- Penn State is 31-8 over the past three seasons (2016-18), for the seventh-best record in FBS.
- Penn State's 45 wins over the last five years (2014-18) rank tied for 14th in FBS with Florida State, Houston and Memphis, and third in the Big Ten (Ohio State, 61; Wisconsin, 52).
- Penn State's 87 wins over the last 10 years (2009-18) rank tied for 17th in FBS with Notre Dame and USC, and fourth in the Big Ten (Ohio State, 102; Wisconsin, 101; Michigan State, 91).
- Penn State's 131 wins over the last 15 years rank tied for 16th in FBS with Texas and Utah and third in the Big Ten (Ohio State, 153; Wisconsin, 148).

STREAKING

- Penn State has appeared in bowls in five consecutive years.
- Penn State has won seven consecutive games against non-conference opponents.
- Redshirt freshman WR **KJ Hamler** has a reception in all 12 games of his career.
- True freshman TE **Pat Freiermuth** has a reception in his last 11 games.
- Sophomore DE **Yetur Gross-Matos** has a tackle for loss in his last eight games.

MILESTONE WATCH

- Trace McSorley** is 15 yards shy of the PSU career QB rushing record of 1,637 yards held by Michael Robinson (2002-05).
 - ... 83 yards shy of the PSU career QB season record of 806 held by Michael Robinson (2005).
 - ... 347 passing yards shy of 10,000 career passing yards.
- See Records Watch on Pages 30-33

MILESTONES ACHIEVED

- Trace McSorley** surpassed 700 career completions with 12 at Maryland.
- ... surpassed 100 touchdowns responsible for at Rutgers, becoming just the third Big Ten quarterback to do so.
- ... 9,000 career passing yards with 83 at Michigan.
- ... 10,000 career yards of total offense with 327 at Indiana.
- ... 1,000 career passing attempts with 32 against Michigan State.
- ... 1,000 career rushing yards with 54 yards against Kent State.
- Tommy Stevens** surpassed 500 career rushing yards with 25 at Maryland.
- Miles Sanders** surpassed 1,000 rushing yards this season with 159 against Wisconsin.
- ... 1,000 career rushing yards with 162 against Michigan State.
- Head coach **James Franklin** coached his 100th career game against Iowa.
- Juwon Johnson** surpassed 1,000 career receiving yards with 72 at Indiana.
- DeAndre Thompkins** surpassed 1,000 career receiving yards with 101 against Kent State.
- ... surpassed 500 career punt return yards with a 29-yard return against App State.

ON YOUR TV

- Penn State's game against Ohio State in Week 5 was the third most-watched college football game of the regular season and the most watched game before Week 10.
- The game's average viewership of nearly 9.2 million was ABC's highest regular-season audience since its 2017 Kickoff Weekend record-breaking audience for Florida State vs. Alabama (56 games prior) and ranks in the top five most-watched September games on ABC in the last decade.
- Penn State's Week 9 game against Iowa and Week 10 game at Michigan generated cable's largest audiences for a late afternoon kickoff this season. The Iowa game generated a then season-high Nielsen total live audience of 3,267,000 viewers, an impressive 188% increase over the similar game window last season, but the game at Michigan the following week superseded it with 4,252,000 viewers.

2018 Most Watched Games (Regular Season)

Rk.	Net.	Audience	Wk	Game
1.	FOX	13,200,000	13	Michigan at Ohio State
2.	CBS	11,543,000	10	Alabama at LSU
3.	ABC	9,159,000	5	Ohio State at Penn State
4.	CBS	9,130,000	13	Auburn at Alabama
5.	ABC	7,740,000	13	Notre Dame at USC
6.	ABC	7,244,000	3	Ohio State vs. TCU
7.	NBC	7,107,000	1	Michigan at Notre Dame
8.	ABC	6,562,000	1	Miami vs. LSU
9.	ABC	6,368,000	8	Ohio State at Purdue
10.	CBS	6,347,000	9	Florida vs. Georgia

SECOND-HALF TEAM

- Penn State is tied for ninth in FBS in scoring offense in the second half, averaging 19.0 points. Clemson leads averaging 22.69 points.
- Penn State is also fourth in FBS in fourth-quarter scoring, averaging 11.75 points. Ohio State leads averaging 13.23 points.
- For the season, Penn State is outscoring opponents 215-121 in the second half. The plus-8.33 points per game margin in the second half ranks eighth in FBS. (Per Coaches by the Numbers)

RECORD BREAKDOWN

Overall Record	9-3
Day Games	7-2
Night Games (6 p.m. or later)	2-1
TV Games	0-0
ABC	4-1
BTN	2-1
ESPN	1-1
FS1	2-0
Scoring First	7-2
Opponent Scoring First	2-1
Leading at the Half	7-2
Trailing at the Half	0-1
Tied at the Half	2-0
Leading after Third Qtr.	9-1
Trailing after Third Qtr.	0-2
Tied after Third Qtr.	0-0
Overtime Games	1-0
Scoring less than 20 pts	0-2
Scoring 20-29 points	2-1
Scoring 30-39 points	3-0
Scoring 40+ Points	4-0
Allowing 10 points or less	5-0
Allowing 11-20 points	0-0
Allowing 21-30 points	3-2
Allowing 31+ points	1-1
Rushing for less than 100 yds	0-1
Rushing for 100-199 yds	4-0
Rushing for 200-299 yds	3-2
Rushing for 300+ yds	2-0
Passing for less than 200 yds	4-2
Passing for 200-299 yds	4-1
Passing for 300-399 yds	1-0
Passing for 400+ yds	0-0
Totaling less than 300 yds total offense	0-1
300-399 yds of total offense	4-1
400-499 yds of total offense	2-1
500+ yds of total offense	3-0
Allowing less than 100 yds rushing	2-0
Allowing more than 100 yds rushing	7-3
Allowing less than 300 yds total offense	4-0
Allowing 300+ yds total offense	5-3
Having a 100-yd rusher	5-2
Having two 100-yd rushers	0-0
Not having a 100-yd rusher	3-1
Opp. having a 100-yd rusher	4-1
No turnovers	1-0
1-3 turnovers	8-3
4+ turnovers	0-0
No takeaways	2-1
1 or 2 takeaways	3-2
3 or more takeaways	4-0
More than 30:00 of possession	1-1
Less than 30:00 of possession	8-2

THIS DAY IN HISTORY

JAN. 1

RECORD: 15-9
STREAK: L1

NOTABLE

- On this day in 1974, Penn State beat LSU, 16-9, in the Orange Bowl to become the first Nittany Lion team to win 12 games without a loss, but the squad was voted No. 5 by the Associated Press and United Press International.
- In 1983 on New Year's Day, Penn State won its first National Championship by beating previously No. 1 Georgia, 27-23, in the Sugar Bowl. Todd Blackledge passed 47 yards to Gregg Garrity for a key fourth-quarter touchdown and Curt Warner out-dueled Heisman Trophy winner Herschel Walker with 117 yards and two touchdowns.

12 2018 PENN STATE FOOTBALL

WINNINGEST PROGRAMS

In its 132nd season of varsity football, Penn State has posted 887 victories to rank No. 8 in the nation. The Lions' success is not solely due to longevity though, as Penn State also ranks in the top 10 in all-time winning percentage.

As of Dec. 4, 2018

TOTAL VICTORIES

1. Michigan (139)	Big Ten	953
2. Ohio State (129)	Big Ten	910
3. Texas (130)	Big 12	908
4. Alabama (124)	SEC	904
5. Notre Dame (130)	Independent	898
6. Nebraska (129)	Big Ten	897
7. Oklahoma (124)	Big 12	896
8. PENN STATE (132)	Big Ten	887
9. USC (125)	Pac-12	839
10. Tennessee (122)	SEC	838

WINNING PERCENTAGE (YEARS - MIN. 25 IN D1)

1. Michigan (139)	Big Ten	.730
2. Boise State (51)	Mountain West	.728
3. Ohio State (129)	Big Ten	.72701
4. Notre Dame (130)	Independent	.72662
5. Alabama (124)	SEC	.726
6. Oklahoma (124)	Big 12	.725
7. Texas (126)	Big 12	.705
8. USC (125)	Pac-12	.699
9. Nebraska (129)	Big Ten	.692
10. PENN STATE (132)	Big Ten	.688
11. Florida State (72)	ACC	.6754
12. Tennessee (122)	SEC	.6749
13. Georgia (125)	SEC	.653
14. LSU (125)	SEC	.651
15. Appalachian State (89)	Sun Belt	.641

THE ALL-TIME AP COLLEGE FOOTBALL POLL

The Associated Press updated its "All-Time AP Poll" this summer. Its formula counted poll appearances (1 point), No. 1 rankings (2 points) and AP championships (10 points). The first poll was in 1936. Entering 2018, Penn State was ranked 613 times (54% of all polls), have been voted No. 1 19 times and won two AP National Championships.

1. Ohio State	Big Ten	1,144
2. Alabama	SEC	1,093
3. Oklahoma	Big 12	1,086
4. Notre Dame	Independent	1,058
5. USC	Pac-12	996
6. Michigan	Big Ten	920
7. Nebraska	Big Ten	913
8. Texas	Big 12	827
9. Florida State	ACC	734
10. Florida	SEC	695
11. LSU	SEC	681
12. PENN STATE	Big Ten	671
13. Miami	ACC	665
14. Tennessee	SEC	638
15. Auburn	SEC	596
16. Georgia	SEC	593
17. UCLA	Pac-12	537
18. Washington	Pac-12	462
19. Clemson	ACC	459
20. Texas A&M	SEC	459
21. Michigan State	Big Ten	458
22. Arkansas	SEC	418
23. Wisconsin	Big Ten	367
24. Pittsburgh	ACC	358
25. Iowa	Big Ten	335

HIGHLIGHTS

McSORLEY MAKES HIS MARK

- QB **Trace McSorley** owns Penn State career records for passing yards (9,653), completions (703), 300-yard passing games (10), 200-yard passing games (27), rushing touchdowns by a quarterback (29), passing touchdowns (75), total offense (11,275), touchdowns responsible for (104) and wins as a starting quarterback (31).
- He is also the school season record holder for passing yards (3,614; 2016), completions (284; 2017), passing touchdowns (29; 2016), rushing touchdowns by a quarterback (11; 2017, 2018), total offense (4,061; 2017), touchdowns responsible for (37; 2017), 300-yard passing games (5; 2016, 2017) and is tied for the top spot in 200-yard passing games (11; 2016, 2017).
- McSorley is the first Penn State quarterback to throw for 9,000 career yards and the 14th in Big Ten history.
- McSorley has 1,182 career passing attempts to rank second on Penn State's career list behind Christian Hackenberg's 1,235 attempts (2013-15).
See Records Watch on Pages 30-33

NON-CONFERENCE SUCCESS

- Penn State went 3-0 in non-conference play.
- Penn State has won seven consecutive games over non-conference opponents during the regular season, dating back to a win over Temple in 2016, and seven consecutive over all non-conference opponents, dating back to a win over Akron to start the 2017 season.
- Under **James Franklin** (since 2014), Penn State is 15-2 against non-conference opposition during the regular season and 17-4 when including bowl games.

CLOSE GAMES

- Penn State had four-straight games decided by six points or less this season (Ohio State, 26-27; Michigan State, 17-21; Indiana, 33-28; Iowa, 30-24). The last time the Nittany Lions played four consecutive games decided by six points or less was 1894 (at Navy, 6-6 on Nov. 10; vs. Bucknell, 12-6 on Nov. 17; at Washington & Jefferson, 6-0 on Nov. 23; at Oberlin, 9-6 on Nov. 24).
- Penn State last played four consecutive games decided by seven points or less in 1985 (at Maryland, 20-18 on Sept. 7; Temple, 27-25 on Sept. 14; East Carolina, 17-10 on Sept. 21; at Rutgers, 17-10 on Sept. 28; Alabama, 19-17 on Oct. 12; at Syracuse, 24-20 on Oct. 19).
- Penn State has played five games decided by seven or less points in 2018 and owns a 3-2 record in those games. It earned wins over Appalachian State (45-38, OT), Indiana (33-28) and Iowa (30-24), while falling to Ohio State (26-27) and Michigan State (17-21).
- Before the loss to Michigan this season, the Nittany Lions' last five losses were by a total of 12 points (2016: USC - 3 points; 2017: Ohio State - 1 point, Michigan State - 3 points; 2018: Ohio State - 1 point, Michigan State - 4 points), which is the smallest margin of defeat over five losses in program history.
- The 2016 loss to USC in the Rose Bowl and 2017 Michigan State loss came on field goals as time expired.
- Ohio State took leads with 1:48 remaining (2017) and 2:03 remaining (2018).
- Michigan State took its first lead in 2018 on a touchdown with 19 seconds remaining.

CONFERENCE SUCCESS

- Three of Penn State's 2018 opponents reached their respective conference championship games.
- Ohio State won the Big Ten East Division and defeated Northwestern in the Big Ten Championship Game.
- Appalachian State won the Sun Belt East Division and defeated Louisiana-Lafayette in the Sun Belt Championship Game.
- Pittsburgh won the ACC Coastal Division but was defeated by Clemson in the ACC Championship Game.

WELCOME TO THE GAME

- Against Maryland, TE **Joe Arcangelo**, DE **Donnell Dix**, OL **Juice Scruggs**, CB **Christopher Weide** and WR **Justin Weller** made their Penn State debuts, bringing the total to 40 for the year.
- Sixteen true freshmen have seen time for Penn State: CB **Trent Gordon**, DE **Jayson Oweh**, WR **Daniel George**, Dotson, WR **Justin Shorter**, OL **Rasheed Walker**, TE **Zack Kuntz**, K **Rafael Checa**, TE **Pat Freiermuth**, LB **Jesse Luketa**, DT **PJ Mustipher**, LB **Micah Parsons**, K **Jake Pinegar**, Scruggs, RB **Ricky Slade** and DE **Nick Tarburton**.
- OL **Mike Miranda** made his first career start against Maryland, the 19th different Nittany Lion to make their first start this season.
- WR **Cam Sullivan-Brown** and LB **Micah Parsons** made their first career starts at Rutgers.
- Parsons is the first true freshman to start at linebacker since Cam Brown in 2016.
- WR **Jahan Dotson** made his first career start against Wisconsin. Dotson is the first true freshman to start at wide receiver since WR Saeed Blacknall in 2014.
- WR **Mac Hippenhammer** and K **Justin Tobin** made their first career starts at Michigan. Tobin also made his first career appearance.
- S **Jonathan Sutherland** made his first career start against Iowa.
- Against Ohio State, WR **Dan Chisena**, made his first career appearance and Freiermuth made his first start.
- S **Drew Hartlaub** made his first career appearance at Illinois.
- Dotson, Shorter, Gordon, Oweh, RB **Journey Brown**, LB **Max Chizmar**, Kuntz, George, DT **Damion Barber**, LB **Brelin Faison-Walden** and DT **Evan Presta** made their debuts against Kent State.
- QB **Sean Clifford** and OL **Des Holmes** made their first career appearances in Week 2 at Pitt and CB **Tariq Castro-Fields** made his first career start.
- Making their debuts during the opening week against App State were: LB **Ellis Brooks**, CB **Jabari Butler** (transfer, PSU debut), Checa, TE **Danny Dalton**, Freiermuth, WR **KJ Hamler**, DT **Fred Hansard**, WR **Mac Hippenhammer**, CB **Donovan Johnson**, Luketa, OL **Mike Miranda**, Mustipher, Parsons, Pinegar, Slade, WR **Cam Sullivan-Brown**, Tarburton and OL **C.J. Thorpe**.
- Ten Nittany Lions made their first career start during the opening week against App State: TE **Jonathan Holland**, C **Michal Menet**, Hamler, Hansard, DE **Yetur Gross-Matos**, MLB **Jan Johnson**, CB **Amani Oruwariye**, S **Garrett Taylor**, Pinegar and Checa.

AT THE START

Opponent	Coin Toss	Choice	PSU 1st Drive	Opponent 1st Drive	Game Captains
APPALACHIAN STATE	PSU	Receive	Touchdown	KO Return TD	Trace McSorley, Nick Scott, Blake Gillikin, Shareef Miller
at Pittsburgh	Pitt	Receive	Touchdown	Three-and-out (punt)	Trace McSorley, Nick Scott, Blake Gillikin
KENT STATE	KSU	Defer - PSU Received	Touchdown	Touchdown	Trace McSorley, Nick Scott, Blake Gillikin
at Illinois	ILL	Defer - PSU Received	Fumble Lost	Three-and-out (punt)	Trace McSorley, Nick Scott, Blake Gillikin
OHIO STATE	PSU	Receive	Punt	Punt	Trace McSorley, Nick Scott, Blake Gillikin
MICHIGAN STATE	PSU	Defer - MSU Received	Fumble Lost	Punt	Trace McSorley, Nick Scott, Blake Gillikin
at Indiana	PSU	Receive	Touchdown	Touchdown	Trace McSorley, Nick Scott, Blake Gillikin
IOWA	PSU	Receive	Three-and-out (Blocked punt, safety)	Field Goal	Trace McSorley, Nick Scott, Blake Gillikin
at Michigan	MICH	Defer - PSU Received	Punt	Touchdown	Trace McSorley, Nick Scott, Blake Gillikin, Shareef Miller
WISCONSIN	PSU	Receive	Punt	Touchdown	Trace McSorley, Nick Scott, Blake Gillikin
at Rutgers	PSU	Defer - RU Received	Punt	Punt	Trace McSorley, Nick Scott, Blake Gillikin
MARYLAND	UMD	Defer - PSU Received	Touchdown	Punt	Trace McSorley, Nick Scott, Blake Gillikin
vs. Kentucky					

HONORS & AWARDS

TOP PENN STATE QUARTERBACKS HONORED IN NYC

- Penn State had a pair of standouts honored at the 61st National Football Foundation (NFF) Annual Awards Dinner in New York City. Former Nittany Lion quarterback Kerry Collins was inducted into the Hall of Fame, while current quarterback **Trace McSorley** was honored as an NFF Scholar-Athlete and Campbell Trophy finalist.
- The William V. Campbell Trophy annually recognizes an individual as the absolute best football scholar-athlete in the nation.
- Penn State was the only school to have two honorees at the event.
- Collins is the 26th member (20 players, 6 coaches) of the Penn State football family to be elected to the College Hall of Fame. Linebacker Shane Conlan was the most recent player inductee in 2014, while former Nittany Lion player Bill Bowes was enshrined into the Hall of Fame as the University of New Hampshire head coach in 2016.
- Collins helped Penn State post a 40-9 record from 1991-94 and was instrumental in the Nittany Lions earning a 22-2 overall mark (14-2 conference) during their first two years in the Big Ten Conference, posting records of 10-2 in 1993 and 12-0 in 1994.
- The recipient of the 1994 Maxwell Award as the National Player of the Year, he helped the Nittany Lions win three New Year's Day bowl games: the 1992 Fiesta, 1994 Citrus and 1995 Rose Bowls.
- McSorley is the 18th Nittany Lion to be selected as an NFF Scholar-Athlete, joining Dave Joyner (1971), Bruce Bannon (1972), Mark Markovich (1973), Jack Baiorunos (1974), Chuck Correal (1978), John Walsh (1980), Carmen Masciantonio (1984), Lance Hamilton (1985), Brian Siverling (1986), Matt Johnson (1987), Tony Pittman (1994), Jeff Hartings (1995), Wally Richardson (1996), Aaron Collins (1997), Paul Posluszny (2006), Stefen Wisniewski (2010) and John Urschel (2013).
- The 18 selections for the Nittany Lions are tied for third all-time with Notre Dame.

GILLIKIN NAMED ACADEMIC ALL-AMERICA

- Junior P **Blake Gillikin** was named to the Google Cloud Academic All-America Division I first team for accomplishments in the classroom and on the field.
- Gillikin is the 34th different Penn State football player to collect first team accolades for a total of 44 first-team selections.
- Gillikin's Academic All-America honor is the 66th for Nittany Lion football program, which ranks second in Division I football history (FBS and FCS).
- He is the first Nittany Lion to garner Academic All-America status since long snapper Tyler Yazujian earned honors in 2015 and 2016.
- Gillikin is the first Penn State punter to be named Academic All-American.
- Gillikin has a perfect 4.0 cumulative GPA as a kinesiology major. Gillikin is a two-time Academic All-Big Ten choice and a 2018 Big Ten Distinguished Scholar. He was presented with the President's Freshman Award, given annually to undergraduate degree candidates who have earned a 4.0 cumulative grade-point average based on at least 12 graded Penn State credits completed in their first semester of admission, in May 2017. Gillikin also claimed The Evan Pugh Scholar Award, given to those juniors and seniors who are in the upper 0.5 percent of their respective classes, in May 2018.

MCSORLEY, GILLIKIN NAMED ACADEMIC ALL-DISTRICT

- Junior P **Blake Gillikin** and senior QB **Trace McSorley** were named Google Cloud Academic All-District 2 for their accomplishments in the classroom and on the field.
- McSorley graduated in May with a 3.31 grade-point average (GPA) in accounting. He is working toward his second undergraduate degree in journalism. He is a four-time Academic All-Big Ten selection. He spent the summer of 2017 interning for Merrill Lynch and Bank of America in State College.

HAMLER NAMED HORNUNG AWARD FINALIST

- Redshirt freshman wide receiver and return man **KJ Hamler** was selected as one of the five finalists for the Louisville Sports Commission's Paul Hornung Award presented by Texas Roadhouse.
- This is the second-straight year a Penn State player has been named a finalist for the Paul Hornung Award, which was established in 2010. Saquon Barkley won the honor last season.
- The award is given annually by the Louisville Sports Commission to the most versatile player in major college football.

REID UP FOR COMEBACK HONOR

- The College Sports Information Directors of America (CoSIDA) in association with The Associated Press (AP) and the Fiesta Bowl organization selected CB **John Reid** as a Mayo Clinic Comeback Player of the Year Award Nominee.
- At the end of the season, the 30 nominees will be eligible for the Mayo Clinic Comeback Player of the Year Award.
- Reid missed the 2017 season after sustaining an injury during 2017 spring practice.

MAJOR AWARD CONTENDER

- QB **Trace McSorley** is a nominee for the **Manning Award** (nation's top quarterback). It is the only college football quarterback award that includes the candidates' bowl performances in its balloting; therefore, it is presented annually following the completion of the bowl season.
- McSorley was among the top-10 finalists for the **Johnny Unitas Golden Arm Award** (nation's top quarterback).
- McSorley was one of 15 "Players to Watch" for the **Walter Camp Award** (National Player of the Year) and The Walter Camp Trophy is awarded to the outstanding player of the year who has exemplified the qualities of self-discipline, unselfish team play, desire to excel, mature judgment and respect for leadership.
- McSorley was a finalist for the Pop Warner National College Football Award. The award recognizes a graduating senior who has made a difference on the field, in the classroom and in his community, and serves as a role model to Pop Warner's young student athletes.
- McSorley was a semifinalist for the Jason Witten Man of the Year Award. The award, presented by Albertsons and Tom Thumb, is the first college football honor to focus primarily on a player's leadership, both on and off the field.

MCSORLEY, SANDERS LEAD OFFENSIVE ALL-BIG TEN PICKS

- QB **Trace McSorley** and RB **Miles Sanders** were named to the All-Big Ten second team by both the league's coaches and media. The duo was also named to the Associated Press' All-Big Ten second team.
- McSorley is the first Penn State quarterback to earn three career All-Big Ten accolades.
- Joining McSorley and Sanders on the All-Big Ten offensive team were OL **Connor McGovern** (third team - coaches & media) and OL **Ryan Bates** (third team - coaches & media).
- McGovern is the first Penn State offensive lineman to earn back-to-back all-conference honors (first, second or third team) since John Urschel in 2012 (first team) and 2013 (first team).
- Additionally, WR **KJ Hamler** (honorable mention - coaches & media), tight end **Pat Freiermuth** (honorable mention - coaches & media) and OL **Steven Gonzalez** (honorable mention - coaches & media), earned recognition.
- Hamler earned recognition as both a return specialist and wide receiver.
- Freiermuth is the first Penn State freshman tight end to earn All-Big Ten honors since Kyle Carter (first team) in 2012.

SEASON HONORS

JOE ARCANGELO, TIGHT END

Academic All-Big Ten

TREVOR BAKER, TIGHT END

Academic All-Big Ten

RYAN BATES, OFFENSIVE LINE

Conference

All-Big Ten third team (Coaches & Media)

Weekly

Pro Football Focus National Team of the Week (Week 2)

Pro Football Focus Big Team of the Week (Week 2, 4)

Preseason

Outland Trophy Watch List (Top OL or DL)

TYLER BOWEN, TIGHT ENDS COACH

AFCA 2019 35 Under 35 Coaches Leadership Institute

NICK BOWERS, TIGHT END

Academic All-Big Ten

ELLIS BROOKS, LINEBACKER

Pro Football Focus Big Ten Team of the Week (Week 2,4)

JOE CALCAGNO, SNAPPER

Academic All-Big Ten

TARIQ CASTRO-FIELDS, CORNERBACK

Pro Football Focus Big Ten Team of the Week (Week 3)

DAN CHISENA, WIDE RECEIVER

Academic All-Big Ten

MAX CHIZMAR, LINEBACKER

Academic All-Big Ten

SEAN CLIFFORD, QUARTERBACK

Academic All-Big Ten

JAKE COOPER, LINEBACKER

Academic All-Big Ten

FRANK DI LEO, LINEBACKER

Academic All-Big Ten

DONNELL DIX, DEFENSIVE END

Academic All-Big Ten

NICK EURY, RUNNING BACK

Academic All-Big Ten

KOA FARMER, LINEBACKER

Butkus Award Watch List (Top LB)

Polynesian College Football Player of the Year Watch List

JAMES FRANKLIN, HEAD COACH

Dodd Award Midseason Watch List (Top Coach)

PAT FREIERMUTH, TIGHT END

Postseason

The Athletic Freshman All-America Team

247Sports True Freshman All-America Team

Conference

All-Big Ten honorable mention (Coaches & Media)

WILL FRIES, OFFENSIVE LINE

Pro Football Focus National Team of the Week (Week 4)

Pro Football Focus Big Ten Team of the Week (Week 4)

BLAKE GILLIKIN, PUNTER

Google Cloud Academic All-America first team

Google Cloud Academic All-District first team

Academic All-Big Ten

Ray Guy Award Watch List (Top P)

STEVEN GONZALEZ, OFFENSIVE LINE

Conference

All-Big Ten honorable mention (Coaches & Media)

YETUR GROSS-MATOS, DEFENSIVE END

Conference

All-Big Ten first team (Media)

All-Big Ten third team (Coaches)

Midseason

Ted Hendricks Award Watch List (Top DE)

Weekly

Big Ten Defensive Player of the Week (Week 9)

CONTINUED ON PAGE 14

SEASON HONORS

CONTINUED FROM PAGE 13

KJ HAMLER, WIDE RECEIVER

Postseason

The Athletic Freshman All-America Team
Paul Hornung Award Finalist

Conference

All-Big Ten honorable mention (WR & RS) (Coaches & Media)
Weekly

Big Ten Freshman of the Week (Week 5)
Paul Hornung Weekly Honor Roll (Week 2, 5)
Pro Football Focus Big Ten Team of the Week (Week 5)

MAC HIPPENHAMMER, WIDE RECEIVER

Academic All-Big Ten

JONATHAN HOLLAND, TIGHT END

Mackey Award Watch List (Top TE)

JAN JOHNSON, LINEBACKER

Academic All-Big Ten

HUNTER KELLY, OL/DL

Academic All-Big Ten

CARSON LANDIS, KICKER/PUNTER

Academic All-Big Ten

ISAAC LUTZ, WIDE RECEIVER

Academic All-Big Ten

CONNOR MCGOVERN, OFFENSIVE LINE

Conference

All-Big Ten third team (Coaches & Media)

Weekly

Pro Football Focus National Team of the Week (Week 11)
Pro Football Focus Big Ten Team of the Week (Week 11, 12)

Preseason

Outland Trophy Watch List (Top OL or DL)
Rimington Watch List (Top C)

TRACE MCSORLEY, QUARTERBACK

Postseason

Walter Camp Award Player to Watch (National Player of the Year)
William V. Campbell Trophy Finalist

National Football Foundation Scholar-Athlete
Google Cloud Academic All-District first team
Pop Warner National College Football Award Finalist
Maxwell Award Semifinalist (National Player of the Year)
Jason Witten Man of the Year Semifinalist
Senior CLASS Award Top 30 Candidate
Johnny Unitas Golden Arm Award Top 10 (Top QB on and off field)

Conference

All-Big Ten second team (Coaches & Media)
Academic All-Big Ten

Associated Press All-Big Ten second team

Midseason

Pro Football Focus Midseason All-Big Ten first team

Weekly

Pro Football Focus Big Ten Team of the Week (Week 3, 5)
Rose Bowl Game Player of the Week (Week 5)
Reese's Senior Bowl Senior of the Week (Week 5)

Preseason

Big Ten Preseason Honors

CFPA National Performer of the Year Trophy Watch List
Davey O'Brien Award (Top QB)
Johnny Unitas Golden Arm Award (Top QB on and off field)
Manning Award (Top QB, including bowl game)
Maxwell Award (National Player of the Year)
Walter Camp Award (National Player of the Year)
Wuerffel Trophy (Community Service)

Preseason All-America

Associated Press (second team)

Athlon (fourth team)

CBS Sports (second team)

Sporting News (first team)

MICHAL MENET, OFFENSIVE LINE

Pro Football Focus Big Ten Team of the Week (Week 11)

SHAREEF MILLER, DEFENSIVE END

Conference

All-Big Ten third team (Coaches & Media)

CONTINUED ON PAGE 15

HONORS & AWARDS

PAIR SELECTED ALL-BIG TEN FIRST TEAM ON DEFENSE

- CB **Amani Oruwariye** and DE **Yetur Gross-Matos** led Penn State's All-Big Ten defensive picks with first team nods. Oruwariye was a first team choice by the league's coaches and media, as well as the Associated Press, while Gross-Matos was a first team selection by the media and third team honoree by the coaches.
- Oruwariye earned his second All-Big Ten honor of his career with an appearance on the coaches' and media's second team in 2017.
- Oruwariye is the first Nittany Lion cornerback to earn All-Big Ten first team accolades since Justin King claimed honors in 2007.
- Gross-Matos is the first Penn State defensive end to earn All-Big Ten first team honors since Carl Nassib in 2015.
- Joining Oruwariye and Gross-Matos on the All-Big Ten defensive team was DE **Shareef Miller** (third team - coaches & media).
- Miller earned his second career all-conference nod after an appearance on the media's third team and coaches' honorable mention squad last season.
- DT **Robert Windsor** was named to the Associated Press' All-Big Ten second team and as honorable mention amongst the Big Ten's coaches and media.
- Additionally, S **Garrett Taylor** (honorable mention - coaches & media), CB **John Reid** (honorable mention - coaches & media), S **Nick Scott** (honorable mention - media) and LB **Micah Parsons** (honorable mention - media) were recognized.
- Reid collects his second all-conference honor after being named honorable mention by the coaches and media in 2016.
- Scott was Penn State's sportsmanship selection.

TRIO NAMED TO THE ATHLETIC FRESHMAN ALL-AMERICA TEAM

- TE **Pat Freiermuth**, WR/KR **KJ Hamler** and LB **Micah Parsons** were selected to The Athletic Freshman All-America Team.
- Hamler was recognized for his all-purpose and kick returning prowess.
- Penn State's three Freshman All-America selections are the most of any school.

DUO EARNS MORE FRESHMAN HONORS

- TE **Pat Freiermuth** and LB **Micah Parsons** were selected to the ESPN Freshman All-America and 247Sports True Freshman All-America teams.
- Penn State was tied with Clemson, Alabama, Georgia and Arizona State as the only teams to have two picks on the ESPN team.
- On the 247Sports team, only Clemson (3) and Alabama (3) had more honorees, and Kansas (2) was the only other team with multiple selections.

BOWEN TABBED AFCA 2019 35 UNDER 35 COACHES LEADERSHIP INSTITUTE

- Penn State tight ends coach **Tyler Bowen** was named as one of the participants in the upcoming 2019 AFCA 35 Under 35 Coaches Leadership Institute.
- This year's class was chosen from a field of hundreds of applicants. In order to be eligible, applicants had to be born on or after January 1, 1984, and must be currently serving as a high school head coach, two-year college full-time assistant or head coach, or NAIA/NCAA (all divisions) full-time or head coach.
- The AFCA 35 Under 35 Coaches Leadership Institute is a prestigious program aimed at identifying and developing premier, future leaders in the football coaching profession.
- Selected participants are invited to attend the one-day institute that features a curriculum of interactive lectures focused on topics specifically tailored to emphasize leadership in the coaching profession, ethics, influential responsibilities, career progression, and family balance.
- The AFCA 2019 35 Under 35 Coaches Leadership Institute will take place on Sunday, January 6, at the AFCA Convention in San Antonio, Texas.

ORUWARIYE NAMED THORPE AWARD SEMIFINALIST

- Senior CB **Amani Oruwariye** was among the 14 semifinalists for the Paycom Jim Thorpe Award, which is given to the best defensive back in college football.
- Oruwariye was one of two Big Ten defensive backs on the list.
- The Paycom Jim Thorpe Award is awarded to the best defensive back in college football based on performance on the field, athletic ability and character. The award was established in 1986 and is named after history's greatest all-around athlete, Jim Thorpe. Thorpe excelled not only as a running back, passer, and kicker on the offensive side of the ball; but also stood out as a defensive back. In addition to his legendary performance on the football field, Thorpe played professional baseball and won Olympic gold medals in the decathlon and pentathlon.

GROSS-MATOS ADDED TO HENDRICKS AWARD WATCH LIST

- DE **Yetur Gross-Matos** was added to the watch list for the Ted Hendricks Award, which is presented to the top defensive end in college football.
- The Ted Hendricks Award is named in honor of college football's first three-time first-team All-American. On-field performance, exceptional winning attitude, leadership abilities, contributions to school and community and academic preparedness are some of the criteria used to determine the Award's recipient each year.

MIDSEASON HONORS

- LB **Micah Parsons** was named as a midseason freshman All-American by ESPN and true freshman All-American by 247Sports.
- QB **Trace McSorley** and CB **Amani Oruwariye** were both named to the Pro Football Focus Midseason All-Big Ten first team.

KJ NAMED TO HORNUNG HONOR ROLL TWICE

- Versatility is at the heart of the Paul Hornung Award, and the dynamic **KJ Hamler** has earned recognition from the Louisville Sports Commission twice this season.
- Hamler was one of five finalists for the season award.
- Against Ohio State in Week 5, Hamler had a career-high 138 receiving yards on four receptions. He also had an electrifying 93-yard touchdown catch, his fourth receiving score in five games.
- Hamler was also named the Big Ten Freshman of the Week after the Ohio State game.
- Hamler's 93-yard touchdown grab is the second-longest play from scrimmage in Penn State history.
- Hamler also had 57 yards on punt (10 yards) and kick (47 yards) returns for a career-high 195 all-purpose yards.
- In Week 2, rushing and receiving touchdowns at Pitt earned him a place on the award's weekly honor roll.
- Hamler took his first career rush 34 yards for a touchdown on Penn State's first possession. He is the first Penn State wideout with a rushing touchdown since **DeAndre Thompkins** against Rutgers in 2015.
- Hamler had his second receiving touchdown of the season with a 14-yard catch in the second quarter.
- Hamler is the first Penn State wide receiver to have a rushing touchdown and receiving touchdown in the same game since Derrick Williams accomplished the feat against Indiana in 2008.
- Hamler also returned three kickoffs for 73 yards, totaling 145 all-purpose yards in the game.

HONORS & AWARDS

BIG PLAYERS OF THE WEEK

- Junior DT **Robert Windsor** earned his first Big Ten Defensive Player of the Week award after his performance against his home-state Wisconsin Badgers. Windsor was a key cog in the Penn State defense that held the Badgers to their fewest points (10) since 2016 and fewest passing yards (60) since 2014 in a 22-10 win Nov. 10 at Beaver Stadium. Windsor finished second on the team with a career-high-tying six tackles, including a personal-best 2.0 sacks. After allowing 79 yards on Wisconsin's opening possession, the Nittany Lion defense buckled down to allow just 190 yards the rest of the game. The 269 yards of total offense for Wisconsin is 178.2 yards below the Badgers' season average (447.2). The Penn State defensive line accounted for five sacks, led by Windsor's 2.0 quarterback hits. Entering the game, Wisconsin had only allowed 13 sacks all season.
- Sophomore DE **Yetur Gross-Matos** claimed the Big Ten Defensive Player of the Week award after his performance against Iowa. He is the first Nittany Lion to win defensive weekly honors since Jason Cabinda against Michigan last season. A week after having one of the best performances of his career, Gross-Matos continued to impress with nine tackles, 2.0 sacks and 4.0 tackles for loss. He tied his career high with the 2.0 sacks and set a personal standard with the four stops behind the line. Six of Gross-Matos' nine tackles were for no gain or a loss.
- Freshman WR **KJ Hamler** garnered Big Ten Freshman of the Week accolades for his efforts against then-No. 4 Ohio State. It was his first career Big Ten weekly honor. Hamler had a career-high 138 receiving yards on a personal-best four receptions. He also had an electrifying 93-yard touchdown catch, his fourth receiving score in five games. Hamler's 93-yard touchdown grab is the second-longest play from scrimmage in Penn State history. Hamler also had 57 yards on punt (10 yards) and kick (47 yards) returns for a career-high 195 all-purpose yards.
- Junior RB **Miles Sanders** claimed Big Ten Co-Offensive Player of the Week honors after a 200-yard performance at Illinois. It was the first career weekly honor for Sanders, who shared the award with Ohio State's Dwayne Haskins. Sanders was also selected as the Rose Bowl's Big Ten Player of the Week. Sanders had a career-high with 200 yards and three touchdowns on 22 carries in a 63-24 win at Illinois. The effort was the second career 100-yard outing of Sanders' career and first 200-yard game. Sanders is the 28th player in Penn State history with 200 rushing yards in a game.

McSORLEY DRAWS WEEKLY HONORS

- Senior QB **Trace McSorley** was selected as the Rose Bowl Big Ten Player of the Week following a standout performance against then-No. 4 Ohio State.
- McSorley was 16-for-32 for 286 yards and two touchdowns to go along with 25 carries for 175 yards. He finished the game with 461 yards of total offense to set the Penn State game record, surpassing the 456 yards by Christian Hackenberg against UCF in 2014. McSorley also had a career-high 175 rushing yards, which is the second-most by a quarterback in a game in Penn State history, behind Eugene "Shorty" Miller's 250 yards against Carnegie Tech in 1913.

STATE COLLEGE QUARTERBACK CLUB AWARDS

- Trace McSorley, Miles Sanders, Amani Oruwariye and Shareef Miller** were among the leading award winners at State College Quarterback Club's annual banquet honoring the Penn State football team. McSorley was selected the Nittany Lions' Most Valuable Player, while Oruwariye and Miller shared Most Valuable Defensive Player honors and Sanders was selected Penn State's Most Valuable Offensive Player.
- A crowd of nearly 700 filled the main ballroom at the Penn State Conference Center Hotel to honor 21 seniors and the 2018 squad.
- In addition to the player awards (see below), former Nittany Lion linebacker Terry Killens was presented the Alumni Athlete Award. He was a second-team All-Big Ten selection in 1995. During his sophomore season, he was a member of the 1994 squad that went 12-0 and finished second in the AP and Coaches polls. The 1994 team also won the program's first Big Ten Championship with a perfect 8-0 mark. He was the co-captain of the 1995 squad that defeated Auburn in the Outback Bowl. Killens was drafted in the third round of the 1996 NFL Draft by the then-Houston Oilers. He went on the play seven seasons in the NFL.
- Lions Pride Outstanding Senior Player Award (Greatest Career Contribution to Penn State Football) - QB **Trace McSorley**
- Most Valuable Player - QB **Trace McSorley**
- Most Valuable Offensive Player - RB **Miles Sanders**
- Most Valuable Defensive Player - CB **Amani Oruwariye**, DE **Shareef Miller**
- Captain's Award - P **Blake Gillikin**, QB **Trace McSorley**, S **Nick Scott**
- Ridge Riley Memorial Award (senior for "sportsmanship, scholarship, leadership and friendship") - LB **Koa Farmer**
- Dick Maginnis Memorial Award (outstanding offensive lineman) - OL **Connor McGovern**
- Bob Mitinger Memorial Award (senior who exhibits courage, character and social responsibility) - S **Nick Scott** and RB **Johnathan Thomas**.
- Reid-Robinson Award (outstanding defensive lineman) - DE **Yetur Gross-Matos**
- John Bruno Memorial Award (outstanding member of special teams) - LS **Kyle Vasey**
- Tim Shaw Thrive Award (student-athlete who has overcome adversity and been an inspiration to his fellow teammates) - DE **Torrence Brown**
- Iron Lion Award (strength and conditioning) - RB **Johnathan Thomas**
- Outstanding Run-On Award (honors a non-scholarship player) - OL **Zach Simpson**
- Quarterback Club Awards (Student-athletes who deserve special recognition) - RB **Mark Allen**, DE **Ryan Buchholz**, LB **Jake Cooper**, WR **DeAndre Thompkins**, LB **Jason Vranic**, OL **Chas Wright**.
- Football Letterman's Club Joe and Sue Paterno Post-Graduate Scholarship (\$5,000 Scholarship to a senior to provide recognition and financial assistance for graduate school) - LB **Frank Di Leo**
- The Nittany Lion Club Academic Achievement Award (senior with highest GPA) - CB **Christopher Welde**
- Highest Academic Average (Cumulative GPA) - P **Blake Gillikin**
- Public Service Award - OL **Charlie Shuman**
- Scout Team Special Teams Player of the Year - **Drew Hartlaub**
- Scout Team Defensive Player of the Year - S **Justin Neff**, DT **Judge Culpepper**, LB **Max Chizmar**
- Scout Team Offensive Player of the Year - QB **Will Levis**, OL **Charlie Shuman**, OL **Juice Scruggs**

SEASON HONORS

CONTINUED FROM PAGE 14

MICAH PARSONS, LINEBACKER

Postseason

The Athletic Freshman All-America Team
ESPN Freshman All-America Team
247Sports True Freshman All-America Team

Midseason

247Sports True Freshman All-America Team
ESPN Freshman Midseason All-America Team

CAMERON PICA, WIDE RECEIVER

Academic All-Big Ten

AMANI ORUWARIYE, CORNERBACK

Postseason

Paycom Jim Thorpe Award Semifinalist (Top DB)

Conference

All-Big Ten first team (Coaches & Media)
Associated Press All-Big Ten first team
ESPN All-Big Ten team

Midseason

Pro Football Focus Midseason All-Big Ten First Team

Weekly

Pro Football Focus Big Ten Team of the Week (Week 2)

JOHN REID, CORNERBACK

Postseason

Mayo Clinic Comeback Player of the Year Award nominee

Conference

All-Big Ten honorable mention (Coaches & Media)

MILES SANDERS, RUNNING BACK

Postseason

Maxwell Award Watch List (National Player of the Year)

Conference

All-Big Ten second team (Coaches & Media)
Associated Press All-Big Ten second team

Weekly

Pro Football Focus National Team of the Week (Week 4)

Pro Football Focus Big Ten Team of the Week (Week 2, 4)

Big Ten Co-Offensive Player of the Week (Week 4)

Rose Bowl Game Big Ten Player of the Week (Week 4)

CHARLIE SHUMAN, OFFENSIVE LINE

Academic All-Big Ten

MICHAEL SHUSTER, QUARTERBACK

Academic All-Big Ten

JONATHAN SUTHERLAND, SAFETY

Pro Football Focus Big Ten Team of the Week (Week 4)

GARRETT TAYLOR, SAFETY

All-Big Ten honorable mention (Coaches & Media)

Academic All-Big Ten

JOHNATHAN THOMAS, RUNNING BACK

Academic All-Big Ten

DeANDRE THOMPkins, WIDE RECEIVER

Pro Football Focus Big Ten Team of the Week (Week 3)

C.J. THORPE, DEFENSIVE LINE

Academic All-Big Ten

JUSTIN TOBIN, KICKER

Academic All-Big Ten

SHAKA TONEY, DEFENSIVE END

ESPN College Football Final Helmet Sticker (Week 8)

Pro Football Focus Big Ten Team of the Week (Week 8)

JASON VRANIC, LINEBACKER

Academic All-Big Ten

CHRISTOPHER WELDE, CORNERBACK

Academic All-Big Ten

JAN JOHNSON, LINEBACKER

Academic All-Big Ten

JUSTIN WELLER, WIDE RECEIVER

Academic All-Big Ten

ROBERT WINDSOR, DEFENSIVE TACKLE

Conference

All-Big Ten honorable mention (Coaches & Media)

Associated Press All-Big Ten second team

Weekly

Big Ten Defensive Player of the Week (Week 11)

Pro Football Focus Big Ten Team of the Week (Week 11, 12)

Outback Bowl Player of the Week (Week 11)

COACHING STAFF POTW

The Penn State coaching staff chose players of the week in all three phases. Here are there selections:

SEPT. 1 - APP STATE

- Defensive: Shareef Miller (Game); Frank DiLeo and Justin Neff (Scout)
- Offensive: Miles Sanders (Game); Charlie Shuman and Will Levis (Scout)
- Special Teams: Jake Pinegar (Game); Dan Chisena (Scout)

SEPT. 8 - PITT

- Defensive: Amani Oruwariye (Game); Max Chizmar and Justin Neff (Scout)
- Offensive: KJ Hamler (Game); Charlie Shuman and Justin Weller (Scout)
- Special Teams: Blake Gillikin (Game); Drew Hartlaub (Scout)

SEPT. 15 - KENT STATE

- Defensive: Shareef Miller (Game); Drew Hartlaub and Judge Culpepper (Scout)
- Offensive: Trace McSorley (Game); Will Levis and Alex Gellerstedt (Scout)
- Special Teams: KJ Hamler and Isaac Lutz (Game); Drew Hartlaub (Scout)

SEPT. 21 - ILLINOIS

- Defensive: Garrett Taylor (Game); Justin Neff and Aeneas Hawkins (Scout)
- Offensive: Miles Sanders (Game); Dan Chisena and Alex Gellerstedt (Scout)
- Special Teams: John Petrishen (Game); Dan Chisena (Scout)

SEPT. 29 - OHIO STATE

- Defensive: Jason Vranic and Drew Hartlaub (Scout)
- Offensive: Charlie Shuman and Nick Eury (Scout)
- Special Teams: Carson Landis (Scout)

OCT. 13 - MICHIGAN STATE

- Defensive: Jason Vranic and Justin Neff (Scout)
- Offensive: Charlie Shuman and Juice Scruggs (Scout)
- Special Teams: Daniel George (Scout)

OCT. 20 - INDIANA

- Defensive: Shaka Toney (Game); Chris Welde and Justin Neff (Scout)
- Offensive: Miles Sanders (Game); Charlie Shuman and Will Levis (Scout)
- Special Teams: Johnathan Thomas (Game); Max Chizmar (Scout)

OCT. 27 - IOWA

- Defensive: Yetur Gross-Matos (Game); Evan Presta, and Max Chizmar (Scout)
- Offensive: Trace McSorley (Game); Zach Kuntz and Juice Scruggs (Scout)
- Special Teams: Jake Pinegar (Game); Daniel George and Jason Vranic (Scout)

NOV. 3 - MICHIGAN

- Defensive: Max Chizmar and Justin Neff (Scout)
- Offensive: Will Levis and Juice Scruggs (Scout)
- Special Teams: Justin Neff (Scout)

NOV. 10 - WISCONSIN

- Defensive: Robert Windsor (Game); Brelin Faison-Walden and Nick Tarburton (Scout)
- Offensive: Miles Sanders (Game); Hunter Kelly and CJ Holmes (Scout)
- Special Teams: Nick Eury (Scout)

NOV. 17 - RUTGERS

- Defensive: Defensive Line (Game); Max Chizmar and Drew Hartlaub (Scout)
- Offensive: Pat Freiermuth (Game); Will Levis and Juice Scruggs (Scout)
- Special Teams: Blake Gillikin (Game); Dan Chisena and Jason Vranic (Scout)

NOV. 24 - MARYLAND

- Defensive: Kevin Givens and Yetur Gross-Matos (Game); Justin Neff and Judge Culpepper (Scout)
- Offensive: Trace McSorley (Game); Charlie Shuman and Dan Chisena (Scout)
- Special Teams: Jake Pinegar (Game); Frank Di Leo (Scout)

HONORS & AWARDS

COLLEGE HALL OF FAME NOMINEES

- First-team All-Americans Bobby Engram, Jeff Hartings and Steve Wisniewski have been selected as a part of the national ballot for the National Football Foundation's College Hall of Fame's Class of 2019.
- A total of 76 players and six coaches from FBS are on the 2019 ballot.
- The trio of standouts who were instrumental in helping Penn State post undefeated and championship seasons have an opportunity to join 19 former Nittany Lion players and five Penn State coaches who have been inducted into the Hall. Engram and Hartings are appearing on the ballot for the first time.
- Also on the ballot is former Nittany Lion student-athlete Glenn Killinger, who is among the candidates for the divisional coach Class of 2019. Killinger was inducted into the Hall of Fame as a player in 1966.
- Quarterback Kerry Collins will be inducted into the Hall of Fame in December, joining the likes of Shane Conlan, Curt Warner and Lydell Mitchell.
- The announcement of the 2019 Class will be made Monday, Jan. 7, 2019, in Santa Clara, California. The city is serving as the host for the CFP National Championship, which will be played later that day at Levi's Stadium.
- Engram helped Penn State to a 42-7 record during his career (1991, 1993-95), including a 19-5 record in Big Ten play. The recipient of the inaugural Biletnikoff Award in 1994 as the nation's top receiver, he helped Penn State to four bowl wins during his time in Happy Valley, including the 1995 Rose Bowl and 1992 Fiesta Bowl. In addition, Engram was selected as the MVP of the 1996 Outback Bowl and the 1993 Citrus Bowl (offensive MVP).
- Hartings excelled on the field and in the classroom for the Nittany Lions, claiming first-team CoSIDA Academic All-America honors and six first-team All-America accolades during his career. In 1995, he was an NFF Hall of Fame Scholar-Athlete team honoree and Rotary Lombardi Trophy semifinalist. The native of St. Henry, Ohio was the keystone of the offensive line that helped the 1994 offense break 14 school season records and seven Big Ten season marks.
- Wisniewski was a three-year starter at guard for the Nittany Lions who would go on to become an All-Pro lineman in the NFL. He was one of two sophomores to start on the 1986 National Championship team and he opened holes for two first-team All-America running backs, Blair Thomas (1987) and D.J. Dozier (1986). One of just four Penn State offensive linemen to earn a pair of first-team All-America honors, he was recognized in 1988 by the American Football Coaches (AFCA) and repeated All-America accolades from Sporting News. A 1988 team captain, Wisniewski is one of just two offensive linemen to earn Penn State's team MVP honor since its creation in 1978.

WALLY TRIPLETT



- Former Nittany Lion standout and trailblazer Wally Triplett passed away Nov. 8, 2018 at the age of 92 in Detroit. Triplett was one of the inspirations for Penn State's "We Are" moniker and was the first African-American to be drafted and play in the NFL.
- Triplett, a halfback and kick returner for the Nittany Lions, was the first African-American to start for Penn State Nov. 17, 1945. Later, Triplett and end Dennie Hoggard became the first African-Americans to play in the Cotton Bowl game on Jan. 1, 1948.
- When asked to consider leaving Triplett and Hoggard at home due to a then-segregated Dallas, their teammates, led by team captain Steve Suhey, quickly responded in solidarity: "We are Penn State, there will be no meetings," referring to the 1946 Nittany Lion team having voted unanimously to cancel a game at then-segregated University of Miami.
- In the 1947 season, Triplett averaged 4.0 yards per carry (137 yards on 34 carries) and 28.2 yards per reception (141 yards on 5 receptions) with two touchdowns in nine regular-season games. Playing for Coach Bob Higgins, he tallied five total touchdowns in 1947.
- As a senior in 1948, Triplett had 424 rushing yards, 90 receiving yards and six total touchdowns. He also averaged 26.8 yards per punt return (134 yards on 5 returns) and had three interception returns for 62 yards. Triplett ranks second in Penn State history with a 16.5 punt return average (280 yards on 17 returns).
- Triplett ranks second in career punt return average with a 16.5 per game mark on 17 returns. He also has the fourth-longest punt return in program history with an 85-yard touchdown return against West Virginia in 1948.
- A native of La Mott, Pennsylvania, Triplett grabbed the game-tying touchdown on a 6-yard reception in the third quarter as the Nittany Lions tied Doak Walker-led and third-ranked SMU, 13-13, in the 1948 Cotton Bowl. Triplett also played an outstanding defensive game. The 1947 Nittany Lions finished 9-0-1 and ranked No. 4 in the final AP poll, pitching six shutouts and allowing an average of just 2.8 points per game. Triplett was inducted into the Cotton Bowl Hall of Fame in 2018.
- After his Penn State career, Triplett became the first African-American player to be drafted by and play in the NFL when he was selected by the Detroit Lions in the 19th round of the 1949 NFL Draft. He played four seasons in the NFL with the Detroit Lions and Chicago Cardinals, taking a two-year break to serve in the Korean War.
- As a professional, Triplett set the league's single-game record with 294 yards on four kickoff returns, including a 97-yard touchdown against the Los Angeles Rams October 29, 1950. The effort was NFL record for 44 seasons until it was broken in 1994 and still ranks as the third-best single-game performance in NFL history. His 73.5-yard kickoff return average still stands as the NFL single-game record.
- Two weeks after his record-setting performance, Triplett was drafted into the Army and fought for the 594th Field Artillery Battalion for two years in the Korean War.

TRACE McSORLEY



PENN STATE RECORD COUNTDOWN

CAREER RUSHING YARDS (QB)

15 YDS TO GO

McSorley is pursuing Michael Robinson for the Penn State record (1,637; 2002-05). McSorley is just the second Penn State quarterback to rush for 1,000 yards, currently totaling 1,622.

SEASON RUSHING YARDS (QB)

83 YDS TO GO

McSorley is pursuing Michael Robinson for the Penn State single-season record (806; 2005). McSorley has rushed for a career-high 723 yards this season.

CAREER PASSING ATTEMPTS

53 ATT TO GO

McSorley is currently pursuing Christian Hackenberg for the Penn State record (1,235; 2013-15). McSorley is just the third Penn State QB to surpass 1,000 passing attempts, currently totaling 1,182.

CAREER INTERCEPTION PCT.

0.1 OFF

Only 2.03 percent of McSorley's career passes have been intercepted, which just trails the record held by Wally Richardson (2.02; 1992, 94-96).

CAREER PASSING EFFICIENCY

0.6 OFF

McSorley owns a 145.0 pass efficiency rating, currently chasing Mike McQueary's program-best rating of 145.6 (1994-97).

CAREER COMPLETION PCT.

0.7 OFF

McSorley has completed 59.5 percent of his passes, just trailing Darryl Clark's 60.2 percent completion rate (2006-09).

CAREER YARDS PER PASS ATTEMPT

0.7 OFF

McSorley is averaging 8.2 yards per pass attempt for his career, which trails the record held by Mike McQueary (8.9; 1994-97).

CAREER PASSING COMPLETIONS

ACCOMPLISHED

McSorley surpassed the previous record set by Christian Hackenberg (693; 2013-15). McSorley is just the fourth Penn State QB to surpass 500 career completions, currently totaling 703.

WINS AS A STARTING QB

ACCOMPLISHED

McSorley surpassed the previous record of 29 wins, previously held by Todd Blackledge (1980-82) and Tony Sacca (1988-91). McSorley currently has 31 wins as a starting QB.

CAREER PASSING YARDS

ACCOMPLISHED

McSorley broke the previous record of 8,457 yards passing set by Christian Hackenberg (2013-15) with 192 yards against Michigan State. He now has 9,653 career yards.

CAREER PASSING TOUCHDOWNS

ACCOMPLISHED

McSorley shattered the previous record of 48 passing touchdowns set by Christian Hackenberg (2013-15), currently totaling 75.

CAREER RUSHING TOUCHDOWNS (QB)

ACCOMPLISHED

McSorley broke the previous record of 22 set by Darryl Clark (2007-09) with three touchdowns against Kent State in Week 3 this season. McSorley currently has 29 career rushing touchdowns.

CAREER TOTAL OFFENSE

ACCOMPLISHED

McSorley broke the previous record of 8,215 set by Christian Hackenberg (2013-15). McSorley has totaled 11,275 career total offense yards.

CAREER 300-YARD PASSING GAMES

ACCOMPLISHED

McSorley broke the previous record of nine set by Christian Hackenberg (2013-15) with 342 yards in last season's Fiesta Bowl. McSorley has totaled 10 career 300-yard passing games.

CAREER 200-YARD PASSING GAMES

ACCOMPLISHED

McSorley broke the previous record of 21 set by Christian Hackenberg (2013-15) with a 342-yard performance in last season's Fiesta Bowl. McSorley has totaled 27 career 200-yard passing games, including four this season.

CAREER TDs RESPONSIBLE FOR

ACCOMPLISHED

McSorley is responsible for 104 touchdowns in his career, smashing the previous record of 65 held by Darryl Clark (2006-09).

TRACE McSORLEY

McSORLEY MAGIC

3000 x 2

McSorley is the first player in Penn State history with two 3,000-yard passing seasons. He recorded 3,570 yards in 2017 (second in Penn State history) and 3,614 yards in 2016 (Penn State record).

723

McSorley has totaled 723 rushing yards in 2018, which bests his previous single-season totals and is the second-highest total by Penn State quarterback all-time. McSorley owns three of the top five single-season rushing totals by a quarterback in program history.

461

McSorley registered a Penn State record 461 yards of total offense (286 passing, 175 rushing) against Ohio State this season. McSorley owns six of the 10 best total offense marks in the Nittany Lion annals.

300 & 200

McSorley's five games with 300 or more passing yards set a season record in 2016 that he tied in 2017. McSorley's 11 games with 200 or more passing yards in 2017 tied the Penn State record he tied in 2016 and Matt McGloin set in 2012.

284

With 284 completions in 2017, McSorley broke the Penn State season completions record of 270 held by McGloin (2012) and Christian Hackenberg (2014).

175

McSorley rushed for 175 yards this season against Ohio State for the second-highest total by a quarterback in Penn State history and the most since 1913.

36 & 39

McSorley broke his own season touchdowns responsible for record of 36 set in 2016 with 39 in 2017.

28 & 29

McSorley owns the top-two single-season passing touchdown totals in Penn State history, as his 28 passing touchdowns in 2017 trails only his 29 passing TDs in 2016.

15

McSorley completed 15-straight pass attempts from the first quarter through the third quarter at Northwestern in 2017, breaking the Penn State record for consecutive completions. The previous record was set by Kerry Collins when he had 14-straight completions at Minnesota during the 1994 season.

9

School career records owned by McSorley: career passing yards (9,653), 300-yard passing games (10), 200-yard passing games (27), rushing touchdowns by a quarterback (29), passing touchdowns (75), total offense (11,275) and touchdowns responsible for (104).



RANK HIM

McSORLEY AMONG ACTIVE LEADERS

- Among stat categories tracked by the NCAA, McSorley is the active career leader in five Big Ten statistical categories and ranks in the FBS top-10 in seven others.
- McSorley leads seven other active quarterbacks with at least 5,000 yards passing and 1,000 yards rushing.

Name	School	Pass	Rush	TOT
Trace McSorley	Penn State	9,653	1,622	11,275
Eric Dungey	Syracuse	9,037	1,971	11,008
McKenzie Milton	UCF	8,683	1,078	9,761
Nick Fitzgerald	Mississippi St.	6,055	3,504	9,559
Daniel Jones	Duke	7,778	1,329	9,107
Riley Neal	Ball State	7,393	1,363	8,756
Caleb Evans	ULM	6,571	1,374	7,945
Jalen Hurts	Alabama	5,616	1,976	7,592

LEADING A PRODUCTIVE OFFENSE

- Trace McSorley ranks third among quarterbacks who have led their team to an average of at least 30 points with 10 or more career starts.

Name	School	Starts	Points	PPG
McKenzie Milton	UCF	33	1,339	40.6
Justin Herbert	Oregon	27	1,064	39.4
Trace McSorley	Penn State	39	1,475	37.8
Will Grier	West Virginia	23	869	37.7
Brett Rypien	Boise State	47	1,742	37.1
Justice Hansen	Arkansas State	34	1,146	33.7
Jarrett Stidham	Auburn	29	954	32.9
Mason Fine	North Texas	35	1,151	32.9
Drew Lock	Missouri	45	1,388	30.8

CONSECUTIVE 3,000-YARD PASSING SEASONS

- **Trace McSorley** threw for more than 3,000 yards in each of the previous two seasons, becoming the seventh quarterback in Big Ten history to do so.
- Drew Brees is the only quarterback in Big Ten history to eclipse 3,000 yards in three-straight seasons.

3,000 Passing Yards in Consecutive Seasons in Big Ten History

Name	School	Years (Yards)
Tony Eason	Illinois	1981 (3,360), 1982 (3,671)
Jim Everett	Purdue	1984 (3,256), 1985 (3,651)
Chuck Hartlieb	Iowa	1987 (3,092), 1988 (3,738)
Drew Brees	Purdue	1998 (3,983), 1999 (3,909), 2000 (3,668)
Curtis Painter	Purdue	2006 (3,985), 2007 (3,846)
Connor Cook	Michigan State	2014 (3,214), 2015 (3,131)
Trace McSorley	Penn State	2016 (3,614), 2017 (3,570)

FBS/BIG ACTIVE CAREER RANKINGS

4TH/1ST

104 TOTAL TDS RESPONSIBLE FOR

5TH/1ST

8.17 PASSING YARDS PER ATTEMPT

T-5TH/1ST

29 RUSHING TOUCHDOWNS (QB)

6TH/1ST

11,275 YARDS OF TOTAL OFFENSE

7TH/1ST

75 PASSING TOUCHDOWNS

8TH/2ND

9,653 PASSING YARDS

9TH/3RD

1,636 TOTAL PLAYS

15TH/3RD

703 PASSING COMPLETIONS

15TH/3RD

1,182 PASSING ATTEMPTS

22ND/3RD

6.89 YARDS OF TOTAL OFFENSE PER PLAY

T-24TH/2ND

29 RUSHING TOUCHDOWNS (OVERALL)

28TH/3RD

144.95 PASSING EFFICIENCY

29TH/5TH

59.5 COMPLETION PERCENTAGE

QUARTERBACK CLUB

TOTAL EFFORT FOR McSORLEY

- QB **Trace McSorley** has 11,275 yards of total offense for his career, which is a Penn State record and ranks seventh place in the Big Ten annals. Next up on the list is Antwaan Randle El (Indiana, 1998-01) with 11,364 yards.
- McSorley owns the Penn State career passing yards record with 9,653 yards and ranks ninth in Big Ten history. Next up on the list is Chuck Long from Iowa (1981-85) with 9,671 yards.
- McSorley has 1,622 rushing yards in his career, ranking 26th all-time at Penn State. Among quarterbacks, he ranks second, trailing Michael Robinson (1,637; 2002-05) by 15 yards.
- McSorley has thrown for 2,284 yards and rushed for 723 yards this season, joining Michael Robinson (2005; 2,350 passing, 806 rushing) as the only PSU quarterbacks with 2,000 passing and 700 rushing yards in the same season.
- McSorley is one of five players in FBS this season to have 2,000 passing yards and 700 rushing yards, joining Oklahoma's Kyler Murray, Virginia's Bryce Perkins, Ohio University's Nathan Rourke and Syracuse's Eric Dungy.
- McSorley finished the Ohio State game with 461 yards of total offense (286 passing, 175 rushing), setting the Penn State record for total offense in a game. The previous school mark was 456 yards by Christian Hackenberg (454 passing, 2 rushing) vs. UCF in Dublin in 2014.

See Records Watch on Pages 30-33

QB'S ON THE RUN

- QB **Trace McSorley's** average of 4.8 yards per carry this season ranks 13th in the Big Ten.
- McSorley's 11 rushing touchdowns this season rank third in the Big Ten, lead the Nittany Lions.
- McSorley has a career-best 723 yards rushing on the season, which is 232 yards more than what he totaled in all of 2017 (491). It's the second-most rushing yards by a Penn State quarterback in a single season, trailing only Michael Robinson's record of 806 set in 2005.
- McSorley's 51-yard touchdown rush against Iowa tied his career-long rush. He also had a 51-yard rush earlier this season against Ohio State.
- With 107 yards rushing at Indiana, McSorley joined Robinson as the second Penn State quarterback to rush for more than 100 yards in a game twice in a career and in the same season.
- McSorley had a career-high 175 rushing yards against Ohio State, surpassing his previous high of 92 yards the previous week at Illinois. It's the most by a Penn State quarterback since Eugene "Shorty" Miller had 250 against Carnegie Tech in 1913.
- QB **Tommy Stevens** has eight career rushing touchdowns. He is tied for eighth all-time at Penn State in rushing touchdowns by a quarterback, matching Doug Strang (1981-84).
- Against Maryland, Stevens passed the 500-yard rushing mark. He is the eighth Penn State QB with over 500 rushing yards in his career.

See Records Watch on Pages 30-33

McSORLEY'S SEASON MARKS

- With 2,284 passing yards this season, QB **Trace McSorley** ranks 15th on Penn State's single-season list. McSorley's 2016 (3,614 yds) and 2017 (3,570 yds) seasons rank first and second, respectively, in the school annals.
- McSorley has 3,007 yards of total offense this season, which places him sixth on the program's single-season chart. McSorley's 2017 (4,061 yds) and 2016 (3,979 yds) seasons ranks first and second, respectively, in the school annals.
- McSorley has rushed for 11 touchdowns this season, tying his 2017 quarterback record and the standard initially set by Michael Robinson in 2005.
- McSorley's 93-yard touchdown pass to **KJ Hamler** in the second quarter against Ohio State was a career long and the second-longest play from scrimmage in Penn State history.

See Records Watch on Pages 30-33

TOUCHDOWN TRACE

- QB **Trace McSorley** is responsible for 27 of Penn State's 51 offensive touchdowns this season, running for 11 and throwing for 16.
- McSorley is fourth in the Big Ten and 39th in FBS with 13.5 points responsible for per game.
- Responsible for 104 touchdowns in his career, McSorley is fourth among active FBS players. Washington's Jake Browning leads with 110.
- McSorley is the third player in Big Ten history with 100 touchdowns responsible for, joining Purdue's Drew Brees (106) and Ohio State's J.T. Barrett (147).
- With 75 career passing touchdowns, McSorley ranks fourth in the Big Ten record books and is the Penn State record holder.
- McSorley has thrown a touchdown pass in 38 of his last 40 games. At Indiana, McSorley's streak for consecutive games with a touchdown pass was halted at 34. It dated back to the 2016 TaxSlayer Bowl and was the longest active streak in the FBS and the fifth-longest streak in Autonomy Five history all-time.
- At Michigan, McSorley was not responsible for any touchdowns, halting a 36-game streak that dated back to the 2016 TaxSlayer Bowl at the end of the 2015 season.
- McSorley recorded his 21st career game with a passing and a rushing touchdown (seven in 2016, nine in 2017, five in 2018) versus Maryland.
- With 29 career rushing touchdowns, McSorley leads all Penn State quarterbacks and is tied for sixth place overall in the school record books with John Cappelletti, Richie Anderson and Evan Royster.
- McSorley's 11 rushing touchdowns this season rank third in the Big Ten and tie his 2017 school quarterback record and the standard initially set by Michael Robinson in 2005.
- Unless RB **Miles Sanders** (9 rushing TDs) can tie or surpass McSorley's season total in the Citrus Bowl, McSorley is poised to become the first quarterback to lead Penn State in single-season rushing touchdowns since Daryll Clark led the 2009 team with seven.
- McSorley rushed for a pair of touchdowns against Maryland for his fifth career game with multiple rushing touchdowns.
- With two passing TDs at Rutgers, McSorley earned his 24th career multi-touchdown game.
- McSorley owns nine career games with three or more scoring passes.

See National Nits on Page 19

- Against Kent State, McSorley became the first Big Ten quarterback to have at least two passing touchdowns and three rushing touchdowns in the same game since Braxton Miller of Ohio State did it vs. Michigan in 2013. (Per @BTNStatsGuys)
- With three rushing touchdowns against Kent State, McSorley tied a career high (Michigan, 2017).
- McSorley is the first Penn State quarterback to have at least three rushing touchdowns in a game at least twice in his career since at least 1967.

See Records Watch on Pages 30-33

CLIFFORD STAYS PERFECT

- In appearances in three career games, redshirt freshman QB **Sean Clifford** is 5-for-5 passing with 195 yards and two touchdowns.
- Clifford has had a highlight in each game. He threw a touchdown pass on his first collegiate play against Pitt, a 95-yard touchdown pass - the longest play from scrimmage in Penn State history - against Kent State and a 44-yard completion to WR **Mac Hippenhammer** at Illinois on his lone pass attempt.

NATIONAL NITS

Below is a list of Penn State players that rank among the top-100 individuals and top-50 teams in the most recent season statistical rankings. *Rankings listed NCAA/Big Ten Statistics current as of Dec. 10, 2018*

- LB Cam Brown
 - Forced Fumbles - 0.25 (30/3)
- P Blake Gillikin
 - Punting - 43.3 (26/2)
- TE Pat Freiermuth
 - Receiving Touchdowns - 7 (63/6)
- DE Yetur Gross-Matos
 - Sacks - 0.67 (37/6)
 - Tackles For a Loss - 1.7 (9/2)
- WR/KR KJ Hamler
 - All Purpose Yards Per Game - 111.25 (49/5)
 - Combined Kick Returns - 589 (28/3)
 - Kickoff Returns - 26.0 (18/3)
 - Yards Per Reception - 17.39 (35/3)
 - Receiving Yards -713 (97/9)
- QB Trace McSorley
 - Completions Per Game - 14.58 (76/9)
 - Passing Efficiency - 124.3 (85/8)
 - Passing Touchdowns - 16 (58/7)
 - Passing Yards - 2,288 (65/8)
 - Passing Yards Per Game - 190.3 (7/8)
 - Passing Yards Per Completion - 13.05 (32/2)
 - Points Responsible For - 162 (34/3)
 - Points Responsible For Per Game - 13.5 (39/4)
 - Rushing Touchdowns - 11 (45/3)
 - Total Offense - 250.6 (45/5)
 - Total Touchdowns - 11 (64/4)
 - Yards Per Pass Attempt - 6.96 (74/7)
- DE Shareef Miller
 - Sacks - 0.58 (56/11)
- CB Amani Oruwariye
 - Interceptions Per Game - 0.3 (50/8)
 - Passes Defended - 1.3 (18/3)
 - Total Interceptions - 3 (38/6)
- K Jake Pinegar
 - Field Goal Percentage - .714 (73/10)
 - Field Goals Per Game - 1.25 (31/4)
 - Scoring - 7.9 (35/2)
 - Total Points Scored - 95 (34/2)
- RB Miles Sanders
 - All Purpose Yards Per Game - 112.92 (45/3)
 - Rush Yards Per Carry - 5.91 (38/5)
 - Rushing Touchdowns - 9 (66/6)
 - Rushing Yards - 1,223 (15/2)
 - Rushing Yards Per Game - 101.9 (22/4)
- S Nick Scott
 - Interceptions Per Game - 0.3 (50/8)
 - Total Interceptions - 3 (38/6)
- S Garrett Taylor
 - Interceptions Per Game - 0.3 (50/8)
 - Total Interceptions - 3 (38/6)
- WR/PR DeAndre Thompkins
 - Punt Return Touchdowns - 1 (t-5/t-1)
 - Punt Returns - 9.8 (24/3)
- DE Robert Windsor
 - Sacks - 0.63 (47/9)
- TEAM
 - Third Down Conversion Pct Defense - .345 (30/4)
 - Fourth Down Conversion Pct Defense - .423 (24/3)
 - Fewest Penalties - 58 (20/3)
 - Fewest Penalties Per Game - 4.83 (21/3)
 - Fewest Penalty Yards - 527 (21/3)
 - Fewest Penalty Yards Per Game - 43.92 (21/3)
 - Kickoff Returns - 24.56 (13/2)
 - Passes Had Intercepted - 7 (29/2)
 - Passes Intercepted - 13 (28/5)
 - Passing Yards Allowed - 186.5 (22/2)
 - Passing Yards Per Completion - 13.77 (21/2)
 - Punt Return Defense - 6.14 (40/8)
 - Red Zone Defense - .719 (5/1)
 - Red Zone Offense - .923 (6/2)
 - Rushing Offense - 208.6 (29/6)
 - Scoring Defense - 20.0 (20/4)
 - Scoring Offense - 34.6 (30/3)
 - Tackles For a Loss Allowed - 5.00 (26/6)
 - Team Passing Efficiency Defense - 105.28 (8/2)
 - Team Sacks - 3.58 (2/1)
 - Tackles for Loss - 8.3 (4/1)
 - Total Defense - 354.9 (37/4)
 - Total Offense - 424.3 (48/6)
 - Turnovers Gained - 20 (41/6)

COACHING STAFF NOTES

NEW LOOK STAFF IN 2018

- The Nittany Lion coaching staff had a new look for 2018 with the addition of a 10th assistant coach, as well as a few off-season changes.
- Penn State assistant coach **Ricky Rahne** was promoted to offensive coordinator. He returned to coaching the quarterbacks after spending the last two seasons as the tight ends coach.
- The Nittany Lions added former Penn State graduate assistant **Tyler Bowen** as offensive recruiting coordinator and tight ends coach, **David Corley** as wide receivers coach, **Phil Galiano** as special teams coordinator and assistant defensive line coach and **Ja'Juan Seider** as running backs coach.
- In addition, **Sean Spencer** added associate head coach to his title, while offensive line coach **Matt Limegrover** handles the run game coordinator responsibilities.
- Following his stint as a GA at Penn State, Bowen spent two seasons at Fordham as the offensive line coach (2015-16) and offensive coordinator (2016) and one season at Maryland as the offensive line coach (2017).
- Corley has 10 years of collegiate coaching experience and was most recently the wide receivers coach at Army after spending three seasons at Connecticut.
- Galiano is a veteran in the coaching ranks with 17 years of experience, including two seasons as an assistant special teams coach and one season as a special teams intern in the NFL.
- Galiano served as a defensive consultant for the Nittany Lions in 2017.
- Seider came to Happy Valley with 10 seasons of collegiate coaching experience, most recently serving as the running backs coach at the University of Florida.

PENNSYLVANIA TIES

- The Penn State coaching staff is deeply rooted in Pennsylvania, with five members originally hailing from the Keystone state.

Central PA

- Defensive Coordinator **Brent Pry** - Altoona

Eastern PA

- Head Coach **James Franklin** - Langhorne
- Special Teams Coordinator **Phil Galiano** - Norristown

Western PA

- Offensive Line **Matt Limegrover** - Pittsburgh
- Cornerbacks **Terry M. Smith** - Aliquippa

CONFERENCE WINS

- Head coach **James Franklin** has at least one win against each current member of the Big Ten.
- Franklin earned his first wins over Michigan, Northwestern and Nebraska last season. It was the first time he had faced Nebraska.

ON THE COVER

SANDERS ON SI COVER

- Running back **Miles Sanders** and several of the Nittany Lion faithful were featured on the Sept. 10, 2018 cover of Sports Illustrated.
- Penn Staters have been featured on the SI cover 18 times all-time and twice in the past five months (Saquon Barkley; April 23, 2018).



OFFENSE NOTES

MOVING THE BALL

- Penn State ranks 10th in FBS with 12 scoring drives of less than one minute.
- Penn State has only yielded tackles for loss on 8.7 percent of plays, improving on last year's 11.2 percent.
- Of Penn State's rushes, 244 (48.3 percent) have gone for 4 or more yards, improving on 211 such rushes last season (44 percent).
- Penn State had 565 total yards in its regular season finale against Maryland, marking the third time this season the Nittany Lions surpassed the 500-yard mark of total offense.
- The Nittany Lions had 1,234 yards of total offense over the Kent State (643) and Illinois (591) games, which is the highest two-game total since posting 1,266 against Temple (605) and Rutgers (661) in 1995.
- Penn State's 591 yards of total offense at Illinois rank fifth in program history in Big Ten games and are the fourth-best outing of **James Franklin's** tenure.
- Penn State had 31 first downs against the Illini, the second-highest total under Franklin and the fourth-best total in the program's Big Ten history.
- Penn State's 643 total yards of offense against Kent State were the most by the Nittany Lions since having 661 yards of total offense at Rutgers in 1995.

GREEN LIGHT IN THE RED ZONE

- Penn State has scored on 74 of its last 79 red zone trips, including 60 touchdowns.
- This season, the Nittany Lions are 48-for-52 (41 TD, 8 FG, 1 missed FG, 2 turnovers, 1 kneel down) in the red zone.
- Penn State had scored on 26-straight trips to the red zone (including 24 touchdown drives) before missing a field goal in the third quarter against Michigan State.
- This season, Penn State ranks sixth in FBS and ranks second in the Big Ten with a 92.3 percent success rate in the red zone, its best since converting at a 93.3 percent clip in 2015 (42-for-45).
- Penn State's 90.99 percent scoring rate score over the last two seasons is fourth in FBS.
- Penn State ranks third in FBS in red zone touchdown rate over the last two years, reaching the end zone on 76.58 percent of red zone trips.

PILING UP THE POINTS

- Penn State is averaging 34.6 points per game to rank third in the Big Ten and 30th in FBS in scoring.
- Penn State has scored 30 or more points 25 times in the last 32 games.
- Penn State has scored 20 or more points in 33 of its last 35 games. The Nittany Lions had their streak of 20-point games snapped at 28 against Michigan State when they were held to 17 points. The streak is the second-longest in Big Ten history.
- Penn State owns the third lowest plays per point ratio in the Big Ten at 1.99, which ranks 21st in FBS. (Per Coaches by the Numbers).
- Penn State scored 63 points in consecutive games (Kent State; Illinois) for the third time in program history (1917 & 1894).
- At Illinois, the Nittany Lions scored 60 or more points for the third time in six games.
- The Nittany Lions are the fourth Big Ten team to score 60 or more points in consecutive games in the last 100 years, joining 2016 Ohio State, 1996 Ohio State and 1971 Michigan. (Per @BTNSStatsGuys)
- At Illinois, the Nittany Lions scored at least 50 points for the seventh time since 2016 and 40 points for the 15th time since 2016. By comparison, from 2008 through 2015, the Nittany Lions had 18 40-point outings.
- Penn State's 222 points in the first four games were the most in a four-game stretch in program history.
- The 35 points scored in the fourth quarter at Illinois are the most in a quarter since Penn State had 36 tallies in the second quarter against Louisville in 1997.
- The 63 points scored at Illinois are tied for the second-most by the Nittany Lions in a Big Ten game with the 1994 Ohio State and 2005 Illinois games. The program record for points in a Big Ten contest is 66 at Maryland last season.

LONGEST PLAYS IN SCHOOL HISTORY

- Penn State's 132nd season of football has featured two of its longest all-time plays separated by two weeks.
- QB **Trace McSorley** connected with WR **KJ Hamler** on a 93-yard touchdown reception against Ohio State. The play is the second longest play in program history.
- Two weeks prior, a 95-yard pass from QB **Sean Clifford** to WR **Daniel George** in the fourth quarter of the Kent State game is the longest play from scrimmage in school history.
- Penn State is the only FBS team to record two 90-plus yard plays from scrimmage this season.
- Previously, Penn State had a 92-yard pass in 1919 from Bill Hess to Bob Higgins and three 92-yard rushes by Blair Thomas vs. Syracuse in 1986, Bill Belton vs. Indiana in 2014 and Saquon Barkley vs. Washington in the 2017 Fiesta Bowl.
- Both Clifford and George are freshmen.
- The reception was George's first. He joins **Mac Hippenhammer** as Nittany Lions to score on their first career reception this year. Hippenhammer had a 12-yard touchdown grab at Pittsburgh.
- Clifford and McSorley combined for 346 yards on just 14 completions against Kent State, resulting in an average of 24.7 yards.
- Recently, the only similar performance was in 2015 when Christian Hackenberg threw for 315 yards on just 13 completions for an average of 24.2 yards.
- Neither figure is a school record though, which is at least 26.1 yards per game, as Penn State completed six passes for 157 yards in the 1974 Orange Bowl, defeating LSU, 16-9. Tom Shuman connected with Chuck Herd for a 72-yard reception.

VETERAN O-LINE

- Juniors **Ryan Bates** and **Connor McGovern** trail only quarterback **Trace McSorley** (39) in career starts on the team.
- McGovern has started the last 33 contests for the Nittany Lions.
- The other Nittany Lions with double-digit starting experience in the trenches are: junior **Steven Gonzalez** (28), sophomore **Will Fries** (19), and senior **Chasz Wright** (16).
See Career Starts on Page 87
- At the start of the season, the Nittany Lions returned 83 starts on the offensive line, a number that ranked 41st in the country and sixth in the Big Ten, per Phil Steele.
- Penn State was one of 18 teams to return five starters on the offensive line in 2018.

FIRSTS ON FIRSTS ON FIRSTS

- Penn State had several firsts pile up at Pitt.
- WR **KJ Hamler** tallied his first career rushing touchdown on his first career rush on Penn State's first offensive drive in the first quarter. He is the first Penn State wideout with a rushing touchdown since **DeAndre Thompkins** against Rutgers in 2015.
- WR **Mac Hippenhammer** caught a touchdown on his first career reception. Hippenhammer is the first Nittany Lion wide receiver to have a touchdown on his first reception since Irvin Charles had an 80-yard catch in 2016 against Minnesota.
- QB **Sean Clifford** threw his first career touchdown pass (**Brandon Polk**, 34 yards) on his first career pass attempt on his first collegiate snap.
- Clifford is the first Penn State quarterback to throw for a touchdown on his first career completion since Matt McGloin connected with Derek Moyer for a 42-yard score against Minnesota in 2010.

GROUND & AIR ATTACK

GROUND GAME ROLLS

- Penn State ranks tied for 14th in FBS with 33 rushing touchdowns.
- Penn State ranks sixth in the Big Ten and 29th in FBS averaging 208.6 yards per game. The average is Penn State's highest since averaging 228.6 yards per game in 2002.
- Penn State rushed for 310 yards in its regular season finale, the sixth-most in a game under James Franklin. It is PSU's second-most rushing yards this season behind 387 against Illinois.
- Penn State rushed for more than 200 yards in each of its first six games and has done so in seven of 12 games this season.
- Penn State rushed for more than 200 yards in nine-straight games, dating back to November 18, 2017 vs. Nebraska, but the streak ended at Indiana when the Hoosiers held the Nittany Lions to 174 yards rushing. The streak was the longest streak since at least 1972.
- The 387 rushing yards at Illinois are the third-highest total in a Big Ten game in program history, it is also the highest total since going for 389 yards against Youngstown State in 2006.

THE MILES SANDERS SHOW

- RB **Miles Sanders**' 101.9 rushing yards per game ranks 22nd in FBS and fourth in the Big Ten.
 - Sanders has 1,223 rushing yards on the season, which ranks 14th on the program's season list. A 100-yard effort in the Citrus Bowl could move him past Evan Royster (1,236 yds; 2008), Silas Redd (1,241; 2011) and Saquon Barkley (1,271 yds; 2017) into 11th.
 - Sanders ranks 12th in FBS in yards after contact (792), eluding 46 tackles to rank 16th.
 - Sanders ranks tied for sixth in the Big Ten with nine rushing touchdowns.
 - Sanders rushed for 128 yards against Maryland, marking his fifth 100-yard rushing game of his career.
 - Sanders has 1,598 career rushing yards to rank 27th on Penn State's career list. Next on the list is QB **Trace McSorley** with 1,622 yards, and a 100-yard effort from Sanders could move him up to 21st on the list.
 - Sanders is the 45th Nittany Lion with 1,000 career rushing yards.
 - Sanders set career highs for rushing attempts in two consecutive weeks in November. He set a career high with 27 carries at Rutgers, bettering his 23 against Wisconsin.
 - Sanders owns the 26th 1,000-yard individual rushing season in the Penn State annals. He is the 16th different 1,000-yard rusher.
- See Records Watch on Pages 30-33**
- Sanders had a career-long 78-yard rush in the first quarter against Michigan State. His previous long was a 57-yard run at Rutgers in 2016.
 - Prior to playing Penn State, the longest rush that Michigan State had allowed this season was a 16-yard run against Central Michigan. Sanders' 78-yard run in the first quarter was the longest against Michigan State since Mike Weber of Ohio State had an 82-yard rush on November 11, 2017.
 - Sanders posted his first 200-yard outing with a career-high 200 yards at Illinois. He was named the Big Ten Offensive Player of the Week and the Rose Bowl Game Player of the Week for the performance.
 - Sanders is the 28th player in Penn State history with a 200-yard rushing game and the first since Saquon Barkley in 2017 (at Iowa).
 - Sanders is the sixth player (nine occasions) in Penn State history to have 200 rushing yards and at least three rushing touchdowns in a game. The last player with 200 rushing yards and three scores was Larry Johnson in 2002, which he accomplished twice.
 - Sanders set a career high with three rushing touchdowns against the Illini, breaking his previous high of two scores against App State in the season opener.

SANDERS & HAMLER ALL-PURPOSE

- RB **Miles Sanders** (112.92) and WR/KR **KJ Hamler** (111.25) rank third and fifth, respectively, in the Big Ten in all-purpose yardage per game.
 - Hamler is averaging 59.4 yards per game receiving, 49.1 yards per game on returns and 2.8 yards per game on rushes.
 - Sanders is averaging 101.9 yards per game rushing and 11.0 yards per game receiving.
- See National Nits on Page 19**

HAMLER LEADS WRS

- Freshman **KJ Hamler** leads the team with 41 receptions and 713 receiving yards. He is second with five receiving touchdowns.
 - Hamler's reception and receiving yard totals are the most by a freshman since DaeSean Hamilton set school freshman records with 82 catches and 899 yards.
 - Hamler's 17.4 yards per reception rank third in the Big Ten and his 59.4 receiving yards per game rank eighth.
 - Hamler has a catch in all 12 games of his career and four games with five catches.
 - Hamler has six games this season with four or more catches and nine with multiple catches.
 - Fourteen of Hamler's 41 receptions have been for 20 or more yards.
 - Hamler made a 93-yard touchdown reception against Ohio State. It was the longest reception of his career and is the second-longest play from scrimmage in program history.
- See National Nits on Page 19**

LEADING FRESHMAN TIGHT END

- Nationally, TE **Pat Freiermuth**'s seven touchdown receptions lead freshman tight ends and rank tied for second among all tight ends.
- Freiermuth's seven touchdown catches are the most by a Penn State freshman since WR Deon Butler had nine in 2005.
- Freiermuth's 24 receptions and 330 receiving yards rank second nationally among freshman tight ends to Wisconsin's Jake Ferguson (34 rec., 441 yds.)
- Freiermuth has totaled 20 catches for 285 yards and six touchdowns in his last eight games.
- Freiermuth leads Penn State with seven touchdown receptions, ranks second on the team with 24 catches and third on the team with 330 yards receiving.
- Freiermuth's seven touchdown receptions rank him sixth in the Big Ten overall and tied for the lead (Noah Fant; Iowa) among tight ends.
- Freiermuth has a reception in each of the last 11 games and has seven catches for 20 or more yards.
- Freiermuth posted his first career multi-touchdown game at Rutgers with two TD catches.
- Freiermuth has five three-catch games this season.
- Freiermuth totaled a career-high 51 yards receiving at Michigan.

THOMPkins MOVING UP THE CHARTS

- WR **DeAndre Thompkins** is 25th on Penn State's career receiving yards chart with 1,171 yards.
- Thompkins' 101 yards against Kent State sent him over the 1,000-yard mark for his career, becoming the 31st player in program history to reach that mark.
- It was Thompkins' second 100-yard game of his career. He had a career-high 102 receiving yards at Michigan State in 2017.

JOHNSON BREAKS 1,000 YARDS

- **Juwan Johnson** became the 32nd player in Penn State history to surpass 1,000 career receiving yards on a 13-yard catch in the first quarter at Indiana.
 - Johnson finished the Indiana game with a season-high 72 yards receiving, as he added a career-long 59-yard reception.
 - Johnson's career total stands at 1,110 yards which ranks 27th in program history.
- See Records Watch on Pages 30-33**

COMMUNITY SERVICE

LIFT FOR LIFE A SUCCESS

- The 16th Annual Penn State Uplifting Athletes "Lift for Life" was a tremendous success in June. The fundraising total for the 2018 event is nearly \$95,000 to benefit Uplifting Athletes and its commitment to life skills development, patient focused programs and rare disease research.
- Donations to the Penn State chapter of Uplifting Athletes and Lift for Life will remain open until September 30. Fans can track the live total or donate by visiting the chapter's fundraising site at <https://pledgeit.org/team/penn-state-lift-for-life-2018> or by sending a donation to Will Flaherty, Director of Player Development and Community Relations at 201 Lasch Football Building, University Park, Pa 16802.
- Nearly \$1.4 million has been raised by Penn State Uplifting Athletes since the inaugural Lift for Life was held in 2003. The inaugural event raised just under \$13,000.
- The Penn State Lift for Life featured more than 100 members of the Nittany Lion football team and was held at Holuba Hall, with approximately 1,000 fans in attendance. The exhibition featured rotations of one-on-one battles in the tire flip, sled pull, bench press and farmer's hold, followed by tug of war competitions.
- The 2018 Penn State Lift for Life included a kids clinic for the fifth year in a row, which was run by the Nittany Lion true freshmen football student-athletes. The event concluded with an autograph session with team.
- Founded by Penn State Football teammates Scott Shirley, Dave Costlow and Damone Jones in 2003, Lift for Life has benefitted cancer research and the rare disease community. The 2018 Uplifting Athletes officers are: offensive linemen **Ryan Bates** and **Steven Gonzalez**, co-presidents; quarterback **Trace McSorley**, vice president; offensive lineman **CJ Thorpe**, business liaison; punter **Blake Gillikin**, treasurer; offensive lineman **Alex Gellerstedt**, assistant treasurer; offensive lineman **Connor McGovern**, secretary; linebacker **Frank DiLeo**, assistant secretary. The executive committee is comprised of: quarterbacks **Sean Clifford**, **Michael Shuster** and **Jake Zembiec**, safety **Garrett Taylor**, wide receiver **Juwan Johnson**, offensive linemen **Charlie Shuman**, **Will Fries** and **Michal Menet** and linebacker **Jason Vranic**.
- About Uplifting Athletes: A nonprofit organization founded in 2007, Uplifting Athletes inspires the rare disease community with hope through the power of sport. A rare disease is one that affects fewer than 200,000 Americans and typically lacks financial incentive to make and market new treatments. With a network of university chapters run by current college football student-athletes, Uplifting Athletes has established 22 chapters with Division I football programs across the country. Overall since its inception Uplifting Athletes has had an economic impact of more than \$400 million on the rare disease community. For more information about Uplifting Athletes, visit www.upliftingathletes.org.

LIONS BRING SMILES TO HERSHEY

- Penn State football again took an afternoon off from summer workouts and boarded buses headed to the Penn State Hershey Children's Hospital. A special visit that has now become an annual event, it's a day nearly every Nittany Lion looks forward to in the offseason.
- Upon stepping off the buses, the Penn State energy is palpable as the team is greeted by smiling hospital staffers before splitting into small groups. While some groups spread out to visit individual families in their rooms, members of the team also passed through a high-five tunnel into the Tree House Cafe.
- Surrounding families and patients with smiles, the Nittany Lions spent the afternoon simply spending time and having fun.
- "It's just the reactions, when you walk into a kid's room and they are huge Penn State football fan and their eyes light up," Charlie Shuman said. "You sit there talking for three minutes but you know it made their day and they had such a positive experience. That's what really makes it."

CLASSROOM SUCCESS

DEGREES ON THE WALL



- Twenty-two Nittany Lions will enter the Citrus Bowl with at least one degree, totaling 25 degrees.
- Led by **Amani Oruwariye** (broadcast journalism) and **DeAndre Thompkins** (criminology) earning second degrees, 14 student-athletes earned degrees following the 2018 fall semester. The rest includes: **Joe Arcangelo** (economics), **Ryan Bates** (labor and employment relations), **Torrence Brown** (recreation, parks and tourism management), **Jake Cooper** (telecommunications), **Steven Gonzalez** (history), **Sterling Jenkins** (English), **Juwan Johnson** (telecommunications), **Jarvis Miller** (criminology), **Tommy Stevens** (telecommunications), **Garrett Taylor** (Advertising/Public Relations), **Kyle Vasey** (rehabilitation and human services), **Robert Windsor** (telecommunications).
- Entering the season, 10 Penn State student-athletes had earned 11 undergraduate degrees: **Mark Allen** (criminology), **Koa Farmer** (criminology/sociology), **Jan Johnson** (psychology), **Trace McSorley** (accounting), **Oruwariye** (telecommunications), **Nick Scott** (psychology), **Charlie Shuman** (kinesiology), **Johnathan Thomas** (sociology), **Thompkins** (psychology) and **Chaz Wright** (telecommunications).



CONTINUING ACADEMIC TRADITION

- Punter **Blake Gillikin** leads the Nittany Lions in the classroom with a perfect cumulative 4.0 grade point average following the 2018 spring semester.
- Gillikin was named to the 2018 Google Cloud Academic All-America first team.
- Gillikin led Penn State football's 28 Academic All-Big Ten honorees.
- Gillikin claimed the Evan Pugh Scholar Award, given to those juniors and seniors who are in the upper 0.5 percent of their respective classes, in May 2018.
- Gillikin was presented with the President's Freshman Award, given annually to undergraduate degree candidates who have earned a 4.0 cumulative grade-point average based on at least 12 graded Penn State credits completed in their first semester of admission, in May 2017.
- Gillikin also serves as the treasurer for Penn State's Uplifting Athletes, helping the chapter raise nearly \$1.3 million for kidney cancer treatment and research since the first Penn State Lift for Life was held in 2003.
- Gillikin led a quartet of Nittany Lion football players earning Big Ten Distinguished Scholar recognition for having a 3.7 or higher GPA for the 2017-18 academic year. He was joined by **Charlie Shuman**, **Christopher Welde** and **Jake Zembiec**.
- In 2017, Gillikin and graduate Cody Hodgens both posted 4.0 GPAs, making the Nittany Lions the only Big Ten football team with two 4.0 students.

DEFENSE NOTES

LIMITED ACCESS

- Penn State ranks 23rd in FBS and second in the Big Ten behind Iowa (4.67) averaging 4.08 three-and-outs per game.
- Penn State leads the Big Ten and ranks fifth in FBS in red zone defense, only yielding scores on 71.9 percent of opponents' trips inside the 20.
- Penn State ranks fourth in FBS in scoring percentage (20.83).
- Penn State's 1.13 points per possession ranks eighth in FBS and second in the Big Ten behind Michigan State. (Per Coaches by the Numbers)
- Penn State's 1.12 points per possession over the last two years is third in FBS. (Per Coaches by the Numbers)
- PSU has limited opponents big plays, ranking 12th in big play percentage (9.58) and fourth in big play pass percentage (10.72). (Per Coaches by the Numbers)
- Opponents have averaged 3.78 plays per point, ranking Penn State 10th in FBS. (Per Coaches by the Numbers)
- Penn State has held its last three opponents (Wisconsin, 269; Rutgers, 234; Maryland, 259) to less than 300 yards of total offense. The last time the Nittany Lions held three consecutive opponents to less than 300 yards was in 2015 (Buffalo, 274; Rutgers, 294; San Diego State, 242; Army, 294; Indiana, 234).
- The Penn State defense owns four second half shutouts this season: at Pitt, Kent State, Iowa and Maryland.
- Penn State has yielded just 25 combined first downs in its last two games. It held Wisconsin to just 12 first downs, the fewest allowed by the Nittany Lions since giving up 11 last year at Maryland, and then limited the Terps to 13 this season in the regular season finale.
- Penn State held Wisconsin to just 10 points, its fewest points scored since a 14-7 Michigan loss in 2016.
- Indiana ran 100 offensive plays against the Nittany Lions, the most by a Penn State opponent in program history, but was held to 1.75 points per possession.
- Penn State was the first team to hold Ohio State under 100 yards of offense in a half since Oklahoma did it last year in the first half of their 2017 meeting.
- Penn State allowed just 221 total yards to Kent State, the fewest since allowing 200 vs. Rutgers in 2017.
- Penn State held Pitt to just six points, marking the fewest points allowed by Penn State since holding Maryland to three in the 2017 regular season finale.

NO FLY ZONE

- Penn State has 13 interceptions on the season, the most since collecting 16 picks in the 2014 season. The total ranks fifth in the Big Ten and 29th in FBS.
- At Rutgers, Penn State yielded 60 or less passing yards for the third time (Pittsburgh, 55; Wisconsin, 60; Rutgers, 46) this season and second time in as many games. Penn State last held three teams in a single season to 60 or less passing yards in 1976 (Ohio State, Iowa, Kentucky), and it was the last time it did it in back-to-back games.
- Penn State is one of 15 teams (16 occasions) since 2000 to have three games in which it held its opponent to 60 passing yards or less (Alabama, 2017; Air Force, 2018; Army, 2006 & 2007; Boise State, 2006; Clemson, 2018; Kansas State, 2000; New Mexico State, 2008; Notre Dame, 2016; Ohio State, 2017; San Jose State, 2014; Texas, 2009; TCU, 2010; Tulsa, 2003; UCLA, 2008).
- PSU held Rutgers to its fewest passing yards allowed (46) since giving up 46 against Nebraska in 2014.
- At Rutgers, Penn State held its opponent to less than 10 completions for the third time (Pittsburgh, 9; Wisconsin, 9; Rutgers, 5) this season. The last time Penn State accomplished that feat was in 2003 when it held Nebraska (4), Kent State (9), Minnesota (7) and Wisconsin (9) to less than 10 completions in consecutive weeks.
- Penn State's five completions allowed at Rutgers were its fewest since allowing one against Army in 2015.
- The Nittany Lions held Iowa to just 19 completions on 50 passing attempts, marking the sixth time since 2000 an FBS school has held an opponent to less than 20 completions on 50 attempts.
- Penn State broke up 15 passes against Michigan State, its most since totaling 16 PBU's against Purdue in 2000.

TOP GUNS

- CBs **Amani Oruwariye** and **John Reid** and S **Garrett Taylor** both rank in the top 15 in the Big Ten in passes defended, the most of any other team.
 - Taylor became the third Nittany Lion to corral three interceptions this season with a pick at Rutgers, marking the first time since 2000 Penn State has had three players with three or more picks (James Boyd, Shamar Finney, Bhawoh Jue). Oruwariye and S **Nick Scott** also have three interceptions this season.
 - With 15 passes defended (12 PBU, 3 INT), Oruwariye ranks third in the Big Ten with 1.3 passes defended per game, which also ranks 17th in FBS.
 - Oruwariye grabbed his third interception of the season against Wisconsin and eighth of his career.
 - Oruwariye had an interception in each of Penn State's first two games. Both interceptions were in the red zone.
 - At Pitt, Oruwariye intercepted a pass at the 3-yard line nullifying a potential touchdown drive. He was named to the Pro Football Focus National Team of the Week for his efforts.
 - Against App State, Oruwariye sealed Penn State's season-opening win in overtime with an interception in the end zone.
 - Oruwariye has had an interception in three consecutive season openers (2016 vs. Kent State; 2017 vs. Akron).
 - In nine games played, Reid (8 PBU, 2 INT) ranks seventh in the Big Ten with 1.0 passes defended per game.
 - Reid collected his fifth career interception and his second of the season at Rutgers.
 - Against Iowa, Reid returned an interception for 44 yards, tying his career-long interception return. He also broke up a career-high three passes.
 - Taylor (7 PBU, 3 INT) ranks 13th in the Big Ten with 0.8 passes defended per game.
 - Scott had his third interception of the season and his career against Wisconsin. Earlier in the season, Scott had interceptions in back-to-back games against Indiana and Iowa, respectively.
 - Scott is the third Nittany Lion to have interceptions in back-to-back games this season, joining Oruwariye (Appalachian State, Pittsburgh) and Taylor (Ohio State, Michigan State).
- See National Nits on Page 19**

SACK MASTERS

- Penn State recorded five sacks against Maryland to up its season total to 43 sacks. This marks the fourth-straight season Penn State has registered at least 40 sacks, the first such streak for the Nittany Lions since team sacks were recorded in 1988.
 - Led by DE **Yetur Gross Matos** ranking sixth with 0.67 sacks per game, Penn State has four defensive linemen ranking in the top 16 in the Big Ten in sacks.
 - DT **Robert Windsor** is ninth in the Big Ten with 0.63 sacks per game.
 - Windsor has 5.0 sacks in his last five games and had a career-high two sacks against Wisconsin.
 - DE **Shareef Miller** ranks 11th in the Big Ten with 0.58 sacks per game.
 - The five sacks by the Nittany Lions against Wisconsin were the most since they recorded six at Indiana earlier this season. Entering the game, Wisconsin had only allowed 13 sacks all year.
 - DE **Shaka Toney** ranks 16th in the Big Ten with 0.42 sacks per game.
 - Toney recorded 4.0 sacks at Indiana, all coming in the fourth quarter, doubling his previous career high of 2.0 against Northwestern in 2017.
 - Toney's 4.0 sacks tied the Penn State single-game record, equaling the mark held by three others - Terry Killens vs. Indiana, 1995; Jimmy Kennedy at Wisconsin, 2002; Tamba Hali vs. Wisconsin, 2005.
- See National Nits on Page 19**

DEFENSE NOTES

CAUSING CHAOS BEHIND THE LINE

- Penn State leads the Big Ten in both sacks (3.58) and tackles for loss (8.3) per game. Nationally, Penn State ranks second and fourth, respectively.
- Penn State's tackles for loss percentage of 12.3 percent ranks tied for 21st in FBS, while its sack percentage of 9.7 percent ranks fifth. (Coaches by the Numbers)
- The Nittany Lions recorded 15 tackles for loss against Maryland in the regular season finale, the fourth game this season that Penn State has had at least 10 TFL.
- It is the second-highest TFL total for Penn State this year, trailing only the 16 the Nittany Lions had against Kent State.
- Penn State's 15 tackles for loss are the most in a Big Ten game since registering 15 stops behind the line against Michigan in 2007.
- The 15 tackles for loss mark the fifth game with 15 or more TFLs since 2000. It was also the first time since 2000 Penn State has had two games with 15 or more TFL in the same season.
- Penn State registered 11 TFLs at Rutgers, the most since having 11 against Georgia State last season.
- Penn State is continuing to bring a balanced pass rush, as 14 different Nittany Lions have contributed to the team's 43 sacks for the season.
- With 43 sacks this season, it marks the fourth-straight season Penn State has registered at least 40 sacks, the first such streak for the Nittany Lions since team sacks were recorded in 1988.
- The Lions totaled 42 sacks in 2017. Following totals of 46 sacks in 2015 and 40 sacks in 2016, Penn State posted back-to-back-to-back 40-sack seasons for the first time since it posted three-consecutive 40-sack seasons in 2005 (41), 2006 (40) and 2007 (46).

GROSS-MATOS BREAKS OUT

- DE **Yetur Gross-Matos** recorded his eighth-straight game with at least 1.0 tackle for loss against Maryland.
- Gross-Matos ranks second in the Big Ten and ninth in FBS with 1.7 TFLs per game (20 total). He also ranks sixth in the Big Ten and 37th in FBS with 0.67 sacks per game (8.0 total).
- Gross-Matos has a total of 20 tackles for loss this season, marking the 12th time a Nittany Lion has had at least 20 TFLs in a season (11 different players).
- His 20 tackles for loss are the most by a Nittany Lion since Aaron Maybin had 20 in 2008 and tie him for the eighth-most in a season with Bruce Clark (1978), Todd Atkins (1994), LaVar Arrington (1999) and Aaron Maybin (2008).
- His 8.0 sacks are the most by a Nittany Lion in a season since Carl Nassib made a school-record 15.5 sacks in 2015.
- Gross-Matos had a streak of at least a half-sack end at five games when he was held without a sack at Rutgers. He tallied 6.5 sacks during the span.
- Gross-Matos posted his fifth game of the season with 2.0 tackles for loss or more against Wisconsin.
- Gross-Matos tallied a career-high 4.0 tackles for loss against Iowa and tied his career high with 2.0 sacks, marking the second-straight week he posted 2.0 sacks. He was named the Big Ten Defensive Player of the Week following the Iowa game.
- Gross-Matos had a career-high 10 tackles, including six solo stops at Indiana, the most by a Penn State defensive lineman since Austin Johnson had 10 stops at Northwestern in 2015. Gross-Matos' 10 stops are the most by a Penn State defensive end since Carl Nassib had 10 tackles at Temple in 2015.

WILD DOGS TURNING UP THE PRESSURE

- DE **Shareef Miller** had his eighth game this season with 1.0 or more tackles for loss against Maryland.
- He set a career high with seven tackles at Rutgers. He recorded five tackles in four previous games with the last coming against Ohio State.
- Miller had 2.5 tackles for loss at Rutgers, marking his fourth game this season with 2.0 or more TFLs.
- DT **Robert Windsor** has seven games this year with at least a full tackle for loss.
- At Rutgers, Windsor forced his third career fumble and second of the season.
- Windsor has totaled a career-high six tackles in games against Wisconsin and Rutgers in consecutive weeks.
- With 2.0 tackles for loss at Rutgers, Windsor collected his third game this season with 2.0 or more TFLs.
- DT **Kevin Givens** set a career high with 2.0 sacks against Maryland. He also tied a career best with 2.0 tackles for loss, matching his performance at Pittsburgh earlier this year.

STEPPING UP ON D

- Penn State's defense has faced 908 plays, which is the 20th most in FBS.
- Penn State's top six tacklers this season do not include any returning starters from last season.
- True freshman LB **Micah Parsons** and senior LB **Jan Johnson** lead the team with 69 and 66 tackles, respectively.
- Parsons has started just one game and Johnson was put on scholarship Oct. 18.
- At Michigan, Johnson had his second career double-digit tackle performance with 10 stops, including seven solo and Parsons tied his career high with eight tackles.
- S **Garrett Taylor** follows with 61 tackles, LB **Cam Brown** has 60, S **Nick Scott** has 59 and DE **Yetur Gross-Matos** has 54.

HAPPY VALLEY

FANS FLOCK TO BEAVER STADIUM

- Penn State ranked second in FBS in average home attendance with 105,485 fans per game, trailing only Michigan (110,737). It's Penn State's highest ranking since also finishing second in 2009.
- Penn State's national attendance ranking improved or held steady for a fourth-straight year after ranking third in 2017 (106,707), seventh in 2016 (100,257) and seventh in 2015 (99,799).
- Penn State (6) and/or Michigan (8) were in each of the 14 most attended games this season. Penn State's game at Michigan was the most attended game of the season (111,747).
- The attendance for the Ohio State game of 110,889 earlier this season is a Beaver Stadium record, breaking the previous mark of 110,823 vs. Michigan in 2017. It is also the sixth-largest crowd to watch Penn State play (home or away).
- The Penn State Student Section sold out more than 21,000 tickets in just 48 minutes, highlighted by the sold-out allotments of the senior (3), junior (4), sophomore (6) and freshmen (9) classes in less than 10 minutes each.
- The Penn State Student Section has consistently sold out for four decades, showing the unwavering passion and dedication of Penn State students.
- Penn State sold more than 6,300 new season football tickets for the 2018 campaign.

HOME SWEET HOME

- With a 290-74 all-time record in Beaver Stadium, Penn State owns the eighth-best winning percentage (.797) in its current home venue amongst current FBS schools and leads the Big Ten.
- Only Alabama (.831) and Oklahoma (.812) have higher winning percentages in facilities older than Beaver Stadium.

School	Stadium Name (Opened)	Rec	Win %
1. Alabama	Bryant-Denny Stadium (1929)	266-53-3	.831
2. Ga. Southern	Paulson Stadium (1984)	192-40	.828
3. Boise State	Albertsons Stadium (1970)	265-56	.826
4. Marshall	Joan C. Edwards Stadium (1991)	159-34	.824
5. Houston	TDECU Stadium (2014)	27-6	.818
6. Oklahoma	Gaylord Family-Oklahoma Memorial Stad. (1923)	397-86-15	.812
7. Penn State	Beaver Stadium (1960)	290-74	.797
8. Auburn	Jordan-Hare Stadium (1939)	324-83-7	.791
9. Ohio State	Ohio Stadium (1922)	443-112-20	.788
10. Tennessee	Neyland Stadium (1921)	467-131-17	.773

TOP 10 BEAVER STADIUM CROWDS

Rk.	Attend.	Date	Result
1.	110,889	Sept. 29, 2018	Ohio State 27, Penn State 26
2.	110,823	Oct. 21, 2017	Penn State 42, Michigan 13
3.	110,753	Sept. 14, 2002	Penn State 40, Nebraska 7
4.	110,134	Oct. 27, 2007	Ohio State 37, Penn State 17
5.	110,078	Sept. 8, 2007	Penn State 31, Notre Dame 10
6.	110,033	Nov. 7, 2009	Ohio State 24, Penn State 7
7.	110,017	Oct. 18, 2008	Penn State 46, Michigan 17
8.	110,007	Oct. 14, 2006	Michigan 17, Penn State 10
9.	109,898	Sept. 9, 2017	Penn State 33, Pitt 14
10.	109,865	Nov. 5, 2005	Penn State 35, Wisconsin 14

LARGEST CROWDS TO WATCH PENN STATE

Rk.	Attend.	Date	Opponent, Stadium
1.	113,085	Oct. 11, 2014	Michigan, Michigan Stadium
2.	111,502	Oct. 12, 2002	Michigan, Michigan Stadium
3.	111,310	Sept. 22, 2007	Michigan, Michigan Stadium
4.	111,249	Oct. 15, 2005	Michigan, Michigan Stadium
5.	111,019	Nov. 7, 1998	Michigan, Michigan Stadium
6.	110,889	Sept. 29, 2018	Ohio State, Beaver Stadium
7.	110,823	Oct. 21, 2017	Michigan, Beaver Stadium
8.	110,803	Nov. 11, 2000	Michigan, Michigan Stadium
9.	110,753	Sept. 14, 2002	Nebraska, Beaver Stadium
10.	110,377	Oct. 24, 2009	Michigan, Michigan Stadium
11.	110,319	Sept. 24, 2016	Michigan, Michigan Stadium
12.	110,134	Oct. 27, 2007	Ohio State, Beaver Stadium
13.	110,078	Sept. 8, 2007	Notre Dame, Beaver Stadium
14.	110,033	Nov. 7, 2009	Ohio State, Beaver Stadium
15.	110,017	Oct. 18, 2008	Michigan, Beaver Stadium
16.	110,007	Oct. 14, 2006	Michigan, Beaver Stadium
17.	109,898	Sept. 9, 2017	Pitt, Beaver Stadium

FUTURE SCHEDULES

2019 Schedule

Aug. 31 IDAHO
 Sept. 7 BUFFALO
 Sept. 14 PITTSBURGH
 Sept. 21 Bye
 Fri., Sept. 27 at Maryland*
 Oct. 5 PURDUE*
 Oct. 12 at Iowa*
 Oct. 19 MICHIGAN*
 Oct. 26 at Michigan State*
 Nov. 2 Bye
 Nov. 9 at Minnesota*
 Nov. 16 INDIANA*
 Nov. 23 at Ohio State*
 Nov. 30 RUTGERS*
 Dec. 7 BIG Championship^

2021 Schedule

Sept. 4 at Wisconsin*
 Sept. 11 BALL STATE
 Sept. 18 AUBURN
 Sept. 25 VILLANOVA
 Oct. 2 Bye
 Oct. 9 at Iowa*
 Oct. 16 ILLINOIS*
 Oct. 23 at Michigan State*
 Oct. 30 INDIANA*
 Nov. 6 at Maryland*
 Nov. 13 MICHIGAN*
 Nov. 20 at Ohio State*
 Nov. 27 RUTGERS*
 Dec. 4 BIG Championship^

2023 Schedule

Sept. 2 West Virginia
 Sept. 9 DELAWARE
 Sept. 16 at Illinois*
 Sept. 23 at Northwestern*
 Sept. 30 Open
 Oct. 7 Indiana*
 Oct. 14 at Michigan State*
 Oct. 21 at Ohio State*
 Oct. 28 IOWA*
 Nov. 4 MICHIGAN*
 Nov. 11 Open
 Nov. 18 RUTGERS*
 Nov. 25 at Maryland*
 Dec. 2 BIG Championship^
One non-conference game to be scheduled

2025 Schedule

Sept. 6 Virginia Tech
 Sept. 13 Open
 Sept. 20 Rutgers*
 Sept. 27 at Illinois*
 Oct. 4 Purdue*
 Oct. 11 Open
 Oct. 18 at Maryland*
 Oct. 25 at Minnesota*
 Nov. 1 Indiana*
 Nov. 8 Open
 Nov. 15 at Ohio State*
 Nov. 22 Michigan*
 Nov. 29 at Michigan State*
 Dec. 6 BIG Championship^
Two non-conference games to be scheduled

2020 Schedule

Sept. 5 NEVADA
 Sept. 12 at Virginia Tech
 Sept. 19 SAN JOSE STATE
 Sept. 26 NORTHWESTERN*
 Oct. 3 at Michigan*
 Oct. 10 Bye
 Oct. 17 IOWA*
 Oct. 24 OHIO STATE*
 Oct. 31 at Indiana*
 Nov. 7 at Nebraska*
 Nov. 14 MICHIGAN STATE*
 Nov. 21 MARYLAND*
 Nov. 28 at Rutgers*
 Dec. 5 BIG Championship^

2022 Schedule

Sept. 3 at Purdue*
 Sept. 10 Open
 Sept. 17 at Auburn
 Sept. 24 CENTRAL MICHIGAN
 Oct. 1 OHIO STATE*
 Oct. 8 at Michigan*
 Oct. 15 ILLINOIS*
 Oct. 22 Open
 Oct. 29 MICHIGAN STATE*
 Nov. 5 at Indiana*
 Nov. 12 MARYLAND*
 Nov. 19 MINNESOTA*
 Nov. 26 at Rutgers*
 Dec. 3 BIG Championship^
One non-conference game to be scheduled

2024 Schedule

Aug. 31 at West Virginia
 Sept. 7 BOWLING GREEN
 Sept. 14 at Rutgers*
 Sept. 21 Open
 Sept. 28 Open
 Oct. 5 MARYLAND*
 Oct. 12 ILLINOIS*
 Oct. 19 at Wisconsin*
 Oct. 26 NEBRASKA*
 Nov. 2 Open
 Nov. 9 OHIO STATE*
 Nov. 16 at Michigan*
 Nov. 23 at Indiana*
 Nov. 30 MICHIGAN STATE*
 Dec. 7 BIG Championship^
One non-conference game to be scheduled

Future Non-Conference Games

Sept. 12, 2026 at Temple
 Sept. 11, 2027 DELAWARE
 Sept. 18, 2027 TEMPLE
 * Big Ten Game
 ^ Lucas Oil Stadium; Indianapolis
 & TBA
Schedule subject to change

SPECIAL TEAMS NOTES

GILLIKIN FLIPS THE FIELD

- P **Blake Gillikin** ranks second in the Big Ten and 26th in FBS, averaging 43.3 yards per punt.
- Gillikin boomed a 74-yard punt at Michigan, the longest punt of his career and tied for the fourth longest in Penn State history with Anthony Fera at Iowa in 2010.
- At Rutgers, Gillikin had punts of 67 and 70 yards on the day. He has two punts of 70 or more yards this season and five kicks of 65 or more yards for his career.
- At Rutgers, his punt average of 48.67 yards per punt ranked as tied for the 11th-highest single game average in school history with Jeremy Kapinos vs. Boston College in 2003. For Gillikin, it was his highest average since his 2017 Rose Bowl effort of 50.80 yards per punt.
- Gillikin is the first player in program history to have four career punts of 65 or more yards.
- Gillikin has 56 career punts of 50 or more yards.
- Gillikin is the fourth player in program history to have two 70-plus-yard punts in his career, joining Coop French, Jeremy Kapinos and Joe Colone.
- For his career Gillikin has landed 36 punts inside the 10-yard line and 66 inside the 20.
- Gillikin had a career-high 370 punt yards on eight kicks, which also ties his career mark, at Michigan.
- Gillikin's four punts inside the 20 at Pitt tied a career high, which he has done three times.
- He also tied his personal mark at Pitt with three punts inside the 10, which is the fifth time in his career he has done so.

RETURN GAME LEADERS

- Returners **KJ Hamler** and **DeAndre Thompkins** both rank in the top 30 nationally in kickoff and punt returns, respectively.
- Hamler is averaging 26.0 yards per kickoff return to rank 18th in FBS and third in the Big Ten. The average presently ranks as the 18th-best single-season mark in Penn State history. It also presently ranks him seventh on Penn State's career list with Gary Hayman (1972-73).
- Hamler has also returned 12 punts for 95 yards, giving him 589 combined return yards this season, which ranks 28th in FBS and third in the Big Ten.
- Hamler had a career-long 67-yard kick return against Iowa.
- Hamler's return prowess and success on offense rank him with the fifth-highest all-purpose yards average (111.3) in the Big Ten.
- Thompkins ranks third in the Big Ten and 24th in FBS averaging 9.8 yards per punt return.
- Thompkins' 675 career punt return yards rank him seventh all-time at Penn State.
- Thompkins returned a punt 39 yards for a touchdown at Pitt for his second career punt return touchdown. He also scored on a punt return against Akron last season.
- With two career punt returns for a touchdown, Thompkins is tied for fourth on Penn State's all-time list with 10 other players (most recently: Larry Johnson, 1998-2002).

See National Nits on Page 19

FRESHMAN KICKERS

- Penn State's place-kicking and kickoff specialists are both true freshmen.
- K **Jake Pinegar** is 15-for-21 on field goal attempts on the year, going 10-for-11 inside 40 yards and 6-for-6 inside of 29 yards.
- Pinegar is 5-for-10 from 40 yards and beyond. He has two 49-yard field goals.
- Pinegar's 50 extra points rank him sixth in Penn State's season ledger and 15th on the career list.
- Pinegar booted a 49-yard field goal against Wisconsin, tying his career long which he set against Iowa earlier this season.
- Against Wisconsin, Pinegar tied a career high with three made field goals, which he had done on two separate occasions this year. He also set a career mark with five field goal attempts.
- Against Iowa, Pinegar became the first Nittany Lion kicker with three 40-yard field goals in a single game since Sam Ficken had boots of 47, 46 and 48 yards vs. Maryland in 2014.
- Pinegar's 49-yard field goal against Iowa was the longest field goal by Penn State since Sam Ficken kicked a 50-yard kick vs. Temple in 2014.
- Pinegar ranks second in the Big Ten with 7.9 points per game scored.
- K **Rafael Checa** has 35 touchbacks on 74 kickoffs this season and is averaging 59.3 yards per kickoff.

TESTING THE OTHER RETURNER

- Normally KR **Johnathan Thomas** defers to primary returner **KJ Hamler** on kickoffs, but when he had a chance at Indiana, he broke off a career-long 94-yard kickoff return. His previous long was 20 yards against Illinois earlier this season.
- Thomas' return was longest for the Nittany Lions since Saquon Barkley's 98-yard return against the Hoosiers in 2017.

DEPTH CHART

OFFENSE

Wide Receiver

3 DeAndre Thompkins (5-11, 188, Gr./Sr.)
 84 Juwan Johnson (6-4, 225, Sr./Jr.)
 81 Cam Sullivan-Brown (6-0, 188, So./Fr.)
 86 Daniel George (6-2, 220, Fr./Fr.)

Tight End

87 Pat Freiermuth (6-5, 258, Fr./Fr.)
 83 Nick Bowers (6-4, 260, Sr./Jr.)
 18 Jonathan Holland (6-4, 252, Sr./Jr.)
 80 Danny Dalton (6-4, 247, Jr./So.)

Left Tackle

71 Will Fries (6-6, 306, Jr./So.)
 52 Ryan Bates (6-4, 302, Sr./Jr.)
 51 Alex Gellerstedt (6-6, 311, Jr./So.)

Left Guard

74 Steven Gonzalez (6-4, 325, Sr./Jr.)
 73 Mike Miranda (6-3, 298, So./Fr.)
 72 Bryce Effner (6-5, 272, Fr./Fr.)

Center

62 Michal Menet (6-4, 298, Jr./So.)
 64 Zach Simpson (6-3, 290, Sr./Jr.)
 70 Juice Scruggs (6-3, 278, Fr./Fr.)

Right Guard

66 Connor McGovern (6-5, 323, Jr./Jr.)
 75 Des Holmes (6-5, 322, So./Fr.)
 79 Charlie Shuman (6-8, 324, Gr./Sr.)

Right Tackle

52 Ryan Bates (6-4, 302, Sr./Jr.)
 77 Chasz Wright (6-7, 353, Gr./Sr.)
 51 Alex Gellerstedt (6-6, 311, Jr./So.)

Wide Receiver

5 Jahan Dotson (5-11, 169, Fr./Fr.)
 10 Brandon Polk (5-9, 179, Sr./Jr.)
 6 Justin Shorter (6-4, 226, Fr./Fr.)

Wide Receiver

1 KJ Hamler (5-9, 173, So./Fr.)
 12 Mac Hippenhammer (5-11, 177, So./Fr.)
 85 Isaac Lutz (5-11, 186, Jr./So.)

Quarterback

9 Trace McSorley (6-0, 201, Gr./Sr.)
 2 Tommy Stevens (6-5, 240, Sr./Jr.)
 14 Sean Clifford (6-2, 219, So./Fr.)

Running Back

24 Miles Sanders (5-11, 215, Jr./Jr.)
 4 Ricky Slade (5-9, 198, Fr./Fr.) **OR**
 32 Journey Brown (5-11, 205, So./Fr.)
 20 Johnathan Thomas (5-11, 218, Gr./Sr.)

Lion

2 Tommy Stevens (6-5, 240, Sr./Jr.)

DEFENSE

Defensive End

48 Shareef Miller (6-5, 260, Sr./Jr.)
 18 Shaka Toney (6-3, 241, Jr./So.)
 49 Daniel Joseph (6-3, 253, Jr./So.)

Defensive Tackle

30 Kevin Givens (6-1, 285, Sr./Jr.)
 93 PJ Mustipher (6-4, 300, Fr./Fr.)
 90 Damion Barber (6-3, 283, So./Fr.)

Defensive Tackle

54 Robert Windsor (6-4, 295, Sr./Jr.)
 55 Antonio Shelton (6-2, 310, Jr./So.)
 69 C.J. Thorpe (6-3, 328, So./Fr.)

Defensive End

99 Yetur Gross-Matos (6-5, 259, So./So.)
 34 Shane Simmons (6-3, 250, Jr./So.)
 28 Jayson Oweh (6-5, 247, Fr./Fr.) **OR**
 46 Nick Tarburton (6-3, 246, Fr./Fr.)

Outside Linebacker

7 Koa Farmer (6-1, 230, Gr./Sr.)
 11 Micah Parsons (6-3, 240, Fr./Fr.)
 33 Jake Cooper (6-1, 234, Sr./Sr.)

Middle Linebacker

36 Jan Johnson (6-2, 234, Gr./Jr.)
 13 Ellis Brooks (6-1, 233, So./Fr.)
 40 Jesse Luketa (6-3, 236, Fr./Fr.)

Outside Linebacker

6 Cam Brown (6-5, 223, Jr./Jr.)
 9 Jarvis Miller (6-2, 223, Sr./Jr.)
 41 Dae'Lun Darien (6-4, 223, Jr./So.)

Cornerback

21 Amani Oruwariye (6-1, 203, Gr./Sr.)
 2 Donovan Johnson (5-9, 182, So./Fr.)
 14 Zech McPhearson (5-11, 188, Jr./So.)

Safety

17 Garrett Taylor (6-0, 203, Sr./Jr.)
 26 Jonathan Sutherland (5-11, 201, So./Fr.)
 23 Ayrton Monroe (5-11, 206, Sr./Jr.)

Safety

4 Nick Scott (5-11, 200, Gr./Sr.)
 38 Lamont Wade (5-9, 194, So./So.)
 23 Ayrton Monroe (5-11, 206, Sr./Jr.)

Cornerback

29 John Reid (5-10, 180, Sr./Jr.) **OR**
 5 Tariq Castro-Fields (6-0, 186, So./So.)
 14 Zech McPhearson (5-11, 188, Jr./So.)

Star

29 John Reid (5-10, 180, Sr./Jr.)
 2 Donovan Johnson (5-9, 182, So./Fr.)
 38 Lamont Wade (5-9, 194, So./So.)

SPECIAL TEAMS

Punter

93 Blake Gillikin (6-2, 192, Jr./Jr.)
 49 Cade Pollard (5-11, 207, Fr./Fr.)
 95 Vlad Hilling (5-10, 217, Fr./Fr.)

Kicker (Field Goal)

92 Jake Pinegar (6-2, 197, Fr./Fr.)
 99 Justin Tobin (6-2, 191, Jr./So.) **OR**
 95 Vlad Hilling (5-10, 217, Fr./Fr.)

Kicker (Kickoff)

90 Rafael Checa (6-2, 205, Fr./Fr.)
 92 Jake Pinegar (6-2, 197, Fr./Fr.)
 99 Justin Tobin (6-2, 191, Jr./So.)

Holder

93 Blake Gillikin (6-2, 192, Jr./Jr.)
 15 Michael Shuster (6-2, 209, Jr./So.)
 36 Jan Johnson (6-2, 234, Gr./Jr.)

Long Snapper

96 Kyle Vasey (6-2, 231, 5th/Sr.)
 91 Chris Stoll (6-2, 257, So./Fr.)
 94 Joe Calcagno (6-0, 242, So./Fr.)

Kickoff Returners

1 KJ Hamler (5-9, 173, So./Fr.)
 32 Journey Brown (5-11, 205, So./Fr.)
 4 Ricky Slade (5-9, 198, Fr./Fr.)

Punt Returners

3 DeAndre Thompkins (5-11, 188, Gr./Sr.)
 1 KJ Hamler (5-9, 173, So./Fr.) **OR**
 29 John Reid (5-10, 180, Sr./Jr.)

PRONUNCIATIONS

Joe Calcagno CAL-kag-no
 Tariq Castro-Fields TUH-reek Castro-Fields
 Rafael Checa ra-fye-ell check-uh
 Dae'Lun Darien DAY-lawn Darien
 Jahan Dotson JUH-han DOT-son
 Brelin Faison-Walden BREY-lynn FACE-in Walden
 Koa Farmer CO-uh Farmer
 Pat Freiermuth Pat fryer-muth
 Will Fries Will FRY-z
 Yetur Gross-Matos YEE-tore Gross-Mah-tose
 Fred Hansard Hann-SARD
 Drew Hartlaub Drew heart-lob
 Aeneas Hawkins ah-knee-iss HAWK-ins
 Alex Hoenstine Alex hoe-en-styne
 Charlie Katshir Charlie catch-sure
 Zack Kuntz Zack KOON-ts
 Will Levis Will lev-iss
 Jesse Luketa Jesse LUKE-ket-uh
 Zech McPhearson Zack McPhearson
 Michal Menet Michael men-NET
 Ayrton Monroe AIR-en Monroe
 Amani Oruwariye UH-monn-E O-rue-waar-ee-A
 Jayson Oweh Jason Oh-way
 Jake Pinegar Jake pin-ah-grrr
 Dan/Kyle Vasey Dan/Kyle VAY-see
 Chris Welde Chris WELL-dee
Coaches
 Phil Galiano gail-lee-on-no
 Ricky Rahne Ricky Ronnie
 Ja'Juan Seider JAY-juan cider

ASSISTANT COACHES



Brent Pry
 Defensive Coord./
 LBs
 Field



Ricky Rahne
 Offensive Coord./
 QBs
 Booth



Phil Galiano
 Special Teams Coord./
 Asst. DL
 Field



Tim Banks
 Co-Def. Coord./
 Safeties
 Booth



Tyler Bowen
 Tight Ends
 Field



David Corley
 Wide Receivers
 Field



Matt Limegrover
 Run Game Coord./
 OL
 Field



Ja'Juan Seider
 Running Backs
 Field



Terry M. Smith
 Asst. Head Coach/
 CBs
 Field



Sean Spencer
 Assoc. Head Coach/
 Run Game Coord./DL
 Field

26 2018 PENN STATE FOOTBALL

NUMERICAL ROSTER (1-50)

NO.	NAME	POS.	CL./EL.	HT.	WT.	HIGH SCHOOL/COACH	HOMETOWN
1	Hamler, KJ	WR	So./Fr.	5-9	173	IMG Academy (Fla.)/Kevin Wright	Pontiac, Mich.
2	Johnson, Donovan	CB	So./Fr.	5-9	182	Cass Tech/Thomas Wilcher	Detroit, Mich.
2	Stevens, Tommy *	QB	Sr./Jr.	6-5	240	Decatur Central/Justin Dixson	Indianapolis, Ind.
3	Thompkins, DeAndre ***	WR	Gr./Sr.	5-11	188	Swansboro/Tim Laspada	Hubert, N.C.
4	Scott, Nick ***	S	Gr./Sr.	5-11	200	Fairfax/Kevin Simonds	Fairfax, Va.
4	Slade, Ricky	RB	Fr./Fr.	5-9	198	C.D. Hylton/Tony Lilly	Woodbridge, Va.
5	Castro-Fields, Tariq *	CB	So./ So.	6-0	186	Riverdale Baptist School/Caesar Nettles	Upper Marlboro, Md.
5	Dotson, Jahan	WR	Fr./Fr.	5-11	169	Nazareth Area/Tom Falzone	Nazareth, Pa.
6	Brown, Cam **	LB	Jr./Jr.	6-5	223	The Bullis School/Patrick Cilento	Burtonsville, Md.
6	Shorter, Justin	WR	Fr./Fr.	6-4	226	South Brunswick/Joe Goerge	Monmouth Junction, N.J.
7	Farmer, Koa ***	LB	Gr./Sr.	6-1	230	Notre Dame/Kevin Rooney	Lake View Terrace, Calif.
8	Allen, Mark *	RB	Gr./Sr.	5-6	184	DeMatha/Elijah Brooks	Hyattsville, Md.
9	McSorley, Trace ***	QB	Gr./Sr.	6-0	201	Briar Woods/Charlie Pierce	Ashburn, Va.
9	Miller, Jarvis **	LB	Sr./Jr.	6-2	223	Windsor Locks/Suffield/East Granby/Jason Qua	Suffield, Conn.
10	Polk, Brandon **	WR	Sr./Jr.	5-9	179	Briar Woods/Charlie Pierce	Ashburn, Va.
11	Parsons, Micah	LB	Fr./Fr.	6-3	240	Harrisburg/Calvin Everett	Harrisburg, Pa.
12	Hippenhammer, Mac	WR	So./Fr.	5-11	177	R. Nelson Snider/Kurt Tippmann	Fort Wayne, Ind.
13	Brooks, Ellis	LB	So./Fr.	6-1	233	Benedictine College Prep/Greg Lilly	Mechanicsville, Va.
13	Kline, Grayson	QB	Fr./Fr.	6-5	219	Warwick/Bob Locker	Sinking Spring, Pa.
14	Clifford, Sean	QB	So./Fr.	6-2	219	St. Xavier/Steve Specht	Cincinnati, Ohio
14	McPhearson, Zech *	CB	Jr./So.	5-11	188	Riverdale Baptist School/Caesar Nettles	Columbia, Md.
15	Shuster, Michael	QB	Jr./So.	6-2	209	Camp Hill/Frank Gay	Camp Hill, Pa.
16	Petrishen, John	S	Sr./Jr.	6-0	206	Pittsburgh Central Catholic/Terry Totten	Lower Burrell, Pa.
17	Levis, Will	QB	Fr./Fr.	6-3	226	Xavier/Andy Guyon	Madison, Conn.
17	Taylor, Garrett **	S	Sr./Jr.	6-0	203	St. Christopher's/Lance Clelland	Richmond, Va.
18	Holland, Jonathan **	TE/H	Sr./Jr.	6-4	252	The Bullis School/Patrick Cilento	Brandywine, Md.
18	Toney, Shaka *	DE	Jr./So.	6-3	241	Imhotep Charter/Albie Crosby	Philadelphia, Pa.
19	Gordon, Trent	CB	Fr./Fr.	5-11	184	Manvel/Kirk Martin	Spring, Texas
20	Thomas, Johnathan *	RB	Gr./Sr.	5-11	218	St. John's Prep/Jim O'Leary	Peabody, Mass.
21	Oruwariye, Amani ***	CB	Gr./Sr.	6-1	203	Gaither/Jason Stokes	Tampa, Fla.
23	Monroe, Ayron **	S	Sr./Jr.	5-11	206	St. John's College H.S./Joe Patterson	Largo, Md.
24	Brown, DJ	CB	So./Fr.	5-10	177	Creekside/Will Rogers	College Park, Ga.
24	Sanders, Miles **	RB	Jr./Jr.	5-11	215	Woodland Hills/George Novak	Pittsburgh, Pa.
25	Faison-Walden, Brelin	LB	So./Fr.	6-1	207	Grimsley/Darrel Brown	Greensboro, N.C.
26	Sutherland, Jonathan	S	So./Fr.	5-11	201	Episcopal (Va.)/Panos Voulgaris	Ottawa, Ont.
27	Hawkins, Aeneas	DT	Fr./Fr.	6-2	285	Moeller/John Rodenberg	Cincinnati, Ohio
27	Romano, Cody	S	Fr./Fr.	6-2	207	Blair Academy/Jim Saylor	Newton, N.J.
28	Oweh, Jayson	DE	Fr./Fr.	6-5	247	Blair Academy/Jim Saylor	Howell, N.J.
29	Fessler, Henry	WR	Fr./Fr.	5-10	170	Cathedral Prep/Mike Mischler	Erie, Pa.
29	Reid, John **	CB	Sr./Jr.	5-10	180	St. Joseph's Prep (Pa.)/Gabe Infante	Mount Laurel, N.J.
30	Givens, Kevin **	DT	Sr./Jr.	6-1	285	Altoona Area/John Franco	Altoona, Pa.
31	Welde, Christopher	CB	Sr./Jr.	5-7	170	Council Rock North/Adam Collachi	Newtown, Pa.
32	Brown, Journey	RB	So./Fr.	5-11	205	Meadville/Ray Collins	Meadville, Pa.
33	Cooper, Jake ***	LB	Sr./Sr.	6-1	234	Archbishop Wood/Steve Devlin	Doylestown, Pa.
33	Holmes, C.J.	RB	So./So.	6-0	215	Notre Dame/Brian Kelly	Hamden, Conn.
34	Simmons, Shane *	DE	Jr./So.	6-3	250	DeMatha/Elijah Brooks	Laurel, Md.
35	Neff, Justin	S	So./Fr.	6-1	193	Central Mountain/James Renninger	Mill Hall, Pa.
36	Johnson, Jan	LB	Gr./Jr.	6-2	234	Governor Mifflin/Dominic Vecchio	Mohnton, Pa.
37	Hartlaub, Drew	S	So./Fr.	5-11	179	South Western/Chris Heilman	Hanover, Pa.
38	Wade, Lamont *	S	So./So.	5-9	194	Clairton/Wayne Wade	Clairton, Pa.
39	Di Leo, Frank	LB	Sr./Jr.	5-9	225	Saint Ignatius College Prep/John O'Connor	Elmhurst, Ill.
40	Eury, Nick	RB	Jr./So.	5-9	204	Lake-Lehman/Jerry Gilsky	Shavertown, Pa.
40	Luketa, Jesse	LB	Fr./Fr.	6-3	236	Mercyhurst Prep (Pa.)/Jeff Root	Ottawa, Ont.
41	Arcangelo, Joe	TE/H	Sr./Jr.	6-4	259	Abington Heights/Joe Repshis	Clarks Summit, Pa.
41	Darien, Dae'Lun *	LB	Jr./So.	6-4	223	Dunbar/Lawrence Smith	Baltimore, Md.
43	Baker, Trevor	TE/H	So./Fr.	6-3	220	Lewis S. Mills (Conn.)/Jose Santana	Easton, Pa.
42	Jordan, Ellison *	DT	Jr./So.	6-0	291	Gilman School/Biff Poggi	Upper Marlboro, Md.
44	Pica, Cameron	WR	So./Fr.	6-2	210	Hickory/Bill Brest	Hermitage, Pa.
45	Katshir, Charlie	LB	Fr./Fr.	6-3	220	Cumberland Valley/Michael Whitehead	Camp Hill, Pa.
46	Tarburton, Nick	DE	Fr./Fr.	6-3	246	Pennridge/Jeff Hollenbach	Green Lane, Pa.
48	Miller, Shareef **	DE	Sr./Jr.	6-5	260	George Washington/Ronald Cohen	Philadelphia, Pa.
49	Joseph, Daniel	DE	Jr./So.	6-3	253	Lake Forest Academy (Ill.)/Robin Bowkett	Brampton, Ont.
49	Pollard, Cade	P	Fr./Fr.	5-11	207	Samuel V. Boerne Champion/Keith Kaiser	Boerne, Texas
50	Chizmar, Max	LB	So./Fr.	6-2	222	Mars Area/Scott Heinauer	Mars, Pa.
50	Knutsson, Will	OL	Fr./Fr.	6-2	307	McDonogh School/Dom Damico	Fredericksburg, Va.

NUMERICAL ROSTER (51-99)

NO.	NAME	POS.	CL./EL.	HT.	WT.	HIGH SCHOOL/COACH	HOMETOWN
51	Gellerstedt, Alex *	OL	Jr./So.	6-6	311	Dublin Coffman/Mark Crabtree	Dublin, Ohio
51	Vranic, Jason	LB	5th/Sr.	6-0	224	Erie C.C./Scott Pilkey	Wheatfield, N.Y.
52	Bates, Ryan **	OL	Sr./Jr.	6-4	302	Archbishop Wood/Steve Devlin	Warrington, Pa.
53	Hansard, Fred	DT	So./Fr.	6-3	316	The Hun School/Todd Smith	Burlington, N.J.
53	Walker, Rasheed	OL	Fr./Fr.	6-6	308	North Point/Tom Petre	Waldorf, Md.
54	Windsor, Robert **	DT	Sr./Jr.	6-4	295	Fond Du Lac/Mike Gnewuch	Fond Du Lac, Wis.
55	Shelton, Antonio	DT	Jr./So.	6-2	310	Westerville-North/Rodger Elander	Westerville, Ohio
58	Presta, Evan	DT	So./Fr.	6-3	279	Cathedral Prep/Mike Mischler	Erie, Pa.
59	Konigus, Kaleb	OL	Fr./Fr.	6-2	300	Lake-Lehman/Jerry Gilsky	Lehman, Pa.
62	Menet, Michal *	OL	Jr./So.	6-4	298	Exeter Township Senior/Matt Bauer	Birdsboro, Pa.
63	DeBoef, Collin	OL	Fr./Fr.	6-5	255	State College Area/Matt Lintal	State College, Pa.
64	Simpson, Zach **	OL	Sr./Jr.	6-3	290	Hollidaysburg Area/Homer DeLattre	Hollidaysburg, Pa.
66	McGovern, Connor **	OL	Jr./Jr.	6-5	323	Lake-Lehman/Jerry Gilsky	Larksville, Pa.
68	Kelly, Hunter	OL/DL	Jr./So.	6-2	305	Neshaminy/Steve Wilmot	Langhorne, Pa.
69	Thorpe, C.J.	OL/DL	So./Fr.	6-3	328	Central Catholic/Terry Totten	Glenshaw, Pa.
70	Scruggs, Juice	OL	Fr./Fr.	6-3	278	Cathedral Prep (Pa.)/Michael Mischler	Ashtabula, Ohio
71	Fries, Will *	OL	Jr./So.	6-6	306	Cranford/Erik Rosenmeier	Cranford, N.J.
72	Effner, Bryce	OL	Fr./Fr.	6-5	272	Metea Valley/Ben Kleinhans	Aurora, Ill.
73	Miranda, Mike	OL	So./Fr.	6-3	298	Stow-Munroe Falls/Mark Nori	Stow, Ohio
74	Gonzalez, Steven **	OL	Sr./Jr.	6-4	325	Union City/Wil Valdez	Union City, N.J.
75	Holmes, Des	OL	So./Fr.	6-5	322	Cardinal O'Hara/BJ Hogan	Norristown, Pa.
76	Jenkins, Sterling	OL	Sr./Jr.	6-8	334	Baldwin/Pete Wagner	Pittsburgh, Pa.
77	Wright, Chasz ***	OL	Gr./Sr.	6-7	353	Milford Academy/Bill Chaplick	Woodbridge, Va.
79	Shuman, Charlie	OL	Gr./Sr.	6-8	324	Pittsford Sutherland/Keith Molinich	Pittsford, N.Y.
80	Dalton, Danny	TE/H	Jr./So.	6-4	247	Marshfield/Lou Silva	Marshfield, Mass.
80	Weller, Justin	WR	So./Fr.	6-0	192	Wilson/Doug Dahms	Sinking Spring, Pa.
81	Sullivan-Brown, Cam	WR	So./Fr.	6-0	188	Saint Vincent Pallotti/Ian Thomas	Bowie, Md.
82	Kuntz, Zack	TE/H	Fr./Fr.	6-7	235	Camp Hill/Tim Bigelow	Camp Hill, Pa.
82	Shoop, Tyler	WR	Sr./Jr.	5-11	183	Father Ryan/Bruce Lussier	Nashville, Tenn.
83	Bowers, Nick	TE/H	Sr./Jr.	6-4	260	Kittanning Senior/Frank Fabian	Kittanning, Pa.
83	Hoentstine, Alex	WR	So./Fr.	6-1	189	Central/Dave Baker	East Freedom, Pa.
84	Johnson, Juwan **	WR	Sr./Jr.	6-4	225	Glassboro/Mark Maccarone	Glassboro, N.J.
85	Lutz, Isaac	WR	Jr./So.	5-11	186	Berks Catholic/Rick Keeley	Reading, Pa.
86	George, Daniel	WR	Fr./Fr.	6-2	220	Oxon Hill/Craig Jefferies	Fort Washington, Md.
87	Freiermuth, Pat	TE/H	Fr./Fr.	6-5	258	Brooks School/Patrick Foley	Merrimac, Mass.
88	Chisena, Dan	WR	Sr./Jr.	6-3	208	Downingtown-East/Michael Matta	Downingtown, Pa.
88	Culpepper, Judge	DT	Fr./Fr.	6-4	282	H.B. Plant/Robert Weiner	Tampa, Fla.
89	Clark, Brandon	WR	Fr./Fr.	6-4	195	State College Area/Matt Lintal	State College, Pa.
89	Maxwell, Colton	WR	Jr./So.	6-0	185	Northampton/Mark Scisly	Northampton, Pa.
90	Barber, Damion	DT	So./Fr.	6-3	283	Harrisburg/Calvin Everett	Harrisburg, Pa.
90	Checa, Rafael	K	Fr./Fr.	6-2	205	St. John's College H.S./Joe Casamento	Chevy Chase, Md.
91	Stoll, Chris	SN	So./Fr.	6-2	257	St. Francis DeSales/Ryan Wiggins	Westerville, Ohio
92	Pinegar, Jake	K	Fr./Fr.	6-2	197	Ankeny Centennial/Jerry Pezzetti	Ankeny, Iowa
93	Gillikin, Blake **	P/K	Jr./Jr.	6-2	192	The Westminster Schools/Gerry Romberg	Smyrna, Ga.
93	Mustipher, PJ	DT	Fr./Fr.	6-4	300	McDonogh School/Dom Damico	Owings Mills, Md.
94	Calcagno, Joe	SN	So./Fr.	6-0	242	Fenwick/Gene Nudo	Elmhurst, Ill.
95	Dix, Donnell	DE	Sr./Sr.	5-10	226	Wicomico/Patrick McGlinchey	Salisbury, Md.
95	Hilling, Vlad	K	Fr./Fr.	5-10	217	Hollidaysburg/Homer Delatre	Hollidaysburg, Pa.
96	Aloni, Matt	SN	Fr./Fr.	6-1	247	Plainedge/Rob Shaver	Farmingdale, N.Y.
96	Vasey, Kyle *	SN	5th/Sr.	6-2	231	Wallenpaupack/Mark Watson	Lackawaxen, Pa.
97	Landis, Carson	K/P	So./Fr.	6-2	195	Emmaus/Harold Fairclough	Macungie, Pa.
98	Cahill, Kevin	SN	Fr./Fr.	6-3	212	Summit/Kevin Kostibos	Summit, N.J.
98	Vasey, Dan	DL/SN	So./Fr.	6-4	242	Wallenpaupack/Mark Watson	Lackawaxen, Pa.
99	Gross-Matos, Yetur *	DE	So./So.	6-5	259	Chancellor/Bob Oliver	Spotsylvania, Va.
99	Tobin, Justin	K	Jr./So.	6-2	191	Neshaminy/--	Langhorne, Pa.

* - Letters won

^ - 5th-year senior

28 2018 PENN STATE FOOTBALL

ALPHABETICAL ROSTER (A-K)

NO.	NAME	POS.	CL./EL.	HT.	WT.	HIGH SCHOOL/COACH	HOMETOWN
8	Allen, Mark *	RB	Gr./Sr.	5-6	184	DeMatha/Elijah Brooks	Hyattsville, Md.
96	Aloni, Matt	SB	Fr./Fr.	6-1	247	Plainedge/Rob Shaver	Farmingdale, N.Y.
41	Arcangelo, Joe	TE/H	Sr./Jr.	6-4	259	Abington Heights/Joe Repshis	Clarks Summit, Pa.
43	Baker, Trevor	TE/H	So./Fr.	6-3	220	Lewis S. Mills (Conn.)/Jose Santana	Easton, Pa.
90	Barber, Damion	DT	So./Fr.	6-3	283	Harrisburg/Calvin Everett	Harrisburg, Pa.
52	Bates, Ryan **	OL	Sr./Jr.	6-4	302	Archbishop Wood/Steve Devlin	Warrington, Pa.
83	Bowers, Nick	TE/H	Sr./Jr.	6-4	260	Kittanning Senior/Frank Fabian	Kittanning, Pa.
13	Brooks, Ellis	LB	So./Fr.	6-1	233	Benedictine College Prep/Greg Lilly	Mechanicsville, Va.
6	Brown, Cam **	LB	Jr./Jr.	6-5	223	The Bullis School/Patrick Cilento	Burtonsville, Md.
24	Brown, DJ	CB	So./Fr.	5-10	177	Creekside/Will Rogers	College Park, Ga.
32	Brown, Journey	RB	So./Fr.	5-11	205	Meadville/Ray Collins	Meadville, Pa.
98	Cahill, Kevin	SN	Fr./Fr.	6-3	212	Summit/Kevin Kostibos	Summit, N.J.
94	Calcagno, Joe	SN	So./Fr.	6-0	242	Fenwick/Gene Nudo	Elmhurst, Ill.
5	Castro-Fields, Tariq *	CB	So./So.	6-0	186	Riverdale Baptist School/Caesar Nettles	Upper Marlboro, Md.
90	Checa, Rafael	K	Fr./Fr.	6-2	205	St. John's College H.S./Joe Casamento	Chevy Chase, Md.
88	Chisena, Dan	WR	Sr./Jr.	6-3	208	Downingtown-East/Michael Matta	Downingtown, Pa.
50	Chizmar, Max	LB	So./Fr.	6-2	222	Mars Area/Scott Heinauer	Mars, Pa.
89	Clark, Brandon	WR	Fr./Fr.	6-4	195	State College Area/Matt Lintal	State College, Pa.
14	Clifford, Sean	QB	So./Fr.	6-2	219	St. Xavier/Steve Specht	Cincinnati, Ohio
33	Cooper, Jake ***	LB	Sr./Sr.	6-1	234	Archbishop Wood/Steve Devlin	Doylestown, Pa.
88	Culpepper, Judge	DT	Fr./Fr.	6-4	282	H.B. Plant/Robert Weiner	Tampa, Fla.
80	Dalton, Danny	TE/H	Jr./So.	6-4	247	Marshfield/Lou Silva	Marshfield, Mass.
41	Darien, Dae'Lun *	LB	Jr./So.	6-4	223	Dunbar/Lawrence Smith	Baltimore, Md.
63	DeBoef, Collin	OL	Fr./Fr.	6-5	255	State College Area/Matt Lintal	State College, Pa.
39	Di Leo, Frank	LB	Sr./Jr.	5-9	225	Saint Ignatius College Prep/John O'Connor	Elmhurst, Ill.
95	Dix, Donnell	DE	Sr./Sr.	5-10	226	Wicomico/Patrick McGlinchey	Salisbury, Md.
5	Dotson, Jahan	WR	Fr./Fr.	5-11	169	Nazareth Area/Tom Falzone	Nazareth, Pa.
72	Effner, Bryce	OL	Fr./Fr.	6-5	272	Metea Valley/Ben Kleinhans	Aurora, Ill.
40	Eury, Nick	RB	Jr./So.	5-9	204	Lake-Lehman/Jerry Gilsky	Shavertown, Pa.
25	Faison-Walden, Brelin	LB	So./Fr.	6-1	207	Grimsley/Darrel Brown	Greensboro, N.C.
7	Farmer, Koa ***	LB	Gr./Sr.	6-1	230	Notre Dame/Kevin Rooney	Lake View Terrace, Calif.
29	Fessler, Henry	WR	Fr./Fr.	5-10	170	Cathedral Prep/Mike Mischler	Erie, Pa.
87	Freiermuth, Pat	TE/H	Fr./Fr.	6-5	258	Brooks School/Patrick Foley	Merrimac, Mass.
71	Fries, Will *	OL	Jr./So.	6-6	306	Cranford/Erik Rosenmeier	Cranford, N.J.
51	Gellerstedt, Alex *	OL	Jr./So.	6-6	311	Dublin Coffman/Mark Crabtree	Dublin, Ohio
86	George, Daniel	WR	Fr./Fr.	6-2	220	Oxon Hill/Craig Jefferies	Fort Washington, Md.
93	Gillikin, Blake **	P/K	Jr./Jr.	6-2	192	The Westminster Schools/Gerry Romberg	Smyrna, Ga.
30	Givens, Kevin **	DT	Sr./Jr.	6-1	285	Altoona Area/John Franco	Altoona, Pa.
74	Gonzalez, Steven **	OL	Sr./Jr.	6-4	325	Union City/Wil Valdez	Union City, N.J.
19	Gordon, Trent	CB	Fr./Fr.	5-11	184	Manvel/Kirk Martin	Spring, Texas
99	Gross-Matos, Yetur *	DE	So./So.	6-5	259	Chancellor/Bob Oliver	Spotsylvania, Va.
1	Hamler, KJ	WR	So./Fr.	5-9	173	IMG Academy (Fla.)/Kevin Wright	Pontiac, Mich.
53	Hansard, Fred	DT	So./Fr.	6-3	316	The Hun School/Todd Smith	Burlington, N.J.
37	Hartlaub, Drew	S	So./Fr.	5-11	179	South Western/Chris Heilman	Hanover, Pa.
27	Hawkins, Aeneas	DT	Fr./Fr.	6-2	285	Moeller/John Rodenberg	Cincinnati, Ohio
95	Hilling, Vlad	K	Fr./Fr.	5-10	217	Holidaysburg/Homer Delatre	Holidaysburg, Pa.
12	Hippenhammer, Mac	WR	So./Fr.	5-11	177	R. Nelson Snider/Kurt Tippmann	Fort Wayne, Ind.
83	Hoestine, Alex	WR	So./Fr.	6-1	189	Central/Dave Baker	East Freedom, Pa.
18	Holland, Jonathan **	TE/H	Sr./Jr.	6-4	252	The Bullis School/Patrick Cilento	Brandywine, Md.
33	Holmes, C.J.	RB	So./So.	6-0	215	Notre Dame/Brian Kelly	Hamden, Conn.
75	Holmes, Des	OL	So./Fr.	6-5	322	Cardinal O'Hara/BJ Hogan	Norristown, Pa.
76	Jenkins, Sterling	OL	Sr./Jr.	6-8	334	Baldwin/Pete Wagner	Pittsburgh, Pa.
2	Johnson, Donovan	CB	So./Fr.	5-9	182	Cass Tech/Thomas Wilcher	Detroit, Mich.
36	Johnson, Jan	LB	Gr./Jr.	6-2	234	Governor Mifflin/Dominic Vecchio	Mohnton, Pa.
84	Johnson, Juwan **	WR	Sr./Jr.	6-4	225	Glassboro/Mark Maccarone	Glassboro, N.J.
42	Jordan, Ellison *	DT	Jr./So.	6-0	291	Gilman School/Biff Poggi	Upper Marlboro, Md.
49	Joseph, Daniel	DE	Jr./So.	6-3	253	Lake Forest Academy (Ill.)/Robin Bowkett	Brampton, Ont.
45	Katshir, Charlie	LB	Fr./Fr.	6-3	220	Cumberland Valley/Michael Whitehead	Camp Hill, Pa.
68	Kelly, Hunter	OL/DL	Jr./So.	6-2	305	Neshaminy/Steve Wilmot	Langhorne, Pa.
13	Kline, Grayson	QB	Fr./Fr.	6-5	219	Warwick/Bob Locker	Sinking Spring, Pa.
50	Knutsson, Will	OL	Fr./Fr.	6-2	307	McDonogh School/Dom Damico	Fredericksburg, Va.
59	Konigus, Kaleb	OL	Fr./Fr.	6-2	300	Lake-Lehman/Jerry Gilsky	Lehman, Pa.
82	Kuntz, Zack	TE/H	Fr./Fr.	6-7	235	Camp Hill/Tim Bigelow	Camp Hill, Pa.

ALPHABETICAL ROSTER (L-Z)

NO.	NAME	POS.	CL./EL.	HT.	WT.	HIGH SCHOOL/COACH	HOMETOWN
97	Landis, Carson	K/P	So./Fr.	6-2	195	Emmaus/Harold Fairclough	Macungie, Pa.
17	Levis, Will	QB	Fr./Fr.	6-3	226	Xavier/Andy Guyon	Madison, Conn.
40	Luketa, Jesse	LB	Fr./Fr.	6-3	236	Mercyhurst Prep (Pa.)/Jeff Root	Ottawa, Ont.
85	Lutz, Isaac	WR	Jr./So.	5-11	186	Berks Catholic/Rick Keeley	Reading, Pa.
89	Maxwell, Colton	WR	Jr./So.	6-0	185	Northampton/Mark Scisly	Northampton, Pa.
66	McGovern, Connor **	OL	Jr./Jr.	6-5	323	Lake-Lehman/Jerry Gilsky	Larksville, Pa.
14	McPhearson, Zech *	CB	Jr./So.	5-11	188	Riverdale Baptist School/Caesar Nettles	Columbia, Md.
9	McSorley, Trace ***	QB	Gr./Sr.	6-0	201	Briar Woods/Charlie Pierce	Ashburn, Va.
62	Menet, Michal *	OL	Jr./So.	6-4	298	Exeter Township Senior/Matt Bauer	Birdsboro, Pa.
9	Miller, Jarvis **	LB	Sr./Jr.	6-2	223	Windsor Locks/Suffield/East Granby/Jason Qua	Suffield, Conn.
48	Miller, Shareef **	DE	Sr./Jr.	6-5	260	George Washington/Ronald Cohen	Philadelphia, Pa.
73	Miranda, Mike	OL	So./Fr.	6-3	298	Stow-Munroe Falls/Mark Nori	Stow, Ohio
23	Monroe, Ayron **	S	Sr./Jr.	5-11	206	St. John's College H.S./Joe Patterson	Largo, Md.
93	Mustipher, PJ	DT	Fr./Fr.	6-4	300	McDonogh School/Dom Damico	Owings Mills, Md.
35	Neff, Justin	S	So./Fr.	6-1	193	Central Mountain/James Renninger	Mill Hall, Pa.
21	Oruwariye, Amani ***	CB	Gr./Sr.	6-1	203	Gaither/Jason Stokes	Tampa, Fla.
28	Oweh, Jayson	DE	Fr./Fr.	6-5	247	Blair Academy/Jim Saylor	Howell, N.J.
11	Parsons, Micah	LB	Fr./Fr.	6-3	240	Harrisburg/Calvin Everett	Harrisburg, Pa.
16	Petrishen, John	S	Sr./Jr.	6-0	206	Pittsburgh Central Catholic/Terry Totten	Lower Burrell, Pa.
44	Pica, Cameron	WR	So./Fr.	6-2	210	Hickory/Bill Brest	Hermitage, Pa.
92	Pinegar, Jake	K	Fr./Fr.	6-2	197	Ankeny Centennial/Jerry Pezzetti	Ankeny, Iowa
10	Polk, Brandon **	WR	Sr./Jr.	5-9	179	Briar Woods/Charlie Pierce	Ashburn, Va.
49	Pollard, Cade	P	Fr./Fr.	5-11	207	Samuel V. Boerne Champion/Keith Kaiser	Boerne, Texas
58	Presta, Evan	DT	So./Fr.	6-3	279	Cathedral Prep/Mike Mischler	Erie, Pa.
29	Reid, John **	CB	Sr./Jr.	5-10	180	St. Joseph's Prep (Pa.)/Gabe Infante	Mount Laurel, N.J.
27	Romano, Cody	S	Fr./Fr.	6-2	207	Blair Academy/Jim Saylor	Newton, N.J.
24	Sanders, Miles **	RB	Jr./Jr.	5-11	215	Woodland Hills/George Novak	Pittsburgh, Pa.
4	Scott, Nick ***	S	Gr./Sr.	5-11	200	Fairfax/Kevin Simonds	Fairfax, Va.
70	Scruggs, Juice	OL	Fr./Fr.	6-3	278	Cathedral Prep (Pa.)/Michael Mischler	Ashtabula, Ohio
55	Shelton, Antonio	DT	Jr./So.	6-2	310	Westerville-North/Rodger Elander	Westerville, Ohio
82	Shoop, Tyler	WR	Sr./Jr.	5-11	183	Father Ryan/Bruce Lussier	Nashville, Tenn.
6	Shorter, Justin	WR	Fr./Fr.	6-4	226	South Brunswick/Joe Goerge	Monmouth Junction, N.J.
79	Shuman, Charlie	OL	Gr./Sr.	6-8	324	Pittsford Sutherland/Keith Molinich	Pittsford, N.Y.
15	Shuster, Michael	QB	Jr./So.	6-2	209	Camp Hill/Frank Gay	Camp Hill, Pa.
34	Simmons, Shane *	DE	Jr./So.	6-3	250	DeMatha/Elijah Brooks	Laurel, Md.
64	Simpson, Zach **	OL	Sr./Jr.	6-3	290	Holidaysburg Area/Homer DeLattre	Holidaysburg, Pa.
4	Slade, Ricky	RB	Fr./Fr.	5-9	198	C.D. Hylton/Tony Lilly	Woodbridge, Va.
2	Stevens, Tommy *	QB	Sr./Jr.	6-5	240	Decatur Central/Justin Dixon	Indianapolis, Ind.
91	Stoll, Chris	SN	So./Fr.	6-2	257	St. Francis DeSales/Ryan Wiggins	Westerville, Ohio
81	Sullivan-Brown, Cam	WR	So./Fr.	6-0	188	Saint Vincent Pallotti/Ian Thomas	Bowie, Md.
26	Sutherland, Jonathan	S	So./Fr.	5-11	201	Episcopal (Va.)/Panos Voulgaris	Ottawa, Ont.
46	Tarburton, Nick	DE	Fr./Fr.	6-3	246	Pennridge/Jeff Hollenbach	Green Lane, Pa.
17	Taylor, Garrett **	S	Sr./Jr.	6-0	203	St. Christopher's/Lance Clelland	Richmond, Va.
20	Thomas, Johnathan *	RB	Gr./Sr.	5-11	218	St. John's Prep/Jim O'Leary	Peabody, Mass.
3	Thompkins, DeAndre ***	WR	Gr./Sr.	5-11	188	Swansboro/Tim Laspada	Hubert, N.C.
69	Thorpe, C.J.	OL/DL	So./Fr.	6-3	328	Central Catholic/Terry Totten	Glenshaw, Pa.
99	Tobin, Justin	K	Jr./So.	6-2	191	Neshaminy/--	Langhorne, Pa.
18	Toney, Shaka *	DE	Jr./So.	6-3	241	Imhotep Charter/Albie Crosby	Philadelphia, Pa.
98	Vasey, Dan	DL/SN	So./Fr.	6-4	242	Wallenpaupack/Mark Watson	Lackawaxen, Pa.
96	Vasey, Kyle *	SN	5th/Sr.	6-2	231	Wallenpaupack/Mark Watson	Lackawaxen, Pa.
51	Vranic, Jason	LB	5th/Sr.	6-0	224	Erie C.C./Scott Pilkey	Wheatfield, N.Y.
38	Wade, Lamont *	S	So./So.	5-9	194	Clairton/Wayne Wade	Clairton, Pa.
53	Walker, Rasheed	OL	Fr./Fr.	6-6	308	North Point/Tom Petre	Waldorf, Md.
31	Welde, Christopher	CB	Sr./Jr.	5-7	170	Council Rock North/Adam Collachi	Newtown, Pa.
80	Weller, Justin	WR	So./Fr.	6-0	192	Wilson/Doug Dahms	Sinking Spring, Pa.
54	Windsor, Robert **	DT	Sr./Jr.	6-4	295	Fond Du Lac/Mike Gnewuch	Fond Du Lac, Wis.
77	Wright, Chasz ***	OL	Gr./Sr.	6-7	353	Milford Academy/Bill Chaplick	Woodbridge, Va.

* - Letters won

^ - 5th-year senior

30 2018 PENN STATE FOOTBALL

RECORD WATCH

RUSHING

RUSHING YARDAGE, CAREER			
1.	3932	Evan Royster	2007-10
2.	3843	Saquon Barkley	2015-17
...			
19.	2002	Franco Harris	1969-71
20.	1756	Richie Anderson	1989-92
21.	1694	Mike Archie	1992-95
22.	1678	Silas Redd	2010-11
23.	1657	Rodney Kinlaw	2004-07
	1657	Bill Belton	2011-14
25.	1637	Michael Robinson, QB	2002-05
26.	1622	Trace McSorley, QB	2015-pres.
27.	1598	Miles Sanders	2016-pres.
28.	1496	Fran Rogel	1947-49
29.	1485	Roger Kochman	1959-62
30.	1480	Bob Campbell	1966-68
31.	1422	Tom Donchez	1971-74

RUSHING YARDAGE, SEASON			
1.	2087	Larry Johnson	2002
2.	1567	Lydell Mitchell	1971
3.	1539	Ki-Jana Carter	1994
4.	1522	John Cappelletti	1973
5.	1496	Saquon Barkley	2016
6.	1414	Blair Thomas	1987
7.	1386	Tony Hunt	2006
8.	1363	Curtis Enis	1997
9.	1341	Blair Thomas	1989
10.	1329	Rodney Kinlaw	2007
11.	1271	Saquon Barkley	2017
12.	1241	Silas Redd	2011
13.	1236	Evan Royster	2008
14.	1223	Miles Sanders	2018
15.	1210	Curtis Enis	1996
16.	1169	Evan Royster	2009
17.	1117	John Cappelletti	1972
18.	1082	Lenny Moore	1954
19.	1076	Saquon Barkley	2015
20.	1047	Tony Hunt	2005
21.	1044	Curt Warner	1981
22.	1041	Curt Warner	1982
23.	1026	Ki-Jana Carter	1993
24.	1014	Evan Royster	2010
25.	1002	D.J. Dozier	1983
26.	1000	Zach Zwinak	2012

RUSHING TOUCHDOWNS, CAREER			
1.	43	Saquon Barkley	2015-17
2.	38	Lydell Mitchell	1969-71
3.	36	Curtis Enis	1995-97
4.	34	Ki-Jana Carter	1992-94
5.	30	Charlie Pittman	1967-69
6.	29	John Cappelletti	1972-73
29	29	Richie Anderson	1989-92
29	29	Evan Royster	2007-10
29	Trace McSorley, QB	2015-pres.	
10.	26	Matt Suhey	1976-79
26	26	Larry Johnson	1999-2002

RUSHING TOUCHDOWNS, SEASON			
1.	26	Lydell Mitchell	1971
2.	23	Ki-Jana Carter	1994
3.	20	Larry Johnson	2002
4.	19	Curtis Enis	1997
5.	18	Richie Anderson	1992
18	18	Saquon Barkley	2016
18	18	Saquon Barkley	2017
8.	17	John Cappelletti	1973
9.	14	Charlie Pittman	1968
10.	13	Bill McCleary	1907
13	13	Harry Robb	1917
13	13	Curtis Enis	1996
13.	12	John Cappelletti	1972
12	12	Evan Royster	2008
12	12	Zach Zwinak	2013
16.	11	Lenny Moore	1954
11	11	Blair Thomas	1987
11	11	Michael Robinson, QB	2005
11	11	Tony Hunt	2006
11	11	Trace McSorley, QB	2017
11	Trace McSorey, QB	2018	
--	9	Miles Sanders	2018

RUSHING YARDAGE, CAREER (QB)			
1.	1637	Michael Robinson	2002-05
2.	1622	Trace McSorley	2015-pres.
3.	670	Rashard Casey	1997-2000
4.	667	John Hufnagel	1970-72
5.	625	Richie Lucas	1957-59
6.	619	Daryll Clark	2006-09
7.	584	Zack Mills	2001-04
8.	506	Tommy Stevens	2016-pres.
9.	319	Pete Liske	1961-63
10.	318	Allen Hall	1959-61

* - Hoak was a running back in 1958-59

RUSHING YARDAGE, SEASON (QB)			
1.	806	Michael Robinson	2005
2.	723	Trace McSorley	2018
3.	491	Trace McSorley	2017
4.	396	Michael Robinson	2003
5.	365	Trace McSorley	2016
6.	346	John Hufnagel	1971
7.	325	Richie Lucas	1959
8.	315	Rashard Casey	2000
9.	290	Rashard Casey	1999
10.	284	Dick Hoak	1960
11.	282	Daryll Clark	2008
12.	263	Michael Robinson	2002
13.	255	Pete Liske	1962
14.	234	Richie Lucas	1958
15.	211	Daryll Clark	2009
16.	201	Zack Mills	2002
17.	198	Tommy Stevens	2016
18.	190	Tommy Stevens	2017
19.	187	Zack Mills	2001
20.	179	Doug Strang	1984
--	110	Tommy Stevens	2018

RUSHING YARDAGE, GAME (QB)			
1.	250	Eugene "Shorty" Miller	1913 Carnegie Tech
2.	175	Trace McSorley	2018 Ohio State
3.	156	Chuck Peters	1938 Syracuse
4.	138	Zack Mills	2001 Ohio State
5.	125	Michael Robinson	2005 Wisconsin
6.	122	Steve Rollins	1938 Syracuse
7.	113	Tony Sacca	1990 Pittsburgh
	113	Tommy Stevens	2017 Maryland
9.	112	Michael Robinson	2005 Minnesota
10.	107	Trace McSorley	2018 Indiana

RUSHING TOUCHDOWNS, CAREER (QB)			
1.	29	Trace McSorley	2015-pres.
2.	22	Daryll Clark	2007-09
3.	20	Michael Robinson	2002-05
4.	13	John Hufnagel	1970-72
5.	11	Zack Mills	2001-04
6.	10	Todd Blackledge	1980-82
10	10	Rashard Casey	1997-2000
8.	8	Doug Strang	1981-84
8	Tommy Stevens	2015-pres.	
10.	7	Matt McGloin	2009-12
7	7	John Shaffer	1983-86

RUSHING TOUCHDOWNS, SEASON (QB)			
1.	11	Michael Robinson	2005
11	11	Trace McSorley	2017
11	Trace McSorley	2018	
4.	10	Daryll Clark	2008
5.	7	Daryll Clark	2009
7	7	Trace McSorley	2016
7.	6	Richie Lucas	1958
6	6	Richie Lucas	1959
6	6	John Hufnagel	1972
6	6	Michael Robinson	2002
11.	5	Tom Sherman	1966
5	5	Todd Blackledge	1981
5	5	Doug Strang	1983
5	5	Rashard Casey	1999
5	5	Rashard Casey	2000
5	5	Matt McGloin	2012
--	2	Tommy Stevens	2018

PASSING

PASSING YARDS, CAREER BIG TEN			
1.	11792	Drew Brees, PUR	1997-2000
2.	11163	Curtis Painter, PUR	2005-08
3.	10917	Adam Weber, MIN	2007-10
4.	10580	Brett Basanez, NU	2002-05
5.	10490	Clayton Thorson, NU	2015-pres.
6.	9883	Mark Herrmann, PUR	1977-80
7.	9715	Chad Henne, MICH	2004-07
8.	9671	Chuck Long, IOWA	1981-85
9.	9653	Trace McSorley, PSU	2015-pres.
10.	9434	J.T. Barrett, OSU	2014-17

PASSING YARDS, CAREER			
1.	9653	Trace McSorley	2015-pres.
2.	8457	Christian Hackenberg	2013-15
3.	7212	Zack Mills	2001-04
4.	6390	Matt McGloin	2009-12
5.	5869	Tony Sacca	1988-91
6.	5742	Daryll Clark	2006-09
7.	5382	Chuck Fusina	1975-78
8.	5304	Kerry Collins	1991-94
9.	5275	Anthony Morelli	2004-07
10.	4812	Todd Blackledge	1980-82

PASSING YARDS, SEASON			
1.	3614	Trace McSorley	2016
2.	3570	Trace McSorley	2017
3.	3271	Matt McGloin	2012
4.	3003	Daryll Clark	2009
5.	2977	Christian Hackenberg	2014
6.	2955	Christian Hackenberg	2013
7.	2679	Kerry Collins	1994
8.	2651	Anthony Morelli	2007
9.	2592	Daryll Clark	2008
10.	2525	Christian Hackenberg	2015
11.	2488	Tony Sacca	1991
12.	2424	Anthony Morelli	2006
13.	2417	Zack Mills	2002
14.	2350	Michael Robinson	2005
15.	2284	Trace McSorley	2018

PASSING YARDAGE, GAME			
1.	454	Christian Hackenberg vs. UCF	2014
2.	399	Zack Mills vs. Iowa	2002
3.	395	Matt McGloin vs. Indiana	2012
4.	384	Trace McSorley vs. Wisconsin	2016
5.	381	Trace McSorley at Michigan State	2017
6.	379	Michael Robinson vs. Wisconsin	2003
7.	376	Trace McSorley vs. Michigan State	2016
8.	371	Christian Hackenberg vs. Boston Coll.	2014
9.	366	Mike McQueary vs. Pittsburgh	1997
10.	358	Todd Blackledge at Miami (Fla.)	1981
11.	353	Daryll Clark vs. Akron	2009
12.	352	Kerry Collins at Michigan State	1993
13.	342	Trace McSorley vs. Washington	2017
14.	341	Daryll Clark vs. Michigan State	2008
15.	340	Christian Hackenberg at Indiana	2013
16.	339	Christian Hackenberg at Wisconsin	2013
17.	335	Trace McSorley vs. Minnesota	2016
18.	332	Trace McSorley at Pitt	2016
	332	Trace McSorley at Indiana	2016
20.	328	Kerry Collins vs. Rutgers	1994
21.	327	Matt McGloin vs. Ohio State	2012
22.	325	Trace McSorley vs. Nebraska	2017
23.	321	Matt McGloin at Purdue	2012
24.	319	Christian Hackenberg vs. Akron	2014
25.	318	Matt McGloin vs. Temple	2012
26.	317	Kerry Collins at BYU	1992
27.	315	Chuck Fusina at NC State	1977
	315	Matt McGloin vs. Indiana	2010
	315	Christian Hackenberg vs. Maryland	2015
	315	Trace McSorley vs. Indiana	2017
31.	312	Matt McGloin vs. Michigan State	2010
32.	311	Christian Hackenberg vs. E. Michigan	2013
33.	310	Daryll Clark at Michigan State	2009
34.	309	Christian Hackenberg at Rutgers	2014
	309	Trace McSorley vs. Georgia State	2017
36.	305	Christian Hackenberg vs. Michigan	2013
37.	303	John Sacca at Rutgers	1992
38.	302	Rashard Casey vs. Iowa	2000
39.	300	Kerry Collins at Illinois	1994

LONGEST PASS PLAYS			
1.	95	Daniel George from Sean Clifford vs. Kent State	2018
2.	93	KJ Hamler from Trace McSorley vs. Ohio State	2018
3.	92	Bob Higgins from Bill Hess at Pitt	1919
4.	86	Jim Scott from Steve Joachim at Navy	1971
5.	85	Saquon Barkley from Trace McSorley vs. Georgia State	2017
6.	82	Eric Hamilton from Matt Knizner vs. Pitt	1986
82	82	Freddie Scott from Kerry Collins vs. Rutgers	1994
8.	80	Paul Johnson from Tom Sherman at Maryland	1967
80	80	Dean DiMidio from Doug Strang vs. Alabama	1983
80	80	Stephon Green from Pat Devlin vs. Michigan	2008
80	80	Derek Moye from Rob Bolden vs. Illinois	2010
80	80	Invin Charles from Trace McSorley vs. Minnesota	2016

300-YARD PASSING GAMES, CAREER			
1.	10	Trace McSorley	2015-pres.
2.	9	Christian Hackenberg	2013-15
3.	6	Matt McGloin	2009-12
4.	4	Kerry Collins	1991-94
5.	3	Daryll Clark	2006-09

200-YARD PASSING GAMES, CAREER			
1.	27	Trace McSorley	2015-pres.
2.	21	Christian Hackenberg	2013-15
3.	18	Matt McGloin	2009-12
4.	16	Kerry Collins	1991-94
16	16	Zack Mills	2001-04
6.	14	Daryll Clark	2006-09
7.	11	Chuck Fusina	1975-78
11	11	Tony Sacca	1988-91
11	11	Anthony Morelli	2004-07
10.	9	Todd Blackledge	1980-82
9	9	Wally Richardson	1992, 94-96

200-YARD PASSING GAMES, SEASON			
1.	11	Matt McGloin	2012
11	11	Trace McSorley	2016
11	11	Trace McSorley	2016
4.	10	Kerry Collins	1994
5.	9	Christian Hackenberg	2013
6.	8	Daryll Clark	2009
7.	7	Todd Blackledge	1982
7	7	Michael Robinson	2005
9.	6	Wally Richardson	1995
6	6	Mike McQueary	1997
--	5	Trace McSorley	2018

PASS COMPLETIONS, CAREER			
1.	703	Trace McSorley	2015-pres.
2.	693	Christian Hackenberg	2013-15
3.	606	Zack Mills	2001-04
4.	513	Matt McGloin	2009-12
5.	460	Anthony Morelli	2004-07
6.	444	Daryll Clark	2006-09
7.	401	Tony Sacca	1988-91
8.	378	Wally Richardson	1992, 94-96
9.	371	Chuck Fusina	1975-78
10.	370	Kerry Collins	1991-94

PASS COMPLETIONS, SEASON			
1.	284	Trace McSorley	2017
2.	270	Matt McGloin	2012
270	270	Christian Hackenberg	2014
4.	234	Anthony Morelli	2007
5.			

RECORD WATCH

PASS COMPLETIONS, GAME

1.	35	Matt McGloin vs. Northwestern	2012
2.	34	Christian Hackenberg vs. Boston Coll.	2014
3.	33	Wally Richardson vs. Wisconsin	1995
4.	32	Christian Hackenberg vs. UCF	2014
	32	Trace McSorley vs. Washington	2017
6.	31	Christian Hackenberg vs. Ohio State	2014
	31	Trace McSorley at Iowa	2017
8.	30	Christian Hackenberg at Indiana	2013
9.	29	Zack Mills vs. Purdue	2004
	29	Daryll Clark vs. Akron	2009

PASS ATTEMPTS, CAREER

1.	1235	Christian Hackenberg	2013-15
2.	1182	Trace McSorley	2015-pres.
3.	1082	Zack Mills	2001-04
4.	894	Matt McGloin	2009-12
5.	824	Tony Sacca	1988-91
6.	821	Anthony Morelli	2004-07
7.	814	Zack Mills	2001-04
8.	738	Daryll Clark	2006-09
9.	692	Wally Richardson	1992, 94-96
10.	665	Chuck Fusina	1975-78

PASS ATTEMPTS, SEASON

1.	484	Christian Hackenberg	2014
2.	446	Matt McGloin	2012
3.	427	Trace McSorley	2017
4.	402	Anthony Morelli	2007
5.	392	Christian Hackenberg	2013
6.	387	Trace McSorley	2016
7.	386	Anthony Morelli	2006
8.	381	Daryll Clark	2009
9.	359	Christian Hackenberg	2015
10.	335	Wally Richardson	1995
11.	333	Zack Mills	2002
12.	328	Trace McSorley	2018
13.	321	Daryll Clark	2008
14.	311	Michael Robinson	2005
15.	309	Rashard Casey	2000
16.	292	Todd Blackledge	1982
	292	Tony Sacca	1991
18.	279	Wally Richardson	1996
19.	268	Zack Mills	2004
20.	264	Kerry Collins	1994

PASS ATTEMPTS, GAME

1.	55	Christian Hackenberg at Indiana	2013
2.	54	Kerry Collins at BYU	1992
3.	51	Rashard Casey vs. Iowa	2000
4.	51	Matt McGloin vs. Northwestern	2012
5.	50	Christian Hackenberg vs. Boston Coll.	2014
6.	49	Zack Mills vs. Purdue	2004
7.	49	Christian Hackenberg vs. Ohio State	2014
8.	48	Wally Richardson vs. Wisconsin	1995
	48	Matt McGloin vs. Ohio	2012
	48	Trace McSorley at Iowa	2017
11.	47	Christian Hackenberg vs. UCF	2014
	47	Trace McSorley at Michigan State	2017

PASSING TOUCHDOWNS, CAREER BIG TEN

1.	104	J.T. Barrett, OSU	2014-17
2.	90	Drew Brees, PUR	1997-00
3.	87	Chad Henne, MICH	2004-07
4.	75	Trace McSorley, PSU	2015-pres.
5.	74	Chuck Long, IOWA	1981-85
6.	73	Gary Nova, RU#	2011-14
7.	72	John Navarre, MICH	2000-03
	72	Adam Weber, MINN	2007-10
9.	71	Mark Herrmann, PUR	1977-80
	71	Elvis Grbac, MICH	1989-92
	71	Connor Cook, MSU	2012-15

PASSING TOUCHDOWNS, CAREER

1.	75	Trace McSorley	2015-pres.
2.	48	Christian Hackenberg	2013-15
3.	46	Matt McGloin	2009-12
4.	43	Daryll Clark	2006-09
5.	41	Todd Blackledge	1980-82
	41	Tony Sacca	1988-91
	41	Zack Mills	2001-04
8.	39	Kerry Collins	1991-94
9.	37	Chuck Fusina	1975-78
10.	31	Anthony Morelli	2004-07

PASSING TOUCHDOWNS, SEASON BIG TEN

1.	47	Dwayne Haskins, OSU	2018
2.	39	Drew Brees, PUR	1998
3.	35	J.T. Barrett, OSU	2017
4.	34	J.T. Barrett, OSU	2014
5.	33	Russell Wilson, WIS	2011
6.	31	Kyle Orton, PUR	2004
7.	30	Troy Smith, OSU	2006
8.	29	Bobby Hoying, OSU	1995
	29	Curtis Painter, PUR	2007
	29	Trace McSorley, PSU	2016
11.	28	Kellen Lewis, IND	2007
	28	Trace McSorley, PSU	2017

PASSING TOUCHDOWNS, SEASON

1.	29	Trace McSorley	2016
2.	28	Trace McSorley	2017
3.	24	Daryll Clark	2009
	24	Matt McGloin	2012
5.	22	Todd Blackledge	1982
6.	21	Tony Sacca	1991
	21	Kerry Collins	1994
8.	20	Christian Hackenberg	2013
9.	19	Doug Strang	1983
	19	Anthony Morelli	2007
	19	Daryll Clark	2008
12.	18	Wally Richardson	1995
13.	17	Michael Robinson	2005
	17	Mike McQueary	1997
	17	Zack Mills	2002
16.	16	Christian Hackenberg	2015
	16	Trace McSorley	2018

PASSING TOUCHDOWNS, GAME

1.	5	Tony Sacca vs. Georgia Tech	1991
5	5	Rashard Casey vs. La. Tech	2000
3.	4	Tom Sherman vs. Pittsburgh	1967
	4	Chuck Fusina vs. Syracuse	1978
	4	Todd Blackledge vs. Temple	1982
	4	Todd Blackledge vs. Maryland	1982
	4	Todd Blackledge vs. Rutgers	1982
	4	John Sacca vs. Minnesota	1993
	4	Kerry Collins vs. Rutgers	1993
	4	Wally Richardson vs. Auburn	1995
	4	Zack Mills vs. Iowa	2002
	4	Michael Robinson at Illinois	2005
	4	Anthony Morelli vs. Buffalo	2007
	4	Daryll Clark vs. Michigan State	2008
	4	Matt McGloin vs. Northwestern	2010
	4	Matt McGloin vs. Navy	2012
	4	Matt McGloin vs. Indiana	2012
	4	Christian Hackenberg at Wisconsin	2013
	4	Christian Hackenberg vs. Boston Coll.	2014
	4	Trace McSorley vs. Michigan State	2016
	4	Trace McSorley vs. Wisconsin	2016
	4	Trace McSorley vs. USC	2016
	4	Trace McSorley vs. Georgia State	2017

PASSING TD PERCENTAGE, CAREER

1.	9.14	Elwood Petchel	1946-48
2.	7.67	Tom Shuman	1972-74
3.	7.17	Mike McQueary	1994-97
4.	6.76	Galen Hall	1959-61
	6.76	Pete Liske	1961-63
6.	6.48	John Sacca	1992-93
7.	6.37	John Hufnagel	1970-72
8.	6.35	Trace McSorley	2015-pres.
9.	6.23	Todd Blackledge	1980-82
10.	5.94	Kerry Collins	1991-94

COMPLETION PERCENTAGE, CAREER

(Min. 200 Attempts)			
1.	.602 (444-738)	Daryll Clark	2006-09
2.	.595 (703-1182)	Trace McSorley	2015-pres.
3.	.574 (513-894)	Matt McGloin	2009-12
4.	.563 (370-657)	Kerry Collins	1991-94
5.	.561 (693-1235)	Christian Hackenberg	2013-14
6.	.560 (606-1082)	Zack Mills	2001-04
7.	.560 (460-821)	Anthony Morelli	2004-07
8.	.559 (371-664)	Chuck Fusina	1975-78
9.	.557 (171-307)	Mike McQueary	1995-97
10.	.551 (225-408)	John Hufnagel	1970-72

COMPLETION PERCENTAGE, SEASON

(Min. 100 Attempts)			
1.	.667 (176-264)	Kerry Collins	1994
2.	.665 (224-387)	Trace McSorley	2017
3.	.632 (86-136)	John Hufnagel	1971
4.	.609 (192-321)	Daryll Clark	2009
5.	.605 (270-446)	Matt McGloin	2012
6.	.598 (192-321)	Daryll Clark	2008
7.	.589 (231-392)	Christian Hackenberg	2013
8.	.582 (234-402)	Anthony Morelli	2007
9.	.580 (112-193)	Rob Bolden	2010
10.	.579 (224-387)	Trace McSorley	2016

YARDS PER PASS ATTEMPT, CAREER

1.	8.9	Mike McQueary	1994-97
2.	8.7	John Hufnagel	1970-72
3.	8.2	Trace McSorley	2015-pres.
4.	8.1	Chuck Fusina	1975-78
	8.1	Kerry Collins	1991-94
6.	7.9	Tom Shuman	1972-74
7.	7.8	Daryll Clark	2006-09
8.	7.5	Kevin Thompson	1996-99
	7.5	Tom Sherman	1965-67
10.	7.3	Todd Blackledge	1980-82

YARDS PER COMPLETION, CAREER

(Min. 200 attempts)			
1.	16.0	Mike McQueary	1995-97
2.	15.9	Tom Sherman	1965-67
3.	15.8	John Hufnagel	1970-72
4.	15.4	Tom Shuman	1972-74
5.	14.7	Doug Strang	1981-84
6.	14.6	Tony Sacca	1988-91
7.	14.5	Chuck Fusina	1975-78
8.	14.3	Kerry Collins	1991-94
9.	14.2	Michael Robinson	2002-05
10.	14.2	Tom Bill	1987-90
11.	14.1	Todd Blackledge	1980-82
12.	14.1	Kevin Thompson	1996-99
13.	13.9	John Sacca	1991-93
14.	13.7	Chuck Burkhardt	1967-69
	13.7	Trace McSorley	2015-pres.
16.	13.6	John Andress	1974-76

PASSING EFFICIENCY, CAREER

(Min. 200 attempts)			
1.	145.6	Mike McQueary	1994-97
2.	145.0	Trace McSorley	2015-pres.
3.	140.8	John Hufnagel	1970-72
4.	140.4	Daryll Clark	2006-09
5.	137.3	Kerry Collins	1991-94
6.	132.7	Chuck Fusina	1975-78
7.	128.3	Matt McGloin	2009-12
8.	128.0	Tom Shuman	1972-74
9.	127.7	Pete Liske	1961-63
10.	125.0	John Sacca	1991-93

INT. PERCENTAGE, CAREER

1.	2.02	Wally Richardson	1992, 94-96
2.	2.03	Trace McSorley	2015-pres.
3.	2.10	Matt McGloin	2009-12
4.	2.14	Anthony Morelli	2004-07
5.	2.17	Daryll Clark	2006-09
6.	2.31	John Sacca	1992-93
	2.31	Anthony Morelli	2004-07
8.	2.51	Christian Hackenberg	2013-15
9.	2.82	Pete Liske	1961-63
10.	2.83	Rashard Casey	1997-2000

INT. PERCENTAGE, SEASON

(Min. 100 attempts)			
1.	1.12	Matt McGloin	2012
2.	1.46	Kerry Collins	1992
3.	1.67	Christian Hackenberg	2015
4.	1.71	Tony Sacca	1991
5.	1.79	Wally Richardson	1995
6.	1.82	Trace McSorley	2018
7.	1.86	Daryll Clark	2008
8.	1.94	John Sacca	1992
9.	1.96	John Shaffer	1986
10.	2.07	Trace McSorley	2016
	2.07	Anthony Morelli	2006

WINNING PERCENTAGE AS STARTING QB, CAREER

(Min. 10 starts)			
1.	1.000	22-0	Chuck Burkhardt 1968-69
2.	.962	25-1	John Shaffer 1984-86
3.	.917	22-2	Tom Shuman 1972-74
4.	.897	26-3	John Hufnagel 1970-72
5.	.879	29-4	Todd Blackledge 1980-82
6.	.871	27-4	Chuck Fusina 1976-78
7.	.846	22-4	Daryll Clark 2006-09
8.	.808	21-5	Kerry Collins 1994-97
	.808	21-5	Wally Richardson 1992, 94-96
10.	.795	31-8	Trace McSorley 2015-pres.

WINS AS A STARTING QB, CAREER

1.	31	Trace McSorley	2015-pres.
2.	29	Todd Blackledge	1980-82
2.	29	Tony Sacca	1988-91
4.	27	Chuck Fusina	1975-78
5.	26	John Hufnagel	1970-72
6.	25	John Shaffer	1984-86
7.	22	Chuck Burkhardt	1968-69
	22	Tom Shuman	1972-74
22	22	Daryll Clark	2006-09
10.	21	Kerry Collins	1991-94
	21	Wally Richardson	1992, 94-96
	21	Christian Hackenberg	2013-15

RECEIVING

RECEIVING YARDAGE, CAREER

1.	3026	Bobby Engram	1991, 93-95
2.	2842	DaeSean Hamilton	2014-17
3.	2771	Deon Butler	2005-08
4.	2479	Allen Robinson	2011-13
...			
16.	1520	Freddie Scott, WR	1993-95
17.	1481	Mike Gesicki, TE	2014-17
18.	1437	Chafie Fields, WR	1996-99
19.	1343	Ted Kwalick, TE	1966-68
20.	1263	Scott Fitzkee, WR	1975-78
21.	1222	David Daniels	1988-90
22.	1195	Saquon Barkley, RB	2015-17
23.	1181	Geno Lewis	2013-15
24.	1171	DeAndre Thompkins	2014-pres.
25.	1146	Andrew Quarless	2006-09
26.	1132	Eddie Drummond	1998-2001
27.	1110	Juwan Johnson	2016-pres.
28.	1058	Jimmy Cefalo	1974-77
29.	1047	Justin Brown	2009-11
30.	1038	Dan Natale, TE	1972-74

RECEPTIONS, CAREER

1.	214	DaeSean Hamilton	2014-17
2.	179	Deon Butler	2005-08
3.	177	Allen Robinson	2011-13
...			
14.	108	Terry Smith	1988-91
15.	107	Tony Johnson	2000-03
16.	102	Saquon Barkley, RB	2015-17
17.	94	Joe Jurevicius	1994-97
18.	93	Freddie Scott	1

32 2018 PENN STATE FOOTBALL

RECORD WATCH

TOTAL OFFENSE, CAREER

	Total	Rush	Pass		
1.	11275	1622	9653	Trace McSorley	2015-pres.
2.	8215	-242	8457	Christian Hackenberg	2013-15
3.	7796	584	7212	Zack Mills	2001-04
4.	6361	619	5742	Daryll Clark	2006-09
5.	6325	-65	6390	Matt McGloin	2009-12
6.	6000	131	5869	Tony Sacca	1988-91
7.	5300	-4	5304	Kerry Collins	1991-94
8.	5168	1637	3531	Michael Robinson	2002-05
9.	5162	-220	5382	Chuck Fusina	1975-78
10.	5154	-121	5275	Anthony Morelli	2004-07

TOTAL OFFENSE, SEASON

	Total	Rush	Pass		
1.	4061	491	5370	Trace McSorley	2017
2.	3979	212	3614	Trace McSorley	2016
3.	3220	-51	3271	Matt McGloin	2012
4.	3214	211	3003	Daryll Clark	2009
5.	3156	806	2350	Michael Robinson	2005
6.	3007	723	2284	Trace McSorley	2018
7.	2887	-68	2955	Christian Hackenberg	2013
8.	2883	-94	2977	Christian Hackenberg	2014
9.	2874	282	2592	Daryll Clark	2008
10.	2660	-19	2679	Kerry Collins	1994

TOTAL OFFENSE, GAME

	Total	Rush	Pass		
1.	461	175	286	T. McSorley vs. Ohio State	2018
2.	456	2	454	C. Hackenberg vs. UCF	2014
3.	418	138	280	Z. Mills vs. Ohio State	2001
4.	408	73	335	T. McSorley vs. Minnesota	2016
5.	402	60	342	T. McSorley vs. Washington	2017
6.	398	19	379	M. Robinson vs. Wisconsin	2003
7.	389	-10	399	Z. Mills vs. Iowa	2002
8.	389	13	376	T. McSorley vs. Michigan St.	2016
9.	383	2	381	T. McSorley at Michigan St.	2017
10.	371	0	371	C. Hackenberg vs. Boston Coll.	2014
11.	371	46	325	T. McSorley vs. Nebraska	2017
12.	370	4	366	M. McQueary vs. Pitt	1997
13.	369	67	302	R. Casey vs. Iowa	2000
14.	364	-20	384	T. McSorley vs. Wisconsin	2016
15.	363	92	271	J. Hufnagel at Boston College	1972
16.	363	125	238	M. Robinson vs. Wisconsin	2005
17.	363	-32	395	M. McGloin vs. Indiana	2012
18.	360	2	358	T. Blackledge at Miami (Fla.)	1981
19.	358	5	353	D. Clark vs. Akron	2009
20.	358	76	282	T. McSorley vs. Michigan	2017
21.	350	-2	352	K. Collins at Michigan State	1993

TDs RESPONSIBLE FOR, CAREER BIG TEN

1.	147	J.T. Barrett, OSU	2014-17
2.	106	Drew Brees, PUR	1997-2000
3.	104	Trace McSorley, PSU	2015-18
4.	91	Tommy Armstrong Jr, NEB	2013-16
5.	91	Denard Robinson, MICH	2009-12
6.	90	Chad Henne, MICH	2004-07
7.	88	Braxton Miller, OSU	2011-15
8.	87	Antwaan Randle El, IND	1998-2001
9.	86	Clayton Thorson, NU	2015-pres.
10.	85	Art Schlichter, OSU	1978-81

TDs RESPONSIBLE FOR, CAREER

1.	104	Trace McSorley	2015-pres.
2.	65	Daryll Clark	2006-09
3.	55	Christian Hackenberg	2013-15
4.	54	Saquon Barkley	2015-17
5.	53	Matt McGloin	2009-12
6.	53	Zack Mills	2001-04
7.	51	Todd Blackledge	1980-82
8.	47	Tony Sacca	1988-91
9.	46	Michael Robinson	2002-05
10.	43	Chuck Fusina	1975-78

TDs RESPONSIBLE FOR, SEASON

1.	39	Trace McSorley	2017
2.	36	Trace McSorley	2016
3.	31	Daryll Clark	2009
4.	29	Daryll Clark	2008
5.	29	Matt McGloin	2012
6.	29	Lydell Mitchell	1971
7.	28	Michael Robinson	2005
8.	27	Trace McSorley	2018
9.	25	Todd Blackledge	1982
10.	25	Tony Sacca	1991

TOTAL OFFENSE YARDS PER PLAY, CAREER

1.	7.42	Kerry Collins	1991-94
2.	7.34	Mike McQueary	1995-97
3.	7.16	Ki-Jana Carter	1992-94
4.	6.92	Tom Shuman	1972-74
5.	6.89	Trace McSorley	2015-pres.
6.	6.85	Daryll Clark	2005-09
7.	6.66	John Hufnagel	1970-72
8.	6.59	Chuck Fusina	1975-78
9.	6.42	Larry Johnson	1998-02
10.	6.41	Matt McGloin	2009-12

TOUCHDOWNS, CAREER

1.	53	Saquon Barkley	2015-17
2.	41	Lydell Mitchell	1969-71
3.	38	Curtis Enis	1995-97
4.	36	Larry Johnson	1999-2002
5.	34	Ki-Jana Carter	1992-94
6.	33	Curt Warner	1979-82
7.	32	Charlie Pittman	1967-69
8.	32	Bobby Engram	1991, 93-95
9.	32	Evan Royster	2007-10
10.	31	Ritche Anderson	1989-92
11.	30	John Cappelletti	1972-73
12.	29	DJ Dozier	1983-86
13.	29	Matt Suhey	1976-79
14.	29	Trace McSorley	2015-pres.
15.	28	Tony Hunt	2003-06

PUNT RETURNS

PUNT RETURN AVERAGE, CAREER

	(Min. 15 returns)		
1.	17.6	Ron Yunker	1953-54
2.	16.5	Wally Triplett	1946-48
3.	15.9	Don Jonas	1958-61
...			
15.	12.0	Matt Suhey	1976-79
16.	11.9	Chris Campbell	1994-96
17.	11.1	Bobby Engram	1991,93-95
18.	11.1	Devon Smith	2009-11
19.	11.0	Derrick Williams	2005-08
20.	10.9	Michael Timpson	1985-88
--	10.2	DeAndre Thompkins	2014-pres.

PUNT RETURN YARDS, CAREER

1.	1171	Bruce Branch	1997-01
2.	1059	O.J. McDuffie	1988-92
3.	812	Calvin Lowry	2002-05
4.	786	Bobby Engram	1991,93-95
5.	724	Derrick Williams	2005-08
6.	717	Gary Hayman	1972-73
7.	675	DeAndre Thompkins	2014-pres.
8.	671	Kevin Baugh	1980-83
9.	650	Jim Coates	1984-87
10.	619	Dennis Onkotz	1967-69

PUNT RETURNS, CAREER

1.	109	Bruce Branch	1997-01
2.	86	Jim Coates	1984-87
3.	86	Calvin Lowry	2002-05
4.	84	O.J. McDuffie	1988-92
5.	71	Bobby Engram	1991, 93-95
6.	66	Derrick Williams	2005-08
7.	66	DeAndre Thompkins	2014-pres.
8.	62	Kevin Baugh	1980-83
9.	56	Gary Hayman	1972-73
10.	50	Jesse Della Valle	2010-14

KICK RETURNS

KICK RETURN AVERAGE, CAREER

	(Min. 15 returns)		
1.	29.6	Larry Joe	1946-48
2.	28.8	Curt Warner	1979-82
3.	28.4	Charlie Pittman	1967-69
4.	27.8	Saquon Barkley	2015-17
5.	26.9	Gary Hayman	1972-73
6.	26.3	Blair Thomas	1985-87, 89
7.	26.0	KJ Hamler	2018-pres.
8.	25.7	Roger Kochman	1959-62
9.	25.6	Chaz Powell	2008-11
10.	24.6	Lydell Mitchell	1969-71
11.	24.4	Shelly Hammonds	1990-93
12.	24.3	Lenny Moore	1953-55
13.	24.2	Gary Brown	1987-90
14.	24.0	A.J. Wallace	2006-09
15.	23.6	Richie Anderson	1989, 91-92
--	23.6	Nick Scott	2014-pres.

KICK RETURN AVERAGE, SEASON

	(Min. 8 returns)		
1.	43.0	Gary Brown	1990
2.	35.0	Curt Warner	1980
3.	32.6	Larry Joe	1947
4.	31.9	Blair Thomas	1986
5.	29.6	Gary Hayman	1973
6.	29.6	Rodney Kinlaw	2005
7.	29.0	Curt Warner	1979
8.	28.8	Chaz Powell	2008
9.	28.7	Charlie Pittman	1967
10.	28.4	Saquon Barkley	2017
11.	28.0	Rich Mauti	1975
12.	27.4	Bob Riggie	1965
13.	27.1	Chaz Powell	2011
14.	26.7	Larry Johnson	2001
15.	26.5	Shelly Hammonds	1993
16.	26.4	A.J. Wallace	2007
17.	26.3	Paul Johnson	1969
18.	26.0	KJ Hamler	2018
19.	25.8	Derrick Williams	2008
20.	25.6	Lydell Mitchell	1970

KICKOFF RETURN YARDS, CAREER

1.	1866	Chaz Powell	2007-11
2.	1506	Kenny Watson	1996-2000
3.	1347	Larry Johnson	1998-2002
4.	1216	Kevin Baugh	1980-83
5.	1128	A.J. Wallace	2006-09
6.	1127	Jim Coates	1984-87
7.	1095	Derrick Williams	2005-08
8.	922	Curt Warner	1979-82
9.	920	Gary Brown	1987-90
10.	764	Miles Sanders	2016-pres.
11.	659	Grant Haley	2014-17
12.	658	Blair Thomas	1985-87, 89
13.	627	Rodney Kinlaw	2004-07
14.	608	Shell Hammonds	1990-93
15.	583	Rich Mauti	1974-76
--	494	KJ Hamler	2018-pres.

KICKOFF RETURN YARDS, SEASON

1.	733	Chaz Powell	2011
2.	688	Miles Sanders	2016
3.	659	Grant Haley	2014
4.	581	A.J. Wallace	2007
5.	530	Chris Eberly	1997
6.	522	Kenny Watson	1999
7.	515	Derrick Williams	2008
8.	503	Chaz Powell	2010
9.	503	Kevin Baugh	1983
10.	494	KJ Hamler	2018

KICKOFF RETURNS, CAREER

1.	73	Chaz Powell	2007-11
2.	67	Kenny Watson	1996-00
3.	62	Kevin Baugh	1980-83
4.	59	Larry Johnson	1998-02
5.	51	Jim Coates	1984-87
6.	50	Derrick Williams	2005-08
7.	47	A.J. Wallace	2006-09
8.	38	Gary Brown	1987-90
9.	38	Miles Sanders	2016-pres.
10.	32	Grant Haley	2014-17
11.	32	Curt Warner	1979-82
12.	28	Rodney Kinlaw	2004-07
13.	26	Stephen Pitts	1992-95
14.	25	Blair Thomas	1985-87,89
15.	25	Rich Mauti	1974-76
16.	25	Chris Eberly	1995-98
17.	25	Leroy Thompson	1987-90
18.	25	Shelly Hammonds	1990-93
--	24	Koa Farmer	2015-pres.
--	19	KJ Hamler	2018-pres.

KICKOFF RETURNS, SEASON

1.	33	Miles Sanders	2016
2.	32	Grant Haley	2014
3.	27	Chaz Powell	2011
4.	26	Kevin Baugh	1983
5.	22	Gary Brown	1988
6.	22	Geno Lewis	2

RECORD WATCH

LONGEST PUNTS

1.	89	Coop French at Iowa	1930
2.	78	Jeremy Kapinos at Ohio State	2004
3.	76	Chris Clauss vs. Rutgers	1987
4.	74	Anthony Fera at Iowa	2010
	74	Blake Gillikin at Michigan	2018
6.	73	Milt Plum at Ohio State	1956
7.	71	Joe Colone at Syracuse	1946
8.	71	John Bruno Jr. vs. Boston Coll.	1985
9.	70	Coop French at Iowa	1930
	70	Joe Colone at Syracuse	1946
	70	Jeremy Kapinos vs. Purdue	2004
	70	Jeremy Boone at Illinois	2007
	70	Blake Gillikin at Rutgers	2018
14.	69	Bob Parsons at Colorado	1970
	69	Anthony Fera vs. Purdue	2011
	69	Blake Gillikin at Pitt	2016
17.	68	Jeremy Kapinos at Ohio State	2006
	68	Jeremy Boone at Indiana	2007
19.	67	Joe Colone vs. Navy	1947
	67	Art Betts vs. Michigan State	1951
	67	Wayne Corbett at Pittsburgh	1965
	67	Blake Gillikin at Rutgers	2018
23.	66	Frank Hershey vs. Maryland	1964
	66	Jeremy Boone at Illinois	2009
	66	Alex Butterworth vs. Michigan	2013
26.	65	W.G. Cooper vs. Villanova	1935
	65	Tom Cherry vs. UCLA	1967
	65	Bob Parsons vs. Colorado	1969
	65	Blake Gillikin vs. USC	2016

KICKING

FIELD GOALS MADE, CAREER

1.	78	Kevin Kelly	2005-08
2.	54	Sam Ficken	2011-14
3.	50	Craig Fayak	1990-93
4.	47	Travis Forney	1996-99
5.	45	Brett Conway	1993-96
6.	40	Massimo Manca	1982, 84-86
7.	39	Matt Bahr	1976-78
39	39	Robbie Gould	2001-04
39	39	Tyler Davis	2015-17
10.	38	Nick Gancitano	1981-84
11.	36	Collin Wagner	2007-10
12.	35	Chris Bahr	1973-75
13.	29	Herb Menhardt	1978-80
14.	27	Ray Tarasi	1986-89
15.	17	Brian Franco	1977, 79-81
--	15	Jake Pinegar	2018-pres.

FIELD GOALS MADE, SEASON

1.	24	Sam Ficken	2014
2.	22	Matt Bahr	1978
	22	Kevin Kelly	2006
	22	Tyler Davis	2016
5.	21	Massimo Manca	1985
	21	Travis Forney	1999
7.	20	Travis Forney	1998
	20	Kevin Kelly	2007
	20	Kevin Kelly	2008
	20	Collin Wagner	2010
11.	19	Ray Tarasi	1989
12.	18	Chris Bahr	1975
	18	Brett Conway	1996
14.	17	Nick Gancitano	1983
	17	Craig Fayak	1991
	17	Robbie Gould	2002
--	15	Jake Pinegar	2018-pres.

FIELD GOALS ATTEMPTED, SEASON

1.	34	Kevin Kelly	2006
2.	33	Chris Bahr	1975
3.	29	Travis Forney	1998
	29	Sam Ficken	2014
5.	27	Matt Bahr	1978
6.	26	Massimo Manca	1985
	26	Craig Fayak	1991
	26	Travis Forney	1999
	26	Kevin Kelly	2007
10.	25	Collin Wagner	2010
11.	24	Matt Bahr	1977
	24	Brett Conway	1995
	24	Brett Conway	1996
	24	Kevin Kelly	2008
	24	Tyler Davis	2016
--	21	Jake Pinegar	2018-pres.

FIELD GOAL PERCENTAGE, SEASON

(Min. 10 Attempts)			
1.	91.7 (22-24)	Tyler Davis	2016
2.	83.3 (20-24)	Kevin Kelly	2008
3.	82.8 (24-29)	Sam Ficken	2014
4.	82.6 (19-23)	Ray Tarasi	1989
5.	82.4 (14-17)	Anthony Fera	2011
6.	81.5 (22-27)	Matt Bahr	1978
7.	81.0 (17-21)	Nick Gancitano	1983
8.	80.8 (21-26)	Travis Forney	1999
	80.8 (21-26)	Massimo Manca	1985
10.	80.0 (20-25)	Collin Wagner	2010
11.	77.3 (17-22)	Robbie Gould	2002
12.	76.9 (20-26)	Kevin Kelly	2007
13.	75.0 (18-24)	Brett Conway	1996
14.	71.4 (15-21)	Herb Menhardt	1980
	71.4 (15-21)	Brian Franco	1981
	71.4 (15-21)	Jake Pinegar	2018

EXTRA POINTS MADE, CAREER

1.	183	Kevin Kelly	2005-08
2.	144	Tyler Davis	2015-17
3.	141	Brett Conway	1993-96
4.	132	Craig Fayak	1990-93
5.	117	Travis Forney	1996-99
6.	115	Robbie Gould	2002-04
7.	109	Sam Ficken	2011-14
8.	98	Al Vitiello	1971-72
9.	86	Massimo Manca	1982, 84-86
10.	85	Collin Wagner	2006-10
11.	76	Nick Gancitano	1981-84
12.	74	Matt Bahr	1976-78
13.	63	Chris Bahr	1973-75
14.	59	Herb Menhardt	1976, 78-80
15.	50	Jake Pinegar	2018-pres.

EXTRA POINTS MADE, SEASON

1.	71	Tyler Davis	2017
2.	62	Brett Conway	1994
62	62	Tyler Davis	2016
4.	60	Kevin Kelly	2008
5.	59	Al Vitiello	1971
6.	50	Jake Pinegar	2018
7.	49	Kevin Kelly	2005
8.	46	Collin Wagner	2009
9.	44	Kevin Kelly	2007
	44	Travis Forney	1999
11.	42	Robbie Gould	2002
	42	Craig Fayak	1991
13.	41	Sam Ficken	2013
	41	Travis Forney	1997
15.	40	Craig Fayak	1993

EXTRA POINT PERCENTAGE, CAREER

(Min. 50 Attempts)			
1.	100.0 (59-59)	Herb Menhardt	1976, 78-80
	100.0 (85-85)	Collin Wagner	2006-10
	100.0 (144-144)	Tyler Davis	2015-17
4.	99.3 (141-142)	Brett Conway	1993-96
5.	98.9 (183-185)	Kevin Kelly	2005-08
6.	98.9 (86-87)	Massimo Manca	1982, 84-86
7.	97.3 (109-121)	Sam Ficken	2011-14
8.	96.7 (117-121)	Travis Forney	1996-99
9.	96.2 (76-79)	Nick Gancitano	1981-84
10.	96.2 (50-52)	Jake Pinegar	2018-pres.
11.	96.1 (74-77)	Matt Bahr	1976-78
	96.1 (49-51)	Ray Tarasi	1986-89
	96.1 (98-102)	Al Vitiello	1971-72

SCORING

SCORING, CAREER

	Points	TD	PAT	FG		
1.	425	1	*183	78	Kevin Kelly	2005-08
2.	318	53	0	0	Saquon Barkley	2015-17
...						
13.	204	34	0	0	Ki-Jana Carter	1992-94
14.	198	33	0	0	Curt Warner	1979-82
15.	193	0	85	36	Collin Wagner	2006-10
16.	192	32	0	0	Charlie Pittman	1967-69
	192	32	0	0	Bobby Engram	1991, 93-95
	192	32	0	0	Evan Royster	2006-10
19.	191	0	74	39	Matt Bahr	1976-78
20.	190	0	76	38	Nick Gancitano	1981-84
--	174	29	0	0	Trace McSorley	2015-pres.

*2-pt conversion run; **2-pt conversion reception

SCORING, SEASON

	Points	TD	PAT	FG		
1.	174	29	0	0	Lydell Mitchell	1971
2.	140	23	**0	0	Larry Johnson	2002
3.	138	23	0	0	Ki-Jana Carter	1994
	138	23	0	0	Saquon Barkley	2017
5.	132	22	0	0	Saquon Barkley	2016
6.	128	0	62	22	Tyler Davis	2016
7.	122	20	**0	0	Curtis Enis	1997
8.	120	0	60	20	Kevin Kelly	2008
9.	119	11	--	--	Pete Mauthe	1909
10.	116	19	*0	0	Richie Anderson	1992
11.	110	1	44	20	Kevin Kelly	2007
12.	107	0	44	21	Travis Forney	1999
13.	102	17	0	0	John Cappelletti	1973
14.	100	0	28	24	Sam Ficken	2014
15.	99	0	*49	16	Kevin Kelly	2005
16.	98	0	71	9	Tyler Davis	2017
17.	97	0	31	22	Matt Bahr	1978
18.	96	0	30	22	Kevin Kelly	2006
19.	95	0	50	52	Jake Pinegar	2018
20.	94	0	34	20	Collin Wagner	2010

*2-pt conversion run; **2-pt conversion reception

DEFENSE

SACKS, CAREER (Since 1975)

1.	33	Courtney Brown	1996-99
2.	30	Larry Kubin	1977-80
3.	25.5	Shane Conlan	1983-86
	25.5	Michael Haynes	1999-2002
5.	24.5	Tyoka Jackson	1990-93
6.	22	Matt Millen	1976-79
7.	21	Todd Atkins	1992-95
8.	20	Rich McKenzie	1989-92
	20	Anthony Zettel	2012-15
10.	19	Bruce Clark	1976-79
	19	LaVar Arrington	1997-99
	19	Jay Alford	2003-06
13.	18	Don Graham	1983-86
	18	Bob White	1983-86
15.	17.5	Carl Nassib	2012-15
--	14.0	Shareef Miller	2015-pres.

SACKS, SEASON (Since 1975)

1.	15.5	Carl Nassib	2015
2.	15	Michael Haynes	2002
	15	Larry Kubin	1979
4.	13.5	Courtney Brown	1999
5.	12.5	Maurice Evans	2007
6.	12	Aaron Maybin	2008
	12	Larry Kubin	1978
8.	11.5	Courtney Brown	1998
	11.5	Shane Conlan	1983
10.	11	Tamba Hali	2005
	11	Mark D'Onofrio	1989
	11	Terry Killens	1995
13.	10	Brad Scioli	1998
14.	9.5	Tyoka Jackson	1991
15.	9	LaVar Arrington	1999
	9	Don Graham	1986
	9	Justin Kurpeikis	1999
	9	Matt Millen	1978
--	8	Yetur Gross-Matos	2018
--	7.5	Robert Windsor	2018
--	7	Shareef Miller	2018
--	5	Shaka Toney	2018

TACKLES FOR LOSS, CAREER (Since 1975)

1.	70	Courtney Brown	1996-99
2.	51	Brandon Short	1996-99
3.	45	Larry Kubin	1977-80
4.	43	Bruce Clark	1976-79
	43	Justin Kurpeikis	1997-2000
6.	42	Michael Haynes	1999-2002
7.	41	Shane Conlan	1983-86
8.	39	LaVar Arrington	1997-99
	39	Jimmy Kennedy	1999-2002
10.	38	Anthony Zettel	2012-15
11.	36	Matt Millen	1976-79
	36	Tamba Hali	2002-05
13.	34	Paul Posluszny	2003-06
	34	Dan Connor	2004-07
15.	33	Anthony Adams	1999-2002
--	30.5	Shareef Miller	2015-pres.

TACKLES FOR LOSS, SEASON (Since 1975)

1.	29	Courtney Brown	1999
2.	24	Terry Killens	1995
3.	23	Michael Haynes	2002
	23	Courtney Brown	1998
	23	Larry Kubin	1979
6.	21.5	Maurice Evans	2007
7.	21	Tyoka Jackson	1993
8.	20	Bruce Clark	1978
	20	Todd Atkins	1994
	20	Aaron Maybin	2008
	20	LaVar Arrington	1999
20	20	Yetur Gross-Matos	2018
13.	19.5	Carl Nassib	2015
14.	18	Justin Kurpeikis	2000
	18	Brad Scioli	1998
	18	Todd Atkins	1995
	18	Willie Smith	1994
	18	Brandon Noble	1996
--	14	Shareef Miller	2018

PASSES DEFENDED, CAREER

1.	76	Derek Bochna (64 pbu, 12 int)	1990-93
2.	60	Brian Miller (48 pbu, 12 int)	1993-96
3.	52	Darren Perry (37 pbu, 15 int)	1988-91
4.	51	Leon Humphries (43 pbu, 8 int)	1988-91
5.	46	Alan Zemaitis (34 pbu, 12 int)	2002-05
6.	44	Duffy Cobbs (35 pbu, 9 int)	1983-86
7.	42	Lee Rubin (34 pbu, 8 int)	1990-93
	42	Kim Herring (29 pbu, 13 int)	1993-96
9.	41	David Macklin (33 pbu, 8 int)	1996-99
10.	39	Willie Thomas (34 pbu, 5 int)	1987-90
11.	36	Sherrod Raigne (27 pbu, 9 int)	1986-89
12.	33	Shell Hammonds (30 pbu, 3 int)	1990-93
13.	31	Reggie Givens (28 pbu, 3 int)	1989-92
	31	Eddie Johnson (26 pbu, 5 int)	1985-88
	31	Mark Tate (29 pbu	

GAME 1

APP STATE 38



vs.



45 PENN STATE

BEAVER STADIUM
BTN

SEPT. 1, 2018
ATTN: 105,232



GAME RECAP

UNIVERSITY PARK, Pa. - A rushing touchdown from Miles Sanders and an interception in the end zone by Amani Oruwariye secured a thrilling 45-38 overtime victory for No. 10/9 Penn State over Appalachian State in front of 105,232 roaring fans in the 2018 opener.

It was the largest crowd for a Penn State season opener since 2008.

Trailing by a touchdown with 1 minute, 39 seconds to go in regulation, quarterback Trace McSorley engineered a touchdown drive to tie the game at 38-38 and force overtime. Penn State went on offense first and handed the ball to Sanders four consecutive times, with his last rush crossing the goal line from 4 yards out. Appalachian State threatened on its offensive possession, converting a fourth-and-1 to earn a fresh set of downs at the 15-yard line, but Oruwariye picked Zac Thomas' first-down pass off in the end zone to end the game. It was the third consecutive season opener in which Oruwariye pulled in an interception.

The Nittany Lions held a 24-10 lead through three quarters, but the Mountaineers stormed back in the fourth quarter, scoring four touchdowns and allowing just one for a 38-31 lead with under two minutes to play.

Penn State responded as redshirt freshman KJ Hamler setup a game-tying touchdown drive with a 52-yard kickoff return out of the end zone, patiently waiting for a lane to develop before bursting down the right sideline. McSorley went to work from the App State 48 with 1:39 on the clock, going 5-for-6 passing - including a fourth-and-2 conversion - and ultimately connected with Hamler for a 15-yard touchdown to tie the score at 38-38 with 42 seconds to play.

Appalachian State missed a 56-yard field goal attempt on its ensuing drive with 15 seconds left on the clock, sending the game to overtime. Penn State got the ball first in the extra session and handed it over Sanders to do all of the work on the ground. Sanders used four carries to rush for 25 yards and a touchdown that put the Nittany Lions ahead 45-38.

After the Mountaineers converted on a fourth down, Thomas heaved a ball into the corner of the end zone, but it was Oruwariye who came down with the pigskin to seal the Penn State victory.

McSorley accounted for three touchdowns, two rushing and one passing, and finished with 283 total offense yards. The senior signal caller connected on 21 of his 36 passing attempts.

Sanders rushed for 91 yards and two touchdowns, including the game-winner. Linebacker Jan Johnson led the Nittany Lion defense with 11 total tackles.

KEYS AND DIFFERENCE MAKERS

Miles Sanders (PSU, RB) and the Ground Game

Making just his second career start, Sanders enjoyed a career game, setting highs in rushing yards (91), attempts (19) and rushing touchdowns (2), not to mention the game-winning score in overtime.

Five of Penn State's six touchdowns scored in the game came on the ground, as McSorley scored two and totaled 53 yards rushing 12 carries. Freshman Ricky Slade added 39 yards on six carries in his debut, including a 27-yard touchdown run late in the third quarter.

Trace McSorley (PSU, QB)

McSorley completed 21-of-36 passes for 230 yards and a touchdown and rushed 12 times for 53 yards and two touchdowns.

KJ Hamler (PSU, WR/KR)

Hamler made an impact in his collegiate debut, catching four passes for a team-high 68 yards and a game-tying touchdown, while also breaking through for 52 yards on his lone kickoff return to setup the game-tying drive with less than two minutes to go in regulation. The redshirt freshman also hauled in a 46-yard reception early in the fourth quarter, which led to a Miles Sanders rushing touchdown and a 31-17 Penn State lead with 11:17 remaining.

Notable Nittany Lions

Wide receiver Juwan Johnson led the Lions with six receptions, totaling 67 yards. He was one of seven receivers that McSorley targeted.

On defense, Johnson made his first career start at middle linebacker and totaled a game- and career-high 11 tackles. In the secondary, safety Nick Scott made a career-best nine tackles and registered his first career sack.

Appalachian State Kickoff Return Touchdown

Penn State scored on the game's opening drive, but App State's Darrynton Evans returned the ensuing kickoff 100 yards for a touchdown. It was the first kickoff return touchdown Penn State had allowed since yielding one at Northwestern in 2015

	1	2	3	4	OT	F
APP	10	0	0	28	0	38
PSU	7	3	14	14	7	45

1st	12:02	PSU			7-75/2:58/0-7	
	11:48	APP				7-7
	4:10	APP			12-60/6:37/10-7	
	0:12	PSU			12-77/4:32/10-10	
2nd	9:41	APP			8-65/3:22/10-17	
	2:41	PSU			8-72/3:40/10-24	
3rd	13:39	APP			10-75/4:02/17-24	
	11:17	PSU			6-75/2:22/17-31	
	7:40	APP			9-80/3:32/24-31	
	6:03	APP			4-53/1:36/31-31	
	1:47	APP			4-42/1:12/38-31	
	0:42	PSU			7-48/0:57/38-38	
4th	--	PSU			4-25/0:00/38-45	
OT						

TEAM STATS		
	APP	PSU
First Downs	22	24
Rushing Yards	159	205
Passing Yards	292	229
Passing (C-A-Int)	26-39-1	20-35-0
Total Offense	451	434
Plays	76	79
Fumbles (#-Lost)	1-0	0-0
Penalties (#-Yards)	9-100	2-10
Possession Time	32:28	27:32
3rd-Down Conv.	6-16	6-15
Red Zone	3-4	6-6
Touchdowns	3	5
Field goals	0	1

OTHER		
Time of Game		3:40
Appalachian State	0-1, 0-0 Sun Belt	
Penn State	1-0, 0-0 BIG	

INDIVIDUAL STATISTICS

RUSHING

App State-Moore, Jalin 18-88; Thomas, Zac 15-43; Heath, Dominique 1-19; Evans, Darrynton 3-9.

Penn State-Sanders, Miles 19-91; McSorley, Trace 12-53; Slade, Ricky 6-39; Allen, Mark 6-25; TEAM 1-minus 3.

PASSING

App State-Thomas, Zac 25-38-1-270; Derrick, Peyton 1-1-0-22.

Penn State-McSorley, Trace 20-35-0-229.

RECEIVING

App State-Sutton, Corey 6-87; Moore, Jalin 5-36; Williams, Malik 4-66; Hennigan, Thomas 4-28; Heath, Dominique 2-35; Evans, Darrynton 2-10; Virgil, Jalen 1-14; Pearson, Henry 1-8; Papenheim, Devin 1-8.

Penn State-Johnson, Juwan 6-67; Hamler, KJ 3-67; Sanders, Miles 3-20; Allen, Mark 3-18; Holland, Jonathan 2-36; Polk, Brandon 2-19; Dalton, Danny 1-2.

TOP TACKLERS (T-UA-A)

App State-Flory, Anthony 9-3-6; Fehr, Jordan 8-5-3; Duck, Clifton 7-5-2; Hayes, Tae 6-5-1; Davis-Gaither, Akeem 5-2-3; Franklin, Desmond 4-4-0; Godwin, Okon 4-2-2.

Penn State-Johnson, Jan 11-4-7; Scott, Nick 9-5-4; Taylor, Garrett 8-6-2; Oruwariye, Amani 7-7-0; Farmer, Koa 5-3-2; Castro-Fields, Tariq 4-2-2; Brown, Cam 4-2-2; Parsons, Micah 4-0-4.

GAME 2

PENN STATE **51**



6 PITTSBURGH

HEINZ FIELD
ABC SEPT. 8, 2018
ATTN: 68,400



GAME RECAP

PITTSBURGH - No. 13/10 Penn State never trailed as success in all three phases of the game and a dominant second half led the Nittany Lions to a 51-6 victory over Pittsburgh on a rainy night at Heinz Field.

The 45-point margin of victory was the largest in the Penn State-Pitt series since a 52-point win (65-9) over the Panthers in 1968.

The teams were only separated by a missed extra point (7-6) for the majority of the first half, but Penn State never looked back after quarterback Trace McSorley connected with wide receiver KJ Hamler for a touchdown just before halftime, giving the Lions a 14-6 lead. The seven points were the first of 44 unanswered that the Nittany Lions would score, of which 37 came in the second half.

The Nittany Lion defense held Pitt to 69 yards in the second half, including minus-2 in the third quarter. On offense McSorley rushed and passed for a touchdown, Mark Allen rushed for a touchdown and quarterback Sean Clifford threw a 34-yard touchdown pass to Brandon Polk on his first career play. On special teams, DeAndre Thompkins returned a punt for a touchdown, while the defense added two points with a safety.

McSorley completed 14-of-30 passes for 145 yards as wet and rainy conditions factored in several dropped passes, but he threw for two touchdowns and rushed five times for 36 yards and a touchdown. Hamler was the leading receiver with three catches for 40 yards and a touchdown, and he also scored Penn State's first touchdown of the game on a jet sweep from 32 yards out. Additionally, running back Miles Sanders posted his first career 100-yard rushing game, totaling 118 yards on 16 carries, with a long rush of 41 yards.

In the second half, Penn State's average field position was its own 46, while Pitt was mired at its own 18. Six of Pitt's nine offensive drives in the second half started inside its own 16, including its first four of the half.

Gillikin enjoyed a strong game punting, with three punts inside the 10, four inside the 20 and two punts for more than 50 yards.

Second Half Defense

Pitt outgained Penn State 231-188 in the first half, with 214 yards rushing, but the Nittany Lions tightened up in the second half. Pitt lost 2 yards in the third quarter and managed just 71 yards in the fourth, also only gaining just five first downs. Penn State never let Pitt's passing game off the ground, holding quarterback Kenny Pickett to just 55 yards on nine completions and an interception on 18 passing attempts for the game.

Miles Sanders (PSU, RB) and the Ground Game

Penn State surpassed 200 yards rushing as a team for a fifth consecutive game, led by Sanders' 118 yards. McSorley added 36 yards and a touchdown on five carries, while Hamler's first career rush went for 32 yards and a touchdown. Allen rushed for 12 yards and his first touchdown since the 2016 season.

Trace McSorley (PSU, QB)

McSorley was responsible for three touchdowns, throwing for two and running for one. He completed 14-of-30 passes for 145 yards and touchdowns to redshirt freshmen Hamler and Mac Hippenhammer, while running for a touchdown amongst his five carries for 36 yards. It was McSorley's 18th career game with both a rushing and passing touchdown.

KJ Hamler (Penn State, WR/KR)

Hamler enjoyed his first multi-touchdown game, registering the game's first score on a 32-yard run, and then hauling in a 14-yard touchdown catch just before halftime to give Penn State a 14-6 lead going into the locker room. His three receptions were a game high, and he totaled 40 yards.

Firsts

Hamler scored his first rushing touchdown for Penn State's first score of the game. In the fourth quarter, Hippenhammer scored his first receiving touchdown on his first reception and Clifford threw his first career touchdown pass on his first collegiate play.

Penalties

Penn State proved to be the more disciplined

	1	2	3	4	OT	F
PSU	7	7	16	21	-	51
PITT	6	0	0	0	-	6

1st	12:14	PSU	3-63/1:09/7-0
	7:09	UP	10-75/5:05/7-6
	0:26	PSU	3-35/0:33/14-6
2nd	8:36	PSU	8-40/2:39/21-6
	7:38	PSU	23-6
	0:28	PSU	30-6
3rd	11:40	PSU	5-64/2:29/37-6
	6:17	PSU	12-61/4:00/44-6
4th	4:21	PSU	1-34/0:11/51-6

TEAM STATS

	PSU	PITT
First Downs	23	15
Rushing Yards	211	245
Passing Yards	179	55
Passing (C-A-Int)	15-31-0	9-18-1
Total Offense	390	300
Plays	64	70
Fumbles (#-Lost)	3-2	4-2
Penalties (#-Yards)	4-45	14-116
Possession Time	25:38	34:22
3rd-Down Conv.	4-11	4-14
Red Zone	4-4	1-3
Touchdowns	4	1
Field goals	0	0

OTHER

Time of Game	3:25
Penn State	2-0, 0-0 BIG
Pittsburgh	1-1, 0-0 ACC

KEYS AND DIFFERENCE MAKERS Turnovers and Field Position

Pitt was stopped twice inside the Penn State 5-yard line in the first half, as cornerback Amani Oruwariye intercepted a Pitt pass at the 3-yard line late in the first quarter and cornerback Zech McPhearson dropped Pitt running back Qadree Ollison for a 3-yard loss on fourth-and-3 at the Penn State 4 late in the second quarter.

Penn State benefitted from another turnover late in the first half following the fourth-down stop. The Nittany Lions went three-and-out, but punter Blake Gillikin boomed a 47-yard punt to the Pitt 38. Penn State then forced a three-and-out and Pitt punter Kirk Christodoulou fumbled the snap, allowing Jarvis Miller to recover it for Penn State at the Pitt 35. It took Penn State just three plays to find the end zone. After an incompleting, Sanders rushed for 21 yards and then McSorley found Hamler wide open over the middle for a 14-yard touchdown reception and a 14-6 lead.

INDIVIDUAL STATISTICS

RUSHING

Penn State-Sanders, Miles 16-118; McSorley, Trace 5-36; Hamler, KJ 1-32; Slade, Ricky 4-13; Allen, Mark 7-12.
Pitt-Ollison, Qadree 21-119; Jacques-Louis, Shockey 2-39; Davis, A.J. 6-38; Pickett, Kenny 14-30; Hall, Darrin 7-28; Aston, George 1-minus 2; Christodoulou, Kirk 1-minus 7.

PASSING

Penn State-McSorley, Trace 14-30-0-145; Clifford, Sean 1-1-0-34.
Pitt-Pickett, Kenny 9-18-1-55.

RECEIVING

Penn State-Hamler, KJ 3-40; Polk, Brandon 2-45; Holland, Jonathan 2-25; Johnson, Juwan 2-23; Dalton, Danny 2-17; Hippenhammer, Mac 1-11; Allen, Mark 1-7; Sanders, Miles 1-6; Freiermuth, Pat 1-5.
Pitt-Jacques-Louis, Shockey 2-21; Aston, George 2-14; Ollison, Qadree 2-3; Mack, Taysir 1-9; Butler-Jenkins, Dontavious 1-4; Hall, Darrin 1-4.

TOP TACKLERS (T-UA-A)

Penn State-Parsons, Micah 7-5-2; Givens, Kevin 7-5-2; Toney, Shaka 5-5-0; Taylor, Garrett 5-2-3; Johnson, Jan 5-2-3; Castro-Fields, Tariq 5-1-4.
Pitt-Wirginis, Quintin 9-7-2; Briggs, Dennis 6-6-0; Jackson, Dane 4-4-0; Weaver, Rashad 4-3-1; Idowu, Oluwaseun 4-3-1; Stocker, Jazzee 3-3-0; Mathis, Damarri 3-3-0; Hendrix, DeWayne 3-1-2.

GAME 3

KENT STATE 10



63 PENN STATE

BEAVER STADIUM FS1
SEPT. 15, 2018
ATTN: 106,528



GAME RECAP

UNIVERSITY PARK, Pa. - Senior quarterback Trace McSorley accounted for five touchdowns as No. 11/10 Penn State football totaled 643 yards of total offense in a 63-10 victory over Kent State in front of 106,528 fans at Beaver Stadium.

For the Penn State offense, McSorley threw for 229 yards and two touchdowns and ran for 54 yards and a career-high-tying three touchdowns. His top target was DeAndre Thompkins, who made four catches for 101 yards, including a diving 40-yard reception in the end zone. On the ground, seven Penn Staters combined for 297 yards with Miles Sanders posting 86 yards on 14 carries, while Mark Allen, Ricky Slade and Johnathan Thomas each rushed for a touchdown.

The Penn State defense held the up-tempo Kent State offense to 221 yards, with just 41 yards allowed on the ground. Cam Brown led the unit with seven tackles, while Penn State totaled seven sacks, led by Shareef Miller and Jayson Oweh with 2.0 each. Miller also led the team with 3.0 tackles for loss.

The Nittany Lion offense tallied its first touchdown of the afternoon with 12:51 left in the first quarter of play when McSorley hit Thompkins for a 40-yard touchdown pass. Kent State then tied the game at 7-7 on a 47-yard touchdown pass from Woody Barrett to Mike Carrigan on the ensuing drive, but Penn State went on to outscore Kent State, 56-3, down the stretch to secure the win.

A pair of freshmen secured the longest play from scrimmage in Penn State history in the fourth quarter, as quarterback Sean Clifford found a wide-open Daniel George for a 95-yard touchdown reception.

Chunk Plays

Penn State was able to gain yards in chunks, highlighted by its longest play from scrimmage in history, as quarterback Clifford and George connected on a 95-yard touchdown reception in the fourth quarter.

Penn State opened the game with a 19-yard completion to Sanders and following that with a 56-yard touchdown pass that was nullified by a penalty. The latter did not matter though as Thompkins made a diving catch in the end zone for a 40-yard touchdown reception for the game's first score.

Kent State was able to answer with a 47-yard touchdown pass though from Barrett to Carrigan. It was the Golden Flashes' lone touchdown for the game.

Big runs keyed Penn State's next two scoring drives of the first quarter, as an 18-yard McSorley run with a personal foul penalty tacked on setup the second, and a 19-yard Allen run setup the third.

Kent State left Penn State just 25 seconds on offense, but a 22-yard completion to Hamler moved the Nittany Lions to the 13, from where McSorley would rush into the end zone from 13 yards for a 28-10 halftime lead.

The big plays continued in the second half. A career-long 23-yard reception by freshman tight end Pat Freiermuth moved Penn State into the red zone, setting up an eventual Allen touchdown and a 35-10 lead.

Penn State extended its lead to 42-10 following a two-play scoring drive keyed by a 39-yard reception by Thompkins. Slade rushed into the end zone from just 2 yards out on the following play.

Cam Sullivan-Brown hauled in a 66-yard touchdown pass late in the third quarter, but it was wiped away by another holding penalty. Again, it did not matter, as McSorley later connected with Brandon Polk for a career-long 41-yard touchdown reception and a 49-10 lead.

Clifford and George's 95-yard play was not the last big one of the day, as Johnathan Thomas broke free for 69-yard on the game's final drive.

DeAndre Thompkins (PSU, WR)

Thompkins' 101 yards on the day sent him over the 1,000-yard mark for his career. Thompkins now has 1,017 career receiving yards, becoming the 31st player in program history to reach that mark. The 100-yard effort was the second of his career, joining his 102-yard performance against Michigan State last season.

SCORING SUMMARY

	1	2	3	4	OT	F
KSU	7	3	0	0	-	10
PSU	21	7	21	14	-	63

1st	12:51	PSU	5-75/2:09/0-7
		DeAndre Thompkins 40 yd pass from McSorley (Pinegar kick)	
	9:43	KSU	11-75/3:08/7-7
		Mike Carrigan 47 yd pass from Barrett (Trickett M. kick)	
	5:07	PSU	9-75/3:02/7-14
		Trace McSorley 1 yd run (Pinegar kick)	
	1:09	PSU	7-31/3:00/7-21
		Trace McSorley 2 yd run (Pinegar kick)	
2nd	0:35	KSU	5-0/0:48/10-21
		Matthew Trickett 24 yd field goal	
	0:04	PSU	4-43/0:21/10-28
		Trace McSorley 13 yd run (Pinegar kick)	
3rd	10:05	PSU	8-57/3:03/10-35
		Mark Allen 7 yd run (Pinegar kick)	
	7:42	PSU	2-41/0:35/10-42
		Ricky Slade 2 yd run (Pinegar kick)	
	2:37	PSU	8-70/3:50/10-49
		Brandon Polk 41 yd pass from McSorley (Pinegar kick)	
4th	6:55	PSU	3-98/1:12/10-56
		Daniel George 95 yd pass from Clifford (Pinegar kick)	
	1:09	PSU	3-80/1:11/10-63
		Johnathan Thomas 15 yd run (Pinegar kick)	

TEAM STATS

	KSU	PSU
First Downs	18	26
Rushing Yards	41	297
Passing Yards	180	346
Passing (C-A-Int)	21-40-0	14-25-1
Total Offense	221	643
Plays	77	70
Fumbles (#-Lost)	1-0	2-0
Penalties (#-Yards)	10-83	9-85
Possession Time	31:38	28:22
3rd-Down Conv.	7-20	5-12
Red Zone	1-1	6-6
Touchdowns	0	6
Field goals	1	0

OTHER

Time of Game	3:28
Kent State	1-2, 0-0 MAC
Penn State	3-0, 0-0 BIG

KEYS AND DIFFERENCE MAKERS

Trace McSorley (PSU, QB)

McSorley was responsible for five touchdowns, throwing for two and rushing for three in just three quarters of work. He completed 11-of-22 pass attempts for 229 yards, marking the 24th time he has surpassed 200 yards passing in a game to extend his Penn State record.

With 54 rushing yards on the day, McSorley became the 44th Nittany Lion to pass the 1,000-yard mark and only the second quarterback. McSorley's three rushing touchdowns give him 24 for his career, setting a Penn State record for most rushing touchdowns by a quarterback.

It was also McSorley's 19th game with both a passing and rushing touchdown (seven in 2016, nine in 2017, three in 2018).

INDIVIDUAL STATISTICS

RUSHING

Kent State-Crum, Dustin 3-23; Shaw, Jo-El 10-22; Matthews, Will 4-16; Rankin, Justin 3-0; TEAM 1-minus 2; Barrett, Woody 16-minus 18.
Penn State-Sanders, Miles 14-86; Thomas, Johnathan 3-84; Allen, Mark 11-62; McSorley, Trace, 9-54; Clifford, Sean 2-10; Slade, Ricky 5-1; Hamler, KJ 1-0.

PASSING

Kent State-Barrett, Woody 20-38-0-176; Crum, Dustin 1-2-0-4.
Penn State-McSorley, Trace 11-22-1-229; Clifford, Sean 3-3-0-117.

RECEIVING

Kent State-Dixon, Antwan 5-59; Carrigan, Mike 3-58; McKoy, Isaiah 3-21; Shaw, Jo-El 3-14; Harrell, Trey 3-2; Rankin, Justin 2-18; Lawrence-Burke, Mandela 1-4; Price, Kavius 1-4.
Penn State-Thompkins, DeAndre 4-101; Sanders, Miles 3-30; Polk, Brandon 2-55; Freiermuth, Pat 2-35; George, Daniel 1-95; Hamler, KJ 1-22; Kuntz, Zack 1-8.

TOP TACKLERS (T-UA-A)

Kent State-Hicks, Dalton 12-4-8; Bahr, Matt 9-3-6; Parker, Jamal 5-4-1; Phillips, Cepeda 5-3-2; Silva, Jordan 5-2-3; Hines, Elvis 4-2-2; McRae, Juantez 4-2-2.
Penn State-Brown, Cam 7-3-4; Sutherland, Jonathan 5-4-1; Parsons, Micah 5-2-3; Scott, Nick 4-1-3; Luketa, Jesse 3-3-0; Wade, Lamont 3-3-0; Castro-Fields, Tariq 3-3-0; Oweh, Jayson 3-3-0; Miller, Shareef 3-3-0.

GAME 4

PENN STATE **63**



MEMORIAL STADIUM
FS1

vs. **I**

SEPT. 21, 2018
ATTN: 34,704

24 ILLINOIS



GAME RECAP

CHAMPAIGN, Ill. – No. 10/9 Penn State totaled 387 rushing yards, led by 200 yards and three touchdowns from junior running back Miles Sanders, as it defeated Illinois, 63-24, in Memorial Stadium.

Penn State put the game out of reach with 42 unanswered points in the second half, including 35 in the fourth quarter. The Nittany Lions had built a 21-7 lead to start, only to see Illinois score the next 17 points for a 24-21 lead early in the third quarter. However, a Sanders 48-yard touchdown run with 8:36 remaining in the third put Penn State back ahead, and the Lions never looked back.

The fourth quarter scoring surge pushed Penn State past 50 points for a third consecutive game – a school first – and marked the first time since 1917 that Penn State scored 60-plus points in consecutive games.

Joining Sanders in the prolific Penn State running attack was senior quarterback Trace McSorley, who rushed for a career-high 92 yards, and freshman running back Ricky Slade, who ran for a 61-yard touchdown in the fourth quarter and totaled a career-best 94 yards and two touchdowns for the game.

McSorley added three passing touchdowns, completing 12-of-19 passes for 160 yards. Freshman tight end Pat Freiermuth hauled in his first career touchdown reception, while Juwan Johnson and KJ Hamler came up with big touchdown receptions in the second half.

Turnovers

It was a tale of two halves in the turnover battle, with Illinois holding the upper-hand in the first half and Penn State taking advantage in the second.

The Nittany Lions committed two turnovers in the first half and failed to scoop up an Illinois fumble on the goal line. Penn State's first drive rolled for 55 yards until Illinois' Stanley Green forced a fumble on the third play and Michael Marchese recovered it. Illinois was unable to take advantage and Penn State built a two-touchdown lead, but Illinois cut the lead to one score after recovering a fumble forced by linebacker Cam Brown inside the 1, and then connecting on a touchdown pass to Rick Smalling on the very next play.

McSorley was then intercepted by Delano Ware with 28 seconds remaining in the second quarter, and Illinois kicked a field goal to trim the Penn State lead to four.

However, Penn State linebackers Jan Johnson and Ellis Brooks tallied their first career interceptions in the fourth quarter to contribute to the Nittany Lions' rout. With Penn State leading 35-24, Jan Johnson picked a bobbled pass at the Illinois 21, and McSorley found Hamler in the end zone on the first play of the ensuing drive. Brooks setup the final touchdown with a 22-yard interception return to the Illinois 10.

Second-Half Defense

Penn State limited Illinois to just 166 yards and seven points in the second half, as the Nittany Lion defensive unit nearly pulled off its third consecutive second-half shutout.

Penn State was led in tackles by safety Jonathan Sutherland with a career-high eight, while fellow safety Garrett Taylor totaled seven and tied for the team lead with 1.5 stops behind the line.

KEYS AND DIFFERENCE MAKERS
Ground Game

Both teams had success on the ground in the first half, but Penn State persisted in the second half to total 387 yards for the game – its most since running for 389 against Youngstown State in 2006.

Illinois finished with 245 yards rushing. Penn State rushed for 206 yards in the first half and Illinois added 174, but the Nittany Lions outgained the Illinois 181-71 in the second half.

Sanders led Penn State by rushing 22 times for 200 yards and three touchdowns – all career highs – with 14 carries, 113 yards and two touchdowns coming in the first half. It was the 28th 200-yard rushing performance in Penn State history. McSorley rushed for 83 yards in the first half and added one more carry to finish with a career-high 92 yards. Ricky Slade added 94 yards and two touchdowns on 10 carries, with all but one carry for 10 yards coming in the second half.

Illinois was paced on the ground by Reggie Corbin, who totaled 87 yards and a touchdown on 11 carries, highlighted by a 51-yard run to setup a touchdown in the first half. However, Corbin only managed just three carries for minus-2 yards in the second half. Mike Epstein added 73 yards on 13 carries, but was also limited in the second half, totaling 1 yard on one carry in the second half.

SCORING SUMMARY

	1	2	3	4	OT	F
PSU	7	14	7	35	-	63
ILL	7	10	7	0	-	24

1st	9:17	PSU	Miles Sanders 14 yd run (Pinegar kick)	9-70/3:32/7-0
	2:16	ILL	Reggie Corbin 2 yd run (McLaughlin kick)	6-74/1:31/7-7
2nd	12:52	PSU	Miles Sanders 2 yd run (Pinegar kick)	11-75/4:24/14-7
	8:11	PSU	Pat Freiermuth 5 yd pass from McSorley (Pinegar kick)	8-66/3:14/21-7
	6:47	ILL	Ricky Smalling 6 yd pass from Rivers (McLaughlin kick)	5-75/1:24/21-14
	0:00	ILL	McLaughlin 42 yd field goal	5-32/0:28/21-17
3rd	10:36	ILL	Ricky Smalling 17 yd pass from Rivers (McLaughlin kick)	9-75/4:24/21-24
	8:36	PSU	Miles Sanders 48 yd run (Pinegar kick)	5-90/2:00/28-24
4th	14:53	PSU	Juwan Johnson 16 yd pass from McSorley (Pinegar kick)	11-60/6:11/35-24
	14:09	PSU	KJ Hamler 21 yd pass from McSorley (Pinegar kick)	1-21/0:09/42-24
	9:58	PSU	Ricky Slade 61 yd run (Pinegar kick)	2-66/0:36/49-24
	4:24	PSU	Ricky Slade 1 yd run (Pinegar kick)	6-54/2:48/56-24
	1:56	PSU	Journey Brown 6 yd run (Pinegar kick)	2-10/0:50/63-24

TEAM STATS

	PSU	ILL
First Downs	31	26
Rushing Yards	387	245
Passing Yards	204	166
Passing (C-A-Int)	13-20-1	18-31-2
Total Offense	591	411
Plays	71	76
Fumbles (#-Lost)	2-1	2-0
Penalties (#-Yards)	8-72	7-81
Possession Time	29:55	30:05
3rd-Down Conv.	9-11	4-12
Red Zone	6-6	3-3
Touchdowns	6	3
Field goals	0	1

OTHER

Time of Game	3:30
Penn State	4-0, 1-0 BIG
Illinois	2-2, 0-1 BIG

INDIVIDUAL STATISTICS

RUSHING

Illinois-Corbin, Reggie 11-87; Epstein, Mke 13-73; Bonner, RaVon 4-42; Rivers, M.J. 10-24; Robinson, Matt 4-17; Brown, Dre 2-4; Davis Trenard 1-minus 2.
Penn State-Sanders, Miles 22-200; Slade, Ricky 10-94; McSorley, Trace, 15-92; Brown, Journey 2-10; Clifford, Sean 2-minus 9.

PASSING

Illinois-Rivers, M.J. 17-28-1-149; Robinson, Matt 0-2-1-0; Davis, Trenard 1-1-0-17.
Penn State-McSorley, Trace 12-19-1-160; Clifford, Sean 1-1-0-44.

RECEIVING

Illinois-Green, Carmoni 4-49; Mays, Sam 3-26; Barker, Daniel 3-19; Smalling, Ricky 2-23; Epstein, Mike 2-19; Davis, Trenard 2-17; Corbin, Reggie 2-13.
Penn State-Johnson, Juwan 4-51; Holland, Jonathan; 3-53; Hamler, KJ 2-41; Thompkins, DeAndre 2-10; Hippenhammer, Mac 1-44; Freiermuth, Pat 1-5.

TOP TACKLERS (T-UA-A)

Illinois-Roundtree, Bobby 12-10-2; Phillips, Del'Shawn 8-4-4; Brown, Sydney 5-3-2; Green, Stanley 4-4-0; Gay, Isaiah 4-3-1; Ware, Delano 3-1-2; Hansen, Jake 3-1-2; Oladipo, Lere 3-1-2.

Penn State-Sutherland, Jonathan 8-6-2; Taylor, Garrett 7-6-1; Johnson, Jan 6-5-1; Brooks, Ellis 6-5-1; Parsons, Micah 6-5-1; Scott, Nick 5-4-1; Windsor, Robert 5-2-3; Brown, Cam 3-2-1; Oruwariye, Amani 3-1-2; Farmer, Koa 3-1-2; Givens, Kevin 3-0-3.

GAME 5

OHIO STATE **27** vs. **26** PENN STATE

BEAVER STADIUM SEPT. 29, 2018
ABC ATTN: 110,889



GAME RECAP

UNIVERSITY PARK, Pa. – Trace McSorley totaled a school-record 461 total offense yards to lead No. 9 Penn State, but No. 4 Ohio State rallied late in the fourth quarter for a 27-26 victory in front of a Beaver Stadium-record 110,889 fans.

After entering the fourth quarter trailing by one point, Penn State took a 26-14 lead with exactly eight minutes remaining following a McSorley touchdown pass (12:22) and a 1-yard touchdown run by running back Miles Sanders (8:00). However, Ohio State responded with two touchdowns and then stopped the Nittany Lions on fourth-and-5 from the Ohio State 43 inside two minutes to seal the win.

Ohio State quarterback Dwayne Haskins threw both fourth-quarter touchdowns, connecting on a 47-yarder with Binjimin Victor with 6:42 remaining and a 24-yarder with K.J. Hill with 2:03 remaining.

the Buckeye defense for a 13-0 Penn State lead with 5:59 remaining in the half. It's the second-longest play from scrimmage in Penn State history.

Hamler's 36-yard reception in the fourth quarter led to a go-ahead touchdown for Penn State, however he left the game after the play due to injury.

He finished with four catches for a career- and game-high 138 yards.

KEYS AND DIFFERENCE MAKERS
Trace McSorley (PSU, QB)

McSorley totaled 461 yards of total offense, rushing for a career-high 175 yards on 25 carries and completing 16-of-32 passes for 286 yards and two touchdowns. The effort broke former Penn State quarterback Christian Hackenberg's school record of 456 yards of total offense set against UCF in 2014, and his 175 rushing yards rank as the second-most by a quarterback in a game in program history and the most since Eugene "Shorty" Miller ran for 250 yards in 1913 against Carnegie Tech.

McSorley set career highs for his longest run and longest pass play, rushing for 51 yards in the first quarter and connecting with wide receiver KJ Hamler for a 93-yard touchdown pass in the second quarter. The latter gave Penn State a 13-0 lead with 5:59 remaining in the first half and marked his 33rd consecutive game with a touchdown pass.

McSorley's second touchdown of the night put Penn State back in the lead after falling behind in the third quarter. A 36-yard completion to Hamler and a 15-yard rush by McSorley moved the Nittany Lions to the Ohio State 2, and McSorley lofted a pass to the back of the end zone for freshman tight end Pat Freiermuth, who pulled it in with one hand for a go-ahead touchdown, 20-14, with 12:22 remaining.

Of his 175 yards rushing, 99 were in the second half.

Ohio State Passing Game

Ohio State was able to move the ball through the air in the second half. Haskins was held to just seven completions on 16 attempts for 62 yards, an interception and a touchdown in the first half, but completed 15-of-23 passes for 208 yards and two touchdowns in the second. Parris Campbell caught seven passes for 60 yards to lead the Buckeyes in both categories, while K.J. Hill followed with six receptions for 59 yards and the game-winning touchdown.

J.K. Dobbins' two catches for 61 yards were both impactful. He scored Ohio State's first touchdown of the game on a 26-yard reception from Haskins with 1:50 remaining in the first half, and then moved the Buckeyes from their own 4 to the 39 with a 35-yard reception to start their eventual game-winning, eight-play, 96-yard touchdown drive in the fourth quarter.

Victor also scored a receiving touchdown, weaving through the Penn State defense for a 47-yard score with 6:42 remaining in the game, pulling the Buckeyes to within five, 26-21.

Points Off Turnovers

A Garrett Taylor interception – the first of his career – setup Pinegar's second field goal of the night. Taylor picked a pass off the hands of Johnnie Dixon at the Penn State 27, and then returned it 45 yards to the Ohio State 28. The Lions were unable to advance into the red zone for a first down, so Pinegar converted from 39 yards out with 11:18 remaining in the second quarter for a 6-0 Penn State lead.

Ohio State's first points came off a Penn State fumble. Late in the second half, Tuf Borland was able to punch the ball loose from Miles Sanders and Dre'Mont Jones recovered it at the Penn State 25. On the Buckeyes' second play from scrimmage from the 26, Haskins dumped the ball off to Dobbins, and sprinted down the sideline for the touchdown with 1:50 remaining in the half, pulling the Buckeyes within six points, 13-7.

SCORING SUMMARY

	1	2	3	4	OT	F
OSU	0	7	7	13	-	27
PSU	3	10	0	13	-	26

1st	4:58	PSU	8-63/3:37/3-0
		Jake Pinegar 34 yd field goal	
2nd	11:18	PSU	4-7/1:30/6-0
		Jake Pinegar 39 yd field goal	
	5:59	PSU	3-98/1:03/13-0
		KJ Hamler 93 yd pass from McSorley (Pinegar kick)	
	1:50	OSU	2-25/0:42/13-7
		JK Dobbins 26 yd pass from Haskins (Neurnberger kick)	
3rd	10:42	OSU	13-75/4:38/13-14
		JK Dobbins 4 yd run (Neurnberger kick)	
4th	12:22	PSU	6-73/2:22/20-14
		Pat Freiermuth 2 yd pass from McSorley (Pinegar kick)	
	8:00	PSU	7-52/2:18/26-14
		Miles Sanders 1 yd run (2-point conversion failed)	
	6:42	OSU	3-75/1:18/26-21
		Binjimin Victor 47 yd pass from Haskins (Neurnberger kick)	
	2:03	OSU	8-96/2:32/26-27
		KJ Hill 24 yd pass from Haskins (2-point conversion failed)	

TEAM STATS

	OSU	PSU
First Downs	21	22
Rushing Yards	119	206
Passing Yards	270	286
Passing (C-A-Int)	22-39-1	16-32-0
Total Offense	389	492
Plays	76	76
Fumbles (#-Lost)	0-0	2-1
Penalties (#-Yards)	10-105	7-64
Possession Time	28:21	31:39
3rd-Down Conv.	4-17	3-17
Red Zone	1-2	3-3
Touchdowns	4	3
Field goals	0	2

OTHER

Time of Game	3:49
Penn State	4-1, 1-1 BIG
Ohio State	5-0, 2-0 BIG

INDIVIDUAL STATISTICS

RUSHING
Ohio State-Dobbins, J.K. 17-57; Weber, Mike 9-51; Campbell, Paris 2-19; Haskins, Dwayne 4-8; Hill, K.J. 1-minus 3.
Penn State-McSorley, Trace, 25-175; Sanders, Miles 16-43; Stevens, Tommy 3-minus 12.

PASSING
Ohio State-Haskins, Dwayne 22-39-1-270.
Penn State-McSorley, Trace 16-32-0-286.

RECEIVING
Ohio State-Dobbins, J.K. 2-61; Campbell, Paris 7-60; Hill, K.J. 6-59; Victor, Binjimin 2-55; Mack, Austin 3-25; Weber, Mike 1-5; Saunders, C.J. 1-5.
Penn State-Hamler, KJ 4-138; Johnson, Juwan 5-61; Freiermuth, Pat 3-44; Hippenhammer, Mac 1-21; Polk, Brandon 1-20; Sanders, Miles 2-5.

TOP TACKLERS (T-UA-A)
Ohio State-Fuller, Jordan 8-5-3; Borland, Tuf 8-3-5; Harrison, Malik 8-6-2; Young, Chase 6-3-3; Werner, Pete 5-4-1.
Penn State-Farmer, Koa 8-2-6; Brown, Cam 6-3-3; Scott, Nick 5-3-2; Johnson, Jan 5-4-1; Miller, Shareef 5-3-2; Windsor, Robert 5-2-3.

GAME 6

MICHIGAN STATE **21**



vs.



17 PENN STATE

BEAVER STADIUM OCT. 13, 2018
BTN ATTN: 106,685



GAME RECAP

UNIVERSITY PARK, Pa. – Penn State quarterback Trace McSorley became the school's all-time passing yards leader and running back Miles Sanders rushed for 162 yards and a touchdown against the nation's No. 1 rush defense, but Michigan State rallied for a 21-17 victory over the No. 8 Nittany Lions.

Penn State held a 17-14 advantage with less than 1:30 to play before Michigan State put together an eight-play, 76-yard touchdown drive to pull ahead 21-17 with 19 seconds left on the clock. Spartan quarterback Brian Lewerke connected with Felton Davis III on a 25-yard reception for the score.

KJ Hamler returned the ensuing kickoff 24 yards to the Penn State 26 and caught a 20-yard pass to advance the Lions to the 46, but the Spartans pressured McSorley on the final play and his throw fell incomplete as time expired.

Penn State's last five losses have been by a total of just 12 points, which is the smallest margin of defeat over five losses in program history. The Spartans' late go-ahead touchdown marked the only time they led all afternoon.

McSorley continued to rewrite the program history books, becoming Penn State's all-time leader in career passing yards. He finished the day with 192 passing yards to total 8,610 for his career, surpassing Christian Hackenberg's previous program standard of 8,457.

Sanders also achieved a milestone against the Spartans, eclipsing 1,000-career rushing yards to become the 45th Nittany Lion to do so.

Michigan State Defense in the Second Half

Although Michigan State allowed a season-high rushing yard total on the ground, only 39 of those yards were allowed in the second half. Accordingly, the Spartans limited Penn State to just a field goal over the final 30 minutes, slowing the Nittany Lions top-ranked, second-half scoring offense, which entered the day averaging 31 second-half points per game.

Safety Kari Willis led the unit with nine tackles and a forced fumble that linebacker Tyriq Thompson recovered to halt Penn State's game-opening drive at the Michigan State 33. The Spartans, managed just one sack on the day, but the sack was a crucial one McSorley slipped on fourth-and-4 in the third quarter after a Penn State drive start in Michigan State territory.

Trace McSorley (PSU, QB)

McSorley became the all-time leading passer in Penn State history with his 192 yards passing, completing 19-of-32 passing attempts with one touchdown.

Brian Lewerke (MSU, QB) and Felton Davis III (MSU, WR)

Lewerke completed 24-of-52 pass attempts for 259 yards and two touchdowns with one interception. Davis III was his top target, catching eight passes for 100 yards and two touchdowns, including the game-winner.

KJ Hamler (PSU, WR)

Hamler was Penn State's leading receiver, catching five passes for 66 yards and a touchdown. It was his fifth touchdown grab in six career games, and he added 57 yards on kickoff returns to total 123 all-purpose yards for his fifth game with 100 or more all-purpose yards.

Garrett Taylor (PSU, S)

Taylor had an interception in the third quarter, a career-high five pass breakups and a forced fumble at the goal line that Michigan State retained in the second quarter.

SCORING SUMMARY

	1	2	3	4	OT	F
MSU	0	7	7	7	-	21
PSU	7	7	0	3	-	17

1st	5:03	PSU	4-94/1:32/0-7
			KJ Hamler 5 yd pass from McSorley (Pinegar kick)
2nd	13:25	MSU	11-81/4:03/7-7
			La'Darius Jefferson 1 yd run (Coghlin kick)
	4:33	PSU	5-64, 2:18, 7-14
			Miles Sanders 48 yd run (Pinegar kick)
3rd	6:10	MSU	5-64, 2:16, 14-14
			Felton Davis III 20 yd pass from Lewerke (Coghlin kick)
4th	9:21	PSU	11-55/5:15/14-17
			Jake Pinegar 20 yd field goal
	0:19	MSU	8-76/1:00/21-17
			Felton Davis III 25 yd pass from Lewerke (Coghlin kick)

TEAM STATS

	MSU	PSU
First Downs	25	14
Rushing Yards	123	205
Passing Yards	295	192
Passing (C-A-Int)	25-53-1	19-32-0
Total Offense	418	397
Plays	89	64
Fumbles (#-Lost)	4-0	1-1
Penalties (#-Yards)	3-20	6-41
Possession Time	34:12	25:48
3rd-Down Conv.	5-19	3-14
Red Zone	2-2	2-3
Touchdowns	2	1
Field goals	0	1

OTHER

Time of Game	3:40
Penn State	4-2, 1-2 BIG
Michigan State	4-2, 2-1 BIG

KEYS AND DIFFERENCE MAKERS

Miles Sanders and the Penn State Running Game

Sanders totaled 162 yards on 17 carries, breaking free for a career-long 78-yard run in the first quarter to setup Penn State's first touchdown and for a 48-yard touchdown run in the second quarter. McSorley added 37 yards on the ground and running back Ricky Slade added eight for a total of 205 yards. Penn State has rushed for 200 or more yards in its last nine consecutive games.

The Michigan State defense had only surrendered 169 rushing yards total in all five of its games combined this season prior to Sanders' 162-yard performance against it, and his 78-yard run was more than Michigan State had allowed in any game this season.

INDIVIDUAL STATISTICS

RUSHING

Michigan State-Jefferson, La'Darius 15-60; Heyward, Connor 8-44; Lewerke, Brian 12-20; Bridges, Weston 1-minus 1.
Penn State-Sanders, Miles 17-162; McSorley, Trace 13-37; Slade, Ricky 1-8; TEAM 1-minus 2.

PASSING

Michigan State-Lewerke, Brian 24-52-1-259; Heyward, Connor 1-1-0-36.
Penn State-McSorley, Trace 19-32-0-192.

RECEIVING

Michigan State-Davis III, Felton 8-100; Nelson, Laress 5-60; Heyward, Connor 4-20; Chambers, Cam 3-55; Dotson, Matt 2-23; Sokol, Matt 1-25; Jefferson, La'Darius 1-7; Sowards, Brandon 1-5.
Penn State-Hamler, KJ 5-66; Freiermuth, Pat 3-32; Hippenhammer, Mac 3-27; Bowers, Nick 3-18; Polk, Brandon 2-23; Johnson, Juwan 2-19; Sullivan-Brown, Cam 1-7.

TOP TACKLERS (T-UA-A)

Michigan State-Willis, Khari 9-7-2; Dowell, Andrew 7-4-3; Layne, Justin 7-4-3; Thompson, Tyriq 5-2-3; Williams, Raequan 5-2-3; Bachie, Joe 4-4-0; Dowell, David 4-4-0.
Penn State-Taylor, Garrett 6-5-1; Farmer, Koa 6-4-2; Scott, Nick 5-4-1; Johnson, Jan 5-2-3; Parsons, Micah 5-1-4; Oruwariye, Amani 4-4-0; Wade, Lamont 4-3-1; Johnson, Donovan 4-3-1; Gross-Matos, Yetur 4-2-2; Reid, John 4-2-2; Brown, Cam 4-2-2.

GAME 7

PENN STATE **33**



vs.



28 INDIANA

MEMORIAL STADIUM
ABC

OCT. 20, 2018
ATTN: 41,553



GAME RECAP

BLOOMINGTON, Ind. - Senior quarterback Trace McSorley rushed for 107 yards and two touchdowns and was aided by big plays on defense and special teams, as No. 18/16 Penn State defeated Indiana, 33-28, in Big Ten football action in Memorial Stadium.

McSorley's 34-game streak with a passing touchdown came to an end but his 327 yards of total offense and two scores led the Penn State offense. Running back Miles Sanders added 126 all-purpose yards, catching a team-best six passes for 54 yards and rushing 15 times for 72 yards and a touchdown.

Turnovers and special teams were a factor as Penn State generated 10 points off of two fumble recoveries, while a pair of big kickoff returns by KJ Hamler (58 yards) and Johnathan Thomas (94 yards) setup quick Penn State touchdown drives.

Indiana was able to generate 554 yards of total offense, running 100 plays, but the Nittany Lion defense came up with a pair of stops in its own territory inside of two minutes at the end of the first half and another stop after Indiana recovered an onside kick with 49 seconds remaining.

Indiana was able to take leads twice in the game, once in the first quarter and once in the third, but McSorley's two rushing scores, with one late in the third quarter and another early in the fourth, clinched the game for the Nittany Lions.

Turnovers

Penn State generated 10 points off of three second-half takeaways. Defensive tackle PJ Mustipher forced a fumble on the edge of the red zone on Indiana's first drive of the third quarter, and safety Garrett Taylor recovered it, leading to a Penn State field goal drive. In the fourth quarter, Jonathan Sutherland forced a fumble on a punt, and Nick Scott recovered it at the Indiana 32, setting up Penn State's final touchdown drive.

Scott then came up with an interception with 4:35 remaining in the game, ending a crucial Indiana drive.

Indiana was unable to take advantage of a McSorley interception in the second quarter and was unable to recover any of Penn State's three muffed kicks. The Hoosiers did get one last chance to try and take the game after recovering an onside kick. That gave Indiana one last offensive possession with 49 seconds remaining.

Penn State Kick Returns

KJ Hamler opened the game with a 58-yard kickoff return, leading to a short Penn State touchdown drive, and Johnathan Thomas answered an Indiana go-ahead touchdown late in the third quarter with a 94-yard kickoff return, which setup a one-play touchdown drive to put Penn State ahead for good, 26-21.

Miles Sanders (PSU, RB)

Sanders was Penn State's leading receiver, setting career highs with six receptions for 54 yards. He also rushed 15 times for 72 yards and a touchdown.

Juwan Johnson (PSU, WR)

Johnson surpassed 1,000 yards receiving for his career and hauled in a career-long 59-yard catch, leading to a field goal.

Indiana Offense

Quarterbacks Peyton Ramsey and Michael Penix Jr. combined to complete 35-of-55 passes for 330 yards, a touchdown and an interception, while Stevie Scott led a rushing attack that totaled 224 yards with 138 yards and two touchdowns on 26 carries.

Penn State Defense

The Nittany Lions faced 100 plays, but came up big in the final two minutes of the second and fourth quarters preventing Indiana from taking the lead despite getting two possessions each in two-minute situations. Yetur Gross-Matos led the unit with a career-high 10 tackles and two sacks, while Shaka Toney added a career-high four sacks, tying the Penn State single-game record.

SCORING SUMMARY

	1	2	3	4	OT	F
PSU	7	10	9	7	-	33
IU	14	0	7	7	-	28

1st	13:00	PSU	Miles Sanders 1 yd run (Pinegar kick)	5-36/2:00/7-0
	10:18	IND	Stevie Scott 5 yd run (Justus kick)	8-75/2:42/7-7
	1:06	IND	Ronnie Walker 30 yd run (Justus kick)	4-42/1:03/7-14
2nd	10:08	PSU	Pat Freiermuth 23 yd pass from Stevens (Pinegar kick)	6-83/2:20/14-14
	6:27	PSU	Jake Pinegar 27 yd field goal	7-65/2:33/17-14
3rd	7:16	PSU	Jake Pinegar 32 yd field goal	13-63/5:04/20-14
	4:01	IND	Stevie Scott 3 yd run (Justus kick)	9-81/3:15/20-21
	3:41	PSU	Trace McSorley 5 yd run (Pinegar kick blocked)	1-5/0:20/26-21
4th	10:25	PSU	Trace McSorley 4 yd run (Pinegar kick)	5-32/1:27/33-21
	0:49	IND	J-Shun Harris II 21 yd pass from Ramsey (Justus kick)	15-85/3:17/33-28

TEAM STATS

	PSU	IND
First Downs	20	32
Rushing Yards	174	224
Passing Yards	243	330
Passing (C-A-Int)	20-37-1	35-55-1
Total Offense	417	554
Plays	73	100
Fumbles (#-Lost)	3-0	3-2
Penalties (#-Yards)	3-40	7-55
Possession Time	26:02	33:58
3rd-Down Conv.	5-15	9-21
Red Zone	5-5	3-4
Touchdowns	3	3
Field goals	2	0

OTHER

Time of Game	3:47
Penn State	5-2, 2-2 BIG
Indiana	4-4, 1-4 BIG

KEYS AND DIFFERENCE MAKERS

Trace McSorley (PSU, QB)

McSorley completed 19-of-36 passes for 220 yards, adding to his school record with his 26th career 200-yard passing game, and also rushed for 107 yards and two touchdowns. His rushing yardage total ranks as the second most of his career and the 10th most by a Penn State quarterback all-time, and gives him a career-best 554 rushing yards this season, which ranks as the second-most by a Penn State quarterback all time (Michael Robinson, 806 yds; 2005). McSorley also became the 11th player in Big Ten history to surpass 10,000 career yards of total offense in Big Ten history, as he now has 10,283 career total yards.

McSorley was held without a touchdown pass, ending an FBS-leading 34-game streak. It ranks as the fifth-longest in Autonomy Five history.

Penn State was not without a touchdown pass though, as quarterback Tommy Stevens threw a 23-yard touchdown pass to tight end Pat Freiermuth out of the "Lion" package.

INDIVIDUAL STATISTICS

RUSHING

Penn State-McSorley, Trace 19-107; Sanders, Miles 15-72; Brown, Journey 1-5; Gillikin, Blake 1-minus 10.
Indiana-Scott, Stevie 26-138; Walker, Ronnie 4-38; Philyor, Whop 1-26; Penix, Michael 2-24; Harris, J-Shun 1-3; Ramsey, Peyton 11-minus 5.

PASSING

Penn State-McSorley, Trace 19-36-1-220; Stevens, Tommy 1-1-0-23.
Indiana-Ramsey, Peyton 26-36-1-236; Penix, Michael 9-19-0-94.

RECEIVING

Penn State-Sanders, Miles 6-54; Hamler, KJ 4-27; Johnson, Juwan 2-72; Sullivan-Brown, Cam 2-33; Freiermuth, Pat 2-32; Stevens, Tommy 2-2; Thompkins, DeAndre 1-13; Dotson, Jahan 1-10.
Indiana-Timian, Luke 6-58; Hale, Donovan 4-52; Harris, J-Shun 4-44; Taylor, Reese 4-27; Philyor, Whop 4-27; Brookins, Ricky 4-15; Westbrook, Nick 3-33; Majette, Mike 2-10; Fryfogle, Ty 1-25; Scott, Stevie 1-19; Hendershot, Peyton 1-13; Dorris, Austin 1-7.

TOP TACKLERS (T-UA-A)

Penn State-Gross-Matos, Yetur 10-6-4; Oruwariye, Amani 9-6-3; Parsons, Mich 8-7-1; Reid, John 8-6-2; Brown, Cam 8-6-2; Sutherland, Jonathan 6-1; Scott, Nick 7-5-2; Farmer, Koa 7-4-3; Indiana-Ball, Marcelino 10-7-3; Crawford, Jonathan 7-5-2; Willis, Dameon 5-4-1; Bryant, Khalil 5-3-2; Layne, Raheem 4-4-0; Sykes, Nile 4-4-0; Fitzgerald, Bryant 4-3-1.

GAME 8

IOWA **24**



30 PENN STATE



BEAVER STADIUM ESPN
OCT. 27, 2018 ATTN: 105,244

GAME RECAP

UNIVERSITY PARK, Pa. – A gutsy effort by senior quarterback Trace McSorley, big stops on defense and three 40-plus yard field goals by true freshman kicker and Iowa native Jake Pinegar led No. 17/16 Penn State past No. 18 Iowa, 30-24.

Iowa threatened late, but the Penn State defense came up with two big stops in the final minutes to preserve Penn State's lead. Senior safety Nick Scott halted a drive at the Nittany Lion 2-yard line with his second interception in as many weeks with 3:18 remaining, and then time ran out on the Hawkeyes after it regained the ball at its own 23 with 1:23 remaining.

Penn State's defense shutout Iowa's offense in the second half, as the Hawkeyes' only second-half points came on a pick-six by Geno Stone with 10:00 remaining in the fourth quarter. The only other touchdown for Iowa came on a fake field goal play in the first quarter.

McSorley, who missed three offensive drives in the second quarter due to an apparent injury, scored his first touchdown of the game with a 51-yard run less than three minutes into the third quarter to give Penn State its first lead over the Hawkeyes, 24-17.

Pinegar added two field goals in the second half, including a career-long 49-yarder, to give the Nittany Lions a 27-17 advantage with 4:10 left in the third quarter. His 44-yard field goal at the 8:24 mark in the fourth quarter gave him three field goals of 40 or more yards, marking the first time this feat was accomplished by a Nittany Lion since Sam Ficken vs. Maryland in 2013.

KJ Hamler set a career long with a 67-yard kickoff return to set up the Nittany Lions' final scoring drive and Pinegar's field goal. He finished with 188 all-purpose yards, as he also led the team with five receptions for 96 yards. Quarterback Tommy Stevens stepped in for an injured McSorley in the first half and scored on a 3-yard run to tie the game at 14-14 with 6:45 left in the second half.

McSorley (63 yds.), running back Miles Sanders (62 yds.) and Stevens (18 yds.) combined for 143 yards rushing against Iowa's defense, which entered the game second in FBS with an average of just 79.8 yards per game allowed.

Penn State outscored Iowa 13-7 in the second half after the teams went into the locker room tied at 17 after a wild first half that included Iowa tallying two safeties.

KEYS AND DIFFERENCE MAKERS

Trace McSorley and Tommy Stevens (PSU, QBs)

Despite missing three offensive possessions in the first half due to injury, McSorley completed 11-of-25 passes for 167 yards and a touchdown with one interception, and was Penn State's leading rusher with 63 yards on and a touchdown on 12 carries. McSorley had a career-long touchdown run of 51 yards to start the second half to give Penn State its first lead.

In McSorley's absence, Stevens filled in without missing a beat, completing 2-of-4 passes for 27 yards and rushing for 18 yards on five carries with a touchdown in the second quarter that tied the game for the first time.

Interceptions

All three interceptions in the game had a huge impact. In the second quarter, with Penn State trailing by a touchdown, cornerback John Reid intercepted Iowa's Stanley at midfield and returned it 44 yards to the Iowa 3-yard line, setting up Stevens' rushing score.

Iowa got back in the game with a fourth-quarter interception, as Stone intercepted McSorley for a 24-yard pick-six with 10 minutes remaining in the game, which pulled the Hawkeyes within three.

Iowa was threatening to retake the lead trailing by six points at Penn State's 3-yard line with less than 3:30 remaining, but Scott picked off a short lob at the 2 and returned it to the 9 to allow Penn State to run some clock and gain the upper-hand in the field possession battle.

KJ Hamler (PSU, WR/KR)

Hamler tallied a game-high 188 all-purpose yards, catching five receptions for 96 yards, and totaling 82 yards on kick returns and 10 on punt returns. His career-long 67-yard kick return in the fourth quarter answered an Iowa pick-six, allowing Penn State to build its lead back to six points by setting up a Pinegar field goal. Hamler also had a 39-yard reception to key a drive late in the third quarter, but Iowa recovered a Penn State fumble at its own 10 for a rare red zone stop.

Yetur Gross-Matos (PSU, DE)

Gross-Matos led the Nittany Lion defense with nine tackles, two sacks and a career-high 4.0 tackles for loss.

Penn State Pass Defense

Despite 50 pass attempts by Iowa, Penn State only yielded 19 completions for 215 yards, becoming the sixth team since 2000 to hold a team to 19 or fewer completions after facing 50 or more attempts. The lone Iowa passing touchdown came on a fake field goal and Reid and Scott hauled in two interceptions. Reid had a game- and career-high three pass breakups, leading Penn State to seven for the game. Iowa's Nate Stanley was also pressured seven times and sacked three times. Penn State's 38.0 percent completion percentage allowed was its best since allowing Rutgers to complete just 35.0 percent of its passes (7-of-20) in November of last season.

SCORING SUMMARY

	1	2	3	4	OT	F
IOWA	12	5	0	7	-	24
PSU	7	10	10	3	-	30

1st	14:08	IOWA	0-2
		Team Safety	
	10:09	IOWA	8-47/3:51/0-5
		Miguel Recinos 27 yd field goal	
	5:22	IOWA	9-42/2:46/0-12
		Sam Brincks 10 yd pass from Rastetter (Recinos kick)	
	0:27	PSU	10-85/4:51/7-12
		Pat Freiermuth 18 yd pass from McSorley (Pinegar kick)	
2nd	13:39	IOWA	7-14
		Team Safety	
	6:45	PSU	1-3/0:04/14-14
		Tommy Stevens 3 yd run (Pinegar kick)	
	4:32	IOWA	5-15/2:04/14-17
		Miguel Recinos 49 yd field goal	
	0:03	PSU	4-31/0:34/17-17
		Jake Pinegar 45 yd field goal	
3rd	12:10	PSU	4-77/1:14/24-17
		Trace McSorley 51 yd run (Pinegar kick)	
	4:10	PSU	6-24/1:45/27-17
		Jake Pinegar 49 yd field goal	
4th	10:00	IOWA	27-24
		Geno Stone 24 yd interception return (Recinos kick)	
	8:24	PSU	4-5/1:25/30-24
		Jake Pinegar 44 yd field goal	

TEAM STATS

	IOWA	PSU
First Downs	23	16
Rushing Yards	135	118
Passing Yards	215	194
Passing (C-A-Int)	19-50-2	13-29-1
Total Offense	350	312
Plays	88	64
Fumbles (#-Lost)	3-0	1-1
Penalties (#-Yards)	6-25	6-47
Possession Time	35:18	24:42
3rd-Down Conv.	7-20	4-14
Red Zone	2-3	2-3
Touchdowns	2	3
Field goals	2	3

OTHER

Time of Game	3:42
Iowa	6-2, 3-2 BIG
Penn State	6-2, 3-2 BIG

INDIVIDUAL STATISTICS

RUSHING

Penn State-McSorley, Trace 12-63; Sanders, Miles 17-62; Tommy Stevens 5-18.
Iowa-Sargent, Mekhi 16-91; Young, Toren 7-18; Wirfs, Tristan 1-15; Kelly-Martin, Ivory 5-14; Smith-Marsette, Ihmir 2-9; Mansell, Peyton 1-0; Stanley, Nate 4-minus 7

PASSING

Penn State-McSorley, Trace 11-25-1-167; Stevens, Tommy 2-4-0-27.
Iowa-Stanley, Nate 18-49-0-205; Rastetter, Colten 1-1-1-10.

RECEIVING

Penn State-Hamler, KJ 5-96; Thompsons, DeAndre 5-59; Dotson, Jehan 2-21; Freiermuth, Pat 1-18.
Iowa-Hockenson, T.J. 3-63; Fant, Noah 5-56; Smith, Brandon 4-42; Easley, Nick 4-25; Sargent, Mekhi 1-15; Brincks, Sam 1-10; Smith-Marsette, Ihmir 1-4.

TOP TACKLERS (T-U-A-A)

Penn State-Gross-Matos, Yetur 9-7-2; Parsons, Micah 7-3-4; Brown, Cam 6-5-1; Oruwariye, Amani 6-3-3; Taylor, Garrett 6-3-3; Farmer, Koa 5-2-3; Scott, Nick 5-1-4.
Iowa-Hooker, Amani 6-6-0; Nelson, Matt 6-2-4; Nelson, Anthony 5-4-1; Moss, Riley 5-4-1; Gervase, Jake 5-2-3.

GAME 9

PENN STATE 7



vs.



42 MICHIGAN

MICHIGAN STADIUM
ESPN

NOV. 3, 2018
ATTN: 111,747



GAME RECAP

ANN ARBOR, Mich. – Quarterback Trace McSorley surpassed 9,000 career passing yards for No. 14 Penn State, but No. 5 Michigan used a big second half en route to a 42-7 victory in Michigan Stadium.

Michigan led Penn State 14-0 at halftime, but scored four touchdowns over the final 16 minutes with the help of a pair of interceptions to put the game out of reach.

Quarterback Tommy Stevens scored Penn State's lone touchdown on an 8-yard run in the fourth quarter, and he was Penn State's leading rusher with 52 yards on 10 carries. Stevens also completed 3-of-4 pass attempts for 35 yards with one interception. Tight end Pat Freiermuth was the Nittany Lions' top receiver, making three catches for a career-high 51 yards. McSorley was limited to 83 yards passing on five completions.

Michigan's defense limited Penn State to 186 yards of total offense and had three takeaways, with all three leading to touchdowns. Defensive lineman Chase Winovich tallied a sack and fumble recovery, cornerback Brandon Watson returned an interception for a touchdown late in the third quarter and cornerback David Long returned an interception to the Penn State 12 in the fourth quarter.

Michigan quarterback Shea Patterson completed 11-of-17 pass attempts for 144 yards and two touchdowns, and also rushed for 42 yards and a touchdown, while running back Karan Higdon rushed for 132 yards and a touchdown on 20 carries.

Middle linebacker Jan Johnson led Penn State with 10 tackles, including seven solo stops, a tackle for loss and a pass breakup on a fourth down in the first half.

Karan Higdon (MICH, RB)

Higdon rushed for 132 yards and a touchdown on 20 carries. He had a 50-yard run on Michigan's first possession to key a touchdown drive, and his touchdown came in the fourth quarter to make it a 35-0 game.

Penn State Defense

Johnson led the unit with 10 tackles and defensive end Yetur Gross-Matos registered a sack for a fourth consecutive game. The unit faced a tough task with Michigan enjoying an average drive start at its own 41.

Step-by-Step

Michigan took a 7-0 lead after its first possession, driving 76 yards on eight running plays. Higdon moved the Wolverines into the red zone with a 50-yard rush, and Patterson finished the drive with a 1-yard touchdown run.

Michigan threatened on its next offensive drive, but Penn State's Johnson broke up a fourth-and-2 passing attempt for turnover on downs at the Penn State 40.

The Nittany Lions were forced to punt on a third-straight drive, but Blake Gillikin pinned the Wolverines on their own 5. However, a 47-yard completion from Patterson to Nico Collins moved Michigan to the Penn State 37. The Lions yielded just 6 more yards though to force a 50-yard field goal attempt.

Nick Scott blocked the field goal attempt and Garrett Taylor recovered it and returned it for a touchdown, however a penalty negated the return and Penn State took over on offense at its own 35 with 12:10 remaining in the second quarter. The Nittany Lions moved to midfield on a pass interference penalty on their first play of the drive, but McSorley fumbled when trying to pull the ball back from running back Miles Sanders on the next play, and Winovich recovered it.

Michigan took advantage, as Patterson capped a 10-play, 48-yard drive with a 23-yard touchdown pass to Peoples-Jones.

Michigan extended its lead to 21-0 after a 13-play, 90-yard touchdown drive in the third quarter. The drive consumed 7:05 off the clock before Patterson tossed it to Zach Gentry for a 7-yard touchdown reception with 56 seconds remaining in the stanza.

Stevens took over for McSorley on the ensuing Penn State possession and immediately picked up a first down with an 18-yard rush. However, on the next play, he was intercepted by Watson at the Michigan 38, and he returned it 62 yards for a touchdown and a 28-0 Michigan lead.

In the fourth quarter, Higdon added a rushing score, and a Long interception off of McSorley setup Evans' rushing touchdown. Stevens led an 11-play, 75-yard touchdown drive for the final margin, capping it himself with an 8-yard run.

SCORING SUMMARY

	1	2	3	4	OT	F
PSU	0	0	0	7	-	7
MICH	7	7	14	14	-	42

1st	8:12	MICH	Shea Patterson 1 yd run (Nordin kick)	8-76/4:00/0-7
2nd	6:52	MICH	Donovan Peoples-Jones 23 yd pass from Patterson (Nordin kick)	10-48/5:06/0-14
3rd	0:56	MICH	Zach Gentry 7 yd pass from Patterson (Nordin kick)	13-90/7:05/0-21
	0:09	MICH	Brandon Watson 62 yd interception return (Nordin kick)	0-28
4th	9:49	MICH	Karan Higdon 4 yd run (Nordin kick)	6-53/3:28/0-35
	7:44	MICH	Chris Evans 1 yd run (Nordin kick)	4-12/1:52/0-42
	1:59	PSU	Tommy Stevens 8 yd run (Pinegar kick)	11-75/5:45/7-42

KEYS AND DIFFERENCE MAKERS

Michigan Defense

Michigan limited Penn State to 186 yards of offense and just one touchdown, and points off turnovers accounted for half of the Wolverines scoring. Winovich's fumble recovery in the second quarter led to Michigan's second touchdown of the game, and Watson and Long's interceptions put the game out of reach. Watson's pick-six came in the final minute of the third quarter, two plays after a Michigan touchdown had made it 21-0. In the fourth quarter, running back Chris Evans scored four plays after Michigan started at the Penn State 12 following Long's pick.

Shea Patterson (MICH, QB)

Patterson was responsible for three touchdowns, completing 11-of-17 passes for 144 yards and touchdown passes to wide receiver Donovan Peoples-Jones and tight end Zach Gentry, while also rushing 11 times for 42 yards and a touchdown.

TEAM STATS

	PSU	MICH
First Downs	11	20
Rushing Yards	68	259
Passing Yards	118	144
Passing (C-A-Int)	8-17-2	11-17-0
Total Offense	186	403
Plays	47	69
Fumbles (#-Lost)	1-1	0-0
Penalties (#-Yards)	4-35	9-80
Possession Time	22:04	37:56
3rd-Down Conv.	2-11	8-14
Red Zone	1-1	4-4
Touchdowns	1	4
Field goals	0	0

OTHER

Time of Game	3:17
Penn State	6-3, 3-3 BIG
Michigan	8-1, 6-0 BIG

INDIVIDUAL STATISTICS

RUSHING

Penn State-Stevens, Tommy 10-52; Sanders, Miles 7-14; Brown, Journey 1-8; McSorley, Trace 12-minus 6.
Michigan-Higdon, Karan 20-132; Evans, Chris 12-57; Patterson, Shea 11-42; McCaffrey, Dylan 2-14; Mason, Ben 4-10; Wilson, Tru 2-6; TEAM 1-minus 2.

PASSING

Penn State-McSorley, Trace 5-13-1-83; Stevens, Tommy 3-4-1-35.
Michigan-Patterson, Shea 11-17-0-144.

RECEIVING

Penn State-Freiermuth, Pat 3-51; Dotson, Jahan 2-29; Hamler, KJ 1-20; Sanders, Miles 1-9; Brown, Journey 1-9.
Michigan-Peoples-Jones, Donovan 3-38; Evans, Chris 3-30; Collins, Nico 2-53; Gentry, Zach 2-18; Higdon, Karan 1-5.

TOP TACKLERS (T-UA-A)

Penn State-Johnson, Jan 10-7-3; Parsons, Micah 8-4-4; Taylor, Garrett 7-5-2; Brown, Cam 6-5-1; Scott, Nick 5-4-1; Farmer, Koa 4-4-0; Gross-Matos, Yetur 4-3-1; Miller, Shareef 4-2-2.
Michigan-Bush, Devin 7-4-3; Kinnel, Tyree 5-4-1; Hudson, Khaleke 4-4-0; Uche, Josh 3-3-0; Kemp, Carlo 3-1-2; Mason, Ben 2-2-0; Paye, Kwity 2-2-0; Thomas, Ambry 2-2-0; Gil, Devin 2-1-1; Gary, Rashan 2-1-1; Ross, Josh 2-1-1; Winovich, Chase 2-1-1; Metellus, Josh 2-1-1; Dwumfour, Michael 2-0-2.

GAME 10

WISCONSIN **10**



22 PENN STATE

BEAVER STADIUM NOV. 10, 2018
ABC ATTN: 105,396



GAME RECAP

UNIVERSITY PARK, Pa. – No. 20 Penn State limited Wisconsin to its lowest point total (10 points) since 2016 and Miles Sanders rushed for 159 yards and a touchdown as the Nittany Lions earned a 22-10 win over the Badgers.

Wisconsin was first on the scoreboard with a touchdown on its first possession, but Penn State outscored the Badgers 22-3 over the remainder of the game for its 10th-straight win over a Big Ten West Division opponent and fourth-straight win over Wisconsin. Penn State clinched its 14th consecutive winning season with the win, becoming one of just four teams to accomplish the feat thus far this season.

Sanders surpassed the 1,000-yard mark for the season and Jake Pinegar converted three field goals, including a pair of 40-plus yard boots. Quarterback Trace McSorley finished 19-for-25 passing with 160 yards and a touchdown pass to DeAndre Thompkins. McSorley tied the Penn State record for quarterback wins with his 29th, equaling the mark set by Todd Blackledge and Tony Sacca.

Wisconsin running back Jonathan Taylor, the nation's leading rusher, totaled 185 yards on 20 carries, including a 71-yard touchdown run on the Badgers' first offensive possession. However, the Nittany Lion defense held the Badgers' fourth-ranked rushing attack (273.0 yards per game) to 209 rushing yards and just 60 passing yards.

Penn State totaled a season-high four turnovers. Safety Nick Scott and cornerback Amani Oruwariye both recorded an interception and linebacker Micah Parsons finished with a team-best seven tackles. The defensive line was particularly impactful with defensive tackle and Fond du Lac, Wisconsin native Robert Windsor recording a career-high-tying six tackles and a personal-best two sacks, defensive end Yetur Gross-Matos making five tackles, one sack a forced fumble and fumble recovery, and fellow defensive end Shareef Miller recording two sacks and a fumble recovery.

KEYS AND DIFFERENCE MAKERS
Miles Sanders (PSU, RB)

Sanders earned a career-high 23 carries and totaled 159 yards and a second-quarter touchdown that gave Penn State the lead for good. He also caught a two passes for 9 yards. He also surpassed 1,000 rushing yards to become the 26th Nittany Lion to rush for 1,000 yards in a season.

Jonathan Taylor (UW, RB)

Taylor accounted for nearly 70 percent of Wisconsin's total yardage on offense, totaling 185 yards on 20 carries. Seventy-nine yards came on Wisconsin's first drive, as he totaled 8 yards on two carries before breaking free for a 71-yard touchdown run.

Taiwan Deal added 42 yards on three carries, including a 37-yard run that setup a field goal.

Penn State Pass Defense

The Nittany Lions totaled five sacks, with Windsor and Miller recording two each and Gross-Matos extending his sack streak to five games with one. Wisconsin quarterback Jack Coan was limited to just nine completions and 60 yards on 20 passing attempts, and he was picked off by Oruwariye and Scott once each, who both earned their third interceptions of the year.

Trace McSorley (PSU, QB)

McSorley completed 19-of-25 pass attempts for 160 yards and a touchdown, tying Todd Blackledge (1980-82) and Tony Sacca (1988-91) for the Penn State record for wins as a starting quarterback at 29.

KJ Hamler and DeAndre Thompkins (PSU, WRs)

Hamler and Thompkins matched season highs with five receptions each. Thompkins totaled 31 yards and a touchdown, while Hamler totaled 35 yards.

Jake Pinegar (PSU, K)

On an extremely windy day, Pinegar matched his career high with a 49-yard field goal, and also converted from 42 and 23 yards, matching his career high of three conversions. He had a 44-yard attempt blocked and a 45-yard attempt fall just short.

Step-by-Step

After Taylor's touchdown run in the first quarter, Penn State answered with an eight-play, 75-yard touchdown drive. A pass interference penalty gave the Nittany Lions a key third down conversion, Sanders rushed twice for 17 yards and McSorley completed 4-of-5 passes for 32 yards, including a 14-yard touchdown pass to Thompkins.

A fumbled snap the gave Penn State the ball at its own 48, setting up a field goal drive. Pinegar converted from 49 yards out to give Penn State a 10-7 lead with 1:53 remaining in the first quarter.

The Nittany Lions extended their lead with 8:09 remaining in the second quarter on a Sanders touchdown plunge over the goal line. Sanders rushed for 17 yards to start the drive and later for 23 yards on third-and-7 from the Wisconsin 40. McSorley followed that play with a 14-yard pass to Pat Freiermuth and back-to-back rushes by Sanders resulted in the touchdown. The extra point kick sailed wide right though, leaving Penn State with a 16-7 lead.

Wisconsin started with the ball in the second half and pulled within six points on a 28-yard field goal by Rafael Gaglianone. However, Penn State restored its nine-point lead with a 42-yard field goal by Pinegar with 4:07 remaining in the third quarter.

Pinegar converted again from 23 yards out for the final margin.

INDIVIDUAL STATISTICS

RUSHING

Wisconsin-Taylor, Jonathan 20-185; Deal, Taiwan 3-42; Groshek, Garrett 5-25; Pryor, Kendrick 1-0; Davis, Danny 1-0; Coan, Jack 7-minus 43.
Penn State-Sanders, Miles 23-159; Stevens, Tommy 7-25; McSorley, Trace 11-9; Thomas, Johnathan 1-1; Slade, Ricky 2-1; Hamler, KJ 1-1; TEAM 2-minus 13.

PASSING

Wisconsin-Coan, Jack 9-20-60.
Penn State-McSorley, Trace 19-25-0-160.

RECEIVING

Wisconsin-Davis, Danny 2-24; Ferguson, Jake 2-18; Pryor, Kendrick 2-12; Groshek, Garrett 2-3; Penniston, Kyle 1-3.
Penn State-Hamler, KJ 5-35; Thompkins, DeAndre 5-31; Freiermuth, Pat 3-34; Dotson, Jahan 2-39; Sanders, Miles 2-9; Sullivan-Brown, Cam 1-9; Shorter, Justin 1-3.

TOP TACKLERS (T-UA-A)

Wisconsin-Edwards, T.J. 14-12-2; Connolly, Ryan 10-8-2; Baun, Zack 9-5-4; Van Ginkel, Andrew 8-6-2; Hicks, Faion 6-6-0; Dixon, D'Cota 6-5-1; Nelson, Scott 6-5-1.
Penn State-Parsons, Micah 7-3-4; Windsor, Robert 6-5-1; Gross-Matos, Yetur 5-5-0; Brown, Cam 5-4-1; Johnson, Jan 5-4-1; Scott, Nick 5-3-2; Oruwariye, Amani 4-4-0; Miller, Shareef 3-3-0; Sutherland, Jonathan 3-2-1.

SCORING SUMMARY

	1	2	3	4	OT	F
UW	7	0	3	0	-	10
PSU	10	6	3	3	-	22

1st	11:04	WIS	Jonathan Taylor 71 yd run (Gaglianone kick)	3-79/1:27/7-0
	7:41	PSU	DeAndre Thompkins 14 yd pass from McSorley (Pinegar kick)	8-75/3:23/7-7
	1:53	PSU	Jake Pinegar 49 yd field goal	9-21/3:41/7-10
2nd	8:09	PSU	Miles Sanders 1 yd run (Pinegar kick failed)	7-60/2:40/7-16
3rd	9:45	WIS	Rafael Gaglianone 28 yd field goal	10-65/5:15/10-16
	4:07	PSU	Jake Pinegar 42 yd field goal	12-50/5:33/10-19
4th	7:23	PSU	Jake Pinegar 23 yd field goal	13-49/6:40/10-22

TEAM STATS

	UW	PSU
First Downs	12	23
Rushing Yards	209	183
Passing Yards	60	160
Passing (C-A-Int)	9-20-2	19-25-0
Total Offense	269	343
Plays	57	72
Fumbles (#-Lost)	2-2	3-2
Penalties (#-Yards)	6-50	3-22
Possession Time	26:01	33:59
3rd-Down Conv.	4-15	6-15
Red Zone	1-2	3-3
Touchdowns	0	2
Field goals	1	1

OTHER

Time of Game	3:04
Wisconsin	6-4, 4-3 BIG
Penn State	7-3, 4-3 BIG

GAME 11

PENN STATE **20**



vs.



7 RUTGERS

HIGHPOINT.COM STADIUM
BTN

NOV. 17, 2018
ATTN: 44,840



GAME RECAP

PISCATAWAY, N.J. - A pair of touchdowns by freshman tight end Pat Freiermuth and three takeaways on defense led No. 14 Penn State past Rutgers, 20-7.

Quarterback Trace McSorley went 17-of-37 passing for 183 yards with two touchdowns and an interception and rushed for 39 yards on seven carries for Penn State. It was the 30th time in his career that he led the Nittany Lions to victory, setting the school record. In addition, he became just third quarterback in Big Ten history to surpass 100 career touchdowns responsible for, joining Drew Brees (Purdue) and J.T. Barrett (Ohio State).

Wide receiver KJ Hamler was McSorley's top target with a career-high-tying five catches for 71 yards, while Freiermuth totaled three catches for 47 yards and two touchdowns.

Both Freiermuth touchdowns followed Rutgers turnovers. Cornerback John Reid and safety Garrett Taylor each tallied an interception and defensive end Daniel Joseph recovered a fumble that was forced by defensive tackle Robert Windsor. The Nittany Lions totaled 11.0 tackles for loss, led by 2.5 TFL and a sack by defensive end Shareef Miller, and forced three turnovers on downs, including one at the 2-yard line.

Penn State held Rutgers to just 234 yards of total offense, including just 46 yards through the air, as a pair of Rutgers quarterbacks were held to just five completions and 46 yards on 16 attempts. The Lions totaled four sacks with Miller, Windsor, linebacker Micah Parsons and defensive tackle Antonio Shelton recording a sack each. Linebackers Jan Johnson and Koa Farmer led the team with eight tackles each.

Running back Raheem Blackshear led the Scarlet Knights with 102 yards and a touchdown on 22 carries. They ran the ball 55 times as a team for 188 yards, averaging 3.4 yards per carry.

Penn State never trailed, taking a 3-0 lead in the first quarter on a Jake Pinegar 22-yard field goal and a 13-0 lead into halftime following a McSorley to Freiermuth touchdown and a last-second field goal. Early in the fourth quarter, McSorley connected with Freiermuth again, and then Rutgers answered with its lone score of the day, a 2-yard rushing touchdown by Blackshear, for the final margin.

KEYS AND DIFFERENCE MAKERS

Trace McSorley (PSU, QB)

McSorley surpassed 100 career touchdowns responsible for with his second-quarter touchdown pass, and finished the day at 101, becoming the third quarterback in Big Ten history to do so, and his 30th career win broke a tie with Penn State alums Todd Blackledge (1980-82) and Tony Sacca (1988-91) for the program's all-time QB wins record.

Pat Freiermuth (PSU, TE)

Freiermuth enjoyed his first career multi-touchdown game with two of his three receptions for the day coming in the end zone. He has a reception in his last 10 games. His six receiving touchdowns on the season are the most for a Penn State freshman since Deon Butler had nine in 2005.

Penn State Pass Defense

The Nittany Lions held Rutgers to just 46 yards passing and five completions, while intercepting two passes and registering four sacks. Penn State has held three teams less than 60 yards passing this season (Pitt, Wisconsin and Rutgers), a feat which had not been accomplished since 1996.

Reid's interception was his second of the season and fifth of his career, while Taylor's was his third of the season and his career.

Blake Gillikin (PSU, P)

Penn State won the field position battle decisively, averaging drive starts at its own 40 while Rutgers started on average at its own 21. The advantage was thanks in part to Gillikin, who boomed punts of 70 and 67 yards, for the second- and fourth-longest punts of his career, respectively, and averaged 48.7 yards per punt on six kicks. Gillikin is the fourth player in Penn State history with two 70-plus yard punts in his career.

Step-by-Step

Penn State held the Scarlet Knights to just 2 yards of offense in the first quarter. Windsor, Miller and Parsons recorded a sack each with Yetur Gross-Matos and Kevin Givens also contributing to stops behind the line.

The Nittany Lions scored on their third offensive possession, driving 71 yards on 13 plays for a 22-yard Pinegar field goal.

Penn State's defense continued its strong play in the second quarter, forcing a turnover on downs, interceptions on two consecutive drives and a punt.

Reid's interception at the 50 with 7:37 remaining in the half did not result in a Penn State score, but helped in the field position battle. A punt pinned Rutgers at its own 8, and then Rutgers quarterback Artur Sitkowski threw an interception to Penn State's Taylor and the Lions took over on offense at the 28.

McSorley connected with Freiermuth for 23 yards, and then after a loss of a yard, found him in the end zone for a 10-0 lead with 2:04 remaining. The Lions added a field goal before the half, and both teams added touchdowns in the fourth quarter for the final margin.

SCORING SUMMARY

	1	2	3	4	OT	F
PSU	3	10	0	7	-	20
RU	0	0	0	7	-	7

1st	2:27	PSU		13-71/5:06/3-0
		Jake Pinegar	22 yd field goal	
2nd	2:04	PSU		4-28/0:53/10-0
		Pat Freiermuth	6 yd pass from McSorley (Pinegar kick)	
	0:00	PSU		8-79/1:05/13-0
		Jake Pinegar	19 yd field goal	
4th	13:06	PSU		8-46/3:10/20-0
		Pat Freiermuth	18 yd pass from McSorley (Pinegar kick)	
	9:23	RU		9-65/3:43/20-7
		Raheem Blackshear	2 yd run (Davidovicz kick)	

	PSU	RU
First Downs	19	17
Rushing Yards	139	188
Passing Yards	183	46
Passing (C-A-Int)	17-37-1	5-16-2
Total Offense	322	234
Plays	76	71
Fumbles (#-Lost)	2-1	2-1
Penalties (#-Yards)	3-43	5-62
Possession Time	27:42	32:18
3rd-Down Conv.	11-19	5-14
Red Zone	4-6	1-2
Touchdowns	2	1
Field goals	2	0

OTHER

Time of Game	3:13
Penn State	8-3, 5-3 BIG
Rutgers	1-10, 0-8 BIG

INDIVIDUAL STATISTICS

RUSHING

Penn State-Sanders, Miles 27-88; McSorley, Trace 7-39; Slade, Ricky 2-10; Shorter, Justin 1-9; TEAM 2-minus 7.
Rutgers-Blackshear, Raheem 22-102; Pacheco, Isaih 18-53; Rescigno, Giovanni. 7-35; Hilliman, Jonathan 5-29; Sitkowski, Artur 3-minus 31.

PASSING

Penn State-McSorley, Trace 17-37-1-183.
Rutgers-Rescigno, Giovanni 2-8-0-28; Sitkowski, Artur 3-7-2-18; Sneed, Trey 0-1-0-0.

RECEIVING

Penn State-Hamler, KJ 5-71; Dotson, Jahan 4-58; Sanders, Miles 4-2; Freiermuth, Pat 3-47; Thompkins, DeAndre 1-5.
Rutgers-Melton, Bo 3-29; Jones, Shameen 1-11; Blackshear, Raheem 1-6.

TOP TACKLERS (T-UA-A)

Penn State-Johnson, Jan 8-4-4; Farmer, Koa 8-2-6; Parsons, Micah 7-5-2; Miller, Shareef 7-2-5; Windsor, Robert 6-4-2; Scott, Nick 6-1-5; Gross-Matos, Yetur 5-2-3; Givens, Kevin 5-1-4; Taylor, Garrett 5-1-4.
Rutgers-Morris, Trevor 10-6-4; Roberts, Deonte 10-1-9; Turner, Julius 7-2-5; Hampton, Saquan 6-4-2; Hayes, Damon 6-1-5; Fatukasi, Olakunle 5-2-3; Maddox-Williams, Tyreek 4-3-1; Bateky, Jon 4-1-3; Battle, Rashawn 4-1-3.

GAME 12

MARYLAND **3**

vs.

38 PENN STATE

BEAVER STADIUM
ABC
NOV. 24, 2018
ATTN: 98,422



GAME RECAP

UNIVERSITY PARK, Pa. – A stifling defensive effort and balanced offensive attack helped No. 12 Penn State close the regular season on a winning note, as the Nittany Lions defeated Maryland, 38-3, on Senior Day.

The 21 members of the Penn State senior class wrapped up their careers with a 25-3 record at Beaver Stadium in the last four years. Senior quarterback Trace McSorley, Penn State's all-time winningest quarterback, had a fitting conclusion to his time in front of the home crowd, with 230 passing yards, 64 rushing yards and three touchdowns responsible for. He broke Penn State's career completion mark, finishing the day with 703 (693; Christian Hackenberg, 2013-15), and his final pass before giving way to Tommy Stevens was a touchdown pass in the fourth quarter to freshman tight end Pat Freiermuth.

The Nittany Lions racked up 565 total yards and held Maryland to 259, including a 310-74 edge in rushing yards. Running back Miles Sanders led Penn State's effort on the ground with 128 rushing yards and an average of 9.1 yards per carry, while freshman understudy Ricky Slade had two rushing touchdowns.

Penn State also dominated in tackles for loss, only surrendering two negative plays on offense while dropping the Terrapins behind the line 15 times – its most in a Big Ten game since 2007 against Michigan (15 TFL). Defensive end Yetur Gross-Matos led 11 Lions with at least an assisted TFL with 3.5 negative stops, while defensive tackle Kevin Givens had 2.0 sacks out of the Lions' five for the game.

It was the third game in a row in which Penn State's defense held its opponent to less than 300 yards of total offense. Linebacker Cam Brown and safety Garrett Taylor led in tackles with five apiece.

Penn State led from the game's opening drive until the end. Both of McSorley's rushing touchdowns and the Terrapins lone score were in the first quarter, and a field goal by Jake Pinegar late in the second quarter gave the Lions a 17-3 lead at halftime. Slade's two touchdowns and McSorley's touchdown pass in the second half put the game out of reach.

KEYS AND DIFFERENCE MAKERS Trace McSorley (PSU, QB)

In just over three quarters of action, McSorley rushed 11 times for 64 yards and two touchdowns and completed 12-of-22 passes for 230 yards and a touchdown, setting the school's career completions record (703) in the process. For the fifth time in his career, McSorley rushed for multiple touchdowns, and it was his 21st career game with both a rushing and passing touchdown.

Penn State Running Game

Penn State totaled 310 rushing yards for its second-highest total of the season (387; at Illinois). Sanders posted his fifth 100-yard rushing game of the season, carrying the ball 14 times for 128 yards, and McSorley and Slade posted identical stat lines of 11 rushes for 64 yards and two touchdowns. Quarterback Tommy Stevens (35 yards) and running backs Journey Brown (17) and senior Johnathan Thomas (2) also contributed to the total.

Tackles for Loss

Penn State totaled 15 tackles for loss, which was its most since posting 16 against Kent State earlier this season. It was the Nittany Lions' fifth game with 15 or tackles for loss since 2000 and the first time they accomplished feat twice in the same season since 2000. Gross-Matos' team-best 3.5 TFLs were just 0.5 shy of his career high set against Iowa earlier this season, and his 20 TFLs this season are the most by a Penn State player since Aaron Maybin had 20 in 2008.

Penn State had just two negative plays on offense.

Step-by-Step

The Nittany Lions opened the game with consecutive 30-yard plays, as McSorley hit Hamler over the middle for a 34-yard reception and Sanders weaved his way through the Terrapin defense for a 35-yard carry, moving the Lions to the Maryland 5-yard line. Sanders rushed for 2 yards on the next play and then McSorley scampered around the left end from 3 yards out for the touchdown.

Both teams traded punts before Maryland got on the board with a 26-yard field goal by Joseph Petrino.

Penn State answered with another touchdown, as McSorley found open field over the middle for a 20-yard touchdown run to cap an eight-play, 75-yard drive.

Pinegar converted a 25-yard field goal to give Penn State a two-touchdown lead before halftime.

Penn State forced a three-and-out to open the third quarter before going on a nine-play, 86-yard touchdown drive. A 22-yard completion to Jahan Dotson started it, Sanders and Slade combined for six-straight rushes for 50 yards, and a targeting penalty moved the Lions to the 8. Slade rushed across the goal line the very next play.

Maryland missed a 31-yard field goal early in the fourth quarter and Penn State answered with a six-play, 80-yard touchdown drive. After a 2-yard rush by McSorley to start it, he connected with Freiermuth for 22 yards and Juwan Johnson for 38 yards on consecutive plays to reach the Maryland 18. He then threw to Johnson for 8 more yards before connecting with Freiermuth in the end zone for a touchdown and 31-3 lead.

Slade scored on a 1-yard run with 6:13 remaining for the final margin.

SCORING SUMMARY

	1	2	3	4	OT	F
UMD	3	0	0	0	-	3
PSU	14	3	7	14	-	38

1st	13:24	PSU	Trace McSorley 3 yd run (Pinegar kick)	4-74/1:36/0-7
	4:53	UMD	Joseph Petrino 26 yd field goal	7-52/4:36/3-7
	1:58	PSU	Trace McSorley 20 yd run (Pinegar kick)	8-75/2:55/3-14
2nd	2:06	PSU	Jake Pinegar 25 yd field goal	12-63/3:55/3-17
3rd	9:10	PSU	Ricky Slade 8 yd run (Pinegar kick)	9-86/3:35/3-24
4th	12:24	PSU	Pat Freiermuth 5 yd pass from McSorley (Pinegar kick)	6-80/2:31/3-31
	6:13	PSU	Ricky Slade 1 yd run (Pinegar kick)	7-72/3:09/3-38

	UMD	PSU
First Downs	13	28
Rushing Yards	74	310
Passing Yards	185	255
Passing (C-A-Int)	14-23-0	14-24-0
Total Offense	259	565
Plays	59	68
Fumbles (#-Lost)	1-0	2-1
Penalties (#-Yards)	7-65	3-23
Possession Time	32:48	27:12
3rd-Down Conv.	5-15	3-7
Red Zone	1-2	6-6
Touchdowns	0	5
Field goals	1	1

OTHER

Time of Game	3:08
Maryland	5-7, 3-6 BIG
Penn State	9-3, 6-3 BIG

INDIVIDUAL STATISTICS

RUSHING

Maryland-Leake, Javon 11-34; Pigrome, Tyrrell 9-13; McFarland, Anthony 6-12; Fleet-Davis, Tayon 2-7; Jacobs, Taivon 1-7; Turner, DJ 2-6; DeSue, Tyler 2-4; Jones, Jeshau 3-minus 9.

Penn State-Sanders, Miles 14-128; Slade, Ricky 11-64; McSorley, Trace 11-64; Stevens, Tommy 3-35; Brown, Journey 3-17; Thomas, Johnathan 2-2.

PASSING

Maryland-Pigrome, Tyrrell 14-23-0-185.
Penn State-McSorley, Trace 12-22-0-230; Stevens, Tommy 2-2-0-25.

RECEIVING

Maryland-Demus, Dontay 3-35; Cobbs, Brian 2-58; Jones, Darryl 2-33; Jacobs, Taivon 2-30; Jones, Jeshau 2-17; Okonkwo, Chigoziem 1-8; Leake, Javon 1-4; Edwards, Avery 1-0.

Penn State-Hamler, KJ 3-90; Thompkins, DeAndre 3-36; Johnson, Juwan 2-46; Freiermuth, Pat 2-27; Dotson, Jahan 1-22; George, Daniel 1-17; Slade, Ricky 1-12; Arcangelo, Joe 1-5.

TOP TACKLERS (T-UA-A)

Maryland-Davis, Isaiah 9-6-3; Richardson, Antwaine 6-6-0; Mosley, Jordan 6-6-0; Brooks Jr., Antoine 6-4-2; Davis, RaVon 5-4-1; Watson, Tre 4-3-1.

Penn State-Taylor, Garrett 5-5-0; Brown, Cam 5-4-1; Givens, Kevin 4-4-0; Parsons, Micah 4-4-0; Gross-Matos, Yetur 4-3-1; Oruwariye, Amani 3-3-0; Windsor, Robert 3-3-0; Brooks, Ellis 3-3-0; Castro-Fields, Tariq 3-2-1.

CITRUS BOWL HISTORY

1988 CITRUS: January 1, 1988

Clemson successfully blended the expected with the unexpected to post a 35-10 conquest of Penn State in the 1988 Florida Citrus Bowl, the first-ever meeting between the two schools. The Tigers rushed for 285 yards and quarterback Danny Williams threw for an uncharacteristic 214 yards (15-of-24) in the Nittany Lions' first appearance in Orlando.

The Lions played without leading rusher and receiver Blair Thomas, who suffered a serious knee injury in an early December practice which would sideline him for the 1988 season. He had rushed for 1,414 yards and 11 touchdowns in 1987. Freshmen Leroy Thompson and Gary Brown posted 106 yards from the tailback position in Thomas' absence. Thompson, who rushed for 55 yards and added 146 more on pass receptions (19) and kickoff returns (127), was voted the Lions' offensive MVP with 201 all-purpose yards.

Penn State's touchdown came on a perfect 39-yard pass from Matt Knizner to Mike Alexander that tied the issue at 7-7 in the second quarter. The Tigers led 14-7 at halftime but, Penn State cut it to 14-10 on a 27-yard field goal by Eric Etze early in the third stanza. Clemson responded with a TD and added two more scores in the fourth period to hand the Lions their worst bowl loss.

Senior linebacker Trey Bauer, who had six stops, three tackles for losses and a quarterback sack, was Penn State's defensive MVP.

Clemson	7	7	7	14	—	35
Penn State	0	7	3	0	—	10

C-Johnson, 7, run (Treadwell kick); PSU-Alexander, 39, pass from Knizner (Etze kick); C-Johnson, 6, run (Treadwell kick); PSU-Etze, 27, field goal; C-Johnson, 1, run (Treadwell kick); C-Allen, 25, run (Treadwell kick); C-Henderson, 4, run (Treadwell kick).

Team Statistics	PSU	CU
First Downs	12	25
Total Net Yards	305	499
Net Yards Rushing	111	285
Net Yards Passing	194	214
Passes (Att-Comp-INT)	23-14-2	24-15-0
Punts-Average	5-51.0	5-39.0
Fumbles-Lost	2-1	0-0
Penalties-Yards	4-26	8-44

Individual Statistics

Rushing

PENN STATE-Thompson 6 for 55; Brown 13 for 51; Greene 4 for 6; Alexander 1 for 3; Bill 1 for 3; Knizner 3 for (-7). CLEMSON-Allen 11 for 105, 1 TD; Johnson 18 for 88, 3 TD; Henderson 6 for 54, 1 TD; McFadden 12 for 38; Lancaster 1 for 4; Ohan 1 for 3; Cooper 1 for (-2); Williams 4 for (-5).

Passing

PENN STATE-Knizner 13 for 22, 148 yds., 1 TD, 2 Int.; Roberts 1 for 1, 46 yds. CLEMSON-Williams 15 for 24, 214 yds.

Receiving

PENN STATE-Timpson 4 for 81; Thompson 3 for 19; Alexander 2 for 43, 1 TD; Brown 2 for 14; Mrosko 1 for 25; Pomfret 1 for 7; Barowski 1 for 5. CLEMSON-Jennings 7 for 110; Cooper 4 for 56; Coley 1 for 19; Hooper 1 for 17; Pearman 1 for 8; Henderson 1 for 4.

Attendance: 53,152

1994 CITRUS: January 1, 1994

A Citrus Bowl record crowd of 72,456 was treated to the Nittany Lions' strongest effort of the season, a 31-13 knockout of sixth-ranked Tennessee. The hard-earned and satisfying victory capped a 10-2 season and vaulted Penn State to another top-10 finish.

Trailing, 10-0, Penn State retaliated with tailback Kijana Carter bursting for a three-yard score. The key play was a 36-yard strike from quarterback Kerry Collins to Bobby Engram. The momentum continued to swing in the Lions' favor on Tennessee's next possession, as Tyoka Jackson tipped a Heath Shuler pass which Lee Rubin snared just inches above the turf. Engram then made a 16-yard reception and gained 35 yards on a reverse. Craig Fayak's 19-yard field goal knotted the score at 10-10.

Tennessee tallied its final points of the afternoon with a field goal, but Penn State had its two-minute offense humming late in the first half. Passes to Engram and Brian O'Neal took the ball to the Vol 14-yard line with :10 left. With the majority of the packed stadium expecting a pass, offensive coordinator Fran Ganter called Carter's number and he swept left and hurtled behind an Engram block into the end zone with just three ticks left on the clock to stun the crowd. Fayak's PAT kick put the Lions on top for good, 17-13, capping what may have been the game's most pivotal play.

A seven-yard pass from Collins to Kyle Brady made it 24-13 in the third quarter and Engram made a 15-yard TD catch to close the scoring. Engram made seven catches for 107 yards and his 184 all-purpose yards made him the overwhelming choice as the Offensive MVP, while Rubin was the Defensive MVP. Collins was 15-of-24 passing for 162 yards and two scores, outplaying Shuler, the Heisman Trophy runnerup, who was sacked four times in the second half.

Tennessee	10	3	0	0	—	13
Penn State	7	10	7	7	—	31

T-Becksvort, 46, field goal; T-Fleming, 19, pass from Shuler (Becksvort kick); PSU-Carter, 3, rush (Fayak kick); PSU-Fayak, 19, field goal; T-Becksvort, 50, field goal; PSU-Carter, 14, rush (Fayak kick); PSU-Brady, 7, pass from K. Collins (Fayak kick); PSU-Engram, 15, pass from K. Collins (Fayak kick).

Team Statistics	PSU	UT
First Downs	20	16
Total Net Yards	371	348
Net Yards Rushing	209	135
Net Yards Passing	162	213
Passes (Att-Comp-INT)	24-15-1	44-23-1
Punts-Average	6-32.0	6-44.2
Fumbles-Lost	0-0	0-0
Penalties-Yards	4-30	10-79

Individual Statistics

Rushing

PENN STATE-Carter 19 for 93, 2 TD; Archie 13 for 69; Engram 1 for 35; Milne 3 for 13; O'Neal 5 for 6; K. Collins 1 for (-7). TENNESSEE-Garner 16 for 89; B. Williams 1 for 38; Stewart 4 for 11; Silvan 1 for 9; Hayden 1 for (-3); H. Shuler 5 for (-4); Colquitt 1 for (-5).

Passing

PENN STATE-K. Collins 15 for 24, 162 yds., 2 TD, 1 Int. TENNESSEE-H. Shuler 22 for 42, 205 yds., 1 TD, 1 Int; Colquitt 1 for 2, 8 yds.

Receiving

PENN STATE-Engram 7 for 107, 1 TD; O'Neal 2 for 19; Scott 2 for 19; Archie 2 for 5; Brady 1 for 7, 1 TD; LaBarca 1 for 5. TENNESSEE-Fleming 7 for 101, 1 TD; Phillips 3 for 23; Kent 3 for 19; Faulkner 3 for 18; Silvan 2 for 15; B. Williams 2 for 13; B. Shuler 1 for 13; Stewart 1 for 8; Garner 1 for 3.

Attendance: 72,456

1998 FLORIDA CITRUS: January 1, 1998

With their schools meeting for the first time since the 1962 Gator Bowl, Joe Paterno and Steve Spurrier, matched wits for the first time in the 1998 Florida Citrus Bowl. The normally pass-happy Gators stuck primarily to the ground and posted a 21-6 victory.

Playing without starters Curtis Enis and Joe Jurevicius, the Lions struggled offensively, but the defense kept Penn State within striking range after the Gators took a quick 14-0 lead. Jim Nelson collected an interception at the Penn State four-yard line to stop a Florida drive late in the first stanza. On the Gators' next possession, Shawn Lee returned an interception 33 yards to the Florida 31. The Lions moved the ball to the seven, but had to settle for a Travis Forney field goal.

The defense and special teams made two huge plays to give Penn State first-and-goal chances in the second quarter. Brandon Short knocked the ball away from Gator QB Doug Johnson and after a wild scramble, Short recovered at the Gators' six. But, on fourth-and-inches, Chris Eberly was stopped short of the goal line. The defense held and Kenny Watson delivered a 52-yard punt return to the Florida six with 1:14 left in the half. Again, the Lions were faced with fourth-and-one, but Mike McQueary's pass was picked off in the end zone, denying Penn State its best opportunities for touchdowns.

A Forney field goal made it 14-6 entering the fourth quarter, but Florida scored on the second play of the stanza to end the scoring. Gator tailback Fred Taylor set Citrus Bowl records with 43 carries for 234 yards, most ever for a Lion foe in a bowl game. The Lions could muster only nine first downs and 139 yards in offense, the lowest in Paterno's tenure. The 16 Lion seniors completed their careers with a superb 41-8 (83.7) record.

Florida	14	0	0	7	—	21
Penn State	0	3	3	0	—	6

F-Brindise, 1, run (Cooper kick); F-Green, 35, pass from Johnson (Cooper kick); PSU-Forney, 42, FG; PSU-Forney, 30, FG; F-Green, 37, pass from Palmer (Cooper kick).

Team Statistics	PSU	UF
First Downs	9	23
Total Net Yards	139	397
Net Yards Rushing	47	254
Net Yards Passing	92	143
Passes (Att-Comp-INT)	19-9-2	32-10-3
Punts-Average	7-42.1	5-36.4
Fumbles-Lost	0-0	2-1
Penalties-Yards	1-5	5-46

Individual Statistics

Rushing

PENN STATE-Eberly 14 for 53; Watson 4 for 5; Mitchell 5 for 2; McQueary 6 for (-13). FLORIDA-Taylor 43 for 234; Carroll 9 for 28; Ross 1 for 9; Brindise 3 for (-1), 1 TD; Johnson 3 for (-16).

Passing

PENN STATE-McQueary 10 for 32, 92 yds., 3 Int. FLORIDA-Johnson 5 for 12, 77 yds., 1 TD, 1 Int.; Brindise 3 for 6, 29 yds., 1 Int.; Palmer 1 for 1; 37 yds., 1 TD.

Receiving

PENN STATE-Cuncho Brown 3 for 25; Nastasi 2 for 26; Watson 2 for 15; Mitchell 1 for 9; Pettigrew 1 for 9; Eberly 1 for 8. FLORIDA-Green 2 for 72, 2 TD; T. Taylor 1 for 19; McGriff 1 for 19; Kinney 1 for 13; Richardson 1 for 9; McCaslin 1 for 7; Taylor 1 for 3; Carroll 1 for 1.

Attendance: 72,940 (Florida Citrus Bowl record)

CITRUS BOWL HISTORY

2003 CAPITAL ONE: January 1, 2003

Penn State rode the momentum of four consecutive wins to close the regular season into the 2003 Capital One Bowl against Auburn, but some missed offensive opportunities resulted in a difficult 13-9 loss.

The Lions finished with a 9-4 record, with all four losses coming by seven points or less, including two in overtime, to teams that were ranked in the Top 15 of the final Associated Press poll (three in the Top 10).

Anthony Adams forced an early fumble that Derek Wake pounced on at the Auburn 15-yard line. The Lions had a first-and-goal at the four, but were forced to settle for a 21-yard field goal by Robbie Gould.

The Tigers advanced to the Lions' seven early in the second quarter, but Wake blocked a 34-yard field goal attempt, his fourth blocked kick of the year. Midway through the quarter, the Lions reached the Auburn 16, but Gould's 33-yard field try was wide.

Penn State's next possession began at the Auburn 43 and the Lions moved to the 10, but again had to settle for a Gould field goal, a 27-yarder, for a 6-0 lead with 1:44 left in the half. Three trips inside the Auburn 20 had resulted in only six points, which would come back to haunt the Lions.

Early in the fourth period, Michael Robinson completed a 34-yard pass to Tony Johnson and then scrambled 20 yards to the Auburn 19. Gould's 31-yard field goal gave Penn State a 9-7 lead, but 10:10 was left to play.

A sack by John Bronson forced an Auburn punt, which the Tigers downed at the Penn State one. The Tigers forced a three-and-out and got excellent field position at the Penn State 40 with 5:04 to play. Brown carried the ball five straight times, the last one a 17-yard touchdown burst with 2:19 to play for a 13-9 lead. Campbell's two-point pass was incomplete.

Zack Mills returned to the contest, but on third down, was intercepted by Roderick Hood and Auburn held on.

Adams recorded nine tackles (eight solo), including a sack, and the forced fumble to earn team Defensive MVP honors. Robinson was the team Offensive MVP.

Auburn	0	0	7	6	—	13
Penn State	3	3	0	3	—	9

PSU-Gould, 21, FG; PSU-Gould, 27, FG; A-Brown, 1, run (Duval kick); PSU-Gould, 31, FG; A-Brown, 12, run (pass failed).

Team Statistics	PSU	AU
First Downs	15	15
Total Net Yards	268	278
Net Yards Rushing	170	200
Net Yards Passing	98	78
Passes (Att-Comp-INT)	27-10-1	17-10-1
Punts-Average	5-38.2	4-48.2
Fumbles-Lost	3-0	1-1
Penalties-Yards	7-68	9-84

Individual Statistics

Rushing

PENN STATE-L. Johnson 20 for 72; Mills 9 for 56; M. Robinson 5 for 30; Smith 1 for 10; Jefferson 1 for 2.
AUBURN-Brown 37 for 184, 2 TD; Smith 5 for 10; Campbell 8 for 6.

Passing

PENN STATE-Mills 8 for 24, 67 yds., 1 Int.; M. Robinson 2 for 3, 31 yds.
AUBURN-Campbell 10 for 17, 78 yds., 1 Int.

Receiving

PENN STATE-T. Johnson 2 for 54; Kranchick 2 for 15; L. Johnson 2 for 8; M. Robinson 2 for 7; McHugh 1 for 8; Williams 1 for 6.
AUBURN-Aromashodu 2 for 18; Johnson 2 for 17; Diamond 1 for 11; Obomanu 1 for 11; Daniels 1 for 9; Willis 1 for 6; Smith 1 for 5; Brown 1 for 1.

Attendance: 66,334

2010 CAPITAL ONE: January 1, 2010

Senior quarterback Daryll Clark, the game MVP, led Penn State on a 65-yard drive in the waning minutes of the game and Collin Wagner connected on a 21-yard field goal with :57 left to play to lift the Nittany Lions to a dramatic 19-17 win over LSU in the 64th Capital One Bowl.

Wagner made a career-high four field goals, connecting from 26, 18, 20 and 21 yards. He had never made four field goals during his prep or Penn State career. His four field goals tied Travis Forney's Penn State bowl record (1999 Outback).

Having taken a 16-3 lead into the third quarter, the Nittany Lions saw the Tigers rally to score two touchdowns in a span of 2:24, grabbing a 17-16 lead with 12:49 to play on a one-yard run by Stevan Ridley. Penn State had to punt, but the defense held LSU to one first down and forced a punt, with the Lions taking over at their 31 with 6:54 to play.

Penn State converted two third downs on the dramatic 12-play scoring drive. Clark hit Graham Zug for a first down at the LSU 37. On the next play, Zug made a huge 17-yard sideline reception to the 20. On third-and-4 from the Tigers' 14, Stephon Green burst through the line for a 6-yard gain. Clark carried to the LSU two to set up Wagner's game-winner.

On the Tigers' final possession, they faced a third-and-21 from their own 40 with time for one more play. Jordan Jefferson completed a pass to Rueben Randle, who reached the Lions' 35, but was hit by Eric Latimore and fumbled. Nick Sukay recovered to seal the win.

Clark was 18-of-35 for 216 yards, with one TD and no interceptions. Clark became the first Penn Stater to surpass 3,000 passing yards in a season, finishing with 3,003.

Andrew Quarless made a career-high and school bowl record eight receptions for 88 yards to break school records for catches by a tight end in a season (41) and career (87).

The defense held the Tigers to 243 yards and forced three turnovers. Penn State limited LSU to just nine first downs and 41 rushing yards on 25 attempts, becoming the eighth opponent to rush for less than 100 yards in 2009.

All-America linebacker NaVorro Bowman made nine tackles (seven solo), with 1.5 tackles for losses. Josh Hull had six stops and Sean Lee had six hits.

LSU	0	3	7	7	—	17
Penn State	7	6	3	3	—	19

PSU-Moye, 37, pass from Clark (Wagner kick); LSU-Jasper, 25, FG; PSU-Wagner, 26, FG; PSU-Wagner, 18, FG; PSU-Wagner, 20, FG; LSU-LaFell, 24, pass from Jefferson (Jasper kick); LSU-Ridley, 1, run (Jasper kick); PSU-Wagner, 21, FG.

Team Statistics	PSU	LSU
First Downs	9	21
Total Net Yards	243	340
Yards Rushing	41	124
Yards Passing	202	216
Passes (Comp-Att-INT)	13-24-1	18-35-0
Punts-Average	7-33.0	8-39.8
Fumbles-Lost	2-2	4-0
Penalties-Yards	10-64	2-10

Individual Statistics

Rushing

PENN STATE-Royster 17 for 65; Green 7 for 35; Clark 11 for 20; Suhey 3 for 9; team 1 for (-2); Drake 1 for (-3).
LSU-Ridley 12 for 13, 1 TD; Jefferson 8 for 11; Holliday 4 for 10; LaFell 1 for 7.

Passing

PENN STATE-Clark 18 of 35, 216 yds., 1 TD.
LSU-Jefferson 13 of 24, 202 yds., 1 TD, 1 Int.

Receiving

PENN STATE-Quarless 8 for 88; Zug 4 for 51; Moye 3 for 53, 1 TD; Drake 1 for 12; Powell 1 for 11; Green 1 for 1.
LSU-Toliver 6 for 81; LaFell 5 for 87, 1 TD; Randle 1 for 27; Dickson 1 for 7.

Attendance: 63,025

48 2018 PENN STATE FOOTBALL

BOWL HISTORY

BOWL APPEARANCES (Through 2019)		BOWL VICTORIES		BOWL WINNING PERCENTAGE		
School	Bowls	School	Wins	School	Record	Pct.
Alabama	68	Alabama	39	Utah	17-4-0	81.0
Texas	55	USC	34	USC	34-18-0	65.4
Georgia	55	Georgia	31	Mississippi	24-13-0	64.9
Nebraska	53	PENN STATE	29	Oklahoma State	18-10-0	64.0
Tennessee	52	Oklahoma	29	PENN STATE	29-17-2	62.5
USC	52	Tennessee	28	Florida State	27-16-2	62.2
Oklahoma	52	Texas	28	Syracuse	15-9-1	62.0
LSU	50	Florida State	27	Mississippi State	13-8-0	61.9
PENN STATE	49	Nebraska	26	Alabama	39-25-3	60.4
Ohio State	49	Georgia Tech	25	Georgia	31-20-3	60.2
Michigan	47	LSU	25	Oklahoma	29-21-1	59.0
Florida State	45	Mississippi	24			

(Min. 20 Appearances)

BOWL APPEARANCES

1922 L	Rose: Jan. 1, 1923 USC 14, Penn State 3	1978 L	Sugar: Jan. 1, 1979 Alabama 14, Penn State 7	1995 W	Outback: Jan. 1, 1996 Penn State 43, Auburn 14 <i>MVP: Bobby Ingram</i>	2016 L	Rose: Jan. 2, 2017 USC 52, Penn State 49
1947 T	Cotton: Jan. 1, 1948 Penn State 13, SMU 13	1979 W	Liberty: Dec. 22, 1979 Penn State 9, Tulane 6	1996 W	Fiesta: Jan. 1, 1997 Penn State 38, Texas 15 <i>Off. Player of the Game: Curtis Enis</i> <i>Def. Player of the Game: Brandon Noble</i>	2017 W	Fiesta: Dec. 30, 2017 Penn State 35, Washington 28 <i>Off. Player of the Game: Trace McSorley</i> <i>Def. Player of the Game: Marcus Allen</i>
1959 W	Liberty: Dec. 19, 1959 Penn State 7, Alabama 0 <i>Leftwich Memorial Trophy: Jay Huffman</i>	1980 W	Fiesta: Dec. 26, 1980 Penn State 31, Ohio State 19 <i>Outstanding Off. Player: Curt Warner</i> <i>Outstanding Def. Player: Frank Case</i> <i>Sportsmanship Award: Frank Case</i>	1997 L	Citrus: Jan. 1, 1998 Florida 21, Penn State 6 <i>Team Offensive MVP: Chris Eberly</i> <i>Team Defensive MVP: Brandon Short</i>		
1960 W	Liberty: Dec. 17, 1960 Penn State 41, Oregon 12 <i>Leftwich Memorial Trophy: Dick Hoak</i>	1981 W	Fiesta: Jan. 1, 1982 Penn State 26, USC 10 <i>Outstanding Off. Player: Curt Warner</i> <i>Outstanding Def. Player: Leo Wisniewski</i>	1998 W	Outback: Jan. 1, 1999 Penn State 26, Kentucky 14 <i>MVP: Courtney Brown</i>		
1961 W	Gator: Dec. 30, 1961 Penn State 30, Georgia Tech 15 <i>Burkhalter Award: Galen Hall</i>	1982 W	Sugar: Jan. 1, 1983 Penn State 27, Georgia 23 <i>Outstanding Player: Todd Blackledge</i>	1999 W	Alamo: Dec. 28, 1999 Penn State 24, Texas A&M 0 <i>Offensive MVP: Rashard Casey</i> <i>Defensive MVP: LaVar Arrington</i>		
1962 L	Gator: Dec. 29, 1962 Florida 17, Penn State 7 <i>Miller Award: Dave Robinson</i>	1983 W	Aloha: Dec. 26, 1983 Penn State 13, Washington 10 <i>Outstanding Def. Player: George Reynolds</i>	2002 L	Capital One: Jan. 1, 2003 Auburn 13, Penn State 9 <i>Offensive MVP: Michael Robinson</i> <i>Defensive MVP: Anthony Adams</i>		
1967 T	Gator: Dec. 30, 1967 Penn State 17, Florida State 17 <i>Burkhalter Award: Tom Sherman</i>	1985 L	Orange: Jan. 1, 1986 Oklahoma 25, Penn State 10	2005 W	Orange: Jan. 3, 2006 Penn State 26, Florida State 23 (3 OT)		
1968 W	Orange: Jan. 1, 1969 Penn State 15, Kansas 14	1986 W	Fiesta: Jan. 2, 1987 Penn State 14, Miami (Fla.) 10 <i>Most Valuable Off. Player: D.J. Dozier</i> <i>Most Valuable Def. Player: Shane Conlan</i>	2006 W	Outback: Jan. 1, 2007 Penn State 20, Tennessee 10 <i>Most Valuable Player: Tony Hunt</i>		
1969 W	Orange: Jan. 1, 1970 Penn State 10, Missouri 3 <i>Most Valuable Back: Chuck Burkhart</i> <i>Most Valuable Lineman: Mike Reid</i>	1987 L	Citrus: Jan. 1, 1988 Clemson 35, Penn State 10	2007 W	Alamo: Dec. 29, 2007 Penn State 24, Texas A&M 17 <i>Offensive MVP: Rodney Kinlaw</i> <i>Defensive MVP: Sean Lee</i>		
1971 W	Cotton: Jan. 1, 1972 Penn State 30, Texas 6 <i>Outstanding Off. Player: Lydell Mitchell</i> <i>Outstanding Def. Player: Bruce Bannon</i>	1989 W	Holiday: Dec. 29, 1989 Penn State 50, BYU 39 <i>Player of the Game: Blair Thomas;</i> <i>Ty Detmer (BYU)</i>	2008 L	Rose: Jan. 1, 2009 USC 38, Penn State 24		
1972 L	Sugar: Dec. 31, 1972 Oklahoma 14, Penn State 0	1990 L	Blockbuster: Dec. 28, 1990 Florida State 24, Penn State 17	2009 W	Capital One: Jan. 1, 2010 Penn State 19, LSU 17 <i>Most Valuable Player: Daryll Clark</i>		
1973 W	Orange: Jan. 1, 1974 Penn State 16, LSU 9 <i>Most Valuable Back: Tom Shuman</i> <i>Most Valuable Lineman: Randy Crowder</i>	1991 W	Fiesta: Jan. 1, 1992 Penn State 42, Tennessee 17 <i>Most Valuable Off. Player: O.J. McDuffie</i> <i>Most Valuable Def. Player: Reggie Givens</i>	2010 L	Outback: Jan. 1, 2011 Florida 37, Penn State 24		
1974 W	Cotton: Jan. 1, 1975 Penn State 41, Baylor 20 <i>Outstanding Off. Player: Tom Shuman</i>	1992 L	Blockbuster: Jan. 1, 1993 Stanford 24, Penn State 3	2011 L	TicketCity: Jan. 2, 2012 Houston 30, Penn State 14		
1975 L	Sugar: Dec. 31, 1975 Alabama 13, Penn State 6	1993 W	Citrus: Jan. 1, 1994 Penn State 31, Tennessee 13 <i>Most Valuable Off. Player: Bobby Ingram</i> <i>Most Valuable Def. Player: Lee Rubin</i>	2014 W	Pinstripe: Dec. 27, 2014 Penn State 31, Boston College 30 (OT) <i>MVP: Christian Hackenberg</i>		
1976 L	Gator: Dec. 27, 1976 Notre Dame 20, Penn State 9 <i>Outstanding PSU Player: Jimmy Cefalo</i>	1994 W	Rose: Jan. 2, 1995 Penn State 38, Oregon 20 <i>MVPs: Ki-Jana Carter;</i> <i>Danny O'Neil (Oregon)</i>	2015 L	TaxSlayer Gator: Jan. 2, 2016 Georgia 24, Penn State 17 <i>PSU MVP: Trace McSorley</i>		

INDIVIDUAL BOWL RECORDS

RUSHING

YARDAGE			
1.	194	Saquon Barkley	2017 Rose
2.	186	Blair Thomas	1989 Holiday
3.	158	Tony Hunt	2007 Outback
4.	156	Ki-Jana Carter	1995 Rose
5.	155	Curt Warner	1980 Fiesta
6.	146	Lydell Mitchell	1972 Cotton
7.	145	Curt Warner	1982 Fiesta
8.	143	Rodney Kinlaw	2007 Alamo
9.	118	Stephen Pitts	1996 Outback
10.	117	Curt Warner	1983 Sugar

ATTEMPTS			
1.	35	Blair Thomas	1989 Holiday
2.	31	Tony Hunt	2007 Outback
3.	27	Lydell Mitchell	1972 Cotton
4.	26	John Cappelletti	1974 Orange
	26	Steve Geise	1977 Fiesta
	26	Curt Warner	1982 Fiesta
	26	Austin Scott	2006 Orange
8.	25	Saquon Barkley	2017 Rose
	25	Tom Donchez	1975 Cotton
	25	Frank Rogel	1948 Cotton

AVERAGE			
<i>(Minimum 10 Attempts)</i>			
1.	8.6	Curt Warner	1980 Fiesta
2.	7.9	Stephen Pitts	1996 Outback
3.	7.8	Saquon Barkley	2017 Rose
4.	7.6	Booker Moore	1980 Fiesta
	7.6	Saquon Barkley	2017 Fiesta
6.	7.4	Ki-Jana Carter	1995 Rose
7.	6.8	Brian Milne	1996 Outback
	6.8	Rodney Kinlaw	2007 Alamo
9.	6.5	Curt Warner	1983 Sugar
10.	6.2	Zack Mills	2003 Capital One

TOUCHDOWNS			
1.	3	Ki-Jana Carter	1995 Rose
2.	2	Dick Hoak	1960 Liberty
	2	Matt Suhey	1977 Fiesta
	2	Curt Warner	1982 Fiesta
	2	Curt Warner	1983 Sugar
	2	Leroy Thompson	1989 Holiday
	2	Ki-Jana Carter	1994 Citrus
	2	Curtis Enis	1997 Fiesta
	2	Austin Scott	2006 Orange
	2	Saquon Barkley	2017 Rose
	2	Saquon Barkley	2017 Fiesta

LONGEST RUN			
1.	92	Saquon Barkley	2017 Fiesta
2.	84	Chafie Fields	1997 Fiesta
3.	83	Ki-Jana Carter	1995 Rose
4.	79	Saquon Barkley	2017 Rose
5.	64	Curt Warner	1980 Fiesta
6.	43	Stephen Pitts	1996 Outback
7.	38	Evan Royster	2007 Alamo

LONGEST TOUCHDOWN RUN			
1.	92	Saquon Barkley	2017 Fiesta
2.	83	Ki-Jana Carter	1995 Rose
3.	79	Saquon Barkley	2017 Rose
4.	64	Curt Warner	1980 Fiesta
5.	38	Evan Royster	2007 Alamo
6.	37	Booker Moore	1980 Fiesta
7.	21	Curt Warner	1982 Fiesta
8.	19	Chafie Fields	1999 Outback
9.	18	Steve Geise	1977 Fiesta
10.	17	Curt Warner	1982 Fiesta
	17	Ki-Jana Carter	1995 Rose

PASSING

YARDAGE			
1.	371	Christian Hackenberg	2014 Pinstripe
2.	342	Trace McSorley	2017 Fiesta
3.	273	Daryll Clark	2009 Rose
4.	254	Trace McSorley	2017 Rose
5.	253	Michael Robinson	2006 Orange
6.	228	Todd Blackledge	1983 Sugar
7.	226	Tom Shuman	1975 Cotton
8.	217	Wally Richardson	1996 Outback
9.	216	Daryll Clark	2010 Capital One
10.	211	Matt McGloin	2011 Outback

COMPLETIONS			
1.	34	Christian Hackenberg	2014 Pinstripe
2.	32	Trace McSorley	2017 Fiesta
3.	21	Michael Robinson	2006 Orange
	21	Daryll Clark	2009 Rose
5.	19	Kerry Collins	1995 Rose
6.	18	Daryll Clark	2010 Capital One
	18	Trace McSorley	2017 Rose
8.	17	Matt McGloin	2011 Outback
9.	15	Chuck Fusina	1979 Sugar
	15	Kerry Collins	1993 Blockbuster
	15	Anthony Morelli	2007 Alamo

ATTEMPTS			
1.	50	Christian Hackenberg	2014 Pinstripe
2.	41	Matt McGloin	2011 Outback
	41	Trace McSorley	2017 Fiesta
4.	39	Michael Robinson	2006 Orange
5.	36	Daryll Clark	2009 Rose
6.	35	Daryll Clark	2010 Capital One
7.	34	Doug Strang	1983 Aloha
8.	33	Chuck Fusina	1975 Sugar
9.	32	Mike McQueary	1998 Florida Citrus
10.	31	John Hufnagel	1972 Sugar
	31	Anthony Morelli	2007 Alamo

COMPLETION PERCENTAGE			
<i>(Minimum 10 Attempts)</i>			
1.	78.0	Trace McSorley	2017 Fiesta
2.	72.7	Matt Knizner	1986 Orange
3.	68.0	Christian Hackenberg	2014 Pinstripe
4.	63.3	Kerry Collins	1995 Rose
5.	62.5	Kerry Collins	1994 Citrus
6.	62.0	Trace McSorley	2017 Rose
7.	60.0	Wally Richardson	1997 Fiesta
8.	59.1	Matt Knizner	1988 Citrus
9.	58.3	Daryll Clark	2009 Rose
10.	56.5	Todd Blackledge	1983 Sugar

TOUCHDOWN PASSES			
1.	4	Tony Sacca	1992 Fiesta
4.	4	Wally Richardson	1996 Outback
4.	4	Christian Hackenberg	2014 Pinstripe
	4	Trace McSorley	2017 Rose
5.	3	Galen Hall	1961 Gator
6.	2	Tom Sherman	1967 Gator
	2	Tony Sacca	1989 Holiday
	2	Daryll Clark	2009 Rose
	2	Trace McSorley	2016 TaxSlayer
	2	Trace McSorley	2017 Fiesta

LONGEST COMPLETION			
1.	72	Shuman to Herd	1974 Orange
	72	Hackenberg to Godwin	2014 Pinstripe
	72	McSorley to Godwin	2017 Rose
4.	69	Bolden to Brown	2012 TicketCity
5.	65	Hufnagel to Skarzynski	1972 Cotton
6.	56	Sacca to Daniels	1990 Blockbuster
	56	Thompson to Nastasi	1999 Outback
8.	52	Blackledge to Garrity	1982 Fiesta
	52	Sacca to Daniels	1989 Holiday
10.	49	Shuman to Cefalo	1975 Cotton

LONGEST TOUCHDOWN PASS			
1.	72	Shuman to Herd	1974 Orange
	72	Hackenberg to Godwin	2014 Pinstripe
	72	McSorley to Godwin	2017 Rose
4.	69	Bolden to Brown	2012 TicketCity
5.	65	Hufnagel to Skarzynski	1972 Cotton
6.	56	Sacca to Daniels	1990 Blockbuster
	56	Thompson to Nastasi	1999 Outback
8.	52	Blackledge to Garrity	1982 Fiesta
	52	Sacca to Daniels	1989 Holiday
10.	49	Shuman to Cefalo	1975 Cotton

INTERCEPTIONS THROWN			
1.	5	Matt McGloin	2011 Outback
2.	4	Chuck Fusina	1979 Sugar
3.	3	Harry "Light Horse" Wilson	1923 Rose
	3	John Shaffer	1986 Orange
	3	Mike McQueary	1998 Citrus
	3	Rob Bolden	2012 TicketCity
	3	Trace McSorley	2017 Rose

RECEIVING

YARDAGE			
1.	187	Chris Godwin	2017 Rose
2.	154	David Daniels	1990 Blockbuster
3.	140	Chris Godwin	2014 Pinstripe
4.	133	Chris Godwin	2016 TaxSlayer
5.	116	Gregg Garrity	1983 Sugar
6.	113	Bobby Engram	1983 Sugar
7.	111	O.J. McDuffie	1993 Blockbuster
8.	110	Jordan Norwood	2006 Orange
	110	DaeSean Hamilton	2017 Fiesta
10.	107	Bobby Engram	1994 Citrus

RECEPTIONS			
1.	9	Chris Godwin	2017 Rose
2.	8	Andrew Quarless	2010 Capital One
3.	7	David Daniels	1990 Blockbuster
	7	Bobby Engram	1994 Citrus
	7	Tony Stewart	1999 Outback
	7	Chris Godwin	2014 Pinstripe
	7	DaeSean Hamilton	2014 Pinstripe
	7	Geno Lewis	2014 Pinstripe
	7	Saquon Barkley	2017 Fiesta
10.	6	Ted Kwalick	1969 Orange
	6	Dean DiMidio	1986 Orange
	6	O.J. McDuffie	1993 Blockbuster
	6	Jordan Norwood	2006 Orange
	6	Chris Godwin	2016 TaxSlayer
	6	Juwan Johnson	2017 Fiesta
	6	Mike Gesicki	2017 Fiesta

LONGEST RECEPTION			
1.	72	Herd from Shuman	1974 Orange
	72	Godwin from Hackenberg	2014 Pinstripe
	72	Godwin from McSorley	2017 Rose

YARDS PER RECEPTION			
<i>(Minimum 3 Receptions)</i>			
1.	34.0	Jimmy Cefalo	1975 Cotton
2.	29.0	Gregg Garrity	1983 Sugar
3.	28.3	Bobby Engram	1996 Outback
4.	24.3	Deon Butler	2007 Outback
5.	24.2	Deon Butler	2009 Rose
6.	22.2	Chris Godwin	2016 TaxSlayer
7.	22.0	David Daniels	1990 Blockbuster
8.	20.8	Chris Godwin	2017 Rose
9.	20.3	Michael Timpson	1988 Citrus

TOUCHDOWNS			
1.	2	Bobby Engram	1996 Outback
	2	Chris Godwin	2017 Rose
	2	DaeSean Hamilton	2017 Fiesta

TEAM BOWL RECORDS

TACKLES

TACKLES

1.	18	Matt Millen	1977 Fiesta
2.	17	Lance Mehl	1979 Sugar
3.	16	Kurt Allerman	1976 Gator
4.	15	Keith Goganious	1992 Fiesta
5.	14	Gary Gray	1972 Cotton
	14	Ron Coder	1975 Sugar
	14	Randy Sidler	1976 Gator
	14	Tom DePaso	1977 Fiesta
	14	Scott Radecic	1983 Sugar
	14	Carmen Masciantonio	1983 Aloha
	14	Scott Radecic	1983 Aloha
	14	LaVar Arrington	1999 Alamo
	14	Sean Lee	2007 Alamo

TACKLES FOR LOSS

1.	5.0	NaVorro Bowman	2009 Rose
2.	4.0	Courtney Brown	1999 Outback
	4.0	Justin Kurpeikis	1999 Alamo
4.	3.5	Devon Still	2011 Outback
5.	3.0	Bruce Clark	1977 Fiesta
	3.0	Frank Case	1980 Fiesta
	3.0	Gene Gladys	1980 Fiesta
	3.0	Leo Wisniewski	1982 Fiesta
	3.0	Trey Bauer	1988 Citrus
	3.0	Todd Atkins	1995 Rose
	3.0	Courtney Brown	1999 Alamo

TACKLES FOR LOSS YARDAGE

1.	26	Courtney Brown	1999 Outback
2.	21	Justin Kurpeikis	1999 Alamo
	21	NaVorro Bowman	2009 Rose
4.	20	Todd Atkins	1995 Rose
5.	17	Phil Yeboah-Kodie	1995 Rose
	17	Brad Scioli	1999 Outback
7.	14	Shane Conlan	1986 Orange

SACKS

1.	2.0	Todd Burger	1989 Holiday
	2.0	Todd Atkins	1995 Rose
	2.0	Phil Yeboah-Kodie	1995 Rose
	2.0	Terry Killens	1996 Outback
	2.0	Courtney Brown	1999 Outback
	2.0	Brad Scioli	1999 Outback
	2.0	Justin Kurpeikis	1999 Alamo
8.	1.5	Jay Alford	2006 Orange

SACK YARDAGE

1.	19	Terry Killens	1996 Outback
2.	18	Justin Kurpeikis	1999 Alamo
3.	17	Todd Atkins	1995 Rose
	17	Phil Yeboah-Kodie	1995 Rose
	17	Brad Scioli	1999 Outback
6.	16	Courtney Brown	1999 Outback
	16	Jared Odrick	2010 Capital One
8.	12	Chris Synder	1996 Outback
	12	Shawn Lee	1997 Fiesta

Points:	49	2017 Rose vs. USC
Fewest Points Allowed:	0	1959 Liberty vs. Alabama 1999 Alamo vs. Texas A&M
Most Combined Points:	101	2017 Rose vs. USC (L, 52-49)
Fewest Combined Points:	7	1959 Liberty vs. Alabama (W, 7-0)
Most First Quarter Points:	14	1977 Fiesta vs. Arizona State 2017 Fiesta vs. Washington
Most Second Quarter Points:	21	1960 Liberty vs. Oregon 2017 Rose vs. USC
Most Third Quarter Points:	28	2017 Rose vs. USC
Most Fourth Quarter Points:	24	1975 Cotton vs. Baylor
Most First Half Points:	28	2017 Fiesta vs. Washington
Most Second Half Points:	38	1975 Cotton vs. Baylor 1989 Holiday vs. BYU
First Downs:	26	1989 Holiday vs. BYU
Most Combined First Downs:	61	1989 Holiday vs. BYU
Rushing Yards:	351	1980 Fiesta vs. Ohio State
Rushing Yards Combined:	486	1996 Outback vs. Auburn
Rushing Yardage Average:	7.5	1996 Fiesta vs. Texas
Rushing Attempts:	75	2014 Pinstripe vs. Boston College
Passing Yards:	371	2014 Pinstripe vs. Boston College
Passing Yards Combined:	791	1989 Holiday vs. BYU
Pass Completions:	34	2014 Pinstripe vs. Boston College
Pass Attempts:	50	2014 Pinstripe vs. Boston College
Touchdown Passes:	4	1992 Fiesta vs. Tennessee 1996 Outback vs. Auburn 2014 Pinstripe vs. Boston College 2017 Rose vs. USC
Interceptions Thrown:	5	2011 Outback vs. Florida
Total Offense:	545	2017 Fiesta vs. Washington
Total Offense Combined:	1,115	1989 Holiday vs. BYU
Total Plays:	87	1960 Liberty vs. Oregon 2006 Orange vs. Florida State
Fumbles Lost:	4	1959 Liberty vs. Alabama 1972 Sugar vs. Oklahoma
Turnovers:	5	1962 Gator vs. Florida 1972 Sugar vs. Oklahoma 1986 Orange vs. Oklahoma 2011 Outback vs. Florida
Penalties:	12	1977 Fiesta vs. Arizona State
Penalty Yardage:	126	1977 Fiesta vs. Arizona State
Punts:	12	1923 Rose vs. USC 1970 Orange vs. Missouri
Fewest Punts:	2	1975 Cotton vs. Baylor 1989 Holiday vs. BYU 2017 Fiesta vs. Washington
Largest Comeback Win:	14	2007 Alamo vs. Texas A&M (Trailed 14-0; won 24-17) 2014 Pinstripe vs. Boston College (Trailed 21-7; won 31-30 in OT)
Attendance:	102,247	1995 Rose vs. Oregon

OPPONENT INDIVIDUAL BOWL RECORDS

RUSHING			
Yardage:	234	Fred Taylor, Florida	1998 Citrus
Attempts:	43	Fred Taylor, Florida	1998 Citrus
Average Per Attempt:	9.9	Stephen Davis, Auburn	1996 Outback
<i>(Minimum 10 Attempts)</i>			
Touchdowns:	3	Tracy Johnson, Clemson	1988 Citrus
Longest Run:	69	Myles Gaskin, Washington	2017 Fiesta

PASSING			
Yardage:	576	Ty Detmer, BYU	1989 Holiday
Completions:	45	Case Keenum, Houston	2012 TicketCity
Attempts:	69	Case Keenum, Houston	2012 TicketCity
Completion Percentage:	83.3	Richard Todd, Alabama	1975 Sugar
<i>(Minimum 10 Attempts)</i>			
Touchdown Passes:	5	Sam Darnold, USC	2017 Rose
Interceptions Thrown:	5	Terry McMillan, Missouri	1970 Orange
		Vinny Testaverde, Miami (Fla.)	1987 Fiesta

RECEIVING			
Yardage:	228	Patrick Edwards, Houston	2012 TicketCity
Receptions:	14	Ron Sellers, Florida State	1967 Gator
Average Per Reception:	26.4	Tinker Owens, Oklahoma	1972 Sugar
<i>(Minimum 5 Receptions)</i>			
Touchdowns:	3	Deonta Brunett, USC	2017 Rose
Longest Reception:	75	Patrick Edwards, Houston	2012 TicketCity

TOTAL OFFENSE			
Total Yardage:	594	Ty Detmer, BYU	1989 Holiday
TDs Responsible:	5	Mark Sanchez, USC	2009 Rose
		Sam Darnold, USC	2017 Rose
Offensive Plays:	76	Case Keenum, Houston	2012 TicketCity

PUNT RETURNS			
Returns:	7	Willie Reid, Florida State	2006 Orange
Yardage:	180	Willie Reid, Florida State	2006 Orange
Longest Return:	87	Willie Reid, Florida State	2006 Orange

KICKOFF RETURNS			
Returns:	7	Dale Carter, Tennessee	1992 Fiesta
Yardage:	132	Dale Carter, Tennessee	1992 Fiesta
Longest Return:	67	Craig Yeast, Kentucky	1999 Outback

PUNTING			
Punts:	10	Woody Umphrey, Alabama	1979 Sugar
Average Per Punt:	55.0 (6 punts)	Justin Brantly, Texas A&M	2007 Alamo
<i>(Minimum 3 Punts)</i>			
Longest Punt:	67	Justin Brantly, Texas A&M	2007 Alamo

SCORING			
Points:	18	Tracy Johnson, Clemson	1988 Citrus
		Deonta Burnett, USC	2017 Rose
Touchdowns:	3	Tracy Johnson, Clemson	1988 Citrus
		Deonta Burnett, USC	2017 Rose
Kicking Points:	14	Matt Boormeester, USC	2017 Rose
Extra Points:	5	David Treadwell, Clemson	1988 Citrus
		David Buehler, USC	2009 Rose
		Matt Boormeester, USC	2017 Rose
Field Goals:	4	Tim Lashar, Oklahoma	1986 Orange
Longest Field Goal:	47	Chas Henry, Florida	2011 Outback

INTERCEPTIONS			
Interceptions:	2	Sonny Brown, Oklahoma	1986 Orange
		Ahmad Black, Florida	2011 Outback
		Nick Saenz, Houston	2012 TicketCity
Return Yardage:	129	Ahmad Black, Florida	2011 Outback
Longest Return:	80	Ahmad Black, Florida	2011 Outback

OPPONENT TEAM BOWL RECORDS

Points:	52	USC	2017 Rose
First Downs:	35	BYU	1989 Holiday
Rushing Yardage:	289	Boston College	2014 Pinstripe
Rushing Attempts:	76	Oklahoma	1972 Sugar
Rushing Average:	6.3	Boston College	2014 Pinstripe
Passing Yardage:	576	BYU	1989 Holiday
Pass Completions:	45	Houston	2012 TicketCity
Pass Attempts:	69	Houston	2012 TicketCity
Pass Completion Percentage:	83.3	Alabama	1975 Sugar
Interceptions Thrown:	7	Missouri	1970 Orange

Total Offense:	651	BYU	1989 Holiday
Total Plays:	93	Miami (Fla.)	1987 Fiesta
Fumbles Lost:	5	Oklahoma	1972 Sugar
Turnovers:	9	Missouri	1970 Orange

52 2018 PENN STATE FOOTBALL

BOWL HIGHS & LOWS

RUSHING YARDAGE

High			Low		
1.	351	1980 Fiesta	1.	19	1979 Sugar
2.	330	1997 Fiesta	2.	28	1974 Orange
3.	301	1959 Liberty	3.	47	1998 Citrus
4.	278	1959 Liberty	4.	49	1972 Sugar
5.	270	2007 Alamo	5.	57	1970 Orange
6.	268	1977 Fiesta	6.	76	1992 Fiesta
7.	266	1996 Outback			
8.	265	1975 Cotton			

PASSING YARDAGE

High			Low		
1.	371	2014 Pinstripe	1.	6	1923 Rose
2.	342	2017 Fiesta	2.	41	1959 Liberty
3.	281	2016 TaxSlayer	3.	50	1962 Gator
4.	278	1990 Blockbuster	4.	53	1987 Fiesta
5.	273	2009 Rose	5.	69	1967 Gator
6.	254	2017 Rose			
7.	253	2006 Orange			
8.	228	1983 Sugar			
9.	226	1975 Sugar			
10.	221	1996 Outback			

TOTAL OFFENSE

High			Low		
1.	545	2017 Fiesta	1.	104	1923 Rose
2.	491	1975 Cotton	2.	139	1962 Gator
3.	487	1996 Outback		139	1998 Citrus
4.	468	1980 Fiesta	4.	162	1987 Fiesta
5.	465	2017 Rose	5.	182	1979 Sugar
6.	464	1989 Holiday	6.	185	1974 Orange
7.	453	2014 Pinstripe			
8.	430	1995 Rose			
9.	425	1997 Fiesta			
10.	420	1960 Liberty			
	420	1999 Outback			

FIRST DOWNS

High			Low		
1.	26	1989 Holiday	1.	5	1923 Rose
2.	25	1960 Liberty	2.	8	1962 Gator
	25	2014 Pinstripe		8	1987 Fiesta
	25	2017 Fiesta	4.	9	1974 Orange
5.	24	1999 Outback		9	1998 Citrus
6.	23	2006 Orange	6.	11	1972 Sugar
	23	2007 Alamo			
	23	2017 Rose			
9.	22	1980 Fiesta			
	22	1995 Rose			
	22	1996 Outback			

RUSHING YARDAGE DEFENSE

Best			Worst		
1.	-8	1979 Liberty	1.	289	2014 Pinstripe
2.	26	2006 Orange	2.	285	1988 Citrus
3.	41	2010 Capital One	3.	281	1986 Orange
4.	45	1995 Rose	4.	278	1972 Sugar
5.	55	1967 Gator	5.	254	1923 Rose
6.	60	1980 Fiesta		254	1998 Citrus
7.	61	2009 Rose	7.	220	1996 Outback
8.	68	2012 TicketCity			
9.	73	1997 Fiesta			
10.	76	1969 Orange			

PASSING YARDAGE DEFENSE

Best			Worst		
1.	27	1959 Liberty	1.	576	1989 Holiday
2.	39	1923 Rose	2.	532	2012 TicketCity
3.	69	1974 Orange	3.	456	1995 Rose
4.	78	2003 Capital One	4.	453	2017 Rose
5.	83	1972 Cotton	5.	413	2009 Rose
			6.	363	1967 Gator
			7.	336	1977 Fiesta
				336	1999 Outback

TOTAL DEFENSE

Best			Worst		
1.	141	1959 Liberty	1.	651	1989 Holiday
2.	202	1979 Liberty	2.	600	2012 TicketCity
	202	1999 Alamo	3.	575	2017 Rose
4.	206	1948 Cotton	4.	501	1995 Rose
5.	241	1969 Orange	5.	499	1988 Citrus
6.	243	2010 Capital One	6.	474	2009 Rose
			7.	453	1972 Sugar
			8.	445	1987 Fiesta

FIRST DOWN DEFENSE

Best			Worst		
1.	7	1959 Liberty	1.	35	1989 Holiday
2.	9	2010 Capital One	2.	33	2017 Rose
3.	12	1948 Cotton	3.	29	1977 Fiesta
	12	1986 Orange	4.	27	1995 Rose
	12	2006 Orange		27	2009 Rose
6.	13	1923 Rose	6.	25	1988 Citrus
	13	1961 Gator		25	1992 Fiesta
	13	1970 Orange		25	2012 TicketCity
			9.	24	1999 Outback

CAREER BOWL LEADERS

RUSHING YARDAGE					
	Bowls	Att.	Yards	Avg.	TD
1. Curt Warner	4	76	474	6.2	5
2. Saquon Barkley	3	60	400	6.7	4
3. Matt Suhey	4	51	276	5.4	2
4. Evan Royster	4	52	262	5.0	1
5. Charlie Pittman	3	54	250	4.6	1
6. Ki-Jana Carter	2	40	249	6.2	5
7. Steve Geise	3	46	193	4.2	1
8. Blair Thomas	2	36	183	5.1	1
9. D.J. Dozier	3	47	178	3.7	2
10. Bob Torrey	3	23	177	7.7	0
11. Leroy Thompson	3	34	169	5.0	2
12. Tony Hunt	2	31	158	5.1	0
13. Stephfon Green	3	32	158	4.9	1
14. Tom Donchez	3	37	152	4.1	1

PASSING YARDAGE					
	Bowls	Cmp.	Att.	Yards	TD
1. Trace McSorley	3	64	97	738	8
2. Tony Sacca	3	33	73	550	7
3. Todd Blackledge	3	32	69	520	2
4. Christian Hackenberg	2	42	64	510	4
5. Kerry Collins	3	46	84	507	2
6. Daryll Clark	3	39	71	489	3
7. Tom Shuman	2	16	37	383	2
8. Chuck Fusina	3	38	86	363	3
9. Chuck Burkhart	2	23	49	341	1
10. Anthony Morelli	2	29	56	340	2
11. Wally Richardson	3	25	44	312	5
12. John Hufnagel	2	19	43	284	1
13. Michael Robinson	2	23	42	284	1
14. Galen Hall	3	17	35	240	4

RECEIVING YARDAGE					
	Bowls	No.	Yards	Avg.	TD
1. Chris Godwin	3	22	460	20.9	3
2. Bobby Engram	4	16	272	17.0	3
3. Deon Butler	4	12	242	20.2	1
4. DaeSean Hamilton	4	17	232	13.6	4
5. O.J. McDuffie	3	12	225	18.8	1
6. Jimmy Cefalo	4	13	219	16.8	1
7. David Daniels	2	9	218	24.2	2

RECEPTIONS					
	Bowls	No.	Yards	Avg.	TD
1. Chris Godwin	3	22	460	20.9	3
2. DaeSean Hamilton	4	17	232	13.6	4
Saquon Barkley	3	17	106	6.2	1
4. Bobby Engram	4	16	272	17.0	3
5. Jimmy Cefalo	4	13	219	16.8	1
Jordan Norwood	4	13	177	13.6	1
7. Deon Butler	4	12	242	20.2	1
O.J. McDuffie	3	12	225	18.8	1
Andrew Quarless	4	12	117	9.8	1
Derrick Williams	3	12	100	8.3	1
11. Dean DiMidio	3	10	85	8.5	0
Geno Lewis	2	10	135	13.5	2
13. David Daniels	2	9	218	24.2	2
Tony Stewart	2	9	98	10.9	0


TOUCHDOWN RECEPTIONS		No.	Bowls
1. DaeSean Hamilton	4	2014 Pinstripe, 2016 TaxSlayer, 2017 Fiesta (2)	
2. Bobby Engram	3	1994 Citrus (1), 1996 Outback (2)	
Chris Godwin	3	2014 Pinstripe (1), 2017 Rose (2)	
4. Roger Kochman	2	1959 Liberty, 1961 Gator	
Gregg Garrity	2	1982 Fiesta, 1983 Sugar	
David Daniels	2	1989 Holiday, 1990 Blockbuster	
Terry Smith	2	1989 Holiday, 1990 Blockbuster	
Derek Moyer	2	2010 Capital One, 2011 Outback	
Geno Lewis	2	2014 Pinstripe, 2016 TaxSlayer	

TOP BOWL PERFORMANCES

RUSHING YARDAGE			
1.	194	Saquon Barkley	2017 Rose
2.	186	Blair Thomas	1989 Holiday
3.	158	Tony Hunt	2007 Outback
4.	156	Ki-Jana Carter	1995 Rose
5.	155	Curt Warner	1980 Fiesta
6.	146	Lydell Mitchell	1972 Cotton
7.	145	Curt Warner	1982 Fiesta
8.	143	Rodney Kinlaw	2007 Alamo
9.	137	Saquon Barkley	2017 Fiesta
10.	124	Charlie Pittman	1967 Gator
11.	118	Stephen Pitts	1996 Outback
12.	117	Curt Warner	1983 Sugar
13.	116	Tom Donchez	1975 Cotton
14.	112	Matt Suhey	1979 Liberty
15.	111	Steve Geise	1977 Fiesta
16.	110	Austin Scott	2006 Orange
17.	107	Bob Torrey	1977 Fiesta
18.	105	Eric McCoo	1999 Outback
19.	102	D.J. Dozier	1987 Fiesta
20.	101	Bob Campbell	1969 Orange

PASSING YARDAGE			
1.	371	Christian Hackenberg	2014 Pinstripe
2.	342	Trace McSorley	2017 Fiesta
3.	273	Daryll Clark	2009 Rose
4.	254	Trace McSorley	2017 Rose
5.	253	Michael Robinson	2006 Orange
6.	228	Todd Blackledge	1983 Sugar
7.	226	Tom Shuman	1975 Cotton
8.	217	Wally Richardson	1996 Outback
9.	216	Daryll Clark	2010 Capital One
10.	211	Matt McGloin	2011 Outback
11.	206	Tony Sacca	1989 Holiday
12.	200	Kerry Collins	1995 Rose
13.	197	Anthony Morelli	2007 Outback
14.	194	Tony Sacca	1990 Blockbuster
15.	187	Chuck Burkhart	1970 Orange
16.	187	Kevin Thompson	1999 Outback
17.	175	Galen Hall	1961 Gator
18.	175	Todd Blackledge	1982 Fiesta
19.	163	Chuck Fusina	1979 Sugar
20.	162	Kerry Collins	1994 Citrus

RECEIVING YARDAGE			
1.	187	Chris Godwin	2017 Rose
2.	154	David Daniels	1990 Blockbuster
3.	140	Chris Godwin	2014 Pinstripe
4.	133	Chris Godwin	2016 TaxSlayer
5.	116	Gregg Garrity	1983 Sugar
6.	113	Bobby Engram	1996 Outback
7.	111	O.J. McDuffie	1993 Blockbuster
8.	110	Jordan Norwood	2006 Orange
	110	DaeSean Hamilton	2017 Fiesta
10.	107	Bobby Engram	1994 Citrus
11.	102	Jimmy Cefalo	1975 Cotton
12.	100	Terry Smith	1990 Blockbuster
13.	97	Deon Butler	2009 Rose
14.	88	Andrew Quarless	2010 Capital One
15.	82	Geno Lewis	2014 Pinstripe
16.	81	Lydell Mitchell	1970 Orange
	81	Scott Skarzynski	1972 Cotton
18.	79	Ethan Kilmer	2006 Orange
	79	Derek Moyer	2011 Outback
20.	78	O.J. McDuffie	1992 Fiesta



MARK ALLEN 8
 Running Back | 5-6 | 190
 Graduate/Senior
 Hyattsville, Md./DeMatha
 Major: Journalism (2nd degree)

» 2018
Award: Earned the Quarterback Club Award, for deserving special recognition, at the team's awards banquet.

Season: Appeared in three games...One of 10 Penn Staters to enter 2018 having already earned a degree...Graduated with his degree in criminology in August 2017...Will miss the rest of the season with an injury.

Appalachian State (9/1): Had six carries for 25 yards...Set a career high with three catches for 18 yards. **at Pittsburgh (9/8):** Ran for 12 yards on seven carries, including a 4-yard touchdown and a 10-yard rush...Hauled in a 7-yard reception. **Kent State (9/15):** Established career highs for carries (11) and rushing yards (62)...Scored on a 7-yard run in the third quarter.

» 2018 GAME-BY-GAME

Rushing (Carries-Yards-TD)
 APPALACHIAN STATE 6-25-0; at Pittsburgh 7-12-1; KENT STATE 11-62-1; at Illinois INJ; OHIO STATE INJ; MICHIGAN STATE INJ; at Indiana INJ; IOWA INJ; at Michigan INJ; WISCONSIN INJ; at Rutgers INJ; MARYLAND INJ.

Receiving (Receptions-Yards-TD)
 APPALACHIAN STATE 3-18-0; at Pittsburgh 1-7-0; KENT STATE 0-0-0; at Illinois INJ; OHIO STATE INJ; MICHIGAN STATE INJ; at Indiana INJ; IOWA INJ; at Michigan INJ; WISCONSIN INJ; at Rutgers INJ; MARYLAND INJ.

» ALLEN'S CAREER STATISTICS & GAME HIGHS

	Att.-Yds.	Avg.	TD	LG	Rec.-Yds.	Avg.	TD	LG
2015	27-98	3.6	1	28	4-44	11.0	1	16
2016	29-115	4.0	1	17	4-24	6.0	1	27
2017	9-38	4.2	-	8	-	-	-	-
2018	24-99	4.1	2	19	4-25	6.3	-	9
CAREER	89-350	3.9	4	28	12-93	7.8	2	27

Rushing Attempts 11; Kent State, 9/15/18
Rushing Yards 62; Kent State, 9/15/18
Rushing Touchdowns 1; Four Times: Last Kent State, 9/15/18
Longest Rush 28 yards; Indiana, 10/10/15
Receptions 3; Appalachian State, 9/1/18
Receiving Yards 29; San Diego State, 9/26/15
Receiving Touchdowns 1; Twice: Last at Rutgers, 11/19/16
Longest Reception 27 yards; at Rutgers, 11/19/16

NOTE: Has six career punt returns for 43 yards (7.2 ypr).



JOE ARCANGELO 41
 Tight End | 6-4 | 259
 Senior/Junior
 Clarks Summit, Pa./Abington Heights
 Major: Economics

» 2018
Award: Academic All-Big Ten selection.

Season: Made one appearance this season...One of 40 players to make their Penn State debut this season...One of 22 players to have earned their degree entering the 2019 Citrus Bowl...Graduated with a degree in Economics.

Maryland (11/24): Made his first career catch, a 5-yard reception in the fourth quarter.

» 2018 GAME-BY-GAME

Receiving (Receptions-Yards-TD)
 APPALACHIAN STATE DNP; at Pittsburgh DNP; KENT STATE DNP; at Illinois DNP; OHIO STATE DNP; MICHIGAN STATE DNP; at Indiana DNP; IOWA DNP; at Michigan DNP; WISCONSIN DNP; at Rutgers DNP; MARYLAND 1-5-0.

» ARCANGELO'S CAREER STATISTICS & GAME HIGHS

	Att.-Yds.	Avg.	TD	LG	Rec.-Yds.	Avg.	TD	LG
2015*	-	-	-	-	-	-	-	-
2016	-	-	-	-	-	-	-	-
2017	-	-	-	-	-	-	-	-
2018	-	-	-	-	1-5	5.0	-	5
CAREER	-	-	-	-	1-5	5.0	-	5

Receptions 1; Maryland, 11/24/18
Receiving Yards 5; Maryland, 11/24/18
Longest Reception 5 yards; Maryland, 11/24/18

*Played at Bucknell



DAMION BARBER 90
 Defensive Line | 6-3 | 283
 Sophomore/Freshman
 Harrisburg, Pa./Harrisburg
 Major: Division of Undergraduate Studies

» 2018
Season: Appeared in three games...One of 40 players to make their Penn State debut this season.

Kent State (9/15): Made his collegiate debut...Saw time on defense.
at Illinois (9/21): Saw playing time on defense. **Maryland (11/24):** Appeared on defense.



RYAN BATES 52
 Offensive Line | 6-4 | 301
 Senior/Junior
 Warrington, Pa./Archbishop Wood
 Major: Labor & Employment Relations

» 2018

Awards: Earned third-team All-Big Ten honors by the league's coaches and media...Selected to Pro Football Focus National and Big Ten Teams of the Week following the Pittsburgh (9/8) game...Among the candidates on the preseason watch list for the Outland Trophy, given to the top interior lineman.

Season: Made 12 starts this season, including nine at left tackle and three at right tackle...One of 22 players to have earned their degree entering the 2019 Citrus Bowl...Graduated with a degree in Labor & Employment Relations.

Appalachian State (9/1): Helped the Nittany Lion offense to 434 yards, including 204 on the ground...Cleared the way for five rushing touchdowns, including two by Trace McSorley and two by Miles Sanders... Helped McSorley to collect his 17th game with a passing and a rushing touchdown...Sanders had 91 yards, while Ricky Slade scored his first career touchdown on a 27-yard run. **at Pittsburgh (9/8):** Part of an offensive line that aided the Nittany Lions to 390 total yards...Led the way for 211 yards on the ground and three rushing touchdowns...Protected McSorley as he earned his 18th game with a passing and a rushing touchdown... Helped Miles Sanders collect his first career 100-yard game. **Kent State (9/15):** Led the way as the Nittany Lions totaled 643 yards, PSU's most in a game since 1995...Helped Trace McSorley find the end zone three times on the ground and connect on two passing touchdowns...Aided the Nittany Lions to six rushing touchdowns and three through the air. **at Illinois (9/21):** Paved the way as the Nittany Lions gained 591 yards, including 387 on the ground, PSU's third-highest total in a Big Ten game in program history...Helped Miles Sanders to become the sixth Nittany Lion to rush for 200 yards and three touchdowns in a game...Aided Sanders, Ricky Slade (94 yards) and Trace McSorley (92) to then-career highs on the ground... Helped McSorley record his ninth game with three or more touchdown passes. **Ohio State (9/29):** Helped the Nittany Lions to 492 total yards, including 206 on the ground and 286 in the air...Led the way as Trace McSorley set a program record with 461 yards of total offense...Paved the way for McSorley to rush for a career-high 175 yards and KJ Hamler to earn his first 100-yard receiving game. **Michigan State (10/13):** Helped the Penn State offense to 397 total yards, including 205 on the ground against the nation's No. 1 rush defense...Led the way for Miles Sanders' third 100-yard game of the season...Helped Sanders to runs of 48 and 78 yards...Aided Trace McSorley to post his 34th-straight game with a passing touchdown. **at Indiana (10/20):** Helped the Nittany Lions to post 417 total yards, including 243 through the air...Led the way as Trace McSorley recorded

his second career 100-yard rushing game with two rushing touchdowns... Paved the way for Miles Sanders' 126 all-purpose yards, including 72 yards and a touchdown on the ground...Helped McSorley to post his 26th career 200-yard passing game. **Iowa (10/27):** Led the way as Penn State gained 312 total yards, including 118 rushing...Helped Trace McSorley to post his 20th career game with a passing and a rushing touchdown, including a 51-yard touchdown run in the third quarter, only the second run of 20 or more yards allowed by Iowa this season. **at Michigan (11/3):** Helped Tommy Stevens to rush for an 8-yard touchdown...Blocked for Trace McSorley as he reached the 9,000 career passing yards mark. **Wisconsin (11/10):** Helped the Nittany Lions to compile 343 total yards, including 183 on the ground... Paved the way for Miles Sanders' fourth 100-yard game of the season with 159 yards and a touchdown...Protected Trace McSorley as he completed 19-of-25 passes for 160 yards and a score. **at Rutgers (11/17):** Led the way as the Nittany Lions tallied 322 total yards, including 183 through the air...Protected Trace McSorley, who completed 17 passes, including two touchdown throws to Pat Freiermuth...Helped McSorley to earn his program-record 30th win as starting quarterback. **Maryland (11/24):** Led the way as the Nittany Lions compiled 565 total yards, its third 500-yard performance this season...Helped PSU to rush for 310 yards and four touchdowns, including two each by Trace McSorley and Ricky Slade... Paved the way for Miles Sanders' 128 rushing yards.



NICK BOWERS 83
 Tight End | 6-4 | 260
 Senior/Junior
 Kittanning, Pa./Kittanning Senior
 Major: Labor & Employment Relations

» 2018
Award: Academic All-Big Ten selection.

Season: Made eight appearances this season.

at Illinois (9/21): Saw playing time on offense. **Ohio State (9/29):** Saw action on offense. **Michigan State (10/13):** Set career highs with three catches for 18 yards. **at Indiana (10/20):** Saw playing time on offense. **Iowa (10/27):** Earned playing time on offense. **at Michigan (11/3):** Saw action on offense and special teams. **Wisconsin (11/10):** Earned playing time on offense and special teams. **at Rutgers (11/17):** Saw playing time on offense and special teams. **Maryland (11/24):** Earned action on offense and special teams.

» 2018 GAME-BY-GAME

Receiving (Receptions-Yards-TD)
 APPALACHIAN STATE DNP; at Pittsburgh DNP; KENT STATE DNP; at Illinois 0-0-0; OHIO STATE 0-0-0; MICHIGAN STATE 3-18-0; at Indiana 0-0-0; IOWA 0-0-0; at Michigan 0-0-0; WISCONSIN 0-0-0; at Rutgers 0-0-0; MARYLAND 0-0-0.

» BOWERS' CAREER STATISTICS & GAME HIGHS

	Att.-Yds.	Avg.	TD	LG	Rec.-Yds.	Avg.	TD	LG
2016	-	-	-	-	Did not see any game action.	-	-	-
2017	-	-	-	-	1-15	15.0	1	15
2018	-	-	-	-	3-18	6.0	-	9
CAREER	-	-	-	-	4-33	8.3	1	15

Receptions 3; Michigan State, 10/13/18
Receiving Yards 18; Michigan State, 10/13/18
Receiving Touchdowns 1; Nebraska, 11/18/17
Longest Reception 15 yards; Nebraska, 11/18/17

Note: Has one career tackle (vs. Michigan, 2018)



ELLIS BROOKS 13

Linebacker | 6-1 | 237
Sophomore/Freshman
Mechanicsville, Va./Benedictine College Prep
Major: Division of Undergraduate Studies

» 2018

Awards: Selected to Pro Football Focus National and Big Ten Teams of the Week following the Pittsburgh (9/8) game...Named to Pro Football Focus Big Ten Team of the Week following the Illinois (9/21) game.

Season: Appeared in 12 games...One of 40 players to make their Penn State debut this season.

Appalachian State (9/1): Made his collegiate debut seeing time on defense and special teams...Assisted on a tackle. **at Pittsburgh (9/8):** Recorded two solo tackles. **Kent State (9/15):** Made two stops, including one solo. **at Illinois (9/21):** Set a career high with six tackles...Recorded his first career interception, returning it 28 yards...Assisted on a sack, his first career half-tackle for loss. **Michigan State (10/13):** Assisted on a tackle. **at Indiana (10/20):** Registered one tackle. **Iowa (10/27):** Made three solo stops, including a career-best full tackle for loss. **at Michigan (11/3):** Recorded three tackles, including two solo. **Wisconsin (11/10):** Assisted on one tackle. **at Rutgers (11/17):** Collected four tackles, including two solo. **Maryland (11/24):** Registered three solo tackles.

» 2018 GAME-BY-GAME

Tackles (Solo-Assisted-Total)

APPALACHIAN STATE 0-1-1; at Pittsburgh 2-0-2; KENT STATE 1-1-2; at Illinois 5-1-6; OHIO STATE 0-0-0; MICHIGAN STATE 0-1-1; at Indiana 0-1-1; IOWA 3-0-3; at Michigan 2-1-3; WISCONSIN 0-1-1; at Rutgers 2-2-4; MARYLAND 3-0-3.

» BROOKS' CAREER STATISTICS & GAME HIGHS

	UA-A	TK	FF	FR	I	PBU	SACK	TFL
2018	18-9	27	-	-	1	-	0.5-2	1.5-3
CAREER	18-9	27	-	-	1	-	0.5-2	1.5-3

Tackles6; at Illinois, 9/21/18
Tackles for Loss1.0; Iowa, 10/27/18
Sacks0.5; at Illinois, 9/21/18
Interceptions1; at Illinois, 9/21/18
Interception Return28 yards; at Illinois, 9/21/18



CAM BROWN 6

Linebacker | 6-5 | 226
Junior/Junior
Burtonsville, Md./The Bullis School
Major: Kinesiology

» 2018

Season: Made 12 appearances, including 11 starts.

Rankings: Ranks No. 3 in the Big Ten and No. 30 in the nation with 0.25 forced fumbles per game.

Appalachian State (9/1): Recorded four tackles, including two solo...Set a career high with his first full sack. **at Pittsburgh (9/8):** Made four stops, including a tackle for loss...Added a QB hurry. **Kent State (9/15):** Had a team-high seven tackles, including a career-high two tackles for loss. **at Illinois (9/21):** Made three stops...Forced a fumble for the first time in his career...Broke up a pass. **Ohio State (9/29):** Collected six tackles...Added a pass breakup and a QB hurry. **Michigan State (10/13):** Talled four tackles...Contributed a tackle for loss and a pass breakup. **at Indiana (10/20):** Collected eight tackles, including six solo...Added a pass breakup. **Iowa (10/27):** Posted six tackles, including five solo...Forced a fumble in the first quarter...Added a QB hurry. **at Michigan (11/3):** Collected six tackles, five solo, and broke up a pass. **Wisconsin (11/10):** Recorded five tackles, including four solo...Added a pass breakup and a QB hurry. **at Rutgers (11/17):** Made two stops, including one solo. **Maryland (11/24):** Talled five tackles, including four solo...Had 1.5 tackles for loss, including a sack...Forced a fumble in the third quarter.

» 2018 GAME-BY-GAME

Tackles (Solo-Assisted-Total)

APPALACHIAN STATE 2-2-4; at Pittsburgh 3-1-4; KENT STATE 3-4-7; at Illinois 2-1-3; OHIO STATE 3-3-6; MICHIGAN STATE 2-2-4; at Indiana 6-2-8; IOWA 5-1-6; at Michigan 5-1-6; WISCONSIN 4-1-5; at Rutgers 1-1-2; MARYLAND 4-1-5.

» C. BROWN'S CAREER STATISTICS & GAME HIGHS

	UA-A	TK	FF	FR	I	PBU	SACK	TFL
2016	14-19	33	-	-	-	-	0.5-1	1.5-2
2017	16-15	31	-	-	-	1	0.5-4	1.5-8
2018	40-20	60	3	-	-	6	2.0-8	6.5-22
CAREER	70-54	124	3	-	-	7	3.0-13	9.5-32

Tackles10; at Michigan, 9/24/16
Sacks1.0; Appalachian State, 9/1/18
Tackles for Loss2.0; Kent State, 9/15/18
Forced Fumbles1; Three Times: Last Maryland, 11/24/18
Pass Breakups1; Seven Times: Last Wisconsin, 11/10/18
Blocked Kicks1 (punt); Ohio State, 10/22/16



JOURNEY BROWN 32

Running Back | 5-11 | 205
Sophomore/Freshman
Meadville, Pa./Meadville
Major: Division of Undergraduate Studies

» 2018

Season: Appeared in seven games...One of 40 players to make their Penn State debut this season.

Kent State (9/15): Made his collegiate debut...Saw time on special teams. **at Illinois (9/21):** Gained 10 yards on two carries...Scored on a 6-yard rush. **at Indiana (10/20):** Had a 5-yard carry in the fourth quarter. **Iowa (10/27):** Saw playing time on offense. **at Michigan (11/3):** Had an 8-yard carry and caught a 9-yard pass. **Wisconsin (11/10):** Earned playing time on offense and special teams. **at Rutgers (11/17):** Saw playing time on offense and special teams. **Maryland (11/24):** Rushed for 17 yards on three carries, both career highs.

» 2018 GAME-BY-GAME

Rushing (Carries-Yards-TD)

APPALACHIAN STATE DNP; at Pittsburgh DNP; KENT STATE 0-0-0; at Illinois 2-10-1; OHIO STATE DNP; MICHIGAN STATE DNP; at Indiana 1-5-0; IOWA 0-0-0; at Michigan 1-8-0; WISCONSIN 0-0-0; at Rutgers 0-0-0; MARYLAND 3-17-0.

Receiving (Receptions-Yards-TD)


APPALACHIAN STATE DNP; at Pittsburgh DNP; KENT STATE 0-0-0; at Illinois 0-0-0; OHIO STATE DNP; MICHIGAN STATE DNP; at Indiana 0-0-0; IOWA 0-0-0; at Michigan 1-9-0; WISCONSIN 0-0-0; at Rutgers 0-0-0; MARYLAND 0-0-0.

» J. BROWN'S CAREER STATISTICS & GAME HIGHS

	Att.-Yds.	Avg.	TD	LG	Rec.-Yds.	Avg.	TD	LG
2018	7-40	5.7	1	8	1-9	9	-	9
CAREER	7-40	5.7	1	8	1-9	9	-	9

Rushing Attempts3; Maryland, 11/24/18
Rushing Yards17; Maryland, 11/24/18
Rushing Touchdowns1; at Illinois, 9/21/18
Longest Rush8 yards; Twice: Last Maryland, 11/24/18

Receptions1; at Michigan, 11/3/18
Receiving Yards9; at Michigan, 11/3/18
Longest Reception9 yards; at Michigan, 11/3/18
Note: Has one career tackle (at Illinois, 2018).



TARIQ CASTRO-FIELDS 5

Cornerback | 6-0 | 189
Sophomore/Sophomore
Upper Marlboro, Md./Riverdale Baptist School
Major: Division of Undergraduate Studies

» 2018

Awards: Selected to the Pro Football Focus Big Ten Team of the Week following the Kent State (9/15) game.

Season: Appeared in 12 games, making three starts...One of 19 Nittany Lions to make their first career start this year.

Appalachian State (9/1): Posted four stops and broke up two passes. **at Pittsburgh (9/8):** Earned his first career start...Recorded a career-high five tackles. **Kent State (9/15):** Made three stops...Tied a career best with a full tackle for loss...Added a pass breakup. **at Illinois (9/21):** Recorded one tackle...Broke up one pass. **Ohio State (9/29):** Recorded four tackles...Added a pass breakup. **Michigan State (10/13):** Posted two tackles and broke up a pass. **at Indiana (10/20):** Registered four tackles, including three solo...Made a solo tackle for loss. **Iowa (10/27):** Collected a solo tackle and a pass breakup. **Wisconsin (11/10):** Recorded a solo tackle. **at Rutgers (11/17):** Made one solo tackle. **Maryland (11/24):** Registered three tackles, including two solo...Had a career-high 1.5 tackles for loss.

» 2018 GAME-BY-GAME

Tackles (Solo-Assisted-Total)

APPALACHIAN STATE 2-2-4; at Pittsburgh 1-4-5; KENT STATE 3-0-3; at Illinois 1-0-1; OHIO STATE 2-2-4; MICHIGAN STATE 2-0-2; at Indiana 3-1-4; IOWA 1-0-1; at Michigan 0-0-0; WISCONSIN 1-0-1; at Rutgers 1-0-1; MARYLAND 2-1-3.

» CASTRO-FIELDS' CAREER STATISTICS & GAME HIGHS

	UA-A	TK	FF	FR	I	PBU	SACK	TFL
2017	9-1	10	1	-	1	3	-	2.0-8
2018	19-10	29	-	-	-	7	-	3.5-4
CAREER	28-11	39	1	-	1	10	-	5.5-12

Tackles5; at Pittsburgh, 9/8/18
Tackles for Loss1.5; Maryland, 11/24/18
Forced Fumbles1; at Maryland, 11/25/17
Interceptions1; Georgia State, 9/16/17
Pass Breakups3; at Michigan State, 11/4/17



RAFAEL CHECA 90

Kicker | 6-2 | 201
Freshman/Freshman
Chevy Chase, Md./St. John's College H.S.
Major: Division of Undergraduate Studies

» 2018

Season: Appeared in 12 games...One of 16 true freshmen to make their debut this year...One of 40 players to make their Penn State debut this season...One of 19 players to make their first career start this year.

Appalachian State (9/1): Made his college debut...Averaged 60.2 yards on six kickoffs, including two touchbacks. **at Pittsburgh(9/8):** Averaged 51.0 yards per kickoff on eight kicks, including two touchbacks. **Kent State (9/15):** Averaged 61.8 yards on 10 kickoffs, including six touchbacks. **at Illinois (9/21):** Averaged 60.6 yards on 10 kickoffs with five touchbacks. **Ohio State (9/29):** Averaged 65.0 yards on six kickoffs, recording touchbacks on all of them. **Michigan State (10/13):** Averaged 64.8 yards on four kickoffs, including three touchbacks. **at Indiana (10/20):** Averaged 57.9 yards on seven kickoffs, including four touchbacks. **Iowa (10/27):** Averaged 61.3 yards on nine kickoffs, including five touchbacks...Made his first career tackle on a kick return in the second quarter. **Wisconsin (11/10):** Averaged 55.7 yards on six kickoffs, including one touchback. **at Rutgers (11/17):** Averaged 56.8 yards on four kickoffs, including one touchback...Made a tackle on a kickoff. **Maryland (11/24):** Averaged 56.2 yards per kickoff on four kickoffs.

» CHECA'S CAREER KICKOFF STATISTICS & GAME HIGHS

	KO	Yds.	Avg.	TB	OB
2018	74	4,385	59.3	35	5
CAREER	74	4,385	59.3	35	5

Kickoffs10; Twice: Last at Illinois, 9/21/18
Kickoff Yards618; Kent State, 9/15/18
Kickoff Average65.0; Ohio State, 9/29/18
Touchbacks6; Twice: Last Ohio State, 9/29/18

NOTE: Has two career tackles (vs. Iowa and at Rutgers, 2018).



DAN CHISENA 88
Wide Receiver | 6-3 | 208
Senior/Junior
Downingtown, Pa./Downingtown East
Major: Security and Risk Analysis

» 2018

Award: Academic All-Big Ten selection.

Season: Appeared in two games...One of 40 players to make their Penn State debut this season.

Appalachian State (9/1): Named the coaching staff's Scout Team Special Teams Player of the Week. **Illinois (9/21):** Selected Scout Team Offensive and Special Teams Player of the Week by the coaching staff. **Ohio State (9/29):** Saw playing time on special teams. **at Rutgers (11/17):** Earned the coaching staff's Scout Team Special Teams Player of the Week award. **Maryland (11/24):** Saw action on special teams...Named the coaching staff's Scout Team Offensive Player of the Week.



MAX CHIZMAR 50
Linebacker | 6-2 | 222
Sophomore/Freshman
Mars, Pa./Mars
Major: Division of Undergraduate Studies

» 2018

Award: Won the Scout Team Defensive Player of the Year award, along with Justin Neff and Judge Culpepper, at the team's awards banquet... Academic All-Big Ten selection.

Season: Appeared in two games...One of 40 players to make their Penn State debut this season.

at Pittsburgh (9/8): Named the coaching staff's Scout Team Defensive Player of the Week. **Kent State (9/15):** Made his collegiate debut...Saw time on defense, assisting on one tackle. **at Indiana (10/20):** Named the coaching staff's Scout Team Special Teams Player of the Week. **Iowa (10/27):** Named the coaching staff's Scout Team Defensive Player of the Week. **at Michigan (11/3):** Earned the coaching staff's Scout Team Defensive Player of the Week award. **at Rutgers (11/17):** Named the coaching staff's Scout Team Defensive Player of the Week. **Maryland (11/24):** Saw playing time on defense.

» 2018 GAME-BY-GAME

Tackles (Solo-Assisted-Total)
APPALACHIAN STATE DNP; at Pittsburgh DNP; KENT STATE 0-1-1; at Illinois DNP; OHIO STATE DNP; MICHIGAN STATE DNP; at Indiana DNP; IOWA 0-0-0; at Michigan DNP; WISCONSIN DNP; at Rutgers DNP; MARYLAND 0-0-0.

» CHIZMAR'S CAREER STATISTICS & GAME HIGHS

	UA-A	TK	FF	FR	I	PBU	SACK	TFL
2018	0-1	1	-	-	-	-	-	-
CAREER	0-1	1	-	-	-	-	-	-

Tackles 1; Kent State, 9/15/18



SEAN CLIFFORD 14
Quarterback | 6-2 | 219
Sophomore/Freshman
Cincinnati, Ohio/Saint Xavier
Major: Division of Undergraduate Studies

» 2018

Award: Academic All-Big Ten selection.

Season: Appeared in three games...One of 40 players to make their Penn State debut this season.

at Pittsburgh (9/8): Connected with Brandon Polk for a 34-yard touchdown...On his first career pass attempt, became the first PSU quarterback to throw for a touchdown on his first career completion since Matt McGloin against Minnesota in 2010. **Kent State (9/15):** Completed all three passes for 117 yards...Connected with Daniel George on a career-long and school-record 95-yard touchdown in the fourth quarter...Pass broke previous record of 92 yards from Bill Hess to Bob Higgins in 1919. **at Illinois (9/21):** Hooked up with Mac Hippenhammer for a 44-yard completion on his only pass attempt.

» 2018 GAME-BY-GAME

Passing (Comp-Att-Yds-TD-INT)
APPALACHIAN STATE DNP; at Pittsburgh 1-1-34-1-0; KENT STATE 3-3-117-1-0; at Illinois 1-1-44-0-0; OHIO STATE DNP; MICHIGAN STATE DNP; at Indiana DNP; IOWA DNP; at Michigan DNP; WISCONSIN DNP; at Rutgers DNP; MARYLAND DNP.

» CLIFFORD'S CAREER PASSING STATISTICS & GAME HIGHS

	C-A	Yds.	%	TD-INT	YPG	LG
2018	5-5	195	100.0	2-0	65.0	95
CAREER	5-5	195	100.0	2-0	65.0	95

Pass Completions 3; Kent State, 9/15/18

Pass Attempts 3; Kent State, 9/15/18

Passing Yards 117; Kent State, 9/15/18

Passing Touchdowns 1; Twice: Last Kent State, 9/15/18

Long Pass 95 yards; Kent State, 9/15/18


» CLIFFORD'S CAREER RUSHING STATISTICS & GAME HIGHS

	Att.-Yds.	Avg.	TD	LG	Rec.-Yds.	Avg.	TD	LG
2018	4-1	0.3	-	6	-	-	-	-
CAREER	4-1	0.3	-	6	-	-	-	-

Rushing Attempts 2; Twice: Last at Illinois, 9/21/18

Rushing Yards 10; Kent State, 9/15/18

Longest Rush 6 yards; Kent State, 9/15/18



JAKE COOPER 33
Linebacker | 6-1 | 231
Senior/Senior
Doylestown, Pa./Archbishop Wood
Major: Telecommunications

» 2018

Award: Academic All-Big Ten selection...Earned the Quarterback Club Award, for deserving special recognition, at the team's awards banquet.

Season: Appeared in five games...One of 22 players to have earned their degree entering the 2019 Citrus Bowl...Graduated with a degree in telecommunications.

at Pittsburgh (9/8): Saw time on defense...Made one stop. **Kent State (9/15):** Saw time on defense and special teams...Recorded one tackle. **at Illinois (9/21):** Saw game action on defense. **Wisconsin (11/10):** Saw playing time on special teams. **Maryland (11/24):** Earned action on defense and special teams.

» 2018 GAME-BY-GAME

Tackles (Solo-Assisted-Total)
APPALACHIAN STATE DNP; at Pittsburgh 1-0-1; KENT STATE 1-0-1; at Illinois 0-0-0; OHIO STATE DNP; MICHIGAN STATE DNP; at Indiana DNP; IOWA DNP; at Michigan DNP; WISCONSIN 0-0-0; at Rutgers DNP; MARYLAND 0-0-0.

» COOPER'S CAREER STATISTICS & GAME HIGHS


	UA-A	TK	FF	FR	I	PBU	SACK	TFL
2015	9-5	14	-	-	-	1	1.0-11	2.5-15
2016	4-11	15	-	-	-	-	-	-
2017	5-6	11	-	-	-	-	-	-
2018	2-0	2	-	-	-	-	-	-
CAREER	20-22	42	-	-	-	1	1.0-11	2.5-15

Tackles 6; Twice: Last at Michigan, 9/24/16

Sacks 1.0; Buffalo, 9/12/15

Tackles for Loss 1.0; Twice: Last Maryland, 10/24/15

Pass Breakups 1; Rutgers, 9/19/15



DANNY DALTON 80
Tight End/H-Back | 6-4 | 251
Junior/Sophomore
Marshfield, Mass./Marshfield
Major: Criminology

» 2018

Season: Appeared in three games...One of 40 players to make their Penn State debut this season.

Appalachian State (9/1): Made his first career appearance...Recorded his first career catch, a 2-yard reception in the first quarter. **at Pittsburgh (9/8):** Set career highs with two catches for 17 yards. **at Rutgers (11/17):** Earned playing time on special teams.

» 2018 GAME-BY-GAME

Receiving (Receptions-Yards-TD)
APPALACHIAN STATE 1-2-0; at Pittsburgh 2-17-0; KENT STATE DNP; at Illinois DNP; OHIO STATE DNP; MICHIGAN STATE DNP; at Indiana DNP; IOWA DNP; at Michigan DNP; WISCONSIN DNP; at Rutgers 0-0-0; MARYLAND DNP.

» DALTON'S CAREER STATISTICS & GAME HIGHS

	Att.-Yds.	Avg.	TD	LG	Rec.-Yds.	Avg.	TD	LG
2017	-	-	-	DNP	-	-	-	-
2018	-	-	-	-	3-19	6.3	-	9
CAREER	-	-	-	-	3-19	6.3	-	9

Receptions 2; at Pittsburgh, 9/8/18

Receiving Yards 17; at Pittsburgh, 9/8/18

Long Reception 9 yards; at Pittsburgh, 9/8/18



DAE'LUN DARIEN 41
Linebacker | 6-4 | 224
Junior/Sophomore
Baltimore, Md./Dunbar
Major: Media Studies

» 2018

Season: Made eight appearances this season.

at Pittsburgh (9/8): Saw time on defense and special teams...Recorded two tackles and a QB hurry. **Kent State (9/15):** Saw time on defense and special teams...Made a solo tackle and broke up a pass. **at Illinois (9/21):** Earned playing time on defense and special teams...Recorded one tackle. **Iowa (10/27):** Saw playing time on special teams. **at Michigan (11/3):** Earned playing time on special teams. **Wisconsin (11/10):** Saw action on special teams. **at Rutgers (11/17):** Earned action on special teams. **Maryland (11/24):** Appeared on special teams.

» 2018 GAME-BY-GAME

Tackles (Solo-Assisted-Total)
APPALACHIAN STATE DNP; at Pittsburgh 2-0-2; KENT STATE 1-0-1; at Illinois 1-0-1; OHIO STATE DNP; MICHIGAN STATE DNP; at Indiana DNP; IOWA 0-0-0; at Michigan 0-0-0; WISCONSIN 0-0-0; at Rutgers 0-0-0; MARYLAND 0-0-0.

» DARIEN'S CAREER STATISTICS & GAME HIGHS

	UA-A	TK	FF	FR	I	PBU	SACK	TFL
2017	-	-	-	-	-	-	-	-
2018	4-0	4	-	-	-	1	-	-
CAREER	4-0	4	-	-	-	1	-	-

Tackles 2; at Pittsburgh, 9/8/18

Pass Breakups 1; Kent State, 9/15/18



FRANK DI LEO 39
Linebacker | 5-9 | 225
Senior/Junior
Elmhurst, Ill./Saint Ignatius College Prep
Major: Business Administration

» 2018

Award: Academic All-Big Ten selection...Selected for the Letterman's Club Scholarship, which goes to an outstanding graduating senior to provide recognition and financial assistance in enrollment at the graduate school of his choice.

Season: Appeared in three games.

Appalachian State (9/1): Named the coaching staff's Scout Team Defensive Player of the Week. **Kent State (9/15):** Saw time on defense and special teams. **at Illinois (9/21):** Saw game action on defense and special teams. **Maryland (11/24):** Earned playing time on defense and special teams...Named the coaching staff's Scout Team Special Teams Player of the Week.



DONNELL DIX 95
Defensive End | 5-10 | 226
Senior/Senior
Salisbury, Md./Wicomico
Major: Art

» 2018

Award: Academic All-Big Ten selection.

Season: Appeared in one game...One of 40 players to make their Penn State debut this season.

Maryland (11/24): Made his first career appearance...Saw time on defense.



JAHAN DOTSON 5
Wide Receiver | 5-11 | 169
Freshman/Freshman
Nazareth, Pa./Nazareth Area
Major: Division of Undergraduate Studies

» 2018

Season: Appeared in seven games, including three starts...One of 16 true freshmen to make their debut this season...One of 40 players to make their Penn State debut this season...One of 19 Nittany Lions to make their first career start this year...First five catches of the season all resulted in first downs...Eight of 12 catches have been for first downs.

Kent State (9/15): Made his collegiate debut...Saw time on offense and special teams. **at Indiana (10/20):** Made his first career catch, a 10-yard reception in the fourth quarter. **Iowa (10/27):** Caught two passes for 21 yards, including a 15-yard reception in the first quarter to help PSU convert on fourth down. **at Michigan (11/3):** Had two catches for 29 yards, including a 19-yard grab. **Wisconsin (11/10):** Earned his first career start, becoming the first true freshman receiver to start since Saeed Blacknall in 2014...Made two grabs for 39 yards, including a 30-yard catch in the second quarter. **at Rutgers (11/17):** Set career highs with four catches for 58 yards...Made a career-long 35-yard grab in the second quarter.

Maryland (11/24): Made a 22-yard catch in the third quarter.

» 2018 GAME-BY-GAME

Receiving (Receptions-Yards-TD)

APPALACHIAN STATE DNP; at Pittsburgh DNP; KENT STATE 0-0-0; at Illinois DNP; OHIO STATE DNP; MICHIGAN STATE DNP; at Indiana 1-10-0; IOWA 2-21-0; at Michigan 2-29-0; WISCONSIN 2-39-0; at Rutgers 4-58-0; MARYLAND 1-22-0.

» DOTSON'S CAREER STATISTICS & GAME HIGHS

	Att.-Yds.	Avg.	TD	LG	Rec.-Yds.	Avg.	TD	LG
2018	-	-	-	-	12-179	14.9	-	35
CAREER	-	-	-	-	12-179	14.9	-	35

Receptions: 4; at Rutgers, 11/17/18
Receiving Yards: 58; at Rutgers, 11/17/18
Long Reception: 35 yards; at Rutgers, 11/17/18

NOTE: Has one career punt return (-2 yards vs. Kent State, 2018)



BRELIN FAISON-WALDEN 25
Linebacker | 6-1 | 207
Sophomore/Freshman
Greensboro, N.C./Grimsley
Major: Kinesiology

» 2018

Season: Appeared in one game...One of 40 players to make their Penn State debut this season.

Kent State (9/15): Made his collegiate debut...Saw time on defense.

Wisconsin (11/10): Named the coaching staff's Scout Team Defensive Player of the Week.



KOA FARMER 7
Linebacker | 6-1 | 236
Graduate/Senior
Lake View Terrace, Calif./Notre Dame
Major: Journalism (3rd degree)

» 2018

Awards: Won the Ridge Riley Memorial Award, for sportsmanship, scholarship, leadership and friendship at the team's awards banquet... Among the candidates on the preseason watch list for the Butkus Award, given to the nation's top linebacker.

Season: Made 12 starts...One of 10 Penn Staters to enter 2018 having already earned a degree...Completed degrees in criminology and sociology in December 2017.

Appalachian State (9/1): Recorded six tackles, four solo...Added a tackle for loss. **at Pittsburgh (9/8):** Assisted on a tackle. **Kent State (9/15):** Saw time on defense and special teams. **at Illinois (9/21):** Made three stops, including one solo tackle. **Ohio State (9/29):** Matched a career high with eight tackles...Assisted on a tackle for loss. **Michigan State (10/13):** Tallied six stops, including four solo...Added a pass breakup. **at Indiana (10/20):** Posted seven tackles, including four solo. **Iowa (10/27):** Collected five tackles, including two solo...Forced a fumble for the second time in his career. **at Michigan (11/3):** Registered four tackles, all solo stops. **Wisconsin (11/10):** Made one solo tackle. **at Rutgers (11/17):** Tied a career high with eight tackles...Made one tackle for loss and broke up a pass. **Maryland (11/24):** Recorded two solo tackles.

» 2018 GAME-BY-GAME

Tackles (Solo-Assisted-Total)

APPALACHIAN STATE 4-2-6; at Pittsburgh 0-1-1; KENT STATE 0-0-0; at Illinois 1-2-3; OHIO STATE 2-6-8; MICHIGAN STATE 4-2-6; at Indiana 4-3-7; IOWA 2-3-5; at Michigan 4-0-4; WISCONSIN 1-0-1; at Rutgers 2-6-8; MARYLAND 2-0-2.

» FARMER'S CAREER STATISTICS & GAME HIGHS

	UA-A	TK	FF	FR	I	PBU	SACK	TFL
2015	-	-	-	-	-	-	-	-
2016	14-15	29	1	-	-	1	3.0-13	4.5-16
2017	19-29	48	-	1	-	1	1.0-4	5.5-15
2018	26-25	51	1	-	-	2	-	2.5-3
CAREER	59-69	128	2	1	-	4	4.0-17	12.5-34

Tackles: 8; Four Times: Last at Rutgers, 11/17/18
Sacks: 1.0; Four Times: Last Pittsburgh, 9/9/17
Tackles for Loss: 2.0; at Ohio State, 10/28/17
Forced Fumbles: 1; Twice: Last Iowa, 10/27/18
Fumble Recoveries: 1; at Ohio State, 10/28/17
Pass Breakups: 1; Four Times: Last at Rutgers, 11/17/18

NOTE: Has 24 career kickoff returns for 497 yards (20.7 ypr).



PAT FREIERMUTH 87
Tight End/H-Back | 6-5 | 260
Freshman/Freshman
Merrimac, Mass./Brooks School
Major: Division of Undergraduate Studies

» 2018

Awards: Selected Freshman All-America by The Athletic, 247Sports and ESPN...Named honorable mention All-Big Ten selection by the coaches and media.

Season: Appeared in 12 games, making eight starts...One of 16 true freshmen to make their debut this season...One of 40 players to make their Penn State debut this year...One of 19 Nittany Lions to make their first career start this year...Has made a catch in 11-straight games, dating back to the Pitt (9/8) game...Has the most touchdown receptions (7) by a PSU freshman since Deon Butler (9) in 2005.

Rankings: Ranks second among all FBS tight ends with seven touchdown receptions, which is sixth in the Big Ten.

Appalachian State (9/1): Made his first career appearance, seeing time on offense. **at Pittsburgh (9/8):** Hauled in his first career reception, a 5-yard catch in the fourth quarter. **Kent State (9/15):** Made two grabs for 35 yards, including a 23-yard reception. **at Illinois (9/21):** Caught his first career touchdown, a 5-yard reception in the second quarter. **Ohio State (9/29):** Caught three passes for 44 yards...Hauled in a 2-yard touchdown reception...Made a career-long 27-yard catch. **Michigan State (10/13):** Hauled in three catches for 32 yards...Made a 25-yard grab in the third quarter. **at Indiana (10/20):** Caught two passes for 32 yards, including a 23-yard touchdown grab in the second quarter. **Iowa (10/27):** Caught an 18-yard touchdown in the first quarter. **at Michigan (11/3):** Hauled in three catches for a career-high 51 yards, including a 25-yard reception on PSU's opening drive. **Wisconsin (11/10):** Made three catches for 34 yards, including a 16-yard reception. **at Rutgers (11/17):** Hauled in three catches for 47 yards, including touchdown receptions of 6 and 18 yards... Added a 23-yard catch...Named the coaching staff's Offensive Player of the Week. **Maryland (11/24):** Caught two passes for 27 yards...Made a 5-yard touchdown grab in the fourth quarter...Added a 22-yard catch.

» 2018 GAME-BY-GAME


Receiving (Receptions-Yards-TD)

APPALACHIAN STATE 0-0-0; at Pittsburgh 1-5-0; KENT STATE 2-35-0; at Illinois 1-5-1; OHIO STATE 3-44-1; MICHIGAN STATE 3-32-0; at Indiana 2-32-1; IOWA 1-18-1; at Michigan 3-51-0; WISCONSIN 3-34-0; at Rutgers 3-47-2; MARYLAND 2-27-1.

» FREIERMUTH'S CAREER STATISTICS & GAME HIGHS

	Att.-Yds.	Avg.	TD	LG	Rec.-Yds.	Avg.	TD	LG
2018	-	-	-	-	24-330	13.8	7	27
CAREER	-	-	-	-	24-330	13.8	7	27

Receptions: 3; Five Times: Last at Rutgers, 11/17/18
Receiving Yards: 51; Michigan, 11/3/18
Receiving Touchdowns: 2; at Rutgers, 11/17/18
Long Reception: 27 yards; Ohio State, 9/29/18



WILL FRIES 71
 Offensive Line | 6-6 | 312
 Junior/Sophomore
 Cranford, N.J./Cranford
 Major: Economics

» 2018

Season: Appeared in 12 games, making nine starts, including seven starts at right tackle and three at left tackle.

Appalachian State (9/1): Saw time on offense and special teams... Helped the Nittany Lion offense to 434 yards, including 204 on the ground...Cleared the way for five rushing touchdowns, including two by Trace McSorley and two by Miles Sanders...Helped McSorley to collect his 17th game with a passing and a rushing touchdown...Sanders had 91 yards, while Ricky Slade scored his first career touchdown on a 27-yard run.

at Pittsburgh (9/8): Part of an offensive line that aided the Nittany Lions to 390 total yards...Led the way for 211 yards on the ground and three rushing touchdowns...Protected McSorley as he earned his 18th game with a passing and a rushing touchdown...Helped Miles Sanders collect his first career 100-yard game.

Kent State (9/15): Led the way as the Nittany Lions totaled 643 yards, PSU's most in a game since 1995...Helped Trace McSorley to find the end zone three times on the ground and connect on two passing touchdowns...Aided the Nittany Lions to six rushing touchdowns and three through the air.

at Illinois (9/21): Paved the way as the Nittany Lions gained 591 yards, including 387 on the ground, PSU's third-highest total in a Big Ten game in program history...Helped Miles Sanders to become the sixth Nittany Lion to rush for 200 yards and three touchdowns in a game...Aided Sanders, Ricky Slade (94 yards) and Trace McSorley (92) to then-career highs on the ground...Helped McSorley record his ninth game with three or more touchdown passes.

Ohio State (9/29): Helped the Nittany Lions to 492 total yards, including 206 on the ground and 286 in the air...Led the way as Trace McSorley set a program record with 461 yards of total offense...Paved the way for McSorley to rush for a career-high 175 yards and KJ Hamler to earn his first 100-yard receiving game.

Michigan State (10/13): Helped the Penn State offense to 397 total yards, including 205 on the ground against the nation's No. 1 rush defense...Led the way for Miles Sanders' third 100-yard game of the season...Helped Sanders to runs of 48 and 78 yards...Aided Trace McSorley to post his 34th-straight game with a passing touchdown.

at Indiana (10/20): Helped the Nittany Lions to post 417 total yards, including 243 through the air...Led the way as Trace McSorley recorded his second career 100-yard rushing game with two rushing touchdowns...Paved the way for Miles Sanders' 126 all-purpose yards, including 72 yards and a touchdown on the ground...Helped McSorley to post his 26th career 200-yard passing game.

Iowa (10/27): Led the way as Penn State gained 312 total yards, including 118 rushing...Helped Trace McSorley to post his 20th career game with a passing and a rushing touchdown, including a 51-yard touchdown run in the third quarter, only the second run of 20 or more yards allowed by Iowa this season.

at Michigan (11/3): Helped Tommy Stevens to rush for an 8-yard touchdown...Blocked for Trace McSorley as he reached the 9,000 career passing yards mark.

Wisconsin (11/10): Helped the Nittany Lions to compile 343 total yards, including 183 on the ground...Paved the way for Miles Sanders' fourth 100-yard game of the season with 159 yards and a touchdown...Protected Trace McSorley as he completed 19-of-25 passes for 160 yards and a score.

at Rutgers (11/17): Led the way as the Nittany Lions tallied 322 total yards, including 183 through the air...Protected Trace McSorley, who completed 17 passes, including two touchdown throws to Pat Freiermuth...Helped McSorley to earn his program-record 30th win as starting quarterback.

Maryland (11/24): Led the way as the Nittany Lions compiled 565 total yards, its third 500-yard performance this season...Helped PSU to rush for 310 yards and four touchdowns, including two each by Trace McSorley and Ricky Slade...Paved the way for Miles Sanders' 128 rushing yards.



ALEX GELLERSTEDT 51
 Offensive Line | 6-6 | 311
 Junior/Sophomore
 Dublin, Ohio/Dublin Coffman
 Major: Economics

» 2018

Season: Appeared in one game this season.

Kent State (9/15): Named the coaching staff's Scout Team Offensive Player of the Week. **at Illinois (9/21):** Earned the coaching staff's Scout Team Offensive Player of the Week honor. **at Michigan (11/3):** Saw playing time on offense.



DANIEL GEORGE 86
 Wide Receiver | 6-2 | 220
 Freshman/Freshman
 Fort Washington, Md./Oxon Hill
 Major: Division of Undergraduate Studies

» 2018

Season: Appeared in three games...One of 16 true freshmen to make their debut this season...One of 40 players to make their Penn State debut this year...One of seven FBS players with a 90-yard catch this year.

Kent State (9/15): Made his collegiate debut...Had a school-record 95-yard touchdown reception in the fourth quarter. **Michigan State (10/13):** Named the coaching staff's Scout Team Special Teams Player of the Week. **at Indiana (10/20):** Saw playing time on offense. **Iowa (10/27):** Named the coaching staff's Scout Team Special Teams Player of the Week. **Maryland (11/24):** Made a 17-yard grab in the second quarter.

» 2018 GAME-BY-GAME

Receiving (Receptions-Yards-TD)

APPALACHIAN STATE DNP; at Pittsburgh DNP; KENT STATE 1-95-1; at Illinois DNP; OHIO STATE DNP; MICHIGAN STATE DNP; at Indiana 0-0-0; IOWA DNP; at Michigan DNP; WISCONSIN DNP; at Rutgers DNP; MARYLAND 1-17-0.

» GEORGE'S CAREER STATISTICS & GAME HIGHS

	Att.-Yds.	Avg.	TD	LG	Rec.-Yds.	Avg.	TD	LG
2018	-	-	-	-	2-112	56.0	1	95
CAREER	-	-	-	-	2-112	56.0	1	95

Receptions 1; Twice: Last Maryland, 11/24/18
Receiving Yards 95; Kent State, 9/15/18
Receiving Touchdowns 1; Kent State, 9/15/18
Long Reception 95 yards; Kent State, 9/15/18



BLAKE GILLIKIN 93
 Punter/Kicker | 6-2 | 193
 Junior/Junior
 Smyrna, Ga./The Westminster Schools
 Major: Kinesiology

» CAREER NOTES & RECORDS

Career: Sits tied for No. 2 on Penn State's career punting average charts (43.1 ypp)...Has 36 career punts downed inside the opponent's 10-yard line (seven in 2016, 18 in 2017, 11 in 2018)...Is the only player in program history with five punts of 65 or more yards...Is the fourth player in PSU history with two 70-plus yard punts in his career.

Season: 2018: Ranks No. 2 in program history with a 43.3 punting average. **2017:** Ranks No. 5 in program history with a 43.2 punting average. **2016:** Broke the Penn State freshman season punting average record with 42.8 yards per punt, surpassing the record set by Jeremy Kapinos in 2003 (41.9)...Ranks No. 9 on Penn State's single-season punting average chart with a 42.8 average.

Game: Set the Penn State freshman record for punting average in a game with five kicks for an average of 50.8 yards in the Rose Bowl against USC (1/2/17)...Hit a career-long punt of 74 yards against Michigan (11/3), which is tied with Anthony Fera (2010 vs. Iowa) for the fourth-longest punt in program history...Hit a 70-yard punt at Rutgers (11/17), the ninth-longest in program history...His 48.7 punt average at Rutgers is tied with Jeremy Kapinos (vs. Boston College, 2003) for the 11th-best in program history.

» 2018

Awards: Named to the Google Cloud/CoSIDA Academic All-America Division I first team...Is the 34th player (44th selection), and first punter, in program history to be a first-team Academic All-American... Selected Google Cloud/CoSIDA Academic All-District...Academic All-Big Ten selection...Earned the Captain's Award and the Highest Academic Achievement, for having the team's highest GPA, at the team's awards banquet...Among the candidates on the preseason watch list for the Ray Guy Award, given to the nation's top punter.

Season: Appeared in 12 games.

Rankings: Owns the No. 2 punt average (43.3) in the Big Ten and the 26th-best in the country.

Appalachian State (9/1): Hit five punts for 215 yards, averaging 43.0 yards per kick...Placed one inside the 20 and hit a long punt of 55 yards... Three punts were fair-caught and one was downed. **at Pittsburgh (9/8):** Averaged 42.6 yards per punt on five kicks, totaling 213 yards...Placed four inside the 20, including three inside the 10...Hit two punts of more than 50 yards...Forced one fair catch and three dropped punts...Named the coaching staff's Special Teams Player of the Week.

Kent State (9/15): Averaged 48.5 yards per punt on two kicks, including a season-long 58-yard punt. **at Illinois (9/21):** Hit a 42-yard punt, which was downed at the 13-yard line. **Ohio State (9/29):** Had eight punts for 312 yards...Averaged 39.0 yards per punt, with a long of 53 yards...Landed three punts inside the 20.

Michigan State (10/13): Matched a career high with eight punts for 364 yards...Averaged 45.5 yards per punt with a long of 52 yards...Landed one punt inside the 20. **at Indiana (10/20):** Averaged 40.2 yards on six punts, including a long of 53...Landed two punts inside the Indiana 10.

Iowa (10/27): Averaged 41.8 yards on five punts, including a long of 54 yards. **at Michigan (11/3):** Set a career high with 370 punt yards while matching a career high with eight punts...Averaged 46.2 yards per punt with a career long punt of 74 yards, which is tied with Anthony Fera (2010 vs. Iowa) for the fourth-longest punt in program history...Landed one punt at the Michigan 5...Made a tackle on a punt return in the second quarter.

Wisconsin (11/10): Averaged 38.0 yards on three punts with a long of 44 yards...Landed one punt at the Wisconsin 6. **at Rutgers (11/17):** Had six punts for 292 yards, averaging 48.7 yards per punt, which is tied 11th in PSU history with Jeremy Kapinos (vs. Boston College, 2013)...Hit punts of 67 and 70 yards...The 70-yard punt is tied for the ninth-longest in program history and the 67-yard punt is tied for 19th...Dropped one punt inside the 10 and three inside the 20... Named the coaching staff's Special Teams Player of the Week.

Maryland (11/24): Averaged 39.7 yards on three punts, with a long of 49...Landed one punt inside the 20.

» GILLIKIN'S CAREER PUNTING STATISTICS & GAME HIGHS

	Punts	Yards	Avg.	I-20	FC	50+	LG	BLK
2016	61	2,611	42.8	22	18	13	69	--
2017	52	2,244	43.2	26	16	14	57	1
2018	59	2,557	43.3	18	12	12	74	0
CAREER	172	7,412	43.1	66	46	39	74	1

Punt Attempts 8; Three Times: Last at Michigan, 11/3/18
Punt Yards 370; at Michigan, 11/3/18
Punt Average 50.8; vs. USC, 1/2/17
Longest Punt 74; at Michigan, 11/3/18
Punts Inside the 20 4; Three Times: Last at Pittsburgh, 9/8/18
Punts Inside the 10 3; Five Times: Last at Pittsburgh, 9/8/18
60+ yard punts 6; Last at Rutgers (67/70), 11/17/18
70+ yard punts 2; Last at Rutgers (70), 11/17/18

NOTE: Has one career rush for -10 yards (at Indiana, 2018)... Has two career tackles (vs. USC, 2016 and at Michigan, 2018).



KEVIN GIVENS 30
 Defensive Tackle | 6-1 | 283
 Senior/Junior
 Altoona, Pa./Altoona Area
 Major: Criminology

» 2018

Season: Made 11 starts.

at Pittsburgh (9/8): Tied for a team high with seven tackles, a career best...Set a career high with two tackles for loss...Added a QB hurry. **Kent State (9/15):** Recorded a solo tackle. **at Illinois (9/21):** Assisted on three tackles...Recorded a half-tackle for loss. **Ohio State (9/29):** Made four stops, two solo...Had 1.5 tackles for loss. **Michigan State (10/13):** Posted two tackles...Recorded a sack and a QB hurry. **at Indiana (10/20):** Broke up a pass in the first quarter. **Iowa (10/27):** Registered two QB hurries. **at Michigan (11/3):** Recorded two solo tackles. **Wisconsin (11/10):** Assisted on a tackle. **at Rutgers (11/17):** Collected five tackles, including one solo...Had 1.5 tackles for loss...Named the coaching staff's Defensive Player of the Week. **Maryland (11/24):** Registered four solo tackles...Collected a career-high two sacks...Earned the coaching staff's Defensive Player of the Week award.

» 2018 GAME-BY-GAME


Tackles (Solo-Assisted-Total)

APPALACHIAN STATE DNP; at Pittsburgh 5-2-7; KENT STATE 1-0-1; at Illinois 0-3-3; OHIO STATE 2-2-4; MICHIGAN STATE 2-0-2; at Indiana 0-0-0; IOWA 0-0-0; at Michigan 2-0-2; WISCONSIN 0-1-1; at Rutgers 1-4-5; MARYLAND 4-0-4.

» GIVENS' CAREER STATISTICS & GAME HIGHS

	UA-A	TK	FF	FR	I	PBU	SACK	TFL
2016	12-14	26	-	2	-	1	4.5-28	7.0-33
2017	9-14	23	1	1	-	2	3.5-20	4.0-21
2018	17-12	29	-	-	-	1	3.0-5	8.5-19
CAREER	38-40	78	1	3	-	4	11.0-53	19.5-73

Tackles 7; at Pittsburgh, 9/8/18
Sacks 2.0; Maryland, 11/24/18
Tackles for Loss 2.0; Twice: Last Maryland, 11/24/18
Forced Fumbles 1; at Maryland, 11/25/17
Fumble Recoveries 1; Four Times: Last at Indiana, 10/20/18
Pass Breakup 2; at Northwestern, 10/7/17



STEVEN GONZALEZ 74
 Offensive Line | 6-4 | 336
 Senior/Junior
 Union City, N.J./Union City
 Major: History

» 2018

Awards: Named honorable-mention All-Big Ten selection by the coaches and media.

Season: Made 12 starts at left guard...One of 22 players to have earned their degree entering the 2019 Citrus Bowl...Graduated with a degree in history.

Appalachian State (9/1): Helped the Nittany Lion offense to 434 yards, including 204 on the ground...Cleared the way for five rushing touchdowns, including two by Trace McSorley and two by Miles Sanders... Helped McSorley collect his 17th game with a passing and a rushing touchdown...Sanders had 91 yards, while Ricky Slade scored his first career touchdown on a 27-yard run. **at Pittsburgh (9/8):** Part of an offensive line that aided the Nittany Lions to 390 total yards...Led the way for 211 yards on the ground and three rushing touchdowns...Protected McSorley as he earned his 18th game with a passing and a rushing touchdown... Helped Miles Sanders collect his first career 100-yard game. **Kent State (9/15):** Led the way as the Nittany Lions totaled 643 yards, PSU's most in a game since 1995...Helped Trace McSorley to find the end zone three times on the ground and connect on two passing touchdowns...Aided the Nittany Lions to six rushing touchdowns and three through the air. **at Illinois (9/21):** Paved the way as the Nittany Lions gained 591 yards, including 387 on the ground, PSU's third-highest total in a Big Ten game in program history...Helped Miles Sanders to become the sixth Nittany Lion to rush for 200 yards and three touchdowns in a game...Aided Sanders, Ricky Slade (94 yards) and Trace McSorley (92) to then-career highs

on the ground...Helped McSorley record his ninth game with three or more touchdown passes. **Ohio State (9/29):** Helped the Nittany Lions to 492 total yards, including 206 on the ground and 286 in the air...Led the way as Trace McSorley set a program record with 461 yards of total offense...Paved the way for McSorley to rush for a career-high 175 yards and KJ Hamler to earn his first 100-yard receiving game. **Michigan State (10/13):** Helped the Penn State offense to 397 total yards, including 205 on the ground against the nation's No. 1 rush defense...Led the way for Miles Sanders' third 100-yard game of the season...Helped Sanders to runs of 48 and 78 yards...Aided Trace McSorley to post his 34th-straight game with a passing touchdown. **at Indiana (10/20):** Helped the Nittany Lions to post 417 total yards, including 243 through the air...Led the way as Trace McSorley recorded his second career 100-yard rushing game with two rushing touchdowns...Paved the way for Miles Sanders' 126 all-purpose yards, including 72 yards and a touchdown on the ground... Helped McSorley to post his 26th career 200-yard passing game. **Iowa (10/27):** Led the way as Penn State gained 312 total yards, including 118 rushing...Helped Trace McSorley to post his 20th career game with a passing and a rushing touchdown, including a 51-yard touchdown run in the third quarter, only the second run of 20 or more yards allowed by Iowa this season. **at Michigan (11/3):** Helped Tommy Stevens to rush for an 8-yard touchdown...Blocked for Trace McSorley as he reached the 9,000 career passing yards mark. **Wisconsin (11/10):** Helped the Nittany Lions to compile 343 total yards, including 183 on the ground...Paved the way for Miles Sanders' fourth 100-yard game of the season with 159 yards and a touchdown...Protected Trace McSorley as he completed 19-of-25 passes for 160 yards and a score. **at Rutgers (11/17):** Led the way as the Nittany Lions tallied 322 total yards, including 183 through the air...Protected Trace McSorley, who completed 17 passes, including two touchdown throws to Pat Freiermuth...Helped McSorley to earn his program-record 30th win as starting quarterback. **Maryland (11/24):** Led the way as the Nittany Lions compiled 565 total yards, its third 500-yard performance this season...Helped PSU to rush for 310 yards and four touchdowns, including two each by Trace McSorley and Ricky Slade...Paved the way for Miles Sanders' 128 rushing yards.



TRENT GORDON 19
 Cornerback | 5-11 | 184
 Freshman/Freshman
 Spring, Texas/Manvel
 Major: Division of Undergraduate Studies

» 2018

Season: Appeared in three games...One of 16 true freshmen to make their debut this season...One of 40 players to make their Penn State debut this year.

Kent State (9/15): Made his collegiate debut...Earned time on defense and special teams...Assisted on a tackle. **at Rutgers (11/17):** Saw playing time on special teams. **Maryland (11/24):** Saw action on defense and special teams.

» 2018 GAME-BY-GAME

Tackles (Solo-Assisted-Total)

APPALACHIAN STATE DNP; at Pittsburgh DNP; KENT STATE 0-1-1; at Illinois DNP; OHIO STATE DNP; MICHIGAN STATE DNP; at Indiana DNP; IOWA DNP; at Michigan DNP; WISCONSIN DNP; at Rutgers 0-0-0; MARYLAND 0-0-0.

» GORDON'S CAREER STATISTICS & GAME HIGHS

	UA-A	TK	FF	FR	I	PBU	SACK	TFL
2018	0-1	1	-	-	-	-	-	-
CAREER	0-1	1	-	-	-	-	-	-

Tackles 1; Kent State, 9/15/18



YETUR GROSS-MATOS 99
 Defensive End | 6-5 | 262
 Sophomore/Sophomore
 Spotsylvania, Va./Chancellor
 Major: Division of Undergraduate Studies

» CAREER NOTES & RECORDS

Season: Became the 11th Nittany Lion to record 20 tackles for loss in a season (12th time)...Is tied with Bruce Clark (1978), Todd Atkins (1994), LaVar Arrington (1999) and Aaron Maybin (2008) for the eighth-most tackles for loss in a season.

» 2018

Awards: Voted first-team All-Big Ten by the media...Selected third-team All-Big Ten by the coaches...Earned the team's Reid-Robinson Award, as an outstanding defensive lineman, at the team's awards banquet...Named to the Hendricks Award (Top Defensive End) Watch List...Named Big Ten Defensive Player of the Week following the Iowa (10/27) game.

Season: Made 12 starts...One of 19 players to make their first career start this season...Had at least a half-sack in five-straight games from Michigan State (10/13) until Wisconsin (11/10)...Has at least a full tackle for loss in nine-straight games, dating back to the Kent State (9/15) game.

Rankings: Ranks No. 2 the Big Ten and ranks No. 9 in the nation with 1.7 tackles for loss per game...Sits No. 5 in the Big Ten and No. 37 in FBS with 0.67 sacks per game.

Appalachian State (9/1): Earned his first career start and had three tackles, including two solo...Registered half a tackle for loss and a QB hurry. **at Pittsburgh (9/8):** Posted three tackles, one solo...Added a half-sack and a QB hurry. **Kent State (9/15):** Had 2.0 tackles for loss, including a sack...Added a QB hurry. **at Illinois (9/21):** Assisted on a tackle. **Ohio State (9/29):** Recorded four tackles, including three solo...Added a tackle for loss and a QB hurry. **Michigan State (10/13):** Collected four tackles, including two solo...Had 2.5 tackles for loss, including a half-sack...Forced a fumble for the first time in his career...Added a QB hurry. **at Indiana (10/20):** Registered a career-high 10 tackles, including six solo tackles, the most tackles by a Penn State defensive lineman since Austin Johnson had 10 tackles against Northwestern in 2015...The 10 tackles are the most by a PSU defensive end since Carl Nassib had 10 at Temple in 2015...Had a career-best two sacks. **Iowa (10/27):** Posted nine tackles, including seven solo...Set a career high with four tackles for loss and tied a career high with two sacks...Named the coaching staff's Defensive Player of the Week. **at Michigan (11/3):** Collected four tackles, three solo...Recorded a solo sack. **Wisconsin (11/10):** Recorded five tackles, all solo...Made two tackles for loss, including a strip-sack...Forced a fumble and recovered a fumble. **at Rutgers (11/17):** Registered five tackles, including two solo...Had a tackle for loss...Named the coaching staff's Defensive Player of the Week. **Maryland (11/24):** Collected four tackles, including three solo...Made 3.5 tackles for loss...Earned the coaching staff's Defensive Player of the Week award.

» 2018 GAME-BY-GAME

Tackles (Solo-Assisted-Total)

APPALACHIAN STATE 2-1-0; at Pittsburgh 1-2-3; KENT STATE 2-0-2; at Illinois 0-1-1; OHIO STATE 3-1-4; MICHIGAN STATE 2-2-4; at Indiana 6-4-10; IOWA 7-2-9; at Michigan 3-1-4; WISCONSIN 5-0-5; at Rutgers 2-3-5; MARYLAND 3-1-4.

» GROSS-MATOS' CAREER STATISTICS & GAME HIGHS

	UA-A	TK	FF	FR	I	PBU	SACK	TFL
2017	5-12	17	-	1	-	-	1.5-7	2.0-8
2018	36-18	54	2	1	-	-	8.0-58	20.0-88
CAREER	41-30	71	2	2	-	-	9.5-65	22.0-96

Tackles 10; at Indiana, 10/20/18
Sacks 2.0; Twice: Last Iowa, 10/27/18
Tackles for Loss 4.0; Iowa, 10/27/18
Forced Fumbles 1; Twice: Last Wisconsin, 11/10/18
Fumble Recoveries 1; Twice: Last Wisconsin, 11/10/18



KJ HAMLER 1
Wide Receiver | 5-9 | 176
Sophomore/Freshman
Pontiac, Mich./IMG Acadmey (Fla.)
Major: Division of Undergraduate Studies

» 2018

Awards: Selected Freshman All-America as a returner/all-purpose player by The Athletic...Was an honorable-mention All-Big Ten selection as a receiver and kick returner by the coaches and media...Selected as a finalist for the Paul Hornung Award for major college football's Most Versatile Player...Named to Paul Hornung Award Honor Roll (9/10) following the Pitt game...Named Big Ten Freshman of the Week (10/1) after the Ohio State game...Selected to the Paul Hornung Award Honor Roll (10/1) after the Ohio State game...Named to the Pro Football Focus Big Ten Team of the Week (10/1) following the Ohio State game.

Season: Made 12 starts...One of 40 players to make their Penn State debut this year...One of 19 players to make their first career start this season...Has a reception in all 12 games this season...Has six games with 4 or more catches and 10 multi-catch games...Had 25 catches of 10 or more yards and 15 catches of 20 or more yards...One of seven FBS players with a 90-yard catch this season.

Rankings: Ranks No. 3 in the Big Ten and No. 18 in the nation with a 26.0 kick return average...Sits No. 28 in the nation and No. 3 in the conference with 589 combined return yards...Is No. 5 in the Big Ten and No. 49 in the country with 111.2 all-purpose yards per game...Ranks No. 3 in the conference averaging 17.39 yards per reception...Holds ninth in the Big Ten in receiving yards (713) and eighth in receiving yards per game (59.4).

Appalachian State (9/1): Caught three passes for 67 yards, including a 15-yard touchdown to tie the game with 42 seconds left in regulation...Hauled in a 46-yard reception in the fourth quarter...Returned a kickoff 52 yards to spark PSU's game-tying drive...Became first Penn State freshman to catch a touchdown pass in a season opener since Geno Lewis in 2013 against Syracuse. **at Pittsburgh (9/8):** Hauled in three receptions for 40 yards, including a 14-yard touchdown...Scored on a 32-yard run, his first career rush...Became the first PSU receiver with a rushing and receiving touchdown in the same game since Derrick Williams against Indiana in 2008...Is the first PSU receiver to score on a rush since DeAndre Thompkins against Rutgers in 2015...Had kick returns of 27 and 28 yards for a total of 145 all-purpose yards...Named the coaching staff's Offensive Player of the Week. **Kent State (9/15):** Totaled 107 all-purpose yards on three touches...Caught a 22-yard pass...Returned a kickoff 52 yards and a punt 33 yards...Named the coaching staff's Co-Special Teams Player of the Week. **at Illinois (9/21):** Hauled in two receptions for 41 yards...Caught a 21-yard touchdown pass in the fourth quarter...Added a 17-yard punt return and a 12-yard kick return. **Ohio State (9/29):** Earned first career 100-yard receiving game...Caught four passes for 138 yards...Hauled in a 93-yard touchdown catch, the second-longest in program history...Totaled a career-best 195 all-purpose yards, including 47 yards on three kick returns and a 10-yard punt return. **Michigan State (10/13):** Caught five passes for 66 yards, including a 5-yard touchdown...Had catches for 20 and 23 yards...Returned three kickoffs for 57 yards, including a 24-yard return. **at Indiana (10/20):** Hauled in four receptions for 27 yards...Returned the opening kickoff 58 yards...Added a 21-yard kick return and a 16-yard punt return. **Iowa (10/27):** Totaled 188 all-purpose yards...Caught five passes, tying a career high, 96 yards, including a 39-yard reception...Had 82 kick return yards, including a career-best 67-yard return in the fourth quarter...Gained 10 yards on three punt returns. **at Michigan (11/3):** Had a 20-yard catch...Returned two kickoffs for 30 yards and had a 1-yard punt return. **Wisconsin (11/10):** Matched a career high with five catches for 35 yards...Added a 1-yard carry. **at Rutgers (11/17):** Caught a career-high-tying five passes for 71 yards...Had catches of 20 and 26 yards...Had a 15-yard punt return. **Maryland (11/24):** Hauled in three catches for 90 yards...Made receptions of 34, 38 and 20 yards...The 38-yard reception came on a lateral from DeAndre Thompkins in the second quarter.

» 2018 GAME-BY-GAME

Receiving (Receptions-Yards-TD)
APPALACHIAN STATE 3-67-1; at Pittsburgh 3-40-1; KENT STATE 1-22-0; at Illinois 2-41-1; OHIO STATE 4-138-1; MICHIGAN STATE 5-66-1; at Indiana 4-27-0; IOWA 5-96-0; at Michigan 1-20-0; WISCONSIN 5-35-0; at Rutgers 5-71-0; MARYLAND 3-90-0.

» HAMLER'S CAREER OFFENSIVE STATISTICS & GAME HIGHS

	Att.-Yds.	Avg.	TD	LG	Rec.-Yds.	Avg.	TD	LG
2018	3-33	11.0	1	32	41-713	17.4	5	93
CAREER	3-33	11.0	1	32	41-713	17.4	5	93

Receptions 5; Four Times: Last at Rutgers, 11/17/18
Receiving Yards 138; Ohio State, 9/29/18
Receiving Touchdowns 1; Five Times: Last Michigan State, 10/13/18
Long Reception 93 yards; Ohio State, 9/29/18

Rushing Attempts 1; Three Times: Last Wisconsin, 11/11/18
Rushing Yards 32; at Pittsburgh, 9/8/18
Rushing Touchdowns 1; at Pittsburgh, 9/8/18
Longest Rush 32 yards; at Pittsburgh, 9/8/18

» 2018 GAME-BY-GAME

Kick Returns (Returns-Yards-TD-YPR)
APPALACHIAN STATE 1-52-0-52.0; at Pittsburgh 3-73-0-24.3; KENT STATE 1-52-0-52.0; at Illinois 1-12-0-12.0; OHIO STATE 3-47-0-15.6; MICHIGAN STATE 3-57-0-19.0; at Indiana 2-79-0-39.5; IOWA 2-82-0-41.0; at Michigan 2-30-0-15.0; WISCONSIN 0-0-0-0.0; at Rutgers 1-10-0-10.0; MARYLAND 0-0-0-0.0.

Punt Returns (Returns-Yards-TD-YPR)
APPALACHIAN STATE 0-0-0-0.0; at Pittsburgh 0-0-0-0.0; KENT STATE 1-33-0-33.0; at Illinois 1-17-0-17.0; OHIO STATE 1-10-0-10.0; MICHIGAN STATE 1-0-0-0.0; at Indiana 2-14-0-7.0; IOWA 3-10-0-3.3; at Michigan 1-1-0-1.0; WISCONSIN 0-0-0-0.0; at Rutgers 2-10-0-5.0; MARYLAND 0-0-0-0.0.

» HAMLER'S CAREER KICK RETURN STATISTICS & GAME HIGHS

	No.	Yds.	Avg.	TD	LG
2018	19	494	26.0	-	67
CAREER	19	494	26.0	-	67

Kick Returns 3; Twice: Last Ohio State, 9/29/18
Kick Return Yards 82; Iowa, 10/27/18
Long Kick Return 67 yards; Iowa, 10/27/18

» HAMLER'S CAREER PUNT RETURN STATISTICS & GAME HIGHS

	No.	Yds.	Avg.	TD	LG
2018	12	95	7.9	-	33
CAREER	12	95	7.9	-	33

Punt Returns 3; Iowa, 10/27/18
Punt Return Yards 33; Kent State, 9/15/18
Long Punt Return 33 yards; Kent State, 9/15/18

All-Purpose Yards 195; Ohio State, 9/29/18



FRED HANSARD 53
Defensive Tackle | 6-3 | 318
Sophomore/Freshman
Burlington, N.J./The Hun School
Major: Communications

» 2018

Season: Appeared in six games, making one start...One of 40 players to make their Penn State debut this season...One of 19 players to make their first career start this year...Will miss the rest of the season with an injury.

Appalachian State (9/1): Assisted on a tackle for loss. **at Pittsburgh (9/8):** Saw playing time on defense. **Kent State (9/15):** Earned playing time on defense. **at Illinois (9/21):** Made a solo stop. **Ohio State (9/29):** Saw time on defense. **Michigan State (10/13):** Earned playing time on defense.

» 2018 GAME-BY-GAME

Tackles (Solo-Assisted-Total)
APPALACHIAN STATE 0-1-1; at Pittsburgh 0-0-0; KENT STATE 0-0-0; at Illinois 1-0-1; OHIO STATE 0-0-0; MICHIGAN STATE 0-0-0; at Indiana INJ; IOWA INJ; at Michigan INJ; WISCONSIN INJ; at Rutgers INJ; MARYLAND INJ.

» HANSARD'S CAREER STATISTICS & GAME HIGHS

	UA-A	TK	FF	FR	I	PBU	SACK	TFL
2018	1-1	2	-	-	-	-	-	0.5-1
CAREER	1-1	2	-	-	-	-	-	0.5-1

Tackles 1; Twice: Last at Illinois, 9/21/18



DREW HARTLAUB 37
Safety | 5-11 | 179
Sophomore/Freshman
Hanover, Pa./South Western
Major: Division of Undergraduate Studies

» 2018

Award: Named the team's Scout Team Special Teams Player of the Year.

Season: Appeared in nine games...One of 40 players to make their Penn State debut this season.

at Pittsburgh (9/8): Named the coaching staff's Scout Team Special Teams Player of the Week. **Kent State (9/15):** Named the coaching staff's Scout Team Defensive and Special Teams Player of the Week. **at Illinois (9/21):** Made his first career appearance...Saw playing time on special teams. **Ohio State (9/29):** Earned playing time on special teams...Selected Scout Team Defensive Player of the Week by the coaching staff. **Michigan State (10/13):** Assisted on a tackle on a kickoff return. **at Indiana (10/20):** Saw playing time on special teams. **Iowa (10/27):** Earned action on special teams. **at Michigan (11/3):** Saw playing time on special teams. **Wisconsin (11/10):** Earned playing time on special teams. **at Rutgers (11/17):** Saw action on special teams...Named the coaching staff's Scout Team Defensive Player of the Week. **Maryland (11/24):** Recorded a tackle on punt coverage.

» 2018 GAME-BY-GAME

Tackles (Solo-Assisted-Total)
APPALACHIAN STATE DNP; at Pittsburgh DNP; KENT STATE DNP; at Illinois 0-0-0; OHIO STATE 0-0-0; MICHIGAN STATE 0-1-1; Indiana 0-0-0; IOWA 0-0-0; at Michigan 0-0-0; WISCONSIN 0-0-0; at Rutgers 0-0-0; MARYLAND 1-0-1.

» HARTLAUB'S CAREER STATISTICS & GAME HIGHS

	UA-A	TK	FF	FR	I	PBU	SACK	TFL
2018	1-1	2	-	-	-	-	-	-
CAREER	1-1	2	-	-	-	-	-	-

Tackles 1; Twice: Last Maryland, 11/24/18



MAC HIPPENHAMMER 12
Wide Receiver | 5-11 | 185
Sophomore/Freshman
Fort Wayne, Ind./R. Nelson Snider
Major: Division of Undergraduate Studies

» 2018

Award: Academic All-Big Ten selection.

Season: Appeared in 11 games, including one start...One of 40 players to make their Penn State debut this season...One of 19 players to make their first career start this season...Plays infield and outfield for the Penn State baseball team.

Appalachian State (9/1): Made his first career appearance, seeing time on offense. **at Pittsburgh (9/8):** Made an 11-yard touchdown grab...Became the first PSU player to have a touchdown on his first career reception since Irvin Charles in 2016 against Minnesota. **at Illinois (9/21):** Made a diving 44-yard catch in the fourth quarter. **Ohio State (9/29):** Caught a 21-yard pass. **Michigan State (10/13):** Hauled in a career-high three passes for 27 yards...Had a 21-yard catch in the fourth quarter. **at Michigan (11/3):** Earned his first career start.

» 2018 GAME-BY-GAME

Receiving (Receptions-Yards-TD)
APPALACHIAN STATE 0-0-0; at Pittsburgh 1-11-1; KENT STATE 0-0-0; at Illinois 1-44-0; OHIO STATE 1-21-0; MICHIGAN STATE 3-27-0; at Indiana 0-0-0; IOWA 0-0-0; at Michigan 0-0-0; WISCONSIN 0-0-0; at Rutgers 0-0-0; MARYLAND DNP.

» HIPPENHAMMER'S CAREER STATISTICS & GAME HIGHS

	Att.-Yds.	Avg.	TD	LG	Rec.-Yds.	Avg.	TD	LG
2018	-	-	-	-	6-103	17.2	1	44
CAREER	-	-	-	-	6-103	17.2	1	44

Receptions 3; Michigan State, 10/13/18
Receiving Yards 44; at Illinois, 9/21/18
Receiving Touchdowns 1; at Pittsburgh, 9/8/18
Long Reception 44 yards; at Illinois, 9/21/18



JONATHAN HOLLAND 18
Tight End/H-Back | 6-4 | 252
Senior/Junior
Brandywine, Md./The Bullis School
Major: Labor & Employment Relations

» 2018

Awards: Among the candidates on the preseason watch list for the Mackey Award, given to the most outstanding tight end.

Season: Made 10 appearances, including four starts...One of 19 players to make their first career start this year.

Appalachian State (9/1): Earned his first career start...Caught two passes for 36 yards, including a career-best 29-yard reception. **at Pittsburgh (9/8):** Caught two passes for 25 yards, including a 22-yard reception in the first quarter. **Kent State (9/15):** Saw time on offense. **at Illinois (9/21):** Set career highs with three catches for 53 yards...Made a 21-yard grab in the first quarter. **Maryland (11/24):** Saw time on offense and special teams.

» 2018 GAME-BY-GAME

Receiving (Receptions-Yards-TD)

APPALACHIAN STATE 2-36-0; at Pittsburgh 2-25-0; KENT STATE 0-0-0; at Illinois 3-53-0; OHIO STATE DNP; MICHIGAN STATE DNP; at Indiana 0-0-0; IOWA 0-0-0; at Michigan 0-0-0; WISCONSIN 0-0-0; at Rutgers 0-0-0; MARYLAND 0-0-0.

» HOLLAND'S CAREER STATISTICS & GAME HIGHS

	Att.-Yds.	Avg.	TD	LG	Rec.-Yds.	Avg.	TD	LG
2016	-	-	-	DNP	-	-	-	-
2017	-	-	-	-	3-16	5.3	-	8
2018	-	-	-	-	7-114	16.3	-	29
CAREER	-	-	-	-	10-130	13.0	-	29

Receptions 3; at Illinois, 9/21/18
Receiving Yards 53; at Illinois, 9/21/18
Longest Reception 29 yards; Appalachian State, 9/1/18

NOTE: Has two career kickoff returns for 9 yards, both coming at Ohio State (2017).



DES HOLMES 75
Offensive Line | 6-5 | 306
Sophomore/Freshman
Norristown, Pa./Cardinal O'Hara
Major: Division of Undergraduate Studies

» 2018

Season: Appeared in five games...One of 40 players to make their Penn State debut this year.

at Pittsburgh (9/8): Saw time on offense. **Kent State (9/15):** Earned playing time on offense and special teams. **at Illinois (9/21):** Saw game action on offense and special teams. **Michigan State (10/13):** Saw playing time on special teams. **Wisconsin (11/10):** Earned playing time on special teams.



DONOVAN JOHNSON 2
Cornerback | 5-9 | 186
Sophomore/Freshman
Detroit, Mich./Cass Tech
Major: Division of Undergraduate Studies

» 2018

Season: Appeared in 11 games...One of 40 players to make their Penn State debut this year.

Appalachian State (9/1): Made his first career appearance, seeing time on defense and special teams...Recorded two tackles and a QB hurry. **at Pittsburgh (9/8):** Saw playing time on defense and special teams. **Kent State (9/15):** Made one stop and broke up a pass. **at Illinois (9/21):** Recorded two tackles, including one solo. **Michigan State (10/13):** Tallied a career-high four tackles, making three solo stops...Broke up a pass. **at Indiana (10/20):** Posted two tackles and broke up a pass. **Iowa (10/27):** Saw playing time on defense and special teams. **at Michigan (11/3):** Recorded a solo tackle. **Wisconsin (11/10):** Saw playing time on defense and special teams. **at Rutgers (11/17):** Earned playing time on defense and special teams. **Maryland (11/24):** Appeared on defense and special teams.

» 2018 GAME-BY-GAME


Tackles (Solo-Assisted-Total)

APPALACHIAN STATE 1-1-2; at Pittsburgh 0-0-0; KENT STATE 1-0-1; at Illinois 1-1-2; OHIO STATE DNP; MICHIGAN STATE 3-1-4; at Indiana 2-0-2; IOWA 0-0-0; at Michigan 1-0-1; at Rutgers 0-0-0; MARYLAND 0-0-0.

» D. JOHNSON'S CAREER STATISTICS & GAME HIGHS

	UA-A	TK	FF	FR	I	PBU	SACK	TFL
2018	9-3	12	-	-	-	3	-	-
CAREER	9-3	12	-	-	-	3	-	-

Tackles 4; Michigan State, 10/13/18
Pass Breakups 1; Three Times: Last at Indiana, 10/20/18



JAN JOHNSON 36
Linebacker | 6-2 | 231
Senior/Junior
Mohnton, Pa./Governor Mifflin
Major: Management & Organizational Leadership (Master's)

» 2018

Awards: Academic All-Big Ten selection...Named to the Pro Football Focus Big Ten Team of the Week (11/6) following the Michigan game.

Season: Made 12 starts...One of 19 players to make their first career start this year...One of 22 players to have earned their degree entering the 2019 Citrus Bowl...Graduated with his degree in psychology in August 2018...Earned a scholarship on October 18.

Appalachian State (9/1): Made his first career start, lining up at middle linebacker...Led the Nittany Lions with a career-high 11 tackles, including four solo. **at Pittsburgh (9/8):** Recorded five tackles, two solo, and a half-sack. **Kent State (9/15):** Collected two tackles. **at Illinois (9/21):** Tallied six stops...Grabbed his first career interception in the fourth quarter. **Ohio State (9/29):** Recorded five tackles...Made four solo stops. **Michigan State (10/13):** Collected five tackles, including two solo. **at Indiana (10/20):** Tallied three stops, including two solo. **Iowa (10/27):** Registered four tackles, including two solo. **at Michigan (11/3):** Collected 10 tackles, seven solo...Matched a career best with a full tackle for loss and had his first career pass breakup. **Wisconsin (11/10):** Recorded five tackles, including four solo. **at Rutgers (11/17):** Registered eight tackles, including four solo. **Maryland (11/24):** Made two solo stops.

» 2018 GAME-BY-GAME

Tackles (Solo-Assisted-Total)

APPALACHIAN STATE 4-7-11; at Pittsburgh 2-3-5; KENT STATE 2-0-2; at Illinois 5-1-6; OHIO STATE 4-1-5; MICHIGAN STATE 2-3-5; at Indiana 2-1-3; IOWA 2-2-4; at Michigan 7-3-10; WISCONSIN 4-1-5; at Rutgers 4-4-8; MARYLAND 2-0-2.

» JA. JOHNSON'S CAREER STATISTICS & GAME HIGHS

	UA-A	TK	FF	FR	I	PBU	SACK	TFL
2016	1-1	2	-	-	-	-	-	-
2017	6-6	12	-	-	-	-	-	1.0-1
2018	40-26	66	-	-	1	1	0.5-1	1.5-4
CAREER	47-33	80	-	-	1	1	0.5-1	2.5-5

Tackles 11; Appalachian State, 9/1/18
Tackles for Loss 1.0; Twice: Last at Michigan, 11/3/18
Sacks 0.5; at Pittsburgh, 9/8/18
Interceptions 1; at Illinois, 9/21/18
Pass Breakups 1; at Michigan, 11/3/18

Note: Has one career kickoff return for 7 yards (Nebraska, 2018).



JUWAN JOHNSON 84
Wide Receiver | 6-4 | 231
Senior/Junior
Glassboro, N.J./Glassboro
Major: Telecommunications

» CAREER NOTES & RECORDS

Career: Became the 32nd player in Penn State history to pass the 1,000-yard receiving mark...Ranks 27th at PSU in career receiving yards (1,110).

Season: 2017: Finished the season tied for No. 12 on the single-season receptions list (54)...Ranked No. 19 at season's end in single-season receiving yards (701).

» 2018

Season: Appeared in nine games, making seven starts...One of 22 players to have earned their degree entering the 2019 Citrus Bowl...Graduated with a degree in telecommunications.

Appalachian State (9/1): Caught six passes for 67 yards, with a long grab of 17 yards...Had back-to-back catches on the opening drive of the third quarter to help setup a touchdown. **at Pittsburgh (9/8):** Made two grabs for 23 yards. **at Illinois (9/21):** Hauled in a team-high four catches for 51 yards...Caught a 19-yard touchdown in the fourth quarter. **Ohio State (9/29):** Made five grabs for 61 yards...Hauled in a spectacular one-handed catch for a 31-yard reception. **Michigan State (10/13):** Caught two passes for 19 yards. **at Indiana (10/20):** Hauled in two catches for 72 yards...Made a career-long 59-yard grab in the second quarter. **Maryland (11/24):** Caught two passes for 46 yards...Made a 38-yard grab in the fourth quarter.

» 2018 GAME-BY-GAME

Receiving (Receptions-Yards-TD)

APPALACHIAN STATE 6-67-0; at Pittsburgh 2-23-0; KENT STATE 0-0-0; at Illinois 4-51-1; OHIO STATE 5-61-0; MICHIGAN STATE 2-19-0; at Indiana 2-72-0; IOWA 0-0-0; at Michigan DNP; WISCONSIN DNP; at Rutgers DNP; MARYLAND 2-46-0.

» JU. JOHNSON'S CAREER STATISTICS & GAME HIGHS

	Att.-Yds.	Avg.	TD	LG	Rec.-Yds.	Avg.	TD	LG
2016	-	-	-	-	2-70	35.0	-	43
2017	-	-	-	-	54-701	12.9	1	43
2018	-	-	-	-	23-339	14.7	1	59
CAREER	-	-	-	-	79-1,110	14.1	2	59

Receptions 7; at Iowa, 9/23/17
Receiving Yards 105; Nebraska, 11/18/17
Receiving Touchdowns 1; Twice: Last at Illinois, 9/21/18
Longest Reception 59 yards; at Indiana, 10/20/18

Tackles 2; Twice: Last vs. USC, 1/2/17
Blocked Punt 1; at Rutgers, 11/19/16

NOTE: Has nine career special teams tackles...Has two career kickoff returns for 2 yards.



ELLISON JORDAN 42
 Defensive Tackle | 6-0 | 305
 Junior/Sophomore
 Upper Marlboro, Md./Gilman School
 Major: Communications Arts and Sciences

» 2018

Season: Appeared in three games.

Appalachian State (9/1): Played on defense and special teams. **at Pittsburgh (9/8):** Helped to cause a safety in the third quarter as he was held in the end zone. **Kent State (9/15):** Recorded two tackles, including a full sack.

» 2018 GAME-BY-GAME


Tackles (Solo-Assisted-Total)

APPALACHIAN STATE 0-0-0; at Pittsburgh 0-0-0; KENT STATE 1-1-2; at Illinois DNP; OHIO STATE DNP; MICHIGAN STATE DNP; at Indiana DNP; IOWA DNP; at Michigan DNP; WISCONSIN DNP; at Rutgers DNP; MARYLAND DNP.

» JORDAN'S CAREER STATISTICS & GAME HIGHS

	UA-A	TK	FF	FR	I	PBU	SACK	TFL
2017	1-8	9	-	-	-	1	0.5-3	0.5-3
2018	1-1	2	-	-	-	-	1.0-5	1.0-5
CAREER	2-9	11	-	-	-	1	1.5-8	1.5-8

Tackles 2; Three: Last Kent State, 9/15/18
Tackles for Loss 1.0; Kent State, 9/15/18
Sacks 1.0; Kent State, 9/15/18
Pass Breakups 1; Georgia State, 9/16/17



DANIEL JOSEPH 49
 Defensive End | 6-3 | 250
 Junior/Sophomore
 Brampton, Ont./Lake Forest Academy (Ill.)
 Major: Labor & Employment Relations

» 2018

Season: Appeared in 12 games.

Appalachian State (9/1): Played on defense...Assisted on a tackle. **at Pittsburgh (9/8):** Tied a career high with four tackles, two solo...Added a sack, tying a career best, and causing a 9-yard loss. **Kent State (9/15):** Assisted on a tackle and broke up a pass. **at Illinois (9/21):** Assisted on a tackle. **Ohio State (9/29):** Made two tackles, including one solo stop. **at Rutgers (11/17):** Recovered a fumble in the third quarter, the first recovery of his career...Assisted on a tackle. **Maryland (11/24):** Recorded two tackles, including one solo.

» 2018 GAME-BY-GAME


Tackles (Solo-Assisted-Total)

APPALACHIAN STATE 0-1-1; at Pittsburgh 2-2-4; KENT STATE 0-1-1; at Illinois 0-1-1; OHIO STATE 1-1-2; MICHIGAN STATE 0-0-0; at Indiana 0-0-0; IOWA 0-0-0; at Michigan 0-0-0; WISCONSIN 0-0-0; at Rutgers 0-1-1; MARYLAND 1-1-2.

» JOSEPH'S CAREER STATISTICS & GAME HIGHS

	UA-A	TK	FF	FR	I	PBU	SACK	TFL
2017	5-5	10	1	-	-	-	2.5-9	2.5-9
2018	4-8	12	-	1	-	1	1.0-9	1.0-9
CAREER	9-13	22	1	1	-	1	3.5-18	3.5-18

Tackles 4; Twice: Last at Pittsburgh, 9/8/18
Tackles for Loss 2.0; Georgia State, 9/16/17
Sacks 1.0; Twice: Last at Pittsburgh, 9/8/18
Forced Fumbles 1; Georgia State, 9/16/17
Fumble Recoveries 1; at Rutgers, 11/17/18
Pass Breakups 1; Kent State, 9/15/18



ZACK KUNTZ 82
 Tight End/H-Back | 6-7 | 235
 Freshman/Freshman
 Camp Hill, Pa./Camp Hill
 Major: Division of Undergraduate Studies

» 2018

Season: Appeared in one game...One of 16 true freshmen to make their debut this season...One of 40 players to make their Penn State debut this year.

Kent State (9/15): Made his collegiate debut...Caught an 8-yard pass. **Iowa (10/27):** Named the coaching staff's Scout Team Offensive Player of the Week.

» 2018 GAME-BY-GAME

Receiving (Receptions-Yards-TD)

APPALACHIAN STATE DNP; at Pittsburgh DNP; KENT STATE 1-8-0; at Illinois DNP; OHIO STATE DNP; MICHIGAN STATE DNP; at Indiana DNP; IOWA 0-0-0; at Michigan DNP; WISCONSIN DNP; at Rutgers DNP; MARYLAND DNP.

» KUNTZ'S CAREER OFFENSIVE STATISTICS & GAME HIGHS

	Att.-Yds.	Avg.	TD	LG	Rec.-Yds.	Avg.	TD	LG
2018	-	-	-	-	1-8	8.0	-	8
CAREER	-	-	-	-	1-8	8.0	-	8

Receptions 1; Kent State, 9/15/18
Receiving Yards 8; Kent State, 9/15/18
Longest Reception 8 yards; Kent State, 9/15/18



JESSE LUKETA 40
 Linebacker | 6-3 | 236
 Freshman/Freshman
 Ottawa, Ont./Mercyhurst Prep (Pa.)
 Major: Division of Undergraduate Studies

» 2018

Season: Appeared in 12 games...One of 16 true freshmen to make their debut this season...One of 40 players to make their Penn State debut this year.

Appalachian State (9/1): Saw playing time on special teams. **at Pittsburgh (9/8):** Earned playing time on defense and special teams...Recorded a tackle. **Kent State (9/15):** Registered three tackles. **at Illinois (9/21):** Appeared on defense and special teams. **Ohio State (9/29):** Saw playing time on special teams. **Michigan State (10/13):** Assisted on a tackle on a kick return. **at Indiana (10/20):** Earned playing time on special teams. **Iowa (10/27):** Made a tackle on a punt return. **at Michigan (11/3):** Saw playing time on defense and special teams. **Wisconsin (11/10):** Earned action on special teams. **at Rutgers (11/17):** Saw playing time on special teams. **Maryland (11/24):** Assisted on a tackle on defense.

» 2018 GAME-BY-GAME

Tackles (Solo-Assisted-Total)

APPALACHIAN STATE 0-0-0; at Pittsburgh 1-0-1; KENT STATE 3-0-3; at Illinois 0-0-0; OHIO STATE 0-0-0; MICHIGAN STATE 0-1-1; at Indiana 0-0-0; IOWA 1-0-1; at Michigan 0-0-0; WISCONSIN 0-0-0; at Rutgers 0-0-0; MARYLAND 0-1-1.

» LUKETA'S CAREER STATISTICS & GAME HIGHS

	UA-A	TK	FF	FR	I	PBU	SACK	TFL
2018	5-2	7	-	-	-	-	-	-
CAREER	5-2	7	-	-	-	-	-	-

Tackles 3; Kent State, 9/15/18



ISAAC LUTZ 85
 Wide Receiver | 5-11 | 183
 Junior/Sophomore
 Reading, Pa./Berks Catholic
 Major: Corporate Innovation & Entrepreneurship

» 2018

Award: Academic All-Big Ten selection.


Season: Appeared in 11 games this season.

at Pittsburgh (9/8): Saw time on special teams. **Kent State (9/15):** Assisted on two tackles on kickoff coverage...Named the coaching staff's Co-Special Teams Player of the Week. **at Illinois (9/21):** Saw playing time on special teams. **Ohio State (9/29):** Earned playing time on special teams. **Michigan State (10/13):** Saw action on special teams. **at Indiana (10/20):** Saw playing time on special teams. **Iowa (10/27):** Earned action on special teams. **at Michigan (11/3):** Saw playing time on special teams. **Wisconsin (11/10):** Played on special teams. **at Rutgers (11/17):** Earned action on special teams. **Maryland (11/24):** Saw playing time on offense and special teams.

» LUTZ'S CAREER STATISTICS & GAME HIGHS

	UA-A	TK	FF	FR	I	PBU	SACK	TFL
2017	-	-	-	-	-	-	-	-
2018	0-2	2	-	-	-	-	-	-
CAREER	0-2	2	-	-	-	-	-	-

Tackles 2; Kent State, 9/15/18



CONNOR MCGOVERN 66
 Offensive Line | 6-5 | 326
 Junior/Junior
 Larksville, Pa./Lake-Lehman
 Major: Agribusiness Management


» 2018

Awards: Earned third-team All-Big Ten honors by the league's coaches and media...Won the team's Dick Maginnis Memorial Award, as an outstanding offensive lineman, at the team's awards banquet...Named to the Pro Football Focus Big Ten and National Teams of the Week following the Wisconsin (11/10) game...Selected for the Pro Football Focus Big Ten Team of the Week following the Rutgers (11/17) game...Among the candidates on the preseason watch list for the Rimmington Trophy, given to the nation's top center, and the Outland Trophy, which is awarded to the top collegiate interior lineman.

Season: Made 12 starts, including 11 at right guard and one at center.

Appalachian State (9/1): Helped the Nittany Lion offense to 434 yards, including 204 on the ground...Cleared the way for five rushing touchdowns, including two by Trace McSorley and two by Miles Sanders...Helped McSorley to collect his 17th game with a passing and a rushing touchdown...Sanders had 91 yards, while Ricky Slade scored his first career touchdown on a 27-yard run. **at Pittsburgh (9/8):** Part of an offensive line that aided the Nittany Lions to 390 total yards...Led the way for 211 yards on the ground and three rushing touchdowns...Protected McSorley as he earned his 18th game with a passing and a rushing touchdown...Helped Miles Sanders collect his first career 100-yard game. **Kent State (9/15):** Led the way as the Nittany Lions totaled 643 yards, PSU's most in a game since 1995...Helped Trace McSorley to find the end zone three times on the ground and connect on two passing touchdowns...Aided the Nittany Lions to six rushing touchdowns and three through the air. **at Illinois (9/21):** Paved the way as the Nittany Lions gained 591 yards, including 387 on the ground, PSU's third-highest total in a Big Ten game in program history...Helped Miles Sanders to become the sixth Nittany Lion to rush for 200 yards and three touchdowns in a game...Aided Sanders, Ricky Slade (94 yards) and Trace McSorley (92) to then-career highs on the ground...Helped McSorley record his ninth game with three or more touchdown passes. **Ohio State (9/29):** Helped the Nittany Lions to 492 total yards, including 206 on the ground and 286 in the air...Led the way as Trace McSorley set a program record with 461 yards of total offense...Paved the way for McSorley to rush for a career-high 175 yards and KJ Hamler to earn his first 100-yard receiving game. **Michigan State (10/13):** Helped the Penn State offense to 397 total yards, including 205 on the ground against the nation's No. 1 rush defense...Led the way for Miles Sanders' third 100-yard game of the season...Helped Sanders to

runs of 48 and 78 yards...Aided Trace McSorley to post his 34th-straight game with a passing touchdown. **at Indiana (10/20):** Helped the Nittany Lions to post 417 total yards, including 243 through the air...Led the way as Trace McSorley recorded his second career 100-yard rushing game with two rushing touchdowns...Paved the way for Miles Sanders' 126 all-purpose yards, including 72 yards and a touchdown on the ground... Helped McSorley to post his 26th career 200-yard passing game. **Iowa (10/27):** Led the way as Penn State gained 312 total yards, including 118 rushing...Helped Trace McSorley to post his 20th career game with a passing and a rushing touchdown, including a 51-yard touchdown run in the third quarter, only the second run of 20 or more yards allowed by Iowa this season. **at Michigan (11/3):** Helped Tommy Stevens to rush for an 8-yard touchdown...Blocked for Trace McSorley as he reached the 9,000 career passing yards mark. **Wisconsin (11/10):** Helped the Nittany Lions to compile 343 total yards, including 183 on the ground...Paved the way for Miles Sanders' fourth 100-yard game of the season with 159 yards and a touchdown...Protected Trace McSorley as he completed 19-of-25 passes for 160 yards and a score. **at Rutgers (11/17):** Led the way as the Nittany Lions tallied 322 total yards, including 183 through the air...Protected Trace McSorley, who completed 17 passes, including two touchdown throws to Pat Freiermuth...Helped McSorley to earn his program-record 30th win as starting quarterback. **Maryland (11/24):** Led the way as the Nittany Lions compiled 565 total yards, its third 500-yard performance this season...Helped PSU to rush for 310 yards and four touchdowns, including two each by Trace McSorley and Ricky Slade...Paved the way for Miles Sanders' 128 rushing yards.



ZECH MCPHEARSON 14
 Cornerback | 5-11 | 184
 Junior/Sophomore
 Columbia, Md./Riverdale Baptist School
 Major: Labor & Employment Relations

» 2018

Season: Appeared in 12 games.

Appalachian State (9/1): Registered two tackles, including one solo. **at Pittsburgh (9/8):** Set a career best with four tackles, three solo...Added his first career tackle for loss. **Kent State (9/15):** Made a solo tackle and broke up a pass. **at Illinois (9/21):** Broke up a pass. **Maryland (11/24):** Registered a solo tackle.

» 2018 GAME-BY-GAME

Tackles (Solo-Assisted-Total)

APPALACHIAN STATE 1-1-2; at PITTSBURGH 3-1-4; KENT STATE 1-0-1; at ILLINOIS 0-0-0; OHIO STATE 0-0-0; MICHIGAN STATE 0-0-0; at INDIANA 0-0-0; IOWA 0-0-0; at MICHIGAN 0-0-0; WISCONSIN 0-0-0; at RUTGERS 0-0-0; MARYLAND 1-0-1.

» MCPHEARSON'S CAREER STATISTICS & GAME HIGHS

	UA-A	TK	FF	FR	I	PBU	SACK	TFL
2017	5-3	8	-	1	-	1	-	-
2018	6-2	8	-	-	-	2	-	1.0-3
CAREER	11-5	16	-	1	-	3	-	1.0-3

Tackles 4; at Pittsburgh, 9/8/18

Tackles for Loss 1.0; at Pittsburgh, 9/8/18

Fumble Recoveries 1; at Maryland, 11/25/17

Pass Breakups 1; Three Times: Last at Illinois, 9/21/18



TRACE MCSORLEY 9
 Quarterback | 6-0 | 203
 Graduate/Senior
 Ashburn, Va./Briar Woods
 Major: Journalism (2nd degree)

» CAREER NOTES & RECORDS

Career: Records Set: Holds Penn State's career records for: wins (31), completions (703), passing yards (9,653), passing touchdowns (75), total offense (11,275), rushing touchdowns by a quarterback (29), touchdowns responsible for (104), 300-yard passing games (10) and 200-yard passing games (27). **Rankings:** Became the program's wins leader against Rutgers, moving past Todd Blackledge (1980-82) and Tony Sacca (1988-91)...Passed Christian Hackenberg (693; 2013-15) for the all-time completions record at Penn State, completing his 694th pass against Maryland...Moved past Christian Hackenberg (8,457; 2013-15) for the

top spot on the Penn State career passing yards list vs. Michigan State... Sits second on the Penn State career lists for passing efficiency (145.0) and second in completion percentage (59.5) and interception percentage (2.03)...Ranks third in Big Ten history with 104 touchdowns responsible for behind only Ohio State's J.T. Barrett (147; 2014-17) and Purdue's Drew Brees (106; 1997-00)...Ranks ninth in Big Ten history in career passing yards...Sits fourth in Big Ten history in career passing touchdowns... Ranks seventh in Big Ten history in total offense...Is No. 2 at Penn State in career pass attempts (1,145). **Notable (Passing):** Is the only Penn State quarterback and 14th in Big Ten history to throw for more than 9,000 career yards...Threw at least one touchdown pass in 34-straight games, from the 2016 TaxSlayer Bowl until Indiana in 2018, a Penn State record, which was previously held by Kerry Collins at 14-straight games from 1993-94...His streak is the fifth-longest in FBS Autonomy Five history...Has 24 career games with multiple passing touchdowns (one in 2015, eight in 2016, 10 in 2017, five in 2018)...Has nine career games with three or more touchdown passes...Is the only quarterback in Penn State history with 50-plus touchdown passes...Is the only Penn State quarterback with multiple 80-yard completions in a career...Is the only Penn State quarterback with multiple 3,000-yard passing seasons...Is one of seven quarterbacks in Big Ten history to have back-to-back 3,000-yard passing seasons...Registered his school-record fourth career game with four-or-more touchdown passes vs. Georgia State (9/16/17), breaking a tie with Blackledge and Hackenberg, who each had three such games in their career...One of five quarterbacks in Penn State history with multiple 300-yard passing games in a career, joining Hackenberg (9), Matt McGloin (6), Collins (4) and Daryll Clark (3)...Is one of two Penn State quarterbacks to complete 600 passes in a career. **Notable (Total Offense):** Joined Michael Robinson (2005; 2,350 passing, 806 rushing) as the only Penn State players with 2,000 passing and 700 rushing yards in the same season...Owns 21 career games with both a rushing and passing touchdown (seven in 2016, nine in 2017, five in 2018)...Became the first Penn State player and 11th in Big Ten history to eclipse the 10,000-yard mark in total offense...Is the first Penn State quarterback in program history with four consecutive games scoring both a rushing touchdown and passing touchdown (vs. Indiana, at Northwestern, vs. Michigan, at Ohio State; 2017). **Notable (Rushing):** Has 1,622 career rushing yards, behind only Michael Robinson (1,637; 2002-05) among Penn State quarterbacks...Is one of two Penn State quarterbacks with more than 1,000 rushing yards, joining Michael Robinson (1,637; 2002-05)...Is the 44th player in school history to rush for more than 1,000 yards...Owns 29 career rushing touchdowns, tied for sixth all-time at PSU...First Penn State quarterback at least three rushing touchdowns in at least two career games since at least 1967.

Season: Records Set: Owns Penn State's single-season records for: passing yards (3,614; 2016), completions (284; 2017), passing touchdowns (29; 2016), rushing touchdowns by a quarterback (11; 2017, 2018), total offense (4,061; 2017), touchdowns responsible for (37; 2017), 300-yard passing games (5; 2016, 2017) and is tied for the top spot in 200-yard passing games (11; 2016, 2017). **2018:** Tied the PSU record for rushing touchdowns by a quarterback (11)...Is one of five FBS quarterbacks with 2,000 passing and 700 rushing yards...Ranks 15th on PSU's single-season passing yards list (2,054)...Has the sixth-most total yards in a season (3,007). **2017:** Became the second player in Big Ten history with 25 passing touchdowns and 10 rushing scores in a season, joining Ohio State's J.T. Barrett (2014 & 2017)...Set the Penn State single-season record with 39 touchdowns responsible for, besting his 36 touchdowns from 2016...Owns the top-two spots in program history for passing touchdowns in a season, ranking No. 1 with 29 in 2016 and No. 2 with 28 in 2017...Ranks tied for eighth (2016) and 11th (2017) in Big Ten season history...Became the first Penn State to eclipse the 4,000-yard total offense mark in a season, finishing 2016 with a school-record 4,061 yards, which ranks No. 7 in Big Ten history...Ranks No. 2 in single-season passing yardage with a junior-record 3,570 yards, trailing only his 3,614 yards from 2016...Owns the single-season completions mark (284), passing McGloin (270; 2012) and Hackenberg (270; 2014)...Finished No. 2 on the single-season completion percentage charts (66.5), behind only Collins (66.7; 1994)...Finished the season ranked No. 3 on the single-season passing efficiency list (153.7)... Teamed with Saquon Barkley (18) as the third set of Penn Staters with 10-plus rushing touchdowns in a single season, joining Evan Royster (12) and Daryll Clark (10) in 2008 and Charlie Pittman (10) and Lydell Mitchell (10) in 1969...Tied with Michael Robinson (2005) for the most rushing touchdowns by a Penn State quarterback in a single season at 11...Is No. 16 on Penn State's single-season charts with 11 rushing touchdowns...

Finished No. 3 on the single-season quarterback rushing yards list with 491 yards and is only the second Penn State quarterback to rush for more than 400 yards in a single season...Ranks No. 15 on the single-season total touchdowns scored charts (11). **2016:** Ranks No. 7 on the completions charts (224) and No. 6 on the Penn State single-season pass attempts (387) list...Is No. 2 in Penn State single-season pass efficiency rating at 156.9 in 2016 (Collins, 172.86; 1994)...Ranks No. 3 at Penn State with 9.33 yards per pass attempt in a single-season...Owns the Penn State record for 300-yard passing games in a single-season record with five in 2016... Tied the Penn State record for 200-yard passing games in a season with 11 in 2016 to equal the mark first set by McGloin (2012)...Became just the fourth Penn State quarterback to lead his team to 10 wins (11-3) in his first year as the starting quarterback, joining Clark in 2008 (11-2), Tom Shuman in 1973 (12-0) and Chuck Burkhart in 1968 (11-0)...Broke the sophomore season passing record previously held by Hackenberg (2,977; 2014) with 3,614 passing yards...Had a then-school-record 3,979 yards of total offense, topping the mark of 3,220 by McGloin in the 2012 season... Ranks No. 9 in Big Ten season history with 3,979 yards of total offense... Threw 29 touchdown passes to rank tied for No. 8 in Big Ten season history.

Game: Records Set: Established a Nittany Lion record with 461 total yards against Ohio State (9/29/18), including 286 passing and 175 rushing... Completed 15-straight pass attempts at Northwestern (10/7/17) to break the Penn State record for consecutive completions, which was 14-straight completions by Collins at Minnesota in 1994...The 15 consecutive passes completed is tied for the third-most in a Big Ten Conference game with Purdue's Kyle Orton (at Wisconsin; 10/18/03)...Set the school record for passing yards in a first half with 258 yards vs. Georgia State (9/16/17). **Rankings:** Owns eight of the top 22 single-game passing marks...Ranks No. 4 in Penn State history with 384 yards vs. Wisconsin (12/3/16), a Big Ten Championship Game record...Threw for a then-junior single-game-record 381 yards at Michigan State (11/4/17), a total that sits No. 5 on Penn State's single-game list, surpassing Collins' 352 yards at Michigan State in 1993...Ranks No. 7 (376; Michigan State, 2016); No. 13 (342; vs. Washington, 2017), No. 17 (335; Minnesota, 2016), No. 18 (332; at Pittsburgh & at Indiana, 2016) and No. 22 (325; Nebraska, 2017)...Became the first Penn State quarterback with multiple 400-yard total offense games accounting for 402 total offense yards (342 passing, 60 rushing) vs. Washington in the 2017 PlayStation Fiesta Bowl to rank No. 4 on the single-game charts...Was just the third Penn State quarterback to register more than 400 yards of total offense in a game, logging 408 total offense yards (335 passing, 73 rushing) vs. Minnesota (10/1/16) to rank No. 3 all-time...Set the Big Ten Championship Game records for passing yards (384) and passing touchdowns (4) vs. Wisconsin (12/3/16). **Notable:** Became the first Big Ten quarterback since Ohio State's Braxton Miller (vs. Michigan, 2013) to throw for two touchdowns and rush for three scores in the same game (at Illinois, 9/21/18)...Rushed for 175 yards against Ohio State (9/29/18), the most by a Penn State quarterback since Eugene "Shorty" Miller (250 vs. Carnegie Tech) in 1913.

Bowl: Owns the career bowl passing records for yardage (738), completions (64) and touchdown passes (8) in three bowl games played...His 32 completions and 342 yards passing vs. Washington in the 2017 PlayStation Fiesta Bowl both rank No. 2 in a single bowl game behind Hackenberg's 34 completions and 371 passing yards in the 2014 New Era Pinstripe Bowl... Completed 78.0 percent of his passes (32-of-41) to set the single-game bowl completion percentage mark, passing Matt Knizner's previous mark of 72.7 percent (8-of-11) in the 1986 Orange Bowl...Ranks tied for No. 1 (4; 2017 Rose) and tied for No. 6 (2; 2017 Fiesta & 2016 TaxSlayer) on the single-game bowl passing touchdowns charts...Set the single-game bowl record with 402 yards of total offense in the 2017 PlayStation Fiesta Bowl.

» 2018

Awards: Postseason: Named second-team All-Big Ten by the league's coaches and media...Selected second-team All-Big Ten by the Associated Press...Accepted an invitation to play in the Reese's Senior Bowl...Is a Google Cloud/CoSIDA Academic All-District selection...Named a National Football Foundation Scholar-Athlete, the 18th in program history...Finalist for the Campbell Trophy...Academic All-Big Ten selection...Earned the team's Most Valuable Player, Captain's Award and Lions Pride Outstanding Senior awards at the team's awards banquet. **In-Season:** Finalist for the Johnny Unitas Golden Arm Award...Selected as a finalist for the Pop Warner National College Football Award...Semifinalist for the Maxwell Award (national player of the year)...Was a semifinalist for the Walter Camp Award...One of 20 semifinalists for the Jason Witten Collegiate Man

of the Year Award...Named to the Pro Football Focus Midseason All-Big Ten team...Named Rose Bowl Player of the Week and Senior Bowl Senior of the Week after the Ohio State (9/29) game...Named to the Pro Football Focus Big Ten Team of the Week following the Ohio State (9/29) game...Selected to the Pro Football Focus Big Ten Team of the Week following the Kent State (9/15) game. **Preseason:** Candidate for the 2018 Senior CLASS Award... Among the candidates on the preseason watch list for the Maxwell Award, Davey O'Brien Award (nation's top quarterback), Wuerffel Trophy (college football's premier award for community service) and Walter Camp Award (national player of the year).

Season: Made 12 starts...One of 10 Penn Staters to enter 2018 having already earned a degree...Graduated with his degree in accounting in May 2018...Is one of only five FBS quarterbacks with 2,000 passing and 700 rushing yards...Tied for the Penn State rushing touchdowns by a quarterback record (11).

Rankings: Leads Big Ten quarterbacks with 11 rushing touchdowns, ranking third overall in the conference and 44th in the FBS...Ranks No. 2 in the Big Ten with 13.05 yards per completion, good for No. 32 in the nation...Sits No. 3 in the Big Ten in points responsible for (162) and No. 4 in the conference in points responsible for per game (13.5)...Is No. 5 in the Big Ten and No. 45 in the country with 250.6 total yards per game.

Appalachian State (9/1): Completed 20-of-35 passes for 229 yards and a touchdown...Rushed for 53 yards and two touchdowns, his second career multi-rushing touchdown game...On the game-tying drive, completed 5-of-6 passes for 47 yards, ending with a 15-yard touchdown throw to KJ Hamler. **at Pittsburgh (9/8):** Threw for 145 yards while completing 14-of-30 passes...Threw for two scores, connecting with KJ Hamler on a 14-yard throw and Mac Hippenhammer on an 11-yard touchdown...Rushed for 36 yards, including a 4-yard touchdown run and a 20-yard run.

Kent State (9/15): Completed 11-of-22 passes for 229 yards and two scores...Added 54 yards and three touchdowns on the ground...Recorded his second game with at least three rushing touchdowns...Named the coaching staff's Offensive Player of the Week. **at Illinois (9/21):** Threw for 160 yards on 12-of-19 passing...Threw for three scores, his ninth game with three or more touchdown passes...Rushed for 92 yards on 15 carries...

Ohio State (9/29): Set a program record with 461 yards of total offense...Completed 16-of-32 passes for 286 yards and two scores...Set career highs with 25 carries for 175 yards, including a 51-yard run...Collected his first career game with 100 yards rushing. **Michigan State (10/13):** Threw for 192 yards, completing 19-of-32 passes...Connected with KJ Hamler for a 5-yard touchdown pass...Passed Christian Hackenberg (8,457; 2013-15) for the Penn State career passing yards record...Rushed for 37 yards on 13 carries. **at Indiana (10/20):** Threw for 220 yards, completing 19-of-36 passes...Connected with Juwan Johnson for a 59-yard pass...Rushed for 107 yards and two touchdowns on 19 carries...Posted his second career 100-yard rushing game...Became the first PSU player and 11th in Big Ten history with 10,000 total yards in his career. **Iowa (10/27):** Threw for 167 yards on 11 completions...Found Pat Freiermuth on an 18-yard touchdown pass...Rushed for 63 yards, including a 51-yard touchdown run, tying a career best...Collected his 20th career game with a passing and rushing touchdown...Named the coaching staff's Offensive Player of the Week.

at Michigan (11/3): Completed five passes for 83 yards...Connected on a 25-yard pass with Pat Freiermuth and a 20-yard pass with KJ Hamler...Passed the 9,000 career passing yard mark. **Wisconsin (11/10):** Completed 19-of-25 passes for 160 yards...Hit DeAndre Thompkins for a 14-yard touchdown pass...Completed passes to seven different receivers. **at Rutgers (11/17):** Earned his 30th career win as a starting quarterback, breaking the PSU career record...Threw for 183 yards...Connected with Pat Freiermuth on 6-and 18-yard touchdowns...Rushed for 39 yards on seven carries...Earned his 24th career game with multiple passing touchdowns. **Maryland (11/24):** Completed 12-of-22 passes for 230 yards and a touchdown...Hooked up with Pat Freiermuth for a 5-yard score...Rushed for 64 yards and two touchdowns on 11 carries...Recorded his 21st career game with a passing and rushing touchdown and his fifth with multiple rushing touchdowns...Earned the coaching staff's Offensive Player of the Week award.

» 2018 GAME-BY-GAME

Passing (Comp.-Att.-Yds.-TD-INT)

APPALACHIAN STATE 20-35-229-1-0; at Pittsburgh 14-30-145-2-0; KENT STATE 11-22-229-2-1; at Illinois 12-19-160-3-1; OHIO STATE 16-32-286-2-0; MICHIGAN STATE 19-32-192-1-0; at Indiana 19-36-220-0-1; IOWA 11-25-167-1-1; at Michigan 5-13-83-0-1; WISCONSIN 19-25-160-1-0; at Rutgers 17-37-183-2-1; MARYLAND 12-22-230-1-0.

» MCSORLEY'S CAREER PASSING STATISTICS & GAME HIGHS

	C-A	Yds.	%	TD-INT	YPG	LG
2015	20-40	185	50.0	2-0	26.4	21
2016	224-387	3,614	57.9	29-8	258.1	80
2017	284-427	3,570	66.5	28-10	274.6	85
2018	175-328	2,284	53.3	16-6	190.3	93
CAREER	703-1,182	9,653	59.5	75-24	209.8	93

Pass Completions 32; vs. Washington, 12/30/17
Pass Attempts 48; at Iowa, 9/23/17
Passing Yards 384; vs. Wisconsin, 12/3/16
Passing Touchdowns 4; Three Times: Last Georgia State, 9/16/17
Long Pass 93 yards; Ohio State, 9/29/18

200-yard Passing Games 27; Last Maryland (230), 11/24/18
300-yard Passing Games 10; Last vs. Washington (342), 12/30/17
2 or More Passing Touchdowns 24 games; Last at Rutgers (2), 11/17/18
3 or More Passing Touchdowns 9 games; Last at Illinois (3), 9/21/18
4 or More Passing Touchdowns 3 games; Last Georgia State, 9/16/17

» 2018 GAME-BY-GAME

Rushing (Carries-Yards-TD)

APPALACHIAN STATE 12-53-2; at Pittsburgh 5-36-1; KENT STATE 9-54-3; at Illinois 15-92-0; OHIO STATE 25-175-0; MICHIGAN STATE 13-37-0; at Indiana 19-107-2; IOWA 12-63-1; at Michigan 12-(6)-0; WISCONSIN 11-9-0; at Rutgers 7-39-0; MARYLAND 11-64-2.

» MCSORLEY'S CAREER OFFENSIVE STATISTICS & GAME HIGHS

	Att.-Yds.	Avg.	TD	LG	Rec.-Yds.	Avg.	TD	LG
2015	13-43	3.3	-	14	-	-	-	-
2016	146-365	2.5	7	26	-	-	-	-
2017	144-491	3.4	11	36	-	-	-	-
2018	151-723	4.8	11	51	-	-	-	-
CAREER	454-1,622	3.6	29	51	-	-	-	-

Rush Attempts 25; Ohio State, 9/29/18
Rush Yards 175; Ohio State, 9/29/18
Rushing Touchdowns 3; Twice: Last Kent State, 9/15/18
Long Rush 51 yards; Twice: Last Iowa, 10/27/18

100-yard Rushing Games 2; Last at Indiana (107), 10/20/18
Games with 2 or More Rushing Touchdowns 5; Last Maryland (2), 11/24/18
Games with 3 or More Rushing Touchdowns 2; Last Kent State (3), 9/21/18
Games with Both Rushing and Passing TD 20; Last Iowa, 10/27/18

Total Offense Yards 461; Ohio State, 9/29/18
All-Purpose Yards 175; Ohio State, 9/29/18

NOTE: Has three career tackle (one vs. Michigan, 2017; one vs. Kent State, 2018; one vs. Illinois, 2018).



MICHAL MENET 62
 Offensive Line | 6-4 | 306
 Junior/Sophomore
 Birdsboro, Pa./Exeter Township Senior
 Major: Psychology


» 2018

Awards: Named to the Pro Football Focus Big Ten Team of the Week following the Wisconsin (11/10) game.

Season: Made 11 starts at center...One of 19 players to make their first career start this year.

Appalachian State (9/1): Helped the Nittany Lion offense to 434 yards, including 204 on the ground...Cleared the way for five rushing touchdowns, including two by Trace McSorley and two by Miles Sanders... Helped McSorley to collect his 17th game with a passing and a rushing touchdown...Sanders had 91 yards, while Ricky Slade scored his first career touchdown on a 27-yard run. **at Pittsburgh (9/8):** Part of an offensive line that aided the Nittany Lions to 390 total yards...Led the way for 211 yards on the ground and three rushing touchdowns...Protected McSorley as he earned his 18th game with a passing and a rushing touchdown...

Helped Miles Sanders collect his first career 100-yard game. **Kent State (9/15):** Led the way as the Nittany Lions totaled 643 yards, PSU's most in a game since 1995...Helped Trace McSorley to find the end zone three times on the ground and connect on two passing touchdowns...Aided the Nittany Lions to six rushing touchdowns and three through the air. **at Illinois (9/21):** Paved the way as the Nittany Lions gained 591 yards, including 387 on the ground, PSU's third-highest total in a Big Ten game in program history...Helped Miles Sanders to become the sixth Nittany Lion to rush for 200 yards and three touchdowns in a game...Aided Sanders, Ricky Slade (94 yards) and Trace McSorley (92) to then-career highs on the ground...Helped McSorley record his ninth game with three or more touchdown passes. **Ohio State (9/29):** Helped the Nittany Lions to 492 total yards, including 206 on the ground and 286 in the air...Led the way as Trace McSorley set a program record with 461 yards of total offense...Paved the way for McSorley to rush for a career-high 175 yards and KJ Hamler to earn his first 100-yard receiving game. **Michigan State (10/13):** Helped the Penn State offense to 397 total yards, including 205 on the ground against the nation's No. 1 rush defense...Led the way for Miles Sanders' third 100-yard game of the season...Helped Sanders to runs of 48 and 78 yards...Aided Trace McSorley to post his 34th-straight game with a passing touchdown. **at Indiana (10/20):** Helped the Nittany Lions to post 417 total yards, including 243 through the air...Led the way as Trace McSorley recorded his second career 100-yard rushing game with two rushing touchdowns...Paved the way for Miles Sanders' 126 all-purpose yards, including 72 yards and a touchdown on the ground... Helped McSorley to post his 26th career 200-yard passing game. **Iowa (10/27):** Led the way as Penn State gained 312 total yards, including 118 rushing...Helped Trace McSorley to post his 20th career game with a passing and a rushing touchdown, including a 51-yard touchdown run in the third quarter, only the second run of 20 or more yards allowed by Iowa this season. **at Michigan (11/3):** Helped Tommy Stevens to rush for an 8-yard touchdown...Blocked for Trace McSorley as he reached the 9,000 career passing yards mark. **Wisconsin (11/10):** Helped the Nittany Lions to compile 343 total yards, including 183 on the ground...Paved the way for Miles Sanders' fourth 100-yard game of the season with 159 yards and a touchdown...Protected Trace McSorley as he completed 19-of-25 passes for 160 yards and a score. **at Rutgers (11/17):** Led the way as the Nittany Lions tallied 322 total yards, including 183 through the air...Protected Trace McSorley, who completed 17 passes, including two touchdown throws to Pat Freiermuth...Helped McSorley to earn his program-record 30th win as starting quarterback.



JARVIS MILLER 9
 Linebacker | 6-2 | 219
 Senior/Junior
 Suffield, Conn./Windsor Locks/Suffield/East Granby
 Major: Criminology

» 2018

Season: Appeared in 11 games...One of 22 players to have earned their degree entering the 2019 Citrus Bowl...Graduated with a degree in criminology.

Appalachian State (9/1): Made two stops, including one for loss. **at Pittsburgh (9/8):** Assisted on a tackle and recovered a fumble on a botched punt attempt. **Kent State (9/15):** Assisted on one tackle. **at Illinois (9/21):** Recorded one tackle. **at Indiana (10/20):** Posted one tackle. **Iowa (10/27):** Assisted on a tackle on a punt return. **at Michigan (11/3):** Registered one tackle.

» 2018 GAME-BY-GAME

Tackles (Solo-Assisted-Total)

APPALACHIAN STATE 1-1-2; at Pittsburgh 0-1-1; KENT STATE 0-1-1; at Illinois 1-0-1; OHIO STATE 0-0-0; MICHIGAN STATE 0-0-0; at Indiana 0-1-1; IOWA 0-1-1; at Michigan 1-0-1; WISCONSIN 0-0-0; at Rutgers DNP; MARYLAND 0-0-0.

» J. MILLER'S CAREER STATISTICS & GAME HIGHS

	UA-A	TK	FF	FR	I	PBU	SACK	TFL
2016	2-3	5	-	-	-	-	-	-
2017	5-5	10	-	-	-	1	1.0-1	1.0-1
2018	3-5	8	-	1	-	-	-	1.0-6
CAREER	10-13	23	-	1	-	1	1.0-1	2.0-7

Tackles5; Akron, 9/2/17
Sacks1.0; Akron, 9/2/17
Tackles for Loss1.0; Twice: Last vs. Appalachian State, 9/1/18
Pass Breakups1; at Northwestern, 10/7/18
Fumble Recoveries1; at Pittsburgh, 9/8/18



SHAREEF MILLER 48
 Defensive End | 6-5 | 259
 Senior/Junior
 Philadelphia, Pa./George Washington
 Major: Rehabilitation & Human Services

» 2018
Awards: Voted third-team All-Big Ten by the league's coaches and media...Voted the team's Co-Most Valuable Defensive Player, sharing with Amani Oruwariye, at the team's awards banquet...Among the candidates on the preseason watch list for the Bednarik Award, given to the national defensive player of the year.

Season: Made 12 starts.
Rankings: Ranks No. 10 in the Big Ten with 0.58 sacks per game.

Appalachian State (9/1): Recorded three tackles and a tackle for loss... Named the coaching staff's Defensive Player of the Week. **at Pittsburgh (9/8):** Made two tackles for loss, including a solo sack. **Kent State (9/15):** Recorded a career-best three tackles for loss and tied a career high with two sacks...Named the coaching staff's Defensive Player of the Week. **at Illinois (9/21):** Had two QB hurries. **Ohio State (9/29):** Recorded five tackles...Made three solo stops...Assisted on a tackle for loss. **Michigan State (10/13):** Recorded two solo tackles, both for loss...Registered a sack and a QB hurry. **Iowa (10/27):** Collected two tackles and a QB hurry. **at Michigan (11/3):** Made four stops, including two solo. **Wisconsin (11/10):** Recorded three tackles, all solo...Matched a career high with two sacks...Recovered a fumble and returned it 7 yards. **at Rutgers (11/17):** Made a career-best seven tackles...Registered 2.5 tackles for loss, including a solo sack...Named the coaching staff's Defensive Player of the Week. **Maryland (11/24):** Collected two solo tackles...Had one tackle for loss.

» 2018 GAME-BY-GAME

Tackles (Solo-Assisted-Total)
 APPALACHIAN STATE 1-2-3; at Pittsburgh 2-0-2; KENT STATE 3-0-3; at Illinois 0-0-0; OHIO STATE 3-2-5; MICHIGAN STATE 2-0-2; at Indiana 0-0-0; IOWA 2-0-2; at Michigan 2-2-4; WISCONSIN 3-0-3; at Rutgers 2-5-7; MARYLAND 2-0-2.

» S. MILLER'S CAREER STATISTICS & GAME HIGHS

	UA-A	TK	FF	FR	I	PBU	SACK	TFL
2016	13-9	22	1	-	-	-	2.0-18	5.5-27
2017	20-17	37	-	1	-	-	5.0-30	11.0-51
2018	22-11	33	-	1	-	-	7.0-59	14.0-75
CAREER	55-37	92	1	2	-	-	14.0-107	30.5-153

Tackles7; at Rutgers, 11/17/18
Sacks2.0; Three Times: Last Wisconsin, 11/10/18
Tackles for Loss3.0; Kent State, 9/15/18
Forced Fumbles1; at Indiana, 11/12/16
Fumble Recoveries1; Twice: Last Wisconsin, 11/10/18



MIKE MIRANDA 73
 Offensive Line | 6-3 | 303
 Sophomore/Freshman
 Stow, Ohio/Stow-Munroe Falls
 Major: Division of Undergraduate Studies

» 2018
Season: Appeared in 12 games, including one start at right guard...One of 40 players to make their Penn State debut this season...One of 19 players to make their first career start this year.

Appalachian State (9/1): Made his first career appearance, appearing on special teams. **at Pittsburgh (9/8):** Saw time on special teams. **Kent State (9/15):** Saw playing time on offense and special teams. **at Illinois (9/21):** Saw game action on offense and special teams.

Ohio State (9/29): Saw playing time on special teams. **Michigan State (10/13):** Earned time on special teams. **at Indiana (10/20):** Saw action on special teams. **Iowa (10/27):** Received playing time on special teams. **at Michigan (11/3):** Saw playing time on special teams. **Wisconsin (11/10):** Earned playing time on offense and special teams. **at Rutgers (11/17):** Saw action on special teams. **Maryland (11/24):** Led the way as the Nittany Lions compiled 565 total yards, its third 500-yard performance this season...Helped PSU to rush for 310 yards and four touchdowns, including two each by Trace McSorley and Ricky Slade...Paved the way for Miles Sanders' 128 rushing yards.



AYRON MONROE 23
 Safety | 5-11 | 207
 Senior/Junior
 Largo, Md./Saint Johns College H.S.
 Major: Information Sciences & Technology

» 2018
Season: Appeared in 12 games.
Appalachian State (9/1): Played on defense and special teams. **at Pittsburgh (9/8):** Recorded two tackles, one solo...Made his first career fumble recovery. **Kent State (9/15):** Made three stops, with two solo. **at Illinois (9/21):** Saw time on defense, assisting on a tackle. **Ohio State (9/29):** Saw action on special teams. **Michigan State (10/13):** Earned playing time on special teams. **at Indiana (10/20):** Saw playing time on special teams. **Iowa (10/27):** Registered two tackles, including one solo. **at Michigan (11/3):** Earned playing time on defense and special teams. **Wisconsin (11/10):** Assisted on a tackle on a kick return. **at Rutgers (11/17):** Earned action on special teams. **Maryland (11/24):** Recorded a sack in the fourth quarter...Set a career high for sacks and tied a career best for tackles for loss.

» 2018 GAME-BY-GAME

Tackles (Solo-Assisted-Total)
 APPALACHIAN STATE 0-0-0; at Pittsburgh 1-1-2; KENT STATE 2-1-3; at Illinois 0-1-1; OHIO STATE 0-0-0; MICHIGAN STATE 0-0-0; at Indiana 0-0-0; IOWA 1-1-2; at Michigan 0-0-0; WISCONSIN 0-1-1; at Rutgers 0-0-0; MARYLAND 1-0-1.

» MONROE'S CAREER STATISTICS & GAME HIGHS

	UA-A	TK	FF	FR	I	PBU	SACK	TFL
2016	3-9	12	-	-	-	1	-	-
2017	8-10	18	-	-	-	1	0.5-2	1.5-5
2018	5-5	10	-	1	-	-	1.0-3	1.0-3
CAREER	16-24	40	-	1	-	2	1.5-5	2.5-8

Tackles7; Rutgers, 11/11/17
Tackles for Loss1.0; Twice: Last Maryland, 11/24/18
Sacks1.0; Maryland, 11/24/18
Pass Breakups1; Twice: Last Georgia State, 9/16/17
Fumble Recoveries1; at Pittsburgh, 9/8/18



PJ MUSTIPHER 93
 Defensive Tackle | 6-4 | 305
 Freshman/Freshman
 Owings Mills, Md./McDonogh School
 Major: Division of Undergraduate Studies

» 2018
Season: Appeared in 11 games...One of 16 true freshmen to make their debut this year...One of 40 players to make their Penn State debut this season.

Appalachian State (9/1): Made his first career appearance...Assisted on a tackle. **at Pittsburgh (9/8):** Made two stops, including one solo tackle. **Kent State (9/15):** Recorded a solo tackle. **at Illinois (9/21):** Made two tackles, including a solo stop. **Michigan State (10/13):** Assisted on two tackles. **at Indiana (10/20):** Recorded his first career forced fumble in the third quarter...Added a solo tackle. **at Michigan (11/3):** Assisted on one tackle. **Wisconsin (11/10):** Collected two tackles, one solo...Added a QB hurry. **at Rutgers (11/17):** Recorded a solo tackle. **Maryland (11/24):** Made a solo tackle for loss.


» 2018 GAME-BY-GAME

Tackles (Solo-Assisted-Total)
 APPALACHIAN STATE 0-1-1; at Pittsburgh 1-1-2; KENT STATE 1-0-1; at Illinois 1-1-2; OHIO STATE DNP; MICHIGAN STATE 0-2-2; at Indiana 1-0-1; IOWA 0-0-0; at Michigan 0-1-1; WISCONSIN 1-1-2; at Rutgers 1-0-1; MARYLAND 1-0-1.

» MUSTIPHER'S CAREER STATISTICS & GAME HIGHS

	UA-A	TK	FF	FR	I	PBU	SACK	TFL
2018	7-7	14	1	-	-	-	-	1.0-3
CAREER	7-7	14	1	-	-	-	-	1.0-3

Tackles2; Four Times: Last Wisconsin, 11/10/18
Tackles for Loss1.0; Maryland, 11/24/18
Forced Fumbles1; at Indiana, 10/20/18



AMANI ORUWARIYE 21
 Cornerback | 6-1 | 201
 Graduate/Senior
 Tampa, Fla./Gaither
 Major: Journalism (2nd degree)

» 2018
Awards: Earned a first-team All-Big Ten selection by the league's coaches and media...Selected first-team All-Big Ten by the Associated Press...Named All-Big Ten by ESPN...Accepted an invitation to play in the Reese's Senior Bowl...Named the team's Co-Most Valuable Defensive Player, with Shareef Miller, at the team's awards banquet...Is a semifinalist for the Jim Thorpe Award...Named to the Pro Football Focus Midseason All-Big Ten team...Selected to Pro Football Focus National and Big Ten Teams of the Week following the Pittsburgh (9/8) game.

Season: Made 12 starts...One of 19 players to make their first career start this year...One of 22 players to have earned their degree entering the 2019 Citrus Bowl...Graduated with his degree in telecommunications in December 2017...Graduated in December 2018 with a degree in broadcast journalism.

Rankings: Ranks No. 3 in the Big Ten and No. 17 in the nation with 1.3 passes defended per game...Is No. 8 in the Big Ten and No. 49 in the FBS with three interceptions.

Appalachian State (9/1): Made his first career start...Recorded seven tackles...Sealed the game with an interception in overtime, his sixth career pick, his third-straight season opener with a pick...Forced the first fumble of his career. **at Pittsburgh (9/8):** Made three solo tackles...Picked off a pass in the first quarter, marking the second time in his career he made interceptions in back-to-back games...Broke up two passes...Named the coaching staff's Defensive Player of the Week. **Kent State (9/15):** Collected three tackles, including his first career tackle for loss...Added two pass breakups. **at Illinois (9/21):** Recorded three tackles...Broke up one pass. **Ohio State (9/29):** Made four stops, including three solo. **Michigan State (10/13):** Collected four tackles...Broke up four passes. **at Indiana (10/20):** Recorded a career-best nine tackles. **Iowa (10/27):** Registered six tackles, including three solo...Added two pass breakups. **at Michigan (11/3):** Collected two solo tackles. **Wisconsin (11/10):** Made four stops,

all solo...Intercepted a pass in the second quarter. **at Rutgers (11/17):** Assisted on a tackle. **Maryland (11/24):** Registered three solo tackles...Tied a career high with a full tackle for loss...Added a pass breakup.

» 2018 GAME-BY-GAME

Tackles (Solo-Assisted-Total)

APPALACHIAN STATE 7-0-7; at Pittsburgh 3-0-3; KENT STATE 2-1-3; at Illinois 1-2-3; OHIO STATE 3-1-4; MICHIGAN STATE 4-0-4; at Indiana 6-3-9; IOWA 3-3-6; at Michigan 2-0-2; WISCONSIN 4-0-4; at Rutgers 0-1-1; MARYLAND 3-0-3.

ORUWARIYE'S CAREER STATISTICS & GAME HIGHS

	UA-A	TK	FF	FR	I	PBU	SACK	TFL
2015	1-4	5	-	-	-	1	-	-
2016	13-10	23	-	-	1	1	-	-
2017	19-9	28	-	-	4	8	-	-
2018	38-11	49	1	-	3	12	-	2.0-6
CAREER	71-34	105	1	-	8	22	-	2.0-6

Tackles9; at Indiana, 10/20/18
Tackles for Loss 1.0; Twice: Last Maryland, 11/24/18
Interceptions 1; Eight Times: Last Wisconsin, 11/10/18
Long Interception Return 30 yards; Kent State, 9/3/16
Pass Breakups 5; at Michigan State, 11/4/17
Forced Fumbles 1; Appalachian State, 9/1/18
NOTE: Has one career touchdown - a 30-yard interception return vs. Kent State (2016).



JAYSON OWEH 28
 Defensive End | 6-5 | 247
 Freshman/Freshman
 Howell, N.J./Blair Academy
 Major: Division of Undergraduate Studies

» 2018

Season: Appeared in four games...One of 16 true freshmen to make their debut this year...One of 40 players to make their Penn State debut this season.

Kent State (9/15): Made his first career appearance...Recorded three tackles, including two sacks...Added a QB hurry. **at Illinois (9/21):** Saw playing time on defense. **at Rutgers (11/17):** Earned playing time on defense. **Maryland (11/24):** Recorded a solo tackle.

» 2018 GAME-BY-GAME

Tackles (Solo-Assisted-Total)

APPALACHIAN STATE DNP; at Pittsburgh DNP; KENT STATE 3-0-3; at Illinois 0-0-0; OHIO STATE DNP; MICHIGAN STATE DNP; at Indiana DNP; IOWA DNP; at Michigan DNP; WISCONSIN DNP; at Rutgers 0-0-0; MARYLAND 1-0-1.

» OWEH'S CAREER STATISTICS & GAME HIGHS

	UA-A	TK	FF	FR	I	PBU	SACK	TFL
2018	4-0	4	-	-	-	-	2.0-11	2.0-11
CAREER	4-0	4	-	-	-	-	2.0-11	2.0-11

Tackles3; Kent State, 9/15/18
Sacks 2.0; Kent State, 9/15/18
Tackles for Loss 2.0; Kent State, 9/15/18



MICAH PARSONS 11
 Linebacker | 6-3 | 237
 Freshman/Freshman
 Harrisburg, Pa./Harrisburg
 Major: Liberal Arts

» 2018

Awards: Selected Freshman All-America by The Athletic, 247Sports and ESPN...Was an honorable-mention All-Big Ten selection by the media...Named to ESPN's Midseason Freshman All-America Team...Selected Midseason Freshman All-America by 247Sports.com.

Season: Appeared in 12 games, including one start...One of 19 players to make their first career start this year...One of 16 true freshmen to make their debut this year...One of 40 players to make their Penn State debut this season...Against Rutgers (11/17), became the first Penn State freshman to start at linebacker since Cam Brown in 2016.

Appalachian State (9/1): Made his first career appearance, seeing time on defense and special teams...Assisted on four tackles and recovered an on-side kick. **at Pittsburgh (9/8):** Tied for a team high with seven

tackles...Made five solo stops...Helped to cause a fumble on a muffed punt in the second quarter. **Kent State (9/15):** Recorded five tackles, with two solo...Assisted on a tackle for loss and contributed a QB hurry. **at Illinois (9/21):** Collected six tackles...Made five solo stops. **Ohio State (9/29):** Assisted on a sack...Added a QB hurry. **Michigan State (10/13):** Posted five tackles, including four solo...Contributed a QB hurry. **at Indiana (10/20):** Registered a career-high eight tackles, including seven solo. **Iowa (10/27):** Made seven stops, including three solo...Added a QB hurry. **at Michigan (11/3):** Tied a career high with eight tackles, including four solo. **Wisconsin (11/10):** Recorded seven tackles, including three solo. **at Rutgers (11/17):** Collected seven tackles, including five solo...Had two tackles for loss, including a strip-sack in the first quarter. **Maryland (11/24):** Made four solo tackles...Had a solo tackle for loss.

» 2018 GAME-BY-GAME

Tackles (Solo-Assisted-Total)

APPALACHIAN STATE 0-4-4; at Pittsburgh 5-2-7; KENT STATE 2-3-5; at Illinois 5-1-6; OHIO STATE 0-1-1; MICHIGAN STATE 1-4-5; at Indiana 7-1-8; IOWA 3-4-7; at Michigan 4-4-8; WISCONSIN 3-4-7; at Rutgers 5-2-7; MARYLAND 4-0-4.

» PARSONS' CAREER STATISTICS & GAME HIGHS

	UA-A	TK	FF	FR	I	PBU	SACK	TFL
2018	39-30	69	1	-	-	-	1.5-12	4.0-20
CAREER	39-30	69	1	-	-	-	1.5-12	4.0-20

Tackles8; Twice: Last at Michigan, 11/3/18
Sacks 1.0; at Rutgers, 11/17/18
Tackles for Loss 2.0; at Rutgers, 11/17/18
Forced Fumbles 1; at Rutgers, 11/17/18



JOHN PETRISHEN 16
 Safety | 6-0 | 202
 Senior/Junior
 Lower Burrell, Pa./Pittsburgh Central Catholic
 Major: Communication Arts & Sciences

» 2018

Season: Appeared in 12 games.

Appalachian State (9/1): Played on special teams. **at Pittsburgh (9/8):** Saw time on special teams. **Kent State (9/15):** Earned playing time on defense and special teams. **at Illinois (9/21):** Saw time on special teams...Assisted on a tackle on a kickoff...Named the coaching staff's Special Teams Player of the Week. **Ohio State (9/29):** Saw playing time on special teams. **Michigan State (10/13):** Earned action on special teams. **at Indiana (10/20):** Recorded a tackle on a kickoff return. **Iowa (10/27):** Received playing time on special teams. **at Michigan (11/3):** Earned playing time on special teams. **Wisconsin (11/10):** Made a tackle on a kickoff return. **at Rutgers (11/17):** Saw playing time on special teams. **Maryland (11/24):** Registered a solo tackle on kickoff coverage.

» 2018 GAME-BY-GAME

Tackles (Solo-Assisted-Total)

APPALACHIAN STATE 0-0-0; at Pittsburgh 0-0-0; KENT STATE 0-0-0; at Illinois 0-1-1; OHIO STATE 0-0-0; MICHIGAN STATE 0-0-0; at Indiana 1-0-1; IOWA 0-0-0; at Michigan 0-0-0; WISCONSIN 1-0-1; at Rutgers 0-0-0; MARYLAND 1-0-1.

» PETRISHEN'S CAREER STATISTICS & GAME HIGHS

	UA-A	TK	FF	FR	I	PBU	SACK	TFL
2016				DNP				
2017	2-1	3	-	-	-	-	-	1.0-2
2018	3-1	4	-	-	-	-	-	-
CAREER	5-2	7	-	-	-	-	-	1.0-2

Tackles2; Georgia State, 9/16/17
Tackles for Loss 1.0; Georgia State, 9/16/17



JAKE PINEGAR 92
 Kicker | 6-2 | 195
 Freshman/Freshman
 Ankeny, Iowa/Ankeny Centennial
 Major: Division of Undergraduate Studies

» CAREER NOTES & RECORDS

Career: Is No. 15 on the career extra points made list with 50...Ranks No. 10 in extra point percentage (.962).

Season: Ranks tied for No. 14 on Penn State's single-season field goal percentage list, making 71.4 of his field goal attempts...Sits No. 6 in extra points made in a season with 50.

» 2018

Season: Made 12 starts as placekicker...One of 16 true freshmen to make their debut this year...One of 40 players to make their Penn State debut this season...One of 19 players to make their first career start in 2018.

Rankings: Ranks No. 2 in the Big Ten in scoring (7.9 points per game) and total points (95)...Is No. 4 in the conference in field goals made per game (1.25).

Appalachian State (9/1): Earned his first career start...Connected on his only field goal attempt, a 32-yard kick in the second quarter...Hit all six extra point attempts...Named the coaching staff's Special Teams Player of the Week. **at Pittsburgh (9/8):** Made all seven extra point attempts. **Kent State (9/15):** Converted all nine extra point attempts. **at Illinois (9/21):** Made all nine extra point attempts. **Ohio State (9/29):** Connected on two field goals, hitting from 34 and 39 yards...Hit both of his extra point attempts...Converted a 20-yard field goal in the fourth quarter. **at Indiana (10/20):** Made both of his field goal attempts, converting 27- and 32-yard kicks...Made three extra points. **Iowa (10/27):** Made a career-best three field goals, converting 45-49- and 44-yard kicks...Became the first PSU kicker since Sam Ficken vs. Maryland in 2014 to hit three field goals over 40 yards and hit the longest field goal since Ficken vs. Temple in 2014...Hit a 49-yard field goal in the third quarter, the longest of his career...Converted all three extra point attempts...Named the coaching staff's Special Teams Player of the Week. **at Michigan (11/3):** Converted his only extra point attempt. **Wisconsin (11/10):** Matched a career high with three field goals...Hit from 49-, 42-and 23-yard field goals...Tied a career high 49-yard field goal in the first quarter...Attempted five field goals, a career best, and converted one extra point attempt. **at Rutgers (11/17):** Converted both of his field goal attempts, hitting 22- and 19-yard attempts...Hit both of his extra point attempts. **Maryland (11/24):** Hit a 25-yard field goal...Converted all five extra point attempts...Made a tackle on kickoff coverage...Named the coaching staff's Special Teams Player of the Week.

» PINEGAR'S CAREER SCORING STATISTICS & GAME HIGHS

	FGM-A	%	0-19	20-29	30-39	40-49	50+	LG	XP	PTS
2018	15-21	71.4	1-1	5-5	4-5	5-10	-	49	50-52	95
CAREER	15-21	71.4	1-1	5-5	4-5	5-10	-	49	50-52	95

Points Scored 12; Iowa, 10/27/18
PATs Made 9; Twice: Last at Illinois, 9/21/18
PATs Attempted 9; Twice: Last at Illinois, 9/21/18
Field Goals Made 3; Twice: Last Wisconsin, 11/10/18
Field Goals Attempted 5; Wisconsin, 11/10/18
Longest Field Goal 49 yards; Twice: Last Wisconsin, 11/10/18

» PINEGAR'S CAREER KICKOFF STATISTICS & GAME HIGHS

	KO	Yds.	Avg.	TB	OB
2018	3	184	61.3	0	0
CAREER	3	184	61.3	0	0

Kickoffs 3; Maryland, 11/24/18
Kickoff Yards 184; Maryland, 11/24/18
Kickoff Average 61.3; Maryland, 11/24/18

NOTE: Has one career tackle (vs. Maryland, 2018).



BRANDON POLK 10
Wide Receiver | 5-9 | 180
Senior/Junior
Ashburn, Va./Briar Woods
Major: Criminology

» 2018
Season: Appeared in nine games, making seven starts.

Appalachian State (9/1): Caught two passes for 19 yards...Made a key 10-yard grab on fourth-and-2 on PSU's game-tying drive in the fourth quarter. **at Pittsburgh (9/8):** Made two grabs for 45 yards...Connected with Sean Clifford for a 34-yard score in the fourth quarter. **Kent State (9/15):** Caught two passes for a career-high 55 yards...Hauled in a career-long 41-yard touchdown. **Ohio State (9/29):** Made a 20-yard grab. **Michigan State (10/13):** Hauled in two catches for 23 yards.

» 2018 GAME-BY-GAME
Receiving (Receptions-Yards-TD)
APPALACHIAN STATE 2-19-0; at Pittsburgh 2-45-1; KENT STATE 2-55-1; at Illinois 0-0-0; OHIO STATE 1-20-0; MICHIGAN STATE 2-23-0; at Indiana 0-0-0; IOWA 0-0-0; at Michigan 0-0-0; WISCONSIN DNP; at Rutgers 0-0-0; MARYLAND DNP.

» POLK'S CAREER STATISTICS & GAME HIGHS

	Att.-Yds.	Avg.	TD	LG	Rec.-Yds.	Avg.	TD	LG
2015	18-159	8.8	1	33	6-57	9.5	1	39
2016	-	-	-	-	2-18	9.0	-	14
2017	-	-	-	-	10-130	13.0	1	23
2018	-	-	-	-	9-162	18.0	2	41
CAREER	18-159	8.8	1	33	29-367	13.6	4	41

Rushing Attempts 3; Three Times: Last vs. Georgia, 1/2/16
Rushing Yards 50; at Temple, 9/5/15
Rushing Touchdowns 1; Buffalo, 9/12/15
Longest Rush 33 yards; at Temple, 9/5/15
Receptions 3; at Northwestern, 10/7/17
Receiving Yards 55; Kent State, 9/15/18
Receiving Touchdowns 1; Four Times: Last Kent State, 9/15/18
Longest Reception 41 yards; Kent State, 9/15/18


All-Purpose Yards 89; at Ohio State, 10/17/15
NOTE: Has 14 career kickoff returns for 304 yards (21.7 ypr)...Has two career tackles (at Illinois and at Indiana, 2018)



EVAN PRESTA 58
Defensive Tackle | 6-3 | 279
Sophomore/Freshman
Erie, Pa./Cathedral Prep
Major: Division of Undergraduate Studies

» 2018
Season: Made one appearance...One of 40 players to make their Penn State debut this season.

Kent State (9/15): Saw time on defense. **Iowa (10/27):** Named the coaching staff's Scout Team Defensive Player of the Week.



JOHN REID 29
Cornerback | 5-10 | 185
Senior/Junior
Mount Laurel, N.J./St. Joseph's Prep (Pa.)
Major: Data Sciences

» 2018
Awards: Earned honorable-mention All-Big Ten selections by the league's coaches and media...Is a nominee for the Mayo Clinic Comeback Player of the Year.

Season: Made 10 starts.

Appalachian State (9/1): Recorded a solo tackle and a QB hurry. **at Illinois (9/21):** Broke up a pass in the first quarter. **Ohio State (9/29):** Made three tackles...Broke up a pass. **Michigan State (10/13):** Collected four tackles, including two solo...Broke up a pass. **at Indiana (10/20):** Registered a career-high eight tackles, making six solo stops. **Iowa (10/27):** Intercepted a pass in the second quarter, returning it 44 yards, a career-best return...Assisted on a tackle and broke up three passes...

Added a QB hurry. **at Michigan (11/3):** Broke up two passes. **Wisconsin (11/10):** Collected two solo tackles, including one for loss. **at Rutgers (11/17):** Made three stops, including one solo...Intercepted a pass in the second quarter. **Maryland (11/24):** Had two solo tackles.

» 2018 GAME-BY-GAME
Tackles (Solo-Assisted-Total)
APPALACHIAN STATE 1-0-1; at Pittsburgh DNP; KENT STATE DNP; at Illinois 0-0-0; OHIO STATE 3-0-3; MICHIGAN STATE 2-2-4; at Indiana 6-2-8; IOWA 0-1-1; at Michigan 0-0-0; WISCONSIN 2-0-2; at Rutgers 1-2-3; MARYLAND 2-0-2.

» REID'S CAREER STATISTICS & GAME HIGHS

	UA-A	TK	FF	FR	I	PBU	SACK	TFL
2015	18-11	29	1	1	2	5	-	1.0-2
2016	23-13	36	-	1	1	9	0.5-3	5.0-19
2017	-	-	-	-	-	-	-	-
2018	17-7	24	-	-	2	8	-	1.0-2
CAREER	58-31	89	1	2	5	22	0.5-3	7.0-23

Tackles 8; at Indiana, 10/20/18
Sacks 0.5; Kent State, 9/3/16
Tackles for Loss 2.0; at Rutgers, 11/19/16
Forced Fumbles 1; vs. Maryland, 10/24/15
Fumble Recoveries 1; Twice: Last at Pittsburgh, 9/10/16
Interceptions 1; Five Times: Last at Rutgers, 11/17/18
Long Interception Return 44 yards; Twice: Last Iowa, 10/27/18
Pass Breakups 3; Iowa, 10/27/18

NOTE: Owns 22 career punt returns for 166 yards (7.5 ypr), all coming in 20.



MILES SANDERS 24
Running Back | 5-11 | 207
Junior/Junior
Pittsburgh, Pa./Woodland Hills
Major: Recreation, Parks and Tourism Management

» CAREER NOTES & RECORDS
Career: Became the 45th player in program history to rush for more than 1,000 yards...Ranks 27th all-time with 1,598 rushing yards.

Season: 2018: Earned the program's 26th individual 1,000-yard rushing season (2018)...Is the 16th 1,000-yard rusher in program history... Has the 14th-most rushing yards in a PSU single season. 2016: Owns the Penn State season record with 33 kickoff returns in 2016, passing former teammate Grant Haley's mark of 32 from 2014...Ranks No. 2 on the school season list with 688 kickoff return yards in 2016 behind Chaz Powell (733 yards; 2011).

Game: Became the 28th player in program history to rush for 200 yards against Illinois (9/21)...One of six players in program history (nine occasions) to rush for 200 yards and three touchdowns in a game.

» 2018
Awards: Selected second-team All-Big Ten by the league's coaches and media...Earned second-team All-Big Ten honors by the Associated Press...Named the team's Most Valuable Offensive Player...Named Big Ten Offensive Player of the Week after Illinois (9/21) game...Tabbed the Rose Bowl Game Big Ten Player of the Week following the Illinois (9/21) game...Selected to Pro Football Focus Big Ten Team of the Week following the Pittsburgh (9/8) game...Member of the Maxwell Award Watch List... Among the candidates on the preseason watch list for the Doak Walker Award, given to the nation's top running back.

Season: Made 12 starts...Reached the 1,000-yard rushing mark against Wisconsin (11/10)...Wore No. 8 in honor of Mark Allen for the Ohio State (9/29) game.

Rankings: Ranks No. 2 in the Big Ten and No. 15 in the nation with 1,223 rushing yards...Sits No. 4 in the conference and No. 22 in the FBS with 101.9 rushing yards per game...Is No. 5 in the Big Ten in yards per carry (5.91) and No. 6 in the conference in rushing touchdowns (9)...Holds third in the Big Ten with 112.9 all-purpose yards per game.

Appalachian State (9/1): Had 19 rushes for 91 yards, with 62 yards coming in the fourth quarter and overtime...Rushed for two touchdowns, including the go-ahead 4-yard score in overtime...Had three receptions for 20 yards...Named the coaching staff's Offensive Player of the Week. **at Pittsburgh (9/8):** Rushed for 118 yards on 16 carries...Earned his first career 100-yard rushing game...Had three runs of 20 or more yards,

including a 41-yard run in the first quarter...Caught a 6-yard pass. **Kent State (9/15):** Rushed for 86 yards on 14 carries...Recorded three catches and for 30 yards. **at Illinois (9/21):** Rushed for a career-best 200 yards on 22 carries...Set a career high with three rushing touchdowns...Had a 48-yard rushing touchdown in the third quarter to go with 2- and 14-yard touchdown runs...Named the coaching staff's Offensive Player of the Week. **Ohio State (9/29):** Rushed for 43 yards on 16 carries...Scored on a 1-yard run...Made two catches. **Michigan State (10/13):** Rushed for 162 yards on 17 carries...Had a 48-yard touchdown run...Added a 78-yard run, the longest of his career. **at Indiana (10/20):** Rushed for 72 yards and a touchdown on 15 carries...Scored on a 1-yard run in the first quarter... Caught six passes for 54 yards, establishing career highs...Had a career-long 29-yard reception...Recorded his sixth game this year with more than 100 all-purpose yards...Named the coaching staff's Offensive Player of the Week. **Iowa (10/27):** Had 17 rushes for 62 yards, including 32 yards in the first quarter. **at Michigan (11/3):** Rushed for 14 yards and caught a 9-yard pass. **Wisconsin (11/10):** Earned his fourth 100-yard game of the season...Rushed for 159 yards and a touchdown on 23 carries...Scored on a 1-yard run in the first quarter...Added runs of 23 and 29 yards...Caught two passes for 9 yards...Named the coaching staff's Offensive Player of the Week. **at Rutgers (11/17):** Rushed for 88 yards on a career-high 27 carries...Added four catches. **Maryland (11/24):** Earned his fifth 100-yard game of the season...Rushed for 128 yards on 14 carries, including runs of 35 and 20 yards.

» 2018 GAME-BY-GAME
Rushing (Carries-Yards-TD)
APPALACHIAN STATE 19-91-2; at Pittsburgh 16-118-0; KENT STATE 14-86-0; at Illinois 22-200-3; OHIO STATE 16-43-1; MICHIGAN STATE 17-162-1; at Indiana 15-72-1; IOWA 17-62-0; at Michigan 7-14-0; WISCONSIN 23-159-1; at Rutgers 27-88-0; MARYLAND 14-128-0.

Receiving (Receptions-Yards-TD)
APPALACHIAN STATE 3-20-0; at Pittsburgh 1-6-0; KENT STATE 3-30-0; at Illinois 0-0-0; OHIO STATE 2-2-0; MICHIGAN STATE 0-0-0; at Indiana 6-54-0; IOWA 0-0-0; at Michigan 1-9-0; WISCONSIN 2-9-0; at Rutgers 4-2-0; MARYLAND 0-0-0.

» SANDERS' CAREER OFFENSIVE STATISTICS & GAME HIGHS

	Att.-Yds.	Avg.	TD	LG	Rec.-Yds.	Avg.	TD	LG
2016	25-184	7.4	1	37	2-24	12.0	1	21
2017	31-191	6.2	2	31	6-30	5.0	-	7
2018	207-1,223	5.9	9	78	22-132	6.0	-	29
CAREER	263-1,598	6.1	12	78	30-186	6.2	1	29

Rushing Attempts 27; at Rutgers, 11/17/18
Rushing Yards 200; at Illinois, 9/21/18
Rushing Touchdowns 3; at Illinois, 9/21/18
Longest Rush 78 yards; Michigan State, 10/13/18

Receptions 6; at Indiana, 10/20/18
Receiving Yards 54; at Indiana, 10/20/18
Receiving Touchdowns 1; at Purdue, 10/29/16
Longest Reception 29 yards; at Indiana, 10/20/18

100-yard Rushing Games 5; Last Maryland (128), 11/24/18
200-yard Rushing Games 1; at Illinois (200), 9/21/18
2 or More Rushing Touchdowns 2 games; Last at Illinois (3), 9/21/18
3 or More Rushing Touchdowns 1 game; at Illinois (3), 9/21/18

» SANDERS' CAREER KICKOFF RETURN STATISTICS & GAME HIGHS

	No.	Yds.	Avg.	TD	LG
2016	33	688	20.8	-	48
2017	5	76	15.2	-	23
2018	-	-	-	-	-
CAREER	38	764	20.1	-	48

Kickoff Returns 4; Four Times: Last vs. Washington, 12/30/17
Kickoff Return Yards 89; Ohio State, 10/22/16
Longest Kickoff Return 48 yards; Iowa, 11/5/16
All-Purpose Yards 200; at Illinois, 9/21/18



NICK SCOTT 4
 Safety | 5-11 | 199
 Graduate/Senior
 Fairfax, Va./Fairfax
 Major: Labor & Employment Relations (2nd degree)

» 2018
Awards: Won the team's Captain's Award and shared the Bob Mitinger Memorial Award, as an ultimate teammate who exhibits courage, character and social responsibility, with Johnathan Thomas at the team's awards banquet...Earned the Big Ten's Sportsmanship Award...Named honorable-mention All-Big Ten by the media...Was a candidate on the preseason watch list for the Allstate AFCA Good Works Team.

Season: Made 12 starts...One of 10 Penn Staters to enter 2018 having already earned a degree...Graduated with his degree in psychology in May 2018.

Rankings: Ranks No. 8 in the Big Ten and No. 49 in the nation with three interceptions.

Appalachian State (9/1): Made a career-best nine stops, with five solo... Notched his first career sack and tied career highs with a full tackle for loss and a pass breakup. **at Pittsburgh (9/8):** Assisted on two tackles. **Kent State (9/15):** Recorded four tackles, including a solo stop. **at Illinois (9/21):** Made five stops...Collected four solo tackles. **Ohio State (9/29):** Collected five tackles, including three solo. **Michigan State (10/13):** Tallied five tackles...Made four solo stops. **at Indiana (10/20):** Recorded his first career interception in the fourth quarter...Added a fumble recovery in the fourth quarter on a punt return...Collected seven tackles, including five solo. **Iowa (10/27):** Made a big interception in the fourth quarter, picking it off on the PSU 2 and returning it 7 yards to prevent an Iowa score...Registered five tackles, including one solo. **at Michigan (11/3):** Collected five tackles, four solo...Blocked a 50-yard field goal attempt in the second quarter, Penn State's first blocked field goal since Troy Apke at Iowa in 2017. **Wisconsin (11/10):** Made five stops, including three solo...Intercepted a pass in the fourth quarter and returned it 8 yards. **at Rutgers (11/17):** Collected six tackles, including one solo. **Maryland (11/24):** Had one solo tackle.

» 2018 GAME-BY-GAME

Tackles (Solo-Assisted-Total)

APPALACHIAN STATE 5-4-9; at Pittsburgh 0-2-2; KENT STATE 1-3-4; at Illinois 4-1-5; OHIO STATE 3-2-5; MICHIGAN STATE 4-1-5; at Indiana 5-2-7; IOWA 1-4-5; at Michigan 4-1-5; WISCONSIN 3-2-5; at Rutgers 1-5-6; MARYLAND 1-0-1.

» SCOTT'S CAREER STATISTICS & GAME HIGHS

	UA-A	TK	FF	FR	I	PBU	SACK	TFL
2015	5-3	8	-	-	-	-	-	-
2016	3-5	8	-	-	-	1	-	-
2017	17-16	33	-	1	-	-	-	1.5-2
2018	32-27	59	-	1	3	1	1.0-10	1.0-10
CAREER	57-51	108	-	2	3	2	1.0-10	2.5-12

Tackles 9; Appalachian State, 9/1/18
Tackles for Loss 1.0; Twice: Last Appalachian State, 9/1/18
Sacks 1.0; Appalachian State, 9/1/18
Interceptions 1; Three Times: Last Wisconsin, 11/10/18
Longest Interception Return 8 yards; Wisconsin, 11/10/18
Pass Breakups 1; Twice: Last Appalachian State, 9/1/18
Fumble Recoveries 1; Twice: Last at Indiana, 10/20/18
Blocked Kicks 1 (Field Goal); at Michigan, 11/3/18

NOTE: Has two career touchdowns, one coming on a fumble recovery vs. Indiana in 2018 and the other a rushing score vs. Army in 2015...Owns 624 all-purpose yards in his career (133 rushing, 43 receiving, 448 kickoff return)...Has one career touchdown pass, hitting Christian Hackenberg with a passing score vs. Illinois in 2015.



JUICE SCRUGGS 70
 Offensive Line | 6-3 | 278
 Freshman/Freshman
 Ashtabula, Ohio/Erie Cathedral Prep(Pa.)
 Major: Division of Undergraduate Studies

» 2018
Award: Shared the Scout Team Offensive Player of the Year award with Will Lewis and Charlie Shuman.

Season: Appeared in one game this season...One of 16 true freshmen to make their debut this year...One of 40 players to make their Penn State debut this year.

Michigan State (10/13): Named the coaching staff's Scout Team Offensive Player of the Week. **Iowa (10/27):** Earned the coaching staff's Scout Team Offensive Player of the Week award. **at Michigan (11/3):** Selected as the coaching staff's Scout Team Offensive Player of the Week. **at Rutgers (11/17):** Named the coaching staff's Scout Team Offensive Player of the Week. **Maryland (11/24):** Made his season debut...Saw playing time on offense.



ANTONIO SHELTON 55
 Defensive Tackle | 6-2 | 308
 Junior/Sophomore
 Westerville, Ohio/Westerville-North
 Major: Journalism

» 2018
Season: Appeared in 12 games...Wore No. 53 in honor of Fred Hansard for the Indiana game (10/20).

Appalachian State (9/1): Tied a career high with two tackles, including one solo. **at Pittsburgh (9/8):** Matched a career best with two tackles... Made one solo stop. **Kent State (9/15):** Assisted on a tackle. **Ohio State (9/29):** Recorded a solo tackle. **Michigan State (10/13):** Assisted on a tackle. **at Indiana (10/20):** Collected one tackle. **Iowa (10/27):** Recorded one tackle. **at Michigan (11/3):** Assisted on one tackle. **at Rutgers (11/17):** Made two stops, including one solo...Registered a solo sack in the fourth quarter. **Maryland (11/24):** Assisted on a tackle for loss.

» 2018 GAME-BY-GAME

Tackles (Solo-Assisted-Total)

APPALACHIAN STATE 1-1-2; PITTSBURGH 1-1-2; KENT STATE 0-1-1; ILLINOIS 0-0-0; OHIO STATE 1-0-1; MICHIGAN STATE 0-1-1; at Indiana 1-0-1; IOWA 0-1-1; at Michigan 0-1-1; WISCONSIN 0-0-0; at Rutgers 1-1-2; MARYLAND 0-1-1.

» SHELTON'S CAREER STATISTICS & GAME HIGHS

	UA-A	TK	FF	FR	I	PBU	SACK	TFL
2017	1-5	6	-	-	-	-	1.0-4	2.5-7
2018	5-8	13	-	-	-	-	1.0-1	1.5-2
CAREER	6-13	19	-	-	-	-	2.0-5	4.0-9

Tackles 2; Five Times: Last at Rutgers, 11/17/18
Tackles for Loss 1.0; Twice: Last at Rutgers, 11/17/18
Sacks 1.0; at Rutgers, 11/17/18



TYLER SHOOP 82
 Wide Receiver | 5-11 | 183
 Senior/Junior
 Nashville, Tenn./Father Ryan
 Major: Recreation, Parks & Tourism Management.

» 2018
Season: Appeared in one game this season.
Maryland (11/24): Made his season debut...Saw playing time on offense.



JUSTIN SHORTER 6
 Wide Receiver | 6-4 | 226
 Freshman/Freshman
 Monmouth Junction, N.J./South Brunswick
 Major: Division of Undergraduate Studies

» 2018
Season: Appeared in three games...One of 16 true freshmen to make their debut this year...One of 40 players to make their Penn State debut this season.

Kent State (9/15): Made his college debut, seeing time on offense. **Wisconsin (11/10):** Caught a 3-yard pass in the second quarter, his first career reception. **at Rutgers (11/17):** Had a 9-yard rush, the first of his career.

» 2018 GAME-BY-GAME

Rushing (Carries-Yards-TD)

APPALACHIAN STATE DNP; at Pittsburgh DNP; KENT STATE 0-0-0; at Illinois DNP; OHIO STATE DNP; MICHIGAN STATE DNP; at Indiana DNP; IOWA DNP; at Michigan DNP; WISCONSIN 0-0-0; at Rutgers 1-9-0; MARYLAND DNP.

Receiving (Receptions-Yards-TD)

APPALACHIAN STATE DNP; at Pittsburgh DNP; KENT STATE 0-0-0; at Illinois DNP; OHIO STATE DNP; MICHIGAN STATE DNP; at Indiana DNP; IOWA DNP; at Michigan DNP; WISCONSIN 1-3-0; at Rutgers 0-0-0; MARYLAND DNP.

» SHORTER'S CAREER OFFENSIVE STATISTICS & GAME HIGHS

SEASON	Att.-Yds.	Avg.	TD	LG	Rec.-Yds.	Avg.	TD	LG
2018	1-9	9.0	-	9	1-3	3.0	-	3
CAREER	1-9	9.0	-	9	1-3	3.0	-	3

Rushing Attempts 1; at Rutgers, 11/17/18
Rushing Yards 9; at Rutgers, 11/17/18
Longest Rush 9 yards; at Rutgers, 11/17/18
Receptions 1; Wisconsin, 11/10/18
Receiving Yards 3; Wisconsin, 11/10/18
Longest Reception 3 yards; Wisconsin, 11/10/18




CHARLIE SHUMAN 79
 Offensive Line | 6-8 | 324
 Graduate Student/Senior
 Pittsford, N.Y./Pittsford Sutherland
 Major: Management & Organizational Leadership (Master's)

» 2018
Award: Academic All-Big Ten selection...Won the Public Service Award and shared the Scout Team Offensive Player of the Year award with Will Lewis and Juice Scruggs at the team's awards banquet.

Season: Appeared in two games...One of 22 players to have earned their degree entering the 2019 Citrus Bowl...Graduated in May 2018 with a degree in kinesiology.

Appalachian State (9/1): Named the Coaching Staff's Scout Team Offensive Player of the Week. **at Pittsburgh (9/8):** Selected Scout Team Offensive Player of the Week by the coaching staff. **Kent State (9/15):** Saw playing time on offense. **Ohio State (9/29):** Named the coaching staff's Scout Team Offensive Player of the Week. **Michigan State (10/13):** Was the coaching staff's Scout Team Offensive Player of the Week. **at Indiana (10/20):** Named the coaching staff's Scout Team Offensive Player of the Week. **Maryland (11/24):** Saw playing time on offense...Earned the coaching staff's Scout Team Offensive Player of the Week award.



SHANE SIMMONS 34
 Defensive End | 6-3 | 254
 Junior/Sophomore
 Laurel, Md./DeMatha
 Major: Communication Arts & Sciences

» **2018**
Season: Appeared in seven games.
Michigan State (10/13): Made his season debut...Recorded two tackles, including one solo. **Iowa (10/27):** Made one solo stop. **at Michigan (11/3):** Collected three tackles, including two solo. **at Rutgers (11/17):** Registered three tackles.

» **2018 GAME-BY-GAME**
Tackles (Solo-Assisted-Total)
 APPALACHIAN STATE DNP; at Pittsburgh DNP; KENT STATE DNP; at Illinois DNP; OHIO STATE DNP; MICHIGAN STATE 1-1-2; at Indiana 0-0-0; IOWA 1-0-1; at Michigan 2-1-3; WISCONSIN 0-0-0; at Rutgers 0-3-3; MARYLAND 0-0-0.

» **SIMMONS' CAREER STATISTICS & GAME HIGHS**

	UA-A	TK	FF	FR	I	PBU	SACK	TFL
2017	8-7	15	-	-	-	-	1.0-1	4.5-13
2018	4-5	9	-	-	-	-	-	-
CAREER	12-12	24	-	-	-	-	1.0-1	4.5-13

Tackles 4; at Northwestern, 10/7/17
Tackles for Loss 1.0; Three Times: Last Rutgers, 11/11/17
Sacks 1.0; at Michigan State, 11/4/17



ZACH SIMPSON 64
 Offensive Line | 6-3 | 302
 Senior/Junior
 Hollidaysburg, Pa./Hollidaysburg Area
 Major: Economics

» **2018**
Award: Won the Outstanding Run-On Award at the team's awards banquet.
Season: Appeared in 12 games.

Appalachian State (9/1): Saw playing time on special teams. **at Pittsburgh (9/8):** Earned playing time on special teams. **Kent State (9/15):** Saw playing time on offense and special teams. **at Illinois (9/21):** Saw game action on offense and special teams. **Ohio State (9/29):** Earned playing time on special teams. **Michigan State (10/13):** Saw playing time on special teams. **at Indiana (10/20):** Earned playing time on special teams. **Iowa (10/27):** Saw action on special teams. **at Michigan (11/3):** Saw playing time on offense and special teams. **at Rutgers (11/17):** Earned playing time on special teams. **Maryland (11/24):** Saw action on offense and special teams.



RICKY SLADE 4
 Running Back | 5-9 | 198
 Freshman/Freshman
 Woodbridge, Va./C.D. Hylton
 Major: Division of Undergraduate Studies

» **2018**
Season: Appeared in eight games...One of 16 true freshmen to make their debut this year...One of 40 players to make their Penn State debut this season.

Appalachian State (9/1): Made first career appearance...Rushed six times for 39 yards...Tallied his first career touchdown on a 27-yard run in the third quarter. **at Pittsburgh (9/8):** Rushed for 13 yards on four carries. **Kent State (9/15):** Earned five carries...Scored on a 2-yard run in the third quarter. **at Illinois (9/21):** Ran for 94 yards on 10 carries...Rushed for two scores, including a 61-yard run in the fourth quarter...Scored on a 1-yard run. **Michigan State (10/13):** Had one carry for 8 yards. **Wisconsin (11/10):** Had two carries for 1 yard. **at Rutgers (11/17):** Gained 10 yards on two carries. **Maryland (11/24):** Rushed for 64 yards and two touchdowns on 11 carries...Had 8- and 1-yard touchdown runs...Made his first career catch, a 12-yard reception.

» **2018 GAME-BY-GAME**
Rushing (Carries-Yards-TD)
 APPALACHIAN STATE 6-39-1; at Pittsburgh 4-13-0; KENT STATE 5-1-1; at Illinois 10-94-2; OHIO STATE DNP; MICHIGAN STATE 1-8-0; at Indiana DNP; IOWA DNP; at Michigan DNP; WISCONSIN 2-1-0; at Rutgers 2-10-0; MARYLAND 11-64-2.

Receiving (Receptions-Yards-TD)
 APPALACHIAN STATE 0-0-0; at Pittsburgh 0-0-0; KENT STATE 0-0-0; at Illinois 0-0-0; OHIO STATE DNP; MICHIGAN STATE 0-0-0; at Indiana DNP; IOWA DNP; at Michigan DNP; WISCONSIN 0-0-0; at Rutgers 0-0-0; MARYLAND 1-12-0.

» **SLADE'S CAREER STATISTICS & GAME HIGHS**

	Att.-Yds.	Avg.	TD	LG	Rec.-Yds.	Avg.	TD	LG
2018	41-230	5.6	6	61	1-12	12.0	-	12
CAREER	41-230	5.6	6	61	1-12	12.0	-	12

Rushing Attempts 10; at Illinois, 9/21/18
Rushing Yards 94; at Illinois, 9/21/18
Rushing Touchdowns 2; Twice: Last Maryland, 11/24/18
Longest Rush 61 yards; at Illinois, 9/21/18
2 or More Rushing Touchdowns 2 games; Last: Maryland (2), 11/24/18
Receptions 1; Maryland, 11/24/18
Receiving Yards 12; Maryland, 11/24/18
Longest Reception 12 yards; Maryland, 11/24/18



TOMMY STEVENS 2
 Quarterback | 6-5 | 235
 Senior/Junior
 Indianapolis, Ind./Decatur Central
 Major: Telecommunications

» **CAREER NOTES AND RECORDS**
Career: Ranks No. 8 on Penn State's career quarterback rushing yardage list with 506 yards...Tied for eighth at PSU in career rushing touchdowns by a quarterback (8)...Has two career multi-touchdown games, with both coming in 2017...Rushed for three scores and threw a touchdown pass at Maryland (11/25/17)...Threw a touchdown and caught a touchdown pass vs. Georgia State (9/16/17).

Season: 2017: Finished No. 17 on the single-season quarterback rushing yardage charts (190)...Tied for No. 7 on the single-game quarterback rushing yardage list with 113 yards against Maryland. **2016:** His rushing yardage (198) sits No. 16 on the single-season charts for a quarterback.

Game: Became the second Penn State quarterback in program history with 100-plus rushing yards and three rushing touchdowns in a game, joining Eugene "Shorty" Miller, who had 250 yards and five touchdowns rushing in 1913 vs. Carnegie Tech (*per ESPN Stats & Info*).

» **2018**
Season: Appeared in seven games, seeing time at quarterback in four games...One of 22 players to have earned their degree entering the 2019 Citrus Bowl...Graduated with a degree in telecommunications.

Ohio State (9/29): Made his season debut in the "Lion" position...Had three rushes. **at Indiana (10/20):** Connected with Pat Freiermuth on a 23-yard touchdown in the second quarter...Caught two passes for 2 yards. **Iowa (10/27):** Completed two-of-four passes for 27 yards...Rushed for 18 yards on five carries, including a 3-yard touchdown run. **at Michigan (11/3):** Completed three-of-four passes for 35 yards...Rushed for 52 yards on 10 carries, including an 8-yard touchdown run. **Wisconsin (11/10):** Rushed for 25 yards on seven carries, including a 20-yard run in the second quarter. **Maryland (11/24):** Completed both of his pass attempts for 25 yards, including a 20-yard completion to KJ Hamler...Rushed for 35 yards on three carries, including an 18-yard run.

» **2018 GAME-BY-GAME**
Passing (Comp-Att-Yds-TD-INT)
 APPALACHIAN STATE DNP; at Pittsburgh DNP; KENT STATE DNP; at Illinois DNP; OHIO STATE 0-0-0-0-0; MICHIGAN STATE DNP; at Indiana 1-1-23-1-0; IOWA 2-4-27-0-0; at Michigan 3-4-35-0-1; WISCONSIN 0-0-0-0-0; at Rutgers 0-0-0-0-0; MARYLAND 2-2-25-0-0.

» **STEVENS' CAREER PASSING STATISTICS & GAME HIGHS**

	C-A	Yds.	%	TD-INT	YPG	LG
2016	2-3	36	66.7	-	5.1	26
2017	14-27	158	51.9	3-0	17.6	35
2018	8-11	110	72.7	1-1	15.7	23
CAREER	24-41	304	58.5	4-1	13.2	35

Pass Completions 4; at Northwestern, 10/7/17
Pass Attempts 7; Twice: Last at Maryland, 11/25/17
Passing Yards 43; Georgia State, 9/16/17
Passing Touchdowns 1; Four Times: Last at Indiana, 10/20/18
Long Pass 35 yards; Georgia State, 9/16/17

» **2018 GAME-BY-GAME**
Rushing (Carries-Yards-TD)
 APPALACHIAN STATE DNP; at Pittsburgh DNP; KENT STATE DNP; at Illinois DNP; OHIO STATE 3-(-12)-0; MICHIGAN STATE DNP; at Indiana 0-0-0; IOWA 5-18-1; at Michigan 10-52-1; WISCONSIN 7-25-0; at Rutgers 0-0-0; MARYLAND 3-35-0.

Receiving (Receptions-Yards-TD)
 APPALACHIAN STATE DNP; at Pittsburgh DNP; KENT STATE DNP; at Illinois DNP; OHIO STATE 0-0-0; MICHIGAN STATE DNP; at Indiana 2-2-0; IOWA 0-0-0; at Michigan 0-0-0; WISCONSIN 0-0-0; at Rutgers 0-0-0; MARYLAND 0-0-0.

» **STEVENS' CAREER OFFENSIVE STATISTICS & GAME HIGHS**

SEASON	Att.-Yds.	Avg.	TD	LG	Rec.-Yds.	Avg.	TD	LG
2016	21-198	9.4	2	45	-	-	-	-
2017	27-190	7.0	4	21	12-60	5.0	2	13
2018	28-118	4.2	2	20	2-2	1.0	-	2
CAREER	76-506	6.7	8	45	14-62	4.4	2	13

Rushing Attempts 12; at Maryland, 11/25/17
Rushing Yards 113; at Maryland, 11/25/17
Rushing Touchdowns 3; at Maryland, 11/25/17
Longest Rush 45 yards; Iowa, 11/5/16
Receptions 3; vs. Washington, 12/30/17
Receiving Yards 22; Nebraska, 11/18/17
Receiving Touchdowns 1; Twice: Last at Northwestern, 10/7/17
Longest Reception 13 yards; Nebraska, 11/18/17

All-Purpose Yards 117; at Maryland, 11/25/17
Total Offense 128; at Maryland, 11/25/17



CAM SULLIVAN-BROWN 81
 Wide Receiver | 6-0 | 189
 Sophomore/Freshman
 Bowie, Md./Saint Vincent Pallotti
 Major: Division of Undergraduate Studies

» **2018**
Season: Appeared in 12 games, including one start...One of 19 players to make their first career start this season...One of 40 players to make their Penn State debut this season.

Appalachian State (9/1): Made his first career appearance...Saw playing time on offense. **at Pittsburgh (9/8):** Earned snaps on offense. **Kent State (9/15):** Saw playing time on offense and special teams. **at Illinois (9/21):** Played on offense and special teams. **Ohio State (9/29):** Saw playing time on offense and special teams. **Michigan State (10/13):** Hauled in a 7-yard reception, the first reception of his career. **at Indiana (10/20):** Caught two passes for 33 yards, establishing career highs...Made a 22-yard grab in the third quarter. **Iowa (10/27):** Saw playing time on offense and special teams. **at Michigan (11/3):** Earned action on offense and special teams. **Wisconsin (11/10):** Made a 9-yard catch in the second quarter. **at Rutgers (11/17):** Made his first career start. **Maryland (11/24):** Saw playing time on offense.

» **2018 GAME-BY-GAME**
Receiving (Receptions-Yards-TD)
 APPALACHIAN STATE 0-0-0; at Pittsburgh 0-0-0; KENT STATE 0-0-0; at Illinois 0-0-0; OHIO STATE 0-0-0; MICHIGAN STATE 1-7-0; at Indiana 2-33-0; IOWA 0-0-0; at Michigan 0-0-0; WISCONSIN 1-9-0; at Rutgers 0-0-0; MARYLAND 0-0-0.

» SULLIVAN-BROWN'S CAREER STATISTICS & GAME HIGHS

SEASON	Att.-Yds.	Avg.	TD	LG	Rec.-Yds.	Avg.	TD	LG
2018	-	-	-	-	4-49	12.3	-	22
CAREER	-	-	-	-	4-49	12.3	-	22

Receptions 2; at Indiana, 10/20/18
 Receiving Yards 33; at Indiana, 10/20/18
 Longest Reception 22 yards; at Indiana, 10/20/18



JONATHAN SUTHERLAND 26

Safety | 5-11 | 196
 Sophomore/Freshman
 Ottawa, Ont./Episcopal (Va.)
 Major: Labor & Employment Relations

» 2018

Season: Appeared in 12 games, including one start...One of 19 players to make their first career start this year...One of 40 players to make their Penn State debut this season.

Appalachian State (9/1): Saw playing time on special teams...Assisted on a tackle. **at Pittsburgh (9/8):** Made two solo stops while seeing time on defense and special teams. **Kent State (9/15):** Recorded five tackles, making four solo stops...Collected his first career tackle for loss. **at Illinois (9/21):** Recorded a team-leading and career-high eight tackles...Matched a career best with a full tackle for loss. **Ohio State (9/29):** Earned playing time on defense and special teams. **Michigan State (10/13):** Recorded three tackles, including one solo. **at Indiana (10/20):** Made seven stops, including six solo...Recorded his first career forced fumble on a punt return in the fourth quarter. **Iowa (10/27):** Made his first career start...Assisted on a tackle and broke up a pass. **at Michigan (11/3):** Recorded a solo tackle. **Wisconsin (11/10):** Collected three tackles, including two solo. **at Rutgers (11/17):** Registered three tackles, including one solo. **Maryland (11/24):** Recorded two solo tackles.

» 2018 GAME-BY-GAME

Tackles (Solo-Assisted-Total)

APPALACHIAN STATE 0-1-1; at Pittsburgh 2-0-2; KENT STATE 4-1-5; at Illinois 6-2-8; OHIO STATE 0-0-0; MICHIGAN STATE 1-2-3; at Indiana 6-1-7; IOWA 0-1-1; at Michigan 1-0-1; WISCONSIN 2-1-3; at Rutgers 1-2-3; MARYLAND 2-0-2.

» SUTHERLAND'S CAREER STATISTICS & GAME HIGHS

	UA-A	TK	FF	FR	I	PBU	SACK	TFL
2018	25-11	36	1	-	-	1	-	2.0-4
CAREER	25-11	36	1	-	-	1	-	2.0-4

Tackles 8; at Illinois, 9/21/18
 Tackles for Loss 1.0; Twice: Last at Illinois, 9/21/18
 Forced Fumbles 1; at Indiana, 10/20/18
 Pass Breakups 1; Iowa, 10/27/18



NICK TARBURTON 46

Defensive End | 6-3 | 246
 Freshman/Freshman
 Green Lane, Pa./Pennridge
 Major: Division of Undergraduate Studies

» 2018

Season: Appeared in two games...One of 16 true freshmen to make their debut this year...One of 40 players to make their Penn State debut this season.

Appalachian State (9/1): Made his college debut, seeing time on defense and special teams. **at Pittsburgh (9/8):** Earned playing time on defense and special teams. **at Indiana (10/20):** Named the coaching staff's Scout Team Defensive Player of the Week. **Wisconsin (11/10):** Earned coaching staff's Scout Team Defensive Player of the Week award.



GARRETT TAYLOR 17

Safety | 6-0 | 206
 Senior/Junior
 Richmond, Va./Saint Christopher's
 Major: Advertising & Public Relations (Smeal Business Cert.)

» 2018

Awards: Academic All-Big Ten selection...Named honorable-mention All-Big Ten by the league's coaches and media.

Season: Appeared in 12 games, making 10 starts...One of 19 players to make their first career start this season...One of 22 players to have earned their degree entering the 2019 Citrus Bowl...Graduated with a degree in advertising & public relations.

Rankings: Ranks No. 8 in the Big Ten and No. 49 in the nation with three interceptions.

Appalachian State (9/1): Earned his first career start...Made a career-high eight tackles, including six solo. **at Pittsburgh (9/8):** Collected five tackles, making two solo stops. **Kent State (9/15):** Made three tackles, two solo...Broke up a pass. **at Illinois (9/21):** Recorded seven tackles...Had a career-high 1.5 tackles for loss...Named the coaching staff's Defensive Player of the Week. **Ohio State (9/29):** Recorded his first career interception, returning it 45 yards...Collected four tackles. **Michigan State (10/13):** Tallied six tackles, including five solo...Had an interception in the third quarter, returning it 37 yards...Forced a fumble for the first time in his career...Broke up a career-high five passes. **at Indiana (10/20):** Recovered a fumble in the third quarter...Added three tackles. **Iowa (10/27):** Collected six tackles, including three solo, in the second half. **at Michigan (11/3):** Registered seven tackles, including five solo...Recovered a blocked field goal and returned it 9 yards in the second quarter. **Wisconsin (11/10):** Recorded two solo tackles and a pass breakup. **at Rutgers (11/17):** Made five stops, including one solo...Intercepted a pass in the second quarter and returned it 2 yards. **Maryland (11/24):** Tallied five solo tackles.

» 2018 GAME-BY-GAME

Tackles (Solo-Assisted-Total)

APPALACHIAN STATE 6-2-8; at Pittsburgh 2-3-5; KENT STATE 2-1-3; at Illinois 6-1-7; OHIO STATE 1-3-4; MICHIGAN STATE 5-1-6; at Indiana 1-2-3; IOWA 3-3-6; at Michigan 5-2-7; WISCONSIN 2-0-2; at Rutgers 1-4-5; MARYLAND 5-0-5.

» TAYLOR'S CAREER STATISTICS & GAME HIGHS

	UA-A	TK	FF	FR	I	PBU	SACK	TFL
2016	1-1	2	-	-	-	1	-	-
2017	6-6	12	-	1	-	1	-	-
2018	39-22	61	1	1	3	7	-	1.5-7
CAREER	46-29	75	1	2	3	9	-	1.5-7

Tackles 8; Appalachian State, 9/1/18
 Tackles for Loss 1.5; at Illinois, 9/21/18
 Forced Fumbles 1; Michigan State, 10/13/18
 Fumble Recoveries 1; Twice: Last at Indiana, 10/20/18
 Interceptions 1; Three Times: Last at Rutgers, 11/17/18
 Longest Interception Return 45 yards; Ohio State, 9/29/18
 Pass Breakups 5; Michigan State, 10/13/18



JOHNATHAN THOMAS 20

Running Back | 5-11 | 221
 Graduate/Senior
 Peabody, Mass./St. John's Prep
 Major: Journalism (3rd degree)

» 2018

Award: Academic All-Big Ten selection...Won the Iron Lion Award, presented by the strength and conditioning staff, and shared the Bob Mitinger Memorial Award with Nick Scott for being the ultimate teammate as a squad member who exhibits courage, character and social responsibility, at the team's awards banquet.

Season: Appeared in 12 games...One of 22 players to have earned their degree entering the 2019 Citrus Bowl...Has two degrees, graduating with his degree in sociology in December 2017 and a second degree in criminology in May 2018.

Appalachian State (9/1): Saw playing time on special teams. **at Pittsburgh (9/8):** Appeared on special teams. **Kent State (9/15):** Rushed for a career-high 84 yards on three carries...Scored on a 15-yard run in the fourth quarter...Had a career-long 69-yard run. **at Illinois (9/21):** Returned his first career kickoff for 20 yards. **Ohio State (9/29):** Saw playing time on special teams. **Michigan State (10/13):** Earned action on special teams. **at Indiana (10/20):** Returned a kickoff for 94 yards in the third quarter, the longest kick return of his career...Named the coaching staff's Special Teams Player of the Week. **Iowa (10/27):** Earned playing time on special teams. **at Michigan (11/3):** Saw action on special teams. **Wisconsin (11/10):** Had a 1-yard run on a fake punt to pick up a first down in the third quarter. **at Rutgers (11/17):** Earned playing time on special teams. **Maryland (11/24):** Rushed for 2 yards on two carries...Added a kick return.

» 2018 GAME-BY-GAME

Rushing (Carries-Yards-TD)

APPALACHIAN STATE 0-0-0; at Pittsburgh 0-0-0; KENT STATE 3-84-1; at Illinois 0-0-0; OHIO STATE 0-0-0; MICHIGAN STATE 0-0-0; at Indiana 0-0-0; IOWA 0-0-0; at Michigan 0-0-0; WISCONSIN 1-1-0; at Rutgers 0-0-0; MARYLAND 2-2-0.

» THOMAS' CAREER OFFENSIVE STATISTICS & GAME HIGHS

	Att.-Yds.	Avg.	TD	LG	Rec.-Yds.	Avg.	TD	LG
2015	11-42	3.8	-	11	-	-	-	-
2016	-	-	-	-	-	-	-	-
2017	-	-	-	-	-	-	-	-
2018	6-87	14.5	1	69	-	-	-	-
CAREER	17-129	7.6	1	69	-	-	-	-

Rushing Attempts 3; Kent State, 9/15/18
 Rushing Yards84; Kent State, 9/15/18
 Long Rush69 yards; Kent State, 9/15/18
 Total Offense Yards84; Kent State, 9/15/18
 All-Purpose Yards94; at Indiana, 10/20/18

» THOMAS CAREER KICKOFF RETURN STATISTICS & GAME HIGHS

	No.	Yds.	Avg.	TD	LG
2015	-	-	-	-	-
2016	-	-	-	-	-
2017	-	-	-	-	-
2018	3	113	37.7	-	94
CAREER	3	113	37.7	-	94

Kickoff Returns 1; Three Times: Last Maryland, 11/24/18
 Kickoff Return Yards94; at Indiana, 10/20/18
 Longest Kickoff Return 94 yards; at Indiana, 10/20/18

NOTE: Has five career tackles, all coming on special teams in 2017.



DeANDRE THOMPKINS 3
Wide Receiver | 5-11 | 188
Graduate/Senior
Hubert, N.C./Swansboro
Major: Criminology (2nd degree)

» CAREER NOTES AND RECORDS

Career: Tied for fourth all-time at Penn State with two career punt return touchdowns, matching 10 other Nittany Lions (most recently: Larry Johnson, 1998-2002)...Became 31st Nittany Lion with more than 1,000 career receiving yards...Ranks 24th in at PSU in career receiving yards (1,171).

Game: Set a school record for punt return average in a game with 31.8 yard per return vs. Akron (9/2/17), besting Derrick Williams' mark of 31.7 vs. Temple (2006).

» 2018

Awards: Earned the Quarterback Club Award, as a player who deserves special recognition, at the team's awards banquet...Selected to the Pro Football Focus Big Ten Team of the Week following the Kent State (9/15) game.

Season: Appeared in 12 games, making five starts...One of 22 players to have earned their degree entering the 2019 Citrus Bowl...Graduated with his degree in psychology in December 2017...Graduated in December 2018 with a degree in criminology.

Rankings: Ranks No. 5 in the FBS and leads the Big Ten with one punt return touchdown...Sits No. 3 in the conference and ranks No. 24 in the nation with a 9.8 punt return average.

Appalachian State (9/1): Had a 29-yard punt return in the first quarter. **at Pittsburgh (9/8):** Returned a punt 39 yards for a touchdown in the third quarter, his second career punt return touchdown. **Kent State (9/15):** Caught four passes for 101 yards, recording his second career 100-yard game...Hauled in a 40-yard touchdown pass and made a 39-yard grab...Returned three punts for 62 yards, including a long return of 32 yards. **at Illinois (9/21):** Caught two passes for 10 yards...Returned two punts for 30 yards, including a 22-yard return. **Ohio State (9/29):** Had four punt returns. **Michigan State (10/13):** Returned three punts for 17 yards, including a 15-yard return. **at Indiana (10/20):** Hauled in a 13-yard grab...Had one punt return. **Iowa (10/27):** Caught five passes for 59 yards, including a 15-yard grab...Had one punt return. **Wisconsin (11/10):** Hauled in five receptions for 31 yards...Made a 14-yard touchdown grab in the first quarter...Added a 4-yard punt return. **at Rutgers (11/17):** Had a 5-yard reception. **Maryland (11/24):** Caught three passes for 36 yards, including a 21-yard reception.

» 2018 GAME-BY-GAME

Receiving (Receptions-Yards-TD)

APPALACHIAN STATE 0-0-0; at Pittsburgh 0-0-0; KENT STATE 4-101-1; at Illinois 2-10-0; OHIO STATE 0-0-0; MICHIGAN STATE 0-0-0; at Indiana 1-13-0; IOWA 5-59-0; at Michigan 0-0-0; WISCONSIN 5-31-1; at Rutgers 1-5-0; MARYLAND 3-36-0.

» THOMPKINS' CAREER OFFENSIVE STATISTICS & GAME HIGHS

	Att.-Yds.	Avg.	TD	LG	Rec.-Yds.	Avg.	TD	LG
2015	5-12	2.4	1	6	3-33	11.0	-	31
2016	-	-	-	-	27-440	16.3	1	70
2017	-	-	-	-	28-443	15.8	3	70
2018	-	-	-	-	21-255	12.1	1	40
CAREER	5-12	2.4	1	6	79-1171	14.8	5	70

Rush Attempts 2; Twice: Last Indiana, 10/10/15
Rush Yards 11; Indiana, 10/10/15
Rushing Touchdowns 1; Rutgers, 9/19/15
Long Rush 6 yards; Indiana, 10/10/15
Receptions 6; Northwestern, 10/7/17
Receiving Yards 102; at Michigan State, 11/4/17
Receiving Touchdowns 1; Five Times: Last Kent State, 9/15/18
Long Reception 70 yards; Twice: Last at Michigan State, 11/4/17

100-yard Receiving Games 2; Last Kent State, 9/15/18

» 2018 GAME-BY-GAME

Punt Returns (Returns-Yards-TD-YPR)

APPALACHIAN STATE 1-29-0-29.0; at Pittsburgh 2-38-1-19.0; KENT STATE 3-62-0-20.6; at Illinois 2-30-0-15.0; OHIO STATE 4-(-3)-0-(-0.7); MICHIGAN STATE 3-17-0-5.6; at Indiana 1-(-1)-0-(-1.0); IOWA 1-0-0-0.0; at Michigan 0-0-0-0.0; WISCONSIN 1-4-0-4.0; at Rutgers 0-0-0-0.0; MARYLAND 0-0-0-0.0.

» THOMPKINS' CAREER PUNT RETURN STATISTICS & GAME HIGHS

	No.	Yds.	Avg.	TD	LG
2015	23	178	7.7	-	58
2016	1	2	2.0	-	2
2017	24	319	13.3	1	61
2018	18	176	9.8	1	39
CAREER	66	675	10.2	2	61

Punt Returns 5; Indiana, 10/10/15
Punt Return Yards 127; Akron, 9/2/17
Long Punt Return 61 yards; Akron, 9/2/17
Punt Return Touchdowns 1; Twice: Last at Pittsburgh (39 yards), 9/8/18
Total Offense Yards 101; Kent State, 9/15/18
All-Purpose Yards 163; Kent State, 9/15/18

NOTE: Owns one kickoff return for 5 yards (vs. Iowa, 11/5/16).



C.J. THORPE 69
Offensive Line/Defensive Tackle | 6-3 | 322
Sophomore/Freshman
Glenshaw, Pa./Central Catholic
Major: Division of Undergraduate Studies

» 2018

Award: Academic All-Big Ten selection.

Season: Appeared in 12 games...One of 37 players to make their Penn State debut this season...Moved from offensive line to defensive tackle after Illinois (9/21) game.

Appalachian State (9/1): Saw playing time on special teams. **at Pittsburgh (9/8):** Appeared on offense and special teams. **Kent State (9/15):** Received playing time on offense and special teams. **at Illinois (9/21):** Saw game action on offense and special teams. **Ohio State (9/29):** Played his first game as a defensive tackle...Recorded a solo tackle. **Michigan State (10/13):** Assisted on a tackle. **at Indiana (10/20):** Saw playing time on defense and special teams. **Iowa (10/27):** Earned playing time on defense and special teams. **at Michigan (11/3):** Saw action on defense and special teams. **Wisconsin (11/10):** Earned playing time on defense and special teams...Had a 10-yard kick return. **at Rutgers (11/17):** Saw playing time on defense and special teams. **Maryland (11/24):** Made a career-high two tackles.

» 2018 GAME-BY-GAME

Tackles (Solo-Assisted-Total)

APPALACHIAN STATE 0-0-0; at Pittsburgh 0-0-0; KENT STATE 0-0-0; at Illinois 0-0-0; OHIO STATE 1-0-1; MICHIGAN STATE 0-1-1; at Indiana 0-0-0; IOWA 0-0-0; at Michigan 0-0-0; WISCONSIN 0-0-0; at Rutgers 0-0-0; MARYLAND 0-2-2.

» THORPE'S CAREER STATISTICS & GAME HIGHS

	UA-A	TK	FF	FR	I	PBU	SACK	TFL
2018	1-3	4	-	-	-	-	-	-
CAREER	1-3	4	-	-	-	-	-	-

Tackles 2; Maryland, 11/24/18

NOTE: Has one kickoff return for 10 yards (vs. Wisconsin, 11/10/18).



JUSTIN TOBIN 99
Kicker | 6-2 | 191
Junior/Sophomore
Langhorne, Pa./Neshaminy
Major: Business Management

» 2018

Award: Academic All-Big Ten selection.

Season: Appeared in one game...One of 37 players to make their Penn State debut this season...One of 19 players to make their first career start this year...Was a two-year letterman in soccer at Penn State-Abington before transferring to the University Park campus.

at Michigan (11/3): Made his Penn State debut...Averaged 49.5 yards on two kickoffs.

» TOBIN'S CAREER KICKOFF STATISTICS & GAME HIGHS

	KO	Yds.	Avg.	TB	OB
2018	2	99	49.5	0	0
CAREER	2	99	49.5	0	0

Kickoffs 2; at Michigan, 11/3/18
Kickoff Yards 99; at Michigan, 11/3/18
Kickoff Average 49.5; at Michigan, 11/3/18



SHAKA TONEY 18
Defensive End | 6-3 | 241
Junior/Sophomore
Philadelphia, Pa./Imhotep Charter
Major: Telecommunications

» CAREER NOTES AND RECORDS

Game: Tied a Penn State game record with four sacks at Indiana (10/20/18)...Equaled the PSU game record set by three others (Terry Killens vs. Indiana, 1995; Jimmy Kennedy at Wisconsin, 2012; Tamba Hali vs. Wisconsin, 2005).

» 2018

Awards: Named to the Pro Football Focus Big Ten Team of the Week following the Indiana (10/20) game...Earned a helmet sticker on ESPN College Football Final for his performance at Indiana.

Season: Appeared in 12 games...Wore No. 97 in honor of Ryan Buchholz for Ohio State (9/29) game.

Appalachian State (9/1): Saw playing time on defense. **at Pittsburgh (9/8):** Made five tackles, all solo...Recorded two tackles for loss and a sack. **Kent State (9/15):** Recorded three tackles, one solo, and a half tackle for loss. **at Illinois (9/21):** Collected two tackles...Made one tackle for loss. **Ohio State (9/29):** Assisted on three tackles. **Michigan State (10/13):** Broke up a pass...Registered a QB hurry. **at Indiana (10/20):** Tied the program's single-game record with four sacks, equaling the mark set by three others...Recorded all four sacks in the fourth quarter...Set career highs for tackles (6), tackles for loss (4.0) and sacks...Forced a fumble in the fourth quarter...Named the coaching staff's Defensive Player of the Week. **at Michigan (11/3):** Registered a QB hurry. **at Rutgers (11/17):** Recorded three tackles, including two solo. **Maryland (11/24):** Broke up a pass.

» 2018 GAME-BY-GAME

Tackles (Solo-Assisted-Total)

APPALACHIAN STATE 0-0-0; at Pittsburgh 5-0-5; KENT STATE 1-2-3; at Illinois 1-1-2; OHIO STATE 0-3-3; MICHIGAN STATE 0-0-0; at Indiana 6-0-6; IOWA 0-0-0; at Michigan 0-0-0; WISCONSIN 0-0-0; at Rutgers 2-1-3; MARYLAND 0-0-0.

» TONEY'S CAREER STATISTICS & GAME HIGHS

	UA-A	TK	FF	FR	I	PBU	SACK	TFL
2017	8-12	20	2	-	-	-	4.0-31	6.5-39
2018	15-7	22	1	-	-	2	5.0-40	7.5-47
CAREER	23-19	42	3	-	-	2	9.0-71	14.0-86

Tackles 6; at Indiana, 10/20/18
Tackles for Loss 4.0; at Indiana, 10/20/18
Sacks 4.0; at Indiana, 10/10/18
Forced Fumble 1; Three Times: Last at Indiana, 10/20/18
Pass Breakups 1; Twice: Last Maryland, 11/24/18



KYLE VASEY 96
 Long Snapper | 6-2 | 226
 5th/Senior
 Lackawaxen, Pa./Wallenpaupack
 Major: Rehabilitation & Human Services


» 2018

Award: Won the John Bruno Memorial Award, as an outstanding member of the special teams, at the team's awards banquet.

Season: Appeared in 12 games...One of 22 players to have earned their degree entering the 2019 Citrus Bowl...Graduated with a degree in rehabilitation & human services.

Appalachian State (9/1): Helped Blake Gillikin to average 43.0 yards per punt and Jake Pinegar to hit a 32-yard field goal and all six extra points. **at Pittsburgh (9/8):** Appeared on special teams...Aided Blake Gillikin to a 42.6 punt average...Helped Jake Pinegar to hit all seven extra point attempts. **Kent State (9/15):** Aided Jake Pinegar to hit all nine extra point attempts...Helped Blake Gillikin to average 48.5 yards per punt. **at Illinois (9/21):** Helped Jake Pinegar to convert nine extra point attempts...Assisted Blake Gillikin in dropping his 54th career punt inside the 20. **Ohio State (9/29):** Aided Jake Pinegar in making two field goals, including a 39-yard kick, and both of his extra point attempts...Helped Blake Gillikin to hit eight punts for 312 yards, while dropping three punts inside the 20. **Michigan State (10/13):** Helped Jake Pinegar to hit both of his extra point attempts and a 20-yard field goal...Aided Blake Gillikin as he had eight punts for 364 yards, while dropping one punt inside the 20. **at Indiana (10/20):** Helped Jake Pinegar to hit both of his field goal attempts and three extra points...Aided Blake Gillikin to average 40.2 yards per punt on six kicks, including a 53-yard punt and two inside the 10. **Iowa (10/27):** Helped Jake Pinegar to hit three field goal attempts, converting 45-, 49- and 44-yard attempts...Aided Pinegar to become the first PSU player since Sam Ficken vs. Maryland in 2014 to hit three field goals over 40 yards in a game...Helped Blake Gillikin to average 41.8 yards per punt, including a 54-yard punt. **at Michigan (11/3):** Helped Blake Gillikin to record a career-high 370 punt yards while tying a career best with eight punts...Gillikin hit a career-long 74 yard punt, which is tied with Anthony Fera (2010 vs. Iowa) for the fourth-longest punt in program history...Aided Jake Pinegar to hit his only extra point attempt. **Wisconsin (11/10):** Helped Jake Pinegar to tie a career high with three field goals...Pinegar hit from 49, 42 and 23 yards, matching a career high with his 49-yard make... Helped Blake Gillikin to average 38.0 yards per punt, landing one at the Wisconsin 6. **at Rutgers (11/17):** Helped Blake Gillikin to average 48.7 yards per punt, including punts of 67 and 70 yards, the 19th- and ninth-best punts in program history, respectively...Aided Jake Pinegar to hit both of his field goal attempts and both of his extra point attempts. **Maryland (11/24):** Helped Jake Pinegar to hit a 25-yard field goal and all five extra point attempts...Assisted Blake Gillikin in landing a punt inside the 20.

NOTE: Has one career tackle on punt coverage vs. Nebraska (2018).



JASON VRANIC 51
 Linebacker | 6-0 | 224
 Senior/Senior
 Wheatfield, N.Y./Eric C.C.
 Major: Kinesiology

» 2018

Award: Academic All-Big Ten selection...Earned the Quarterback Club Award, for deserving special recognition, at the team's awards banquet.

Season: Appeared in two games this season.

Kent State (9/15): Earned playing time on defense and special teams... Assisted on one tackle. **Michigan State (10/13):** Named the coaching staff's Scout Team Defensive Player of the Week. **Iowa (10/27):** Named the coaching staff's Scout Team Special Teams Player of the Week. **at Rutgers (11/17):** Earned the coaching staff's Scout Team Special Teams Player of the Week award. **Maryland (11/24):** Saw playing time on defense and special teams.

» 2018 GAME-BY-GAME

Tackles (Solo-Assisted-Total)

APPALACHIAN STATE DNP; at Pittsburgh DNP; KENT STATE 0-1-1; at Illinois DNP; OHIO STATE DNP; MICHIGAN STATE DNP; at Indiana DNP; IOWA DNP; at Michigan DNP; WISCONSIN DNP; at Rutgers DNP; MARYLAND 0-0-0.

» VRANIC'S CAREER STATISTICS & GAME HIGHS

	UA-A	TK	FF	FR	I	PBU	SACK	TFL
2017	1-0	1	-	-	-	-	-	-
2018	0-1	1	-	-	-	-	-	-
CAREER	1-1	2	-	-	-	-	-	-

Tackles 1; Twice: Last Kent State, 9/15/18



LAMONT WADE 38
 Cornerback | 5-9 | 195
 Sophomore/Sophomore
 Clairton, Pa./Clairton
 Major: Division of Undergraduate Studies

» 2018

Season: Appeared in 12 games.

Appalachian State (9/1): Saw playing time on defense and special teams...Assisted on one tackle. **at Pittsburgh (9/8):** Recorded four tackles, making two solo stops. **Kent State (9/15):** Made three tackles... Recorded his first two career tackles for loss, including a solo sack. **Michigan State (10/13):** Made four stops, including three solo. **at Indiana (10/20):** Recorded a tackle on a punt. **Iowa (10/27):** Made one stop on a punt return. **at Michigan (11/3):** Collected a solo tackle. **at Rutgers (11/17):** Made two stops, including one solo.

» 2018 GAME-BY-GAME

Tackles (Solo-Assisted-Total)

APPALACHIAN STATE 0-1-1; at Pittsburgh 2-2-4; KENT STATE 3-0-3; at Illinois 0-0-0; OHIO STATE 0-0-0; MICHIGAN STATE 3-1-4; at Indiana 1-0-1; IOWA 1-0-1; at Michigan 1-0-1; WISCONSIN 0-0-0; at Rutgers 1-1-2; MARYLAND 0-0-0.

» WADE'S CAREER STATISTICS & GAME HIGHS

	UA-A	TK	FF	FR	I	PBU	SACK	TFL
2017	14-17	31	1	-	-	3	-	-
2018	12-5	17	-	-	-	-	1.0-7	2.0-9
CAREER	26-22	48	1	-	-	3	1.0-7	2.0-9

Tackles 5; Twice: Last Nebraska, 11/18/17

Tackles for Loss 2.0; Kent State, 9/15/18

Sacks 1.0; Kent State, 9/15/18

Forced Fumbles 1; Rutgers, 11/11/17

Pass Breakups 1; Three Times: Last Nebraska, 11/18/17



RASHEED WALKER 53
 Offensive Line | 6-6 | 308
 Freshman/Freshman
 Waldorf, Md./North Point
 Major: Division of Undergraduate Studies

» 2018

Season: Appeared in two games...One of 16 true freshmen to make their debut this year...One of 40 players to make their Penn State debut this season.

Kent State (9/15): Saw playing time on offense. **at Rutgers (11/17):** Earned playing time on offense. **Maryland (11/24):** Saw action on special teams.



JUSTIN WELLER 80
 Wide Receiver | 6-0 | 192
 Sophomore/Freshman
 Sinking Spring, Pa./Wilson
 Major: Division of Undergraduate Studies

» 2018

Award: Academic All-Big Ten selection.

Season: Appeared in one game...One of 37 players to make their Penn State debut this season.

at Pittsburgh (9/8): Named the coaching staff's Scout Team Offensive Player of the Week. **Maryland (11/24):** Saw action on offense and special teams.



CHRISTOPHER WELDE 31
 Cornerback | 5-7 | 170
 Senior/Junior
 Newtown, Pa./Council Rock North
 Major: Mechanical Engineering

» 2018

Awards: Earned the Nittany Lion Club Award, presented to the senior with the highest grade point average, at the team's awards banquet.

Season: Appeared in one game...One of 40 players to make their Penn State debut this season.

at Indiana (10/20): Named the coaching staff's Scout Team Defensive Player of the Week. **Maryland (11/24):** Made his Penn State debut...Saw action on special teams.



ROBERT WINDSOR 54
 Defensive Tackle | 6-4 | 304
 Senior/Junior
 Fond Du Lac, Wis./Fond Du Lac
 Major: Telecommunications

» 2018

Awards: Named second-team All-Big Ten by the Associated Press... Selected honorable mention All-Big Ten by the league's coaches and media...Named Big Ten Defensive Player of the Week following the Wisconsin (11/10) game...Selected Outback Bowl Player of the Week after the Wisconsin game...Named to the Pro Football Focus Big Ten Team of the Week after the Wisconsin game...Selected for the Pro Football Focus Big Ten Team of the Week following the Rutgers (11/17) game.

Season: Made 12 starts...One of 22 players to have earned their degree entering the 2019 Citrus Bowl...Graduated with a degree in telecommunications.

Rankings: Sits at No. 9 in the Big Ten and No. 47 in the FBS with 0.63 sacks per game.

Appalachian State (9/1): Assisted on two tackles. **at Pittsburgh (9/8):** Made two tackles, including one solo. **Kent State (9/15):** Started at defensive tackle. **at Illinois (9/21):** Made a career-best six tackles, including three solo stops...Set a career mark with 2.5 tackles for loss to go along with 1.5 sacks...Had a forced fumble. **Ohio State (9/29):** Recorded five tackles, including two solo...Assisted on a sack and registered a full tackle for loss...Added a QB hurry. **Michigan State (10/13):** Collected two tackles...Assisted on a sack. **at Indiana (10/20):** Posted two tackles, including a solo tackle for loss...Added a QB hurry. **Iowa (10/27):** Registered two tackles, including a solo sack...Contributed a QB hurry. **at Michigan (11/3):** Made three stops, including one solo. **Wisconsin (11/10):** Tied a career high with six tackles, five solo...Set a career high with two sacks...Named the coaching staff's Defensive Player of the Week. **at Rutgers (11/17):** Matched a career best with six tackles, including four solo...Had two tackles for loss, including a sack...Forced a fumble in the third quarter...Named the coaching staff's Defensive Player of the Week. **Maryland (11/24):** Tallied three tackles, all solo...Added a solo sack.

» 2018 GAME-BY-GAME

Tackles (Solo-Assisted-Total)

APPALACHIAN STATE 0-2-2; at Pittsburgh 1-1-2; KENT STATE 0-0-0; at Illinois 3-3-6; OHIO STATE 2-3-5; MICHIGAN STATE 0-2-2; at Indiana 2-0-2; IOWA 1-1-2; at Michigan 1-2-3; WISCONSIN 5-1-6; at Rutgers 4-2-6; MARYLAND 3-0-3.

» WINDSOR'S CAREER STATISTICS & GAME HIGHS

	UA-A	TK	FF	FR	I	PBU	SACK	TFL
2016	9-14	23	-	-	-	-	1.0-6	1.5-6
2017	6-13	19	1	3	-	-	2.0-14	2.5-15
2018	22-17	39	2	-	-	-	7.5-43	11.0-51
CAREER	37-44	81	3	3	-	-	10.5-63	15.0-72

Tackles 6; Three Times: Last at Rutgers, 11/17/18

Sacks 2.0; Wisconsin, 11/10/18

Tackles For Loss 2.5; Illinois, 9/21/18

Forced Fumbles 1; Three Times: Last at Rutgers, 11/17/18

Fumble Recoveries 1; Three Times: Last at Maryland, 11/25/17



CHASZ WRIGHT 77
 Offensive Line | 6-7 | 348
 Graduate/Senior
 Woodbridge, Va./Milford Academy
 Major: Communication Arts and Sciences (2nd degree)

» 2018

Awards: Earned the Quarterback Club Award, as a player who deserves special recognition, at the team's awards banquet.

Season: Appeared in 12 games, including two starts at right tackle... One of 10 Penn Staters to enter 2018 having already earned a degree... Graduated with his degree in telecommunications in May 2018.

Appalachian State (9/1): Helped the Nittany Lion offense to 434 yards, including 204 on the ground...Cleared the way for five rushing touchdowns, including two by Trace McSorley and two by Miles Sanders... Helped McSorley to collect his 17th game with a passing and a rushing touchdown...Sanders had 91 yards, while Ricky Slade scored his first career touchdown, a 27-yard run. **at Pittsburgh (9/8):** Saw playing time on offense and special teams. **Kent State (9/15):** Earned playing time on offense and special teams. **at Illinois (9/21):** Saw game action on offense and special teams. **Ohio State (9/29):** Saw playing time on special teams. **Michigan State (10/13):** Earned playing time on special teams. **at Indiana (10/20):** Helped the Nittany Lions to post 417 total yards, including 243 through the air...Led the way as Trace McSorley recorded his second career 100-yard rushing game with two rushing touchdowns... Paved the way for Miles Sanders' 126 all-purpose yards, including 72 yards and a touchdown on the ground...Helped McSorley to post his 26th career 200-yard passing game. **Iowa (10/27):** Led the way as Penn State gained 312 total yards, including 118 rushing...Helped Trace McSorley to post his 20th career game with a passing and a rushing touchdown, including a 51-yard touchdown run in the third quarter, only the second run of 20 or more yards allowed by Iowa this season. **at Michigan (11/3):** Helped Tommy Stevens to rush for an 8-yard touchdown...Blocked for Trace McSorley as he reached the 9,000 career passing yards mark. **Wisconsin (11/10):** Earned playing time on offense and special teams. **at Rutgers (11/17):** Saw playing time on special teams. **Maryland (11/24):** Earned action on offense and special teams.

SCORING SUMMARY

Plays	Yds.	Time	Result	Qtr.	Scoring Play	Plays	Yds.	Time	Result	Qtr.	Scoring Play
APPALACHIAN STATE (7)						INDIANA (6)					
7	75	2:58	TD	1	McSorley 12-yard run (Pinegar kick)	5	36	2:00	TD	1	Sanders 1-yard run (Pinegar kick)
12	77	4:32	FG	2	Pinegar 32-yard field goal	6	83	2:20	TD	2	Freiermuth 23-yard pass from Stevens (Pinegar kick)
8	65	3:22	TD	3	McSorley 10-yard run (Pinegar kick)	7	65	2:33	FG	2	Pinegar 27-yard field goal
8	72	3:40	TD	3	Slade 27-yard run (Pinegar kick)	13	63	5:04	FG	3	Pinegar 32-yard field goal
6	75	2:22	TD	4	Sanders 2-yard run (Pinegar kick)	1	5	0:20	TD	3	McSorley 5-yard run (Pinegar kick blocked)
7	48	0:57	TD	4	Hamler 15-yard pass from McSorley (Pinegar kick)	5	32	1:27	TD	4	McSorley 4-yard run (Pinegar kick)
4	25	-	TD	OT	Sanders 4-yard run (Pinegar kick)						
PITTSBURGH (8)						IOWA (6)					
3	63	1:09	TD	1	Hamler 32-yard run (Pinegar kick)	10	85	4:51	TD	1	Freiermuth 18-yard pass from McSorley (Pinegar kick)
3	35	0:33	TD	2	Hamler 14-yard pass from McSorley (Pinegar kick)	1	3	0:04	TD	2	Stevens 3-yard run (Pinegar kick)
8	40	2:39	TD	3	McSorley 4-yard run (Pinegar kick)	4	31	0:34	FG	2	Pinegar 45-yard field goal
-	-	-	Safety	-	TEAM (holding in end zone)	4	77	1:14	TD	3	McSorley 51-yard run (Pinegar kick)
-	39	-	TD	3	Thompkins 39-yard punt return (Pinegar kick)	6	24	1:45	FG	3	Pinegar 49-yard field goal
5	64	2:29	TD	4	Hippenhammer 11-yard pass from McSorley (Pinegar kick)	4	5	1:25	FG	4	Pinegar 44-yard field goal
12	61	4:00	TD	4	Allen 4-yard run (Pinegar kick)						
1	34	0:11	TD	4	Polk 34-yard pass from Clifford (Pinegar kick)	MICHIGAN (1)					
						11	75	5:45	TD	4	Stevens 8-yard run (Pinegar kick)
KENT STATE (9)						WISCONSIN (5)					
5	75	2:09	TD	1	Thompkins 40-yard pass from McSorley (Pinegar kick)	8	75	3:23	TD	1	Thompkins 14-yard pass from McSorley (Pinegar kick)
9	75	3:02	TD	1	McSorley 1-yard run (Pinegar kick)	9	21	3:41	FG	1	Pinegar 49-yard field goal
7	31	3:00	TD	1	McSorley 2-yard run (Pinegar kick)	7	60	2:40	TD	2	Sanders 1-yard run (Pinegar kick failed)
4	43	0:21	TD	2	McSorley 13-yard run (Pinegar kick)	12	50	5:33	FG	3	Pinegar 42-yard field goal
8	57	3:03	TD	3	Allen 7-yard run (Pinegar kick)	13	49	6:40	FG	4	Pinegar 23-yard field goal
2	41	0:35	TD	3	Slade 2-yard run (Pinegar kick)						
8	70	3:50	TD	3	Polk 41-yard pass from McSorley (Pinegar kick)	RUTGERS (4)					
3	98	1:12	TD	4	George 95-yard pass from Clifford (Pinegar kick)	13	71	5:06	FG	1	Pinegar 22-yard field goal
3	80	1:11	TD	4	Thomas 15-yard run (Pinegar kick)	4	28	0:53	TD	2	Freiermuth 6-yard pass from McSorley (Pinegar kick)
						8	79	1:05	FG	2	Pinegar 19-yard field goal
ILLINOIS (9)						8	46	3:10	TD	4	Freiermuth 18-yard pass from McSorley (Pinegar kick)
9	70	3:32	TD	1	Sanders 14-yard run (Pinegar kick)						
11	75	4:24	TD	2	Sanders 2-yard run (Pinegar kick)	MARYLAND (6)					
8	66	3:14	TD	2	Freiermuth 5-yard pass from McSorley (Pinegar kick)	4	74	1:36	TD	1	McSorley 3-yard run (Pinegar kick)
5	80	2:00	TD	3	Sanders 48-yard run (Pinegar kick)	8	75	2:55	TD	1	McSorley 20-yard run (Pinegar kick)
11	60	6:11	TD	4	Ju. Johnson 16-yard pass from McSorley (Pinegar kick)	12	63	3:55	FG	2	Pinegar 25-yard field goal
1	21	0:09	TD	4	Hamler 21-yard pass from McSorley (Pinegar kick)	9	86	3:35	TD	3	Slade 8-yard run (Pinegar kick)
2	66	0:36	TD	4	Slade 61-yard run (Pinegar kick)	6	80	2:31	TD	4	Freiermuth 5-yard pass from McSorley (Pinegar kick)
6	54	2:48	TD	4	Slade 1-yard run (Pinegar kick)	7	72	3:09	TD	4	Slade 1-yard run (Pinegar kick)
2	10	0:50	TD	4	J. Brown 6-yard run (Pinegar kick)						
OHIO STATE (5)											
8	63	3:37	FG	1	Pinegar 34-yard field goal						
4	7	1:30	FG	2	Pinegar 39-yard field goal						
3	93	1:03	TD	2	Hamler 93-yard pass from McSorley (Pinegar kick)						
6	73	2:22	TD	4	Freiermuth 2-yard pass from McSorley (Pinegar kick)						
7	52	2:18	TD	4	Sanders 1-yard run (Hippenhammer rush failed)						
MICHIGAN STATE (3)											
4	94	1:32	TD	1	Hamler 5-yard pass from McSorley (Pinegar kick)						
5	64	2:18	TD	2	Sanders 48-yard run (Pinegar kick)						
11	55	5:15	FG	4	Pinegar 20-yard field goal						

PENN STATE GAME-BY-GAME

	App	at Pitt	KSU	at ILL	OSU	MSU	at IND	IOWA	at MICH	WIS	at RU	UMD
First Downs	24	23	26	31	22	14	20	16	11	23	19	28
Rushing	10	10	14	20	9	5	8	6	5	13	9	13
Passing	11	8	9	7	9	9	12	10	5	8	8	11
Penalty	3	5	3	4	4	0	0	0	1	2	2	4
Net Yards Rushing	205	211	297	387	206	205	174	118	68	183	139	310
Rushing Attempts	44	33	45	51	44	32	36	35	30	47	39	44
Average Per Rush	4.7	6.4	6.6	7.6	4.7	6.4	4.8	3.4	2.3	3.9	3.6	7.0
Rushing Touchdowns	5	3	6	6	1	1	3	2	1	1	0	4
Yards Gained	220	244	307	402	248	215	207	164	107	229	152	317
Yards Lost	15	33	10	15	42	10	33	46	39	46	13	7
Net Yards Passing	229	179	346	204	286	192	243	194	118	160	183	255
Completions	20	15	14	13	16	19	20	13	8	19	17	14
Attempts	35	31	25	20	32	32	37	29	17	25	37	24
Interceptions	0	0	1	1	0	0	1	1	2	0	1	0
Yards Per Attempt	6.5	5.8	13.8	10.2	8.9	6.0	6.6	6.7	6.9	6.4	4.9	10.6
Yards Per Completion	11.5	11.9	24.7	15.7	17.9	10.1	12.1	14.9	14.8	8.4	10.8	18.2
Passing Touchdowns	1	3	3	3	2	1	1	1	0	1	2	1
Total Offensive Yards	434	390	643	591	492	397	417	312	186	343	322	565
Plays	79	64	70	71	76	64	73	64	47	72	76	68
Yards Per Play	5.5	6.1	9.2	8.3	6.5	6.2	5.7	4.9	4.0	4.8	4.2	8.3
Fumbles-Lost	--	3-2	2-0	2-1	2-1	1-1	4-1	1-1	1-1	3-2	2-1	2-1
Penalties-Yards	2-10	4-45	9-85	8-72	7-64	6-41	3-40	6-47	4-35	3-22	3-43	3-23
Punts-Yards	5-215	5-213	2-97	1-42	8-312	8-364	6-241	6-209	8-370	3-114	6-292	3-119
Yards Per Punt	43.0	42.6	48.5	42.0	39.0	45.5	40.2	34.8	46.2	38.0	48.7	39.7
Net Yards Per Punt	40.8	43.6	28.5	42.0	39.2	39.8	35.2	29.5	34.5	36.3	38.7	40.3
Inside 20	1	4	0	1	3	1	2	0	1	1	3	1
50+ Yard Kicks	1	2	1	0	1	1	1	1	1	0	3	0
Touchbacks	0	0	2	0	0	1	1	0	2	0	3	0
Fair Catch	3	1	0	0	3	1	0	0	1	1	2	0
Kickoffs-Yards	6-361	8-408	10-618	10-606	6-390	4-259	7-405	9-552	2-99	6-334	4-227	7-409
Yards Per Kickoff	60.2	51.0	61.8	60.6	65.0	64.8	57.9	61.3	49.5	55.7	56.8	58.4
Net Yards Per Kickoff	30.2	40.5	42.2	45.4	40.0	42.2	40.9	36.0	36.0	40.0	42.8	41.6
Touchbacks	2	2	6	5	6	3	4	5	0	1	1	0
Punt Returns	1	2	5	3	5	4	3	4	1	1	2	0
Yards	29	38	93	47	7	17	13	10	1	4	10	0
Touchdowns	0	1	0	0	0	0	0	0	0	0	0	0
Yards Per Return	29.0	19.0	18.6	15.7	1.4	4.2	4.3	2.5	1.0	4.0	5.0	0.0
Kickoff Returns	1	3	1	2	3	3	5	2	2	1	1	1
Yards	52	73	52	32	47	57	170	82	30	10	10	-1
Touchdowns	0	0	0	0	0	0	0	0	0	0	0	0
Yards Per Return	52.0	24.3	52.0	16.0	15.7	19.0	34.0	41.0	15.0	10.0	10.0	-1.0
Interceptions	1	1	0	2	1	1	1	2	0	2	2	0
Yards	0	0	0	28	45	37	1	51	0	6	2	0
Touchdowns	0	0	0	0	0	0	0	0	0	0	0	0
Fumble Recoveries	0	2	0	0	0	0	2	0	0	2	2	0
Returns-Yards	0-0	1-0	0-0	0-0	0-0	0-0	0-0	0-0	0-0	1-7	2-2	0-0
Touchdowns	0	0	0	0	0	0	0	0	0	0	0	0
Miscellaneous Yards	0	0	0	0	0	0	0	0	9	0	0	0
Possession Times	27:32	25:38	28:22	29:55	31:39	25:48	26:02	24:42	22:04	33:59	27:42	27:12
1st Quarter	6:37	3:49	8:11	9:06	10:49	5:14	6:30	7:38	6:03	9:33	7:01	5:25
2nd Quarter	8:31	7:05	7:36	8:15	7:29	6:34	6:26	5:01	4:26	8:37	6:21	7:56
3rd Quarter	7:02	7:55	7:28	8:04	5:47	6:49	6:02	5:41	3:54	7:35	5:05	5:46
4th Quarter	5:22	6:49	5:07	4:30	7:34	7:11	7:04	6:22	7:41	8:14	9:15	8:05
3rd-Down Conversions	6-15	4-11	5-12	9-11	3-17	3-14	5-15	4-14	2-11	6-15	11-19	3-7
4th-Down Conversions	1-2	0-0	2-3	0-0	1-3	0-1	0-1	1-2	1-1	2-2	0-0	0-0
Red Zone Scoring	6-6	4-4	6-6	6-6	3-3	2-3	5-5	2-3	1-1	3-3	4-6	6-6
Touchdowns	5	4	6	6	2	2	3	2	1	2	2	5
Field Goals	1	0	0	0	1	1	2	0	0	1	2	1
Sacks By-Yards	2-14	4-31	7-46	2-14	1-2	3-14	6-44	3-18	1-5	5-45	4-30	5-11
PAT Kicks	6-6	7-7	9-9	9-9	2-2	2-2	3-4	3-3	1-1	1-2	2-2	5-5
Field Goals	1-1	0-1	0-0	0-1	2-3	1-2	2-2	3-3	0-0	3-5	2-2	1-1
Total Points	45	51	63	63	26	17	10	30	7	22	20	38
Touchdowns Rushing	5	3	6	6	1	1	3	2	1	1	0	4
Touchdowns Passing	1	3	3	3	2	1	1	1	0	1	2	1
Touchdown Returns	0	1	0	0	0	0	0	0	0	0	0	0
Other Touchdowns	0	0	0	0	0	0	0	0	0	0	0	0
Safeties	0	1	0	0	0	0	0	0	0	0	0	0
Kick PAT-Attempts	6-6	7-7	9-9	9-9	2-2	2-2	3-4	3-3	1-1	1-2	2-2	5-5
2pt PAT-Attempts	0-0	0-0	0-0	0-0	0-1	0-0	0-0	0-0	0-0	0-0	0-0	0-0
Field Goals-Attempts	1-1	0-1	0-0	0-1	2-3	1-2	2-2	3-3	0-0	3-5	2-2	1-1
Points Off Turnovers	0	14	0	14	3	0	10	7	0	3	14	0

OPPONENT GAME-BY-GAME

	App	at Pitt	KSU	at ILL	OSU	MSU	at IND	IOWA	at MICH	WIS	at RU	UMD
First Downs	22	15	18	26	21	25	32	23	20	12	17	13
Rushing	8	13	7	12	8	5	13	8	14	7	13	5
Passing	13	1	8	11	11	17	17	13	6	4	1	7
Penalty	1	1	3	3	2	3	2	2	0	1	3	1
Net Yards Rushing	159	245	41	245	119	123	224	135	259	209	188	74
Rushing Attempts	37	52	37	45	37	36	45	38	52	37	55	36
Average Per Rush	4.3	4.7	1.1	5.4	3.2	3.4	5.0	3.6	5.0	5.6	3.4	2.1
Rushing Touchdowns	2	1	0	1	1	1	3	0	3	1	1	0
Yards Gained	177	300	106	279	142	146	271	166	269	257	231	114
Yards Lost	18	55	65	34	23	23	47	31	10	48	43	40
Net Yards Passing	292	55	180	166	270	295	330	215	144	60	46	185
Completions	26	9	21	18	22	25	35	19	11	9	5	14
Attempts	39	18	40	31	39	53	55	50	17	20	16	23
Interceptions	1	1	0	2	1	1	1	2	0	2	2	0
Yards Per Attempt	7.5	3.1	4.5	5.4	6.9	5.6	6.0	4.3	8.5	3.0	2.9	8.0
Yards Per Completion	11.2	6.1	8.6	9.2	12.3	11.8	9.4	11.3	13.1	6.7	9.2	13.2
Passing Touchdowns	2	0	1	2	3	2	1	1	2	0	0	0
Total Offensive Yards	451	300	221	411	389	418	554	350	403	269	234	259
Plays	76	70	77	76	76	89	100	88	69	57	71	59
Yards Per Play	5.9	4.3	2.9	5.4	6.5	4.7	5.5	4.0	5.8	4.7	3.3	4.4
Fumbles-Lost	1-0	4-2	1-0	2-0	0-0	4-0	3-2	3-0	0-0	2-2	2-1	1-0
Penalties-Yards	9-100	14-116	10-83	7-81	10-105	3-20	7-55	6-25	9-80	6-50	5-62	7-65
Punts-Yards	6-261	6-202	11-405	4-179	9-431	10-404	6-248	7-259	3-130	5-194	5-232	8-319
Yards Per Punt	43.5	33.7	36.8	44.8	47.9	40.4	41.3	37.0	43.3	38.8	46.4	39.9
Net Yards Per Punt	38.7	27.3	26.5	33.0	47.1	36.7	39.2	35.6	36.3	38.0	40.4	39.9
Inside 20	2	0	2	1	3	3	2	3	1	1	0	5
50+ Yard Kicks	1	0	1	1	3	0	0	0	1	0	1	1
Touchbacks	0	0	1	0	0	1	0	0	1	0	1	0
Fair Catch	3	1	1	0	3	3	1	0	0	2	1	3
Kickoffs-Yards	6-390	3-180	2-130	4-260	5-315	4-241	5-228	5-323	7-425	3-178	2-101	2-78
Yards Per Kickoff	65.0	60.0	65.0	65.0	63.0	60.2	45.6	64.6	60.7	59.3	50.5	39.0
Net Yards Per Kickoff	35.5	35.7	26.5	44.5	43.6	39.8	11.6	33.2	42.1	39.3	45.5	39.5
Touchbacks	5	0	1	2	2	1	0	3	4	2	0	0
Punt Returns	1	3	0	0	1	5	3	3	2	1	0	2
Yards	11	-5	0	0	-2	26	10	32	54	5	0	-2
Touchdowns	0	0	0	0	0	0	0	0	0	0	0	0
Yards Per Return	11.0	-1.7	0.0	0.0	-2.0	5.2	3.3	10.7	27.0	5.0	0.0	-1.0
Kickoff Returns	3	3	3	2	0	1	1	3	1	3	2	6
Yards	130	34	46	27	0	15	19	103	27	69	31	118
Touchdowns	1	0	0	0	0	0	0	0	0	0	0	0
Yards Per Return	43.3	11.3	15.3	13.5	0.0	15.0	19.0	34.3	27.0	23.0	15.5	19.7
Interceptions	0	0	1	1	0	0	1	1	2	0	1	0
Yards	0	0	26	0	0	0	1	24	77	0	0	0
Touchdowns	0	0	0	0	0	0	0	1	1	0	0	0
Fumble Recoveries	0	2	0	1	1	1	1	1	1	2	1	1
Returns-Yards	0-0	2-20	0-0	1-11	0-0	0-0	0-0	0-0	0-0	0-0	0-0	0-0
Touchdowns	0	0	0	0	0	0	0	0	0	0	0	0
Miscellaneous Yards	0	0	0	0	0	0	0	0	0	6	0	0
Possession Times	32:28	34:22	31:38	30:05	28:21	34:12	33:58	35:18	37:56	26:01	32:18	32:48
1st Quarter	8:23	11:11	6:49	5:54	4:11	9:46	8:30	7:22	8:57	5:27	7:59	9:35
2nd Quarter	6:29	7:55	7:24	6:45	7:31	8:26	8:34	9:59	10:34	6:23	8:39	7:04
3rd Quarter	7:58	7:05	7:32	6:56	9:13	8:11	8:58	9:19	11:06	7:25	9:55	9:14
4th Quarter	9:38	8:11	9:53	10:30	7:26	7:49	7:56	8:38	7:19	6:46	5:45	6:55
3rd-Down Conversions	6-16	4-14	7-20	4-12	4-17	5-19	9-21	7-20	8-14	4-15	5-14	5-15
4th-Down Conversions	2-2	0-3	0-0	0-1	1-2	1-2	3-5	2-3	1-2	0-2	1-4	0-0
Red Zone Scoring	3-4	1-3	1-1	3-3	1-2	2-2	3-4	2-3	4-4	1-2	1-2	1-2
Touchdowns	3	1	0	3	1	2	3	1	4	0	1	0
Field Goals	0	0	1	0	0	0	0	1	0	1	0	1
Sacks By-Yards	1-8	1-8	1-6	2-12	4-18	1-7	3-16	3-15	5-36	3-27	0-0	1-7
PAT Kicks	5-5	0-0	1-1	3-3	3-3	3-3	4-4	2-2	6-6	1-1	1-1	0-0
Field Goals	1-2	0-1	1-1	1-3	0-1	0-0	0-0	2-2	0-1	1-1	0-0	1-2
Total Points	38	6	10	24	27	21	28	24	42	10	7	3
Touchdowns Rushing	2	1	0	1	1	1	3	0	3	1	1	0
Touchdowns Passing	2	0	1	2	3	2	1	1	2	0	0	0
Touchdown Returns	1	0	0	0	0	0	0	1	1	0	0	0
Other Touchdowns	0	0	0	0	0	0	0	0	0	0	0	0
Safeties	0	0	0	0	0	0	0	2	0	0	0	0
Kick PAT-Attempts	5-5	0-0	1-1	3-3	3-3	3-3	4-4	2-2	6-6	1-1	1-1	0-0
2pt PAT-Attempts	0-0	0-1	0-0	0-0	0-1	0-0	0-0	0-0	0-0	0-0	0-0	0-0
Field Goals-Attempts	1-2	0-1	1-1	1-3	0-1	0-0	0-0	2-2	0-1	1-1	0-0	1-2
Points Off Turnovers	0	0	3	3	7	0	0	7	21	0	0	0

INDIVIDUAL GAME-BY-GAME

RUSHING

(ATT-YDS-TD)	App	at Pitt	KSU	at ILL	OSU	MSU	at IND	IOWA	at MICH	WIS	at RU	UMD
Allen, Mark	6-25-0	7-12-1	11-62-1	INJ	INJ	INJ	INJ	INJ	INJ	INJ	INJ	INJ
Brown, Journey	DNP	DNP	-	2-10-1	DNP	DNP	1-5-0	-	1-8-0	-	-	3-17-0
Clifford, Sean	-	-	2-10-0	2-(-9)-0	DNP	DNP	DNP	DNP	DNP	DNP	DNP	DNP
Gillikin, Blake	-	-	-	-	-	-	1-(-10)-0	-	-	-	-	-
Hamler, KJ	-	1-32-1	1-0-0	-	-	-	-	-	-	1-1-0	-	-
McSorley, Trace	12-53-2	5-36-1	9-54-3	15-92-0	25-175-0	13-37-0	19-107-2	12-63-1	12-(-6)-0	11-9-0	7-39-0	11-64-2
Sanders, Miles	19-95-2	16-118-0	14-86-0	22-200-3	16-43-1	17-162-1	15-72-1	17-62-0	7-14-0	23-159-1	27-88-0	14-128-0
Shorter, Justin	DNP	DNP	-	DNP	DNP	DNP	DNP	DNP	DNP	-	1-9-0	DNP
Slade, Ricky	6-39-1	4-13-0	5-1-1	10-94-2	DNP	1-8-0	DNP	DNP	DNP	2-1-0	2-10-0	11-64-2
Stevens, Tommy	DNP	DNP	DNP	DNP	3-(-12)-0	DNP	-	5-18-1	10-52-1	7-25-0	-	3-35-0
Thomas, Johnathan	-	-	3-84-1	-	-	-	-	-	-	1-1-0	-	2-2-0
TEAM	1-(-3)-0	-	-	-	-	1-(-2)-0	-	-	-	2-(-13)-0	2-(-7)-0	-

RECEIVING

(REC-YDS-TD)	App	at Pitt	KSU	at ILL	OSU	MSU	at IND	IOWA	at MICH	WIS	at RU	UMD
Allen, Mark	3-18-0	1-7-0	-	INJ	INJ	INJ	INJ	INJ	INJ	INJ	INJ	INJ
Arcangelo, Joe	DNP	DNP	DNP	DNP	DNP	DNP	DNP	DNP	DNP	DNP	DNP	1-5-0
Bowers, Nick	DNP	DNP	DNP	-	-	3-18-0	-	-	-	-	-	-
Brown, Journey	DNP	DNP	-	-	DNP	DNP	-	-	1-9-0	-	-	-
Dalton, Danny	1-2-0	2-17-0	DNP	DNP	DNP	DNP	DNP	DNP	DNP	DNP	-	DNP
Dotson, Jahan	DNP	DNP	-	DNP	DNP	DNP	1-10-0	2-21-0	2-29-0	2-39-0	4-58-0	1-22-0
Freiermuth, Pat	-	1-5-0	2-35-0	1-5-1	2-44-1	3-32-0	2-32-1	1-18-1	3-51-0	3-34-0	3-47-2	2-27-1
George, Daniel	DNP	DNP	1-95-1	DNP	DNP	DNP	-	DNP	DNP	DNP	DNP	1-17-0
Hamler, KJ	3-67-1	3-40-1	1-22-0	2-41-1	4-138-1	5-66-1	4-27-0	5-96-0	1-20-0	5-35-0	5-71-0	3-90-0
Hippenhammer, Mac	-	1-11-1	-	1-44-0	1-21-0	3-27-0	-	-	-	-	-	-
Holland, Jonathan	2-36-0	2-25-0	-	3-53-0	DNP	DNP	-	-	-	-	-	-
Johnson, Juwan	6-67-0	2-23-0	-	4-51-1	5-61-0	2-19-0	2-72-0	-	DNP	DNP	DNP	2-46-0
Kuntz, Zack	DNP	DNP	1-8-0	DNP	DNP	DNP	DNP	DNP	DNP	DNP	DNP	DNP
Polk, Brandon	2-19-0	2-45-1	2-55-1	-	1-20-0	2-23-0	-	-	-	DNP	-	DNP
Sanders, Miles	3-20-0	1-6-0	3-30-0	-	2-2-0	-	6-54-0	-	1-9-0	2-9-0	4-2-0	-
Shorter, Justin	DNP	DNP	-	DNP	DNP	DNP	DNP	DNP	DNP	1-3-0	-	DNP
Stevens, Tommy	DNP	DNP	DNP	DNP	-	DNP	2-2-0	-	-	-	-	-
Sullivan-Brown, Cam	-	-	-	-	-	1-7-0	2-33-0	-	-	1-9-0	-	-
Thompkins, DeAndre	-	-	4-101-1	2-10-0	-	-	1-13-0	5-59-0	-	5-31-1	1-5-0	3-36-0

PASSING

Trace McSorley

	C-A-I	Pct.	Yards	TD	Long	Sack-Yards	Efficiency
APP STATE	20-35-0	57.1	229	0	46	1-8	121.17
at Pitt	14-30-0	46.7	145	2	22	1-8	109.27
KENT STATE	11-22-1	50.0	229	2	41	1-8	158.35
at Illinois	12-19-1	63.1	160	3	21	1-2	175.47
OHIO STATE	16-32-0	50.0	286	2	47	4-18	145.70
MICHIGAN STATE	19-32-0	59.3	192	1	25	1-7	120.10
at Indiana	19-36-1	52.8	220	0	59	3-16	98.56
IOWA	11-25-1	44.0	167	1	39	3-15	105.31
at Michigan	5-13-1	38.5	83	0	25	4-28	76.71
WISCONSIN	19-25-0	76.0	160	1	30	2-17	142.96
at Rutgers	17-37-1	45.9	183	2	35	0-0	99.92
MARYLAND	12-22-0	54.5	230	1	38	1-7	157.36

Tommy Stevens

	C-A-I	Pct.	Yards	TD	Long	Sack-Yards	Efficiency
APP STATE	-	-	-	-	-	-	DNP
at Pitt	-	-	-	-	-	-	DNP
KENT STATE	-	-	-	-	-	-	DNP
at Illinois	-	-	-	-	-	-	DNP
OHIO STATE	-	-	-	-	-	-	-
MICHIGAN STATE	-	-	-	-	-	-	DNP
at Indiana	1-1-0	100.0	23	1	23	0-0	623.20
IOWA	2-4-0	50.0	27	0	18	0-0	106.70
at Michigan	3-4-1	75.0	35	0	19	1-8	98.50
WISCONSIN	0-0-0	0.0	0	0	0	1-10	0.0
at Rutgers	-	-	-	-	-	-	-
MARYLAND	2-2-0	100.0	25	0	20	0-0	205.00

Note: Sean Clifford Game-by-Game (Comp.-Att.-Yds-TD-INT): Appalachian State DNP; at Pitt 1-1-34-1-0; Kent State 3-3-117-1-0; at Illinois 1-1-44-0-0; Ohio State DNP; Michigan State DNP; at Indiana DNP; Iowa DNP; at Michigan DNP; Wisconsin DNP; at Rutgers DNP; Maryland DNP.

KICKING & PUNTING

KICKOFFS

Season	KO	Total Yds.	TB	OB	Kick Avg.	Returns	Rtn. Yds.	Yds./Rtn.
Checa, Rafael	74	4385	35	5	59.3	24	524	21.8
Pinegar, Jake	3	184	0	0	61.3	3	68	22.7
Tobin, Justin	2	99	0	0	49.5	1	27	27.0

Season	KO	Total Yds.	TB	OB	Kick Avg.	Returns	Rtn. Yds.	Yds./Rtn.
APP STATE	6	361	2	0	60.2	3	130	43.3
at Pitt	8	408	2	0	51.0	3	34	11.3
KENT STATE	10	618	6	0	61.8	3	46	15.3
at Illinois	10	606	5	2	60.6	2	27	13.5
OHIO STATE	6	390	6	0	65.0	0	0	0.0
MICHIGAN STATE	4	259	3	0	60.2	3	130	43.3
at Indiana	7	405	4	0	57.0	1	19	19.0
IOWA	9	552	5	0	61.3	3	103	34.3
at Michigan	2	99	0	0	49.5	1	27	27.0
WISCONSIN	6	334	1	0	55.7	3	69	23.0
at Rutgers	4	227	1	1	56.8	2	31	16.5
MARYLAND	7	409	0	1	58.4	6	118	19.7

PUNTING

Season	No.	Total Yds.	Avg.	Long	FC	I20	50+	Blk
Gillikin, Blake	60	2588	43.1	74	12	18	12	1

Game	No.	Total Yds.	Avg.	Long	FC	I20	50+	Blk
APP STATE	5	215	43.0	55	3	1	1	0
at Pitt	5	213	42.6	52	1	4	2	0
KENT STATE	2	97	48.5	58	0	0	1	0
at Illinois	1	42	42.0	42	0	1	0	0
OHIO STATE	8	312	39.0	53	3	3	1	0
MICHIGAN STATE	8	354	45.5	52	1	1	1	0
at Indiana	6	241	40.2	53	0	2	1	0
IOWA	5	209	41.8	54	0	0	1	1
at Michigan	8	370	46.2	74	1	1	1	0
WISCONSIN	3	114	38.0	44	1	1	0	0
at Rutgers	6	292	48.7	70	2	3	3	0
MARYLAND	3	119	39.7	49	0	1	0	0

INDIVIDUAL GAME-BY-GAME

TACKLES

(UT-AT-TT)	UT-AT	TT	App	at Pitt	KSU	at ILL	OSU	MSU	at IND	IOWA	at MICH	WIS	at RU	UMD
Parsons, Micah	39-30	69	0-4	5-2	2-3	5-1	0-1	1-4	7-1	3-4	4-4	3-4	5-2	4-0
Johnson, Jan	40-26	66	4-7	2-3	2-0	5-1	4-1	2-3	2-1	2-2	7-3	4-1	4-4	2-0
Taylor, Garrett	39-22	61	6-2	2-3	2-1	6-1	1-3	5-1	1-2	3-3	5-2	2-0	1-4	5-0
Brown, Cam	40-20	60	2-2	3-1	3-4	2-1	3-3	2-2	6-2	5-1	5-1	4-1	1-1	4-1
Scott, Nick	32-27	59	5-4	0-2	1-3	4-1	3-2	4-1	5-2	1-4	4-1	3-2	1-5	1-0
Gross-Matos, Yetur	36-18	54	2-1	1-2	2-0	0-1	1-3	2-2	6-4	7-2	3-1	5-0	2-3	3-1
Farmer, Koa	26-25	51	4-2	0-1	-	1-2	2-6	4-2	4-3	2-3	4-0	1-0	2-6	2-0
Oruwariye, Amani	38-11	49	7-0	3-0	2-1	1-2	3-1	4-0	6-3	3-3	2-0	4-0	0-1	3-0
Windsor, Robert	22-17	39	0-2	1-1	-	3-3	2-3	0-2	2-0	1-1	1-2	5-1	4-2	3-0
Sutherland, Jonathan	24-11	35	0-1	1-1	4-1	6-2	-	1-2	6-1	0-1	1-0	2-1	1-2	2-0
Miller, Shareef	22-11	33	1-2	2-0	3-0	0-0	3-2	2-0	-	2-0	2-2	3-0	2-5	2-0
Castro-Fields, Tariq	19-10	29	2-2	1-4	3-0	1-0	2-2	2-0	3-1	1-0	-	1-0	1-0	2-1
Givens, Kevin	17-12	29	DNP	5-2	1-0	0-3	2-2	2-0	-	-	2-0	0-1	1-4	4-0
Brooks, Ellis	18-9	27	0-1	2-0	1-1	5-1	-	0-1	0-1	3-0	2-1	0-1	2-2	3-0
Reid, John	17-7	24	1-0	DNP	DNP	0-0	3-0	2-2	6-2	0-1	-	2-0	1-2	2-0
Toney, Shaka	15-7	22	-	5-0	1-2	1-1	0-3	-	6-0	-	-	-	2-1	-
Wade, Lamont	12-5	17	0-1	2-2	3-0	0-0	-	3-1	1-0	1-0	1-0	-	1-1	-
Mustipher, PJ	7-7	14	0-1	1-1	1-0	1-1	DNP	0-2	1-0	-	0-1	1-1	1-0	1-0
Shelton, Antonio	5-8	13	1-1	1-1	0-1	0-0	1-0	0-1	1-0	0-1	0-1	-	1-1	0-1
Johnson, Donovan	9-3	12	1-1	-	1-0	1-1	DNP	3-1	2-0	-	1-0	-	-	-
Joseph, Daniel	4-8	12	0-1	2-2	0-1	0-1	1-1	-	-	-	-	-	0-1	1-1
Monroe, Ayrton	5-5	10	-	1-1	2-1	0-1	-	-	-	1-1	-	0-1	-	1-0
Simmons, Shane	4-5	9	DNP	DNP	DNP	DNP	DNP	1-1	-	1-0	2-1	-	0-3	-
McPhearson, Zech	6-2	8	1-1	3-1	1-0	0-0	-	-	-	-	-	-	-	1-0
Miller, Jarvis	3-5	8	1-1	0-1	0-1	1-0	-	-	0-1	0-1	1-0	-	DNP	-
Luketa, Jesse	5-2	7	-	1-0	3-0	0-0	-	0-1	-	1-0	-	-	-	0-1
Butler, Jabari	4-1	5	-	1-0	1-0	1-0	-	0-1	-	1-0	DNP	DNP	DNP	DNP
Darien, Dae'Lun	4-0	4	DNP	2-0	1-0	1-0	DNP	DNP	DNP	-	-	-	-	-
Oweh, Jayson	4-0	4	DNP	DNP	3-0	0-0	DNP	DNP	DNP	DNP	DNP	DNP	-	1-0
Petrisheh, John	3-1	4	-	-	-	0-1	-	-	1-0	-	-	1-0	-	1-0
Thorpe, C.J.	1-2	3	-	-	-	-	0-1	0-1	-	-	-	-	-	1-0
Checa, Rafael	2-0	2	-	-	-	-	-	-	-	1-0	DNP	-	1-0	-
Cooper, Jake	2-0	2	DNP	1-0	1-0	-	DNP	DNP	DNP	DNP	DNP	-	DNP	-
Hansard, Fred	1-1	2	0-1	-	-	1-0	-	-	INJ	INJ	INJ	INJ	INJ	INJ
Hartlaub, Drew	1-1	2	DNP	DNP	DNP	-	-	0-1	-	-	-	-	-	1-0
Jordan, Ellison	1-1	2	-	-	1-1	DNP	DNP	DNP	DNP	DNP	DNP	DNP	DNP	DNP
Lutz, Isaac	0-2	2	DNP	-	0-2	0-0	-	-	-	-	-	-	-	-
McSorley, Trace	1-1	2	-	-	1-0	0-1	-	-	-	-	-	-	-	-
Polk, Brandon	1-1	2	-	-	-	0-1	-	-	1-0	-	-	DNP	DNP	DNP
Bowers, Nick	1-0	1	DNP	DNP	DNP	-	-	-	-	-	1-0	-	-	-
Brown, Journey	0-1	1	DNP	DNP	-	0-1	DNP	DNP	-	-	-	-	-	-
Chizmar, Max	0-1	1	DNP	DNP	0-1	DNP	DNP	DNP	DNP	DNP	DNP	DNP	DNP	-
Gillikin, Blake	1-0	1	-	-	-	-	-	-	-	-	1-0	-	-	-
Gordon, Trent	0-1	1	DNP	DNP	0-1	DNP	DNP	DNP	DNP	DNP	DNP	DNP	-	-
Hippenhammer, Mac	1-0	1	-	1-0	-	-	-	-	-	-	-	-	-	-
McGovern, Connor	1-0	1	-	1-0	-	-	-	-	-	-	-	-	-	-
Pinegar, Jake	1-0	1	-	-	-	-	-	-	-	-	-	-	-	1-0
Vranic, Jason	0-1	1	DNP	DNP	0-1	DNP	DNP	DNP	DNP	DNP	DNP	DNP	DNP	-

TFL & SACKS

TFL (Sacks)	App	at Pitt	KSU	at ILL	OSU	MSU	at IND	IOWA	at MICH	WIS	at RU	UMD
Brooks, Ellis	-	-	-	0.5 (0.5)	-	-	-	1.0 (-)	-	-	-	-
Brown, Cam	1.0 (1.0)	1.0 (-)	2.0 (-)	-	-	1.0 (-)	-	-	-	-	-	1.5 (1.0)
Castro-Fields, Tariq	-	-	1.0 (-)	-	-	-	1.0 (-)	-	-	-	-	1.5 (-)
Farmer, Koa	1.0 (-)	-	-	-	0.5 (-)	-	-	-	-	-	1.0 (-)	-
Givens, Kevin	-	2.0 (-)	-	0.5 (-)	1.5 (-)	1.0 (1.0)	-	-	-	-	1.5 (-)	2.0 (2.0)
Gross-Matos, Yetur	0.5 (-)	0.5 (0.5)	2.0 (1.0)	-	1.0 (-)	2.5 (0.5)	2.0 (2.0)	4.0 (2.0)	1.0 (1.0)	2.0 (1.0)	1.0 (-)	3.5 (-)
Hansard, Fred	0.5 (-)	-	-	-	-	-	INJ	INJ	INJ	INJ	INJ	INJ
Jordan, Ellison	-	-	1.0 (1.0)	DNP	DNP	DNP	DNP	DNP	DNP	DNP	DNP	DNP
Joseph, Daniel	-	1.0 (1.0)	-	-	-	-	-	-	-	-	-	-
Johnson, Jan	-	0.5 (0.5)	-	-	-	-	-	-	1.0 (-)	-	-	-
McPhearson, Zech	-	1.0 (1.0)	-	-	-	-	-	-	-	-	-	-
Miller, Jarvis	1.0 (-)	-	-	-	-	-	-	-	-	-	DNP	-
Miller, Shareef	1.0 (-)	2.0 (1.0)	3.0 (2.0)	-	0.5 (-)	2.0 (1.0)	-	-	-	2.0 (2.0)	2.5 (1.0)	1.0 (-)
Monroe, Ayrton	-	-	-	-	-	-	-	-	-	-	-	1.0 (1.0)
Mustipher, PJ	-	-	-	-	DNP	-	-	-	-	-	-	1.0 (-)
Oruwariye, Amani	-	-	1.0 (0.0)	-	-	-	-	-	-	-	-	1.0 (-)
Oweh, Jayson	DNP	DNP	2.0 (2.0)	-	DNP	DNP	DNP	DNP	DNP	DNP	-	-
Parsons, Micah	-	-	0.5 (-)	-	0.5 (0.5)	-	-	-	-	-	2.0 (1.0)	1.0 (-)
Reid, John	-	DNP	DNP	-	-	-	-	-	-	1.0 (-)	-	-
Scott, Nick	1.0 (1.0)	-	-	-	-	-	-	-	-	-	-	-
Shelton, Antonio	-	-	-	-	-	-	-	-	-	-	1.0 (1.0)	0.5 (-)
Sutherland, Jonathan	-	-	1.0 (-)	1.0 (-)	-	-	-	-	-	-	-	-
Taylor, Garrett	-	-	-	1.5 (-)	-	-	-	-	-	-	-	-
Toney, Shaka	-	2.0 (1.0)	0.5 (-)	1.0 (-)	-	-	4.0 (4.0)	-	-	-	-	-
Wade, Lamont	-	-	2.0 (1.0)	-	-	-	-	-	-	-	-	-
Windsor, Robert	-	-	-	2.5 (1.5)	1.0 (0.5)	0.5 (0.5)	1.0 (-)	1.0 (1.0)	-	2.0 (2.0)	2.0 (1.0)	1.0 (1.0)
Team Total	6.0 (2.0)	10.0 (4.0)	16.0 (7.0)	7.0 (2.0)	5.0 (1.0)	7.0 (3.0)	8.0 (6.0)	6.0 (3.0)	2.0 (1.0)	7.0 (5.0)	11.0 (4.0)	15.0 (5.0)

INDIVIDUAL GAME-BY-GAME

ALL-PURPOSE YARDS

	TOTAL	App	at Pitt	KSU	at ILL	OSU	MSU	at IND	IOWA	at MICH	WIS	at RU	UMD
Allen, Mark	124	43	19	62	INJ	INJ	INJ	INJ	INJ	INJ	INJ	INJ	INJ
Arcangelo, Joe	5	DNP	DNP	DNP	DNP	DNP	DNP	DNP	DNP	DNP	DNP	DNP	5
Bowers, Nick	18	-	-	-	-	-	18	-	-	-	-	-	-
Brooks, Ellis	28	-	-	-	28	-	-	-	-	-	-	-	-
Brown, Journey	34	DNP	DNP	-	10	DNP	DNP	5	-	17	-	-	2
Clifford, Sean	10	DNP	0	10	(-9)	DNP	DNP	DNP	DNP	DNP	DNP	DNP	DNP
Dalton, Danny	19	2	17	DNP	DNP	DNP	DNP	DNP	DNP	DNP	DNP	-	DNP
Dotson, Jahan	177	DNP	DNP	(-2)	DNP	DNP	DNP	10	21	29	39	58	22
Farmer, Koa	(-3)	-	-	-	-	-	-	(-3)	-	-	-	-	-
Freiermuth, Pat	330	-	5	35	5	44	32	32	18	51	34	47	27
George, Daniel	112	DNP	DNP	95	DNP	DNP	DNP	-	DNP	DNP	DNP	DNP	17
Gillikin, Blake	(-10)	-	-	-	-	-	-	(-10)	-	-	-	-	-
Hamler, KJ	1335	119	145	107	70	195	123	120	188	51	36	91	90
Hippenhammer, Mac	103	-	11	-	44	21	27	-	-	-	-	-	-
Holland, Jonathan	114	36	25	-	53	DNP	DNP	-	-	-	-	-	-
Johnson, Juwan	339	67	23	-	51	61	19	72	-	DNP	DNP	DNP	46
Kuntz, Zack	8	DNP	DNP	8	DNP	DNP	DNP	DNP	DNP	DNP	DNP	DNP	DNP
McSorley, Trace	723	53	36	54	92	175	37	107	63	(-6)	9	39	64
Oruwariye, Amani	(-2)	-	-	-	-	-	-	-	-	-	(-2)	-	-
Polk, Brandon	162	19	45	55	-	20	23	-	-	-	DNP	-	DNP
Reid, John	44	-	DNP	DNP	-	-	-	-	44	-	-	-	-
Sanders, Miles	1355	111	124	116	200	45	162	126	62	23	168	90	128
Scott, Nick	16	-	-	-	-	-	-	1	7	-	8	-	-
Shorter, Justin	12	DNP	DNP	-	DNP	DNP	DNP	DNP	DNP	DNP	3	9	DNP
Slade, Ricky	166	39	13	1	94	DNP	8	DNP	DNP	DNP	1	10	78
Stevens, Tommy	120	DNP	DNP	DNP	DNP	(-12)	DNP	2	18	52	25	-	35
Sullivan-Brown, Cam	49	-	-	-	-	-	7	33	-	-	9	-	-
Taylor, Garrett	84	-	-	-	-	45	37	-	-	-	-	2	-
Thomas, Johnathan	200	-	-	84	-	-	-	94	-	-	1	-	1
Thompkins, DeAndre	431	29	38	163	40	(-3)	17	12	59	-	35	5	36
Thorpe, C.J.	10	-	-	-	-	-	-	-	-	-	10	-	-
TEAM	(-50)	(-3)	-	-	-	-	(-2)	-	(-25)	-	(-13)	(-7)	-

RED ZONE RECAP

PENN STATE			
Opponent	Scores/Chances	Result	Pct.
APP STATE	6/6	5 TD, 1 FG	100%
at Pittsburgh	4/4	4 TD	100%
KENT STATE	6/6	6 TD	100%
at Illinois	6/6	6 TD	100%
OHIO STATE	3/3	2 TD, 1 FG	100%
MICHIGAN STATE	2/3	2 TD, 1 Missed FG	67%
at Indiana	5/5	3 TD, 2 FG	100%
IOWA	2/3	2 TD, 1 Fumble	67%
at Michigan	1/1	1 TD	100%
WISCONSIN	3/3	2 TD, 1 FG	100%
at Rutgers	4/6	2 TD, 2 FG, 1 Fumble, End of Game	66%
MARYLAND	6/6	5 TD, 1 FG	100%
TOTAL	48/52	40 TD, 8 FG, 1 Missed FG, 3 Turnover	92%

OPPONENT			
Opponent	Series	Result	Pct.
APP STATE	3/4	3 TD, 1 Missed FG	75%
at Pittsburgh	1/3	1 TD, TO on Downs, 1 Missed FG	33%
KENT STATE	1/1	1 FG	100%
at Illinois	3/3	3 TD	100%
OHIO STATE	1/2	1 TD, 1 Missed FG	50%
MICHIGAN STATE	2/2	2 TD	100%
at Indiana	3/4	3 TD, TO on Downs	75%
IOWA	2/3	1 TD, 1 FG, 1 Interception	67%
at Michigan	4/4	4 TD	100%
WISCONSIN	1/2	1 FG, 1 Interception	50%
at Rutgers	1/2	1 TD, TO on Downs	50%
MARYLAND	1/2	1 FG, 1 Missed FG	50%
TOTAL	23/32	19 TD, 3 FG, 4 Missed FG, 5 Turnovers	72%

GAME LEADERS

Opponent	Rushing Attempts	Rushing Yards	Receptions	Receiving Yards	All-Purpose Yards	Tackles
APP STATE	Sanders - 19	Sanders - 91	Ju. Johnson - 6	Hamler - 67	Hamler - 119	Ja. Johnson - 11
at Pittsburgh	Sanders - 16	Sanders - 118	Hamler - 3	Polk - 45	Hamler - 145	Givens/Parsons - 7
KENT STATE	Sanders - 14	Sanders - 86	Thompkins - 4	Thompkins - 101	Thompkins - 163	C. Brown - 7
at Illinois	Sanders - 22	Sanders - 200	Ju. Johnson - 4	Holland - 53	Sanders - 200	Sutherland - 8
OHIO STATE	McSorley - 25	McSorley - 175	Ju. Johnson - 5	Hamler - 138	Hamler - 195	Farmer - 8
MICHIGAN STATE	Sanders - 17	Sanders - 162	Hamler - 6	Hamler - 66	Sanders - 162	Farmer/Taylor - 6
at Indiana	McSorley - 19	McSorley - 107	Sanders - 6	Ju. Johnson - 72	Sanders - 126	Gross-Matos - 10
IOWA	Sanders - 17	McSorley - 63	Hamler/Thompkins - 5	Hamler - 96	Hamler - 188	Gross-Matos - 9
at Michigan	McSorley - 12	Stevens - 52	Freiermuth - 3	Freiermuth - 51	Stevens - 52	Ja. Johnson - 10
WISCONSIN	Sanders - 23	Sanders - 159	Hamler/Thompkins - 5	Dotson - 39	Sanders - 168	Parsons - 7
at Rutgers	Sanders - 27	Sanders - 88	Hamler - 5	Hamler - 71	Hamler - 91	Farmer/Ja. Johnson - 8
MARYLAND	Sanders - 14	Sanders - 128	Hamler/Thompkins - 3	Hamler - 90	Sanders - 128	C. Brown/Taylor - 5

TURNOVERS BY GAME

PENN STATE: 20 GAINED

TYPE	QTR	PLAYER	PLAYS/ YDS	1st DOWNS	RESULT
------	-----	--------	---------------	--------------	--------

APP STATE (1)

Interception	OT	Oruwariye of Thomas	-	-	-
--------------	----	---------------------	---	---	---

PITTSBURGH (3)

Interception	1	Oruwariye of Pickett	7/68	4	Punt
Fumble	2	J. Miller by Christodoulou	3/35	2	TD
Fumble	4	Monroe by Jacques-Louis	1/34	1	TD

KENT STATE (0)

-	-	-	-	-	-
---	---	---	---	---	---

ILLINOIS (2)

Interception	4	Ja. Johnson of Rivers	1/21	1	TD
Interception	4	Brooks of Robinson	2/10	1	TD

OHIO STATE (1)

Interception	2	Taylor of Haskins	4/7	-	FG
--------------	---	-------------------	-----	---	----

MICHIGAN STATE (1)

Interception	3	Taylor of Lewerke	4/6	-	TO on Downs
--------------	---	-------------------	-----	---	-------------

INDIANA (3)

Fumble	3	Taylor by Walker	13/63	4	FG
Fumble	4	Scott by Harris	5/32	2	TD
Interception	4	Scott of Ramsey	3/0	-	Punt

IOWA (2)

Interception	2	Reid of Stanley	1/3	-	TD
Interception	4	Scott of Stanley	5/24	1	Punt

MICHIGAN (0)

-	-	-	-	-	-
---	---	---	---	---	---

WISCONSIN (4)

Fumble	1	Gross-Matos by Coan	9/21	2	FG
Interception	2	Oruwariye of Coan	2/20	1	Blocked FG
Fumble	4	Miller by Coan	-	-	Fumble
Interception	4	Scott of Coan	1/-5	-	Game End

RUTGERS (3)

Interception	2	Reid of Sitkowski	6/13	1	Punt
Interception	2	Taylor of Sitkowski	4/28	2	TD
Fumble	3	Joseph by Pacheco	8/46	3	TD

MARYLAND (0)

-	-	-	-	-	-
---	---	---	---	---	---

OPPONENT: 18 GAINED

TYPE	QTR	PLAYER	PLAYS/ YDS	1st DOWNS	RESULT
------	-----	--------	---------------	--------------	--------

APP STATE (0)

-	-	-	-	-	-
---	---	---	---	---	---

PITTSBURGH (2)

Fumble	2	Weaver by Slade	6/24	1	TO on Downs
Fumble	4	Weaver by Slade	2/10	1	Game End

KENT STATE (1)

Interception	1	Hines of McSorley	5/0	0	FG
--------------	---	-------------------	-----	---	----

ILLINOIS (2)

Fumble	1	Holland by Green	3/7	0	Punt
Interception	2	Ware of McSorley	5/32	2	FG

OHIO STATE (1)

Fumble	2	Jones by Sanders	2/25	1	TD
--------	---	------------------	------	---	----

MICHIGAN STATE (1)

Fumble	1	Thompson by McSorley	4/22	-	Punt
--------	---	----------------------	------	---	------

INDIANA (2)

Interception	2	Fitzgerald of McSorley	3/8	-	Punt
Fumble	4	Crawford by Scott	4/14	-	TO on Downs

IOWA (2)

Fumble	4	Hockaday by Sanders	6/41	2	Punt
Interception	4	Stone of McSorley	-	-	TD Return

MICHIGAN (3)

Fumble	2	Winovich by McSorley	10/48	3	TD
Interception	3	Watson of Stevens	-	-	TD Return
Interception	4	Long of McSorley	4/12	1	TD

WISCONSIN (2)

Fumble	4	Van Lanen by S. Miller	11/46	3	TO on Downs
Fumble	4	Baun by TEAM	6/10	1	Interception

RUTGERS (2)

Interception	3	Wharton of McSorley	5/22	2	Fumble
--------------	---	---------------------	------	---	--------

MARYLAND (1)

Fumble	3	Richardson by Sanders	11/58	3	Missed FG
--------	---	-----------------------	-------	---	-----------

TURNOVERS BY PLAYER

FUMBLES

(#-Lost)	App	at Pitt	KSU	at ILL	OSU	MSU	at IND	IOWA	at MICH	WIS	at RU	UMD
Farmer, Koa	-	-	-	-	-	-	1-0	-	-	-	-	-
Hamler, KJ	-	-	-	-	-	-	1-0	-	-	-	1-0	-
Holland, Jonathan	-	1-0	-	1-1	DNP	DNP	-	-	-	-	-	-
McSorley, Trace	-	-	1-0	-	-	1-1	-	-	1-1	-	-	-
Miller, Shareef	-	-	-	-	-	-	-	-	-	1-1	-	-
Sanders, Miles	-	-	1-0	-	1-1	-	-	1-1	-	-	1-1	1-1
Scott, Nick	-	-	-	-	-	-	1-0	-	-	-	-	-
Slade, Ricky	-	2-2	-	1-0	DNP	-	DNP	DNP	DNP	-	-	-
Stevens, Tommy	DNP	DNP	DNP	DNP	1-0	DNP	-	-	-	-	-	-
Thomas, Johnathan	-	-	-	-	-	-	-	-	-	-	-	1-0
Thompkins, DeAndre	-	-	-	-	-	-	1-0	-	-	-	-	-
Thorpe, C.J.	-	-	-	-	-	-	-	-	-	1-0	-	-
TEAM	-	-	-	-	-	-	-	-	-	1-1	-	-

FORCED FUMBLES

	App	at Pitt	KSU	at ILL	OSU	MSU	at IND	IOWA	at MICH	WIS	at RU	UMD
Brown, Cam	-	-	-	1	-	-	-	1	-	-	-	1
Butler, Jabari	-	1	-	-	-	-	-	-	-	DNP	DNP	DNP
Farmer, Koa	-	-	-	-	-	-	-	1	-	-	-	-
Gross-Matos, Yetur	-	-	-	-	-	1	-	-	-	1	-	-
Mustipher, PJ	-	-	-	-	DNP	-	1	-	-	-	-	-
Oruwariye, Amani	1	-	-	-	-	-	-	-	-	-	-	-
Parsons, Micah	-	-	-	-	-	-	-	-	-	-	1	-
Sutherland, Jonathan	-	-	-	-	-	-	1	-	-	-	-	-
Taylor, Garrett	-	-	-	-	-	1	-	-	-	-	-	-
Toney, Shaka	-	-	-	-	-	-	1	-	-	-	-	-
Windsor, Robert	-	-	-	1	-	-	-	-	-	-	1	-

FUMBLES RECOVERED

(#-Yards)	App	at Pitt	KSU	at ILL	OSU	MSU	at IND	IOWA	at MICH	WIS	at RU	UMD
Gross-Matos, Yetur	-	-	-	-	-	-	-	-	-	1-0	-	-
Joseph, Daniel	-	-	-	-	-	-	-	-	-	-	1-0	-
Miller, Jarvis	-	1-0	-	-	-	-	-	-	-	-	-	-
Miller, Shareef	-	-	-	-	-	-	-	-	-	1-7	-	-
Monroe, Ayrton	-	1-0	-	-	-	-	-	-	-	-	-	-
Scott, Nick	-	-	-	-	-	-	1-0	-	-	-	-	-
Taylor, Garrett	-	-	-	-	-	-	1-0	-	-	-	-	-

INTERCEPTIONS

(#-Yards)	App	at Pitt	KSU	at ILL	OSU	MSU	at IND	IOWA	at MICH	WIS	at RU	UMD
Brooks, Ellis	-	-	-	1-28	-	-	-	-	-	-	-	-
Johnson, Jan	-	-	-	1-0	-	-	-	-	-	-	-	-
Oruwariye, Amani	1-0	1-0	-	-	-	-	-	-	-	1-(-2)	-	-
Reid, John	-	-	-	-	-	-	-	1-44	-	-	1-0	-
Scott, Nick	-	-	-	-	-	-	1-1	1-7	-	1-8	-	-
Taylor, Garrett	-	-	-	-	1-45	1-37	-	-	-	-	1-2	-

SCORING BREAKDOWN

PENN STATE DRIVES

Totals: 69 scoring drives (53 TD, 15 FG, 1 Safety)
Special Teams/Defensive Touchdown:
 TEAM - Safety; at Pittsburgh
 Thompkins, DeAndre - Punt Return; at Pittsburgh

LONGEST DRIVES BY:

Plays: 13, 3x Last: at Rutgers (11/17)
 12, 4x Last: MARYLAND (11/24)
Yards: 98, 2x Last: OHIO STATE (9/29)
 94 MICHIGAN STATE (10/13)
Time: 6:40 WISCONSIN (11/10)
 6:11 at Illinois (9/21)

OPPONENT DRIVES

Totals: 39 scoring drives (30 TD, 7 FG, 2 Safeties)
Special Teams/Defensive Touchdown:
 Evans, Darrynton, App State - Kickoff Return
 Stone, Geno, Iowa - Interception Return
 TEAM - 2 Safeties; Iowa
 Watson, Brandon, Michigan - Interception Return

LONGEST DRIVES BY:

Plays: 15 at Indiana (10/20)
 13 Twice: Last at Michigan (11/3)
Yards: 96 OHIO STATE (9/29)
 90 at Michigan (11/3)
Time: 7:05 at Michigan (11/3)
 6:37 APP STATE (9/1)

LONG PLAY BREAKDOWN

BY YARDAGE

OFFENSE (66)

Yds	Type	Player(s)	Opponent
95*	Pass	George, Daniel from Clifford, Sean	Kent State
93*	Pass	Hamler, KJ from McSorley, Trace	Ohio State
78	Run	Sanders, Miles	Michigan State
69	Run	Thomas, Johnathan	Kent State
61*	Run	Slade, Ricky	Illinois
59	Pass	Johnson, Juwan from McSorley, Trace	Indiana
51*	Run	McSorley, Trace	Iowa
51	Run	McSorley, Trace	Ohio State
48*	Run	Sanders, Miles	Michigan State
48*	Run	Sanders, Miles	Illinois
46	Pass	Hamler, KJ from McSorley, Trace	App State
44	Run	McSorley, Trace	Indiana
44	Pass	Hippenhammer, Mac from Clifford, Sean	Illinois
41*	Pass	Polk, Brandon from McSorley, Trace	Kent State
41	Run	Sanders, Miles	Pittsburgh
40*	Pass	Thompkins, DeAndre from McSorley, Trace	Kent State
39	Pass	Hamler, KJ from McSorley, Trace	Iowa
39	Pass	Thompkins, DeAndre from McSorley, Trace	Kent State
38	Pass	Johnson, Juwan from McSorley, Trace	Maryland
38	Pass	Hamler, KJ (Lateral from Thompkins, DeAndre)	Maryland
36	Pass	Hamler, KJ from McSorley, Trace	Ohio State
35	Run	Sanders, Miles	Rutgers
35	Pass	Dotson, Jahan from McSorley, Trace	Maryland
34	Pass	Hamler, KJ from McSorley, Trace	Maryland
34*	Pass	Polk, Brandon from Clifford, Sean	Pittsburgh
32*	Run	Hamler, KJ	Pittsburgh
31	Pass	Johnson, Juwan from McSorley, Trace	Ohio State
30	Pass	Dotson, Jahan from McSorley, Trace	Wisconsin
29	Run	Sanders, Miles	Wisconsin
29	Pass	Sanders, Miles from McSorley, Trace	Indiana
29	Pass	Holland, Jonathan from McSorley, Trace	App State
27	Run	McSorley, Trace	Indiana
27	Pass	Freiermuth, Pat from McSorley, Trace	Ohio State
27*	Run	Slade, Ricky	App State
26	Pass	Hamler, KJ from McSorley, Trace	Rutgers
25	Pass	Freiermuth, Pat from McSorley, Trace	Michigan
25	Pass	Freiermuth, Pat from McSorley, Trace	Michigan State
23	Pass	Freiermuth, Pat from McSorley, Trace	Rutgers
23	Run	Sanders, Miles	Wisconsin
23*	Pass	Freiermuth from Stevens, Tommy	Indiana
23	Run	McSorley, Trace	Ohio State
23	Pass	Hamler, KJ from McSorley, Trace	Michigan State
23	Pass	Freiermuth, Pat from McSorley, Trace	Kent State
22	Pass	Dotson, Jahan from McSorley, Trace	Maryland
22	Pass	Freiermuth, Pat from McSorley, Trace	Maryland
22	Pass	Sullivan-Brown, Cam from McSorley, Trace	Indiana
22	Pass	Bowers, Nick from McSorley, Trace	Indiana
22	Pass	Hamler, KJ from McSorley, Trace	Kent State
22	Pass	Holland, Jonathan from McSorley, Trace	Pittsburgh
21	Pass	Thompkins, DeAndre from McSorley, Trace	Maryland
21	Pass	Hippenhammer, Mac from McSorley, Trace	Michigan State
21	Pass	Hippenhammer, Mac from McSorley, Trace	Ohio State
21*	Pass	Hamler, KJ from McSorley, Trace	Illinois
21	Pass	Holland, Jonathan from McSorley, Trace	Illinois
21	Run	Sanders, Miles	Pittsburgh
20*	Run	McSorley, Trace	Maryland
20	Run	Sanders, Miles	Maryland
20	Pass	Hamler, KJ from Stevens, Tommy	Maryland
20	Pass	Hamler, KJ from McSorley, Trace	Rutgers
20	Run	Stevens, Tommy	Wisconsin
20	Pass	Hamler, KJ from McSorley, Trace	Michigan
20	Pass	Hamler, KJ from McSorley, Trace	Michigan State
20	Pass	Polk, Brandon from McSorley, Trace	Ohio State
20	Pass	Hamler, KJ from McSorley, Trace	Illinois
20	Run	McSorley, Trace	Pittsburgh
20	Run	Sanders, Miles	Pittsburgh

DEFENSE (4)

Yds	Type	Player(s)	Opponent
45	INT	Taylor, Garrett	Ohio State
44	INT	Reid, John	Iowa
37	INT	Taylor, Garrett	Michigan State
28	INT	Brooks, Ellis	Illinois

SPECIAL TEAMS (15)

Yds	Type	Player(s)	Opponent
94	KR	Thomas, Johnathan	Indiana
67	KR	Hamler, KJ	Iowa
58	KR	Hamler, KJ	Indiana
52	KR	Hamler, KJ	Kent State
52	KR	Hamler, KJ	App State
39*	PR	Thompkins, DeAndre	Pittsburgh
33	PR	Hamler, KJ	Kent State
32	PR	Thompkins, DeAndre	Kent State
29	KR	Thompkins, DeAndre	App State
28	KR	Hamler, KJ	Pittsburgh
27	KR	Hamler, KJ	Pittsburgh
24	KR	Hamler, KJ	Michigan State
22	PR	Thompkins, DeAndre	Illinois
21	KR	Hamler, KJ	Indiana
20	KR	Thomas, Johnathan	Illinois

LONG PLAY BREAKDOWN

LONG PLAYS BY THE NUMBERS

BY YARDAGE

Yards	No.	TD
100+	0	0
90-99	3	2
80-89	0	0
70-79	1	0
60-69	3	1
50-59	6	1
40-49	10	4
30-39	16	3
20-29	46	4

BY TYPE

Type	No.	TD
Rushing	22	7
Passing	44	7
Punt returns	5	1
Kick returns	10	0
Interceptions	4	0
Fumble returns	0	0
Other	0	0
TOTAL	85	15

20+ YARD PLAYS BY PLAYER

Player	No.	TD	R	P	KR	PR	IR	FR
Bowers, Nick	1	0	0	1	0	0	0	0
Brooks, Ellis	1	0	0	0	0	0	1	0
Dotson, Jahan	3	0	0	3	0	0	0	0
Freiermuth, Pat	7	1	0	7	0	0	0	0
George, Daniel	1	1	0	1	0	0	0	0
Hamler, KJ	25	4	1	14	8	1	0	0
Hippenhammer, M.	3	0	0	3	0	0	0	0
Holland, Jonathan	3	0	0	3	0	0	0	0
Johnson, Juwan	3	0	0	3	0	0	0	0
McSorley, Trace	7	2	7	0	0	0	0	0
Polk, Brandon	3	2	0	3	0	0	0	0
Reid, John	1	0	0	0	0	0	1	0
Sanders, Miles	11	2	10	1	0	0	0	0
Slade, Ricky	2	1	2	0	0	0	0	0
Stevens, Tommy	1	0	1	0	0	0	0	0
Sullivan-Brown, Cam	1	0	0	1	0	0	0	0
Taylor, Garrett	2	0	0	0	0	0	2	0
Thomas, J.	3	0	1	0	2	0	0	0
Thompkins, D.	7	1	0	3	0	4	0	0
TOTAL	85	15	22	44	10	5	4	0

LONGEST PLAYS OF THE YEAR

Rushing	78	Sanders, Miles	Michigan State (10/13/18)
Rushing Touchdown	61*	Slade, Ricky	at Illinois (9/21/18)
Passing	95*	George, Daniel from Clifford, Sean	Kent State (9/5/18)
Passing Touchdown	95*	George, Daniel from Clifford, Sean	Kent State (9/15/18)
Punt Return	39*	Thompkins, DeAndre	at Pittsburgh (9/8/18)
Kick Return	94	Thomas, Johnathan	at Indiana (10/20/18)
Interception Return	45	Taylor, Garrett	Ohio State (9/29/18)
Fumble Return	7	Miller, Shareef	Wisconsin (11/10/18)
Punt	74	Gillikin, Blake	at Michigan (11/3/18)
Field Goal	49	Pinegar, Jake	Twice, Last: Wisconsin (11/10/18)

PENN STATE (85 PLAYS)

Play	#	Long	Play	Opponent
Passing:	44	95*	George, Daniel from Clifford, Sean	Kent State
Rushing:	22	78	Sanders, Miles	Michigan State
PR:	5	39*	Thompkins, DeAndre	Pittsburgh
KR:	10	94	Thomas, Johnathan	Indiana
Interception:	4	45	Taylor, Garrett	Ohio State
Opp.	#	Long	Play	Type
APP STATE	5	52	Hamler, KJ	Kick Return
at Pittsburgh	10	41	Sanders, Miles	Run
KENT STATE	10	95*	George, Daniel from Clifford, Sean	Pass
at Illinois	9	61*	Slade, Ricky	Run
OHIO STATE	9	93*	Hamler, KJ from McSorley, Trace	Pass
MICHIGAN ST.	8	78	Sanders, Miles	Run
at Indiana	10	94	Thomas, Johnathan	Kick Return
IOWA	4	67	Hamler, KJ	Kick Return
at Michigan	2	25	Freiermuth, Pat from McSorley, Trace	Pass
WISCONSIN	4	30	Dotson, Jahan from McSorley, Trace	Pass
at Rutgers	4	35	Dotson, Jahan from McSorley, Trace	Pass
MARYLAND	10	38	Johnson, Juwan from McSorley, Trace	Pass

OPPONENTS (61 PLAYS)

Play	#	Long	Play	Opponent
Passing:	26	47*	Twice, last Victor, Binjimen from Haskins, Dwayne	Ohio State
Rushing:	19	71*	Taylor, Jonathan	Wisconsin
KR:	10	100*	Evans, Darrynton	App State
PR:	3	20	Hill, KJ	Ohio State
Interception	2	62*	Watson, Brandon	Michigan
Special Teams:	1	26	Heyward, Connor rush (punt fake)	Michigan State
Opp.	#	Long	Play	Type
APP STATE	6	100*	Evans, Darrynton	Kick Return
at Pittsburgh	2	63	Ollison, Qadree	Run
KENT STATE	1	47*	Carrigan, Mike from Barrett, Woody	Pass
at Illinois	2	51	Corbin, Reggie	Run
OHIO STATE	5	47*	Victor, Binjimen from Haskins, Dwayne	Pass
MICHIGAN ST.	7	36	Chambers, Cam from Heyward, Connor	Pass
at Indiana	5	30*	Walker, Ronnie	Run
IOWA	10	49	Smith-Marsette, Ihmire	Kick Return
at Michigan	9	62*	Watson, Brandon	Interception Return
WISCONSIN	6	71*	Taylor, Jonathan	Run
at Rutgers	2	24	Blackshear, Raheem	Run
MARYLAND	6	48	Cobbs, Brian from Pigrome, Tyrrell	Pass

* - touchdown scored on play

TACKLE BREAKDOWN

RUSHING TACKLES

Johnson, Jan	53
Gross-Matos, Yetur	51
Parsons, Micah	48
Taylor, Garrett	47
Brown, Cam	41
Farmer, Koa	36
Windsor, Robert	35
Scott, Nick	33
Miller, Shareef	29
Oruwariye, Amani	27
Givens, Kevin	26
Toney, Shaka	22
Brooks, Ellis	19
Sutherland, Jonathan	18
Mustipher, PJ	14
Joseph, Daniel	10
Shelton, Antonio	10
Castro-Fields, Tariq	9
Reid, John	9
Simmons, Shane	9
Wade, Lamont	8
Monroe, Ayrton	7
Miller, Jarvis	5
McPhearson, Zech	4
Thorpe, C.J.	4
Darien, Dae'Lun	3
Oweh, Jayson	3
Cooper, Jake	2
Hansard, Fred	2
Johnson, Donovan	2
Jordan, Ellison	2
Luketa, Jesse	2
Chizmar, Max	1
Vranic, Jason	1
TOTAL	595

PASSING TACKLES

Oruwariye, Amani	23
Scott, Nick	20
Brown, Cam	19
Castro-Fields, Tariq	18
Reid, John	15
Farmer, Koa	14
Johnson, Jan	14
Parsons, Micah	14
Taylor, Garrett	12
Sutherland, Jonathan	9
Johnson, Donovan	7
Brooks, Ellis	6
Miller, Shareef	4
Wade, Lamont	4
Windsor, Robert	4
Givens, Kevin	3
Gross-Matos, Yetur	2
Luketa, Jesse	2
McPhearson, Zech	2
Miller, Jarvis	2
Monroe, Ayrton	2
Butler, Jabari	1
Darien, Dae'Lun	1
Shelton, Antonio	1
TOTAL	199

SPECIAL TEAMS TACKLES

	Total	KO	Punt
Parsons, Micah	7	7	0
Sutherland, Jonathan	7	5	2
Wade, Lamont	4	0	4
Butler, Jabari	3	2	1
Petrishen, John	4	4	0
Scott, Nick	3	0	3
Castro-Fields, Tariq	2	1	1
Checa, Rafael	2	2	0
Johnson, Donovan	2	2	0
Luketa, Jesse	2	1	1
Lutz, Isaac	2	2	0
McPhearson, Zech	2	2	0
Monroe, Ayrton	2	2	0
Brown, Journey	1	1	0
Gillikin, Blake	1	0	1
Gordon, Trent	1	1	0
Hartlaub, Drew	2	1	1
Miller, Jarvis	1	0	1
Oweh, Jayson	1	1	0
Pinegar, Jake	1	1	0
Shelton, Antonio	1	0	1
Taylor, Garrett	1	0	1
Thomas, Johnathan	1	1	0
TOTALS	53	36	17

SEASON SUPERLATIVES

PENN STATE INDIVIDUAL

Rushes	27	Sanders, Miles, at Rutgers (11/17)
Yards Rushing	200	Sanders, Miles, at Illinois (9/21)
TD Rushes	3	Twice, Last: Sanders, Miles, at Illinois (9/21)
Long Rush	78	Sanders, Miles, Michigan State (10/13)
Pass Attempts	37	McSorley, Trace, at Rutgers (11/17)
Pass Completions	20	McSorley, Trace, App State (9/1)
Yards Passing	286	McSorley, Trace, Ohio State (9/29)
TD Passes	3	McSorley, Trace, at Illinois (9/21)
Long Pass	95	Clifford, Sean, Kent State (9/15)
Receptions	6	Twice, Last: Sanders, Miles, at Indiana (10/20)
Yards Receiving	138	Hamler, K.J., Ohio State (9/29)
TD Receptions	2	Freiermuth, Pat, at Rutgers (11/17)
Long Reception	95	George, Daniel, Kent State (9/15)
Field Goals	3	Twice, Last: Pinegar, Jake, Wisconsin (11/10)
Long Field Goal	49	Twice, Last: Pinegar, Jake, Wisconsin (11/10)
Punts	8	3x, Last: Gillikin, Blake, at Michigan (11/3)
Punting Avg.	48.7	Gillikin, Blake, at Rutgers (11/17)
Long Punt	74	Gillikin, Blake, at Michigan (11/3)
Punts Inside 20	4	Gillikin, Blake, at Pittsburgh (9/8)
Long Punt Return	39	Thompkins, DeAndre, at Pittsburgh (9/8)
Long Kickoff Return	94	Thomas, Johnathan, at Indiana (10/20)
Tackles	11	Johnson, Jan, App State (9/1)
Sacks	4.0	Toney, Shaka, at Indiana (10/20)
Tackles For Loss	4.0	Twice, Last: Gross-Matos, Yetur, Iowa (10/27)
Interceptions	1	13x, Last: Reid, John/Taylor, Garrett, at Rutgers (11/17)

OPPONENT INDIVIDUAL

Rushes	26	Scott, Stevie, Indiana (10/20)
Yards Rushing	185	Taylor, Jonathan, Wisconsin (11/10)
TD Rushes	2	Scott, Stevie, Indiana (10/20)
Long Rush	71	Taylor, Jonathan, Wisconsin (11/10)
Pass Attempts	52	Lewerke, Brian, Michigan State (10/13)
Pass Completions	26	Ramsey, Peyton, at Indiana (10/20)
Yards Passing	270	Twice, Last: Haskins, Dwayne, Ohio State (9/29)
TD Passes	3	Haskins, Dwayne, Ohio State (9/29)
Long Pass	48	Pigrome, Tyrrell, Maryland (11/24)
Receptions	8	Davis, Felton, Michigan State (10/13)
Yards Receiving	100	Davis, Felton, Michigan State (10/13)
TD Receptions	2	3x, Last: Davis, Felton, Michigan State (10/13)
Long Reception	48	Cobbs, Brian, Maryland (11/24)
Field Goals	2	Recinos, Miguel, Iowa (10/27)
Long Field Goal	49	Recinos, Miguel, Iowa (10/27)
Punts	11	Trickett, Matthew, Kent State (9/15)
Punting Avg.	47.9	Chrisman, Drue, Ohio State (9/29)
Long Punt	64	Korsak, Adam, Rutgers (11/17)
Punts Inside 20	5	Lees, Wade, Maryland (11/24)
Long Punt Return	28	Peoples-Jones, Donovan, Michigan (11/3)
Long Kickoff Return	100	Evans, Darrynton, App State (9/1)
Tackles	14	Edwards, T.J., Wisconsin (11/10)
Sacks	2.0	3x, Last: Uche, Josh, Michigan (11/3)
Tackles For Loss	3.0	Twice, Last: Baun, Zack, Wisconsin (11/10)
Interceptions	1	7x, Last: Wharton, Isaiah, Rutgers (11/17)

PENN STATE TEAM

	Highs	Lows
Rushes	51, at Illinois (9/21)	30, at Michigan (11/3)
Yards Rushing	387, at Illinois (9/21)	68, at Michigan (11/3)
Yards Per Rush	7.6, at Illinois (9/21)	2.3, at Michigan (11/3)
TD Rushes	6, Twice, Last: at Illinois (9/21)	0, at Rutgers (11/17)
Pass Attempts	37, Twice, Last: at Rutgers (11/17)	17, at Michigan (11/3)
Pass Completions	20, Twice, Last: at Indiana (10/20)	8, at Michigan (11/3)
Yards Passing	346, Kent State (9/15)	118, at Michigan (11/3)
Yards Per Pass	13.8, Kent State (9/15)	5.8, at Pittsburgh (9/8)
TD Passes	3, 3x, Last: at Illinois (9/21)	0, at Michigan (11/3)
Total Plays	79, App State (9/1)	47, at Michigan (11/3)
Total Offense	643, Kent State (9/15)	186, at Michigan (11/3)
Yards Per Play	9.2, Kent State (9/15)	4.0, at Michigan (11/3)
Points	63, Twice, Last: at Illinois (9/21)	7, at Michigan (11/3)
Sacks By	7, Kent State (9/15)	1, at Michigan (11/3)
First Downs	31, Illinois (9/21)	11, at Michigan (11/3)
Penalties	9, Kent State (9/15)	2, App State (9/1)
Penalty Yards	85, Kent State (9/15)	10, App State (9/1)
Turnovers	3, at Michigan (11/3)	0, App State (9/1)
Interceptions By	2, 4x, Last: at Rutgers (11/17)	0, 3x, Last: Maryland (11/24)
Punts	8, 3x, Last: at Michigan (11/3)	0, Kent State (9/15)
Punting Avg.	48.7, at Rutgers (11/17)	34.8, Iowa (10/26)
Long Punt	74, at Michigan (11/3)	52, Twice, Last: Michigan State (10/13)
Punts Inside 20	4, at Pittsburgh (9/8)	0, Iowa (10/27)
Long Punt Return	39, at Pittsburgh (9/8)	1, at Michigan (11/3)
Long Kick Return	94, at Indiana (10/20)	-1, Maryland (11/24)

OPPONENT TEAM

	Highs	Lows
Rushes	55, Rutgers (11/17)	36, Twice, Last: Maryland (11/24)
Yards Rushing	259, Michigan (11/3)	41, Kent State (9/15)
Yards Per Rush	5.6, Wisconsin (11/10)	1.1, Kent State (9/15)
TD Rushes	3, Twice, Last: Michigan (11/3)	0, 3x, Last: Maryland (11/24)
Pass Attempts	55, Indiana (10/20)	16, Rutgers (11/17)
Pass Completions	35, Indiana (10/20)	5, Rutgers (11/17)
Yards Passing	330, Indiana (10/20)	46, Rutgers (11/17)
Yards Per Pass	9.4, Indiana (10/20)	3.1, Pittsburgh (9/8)
TD Passes	3, Ohio State (9/29)	0, 3x, Last: Maryland (11/24)
Total Plays	100, Indiana (10/20)	57, Wisconsin (11/10)
Total Offense	554, Indiana (10/20)	221, Kent State (9/15)
Yards Per Play	5.9, App State (9/1)	2.9, Kent State (9/15)
Points	42, Michigan (11/3)	3, Maryland (11/24)
Sacks By	5, Michigan (11/3)	0, Rutgers (11/17)
First Downs	32, Indiana (10/20)	12, Wisconsin (11/10)
Penalties	14, Pittsburgh (9/8)	3, Michigan State (10/13)
Penalty Yards	116, Pittsburgh (9/8)	20, Michigan State (10/13)
Turnovers	4, Wisconsin (11/10)	0, 3x, Last: Maryland (11/24)
Interceptions By	2, Michigan (11/3)	0, 6x, Last: Maryland (11/24)
Punts	11, Kent State (9/15)	3, Michigan (11/3)
Punting Avg.	47.9, Ohio State (9/29)	33.7, Pittsburgh (9/8)
Long Punt	64, Rutgers (11/17)	41, Iowa (10/27)
Punts Inside 20	5, Maryland (11/24)	0, Pittsburgh (9/8)
Long Punt Return	28, Michigan (11/3)	-2, Ohio State (9/29)
Long Kick Return	100, App State (9/1)	12, Pittsburgh (9/8)

THE LAST TIME...

PENN STATE

100+ Yards Rushing:	128, Miles Sanders vs. Maryland, 2018
150+ Yards Rushing:	159, Miles Sanders vs. Wisconsin, 2018
200+ Yards Rushing:	200, Miles Sanders at Illinois, 2018
300+ Yards Rushing:	327, Larry Johnson at Indiana, 2002
30-34 Rushing Attempts:	33, Saquon Barkley at Indiana, 2016
35+ Rushing Attempts:	35, Zach Zwinak vs. Nebraska, 2013
Three Touchdowns Rushing:	Miles Sanders at Illinois, 2018
Four Touchdowns Rushing:	Saquon Barkley at Pittsburgh, 2016
Five Touchdowns Rushing:	Ki-Jana Carter vs. Michigan State, 1994
60+ Yard Run:	78, Miles Sanders vs. Michigan State, 2018
70+ Yard Run:	78, Miles Sanders vs. Michigan State, 2018
80+ Yard Run:	92, Saquon Barkley vs. Washington, 2017 @
90+ Yard Run:	92, Saquon Barkley vs. Washington, 2017 @
Two Players Rush For 100 Yards:	Saquon Barkley (195) & Akeel Lynch (120) vs. Rutgers, 2015
Four Rushing TD in One Quarter:	vs. UMass, 2014 (2nd; Belton [2], Zwinak [2])
300+ Yards Passing:	342, Trace McSorley vs. Washington, 2017 @
350+ Yards Passing:	381, Trace McSorley at Michigan State, 2017
400+ Yards Passing:	454, Christian Hackenberg vs. UCF, 2014 #
20-24 Pass Completions:	20, Trace McSorley vs. Appalachian State, 2018
25-29 Pass Completions:	26, Trace McSorley at Michigan State, 2017
30-34 Pass Completions:	32, Trace McSorley vs. Washington, 2017 @
35+ Pass Completions:	35, Matt McGloin vs. Northwestern, 2012
30-39 Pass Attempts:	37, Trace McSorley at Rutgers, 2018
40-49 Pass Attempts:	41, Trace McSorley vs. Washington, 2017@
50+ Pass Attempts:	50, Christian Hackenberg vs. Boston College, 2014 %
Four Touchdown Passes:	Trace McSorley vs. Georgia State, 2017
Five Touchdown Passes:	Rashard Casey vs. Louisiana Tech, 2000
Four Interceptions Thrown:	Zack Mills at Boston College, 2004
300+ Yards Total Offense:	327 (220 P, 107 R), Trace McSorley at Indiana, 2018
350+ Yards Total Offense:	461 (286 P, 175 R), Trace McSorley vs. Ohio State, 2018
400+ Yards Total Offense:	461 (286 P, 175 R), Trace McSorley vs. Ohio State, 2018
100+ Yards Receiving:	138, KJ Hamler vs. Ohio State, 2018
150+ Yards Receiving:	187, Chris Godwin vs. USC, 2016 ^
200+ Yards Receiving:	216, Deon Butler vs. Northwestern, 2006
Two Players w/ 100 Yards Receiving:	DaeSean Hamilton (112) & DeAndre Thompkins (102) at Michigan State, 2017
Two Players w/ 150 Yards Receiving:	Geno Lewis (173) & DaeSean Hamilton (165) vs. UCF, 2014 #
Back-to-Back 100 Yards Receiving Games:	Chris Godwin, 2015 (103 at Ohio State; 135 vs. Maryland)
Three Straight 100-Yard Receiving Games:	Allen Robinson, 2013 (133 vs. Syracuse; 129 vs. Eastern Michigan; 143 vs. UCF)
10+ Receptions:	12, Saquon Barkley at Iowa, 2017
50+ Yard Reception:	59, Juwan Johnson from Trace McSorley at Indiana, 2018
60+ Yard Reception:	93, KJ Hamler from Trace McSorley vs. Ohio State, 2018
70+ Yard Reception:	93, KJ Hamler from Trace McSorley vs. Ohio State, 2018
80+ Yard Reception:	93, KJ Hamler from Trace McSorley vs. Ohio State, 2018
Three Touchdowns Receiving:	DaeSean Hamilton vs. Indiana, 2017
Four Touchdowns Receiving:	Bobby Engram vs. Minnesota, 1993
150+ All-Purpose Yards:	168 (159 Rush, 9 Rec), Miles Sanders vs. Wisconsin, 2018
200+ All-Purpose Yards:	200 (200 Rush), Miles Sanders at Illinois, 2018
250+ All-Purpose Yards:	358 (211 Rush, 94 Rec, 53 KR), Saquon Barkley at Iowa, 2017 (SR)
300+ All-Purpose Yards:	358 (211 Rush, 94 Rec, 53 KR), Saquon Barkley at Iowa, 2017 (SR)
Five Touchdowns Scored:	5 (4 rushing, 1 receiving), Saquon Barkley at Pittsburgh, 2016
Kickoff Return For Touchdown:	97, Saquon Barkley at Ohio State, 2017
Rushing, Receiving & Kickoff Return TD in a game:	Derrick Williams vs. Illinois, 2008
100-Yard Kickoff Return:	100, Chaz Powell vs. Youngstown State, 2010
Punt Return For Touchdown:	39, DeAndre Thompkins at Pittsburgh, 2018
80-Yard Punt Return:	81, Bryant Johnson vs. Michigan State, 2002
Zero Punts in a Game:	Purdue, 2013
Multiple Interceptions:	2, Trevor Williams at Rutgers, 2014
90-Yard Interception Return:	99, Michael Mauti at Illinois, 2012
Interception Return For Touchdown:	30, Amani Oruwariye vs. Kent State, 2016
Five Interceptions in a Game (Team):	at Rutgers, 2014
Fumble Return For Touchdown (Defense):	9 yards, Torrence Brown at Indiana, 2016 (forced by Brandon Bell)
Fumble Return For Touchdown (Special Teams):	14 yards, Nick Scott vs. Indiana, 2017 (forced by Irvin Charles)
Blocked Field Goal:	Nick Scott at Michigan, 2018
Blocked Field Goal For Touchdown:	60 yards, Grant Haley vs. Ohio State, 2016 (Marcus Allen block)
Blocked Extra Point:	Parker Cothren at Northwestern, 2015
Blocked Punt:	Juwan Johnson at Rutgers, 2016
Blocked Punt For Touchdown:	0 yards, Michael Yancich vs. Ohio State, 2012 (Mike Hull block)
Safety:	Team (holding in the end zone) at Pittsburgh, 2018
Two-Point Conversion Attempt:	Mac Hippenhammer (Rush, Failed) vs. Ohio State, 2018
50-Yard Field Goal:	50, Sam Ficken vs. Temple, 2014
Four Field Goals:	Tyler Davis at Rutgers, 2016
Five Field Goals:	Collin Wagner vs. Temple, 2010

OPPONENT

100+ Yards Rushing:	102, Raheem Blackshear, Rutgers, 2018
150+ Yards Rushing:	185, Jonathan Taylor, Wisconsin, 2018
200+ Yards Rushing:	203, BenJarvus Green-Ellis, Indiana, 2003
30-34 Rushing Attempts:	30, Jeremy Langford, Michigan State, 2014
35+ Rushing Attempts:	44, Mike Hart, Michigan, 2007 (OR)
Three Touchdowns Rushing:	Trevor Siemian, Northwestern, 2014
Four Touchdowns Rushing:	Montee Ball, Wisconsin, 2011
50+ Yard Run:	71, Jonathan Taylor, Wisconsin, 2018
60+ Yard Run:	71, Jonathan Taylor, Wisconsin, 2018
70+ Yard Run:	71, Jonathan Taylor, Wisconsin, 2018
Two Players Rush For 100 Yards:	Rodney Smith (104) & Shannon Brooks (100), Minnesota, 2016
300+ Yards Passing:	399, Tanner Lee, Nebraska, 2017
400+ Yards Passing:	400, Brian Lewerke, Michigan State, 2017
500+ Yards Passing:	532, Case Keenum, Houston, 2011 (OR) *
25-29 Pass Completions:	26, Peyton Ramsey, Indiana, 2018
30-44 Pass Completions:	33, Brian Lewerke, Michigan State, 2017
45+ Pass Completions:	45, Case Keenum, Houston, 2011 (OR) *
30-39 Pass Attempts:	36, Peyton Ramsey, Indiana, 2018
40-49 Pass Attempts:	49, Nate Stanley, Iowa, 2018
50+ Pass Attempts:	52, Brian Lewerke, Michigan State, 2018
60+ Pass Attempts:	61, Brian Hoyer, Michigan State, 2006
Four Touchdown Passes:	J.T. Barrett, Ohio State, 2017
Five Touchdown Passes:	Sam Darnold, USC, 2016 ^
Four Interceptions Thrown:	P.J. Walker, Temple, 2014
Five Interceptions Thrown:	Gary Nova, Rutgers, 2014
300+ Yards Total Offense:	313 (270 P, 43 R), Zac Thomas, Appalachian State, 2018
400+ Yards Total Offense:	425 (400 P, 25 R), Brian Lewerke, Michigan State, 2017
500+ Yards Total Offense:	542 (532 P, 10 R), Case Keenum, Houston, 2011 (OR) *
100+ Yards Receiving:	100, Felton Davis, Michigan State, 2018
150+ Yards Receiving:	185, Stanley Morgan, Nebraska, 2017
200+ Yards Receiving:	228, Patrick Edwards, Houston, 2011 *
10+ Receptions:	12, Felton Davis, Michigan State, 2017
50+ Yard Reception:	52, Will Dissly, Washington @
70+ Yard Reception:	70, Akrum Wadley from Nate Stanley, Iowa, 2017
80+ Yard Reception:	80, Dominique Barnes from Kurt Hess, Youngstown State, 2010
90+ Yard Reception:	99, Thomas Lewis from John Paci, Indiana, 1993
Three Touchdown Receptions:	Deonta Burnett, USC, 2016 ^
Kickoff Return For Touchdown:	100, Darrynton Evans, Appalachian State, 2018
90-Yard Kickoff Return:	100, Darrynton Evans, Appalachian State, 2018
100-Yard Kickoff Return:	100, Darrynton Evans, Appalachian State, 2018
Punt Return For Touchdown:	75, Venric Mark, Northwestern, 2012
70-Yard Punt Return:	75, Venric Mark, Northwestern, 2012
80-Yard Punt Return:	87, Willie Reid, Florida State, 2005 !
Multiple Interceptions:	2, David Dowell, Michigan State, 2017
Interception Return For Touchdown:	62, Brandon Watson, Michigan, 2018
Fumble Return For Touchdown:	12, Ryan Connelly, Wisconsin, 2016 &
Blocked Punt:	Dominique Dafney, Iowa, 2018
Blocked Punt For Touchdown:	27, Larentee McCray, Florida, 2011 \$
Blocked Field Goal:	Isaiahh Loudermilk, Wisconsin, 2018
Blocked Extra Point:	Brandon Wilson, Indiana, 2018
Safety:	2, Team (blocked punt, snap out of the end zone on punt), Iowa, 2018
Two Safeties:	Team (blocked punt, snap out of the end zone on punt), Iowa, 2018
Defensive Extra Point:	99, D.J. Johnson, Iowa, 2002
50-Yard Field Goal:	50, Derek Dimke, Illinois, 2010
Four Field Goals:	Michael Geiger, Michigan State, 2016

& - Big Ten Championship Game | # - Croke Park Classic (Dublin, Ireland) | ! - Orange Bowl
 \$ - Outback Bowl | ^ - Rose Bowl | * - TicketCity Bowl | % - Pinstripe Bowl | @ - PlayStation Fiesta Bowl

(SR) - School Record | (OR) - Opponent Record

OFFENSIVE STARTERS

OPPONENT	LT	LG	C	RG	RT	TE	QB	RB	WR (X)	WR (H)	WR (Z)
APPALACHIAN STATE	Bates	Gonzalez	Menet	McGovern	Wright	Holland	McSorley	Sanders	Johnson, Ju.	Hamler	Thompkins
at Pittsburgh	Bates	Gonzalez	Menet	McGovern	Fries	Holland	McSorley	Sanders	Johnson, Ju.	Hamler	Polk
KENT STATE	Bates	Gonzalez	Menet	McGovern	Fries	Holland	McSorley	Sanders	Johnson, Ju.	Hamler	Polk
at Illinois	Bates	Gonzalez	Menet	McGovern	Fries	Holland	McSorley	Sanders	Johnson, Ju.	Hamler	Polk
OHIO STATE	Bates	Gonzalez	Menet	McGovern	Fries	Freiermuth	McSorley	Sanders	Johnson, Ju.	Hamler	Polk
MICHIGAN STATE	Bates	Gonzalez	Menet	McGovern	Fries	Freiermuth	McSorley	Sanders	Johnson, Ju.	Hamler	Polk
at Indiana	Bates	Gonzalez	Menet	McGovern	Fries	Freiermuth	McSorley	Sanders	Johnson, Ju.	Hamler	Polk
IOWA	Bates	Gonzalez	Menet	McGovern	Fries	Freiermuth	McSorley	Sanders	Thompkins	Hamler	Polk
at Michigan	Bates	Gonzalez	Menet	McGovern	Wright	Freiermuth	McSorley	Sanders	Thompkins	Hamler	Hippenhammer
WISCONSIN	Fries	Gonzalez	Menet	McGovern	Bates	Freiermuth	McSorley	Sanders	Thompkins	Hamler	Dotson
at Rutgers	Fries	Gonzalez	Menet	McGovern	Bates	Freiermuth	McSorley	Sanders	Sullivan-Brown	Hamler	Dotson
MARYLAND	Fries	Gonzalez	McGovern	Miranda	Bates	Freiermuth	McSorley	Sanders	Thompkins	Hamler	Dotson

DEFENSIVE STARTERS

OPPONENT	DE	DT	DT	DE	SLB	MLB	WLB	CB	FS	SS	CB
APPALACHIAN STATE	Miller, S.	Windsor	Hansard	Gross-Matos	Brown, C.	Johnson, Ja.	Farmer	Oruwariye	Scott	Taylor	Reid
at Pittsburgh	Miller, S.	Windsor	Givens	Gross-Matos	Brown, C.	Johnson, Ja.	Farmer	Oruwariye	Scott	Taylor	Castro-Fields
KENT STATE	Miller, S.	Windsor	Givens	Gross-Matos	Brown, C.	Johnson, Ja.	Farmer	Oruwariye	Scott	Taylor	Castro-Fields
at Illinois	Miller, S.	Windsor	Givens	Gross-Matos	Brown, C.	Johnson, Ja.	Farmer	Oruwariye	Scott	Taylor	Reid
OHIO STATE	Miller, S.	Windsor	Givens	Gross-Matos	Brown, C.	Johnson, Ja.	Farmer	Oruwariye	Scott	Taylor	Reid
MICHIGAN STATE	Miller, S.	Windsor	Givens	Gross-Matos	Brown, C.	Johnson, Ja.	Farmer	Oruwariye	Scott	Taylor	Reid
at Indiana	Miller, S.	Windsor	Givens	Gross-Matos	Brown, C.	Johnson, Ja.	Farmer	Oruwariye	Scott	Taylor	Reid
IOWA	Miller, S.	Windsor	Givens	Gross-Matos	Brown, C.	Johnson, Ja.	Farmer	Oruwariye	Scott	Sutherland	Reid
at Michigan	Miller, S.	Windsor	Givens	Gross-Matos	Brown, C.	Johnson, Ja.	Farmer	Oruwariye	Scott	Taylor	Reid
WISCONSIN	Miller, S.	Windsor	Givens	Gross-Matos	Brown, C.	Johnson, Ja.	Farmer	Oruwariye	Scott	Taylor	Reid
at Rutgers	Miller, S.	Windsor	Givens	Gross-Matos	Farmer	Johnson, Ja.	Parsons	Oruwariye	Scott	Taylor	Reid
MARYLAND	Miller, S.	Windsor	Givens	Gross-Matos	Brown, C.	Johnson, Ja.	Farmer	Oruwariye	Scott	Taylor	Reid

CAREER STARTS

Player	'15	'16	'17	'18	Total
McSorley, Trace (QB)	-	14	13	12	39
Bates, Ryan (OL)	-	14	8	12	34
McGovern, Connor (OL)	-	9	13	12	34
Gonzalez, Steven (OL)	-	3	13	12	28
Farmer, Koa (LB)	-	2	13	12	27
Reid, John (CB)	2	14	-	10	26
Miller, Shareef (DE)	-	-	12	12	24
Givens, Kevin (DT)	-	6	5	11	22
Johnson, Juwan (WR)	-	1	13	7	21
Thompkins, DeAndre (WR)	-	7	8	5	20
Fries, Will (OL)	-	-	9	10	19
Wright, Chasz (OL)	-	5	9	2	16
Scott, Nick (S)	1	-	1	12	14
Brown, Cam (LB)	-	2	-	11	13
Sanders, Miles (RB)	-	-	1	12	13
Windsor, Robert (DT)	-	1	-	12	13
Gross-Matos, Yetur (DE)	-	-	-	12	12

Player	'15	'16	'17	'18	Total
Hamler, KJ (WR)	-	-	-	12	12
Johnson, Jan (LB)	-	-	-	12	12
Menet, Michal (OL)	-	-	-	11	12
Oruwariye, Amani (CB)	-	-	-	12	12
Taylor, Garrett (S)	-	-	-	11	11
Polk, Brandon (WR)	3	-	-	7	10
Freiermuth, Pat (TE)	-	-	-	8	8
Holland, Jonathan (TE)	-	-	-	4	4
Cooper, Jake (LB)	1	2	-	-	3
Dotson, Jahan (WR)	-	-	-	3	3
Castro-Fields, Tariq (CB)	-	-	-	2	2
Allen, Mark (RB)	1	-	-	-	1
Hansard, Fred (DT)	-	-	-	1	1
Hippenhammer, Mac (WR)	-	-	-	1	1
Miranda, Mike (OL)	-	-	-	1	1
Parsons, Micah (LB)	-	-	-	1	1
Sullivan-Brown, Cam (WR)	-	-	-	1	1
Sutherland, Jonathan (S)	-	-	-	1	1

PARTICIPATION CHART

	GP/GS	App	at Pitt	KSU	at ILL	OSU	MSU	at IND	IOWA	at MICH	WIS	at RU	UMD
8 Allen, Mark	3/0	P	P	P	INJ	INJ	INJ	INJ	INJ	INJ	INJ	INJ	INJ
41 Arcangelo, Joe	1/0	-	-	-	-	-	-	-	-	-	-	-	P
90 Barber, Damion	3/0	-	-	P	P	-	-	-	-	-	-	-	P
52 Bates, Ryan	12/12	ST	ST	ST	ST	ST	ST	ST	ST	ST	ST	ST	ST
83 Bowers, Nick	9/0	-	-	-	P	P	P	P	P	P	P	P	P
13 Brooks, Ellis	12/0	P	P	P	P	P	P	P	P	P	P	P	P
6 Brown, Cam	12/11	ST	ST	ST	ST	ST	ST	ST	ST	ST	ST	P	ST
32 Brown, Journey	8/0	-	-	P	P	-	-	P	P	P	P	P	P
25 Butler, Jabari	8/0	P	P	P	P	P	P	P	P	-	-	-	-
5 Castro-Fields, Tariq	12/2	P	ST	ST	P	P	P	P	P	P	P	P	P
90 Checa, Rafael	11/0	P	P	P	P	P	P	P	P	-	P	P	P
88 Chisena, Dan	2/0	-	-	-	-	P	-	-	-	-	-	-	P
50 Chizmar, Max	2/0	-	-	P	-	-	-	-	-	-	-	-	P
14 Clifford, Sean	3/0	-	P	P	P	-	-	-	-	-	-	-	-
33 Cooper, Jake	5/0	-	P	P	P	-	-	-	-	-	P	-	P
80 Dalton, Danny	3/0	P	P	-	-	-	-	-	-	-	-	P	-
41 Darien, Dae'Lun	8/0	-	P	P	-	-	-	-	P	P	P	P	P
39 Di Leo, Frank	3/0	-	-	P	P	-	-	-	-	-	-	-	P
95 Dix, Donnell	1/0	-	-	-	-	-	-	-	-	-	-	-	P
5 Dotson, Jahan	7/3	-	-	P	-	-	-	P	P	P	ST	ST	ST
25 Faison-Walden, Brelin	1/0	-	-	P	-	-	-	-	-	-	-	-	-
7 Farmer, Koa	12/12	ST	ST	ST	ST	ST	ST	ST	ST	ST	ST	ST	ST
87 Freiermuth, Pat	12/8	P	P	P	P	ST	ST	ST	ST	ST	ST	ST	ST
71 Fries, Will	12/10	P	ST	ST	ST	ST	ST	ST	ST	P	ST	ST	ST
51 Gellerstedt, Alex	1/0	-	-	-	-	-	-	-	-	P	-	-	-
86 George, Daniel	3/0	-	-	P	-	-	-	P	-	-	-	-	P
93 Gillikin, Blake	12/0	P	P	P	P	P	P	P	P	P	P	P	P
30 Givens, Kevin	11/11	-	ST	ST	ST	ST	ST	ST	ST	ST	ST	ST	ST
74 Gonzalez, Steven	12/12	ST	ST	ST	ST	ST	ST	ST	ST	ST	ST	ST	ST
19 Gordon, Trent	3/0	-	-	P	-	-	-	-	-	-	-	P	P
99 Gross-Matos, Yetur	12/12	ST	ST	ST	ST	ST	ST	ST	ST	ST	ST	ST	ST
1 Hamler, KJ	12/12	ST	ST	ST	ST	ST	ST	ST	ST	ST	ST	ST	ST
53 Hansard, Fred	6/1	ST	P	P	P	P	P	INJ	INJ	INJ	INJ	INJ	INJ
37 Hartlaub, Drew	9/0	-	-	-	P	P	P	P	P	P	P	P	P
12 Hippenhammer, Mac	11/1	P	P	P	P	P	P	P	P	ST	P	P	-
18 Holland, Jonathan	10/4	ST	ST	ST	ST	-	-	P	P	P	P	P	P
75 Holmes, Des	5/0	-	P	P	P	-	P	-	-	-	P	-	-
2 Johnson, Donovan	11/0	P	P	P	P	-	P	P	P	P	P	P	P
36 Johnson, Jan	12/12	ST	ST	ST	ST	ST	ST	ST	ST	ST	ST	ST	ST
84 Johnson, Juwan	9/7	ST	ST	ST	ST	ST	ST	ST	P	-	-	-	P
42 Jordan, Ellison	3/0	-	-	P	-	-	-	-	-	-	-	-	-
49 Joseph, Daniel	12/0	P	P	P	P	P	P	P	P	P	P	P	P
82 Kuntz, Zack	1/0	-	-	P	-	-	-	-	-	-	-	-	-
40 Luketa, Jesse	12/0	P	P	P	P	P	P	P	P	P	P	P	P
85 Lutz, Isaac	11/0	-	P	P	P	P	P	P	P	P	P	P	P
66 McGovern, Connor	12/12	ST	ST	ST	ST	ST	ST	ST	ST	ST	ST	ST	ST
14 McPhearson, Zech	12/0	P	P	P	P	P	P	P	P	P	P	P	P
9 McSorley, Trace	12/12	ST	ST	ST	ST	ST	ST	ST	ST	ST	ST	ST	ST
62 Menet, Michal	11/11	ST	ST	ST	ST	ST	ST	ST	ST	ST	ST	ST	-
9 Miller, Jarvis	11/0	P	P	P	P	P	P	P	P	P	P	-	P
48 Miller, Shareef	12/12	ST	ST	ST	ST	ST	ST	ST	ST	ST	ST	ST	ST
73 Miranda, Mike	12/1	P	P	P	P	P	P	P	P	P	P	P	ST
23 Monroe, Ayron	12/0	P	P	P	P	P	P	P	P	P	P	P	P
93 Mustipher, PJ	11/0	P	P	P	P	-	P	P	P	P	P	P	P
21 Oruwariye, Amani	12/12	ST	ST	ST	ST	ST	ST	ST	ST	ST	ST	ST	ST
28 Oweh, Jayson	4/0	-	-	P	P	-	-	-	-	-	-	P	P
11 Parsons, Micah	12/1	P	P	P	P	P	P	P	P	P	P	ST	P
16 Petrishen, John	12/0	P	P	P	P	P	P	P	P	P	P	P	P
92 Pinegar, Jake	12/0	P	P	P	P	P	P	P	P	P	P	P	P
10 Polk, Brandon	10/7	P	ST	ST	ST	ST	ST	ST	ST	P	-	P	-
58 Presta, Evan	1/0	-	-	P	-	-	-	-	-	-	-	-	-
29 Reid, John	10/10	ST	-	-	ST	ST	ST	ST	ST	ST	ST	ST	ST
24 Sanders, Miles	12/12	ST	ST	ST	ST	ST	ST	ST	ST	ST	ST	ST	ST
4 Scott, Nick	12/12	ST	ST	ST	ST	ST	ST	ST	ST	ST	ST	ST	ST
70 Scruggs, Juice	1/0	-	-	-	-	-	-	-	-	-	-	-	P
55 Shelton, Antonio	12/0	P	P	P	P	P	P	P	P	P	P	P	P
82 Shoop, Tyler	1/0	-	-	-	-	-	-	-	-	-	-	-	P
6 Shorter, Justin	3/0	-	-	P	-	-	-	-	-	-	P	P	-
79 Shuman, Charlie	2/0	-	-	P	-	-	-	-	-	-	-	-	P
34 Simmons, Shane	7/0	-	-	-	-	-	P	P	P	P	P	P	P
64 Simpson, Zach	12/0	P	P	P	P	P	P	P	P	P	P	P	P
4 Slade, Ricky	8/0	P	P	P	P	-	P	-	-	-	P	P	P
2 Stevens, Tommy	7/0	-	-	-	-	P	-	P	P	P	P	P	P
81 Sullivan-Brown, Cam	12/1	P	P	P	P	P	P	P	P	P	P	ST	P
26 Sutherland, Jonathan	12/0	P	P	P	P	P	P	P	ST	P	P	P	P
46 Tarburton, Nick	2/0	P	P	-	-	-	-	-	-	-	-	-	-
17 Taylor, Garrett	12/11	ST	ST	ST	ST	ST	ST	ST	P	ST	ST	ST	ST
20 Thomas, Johnathan	12/0	P	P	P	P	P	P	P	P	P	P	P	P
3 Thompkins, DeAndre	12/5	ST	P	P	P	P	P	P	ST	ST	ST	ST	ST
69 Thorpe, C.J.	12/0	P	P	P	P	P	P	P	P	P	P	P	P
99 Tobin, Justin	1/0	-	-	-	-	-	-	-	-	P	-	-	-
18 Toney, Shaka	12/0	P	P	P	P	P	P	P	P	P	P	P	P
96 Vasey, Kyle	12/0	P	P	P	P	P	P	P	P	P	P	P	P
50 Vranic, Jason	2/0	-	-	P	-	-	-	-	-	-	-	-	P
38 Wade, Lamont	12/0	P	P	P	P	P	P	P	P	P	P	P	P
53 Walker, Rasheed	3/0	-	-	P	-	-	-	-	-	-	-	P	P
31 Welde, Christopher	1/0	-	-	-	-	-	-	-	-	-	-	-	P
80 Weller, Justin	1/0	-	-	-	-	-	-	-	-	-	-	-	P
54 Windsor, Robert	12/12	ST	ST	ST	ST	ST	ST	ST	ST	ST	ST	ST	ST
77 Wright, Chasz	12/2	ST	P	P	P	P	P	P	P	ST	P	P	P

2018 RESULTS & STATISTICS

Date	PSU Rank	Opponent (Rank)	Score	Attendance	Big Ten	Overall
Sept. 1	10/9	APP STATE (-/RV)	W, 45-38 (OT)	105,232	--	1-0
Sept. 8	13/10	at Pittsburgh	W, 51-6	68,400	--	2-0
Sept. 15	11/10	KENT STATE	W, 63-10	106,528	--	3-0
Sept. 21	10/9	at Illinois*	W, 63-24	34,704	1-0	4-0
Sept. 29	9/9	OHIO STATE* (4/4)	L, 26-27	110,889	1-1	4-1
Oct. 13	8/8	MICHIGAN STATE* (-/RV)	L, 17-21	106,685	1-2	4-2
Oct. 20	18/16	at Indiana*	W, 33-28	41,553	2-2	5-2
Oct. 27	17/16	IOWA* (18/18)	W, 30-24	105,244	3-2	6-2
Nov. 3	14/13/14	at Michigan* (5/5/5)	L, 7-42	111,747	3-3	6-3
Nov. 10	21/20/20	WISCONSIN* (RV/RV/-)	W, 22-10	105,396	4-3	7-3
Nov. 17	16/15/14	at Rutgers*	W, 20-7	44,840	5-3	8-3
Nov. 24	15/14/12	MARYLAND*	W, 38-3	98,422	6-3	9-3
Jan. 1	13/12/12	vs. Kentucky* (16/15/14)	--	--	--	--

(* Big Ten Conference game; *VRBO Citrus Bowl (Orlando, Fla.); Rankings - AP/Coaches/CFP

TEAM STATISTICS	Penn State	Opponent
SCORING	415	240
Points Per Game	34.6	20.0
Points Off Turnovers	65	41
FIRST DOWNS	257	244
Rushing	122	113
Passing	107	109
Penalty	28	22
RUSHING YARDAGE	2503	2021
Yards Gained Rushing	2812	2457
Yards Lost Rushing	309	436
Rushing Attempts	480	507
Average Per Rush	5.2	4.0
Average Per Game	208.6	168.4
TDs Rushing	33	14
PASSING YARDAGE	2589	2238
Comp-Att-Int	188-344-7	214-401-13
Average Per Pass	7.5	5.6
Average Per Reception	13.8	10.5
Average Per Game	215.8	186.5
TDs Passing	19	14
TOTAL OFFENSE	5092	4259
Total Plays	824	908
Average Per Play	6.2	4.7
Average Per Game	424.3	354.9
KICK RETURNS: #-Yards	25-614	28-619
PUNT RETURNS: #-Yards	31-269	21-129
INT RETURNS: #-Yards	13-170	7-128
KICK RETURN AVERAGE	24.6	22.1
PUNT RETURN AVERAGE	8.7	6.1
INT RETURN AVERAGE	13.1	18.3
FUMBLES-LOST	23-12	23-7
PENALTIES-Yards	58-527	94-847
Average Per Game	43.9	70.6
PUNTS-Yards	61-2588	80-3264
Average Per Punt	42.4	40.8
Net Punt Average	37.4	36.4
KICKOFFS-Yards	79-4668	48-2849
Average Per Kick	59.1	59.4
Net Kick Average	40.2	36.4
TIME OF POSSESSION/GAME	27:33	32:27
3RD-DOWN CONVERSIONS	61/161 (38%)	68/197 (35%)
4TH-DOWN CONVERSIONS	8/15 (53%)	11/26 (42%)
SACKS BY-Yards	43-274	25-162
MISC YARDS	9	6
TOUCHDOWNS SCORED	53	31
FIELD GOALS-ATTEMPTS	15-21	7-14
ON-SIDE KICKS	1-1	2-2
RED-ZONE SCORES	(48-52) 92%	(23-32) 72%
RED-ZONE TOUCHDOWNS	(39-52) 75%	(19-32) 59%
PAT-ATTEMPTS	(50-52) 96%	(29-29) 100%
ATTENDANCE	738,396	301,244

SCORE BY QUARTERS	1	2	3	4	OT	Total	Avg./G
Penn State	93	87	87	141	7	415	34.6
Opponents	73	39	45	83	0	240	21.5

PASSING	G	Rating	C-A-I	Pct.	Yards	TD	LP	Avg./G
McSorley, Trace	12	124.29	175-328-6	53.4	2284	16	93	190.3
Clifford, Sean	3	559.60	5-5-0	100.0	195	2	95	65.0
Stevens, Tommy	7	168.55	8-11-1	72.7	110	1	23	15.7
Penn State	12	132.03	188-344-7	54.7	2589	19	95	215.8
Opponents	12	105.28	214-401-13	53.4	2238	14	48	186.5

Statistician's Note: Passing rating formula: [(8.4 x yards) + (330 x touchdowns) - (200 x interceptions) + (100 x completions)] / attempts.

RUSHING	G	Att.	Yards	Avg./Att.	TD	LG	Avg./G
Sanders, Miles	12	207	1223	5.9	9	78	101.9
McSorley, Trace	12	151	723	4.8	11	51	60.2
Slade, Ricky	8	41	230	5.6	6	61	28.8
Stevens, Tommy	7	28	118	4.2	2	20	16.9
Allen, Mark	3	24	99	4.1	2	19	33.0
Thomas, Johnathan	12	6	87	14.5	1	69	7.2
Brown, Journey	8	7	40	5.7	1	8	5.0
Hamler, KJ	12	3	33	11.0	1	32	2.8
Shorter, Justin	4	1	9	9.0	0	9	2.3
Clifford, Sean	3	4	1	0.2	0	6	0.3
Gillikin, Blake	12	1	-10	-10.0	0	-10	-0.8
TEAM	7	7	-50	-7.1	0	0	-7.1
Penn State	12	480	2503	5.2	33	78	208.6
Opponents	12	507	2021	4.0	14	71	168.4

RECEIVING	G	No.	Yards	Avg./Rec.	TD	LG	Avg./G
Hamler, KJ	12	41	713	17.4	5	93	59.4
Freiermuth, Pat	12	24	330	13.8	7	27	27.5
Johnson, Juwan	9	23	339	14.7	1	59	37.7
Sanders, Miles	12	22	132	6.0	0	29	11.0
Thompkins, DeAndre	12	21	255	12.1	2	40	21.2
Dotson, Jahan	7	12	179	14.9	0	35	25.6
Polk, Brandon	10	9	162	18.0	2	41	16.2
Holland, Jonathan	10	7	114	16.3	0	29	11.4
Hippenhammer, Mac	11	6	103	17.2	1	44	9.4
Sullivan-Brown, Cam	12	4	49	12.2	0	22	4.1
Allen, Mark	3	4	25	6.2	0	9	8.3
Dalton, Danny	3	3	19	6.3	0	9	4.8
Bowers, Nick	9	3	18	6.0	0	9	2.0
George, Daniel	3	2	112	56.0	1	95	37.3
Stevens, Tommy	7	2	2	1.0	0	2	0.3
Slade, Ricky	8	1	12	12.0	0	12	1.5
Brown, Journey	8	1	9	9.0	0	9	1.1
Kuntz, Zack	1	1	8	8.0	0	8	8.0
Arcangelo, Joe	1	1	5	5.0	0	5	5.0
Shorter, Justin	3	1	3	3.0	0	3	1.0
Penn State	12	188	2589	13.8	19	95	215.8
Opponents	12	214	2238	10.5	14	48	186.5

TOTAL OFFENSE	G	Plays	Rushing	Passing	Total	Avg./G
McSorley, Trace	12	479	723	2284	3007	250.6
Sanders, Miles	12	207	1223	0	1223	101.9
Slade, Ricky	8	41	230	0	230	28.8
Stevens, Tommy	7	39	118	110	228	32.6
Clifford, Sean	3	9	1	195	196	65.3
Allen, Mark	3	24	99	0	99	33.0
Thomas, Johnathan	12	6	87	0	87	7.2
Brown, Journey	8	7	40	0	40	5.0
Hamler, KJ	12	3	33	0	33	2.8
Shorter, Justin	3	1	9	0	9	3.0
Gillikin, Blake	12	1	-10	0	-10	-0.8
TEAM	7	7	-50	0	-50	-7.1
Penn State	12	824	2503	2589	5092	424.3
Opponents	12	908	2021	2238	4259	354.9

KICKOFF RETURNS	No.	Yards	Avg./Ret.	TD	LG
Hamler, KJ	19	494	26.0	0	67
Thomas, Johnathan	3	113	37.7	0	94
Thorpe, C.J.	1	10	10.0	0	10
Scott, Nick	1	0	0.0	0	0
Farmer, Koa	1	-3	-3.0	0	-3
Penn State	25	614	24.6	0	94
Opponents	28	619	22.1	1	100

PUNT RETURNS	No.	Yards	Avg./Ret.	TD	LG
Thompkins, DeAndre	18	176	9.8	1	39
Hamler, KJ	12	95	7.9	0	33
Dotson, Jahan	1	-2	-2.0	0	-2
Penn State	31	269	8.7	1	39
Opponents	21	129	6.1	0	28

90 2018 PENN STATE FOOTBALL

ALL-PURPOSE YARDAGE	G	Rushing	Receiving	Punt Returns	KO Returns	Int. Returns	Total	Avg./G
Sanders, Miles	12	1223	132	0	0	0	1355	112.9
Hamler, KJ	12	33	713	95	494	0	1335	111.2
McSorley, Trace	12	723	0	0	0	0	723	60.2
Thompkins, DeAndre	12	0	255	176	0	0	431	35.9
Johnson, Juwan	9	0	339	0	0	0	339	37.7
Freiermuth, Pat	12	0	330	0	0	0	330	27.5
Slade, Ricky	8	230	12	0	0	0	242	30.2
Thomas, Johnathan	12	87	0	0	113	0	200	16.7
Dotson, Jahan	7	0	179	-2	0	0	177	25.3
Polk, Brandon	10	0	162	0	0	0	162	16.2
Allen, Mark	3	99	25	0	0	0	124	41.3
Stevens, Tommy	7	118	2	0	0	0	120	17.1
Holland, Jonathan	10	0	114	0	0	0	114	11.4
George, Daniel	3	0	112	0	0	0	112	37.3
Hippenhammer, Mac	11	0	103	0	0	0	103	9.4
Taylor, Garrett	12	0	0	0	0	84	84	7.0
Brown, Journey	8	40	9	0	0	0	49	6.1
Sullivan-Brown, Cam	12	0	49	0	0	0	49	4.1
Reid, John	10	0	0	0	0	44	44	4.4
Brooks, Ellis	12	0	0	0	0	28	28	2.3
Dalton, Danny	3	0	19	0	0	0	19	4.8
Bowers, Nick	9	0	18	0	0	0	18	2.0
Scott, Nick	12	0	0	0	0	16	16	1.3
Shorter, Justin	3	9	3	0	0	0	12	4.0
Thorpe, C.J.	12	0	0	0	10	0	10	0.8
Kuntz, Zack	1	0	8	0	0	0	8	8.0
Arcangelo, Joe	1	0	5	0	0	0	5	5.0
Clifford, Sean	3	1	0	0	0	0	1	0.3
Oruwariye, Amani	12	0	0	0	0	-2	-2	-0.2
Farmer, Koa	12	0	0	0	-3	0	-3	-0.3
Gillikin, Blake	12	-10	0	0	0	0	-10	-0.8
TEAM	7	-50	0	0	0	0	-50	-7.1
Penn State	12	2503	2589	269	614	170	6145	512.1
Opponents	12	2021	2238	129	619	128	5135	427.9

Points After Touchdown

SCORING	TD	FG	Kick	Rush	Rec.	Pass	DXP	Saf	Points
Pinegar, Jake	0	15-21	50-52	0-0	0-0	0-0	0	0	95
McSorley, Trace	11	0-0	0-0	0-0	0-0	0-0	0	0	66
Sanders, Miles	9	0-0	0-0	0-0	0-0	0-0	0	0	54
Freiermuth, Pat	7	0-0	0-0	0-0	0-0	0-0	0	0	42
Hamler, KJ	6	0-0	0-0	0-0	0-0	0-0	0	0	36
Slade, Ricky	6	0-0	0-0	0-0	0-0	0-0	0	0	36
Thompkins, DeAndre	3	0-0	0-0	0-0	0-0	0-0	0	0	18
Allen, Mark	2	0-0	0-0	0-0	0-0	0-0	0	0	12
Polk, Brandon	2	0-0	0-0	0-0	0-0	0-0	0	0	12
Stevens, Tommy	2	0-0	0-0	0-0	0-0	0-0	0	0	12
Brown, Journey	1	0-0	0-0	0-0	0-0	0-0	0	0	6
George, Daniel	1	0-0	0-0	0-0	0-0	0-0	0	0	6
Hippenhammer, Mac	1	0-0	0-0	0-1	0-0	0-0	0	0	6
Johnson, Juwan	1	0-0	0-0	0-0	0-0	0-0	0	0	6
Thomas, Johnathan	1	0-0	0-0	0-0	0-0	0-0	0	0	6
TEAM	0	0-0	0-0	0-0	0-0	0-0	0	1	2
Penn State	53	15-21	50-52	0-1	0-0	0-0	0	1	415
Opponents	31	7-14	29-29	0-1	0-0	0-1	0	2	240

PUNTING	No.	Yards	Average	LG	TB	FC	I-20	50+	Blk.
Gillikin, Blake	60	2588	43.1	74	9	12	18	12	0
TEAM	1	0	0.0	0	0	0	0	0	1
Penn State	61	2588	42.4	74	9	12	18	12	1
Opponents	80	3264	40.8	64	4	18	23	9	0

FIELD GOALS	FG	Pct.	1-19	20-29	30-39	40-49	50+	LG	Blk.
Pinegar, Jake	15-21	71.4	1-1	5-5	4-5	5-10	0-0	49	0
<i>Progression [Makes in ()]: (32), (45), (44), (34), (46), (39), (37), (20), (27), (32), (45), (49), (44), (49), (44), (42), (45), (23), (22), (19), (25).</i>									

KICKOFFS	No.	Yards	Average	TB	OB
Checa, Rafael	74	4385	59.3	35	5
Pinegar, Jake	3	184	61.3	0	0
Tobin, Justin	2	99	49.5	0	0
Penn State	79	4668	59.1	35	5
Opponents	48	2849	59.4	20	0

INTERCEPTIONS	No.	Yards	Average	TD	LG
Oruwariye, Amani	3	-2	-0.7	0	0
Scott, Nick	3	16	5.3	0	8
Taylor, Garrett	3	84	28.0	0	45
Reid, John	2	44	22.0	0	44
Brooks, Ellis	1	28	28.0	0	28
Johnson, Jan	1	0	0.0	0	0
Penn State	13	170	13.1	0	45
Opponents	7	128	18.3	2	62

FUMBLE RETURNS	No.	Yards	Average	TD	LG
Miller, Jarvis	1	0	0.0	0	0
Miller, Shareef	1	7	7.0	0	7
Penn State	2	7	3.5	0	7
Opponents	3	31	10.3	0	20

DEFENSE	G-GS	Solo	Assist	Total	TFL-Yards	Sacks-Yards	Int.-Yards	PBU	QBH	FR-Yards	FF
Parsons, Micah	12-1	39	30	69	4.0-20	1.5-12	0-0	0	4	0-0	1
Johnson, Jan	12-12	40	26	66	1.5-4	0.5-1	1-0	1	0	0-0	0
Taylor, Garrett	12-11	39	22	61	1.5-7	0-0	3-84	7	0	1-0	1
Brown, Cam	12-11	40	20	60	6.5-22	2.0-8	0-0	7	4	0-0	3
Scott, Nick	12-12	32	27	59	1.0-10	1.0-10	3-16	1	0	1-0	0
Gross-Matos, Yetur	12-12	36	18	54	20.0-88	8.0-58	0-0	0	5	1-0	2
Farmer, Koa	12-12	26	25	51	2.5-3	0-0	0-0	2	0	0-0	1
Oruwariye, Amani	12-12	38	11	49	2.0-6	0-0	3-(-2)	12	0	0-0	1
Windsor, Robert	12-12	22	17	39	11.0-51	7.5-43	0-0	0	3	0-0	2
Sutherland, Jonathan	12-1	24	11	35	2.0-4	0-0	0-0	1	0	0-0	1
Miller, Shareef	12-12	22	11	33	14.0-75	7.0-59	0-0	0	4	1-7	0
Castro-Fields, Tariq	12-2	19	10	29	3.5-4	0-0	0-0	7	0	0-0	0
Givens, Kevin	11-11	17	12	29	8.5-19	3.0-5	0-0	1	4	0-0	0
Brooks, Ellis	12-0	18	9	27	1.5-3	1.5-3	1-28	0	0	0-0	0
Reid, John	10-10	17	7	24	1.0-2	0-0	2-44	8	2	0-0	0
Toney, Shaka	12-0	15	7	22	7.5-47	5.0-40	0-0	2	2	0-0	1
Wade, Lamont	12-0	12	5	17	2.0-9	1.0-7	0-0	0	0	0-0	0
Mustipher, P.J.	11-0	7	7	14	1.0-3	0-0	0-0	0	1	0-0	1
Shelton, Antonio	12-0	5	8	13	1.5-2	1.0-1	0-0	0	0	0-0	0
Johnson, Donovan	11-0	9	3	12	0-0	0-0	0-0	3	1	0-0	0
Joseph, Daniel	12-0	4	8	12	1.0-9	1.0-9	0-0	1	0	1-0	0
Monroe, Ayron	12-0	5	5	10	1.0-3	1.0-3	0-0	0	0	1-0	0
Simmons, Shane	7-0	4	5	9	0-0	0-0	0-0	0	0	0-0	0
McPhearson, Zech	12-0	6	2	8	1.0-3	0-0	0-0	2	0	0-0	0
Miller, Jarvis	11-0	3	5	8	1.0-6	0-0	0-0	0	0	1-0	0
Luketa, Jesse	12-0	5	2	7	0-0	0-0	0-0	0	0	0-0	0
Butler, Jabari	9-0	4	1	5	0-0	0-0	0-0	1	0	0-0	1
Dariun, Dae'Lun	8-0	4	0	4	0-0	0-0	0-0	1	1	0-0	0
Oweh, Jayson	4-0	4	0	4	2.0-11	2.0-11	0-0	0	1	0-0	0
Petrishen, John	12-0	3	1	4	0-0	0-0	0-0	0	0	0-0	0
Thorpe, C.J.	12-0	0	4	4	0-0	0-0	0-0	0	0	0-0	0
Checa, Rafael	11-0	2	0	2	0-0	0-0	0-0	0	0	0-0	0
Cooper, Jake	5-0	2	0	2	0-0	0-0	0-0	0	0	0-0	0
Hansard, Fred	6-1	1	1	2	0.5-1	0-0	0-0	0	0	0-0	0
Jordan, Ellison	3-0	1	1	2	1.0-5	1.0-5	0-0	0	0	0-0	0
Lutz, Isaac	11-0	0	2	2	0-0	0-0	0-0	0	0	0-0	0
McSorley, Trace	12-12	1	1	2	0-0	0-0	0-0	0	0	0-0	0
Polk, Brandon	10-7	1	1	2	0-0	0-0	0-0	0	0	0-0	0
Hartlaub, Drew	9-0	1	1	2	0-0	0-0	0-0	0	0	0-0	0
Bowers, Nick	9-0	1	0	1	0-0	0-0	0-0	0	0	0-0	0
Brown, Journey	8-0	0	1	1	0-0	0-0	0-0	0	0	0-0	0
Chizmar, Max	2-0	0	1	1	0-0	0-0	0-0	0	0	0-0	0
Gillikin, Blake	12-0	1	0	1	0-0	0-0	0-0	0	0	0-0	0
Gordon, Trent	3-0	0	1	1	0-0	0-0	0-0	0	0	0-0	0
Hippenhammer, Mac	11-1	1	0	1	0-0	0-0	0-0	0	0	0-0	0
McGovern, Connor	12-12	1	0	1	0-0	0-0	0-0	0	0	0-0	0
Pinegar, Jake	12-0	1	0	1	0-0	0-0	0-0	0	0	0-0	0
Vranic, Jason	2-0	0	1	1	0-0	0-0	0-0	0	0	0-0	0
Penn State	12-0	533	330	863	100-417	43-274	13-170	56	32	7-7	15
Opponents	12-0	478	267	745	60-252	25-162	7-128	39	19	12-31	11