

879 WINS (8th in Nation)

48 BOWL GAMES (T-9th in Nation)

29 BOWL WINS (T-4th in Nation)

100 1ST-TEAM ALL-AMERICANS



Pittsburgh, Pa.
Heinz Field (68,400)

Series: Penn State 51-43-4
Last Meeting: Penn State, 33-14
September 9, 2017 - Beaver Stadium
Complete Series Info on Page 8

2 NATIONAL CHAMPIONSHIPS

4 BIG TEN CHAMPIONSHIPS

84% ALL-TIME GRADUATION RATE

65 ACADEMIC ALL-AMERICANS (2nd in Nation)

THE MATCHUP

PENN STATE NITTANY LIONS

1-0, 0-0 Big Ten

Head Coach: James Franklin (East Stroudsburg '95)
Record at Penn State (5th season): 37-17 (.685)
Career Record (8th season): 61-32 (.656)
vs. Pitt 1-1

PxP: Sean McDonough
Analyst: Todd Blackledge
Sideline: Holly Rowe

PxP: Steve Jones
Analyst: Jack Ham
Sideline: Derrick Williams
Local: 93.7 FM/1450 AM
Web: GoPSUsports.com
Sirius/XM/Internet: 84/84/84

PITTSBURGH PANTHERS

1-0, 0-0 ACC

Head Coach: Pat Narduzzi (Rhode Island '90)
Record at Pitt (4th season): 22-17 (.564)
Career Record (4th season): Same
vs. Penn State: 1-1

BY THE #'S

200+

Yards rushing as a team in the last four games

99TH

Meeting between Pitt and Penn State

29

Consecutive games with a TD pass for Trace McSorley (leads FBS)

20+

Points scored in the last 24 games

1

AP Preseason All-American

INSIDE THE GAME

NO. 10/9 PENN STATE RETURNS TO PITTSBURGH FOR KEYSTONE CLASSIC

No. 10/9 Penn State and Pittsburgh meet on the gridiron for the 99th time Saturday at Heinz Field for the third installment of the Keystone Classic presented by Peoples Natural Gas. The primetime tilt is set to start at 8 p.m. on ABC.

Penn State returns to Heinz Field for the first time since 2016 when the teams renewed their historic series. Pitt prevailed, fending off a Penn State rally for a 42-39 victory, but the Nittany Lions answered with a 33-14 victory last season in Beaver Stadium.

Penn State opened 2018 in thrilling fashion, rallying with less than two minutes in regulation to force overtime and eventually defeat Appalachian State. KJ Hamler, one of 17 Nittany Lions to take the field for the first time, setup the tying drive with a 52-yard kickoff return out of the end zone, and caught the game-tying touchdown to cap a drive engineered by quarterback Trace McSorley. In overtime, Miles Sanders, who was playing his first game as the featured running back, rushed four consecutive times for a total of 25 yards and the go-ahead touchdown. Amani Oruwariye then sealed the win on defense with a game-ending interception.

Pitt, which closed its 2017 season with a win over No. 2 Miami, cruised past Albany for a 33-7 win in its 2018 opener. Quarterback Kenny Pickett accounted for three scores (two passing, one rushing), and the Panthers rushed for 238 yards as a team.

This is the second of Penn State's three non-conference games. The Nittany Lions conclude the out-of-conference slate by hosting Kent State in Beaver Stadium at noon Sept. 15.



BREAKDOWN

RUSHING	Penn State: Miles Sanders	19 for 91 yds (91.0), 2 TD
	Pittsburgh: Qadree Ollison	7 for 73 yds (73.0), 0 TD
PASSING	Penn State: Trace McSorley	20-of-35, 229 yds (229.0), 1 TD/0 INT
	Pittsburgh: Kenny Pickett	16-of-22, 154 yds (154.0), 2 TD/1 INT
RECEIVING	Penn State: KJ Hamler	4 for 68 yds (68.0), 1 TD
	Pittsburgh: Rafael Araujo-Lopes	3 for 50 yds (50.0), 2 TD
DEFENSE	Penn State: Nick Scott	9 tkls, 1.0 sack, 1.0 TFL
	Pittsburgh: Keyshon Camp	3 tkls, 2.0 TFL, 2.0 sacks

PSU	TEAM	PITT
45.0	SCORING/GAME	33.0
205.0	RUSHING/GAME	238.0
20-35-0	PASSING (C-A-INT)	17-23-1
229.0	PASSING/GAME	169.0
434.0	TOTAL OFFENSE/GAME	407.0
+1	TURNOVER MARGIN	Even
38.0	PTS ALLOWED/GAME	7.0
159.0	OPP. RUSH YDS/GAME	60.0
26-39-1	OPP. PASSING	18-29-2
292.0	OPP. PASS YDS/GAME	263.0
451.0	OPP. TOTAL OFFENSE/GAME	323.0

2018 SCHEDULES

PENN STATE

Overall (BIG): 1-0 (0-0 East)		Home: 1-0	Road: 0-0	Ntrl: 0-0	
PSU Rank	Opponent (Rank)	Time/Result	TV	Attend.	
September					
1	(10/9) Appalachian State (-/RV)	W, 45-38 (OT)	BTN	105,232	
8	(10/9) at Pittsburgh	8 p.m.	ABC		
15	Kent State	noon	FS1		
21*	at Illinois *	9 p.m.	FS1		
29	Ohio State *	TBD			
October					
13	Michigan State *	3:30 or 4 p.m.			
20	at Indiana *	TBD	ABC/ESPN/ESPN2		
27	Iowa *	TBD			
November					
3	at Michigan *	TBD			
10	Wisconsin *	TBD			
17	at Rutgers *	TBD			
24	Maryland *	TBD			

* - BIG game ^ - Friday game All times Eastern Rankings: AP/Coaches

PITTSBURGH

Overall (ACC): 1-0 (0-0 Coastal)		Home: 1-0	Road: 0-0	Ntrl: 0-0	
Rank	Opponent (Rank)	Time/Score	TV	Attend.	
September					
1	Albany	W, 33-7	ACC Network Extra	34,486	
8	Penn State (10/9)	8 p.m.	ABC		
15	Georgia Tech*	12:30 p.m.	RSN/AT&T SportsNet		
22	at North Carolina*	TBD			
29	at Central Florida	TBD			
October					
6	Syracuse*	TBD			
13	at Notre Dame	2:30 p.m.	NBC		
27	Duke*	TBD			
November					
2	at Virginia*	7:30 p.m.	ESPN2		
10	Virginia Tech*	TBD			
17	at Wake Forest*	TBD			
24	at Miami (Fla.)*	TBD			

* - ACC game All times Eastern Rankings: AP/Coaches

TABLE OF CONTENTS

Page 2 Quick Facts/NFL Notes
Page 3 ... Opponent Tracker/BIG Standings/Media Info
Page 4-6 Head Coach James Franklin
Page 7 Leadership/National Polls
Page 8 Series Notes
Page 9-11 Pitt Notes
9 This Day in History/Record Breakdown
..... /Rankings Comparison
10 Winningest Programs/At The Start
11 Preseason Honors
Page 12-13 Highlights
12 National Statistical Leaders

13 Classroom Success
Page 14-16 Offense Notes
14 Coaching Staff Notes
15 McSorley Record Countdown/Community Service
16 NFL Stadiums
Page 16-17 Defense/Special Teams Notes
17 Happy Valley
Page 18-19 Season Notes
18 Future Schedules
19 Upcoming Game Themes
Page 20 Depth Chart/Pronunciations/Asst. Coaches
Page 21-22 Numerical Roster

Page 23-24 Alphabetical Roster
Page 25-27 Record Watch
Page 28 Game 1
Page 29-36 Player Bios
Page 37-40 Season Statistics
Page 41-47 Game-by-Game Statistics
Page 48-49 Long Play Breakdown
Page 50 Tackle Breakdown
Page 51 Season Superlatives
Page 52 Starters/Participation
Page 53 The Last Time...
Page 54 Start Chart

2 2018 PENN STATE FOOTBALL

PROGRAM NOTES

WINNING RECORD

Penn State is one of eight teams to have a winning season each of the last 13 years, joining Florida State, Wisconsin, Oklahoma, Virginia Tech, USC, Boise State and LSU as the only teams to achieve the feat. Penn State holds the FBS record for most consecutive seasons without a losing record at 49 (1939-87). (ESPN Stats & Info)

ACADEMIC EXCELLENCE

A total of 424 of Penn State football student-athletes, including a program-record 35 in 2017, have earned Academic All-Big Ten honors since 1993 for owning at least a 3.0 grade point average and being a letterwinner.

ONE OF NATION'S TOUGHEST HOME VENUES

Penn State owns a superlative 286-72 (.799) record inside Beaver Stadium, the nation's second-largest facility, which opened in 1960 and has a capacity of 106,572.

QUICK FACTS

UNIVERSITY

NAME	The Pennsylvania State University
LOCATION	University Park, Pa.
FOUNDED	1855
ENROLLMENT	46,610
NICKNAME	Nittany Lions
COLORS	Blue & White
CONFERENCE	Big Ten
DIVISION	NCAA Division I
STADIUM	Beaver Stadium (106,572)
STADIUM SURFACE	Natural Grass
PRESIDENT	Dr. Eric Barron
ATHLETICS DIRECTOR	Sandy Barbour
HEAD COACH	James Franklin (5th Season)
FOOTBALL OFFICE	814-865-0412
TICKET OFFICE	1-800-NITTANY

FOOTBALL HISTORY

FIRST YEAR	1887
ALL-TIME RECORD	879-387-42 (132nd Season) <i>8th in victories</i>
ALL-TIME BIG TEN RECORD	127-75 (26th Season)
ALL-TIME BOWL RECORD	29-17-2 (.625) <i>T-4th in bowl victories</i>
YEARS IN POST SEASON PLAY	48 <i>T-9th in bowl appearances</i>
BEAVER STADIUM RECORD	286-72 (.799)

ASSISTANT COACHES

BRENT PRY	Buffalo; 1993 Defensive Coordinator/Linebackers (5th Season)
RICKY RAHNE	Cornell; 2002 Offensive Coordinator/Quarterbacks (5th Season)
PHIL GALIANO	Shippensburg; 2000 Special Teams Coordinator/Asst. DL (1st Season)
TIM BANKS	Central Michigan; 1995 Co-Defensive Coordinator/Safeties (3rd Season)
TYLER BOWEN	Maryland; 2010 Off. Recruiting Coordinator/Tight Ends (1st Season)
DAVID CORLEY	Wake Forest; 2006 Wide Receivers (1st Season)
MATT LIMEGROVER	University of Chicago; 1991 Run Game Coordinator/Offensive Line (3rd Season)
JA'UAN SEIDER	West Virginia; 2000 Running Backs Coach (1st Season)
TERRY M. SMITH	Penn State; 1991 Assistant Head Coach/Defensive Recruiting Coordinator/Cornerbacks (5th Season)
SEAN SPENCER	Clarion; 1995 Associate Head Coach/Run Game Coordinator/Defensive Line (5th Season)
DWIGHT GALT	Maryland; 1981 Assistant AD of Performance Enhancement (5th Season)

BIG BEST



OFFENSIVE POTW: Dwayne Haskins • Ohio State • So. • QB • Potomac, Md.

- Making his first career start, completed 22 of 30 passes for 313 yards and five touchdowns to record a victory over Oregon State
- Became the first quarterback in program history to throw for 300 yards in his first career start
- Added 24 yards rushing on two carries
- Earns his first career Offensive Player of the Week award
- Last Ohio State Offensive Player of the Week: Mike Weber (Nov. 13, 2017)



CO-DEFENSIVE POTW: Jake Hansen • Illinois • So. • LB • Tarpon Springs, Fla.

- Tied the Illinois school record with 6.0 tackles for loss in the team's win against Kent State
 - Recorded a career-high 15 tackles in the contest, including 10 solo stops
 - Nearly tripled his career total for tackles, as he had entered the season with eight tackles
- #### CO-DEFENSIVE POTW: Antoine Brooks Jr. • Maryland • Jr. • DB • Lanham, Md.
- Led the team with 11 tackles, including seven solo stops, as Maryland defeated Texas to open the season for the second straight year
 - Registered the game-sealing interception with 1:04 remaining to complete a 34-29 victory
 - Added one tackle for loss in the contest




CO-SPECIAL TEAMS POTW: Ambry Thomas • Michigan • So. • DB • Detroit, Mich.

- Registered a 99-yard touchdown on a kickoff return late in the first half at Notre Dame
- His touchdown marked the fourth kickoff return touchdown of 99 yards or longer in program history and the first since 1994
- Scored the first touchdown of his career and the first kickoff return score by a Wolverine since 1915




CO-SPECIAL TEAMS POTW: Antoine Winfield Jr. • Minnesota • So. • DB • The Woodlands

- Recorded a 76-yard punt return touchdown in a victory over New Mexico State
- Broke five tackles on the return, which was the first punt return touchdown by a Gopher since 2013
- Added five tackles in the contest



CO-FRESHMAN POTW: Jashaun Jones • Maryland • Fr. • WR • Fort Myers, Fla.

- Became the first freshman in at least the last 20 years to record a passing, rushing and receiving touchdown in his first career game and the first to do so in any game since Marcus Mariota in 2012
- Recorded two catches for 73 yards and one touchdown, one carry for a 28-yard touchdown and one pass completion for a 20-yard touchdown



CO-FRESHMAN POTW: Rondale Moore • Purdue • Fr. • WR • New Albany, Ind.

- Broke Purdue's 46-year old record for most all-purpose yards in a contest with 313 against Northwestern
- Rushed twice for 79 yards, including a 76-yard TD run, and caught 11 passes for 109 yards and a TD
- Added 125 yards on five kickoff returns

LIONS IN THE NFL

33 NITTANY LIONS ON NFL OPENING WEEK ROSTERS

A total of 33 Penn State football alumni are populating the training camp rosters of 22 National Football League teams. The Nittany Lions annually are among the top 20 programs nationally in producing players in the NFL. In addition, eight former Nittany Lions are members of NFL coaching staffs and two former non-football student-athletes are on rosters.

The Miami Dolphins and Pittsburgh Steelers boast a league-high three Penn Staters with 10th-year defensive end Cameron Wake, linebacker Mike Hull and rookie tight end Mike Gesicki in South Florida and tight end Jesse James, rookie safety Marcus Allen and fellow safety Malik Golden in the nearby Steel City.

Seven teams - Arizona Cardinals, Chicago Bears, New York Giants, Oakland Raiders, San Francisco 49ers, Tampa Bay Buccaneers and Tennessee Titans -- each have two PSU alums. Fourth-year safety Adrian Amos enters the Bears season following a breakout 2017 campaign and is joined by former Jaguars receiver Allen Robinson II, who is coming off an ACL injury suffered in last season's opening week. Fourteen-year vet and San Francisco All-Pro placekicker Robbie Gould is Penn State's elder statesman. In the NFC East, Pro Bowl linebacker Sean Lee returns for his ninth season with the Cowboys, while sixth-year offensive lineman Stefen Wisniewski is looking to help the Eagles defend their Super Bowl title.

A total of 10 players from Penn State's 2017 Fiesta Bowl-winning squad are on NFL rosters. In addition to Gesicki, Marcus Allen (Pittsburgh Steelers), Saquon Barkley (New York Giants), Brendan Mahon (Carolina Panthers), DaeSean Hamilton (Denver Broncos), and Troy Apke (Washington Redskins) are on active rosters, while Curtis Cothran (Minnesota Vikings), Grant Haley (New York Giants), Saeed Blacknall and Jason Cabinda (Oakland Raiders) will start the season on practice squads.

Former Penn State men's lacrosse player Chris Hogan also appeared in the most recent Super Bowl and is returning to the Patriots for his sixth season in the NFL. Additionally, former men's basketball player Ross Travis is with the Indianapolis Colts for his third NFL season, but is on injured reserve.

A total of 350 Nittany Lions have been selected all-time in the NFL Draft, which ranks seventh among Division I institutions, including 37 in the first round. The Nittany Lions have had at least three players drafted six of the last seven years. The six selections in April were the most since 2010 when six Nittany Lions were chosen.

Penn State has had at least one representative in 47 of 52 Super Bowls and 107 appearances overall, which is fifth among FBS institutions. Forty Nittany Lions have claimed 57 Super Bowl rings.

Arizona Cardinals (2): Gerald Hodges (6), A.Q. Shipley^R (7)

Atlanta Falcons (1): Jack Crawford (7)

Carolina Panthers (1): Brendan Mahon (R)

Chicago Bears (2): Adrian Amos (4), Allen Robinson II (5)

Cincinnati Bengals (1): Christian Hackenberg (1)

Dallas Cowboys (1): Sean Lee (9)

Denver Broncos (1): DaeSean Hamilton (R)

Detroit Lions (1): Anthony Zettel (3)

Indianapolis Colts: Ross Travis^R (3; former MBB player)

Kansas City Chiefs (1): Jordan Lucas (3)

Los Angeles Rams (1): Garrett Sickles^R (2)

Los Angeles Chargers (1): Trevor Williams (3)

Miami Dolphins (3): Mike Gesicki (R), Mike Hull^R (4), Cameron Wake (10)

Minnesota Vikings (1): Curtis Cothran (R)

New England Patriots: Chris Hogan (6; former MLAX player)

New Orleans Saints (1): Nate Stupar (6)

New York Giants (2): Saquon Barkley (R), Grant Haley (R)

Oakland Raiders (2): Saeed Blacknall (R), Jason Cabinda (R)

Philadelphia Eagles (1): Stefen Wisniewski (6)

Pittsburgh Steelers (3): Marcus Allen (R), Malik Golden^R (2), Jesse James (4)

San Francisco 49ers (2): Garry Gilliam (5), Robbie Gould (14)

Tampa Bay Buccaneers (2): Chris Godwin (2), Donovan Smith (4)

Tennessee Titans (2): Austin Johnson (3), DaQuan Jones (5)

Washington Redskins (1): Troy Apke (R)

italics indicates practice squad, ^R injured reserve, ^C Captain

EIGHT FORMER LIONS ON NFL COACHING STAFFS

Eight former Nittany Lions are patrolling the sidelines as part of NFL coaching staffs in 2018.

Tom Bradley (Pittsburgh, defensive backs)

Gary Brown (Dallas, running backs)

Bobby Engram (Baltimore, wide receivers)

Peter Giunta (New Orleans, senior defensive assistant)

Al Golden (Detroit, linebackers)

D'Anton Lynn (Houston, assistant defensive backs)

Mike Munchak (Pittsburgh, offensive line)

Paul Pasqualoni (Detroit, defensive coordinator)

OPPONENT TRACKER

<p>APPALACHIAN ST. (SEPT. 1) Overall: 0-1 Sun Belt: 0-0 This Week: at Charlotte Last Week: L, 38-45 (OT), Penn State AppStateSports.com</p>	<p>Pittsburgh (SEPT. 8) Overall: 1-0 ACC: 0-0 This Week: host Penn State Last Week: W, 33-7, Albany PittsburghPanthers.com</p>	<p>KENT STATE (SEPT. 15) Overall: 0-1 MAC: 0-0 This Week: host Howard Last Week: L, 24-31, Illinois GeorgiaStateSports.com</p>
<p>Illinois (FRI., SEPT. 21) Overall: 1-0 B1G: 0-0 This Week: host Western Illinois Last Week: W, 38-24, Kent State FightingIllini.com</p>	<p>OHIO STATE (SEPT. 29) Overall: 1-0 B1G: 0-0 This Week: host Rutgers Last Week: W, 77-31, Oregon State OhioStateBuckeyes.com</p>	<p>MICHIGAN ST. (OCT. 13) Overall: 1-0 B1G: 0-0 This Week: at Arizona State Last Week: W, 38-31, Utah State MSUSpartans.com</p>
<p>Indiana (OCT. 20) Overall: 1-0 B1G: 0-0 This Week: host Virginia Last Week: W, 38-28, FIU IUHoosiers.com</p>	<p>IOWA (OCT. 27) Overall: 1-0 B1G: 0-0 This Week: host Iowa State Last Week: W, 35-7, Northern Illinois HawkeyeSports.com</p>	<p>Michigan (NOV. 3) Overall: 0-1 B1G: 0-0 This Week: host Western Michigan Last Week: L, 17-24, Notre Dame MGoBlue.com</p>
<p>WISCONSIN (NOV. 10) Overall: 1-0 B1G: 0-0 This Week: host New Mexico Last Week: W, 34-3, Western Kentucky UWBadgers.com</p>	<p>Rutgers (NOV. 17) Overall: 1-0 B1G: 0-0 This Week: at Ohio State Last Week: W, 35-7, Texas State ScarletKnights.com</p>	<p>MARYLAND (NOV. 24) Overall: 1-0 B1G: 0-0 This Week: at Bowling Green Last Week: W, 34-29, Texas UMTerps.com</p>

PENN STATE MEDIA SERVICES

FOOTBALL CONTACTS

Kris Petersen
 Cell: 814-883-4581
 E-mail: kap18@psu.edu
 Twitter: @GoPSUKris

Mark Brumbaugh
 Cell: 814-441-9145
 E-mail: mgb28@psu.edu
 Twitter: @markbrumbaugh

Paul Marboe
 Cell: 814-777-7604
 E-mail: prm5118@psu.edu
 Twitter: @pmarboe33

Assoc. AD for Strategic Communications: Jeff Nelson
Asst. AD for Strategic Communications: Kris Petersen
Associate Director: Rose Carter
Assistant Directors: Mark Brumbaugh, Pat Donghia, John Hanna, Paul Marboe, Nicole Praga, Will Rottler, Kevin Stoicovy, Jocelyn VerVelde, Chelsea Vielhauer
Admin. Assistant: Cristin Guiher
Strategic Communications Office: 814-865-1757
Website: GoPSUsports.com
Address: 101D Bryce Jordan Center, University Park, Pa., 16802

SUNDAY:
 9 a.m. - Updated stats available at GoPSUsports.com.

MONDAY:
 8 p.m. - Game Notes available at GoPSUsports.com.

TUESDAY:
 12:30 p.m. - Penn State Weekly Press Conference
 James Franklin and at least two players available for questions in person and via telephone at Beaver Stadium.
To participate please contact the Strategic Communications Office at 814-865-1757 prior to 11 a.m. ET. Please contact Strategic Communications for FTP information for video/audio from the press conference.

TUESDAY-WEDNESDAY:
 9 a.m. - 2 p.m. - Player Interviews
Selected players available via teleconference interviews. For information, please contact Cristin Guiher in PSU Strategic Communications (cms36@psu.edu; 814-865-1757).

WEDNESDAY:
 Approximately 6:05 p.m. - Practice Availability
Media can watch last 10 minutes of practice, James Franklin and one player will be available post-practice.

THURSDAY:
 TBA: Thursday Assistant Coach Teleconference
Selected players available via teleconference interviews. For information, please contact Cristin Guiher in PSU Strategic Communications (cms36@psu.edu; 814-865-1757).

6:05 p.m. - "The Penn State Coaches Show Featuring James Franklin Presented by Pepsi" at Primanti Bros. and broadcast live on the Penn State Sports Network and LionVision on GoPSUsports.com.

SATURDAY:
 Post-Game: James Franklin and selected players will be available immediately following the game.
Please contact Strategic Communications for FTP audio/video information (home games only).

B1G STANDINGS

EAST	BIG TEN		OVERALL			
	W-L	%	W-L	%	AP	USA
Penn State	0-0	0.000	1-0	1.000	0-0	0-0
Indiana	0-0	0.000	1-0	1.000	0-0	0-0
Maryland	0-0	0.000	1-0	1.000	1-0	1-0
Michigan State	0-0	0.000	1-0	1.000	0-0	0-0
Ohio State	0-0	0.000	1-0	1.000	0-0	0-0
Rutgers	0-0	0.000	1-0	1.000	0-0	0-0
Michigan	0-0	0.000	0-1	0.000	0-1	0-1
WEST	W-L	%	W-L	%	AP	USA
Northwestern	1-0	1.000	1-0	1.000	0-0	0-0
Illinois	0-0	0.000	1-0	1.000	0-0	0-0
Iowa	0-0	0.000	1-0	1.000	0-0	0-0
Minnesota	0-0	0.000	1-0	1.000	0-0	0-0
Wisconsin	0-0	0.000	1-0	1.000	0-0	0-0
Nebraska	0-0	0.000	0-0	0.000	0-0	0-0
Purdue	0-1	0.000	0-1	0.000	0-0	0-0

BIG TEN SCHEDULE (All Times Eastern)

SATURDAY, SEPT. 8
PENN STATE at Pittsburgh, 8 p.m. (ABC)
 Western Michigan at MICHIGAN, noon (FSI)
 Duke at NORTHWESTERN, noon (ESPNU)
 Eastern Michigan at PURDUE, noon (BTN)
 New Mexico at WISCONSIN, noon (BTN)
 Colorado at NEBRASKA, 3:30 p.m. (ABC)
 RUTGERS at OHIO STATE, 3:30 p.m. (BTN)*
 Iowa State at IOWA, 5 p.m. (FOX)
 MARYLAND at Bowling Green, 6 p.m. (ESPN+)
 Western Illinois at ILLINOIS, 7:30 p.m. (BTN)
 Virginia at INDIANA, 7:30 p.m. (BTN)
 Fresno State at MINNESOTA, 7:30 p.m. (FSI)
 MICHIGAN STATE at Arizona State, 10:45 p.m. (ESPN)

*Big Ten Game

BIG TEN MEDIA SERVICES

BIG TEN CONFERENCE RELEASE/STATISTICS:
 The Big Ten Conference football release, with standings and statistics, is available at www.bigten.org.

BIG TEN PLAYERS OF THE WEEK: The Big Ten Conference will be announcing Players of the Week every Monday during the season.

BIG TEN COACHES TELECONFERENCE: The Big Ten will conduct a football coaches teleconference every Tuesday during the season. All 14 head coaches will be available to answer questions for eight minutes. Please contact the Big Ten Communications staff (847-696-1010) for the phone numbers for the teleconference.

MONDAY	TUESDAY	WEDNESDAY	THURSDAY	FRIDAY	SATURDAY	SUNDAY
<p>Game Notes Available by 8 p.m. on GoPSUsports.com</p>	<p>James Franklin Press Conference 12:30 p.m. (ET)</p> <p>B1G Teleconference 1:28 p.m. (ET)</p> <p>Player Teleconferences</p>	<p>Practice Availability & James Franklin Post Practice Approx. 6:05 p.m.</p> <p>Player Teleconferences</p>	<p>PSU Asst. Coach Teleconference</p> <p>Penn State Coaches Show 6:05 p.m. Primanti Bros.</p>	<p>No Coach/Player Availability</p>	<p>Pittsburgh 8 p.m.</p> <p>ABC/Penn State Sports Network</p> <p>Heinz Field</p>	<p>Updated Statistics Available 9 a.m. GoPSUsports.com</p>



FRANKLIN FILE

Born: February 2, 1972
Hometown: Langhorne, Pa.
Wife: Fumi
Daughters: Shola & Addison

Education:
 East Stroudsburg, 1995; B.S. in Psychology
 Washington State, 1999; M.A. in Educational Leadership

Playing Career:
 East Stroudsburg; Quarterback, 1991-94

Coaching Experience

2014-pres.	Head Coach	Penn State
2011-13	Head Coach	Vanderbilt
2008-10	Asst HC/Off. Coord./QBs	Maryland
2006-07	Off. Coord./QBs	Kansas State
2005	Wide Receivers	Green Bay Packers
2000-04	Recruiting Coord./WRs	Maryland
1999	Wide Receivers	Idaho State
1998	Grad. Asst./Tight Ends	Washington State
1997	Wide Receivers	James Madison
1996	Grad. Asst./Secondary	East Stroudsburg
1995	Wide Receivers	Kutztown

BOWL RESULTS

Year	School	Bowl	Result (Opp.)
2011	Vanderbilt	Liberty	L, 24-31 (Cincinnati)
2012	Vanderbilt	Music City	W, 38-24 (N.C. State)
2013	Vanderbilt	BBVA Compass	W, 41-24 (Houston)
2014	Penn St.	Pinstripe	W, 31-30 OT (Boston College)
2015	Penn St.	TaxSlayer	L, 17-24 (Georgia)
2016	Penn St.	Rose	L, 49-52 (USC)
2017	Penn St.	Fiesta	W, 35-28 (Washington)

CAREER RECORD

Year	School	Overall	Conf.	Of Note
2011	Vanderbilt	6-7	2-6	lost to Cincinnati, 31-24; Liberty Bowl
2012	Vanderbilt	9-4	4-4	No. 23; def. North Carolina State, 38-24; Music City Bowl
2013	Vanderbilt	9-4	5-3	No. 20; def. Houston, 41-24; BBVA Compass Bowl
2014	Penn State	7-6	2-6	2nd PSU coach to start career 4-0; def. BC, 31-30 (OT) Pinstripe Bowl
2015	Penn State	7-6	4-4	lost to Georgia, 24-17; TaxSlayer Bowl
2016	Penn State	11-3	8-1	Big Ten East & Big Ten Champs; lost to USC, 52-49; Rose Bowl
2017	Penn State	11-2	7-2	No. 8; def. Washington, 25-28; Fiesta Bowl
2018	Penn State	1-0	0-0	
Total (8 Years)		61-32	32-26	Six Bowl Appearances
Vanderbilt Record (3 Years)		24-15	11-13	Consecutive Top-25 Finishes for 1st Time in VU History
Penn State Record (5 Years)		37-17	21-13	2016 Big Ten Champs; Four Consecutive Bowl Appearances

HEAD COACH JAMES FRANKLIN

CAREER AT A GLANCE

- Franklin was named the 16th head football coach in the storied history of the Nittany Lion program on January 11, 2014.
- Franklin enters his eighth year as a collegiate head coach, leading his first seven squads to a bowl game.
- Franklin is one of nine current FBS head coaches to lead his teams to a bowl game in each of his first seven seasons as a head coach. He is one of six current Autonomy 5 head coaches to accomplish the feat.
- He owns a 60-32 career record, with six consecutive winning seasons.
- Franklin has led his teams to two Top 10 finishes (2 at Penn State) and four Top 25 finishes (2 at Vanderbilt; 2 at Penn State).
- Franklin led the Nittany Lions to back-to-back New Year's Six bowls in 2016 (Rose) and 2017 (Fiesta) for the first time since 1985 (Orange) and 1986 (Fiesta).
- Franklin has 23 years of coaching experience at the collegiate and NFL level.
- In his seven years as a head coach, Franklin mentored 57 players who have gone on to the NFL ranks.
- Franklin has secured Top 25 recruiting classes each of his last six seasons, including a Top 5 class at Penn State in 2018.

NITTANY LIONS ON THE FIELD

2017 SEASON

- Penn State continued to be among the nation's elite in 2017, climbing as high as No. 2 in the rankings and appearing in a second-straight New Year's Six bowl, earning a 35-28 win over No. 11 Washington in the PlayStation Fiesta Bowl.
- The Nittany Lions earned back-to-back 11-win seasons for the fifth time in program history and first time since 2008 and 2009 with an 11-2 record.
- Penn State finished the season No. 8 in the Associated Press and Rankings Coaches polls and No. 9 in the final CFP rankings. It was the 24th Top 10 AP finish in program history.
- The Nittany Lions used a balanced attack with a high-scoring offense and a stingy defense to lead FBS in scoring differential with a +24.6 margin.
- Offensively, Penn State finished seventh in FBS with a 41.1 scoring average, which is the third-highest in program history, and 19th in total offense with a 460.3 average, which also ranks third in PSU history.
- Defensively, the Nittany Lions were seventh in FBS in scoring average (16.5 ppg) and sacks (3.23 spg), while coming in 17th in total defense (329.5).
- Penn State posted back-to-back-to-back 40-sack seasons for the first time since 2005-07.
- Running back Saquon Barkley capped a stellar collegiate career by winning the Paul Hornung Award for the nation's most versatile player, three major Big Ten awards – Graham-George Big Ten Offensive Player of the Year, Ameche-Dayne Big Ten Running Back of the Year, Rodgers-Dwight Big Ten Return Specialist – and the Chicago Tribune Silver Football for the second-straight season. Barkley is just the fifth player since 1924 to win two Silver Football honors.
- Barkley became the 100th first-team All-American in program history with Consensus All-America honors and finished fourth in the Heisman Trophy voting.

- The Nittany Lions had 18 players garner All-Big Ten accolades, including four first-team selections in Barkley (running back and return specialist), Marcus Allen and Mike Gesicki.
- Quarterback Trace McSorley, the Offensive MVP of the PlayStation Fiesta Bowl, followed up his record-breaking 2016 campaign with another outstanding season. In 2017, McSorley broke the Penn State single-season record for completions (284), total offense (4,061), touchdowns responsible for (37), 300-yard passing games (5) and 200-yard passing games (11).
- McSorley also became the second player in Big Ten history with 25 passing touchdowns and 10 rushing scores in a season, joining Ohio State's J.T. Barrett (2014, 2017).
- Wide receiver DaeSean Hamilton ended his Penn State career as the program's career receptions leader (214) and second in school history in receiving yards (2,842).
- The Nittany Lions sent nine players to senior all-star games, which is the most since 2003 when nine student-athletes were in postseason games (Senior Bowl: Allen, Gesicki, Hamilton, Christian Campbell; East-West Shrine Bowl: Hamilton, Jason Cabinda, Curtis Cothran, Parker Cothren, Grant Haley; NFLPA Collegiate Bowl: Troy Apke).

2016 SEASON

- Penn State surged in 2016, winning nine consecutive games en route to the Big Ten Championship, a Rose Bowl berth and an 11-3 overall record.
- Penn State finished the season ranked No. 5 in the College Football Playoff rankings and No. 7 in the Associated Press and Amway Coaches polls. It was Penn State's highest finish in the polls since 2005.
- The Lions claimed their fourth overall Big Ten Championship and first outright title since 1994 with a thrilling 38-31 comeback win over Wisconsin in the Big Ten Championship Game.
- In 2016, Franklin was honored as Sporting News National Coach of the Year and the Woody Hayes National Coach of the Year, as well as the Dave McLain Big Ten Coach of the Year and Associated Press Big Ten Coach of the Year.
- Franklin was also a finalist for the Paul "Bear" Bryant, Eddie Robinson and Associated Press National Coach of the Year awards.
- The 2016 season brought record-breaking performances from the Lions as the offense set marks for total offense (6,056), passing yards (3,650), points scored (526) and double-digit comeback wins (4).
- The Lions' +14.4 scoring improvement in 2016 ranked fourth in FBS and second among Autonomy 5 schools.
- Barkley was selected as the Graham-George Big Ten Offensive Player of the Year, Big Ten Running Back of the Year and Chicago Tribune Silver Football winner for the conference's top player.
- McSorley was named the Grange-Griffin Big Ten Championship Game MVP, as well as earning Maxwell Club Tri-State Player of the Year and All-Big Ten second team honors. He was the first Penn State quarterback to win all-conference honors since Daryll Clark in 2009.
- Not to be outdone, the Lion defense finished seventh in FBS in tackles for loss (8.1) and 19th in sacks (2.86).

2015 SEASON

- Franklin guided the Nittany Lions to a 7-6 record in 2015 and a berth in the TaxSlayer Bowl.
- Under Franklin's tutelage, Carl Nassib claimed a trio of national awards – Lombardi Award, Lott IMPACT Trophy and Ted Hendricks Award – and became Penn State's 13th unanimous Consensus All-American.
- Nassib also led the nation in sacks with a school-record 15.5 in 2015.
- The 2015 season also saw Christian Hackenberg break every Penn State career passing record, including passing yards, passing touchdowns and completions, and true freshman Saquon Barkley break the freshman season rushing record with a 1,000-yard campaign.
- Barkley was named the Big Ten Network's Freshman of the Year and claimed second team All-Big Ten honors, while wide receiver Chris Godwin (second team) and defensive tackles Austin Johnson (second team) and Anthony Zettel (third team) also earned All-Big Ten accolades.

2014 SEASON

- Franklin's first season was bookended with a pair of thrilling victories for the Nittany Lions. The Penn State head coach's inaugural season began with a final-play 26-24 victory over UCF in Dublin, Ireland, in Penn State's first-ever international game and ended with a comeback, a 31-30 overtime win over Boston College in the New Era Pinstripe Bowl in Yankee Stadium. The Nittany Lions overcame a 14-point deficit late in the third quarter, tying the largest comeback in Penn State's bowl history.
- With the Pinstripe Bowl win, Franklin became just the third Penn State coach to lead the team to at least seven wins in his first season, joining Dick Harlow (1915) and Bill O'Brien (2012).
- Franklin guided the Nittany Lions to a 4-0 start, joining Harlow as the only first-year Penn State coaches to win their initial four games.
- In Franklin's first season at Penn State, he helped Mike Hull to the Butkus-Fitzgerald Big Ten Linebacker of the Year award to carry on the "Linebacker U" tradition.
- Zettel earned All-Big Ten first team honors, while receiver DaeSean Hamilton garnered All-Big Ten second team accolades after pulling in 82 catches for 899 yards.

NITTANY LIONS IN THE CLASSROOM

- The Nittany Lions had a program-record 35 student-athletes claim Academic All-Big Ten honors in the fall of 2017.
- Tyler Yazujian collected a berth on the CoSIDA Academic All-America® first team in 2016 after an appearance on the second team in 2015.
- The 2015 fall semester saw the Nittany Lions post a record 56 squad members with at least a 3.0 grade-point average (GPA), marking the fifth consecutive semester (including summer sessions) the Nittany Lions have had more than 50 student-athletes with a 3.0 GPA or better.
- The 56 Nittany Lions with a 3.0 GPA or higher surpasses the mark of 55 set by the 2008 fall semester for the most 3.0 students in a semester in football program history.
- Additionally, 22 Nittany Lions earned Academic All-Big Ten recognition in 2015.
- A total of 23 Nittany Lions posted a 3.5 GPA or higher in the 2015 fall semester, with 19 earning Dean's List recognition for having 3.5 GPA or higher with 12 credits earned in undergraduate work.
- The Nittany Lion freshmen were impressive in the 2015 fall semester with 14 posting a 3.0 or higher.
- During Franklin's first fall semester on campus, the football student-athletes set program records with 25 student-athletes earning Dean's List recognition (3.5 GPA) and 57 players owning a cumulative 3.0 GPA or higher after the 2014 fall semester.
- Additionally, 51 squad members compiled at least a 3.0 GPA in the fall of 2014, the third-highest semester total in program history.
- The spring of 2015 saw continued success in the classroom with 51 student-athletes compiling at least a 3.0 GPA, marking the first time in program history with 50 or more 3.0s in a spring semester.

NITTANY LIONS IN THE COMMUNITY

- The Nittany Lions are active in the community, participating in activities such as Uplifting Athletes, THON, Pennsylvania Special Olympics Summer Games, State College Area Food Bank and Penn State Hershey Children's Hospital visits.
- In 2017, linebacker Brandon Smith was selected to the Allstate AFCA Good Works team for his selflessness and community service. He was one of 11 FBS honorees in 2017 and is the first Nittany Lion to claim the award since Ben Kline in 2015, and the fourth overall.
- The football team's 2,100 hours of community service in 2014-15 equated to nearly 40 percent of the 5,300 community service hours by Penn State student-athletes.
- The engaging and enthusiastic Franklin is a popular speaker and media interview subject. He was a guest analyst on ESPN's coverage from the site of college football's National Championship game, spending a day appearing on various ESPN platforms in 2013 and 2014. In 2015, Franklin joined the FOX studio crew for pregame, halftime and postgame coverage of the Big Ten Championship Game.
- In February 2015, Franklin was the lone college head coach among the speakers and panelists at the prestigious MIT Sloan Sports Analytics Conference in Boston. He was a panelist for the session, "The Formula to Win: College Football Analytics," which was moderated by ESPN reporter Rachel Nichols.



RECRUITING SUCCESS

- Franklin's recruiting classes in the last four years have been ranked an average of 15.5 nationally, which is a significant jump from the 40.8 average from 2012-14.
- Sixty-nine of the 113 signees under Franklin are from within a 250-mile radius of State College.
- Six of the 15 highest-ranked 247Sports Composite recruits at Penn State since 2000 have been signed by Franklin.
- The 2018 recruiting class was ranked No. 4 among all three major recruiting outlets - 247Sports, ESPN.com and Rivals. The No. 4 finish is the highest in program history.
- The 3.74 average star ranking for the 2018 class was the highest since 2010 (3.89) according to 247Sports Composite.
- Penn State signed Rivals No. 1 Pennsylvania recruit in three-straight years (2018 - Micah Parsons; 2017 - Lamont Wade; 2016 - Miles Sanders) for the first time since 2004 (Anthony Morelli), 2005 (Justin King) and 2006 (Jared Odrick).
- With the signing of Micah Parsons, Justin Shorter and Ricky Slade, Penn State inked three 247Sports Composite 5-star recruits for the first time since rankings began in 2001.
- The Nittany Lions also signed 12 ESPN300 recruits for the first time since 2006, when ESPN rankings started.
- Parsons was the No. 5-rated recruit in the 247Sports Composite, which is the highest recruit signed by Penn State since 2005 when Derrick Williams was the No. 4 overall recruit.
- In 2017, the newest set of Nittany Lions finished in the Top 15 in the country, ranking as high as 12th by Rivals.
- The Class of 2016 at Penn State finished in the Top 20, ranking as high as 18th by ESPN, and featured a pair of five-star recruits.
- In 2016, Franklin secured the No. 1 player in the state of Pennsylvania (Sanders) for the first time since Jared Odrick (2006).
- The Nittany Lions laid claim to the No. 1 running back in the state of Pennsylvania in 2015 (Saquon Barkley) and 2016 (Sanders).
- In February 2015, the Nittany Lions' highly-regarded class of 25 signees was ranked in the Top 15 nationally by the four major recruiting services.
- Franklin and his staff organized a Top 25 recruiting class in short order after being hired at Penn State in January 2014.
- While at Vanderbilt, Franklin assembled a recruiting class that finished as high as 19th in 2014.
- In each of his three seasons in Nashville, Franklin signed classes that finished in the Top 50 nationally. Prior to Franklin's arrival, the Commodores average class rank was 64.6 since 2000 (based on 247Sports composite).

HELPING THE COMMODORES GET THEIR WINGS

- Franklin directed Vanderbilt to consecutive Top 25 finishes for the first time in the 124-year history of the program (No. 23/24 - 2013 & No. 23/20 - 2012).
- The Commodores finished 23rd in the final 2012 Associated Press poll, marking their first AP final ranking since 1948.
- Franklin's 24 wins tied Dan McGugin for the most by a Vanderbilt coach in his first three seasons.
- Franklin led Vanderbilt to a bowl game in each of his three seasons in Nashville, with the last two years resulting in wins over NC State (Music City Bowl) and Houston (BBVA Compass Bowl). The Commodores had played in four bowl games all-time in the 121 seasons prior to his arrival, none in consecutive years.
- Vanderbilt had posted four nine-win seasons in program history, with Franklin's last two teams comprising half of the total.
- Over the last 20 games during the 2012-13 seasons, the Commodores' 16-4 record was second-best in the SEC to Alabama's 17-3 mark.
- Franklin guided the Commodores to a 6-6 regular-season record and earned a berth in the Liberty Bowl during his first season after inheriting a Vanderbilt team that finished 2-10 in both 2009 and 2010, with a combined mark of 1-15 SEC play.
- The 2011 bowl berth was Vanderbilt's second since 1983 and running back Zac Stacy broke the Commodores' season record with 1,193 rushing yards.



6 2018 PENN STATE FOOTBALL

- The Commodores had a breakthrough campaign in 2012 under Franklin, finishing on a seven-game winning streak (longest since 1948) to post a 9-4 mark, Vanderbilt's most wins in 97 years, and a berth in the Music City Bowl, in which VU defeated NC State, 38-24.
- A victory at Missouri sparked an 8-1 finish, which included three consecutive SEC road wins for the first time in program history.
- The Commodores were 5-3 in SEC play, winning five SEC games for the first time since 1935, and posted two shutouts for the first time since 1968.
- Franklin was among five finalists for the Bear Bryant National Coach of the Year award in 2012.
- Stacy became the first player in Vanderbilt history to rush for 1,000 yards in consecutive seasons, gaining 1,141 yards to finish his career with a school-record 3,143 yards and 30 rushing touchdowns.
- Wide receiver Jordan Matthews broke the Vanderbilt season receiving record with 1,363 yards on 94 catches.
- Vanderbilt continued its historic rise under Franklin during the 2013 season, capping a school-record second consecutive 9-4 campaign with a 41-24 win over Houston in the BBVA Compass Bowl.
- The Commodores defeated Florida, Georgia and Tennessee in the same season for the first time in program history, winning in Gainesville and Knoxville.
- Franklin helped Matthews develop into a two-time All-American and the SEC's career leader in receptions (262) and receiving yardage (3,759). Matthews broke the SEC season record with 112 receptions for 1,477 yards and seven touchdowns in 2013, becoming the first SEC receiver to make 100 catches in a season.

RIISING UP THE RANKS

- Franklin began his coaching career as the wide receivers coach at Kutztown (Pa.) University (1995) and was a graduate assistant coach at his alma mater, East Stroudsburg (Pa.) University in 1996, working with the secondary.
- He then was the wide receivers coach at James Madison (1997), a graduate assistant (tight ends) at Washington State in 1998 and the wide receivers coach at Idaho State (1999).
- In 2000, Franklin was named the wide receivers coach at Maryland under head coach Ron Vanderlinden, who would go on to coach the Penn State linebackers from 2001-13.
- Franklin continued in that role under new head coach Ralph Friedgen in 2002 and '03 and helped the Terps to three consecutive 10-win seasons, including an appearance in the 2002 FedEx Orange Bowl. In 2003, Franklin added duties as recruiting coordinator and directed back-to-back recruiting classes ranked in the Top 25 nationally. Franklin and former Nittany Lion head coach Bill O'Brien (running backs) were Maryland assistant coaches in 2003 and '04 under Friedgen.
- After five successful years at Maryland, Franklin was named wide receivers coach on Mike Sherman's Green Bay Packers staff in 2005. During that season, Green Bay ranked third in the NFL in receptions (383) and seventh in receiving yards (3,766). Donald Driver was among the top receivers in the NFL, ranking second in receptions and eighth in receiving yards, with a then-career-high 86 catches for 1,221 yards.

- Franklin served as the offensive coordinator and quarterbacks coach at Kansas State during the 2006-07 seasons under head coach Ron Prince. In 2006, he helped the Wildcats to their first winning season in four years. Franklin coached quarterback Josh Freeman and oversaw an offense that produced a 3,000-yard passer (Freeman), 1,500-yard receiver (All-American wide receiver Jordy Nelson) and 1,000-yard rusher (James Johnson) during the 2007 season, a first in school history. Freeman would go on to become the Wildcats' highest NFL offensive draft pick since 1954 when the Tampa Bay Buccaneers selected him 17th overall in the 2009 NFL Draft.
- Franklin returned to Maryland in 2008 as the Terps' assistant head coach and offensive coordinator. He helped the Terrapins to victories in the 2008 Humanitarian Bowl and the 2010 Military Bowl. The 2010 squad was among the national leaders in scoring offense at 32.2 points per game and was led by ACC Rookie of the Year quarterback Danny O'Brien. He threw for 2,438 yards, 22 touchdowns and only eight interceptions in 2010, with All-ACC receiver Torrey Smith making 67 catches for 1,055 yards and 12 scores.
- In 1998, Franklin began his participation in the NFL's Minority Coaching Fellowship Program, starting with a stint with the Miami Dolphins and working with Hall of Fame quarterback Dan Marino. Franklin also worked with Donovan McNabb of the Philadelphia Eagles (1999) and Minnesota Vikings (2008) in the NFL program.

PLAYING CAREER

- Franklin was a four-year letterman at quarterback and a two-time All-PSAC selection at East Stroudsburg.
- Franklin graduated having broken or tied 23 school records.
- He set seven school records as a senior to earn team MVP honors and was a Harlon Hill Trophy nominee as the NCAA Division II Player of the Year.
- Among the season records he set were for total offense (3,128 yards), passing yards (2,586) and touchdown passes (19).
- Franklin was inducted into the East Stroudsburg Athletics Hall of Fame October 15, 2016.

PERSONAL

- Franklin graduated from East Stroudsburg (Pa.) University in 1995 with a degree in psychology and earned a master's degree in educational leadership from Washington State University.
- Franklin graduated from Neshaminy High School in Langhorne.
- Franklin and his wife, Fumi, have two daughters, Shola and Addison.



NATIONAL POLLS

PENN STATE IN THE POLLS

Date	CFP	AP	COACHES
Preseason	N/A	10	9
Week 2 (9/4)	N/A		
Week 3 (9/9)	N/A		
Week 4 (9/16)	N/A		
Week 5 (9/23)	N/A		
Week 6 (9/30)	N/A		
Week 7 (10/7)	N/A		
Week 8 (10/14)	N/A		
Week 9 (10/21)	N/A		
Week 10 (10/28)			
Week 11 (11/4)			
Week 12 (11/11)			
Week 13 (11/18)			
Week 14 (11/25)			
Week 15 (12/2)			

AP (Preseason)

1. Alabama (42)	0-0	1505
2. Clemson (18)	0-0	1476
3. Georgia	0-0	1350
4. Wisconsin (1)	0-0	1271
5. Ohio State	0-0	1256
6. Washington	0-0	1215
7. Oklahoma	0-0	1173
8. Miami	0-0	1027
9. Auburn	0-0	1013
10. PENN STATE	0-0	1012
11. Michigan State	0-0	877
12. Notre Dame	0-0	804
13. Stanford	0-0	778
14. Michigan	0-0	773
15. USC	0-0	543
16. TCU	0-0	533
17. West Virginia	0-0	511
18. Mississippi State	0-0	450
19. Florida State	0-0	384
20. Virginia Tech	0-0	351
21. UCF	0-0	312
22. Boise State	0-0	292
23. Texas	0-0	216
24. Oregon	0-0	148
25. LSU	0-0	106

Others receiving votes: South Carolina 96, Florida 68, Utah 60, Oklahoma State 51, Florida Atlantic 38, Arizona 28, NC State 22, Texas A&M 21, Boston College 18, Northwestern 13, Kansas State 10, Iowa State 8, Houston 6, Memphis 3, Iowa 2, Troy 2, Fresno State 1, Arkansas State 1, Kentucky 1

AMWAY COACHES (Preseason)

1. Alabama (61)	0-0	1621
2. Clemson (3)	0-0	1547
3. Ohio State (1)	0-0	1458
4. Georgia	0-0	1452
5. Oklahoma	0-0	1288
6. Washington	0-0	1245
7. Wisconsin	0-0	1243
8. Miami	0-0	1091
9. PENN STATE	0-0	1050
10. Auburn	0-0	1004
11. Notre Dame	0-0	892
12. Michigan State	0-0	870
13. Stanford	0-0	768
14. Michigan	0-0	752
15. USC	0-0	691
16. TCU	0-0	530
17. Virginia Tech	0-0	524
18. Mississippi State	0-0	407
19. Florida State	0-0	328
20. West Virginia	0-0	310
21. Texas	0-0	265
22. Boise State	0-0	261
23. UCF	0-0	259
24. LSU	0-0	254
25. Oklahoma State	0-0	168

Others receiving votes: South Carolina 138, Florida 135, Oregon 105, Utah 81, Texas A&M 67, Northwestern 67, Kansas State 35, Florida Atlantic 27, Memphis 23, Boston College 23, NC State 22, Arkansas State 19, Troy 19, Appalachian State 16, San Diego State 15, Kentucky 8, Iowa State 8, Iowa 8, Washington State 7, South Florida 6, Duke 5, Fresno State 4, Louisville 3, Arizona 2, Houston 2, Army 1, Northern Illinois 1

LEADERSHIP



TEAM CAPTAINS ELECTED

- Seniors **Trace McSorley** and **Nick Scott** and junior **Blake Gillikin** have been voted as team captains for the 2018 season by their teammates.
- McSorley and Scott are team captains for the second-straight season.
- Gillikin is coming off a season in which he garnered second-team All-Big Ten accolades from the coaches and media. He also took home second-team all-conference honors from the Associated Press and was honorable-mention All-America by GPR Punt Ratings. He finished 35th in FBS with a 43.2 punting average and was fourth in FBS in coffin wedge average (89.84) according to GPR Punt Rating. Gillikin also excelled in the classroom, earning CoSIDA Academic All-District and Academic All-Big Ten honors while maintaining a 4.0 cumulative grade-point average.
- McSorley, who was a captain in 2017, enters his final season in the Blue & White having thrown a touchdown pass in 28-straight games, the longest active streak in FBS. He holds the Penn State career records for completion percentage (61.8), passing efficiency (152.9), passing touchdowns (59), total offense (8,268). He also owns the Penn State season marks for passing yards (3,614; 2016), completions (284; 2017), passing touchdowns (29; 2016), total offense (4,061; 2017), 300-yard passing games (5; 2016 and 2017), 200-yard passing games (11; 2016 and 2017) and touchdowns responsible for (37; 2017). In 2017, McSorley became just the second player in Big Ten history to have 25 passing touchdowns and 10 rushing scores in the same season, joining Ohio State's J.T. Barrett (2014 and 2017). McSorley earned his second consecutive berth on the All-Big Ten second team as selected by the coaches and media last season. McSorley was a finalist for the Johnny Unitas Golden Arm Award and Manning Award.
- Scott, who was a captain last season, had 33 tackles, including 1.5 tackles for loss. He scooped up a fumble against Indiana, which was forced by Irvin Charles on Hooiser punt return, and took it 13 yards for his second career touchdown. He previously had a rushing touchdown against Army in 2015. A leader on special teams, Scott finished third on the team with nine tackles on special teams with eight coming on kickoffs and one on punt coverage in 2017.



LEADERSHIP COUNCIL ANNOUNCED

- The Leadership Council, which is comprised of 13 seniors, five juniors, three sophomores and three redshirt freshmen (24 total), serves as the voice for the team in the decision-making process.
- This year's Leadership Council members are: seniors **Mark Allen, Torrence Brown, Jake Cooper, Koa Farmer, Trace McSorley, Amani Oruwariye, Nick Scott, Charlie Shuman, Johnathan Thomas, DeAndre Thompkins, Kyle Vasey, Jason Vranic** and **Chaz Wright**; juniors **Ryan Bates, Blake Gillikin, Juwan Johnson, John Reid** and **Tommy Stevens**; sophomores **Tariq Castro-Fields, Will Fries** and **Michal Menet**; and freshmen **Sean Clifford, Jonathan Sutherland** and **C.J. Thorpe**.
- This group is not only charged with leading the team, but the expectation is to also uphold the program's four core values: positive attitude, great work ethic, competitive in everything and must be willing to sacrifice. The Leadership Council meets at least twice a month in Franklin's office and has a profound impact on the chemistry and culture of the entire organization.

8 2018 PENN STATE FOOTBALL

SERIES NOTES

HEAD COACH PAT NARDUZZI

- Pat Narduzzi guided Pitt to back-to-back 8-5 seasons in his first two years at the helm, earning trips to the Military Bowl (2015) and Pinstripe Bowl (2016), and led Pitt to a victory over nationally-ranked Miami in the 2017 season finale.
- Narduzzi arrived at Pitt following eight years as the defensive coordinator at Michigan State. Under his direction, the Spartans were the only team to rank in the nation's top 10 in total defense and rushing defense each season from 2011-14.
- In 2013, Narduzzi was named the recipient of the prestigious Broyles Award, annually presented to the country's top assistant coach.
- Prior to Michigan State, notable stops for Narduzzi included three years (2004-06) as defensive coordinator under Mikeantonio at Cincinnati and one year as the defensive coordinator at Miami (Ohio).
- Narduzzi was a starting linebacker under his father, the late Bill Narduzzi, as a freshman at Youngstown State University in 1985 before transferring to Rhode Island, where he became a three-year starter for the Rams from 1987-89.

SCOUTING THE PANTHERS

- Pitt opened 2018 with a win, prevailing in overtime over FCS-level Albany, 33-7.
- The Panthers are coming off a 5-7 season in which they upset No. 2 Miami, 24-14, in the regular season finale. They also gave eventual National Champion Clemson its only loss in 2016.
- Sophomore quarterback Kenny Pickett is a threat through the air and with his feet and is set to make his third career start. His first was in the win over No. 2 Miami last season in which he went 18-for-29 for 193 yards while rushing 13 times for 60 yards. Against Albany this season, he completed 16-of-22 passes for 154 yards and two touchdowns with an interception. He also rushed six times for 42 yards and a touchdown.
- Seven Pitt ball carriers ran the ball 37 times for 238 yards against Albany.
- Pitt's defense returns nine starters from 2017, including more than 80 percent of last season's tackle, tackle for loss and sack production.
- Pitt was voted by the media to place fifth this season in the ACC's Coastal Division.

TOP PERFORMANCES - PENN STATE

Rushing	
Saquon Barkley	14 for 88 yds, 1 TD ('17)
Saquon Barkley	20 for 85 yds, 4 TD ('16)
Curtis Enis	20 for 85 yds, 2 TD ('97)
Lydell Mitchell	21 for 181 yds ('71)

Passing	
Trace McSorley	24-of-35, 332 yds, 1 TD ('16)
Mike McQueary	21-of-36, 366 yds, 1 TD ('97)
Doug Strang	14-of-23, 246 yds, 2 TD ('83)

Receiving	
Joe Jurevicius	7 for 108 yds ('97)
O.J. McDuffie	8 for 112 yds ('92)
David Daniels	9 for 119 yds, 1 TD ('90)
Kenny Jackson	5 for 158 yds ('81)

TOP PERFORMANCES - PITT

Rushing	
James Conner	22 for 117 yds, 1 TD ('16)
Bryan Thomas	31 for 143 yds, 1 TD ('82)
Tony Dorsett	38 for 224 yds ('76)

Passing	
Alex Van Pelt	27-of-64, 324 yds ('91)
John Congemi	16-of-22, 204 yards, 3 TD ('84)

Receiving	
Olanda Truitt	15 for 117, 1 TD ('90)
Bill Wallace	10 for 173 yds ('83)

SERIES RECORD

The Nittany Lions have met the Panthers more than any other opponent - 98 times - with Penn State owning a 51-43-4 series advantage. The teams first met in 1893 and played every season from 1900-31 and 1935-92, often in a compelling final game of the regular season. The teams did not meet from 1993-96, when Penn State began play in the Big Ten Conference, and then played a four-game series from 1997-2000, with the Nittany Lions winning the 1997-99 contests. They began another four-year series in 2016. Penn State is 28-36-4 playing at Pitt.

Year	Site	Result	Year	Site	Result
1893	Home	PSU, 32-0	1950	Neutral	PSU, 21-20
1896	Home	PSU, 10-4	1951	Away	Pitt, 13-7
1900	Neutral	PSU, 12-0	1952	Away	PSU, 17-0
1901	Neutral	PSU, 37-0	1953	Away	PSU, 17-0
1902	Home	PSU, 27-0	1954	Away	PSU, 13-0
1903	Away	PSU, 59-0	1955	Home	Pitt, 20-0
1904	Away	Pitt, 22-5	1956	Away	Tie, 7-7
1905	Away	PSU, 6-0	1957	Away	Pitt, 14-13
1906	Away	PSU, 6-0	1958	Away	PSU, 25-21
1907	Away	PSU, 6-0	1959	Away	Pitt, 22-7
1908	Away	PSU, 12-6	1960	Away	PSU, 14-3
1909	Away	PSU, 5-0	1961	Away	PSU, 47-26
1910	Away	Pitt, 11-0	1962	Away	PSU, 16-0
1911	Away	Pitt, 3-0	1963	Away	Pitt, 22-21
1912	Away	PSU, 36-0	1964	Home	PSU, 28-0
1913	Away	Pitt, 7-6	1965	Away	Pitt, 30-27
1914	Away	Pitt, 13-3	1966	Away	PSU, 48-24
1915	Away	Pitt, 20-0	1967	Home	PSU, 42-6
1916	Away	Pitt, 31-0	1968	Away	PSU, 65-8
1917	Away	Pitt, 28-6	1969	Away	PSU, 27-7
1918	Away	Pitt, 28-6	1970	Home	PSU, 35-15
1919	Away	PSU, 20-0	1971	Away	PSU, 55-18
1920	Away	Tie, 0-0	1972	Home	PSU, 49-27
1921	Away	Tie, 0-0	1973	Home	PSU, 35-15
1922	Away	Pitt, 14-0	1974	Neutral	PSU, 31-0
1923	Away	Pitt, 20-3	1975	Neutral	PSU, 7-6
1924	Away	Pitt, 24-3	1976	Neutral	Pitt, 24-7
1925	Away	Pitt, 23-7	1977	Away	PSU, 15-13
1926	Away	Pitt, 24-6	1978	Home	Pitt, 17-10
1927	Away	Pitt, 30-0	1979	Home	Pitt, 29-14
1928	Away	Pitt, 26-0	1980	Home	Pitt, 14-9
1929	Away	Pitt, 20-7	1981	Away	PSU, 48-14
1930	Away	Pitt, 19-12	1982	Home	PSU, 19-10
1931	Home	Pitt, 41-6	1983	Away	Tie, 24-24
1935	Away	Pitt, 9-0	1984	Home	Pitt, 31-11
1936	Away	Pitt, 34-7	1985	Away	PSU, 31-10
1937	Away	Pitt, 28-7	1986	Home	PSU, 34-14
1938	Away	Pitt, 26-0	1987	Away	Pitt, 10-0
1939	Home	PSU, 10-0	1988	Home	Pitt, 14-7
1940	Away	Pitt, 20-7	1989	Away	PSU, 16-13
1941	Away	PSU, 31-7	1990	Home	PSU, 22-17
1942	Home	PSU, 14-6	1991	Away	PSU, 32-20
1943	Away	PSU, 14-0	1992	Home	PSU, 57-13
1944	Away	Pitt, 14-0	1997	Home	PSU, 34-17
1945	Away	Pitt, 7-0	1998	Away	PSU, 20-13
1946	Away	Pitt, 14-7	1999	Home	PSU, 20-17
1947	Away	PSU, 29-0	2000	Away	Pitt, 12-0
1948	Away	Pitt, 7-0	2016	Away	Pitt, 42-39
1949	Away	Pitt, 19-0	2017	Home	PSU, 33-14

LAST MEETING

NO. 4 PENN STATE TOPS PITT

No. 4 Penn State dominated the field position battle with strong defense and special teams and Saquon Barkley and Mike Gesicki scored a pair of touchdowns each in a 33-14 victory over Pittsburgh.

The Nittany Lions led from their first score to the end, never allowing Pittsburgh within single digits after building a 14-0 lead in the first quarter. Penn State was also aided by its eighth-largest crowd ever and the largest since 2009, as 109,898 packed Beaver Stadium.

Penn State's average drive start was at its own 37, while Pittsburgh's average drive start was inside its own 18, and the Nittany Lions took advantage with four touchdowns and a safety, while Pittsburgh reached the end zone just once despite a pair of 15-play drives. Safety Marcus Allen made the safety stop and led the Lions with 12 tackles.

Penn State could not have asked for a better start, intercepting Pittsburgh's fourth play from scrimmage on defense and scoring on the ensuing offensive possession with a touchdown reception by tight end Mike Gesicki. Quarterback Trace McSorley engineered a six-play, 62-yard touchdown drive later in the quarter for a 14-0 lead. McSorley broke free for a career-long 36-yard run on third-and-2 to key the drive and later found Gesicki again with 5:20 remaining in the quarter. Pitt put together a pair of 15-play drives in the second quarter, but only mustered a field goal to go into halftime trailing 14-3.

McSorley found Saquon Barkley over the middle for a 46-yard touchdown reception and 21-3 lead early in the third quarter. Pittsburgh answered with a nine-play, 59-yard field goal drive, but Barkley found the end zone from 8 yards out on the first play of the fourth quarter.

Pittsburgh answered the Barkley score with its first touchdown, but 28-14 was as close as Pittsburgh would come. Penn State added a safety and field goal for the final margin.



TEAM STATISTICS

	PITT	PSU
First Downs	24	14
Rushing Yards	155	148
Passing Yards	187	164
Passing (C-A-Int)	24-41-2	15-28-1
Total Offense	342	312
Plays	86	52
Fumbles (#-Lost)	1-1	1-0
Penalties (#-Yards)	6-55	1-15
Possession Time	38:20	21:10
3rd Down Conv.	5-17	4-12
Red-Zone	3-4	4-4
Touchdowns	1	3
Field Goals	2	1

GAME LEADERS

* Top performers from each school based on yardage.

PENN STATE

Rushing	
Saquon Barkley	14 for 88 yds, 1 TD
Trace McSorley	8 for 65 yds

Passing	
Trace McSorley	15-of-28 for 164 yds 3 TD/1 INT

Receiving	
Saquon Barkley	4 for 45 yds, 1 TD
Mike Gesicki	4 for 39 yds, 2 TD

Tackles (U-A-Total)	
Marcus Allen	9-3-12
Nick Scott/Jason Cabinda/Koa Farmer	4-4-8

PITT

Rushing	
Qadree Ollison	15 for 96 yds
Chawntez Moss	11 for 46 yds

Passing	
Max Browne	19-of-32 for 138 yds 0 TD/2 INT

Receiving	
Jester Weah	6 for 65 yds
Rafael Araujo-Lopes	4 for 42 yds

Tackles (U-A-Total)	
Oluwaseun Idowu	6-2-8
Bricen Garner	5-1-6

OTHER

Date	September 9, 2017
Location	University Park, Pa.
Stadium	Beaver Stadium
Attendance	109,898
Time of Game	3:20
Penn State	2-0
Pitt	1-1

PITT NOTES

NITTANY LIONS & PANTHERS CONTINUE KEYSTONE CLASSIC

- Penn State and Pitt are set for the third game of a four-game home-and-home series dubbed the Keystone Classic presented by Peoples Natural Gas.
- The intrastate series resumed in 2016 at Pitt after a 16-year hiatus, with the Panthers hanging on to win, 42-39. Pitt returned to Beaver Stadium in 2017 for the first time in 18 years, with the Nittany Lions earning a 33-14 victory.
- Penn State is playing on the road for the 69th time in the 99-game series. Just 24 meetings have been in Happy Valley, while six were at neutral sites.
- The series concludes Sept. 14, 2019 at Beaver Stadium.

VERSUS PENNSYLVANIA SCHOOLS

- Against the two other current FBS schools, Pitt (51-43-4) and Temple (40-4-1), Penn State owns a combined 91-47-5 record.
- The 91 wins account for 10.4 percent of Penn State's 879 all-time wins.
- Penn State owns a 168-95-12 record all-time against current NCAA Division I teams in Pennsylvania.
- That figure includes current FCS teams Bucknell (28-10-0), Lafayette (10-5-1), Lehigh (16-6-1), Penn (18-25-4) and Villanova (5-3-1). However, Penn State has not played any of those teams since playing Penn in 1958.
- Penn State's next scheduled in-state games following the 2019 game versus Pitt are against Villanova (2021) and Temple (2026 and '27).

PENN STATE VS. ACC

- Penn State is 151-87-10 all-time against the schools who are current members of the Atlantic Coast Conference, having played every ACC school except Duke and Virginia Tech.
- Penn State is scheduled to play Virginia Tech in 2020 (away) and 2025 (home).

ACC Opponent	Record	First Meeting	Last Meeting
Boston College	20-4	1949	2014
Clemson	0-1	1988	1988
Florida State	1-1-1	1967	2005
Georgia Tech	4-3	1921	1991
Louisville	2-0	1996	1997
Miami	7-6	1961	2001
North Carolina	0-1	1943	1943
NC State	17-2	1920	1982
Pitt	51-43-4	1893	2017
Syracuse	43-23-5	1922	2013
Virginia	5-3	1893	2012
Wake Forest	1-0	1974	1974

HISTORIC SERIES

- Penn State has many long and storied series on the gridiron. The Nittany Lions have played 20 teams 20 or more times in the 132-year history of the program.
- Penn State owns a winning record against 16 of the 20 teams that it has met 20 or more times.
- Nine of the 20 teams are on the 2018 schedule, including Pitt (98 meetings), Iowa (27), Illinois (23), Indiana (21), Michigan (21), Ohio State (33), Michigan State (32) Rutgers (27) and Maryland (40).
- Since 2012, Penn State has played or has a future meeting scheduled meeting with 13 of the 20 teams (all of the FBS teams except Navy). Those opponents include: Army (2015), Illinois (2014-15, '18, '21), Iowa (2016-21), Pitt (2016-19), Syracuse (2012), Temple (2014-16) and West Virginia (2023-24), while the Lions will meet yearly with Big Ten East Division opponents Indiana, Maryland, Michigan, Michigan State, Ohio State and Rutgers.
- Fifteen of the 20 programs are currently members of NCAA Division I FBS. Bucknell, Lehigh and Penn are in NCAA Division I FCS, while Gettysburg and Lebanon Valley are Division III programs.

Team	Meetings	Record
Pitt	98	51-43-4
Syracuse	71	43-23-5
West Virginia	59	48-9-2
Penn ^	47	18-25-4
Temple	45	40-4-1
Maryland *	41	38-2-1
Bucknell ^	38	28-10
Navy	38	19-17-2
Ohio State *	33	14-19
Michigan State *	32	15-16-1
Gettysburg ^	28	27-0-1
Iowa *	27	15-12
Rutgers *	28	26-2
Army	26	14-10-2
Boston College	24	20-4
Lehigh ^	23	16-6-1
Illinois *	23	18-5
Indiana *	21	20-1
Michigan *	21	8-13
Lebanon Valley ^	20	20-0

* - Current Big Ten team | ^ - Current Non-FBS university

NITTANY LIONS FROM METRO PITTSBURGH

- TE/H **Nick Bowers** - Kittanning/Kittanning Senior
- T **Sterling Jenkins** - Pittsburgh/Baldwin
- S **John Petrishen** - Lower Burrell/Pittsburgh Central Catholic
- RB **Miles Sanders** - Pittsburgh/Woodland Hills
- OL **C.J. Thorpe** - Glenshaw/Central Catholic
- CB **Lamont Wade** - Clairton/Clairton
- OL coach **Matt Limegrover** - Pittsburgh
- Asst. head coach/CB coach **Terry M. Smith** - Aliquippa

THIS DAY IN HISTORY

SEPT. 8

RECORD: 2-2
STREAK: 1L

Year	Site	Result
1984	H	[11] Penn State 15, Rutgers 12
1990	H	Texas 17, [21] Penn State 13
2007	H	[14] Penn State 31, Notre Dame 10
2012	A	Virginia 17, Penn State 16

NOTABLE

- What is known today as the Penn State White Out started taking root on this day in 2007. The first full stadium "Whitehouse" crowd of 110,078 was treated 31-10 win over Notre Dame in a primetime game on ESPN.

RECORD BREAKDOWN

Overall Record	1-0
Day Games	1-0
Night Games (6 p.m. or later)	0-0
TV Games	0-0
ABC	0-0
BTN	1-0
FS1	0-0
Scoring First	1-0
Opponent Scoring First	0-0
Leading at the Half	0-0
Trailing at the Half	0-0
Tied at the Half	1-0
Leading after Third Qtr.	1-0
Trailing after Third Qtr.	0-0
Tied after Third Qtr.	0-0
Overtime Games	1-0
Scoring less than 20 pts	0-0
Scoring 20-29 points	0-0
Scoring 30-39 Points	0-0
Scoring 40+ points	1-0
Allowing 10 points or less	0-0
Allowing 11-20 points	0-0
Allowing 21-30 points	0-0
Allowing 31+ points	1-0
Rushing for less than 100 yds	0-0
Rushing for 100-199 yds	0-0
Rushing for 200-299 yds	1-0
Rushing for 300+ yds	0-0
Passing for less than 200 yds	0-0
Passing for 200-299 yds	1-0
Passing for 300-399 yds	0-0
Passing for 400+ yds	0-0
Totaling less than 300 yds total offense	0-0
300-399 yds of total offense	0-0
400-499 yds of total offense	1-0
500+ yds of total offense	0-0
Allowing less than 100 yds rushing	0-0
Allowing more than 100 yds rushing	1-0
Allowing less than 300 yds total offense	0-0
Allowing 300+ yds total offense	1-0
Having a 100-yd rusher	0-0
Having two 100-yd rushers	0-0
Not having a 100-yd rusher	1-0
Opp. having a 100-yd rusher	0-0
No turnovers	1-0
1-3 turnovers	0-0
3+ turnovers	0-0
No takeaways	0-0
1 or 2 takeaways	1-0
3 or more takeaways	0-0
More than 30:00 of possession	0-0
Less than 30:00 of possession	0-1

RANKINGS COMPARISON

PSU	FBS	Conf	Stat	Conf	FBS	PITT
40.0	69	10	3rd Down Offense Pct.	2	7	66.7
37.5	67	8	3rd Down Defense Pct.	9	71	38.5
58.3	76	9	Completion Pct.	3	15	73.9
52.0	4	2	Kick Return Avg.	1	5	49.0
229.0	72	9	Passing Offense	9	100	169.0
292.0	94	12	Passing Defense	8	82	263.0
29.0	6	2	Punt Return Avg.	8	78	1.00
75.0	45	5	Red Zone Defense	3	12	33.3
100.0	1	1	Red Zone Offense	1	1	100.0
159.0	66	8	Rushing Defense	2	15	60.0
205.0	54	8	Rushing Offense	6	34	238.0
38.0	99	13	Scoring Defense	2	11	7.0
45.0	35	3	Scoring Offense	7	67	33.0
2.00	48	5	Team Sacks	2	4	5.0
27:32	90	12	Time of Possession	5	64	29:34
329.5	17	5	Total Defense	6	50	323.0
451.0	89	11	Total Offense	7	73	407.0
1.00	23	4	Turnover Margin	6	50	0.00

10 2018 PENN STATE FOOTBALL

WINNINGEST PROGRAMS

In its 132nd season of varsity football, Penn State has posted 879 victories to rank No. 8 in the nation. The Lions' success is not solely due to longevity though, as Penn State also ranks in the top 10 in all-time winning percentage.

As of Sept. 2, 2018.

TOTAL VICTORIES

1. Michigan (139)	Big Ten	943
2. Ohio State (129)	Big Ten	899
3. Texas (130)	Big 12	897
4. Nebraska (129)	Big Ten	893
5. Alabama (124)	SEC	892
6. Notre Dame (130)	Independent	886
7. Oklahoma (124)	Big 12	885
8. PENN STATE (132)	Big Ten	879
9. USC (125)	Pac-12	835
10. Tennessee (122)	SEC	833

WINNING PERCENTAGE (YEARS - MIN. 25 IN D1)

1. Michigan (139)	Big Ten	.729
2. Boise State (51)	Mountain West	.726
3. Ohio State (129)	Big Ten	.725
4. Notre Dame (130)	Independent	.724
5. Alabama (124)	SEC	.7233
6. Oklahoma (124)	Big 12	.7228
7. Texas (126)	Big 12	.704
8. USC (125)	Pac-12	.702
9. Nebraska (129)	Big Ten	.695
10. PENN STATE (132)	Big Ten	.686
11. Florida State (72)	ACC	.679
12. Tennessee (122)	SEC	.677
13. Georgia (125)	SEC	.6516
14. LSU (125)	SEC	.6508
15. Appalachian State (89)	Sun Belt	.640

THE ALL-TIME AP COLLEGE FOOTBALL POLL

The Associated Press updated its "All-Time AP Poll" this summer. Its formula counted poll appearances (1 point), No. 1 rankings (2 points) and AP championships (10 points). The first poll was in 1936. Entering 2018, Penn State has been ranked 613 times (54% of all polls), have been voted No. 1 119 times and won two AP National Championships.

1. Ohio State	Big Ten	1,144
2. Alabama	SEC	1,093
3. Oklahoma	Big 12	1,086
4. Notre Dame	Independent	1,058
5. USC	Pac-12	996
6. Michigan	Big Ten	920
7. Nebraska	Big Ten	913
8. Texas	Big 12	827
9. Florida State	ACC	734
10. Florida	SEC	695
11. LSU	SEC	681
12. PENN STATE	Big Ten	671
13. Miami	ACC	665
14. Tennessee	SEC	638
15. Auburn	SEC	596
16. Georgia	SEC	593
17. UCLA	Pac-12	537
18. Washington	Pac-12	462
19. Clemson	ACC	459
20. Texas A&M	SEC	459
21. Michigan State	Big Ten	458
22. Arkansas	SEC	418
23. Wisconsin	Big Ten	367
24. Pittsburgh	ACC	358
25. Iowa	Big Ten	335

PENN STATE-PITT CONNECTIONS

- Penn State junior S **John Petrishen** and redshirt freshman OL **C.J. Thorpe** played with Pitt junior DB Damar Hamilton, sophomore LS Cal Adomitis, redshirt sophomore DB Bricen Garner and redshirt sophomore DL Rashad Wheeler at Pittsburgh Central Catholic.
- Penn State redshirt freshman LB **Ellis Brooks** and Pitt freshman LB Wendell Davis played together at Benedictine College Prep.
- Penn State freshman WR **Justin Shorter** and Pitt redshirt sophomore DB Phil Campbell III played together at South Brunswick H.S. in Monmouth Junction, New Jersey.
- Penn State redshirt freshman S **Jonathan Sutherland** played with Pittsburgh DB Rimoni Dorsey at the Episcopal School in Alexandria, Virginia.
- Penn State sophomore DE **Shane Simmons** and senior RB **Mark Allen** and Pitt freshmen DB Dudson Tallandier and DL John Morgan all attended Dematha Catholic.
- Penn State freshman LB **Nick Tarburton** and Pitt freshman LB Jackson Henry played together at Penridge H.S. in Perkasie, Pennsylvania.
- Penn State sophomore CB **Lamont Wade** played with Pitt junior WR Aaron Mathews at Clairton H.S. in Clairton, Pennsylvania.
- Penn State senior QB **Trace McSorley** and junior WR **Brandon Polk** played with Pitt redshirt junior Chase Brown at Briar Woods H.S. in Ashburn, Virginia.

COACHING STAFF CONNECTIONS

- Penn State tight ends coach **Tyler Bowen** and Pitt special teams coordinator and running backs coach Andre Powell were on the same staff at Maryland from 2011-12. Penn State Assistant Athletic Director of Performance Enhancement **Dwight Galt** was also on staff in 2011 as the Director of Strength and Conditioning coach.
- Penn State co-defensive coordinator and safeties coach **Tim Banks** and Pitt tight ends coach Tim Salem were on the same staff at Illinois from 2012-14.
- Banks and Pitt head strength and conditioning coach Dave Andrews were on the same staff at Cincinnati from 2010-11 and Illinois from 2012-13.
- Penn State recruiting coordinator **Dann Kabala** was the Pitt director of player personnel from March 2012-March 2017.
- Pitt head coach Pat Narduzzi faced Penn State as Michigan State's defensive coordinator from 2007-14.
- Pitt offensive coordinator Shawn Watson has 12 years coaching experience at current Big Ten schools. He served as a position coach at Illinois (1983-86) and Northwestern (1997-98), a tight ends coach (2006) and offensive coordinator at Nebraska (2007-10) and assisted Indiana in 2016 for their bowl game.

LIONS UNDER THE LIGHTS

- The 2018 season marks the 18th straight with at least one regular-season night game on the schedule, and the 10th since 2000 with multiple night games in the same season.
- Two of Penn State's first four games of the season will be played at night, starting with an 8 p.m. kick at Pittsburgh on ABC, while the Week 4 game at Illinois will kick at 9 p.m. Friday on FS1.
- After defeating Michigan in Week 8 of 2017, Penn State has won its last seven night games, including a 4-0 mark last season, and eight of their last nine dating back to 2015.
- Penn State is 49-30 at night all-time. The figure breaks down to 14-9 at home, 23-14 on the road and 12-7 in neutral site games. Penn State is 1-1 at regular season neutral sites, 11-6 in bowl games and 1-0 in conference championship games.
- The Lions' night games since 2000 include: Michigan, Iowa and Georgia State (2017); Ohio State, Iowa, Rutgers and Wisconsin (2016); Ohio State and Rutgers (2015); Boston College (Pinstripe Bowl), Ohio State, Michigan and Rutgers (2014); Ohio State, Michigan and UCF (2013); Iowa and Ohio State (2012); Northwestern (2011); Alabama, Iowa and Michigan (2010); Iowa (2009); Illinois, Wisconsin and Ohio State (2008); Notre Dame, Ohio State and Texas A&M (2007); Michigan (2006); Illinois, Ohio State and Florida State (2005); Minnesota and Boston College (2004); Nebraska (2002 and 2003); Miami (Fla.) (2001) and Indiana (2000).
- On Oct. 12, 2013, the Lions claimed the longest game in Big Ten history when they edged Michigan under the lights, 43-40, in four overtimes in front of a sellout Beaver Stadium crowd of 107,844 on Homecoming.

TAKING ON THE NEIGHBORS

- For the fifth consecutive year, Penn State is playing at least four FBS teams that are within a 250-mile drive (based on Google Maps from stadium to stadium).
- Penn State went 4-0 against its neighbors last season.
- The only nearby FBS team Penn State has not played since 2012 is West Virginia, but the Mountaineers are on Penn State's schedule in 2023 and 2024.
- Since joining the Big Ten in 1993, Penn State is 43-4 against FBS teams within 250 miles.
- All-time, Penn State is 289-111-17 against its current FBS regional foes.

Distance	Team	Last Played	Result
139 Miles	Pittsburgh	Sept. 9, 2017	W, 33-14
181 Miles	West Virginia	Oct. 24, 1992	W, 40-26
198 Miles	Temple	Sept. 17, 2016	W, 34-27
198 Miles	Navy	Sept. 15, 2012	W, 34-7
199 Miles	Maryland	Nov. 25, 2017	W, 66-3
204 Miles	Buffalo	Sept. 12, 2015	W, 27-14
205 Miles	Kent State	Sept. 4, 2016	W, 33-13
215 Miles	Akron	Sept. 2, 2017	W, 52-0
224 Miles	Rutgers	Nov. 11, 2017	W, 35-6
230 Miles	Syracuse	Aug. 31, 2013	W, 23-17
250 Miles	Army	Oct. 3, 2015	W, 20-14

Bold indicates 2018 opponent

AT THE START

Opponent	Coin Toss	Choice	PSU 1st Drive	Opponent 1st Drive	Game Captains
APPALACHIAN STATE	PSU	Receive	Touchdown	KO Return TD	Trace McSorley, Nick Scott, Blake Gillikin, Shareef Miller
at Pittsburgh					
KENT STATE					
at Illinois					
OHIO STATE					
MICHIGAN STATE					
at Indiana					
IOWA					
at Michigan					
WISCONSIN					
at Rutgers					
MARYLAND					

BLACKLEDGE ON ABC BROADCAST TEAM

- Former Penn State quarterback Todd Blackledge will be calling Saturday's meeting between the Nittany Lions and Panthers.
- Blackledge led Penn State to an 11-1 record and its first National Championship with a 27-23 victory over previously unbeaten Georgia in the 1983 Sugar Bowl. He earned the Davey O'Brien Award as the nation's top quarterback in 1982, was sixth in balloting for the Heisman Trophy and concluded his collegiate career with 26 school records.
- A three-year starter, Blackledge directed the Nittany Lions to a 29-4 record, including 13 comeback victories, from 1980-82, including two Fiesta Bowl wins and one Sugar Bowl victory.
- Blackledge began his national broadcasting career in 1994 with ABC Sports, serving as a studio and game analyst. He then served as a game analyst for ESPN (1997-98) before joining CBS in 1999. He returned to ESPN/ABC in 2006.
- Blackledge received the University's prestigious Distinguished Alumni Award in 2009.
- Blackledge earned a B.A. in speech communication in 1983, graduating Phi Beta Kappa with a 3.80 grade point average. A first-team Academic All-American, he also was presented the Eric Walker Award, given to the Penn State senior who has most "enhanced the esteem and recognition of the University." In 1997, Blackledge was inducted into the prestigious Academic All-America Hall of Fame.

OVERTIME OVER TIME

- College football introduced overtime during the bowl season in 1995 and adopted it for regular season games in 1996.
- Since then, Penn State has played 13 overtime games, including six over the 2012-14 seasons. Nine of the 13 overtime tilts have come at home, two in true road games, one in the 2006 Orange Bowl and one in the 2014 Pinstripe Bowl.
- Penn State is 8-5 all-time in overtime games, with a 5-4 record at Beaver Stadium, 1-1 mark in true road games and 2-0 ledger at a neutral site.
- Penn State has won three-straight overtime games under James Franklin. It's the longest streak of overtime wins since winning five-straight from 2006 to 2013
- Most recently, Penn State went into overtime in a season opener for the first time, opening the 2018 season with a 45-38 OT-win over Appalachian State.

Miles Sanders rushed four times for 25 yards and a touchdown to open the bonus period, and then **Amani Oruwariye** intercepted an App State pass on first down from the 15 in the end zone.

It was the seventh overtime game at Beaver Stadium since the start of the 2012 season. Penn State is 5-2 in those games.

The 2018 overtime game was the first since Penn State defeated Minnesota, 29-26, on Oct. 1, 2016. After Minnesota kicked a field goal on its first possession, Penn State running back Saquon Barkley rushed 25 yards for a touchdown on the Nittany Lions first offensive play.

Penn State's first two overtime contests came vs. Iowa in 2000 and 2002 at home. The Nittany Lions dropped their first three contests that went to the extra period, but won five straight overtime contests before falling to Nebraska on Nov. 23, 2013.

Penn State's all-time overtime games:

Date	Opponent	Score
11/4/00	IOWA (2OT)	L, 23-26
9/28/02	IOWA	L, 35-42
10/12/02	at Michigan	L, 24-27
1/3/06	vs. Florida State (3OT) ¹	W, 26-23
10/7/06	at Minnesota	W, 28-27
11/24/12	WISCONSIN	W, 24-21
10/12/13	MICHIGAN (4OT)	W, 43-40
11/2/13	ILLINOIS	W, 24-17
11/23/13	NEBRASKA	L, 20-23
10/25/14	OHIO STATE (2OT)	L, 24-31
12/27/14	vs. Boston College ²	W, 31-30
10/2/16	MINNESOTA	W, 29-26
9/1/18	APPALACHIAN STATE	W, 45-38

¹ - Orange Bowl, ² - Pinstripe Bowl

NITTANY LIONS IN NFL VENUES

- Penn State returns to Heinz Field, also home of the NFL's Pittsburgh Steelers, for the first time since 2016 and the second time overall.
- It is Penn State's first regular season game in an NFL venue since the Pitt game in 2016.
- Penn State last played in an NFL stadium during the 2017 Fiesta Bowl, defeating Washington in University of Phoenix Stadium, home of the Arizona Cardinals.
- Penn State has played games in 11 current NFL venues. In addition to the aforementioned venues, Penn State has played in the current homes of the Baltimore Ravens (M&T Bank Stadium), Indianapolis Colts (Lucas Oil Stadium), Jacksonville Jaguars (EverBank Field), Miami Dolphins (Sun Life Stadium), New Orleans Saints (Mercedes-Benz Superdome), New York Giants/New York Jets (MetLife Stadium), Philadelphia Eagles (Lincoln Financial Field), Tampa Bay Buccaneers (Raymond James Stadium) and Washington Redskins (FedEx Field).
- The Lions have played 39 regular season games in 13 different stadiums with permanent NFL tenants.
- The Lions have played 21 bowl games in 11 different venues that housed NFL teams at the time, posting a 13-8 record.

STREAKING

- With a win over Appalachian State in the 2018 season opener, Penn State extended its home winning streak to 15 games, tied for sixth-longest in the school annals. It is the longest home winning streak since a 21-game streak from 1970-74.
- The Nittany Lions have scored 20 or more points in 24 consecutive games, which is the longest streak in program history, breaking the record of 20-straight games from 1993-95. It is also the third-longest streak in Big Ten history behind the 25-game streak by Michigan State (2013-15) and 46-game streak by Ohio State (2006-14).
- QB **Trace McSorley** has thrown a touchdown pass in 29 consecutive games, dating to the 2016 TaxSlayer Bowl, extending his school record. It is the longest active streak in FBS.
- Penn State has rushed for 200 yards in four consecutive games, dating back to last season's Nebraska game on November 18, 2018.

MILESTONE WATCH

- **Trace McSorley** is 48 yards shy of 1,000 career rushing yards.
 - McSorley is 402 yards shy of 8,000 career passing yards.
 - McSorley is 52 completions shy of 600 career completions.
 - McSorley is 111 attempts shy of 1,000 career pass attempts.
 - McSorley is 450 yards shy of 9,000 career yards of total offense.
 - McSorley is 20 touchdowns shy of 100 career touchdowns responsible for.
 - **Tommy Stevens** is 112 yards shy of 500 career rushing yards.
 - **Miles Sanders** is 34 yards shy of 500 career rushing yards.
 - **DeAndre Thompkins** is 123 yards shy of 1,000 career receiving yards.
 - **Juwan Johnson** is 162 yards shy of 1,000 career receiving yards.
- See Records Watch on Pages 25-27**

MILESTONES ACHIEVED

- **DeAndre Thompkins** surpassed 500 career punt return yards with a 29-yard return against App State (528 yds).

PRESEASON HONORS

RYAN BATES, OFFENSIVE LINE

Outland Trophy Watch List (Top OL or DL)

KOA FARMER, LINEBACKER

Butkus Award Watch List (Top LB)
Polynesian College Football Player of the Year Watch List

JAMES FRANKLIN, HEAD COACH

Bobby Dodd Trophy Watch List (Top Coach)

BLAKE GILLIKIN, PUNTER

Ray Guy Award Watch List (Top P)

JONATHAN HOLLAND, TIGHT END

Mackey Award Watch List (Top TE)

CONNOR MCGOVERN, OFFENSIVE LINE

Outland Trophy Watch List (Top OL or DL)
Rimington Watch List (Top C)

TRACE MCSORLEY, QUARTERBACK

Big Ten Preseason Honors
Watch Lists
CFPA National Performer of the Year Trophy Watch List
Davey O'Brien Award (Top QB)
Johnny Unitas Golden Arm Award (Top QB on and off field)
Manning Award (Top QB, including bowl game)
Maxwell Award (National Player of the Year)
Walter Camp Award (National Player of the Year)
Wuerffel Trophy (Community Service)
Preseason All-America
Associated Press (Second Team)
Athlon (Fourth Team)
CBS Sports (Second Team)
Sporting News (First Team)

SHAREEF MILLER, DEFENSIVE END

Bednarik Award Watch List (Defensive Player of the Year)
Hendricks Award Watch List (Top DE)

AMANI ORUWARIYE, CORNER BACK

Nagurski Trophy Watch List (Defensive Player of the Year)

MILES SANDERS, RUNNING BACK

Doak Walker Award Preseason Watch List (Top RB)

NICK SCOTT, SAFETY

Allstate AFCA Good Works Team Nominee

NATIONAL NITS

Below is a list of Penn State players that rank among the top-100 individuals and top-50 teams in the most recent season statistical rankings. Rankings listed NCAA/Big Ten Statistics current as of Sept. 1, 2018

- LB Cam Brown
 - Sacks - 1.00 (25/5)
- CB Tariq Castro-Fields
 - Passes Defended - 2.0 (25/4)
- P Blake Gillikin
 - Punting - 43.0 (26/3)
- WR/KR KJ Hamler
 - Combined Kick Returns - 52 (60/6)
- TE Jonathan Holland
 - Yards Per Reception - 18.0 (98/9)
- WR Jan Johnson
 - Total Tackles - 11.0 (26/3)
- WR Juwan Johnson
 - Receptions Per Game - 6.0 (46/4)
- QB Trace McSorley
 - Completion Percentage - .571 (79/11)
 - Completions Per Game - 20 (35/3)
 - Passing Efficiency - 121.2 (82/9)
 - Passing Yards - 229 (61/4)
 - Passing Yards Per Game - 229.0 (55/4)
 - Passing Yards Per Completion - 10.95 (76/8)
 - Points Responsible For - 18 (47/3)
 - Points Responsible For Per Game - 18.0 (36/3)
 - Rush Yards Per Carry - 4.42 (82/11)
 - Scoring - 12.0 (24/2)
 - Total Offense - 282.0 (45/4)
 - Total Points Scored - 12 (31/2)
 - Total Touchdowns - 2 (23/2)
 - Yards Per Pass Attempt - 6.39 (89/11)
- K Jake Pinegar
 - Field Goal Percentage - 1.000 (t-1/t-1)
 - Field Goals Per Game - 1.0 (33/6)
- CB Amani Oruwariye
 - Forced Fumbles - 1.0 (2/t-1)
 - Interceptions Per Game - 1.0 (4/1)
 - Solo Tackles - 7.0 (25/3)
 - Total Interceptions - 1 (11/t-1)
- RB Miles Sanders
 - Points Responsible For - 12 (94/7)
 - Points Responsible For Per Game - 12.0 (77/7)
 - Rush Yards Per Carry - 4.79 (70/10)
 - Rushing Yards - 91 (57/7)
 - Rushing Yards Per Game - 91.0 (51/7)
 - Scoring - 12.0 (24/2)
 - Total Points Scored - 12 (31/2)
 - Total Touchdowns - 2 (23/2)
- S Nick Scott
 - Sacks - 1.00 (25/5)
 - Total Tackles - 9.0 (74/9)
- S Garrett Taylor
 - Solo Tackles - 6.0 (61/10)
- TEAM
 - Fewest Penalties - 2 (t-1/1)
 - Fewest Penalties Per Game - 2.0 (t-1/1)
 - Fewest Penalty Yards - 10 (t-1/1)
 - Fewest Penalty Yards Per Game - 10.0 (t-1/1)
 - First Downs Offense - 24 (50/3)
 - Kickoff Returns - 52.0 (4/2)
 - Net Punting - 40.8 (38/5)
 - Passes Intercepted - 1 (28/5)
 - Punt Returns - 29.0 (6/2)
 - Red Zone Defense - .750 (44/5)
 - Red Zone Offense - 1.000 (t-1/t-1)
 - Sacks Allowed - 1.0 (31/4)
 - Scoring Offense - 45.0 (35/3)
 - Tackles for Loss Allowed - 2.00 (6/2)
 - Team Sacks - 2.0 (50/5)
 - Team Tackles for Loss - 6.0 (49/7)
 - Turnover Margin - 1.00 (24/4)

HIGHLIGHTS

TOP 10 AGAIN

- After a pair of back-to-back 11-win seasons, Penn State starts the 2018 ranked No. 9 in the Amway Coaches Poll and No. 10 in the Associated Press poll.
- This is the second-straight season the Nittany Lions have started the year in the Top 10.
- The Nittany Lions ended the 2017 season 11-2 with a 35-28 win over No. 11 Washington in the PlayStation Fiesta Bowl. Penn State finished No. 8 in both polls, marking the second-straight season with a Top 10 finish for the first time since 2008 and 2009.
- Penn State was No. 9 in the final College Football Playoff rankings.
- The 11-win season was its 16th overall and seventh since joining the Big Ten.
- The Nittany Lions finished in the Top 10 of the Amway Coaches poll for the ninth time in program history.
- Penn State has been ranked in the last 11 CFP rankings, dating back to its first-ever appearance in the first poll of the 2016 season.
- Penn State's 24-straight weeks in the AP Top 25 is the eighth-longest active streak in FBS.

WINNING WAYS

- Penn State finished with an 11-2 record for its seventh 11-win regular season since joining the Big Ten (12 wins in 1994; 11 wins in '96, 2005, '08, '09, '16, '17) and 16th overall.
- Penn State posted back-to-back 11-win seasons for the first time since the 2008 and 2009 seasons.
- Penn State is 21-3 in its last 24 games, the best span since going 37-3 from 1993-96.
- Penn State is 23-5 over the past three seasons (2016-18), tying for the eighth-best record in FBS.
- Penn State completed its 2017 home schedule with a second consecutive perfect 7-0 record. It is the first time the Nittany Lions have back-to-back undefeated home seasons since 1985 (6-0) and 1986 (7-0).
- In 2017, Penn State started the season 7-0 for the first time since 2008, when it started 9-0.
- Penn State's 4-0 start in Big Ten in 2017 play marked the first such start since 2011, when Penn State began 5-0.
- Penn State and Wisconsin are the only Big Ten teams to have posted a winning season in the last 13 consecutive years.
- Penn State is one of eight teams (USC, LSU, Florida State, Wisconsin, Oklahoma, Oregon, Virginia Tech) in the Autonomy Five to have a winning record each of the last 13 years.
- Overall in the FBS, Penn State is one of nine teams with a winning record in each of the last 13 years (Boise State).

11-Plus Win Seasons (Big Ten era)

1994	12-0
1996	11-2
2005	11-1
2008	11-2
2009	11-2
2016	11-3
2017	11-2

WELCOME TO THE GAME

- Ten Nittany Lions made their first career start (three on offense, five on defense, two on special teams): TE **Jonathan Holland**, C **Michael Menet**, WR **KJ Hamler**, DT **Fred Hansard**, DE **Yetur Gross-Matos**, MLB **Jan Johnson**, CB **Amani Oruwariye**, S **Garrett Taylor**, PK **Jake Pinegar** and KO **Rafael Checa**.
- 17 Nittany Lions made their first appearances: LB **Ellis Brooks**, K **Rafael Checa**, TE **Danny Dalton**, TE **Pat Freiermuth**, WR **KJ Hamler**, DT **Fred Hansard**, WR **Mac Hippenhammer**, CB **Donovan Johnson**, LB **Jesse Luketa**, OL **Mike Miranda**, DT **PJ Mustipher**, LB **Micah Parsons**, K **Jake Pinegar**, RB **Ricky Slade**, WR **Cam Sullivan-Brown**, DE **Nick Tarburton** and OL **C.J. Thorpe**.
- Eight true freshmen saw time for Penn State: K **Rafael Checa**, TE **Pat Freiermuth**, LB **Jesse Luketa**, DT **PJ Mustipher**, LB **Micah Parsons**, K **Jake Pinegar**, RB **Ricky Slade**, DE **Nick Tarburton**.

DISCIPLINED

- Penn State was among the most disciplined teams in the nation during the opening week, committing just two penalties for 10 yards.
- Only Navy and Georgia Southern were limited to as few as two flags in Week 1, and only Georgia Southern was limited to 10 penalty yards.
- In 2017, Penn State finished 10th in FBS with 4.15 penalties per game and eighth in FBS with 37.7 penalty yards per game. Both figures ranked second in the Big Ten to Minnesota.

PRESEASON ALL-AMERICAN AND MORE

- Senior quarterback **Trace McSorley** drew several preseason accolades.
- McSorley was listed on the Preseason All-America teams from Sporting News (first team), the Associated Press (second team), CBS Sports (second team) and Athlon Sports (fourth team).
- USA Today tabbed McSorley as the No. 1 quarterback entering 2018.
- Overall, ESPN listed McSorley No. 9 on its Top 50 list, and Sports Illustrated listed him No. 15 on its Top 100 list.
- McSorley is one of 10 Big Ten student-athletes named to the preseason first or second team.

See Preseason Honors on Page 11

BIG PRESEASON HONORS

- Senior quarterback **Trace McSorley** was the only unanimous selection among the 10 players named to the Big Ten preseason honors list, as selected by the conference's media members.
- In 2017, McSorley became just the second player in Big Ten history to have 25 passing touchdowns and 10 rushing scores in the same season, joining Ohio State's J.T. Barrett (2014 and 2017). He is also one of seven players in Big Ten history to record back-to-back 3,000-yard passing seasons. Last season, McSorley earned his second consecutive berth on the All-Big Ten second team as selected by the coaches and media.

BIG TEN PRESEASON HONOREES

EAST DIVISION

Rashan Gary, Jr., DL, MICH
 Brian Lewerke, Jr., QB, MSU
 Nick Bosa, Jr., DE, OSU
 J.K. Dobbins, So., RB, OSU

TRACE MCSORLEY, SR., QB, PSU

WEST DIVISION

Noah Fant, Jr., TE, IOWA
 Stanley Morgan Jr., Sr., WR, NEB
 Paddy Fisher, So., LB, NU
 T.J. Edwards, Sr., LB, WIS
 Jonathan Taylor, So., RB, WIS

See Preseason Honors on Page 11

HOME IN HAPPY VALLEY

- Penn State's 15-game home win streak is the third-longest active streak in FBS.
- Penn State completed its 2017 home schedule with a second consecutive perfect 7-0 record. It is the first time the Lions have posted back-to-back undefeated home seasons since 1985 (6-0) and 1986 (7-0).
- The Nittany Lions have gone 7-0 at home six times in the Big Ten era (1994, 1998, 2005, 2008, 2016, 2017).
- Dating back to 2015, Penn State has won 21 of its last 22 home games.

THIRTY-NINE 2017 LETTERWINNERS RETURN

- Penn State returns 39 lettermen from last year's Fiesta Bowl championship squad - 21 on offense, 16 on defense and two on special teams.
- A total of 41 lettermen are returning for the Nittany Lions. In addition to the 39 lettermen returning from 2017, **Mark Allen** (2015) and CB **John Reid** (2015 & 2016) also have letterman status.
- Of the 41 overall lettermen returning, 23 have starting experience - 11 on offense, 10 on defense and two on special teams.
- The Nittany Lions lost the services of 22 lettermen - nine on offense, 11 on defense and two specialists.

THIRTEEN STARTERS RETURNING

- The Nittany Lions return 13 starters – eight on offense, three on defense and two on special teams.
- Ten additional Penn Staters have starting experience – three on offense and seven on defense.
- Among the returning starters are 2017 All-Big Ten second team selections **Trace McSorley** and **Blake Gillikin**, as well as third-team All-Big Ten honorees **Ryan Bates** and **Shareef Miller**.

YOUTH MOVEMENT

- Penn State and many Big Ten teams are among the youngest in FBS.
- Underclassmen comprise 65.6 percent of Penn State's roster, which ranks as the 20th highest figure in FBS.
- However, the figure only ranks seventh in the Big Ten. Illinois (76.5), Minnesota (69.9), Wisconsin (68.6), Indiana (66.4), Nebraska (66.2) and Iowa (66.1) all have higher percentages of underclassmen on their roster.

FANS FLOCK TO BEAVER STADIUM

- The Penn State Student Section sold out more than 21,000 tickets in just 48 minutes, highlighted by the sold-out allotments of the senior (3), junior (4), sophomore (6) and freshmen (9) classes in less than 10 minutes each.
- The Penn State Student Section has consistently sold out for four decades, showing the unwavering passion and dedication of Penn State students.
- Penn State has sold more than 6,300 new season football tickets for the 2018 campaign.
- The Penn State football team averaged 106,707 fans per game in the 2017 season to rank third in the NCAA in attendance.
- The increase of 6,450 fans per game ranked fifth in the Football Bowl Subdivision (FBS).
- Penn State's 106,707 average attendance is the highest for the program since 2009 when the Nittany Lions had 107,008 fans come through gates on average.
- The No. 3 national ranking is the highest since the 2010 season when Penn State also finished third in FBS with an average home attendance of 104,234.
- Additionally, the increase of 6,450 fans per game is the highest since a 10,642-average jump in 2001 when the stadium capacity increased by more than 12,000 seats to 107,282.
- Recognized as one the nation's premier game day atmospheres, the passionate and loyal students, alumni and fans filling Beaver Stadium have Penn State bucking the attendance trends among FBS games nationally, which saw an average per game decline of 1,409 fans this past season.
- The 2017 season saw the largest home crowd in Penn State history as a record-breaking 110,823 fans filled the stadium in a 42-13 victory over No. 19/15 Michigan on Oct. 21.

NITTANY LIONS CLAIM "HERBIES"

- ESPN analyst Kirk Herbstreit held the Nittany Lions in high esteem in his annual preseason "Herbie Awards" show.
- Herbstreit tabbed two Penn State quarterbacks for awards. He selected **Trace McSorley** as the "Most Exciting Player" in college football and fellow signal caller **Tommy Stevens** as the "Most Unselfish" player in college football.
- Penn State's incredible fans also got in the action, as Herbie recognized the Penn State White Out as the "Best Atmosphere" in college football, while the student section was recognized as the best in college football, as well.
- Herbstreit also picked the Lions to win the Big Ten Championship and reach the College Football Playoff.

ON TV

- Penn State has had 294 of its last 296 games televised, including 187 consecutive games.
- Over the last 14 seasons, every Penn State game has aired on either ABC, FOX, BTN, NBC or an ESPN channel.

FUTURE SCHEDULES ANNOUNCED

- Penn State and Temple are set to renew their football series, with two games among several non-conference contests the Nittany Lions have set from 2021-27.
- The Nittany Lions visit Temple on Sept. 12, 2026 and host the Owls on Sept. 18, 2027. The teams last met in 2016, a 34-27 Penn State win, and have played 45 times. From 2006-16, the teams played every year except 2013.
- Penn State welcomes two more regional foes to Beaver Stadium in upcoming seasons. Villanova visits State College on Sept. 25, 2021 and Sept. 13, 2025 and Delaware travels to Happy Valley on Sept. 9, 2023 and Sept. 11, 2027. The Nittany Lions lead the series with the Wildcats, 5-3-1, with the teams last playing in 1951. Penn State and Delaware will be meeting for the first time.
- Delaware has played in four FCS National Championship games, winning the 2003 title. Villanova won the 2009 FCS national title.
- Penn State hosts Central Michigan on Sept. 24, 2022 in the second meeting between the schools. The Nittany Lions won the only previous contest in 2005.
- Penn State's 2021 schedule is complete. The Nittany Lions open the 2021 season at Wisconsin (Sept. 4), and host Ball State (Sept. 11), Auburn (Sept. 18) and Villanova (Sept. 25) during non-conference play, resuming Big Ten action at Iowa Oct. 9.
- The first-ever meeting with Virginia Tech in 2020 is amongst several marquee non-conference match-ups for the Nittany Lions from 2016-25, in addition to the nine-game Big Ten schedule:
- Penn State hosts Pitt on Sept. 14, 2019 in the 100thall-time meeting;
- Penn State and Virginia Tech meet for the first time in 2020 (away) and 2025 (home);
- The Nittany Lions and Auburn play for the third and fourth time overall, but the first time in the regular season, in 2021 (home) and 2022 (away). Penn State posted a 43-14 win over the Tigers in the 1996 Outback Bowl and Auburn earned a 13-9 victory in the 2003 Capital One Bowl.
- Penn State and West Virginia clash for the first time since 1992 and the 60th time overall in 2023 (home), with a 2024 contest in Morgantown.
- The Big Ten announced its conference football schedules for 2022 through 2025. Penn State hosts five conference games in 2022 and 2024 and welcomes four BIG opponents in 2023 and 2025.
- The 2022 Big Ten schedule opens Sept. 3 at Purdue, followed by a home game against Ohio State (Oct. 1) and a road trip to Michigan (Oct. 8). The Nittany Lions return to Beaver Stadium for game against Illinois (Oct. 15) and Michigan State (Oct. 29), sandwiched around the bye week. After traveling to Indiana Nov. 5, Penn State rounds out its 2022 Big Ten schedule against Maryland (Nov. 12), Minnesota (Nov. 19) and at Rutgers (Nov. 26).
- In 2023, Penn State plays its first two conference games on the road at Illinois (Sept. 16) and Northwestern (Sept. 23). The Nittany Lions return to Beaver Stadium to meet Indiana (Oct. 7) before a trip to Michigan State (Oct. 14) and Ohio State (Oct. 21). Penn State has a three-game homestand against Iowa (Oct. 28), Michigan (Nov. 4) and Rutgers (Nov. 18) before closing out the season at Maryland (Nov. 25).
- Penn State opens the 2024 Big Ten slate at Rutgers (Sept. 14). After a two-week hiatus, the Lions return to BIG play at home against Maryland (Oct. 5) and Illinois (Oct. 12), before heading to Wisconsin (Oct. 19). Penn State is back in Beaver Stadium to face Nebraska (Oct. 26) and Ohio State (Nov. 9) sandwiched around a bye week. The remainder of the 2024 Big Ten schedule is at Michigan (Nov. 16), at Indiana (Nov. 23) and the home finale against Michigan State (Nov. 30).
- The 2025 Big Ten schedule opens against Rutgers Sept. 20, followed by visit to Illinois (Sept. 27). After a home game against Purdue (Oct. 11), the Nittany Lions head on back-to-back road trips to Maryland (Oct. 18) and Minnesota (Oct. 25). Penn State is home against Indiana (Nov. 1) before visiting Ohio State (Nov. 15). Rounding out the 2025 conference slate is a home game against Michigan (Nov. 22) and at Michigan State (Nov. 29).

See Future Schedules on Page 18

CLASSROOM SUCCESS

DEGREES ON THE WALL



- Ten Penn State student-athletes have earned 11 undergraduate degrees already and are now working on graduate degrees.
- Entering the 2018 season having earned their undergraduate degrees: **Mark Allen** (criminology), **Koa Farmer** (criminology/sociology), **Jan Johnson** (psychology), **Trace McSorley** (accounting), **Amani Oruwaraye** (telecommunications), **Nick Scott** (psychology), **Charlie Shuman** (kinesiology), **Johnathan Thomas** (sociology), **DeAndre Thompkins** (psychology) and **Chasz Wright** (telecommunications).
- Penn State is one of 24 schools to have 10 or more graduates on the roster this season.

Team	Grads
UAB	19
Clemson	17
Arizona State, Pittsburgh	15
Northwestern, Baylor, SMU	14
Akron, Alabama, Houston, Maryland, Temple, Virginia	12
Kansas, Old Dominion	11
Penn State , Akron, Arkansas, Cincinnati, Minnesota, Nevada, South Carolina, Tennessee, UCF, West Virginia	10

CONTINUING ACADEMIC TRADITION

- Punter **Blake Gillikin** leads the Nittany Lions in the classroom with a perfect cumulative 4.0 grade point average following the 2018 spring semester.
- Gillikin claimed the Evan Pugh Scholar Award, given to those juniors and seniors who are in the upper 0.5 percent of their respective classes, in May 2018.
- Gillikin was presented with the President's Freshman Award, given annually to undergraduate degree candidates who have earned a 4.0 cumulative grade-point average based on at least 12 graded Penn State credits completed in their first semester of admission, in May 2017.
- Gillikin also serves as the treasurer for Penn State's Uplifting Athletes, helping the chapter raise nearly \$1.3 million for kidney cancer treatment and research since the first Penn State Lift for Life was held in 2003.
- Gillikin led a quartet of Nittany Lion football players earning Big Ten Distinguished Scholar recognition for having a 3.7 or higher GPA for the 2017-18 academic year. He was joined by **Charlie Shuman**, **Christopher Welde** and **Jake Zembiec**.
- Those four were among a Penn State-record 35 football student-athletes to earn All-Big Ten Academic honors following the 2017 fall semester.
- The football team's success in the classroom also contributed to an overall school record for fall Academic All-Big Ten honorees. Penn State tallied 117 fall honorees, shattering the previous fall mark of 100 set during the 2012-13 academic year.
- Gillikin and graduate Cody Hodgens both posted 4.0 GPAs, making the Nittany Lions the only Big Ten football team with two 4.0 students.

COACHING STAFF NOTES

COACHING STAFF CHANGES

- The Nittany Lion coaching staff has a new look with the addition of a 10th assistant coach, as well as a few off-season changes.
- Penn State assistant coach **Ricky Rahne** was promoted to offensive coordinator. He will return to coaching the quarterbacks after spending the last two seasons as the tight ends coach.
- The Nittany Lions added former Penn State graduate assistant **Tyler Bowen** as offensive recruiting coordinator and tight ends coach, **David Corley** as wide receivers coach, **Phil Galiano** as special teams coordinator and assistant defensive line coach and **Ja'Juan Seider** as running backs coach.
- In addition, **Sean Spencer** added associate head coach to his title, while offensive line coach **Matt Limegrover** will handle run game coordinator responsibilities.
- Following his stint as a GA at Penn State, Bowen spent two seasons at Fordham as the offensive line coach (2015-16) and offensive coordinator (2016) and one season at Maryland as the offensive line coach (2017).
- Corley has 10 years of collegiate coaching experience and was most recently the wide receivers coach at Army after spending three seasons at Connecticut.
- Galiano is a veteran in the coaching ranks with 17 years of experience, including two seasons as an assistant special teams coach and one season as a special teams intern in the NFL.
- Galiano served as a defensive consultant for the Nittany Lions in 2017.
- Seider comes to Happy Valley with 10 seasons of collegiate coaching experience, most recently serving as the running backs coach at the University of Florida.

PENNSYLVANIA TIES

- The Penn State coaching staff is deeply rooted in Pennsylvania, with five members originally hailing from the Keystone state.

Central PA

- Defensive Coordinator **Brent Pry** - Altoona

Eastern PA

- Head Coach **James Franklin** - Langhorne
- Special Teams Coordinator **Phil Galiano** - Norristown

Western PA

- Offensive Line **Matt Limegrover** - Pittsburgh
- Cornerbacks **Terry M. Smith** - Aliquippa

CONFERENCE WINS

- After four seasons, head coach **James Franklin** has at least one win against each current member of the Big Ten.
- Franklin earned his first wins over Michigan, Northwestern and Nebraska this season. It was the first time he had faced Nebraska.

OFFENSE NOTES

WATCHING McSORLEY

- Senior quarterback **Trace McSorley** is listed on six major preseason watch lists.
- McSorley is a nominee for the Maxwell Award (National Player of the Year), Walter Camp Award (National Player of the Year), Davey O'Brien Award (nation's top quarterback), Manning Award (nation's top quarterback), Johnny Unitas Golden Arm Award (nation's top quarterback) and Wuerffel Trophy (College Football's Premier Award for Community Service).
- The Maxwell Award, named in honor of Robert W. "Tiny" Maxwell, has been given to America's College Player of the Year since 1937. Maxwell's contributions to the game of football were extensive, including time as a player, a sportswriter and an official.
- Penn State is tied for the national lead among all schools with its seven Maxwell Award winners.
- The Walter Camp Trophy is awarded to the outstanding player of the year who has exemplified the qualities of self-discipline, unselfish team play, desire to excel, mature judgement and respect for leadership. He must be a dedicated competitor who has made effective use of his athletic talent to enhance the great American game of college football. His standout performance on the playing field must be accompanied by an equally strong effort to contribute to the betterment of the life of all his fellow human beings. He must exhibit an awareness of the need to fulfill his role as a leader. He must espouse the ideals adhered to by Walter Camp, the "Father of American Football."
- Penn State has two Walter Camp winners in John Cappelletti, who won the award in 1973, and Larry Johnson, who claimed the honor in 2002.
- The Davey O'Brien National Quarterback Award is presented annually to the nation's best college quarterback and is the oldest and most prestigious national quarterback award. The Davey O'Brien Award honors candidates who exemplify Davey O'Brien's enduring character while exhibiting teamwork, sportsmanship and leadership in both academics and athletics.
- Todd Blackledge (1982) and Kerry Collins (1994) are the Nittany Lions that have claimed the Davey O'Brien Award.
- Prior to the 2004 college football season, the Manning Award was created by the Allstate Sugar Bowl in honor of the college football accomplishments of Archie, Peyton and Eli Manning. It is the only college football quarterback award that includes the candidates' bowl performances in its balloting; therefore, it is presented annually following the completion of the bowl season. The winner is selected by a panel of national media covering college football, as well as each of the Mannings.
- The Golden Arm Award is presented at the end of each football season and the winner is selected based on his accomplishments both on and off the field. Candidates must be a college senior or fourth-year junior on schedule to graduate with their class. The Golden Arm Award is named in honor of Johnny Unitas, who was an 18-year veteran of the NFL and played his collegiate career at the University of Louisville before joining the Baltimore Colts in 1958. His career passing figures include 2,830 pass completions for 40,239 yards, 290 touchdowns and throwing a touchdown pass in 47 consecutive games.
- The Wuerffel Trophy, known as "College Football's Premier Award for Community Service," is presented annually by the All Sports Association in Fort Walton Beach Florida. Named after 1996 Heisman Trophy winning quarterback Danny Wuerffel from the University of Florida, the Wuerffel Trophy is awarded to the FBS player that best combines exemplary community service with athletic and academic achievement.

See Preseason Honors on Page 11

McSORLEY AMONG ACTIVE LEADERS

- Senior quarterback **Trace McSorley** owns the longest active streak for consecutive games with a touchdown pass at 29.
- The streak dates back to the 2016 TaxSlayer Bowl. McSorley had his closest call of the streak in this season's opening contest, not getting his lone touchdown pass until just 42 seconds remained in regulation.
- McSorley's active career rankings in FBS are:
 - Touchdowns Responsible For - 2nd (80)
 - Total Offense - 5th (8,550)
 - Total Offense Yards Per Play - 6th (7.10)
 - Passing Efficiency - 6th (151.61)
 - Passing Touchdowns - 6th (60)
 - Passing Yards - 6th (7,598)
 - Completion Percentage - 9th (61.7)

TOUCHDOWN TRACE

- Quarterback **Trace McSorley** was responsible for three of Penn State's six touchdowns in the season opener against App State, running for two and throwing for one.
- McSorley recorded his 17th career game with a passing and a rushing touchdown (seven in 2016, nine in 2017, one in 2018).
- McSorley's two rushing touchdowns marked his second career multiple rushing touchdown game. He had three rushing touchdowns against Michigan last season.
- Responsible for 80 touchdowns in his career, McSorley is tied with Middle Tennessee's Brent Stockstill for second among active FBS players. Washington's Jake Browning leads with 91.
- McSorley's 80 TDR is a Penn State record by a large margin. The previous record was 65 by Daryll Clark (2006-09).

See Records Watch on Pages 25-27

McSORLEY MAKES HIS MARK

- Quarterback **Trace McSorley** owns the top-two single-season passing touchdown totals in Penn State history, as his 28 passing touchdowns in 2017 trails only his 29 passing TDs in 2016.
- With three touchdowns responsible for at Maryland, McSorley broke his own season TDR record of 36 set in 2016. He finished the 2017 season with 39 touchdowns responsible for.
- McSorley is the first player in Penn State history with two 3,000-yard passing seasons. He recorded 3,570 yards in 2017 and 3,614 yards in 2016.
- His 3,570 passing yards in 2017 rank second on the Penn State season passing chart, trailing only his 2016 mark (3,614) for the record.
- McSorley's five 300-yard passing games in 2017 tied his own record set in 2016.
- McSorley's 11 games with 200 or more passing yards in 2017 tied the Penn State record set by McSorley in 2016 and Matt McGloin in 2012.
- McSorley had 427 pass attempts last season to finish third on the Penn State season list.
- With 284 completions in 2017, McSorley broke the Penn State season completions record of 270 held by McGloin (2012) and Christian Hackenberg (2014).
- McSorley tallied 491 rushing yards in 2017 to finish in second place on Penn State's season quarterback rushing yardage list, behind Michael Robinson's 806 yards in 2005.
- McSorley tied the Penn State record for rushing touchdowns by a quarterback in a season with 11 rushing scores in 2017 to equal the mark of 11 set by Michael Robinson in 2005.
- McSorley registered 402 yards of total offense (342 passing, 60 rushing) in the Fiesta Bowl against Washington, which ranks fourth in Penn State history. McSorley owns five of the 10 best total offense marks in the Nittany Lion annals.
- McSorley completed 15-straight pass attempts from the first quarter through the third quarter at Northwestern in 2017, breaking the Penn State record for consecutive completions. The previous record was set by Kerry Collins when he had 14-straight completions at Minnesota during the 1994 season.

McSORLEY RECORD COUNTDOWN

CAREER RUSHING TOUCHDOWNS (QB)

2

With 20 career rushing touchdowns, McSorley is looking to pass Daryll Clark (22; 2007-09) for the Penn State record for most rushing touchdowns by a quarterback.

CAREER PASSING YARDS

859

With 7,598 career passing yards, McSorley is pursuing Christian Hackenberg for the school record in the category (8,457; 2013-15).

CAREER PASS COMPLETIONS

145

McSorley is up to 548 pass completions as he pursues Christian Hackenberg's school record of 693 (2013-15).

CAREER PASS ATTEMPTS

346

McSorley's 889 career pass attempts rank him fourth at Penn State all-time. Christian Hackenberg owns the record of 1,235 (2013-15).

CAREER WINS AS A STARTING QB

6

With 23 career wins as a starting quarterback, McSorley is sixth in Penn State history. Todd Blackledge (1980-82) and Tony Sacca (1988-91) share the record of 29.

CONSECUTIVE 3,000-YARD PASSING SEASONS

- **Trace McSorley** has thrown for more than 3,000 yards in each of the last two seasons, becoming the seventh quarterback in Big Ten history to do so.
- Drew Brees is the only quarterback in Big Ten history to eclipse 3,000 yards in three-straight seasons.

3,000 Passing Yards in Consecutive Seasons in Big Ten History

Name	School	Years (Yards)
Tony Eason	Illinois	1981 (3,360), 1982 (3,671)
Jim Everett	Purdue	1984 (3,256), 1985 (3,651)
Chuck Hartlieb	Iowa	1987 (3,092), 1988 (3,738)
Drew Brees	Purdue	1998 (3,983), 1999 (3,909), 2000 (3,668)
Curtis Painter	Purdue	2006 (3,985), 2007 (3,846)
Connor Cook	Michigan State	2014 (3,214), 2015 (3,131)
Trace McSorley Penn State		2016 (3,614), 2017 (3,570)

STABILITY AT THE TOP

- Penn State has had just four Week 1 starting quarterbacks since 2010: **Trace McSorley** (2016-18), Christian Hackenberg (2013-15), Matt McGloin (2012) and Rob Bolden (2010-11).
- Counting expected Week 1 starters this season, only Troy has had fewer with just three, while six other schools have just had four like Penn State.

Week 1 QB Starters since 2010
(Including 2018 expected starter)

Team	QBs
Troy	3
Penn State , Duke, Illinois Missouri, Nebraska, Syracuse, Wake Forest, Western Michigan, WKU	4
Colorado, Marshall, Nevada, Rice, SMU	5
TCU, Texas State, USC, UTSA	

GROUND GAME ROLLS

- In the season opener against App State, Penn State rushed for 205 yards, surpassing 200 yards for the fourth-straight game, dating back to November 18, 2017 vs. Nebraska.
- It's Penn State's longest 200-yard rushing game streak since a seven-game streak from 2007-08.
- In his second career start, RB **Miles Sanders** rushed for two touchdowns, including a 4-yard score in overtime.
- Sanders set a career high with 91 yards rushing, with 62 of those yards coming in the fourth quarter and overtime. He also set career highs with 19 rushes and three receptions.
- Freshman RB **Ricky Slade** and senior **Mark Allen** also contributed. Slade scored the first touchdown of his career in the third quarter on a 27-yard run. Allen added 24 yards on five carries and had a career-best three receptions. His previous high was two against Indiana in 2015.

HAMLER'S GRAND ENTRANCE

- WR/KR **KJ Hamler** made an impact in his collegiate debut, catching three passes for a team-high 67 yards and a game-tying touchdown, while also breaking through for 52 yards on his lone kickoff return to setup the game-tying drive with less than two minutes to go in regulation.
- Hamler is the first Penn State freshman to catch a touchdown pass in a season opener since Geno Lewis in the 2013 opener against Syracuse.
- The redshirt freshman also hauled in a 46-yard reception early in the fourth quarter, which led to a Miles Sanders rushing touchdown and a 31-17 Penn State lead with 11:17 remaining. It was Penn State's longest completion of the day.

TIGHT ENDS EXCEL

- TE **Jonathan Holland's** second-quarter, 29-yard reception against Appalachian State was the longest of his career. His previous long was 8 yards last season vs. Georgia State.
- Holland set career highs with two catches and 36 yards. His previous receptions career best was one, which he accomplished three times, most recently against Michigan State in 2017.
- TE **Danny Dalton** grabbed his first career catch in the first quarter.

OFFENSE CONTINUES PRODUCING

- Penn State tallied 45 points and covered 434 yards in its season-opening win over Appalachian State.
- The Nittany Lions have scored 20 or more points in 24 consecutive games, which is the longest streak in program history, breaking the record of 20-straight games from 1993-95. It is also the third-longest streak in Big Ten history behind the 25-game streak by Michigan State (2013-15) and 46-game streak by Ohio State (2006-14).
- The Nittany Lions have scored 30 or more points 19 times in the last 21 games.
- The Nittany Lions scored 40 points for the 12th time since 2016.
- Penn State averaged 460.3 yards of total offense per game in 2017 to rank second in the Big Ten and 19th in FBS. It was also its highest average since 1994 (520.2 avg.).

HOLLAND ON MACKAY WATCH LIST

- Junior tight end **Jonathan Holland** garnered a spot on the 2018 John Mackey Award preseason watch list.
 - The Mackey Award is given annually to the most outstanding collegiate tight end. The award is named after NFL Hall of Fame member John Mackey, who is considered to be the best to have played the tight end position.
 - Mike Gesicki was a finalist for the honor in 2017.
- See Preseason Honors on Page 11**

COMMUNITY SERVICE

LIFT FOR LIFE A SUCCESS

- The 16th Annual Penn State Uplifting Athletes "Lift for Life" was a tremendous success in June. The fundraising total for the 2018 event is nearly \$95,000 to benefit Uplifting Athletes and its commitment to life skills development, patient focused programs and rare disease research.
- Donations to the Penn State chapter of Uplifting Athletes and Lift for Life will remain open until September 30. Fans can track the live total or donate by visiting the chapter's fundraising site at <https://pledgeit.org/team/penn-state-lift-for-life-2018> or by sending a donation to Will Flaherty, Director of Player Development and Community Relations at 201 Lasch Football Building, University Park, Pa 16802.
- Nearly \$1.4 million has been raised by Penn State Uplifting Athletes since the inaugural Lift for Life was held in 2003. The inaugural event raised just under \$13,000.
- The Penn State Lift for Life featured more than 100 members of the Nittany Lion football team and was held at Holuba Hall, with approximately 1,000 fans in attendance. The exhibition featured rotations of one-on-one battles in the tire flip, sled pull, bench press and farmer's hold, followed by tug of war competitions.
- The 2018 Penn State Lift for Life included a kids clinic for the fifth year in a row, which was run by the Nittany Lion true freshmen football student-athletes. The event concluded with an autograph session with team.
- Founded by Penn State Football teammates Scott Shirley, Dave Costlow and Damone Jones in 2003, Lift for Life has benefitted cancer research and the rare disease community. The 2018 Uplifting Athletes officers are: offensive linemen **Ryan Bates** and **Steven Gonzalez**, co-presidents; quarterback **Trace McSorley**, vice president; offensive lineman **CJ Thorpe**, business liaison; punter **Blake Gillikin**, treasurer; offensive lineman **Alex Gellerstedt**, assistant treasurer; offensive lineman **Connor McGovern**, secretary; linebacker **Frank DiLeo**, assistant secretary. The executive committee is comprised of: quarterbacks **Sean Clifford**, **Michael Shuster** and **Jake Zembiec**, safety **Garrett Taylor**, wide receiver **Juwan Johnson**, offensive linemen **Charlie Shuman**, **Will Fries** and **Michal Menet** and linebacker **Jason Vranic**.
- About Uplifting Athletes: A nonprofit organization founded in 2007, Uplifting Athletes inspires the rare disease community with hope through the power of sport. A rare disease is one that affects fewer than 200,000 Americans and typically lacks financial incentive to make and market new treatments. With a network of university chapters run by current college football student-athletes, Uplifting Athletes has established 22 chapters with Division I football programs across the country. Overall since its inception Uplifting Athletes has had an economic impact of more than \$400 million on the rare disease community. For more information about Uplifting Athletes, visit www.upliftingathletes.org.

LIONS BRING SMILES TO HERSHEY

- Penn State football again took an afternoon off from summer workouts and boarded buses headed to the Penn State Hershey Children's Hospital. A special visit that has now become an annual event, it's a day nearly every Nittany Lion looks forward to in the offseason.
- Upon stepping off the buses, the Penn State energy is palpable as the team is greeted by smiling hospital staffers before splitting into small groups. While some groups spread out to visit individual families in their rooms, members of the team also passed through a high-five tunnel into the Tree House Cafe.
- Surrounding families and patients with smiles, the Nittany Lions spent the afternoon simply spending time and having fun.
- "It's just the reactions, when you walk into a kid's room and they are huge Penn State football fan and their eyes light up," Charlie Shuman said. "You sit there talking for three minutes but you know it made their day and they had such a positive experience. That's what really makes it."

NFL STADIUMS

PENN STATE REGULAR SEASON GAMES IN VENUES WITH NFL TENANTS

Sept. 8, 2018	8 p.m.	at Pitt
		Heinz Field
Sept. 10, 2016	L, 39-42	at Pitt
		Heinz Field
Oct. 24, 2015	W, 31-30	vs. Maryland
		M&T Bank Stadium
Sept. 5, 2015	L, 10-27	at Temple
		Lincoln Financial Field
Aug. 31, 2013	W, 23-17	vs. Syracuse
		MetLife Stadium
Sept. 27, 2011	W, 14-10	at Temple
		Lincoln Financial Field
Nov. 20, 2010	W, 41-24	vs. Indiana
		FedEx Field
Nov. 10, 2007	W, 31-0	at Temple
		Lincoln Financial Field
Oct. 28, 2000	W, 27-24	vs. Indiana
		RCA Dome
Aug. 27, 2000	L, 5-29	vs. USC
		Giants Stadium
Sept. 21, 1996	W, 41-0	vs. Temple
		Giants Stadium
Aug. 25, 1996	W, 24-7	vs. USC
		Giants Stadium
Sept. 23, 1995	W, 59-34	vs. Rutgers
		Giants Stadium
Oct. 3, 1992	W, 38-24	vs. Rutgers
		Giants Stadium
Nov. 9, 1991	W, 47-7	vs. Maryland
		Memorial Stadium
Oct. 5, 1991	W, 24-7	vs. Temple
		Veterans Stadium
Aug. 28, 1991	W, 34-24	vs. Georgia Tech
		Giants Stadium
Nov. 11, 1989	T, 13-13	vs. Maryland
		Memorial Stadium
Oct. 7, 1989	W, 17-0	vs. Rutgers
		Giants Stadium
Oct. 1, 1988	W, 45-9	vs. Temple
		Veterans Stadium
Nov. 7, 1987	W, 21-16	vs. Maryland
		Memorial Stadium
Sept. 26, 1987	W, 27-17	vs. Boston College
		Sullivan Stadium (Foxboro)
Sept. 20, 1986	W, 26-14	vs. Boston College
		Sullivan Stadium (Foxboro)
Nov. 9, 1985	W, 31-10	vs. Cincinnati
		Riverfront Stadium
Sept. 28, 1985	W, 17-10	vs. Rutgers
		Giants Stadium
Sept. 29, 1984	L, 3-28	vs. Texas
		Giants Stadium
Oct. 29, 1983	L, 17-27	vs. Boston College
		Sullivan Stadium (Foxboro)
Oct. 1, 1983	W, 36-25	vs. Rutgers
		Giants Stadium
Sept. 24, 1983	W, 23-18	vs. Temple
		Veterans Stadium
Aug. 29, 1983	L, 6-44	vs. Nebraska
		Giants Stadium
Nov. 15, 1980	W, 50-7	vs. Temple
		Veterans Stadium
Oct. 20, 1979	W, 35-7	vs. Syracuse
		Giants Stadium
Sept. 1, 1978	W, 10-7	at Temple
		Veterans Stadium
Sept. 2, 1977	W, 45-7	vs. Rutgers
		Giants Stadium
Nov. 26, 1976	L, 7-24	vs. Pitt
		Three Rivers Stadium
Oct. 30, 1976	W, 31-30	vs. Temple
		Veterans Stadium
Nov. 22, 1975	W, 7-6	vs. Pitt
		Three Rivers Stadium
Nov. 28, 1974	W, 31-10	vs. Pitt
		Three Rivers Stadium
Oct. 24, 1959	W, 20-9	vs. Illinois
		Cleveland Municipal Stadium
Dec. 2, 1950	W, 21-20	at Pitt
		Forbes Field
Nov. 15, 1947	W, 20-7	vs. Navy
		Memorial Stadium
Oct. 31, 1941	W, 42-0	at NYU
		Polo Grounds

SANDERS ON WALKER WATCH LIST

- Junior running back **Miles Sanders** added his name to the list of Nittany Lions earning early-season recognition with a berth on the Doak Walker Award preseason list.
 - Penn State's lone Doak Walker Award winner was Larry Johnson in 2002. Ki-Jana Carter and Curtis Enis were finalists for the award in 1994 and 1997, respectively.
 - The Doak Walker Award was created in 1989 to recognize the nation's premier running back for his accomplishments on the field, achievement in the classroom and citizenship in the community. It is the only major collegiate football award that requires all candidates to be on schedule to graduate within one year of other students of the same classification. The award is presented annually by the SMU Athletic Forum.
- See Preseason Honors on Page 11**

McGOVERN ON RIMINGTON WATCH LIST

- Junior center **Connor McGovern** is among the candidates on the preseason watch list for the Rimington Trophy for the nation's most outstanding center.
 - The Rimington Trophy is given annually to the most outstanding center. The award is named for former University of Nebraska standout Dave Rimington and benefits the Boomer Esiason Foundation for cystic fibrosis.
 - A.Q. Shipley is Penn State's lone Rimington Trophy winner in 2008.
- See Preseason Honors on Page 11**

OUTLAND DUO

- Ryan Bates** and **Connor McGovern** are among the nominees for the Outland Trophy.
 - The Outland Trophy is named after the late John Outland, an All-America lineman at Penn at the turn of the 20th century and is given to the nation's top interior lineman (offensive or defensive).
 - Penn State defensive tackle Mike Reid won the Outland Trophy in 1969 and All-America defensive tackle Devon Still was the most recent Nittany Lion finalist, in 2011.
- See Preseason Honors on Page 11**

VETERAN O-LINE

- The Nittany Lions returned 83 starts on the offensive line, a number that ranks 41st in the country and sixth in the Big Ten, per Phil Steele.
 - Penn State is one of 18 teams to return all five starters on the offensive line.
 - In the Big Ten, Illinois, Indiana, Maryland and Wisconsin also return all five o-linemen. Penn State plays all four this season.
 - Boston College, California, Coastal Carolina, Florida, Kansas State, Marshall, Missouri, Northern Illinois, Old Dominion, San Diego State, Utah State, Vanderbilt and Wake Forest also return their starting five.
 - Juniors **Ryan Bates** and **Connor McGovern** lead the way for returning Penn State offensive line starters with 22 apiece. McGovern has started the last 22 contests for the Nittany Lions.
 - The other Nittany Lions with starting experience in the trenches are: junior **Steven Gonzalez** (16), senior **Chasz Wright** (14) and sophomore **Will Fries** (9).
 - The Nittany Lions graduated Brendan Mahon, who had 41 career starts at guard and tackle, and Andrew Nelson, who had 28 starts at guard and tackle.
- See Career Starts on Page 54**

DEFENSE NOTES

READY IN THE OPENER

- CB **Amani Oruwariye** sealed Penn State's season-opening win in overtime with his sixth career interception.
- Oruwariye has had an interception in three consecutive season openers (2016 vs. Kent State; 2017 vs. Akron).
- Oruwariye also forced the first fumble of his career in the third quarter.
- Oruwariye tied a career high with seven tackles. He had seven against Michigan State in 2016.

ORUWARIYE ON NAGURSKI LIST

- Corner back **Amani Oruwariye** is among the candidates for the Bronko Nagurski Trophy, which is given yearly to the National Defensive Player of the Year.
- The award is named for legendary two-way player from the University of Minnesota, Bronko Nagurski, who dominated college football then became a star for the Chicago Bears in the 1930s.
- Penn State has never won a Nagurski Trophy, but has had five finalists, most recently Carl Nassib in 2015.

NEW FACES STARTING ON D

- In his first start at middle linebacker in the opener against App State, **Jan Johnson** had a career-high 11 tackles, including four solo. His previous best was four vs. Rutgers last season.
- Making his second-career start at safety, **Nick Scott** recorded a career-best nine tackles. His previous high was eight tackles against Pitt in 2017. Scott also had his first career sack and tied career highs with one tackle for loss and one pass breakup.
- S **Garrett Taylor** had a career-best eight tackles in his first start. His previous high mark was three, set last season vs. Nebraska.
- Also making his first start, DE **Yetur Gross-Matos** tied his career best with three tackles. This marks the fourth time in his career that he recorded three tackles, with the last coming against Rutgers in 2017.

MILLER NAMED TO TWO WATCH LISTS

- Junior **Shareef Miller** landed on the Bednarik Award watch list for the National Defensive Player of the Year, and the Ted Hendricks Award preseason watch list, which is presented annually to the top defensive end in college football.
 - The Bednarik Award has been presented to the College Defensive Player of the Year since 1995. Chuck Bednarik, former standout at Penn and with the Philadelphia Eagles, is a member of both the College Football Hall of Fame's Class of '69 and the NFL Hall of Fame's Class of '67.
 - The Ted Hendricks Award is named in honor of college football's first three-time first-team All-American. It is in the spirit of Ted Hendricks' aggressive style of play, winning attitude and determination that the Defensive End of the Year Award for college football's premier defensive end is presented.
 - Penn State's lone winner of the Hendricks Award is Carl Nassib in 2015, while Michael Haynes (2002), Tamba Hali (2005), Maurice Evans (2007) and Aaron Maybin (2008) were finalists for the honor.
- See Preseason Honors on Page 11**

SACK MASTERS

- Nick Scott** and **Cam Brown** registered their first career full sacks in the season opener against App State, accounting for Penn State's two sacks.
- The Penn State defense continued to find the quarterback in 2017, averaging 3.23 sacks per game to tie for the Big Ten lead and rank seventh in FBS.
- The Nittany Lions totaled 42 sacks in 13 games. Following totals of 46 sacks in 2015 and 40 sacks in 2016, Penn State posted back-to-back-to-back 40-sack seasons for the first time since it posted three-consecutive 40-sack seasons in 2005 (41), 2006 (40) and 2007 (46).
- Penn State brought a balanced pass rush in 2017 as 22 different Nittany Lions had at least assisted on a sack.

FARMER ON TWO WATCH LISTS

- Senior linebacker **Koa Farmer** is on the watch lists for the Butkus Award and the Polynesian College Football Player of the Year Award.
- The award, named in honor of legendary linebacker Dick Butkus, annually recognizes the nation's top collegiate linebacker.
- Farmer is vying to become the first Nittany Lion to earn the honor since Paul Posluszny in 2005. LaVar Arrington also won the award in 1999, and five have previously been named finalists: Shane Conlan (1986), Andre Collins (1989), Brandon Short (1999), Posluszny (2006) and Dan Connor (2007).
- The Polynesian College Football Player of the Year Award is presented annually to the most outstanding Polynesian college football player that epitomizes great ability and integrity.
See Preseason Honors on Page 11

SCOTT IN CONTENTION FOR GOOD WORKS TEAM

- Senior safety **Nick Scott** is a nominee for the Allstate AFCA Good Works Team.
- The Allstate AFCA Good Works Team is comprised of 11 players from the NCAA Football Bowl Subdivision and 11 players from the NCAA Football Championship Subdivision, Divisions II, III and the NAIA and one honorary head coach. To be in consideration by Allstate and the AFCA for a nomination, each player must be actively involved with a charitable organization or service group while maintaining a strong academic standing.
- Four Nittany Lions have earned Good Works Team accolades -- Brandon Smith (2017), Ben Kline (2015), Stefen Wisniewski (2010) and Wayne Holmes (1994).
- Scott, who is a two-time captain, has been active in the community. He danced independently in THON, the world's largest student-run philanthropy, in 2018, raising more than \$12,300 for the cause. He has also made visits to Penn State Children's Hospital with the team and participated in Lift for Life, which raises money for rare diseases, and Special Olympics.
See Preseason Honors on Page 11

LIMITED ACCESS

- In 2017, Penn State was seventh in the nation and second in the Big Ten in scoring defense, averaging 16.5 points allowed per game. It was the lowest figure at Penn State since yielding just 12.2 points per game in 2009.
- Penn State allowed 8.9 points per game fewer in 2017 than it did in 2016 (25.4).
- Penn State owned a pair of shutout victories and allowed more than 20 points in a game just four times.
- Penn State shutout opponents in at least one half in seven games (Akron, Georgia State, Indiana, Northwestern, Michigan, Rutgers, Maryland).
- Penn State was strong at the start of games. It was the last team to give up a first-quarter point (Week 9; Ohio State) and did not allow a first-quarter touchdown until Week 10 (Michigan State). PSU allowed an opening drive score for the first time against Rutgers (Week 11).
- Penn State ranked fourth in FBS in first-half scoring defense, allowing just 7.54 points per game. Penn State was particularly strong in the first quarter, ranking third in FBS allowing just 1.77 points per game. The Lions were nearly as strong in the third quarter as they were sixth in points allowed per game (2.85 avg.) according to Coaches by the Numbers.
- Penn State recorded two shutouts in a season for the first time since notching two in 2007 (59-0 over FIU; 31-0 vs. Indiana).
- The Nittany Lions nearly earned their third shutout of the season at Northwestern, but the Wildcats scored in the final two minutes of the game, snapping a five-quarter shutout streak that started in the second half of the Indiana game.

SPECIAL TEAMS NOTES

FRESHMAN KICKERS DEBUT

- Penn State debuted a pair of kickers in its season opener against App State.
- PK **Jake Pinegar** booted his first career field goal (32 yards) late in the second quarter.
- Pinegar was a perfect 6-for-6 on extra points. Penn State has made its last 149 extra points
- PK **Rafael Checa** made his first career appearance, averaging 60.2 yards per kickoff, including two touchbacks.

GILLIKIN 50/50

- P **Blake Gillikin's** 55-yard punt to the Appalachian State 19 was the 50th inside the 20 of his career.
- The punt was also the 29th of Gillikin's career of 50 or more yards.

GILLIKIN ON RAY GUY WATCH LIST

- Punter **Blake Gillikin** is again on the preseason watch list for the Ray Guy Award list for the nation's top punter.
- The Augusta Sports Council created the Ray Guy Award in 2000 to honor Thomson, Georgia native and College and Pro Football Hall of Fame inductee, Ray Guy. Among the statistics used to identify the winner is net punting average, number of times punt is downed or kicked out of bounds inside the opponents 20-yard line, total yardage punted, average returned yardage and percentage of punts not returned with particular emphasis placed on net punting average. The winner must display team leadership, self-discipline and have a positive impact on the team's success.
See Preseason Honors on Page 11

HAPPY VALLEY

HOME WINNING STREAKS

1.	29	1919-24
2.	24	1899-1906
3.	21	1970-74 ^
4.	18	1889-99
5.	17	1939-43
6.	15	1967-70 ^
	15	1915-17
	15	2016-present ^*
8.	14	1990-92 ^
	14	1985-87 ^

HOME UNBEATEN STREAKS

1.	49	1889-1907 (two ties)
2.	29	1919-24
3.	24	1899-1906
	24	1908-13 (one tie)
5.	22	1939-44 (one tie)
6.	21	1970-74 ^
7.	18	1889-99
8.	17	1939-43
9.	15	1967-70 ^
	15	1915-17
	15	2016-present ^*
12.	14	1990-92 ^
	14	1985-87 ^

^ - Beaver Stadium * - Big Ten Era

TOP 10 BEAVER STADIUM CROWDS

Rk.	Attend.	Date	Result
1.	110,823	Oct. 21, 2017	Penn State 42, Michigan 13
2.	110,753	Sept. 14, 2002	Penn State 40, Nebraska 7
3.	110,134	Oct. 27, 2007	Ohio State 37, Penn State 17
4.	110,078	Sept. 8, 2007	Penn State 31, Notre Dame 10
5.	110,033	Nov. 7, 2009	Ohio State 24, Penn State 7
6.	110,017	Oct. 18, 2008	Penn State 46, Michigan 17
7.	110,007	Oct. 14, 2006	Michigan 17, Penn State 10
8.	109,898	Sept. 9, 2017	Penn State 33, Pitt 14
9.	109,865	Nov. 5, 2005	Penn State 35, Wisconsin 14
10.	109,845	Nov. 22, 2008	Penn State 49, Michigan State 18

LARGEST CROWDS TO WATCH PENN STATE

Rk.	Attend.	Date	Opponent, Stadium
1.	113,085	Oct. 11, 2014	Michigan, Michigan Stadium
2.	111,502	Oct. 12, 2002	Michigan, Michigan Stadium
3.	111,310	Sept. 22, 2007	Michigan, Michigan Stadium
4.	111,249	Oct. 15, 2005	Michigan, Michigan Stadium
5.	111,019	Nov. 7, 1998	Michigan, Michigan Stadium
6.	110,823	Oct. 21, 2017	Michigan, Beaver Stadium
7.	110,803	Nov. 11, 2000	Michigan, Michigan Stadium
8.	110,753	Sept. 14, 2002	Nebraska, Beaver Stadium
9.	110,377	Oct. 24, 2009	Michigan, Michigan Stadium
10.	110,319	Sept. 24, 2016	Michigan, Michigan Stadium
11.	110,134	Oct. 27, 2007	Ohio State, Beaver Stadium
12.	110,078	Sept. 8, 2007	Notre Dame, Beaver Stadium
13.	110,033	Nov. 7, 2009	Ohio State, Beaver Stadium
14.	110,017	Oct. 18, 2008	Michigan, Beaver Stadium
15.	110,007	Oct. 14, 2006	Michigan, Beaver Stadium
16.	109,898	Sept. 9, 2017	Pitt, Beaver Stadium

FUTURE SCHEDULES

2019 Schedule

Aug. 31 IDAHO
 Sept. 7 BUFFALO
 Sept. 14 PITTSBURGH
 Sept. 21 Off
 Sept. 28 at Maryland*
 Oct. 5 PURDUE*
 Oct. 12 at Iowa*
 Oct. 19 MICHIGAN*
 Oct. 26 at Michigan State*
 Nov. 2 Off
 Nov. 9 at Minnesota*
 Nov. 16 INDIANA*
 Nov. 23 at Ohio State*
 Nov. 30 RUTGERS*
 Dec. 7 BIG Championship^

2021 Schedule

Sept. 4 at Wisconsin*
 Sept. 11 BALL STATE
 Sept. 18 AUBURN
 Sept. 25 VILLANOVA
 Oct. 2 Off
 Oct. 9 at Iowa*
 Oct. 16 ILLINOIS*
 Oct. 23 at Michigan State*
 Oct. 30 INDIANA*
 Nov. 6 at Maryland*
 Nov. 13 MICHIGAN*
 Nov. 20 at Ohio State*
 Nov. 27 RUTGERS*
 Dec. 4 BIG Championship^

2023 Schedule

Sept. 2 West Virginia
 Sept. 9 DELAWARE
 Sept. 16 at Illinois*
 Sept. 23 at Northwestern*
 Sept. 30 Open
 Oct. 7 Indiana*
 Oct. 14 at Michigan State*
 Oct. 21 at Ohio State*
 Oct. 28 IOWA*
 Nov. 4 MICHIGAN*
 Nov. 11 Open
 Nov. 18 RUTGERS*
 Nov. 25 at Maryland*
 Dec. 2 BIG Championship^
One non-conference game to be scheduled

2025 Schedule

Sept. 6 Virginia Tech
 Sept. 13 Open
 Sept. 20 Rutgers*
 Sept. 27 at Illinois*
 Oct. 4 Purdue*
 Oct. 11 Open
 Oct. 18 at Maryland*
 Oct. 25 at Minnesota*
 Nov. 1 Indiana*
 Nov. 8 Open
 Nov. 15 at Ohio State*
 Nov. 22 Michigan*
 Nov. 29 at Michigan State*
 Dec. 6 BIG Championship^
Two non-conference games to be scheduled

2020 Schedule

Sept. 5 NEVADA
 Sept. 12 at Virginia Tech
 Sept. 19 SAN JOSE STATE
 Sept. 26 NORTHWESTERN*
 Oct. 3 at Michigan*
 Oct. 10 Off
 Oct. 17 IOWA*
 Oct. 24 OHIO STATE*
 Oct. 31 at Indiana*
 Nov. 7 at Nebraska*
 Nov. 14 MICHIGAN STATE*
 Nov. 21 MARYLAND*
 Nov. 28 at Rutgers*
 Dec. 5 BIG Championship^

2022 Schedule

Sept. 3 at Purdue*
 Sept. 10 Open
 Sept. 17 at Auburn
 Sept. 24 CENTRAL MICHIGAN
 Oct. 1 OHIO STATE*
 Oct. 8 at Michigan*
 Oct. 15 ILLINOIS*
 Oct. 22 Open
 Oct. 29 MICHIGAN STATE*
 Nov. 5 at Indiana*
 Nov. 12 MARYLAND*
 Nov. 19 MINNESOTA*
 Nov. 26 at Rutgers*
 Dec. 3 BIG Championship^
One non-conference game to be scheduled

2024 Schedule

Aug. 31 at West Virginia
 Sept. 7 BOWLING GREEN
 Sept. 14 at Rutgers*
 Sept. 21 Open
 Sept. 28 Open
 Oct. 5 MARYLAND*
 Oct. 12 ILLINOIS*
 Oct. 19 at Wisconsin*
 Oct. 26 NEBRASKA*
 Nov. 2 Open
 Nov. 9 OHIO STATE*
 Nov. 16 at Michigan*
 Nov. 23 at Indiana*
 Nov. 30 MICHIGAN STATE*
 Dec. 7 BIG Championship^
One non-conference game to be scheduled

Future Non-Conference Games

Sept. 12, 2026 at Temple
 Sept. 11, 2027 DELAWARE
 Sept. 18, 2027 TEMPLE
 * Big Ten Game
 ^ Lucas Oil Stadium;
 Indianapolis
 & TBA

Schedule subject to change

SEASON NOTES

PENN STATE SEASON OPENERS

- The 2018 season marks the 132nd in Penn State history, with the Nittany Lions owning a record of 109-21-2 in opening games.
- The 2018 opener was the third of four consecutive season openers at home: Kent State (2016; W, 33-13), Akron (2017; W, 52-0), Appalachian State (2018; W, 45-38 OT) and Idaho (2019).
- The Lions have won 15 of their last 17 season openers and their last six consecutive.
- Penn State's longest streaks of winning their season openers are: 12 (1919-30), 11 (1893-1903), 10 (1973-82; 2002-11), 9 (1909-17) and 7 (1942-48).
- Penn State has only lost consecutive season openers three times in school history; 1964-65, 1989-90, 2000-01.
- The Nittany Lions went unbeaten from 1909-30, winning 20-of-21 season openers. They tied Wissahickon Barracks, 6-6, in 1918 and the streak was stopped by Waynesburg, a 7-0 setback, in 1931.

HOME OPENER HISTORY

- Penn State's all-time record in home openers is 118-13-1 and 50-9 in Beaver Stadium.
- Penn State has won 16 out of its last 17 home openers and its last six consecutive, defeating Appalachian State (2018; 45-38 OT) Akron in 2014 (21-3) and 2017 (52-0), Kent State (2016; 33-13), Buffalo (2015; 27-14), and Eastern Michigan (2013; 45-7).
- The attendance total of 105,232 for the 2018 opener against App State was the highest for a home opener since 106,577 watched Penn State topple Coastal Carolina in 2008.

SIX BOWL TEAMS HIGHLIGHT SCHEDULE

- The Nittany Lions will face six teams that participated in a bowl game during the 2017 campaign.
- Five of the six teams won their bowl games last season, including a pair of teams that won New Year's Six bowl games.
- Appalachian State shut out Toledo in the Dollar General Bowl (34-0), No. 5 Ohio State stymied No. 8 USC in the Goodyear Cotton Bowl (24-7), No. 16 Michigan State defeated No. 18 Washington State in the San Diego County Credit Union Holiday Bowl (42-17), Iowa downed Boston College in the New Era Pinstripe Bowl (27-20) and No. 6 Wisconsin topped No. 10 Miami (Fla.) in the Capital One Orange Bowl (34-24).
- Additionally, Michigan fell to South Carolina in the Outback Bowl (26-19). It was the only loss by a BIG team in the bowl season.

PENN STATE IN 26TH BIG TEN SEASON

- After 106 years as an independent in football, Penn State began play in the Big Ten Conference in 1993 and will play its 26th season in the conference.
- The Nittany Lions were outright Big Ten Champions in 1994 and 2016 and shared titles with Ohio State in 2005 and 2008.
- Penn State beat Oregon to win the 1995 Rose Bowl and played USC in the 2009 and 2017 Rose Bowls.
- Penn State won the 2006 Orange Bowl and finished the season ranked No. 3.

NITTANY LION POSITION CHANGES

- Among the Penn State players who will play new positions heading into the fall are: **Damion Barber** (DE to DT) **Joe DuMond** (LB to DE), **Dae'Lun Darien** (WR to LB), **Brailyn Franklin** (LB to DE), **Hunter Kelly** (OL to OL/DL), **Lamont Wade** (CB to S) and **Chris Welde** (RB to CB).

PENN STATE NUMBER CHANGES

- Three Nittany Lions are wearing new numbers in 2018: **Dae'Lun Darien** (41), **Donovan Johnson** (2) and **C.J. Thorpe** (69).

PENN STATE VS. BIG TEN

- Penn State has won 16 out of its last 18 games against Big Ten opponents.
- Penn State won 13 consecutive games against Big Ten opponents from 2016-17, breaking its record of 12 from 1993-94.
- Penn State owns a 208-101-3 mark against Big Ten Conference teams since the Nittany Lions first opposed Ohio State in 1912.
- The Nittany Lions began play as a member of the Big Ten Conference in 1993 and have a 126-75 mark.
- Penn State played 109 games vs. the current Big Ten alignment when either or both Penn State itself (prior to 1993) or the opponent (Nebraska prior to 2011; Maryland and Rutgers prior to 2014) was not yet a member of the Big Ten. The Nittany Lions went 80-26-3 in those games.

Opponent	Record	1st Meeting	Last Meeting
Illinois	18-5	1954	2015
Indiana	20-1	1993	2017
Iowa	15-12	1930	2017
Maryland	38-2-1	1917	2016
Michigan	8-13	1993	2017
Michigan State	15-16-1	1914	2017
Minnesota	9-5	1993	2016
Nebraska	8-9	1920	2013
Northwestern	14-5	1993	2017
Ohio State	14-19	1912	2017
Purdue	14-3-1	1951	2016
Rutgers	26-2	1918	2017
Wisconsin	9-9	1953	2016

FAMILY AFFAIR

- Penn Staters know that it is very common for generations of families to all attend Penn State. For a fortunate few, immediate family members are also able to follow in a brother, father or grandfather's footsteps on the Penn State football team.
- Four sons of Penn State lettermen are on the 2018 team.

Father (Letters)	Son (Class)
Chris Thorpe (1988)	C.J. Thorpe (R-Fr.)
Leonard Humphries (1989-91)	Isaiah Humphries (Fr.)
Brian Chizmar (1986-89)	Max Chizmar (R-Fr.)
Bruce Clark (1985-86)	Brandon Clark (Fr.)
- Including current team members **Kyle** and **Dan Vasey**, four pairs of brothers are currently represented.

Older (Letters/Class)	Younger (Class)
Billy Fessler (2017)	Henry Fessler (Fr.)
Kyle Vasey (Sr.)	Dan Vasey (R-Fr.)
Adam DeBoef (2017)	Collin DeBoef (Fr.)
Christian Kuntz (2012)	Zack Kuntz (Fr.)
- Sophomore QB **Michael Shuster** is the grandson of Dick Hoak (1958-60).

MICHIGAN STATE IS HOMECOMING FOE

- When the Penn State alumni return to Happy Valley for the 2018 Homecoming game, they will cheer their Nittany Lions on against Michigan State on Oct. 13.
- This is the fourth time Penn State will square off against Michigan State in a Homecoming game. The Nittany Lions lost to the Spartans in 1946 (19-16), tied them in 1948 (14-14) and lost in 1951 (32-21).
- Penn State owns a 71-22-5 record all-time on Homecoming, including wins in 11 of its last 13 games.

BLUE-WHITE

- The 2019 date has been set for the annual Blue-White Game, which is one of the highlights of the Penn State sports calendar.
- The Blue-White football game will be played Saturday, April 13, 2019 in Beaver Stadium. The intra-squad scrimmage is tentatively scheduled to kick in the early to mid-afternoon. The Nittany Lions concluded spring practice on April 21, with an estimated 71,000 fans attending the 2018 Blue-White Game, the nation's fourth-largest spring football crowd this year.
- The Blue-White Game is the university's unofficial annual spring reunion. The game has drawn more than 50,000 fans in 10 of the past 12 years, including six crowds above 70,000.
- More details will be announced after the 2018 season.

FIESTA BOWL CHAMPIONS

- Penn State defeated No. 11 Washington, 35-28, in the 2017 PlayStation Fiesta Bowl to win its seventh Fiesta Bowl trophy.
- Penn State has a 7-0 record in the Fiesta Bowl, ranking the Nittany Lions as the winningest team in the game's history in terms of overall wins and winning percentage.
- Penn State participated in the seventh (1977; Arizona State), 10th (1980; Ohio State), 11th (1982; USC), 16th (1987; Miami), 21st (1992; Tennessee), 26th (1997; Texas) and 47th (2017; Washington) editions of the game.
- Penn State's seven appearances in the Fiesta Bowl are the most of any bowl in program history.
- Only Ohio State (8) has appeared in the Fiesta Bowl more than Penn State, while Arizona State (5-1; lone loss to Penn State) and Nebraska (2-4) have six appearances.

ANOTHER NEW YEAR'S SIX BOWL

- **James Franklin** guided the Nittany Lions to a second-straight New Year's Six bowl appearance with a berth in the 2017 PlayStation Fiesta Bowl, following a bid to the 2017 Rose Bowl presented by Northwestern Mutual.
- It was the first time since 1985 (Orange) and 1986 (Fiesta) that the Nittany Lions played in New Year's Six bowls in back-to-back years.

COLLINS GOING INTO THE HALL

- Penn State national award winner and first-team All-America QB Kerry Collins has been elected to the College Football Hall of Fame as part of the 2018 class.
- Collins will be inducted to the Hall of Fame December 4, 2018 at the 61st National Football Foundation (NFF) Annual Awards Dinner in New York City. Collins and the other inductees will also be recognized at their respective collegiate institutions with NFF Hall of Fame On-Campus Salutes, presented by Fidelity Investments, during the fall.
- Collins is the 25th member of the Penn State football family to be elected to the College Hall of Fame.
- Linebacker Shane Conlan was the most recent player inductee in 2014, while former Nittany Lion player Bill Bowes was enshrined into the Hall of Fame as the University of New Hampshire head coach in 2016.
- Collins helped Penn State post a 40-9 record from 1991-94 and was instrumental in the Nittany Lions earning a 22-2 overall mark (14-2 conference) during their first two years in the Big Ten Conference, posting records of 10-2 in 1993 and 12-0 in 1994.
- The recipient of the 1994 Maxwell Award as the National Player of the Year, he helped the Nittany Lions win three New Year's Day bowl games: the 1992 Fiesta, 1994 Citrus and 1995 Rose Bowls.

COLLEGE HALL OF FAME NOMINEES

- First-team All-Americans Bobby Engram, Jeff Hartings and Steve Wisniewski have been selected as a part of the national ballot for the National Football Foundation's College Hall of Fame's Class of 2019.
- A total of 76 players and six coaches from FBS are on the 2019 ballot.
- The trio of standouts who were instrumental in helping Penn State post undefeated and championship seasons have an opportunity to join 19 former Nittany Lion players and five Penn State coaches who have been inducted into the Hall. Engram and Hartings are appearing on the ballot for the first time.
- Also on the ballot is former Nittany Lion student-athlete Glenn Killinger, who is among the candidates for the divisional coach Class of 2019. Killinger was inducted into the Hall of Fame as a player in 1966.
- Quarterback Kerry Collins will be inducted into the Hall of Fame in December, joining the likes of Shane Conlan, Curt Warner and Lydell Mitchell.
- The announcement of the 2019 Class will be made Monday, Jan. 7, 2019, in Santa Clara, California. The city is serving as the host for the CFP National Championship, which will be played later that day at Levi's Stadium.
- Engram helped Penn State to a 42-7 record during his career (1991, 1993-95), including a 19-5 record in Big Ten play. The recipient of the inaugural Biletnikoff Award in 1994 as the nation's top receiver, he helped Penn State to four bowl wins during his time in Happy Valley, including the 1995 Rose Bowl and 1992 Fiesta Bowl. In addition, Engram was selected as the MVP of the 1996 Outback Bowl and the 1993 Citrus Bowl (offensive MVP).
- Hartings excelled on the field and in the classroom for the Nittany Lions, claiming first-team CoSIDA Academic All-America honors and six first-team All-America accolades during his career. In 1995, he was an NFF Hall of Fame Scholar-Athlete team honoree and Rotary Lombardi Trophy semifinalist. The native of St. Henry, Ohio was the keystone of the offensive line that helped the 1994 offense break 14 school season records and seven Big Ten season marks.
- Wisniewski was a three-year starter at guard for the Nittany Lions who would go on to become an All-Pro lineman in the NFL. He was one of two sophomores to start on the 1986 National Championship team and he opened holes for two first-team All-America running backs, Blair Thomas (1987) and D.J. Dozier (1986). One of just four Penn State offensive linemen to earn a pair of first-team All-America honors, he was recognized in 1988 by the American Football Coaches (AFCA) and repeated All-America accolades from Sporting News. A 1988 team captain, Wisniewski is one of just two offensive linemen to earn Penn State's team MVP honor since its creation in 1978.

UPCOMING GAME THEMES

- Visit GoPSUsports.com or call 1-800-NITTANY for more information.

9/15 - BLUE BAND JAM; ALL-UNIVERSITY DAY; COMMUNITY HEROES RECOGNITION; SCOUT JAMBOREE (KENT STATE)

- The Penn State Blue Band and Penn State Athletics will host the Fifth Annual "Blue Band Jam" prior to the Kent State home game. A select number of high school bands will perform at the Bryce Jordan Center alongside the Blue Band prior to the game. The event is free and open to the public.
- The annual All-University Day promotion will include involvement of student representatives during halftime.
- All Community Heroes -- Police, Fire, and EMS Departments -- are eligible for a special ticket package.
- All Boy Scouts, Cub Scouts and Girl Scouts are invited to attend our annual Scout Celebration. Prior to the game, all Scouts are invited to attend the Nittany Jamboree at Medlar Field -- a pre-game fair with Scout-related activities.

9/29 - PENN STATE WHITE OUT (OHIO STATE)

- All fans are encouraged to sport white attire to ensure a Penn State White Out for the clash.
- A Nittany Lion fan favorite, the 2018 Official Penn State White Out T-shirt was again a joint project between Penn State University and Nike.

10/13 - HOMECOMING; VARSITY 'S' DAY; PENN STATE STRIPE OUT; FACULTY & STAFF DAY; CELEBRATE AGRICULTURE (MICHIGAN STATE)

- This year will be the Fourth Annual Stripe Out. Each section will be coordinated in either all blue or white clothing to create a stripe effect in Beaver Stadium.
- The game will be a student section White Out.
- The Alumni Blue Band will be featured as they join the Blue Band performance at halftime of the Homecoming clash with Michigan State. The Homecoming court will parade onto the field and the 2018-19 Guide Star Forward award winners will be announced during halftime. The annual Homecoming Parade will be held on campus and downtown State College on Friday night, October 12.
- The College of Agricultural Sciences will be celebrating the origins of Penn State as the Farmers High School of Pennsylvania by Celebrating Agriculture before and after the game.

10/27 - MILITARY APPRECIATION DAY; SEATS FOR SERVICEMEMBERS (IOWA)

- Penn State will honor the men and women who have bravely served our country by dedicating a game to them against Big Ten opponent Iowa.
- Fans are encouraged to purchase tickets to be donated to military members and their families through the "Seats for Servicemembers" program. ROTC elite, active duty, Wounded Warriors, and Veterans, and military families will be honored during the game.

11/10 - THON DAY (WISCONSIN)

- The Penn State student section ribbon will turn yellow to celebrate THON, the largest student-run philanthropy in the world.
- THON has raised more than \$147,000,000 in its history to benefit the Four Diamonds Fund.

11/24 - SENIOR DAY; PENN STATE PARENTS & FAMILIES TAILGATE; EDUCATOR APPRECIATION (MARYLAND)

- The Nittany Lion seniors will be introduced for the final time in front of the Beaver Stadium faithful.
- All Penn State parents and families are invited to Happy Valley to drop off their students after the Thanksgiving break and stay to attend the last home game of the year. All Penn State parents and families are eligible to purchase a special ticket package, which will include a pre-game tailgate inside Pegula Ice Arena.
- Educators across the state are eligible for a discounted ticket package to attend the game. To nominate an Educator from your hometown to be recognized as an Educator of the Year this season, for their dedication and service to your local community and school district, please visit GoPSUsports.com.

20 2018 PENN STATE FOOTBALL

DEPTH CHART

OFFENSE

Wide Receiver

84	Juwan Johnson	(6-4, 225, Sr./Jr.)
81	Cam Sullivan-Brown	(6-0, 188, So./Fr.)
86	Daniel George	(6-2, 220, Fr./Fr.)

Tight End

18	Jonathan Holland	(6-4, 252, Sr./Jr.) OR
80	Danny Dalton	(6-4, 247, Jr./So.)
87	Pat Freiermuth	(6-5, 258, Fr./Fr.)
83	Nick Bowers	(6-4, 260, Sr./Jr.)

Left Tackle

52	Ryan Bates	(6-4, 302, Sr./Jr.)
75	Des Holmes	(6-5, 322, So./Fr.)
53	Rasheed Walker	(6-6, 308, Fr./Fr.)

Left Guard

74	Steven Gonzalez	(6-4, 325, Sr./Jr.)
73	Mike Miranda	(6-3, 298, So./Fr.)
72	Bryce Effner	(6-5, 272, Fr./Fr.)

Center

62	Michal Menet	(6-4, 298, Jr./So.)
64	Zach Simpson	(6-3, 290, Sr./Jr.)
70	Juice Scruggs	(6-3, 278, Fr./Fr.)

Right Guard

66	Connor McGovern	(6-5, 323, Jr./Jr.)
69	C.J. Thorpe	(6-3, 328, So./Fr.)
79	Charlie Shuman	(6-8, 324, Gr./Sr.)

Right Tackle

77	Chasz Wright	(6-7, 353, Gr./Sr.) OR
71	Will Fries	(6-6, 306, Jr./So.)
51	Alex Gellerstedt	(6-6, 311, Jr./So.)

Wide Receiver

3	DeAndre Thompkins	(5-11, 188, Gr./Sr.)
10	Brandon Polk	(5-9, 179, Sr./Jr.)
85	Isaac Lutz	(5-11, 186, Jr./So.)

Wide Receiver

1	KJ Hamler	(5-9, 173, So./Fr.)
12	Mac Hippenhammer	(5-11, 177, So./Fr.)
5	Jahan Dotson	(5-11, 169, Fr./Fr.)

Quarterback

9	Trace McSorley	(6-0, 201, Gr./Sr.)
2	Tommy Stevens	(6-5, 240, Sr./Jr.)
14	Sean Clifford	(6-2, 219, So./Fr.)

Running Back

24	Miles Sanders	(5-11, 215, Jr./Jr.)
8	Mark Allen	(5-6, 184, Gr./Sr.) OR
4	Ricky Slade	(5-9, 198, Fr./Fr.)

Lion

2	Tommy Stevens	(6-5, 240, Sr./Jr.)
---	---------------	---------------------

DEFENSE

Defensive End

48	Shareef Miller	(6-5, 260, Sr./Jr.)
49	Daniel Joseph	(6-3, 253, Jr./So.)
46	Nick Tarburton	(6-3, 246, Fr./Fr.)

Defensive Tackle

30	Kevin Givens	(6-1, 285, Sr./Jr.)
53	Fred Hansard	(6-3, 316, So./Fr.)
42	Ellison Jordan	(6-0, 291, Jr./So.)

Defensive Tackle

54	Robert Windsor	(6-4, 295, Sr./Jr.)
55	Antonio Shelton	(6-2, 310, Jr./So.)
93	PJ Mustipher	(6-4, 300, Fr./Fr.)

Defensive End

99	Yetur Gross-Matos	(6-5, 259, So./So.)
18	Shaka Toney	(6-3, 241, Jr./So.)
46	Nick Tarburton	(6-3, 246, Fr./Fr.)

Outside Linebacker

7	Koa Farmer	(6-1, 230, Gr./Sr.)
11	Micah Parsons	(6-3, 240, Fr./Fr.)
33	Jake Cooper	(6-1, 234, Sr./Sr.)

Middle Linebacker

36	Jan Johnson	(6-2, 234, Gr./Jr.)
13	Ellis Brooks	(6-1, 235, So./Fr.)
40	Jesse Luketa	(6-3, 236, Fr./Fr.)

Outside Linebacker

6	Cam Brown	(6-5, 223, Jr./Jr.)
9	Jarvis Miller	(6-2, 223, Sr./Jr.)
41	Dae'Lun Darien	(6-4, 223, Jr./So.)

Cornerback

21	Amani Oruwareye	(6-1, 203, Gr./Sr.)
2	Donovan Johnson	(5-9, 182, So./Fr.)
14	Zech McPhearson	(5-11, 188, Jr./So.)

Safety

17	Garrett Taylor	(6-0, 203, Sr./Jr.)
38	Lamont Wade	(5-9, 194, So./So.)
26	Jonathan Sutherland	(5-11, 201, So./Fr.)

Safety

4	Nick Scott	(5-11, 200, Gr./Sr.)
23	Ayron Monroe	(5-11, 206, Sr./Jr.)
26	Jonathan Sutherland	(5-11, 201, So./Fr.)

Cornerback

29	John Reid	(5-10, 180, Sr./Jr.)
5	Tariq Castro-Fields	(6-0, 186, So./So.)
14	Zech McPhearson	(5-11, 188, Jr./So.)

Star

29	John Reid	(5-10, 180, Sr./Jr.)
2	Donovan Johnson	(5-9, 182, So./Fr.)
38	Lamont Wade	(5-9, 194, So./So.)

SPECIAL TEAMS

Punter

93	Blake Gillikin	(6-2, 192, Jr./Jr.)
49	Cade Pollard	(5-11, 207, Fr./Fr.)
95	Vlad Hilling	(5-10, 217, Fr./Fr.)

Kicker (Field Goal)

92	Jake Pinegar	(6-2, 197, Fr./Fr.)
99	Justin Tobin	(6-2, 191, Jr./So.)
95	Vlad Hilling	(5-10, 217, Fr./Fr.)

Kicker (Kickoff)

90	Rafael Checa	(6-2, 205, Fr./Fr.)
92	Jake Pinegar	(6-2, 197, Fr./Fr.)
95	Vlad Hilling	(5-10, 217, Fr./Fr.)

Holder

93	Blake Gillikin	(6-2, 192, Jr./Jr.)
15	Michael Shuster	(6-2, 209, Jr./So.)
36	Jan Johnson	(6-2, 234, Gr./Jr.)

Long Snapper

96	Kyle Vasey	(6-2, 231, 5th/Sr.)
91	Chris Stoll	(6-2, 257, So./Fr.)
94	Joe Calcagno	(6-0, 242, So./Fr.)

Kickoff Returners

1	KJ Hamler	(5-9, 173, So./Fr.)
32	Journey Brown	(5-11, 205, So./Fr.)
4	Ricky Slade	(5-9, 198, Fr./Fr.)

Punt Returners

3	DeAndre Thompkins	(5-11, 188, Gr./Sr.)
1	KJ Hamler	(5-9, 173, So./Fr.) OR
29	John Reid	(5-10, 180, Sr./Jr.)

PRONUNCIATIONS

Joe Calcagno	CAL-kag-no
Tariq Castro-Fields	TUH-reek Castro-Fields
Rafael Checa	ra-fye-ell check-uh
Dae'Lun Darien	DAY-lawn Darien
Jahan Dotson	JUH-han DOT-son
Brelin Faison-Walden	BREY-lynn FACE-in Walden
Koa Farmer	CO-uh Farmer
Pat Freiermuth	Pat fryer-muth
Will Fries	Will FRY-z
Yetur Gross-Matos	YEE-tore Gross-Mah-tose
Fred Hansard	Hann-SARD
Drew Hartlaub	Drew heart-lob
Aeneas Hawkins	ah-knee-iss HAWK-ins
Alex Hoenstine	Alex hoe-en-styne
Charlie Katshir	Charlie catch-sure
Zack Kuntz	Zack KOON-ts
Will Levis	Will lev-iss
Jesse Luketa	Jesse LUKE-ket-uh
Zech McPhearson	Zack McPhearson
Michael Menet	Michael men-NET
Ayron Monroe	AIR-en Monroe
Amani Oruwareye	UH-monn-E O-rue-waar-ee-A
Jayson Oweh	Jason Oh-way
Jake Pinegar	Jake pin-ah-grrr
Dan/Kyle Vasey	Dan/Kyle VAY-see
Chris Welde	Chris WELL-dee

Coaches

Phil Galiano	gail-lee-on-no
Ricky Rahne	Ricky Ronnie
JaJuan Seider	JAY-juan cider

ASSISTANT COACHES



Brent Pry
Defensive Coord./
LBs
Field



Ricky Rahne
Offensive Coord./
QBs
Booth



Phil Galiano
Special Teams Coord./
Asst. DL
Field



Tim Banks
Co-Def. Coord./
Safeties
Booth



Tyler Bowen
Tight Ends
Field



David Corley
Wide Receivers
Field



Matt Limegrover
Run Game Coord./
OL
Field



JaJuan Seider
Running Backs
Field



Terry M. Smith
Asst. Head Coach/
CBs
Field



Sean Spencer
Assoc. Head Coach/
Run Game Coord./DL
Field

NUMERICAL ROSTER (1-50)

NO.	NAME	POS.	CL./EL.	HT.	WT.	HIGH SCHOOL/COACH	HOMETOWN
1	Hamler, KJ	WR	So./Fr.	5-9	173	IMG Academy (Fla.)/Kevin Wright	Pontiac, Mich.
2	Humphries, Isaiah	S	Fr./Fr.	6-0	187	Sachse/Red Behrens	Rowlett, Texas
2	Johnson, Donovan	CB	So./Fr.	5-9	182	Cass Tech/Thomas Wilcher	Detroit, Mich.
2	Stevens, Tommy *	QB	Sr./Jr.	6-5	240	Decatur Central/Justin Dixon	Indianapolis, Ind.
3	Thompkins, DeAndre ***	WR	Gr./Sr.	5-11	188	Swansboro/Tim Laspada	Hubert, N.C.
4	Scott, Nick ***	S	Gr./Sr.	5-11	200	Fairfax/Kevin Simonds	Fairfax, Va.
4	Slade, Ricky	RB	Fr./Fr.	5-9	198	C.D. Hylton/Tony Lilly	Woodbridge, Va.
5	Castro-Fields, Tariq *	CB	So./ So.	6-0	186	Riverdale Baptist School/Caesar Nettles	Upper Marlboro, Md.
5	Dotson, Jahan	WR	Fr./Fr.	5-11	169	Nazareth Area/Tom Falzone	Nazareth, Pa.
6	Brown, Cam **	LB	Jr./Jr.	6-5	223	The Bullis School/Patrick Cilento	Burtonsville, Md.
6	Shorter, Justin	WR	Fr./Fr.	6-4	226	South Brunswick/Joe Goerge	Monmouth Junction, N.J.
7	Farmer, Koa ***	LB	Gr./Sr.	6-1	230	Notre Dame/Kevin Rooney	Lake View Terrace, Calif.
8	Allen, Mark *	RB	Gr./Sr.	5-6	184	DeMatha/Elijah Brooks	Hyattsville, Md.
9	McSorley, Trace ***	QB	Gr./Sr.	6-0	201	Briar Woods/Charlie Pierce	Ashburn, Va.
9	Miller, Jarvis **	LB	Sr./Jr.	6-2	223	Windsor Locks/Suffield/East Granby/Jason Qua	Suffield, Conn.
10	Polk, Brandon **	WR	Sr./Jr.	5-9	179	Briar Woods/Charlie Pierce	Ashburn, Va.
11	Parsons, Micah	LB	Fr./Fr.	6-3	240	Harrisburg/Calvin Everett	Harrisburg, Pa.
12	Hippenhammer, Mac	WR	So./Fr.	5-11	177	R. Nelson Snider/Kurt Tippmann	Fort Wayne, Ind.
13	Brooks, Ellis	LB	So./Fr.	6-1	233	Benedictine College Prep/Greg Lilly	Mechanicsville, Va.
13	Kline, Grayson	QB	Fr./Fr.	6-5	219	Warwick/Bob Locker	Sinking Spring, Pa.
14	Clifford, Sean	QB	So./Fr.	6-2	219	St. Xavier/Steve Specht	Cincinnati, Ohio
14	McPhearson, Zech *	CB	Jr./So.	5-11	188	Riverdale Baptist School/Caesar Nettles	Columbia, Md.
15	Shuster, Michael	QB	Jr./So.	6-2	209	Camp Hill/Frank Gay	Camp Hill, Pa.
16	Petrisen, John	S	Sr./Jr.	6-0	206	Pittsburgh Central Catholic/Terry Totten	Lower Burrell, Pa.
17	Levis, Will	QB	Fr./Fr.	6-3	226	Xavier/Andy Guyon	Madison, Conn.
17	Taylor, Garrett **	S	Sr./Jr.	6-0	203	St. Christopher's/Lance Clelland	Richmond, Va.
18	Holland, Jonathan **	TE/H	Sr./Jr.	6-4	252	The Bullis School/Patrick Cilento	Brandywine, Md.
18	Toney, Shaka *	DE	Jr./So.	6-3	241	Imhotep Charter/Albie Crosby	Philadelphia, Pa.
19	Gordon, Trent	CB	Fr./Fr.	5-11	184	Manvel/Kirk Martin	Spring, Texas
20	Butler, Jabari	CB	Sr./Jr.	5-11	186	Abilene Christian University/Ken Collums	Potomac, Md.
20	Thomas, Johnathan *	RB	Gr./Sr.	5-11	218	St. John's Prep/Jim O'Leary	Peabody, Mass.
21	Oruwariye, Amani ***	CB	Gr./Sr.	6-1	203	Gaither/Jason Stokes	Tampa, Fla.
23	Monroe, Ayron **	S	Sr./Jr.	5-11	206	St. John's College H.S./Joe Patterson	Largo, Md.
24	Brown, DJ	CB	So./Fr.	5-10	177	Creekside/Will Rogers	College Park, Ga.
24	Sanders, Miles **	RB	Jr./Jr.	5-11	215	Woodland Hills/George Novak	Pittsburgh, Pa.
25	Faison-Walden, Brelin	LB	So./Fr.	6-1	207	Grimsley/Darrel Brown	Greensboro, N.C.
26	Sutherland, Jonathan	S	So./Fr.	5-11	201	Episcopal (Va.)/Panos Voulgaris	Ottawa, Ont.
27	Hawkins, Aeneas	DT	Fr./Fr.	6-2	285	Moeller/John Rodenberg	Cincinnati, Ohio
27	Romano, Cody	S	Fr./Fr.	6-2	207	Blair Academy/Jim Saylor	Newton, N.J.
28	Oweh, Jayson	DE	Fr./Fr.	6-5	247	Blair Academy/Jim Saylor	Howell, N.J.
29	Fessler, Henry	WR	Fr./Fr.	5-10	170	Cathedral Prep/Mike Mischler	Erie, Pa.
29	Reid, John **	CB	Sr./Jr.	5-10	180	St. Joseph's Prep (Pa.)/Gabe Infante	Mount Laurel, N.J.
30	Givens, Kevin **	DT	Sr./Jr.	6-1	285	Altoona Area/John Franco	Altoona, Pa.
31	Welde, Christopher	CB	Sr./Jr.	5-7	170	Council Rock North/Adam Collachi	Newtown, Pa.
32	Brown, Journey	RB	So./Fr.	5-11	205	Meadville/Ray Collins	Meadville, Pa.
33	Cooper, Jake ***	LB	Sr./Sr.	6-1	234	Archbishop Wood/Steve Devlin	Doylestown, Pa.
33	Holmes, C.J.	RB	So./So.	6-0	215	Notre Dame/Brian Kelly	Hamden, Conn.
34	Simmons, Shane *	DE	Jr./So.	6-3	250	DeMatha/Elijah Brooks	Laurel, Md.
35	Neff, Justin	S	So./Fr.	6-1	193	Central Mountain/James Renninger	Mill Hall, Pa.
36	Johnson, Jan	LB	Gr./Jr.	6-2	234	Governor Mifflin/Dominic Vecchio	Mohnton, Pa.
37	Hartlaub, Drew	S	So./Fr.	5-11	179	South Western/Chris Heilman	Hanover, Pa.
38	Wade, Lamont *	S	So./So.	5-9	194	Clairton/Wayne Wade	Clairton, Pa.
39	Di Leo, Frank	LB	Sr./Jr.	5-9	225	Saint Ignatius College Prep/John O'Connor	Elmhurst, Ill.
40	Eury, Nick	RB	Jr./So.	5-9	204	Lake-Lehman/Jerry Gilsky	Shavertown, Pa.
40	Luketa, Jesse	LB	Fr./Fr.	6-3	236	Mercyhurst Prep (Pa.)/Jeff Root	Ottawa, Ont.
41	Arcangelo, Joe	TE/H	Sr./Jr.	6-4	259	Abington Heights/Joe Repshis	Clarks Summit, Pa.
41	Darien, Dae'Lun *	LB	Jr./So.	6-4	223	Dunbar/Lawrence Smith	Baltimore, Md.
42	Jordan, Ellison *	DT	Jr./So.	6-0	291	Gilman School/Biff Poggi	Upper Marlboro, Md.
45	DuMond, Joe	DE	Jr./So.	5-11	249	St. Joseph's Prep/Gabe Infante	Philadelphia, Pa.
45	Katshir, Charlie	LB	Fr./Fr.	6-3	220	Cumberland Valley/Michael Whitehead	Camp Hill, Pa.
46	Tarburton, Nick	DE	Fr./Fr.	6-3	246	Pennridge/Jeff Hollenbach	Green Lane, Pa.
48	Miller, Shareef **	DE	Sr./Jr.	6-5	260	George Washington/Ronald Cohen	Philadelphia, Pa.
49	Joseph, Daniel	DE	Jr./So.	6-3	253	Lake Forest Academy (Ill.)/Robin Bowkett	Brampton, Ont.
49	Pollard, Cade	P	Fr./Fr.	5-11	207	Samuel V. Boerne Champion/Keith Kaiser	Boerne, Texas
50	Chizmar, Max	LB	So./Fr.	6-2	222	Mars Area/Scott Heinauer	Mars, Pa.
50	Knutsson, Will	OL	Fr./Fr.	6-2	307	McDonogh School/Dom Damico	Fredericksburg, Va.

22 2018 PENN STATE FOOTBALL

NUMERICAL ROSTER (51-99)

NO.	NAME	POS.	CL./EL.	HT.	WT.	HIGH SCHOOL/COACH	HOMETOWN
51	Gellerstedt, Alex *	OL	Jr./So.	6-6	311	Dublin Coffman/Mark Crabtree	Dublin, Ohio
51	Vranic, Jason	LB	5th/Sr.	6-0	224	Erie C.C./Scott Pilkey	Wheatfield, N.Y.
52	Bates, Ryan **	OL	Sr./Jr.	6-4	302	Archbishop Wood/Steve Devlin	Warrington, Pa.
53	Hansard, Fred	DT	So./Fr.	6-3	316	The Hun School/Todd Smith	Burlington, N.J.
53	Walker, Rasheed	OL	Fr./Fr.	6-6	308	North Point/Tom Petre	Waldorf, Md.
54	Windsor, Robert **	DT	Sr./Jr.	6-4	295	Fond Du Lac/Mike Gnewuch	Fond Du Lac, Wis.
55	Shelton, Antonio	DT	Jr./So.	6-2	310	Westerville-North/Rodger Elander	Westerville, Ohio
58	Presta, Evan	DT	So./Fr.	6-3	279	Cathedral Prep/Mike Mischler	Erie, Pa.
62	Menet, Michal *	OL	Jr./So.	6-4	298	Exeter Township Senior/Matt Bauer	Birdsboro, Pa.
63	DeBoef, Collin	OL	Fr./Fr.	6-5	255	State College Area/Matt Lintal	State College, Pa.
64	Simpson, Zach **	OL	Sr./Jr.	6-3	290	Holidaysburg Area/Homer DeLattre	Holidaysburg, Pa.
66	McGovern, Connor **	OL	Jr./Jr.	6-5	323	Lake-Lehman/Jerry Gilsky	Larksville, Pa.
68	Kelly, Hunter	OL/DL	Jr./So.	6-2	305	Neshaminy/Steve Wilmot	Langhorne, Pa.
69	Thorpe, C.J.	OL	So./Fr.	6-3	328	Central Catholic/Terry Totten	Glenshaw, Pa.
70	Scruggs, Juice	OL	Fr./Fr.	6-3	278	Cathedral Prep (Pa.)/Michael Mischler	Ashtabula, Ohio
71	Fries, Will *	OL	Jr./So.	6-6	306	Cranford/Erik Rosenmeier	Cranford, N.J.
72	Effner, Bryce	OL	Fr./Fr.	6-5	272	Metea Valley/Ben Kleinhans	Aurora, Ill.
73	Miranda, Mike	OL	So./Fr.	6-3	298	Stow-Munroe Falls/Mark Nori	Stow, Ohio
74	Gonzalez, Steven **	OL	Sr./Jr.	6-4	325	Union City/Wil Valdez	Union City, N.J.
75	Holmes, Des	OL	So./Fr.	6-5	322	Cardinal O'Hara/BJ Hogan	Norristown, Pa.
76	Jenkins, Sterling	OL	Sr./Jr.	6-8	334	Baldwin/Pete Wagner	Pittsburgh, Pa.
77	Wright, Chasz ***	OL	Gr./Sr.	6-7	353	Milford Academy/Bill Chaplick	Woodbridge, Va.
79	Shuman, Charlie	OL	Gr./Sr.	6-8	324	Pittsford Sutherland/Keith Molinich	Pittsford, N.Y.
80	Dalton, Danny	TE/H	Jr./So.	6-4	247	Marshfield/Lou Silva	Marshfield, Mass.
80	Weller, Justin	WR	So./Fr.	6-0	192	Wilson/Doug Dahms	Sinking Spring, Pa.
81	Sullivan-Brown, Cam	WR	So./Fr.	6-0	188	Saint Vincent Pallotti/Ian Thomas	Bowie, Md.
82	Kuntz, Zack	TE/H	Fr./Fr.	6-7	235	Camp Hill/Tim Bigelow	Camp Hill, Pa.
82	Shoop, Tyler	WR	Sr./Jr.	5-11	183	Father Ryan/Bruce Lussier	Nashville, Tenn.
83	Bowers, Nick	TE/H	Sr./Jr.	6-4	260	Kittanning Senior/Frank Fabian	Kittanning, Pa.
83	Hoerstine, Alex	WR	So./Fr.	6-1	189	Central/Dave Baker	East Freedom, Pa.
84	Johnson, Juwan **	WR	Sr./Jr.	6-4	225	Glassboro/Mark Maccarone	Glassboro, N.J.
85	Lutz, Isaac	WR	Jr./So.	5-11	186	Berks Catholic/Rick Keeley	Reading, Pa.
86	George, Daniel	WR	Fr./Fr.	6-2	220	Oxon Hill/Craig Jefferies	Fort Washington, Md.
87	Freiermuth, Pat	TE/H	Fr./Fr.	6-5	258	Brooks School/Patrick Foley	Merrimac, Mass.
88	Chisena, Dan	WR	Sr./Jr.	6-3	208	Downingtown-East/Michael Matta	Downingtown, Pa.
88	Culpepper, Judge	DT	Fr./Fr.	6-4	282	H.B. Plant/Robert Weiner	Tampa, Fla.
89	Clark, Brandon	WR	Fr./Fr.	6-4	195	State College Area/Matt Lintal	State College, Pa.
89	Maxwell, Colton	WR	Jr./So.	6-0	185	Northampton/Mark Scisly	Northampton, Pa.
90	Barber, Damion	DT	So./Fr.	6-3	283	Harrisburg/Calvin Everett	Harrisburg, Pa.
90	Checa, Rafael	K	Fr./Fr.	6-2	205	St. John's College H.S./Joe Casamento	Chevy Chase, Md.
91	Stoll, Chris	SN	So./Fr.	6-2	257	St. Francis DeSales/Ryan Wiggins	Westerville, Ohio
92	Pinegar, Jake	K	Fr./Fr.	6-2	197	Ankeny Centennial/Jerry Pezzetti	Ankeny, Iowa
93	Gillikin, Blake **	P/K	Jr./Jr.	6-2	192	The Westminster Schools/Gerry Romberg	Smyrna, Ga.
93	Mustipher, PJ	DT	Fr./Fr.	6-4	300	McDonogh School/Dom Damico	Owings Mills, Md.
94	Calcagno, Joe	SN	So./Fr.	6-0	242	Fenwick/Gene Nudo	Elmhurst, Ill.
95	Dix, Donnell	DE	Sr./Sr.	5-10	226	Wicomico/Patrick McGlinchey	Salisbury, Md.
95	Hilling, Vlad	K	Fr./Fr.	5-10	217	Holidaysburg/Homer Delatre	Holidaysburg, Pa.
96	Aloni, Matt	SN	Fr./Fr.	6-1	247	Plainedge/Rob Shaver	Farmingdale, N.Y.
96	Vasey, Kyle *	SN	5th/Sr.	6-2	231	Wallenpaupack/Mark Watson	Lackawaxen, Pa.
97	Landis, Carson	K/P	So./Fr.	6-2	195	Emmaus/Harold Fairclough	Macungie, Pa.
98	Cahill, Kevin	SN	Fr./Fr.	6-3	212	Summit/Kevin Kostibos	Summit, N.J.
98	Vasey, Dan	DL/SN	So./Fr.	6-4	242	Wallenpaupack/Mark Watson	Lackawaxen, Pa.
99	Gross-Matos, Yetur *	DE	So./So.	6-5	259	Chancellor/Bob Oliver	Spotsylvania, Va.
99	Tobin, Justin	K	Jr./So.	6-2	191	Neshaminy/--	Langhorne, Pa.

* - Letters won

^ - 5th-year senior

ALPHABETICAL ROSTER (A-K)

NO.	NAME	POS.	CL./EL.	HT.	WT.	HIGH SCHOOL/COACH	HOMETOWN
8	Allen, Mark *	RB	Gr./Sr.	5-6	184	DeMatha/Elijah Brooks	Hyattsville, Md.
96	Aloni, Matt	SB	Fr./Fr.	6-1	247	Plainedge/Rob Shaver	Farmingdale, N.Y.
41	Arcangelo, Joe	TE/H	Sr./Jr.	6-4	259	Abington Heights/Joe Repshis	Clarks Summit, Pa.
90	Barber, Damion	DT	So./Fr.	6-3	283	Harrisburg/Calvin Everett	Harrisburg, Pa.
52	Bates, Ryan **	OL	Sr./Jr.	6-4	302	Archbishop Wood/Steve Devlin	Warrington, Pa.
83	Bowers, Nick	TE/H	Sr./Jr.	6-4	260	Kittanning Senior/Frank Fabian	Kittanning, Pa.
13	Brooks, Ellis	LB	So./Fr.	6-1	233	Benedictine College Prep/Greg Lilly	Mechanicsville, Va.
6	Brown, Cam **	LB	Jr./Jr.	6-5	223	The Bullis School/Patrick Cilento	Burtonsville, Md.
24	Brown, DJ	CB	So./Fr.	5-10	177	Creekside/Will Rogers	College Park, Ga.
32	Brown, Journey	RB	So./Fr.	5-11	205	Meadville/Ray Collins	Meadville, Pa.
20	Butler, Jabari	CB	Sr./Jr.	5-11	186	Abilene Christian University/Ken Collums	Potomac, Md.
98	Cahill, Kevin	SN	Fr./Fr.	6-3	212	Summit/Kevin Kostibos	Summit, N.J.
94	Calcagno, Joe	SN	So./Fr.	6-0	242	Fenwick/Gene Nudo	Elmhurst, Ill.
5	Castro-Fields, Tariq *	CB	So./So.	6-0	186	Riverdale Baptist School/Caesar Nettles	Upper Marlboro, Md.
90	Checa, Rafael	K	Fr./Fr.	6-2	205	St. John's College H.S./Joe Casamento	Chevy Chase, Md.
88	Chisena, Dan	WR	Sr./Jr.	6-3	208	Downingtown-East/Michael Matta	Downingtown, Pa.
50	Chizmar, Max	LB	So./Fr.	6-2	222	Mars Area/Scott Heinauer	Mars, Pa.
89	Clark, Brandon	WR	Fr./Fr.	6-4	195	State College Area/Matt Lintal	State College, Pa.
14	Clifford, Sean	QB	So./Fr.	6-2	219	St. Xavier/Steve Specht	Cincinnati, Ohio
33	Cooper, Jake ***	LB	Sr./Sr.	6-1	234	Archbishop Wood/Steve Devlin	Doylestown, Pa.
88	Culpepper, Judge	DT	Fr./Fr.	6-4	282	H.B. Plant/Robert Weiner	Tampa, Fla.
80	Dalton, Danny	TE/H	Jr./So.	6-4	247	Marshfield/Lou Silva	Marshfield, Mass.
41	Darien, Dae'Lun *	LB	Jr./So.	6-4	223	Dunbar/Lawrence Smith	Baltimore, Md.
63	DeBoef, Collin	OL	Fr./Fr.	6-5	255	State College Area/Matt Lintal	State College, Pa.
39	Di Leo, Frank	LB	Sr./Jr.	5-9	225	Saint Ignatius College Prep/John O'Connor	Elmhurst, Ill.
95	Dix, Donnell	DE	Sr./Sr.	5-10	226	Wicomico/Patrick McGlinchey	Salisbury, Md.
5	Dotson, Jahan	WR	Fr./Fr.	5-11	169	Nazareth Area/Tom Falzone	Nazareth, Pa.
45	DuMond, Joe	DE	Jr./So.	5-11	249	St. Joseph's Prep/Gabe Infante	Philadelphia, Pa.
72	Effner, Bryce	OL	Fr./Fr.	6-5	272	Metea Valley/Ben Kleinhans	Aurora, Ill.
40	Eury, Nick	RB	Jr./So.	5-9	204	Lake-Lehman/Jerry Gilsky	Shavertown, Pa.
25	Faison-Walden, Brelan	LB	So./Fr.	6-1	207	Grimsley/Darrel Brown	Greensboro, N.C.
7	Farmer, Koa ***	LB	Gr./Sr.	6-1	230	Notre Dame/Kevin Rooney	Lake View Terrace, Calif.
29	Fessler, Henry	WR	Fr./Fr.	5-10	170	Cathedral Prep/Mike Mischler	Erie, Pa.
87	Freiermuth, Pat	TE/H	Fr./Fr.	6-5	258	Brooks School/Patrick Foley	Merrimac, Mass.
71	Fries, Will *	OL	Jr./So.	6-6	306	Cranford/Erik Rosenmeier	Cranford, N.J.
51	Gellerstedt, Alex *	OL	Jr./So.	6-6	311	Dublin Coffman/Mark Crabtree	Dublin, Ohio
86	George, Daniel	WR	Fr./Fr.	6-2	220	Oxon Hill/Craig Jefferies	Fort Washington, Md.
93	Gillikin, Blake **	P/K	Jr./Jr.	6-2	192	The Westminster Schools/Gerry Romberg	Smyrna, Ga.
30	Givens, Kevin **	DT	Sr./Jr.	6-1	285	Altoona Area/John Franco	Altoona, Pa.
74	Gonzalez, Steven **	OL	Sr./Jr.	6-4	325	Union City/Wil Valdez	Union City, N.J.
19	Gordon, Trent	CB	Fr./Fr.	5-11	184	Manvel/Kirk Martin	Spring, Texas
99	Gross-Matos, Yetur *	DE	So./So.	6-5	259	Chancellor/Bob Oliver	Spotsylvania, Va.
1	Hamler, KJ	WR	So./Fr.	5-9	173	IMG Academy (Fla.)/Kevin Wright	Pontiac, Mich.
53	Hansard, Fred	DT	So./Fr.	6-3	316	The Hun School/Todd Smith	Burlington, N.J.
37	Hartlaub, Drew	S	So./Fr.	5-11	179	South Western/Chris Heilman	Hanover, Pa.
27	Hawkins, Aeneas	DT	Fr./Fr.	6-2	285	Moeller/John Rodenberg	Cincinnati, Ohio
95	Hilling, Vlad	K	Fr./Fr.	5-10	217	Holidaysburg/Homer Delatre	Holidaysburg, Pa.
12	Hippenhammer, Mac	WR	So./Fr.	5-11	177	R. Nelson Snider/Kurt Tippmann	Fort Wayne, Ind.
83	Hoenstine, Alex	WR	So./Fr.	6-1	189	Central/Dave Baker	East Freedom, Pa.
18	Holland, Jonathan **	TE/H	Sr./Jr.	6-4	252	The Bullis School/Patrick Cilento	Brandywine, Md.
33	Holmes, C.J.	RB	So./So.	6-0	215	Notre Dame/Brian Kelly	Hamden, Conn.
75	Holmes, Des	OL	So./Fr.	6-5	322	Cardinal O'Hara/BJ Hogan	Norristown, Pa.
2	Humphries, Isaiah	S	Fr./Fr.	6-0	187	Sachse/Red Behrens	Rowlett, Texas
76	Jenkins, Sterling	OL	Sr./Jr.	6-8	334	Baldwin/Pete Wagner	Pittsburgh, Pa.
2	Johnson, Donovan	CB	So./Fr.	5-9	182	Cass Tech/Thomas Wilcher	Detroit, Mich.
36	Johnson, Jan	LB	Gr./Jr.	6-2	234	Governor Mifflin/Dominic Vecchio	Mohnton, Pa.
84	Johnson, Juwan **	WR	Sr./Jr.	6-4	225	Glassboro/Mark Maccarone	Glassboro, N.J.
42	Jordan, Ellison *	DT	Jr./So.	6-0	291	Gilman School/Biff Poggi	Upper Marlboro, Md.
49	Joseph, Daniel	DE	Jr./So.	6-3	253	Lake Forest Academy (Ill.)/Robin Bowkett	Brampton, Ont.
45	Katshir, Charlie	LB	Fr./Fr.	6-3	220	Cumberland Valley/Michael Whitehead	Camp Hill, Pa.
68	Kelly, Hunter	OL/DL	Jr./So.	6-2	305	Neshaminy/Steve Wilmot	Langhorne, Pa.
13	Kline, Grayson	QB	Fr./Fr.	6-5	219	Warwick/Bob Locker	Sinking Spring, Pa.
50	Knutsson, Will	OL	Fr./Fr.	6-2	307	McDonogh School/Dom Damico	Fredericksburg, Va.
82	Kuntz, Zack	TE/H	Fr./Fr.	6-7	235	Camp Hill/Tim Bigelow	Camp Hill, Pa.

24 2018 PENN STATE FOOTBALL

ALPHABETICAL ROSTER (L-Z)

NO.	NAME	POS.	CL./EL.	HT.	WT.	HIGH SCHOOL/COACH	HOMETOWN
97	Landis, Carson	K/P	So./Fr.	6-2	195	Emmaus/Harold Fairclough	Macungie, Pa.
17	Levis, Will	QB	Fr./Fr.	6-3	226	Xavier/Andy Guyon	Madison, Conn.
40	Luketa, Jesse	LB	Fr./Fr.	6-3	236	Mercyhurst Prep (Pa.)/Jeff Root	Ottawa, Ont.
85	Lutz, Isaac	WR	Jr./So.	5-11	186	Berks Catholic/Rick Keeley	Reading, Pa.
89	Maxwell, Colton	WR	Jr./So.	6-0	185	Northampton/Mark Scisly	Northampton, Pa.
66	McGovern, Connor **	OL	Jr./Jr.	6-5	323	Lake-Lehman/Jerry Gilsky	Larksville, Pa.
14	McPhearson, Zech *	CB	Jr./So.	5-11	188	Riverdale Baptist School/Caesar Nettles	Columbia, Md.
9	McSorley, Trace ***	QB	Gr./Sr.	6-0	201	Briar Woods/Charlie Pierce	Ashburn, Va.
62	Menet, Michal *	OL	Jr./So.	6-4	298	Exeter Township Senior/Matt Bauer	Birdsboro, Pa.
9	Miller, Jarvis **	LB	Sr./Jr.	6-2	223	Windsor Locks/Suffield/East Granby/Jason Qua	Suffield, Conn.
48	Miller, Shareef **	DE	Sr./Jr.	6-5	260	George Washington/Ronald Cohen	Philadelphia, Pa.
73	Miranda, Mike	OL	So./Fr.	6-3	298	Stow-Munroe Falls/Mark Nori	Stow, Ohio
23	Monroe, Ayron **	S	Sr./Jr.	5-11	206	St. John's College H.S./Joe Patterson	Largo, Md.
93	Mustipher, PJ	DT	Fr./Fr.	6-4	300	McDonogh School/Dom Damico	Owings Mills, Md.
35	Neff, Justin	S	So./Fr.	6-1	193	Central Mountain/James Renninger	Mill Hall, Pa.
21	Oruwariye, Amani ***	CB	Gr./Sr.	6-1	203	Gaither/Jason Stokes	Tampa, Fla.
28	Oweh, Jayson	DE	Fr./Fr.	6-5	247	Blair Academy/Jim Saylor	Howell, N.J.
11	Parsons, Micah	LB	Fr./Fr.	6-3	240	Harrisburg/Calvin Everett	Harrisburg, Pa.
16	Petrishen, John	S	Sr./Jr.	6-0	206	Pittsburgh Central Catholic/Terry Totten	Lower Burrell, Pa.
92	Pinegar, Jake	K	Fr./Fr.	6-2	197	Ankeny Centennial/Jerry Pezzetti	Ankeny, Iowa
10	Polk, Brandon **	WR	Sr./Jr.	5-9	179	Briar Woods/Charlie Pierce	Ashburn, Va.
49	Pollard, Cade	P	Fr./Fr.	5-11	207	Samuel V. Boerne Champion/Keith Kaiser	Boerne, Texas
58	Presta, Evan	DT	So./Fr.	6-3	279	Cathedral Prep/Mike Mischler	Erie, Pa.
29	Reid, John **	CB	Sr./Jr.	5-10	180	St. Joseph's Prep (Pa.)/Gabe Infante	Mount Laurel, N.J.
27	Romano, Cody	S	Fr./Fr.	6-2	207	Blair Academy/Jim Saylor	Newton, N.J.
24	Sanders, Miles **	RB	Jr./Jr.	5-11	215	Woodland Hills/George Novak	Pittsburgh, Pa.
4	Scott, Nick ***	S	Gr./Sr.	5-11	200	Fairfax/Kevin Simonds	Fairfax, Va.
70	Scruggs, Juice	OL	Fr./Fr.	6-3	278	Cathedral Prep (Pa.)/Michael Mischler	Ashtabula, Ohio
55	Shelton, Antonio	DT	Jr./So.	6-2	310	Westerville-North/Rodger Elander	Westerville, Ohio
82	Shoop, Tyler	WR	Sr./Jr.	5-11	183	Father Ryan/Bruce Lussier	Nashville, Tenn.
6	Shorter, Justin	WR	Fr./Fr.	6-4	226	South Brunswick/Joe Goerge	Monmouth Junction, N.J.
79	Shuman, Charlie	OL	Gr./Sr.	6-8	324	Pittsford Sutherland/Keith Molinich	Pittsford, N.Y.
15	Shuster, Michael	QB	Jr./So.	6-2	209	Camp Hill/Frank Gay	Camp Hill, Pa.
34	Simmons, Shane *	DE	Jr./So.	6-3	250	DeMatha/Elijah Brooks	Laurel, Md.
64	Simpson, Zach **	OL	Sr./Jr.	6-3	290	Holidaysburg Area/Homer DeLattre	Holidaysburg, Pa.
4	Slade, Ricky	RB	Fr./Fr.	5-9	198	C.D. Hylton/Tony Lilly	Woodbridge, Va.
2	Stevens, Tommy *	QB	Sr./Jr.	6-5	240	Decatur Central/Justin Dixon	Indianapolis, Ind.
91	Stoll, Chris	SN	So./Fr.	6-2	257	St. Francis DeSales/Ryan Wiggins	Westerville, Ohio
81	Sullivan-Brown, Cam	WR	So./Fr.	6-0	188	Saint Vincent Pallotti/Ian Thomas	Bowie, Md.
26	Sutherland, Jonathan	S	So./Fr.	5-11	201	Episcopal (Va.)/Panos Voulgaris	Ottawa, Ont.
46	Tarburton, Nick	DE	Fr./Fr.	6-3	246	Pennridge/Jeff Hollenbach	Green Lane, Pa.
17	Taylor, Garrett **	S	Sr./Jr.	6-0	203	St. Christopher's/Lance Clelland	Richmond, Va.
20	Thomas, Johnathan *	RB	Gr./Sr.	5-11	218	St. John's Prep/Jim O'Leary	Peabody, Mass.
3	Thompkins, DeAndre ***	WR	Gr./Sr.	5-11	188	Swansboro/Tim Laspada	Hubert, N.C.
69	Thorpe, C.J.	OL	So./Fr.	6-3	328	Central Catholic/Terry Totten	Glenshaw, Pa.
99	Tobin, Justin	K	Jr./So.	6-2	191	Neshaminy/--	Langhorne, Pa.
18	Toney, Shaka *	DE	Jr./So.	6-3	241	Imhotep Charter/Albie Crosby	Philadelphia, Pa.
98	Vasey, Dan	DL/SN	So./Fr.	6-4	242	Wallenpaupack/Mark Watson	Lackawaxen, Pa.
96	Vasey, Kyle *	SN	5th/Sr.	6-2	231	Wallenpaupack/Mark Watson	Lackawaxen, Pa.
51	Vranic, Jason	LB	5th/Sr.	6-0	224	Erie C.C./Scott Pilkey	Wheatfield, N.Y.
38	Wade, Lamont *	S	So./So.	5-9	194	Clairton/Wayne Wade	Clairton, Pa.
53	Walker, Rasheed	OL	Fr./Fr.	6-6	308	North Point/Tom Petre	Waldorf, Md.
31	Welde, Christopher	CB	Sr./Jr.	5-7	170	Council Rock North/Adam Collachi	Newtown, Pa.
80	Weller, Justin	WR	So./Fr.	6-0	192	Wilson/Doug Dahms	Sinking Spring, Pa.
54	Windsor, Robert **	DT	Sr./Jr.	6-4	295	Fond Du Lac/Mike Gnewuch	Fond Du Lac, Wis.
77	Wright, Chasz ***	OL	Gr./Sr.	6-7	353	Milford Academy/Bill Chaplick	Woodbridge, Va.

* - Letters won

^ - 5th-year senior

RECORD WATCH

RUSHING

RUSHING YARDAGE, CAREER

1.	3932	Evan Royster	2007-10
2.	3843	Saquon Barkley	2015-17
...			
36.	1166	Aaron Harris	1996-99
37.	1156	Stephen Pitts	1992-95
38.	1130	Mike Guman	1976-79
39.	1103	Tony Mumford	1981-84
40.	1098	Tim Manoa	1983-86
41.	1095	Bob Torrey	1976-78
42.	1060	Duane Taylor	1973-77
43.	1058	Woody Petchel	1973-75
--	952	Trace McSorley	2015-pres.
--	466	Miles Sanders	2016-pres.
--	388	Tommy Stevens	2016-pres.

RUSHING TOUCHDOWNS, CAREER

1.	43	Saquon Barkley	2015-17
2.	38	Lydell Mitchell	1969-71
3.	36	Curtis Enis	1995-97
4.	34	Ki-Jana Carter	1992-94
5.	30	Charlie Pittman	1967-69
6.	29	John Cappelletti	1972-73
29	29	Richie Anderson	1989-92
	29	Evan Royster	2007-10
9.	26	Matt Suhey	1976-79
26	26	Larry Johnson	1999-2002
11.	25	D.J. Dozier	1983-86
25	25	Tony Hunt	2003-06
13.	24	Franco Harris	1969-71
24	24	Curt Warner	1979-82
15.	23	Lenny Moore	1953-55
16.	22	Daryll Clark, QB	2005-09
17.	21	Blair Thomas	1985-87, 89
21	21	Zach Zwinak	2011-14
19.	20	Booker Moore	1977-80
20	20	Michael Robinson, QB	2002-05
20		Trace McSorley, QB	2015-pres.

RUSHING TOUCHDOWNS, SEASON

1.	26	Lydell Mitchell	1971
2.	23	Ki-Jana Carter	1994
3.	20	Larry Johnson	2002
4.	19	Curtis Enis	1997
5.	18	Richie Anderson	1992
18	18	Saquon Barkley	2016
18	18	Saquon Barkley	2017
8.	17	John Cappelletti	1973
14	14	Charlie Pittman	1968
10.	13	Bill McCleary	1907
13	13	Harry Robb	1917
13	13	Curtis Enis	1996
13.	12	John Cappelletti	1972
12	12	Evan Royster	2008
12	12	Zach Zwinak	2013
16.	11	Lenny Moore	1954
11	11	Blair Thomas	1987
11	11	Michael Robinson, QB	2005
11	11	Tony Hunt	2006
11	11	Trace McSorley, QB	2017

RUSHING YARDAGE, CAREER (QB)

1.	1637	Michael Robinson	2002-05
2.	952	Trace McSorley	2015-pres.
3.	670	Rashard Casey	1997-2000
4.	667	John Hufnagel	1970-72
5.	625	Richie Lucas	1957-59
6.	619	Daryll Clark	2006-09
7.	584	Zack Mills	2001-04
8.	388	Tommy Stevens	2016-pres.
9.	319	Pete Liske	1961-63
10.	318	Galen Hall	1959-61
11.	284	Dick Hoak	1960*
12.	262	Tom Sherman	1965-67
13.	239	Jack White	1694-66
14.	131	Tony Sacca	1988-91
15.	129	Doug Strang	1981-84

* - Hoak was a running back in 1958-59

RUSHING YARDAGE, SEASON (QB)

1.	806	Michael Robinson	2005
2.	491	Trace McSorley	2017
3.	396	Michael Robinson	2003
4.	365	Trace McSorley	2016
5.	346	John Hufnagel	1971
6.	325	Richie Lucas	1959
7.	315	Rashard Casey	2000
8.	290	Rashard Casey	1999
9.	284	Dick Hoak	1960
10.	282	Daryll Clark	2008
11.	263	Michael Robinson	2002
12.	255	Pete Liske	1962
13.	234	Richie Lucas	1958
14.	211	Daryll Clark	2009
15.	201	Zack Mills	2002
16.	198	Tommy Stevens	2016
17.	190	Tommy Stevens	2017
18.	187	Zack Mills	2001
19.	179	Doug Strang	1984
20.	172	Michael Robinson	2004

RUSHING YARDAGE, GAME (QB)

1.	250	Eugene "Shorty" Miller	1913 Carnegie Tech
2.	156	Chuck Peters	1938 Syracuse
3.	138	Zack Mills	2001 Ohio State
4.	125	Michael Robinson	2005 Wisconsin
5.	122	Steve Rollins	1938 Syracuse
6.	113	Tony Sacca	1990 Pittsburgh
113		Tommy Stevens	2017 Maryland
8.	112	Michael Robinson	2005 Minnesota
9.	105	Chuck Peters	1940 Lehigh
10.	102	Chuck Peters	1939 Pittsburgh

RUSHING TOUCHDOWNS, CAREER (QB)

1.	22	Daryll Clark	2007-09
2.	20	Michael Robinson	2002-05
20		Trace McSorley	2015-pres.
4.	13	John Hufnagel	1970-72
5.	11	Zack Mills	2001-04
6.	10	Todd Blackledge	1980-82
10	10	Rashard Casey	1997-2000
8.	8	Doug Strang	1981-84
9.	7	Matt McGloin	2009-12
7	7	John Shaffer	1983-86
--	6	Tommy Stevens	2015-pres.

PASSING

PASSING YARDS, CAREER

1.	8457	Christian Hackenberg	2013-15
2.	7598	Trace McSorley	2015-pres.
3.	7212	Zack Mills	2001-04
4.	6390	Matt McGloin	2009-12
5.	5869	Tony Sacca	1988-91
6.	5742	Daryll Clark	2006-09
7.	5382	Chuck Fusina	1975-78
8.	5304	Kerry Collins	1991-94
9.	5275	Anthony Morelli	2004-07
10.	4812	Todd Blackledge	1980-82

PASSING YARDS, SEASON

1.	3614	Trace McSorley	2016
2.	3570	Trace McSorley	2017
3.	3271	Matt McGloin	2012
4.	3003	Daryll Clark	2009
5.	2977	Christian Hackenberg	2014
6.	2955	Christian Hackenberg	2013
7.	2679	Kerry Collins	1994
8.	2651	Anthony Morelli	2007
9.	2592	Daryll Clark	2008
10.	2525	Christian Hackenberg	2015

PASSING YARDAGE, GAME

1.	454	Christian Hackenberg vs. UCF	2014
2.	399	Zack Mills vs. Iowa	2002
3.	395	Matt McGloin vs. Indiana	2012
4.	384	Trace McSorley vs. Wisconsin	2016
5.	381	Trace McSorley at Michigan State	2017
6.	379	Michael Robinson vs. Wisconsin	2003
7.	376	Trace McSorley vs. Michigan State	2016
8.	371	Christian Hackenberg vs. Boston Coll.	2014
9.	366	Mike McQueary vs. Pittsburgh	1997
10.	358	Todd Blackledge at Miami (Fla.)	1981
11.	353	Daryll Clark vs. Akron	2009
12.	352	Kerry Collins at Michigan State	1993
13.	342	Trace McSorley vs. Washington	2017
14.	341	Daryll Clark vs. Michigan State	2008
15.	340	Christian Hackenberg at Indiana	2013
16.	339	Christian Hackenberg at Wisconsin	2013
17.	335	Trace McSorley vs. Minnesota	2016
18.	332	Trace McSorley at Pitt	2016
	332	Trace McSorley at Indiana	2016
20.	328	Kerry Collins vs. Rutgers	1994
21.	327	Matt McGloin vs. Ohio State	2012
22.	325	Trace McSorley vs. Nebraska	2017
23.	321	Matt McGloin at Purdue	2012
24.	319	Christian Hackenberg vs. Akron	2014
25.	318	Matt McGloin vs. Temple	2012
26.	317	Kerry Collins at BYU	1992
27.	315	Chuck Fusina at NC State	1977
315	315	Matt McGloin vs. Indiana	2010
315	315	Christian Hackenberg vs. Maryland	2015
	315	Trace McSorley vs. Indiana	2017
31.	312	Matt McGloin vs. Michigan State	2010
32.	311	Christian Hackenberg vs. E. Michigan	2013
33.	310	Daryll Clark at Michigan State	2009
34.	309	Christian Hackenberg at Rutgers	2014
	309	Trace McSorley vs. Georgia State	2017
36.	305	Christian Hackenberg vs. Michigan	2013
37.	303	John Sacca at Rutgers	1992
38.	302	Rashard Casey vs. Iowa	2000
39.	300	Kerry Collins at Illinois	1994

LONGEST PASS PLAYS

1.	92	Bob Higgins from Bill Hess at Pitt	1919
2.	86	Jim Scott from Steve Joachim at Navy	1971
3.	85	Saquon Barkley from Trace McSorley vs. Georgia State	2017
4.	82	Eric Hamilton from Matt Knizner vs. Pitt	1986
5.	82	Freddie Scott from Kerry Collins vs. Rutgers	1994
6.	80	Paul Johnson from Tom Sherman at Maryland	1967
80	80	Dean DiMidio from Doug Strang vs. Alabama	1983
80	80	Stephon Green from Pat Devlin vs. Michigan	2008
80	80	Derek Moyer from Rob Bolden vs. Illinois	2010
80	80	Irvin Charles from Trace McSorley vs. Minnesota	2016

300-YARD PASSING GAMES, CAREER

1.	10	Trace McSorley	2015-pres.
2.	9	Christian Hackenberg	2013-15
3.	6	Matt McGloin	2009-12
4.	4	Kerry Collins	1991-94
5.	3	Daryll Clark	2006-09

300-YARD PASSING GAMES, SEASON

1.	5	Trace McSorley	2016
	5	Trace McSorley	2017
3.	4	Matt McGloin	2012
4	4	Christian Hackenberg	2013
4	4	Christian Hackenberg	2014
5.	2	Kerry Collins	1994
2	2	Daryll Clark	2009

200-YARD PASSING GAMES, CAREER

1.	23	Trace McSorley	2015-pres.
2.	21	Christian Hackenberg	2013-15
3.	18	Matt McGloin	2009-12
4.	16	Kerry Collins	1991-94
16	16	Zack Mills	2001-04
5.	14	Daryll Clark	2006-09
6.	11	Chuck Fusina	1975-78
11	11	Tony Sacca	1988-91
11	11	Anthony Morelli	2004-07
9.	9	Todd Blackledge	1980-82
9	9	Wally Richardson	1992, 94-96

200-YARD PASSING GAMES, SEASON

1.	11	Matt McGloin	2012
	11	Trace McSorley	2016
	11	Trace McSorley	2016
3.	10	Kerry Collins	1994
4.	9	Christian Hackenberg	2013
5.	8	Daryll Clark	2009
6.	7	Todd Blackledge	1982
7	7	Michael Robinson	2005
8.	6	Wally Richardson	1995
6	6	Mike McQueary	1997

PASS COMPLETIONS, CAREER

1.	693	Christian Hackenberg	2013-15
2.	606	Zack Mills	2001-04
3.	548	Trace McSorley	2015-pres.
4.	513	Matt McGloin	2009-12
5.	460	Anthony Morelli	2004-07
6.	444	Daryll Clark	2006-09
7.	401	Tony Sacca	1988-91
8.	378	Wally Richardson	1992, 94-96
9.	371	Chuck Fusina	1975-78
10.	370	Kerry Collins	1991-94

PASS COMPLETIONS, SEASON

1.	284	Trace McSorley	2017
2.	270	Matt McGloin	2012
	270	Christian Hackenberg	2014
4.	234	Anthony Morelli	2007
5.	232	Daryll Clark	2009
6.	231	Christian Hackenberg	2013
7.	224	Trace McSorley	2016
8.	208	Anthony Morelli	2006
9.	193	Wally Richardson	1995
10.	192	Daryll Clark	2008
192	192	Christian Hackenberg	2015

PASS COMPLETIONS, GAME

1.	35	Matt McGloin vs. Northwestern	2012
2.	34	Christian Hackenberg vs. Boston Coll.	2014
3.	33	Wally Richardson vs. Wisconsin	1995
4.	32	Christian Hackenberg vs. UCF	2014
	32	Trace McSorley vs. Washington	2017
6.	31	Christian Hackenberg vs. Ohio State	2014
	31	Trace McSorley at Iowa	2017
8.	30	Christian Hackenberg at Indiana	2013
9.	29	Zack Mills vs. Purdue	2004
29	29	Daryll Clark vs. Akron	2009

PASS ATTEMPTS, CAREER

1.	1235	Christian Hackenberg	2013-15
2.	1082	Zack Mills	2001-04
3.	894	Matt McGloin	2009-12
4.	889	Trace McSorley	2015-pres.
5.	824	Tony Sacca	1988-91
6.	821	Anthony Morelli	2004-07
7.	814	Zack Mills	2001-04
8.	738	Daryll Clark	2006-09
9.	692	Wally Richardson	1992, 94-96
10.	665	Chuck Fusina	1975-78

PASS ATTEMPTS, SEASON

1.	484	Christian Hackenberg	2014
2.	446	Matt McGloin	2012
3.	427	Trace McSorley	2017
4.	402	Anthony Morelli	2007
5.	392	Christian Hackenberg	2013
6.	387	Trace McSorley	2016
7.	386	Anthony Morelli	2006
8.	381	Daryll Clark	2009
9.	359	Christian Hackenberg	2015
10.	335	Wally Richardson	1995

26 2018 PENN STATE FOOTBALL

RECORD WATCH

PASS ATTEMPTS, GAME

1.	55	Christian Hackenberg at Indiana	2013
2.	54	Kerry Collins at BYU	1992
3.	51	Rashard Casey vs. Iowa	2000
51		Matt McGloin vs. Northwestern	2012
5.	50	Christian Hackenberg vs. Boston Coll.	2014
6.	49	Zack Mills vs. Purdue	2004
49		Christian Hackenberg vs. Ohio State	2014
8.	48	Wally Richardson vs. Wisconsin	1995
48		Matt McGloin vs. Ohio	2012
48		Trace McSorley at Iowa	2017
11.	47	Christian Hackenberg vs. UCF	2014
47		Trace McSorley at Michigan State	2017

PASSING TOUCHDOWNS, CAREER

1.	60	Trace McSorley	2015-pres.
2.	48	Christian Hackenberg	2013-15
3.	46	Matt McGloin	2009-12
4.	43	Daryll Clark	2006-09
5.	41	Todd Blackledge	1980-82
41		Tony Sacca	1988-91
41		Zack Mills	2001-04
8.	39	Kerry Collins	1991-94
9.	37	Chuck Fusina	1975-78
10.	31	Anthony Morelli	2004-07

PASSING TOUCHDOWNS, SEASON

1.	29	Trace McSorley	2016
2.	28	Trace McSorley	2017
3.	24	Daryll Clark	2009
24		Matt McGloin	2012
5.	22	Todd Blackledge	1982
6.	21	Tony Sacca	1991
21		Kerry Collins	1994
8.	20	Christian Hackenberg	2013
9.	19	Doug Strang	1983
19		Anthony Morelli	2007
19		Daryll Clark	2008

PASSING TOUCHDOWNS, GAME

1.	5	Tony Sacca vs. Georgia Tech	1991
5		Rashard Casey vs. La. Tech	2000
3.	4	Tom Sherman vs. Pittsburgh	1967
4		Chuck Fusina vs. Syracuse	1978
4		Todd Blackledge vs. Temple	1982
4		Todd Blackledge vs. Maryland	1982
4		Todd Blackledge vs. Rutgers	1982
4		John Sacca vs. Minnesota	1993
4		Kerry Collins vs. Rutgers	1993
4		Wally Richardson vs. Auburn	1995
4		Zack Mills vs. Iowa	2002
4		Michael Robinson at Illinois	2005
4		Anthony Morelli vs. Buffalo	2007
4		Daryll Clark vs. Michigan State	2008
4		Matt McGloin vs. Northwestern	2010
4		Matt McGloin vs. Navy	2012
4		Matt McGloin vs. Indiana	2012
4		Christian Hackenberg at Wisconsin	2013
4		Christian Hackenberg vs. Boston Coll.	2014
4		Trace McSorley vs. Michigan State	2016
4		Trace McSorley vs. Wisconsin	2016
4		Trace McSorley vs. USC	2016
4		Trace McSorley vs. Georgia State	2017

PASSING TD PERCENTAGE, CAREER

1.	9.14	Elwood Petchel	1946-48
2.	7.67	Tom Shuman	1972-74
3.	7.17	Mike McQueary	1994-97
4.	6.76	Galen Hall	1959-61
6.76		Pete Liske	1961-63
6.	6.74	Trace McSorley	2015-pres.
7.	6.48	John Sacca	1992-93
8.	6.37	John Hufnagel	1970-72
9.	6.23	Todd Blackledge	1980-82
10.	5.94	Kerry Collins	1991-94

PASSING TD PERCENTAGE, SEASON

1.	8.08	Tom Shuman	1973
2.	7.95	Kerry Collins	1994
3.	7.85	Kevin Thompson	1999
4.	7.53	Todd Blackledge	1982
5.	7.49	Trace McSorley	2016
6.	7.41	Pete Liske	1962
7.	7.35	John Hufnagel	1971
8.	7.34	Doug Strang	1983
9.	7.19	Tony Sacca	1991
10.	6.94	John Hufnagel	1972

COMPLETION PERCENTAGE, CAREER

(Min. 200 Attempts)

1.	.617 (549-890)	Trace McSorley	2015-pres.
2.	.602 (444-738)	Daryll Clark	2006-09
3.	.574 (513-894)	Matt McGloin	2009-12
4.	.563 (370-657)	Kerry Collins	1991-94
5.	.561 (693-1235)	Christian Hackenberg	2013-14
6.	.560 (606-1082)	Zack Mills	2001-04
7.	.560 (460-821)	Anthony Morelli	2004-07
8.	.559 (371-664)	Chuck Fusina	1975-78
9.	.557 (171-307)	Mike McQueary	1995-97
10.	.551 (225-408)	John Hufnagel	1970-72

COMPLETION PERCENTAGE, SEASON

(Min. 100 Attempts)

1.	.667 (176-264)	Kerry Collins	1994
2.	.665 (224-387)	Trace McSorley	2017
3.	.632 (86-136)	John Hufnagel	1971
4.	.609 (192-321)	Daryll Clark	2009
5.	.605 (270-446)	Matt McGloin	2012
6.	.598 (192-321)	Daryll Clark	2008
7.	.589 (231-392)	Christian Hackenberg	2013
8.	.582 (234-402)	Anthony Morelli	2007
9.	.580 (112-193)	Rob Bolden	2010
10.	.579 (224-387)	Trace McSorley	2016

YARDS PER PASS ATTEMPT, CAREER

1.	8.9	Mike McQueary	1994-97
2.	8.7	John Hufnagel	1970-72
3.	8.5	Trace McSorley	2015-pres.
4.	8.1	Chuck Fusina	1975-78
8.1		Kerry Collins	1991-94
6.	7.9	Tom Shuman	1972-74
7.	7.8	Daryll Clark	2006-09
8.	7.5	Kevin Thompson	1996-99
9.	7.5	Tom Sherman	1965-67
10.	7.3	Todd Blackledge	1980-82

YARDS PER PASS ATTEMPT, SEASON

(Min. 100 attempts)

1.	10.1	Kerry Collins	1994
2.	9.4	John Hufnagel	1972
3.	9.3	Trace McSorley	2016
4.	9.0	Chuck Fusina	1977
5.	8.7	John Hufnagel	1971
8.7		Mike McQueary	1997
7.	8.5	Tom Shuman	1973
8.5		Tony Sacca	1991
9.	8.4	Trace McSorley	2017
10.	8.1	Daryll Clark	2008

YARDS PER COMPLETION, CAREER

(Min. 200 attempts)

1.	16.0	Mike McQueary	1995-97
3.	15.9	Tom Sherman	1965-67
2.	15.8	John Hufnagel	1970-72
4.	15.4	Tom Shuman	1972-74
5.	14.7	Doug Strang	1981-84
6.	14.6	Tony Sacca	1988-91
7.	14.5	Chuck Fusina	1975-78
8.	14.3	Kerry Collins	1991-94
9.	14.2	Michael Robinson	2002-05
10.	14.2	Tom Bill	1987-90
11.	14.1	Todd Blackledge	1980-82
12.	14.1	Kevin Thompson	1996-99
13.	13.9	John Sacca	1991-93
14.	13.8	Trace McSorley	2015-pres.
15.	13.7	Chuck Burkhart	1967-69

YARDS PER COMPLETION, SEASON

(Min. 100 attempts)

1.	17.7	John Hufnagel	1972
2.	16.6	Tom Shuman	1973
3.	16.1	Trace McSorley	2016
4.	15.6	Chuck Fusina	1977
5.	15.5	Tom Sherman	1967
6.	15.3	Tony Sacca	1990
7.	15.2	Kerry Collins	1994
15.2		Tony Sacca	1988
9.	15.1	Mike McQueary	1997
10.	15.0	Todd Blackledge	1981

PASSING EFFICIENCY, CAREER

(Min. 200 attempts)

1.	151.6	Trace McSorley	2015-pres.
2.	145.6	Mike McQueary	1994-97
3.	140.8	John Hufnagel	1970-72
4.	140.4	Daryll Clark	2006-09
5.	137.3	Kerry Collins	1991-94
7.	132.7	Chuck Fusina	1975-78
8.	128.3	Matt McGloin	2009-12
6.	128.0	Tom Shuman	1972-74
9.	127.7	Pete Liske	1961-63
10.	125.0	John Sacca	1991-93

PASSING EFFICIENCY, SEASON

(Min. 100 attempts)

1.	172.9	Kerry Collins	1994
2.	156.9	Trace McSorley	2016
3.	153.7	Trace McSorley	2017
4.	151.8	John Hufnagel	1971
5.	149.8	Tony Sacca	1991
6.	148.0	John Hufnagel	1972
7.	146.4	Chuck Fusina	1977
8.	145.0	Mike McQueary	1997
9.	143.7	Tom Shuman	1973
10.	143.4	Daryll Clark	2008

INT. PERCENTAGE, CAREER

1.	2.02	Wally Richardson	1992, 94-96
2.	2.02	Trace McSorley	2015-pres.
3.	2.10	Matt McGloin	2009-12
4.	2.14	Anthony Morelli	2004-07
5.	2.17	Daryll Clark	2006-09
6.	2.31	John Sacca	1992-93
2.31		Anthony Morelli	2004-07
8.	2.51	Christian Hackenberg	2013-15
9.	2.82	Pete Liske	1961-63
10.	2.83	Rashard Casey	1997-2000

INT. PERCENTAGE, SEASON

(Min. 100 attempts)

1.	1.12	Matt McGloin	2012
2.	1.46	Kerry Collins	1992
3.	1.67	Christian Hackenberg	2015
4.	1.71	Tony Sacca	1991
5.	1.79	Wally Richardson	1995
6.	1.86	Daryll Clark	2008
7.	1.94	John Sacca	1992
8.	1.96	John Shaffer	1986
9.	2.07	Trace McSorley	2016
2.07		Anthony Morelli	2006

WINNING PERCENTAGE AS STARTING QB, CAREER

(Min. 10 starts)

1.	1.000	22-0	Chuck Burkhart	1968-69
2.	.962	25-1	John Shaffer	1984-86
3.	.917	22-2	Tom Shuman	1972-74
4.	.897	26-3	John Hufnagel	1970-72
5.	.879	29-4	Todd Blackledge	1980-82
6.	.871	27-4	Chuck Fusina	1976-78
7.	.846	22-4	Daryll Clark	2006-09
8.	.821	23-5	Trace McSorley	2015-pres.
9.	.808	21-5	Kerry Collins	1994-97
.808		21-5	Wally Richardson	1992, 94-96

WINS AS A STARTING QB, CAREER

1.	29	Todd Blackledge	1980-82
29		Tony Sacca	1988-91
3.	27	Chuck Fusina	1975-78
4.	26	John Hufnagel	1970-72
5.	25	John Shaffer	1984-86
6.	23	Trace McSorley	2015-pres.
7.	22	Chuck Burkhart	1968-69
22		Tom Shuman	1972-74
22		Daryll Clark	2006-09
10.	21	Kerry Collins	1991-94
21		Wally Richardson	1992, 94-96
21		Christian Hackenberg	2013-15

RECEIVING

RECEIVING YARDAGE, CAREER

1.	3026	Bobby Engram	1991, 93-95
2.	2842	DaeSean Hamilton	2014-17
3.	2771	Deon Butler	2005-08
4.	2479	Allen Robinson	2011-13
...			
25.	1132	Eddie Drummond	1998-2001
26.	1058	Jimmy Cefalo	1974-77
27.	1047	Justin Brown	2009-11
28.	1038	Dan Natale, TE	1972-74
29.	1016	Mickey Shuler, TE	1975-77
30.	1005	Jesse James, TE	2012-14
--	916	DeAndre Thompkins	2014-pres.
--	838	Juwan Johnson	2016-pres.

RECEPTIONS, CAREER

1.	214	DaeSean Hamilton	2014-17
2.	179	Deon Butler	2005-08
3.	177	Allen Robinson	2011-13
..			
14.	108	Terry Smith	1988-91
15.	107	Tony Johnson	2000-03
16.	102	Saquon Barkley, RB	2015-17
17.	94	Joe Jurevicius	1994-97
18.	93	Freddie Scott	1993-95
19.	90	Geno Lewis	2013-15
20.	88	Chafie Fields	1996-99
88		Tony Hunt, RB	2003-06
--	62	Juwan Johnson	2016-pres.
--	58	DeAndre Thompkins	2014-pres.

RECEPTIONS, SEASON

1.	97	Allen Robinson	2013
2.	82	DaeSean Hamilton	2014
3.	77	Allen Robinson	2012
4.	69	Chris Godwin	2015
5.	63	O.J. McDuffie	1992
63		Bobby Engram	1995
7.	59	Chris Godwin	2016
8.	57	Mike Gesicki, TE	2017
9.	55	Terry Smith	1991
55		Derrick Williams	2007
55		Geno Lewis	2014
12.	54	Juwan Johnson	2017
54		Saquon Barkley, RB	2017
14.	53	Derek Moyer	2010
53		DaeSean Hamilton	2017

TOTAL OFFENSE/ALL-PURPOSE

TOTAL OFFENSE, CAREER

	Total	Rush	Pass	
1.	8551	952	7599	Trace McSorley 2013-15
2.	8215	-242	8457	Christian Hackenberg 2013-15
3.	7796	584	7212	Zack Mills 2001-04
4.	6361	619	5742	Daryll Clark 2006-09
5.	6325	-65	6390	Matt McGloin 2009-12
6.	6000	131	5869	Tony Sacca 1988-91
7.	5300	-4	5304	Kerry Collins 1991-94
8.	5168	1637	3531	Michael Robinson 2002-05
9.	5162</			

RECORD WATCH

TOTAL OFFENSE, SEASON

	Total	Rush	Pass		
1.	4061	491	5370	Trace McSorley	2017
2.	3979	212	3614	Trace McSorley	2016
3.	3220	-51	3271	Matt McGloin	2012
4.	3214	211	3003	Daryll Clark	2009
5.	3156	806	2350	Michael Robinson	2005
6.	2887	-68	2955	Christian Hackenberg	2013
7.	2883	-94	2977	Christian Hackenberg	2014
8.	2874	282	2592	Daryll Clark	2008
9.	2660	-19	2679	Kerry Collins	1994
10.	2638	-13	2651	Anthony Morelli	2007

TOTAL OFFENSE, GAME

	Total	Rush	Pass		
1.	456	2	454	C. Hackenberg vs. UCF	2014
2.	418	138	280	Z. Mills vs. Ohio State	2001
3.	408	73	335	T. McSorley vs. Minnesota	2016
4.	402	60	342	T. McSorley vs. Washington	2017
5.	398	19	379	M. Robinson vs. Wisconsin	2003
6.	389	-10	399	Z. Mills vs. Iowa	2002
	389	13	376	T. McSorley vs. Michigan St.	2016
8.	383	2	381	T. McSorley at Michigan St.	2017
9.	371	0	371	C. Hackenberg vs. Boston Coll.	2014
	371	46	325	T. McSorley vs. Nebraska	2017

TDs RESPONSIBLE FOR, CAREER

1.	80	Trace McSorley	2015-pres.
2.	65	Daryll Clark	2006-09
3.	55	Christian Hackenberg	2013-15
4.	54	Saquon Barkley	2015-17
5.	53	Matt McGloin	2009-12
	53	Zack Mills	2001-04
7.	51	Todd Blackledge	1980-82
8.	47	Tony Sacca	1988-91
9.	46	Michael Robinson	2002-05
10.	43	Chuck Fusina	1975-78

TDs RESPONSIBLE FOR, SEASON

1.	39	Trace McSorley	2017
2.	36	Trace McSorley	2016
3.	31	Daryll Clark	2009
4.	29	Daryll Clark	2008
	29	Matt McGloin	2012
	29	Lydell Mitchell	1971
7.	28	Michael Robinson	2005
8.	25	Todd Blackledge	1982
	25	Tony Sacca	1991
10.	24	Christian Hackenberg	2013
	24	Doug Strang	1983
	24	Saquon Barkley	2017

TOTAL OFFENSE YARDS PER PLAY, CAREER

1.	7.42	Kerry Collins	1991-94
2.	7.34	Mike McQueary	1995-97
3.	7.16	Ki-Jana Carter	1992-94
4.	7.09	Trace McSorley	2015-pres.
5.	6.92	Tom Shuman	1972-74
6.	6.85	Daryll Clark	2005-09
7.	6.66	John Hufnagel	1970-72
8.	6.59	Chuck Fusina	1975-78
9.	6.42	Larry Johnson	1998-02
10.	6.41	Matt McGloin	2009-12

TOTAL OFFENSE YARDS PER PLAY, SEASON

1.	9.64	Kerry Collins	1994
2.	8.19	Tom Shuman	1973
3.	7.88	Chuck Fusina	1977
4.	7.77	Ki-Jana Carter	1994
5.	7.70	Larry Johnson	2002
6.	7.47	Trace McSorley	2016
7.	7.18	Daryll Clark	2008
8.	7.12	John Hufnagel	1971
9.	7.11	Trace McSorley	2017
10.	7.09	Mike McQueary	1997

TOUCHDOWNS, CAREER

1.	53	Saquon Barkley	2015-17
2.	41	Lydell Mitchell	1969-71
3.	38	Curtis Enis	1995-97
4.	36	Larry Johnson	1999-2002
5.	34	Ki-Jana Carter	1992-94
6.	33	Curt Warner	1979-82
7.	32	Charlie Pittman	1967-69
	32	Bobby Engram	1991, 93-95
	32	Evan Royster	2007-10
10.	31	Ritche Anderson	1989-92
11.	30	John Cappelletti	1972-73
12.	29	DJ Dozier	1983-86
	29	Matt Suhey	1976-79
14.	28	Tony Hunt	2003-06
15.	27	Kenny Jackson	1980-83
	27	Eric McCoo	1998-01
--	20	Trace McSorley	2015-pres.

PUNT RETURNS

PUNT RETURN AVERAGE, CAREER			
(Min. 15 returns)			
1.	17.6	Ron Younker	1953-54
2.	16.5	Wally Triplett	1946-48
3.	15.9	Don Jonas	1958-61
...			
14.	12.6	O.J. McDuffie	1988-92
15.	12	Matt Suhey	1976-79
16.	11.9	Chris Campbell	1994-96
17.	11.1	Bobby Engram	1991,93-95
18.	11.1	Devon Smith	2009-11
19.	11	Derrick Williams	2005-08
20.	10.9	Michael Timpson	1985-88
--	10.8	DeAndre Thompkins	2014-pres.

PUNT RETURN AVERAGE, SEASON			
(Min. 15 returns)			
1.	21.4	Don Jonas	1960
2.	19.2	Gary Hayman	1973
3.	17.5	Lenny Moore	1953
4.	17	Shorty Miller	1912
5.	16.1	Ron Younker	1954
6.	16	Bob Pollard	1951
7.	15.7	Dick Hoak	1959
8.	15.2	Matt Suhey	1978
9.	14.6	O.J. McDuffie	1989
10.	14.2	Mike Irwin	1965
11.	13.7	Jimmy Cefalo	1977
12.	13.6	Dennis Onkotz	1969
13.	13.3	DeAndre Thompkins	2017
14.	13.3	O.J. McDuffie	1992
15.	13.1	Tisen Thomas	1990

PUNT RETURN YARDS, CAREER			
1.	1171	Bruce Branch	1997-01
2.	1059	O.J. McDuffie	1988-92
3.	812	Calvin Lowry	2002-05
4.	786	Bobby Engram	1991, 93-95
5.	724	Derrick Williams	2005-08
6.	717	Gary Hayman	1972-73
7.	671	Kevin Baugh	1980-83
8.	650	Jim Coates	1984-87
9.	619	Dennis Onkotz	1967-69
10.	528	Bryant Johnson	1999-02
528	DeAndre Thompkins	2014-pres.	
12.	501	Michael Timpson	1985-88
13.	457	Mike Guman	1976-79
14.	399	Jesse Della Valle	2010-14
15.	380	Tisen Thomas	1989-92

PUNT RETURN YARDS, SEASON			
1.	528	Bryant Johnson	2002
2.	464	Bruce Branch	1999
3.	446	Bruce Branch	1998
4.	442	Gary Hayman	1973
5.	402	Bobby Engram	1993
6.	398	O.J. McDuffie	1992
7.	380	Tisen Thomas	1990
8.	358	O.J. McDuffie	1991
9.	340	Calvin Lowry	2005
10.	325	Dennis Onkotz	1969
11.	319	DeAndre Thompkins	2017
12.	315	Kevin Baugh	1982

PUNT RETURNS, CAREER

1.	109	Bruce Branch	1997-01
2.	86	Jim Coates	1984-87
	86	Calvin Lowry	2002-05
4.	84	O.J. McDuffie	1988-92
5.	71	Bobby Engram	1991, 93-95
6.	66	Derrick Williams	2005-08
7.	62	Kevin Baugh	1980-83
8.	56	Gary Hayman	1972-73
9.	50	Jesse Della Valle	2010-14
10.	49	Justin Brown	2009-11
49	DeAndre Thompkins	2014-pres.	
12.	47	Dennis Onkotz	1967-69
13.	46	Michael Timpson	1985-88
	46	Mike Guman	1976-79
15.	42	Jim Eaise	1973-74

KICK RETURNS

KICK RETURN AVERAGE, CAREER			
(Min. 15 returns)			
1.	29.6	Larry Joe	1946-48
2.	28.8	Curt Warner	1979-82
3.	28.4	Charlie Pittman	1967-69
4.	27.8	Saquon Barkley	2015-17
5.	26.9	Gary Hayman	1972-73
6.	26.3	Blair Thomas	1985-87, 89
7.	25.7	Roger Kochman	1959-62
8.	25.6	Chaz Powell	2008-11
9.	24.6	Lydell Mitchell	1969-71
10.	24.4	Shelly Hammonds	1990-93
11.	24.3	Lenny Moore	1953-55
12.	24.2	Gary Brown	1987-90
13.	24	A.J. Wallace	2006-09
14.	23.6	Richie Anderson	1989, 91-92
15.	23.6	Nick Scott	2014-pres.

KICKOFF RETURN YARDS, CAREER			
1.	1866	Chaz Powell	2007-11
2.	1506	Kenny Watson	1996-2000
3.	1347	Larry Johnson	1998-2002
4.	1216	Kevin Baugh	1980-83
5.	1128	A.J. Wallace	2006-09
6.	1127	Jim Coates	1984-87
7.	1095	Derrick Williams	2005-08
8.	922	Curt Warner	1979-82
9.	920	Gary Brown	1987-90
10.	764	Miles Sanders	2016-pres.

KICKOFF RETURN YARDS, SEASON			
1.	733	Chaz Powell	2011
2.	688	Miles Sanders	2016
3.	659	Grant Haley	2014
4.	581	A.J. Wallace	2007
5.	530	Chris Eberly	1997
6.	522	Kenny Watson	1999
7.	515	Derrick Williams	2008
8.	503	Chaz Powell	2010
	503	Kevin Baugh	1983
10.	493	Curt Warner	1979

KICKOFF RETURNS, CAREER			
1.	73	Chaz Powell	2007-11
2.	67	Kenny Watson	1996-00
3.	62	Kevin Baugh	1980-83
4.	59	Larry Johnson	1998-02
5.	51	Jim Coates	1984-87
6.	50	Derrick Williams	2005-08
7.	47	A.J. Wallace	2006-09
8.	38	Gary Brown	1987-90
38	Miles Sanders	2016-pres.	
10.	32	Grant Haley	2014-17
	32	Curt Warner	1979-82

KICKOFF RETURNS, SEASON			
1.	33	Miles Sanders	2016
2.	32	Grant Haley	2014
3.	27	Chaz Powell	2011
4.	26	Kevin Baugh	1983
5.	22	Gary Brown	1988
	22	Geno Lewis	2013
	22	Chris Eberly	1997
	22	A.J. Wallace	2007
	22	Kenny Watson	1999
10.	21	Chaz Powell	2010

PUNTING

PUNTING AVERAGE, CAREER			
(Min. 50 punts)			
1.	43.13	Jeremy Boone	2007-09
2.	43.00	George Reynolds	1980-83
3.	42.97	Blake Gillikin	2016-pres.
4.	41.84	Pat Pidgeon	1996-99
5.	41.79	Ralph Giacommaro	1979-82
6.	41.74	Jeremy Kapinos	2003-06
7.	41.73	Anthony Fera	2010-11
8.	41.71	John Bruno Jr.	1984-86
9.	40.5	Chris Clauss	1987
10.	39.95	David Royer	1999-2002

PUNTING AVERAGE, SEASON			
(Minimum 30 punts)			
1.	43.55	Ralph Giacommaro	1981
2.	43.32	Jeremy Boone	2009
3.	43.31	Ralph Giacommaro	1980
4.	43.15	Blake Gillikin	2017
5.	43.03	Jeremy Boone	2008
6.	43.02	Jeremy Boone	2007
7.	42.92	John Bruno Jr.	1985
8.	42.80	Blake Gillikin	2016
9.	42.63	George Reynolds	1983
10.	42.58	Pat Pidgeon	1998

PUNTING AVERAGE, GAME			
(Minimum 4 punts)			
1.	54.75	Ralph Giacommaro at Syracuse	1981

GAME 1

APP STATE 38



vs.



45 PENN STATE

BEAVER STADIUM
BTN

SEPT. 1, 2017
ATTN: 105,232



GAME RECAP

UNIVERSITY PARK, Pa. – A rushing touchdown from Miles Sanders and an interception in the end zone by Amani Oruwariye secured a thrilling 45-38 overtime victory for No. 10/9 Penn State over Appalachian State in front of 105,232 roaring fans in the 2018 opener.

It was the largest crowd for a Penn State season opener since 2008.

Trailing by a touchdown with 1 minute, 39 seconds to go in regulation, quarterback Trace McSorley engineered a touchdown drive to tie the game at 38-38 and force overtime. Penn State went on offense first and handed the ball to Sanders four consecutive times, with his last rush crossing the goal line from 4 yards out. Appalachian State threatened on its offensive possession, converting a fourth-and-1 to earn a fresh set of downs at the 15-yard line, but Oruwariye picked Zac Thomas' first-down pass off in the end zone to end the game. It was the third consecutive season opener in which Oruwariye pulled in an interception.

The Nittany Lions held a 24-10 lead through three quarters, but the Mountaineers stormed back in the fourth quarter, scoring four touchdowns and allowing just one for a 38-31 lead with under two minutes to play.

Penn State responded as redshirt freshman KJ Hamler setup a game-tying touchdown drive with a 52-yard kickoff return out of the end zone, patiently waiting for a lane to develop before bursting down the right sideline. McSorley went to work from the App State 48 with 1:39 on the clock, going 5-for-6 passing – including a fourth-and-2 conversion – and ultimately connected with Hamler for a 15-yard touchdown to tie the score at 38-38 with 42 seconds to play.

Appalachian State missed a 56-yard field goal attempt on its ensuing drive with 15 seconds left on the clock, sending the game to overtime. Penn State got the ball first in the extra session and handed it over Sanders to do all of the work on the ground. Sanders used four carries to rush for 25 yards and a touchdown that put the Nittany Lions ahead 45-38.

After the Mountaineers converted on a fourth down, Thomas heaved a ball into the corner of the end zone, but it was Oruwariye who came down with the pigskin to seal the Penn State victory.

McSorley accounted for three touchdowns, two rushing and one passing, and finished with 283 total offense yards. The senior signal caller connected on 21 of his 36 passing attempts.

Sanders rushed for 91 yards and two touchdowns, including the game-winner. Linebacker Jan Johnson led the Nittany Lion defense with 11 total tackles.

KEYS AND DIFFERENCE MAKERS

Miles Sanders (PSU, RB) and the Ground Game

Making just his second career start, Sanders enjoyed a career game, setting highs in rushing yards (91), attempts (19) and rushing touchdowns (2), not to mention the game-winning score in overtime.

Five of Penn State's six touchdowns scored in the game came on the ground, as McSorley scored two and totaled 53 yards rushing 12 carries. Freshman Ricky Slade added 39 yards on six carries in his debut, including a 27-yard touchdown run late in the third quarter.

Trace McSorley (PSU, QB)

McSorley completed 21-of-36 passes for 230 yards and a touchdown and rushed 12 times for 53 yards and two touchdowns.

KJ Hamler (PSU, WR/KR)

Hamler made an impact in his collegiate debut, catching four passes for a team-high 68 yards and a game-tying touchdown, while also breaking through for 52 yards on his lone kickoff return to setup the game-tying drive with less than two minutes to go in regulation. The redshirt freshman also hauled in a 46-yard reception early in the fourth quarter, which led to a Miles Sanders rushing touchdown and a 31-17 Penn State lead with 11:17 remaining.

Notable Nittany Lions

Wide receiver Juwan Johnson led the Lions with six receptions, totaling 67 yards. He was one of seven receivers that McSorley targeted.

On defense, Johnson made his first career start at middle linebacker and totaled a game- and career-high 11 tackles. In the secondary, safety Nick Scott made a career-best nine tackles and registered his first career sack.

Appalachian State Kickoff Return Touchdown

Penn State scored on the game's opening drive, but App State's Darrynton Evans returned the ensuing kickoff 100 yards for a touchdown. It was the first kickoff return touchdown Penn State had allowed since yielding one at Northwestern in 2015

SCORING SUMMARY

	1	2	3	4	OT	F
APP	10	0	0	28	0	38
PSU	7	3	14	14	7	45

1st	12:02	PSU			7-75/2:58/0-7	
	11:48	APP				7-7
	4:10	APP			12-60/6:37/10-7	
						Chandler Staton 38 yd field goal
2nd	0:12	PSU			12-77/4:32/10-10	
						Jake Pinegar 32 yd field goal
3rd	9:41	APP			8-65/3:22/10-17	
	2:41	PSU			8-72/3:40/10-24	
						Ricky Slade 27 yd run (Pinegar kick)
4th	13:39	APP			10-75/4:02/17-24	
	11:17	PSU			6-75/2:22/17-31	
	7:40	APP			9-80/3:32/24-31	
	6:03	APP			4-53/1:36/31-31	
	1:47	APP			4-42/1:12/38-31	
	0:42	PSU			7-48/0:57/38-38	
						KJ Hamler 15 yd pass from McSorley (Pinegar kick)
OT		PSU			4-25/0:00/38-45	
						Miles Sanders 4 yd run (Pinegar kick)

TEAM STATS

	APP	PSU
First Downs	22	24
Rushing Yards	159	204
Passing Yards	292	230
Passing (C-A-Int)	26-39-1	21-36-0
Total Offense	451	434
Plays	76	79
Fumbles (#-Lost)	1-0	0-0
Penalties (#-Yards)	9-100	2-10
Possession Time	32:28	27:32
3rd-Down Conv.	6-16	6-15
Red Zone	3-4	6-6
Touchdowns	3	5
Field goals	0	1

OTHER

Time of Game		3:40
Appalachian State	0-1, 0-0 Sun Belt	
Penn State	1-0, 0-0 BIG	

INDIVIDUAL STATISTICS

RUSHING

App State-Moore, Jalin 18-88; Thomas, Zac 15-43; Heath, Dominique 1-19; Evans, Darrynton 3-9.
Penn State-Sanders, Miles 19-91; McSorley, Trace 12-53; Slade, Ricky 6-39; Allen, Mark 5-24; TEAM 1-minus 3.

PASSING

App State-Thomas, Zac 25-38-1-270; Derrick, Peyton 1-1-0-22.
Penn State-McSorley, Trace 21-36-0-230.

RECEIVING

App State-Sutton, Corey 6-87; Moore, Jalin 5-36; Williams, Malik 4-66; Hennigan, Thomas 4-28; Heath, Dominique 2-35; Evans, Darrynton 2-10; Virgil, Jalen 1-14; Pearson, Henry 1-8; Papeheim, Devin 1-8.
Penn State-Johnson, Juwan 6-67; Hamler, KJ 4-68; Sanders, Miles 3-20; Allen, Mark 3-18; Holland, Jonathan 2-36; Polk, Brandon 2-19; Dalton, Danny 1-2.

TOP TACKLERS (T-UA-A)

App State-Flory, Anthony 9-3-6; Fehr, Jordan 8-5-3; Duck, Clifton 7-5-2; Hayes, Tae 6-5-1; Davis-Gaither, Akeem 5-2-3; Franklin, Desmond 4-4-0; Godwin, Okon 4-2-2.
Penn State-Johnson, Jan 11-4-7; Scott, Nick 9-5-4; Taylor, Garrett 8-6-2; Oruwariye, Amani 7-7-0; Farmer, Koa 5-3-2; Castro-Fields, Tariq 4-2-2; Brown, Cam 4-2-2; Parsons, Micah 4-0-4.



MARK ALLEN 8
Running Back | 5-6 | 190
Graduate/Senior
Hyattsville, Md./DeMatha
Major: Journalism (2nd degree)

» 2018
Season: Appeared in one game...One of 10 Penn Staters to enter 2018 having already earned a degree...Graduated with his degree in criminology in August 2017.

Appalachian State (9/1): Had six carries for 25 yards...Set a career high with three catches for 18 yards.

» 2018 GAME-BY-GAME

Rushing (Carries-Yards-TD)
APPALACHIAN STATE 6-25-0.

Receiving (Receptions-Yards-TD)
APPALACHIAN STATE 3-18-0.

» ALLEN'S CAREER STATISTICS & GAME HIGHS

	Att.-Yds.	Avg.	TD	LG	Rec.-Yds.	Avg.	TD	LG
2015	27-98	3.6	1	28	4-44	11.0	1	16
2016	29-115	4.0	1	17	4-24	6.0	1	27
2017	9-38	4.2	-	8	-	-	-	-
2018	6-25	4.2	-	7	3-18	6.0	-	9
CAREER	71-276	3.9	2	28	11-86	7.8	2	27

Rushing attempts 8; Indiana, 10/10/15
Rushing Yards 45; Indiana, 10/10/15
Rushing Touchdowns 1; Twice: Last at Purdue, 10/29/16
Longest Rush 28 yards; Indiana, 10/10/15
Receptions 3; Appalachian State, 9/1/18
Receiving Yards 29; San Diego State, 9/26/15
Receiving Touchdowns 1; Twice: Last at Rutgers, 11/19/16
Longest Reception 27 yards; at Rutgers, 11/19/16

NOTE: Has six career punt returns for 43 yards (7.2 ypr).



RYAN BATES 52
Offensive Line | 6-4 | 301
Senior/Junior
Warrington, Pa./Archbishop Wood
Major: Labor & Employment Relations

» 2018
Awards: Among the candidates on the preseason watch list for the Outland Trophy, given to the top interior lineman.

Season: Made one start.

Appalachian State (9/1): Helped the Nittany Lion offense to 434 yards, including 204 on the ground...Cleared the way for five rushing touchdowns, including two by Trace McSorley and two by Miles Sanders... Helped McSorley to collect his 17th game with a passing and a rushing touchdown...Sanders set a career high with 91 yards, while Ricky Slade scored his first career touchdown, a 27-yard run.



ELLIS BROOKS 13
Linebacker | 6-1 | 237
Sophomore/Freshman
Mechanicsville, Va./Benedictine College Prep
Major: Division of Undergraduate Studies

» 2018
Season: Appeared in one game...One of 17 players to make their Penn State debut vs. App State.

Appalachian State (9/1): Made his collegiate debut seeing time on defense and special teams...Assisted on a tackle.

» 2018 GAME-BY-GAME

Tackles (Solo-Assisted-Total)
APPALACHIAN STATE 0-1-1.

» BROOKS' CAREER STATISTICS & GAME HIGHS

	UA-A	TK	FF	FR	I	PBU	SACK	TFL
2018	0-1	1	-	-	-	-	-	-
CAREER	0-1	1	-	-	-	-	-	-

Tackles 1; Appalachian State, 9/1/18



CAM BROWN 6
Linebacker | 6-5 | 226
Junior/Junior
Burtonsville, Md./The Bullis School
Major: Kinesiology

» 2018
Season: Made one start.

Appalachian State (9/1): Recorded four tackles, including two solo... Set a career high with his first full sack and tied a career high with a full tackle for loss.

» 2018 GAME-BY-GAME

Tackles (Solo-Assisted-Total)
APPALACHIAN STATE 2-2-4.

» C. BROWN'S CAREER STATISTICS & GAME HIGHS

	UA-A	TK	FF	FR	I	PBU	SACK	TFL
2016	14-19	33	-	-	-	-	0.5-1	1.5-2
2017	16-15	31	-	-	-	-	0.5-4	1.0-4
2018	2-2	4	-	-	-	-	1.0-4	1.0-4
CAREER	32-36	67	-	-	-	-	2.0-9	3.5-10

Tackles 10; at Michigan, 9/24/16
Sacks 1.0; Appalachian State, 9/1/18
Tackles for Loss 1.0; Three times: Last vs. Appalachian State, 9/1/18
Blocked Kicks 1 (punt); Ohio State, 10/22/16



TARIQ CASTRO-FIELDS 5
Cornerback | 6-0 | 189
Sophomore/Sophomore
Upper Marlboro, Md./Riverdale Baptist School
Major: Division of Undergraduate Studies

» 2018
Season: Appeared in one game.

Appalachian State (9/1): Tied a career high with four stops and broke up two passes.


» 2018 GAME-BY-GAME

Tackles (Solo-Assisted-Total)
APPALACHIAN STATE 2-2-4.

» CASTRO-FIELDS' CAREER STATISTICS & GAME HIGHS

	UA-A	TK	FF	FR	I	PBU	SACK	TFL
2017	9-1	10	1	-	1	3	-	2.0-8
2018	2-2	4	-	-	-	2	-	-
CAREER	11-3	14	1	-	1	5	-	2.0-8

Tackles 4; Twice: Last vs. Appalachian State, 9/1/18
Tackles for Loss 1.0; Twice: Last vs. Washington, 12/30/17
Forced Fumbles 1; at Maryland, 11/25/17
Interceptions 1; Georgia State, 9/16/17
Pass Breakups 3; at Michigan State, 11/4/17




RAFAEL CHECA 90
Kicker | 6-2 | 201
Freshman/Freshman
Chevy Chase, Md./St. John's College H.S.
Major: Division of Undergraduate Studies

» 2018
Season: Appeared in one game...One of eight true freshmen to make their debut vs. App State...One of 17 players to make their Penn State debut vs. App State...One of 10 players to make their first career start vs. App State.

Appalachian State (9/1): Made his college debut... Averaged 60.2 yards on six kickoffs, including two touchbacks.

» CHECA'S CAREER KICKOFF STATISTICS & GAME HIGHS

	KO	Yds.	Avg.	TB	OB
2018	6	361	60.2	2	0
CAREER	6	361	60.2	2	0



DANNY DALTON 80
Tight End/H-Back | 6-4 | 251
Junior/Sophomore
Marshfield, Mass./Marshfield
Major: Criminology

» 2018
Season: Appeared in one game...One of 17 players to make their Penn State debut vs. App State.

Appalachian State (9/1): Made his first career appearance and recorded his first career catch, a 2-yard reception in the first quarter.

» 2018 GAME-BY-GAME

Receiving (Receptions-Yards-TD)
APPALACHIAN STATE 1-2-0.

» DALTON'S CAREER STATISTICS & GAME HIGHS

	Att.-Yds.	Avg.	TD	LG	Rec.-Yds.	Avg.	TD	LG
2017	-	-	-	DNP	-	-	-	-
2018	-	-	-	-	1-2	2.0	-	2
CAREER	-	-	-	-	1-2	2.0	-	2

Receptions 1; Appalachian State, 9/1/18
Receiving Yards 2; Appalachian State, 9/1/18



KOA FARMER 7
Linebacker | 6-1 | 236
Graduate/Senior
Lake View Terrace, Calif./Notre Dame
Major: Journalism (3rd degree)

» 2018
Awards: Among the candidates on the preseason watch list for the Butkus Award, given to the nation's top linebacker.

Season: Made one start...One of 10 Penn Staters to enter 2018 having already earned a degree...Completed degrees in criminology and sociology in December 2017.

Appalachian State (9/1): Recorded five tackles, three solo...Added a tackle for loss.

» 2018 GAME-BY-GAME

Tackles (Solo-Assisted-Total)
APPALACHIAN STATE 3-2-5.

» FARMER'S CAREER STATISTICS & GAME HIGHS

	UA-A	TK	FF	FR	I	PBU	SACK	TFL
2015	-	-	-	-	-	-	-	-
2016	14-15	29	1	-	-	1	3.0-13	4.5-16
2017	19-29	48	-	1	-	1	1.0-4	5.5-15
2018	3-2	5	-	-	-	-	-	1.0-2
CAREER	35-46	82	1	1	-	2	4.0-17	11.0-33

Tackles 8; Twice: Last at Michigan State, 11/4/17
Sacks 1.0; Four Times: Last Pittsburgh, 9/9/17
Tackles for Loss 2.0; at Ohio State, 10/28/17
Forced Fumbles 1; Maryland, 10/8/16
Fumble Recoveries 1; at Ohio State, 10/28/17
Pass Breakups 1; Twice: Last at Michigan State, 11/4/17

NOTE: Has 23 career kickoff returns for 500 yards (21.7 ypr).



PAT FREIERMUTH 87

Tight End/H-Back | 6-5 | 260
 Freshman/Freshman
 Merrimac, Mass./Brooks School
 Major: Division of Undergraduate Studies

» 2018

Season: Appeared in one game...One of eight true freshmen to make their debut vs. App State...One of 17 players to make their Penn State debut vs. App State.

Appalachian State (9/1): Made his first career appearance, seeing time on offense.

» 2018 GAME-BY-GAME

Receiving (Receptions-Yards-TD)
 APPALACHIAN STATE 0-0-0.



WILL FRIES 71

Offensive Line | 6-6 | 312
 Junior/Sophomore
 Cranford, N.J./Cranford
 Major: Economics

» 2018

Season: Appeared in one game.

Appalachian State (9/1): Saw time on offense and special teams... Helped the Nittany Lion offense to 434 yards, including 204 on the ground...Cleared the way for five rushing touchdowns, including two by Trace McSorley and two by Miles Sanders...Helped McSorley to collect his 17th game with a passing and a rushing touchdown...Sanders set a career high with 91 yards, while Ricky Slade scored his first career touchdown, a 27-yard run.



BLAKE GILLIKIN 93

Punter/Kicker | 6-2 | 193
 Junior/Junior
 Smyrna, Ga./The Westminster Schools
 Major: Kinesiology

» CAREER NOTES & RECORDS

Career: Sits tied for No. 2 on Penn State's career punting average charts (43.0 ypp)...Has 25 career punts downed inside the opponent's 10-yard line (seven in 2016, 18 in 2017).

Season: 2018: Averaging 43 yards per punt with a long of 55. **2017:** Ranks No. 4 in program history with a 43.2 punting average. **2016:** Broke the Penn State freshman season punting average record with 42.8 yards per punt, surpassing the record set by Jeremy Kapinos in 2003 (41.9)... Ranks No. 8 on Penn State's single-season punting average chart with a 42.8 average.

Game: Set the Penn State freshman record for punting average in a game with five kicks for an average of 50.8 yards in the Rose Bowl against USC (11/2/17).

» 2018

Awards: Among the candidates on the preseason watch list for the Ray Guy Award, given to the nation's top punter.

Season: Appeared in one game.

Appalachian State (9/1): Hit five punts for 215 yards, averaging 43 yards per kick...Placed one inside the 20 and hit a long punt of 55 yards...Three punts were fair-caught and one was downed.

» GILLIKIN'S CAREER PUNTING STATISTICS & GAME HIGHS

	Punts	Yards	Avg.	I-20	FC	50+	LG	BLK
2016	61	2,611	42.8	22	18	13	69	--
2017	52	2,244	43.2	26	16	14	57	1
2018	5	215	43.0	1	3	1	55	-
CAREER	118	5,070	43.0	49	37	28	69	1

Punt Attempts 7; Ohio State, 10/22/16
Punt Yards 282; Kent State, 9/3/16
Punt Average 50.8; vs. USC, 1/2/17
Longest Punt 69; at Pittsburgh, 9/10/16
Punts Inside the 20 4; Twice: Last Indiana, 9/30/17
Punts Inside the 10 3; Four Times: Last Rutgers, 11/11/17




STEVEN GONZALEZ 74

Offensive Line | 6-4 | 336
 Senior/Junior
 Union City, N.J./Union City
 Major: History

» 2018

Season: Made one start.

Appalachian State (9/1): Helped the Nittany Lion offense to 434 yards, including 204 on the ground...Cleared the way for five rushing touchdowns, including two by Trace McSorley and two by Miles Sanders... Helped McSorley to collect his 17th game with a passing and a rushing touchdown...Sanders set a career high with 91 yards, while Ricky Slade scored his first career touchdown, a 27-yard run.



YETUR GROSS-MATOS 99

Defensive End | 6-5 | 262
 Sophomore/Sophomore
 Spotsylvania, Va./Chancellor
 Major: Division of Undergraduate Studies

» 2018

Season: Made one start...One of 10 players to make their first career start vs. App State.

Appalachian State (9/1): Earned his first career start and tied his career high with three tackles, including two solo...Registered half a tackle for loss and a QB hurry.

» 2018 GAME-BY-GAME

Tackles (Solo-Assisted-Total)
 APPALACHIAN STATE 2-1-0.

» GROSS-MATOS' CAREER STATISTICS & GAME HIGHS

	UA-A	TK	FF	FR	I	PBU	SACK	TFL
2017	5-12	17	-	1	-	-	1.5-7	2.0-8
2018	2-1	3	-	-	-	-	-	0.5-1
CAREER	7-13	20	-	1	-	-	1.5-7	2.5-9

Tackles 3; Four Times: Last vs. Appalachian State, 9/1/18

Sacks 1.0; vs. Washington, 12/30/17

Tackles for Loss 1.0; vs. Washington, 12/30/17

Fumble Recoveries 1; Georgia State, 9/16/17



KJ HAMLER 1

Wide Receiver | 5-9 | 176
 Sophomore/Freshman
 Pontiac, Mich./IMG Acadmey (Fla.)
 Major: Division of Undergraduate Studies

» 2018

Season: Made one start...One of 17 players to make their Penn State debut vs. App State...One of 10 players to make their first career start vs. App State.

Appalachian State (9/1): Caught three passes for 67 yards, including a 15-yard touchdown to tie the game with 42 seconds left in regulation... Hauled in a 46-yard reception in the fourth quarter. Returned a kickoff 52 yards to spark PSU's game-tying drive... Became first Penn State freshman to catch a touchdown pass in a season opener since Geno Lewis in 2013 against Syracuse.

» 2018 GAME-BY-GAME

Receiving (Receptions-Yards-TD)
 APPALACHIAN STATE 3-67-1.

» HAMLER'S CAREER OFFENSIVE STATISTICS & GAME HIGHS

	Att.-Yds.	Avg.	TD	LG	Rec.-Yds.	Avg.	TD	LG
2018	-	-	-	-	3-67	22.3	1	46
CAREER	-	-	-	-	3-67	22.3	1	46

Receptions 3; Appalachian State, 9/1/18
Receiving Yards 67; Appalachian State, 9/1/18
Receiving Touchdowns 1; Appalachian State, 9/1/18
Long Reception 46 yards; Appalachian State, 9/1/18

» 2018 GAME-BY-GAME

Kick Returns (Returns-Yards-TD-YPR)
 APPALACHIAN STATE 1-52-0-52.0.

» HAMLER'S CAREER KICK RETURN STATISTICS & GAME HIGHS

	No.	Yds.	Avg.	TD	LG
2018	1	52	52.0	-	52
CAREER	1	52	52.0	-	52

Kick Returns 1; Appalachian State, 9/1/18
Kick Return Yards 52; Appalachian State, 9/1/18
Long Kick Return 52 yards; Appalachian State, 9/1/18

All-Purpose Yards 120; Appalachian State, 9/1/18



FRED HANSARD 53

Defensive Tackle | 6-3 | 318
 Sophomore/Freshman
 Burlington, N.J./The Hun School
 Major: Communications

» 2018

Season: Made one start...One of 17 players to make their Penn State debut vs. App State...One of 10 players to make their first career start vs. App State.

Appalachian State (9/1): Assisted on a tackle for loss.

» 2018 GAME-BY-GAME

Tackles (Solo-Assisted-Total)
 APPALACHIAN STATE 0-1-1.

» HANSARD'S CAREER STATISTICS & GAME HIGHS

	UA-A	TK	FF	FR	I	PBU	SACK	TFL
2018	0-1	1	-	-	-	-	-	0.5-1
CAREER	0-1	1	-	-	-	-	-	0.5-1

Tackles 1; Appalachian State, 9/1/18



MAC HIPPENHAMMER 12

Wide Receiver | 5-11 | 185
 Sophomore/Freshman
 Fort Wayne, Ind./R. Nelson Snider
 Major: Division of Undergraduate Studies

» 2018

Season: Appeared in one game...One of 17 players to make their Penn State debut vs. App State...Plays infield and outfield for the Penn State baseball team.

Appalachian State (9/1): Made his first career appearance, seeing time on offense.



JONATHAN HOLLAND 18

Tight End/H-Back | 6-4 | 252
Senior/Junior
Brandywine, Md./The Bullis School
Major: Labor & Employment Relations

» 2018

Awards: Among the candidates on the preseason watch list for the Mackey Award, given to the most outstanding tight end.

Season: Made one start.

Appalachian State (9/1): Earned his first career start...Set career highs with two catches for 36 yards, including a career-best 29-yard reception.

» 2018 GAME-BY-GAME


Receiving (Receptions-Yards-TD)
APPALACHIAN STATE 2-36-0.

» HOLLAND'S CAREER OFFENSIVE STATISTICS & GAME HIGHS

	Att.-Yds.	Avg.	TD	LG	Rec.-Yds.	Avg.	TD	LG
2016	-	-	-	DNP	-	-	-	-
2017	-	-	-	-	3-16	5.3	-	8
2018	-	-	-	-	2-36	18.0	-	29
CAREER	-	-	-	-	5-52	10.4	-	29

Receptions 2; Appalachian State, 9/1/18
Receiving Yards 36; Appalachian State, 9/1/18
Longest Reception 29 yards; Appalachian State, 9/1/18

NOTE: Has two career kickoff returns for 9 yards, both coming at Ohio State (2017).



DONOVAN JOHNSON 2

Cornerback | 5-9 | 186
Sophomore/Freshman
Detroit, Mich./Cass Tech
Major: Division of Undergraduate Studies

» 2018

Season: Appeared in one game...One of 17 players to make their Penn State debut vs. App State.

Appalachian State (9/1): Made his first career appearance, seeing time on defense and special teams...Recorded two tackles and a QB hurry.

» 2018 GAME-BY-GAME

Tackles (Solo-Assisted-Total)
APPALACHIAN STATE 1-1-2.

» D. JOHNSON'S CAREER STATISTICS & GAME HIGHS

	UA-A	TK	FF	FR	I	PBU	SACK	TFL
2018	1-1	2	-	-	-	-	-	-
CAREER	1-1	2	-	-	-	-	-	-

Tackles 2; Appalachian State, 9/1/18



JAN JOHNSON 36

Linebacker | 6-2 | 231
Senior/Junior
Mohnton, Pa./Governor Mifflin
Major: Psychology

» 2018

Season: Appeared in one game...One of 10 players to make their first career start vs. App State...One of 10 Penn Staters to enter 2018 having already earned a degree...Graduated with his degree in psychology in August 2018.

Appalachian State (9/1): Made his first career start, lining up at middle linebacker...Led the Nittany Lions with a career-high 11 tackles, including four solo.

» 2018 GAME-BY-GAME

Tackles (Solo-Assisted-Total)
APPALACHIAN STATE 4-7-11.

» JA. JOHNSON'S CAREER STATISTICS & GAME HIGHS

	UA-A	TK	FF	FR	I	PBU	SACK	TFL
2016	1-1	2	-	-	-	-	-	-
2017	6-6	12	-	-	-	-	-	1.0-1
2018	4-7	11	-	-	-	-	-	-
CAREER	11-14	25	-	-	-	-	-	1.0-1

Tackles 11; Appalachian State, 9/1/18
Tackles for Loss 1.0; at Maryland, 11/25/17

Note: Has one career kickoff return for 7 yards (Nebraska, 2018).



JUWAN JOHNSON 84

Wide Receiver | 6-4 | 231
Senior/Junior
Glassboro, N.J./Glassboro
Major: Telecommunications

» CAREER NOTES & RECORDS

Season: 2017: Finished the season tied for No. 12 on the single-season receptions list (54)...Ranked No. 19 at season's end in single-season receiving yards (701).

» 2018

Season: Made one start.

Appalachian State (9/1): Caught six passes for 67 yards, with a long grab of 17 yards...Had back-to-back catches on the opening drive of the third quarter to help setup a touchdown.

» 2018 GAME-BY-GAME

Receiving (Receptions-Yards-TD)
APPALACHIAN STATE 6-67-0.

» JU. JOHNSON'S CAREER OFFENSIVE STATISTICS & GAME HIGHS

	Att.-Yds.	Avg.	TD	LG	Rec.-Yds.	Avg.	TD	LG
2016	-	-	-	-	2-70	35.0	-	43
2017	-	-	-	-	54-701	12.9	1	43
2018	-	-	-	-	6-67	11.1	-	17
CAREER	-	-	-	-	62-838	13.5	1	43

Receptions 7; at Iowa, 9/23/17
Receiving Yards 105; Nebraska, 11/18/17
Receiving Touchdowns 1; at Iowa, 9/23/17
Longest Reception 43 yards; Twice: Last Nebraska, 11/18/17
Tackles 2; Twice: Last vs. USC, 1/2/17
Blocked Punt 1; at Rutgers, 11/19/16

NOTE: Has nine career special teams tackles. Has two career kickoff returns for 2 yards.



ELLISON JORDAN 42

Defensive Tackle | 6-0 | 305
Junior/Sophomore
Upper Marlboro, Md./Gilman School
Major: Communications Arts and Sciences

» 2018

Season: Appeared in one game.

Appalachian State (9/1): Played on defense and special teams.

» 2018 GAME-BY-GAME

Tackles (Solo-Assisted-Total)
APPALACHIAN STATE 0-0-0.

» JORDAN'S CAREER STATISTICS & GAME HIGHS

	UA-A	TK	FF	FR	I	PBU	SACK	TFL
2017	1-8	9	-	-	-	1	0.5-3	0.5-3
2018	-	-	-	-	-	-	-	-
CAREER	1-8	9	-	-	-	1	0.5-3	0.5-3

Tackles 2; Twice: Last Indiana, 9/30/17
Tackles for Loss 0.5; at Maryland, 11/25/17
Sacks 0.5; at Maryland, 11/25/17
Pass Breakups 1; Georgia State, 9/16/17



DANIEL JOSEPH 49

Defensive End | 6-3 | 250
Junior/Sophomore
Brampton, Ont./Lake Forest Academy (Ill.)
Major: Labor & Employment Relations

» 2018

Season: Appeared in one game

Appalachian State (9/1): Played on defense...Assisted on a tackle.

» 2018 GAME-BY-GAME

Tackles (Solo-Assisted-Total)
APPALACHIAN STATE 0-1-1.

» JOSEPH'S CAREER STATISTICS & GAME HIGHS

	UA-A	TK	FF	FR	I	PBU	SACK	TFL
2017	6-5	11	1	-	-	-	2.5-8	3.5-11
2018	0-1	1	-	-	-	-	-	-
CAREER	6-6	12	1	-	-	-	2.5-8	3.5-11

Tackles 4; Indiana, 9/30/17
Tackles for Loss 2.0; Georgia State, 9/16/17
Sacks 1.0; Georgia State, 9/16/17
Forced Fumbles 1; Georgia State, 9/16/17




JESSE LUKETA 40

Linebacker | 6-3 | 236
Freshman/Freshman
Ottawa, Ont./Mercyhurst Prep (Pa.)
Major: Division of Undergraduate Studies

» 2018

Season: Appeared in one game...One of eight true freshmen to make their debut vs. App State...One of 17 players to make their Penn State debut vs. App State.

Appalachian State (9/1): Saw playing time on special teams.



CONNOR MCGOVERN 66

Offensive Line | 6-5 | 326
Junior/Junior
Larksville, Pa./Lake-Lehman
Major: Agribusiness Management

» 2018

Awards: Among the candidates on the preseason watch list for the Rimmington Trophy, given to the nation's top center, and the Outland Trophy, which is awarded to the top collegiate interior lineman.

Season: Made one start.

Appalachian State (9/1): Helped the Nittany Lion offense to 434 yards, including 204 on the ground...Cleared the way for five rushing touchdowns, including two by Trace McSorley and two by Miles Sanders... Helped McSorley to collect his 17th game with a passing and a rushing touchdown... Sanders set a career high with 91 yards, while Ricky Slade scored his first career touchdown, a 27-yard run.



ZECH MCPHEARSON 14
 Cornerback | 5-11 | 184
 Junior/Sophomore
 Columbia, Md./Riverdale Baptist School
 Major: Labor & Employment Relations

» 2018
Season: Appeared in one game.

Appalachian State (9/1): Saw time on defense and special teams...Tied a career high with two tackles, including one solo.

» 2018 GAME-BY-GAME
Tackles (Solo-Assisted-Total)
 APPALACHIAN STATE 1-1-2.

» MCPHEARSON'S CAREER STATISTICS & GAME HIGHS

	UA-A	TK	FF	FR	I	PBU	SACK	TFL
2017	5-3	8	-	1	-	1	-	-
2018	1-1	2	-	-	-	-	-	-
CAREER	6-4	10	-	1	-	1	-	-

Tackles 2; Four Times: Last vs. Appalachian State, 9/1/18
Fumble Recoveries 1; at Maryland, 11/25/17
Pass Breakups 1; at Northwestern, 10/7/17



TRACE MCSORLEY 9
 Quarterback | 6-0 | 203
 Graduate/Senior
 Ashburn, Va./Briar Woods
 Major: Journalism (2nd degree)

» CAREER NOTES & RECORDS

Career: Moved into No. 6 in program history with 23 wins as a starting quarterback...Has thrown at least one touchdown pass in 29-straight games, dating back to the 2016 TaxSlayer Bowl, extending his Penn State record, which was previously held by Kerry Collins at 14-straight games from 1993-94...His streak is the longest active streak in the FBS...Sits atop the Penn State career completion percentage (61.6) and career passing efficiency (152.9) lists...Is the only quarterback in Penn State history with 50-plus touchdown passes, topping the all-time ledger with 59 scoring tosses and besting Christian Hackenberg's mark of 48 (2013-15)...Is the only Penn State quarterback with multiple 80-yard completions in a career...Is the only Penn State quarterback with multiple 3,000-yard passing seasons...Is one of seven quarterbacks in Big Ten history to have back-to-back 3,000-yard passing seasons...His 80 touchdowns responsible for are the most in Penn State history, passing Daryll Clark's (65; 2006-09) career total...Joins Clark as the only two players in Penn State history with 60-plus touchdowns responsible for...Is only the third Penn State player to eclipse 7,000-yard passing yards mark, one of four Penn State passers to surpass 6,000 yards and one of nine to top the 5,000-yard plateau...Ranks No. 2 on Penn State's all-time passing yardage list (7,599), chasing Hackenberg (8,457) for the top spot...Is the career leader in total offense (8,551), passing Hackenberg's mark (8,215; 2013-15) in the 2017 PlayStation Fiesta Bowl...Became the second Penn Stater to eclipse the 8,000-yard mark in total offense, the third player to surpass 7,000 total offense yards, the fifth player to top the 6,000-yard mark and is 1-of-10 to eclipse the 5,000-yard mark...Registered his school-record fourth career game with four-or-more touchdown passes vs. Georgia State (9/16/17), breaking a tie with Todd Blackledge and Hackenberg, who each had three such games in their career...One of five quarterbacks in Penn State history with multiple 300-yard passing games in a career, joining Hackenberg (9), Matt McGloin (6), Collins (4) and Clark (3)...His 10 300-yard passing games are No. 1 on the Penn State career charts...Owns 23 200-yard passing games, which passed the record held by Hackenberg (21; 2013-15)...Owns 17 career games with both a rushing and passing touchdown (seven in 2016, nine in 2017, one in 2018)...Has 19 career games with multiple passing touchdowns (one in 2015, eight in 2016, 10 in 2017)...Is No. 3 on Penn State's career completions list (549), trailing Zack Mills (606; 2009-12) for No. 2...Is one of only four Penn State quarterbacks to complete 500 passes in a career...Is the first Penn State quarterback in program history with four consecutive games scoring both a rushing touchdown and passing touchdown (vs. Indiana, at Northwestern, vs. Michigan, at Ohio State; 2017).

Bowl: Owns the career bowl passing records for yardage (738),

completions (64) and touchdown passes (8) in three bowl games played...His 32 completions and 342 yards passing vs. Washington in the 2017 PlayStation Fiesta Bowl both rank No. 2 in a single bowl game behind Christian Hackenberg's 34 completions and 371 passing yards in the 2014 New Era Pinstripe Bowl...Completed 78.0 percent of his passes (32-of-41) to set the single-game bowl completion percentage mark, passing Matt Knizner's previous mark of 72.7 percent (8-of-11) in the 1986 Orange Bowl...Ranks tied for No. 1 (4; 2017 Rose) and tied for No. 6 (2, 2017 Fiesta & 2016 TaxSlayer) on the single-game bowl passing touchdowns charts...Set the single-game bowl record with 402 yards of total offense in the 2017 PlayStation Fiesta Bowl.

Season: Owns Penn State's single-season passing yards (3,614; 2016), completions (284; 2017), passing touchdowns (29; 2016), total offense (4,061; 2017) and touchdowns responsible for (37; 2017) records...Owns the school standard for 300-yard passing games in a season with five such efforts in both 2016 and 2017...Is tied for the top spot with 11 200-yard passing games (2016 & 2017), equaling Matt McGloin's mark from 2012. **2017:** Became the second player in Big Ten history with 25 passing touchdowns and 10 rushing scores in a season, joining Ohio State's J.T. Barrett (2014 & 2017)...His 39 touchdowns responsible for are the Penn State single-season record, besting his 36 touchdowns from 2016...His 28 passing touchdowns are No. 2 in Penn State season history and tied for No. 9 in Big Ten history, behind his 29 scoring tosses in 2016...Became the first Penn Stater to eclipse the 4,000-yard total offense mark in a season, finishing 2016 with a school-record 4,061 yards, which ranks No. 6 in Big Ten history...Ranks No. 2 in single-season passing yardage with a junior-record 3,570 yards, trailing only his 3,614 yards from 2016...Owns the single-season completions mark (284), passing McGloin (270; 2012) and Christian Hackenberg (270; 2014)...Finished No. 2 on the single-season completion percentage charts (66.5), behind only Kerry Collins (66.7; 1994)...Finished the season ranked No. 3 on the single-season passing efficiency list (153.7)...Teamed with Barkley (18) as the third set of Penn Staters with 10-plus rushing touchdowns in a single season, joining Evan Royster (12) and Daryll Clark (10) in 2008 and Charlie Pittman (10) and Lydell Mitchell (10) in 1969...Tied with Michael Robinson (2005) for the most rushing touchdowns by a Penn State quarterback in a single season at 11...The 11 rushing touchdowns rank No. 16 on Penn State's single-season charts...Finished No. 2 on the single-season quarterback rushing yards list with 491 yards, trailing Robinson (806; 2005), and is only the second Penn State quarterback to rush for more than 400 yards in a single season...Ranks No. 15 on the single-season total touchdowns scored charts (11). **2016:** Ranks No. 7 on the completions charts (224) and No. 6 on the Penn State single-season pass attempts (387) list...Is No. 2 in Penn State single-season pass efficiency rating at 156.9 in 2016 (Collins, 172.86; 1994)...His 9.33 yards per pass attempt in 2016 are No. 3 in a single-season at Penn State...Owns the Penn State record for 300-yard passing games in a single-season record with five in 2016...Tied the Penn State record for 200-yard passing games in a season with 11 in 2016 to equal the mark first set by McGloin (2012)...Became just the fourth Penn State quarterback to lead his team to 10 wins (11-3) in his first year as the starting quarterback, joining Clark in 2008 (11-2), Tom Shuman in 1973 (12-0) and Chuck Burkhardt in 1968 (11-0)...Broke the sophomore season passing record previously held by Hackenberg (2,977; 2014) with 3,614 passing yards...Had a then-school-record 3,979 yards of total offense, topping the mark of 3,220 by McGloin in the 2012 season...The 3,979 yards of total offense rank eighth in Big Ten season history...Threw 29 touchdown passes to rank tied for No. 6 in Big Ten season history.

Game: Owns eight of the top 22 single-game passing marks...His 384 yards vs. Wisconsin (12/3/16) rank No. 4 in Penn State history and are a Big Ten Championship Game record...Threw for a then-junior single-game-record 381 yards at Michigan State (11/4/17), a total that sits No. 5 on Penn State's single-game list, surpassing Kerry Collins' 352 yards at Michigan State in 1993...Also ranks No. 7 (376; Michigan State, 2016); No. 13 (342; vs. Washington, 2017), No. 17 (335; Minnesota, 2016), No. 18 (332; at Pittsburgh & at Indiana, 2016) and No. 22 (325; Nebraska, 2017)...Became the first Penn State quarterback with three rushing touchdowns in a game since at least 1967 vs. Michigan (10/21/17)...Completed 15-straight pass attempts at Northwestern (10/7/17) to break the Penn State record for consecutive completions, which was 14-straight completions by Collins at Minnesota in 1994...The 15 consecutive passes completed is tied for the third-most in a Big Ten Conference game with Purdue's Kyle Orton (at Wisconsin; 10/18/03)...Set the school record for passing yards in a first half with 258 yards vs. Georgia State (9/16/17)...Became the first Penn State

quarterback with multiple 400-yard total offense games accounting for 402 total offense yards (342 passing, 60 rushing) vs. Washington in the 2017 PlayStation Fiesta Bowl to rank No. 4 on the single-game charts...Was just the third Penn State quarterback to register more than 400 yards of total offense in a game, logging 408 total offense yards (335 passing, 73 rushing) vs. Minnesota (10/1/16) to rank No. 3 all-time...Set the Big Ten Championship Game records for passing yards (384) and passing touchdowns (4) vs. Wisconsin (12/3/16).

» 2018
Awards: Among the candidates on the preseason watch list for the Maxwell Award (national player of the year), Davey O'Brien Award (nation's top quarterback), Wuerffel Trophy (college football's premier award for community service) and Walter Camp Award (national player of the year).

Season: Made one start...One of 10 Penn Staters to enter 2018 having already earned a degree...Graduated with his degree in accounting in May 2018.

Appalachian State (9/1): Completed 20-of-35 passes for 229 yards and a touchdown...Rushed for 53 yards and two touchdowns, his second career multi-rushing touchdown game...Recorded his 17th career game with a passing and rushing touchdown...On the game-tying drive, completed 5-of-6 passes for 47 yards, ending with a 15-yard touchdown throw to J.J. Hamler.

» 2018 GAME-BY-GAME
Passing (Comp.-Att.-Yds.-TD-INT)
 APPALACHIAN STATE 20-35-229-1-0.

» MCSORLEY'S CAREER PASSING STATISTICS & GAME HIGHS

	C-A	Yds.	%	TD-INT	YPG	LG
2015	20-40	185	50.0	2-0	26.4	21
2016	224-387	3,614	57.9	29-8	258.1	80
2017	284-427	3,570	66.5	28-10	274.6	85
2018	20-35	229	57.1	1-0	229.0	46
CAREER	548-889	7,598	61.6	60-18	223.5	85

Pass Completions 32; vs. Washington, 12/30/17
Pass Attempts 48; at Iowa, 9/23/17
Passing Yards 384; vs. Wisconsin, 12/3/16
Passing Touchdowns 4; Three Times: Last Georgia State, 9/16/17
Long Pass85 yards; Georgia State, 9/16/17


» 2018 GAME-BY-GAME
Rushing (Carries-Yards-TD)
 APPALACHIAN STATE 12-53-2.

» MCSORLEY'S CAREER OFFENSIVE STATISTICS & GAME HIGHS

	Att.-Yds.	Avg.	TD	LG	Rec.-Yds.	Avg.	TD	LG
2015	13-43	3.3	-	14	-	-	-	-
2016	146-365	2.5	7	26	-	-	-	-
2017	144-491	3.4	11	36	-	-	-	-
2018	12-53	4.4	2	12	-	-	-	-
CAREER	315-954	3.0	20	36	-	-	-	-

Rush Attempts 19; Ohio State, 10/22/16
Rush Yards 81; Maryland, 10/8/16
Rushing Touchdowns 3; Michigan, 10/21/17
Long Rush 36 yards; Pittsburgh, 9/9/17
Total Offense Yards 408; Minnesota, 10/1/16
All-Purpose Yards 81; Maryland, 10/8/16

NOTE: Has one career tackle (vs. Michigan, 2017).



MICHAL MENET 62

Offensive Line | 6-4 | 306
Junior/Sophomore
Birdsboro, Pa./Exeter Township Senior
Major: Psychology

» 2018

Season: Made one start.

Appalachian State (9/1): Helped the Nittany Lion offense to 434 yards, including 204 on the ground...Cleared the way for five rushing touchdowns, including two by Trace McSorley and two by Miles Sanders... Helped McSorley to collect his 17th game with a passing and a rushing touchdown...Sanders set a career high with 91 yards, while Ricky Slade scored his first career touchdown, a 27-yard run.



JARVIS MILLER 9

Linebacker | 6-2 | 219
Senior/Junior
Suffield, Conn./Windsor Locks/Suffield/East Granby
Major: Criminology

» 2018

Season: Appeared in one game.

Appalachian State (9/1): Made two stops, including one for loss.

» 2018 GAME-BY-GAME

Tackles (Solo-Assisted-Total)
APPALACHIAN STATE 1-1-2.

» J. MILLER'S CAREER STATISTICS & GAME HIGHS

	UA-A	TK	FF	FR	I	PBU	SACK	TFL
2016	2-3	5	-	-	-	-	-	-
2017	5-5	10	-	-	-	1	1.0-1	1.0-1
2018	1-1	2	-	-	-	-	-	1.0-6
CAREER	8-9	17	-	-	-	1	1.0-1	2.0-7

Tackles 5; Akron, 9/2/17
Sacks 1.0; Akron, 9/2/17
Tackles for Loss 1.0; Twice: Last vs. Appalachian State, 9/1/18
Pass Breakups 1; at Northwestern, 10/7/18



SHAREEF MILLER 48

Defensive End | 6-5 | 259
Senior/Junior
Philadelphia, Pa./George Washington
Major: Rehabilitation & Human Services

» 2018

Awards: Among the candidates on the preseason watch list for the Bednarik Award, given to the national defensive player of the year.

Season: Made one start.

Appalachian State (9/1): Recorded three tackles and a tackle for loss.

» 2018 GAME-BY-GAME

Tackles (Solo-Assisted-Total)
APPALACHIAN STATE 1-2-3.

» S. MILLER'S CAREER STATISTICS & GAME HIGHS

	UA-A	TK	FF	FR	I	PBU	SACK	TFL
2016	13-9	22	1	-	-	-	2.0-18	5.5-27
2017	20-17	37	-	1	-	-	5.0-30	11.0-51
2018	1-2	3	-	-	-	-	-	1.0-2
CAREER	34-28	62	1	1	-	-	7.0-48	17.5-80

Tackles 5; Three Times: Last at Ohio State, 10/28/17
Sacks 2.0; Twice: Last Pittsburgh, 9/9/17
Tackles for Loss 2.5; Pittsburgh, 9/9/17
Forced Fumbles 1; at Indiana, 11/12/16
Fumble Recoveries 1; at Ohio State, 10/28/17



MIKE MIRANDA 73

Offensive Line | 6-3 | 303
Sophomore/Freshman
Stow, Ohio/Stow-Munroe Falls
Major: Division of Undergraduate Studies

» 2018

Season: Appeared in one game...One of 17 players to make their Penn State debut vs. App State.

Appalachian State (9/1): Made his first career appearance, appearing on special teams.



AYRON MONROE 23

Safety | 5-11 | 207
Senior/Junior
Largo, Md./Saint Johns College H.S.
Major: Information Sciences & Technology

» 2018

Season: Appeared in one game.

Appalachian State (9/1): Played on defense and special teams.

» 2018 GAME-BY-GAME

Tackles (Solo-Assisted-Total)
APPALACHIAN STATE 0-0-0.

» MONROE'S CAREER STATISTICS & GAME HIGHS

	UA-A	TK	FF	FR	I	PBU	SACK	TFL
2016	3-9	12	-	-	-	1	-	-
2017	8-10	18	-	-	-	1	0.5-2	1.5-5
2018	-	-	-	-	-	-	-	-
CAREER	11-19	30	-	-	-	2	0.5-2	1.5-5

Tackles 7; Rutgers, 11/11/17
Tackles for Loss 1.0; Georgia State, 9/16/17
Sacks 0.5; Rutgers, 11/11/17
Pass Breakups 1; Twice: Last Georgia State, 9/16/17



PJ MUSTIPHER 93

Defensive Tackle | 6-4 | 305
Freshman/Freshman
Owings Mills, Md./McDonogh School
Major: Division of Undergraduate Studies

» 2018

Season: Appeared in one game...One of eight true freshmen to make their debut vs. App State...One of 17 players to make their Penn State debut vs. App State.

Appalachian State (9/1): Made his first career appearance, assisting on a tackle.

» 2018 GAME-BY-GAME

Tackles (Solo-Assisted-Total)
APPALACHIAN STATE 0-1-1.

» MUSTIPHER'S CAREER STATISTICS & GAME HIGHS

	UA-A	TK	FF	FR	I	PBU	SACK	TFL
2018	0-1	1	-	-	-	-	-	-
CAREER	0-1	1	-	-	-	-	-	-

Tackles 1; Appalachian State, 9/1/18



AMANI ORUWARIYE 21

Cornerback | 6-1 | 201
Graduate/Senior
Tampa, Fla./Gaither
Major: Journalism (2nd degree)

» 2018

Season: Made one start...One of 10 Penn Staters to enter 2018 having already earned a degree...Graduated with his degree in telecommunications in December 2017.

Appalachian State (9/1): Made his first career start...Tied a career high with seven tackles...Sealed the game with an interception in overtime, his sixth career pick, his third-straight season opener with a pick...Forced the first fumble of his career.

» 2018 GAME-BY-GAME

Tackles (Solo-Assisted-Total)
APPALACHIAN STATE 7-0-7.

» ORUWARIYE'S CAREER STATISTICS & GAME HIGHS

	UA-A	TK	FF	FR	I	PBU	SACK	TFL
2015	1-4	5	-	-	-	1	-	-
2016	13-10	23	-	-	1	1	-	-
2017	19-9	28	-	-	4	8	-	-
2018	7-0	7	1	-	1	-	-	-
CAREER	40-23	63	1	-	6	10	-	-

Tackles 7; Twice: Last vs. Appalachian State, 9/1/18
Interceptions 1; Six Times: Last vs. Appalachian State, 9/1/18
Long Interception Return 30 yards; Kent State, 9/3/16
Pass Breakups 5; at Michigan State, 11/4/17
Forced Fumbles 1; at Appalachian State, 9/1/18

NOTE: Has one career touchdown - a 30-yard interception return vs. Kent State.



MICAH PARSONS 11

Linebacker | 6-3 | 237
Freshman/Freshman
Harrisburg, Pa./Harrisburg
Major: Division of Undergraduate Studies

» 2018

Season: Appeared in one game...One of eight true freshmen to make their debut vs. App State...One of 17 players to make their Penn State debut vs. App State.

Appalachian State (9/1): Made his first career appearance, seeing time on defense and special teams...Assisted on four tackles and recovered an on-side kick.

» 2018 GAME-BY-GAME

Tackles (Solo-Assisted-Total)
APPALACHIAN STATE 0-4-4.

» PARSONS' CAREER STATISTICS & GAME HIGHS

	UA-A	TK	FF	FR	I	PBU	SACK	TFL
2018	0-4	4	-	-	-	-	-	-
CAREER	0-4	4	-	-	-	-	-	-

Tackles 4; Appalachian State, 9/1/18



JOHN PETRISHEN 16
 Safety | 6-0 | 202
 Senior/Junior
 Lower Burrell, Pa./Pittsburgh Central Catholic
 Major: Communication Arts & Sciences


» 2018
Season: Appeared in one game.
Appalachian State (9/1): Played on special teams.

» 2018 GAME-BY-GAME
Tackles (Solo-Assisted-Total)
 APPALACHIAN STATE 0-0-0.

» PETRISHEN'S CAREER STATISTICS & GAME HIGHS

	UA-A	TK	FF	FR	I	PBU	SACK	TFL
2016				DNP				
2017	2-1	3	-	-	-	-	-	1.0-2
2018	-	-	-	-	-	-	-	-
CAREER	2-1	3	-	-	-	-	-	1.0-2

Tackles 2; Georgia State, 9/16/17
Tackles for Loss 1.0; Georgia State, 9/16/17



JAKE PINEGAR 92
 Kicker | 6-2 | 195
 Freshman/Freshman
 Ankeny, Iowa/Ankeny Centennial
 Major: Division of Undergraduate Studies

» 2018
Season: Made one start as placekicker...One of eight true freshmen to make their debut vs. App State...One of 17 players to make their Penn State debut vs. App State...One of 10 players to make their first career start vs. App State.

Appalachian State (9/1): Earned his first career start...Connected on his only field goal attempt, a 32-yard kick in the second quarter...Hit all six extra point attempts.

» PINEGAR'S CAREER SCORING STATISTICS & GAME HIGHS

	FGM-A	%	0-19	20-29	30-39	40-49	50+	LG	XP	PTS
2018	1-1	100.0	-	-	1-1	-	-	32	6-6	9
CAREER	1-1	100.0	-	-	1-1	-	-	32	6-6	9

Points Scored 8; Appalachian State, 9/1/18
PATs Made 6; Appalachian State, 9/1/18
Field Goals Made 1; Appalachian State, 9/1/18
Field Goals Attempted 1; Appalachian State, 9/1/18
Longest Field Goal 32 yards; Appalachian State, 9/1/18



BRANDON POLK 10
 Wide Receiver | 5-9 | 180
 Senior/Junior
 Ashburn, Va./Briar Woods
 Major: Criminology

» 2018
Season: Appeared in one game.

Appalachian State (9/1): Caught two passes for 19 yards...Made a key 10-yard grab on fourth-and-2 on PSU's game-tying drive in the fourth quarter.

» 2018 GAME-BY-GAME
Receiving (Receptions-Yards-TD)
 APPALACHIAN STATE 2-19-0.

» POLK'S CAREER STATISTICS & GAME HIGHS

	Att.-Yds.	Avg.	TD	LG	Rec.-Yds.	Avg.	TD	LG
2015	18-159	8.8	1	33	6-57	9.5	1	39
2016	-	-	-	-	2-18	9.0	-	14
2017	-	-	-	-	10-130	13.0	1	23
2018	-	-	-	-	2-19	9.5	-	10
CAREER	18-159	8.8	1	33	20-224	11.4	2	39

Rushing Attempts 3; Three Times: Last vs. Georgia, 1/2/16
Rushing Yards 50; at Temple, 9/5/15
Rushing Touchdowns 1; Buffalo, 9/12/15
Longest Rush 33 yards; at Temple, 9/5/15
Receptions 3; at Northwestern, 10/7/17
Receiving Yards 46; Indiana, 10/10/15
Receiving Touchdowns 1; Twice: Last Georgia State, 9/16/17
Longest Reception 39 yards; Indiana, 10/10/15

All-Purpose Yards 89; at Ohio State, 10/17/15
NOTE: Has 14 career kickoff returns for 304 yards (21.7 ypr).



JOHN REID 29
 Cornerback | 5-10 | 185
 Senior/Junior
 Mount Laurel, N.J./St. Joseph's Prep (Pa.)
 Major: Data Sciences

» 2018
Season: Made one start.

Appalachian State (9/1): Recorded a solo tackle and a QB hurry.

» 2018 GAME-BY-GAME
Tackles (Solo-Assisted-Total)
 APPALACHIAN STATE 1-0-1.

» REID'S CAREER STATISTICS & GAME HIGHS

	UA-A	TK	FF	FR	I	PBU	SACK	TFL
2015	18-11	29	1	1	2	5	-	1.0-2
2016	23-13	36	-	1	1	9	0.5-3	5.0-19
2017				DNP - Injury				
2018	1-0	1	-	-	-	-	-	-
CAREER	42-24	66	1	2	3	114	0.5-3	6.0-21

Tackles 5; Four Times: Last Maryland, 10/8/16
Sacks 0.5; Kent State, 9/3/16
Tackles for Loss 2.0; at Rutgers, 11/19/16
Forced Fumbles 1; vs. Maryland, 10/24/15
Fumble Recoveries 1; Twice: Last at Pittsburgh, 9/10/16
Interceptions 1; Three Times: Last Temple, 9/17/16
Long Interception Return 44 yards; Rutgers, 9/19/15
Pass Breakups 2; Four Times: Last vs. USC, 1/2/17

NOTE: Owns 22 career punt returns for 166 yards (7.5 ypr), all coming in 20.



MILES SANDERS 24
 Running Back | 5-11 | 207
 Junior/Junior
 Pittsburgh, Pa./Woodland Hills
 Major: Recreation, Parks and Tourism Management

» CAREER NOTES & RECORDS

Season: Owns the Penn State season record with 33 kickoff returns in 2016, passing former teammate Grant Haley's mark of 32 from 2014...His 688 kickoff return yards in 2016 rank No. 2 on the school season list behind Chaz Powell (733 yards; 2011).

» 2018
Awards: Among the candidates on the preseason watch list for the Doak Walker Award, given to the nation's top running back.

Season: Made one start.

Appalachian State (9/1): Set career highs with 19 rushes and 91 yards, with 62 yards coming in the fourth quarter and overtime...Rushed for two touchdowns, including the go-ahead 4-yard score in overtime...Set a career high with three receptions for 20 yards.

» 2018 GAME-BY-GAME
Rushing (Carries-Yards-TD)
 APPALACHIAN STATE 19-91-2.

Receiving (Receptions-Yards-TD)
 APPALACHIAN STATE 3-20-0.

» SANDERS' CAREER OFFENSIVE STATISTICS & GAME HIGHS

	Att.-Yds.	Avg.	TD	LG	Rec.-Yds.	Avg.	TD	LG
2016	25-184	7.4	1	57	2-24	12.0	1	21
2017	31-191	6.2	2	31	6-30	5.0	-	7
2018	19-91	4.8	2	15	3-20	6.6	-	10
CAREER	75-466	6.2	3	57	11-74	6.7	1	21

Rushing Attempts 19; Appalachian State, 9/1/18
Rushing Yards 91; Appalachian State, 9/1/18
Rushing Touchdowns 2; Appalachian State, 9/1/18
Longest Rush 57 yards; at Rutgers, 11/19/16


Receptions 3; Appalachian State, 9/1/18
Receiving Yards 21; at Purdue, 10/29/16
Receiving Touchdowns 1; at Purdue, 10/29/16
Longest Reception 21 yards; at Purdue, 10/29/16

» SANDERS' CAREER KICKOFF RETURN STATISTICS & GAME HIGHS

	No.	Yds.	Avg.	TD	LG
2016	33	688	20.8	-	48
2017	5	76	15.2	-	23
2018	-	-	-	-	-
CAREER	38	764	20.1	-	48

Kickoff Returns 4; Four Times: Last vs. Washington, 12/30/17
Kickoff Return Yards 89; Ohio State, 10/22/16
Longest Kickoff Return 48 yards; Iowa, 11/5/16

All-Purpose Yards 111; Appalachian State, 9/1/18



RICKY SLADE 4
 Running Back | 5-9 | 198
 Freshman/Freshman
 Woodbridge, Va./C.D. Hylton
 Major: Division of Undergraduate Studies

» 2018
Season: Appeared in one game...One of eight true freshmen to make their debut vs. App State...One of 17 players to make their Penn State debut vs. App State.

Appalachian State (9/1): Made first career appearance...Rushed six times for 39 yards...Tallied his first career touchdown on a 27-yard run in the third quarter.

» 2018 GAME-BY-GAME
Rushing (Carries-Yards-TD)
 APPALACHIAN STATE 6-39-1.

» SLADE'S CAREER OFFENSIVE STATISTICS & GAME HIGHS

	Att.-Yds.	Avg.	TD	LG	Rec.-Yds.	Avg.	TD	LG
2018	6-39	6.5	1	27	-	-	-	-
CAREER	6-39	6.5	1	27	-	-	-	-

Rushing Attempts 6; Appalachian State, 9/1/18
Rushing Yards 39; Appalachian State, 9/1/18
Rushing Touchdowns 1; Appalachian State, 9/1/18
Longest Rush 27 yards; Appalachian State, 9/1/18



NICK SCOTT 4

Safety | 5-11 | 199
Graduate/Senior
Fairfax, Va./Fairfax
Major: Labor & Employment Relations (2nd degree)

» 2018

Awards: Among the candidates on the preseason watch list for the Allstate AFCA Good Works Team.

Season: Made one start...One of 10 Penn Staters to enter 2018 having already earned a degree...Graduated with his degree in psychology in May 2018.

Appalachian State (9/1): Made a career-best nine stops, with five solo... Notched his first career sack and tied career highs with a full tackle for loss and a pass breakup.

» 2018 GAME-BY-GAME

Tackles (Solo-Assisted-Total)
APPALACHIAN STATE 5-4-9.

» SCOTT'S CAREER STATISTICS & GAME HIGHS

	UA-A	TK	FF	FR	I	PBU	SACK	TFL
2015	5-3	8	-	-	-	-	-	-
2016	3-5	8	-	-	-	1	-	-
2017	17-16	33	-	1	-	-	-	1.5-2
2018	5-4	9	-	-	-	1	-	-
CAREER	30-28	58	-	1	-	2	-	1.5-2

Tackles 9; Appalachian State, 9/1/18
Tackles for Loss 1.0; Twice: Last vs. Appalachian State, 9/1/18
Pass Breakups 1; Twice: Last vs. Appalachian State, 9/1/18
Fumble Recoveries 1; Indiana, 9/30/17

NOTE: Has two career touchdowns, one coming on a fumble recovery vs. Indiana in 2018 and the other a rushing score vs. Army in 2015...Owns 624 all-purpose yards in his career (133 rushing, 43 receiving, 448 kickoff return)...Has one career touchdown pass, hitting Christian Hackenberg with a passing score vs. Illinois in 2015.



ANTONIO SHELTON 55

Defensive Tackle | 6-2 | 308
Junior/Sophomore
Westerville, Ohio/Westerville-North
Major: Journalism

» 2018

Season: Appeared in one game.

Appalachian State (9/1): Tied a career high with two tackles, including one solo.

» 2018 GAME-BY-GAME

Tackles (Solo-Assisted-Total)
APPALACHIAN STATE 1-1-2.

» SHELTON'S CAREER STATISTICS & GAME HIGHS

	UA-A	TK	FF	FR	I	PBU	SACK	TFL
2017	0-5	5	-	-	-	-	1.0-4	1.5-5
2018	1-1	2	-	-	-	-	-	-
CAREER	1-6	7	-	-	-	-	1.0-4	1.5-5

Tackles 2; Three Times: Last vs. Appalachian State, 9/1/18
Tackles for Loss 1.0; Georgia State, 9/16/17
Sacks 0.5; Twice: Last Rutgers, 11/11/17




ZACH SIMPSON 64

Offensive Line | 6-3 | 302
Senior/Junior
Hollidaysburg, Pa./Hollidaysburg Area
Major: Economics

» 2018

Season: Appeared in one game.

Appalachian State (9/1): Saw playing time on special teams.



CAM SULLIVAN-BROWN 81

Wide Receiver | 6-0 | 189
Sophomore/Freshman
Bowie, Md./Saint Vincent Pallotti
Major: Division of Undergraduate Studies

» 2018

Season: Appeared in one game.

Appalachian State (9/1): Made his first career appearance...Saw playing time on offense.



JONATHAN SUTHERLAND 26

Safety | 5-11 | 196
Sophomore/Freshman
Ottawa, Ont./Episcopal (Va.)
Major: Division of Undergraduate Studies

» 2018

Season: Appeared in one game...One of 17 players to make their Penn State debut vs. App State

Appalachian State (9/1): Saw playing time on special teams...Assisted on a tackle.

» 2018 GAME-BY-GAME

Tackles (Solo-Assisted-Total)
APPALACHIAN STATE 0-1-1.

» SUTHERLAND'S CAREER STATISTICS & GAME HIGHS

	UA-A	TK	FF	FR	I	PBU	SACK	TFL
2018	0-1	1	-	-	-	-	-	-
CAREER	0-1	1	-	-	-	-	-	-

Tackles 1; Appalachian State, 9/1/18



NICK TARBURTON 46

Defensive End | 6-3 | 246
Freshman/Freshman
Green Lane, Pa./Pennridge
Major: Division of Undergraduate Studies

» 2018

Season: Appeared in one game...One of eight true freshmen to make their debut vs. App State...One of 17 players to make their Penn State debut vs. App State.

Appalachian State (9/1): Made his college debut, seeing time on defense and special teams.



GARRETT TAYLOR 17

Safety | 6-0 | 206
Senior/Junior
Richmond, Va./Saint Christopher's
Major: Advertising & Public Relations (Smeal Business Cert.)

» 2018

Season: Made one start...One of 10 players to make their first career start vs. App State.

Appalachian State (9/1): Earned his first career start...Made a career -high eight tackles, including six solo.

» 2018 GAME-BY-GAME

Tackles (Solo-Assisted-Total)
APPALACHIAN STATE 6-2-8.

» TAYLOR'S CAREER STATISTICS & GAME HIGHS

	UA-A	TK	FF	FR	I	PBU	SACK	TFL
2016	1-1	2	-	-	-	1	-	-
2017	6-6	12	-	1	-	1	-	-
2018	6-2	8	-	-	-	-	-	-
CAREER	13-9	22	-	1	-	2	-	-

Tackles 8; Appalachian State, 9/1/18
Fumble Recoveries 1; Rutgers, 11/11/17
Pass Breakups 1; Twice: Last Akron, 9/2/17



JOHNATHAN THOMAS 20

Running Back | 5-11 | 221
Graduate/Senior
Peabody, Mass./St. John's Prep
Major: Journalism (3rd degree)

» 2018

Season: Appeared in one game...One of 10 Penn Staters to enter 2018 having already earned a degree...Has two degrees, graduating with his degree in sociology in December 2017 and a second degree in criminology in May 2018.

Appalachian State (9/1): Saw playing time on special teams.

» 2018 GAME-BY-GAME

Rushing (Carries-Yards-TD)
APPALACHIAN STATE 0-0-0.

» THOMAS' OFFENSIVE CAREER STATISTICS & GAME HIGHS

	Att.-Yds.	Avg.	TD	LG	Rec.-Yds.	Avg.	TD	LG
2015	11-42	3.8	-	11	-	-	-	-
2016	-	-	-	-	-	-	-	-
2017	-	-	-	-	-	-	-	-
2018	-	-	-	-	-	-	-	-
CAREER	11-42	3.8	-	11	-	-	-	-

Rushing Attempts 7; Army, 10/3/15
Rushing Yards 28; Army, 10/3/15
Long Rush 11 yards; Army, 10/3/15

Total Offense Yards 28; Army, 10/3/15
All-Purpose Yards 28; Army, 10/3/15

NOTE: Has five career tackles, all coming on special teams in 2017.



DeANDRE THOMPKINS 3

Wide Receiver | 5-11 | 188
Graduate/Senior
Hubert, N.C./Swansboro
Major: Criminology (2nd degree)

» CAREER NOTES AND RECORDS

Game: Set a school record for punt return average in a game with 31.8 yard per return vs. Akron (9/2/17), besting Derrick Williams' mark of 31.7 vs. Temple (2006).

» 2018

Season: Made one start...One of 10 Penn Staters to enter 2018 having already earned a degree...Graduated with his degree in psychology in December 2017.

Appalachian State (9/1): Had a 29-yard punt return in the first quarter.

» 2018 GAME-BY-GAME

Receiving (Receptions-Yards-TD)
APPALACHIAN STATE 0-0-0.

» THOMPKINS' CAREER OFFENSIVE STATISTICS & GAME HIGHS

	Att.-Yds.	Avg.	TD	LG	Rec.-Yds.	Avg.	TD	LG
2015	5-12	2.4	1	6	3-33	11.0	-	31
2016	-	-	-	-	27-440	16.3	1	70
2017	-	-	-	-	28-443	15.8	3	70
2018	-	-	-	-	-	-	-	-
CAREER	5-12	2.4	1	6	58-916	15.8	4	70

Rush Attempts 2; Twice: Last Indiana, 10/10/15
Rush Yards 11; Indiana, 10/10/15
Rushing Touchdowns 1; Rutgers, 9/19/15
Long Rush 6 yards; Indiana, 10/10/15

Receptions 6; Northwestern, 10/7/17
Receiving Yards 102; at Michigan State, 11/4/17
Receiving Touchdowns 1; Four Times: Last Nebraska, 11/18/17
Long Reception 70 yards; Twice: Last at Michigan State, 11/4/17

» 2018 GAME-BY-GAME

Punt Returns (Returns-Yards-TD-YPR)
APPALACHIAN STATE 1-29-0-29.0.

» THOMPKINS' CAREER PUNT RETURN STATISTICS & GAME HIGHS

	No.	Yds.	Avg.	TD	LG
2015	23	178	7.7	-	58
2016	1	2	2.0	-	2
2017	24	319	13.3	1	61
2018	1	29	29.0	-	29
CAREER	49	528	10.7	1	61

Punt Returns 5; Indiana, 10/10/15
Punt Return Yards 127; Akron, 9/2/17
Long Punt Return 61 yards; Akron, 9/2/17
Total Offense Yards 91; Maryland, 10/8/16
All-Purpose Yards 156; Akron, 9/2/17

NOTE: Owns one kickoff return for 5 yards (vs. Iowa, 11/5/16).



C.J. THORPE 69

Offensive Line | 6-3 | 322
 Sophomore/Freshman
 Glenshaw, Pa./Central Catholic
 Major: Division of Undergraduate Studies

» 2018

Season: Appeared in one game...One of 17 players to make their Penn State debut vs. App State.

Appalachian State (9/1): Saw playing time on special teams.



SHAKA TONEY 18

Defensive End | 6-3 | 241
 Junior/Sophomore
 Philadelphia, Pa./Imhotep Charter
 Major: Telecommunications

» 2018

Season: Appeared in one game.

Appalachian State (9/1): Saw playing time on defense.

» 2018 GAME-BY-GAME

Tackles (Solo-Assisted-Total)
 APPALACHIAN STATE 0-0-0.

» TONEY'S CAREER STATISTICS & GAME HIGHS

	UA-A	TK	FF	FR	I	PBU	SACK	TFL
2017	8-12	20	2	-	-	-	4.0-31	6.5-39
2018	-	-	-	-	-	-	-	-
CAREER	8-12	20	2	-	-	-	4.0-31	6.5-39

Tackles 4; Georgia State, 9/16/17
Tackles for Loss 2.0; Twice: Last at Northwestern, 10/7/17
Sacks 2.0; at Northwestern, 10/7/17
Forced Fumble 1; Twice: Last at Northwestern, 10/7/17



KYLE VASEY 96

Long Snapper | 6-2 | 226
 5th/Senior
 Lackawaxen, Pa./Wallenpaupack
 Major: Rehabilitation & Human Services

» 2018

Season: Appeared in one game.

Appalachian State (9/1): Helped Blake Gillikin to average 43.0 yards per punt and Jake Pinegar to hit a 32-yard field goal and all six extra points.

NOTE: Has one career tackle on punt coverage vs. Nebraska (2018).



LAMONT WADE 38

Cornerback | 5-9 | 195
 Sophomore/Sophomore
 Clairton, Pa./Clairton
 Major: Division of Undergraduate Studies

» 2018

Season: Appeared in one game.

Appalachian State (9/1): Saw playing time on defense and special teams...Assisted on one tackle.


» 2018 GAME-BY-GAME

Tackles (Solo-Assisted-Total)
 APPALACHIAN STATE 0-1-1.

» WADE'S CAREER STATISTICS & GAME HIGHS

	UA-A	TK	FF	FR	I	PBU	SACK	TFL
2017	14-17	31	1	-	-	3	-	-
2018	0-1	1	-	-	-	-	-	-
CAREER	14-18	32	1	-	-	3	-	-

Tackles 5; Twice: Last Nebraska, 11/18/17
Forced Fumbles 1; Rutgers, 11/11/17
Pass Breakups 1; Three Times: Last Nebraska, 11/18/17



ROBERT WINDSOR 54

Defensive Tackle | 6-4 | 304
 Senior/Junior
 Fond Du Lac, Wis./Fond Du Lac
 Major: Telecommunications

» 2018

Season: Made one start.

Appalachian State (9/1): Assisted on two tackles.

» 2018 GAME-BY-GAME

Tackles (Solo-Assisted-Total)
 APPALACHIAN STATE 0-2-2.

» WINDSOR'S CAREER STATISTICS & GAME HIGHS

	UA-A	TK	FF	FR	I	PBU	SACK	TFL
2016	9-14	23	-	-	-	-	1.0-6	1.5-6
2017	6-13	19	1	3	-	-	2.0-14	2.5-15
2018	0-2	2	-	-	-	-	-	-
CAREER	15-29	44	1	3	-	-	3.0-20	4.0-21

Tackles 4; Twice: Last Akron, 9/2/17
Sacks 1.0; Twice: Last Nebraska, 11/18/17
Tackles For Loss 1.0; Twice: Last Nebraska, 11/18/17
Forced Fumbles 1; Pittsburgh, 9/9/17
Fumble Recoveries 1; Three Times: Last at Maryland, 11/25/17



CHASZ WRIGHT 77

Offensive Line | 6-7 | 348
 Graduate/Senior
 Woodbridge, Va./Milford Academy
 Major: Communication Arts and Sciences (2nd degree)

» 2018

Season: Made one start...One of 10 Penn Staters to enter 2018 having already earned a degree...Graduated with his degree in telecommunications in May 2018.

Appalachian State (9/1): Helped the Nittany Lion offense to 434 yards, including 204 on the ground...Cleared the way for five rushing touchdowns, including two by Trace McSorley and two by Miles Sanders... Helped McSorley to collect his 17th game with a passing and a rushing touchdown...Sanders set a career high with 91 yards, while Ricky Slade scored his first career touchdown, a 27-yard run.

2018 RESULTS & STATISTICS

Date	PSU Rank	Opponent (Rank)	Score	Attendance	Big Ten	Overall
Sept. 1	10/9	APP STATE (-/RV)	W, 45-38 (OT)	105,232	--	1-0
Sept. 8		at Pittsburgh				
Sept. 15		KENT STATE				
Sept. 21		at Illinois*				
Sept. 29		OHIO STATE*				
Oct. 13		MICHIGAN STATE*				
Oct. 20		at Indiana*				
Oct. 27		IOWA*				
Nov. 3		at Michigan*				
Nov. 10		WISCONSIN*				
Nov. 17		at Rutgers*				
Nov. 24		MARYLAND*				

(*) Big Ten Conference game; Rankings - AP/Coaches

TEAM STATISTICS	Penn State	Opponent
SCORING	45	38
Points Per Game	45.0	38.0
Points Off Turnovers	0	0
FIRST DOWNS	24	22
Rushing	10	8
Passing	11	13
Penalty	3	1
RUSHING YARDAGE	205	159
Yards Gained Rushing	220	177
Yards Lost Rushing	15	18
Rushing Attempts	44	37
Average Per Rush	4.7	4.3
Average Per Game	205.0	159.0
TDs Rushing	5	2
PASSING YARDAGE	229	292
Comp-Att-Int	20-35-0	26-39-1
Average Per Pass	6.5	7.5
Average Per Catch	11.5	11.2
Average Per Game	229.0	292.0
TDs Passing	1	2
TOTAL OFFENSE	434	451
Total Plays	79	76
Average Per Play	5.5	5.9
Average Per Game	434.0	451.0
KICK RETURNS: #-Yards	1-52	3-130
PUNT RETURNS: #-Yards	1-29	1-11
INT RETURNS: #-Yards	1-0	0-0
KICK RETURN AVERAGE	52.0	43.3
PUNT RETURN AVERAGE	29.0	11.0
INT RETURN AVERAGE	0.0	0.0
FUMBLES-LOST	0-0	1-0
PENALTIES-Yards	2-10	9-100
Average Per Game	2.0	100.0
PUNTS-Yards	5-215	6-261
Average Per Punt	43.0	43.5
Net Punt Average	40.8	38.7
KICKOFFS-Yards	6-361	6-390
Average Per Kick	60.2	65.0
Net Kick Average	30.2	35.5
TIME OF POSSESSION/GAME	27:32	32:28
3RD-DOWN CONVERSIONS	6/15 (40%)	6/16 (37%)
4TH-DOWN CONVERSIONS	1/2 (50%)	2/2 (100%)
SACKS BY-Yards	2-14	1-8
MISC YARDS	0	0
TOUCHDOWNS SCORED	6	5
FIELD GOALS-ATTEMPTS	1-1	1-2
ON-SIDE KICKS	1-1	1-1
RED-ZONE SCORES	(6-6) 100%	(3-4) 75%
RED-ZONE TOUCHDOWNS	(5-6) 83%	(3-4) 75%
PAT-ATTEMPTS	(5-5) 100%	(5-5) 100%
ATTENDANCE	105,232	0

SCORE BY QUARTERS	1	2	3	4	OT	Total	Avg./G
Penn State	7	3	14	14	7	45	45.0
Opponents	10	0	0	28	0	38	38.0

PASSING	G	Rating	C-A-I	Pct.	Yards	TD	LP	Avg./G
McSorley, Trace	1	121.17	20-35-0	57.1	229	1	46	229.0
Penn State	1	121.17	21-36-0	57.1	229	1	46	229.0
Opponents	1	141.35	26-39-1	66.6	292	2	39	292.0

Statistician's Note: Passing rating formula: $[(8.4 \times \text{yards}) + (330 \times \text{touchdowns}) - (200 \times \text{interceptions}) + (100 \times \text{completions})] / \text{attempts}$.

RUSHING	G	Att.	Yards	Avg./Att.	TD	LG	Avg./G
Sanders, Miles	1	19	91	4.8	2	15	91.0
McSorley, Trace	1	12	53	4.4	2	12	53.0
Slade, Ricky	1	6	39	6.5	1	27	39.0
Allen, Mark	1	6	25	4.2	0	7	25.0
Penn State	1	44	205	4.7	5	27	204.0
Opponents	1	37	159	4.3	2	22	159.0

RECEIVING	G	No.	Yards	Avg./Rec.	TD	LG	Avg./G
Johnson, Juwan	1	6	67	11.2	0	17	67.0
Hamler, KJ	1	3	67	22.3	1	46	67.0
Sanders, Miles	1	3	20	6.7	0	10	20.0
Allen, Mark	1	3	18	6.0	0	9	18.0
Holland, Jonathan	1	2	36	18.0	0	29	36.0
Polk, Brandon	1	2	19	9.5	0	10	19.0
Dalton, Danny	1	1	2	2.0	0	2	2.0
Penn State	1	20	229	11.4	1	46	229.0
Opponents	1	26	292	11.2	2	39	292.0

TOTAL OFFENSE	G	Plays	Rushing	Passing	Total	Avg./G
McSorley, Trace	1	48	53	229	282	282.0
Sanders, Miles	1	19	91	0	91	91.0
Slade, Ricky	1	6	39	0	39	39.0
Allen, Mark	1	6	25	0	25	24.0
Penn State	1	79	205	229	434	434.0
Opponents	1	76	159	292	451	451.0

KICKOFF RETURNS	No.	Yards	Avg./Ret.	TD	LG
Hamler, KJ	1	52	52.0	0	52
Penn State	1	52	52.0	0	52
Opponents	3	130	43.3	1	100

PUNT RETURNS	No.	Yards	Avg./Ret.	TD	LG
Thompkins, DeAndre	1	29	29.0	0	29
Penn State	1	29	29.0	0	29
Opponents	1	11	11.0	0	11

38 2018 PENN STATE FOOTBALL

ALL-PURPOSE YARDAGE	G	Rushing	Receiving	Punt Returns	KO Returns	Int. Returns	Total	Avg./G
Hamler, KJ	1	0	67	0	52	0	119	119.0
Sanders, Miles	1	91	20	0	0	0	111	111.0
Johnson, Juwan	1	0	67	0	0	0	67	67.0
McSorley, Trace	1	53	0	0	0	0	53	53.0
Allen, Mark	1	25	18	0	0	0	43	43.0
Slade, Ricky	1	39	0	0	0	0	39	39.0
Holland, Jonathan	1	0	36	0	0	0	36	36.0
Thompkins, DeAndre	1	0	0	29	0	0	29	29.0
Polk, Brandon	1	0	19	0	0	0	19	19.0
Dalton, Danny	1	0	2	0	0	0	0	2.0
Penn State	1	205	229	29	52	0	515	515.0
Opponents	1	159	292	11	130	0	592	592.0

Points After Touchdown

SCORING	TD	FG	Kick	Rush	Rec.	Pass	DXP	Saf	Points
McSorley, Trace	2	0-0	0-0	0-0	0-0	0-0	0	0	12
Sanders, Miles	2	0-0	0-0	0-0	0-0	0-0	0	0	12
Pinegar, Jake	0	1-1	6-6	0-0	0-0	0-0	0	0	9
Hamler, KJ	1	0-0	0-0	0-0	0-0	0-0	0	0	6
Slader, Ricky	1	0-0	0-0	0-0	0-0	0-0	0	0	6
Penn State	6	1-1	6-6	0-0	0-0	0-0	0	0	45
Opponents	5	1-1	5-5	0-0	0-0	0-0	0	0	38

PUNTING	No.	Yards	Average	LG	TB	FC	I-20	50+	Blk.
Gillikin, Blake	5	215	43.0	55	0	3	1	1	0
Penn State	5	215	43.0	55	0	3	1	1	0
Opponents	6	261	43.5	53	0	3	2	1	0

FIELD GOALS	FG	Pct.	1-19	20-29	30-39	40-49	50+	LG	Blk.
Pinegar, Jake	1-1	100.0	0-0	0-0	1-1	0-0	0-0	32	0

Progression [Makes in ()]: (32)

KICKOFFS	No.	Yards	Average	TB	OB
Checa, Rafael	6	361	60.2	2	0
Penn State	6	361	60.2	2	0
Opponents		390	65.0	5	0

INTERCEPTIONS	No.	Yards	Average	TD	LG	FUMBLE RETURNS	No.	Yards	Average	TD	LG
Oruwariye, Amani	1	0	0.0	0	0	None					
Penn State	1	0	0.0	0	0						
Opponents	0	0	0.0	0	0						

DEFENSE	G-GS	Solo	Assist	Total	TFL-Yards	Sacks-Yards	Int.-Yards	PBU	QBH	FR-Yards	FF
Johnson, Jan	1-1	4	7	11	0-0	0-0	0-0	0	0	0-0	0
Scott, Nick	1-1	5	4	9	1.0-10	1.0-10	0-0	1	0	0-0	0
Taylor, Garrett	1-1	6	2	8	0-0	0-0	0-0	0	0	0-0	0
Oruwariye, Amani	1-1	7	0	7	0-0	0-0	1-0	0	0	0-0	1
Farmer, Koa	1-1	3	2	5	1.0-2	0-0	0-0	0	0	0-0	0
Brown, Cam	1-1	2	2	4	1.0-4	1.0-4	0-0	0	0	0-0	0
Castro-Fields, Tariq	1-0	2	2	4	0-0	0-0	0-0	2	0	0-0	0
Parsons, Micah	1-0	0	4	4	0-0	0-0	0-0	0	0	0-0	0
Gross-Matos, Yetur	1-1	2	1	3	0.5-1	0-0	0-0	0	1	0-0	0
Miller, Shareef	1-1	1	2	3	1.0-2	0-0	0-0	0	0	0-0	0
Shelton, Antonio	1-0	1	1	2	0-0	0-0	0-0	0	0	0-0	0
McPhearson, Zech	1-0	1	1	2	0-0	0-0	0-0	0	0	0-0	0
Miller, Jarvis	1-0	1	1	2	1.0-6	0-0	0-0	0	0	0-0	0
Johnson, Donovan	1-0	1	1	2	0-0	0-0	0-0	0	0	0-0	0
Windsor, Robert	1-1	0	2	2	0-0	0-0	0-0	0	0	0-0	0
Reid, John	1-1	1	0	1	0-0	0-0	0-0	0	1	0-0	0
Brooks, Ellis	1-0	0	1	2	0-0	0-0	0-0	0	0	0-0	0
Sutherland, Jonathan	1-0	0	1	1	0-0	0-0	0-0	0	0	0-0	0
Wade, Lamont	1-0	0	1	1	0-0	0-0	0-0	0	0	0-0	0
Joseph, Daniel	1-0	0	1	1	0-0	0-0	0-0	0	0	0-0	0
Hansard, Fred	1-1	0	1	1	0.5-0	0-0	0-0	0	0	0-0	0
Mustipher, P.J.	1-0	0	1	1	0-0	0-0	0-0	0	0	0-0	0
Penn State	1-0	37	38	75	6-26	2-14	1-0	3	3	0-0	1
Opponents	1-0	37	24	61	2-9	1-8	0-0	3	5	0-0	0

SCORING SUMMARY

Plays	Yds.	Time	Result	Qtr.	Scoring Play
APPALACHIAN STATE (7)					
7	75	2:58	TD	1	McSorley 12-yard run (Pinegar kick)
12	77	4:32	FG	2	Pinegar 32-yard field goal
8	65	3:22	TD	3	McSorley 10-yard run (Pinegar kick)
8	72	3:40	TD	3	Slade 27-yard run (Pinegar kick)
6	75	2:22	TD	4	Sanders 2-yard run (Pinegar kick)
7	48	0:57	TD	4	Hamler 15-yard pass from McSorley (Pinegar kick)
4	25	-	TD	OT	Sanders 4-yard run (Pinegar kick)

PENN STATE GAME-BY-GAME

	App	at Pitt	KSU	at ILL	OSU	MSU	at IND	IOWA	at MICH	WIS	at RU	UMD
First Downs	24											
Rushing	10											
Passing	11											
Penalty	3											
Net Yards Rushing	204											
Rushing Attempts	43											
Average Per Rush	4.7											
Rushing Touchdowns	5											
Yards Gained	219											
Yards Lost	15											
Net Yards Passing	230											
Completions	21											
Attempts	36											
Interceptions	0											
Yards Per Attempt	6.4											
Yards Per Completion	11.0											
Passing Touchdowns	1											
Total Offensive Yards	434											
Plays	79											
Yards Per Play	5.5											
Fumbles-Lost	--											
Penalties-Yards	2-10											
Punts-Yards	5-215											
Yards Per Punt	43.0											
Net Yards Per Punt	40.8											
Inside 20	1											
50+ Yard Kicks	1											
Touchbacks	0											
Fair Catch	3											
Kickoffs-Yards	6-361											
Yards Per Kickoff	60.2											
Net Yards Per Kickoff	30.2											
Touchbacks	2											
Punt Returns	1											
Yards	29											
Touchdowns	0											
Yards Per Return	29.0											
Kickoff Returns	1											
Yards	52											
Touchdowns	0											
Yards Per Return	52.0											
Interceptions	1											
Yards	0											
Touchdowns	0											
Fumble Recoveries	0											
Returns-Yards	0-0											
Touchdowns	0											
Miscellaneous Yards	0											
Possession Times	27:32											
1st Quarter	6:37											
2nd Quarter	8:31											
3rd Quarter	7:02											
4th Quarter	5:22											
3rd-Down Conversions	6-15											
4th-Down Conversions	1-2											
Red Zone Scoring	6-6											
Touchdowns	5											
Field Goals	1											
Sacks By-Yards	2-14											
PAT Kicks	6-6											
Field Goals	1-1											
Total Points	45											
Touchdowns Rushing	5											
Touchdowns Passing	1											
Touchdown Returns	0											
Other Touchdowns	0											
Safeties	0											
Kick PAT-Attempts	6-6											
2pt PAT-Attempts	0-0											
Field Goals-Attempts	1-1											
Points Off Turnovers	0											

OPPONENT GAME-BY-GAME

	App	at Pitt	KSU	at ILL	OSU	MSU	at IND	IOWA	at MICH	WIS	at RU	UMD
First Downs	22											
Rushing	8											
Passing	13											
Penalty	1											
Net Yards Rushing	159											
Rushing Attempts	37											
Average Per Rush	4.3											
Rushing Touchdowns	2											
Yards Gained	177											
Yards Lost	18											
Net Yards Passing	292											
Completions	26											
Attempts	39											
Interceptions	1											
Yards Per Attempt	7.5											
Yards Per Completion	11.2											
Passing Touchdowns	2											
Total Offensive Yards	451											
Plays	76											
Yards Per Play	5.9											
Fumbles-Lost	1-0											
Penalties-Yards	9-100											
Punts-Yards	6-261											
Yards Per Punt	43.5											
Net Yards Per Punt	38.7											
Inside 20	2											
50+ Yard Kicks	1											
Touchbacks	0											
Fair Catch	3											
Kickoffs-Yards	6-390											
Yards Per Kickoff	65.0											
Net Yards Per Kickoff	35.5											
Touchbacks	5											
Punt Returns	1											
Yards	11											
Touchdowns	0											
Yards Per Return	11.0											
Kickoff Returns	3											
Yards	130											
Touchdowns	1											
Yards Per Return	43.3											
Interceptions	0											
Yards	0											
Touchdowns	0											
Fumble Recoveries	0											
Returns-Yards	0-0											
Touchdowns	0											
Miscellaneous Yards	0											
Possession Times	32:28											
1st Quarter	8:23											
2nd Quarter	6:29											
3rd Quarter	7:58											
4th Quarter	9:38											
3rd-Down Conversions	6-16											
4th-Down Conversions	2-2											
Red Zone Scoring	3-4											
Touchdowns	3											
Field Goals	0											
Sacks By-Yards	1-8											
PAT Kicks	5-5											
Field Goals	1-2											
Total Points	38											
Touchdowns Rushing	2											
Touchdowns Passing	2											
Touchdown Returns	1											
Other Touchdowns	0											
Safeties	0											
Kick PAT-Attempts	5-5											
2pt PAT-Attempts	0-0											
Field Goals-Attempts	1-2											
Points Off Turnovers	0											

INDIVIDUAL GAME-BY-GAME

RUSHING

(ATT-YDS-TD)	App	at Pitt	KSU	at ILL	OSU	MSU	at IND	IOWA	at MICH	WIS	at RU	UMD
Allen, Mark	6-25-0											
McSorley, Trace	12-53-2											
Sanders, Miles	19-95-2											
Slade, Ricky	6-39-1											
TEAM	1(-3)-0											

RECEIVING

(REC-YDS-TD)	App	at Pitt	KSU	at ILL	OSU	MSU	at IND	IOWA	at MICH	WIS	at RU	UMD
Allen, Mark	3-18-0											
Dalton, Danny	1-2-0											
Hamler, KJ	3-67-1											
Holland, Jonathan	2-36-0											
Johnson, Juwan	6-67-0											
Polk, Brandon	2-19-0											
Sanders, Miles	3-20-0											

PASSING

Trace McSorley

	C-A-I	Pct.	Yards	TD	Long	Sack-Yards	Efficiency
APP STATE	20-35-0	57.1	229	0	46	1-8	121.17
at Pitt							
KENT STATE							
at Illinois							
OHIO STATE							
MICHIGAN STATE							
at Indiana							
IOWA							
at Michigan							
WISCONSIN							
at Rutgers							
MARYLAND							

Tommy Stevens

	C-A-I	Pct.	Yards	TD	Long	Sack-Yards	Efficiency
APP STATE							DNP
at Pitt							
KENT STATE							
at Illinois							
OHIO STATE							
MICHIGAN STATE							
at Indiana							
IOWA							
at Michigan							
WISCONSIN							
at Rutgers							
MARYLAND							

KICKING & PUNTING

KICKOFFS

Season	KO	Total Yards	TB	OB	Kick Avg.	Returns	Rtn. Yds.	Yds./Rtn.
Checa, Rafael	6	361	2	0	60.2	3	130	43.3

Season	KO	Total Yards	TB	OB	Kick Avg.	Returns	Rtn. Yds.	Yds./Rtn.
APP STATE	6	361	2	0	60.2	3	130	43.3
at Pitt								
KENT STATE								
at Illinois								
OHIO STATE								
MICHIGAN STATE								
at Indiana								
IOWA								
at Michigan								
WISCONSIN								
at Rutgers								
MARYLAND								

PUNTING

Season	No.	Total Yds	Avg.	Long	FC	120	50+	Blk
Gillikin, Blake	5	215	43.0	55	3	1	1	0

Game	No.	Total Yds	Avg.	Long	FC	120	50+	Blk
APP STATE	5	215	43.0	55	3	1	1	0
at Pitt								
KENT STATE								
at Illinois								
OHIO STATE								
MICHIGAN STATE								
at Indiana								
IOWA								
at Michigan								
WISCONSIN								
at Rutgers								
MARYLAND								

INDIVIDUAL GAME-BY-GAME

TACKLES

(UT-AT-TT)	UT-AT	TT	App	at Pitt	KSU	at ILL	OSU	MSU	at IND	IOWA	at MICH	WIS	at RU	UMD
Johnson, Jan	4-7	11	4-7											
Scott, Nick	5-4	9	5-4											
Taylor, Garrett	6-2	8	6-2											
Oruwariye, Amani	7-0	7	7-0											
Farmer, Koa	3-2	5	3-2											
Castro-Fields, Tariq	2-2	4	2-2											
Brown, Cam	2-2	4	2-2											
Parsons, Micah	0-4	4	0-4											
Gross-Matos, Yetur	2-1	3	2-1											
Miller, Shareef	1-2	3	1-2											
Shelton, Antonio	1-1	2	1-1											
McPhearson, Zech	1-1	2	1-1											
Johnson, Donovan	1-1	2	1-1											
Miller, Jarvis	1-1	2	1-1											
Windsor, Robert	0-2	2	0-2											
Reid, John	1-0	1	1-0											
Brooks, Ellis	0-1	1	0-1											
Sutherland, Jonathan	0-1	1	0-1											
Wade, Lamont	0-1	1	0-1											
Joseph, Daniel	0-1	1	0-1											
Hansard, Fred	0-1	1	0-1											
Mustipher, PJ	0-1	1	0-1											

TFL & SACKS

TFL (Sacks)	App	at Pitt	KSU	at ILL	OSU	MSU	at IND	IOWA	at MICH	WIS	at RU	UMD
Brown, Cam	1.0 (1.0)											
Farmer, Koa	1.0 (--)											
Gross-Matos, Yetur	0.5 (--)											
Hansard, Fred	0.5 (--)											
Miller, Jarvis	1.0 (--)											
Miller, Shareef	1.0 (--)											
Scott, Nick	1.0 (1.0)											
Team Total	6.0 (2.0)											

INDIVIDUAL GAME-BY-GAME

ALL-PURPOSE YARDS

	TOTAL	App	at Pitt	KSU	at ILL	OSU	MSU	at IND	IOWA	at MICH	WIS	at RU	UMD
Allen, Mark	43	43											
Dalton, Danny	2	2											
Hamler, KJ	119	119											
Holland, Jonathan	36	36											
Johnson, Juwan	67	67											
McSorley, Trace	53	53											
Polk, Brandon	19	19											
Sanders, Miles	111	111											
Slade, Ricky	39	39											
Thompkins, DeAndre	29	29											
TEAM	-3	-3											

RED ZONE RECAP

PENN STATE				OPPONENT			
Opponent	Scores/Chances	Result	Pct.	Opponent	Series	Result	Pct.
APP STATE	6/6	5 TD, 1 FG	100%	APP STATE	3/4	3 TD, 1 Missed FG	75%
at Pittsburgh				at Pittsburgh			
KENT STATE				KENT STATE			
at Illinois				at Illinois			
OHIO STATE				OHIO STATE			
MICHIGAN STATE				MICHIGAN STATE			
at Indiana				at Indiana			
IOWA				IOWA			
at Michigan				at Michigan			
WISCONSIN				WISCONSIN			
at Rutgers				at Rutgers			
MARYLAND				MARYLAND			
TOTAL	6/6	5 TD, 1 FG	100%	TOTAL	3/4	3 TD, 1 Missed FG	75%

GAME LEADERS

Opponent	Rushing Attempts	Rushing Yards	Receptions	Receiving Yards	All-Purpose Yards	Tackles
APP STATE	Sanders - 19	Sanders - 91	Johnson - 6	Hamler - 67	Hamler - 119	Johnson - 11
at Pittsburgh						
KENT STATE						
at Illinois						
OHIO STATE						
MICHIGAN STATE						
at Indiana						
IOWA						
at Michigan						
WISCONSIN						
at Rutgers						
MARYLAND						

TURNOVERS BY GAME

PENN STATE: 1 GAINED

TYPE	QTR	PLAYER	PLAYS/ YDS	1st	
				DOWNS	RESULT
APP STATE (1)					
Interception	OT	Oruwariye of Thomas	10/75	-	-

OPPONENT: 0 GAINED

TYPE	QTR	PLAYER	PLAYS/ YDS	1st	
				DOWNS	RESULT
APP STATE (0)					
-	-	-	-	-	-

TURNOVERS BY PLAYER

FUMBLES

(#-Lost)	App	at Pitt	KSU	at ILL	OSU	MSU	at IND	IOWA	at MICH	WIS	at RU	UMD
None												

FORCED FUMBLES

	App	at Pitt	KSU	at ILL	OSU	MSU	at IND	IOWA	at MICH	WIS	at RU	UMD
Oruwariye, Amani	1											

FUMBLES RECOVERED

(#-Yards)	App	at Pitt	KSU	at ILL	OSU	MSU	at IND	IOWA	at MICH	WIS	at RU	UMD
None												

INTERCEPTIONS

(#-Yards)	App	at Pitt	KSU	at ILL	OSU	MSU	at IND	IOWA	at MICH	WIS	at RU	UMD
Oruwariye, Amani	1-0											

SCORING BREAKDOWN

PENN STATE DRIVES

Totals: 7 scoring drives (6 TD, 1 FG)
Special Teams/Defensive Touchdown: None

LONGEST DRIVES BY:

Plays: 12 APP STATE (9/1)
 8 APP STATE (9/1)
Yards: 77 APP STATE (9/1)
 75 APP STATE (9/1)
Time: 4:32 APP STATE (9/1)
 3:40 APP STATE (9/1)

OPPONENT DRIVES

Totals: 6 scoring drives (5 TD, 1 FG)
Special Teams/Defensive Touchdown:
 Evans, Darrynton, App State - Kickoff Return

LONGEST DRIVES BY:

Plays: 12 APP STATE (9/1)
 10 APP STATE (9/1)
Yards: 80 APP STATE (9/1)
 75 APP STATE (9/1)
Time: 6:37 APP STATE (9/1)
 4:02 APP STATE (9/1)

LONG PLAY BREAKDOWN**BY YARDAGE****OFFENSE**

Yds	Type	Player(s)	Opponent
46	Pass	Hamler, KJ from McSorley, Trace	App State
29	Pass	Holland, Jonathan from McSorley, Trace	App State
27*	Rush	Slade, Ricky	App State

DEFENSE

Yds	Type	Player(s)	Opponent
None			

SPECIAL TEAMS

Yds	Type	Player(s)	Opponent
52	KR	Hamler, KJ	App State
29	KR	Thompkins, DeAndre	App State

LONG PLAY BREAKDOWN

LONG PLAYS BY THE NUMBERS

BY YARDAGE

Yards	No.	TD
100+	0	0
90-99	0	0
80-89	0	0
70-79	0	0
60-69	0	0
50-59	1	0
40-49	1	0
30-39	0	0
20-29	3	1

BY TYPE

Type	No.	TD
Rushing	1	1
Passing	2	0
Punt returns	1	0
Kick returns	1	0
Interceptions	0	0
Fumble returns	0	0
Other	0	0
TOTAL	5	1

20+ YARD PLAYS BY PLAYER

Player	No.	TD	R	P	KR	PR	IR	FR
Hamler, KJ	2	0	0	1	1	0	0	0
Holland, Jonathan	1	0	0	1	0	0	0	0
Slade, Ricky	1	0	1	0	0	0	0	0
Thompkins, D.	1	0	0	0	0	1	0	0
TOTAL	5	0	1	2	1	1	0	0

LONGEST PLAYS OF THE YEAR

Rushing		
27	Slade, Ricky	App State (9/1/18)
Rushing Touchdown		
None		
Passing		
52	Hamler, KJ from McSorley, Trace	App State (9/1/18)
Passing Touchdown		
None		
Punt Return		
29	Thompkins, DeAndre	App State (9/1/18)
Kick Return		
52	Hamler, KJ	App State (9/1/18)
Interception Return		
None		
Fumble Return		
None		
Punt		
55	Gillikin, Blake	App State (9/1/18)
Field Goal		
32	Pinegar, Jake	App State (9/1/18)

PENN STATE (5 PLAYS)

Play	#	Long	Play	Opponent
Passing:	2	46	Hamler, KJ from McSorley, Trace	App State
Rushing:	1	27*	Slade, Ricky	App State
PR:	1	29	Thompkins, DeAndre	App State
KR:	1	52	Hamler, KJ	App State

Opp.	#	Long	Play	Type
APP STATE	5	52	Hamler, KJ	Kick Return
at Pittsburgh				
KENT STATE				
at Illinois				
OHIO STATE				
MICHIGAN ST.				
at Indiana				
IOWA				
at Michigan				
WISCONSIN				
at Rutgers				
MARYLAND				

OPPONENTS (2 PLAYS)

Play	#	Long	Play	Opponent
Passing:	4	39	Sutton, Corey from Thomas, Zac	App State
Rushing:	1	22	Thomas, Zac	App State
KR:	1	100*	Evans, Darrynton	App State

Opp.	#	Long	Play	Type
APP STATE	6	100*	Evans, Darrynton	Kick Return
at Pittsburgh				
KENT STATE				
at Illinois				
OHIO STATE				
MICHIGAN ST.				
at Indiana				
IOWA				
at Michigan				
WISCONSIN				
at Rutgers				
MARYLAND				

* - touchdown scored on play

TACKLE BREAKDOWN

RUSHING TACKLES

Johnson, Jan	8
Scott, Nick	7
Taylor, Garrett	5
Farmer, Koa	3
Gross-Matos, Yetur	3
Miller, Shareef	3
Brown, Cameron	2
Oruwariye, Amani	2
Parsons, Micah	2
Windsor, Robert	2
Brooks, Ellis	1
Castro-Fields, Tariq	1
Hansard, Fred	1
Joseph, Daniel	1
Miller, Jarvis	1
Mustipher, PJ	1
Shelton, Antonio	1
Wade, Lamont	1
TOTAL	46

PASSING TACKLES

Oruwariye, Amani	5
Castro-Fields, Tariq	3
Johnson, Jan	3
Taylor, Garrett	3
Brown, Cam	2
Farmer, Koa	2
Scott, Nick	2
Johnson, Donovan	1
McPhearson, Zech	1
Miller, Jarvis	1
Parsons, Micah	1
Reid, John	1
TOTAL	25

SPECIAL TEAMS TACKLES

	Total	KO	Punt
Johnson, Donovan	1	1	0
McPhearson, Zech	1	1	0
Parsons, Micah	1	1	0
Shelton, Antonio	1	0	1
Sutherland, Jonathan	1	1	0
TOTALS	5	4	1

SEASON SUPERLATIVES

PENN STATE INDIVIDUAL

Rushes	19	Sanders, Miles, App State (9/1)
Yards Rushing	91	Sanders, Miles, App State (9/1)
TD Rushes	2	McSorley, Trace, App State (9/1) Sanders, Miles, App State (9/1)
Long Rush	27	Slade, Ricky, App State (9/1)
Pass Attempts	35	McSorley, Trace, App State (9/1)
Pass Completions	20	McSorley, Trace, App State (9/1)
Yards Passing	229	McSorley, Trace, App State (9/1)
TD Passes	1	McSorley, Trace, App State (9/1)
Long Pass	46	McSorley, Trace, App State (9/1)
Receptions	6	Johnson, Juwan, App State (9/1)
Yards Receiving	67	Hamler, KJ, App State (9/1)
TD Receptions	1	Hamler, KJ, App State (9/1)
Long Reception	46	Hamler, KJ, App State (9/1)
Field Goals	1	Pinegar, Jake, App State (9/1)
Long Field Goal	32	Pinegar, Jake, App State (9/1)
Punts	5	Gillikin, Blake, App State (9/1)
Punting Avg.	43.0	Gillikin, Blake, App State (9/1)
Long Punt	55	Gillikin, Blake, App State (9/1)
Punts Inside 20	1	Gillikin, Blake, App State (9/1)
Long Punt Return	29	Thompkins, DeAndre, App State (9/1)
Long Kickoff Return	52	Hamler, KJ, App State (9/1)
Tackles	11	Johnson, Jan, App State (9/1)
Sacks	1.0	Brown, Cam, App State (9/1) Scott, Nick, App State (9/1)
Tackles For Loss	1.0	Five Players Tied; Last: Five Players, App State (9/1)
Interceptions	1	Oruwariye, Amani, App State (9/1)

OPPONENT INDIVIDUAL

Rushes	18	Moore, Jalin, App State (9/1)
Yards Rushing	88	Moore, Jalin, App State (9/1)
TD Rushes	1	Moore, Jalin, App State (9/1) Thomas, Zac, App State (9/1)
Long Rush	22	Thomas, Zac, App State (9/1)
Pass Attempts	38	Thomas, Zac, App State (9/1)
Pass Completions	25	Thomas, Zac, App State (9/1)
Yards Passing	270	Thomas, Zac, App State (9/1)
TD Passes	2	Thomas, Zac, App State (9/1)
Long Pass	39	Thomas, Zac, App State (9/1)
Receptions	6	Sutton, Corey, App State (9/1)
Yards Receiving	87	Sutton, Corey, App State (9/1)
TD Receptions	2	Williams, Malik, App State (9/1)
Long Reception	39	Sutton, Corey, App State (9/1)
Field Goals	1	Staton, Chandler, App State (9/1)
Long Field Goal	38	Staton, Chandler, App State (9/1)
Punts	6	Howell, Clayton, App State (9/1)
Punting Avg.	43.5	Howell, Clayton, App State (9/1)
Long Punt	53	Howell, Clayton, App State (9/1)
Punts Inside 20	2	Howell, Clayton, App State (9/1)
Long Punt Return	11	Duck, Clifton, App State (9/1)
Long Kickoff Return	100	Evans, Darrynton, App State (9/1)
Tackles	9	Flory, Anthony, App State (9/1)
Sacks	1.0	Taylor, Demetrius, App State (9/1)
Tackles For Loss	1.0	Taylor, Demetrius, App State (9/1)
Interceptions	0	

PENN STATE TEAM

	Highs	Lows
Rushes	43, App State (9/1)	--
Yards Rushing	205, App State (9/1)	--
Yards Per Rush	4.7, App State (9/1)	--
TD Rushes	5, App State (9/1)	--
Pass Attempts	35, App State (9/1)	--
Pass Completions	20, App State (9/1)	--
Yards Passing	229, App State (9/1)	--
Yards Per Pass	6.5, App State (9/1)	--
TD Passes	1, App State (9/1)	--
Total Plays	79, App State (9/1)	--
Total Offense	434, App State (9/1)	--
Yards Per Play	5.5, App State (9/1)	--
Points	45, App State (9/1)	--
Sacks By	2, App State (9/1)	--
First Downs	24, App State (9/1)	--
Penalties	2, App State (9/1)	--
Penalty Yards	10, App State (9/1)	--
Turnovers	0, App State (9/1)	--
Interceptions By	1, App State (9/1)	--
Punts	5, App State (9/1)	--
Punting Avg.	43.0, App State (9/1)	--
Long Punt	55, App State (9/1)	--
Punts Inside 20	1, App State (9/1)	--
Long Punt Return	29, App State (9/1)	--
Long Kick Return	52, App State (9/1)	--

OPPONENT TEAM

	Highs	Lows
Rushes	37, App State (9/1)	--
Yards Rushing	159, App State (9/1)	--
Yards Per Rush	4.3, App State (9/1)	--
TD Rushes	2, App State (9/1)	--
Pass Attempts	39, App State (9/1)	--
Pass Completions	26, App State (9/1)	--
Yards Passing	292, App State (9/1)	--
Yards Per Pass	7.5, App State (9/1)	--
TD Passes	2, App State (9/1)	--
Total Plays	76, App State (9/1)	--
Total Offense	451, App State (9/1)	--
Yards Per Play	5.9, App State (9/1)	--
Points	38, App State (9/1)	--
Sacks By	1, App State (9/1)	--
First Downs	22, App State (9/1)	--
Penalties	9, App State (9/1)	--
Penalty Yards	100, App State (9/1)	--
Turnovers	1, App State (9/1)	--
Interceptions By	-	--
Punts	6, App State (9/1)	--
Punting Avg.	43.5, App State (9/1)	--
Long Punt	53, App State (9/1)	--
Punts Inside 20	2, App State (9/1)	--
Long Punt Return	11, App State (9/1)	--
Long Kick Return	100, App State (9/1)	--

PARTICIPATION CHART

	GP/GS	App	at Pitt	KSU	at ILL	OSU	MSU	at IND	IOWA	at MICH	WIS	at RU	UMD
8 Allen, Mark	1/0	P											
52 Bates, Ryan	1/1	ST											
13 Brooks, Ellis	1/0	P											
6 Brown, Cam	1/1	ST											
5 Castro-Fields, Tariq	1/0	P											
90 Checa, Rafael	1/0	P											
80 Dalton, Danny	1/0	P											
7 Farmer, Koa	1/1	ST											
87 Freiermuth, Pat	1/0	P											
71 Fries, Will	1/0	P											
93 Gillikin, Blake	1/0	P											
74 Gonzalez, Steven	1/1	ST											
99 Gross-Matos, Yetur	1/1	ST											
1 Hamler, KJ	1/1	ST											
53 Hansard, Fred	1/1	ST											
12 Hippenhammer, Mac	1/0	P											
18 Holland, Jonathan	1/1	ST											
2 Johnson, Donovan	1/0	P											
36 Johnson, Jan	1/1	ST											
84 Johnson, Juwan	1/1	ST											
42 Jordan, Ellison	1/0	P											
49 Joseph, Daniel	1/0	P											
40 Luketa, Jesse	1/0	P											
66 McGovern, Connor	1/1	ST											
14 McPhearson, Zech	1/0	P											
9 McSorley, Trace	1/1	ST											
62 Menet, Michael	1/1	ST											
9 Miller, Jarvis	1/0	P											
48 Miller, Shareef	1/1	ST											
73 Miranda, Mike	1/0	P											
23 Monroe, Ayron	1/0	P											
93 Mustipher, PJ	1/0	P											
21 Oruwariye, Amani	1/1	ST											
11 Parsons, Micah	1/0	P											
16 Petrishen, John	1/0	P											
92 Pinegar, Jake	1/0	P											
10 Polk, Brandon	1/0	P											
29 Reid, John	1/1	ST											
24 Sanders, Miles	1/1	ST											
4 Scott, Nick	1/1	ST											
55 Shelton, Antonio	1/0	P											
64 Simpson, Zach	1/0	P											
4 Slade, Ricky	1/0	P											
81 Sullivan-Brown, Cameron	1/0	P											
26 Sutherland, Jonathan	1/0	P											
46 Tarburton, Nick	1/0	P											
17 Taylor, Garrett	1/1	ST											
20 Thomas, Jonathan	1/0	P											
3 Thompkins, DeAndre	1/1	ST											
69 Thorpe, C.J.	1/0	P											
18 Toney, Shaka	1/0	P											
96 Vasey, Kyle	1/0	P											
38 Wade, Lamont	1/0	P											
54 Windsor, Robert	1/1	ST											
77 Wright, Chasz	1/1	ST											

THE LAST TIME...

PENN STATE

100+ Yards Rushing: 137, Saquon Barkley vs. Washington, 2017 @
 150+ Yards Rushing: 158, Saquon Barkley vs. Nebraska, 2017
 200+ Yards Rushing: 211, Saquon Barkley at Iowa, 2017
 300+ Yards Rushing: 327, Larry Johnson at Indiana, 2002
 30-34 Rushing Attempts: 33, Saquon Barkley at Indiana, 2016
 35+ Rushing Attempts: 35, Zach Zwinak vs. Nebraska, 2013
 Three Touchdowns Rushing: Tommy Stevens at Maryland, 2017
 Four Touchdowns Rushing: Saquon Barkley at Pittsburgh, 2016
 Five Touchdowns Rushing: Ki-Jana Carter vs. Michigan State, 1994
 60+ Yard Run: 92, Saquon Barkley vs. Washington, 2017 @
 70+ Yard Run: 92, Saquon Barkley vs. Washington, 2017 @
 80+ Yard Run: 92, Saquon Barkley vs. Washington, 2017 @
 90+ Yard Run: 92, Saquon Barkley vs. Washington, 2017 @
 Two Players Rush For 100 Yards: Saquon Barkley (195) & Akeel Lynch (120) vs. Rutgers, 2015
 Four Rushing TD in One Quarter: vs. UMass, 2014 (2nd; Belton [2], Zwinak [2])

300+ Yards Passing: 342, Trace McSorley vs. Washington, 2017 @
 350+ Yards Passing: 381, Trace McSorley at Michigan State, 2017
 400+ Yards Passing: 454, Christian Hackenberg vs. UCF, 2014 #
 20-24 Pass Completions: 20, Trace McSorley vs. Appalachian State, 2018
 25-29 Pass Completions: 26, Trace McSorley at Michigan State, 2017
 30-34 Pass Completions: 32, Trace McSorley vs. Washington, 2017 @
 35+ Pass Completions: 35, Matt McGloin vs. Northwestern, 2012
 30-39 Pass Attempts: 33, Trace McSorley at Maryland, 2017
 40-49 Pass Attempts: 41, Trace McSorley vs. Washington, 2017@
 50+ Pass Attempts: 50, Christian Hackenberg vs. Boston College, 2014 %
 Four Touchdown Passes: Trace McSorley vs. Georgia State, 2017
 Five Touchdown Passes: Rashard Casey vs. Louisiana Tech, 2000
 Four Interceptions Thrown: Zack Mills at Boston College, 2004

300+ Yards Total Offense: 402, Trace McSorley vs. Washington, 2017 @
 350+ Yards Total Offense: 402, Trace McSorley vs. Washington, 2017 @
 400+ Yards Total Offense: 402, Trace McSorley vs. Washington, 2017 @

100+ Yards Receiving: 110, DaeSean Hamilton vs. Washington, 2017 @
 150+ Yards Receiving: 187, Chris Godwin vs. USC, 2016 ^
 200+ Yards Receiving: 216, Deon Butler vs. Northwestern, 2006
 Two Players w/ 100 Yards Receiving: DaeSean Hamilton (112) & DeAndre Thompkins (102) at Michigan State, 2017
 Two Players w/ 150 Yards Receiving: Geno Lewis (173) & DaeSean Hamilton (165) vs. UCF, 2014 #
 Back-to-Back 100 Yards Receiving Games: Chris Godwin, 2015 (103 at Ohio State; 135 vs. Maryland)
 Three Straight 100-Yard Receiving Games: Allen Robinson, 2013 (133 vs. Syracuse; 129 vs. Eastern Michigan; 143 vs. UCF)
 10+ Receptions: 12, Saquon Barkley at Iowa, 2017
 50+ Yard Reception: 70, Thompkins, DeAndre from Trace McSorley at Michigan State, 2017
 60+ Yard Reception: 70, Thompkins, DeAndre from Trace McSorley at Michigan State, 2017
 70+ Yard Reception: 70, Thompkins, DeAndre from Trace McSorley at Michigan State, 2017
 80+ Yard Reception: 85, Saquon Barkley from Trace McSorley at Michigan State, 2017
 Three Touchdowns Receiving: DaeSean Hamilton vs. Indiana, 2017
 Four Touchdowns Receiving: Bobby Engram vs. Minnesota, 1993

150+ All-Purpose Yards: 175 (137 Rush, 38 Rec), Saquon Barkley vs. Washington, 2017 @
 200+ All-Purpose Yards: 224 (158 Rush, 66 Rec), Saquon Barkley vs. Nebraska, 2017
 250+ All-Purpose Yards: 358 (211 Rush, 94 Rec, 53 KR), Saquon Barkley at Iowa, 2017 (SR)
 300+ All-Purpose Yards: 358 (211 Rush, 94 Rec, 53 KR), Saquon Barkley at Iowa, 2017 (SR)
 Five Touchdowns Scored: 5 (4 rushing, 1 receiving), Saquon Barkley at Pittsburgh, 2016

Kickoff Return For Touchdown: 97, Saquon Barkley at Ohio State, 2017
 Rushing, Receiving & Kickoff Return TD in a game: Derrick Williams vs. Illinois, 2008
 100-Yard Kickoff Return: 100, Chaz Powell vs. Youngstown State, 2010
 Punt Return For Touchdown: 61, DeAndre Thompkins, vs. Akron, 2017
 80-Yard Punt Return: 81, Bryant Johnson vs. Michigan State, 2002
 Zero Punts in a Game: Purdue, 2013

Multiple Interceptions: 2, Trevor Williams at Rutgers, 2014
 90-Yard Interception Return: 99, Michael Mauti at Illinois, 2012
 Interception Return For Touchdown: 30, Amani Oruwariye vs. Kent State, 2016
 Five Interceptions in a Game (Team): at Rutgers, 2014
 Fumble Return For Touchdown (Defense): 9 yards, Torrence Brown at Indiana, 2016 (forced by Brandon Bell)
 Fumble Return For Touchdown (Special Teams): 14 yards, Nick Scott vs. Indiana, 2017 (forced by Irvin Charles)
 Blocked Field Goal: Troy Apke at Iowa, 2017
 Blocked Field Goal For Touchdown: 60 yards, Grant Haley vs. Ohio State, 2016 (Marcus Allen block)
 Blocked Extra Point: Parker Cothren at Northwestern, 2015
 Blocked Punt: Juwan Johnson at Rutgers, 2016
 Blocked Punt For Touchdown: 0 yards, Michael Yancich vs. Ohio State, 2012 (Mike Hull block)
 Safety: Shareef Miller (tackle in end zone) at Iowa, 2017

50-Yard Field Goal: 50, Sam Ficken vs. Temple, 2014
 Four Field Goals: Tyler Davis at Rutgers, 2016
 Five Field Goals: Collin Wagner vs. Temple, 2010

OPPONENT

100+ Yards Rushing: 100, Taz Bateman, Georgia State, 2017
 150+ Yards Rushing: 164, Corey Clement, Wisconsin, 2016 &
 200+ Yards Rushing: 203, BenJarvus Green-Ellis, Indiana, 2003
 30-34 Rushing Attempts: 30, Jeremy Langford, Michigan State, 2014
 35+ Rushing Attempts: 44, Mike Hart, Michigan, 2007 (OR)
 Three Touchdowns Rushing: Trevor Siemian, Northwestern, 2014
 Four Touchdowns Rushing: Montee Ball, Wisconsin, 2011
 50+ Yard Run: 69, Myles Gaskin, Washington, 2017 @
 60+ Yard Run: 69, Myles Gaskin, Washington, 2017 @
 70+ Yard Run: 74, Curtis Samuel, Ohio State, 2016
 Two Players Rush For 100 Yards: Rodney Smith (104) & Shannon Brooks (100), Minnesota, 2016

300+ Yards Passing: 399, Tanner Lee, Nebraska, 2017
 400+ Yards Passing: 400, Brian Lewerke, Michigan State, 2017
 500+ Yards Passing: 532, Case Keenum, Houston, 2011 (OR) *
 25-29 Pass Completions: 25, Zac Thomas, Appalachian State, 2018
 30-44 Pass Completions: 33, Brian Lewerke, Michigan State, 2017
 45+ Pass Completions: 45, Case Keenum, Houston, 2011 (OR) *
 30-39 Pass Attempts: 36, Max Bortenschlager, Maryland, 2017
 40-49 Pass Attempts: 41, Tanner Lee, Nebraska, 2017
 50+ Pass Attempts: 56, Brian Lewerke, Michigan State, 2017
 60+ Pass Attempts: 61, Brian Hoyer, Michigan State, 2006
 Four Touchdown Passes: J.T. Barrett, Ohio State, 2017
 Five Touchdown Passes: Sam Darnold, USC, 2016 ^
 Four Interceptions Thrown: P.J. Walker, Temple, 2014
 Five Interceptions Thrown: Gary Nova, Rutgers, 2014

300+ Yards Total Offense: 313 (270 P, 43 R), Zac Thomas, Appalachian State, 2018
 400+ Yards Total Offense: 425 (400 P, 25 R), Brian Lewerke, Michigan State, 2017
 500+ Yards Total Offense: 542, Case Keenum (532 P, 10 R), Houston, 2011 (OR) *

100+ Yards Receiving: 100, DJ Moore, Maryland, 2017
 150+ Yards Receiving: 185, Stanley Morgan, Nebraska, 2017
 200+ Yards Receiving: 228, Patrick Edwards, Houston, 2011 *
 10+ Receptions: 12, Felton Davis, Michigan State, 2017
 50+ Yard Reception: 52, Will Dissly, Washington @
 70+ Yard Reception: 70, Akrum Wadley from Nate Stanley, Iowa, 2017
 80+ Yard Reception: 80, Dominique Barnes from Kurt Hess, Youngstown State, 2010
 90+ Yard Reception: 99, Thomas Lewis from John Paci, Indiana, 1993
 Three Touchdown Receptions: Deonta Burnett, USC, 2016 ^

Kickoff Return For Touchdown: 100, Darrynton Evans, Appalachian State, 2018
 90-Yard Kickoff Return: 100, Darrynton Evans, Appalachian State, 2018
 100-Yard Kickoff Return: 100, Darrynton Evans, Appalachian State, 2018
 Punt Return For Touchdown: 75, Venric Mark, Northwestern, 2012
 70-Yard Punt Return: 75, Venric Mark, Northwestern, 2012
 80-Yard Punt Return: 87, Willie Reid, Florida State, 2005 !

Multiple Interceptions: 2, David Dowell, Michigan State, 2017
 Interception Return For Touchdown: Malik McDowell (13 yards), Michigan State, 2015
 Fumble Return For Touchdown: 12, Ryan Connelly, Wisconsin, 2016 &
 Blocked Punt: Dante Booker, Ohio State, 2017
 Blocked Punt For Touchdown: 27, Lerentee McCray, Florida, 2011 \$
 Blocked Field Goal: Anthony Nelson, Iowa, 2017
 Blocked Extra Point: Rob Bain (2X), Illinois, 2015
 Safety: Team (snap out of the end zone on punt), Ohio State, 2016
 Defensive Extra Point: 99, D.J. Johnson, Iowa, 2002

50-Yard Field Goal: 50, Derek Dimke, Illinois, 2010
 Four Field Goals: Michael Geiger, Michigan State, 2016

& - Big Ten Championship Game | # - Croke Park Classic (Dublin, Ireland) | ! - Orange Bowl |
 \$ - Outback Bowl | ^ - Rose Bowl | * - TicketCity Bowl | % - Pinstripe Bowl | @ - PlayStation
 Fiesta Bowl

(SR) - School Record | (OR) - Opponent Record

54 2018 PENN STATE FOOTBALL

OFFENSIVE STARTERS

OPPONENT	LT	LG	C	RG	RT	TE	QB	RB	WR (X)	WR (H)	WR (Z)
APPALACHIAN STATE	Bates	Gonzalez	Menet	McGovern	Wright	Holland	McSorley	Sanders	Johnson, Ju.	Hamler	Thompkins
at Pittsburgh											
KENT STATE											
at Illinois											
OHIO STATE											
MICHIGAN STATE											
at Indiana											
IOWA											
at Michigan											
WISCONSIN											
at Rutgers											
MARYLAND											

DEFENSIVE STARTERS

OPPONENT	DE	DT	DT	DE	SLB	MLB	WLB	CB	FS	SS	CB
APPALACHIAN STATE	Miller, S.	Windsor	Hansard	Gross-Matos	Brown	Johnson, Jan	Farmer	Oruwariye	Scott	Taylor	Reid
at Pittsburgh											
KENT STATE											
at Illinois											
OHIO STATE											
MICHIGAN STATE											
at Indiana											
IOWA											
at Michigan											
WISCONSIN											
at Rutgers											
MARYLAND											

CAREER STARTS

Player	'15	'16	'17	'18	Total
McSorley, Trace (QB)	-	14	13	1	28
Bates, Ryan (OL)	-	14	8	1	23
McGovern, Connor (OL)	-	9	13	1	23
Gonzalez, Steven (OL)	-	3	13	1	17
Reid, John (CB)	2	14	-	1	17
Farmer, Koa (LB)	-	2	13	1	16
Thompkins, DeAndre (WR)	-	7	8	1	16
Johnson, Juwan (WR)	-	1	13	1	15
Wright, Chasz (OL)	-	5	9	1	15
Miller, Shareef (DE)	-	-	12	1	13
Givens, Kevin (DT)	-	6	5	-	11
Fries, Will (OL)	-	-	9	-	9
Brown, Cam (LB)	-	2	-	1	3

Player	'15	'16	'17	'18	Total
Cooper, Jake (LB)	1	2	-	-	3
Polk, Brandon (WR)	3	-	-	-	3
Scott, Nick (S)	1	-	1	1	3
Sanders, Miles (RB)	-	-	1	1	2
Windsor, Robert (DT)	-	1	-	1	2
Allen, Mark (RB)	1	-	-	-	1
Hamler, KJ (WR)	-	-	-	1	1
Hansard, Fred (DT)	-	-	-	1	1
Holland, Jonathan (TE)	-	-	-	1	1
Johnson, Jan (LB)	-	-	-	1	1
Menet, Michael (OL)	-	-	-	1	1
Oruwariye, Amani (CB)	-	-	-	1	1
Taylor, Garrett (S)	-	-	-	1	1