

PENN STATE MEN'S LACROSSE

GAME 12: PENN STATE vs. JOHNS HOPKINS

APRIL 21, 2019 | PANZER STADIUM | UNIVERSITY PARK, PA

PROJECTED STARTING LINES (Numerical)

ATTACK	GP-GS	G	A	PTS
#1 Grant Ament	10-10	13	61	74
#3 Mac O'Keefe	11-11	45	11	56
#7 TJ Malone	11-3	22	4	26
#14 Dylan Foulds	11-11	24	6	30
MIDFIELD	GP-GS	G	A	PTS
#13 Nick Spillane	11-11	20	13	33
#25 Jack Kelly	8-8	19	2	21
#26 Dan Reaume	10-9	9	5	14
#33 Jack Traynor	11-1	8	3	11
DEFENSE MIDFIELD	GP-GS	G	GB	CT
#19 Brian Townsend	10-0	3	6	1
#4 Bobby Burns	11-1	1	16	2
#23 Tommy Wright*	11-0	0	22	6
#31 Kevin Fox*	11-0	2	11	8
CLOSE DEFENSE	GP-GS	G	GB	CT
#16 Chris Sabia	11-11	1	22	14
#43 Nick Cardile	11-11	1	20	9
#44 Brayden Peck	11-11	0	14	4
GOAL	GP-GS	MIN	GA	SAVE
#34 Colby Kneese	11-11	600:17	95	115
FACEOFF	GP-GS	GB	F/O	PCT.
#40 Gerard Arceri	11-0	106	166-262	.634

*-Long Stick Middies

2019 SCHEDULE

10-1 OVERALL | 3-0 BIG TEN
4-0 HOME • 4-1 AWAY • 2-0 NEUTRAL

F2!	VILLANOVA	W, 17-7
F9!	ROBERT MORRIS	W, 27-10
F16	at Stony Brook	W, 17-4
F23	at Yale	L, 13-14
M2	Penn	W, 15-14
M8	vs. Cornell(1)	W, 19-13
M10	vs. Jacksonville(1)	W, 24-11
M23	at Cleveland State	W, 15-11
M31*	at Maryland	W, 13-10
A7*%	OHIO STATE	W, 13-8
A13*%	at Michigan	W, 17-7
A21*	JOHNS HOPKINS	noon
A27*	RUTGERS	2:30 p.m.
M2	Big Ten Tournament(2)	TBA
M4	Big Ten Tournament(2)	TBA
M8	NCAA Play-In Game(3)	TBA
M11	NCAA First Round(3)	TBA
M12	NCAA First Round(3)	TBA
M18	NCAA Quarterfinals(4)	TBA
M19	NCAA Quarterfinals(5)	TBA
M25	NCAA Semifinals(6)	TBA
M27	NCAA Final(6)	TBA

* – Big Ten Conference game • \$ – Exhibition game
% – Creator's Trophy game • All times Eastern
Home games in CAPS at Panzer Stadium (! in Holuba Hall)

- (1) Charlotte, N.C.
- (2) Piscataway, N.J.
- (3) Campus Sites
- (4) Hempstead, N.Y.
- (5) East Hartford, Conn.
- (6) Philadelphia, Pa.

THE MATCH-UP

Penn State and Johns Hopkins have matched up 10 times, with JHU holding a 9-1 advantage.

However, the Nittany Lions earned its' first win over the Blue Jays in 2018.

Penn State, then No. 15, took down then No. 5 Johns Hopkins, 14-12, for the first win over the Blue Jays in program history.

The Nittany Lions used a 10-5 first half hot start to take the lead through the game and fought of a 4-1 fourth quarter that favored Johns Hopkins.

Mac O'Keefe and Kevin Hill each recorded hat tricks for the Blue & White, while Nick Spillane and Ryan Keenan each recorded two goals. Spillane also dished out a career-best five assists on the game.

Nittany Lions also saw Dylan Foulds, Brian Townsend, Nick McEvoy, and Cole Willard find the back of the cage. Townsend and McEvoy also added assist each to their stat lines, while Robby Black and Bobby Burns each added assists as well.

Penn State saw an injured Gerard Arceri throw together the gutsiest performance of his career as he went 16-23 at the 'x' with nine ground balls on one leg after suffering a hamstring injury the game prior.

Colby Kneese took the win and recorded 14 saves on the game.

JOHNS HOPKINS (1-9)

1916	L	1-14	
6/17/1942	L	6-10	A
4/10/1943	L	7-11	H
4/22/1943	L	1-12	A
5/11/1946	L	4-19	H
4/11/2015	L (2OT)	10-11	A
4/30/2015	L	9-14	N
4/17/2016	L	11-12	H
4/15/2017	L	11-13	A
4/14/2018	W	14-12	H

NATIONAL RANKING TRENDS

WEEK	USILA	IL	US LAX MAG
PRE	9	9	11
1	4	4	5
2	2	2	2
3	5	5	5
4	6	T-4	6
5	1	1	2
6	1	1	2
7	1	1	2
8	1	1	1
9	1	1	1
10	1	1	1

WEEK 9 ROUND-UP

The No. 1 Penn State men's lacrosse team took down Michigan, 17-7, last Saturday afternoon in Ann Arbor, Mich., to move to 10-1 on the season and 3-0 in Big Ten play for this first time in program history.

Penn State saw Mac O'Keefe break the Penn State career goals record on his first game of the afternoon after scoring a beauty of a goal as he sniped a behind the back goal on the crease. O'Keefe finished the game with four goals, one assist, one caused turnover and one ground ball.

O'Keefe now has 131 career goals after passing Will Driscoll (1999-2002), who he was tied with at 127 entering the game.

Redshirt junior Dylan Foulds had a career performance to pace the Nittany Lions with a career-best six points, scoring three goals and dishing out three assists. His three goals came in the span of 1:05 on the clock as he registered goals at 3:50 in the first quarter, 3:20, and 2:45 for a one-man offensive barrage.

The third Nittany Lion attackman redshirt junior Grant Ament added a cool eight points as he dished out seven assists and added one goal.

Senior Nick Spillane, freshman TJ Malone and redshirt freshman Dan Reaume each recorded multi-point performances as Spillane added three points with a goal and two dimes, while Malone scored two goals and Reaume, a Beverly Hills, Mich., native, added a goal and an assist.

Penn State also saw Cole Willard, Jack Traynor, Seamus Glynn, Joe White and Gerard Arceri all find the back of the net.

Arceri was a monster at the x for the Blue & White as the junior face-off specialist won 22 of 27 face-off attempts, the most wins in Big Ten play by a Nittany Lion. He also scooped up a career-best 21 ground balls. His 21 ground balls tie for 7th most in NCAA history, and ties for second most in a NCAA DI game this season.

Penn State saw O'Keefe, Spillane, Bobby Burns, Chris Sabia, Robby Black and Kevin Fox all record caused turnovers.

Junior goalie Colby Kneese registered the win with a 12-save performance at 63.2-percent save percentage.

REMAINING 2019 BROADCAST SCHEDULE

April 21 - 12 pm	Johns Hopkins	ESPNU
April 27 - 2:30 pm	Rutgers	BTN

2019 PENN STATE MEN'S LACROSSE

ACTIVE STREAKS

Redshirt junior Grant Ament has the eighth longest point scoring streak in the nation, recording a point in all 41 of his career games played are 63-125-188. Senior Pat Spencer of Loyola currently leads the list at 63 as a senior at 136-213-349.

Junior Mac O'Keefe is on a 18-game goal scoring streak, dating back to March 17, 2018. He has scored 61 goals during that time. His streak is good for 10th in the nation. He is also on a 21-game point streak that started on March 3, 2018 with 70-21-91.

Penn State is tied with Penn for the longest active winning streak at seven consecutive wins.

NCAA STAT RANKINGS

As a team, the Nittany Lions currently rank No. 1 in the nation in seven categories. They are the top team in man-up offense (0.600), points per game (27.82), scoring margin (7.36), scoring offense (17.27), assists per game (10.55), and shot percentage (.433). They also have the best winning percentage at 10-1 (.909).

Redshirt junior Grant Ament currently leads the nation in assists per game at 6.10. He also leads points per game at 7.40.

Junior Mac O'Keefe is second for goals per game at 4.09, and ninth in points per game at 5.09.

Freshman TJ Malone is fifth in shot percentage (.500). Dylan Foulds is 10th at 0.480.

Junior Gerard Arceri is 9th in the nation in faceoff winning percentage at .634 and fifth in groundballs at 9.64.

SYOSSET'S SHARP-SHOOTER

Junior Mac O'Keefe has been known as one of the nation's best shooters his entire career, and is the most prolific goal scorer in Penn State history.

The native of Syosset, New York is broke the Penn State career goals record on Saturday, April 13 on his first goal against Michigan. He passed Will Driscoll, who had 127 from 1999-2002.

O'Keefe is currently at 131 for his career.

On February 16 against Stony Brook, O'Keefe scored seven goal to recorded his 100th career goal, becoming the first junior to surpass that mark. O'Keefe's seventh goal at the 2:47 mark in the second quarter in that game. He is just the eighth player in Penn State history to score 100th career goals.

O'Keefe also happens to hold the single season record for goals after scoring 51 in his rookie campaign. He is currently on pace to break that record as he is averaging 4.09 goals per game, good for second in the nation.

In an article from Inside Lacrosse from his freshman year, O'Keefe credited a fence to his success.

"It served as his own private shot incubator. It still does, to a degree. Mistakes, and there were many, were tangible. The brown wooden fence in Mac O'Keefe's backyard took the brunt of each miss. The fence, which has since been restored, was at one time in shambles. Pocked by white, round blotches and splintered in other areas, O'Keefe's backstop took a beating through the years. The family dog would go in and out because the fence had so many gaping holes in it."

"That fence is where it started. Where the vision and precision began. The moves against imaginary defenders. The perfected lefty release."

COMING UP CLUTCH

Penn State has a clutch performer. It's probably not the first name you think of when it comes to the Nittany Lions offense, but Nick Spillane has established himself as a clutch performer.

When the situation requires it, Spillane is consistently there for his teammates on the offensive side of the field.

Spillane has recorded eight fourth quarter goals.

Let's set the scene for all of them to show the value of Penn State's No. 13.

Against Yale, Penn State trailed 13-8 early in the fourth quarter. Nick Spillane was able to get back-to-back goals to close the game to 13-11, helping ignite a comeback. Though it fell short, it wasn't due to lack of effort.

Against Penn, Spillane was on a different planet in the closing minutes. In a back-and-forth game, it was senior midfielder Nick Spillane who was able to stick the dagger in the back of the net to secure the win for the Blue & White.

Redshirt junior attackman Grant Ament found Spillane with 2:39 left to play in the game, and Spillane took the jump shot that found its way to the back of Penn's net, tying the game at 14-all.

Off the ensuing faceoff, Penn would find itself with the win and possession but redshirt junior Tommy Wright caused a Penn turnover and defensive middle Brian Townsend scooped up the groundball and charged into the Nittany Lions' offensive side of the field. The Nittany Lions called a timeout with 2:18 left of the clock.

Out of the timeout, Penn State was able to get the ball in Spillane's stick, and the senior middle sniped a rocket of a shot that found the back of the cage and gave Penn State the lead with 2:01 left to play, and it was ultimately the game-winner.

His versatility speaks to his team's attitude of playing together as a group, which head coach Jeff Tambroni emphasizes on a weekly basis with his offense.

Against Cornell, despite having a sizable lead, Cornell clawed back to 14-11 with Cornell scoring the first goal of the fourth. However, Spillane shut down their energy scoring less than a minute later. He added another game-sealing goal in the final minutes.

In the game against Cleveland State, the Viking closed the gap to 12-10 after three straight CSU goals to open the fourth quarter. Again Spillane said ENOUGH and sniped an unassisted goal that started a 3-0 run for the Nittany Lions go put the game at bay.

Against Maryland, Spillane answered a Maryland goal in the fourth, keeping the Terrapins from gaining any momentum and keeping the Nittany Lions in the lead.

"Our offense is set up to take advantage of all six guys," Tambroni said. "The timeliness of his plays has to do with a combination of his ability, maturity and courage. In the Cornell game, he scored a couple of really big goals down the stretch, so I think he recognizes the moment as a veteran player."

"I also think he's courageous enough to make mistakes, and you need to have that senior leadership. If you do, you can be in every game as guys like that have a sense about them, and it is great to see him take a lead role in some of these crucial moments in these games."

MOVIN' ON UP

Redshirt junior Grant Ament has put on a historical performance not only on the Penn State level but on both the conference and national level. His 61 assists this season has him second all-time in Big Ten history and he is also making his way up the career lists as well. If the season ended today, Ament would have the assists per game average that would top the NCAA record books as he is at 6.10 per game, well above the 5.25 record set by Dennis Fink, Drexel in 1978.

BIG TEN INDIVIDUAL SINGLE SEASON RECORDS

MOST ASSISTS:

69	Ray Altman, MD	1963
61	Grant Ament	2019
54	John Danowski, RU	1973
52	Mickey Webster, JHU	1959
	Roger Goss, MD	1960
51	James Ford, RU	1978
49	Terry Gilmore, OSU	1978
	Bill Naslonski, RU	1983
48	Bob Boneillo, MD	1979
47	Charles Wicker, MD	1956
46	Jack Heim, MD	1965

BIG TEN INDIVIDUAL CAREER RECORDS

MOST ASSISTS

156	Gary Martin, PSU	1981-84
146	Ray Altman, MD	1961-63
143	Bob Boneillo, MD	1977-80
134	Dave Marr, JHU	1993-96
131	James Ford, RU	1977-80
127	Terry Gilmore, OSU	1976-79
125	Grant Ament	2016-17, 2019
123	Joe Cowan, JHU	1967-69
121	Charles Wicker, MD	1953-56
	Jack Thomas, JHU	1972-74
120	John Danowski, RU	1973-76

2019 AWARDS

Grant Ament

2x Big Ten Player of the Week (2/5, 3/12)
2x USILA Team of the Week (2/12, 3/12)
US Lacrosse National Player of the Week (3/12)
2019 Tewaaraton Watch List (2/28)

TJ Malone

3x Big Ten Freshman of the Week (2/5, 2/12, 3/12)

Mac O'Keefe

Big Ten Player of the Week (2/19)
USILA Team of the Week (2/19)
2019 Tewaaraton Watch List (3/21)

Nick Spillane

Big Ten Player of the Week (3/5)
USILA Team of the Week (3/5)

Colby Kneese

Big Ten Specialist of the Week (2/5)

Gerard Arceri

2x Big Ten Specialist of the Week (3/21, 4/16)
2019 Tewaaraton Watch List (2/28)

Chris Sabia

Senior CLASS Award finalist (1 of 10) (3/29)
USILA Team of the Week (4/2)

Nick Cardile

Big Ten Defensive Player of the Week (4/9)

2019 PENN STATE MEN'S LACROSSE

RECORD-BREAKING DAY

On Sunday, March 10 against Jacksonville, Penn State saw two juniors break records.

Faceoff man Gerard Arceri surpass the school's career faceoff wins record. On his 14th faceoff win of the game against Jacksonville, Arceri become the Penn State record holder for career faceoff wins with 511, he now sits at 527 for his career. Starting the day at third on the all-time list, Arceri passed both second-place Greg Gurenlian (508; 2003-06) and first-place Danny Henneghan (510; 2010-13), to take sole possession of the top.

The Nittany Lions also saw Grant Ament take hold of the PSU single season assists record. On his seventh assist of the afternoon on Sunday, Ament broke the Penn State single season assist record of 44 set by both Gary Martin (1982) and Jeff Connor (1988). Ament is now at 125 career assists, good for second all-time, trailing only Martin who recorded 156 from 1981-84.

SABIA NAMED SENIOR CLASS AWARD FINALIST

Penn State men's lacrosse senior Chris Sabia has demonstrated excellence on and off the field, and that has recently been recognized by those at the Senior CLASS Award organization as he was named one of 10 finalists for the award. He is the only Big Ten student-athlete up for the award for men's lacrosse.

To be eligible for the award, a student-athlete must be classified as an NCAA Division I senior and have notable achievements in four areas of excellence: community, classroom, character and competition.

Sabia has excelled in all four areas.

Sabia, a labor and employment relations major, is also earning a business minor and will graduate with both to his name in his four years at Penn State. He has earned Academic All-Big Ten honors during both of his eligible seasons.

The defenseman has been a staple in leading the Penn State men's lacrosse team in the community. He led and put together a group of 10 teammates to participate in a day of volunteer work at the Habitat for Humanity of Greater Centre County & ReStore this past fall, and he has also participated in many other community service events. He was a part of the 2018 State College Sustainability and Diversity Expo, where he shared research and information on different initiatives in the local area. Each of the last four years, Sabia has helped freshmen move into their dorms on campus on Move-In Day and has participated in the "Day of Giving" on Penn State's campus the last four years as well. He has built a relationship with the Wounded Warriors Project by participating in the Wounded Warrior Walk, Run and Roll even, as well as a wheelchair basketball event.

Sabia was named a 2018-19 team captain for his work ethic and his competitive nature that helps lead the Penn State men's lacrosse team.

Sabia is also a two-year veteran of Penn State's Athletics Directors Leadership Institute.

The 10 names will be placed on the official ballot. Ballots will be distributed through a nationwide voting system to media, coaches and fans, who will select one candidate who best exemplifies excellence in the four Cs of community, classroom, character and competition.

DRAFTED

Penn State saw Chris Sabia and Nick Spillane picked in the top-10 of the 2019 Major League Lacrosse Draft on March 8 in at the NASCAR Hall of Fame in Charlotte, N.C.

Sabia, a defenseman from Harleysville, Pennsylvania, was selected in the first round at the No. 8 pick and the first selection by the Dallas Rattlers. "I am extremely honored to have been drafted by the Dallas Rattlers," Sabia said of his selection. "I'd especially like to thank Coach [Jeff] Tambroni and Coach [Peter] Toner. They have done a tremendous job allowing me to grow as a player and a young man."

Spillane, a midfielder from Franklin Square, New York, was the first pick of the second round, No. 10 overall, by the Ohio Machine. "Getting drafted is an unbelievable feeling," Spillane said of his selection. "There have been so many people who have had an unmeasurable impact on my growth as a person and a player. I am so thankful for the opportunity to join the [Ohio] Machine organization. I wouldn't be here without the help of all of my coaches, especially Coach [Jeff] Tambroni. From the day I stepped on campus, he challenged me to grow and develop into a better player and teammate. I am so grateful for all the time and effort he has put into me, which has definitely allowed me to grow and mature through my four years."

MORE THAN A NUMBER

Penn State has special meaning behind the jersey numbers 11 and 16.

Matt Donnelly has proven his perseverance throughout his career and was given the No. 11 jersey as a freshman as the No. 11 is presented to a young man who has persevered in the face of adversity. Donnelly lost his father during his junior year of high school. The jersey number 11, worn by Michael Jacober, 2002-05, has become symbolic of the strength and compassion of the 2005 Penn State lacrosse team who rallied around Michael after his family was tragically killed in a plane crash during his senior season year.

The No. 16 uniform will be worn by Chris Sabia in 2019 as he was selected by former Nittany Lion Ryan Keenan to next wear the number, which has been presented annually, since 2016, to a senior who best represents the "Heart of a Competitor" in honor of our "Teammate for Life" Connor Darcey. Connor passed away tragically on June 12, 2015 in a car accident, prior to his redshirt junior season. The No. 16 is passed down by the student-athlete who had the honor of wearing the No. 16 during the previous season.

ARCERI, AMENT & O'KEEFE ON TEWAARATON WATCH LIST

Penn State men's lacrosse juniors Grant Ament, Gerard Arceri and Mac O'Keefe were named to the 2019 Tewaaraton Watch List by the Tewaaraton Foundation committee.

Ament and Arceri were named to the initial list on February 28, while O'Keefe was added in the first round of additions on March 21.

Ament, a redshirt junior from Doylestown, Pa., and O'Keefe, out of Syosset, N.Y., has made their first appearances on a Tewaaraton Watch List.

This marks Arceri's third-straight appearance on the watch list as he was named added in the first round of addition in the 2017 season and was on the first edition in 2018. He made it to the final 25 and was considered a Tewaaraton Nominee in 2018.

CAPTAINS

The Penn State head coach Jeff Tambroni named Mike Aronow, Matt Donnelly and Chris Sabia as captains for 2019.

Aronow, a native of Holbrook, N.Y., returns as team captain after being the only underclassman in the role in 2018, an honor he received after missing all of the 2017 season due to injury. In his comeback season as a redshirt junior, Aronow started all 14 games at defender, causing 11 turnovers, which was good for second on the team. He added 24 ground balls and an assist in 2018.

Donnelly, a native of Sewell, N.J., played in all 14 games in 2018, including earning four starts. He scored eight goals and added five assists for 13 points. He also added seven ground balls and two caused turnovers on the season. Donnelly has also proven his perseverance throughout his career, and was given the No. 11 jersey as a freshman.

Entering his senior campaign, Sabia started all 45 games in his collegiate career, and accumulated 51 career turnovers, 75 ground balls, six goals and an assist. The defenseman has earned both conference and national recognition as he was named both a 2017 and 2018 All-Big Ten second team honoree and was a USILA honorable mention All-American in 2017 and 2018 as well.

PENN STATE VS. RANKED TEAMS

All-Time Record	87-166
vs. No. 1	1-3
vs. No. 2	1-5
vs. No. 3	4-11
vs. No. 4	2-8
vs. No. 5	3-10
vs. No. 6	2-12
vs. No. 7	7-9
vs. No. 8	3-14
vs. No. 9	6-8
vs. No. 10	3-10
vs. No. 11	2-11
vs. No. 12	7-9
vs. No. 13	3-7
vs. No. 14	2-7
vs. No. 15	8-6
vs. No. 16	7-7
vs. No. 17	4-8
vs. No. 18	6-6
vs. No. 19	8-1
vs. No. 20	5-6

WINS VS. TOP 5 TEAMS

3/31/19: No. 3 Maryland	13-10
3/8/19: No. 3 Cornell	19-13
4/14/18: No. 5 Johns Hopkins	14-12
4/2/17: No. 5 Ohio State	9-4
3/26/16: No. 1 Denver	15-12
2/26/12: No. 2 Notre Dame	4-3 (OT)
4/27/02: No. 3 Virginia	13-8
4/18/90: No. 3 Towson	16-13
5/3/08: No. 4 Georgetown	12-11 (OT)
2/22/14: No. 4 Notre Dame	8-7
3/15/98: No. 5 Georgetown	14-13

2019 PENN STATE MEN'S LACROSSE

2019 ROSTER

No.	Name	Position	Year	Height	Weight	Hometown/High School/Last College
1	Grant Ament	A	R-Jr.	5-9	165	Doylestown, Pa. / The Haverford School
2	TJ Connellan	D	Jr.	6-1	185	Cazenovia, N.Y. / Cazenovia
3	Mac O'Keefe	A	Jr.	6-0	180	Syosset, N.Y. / Syosset
4	Bobby Burns	M	So.	5-10	185	Smithtown, N.Y. / Smithtown East
5	Kevin Hill	M	Sr.	5-11	190	Webster, N.Y. / Webster Thomas
6	Brandon Stern	M	R-Jr.	5-11	175	Cherry Hill, N.J. / Cherry Hill East
7	TJ Malone	A	Fr.	5-11	180	West Chester, Pa. / The Haverford School
8	Mike Shinske	M	So.	5-11	185	Medford, N.J. / Shawnee
9	Mitch Schaefer	M	Jr.	5-11	165	Canandaigua, N.Y. / Canandaigua Academy
10	John Nostrant	M	So.	5-8	160	Haverford, Pa. / The Haverford School
11	Matt Donnelly	A	Sr.	5-7	165	Sewell, N.J. / Clearview Regional
12	Seamus Glynn	A/M	Fr.	6-0	185	Villanova, Pa. / Malvern Prep
13	Nick Spillane	M	Sr.	5-10	190	Franklin Square, N.Y. / Carey
14	Dylan Foulds	A	R-Jr.	6-0	180	Port Coquitlam, B.C. (Canada) / Terry Fox Secondary
15	Robby Black	M	Sr.	6-4	205	Lutherville, Md. / McDonogh School
16	Chris Sabia	D	Sr.	6-2	200	Harleysville, Pa. / The Haverford School
17	Mike Aronow	D	R-Sr.	5-11	185	Holbrook, N.Y. / Sachem North
18	Joey Soran	D	So.	6-4	220	Aurora, Colo. / Regis Jesuit
19	Brian Townsend	M	So.	6-0	170	Silver Spring, Md. / Gonzaga College
20	Malcolm Glendinning	LSM	So.	5-10	185	Lafayette Hill, Pa. / Chestnut Hill Academy/Boston U
21	Nick McEvoy	M	Jr.	5-10	185	Washington, D.C. / Gonzaga College
23	Tommy Wright	LSM	R-Jr.	6-1	200	Garden City, N.Y. / Garden City
25	Jack Kelly	M	So.	6-1	190	Scarborough, Ontario, Canada / Birchmount Park, C.I.
26	Dan Reaume	M	R-Fr.	6-0	180	Beverly Hills, Mich. / Brother Rice
27	Barrett Sutley	M	Jr.	6-2	195	Owings Mills, Md. / McDonogh School
28	Cole Willard	A/M	So.	5-11	165	Cazenovia, N.Y. / Cazenovia
29	Tommy Baker	LSM	Fr.	6-1	175	Syracuse, N.Y. / West Genesee
30	Jake Glatz	M	So.	5-10	195	Shrewsbury, Pa. / Boys' Latin
31	Kevin Fox	D	Sr.	5-9	170	Annapolis, Md. / St. Mary's - Annapolis
32	Dean Lamela	D	Sr.	6-2	205	Brick, N.J. / The Lawrenceville School
33	Jack Traynor	A	Fr.	5-9	170	Downingtown, Pa. / Malvern Prep
34	Colby Kneese	G	Jr.	5-10	175	Dallas, Texas / Highland Park
35	CJ Battaglia	D	Fr.	5-10	160	Webster, N.Y. / Webster Thomas
38	Dylan Sulzbach	G	So.	5-8	180	Pittsford, N.Y. / Salisbury School
40	Gerard Arceri	M	Jr.	6-0	200	St. James, N.Y. / Smithtown East
41	Trevor Scollins	G	Sr.	6-1	175	Marshfield, Mass. / Marshfield
42	Joe White	A	Fr.	6-0	180	Richmond, Va. / Collegiate School
43	Nick Cardile	D	Jr.	6-1	185	West Grove, Pa. / Avon Grove
44	Brayden Peck	D	So.	5-11	190	West Grove, Pa. / Avon Grove
45	Jake McCaughan	D	So.	6-0	180	Medford, N.J. / St. Augustine Prep
46	Aleric Fyock	G	Fr.	6-1	220	Bowie, Maryland / St. Mary's - Annapolis
47	Brett Funk	D	Fr.	5-9	170	Medford, N.J. / Shawnee
48	Jordan Donaghy	M	Fr.	5-8	170	Westchester, Pa. / Malvern Prep
49	Nate Buller	A	Fr.	6-0	190	Herndon, Va. / Landon School
50	Brett Hobbs	M	Fr.	6-3	225	Wilmington, Del. / Salesianum

HEAD COACH: Jeff Tambroni (Hobart '92), Ninth Season

ASSOCIATE HEAD COACH: Peter Toner (Springfield '03), Ninth Season

ASSISTANT COACH: John Haus (Maryland '13), Second Season

DIRECTOR OF OPERATIONS: Taylor Mendoza (SUNY-Cortland '13), Second Season

VOLUNTEER ASSISTANT COACH: John Hogan (Cornell '15), Second Season

PRONUNCIATIONS

Aleric Fyock	ala-RICK	Kneese	CUH-neese
	Fye-OCK	Lamela	luh-mel-UH
Ament	A-ment	McCaughan	Mc-CAWN
Arceri	ARE-sair-ee	Reaume	RAY-oom
Aronow	air-RUH-now	Sabia	say-BEE-uh
Cardile	car-DEAL	Tambroni	Tam-BRO-Knee
Connellan	cuh-NELL-in		
Donaghy	donna-GEE		
Foulds	Folds		

#BRICKSQUAD

2019 PENN STATE MEN'S LACROSSE




GRANT AMENT
#1 | R-JR. | ATTACK



GERARD ARCERI
#40 | JR. | MIDFIELD



MIKE ARONOW
#17 | R-SR. | DEFENSE



TOMMY BAKER
#29 | FR. | MIDFIELD



CJ BATTAGLIA
#35 | FR. | DEFENSE




ROBBY BLACK
#15 | SR. | MIDFIELD



NATE BULLER
#49 | FR. | ATTACK




BOBBY BURNS
#4 | SO. | MIDFIELD



NICK CARDILE
#43 | JR. | DEFENSE




TJ CONNELLAN
#2 | JR. | DEFENSE




JORDAN DONAGHY
#48 | FR. | MIDFIELD



MATT DONNELLY
#11 | SR. | ATTACK




DYLAN FOULDS
#14 | R-JR. | ATTACK



KEVIN FOX
#31 | SR. | DEFENSE



BRETT FUNK
#47 | FR. | DEFENSE



ALERIC FYOCK
#46 | FR. | GOALIE




JAKE GLATZ
#30 | SO. | MIDFIELD




MALCOLM GLENDINNING
#20 | SO. | MIDFIELD



SEAMUS GLYNN
#12 | FR. | MIDFIELD




KEVIN HILL
#5 | SR. | MIDFIELD




BRETT HOBBS
#50 | FR. | MIDFIELD



JACK KELLY
#29 | SO. | MIDFIELD




COLBY KNEESE
#34 | JR. | GOALIE




DEAN LAMELA
#32 | SR. | DEFENSE



TJ MALONE
#7 | FR. | ATTACK



JAKE MCCAUGHAN
#45 | SO. | DEFENSE



NICK MCEVOY
#21 | JR. | MIDFIELD



JOHN NOSTRANT
#10 | SO. | MIDFIELD



MAC O'KEEFE
#3 | JR. | ATTACK



BRAYDEN PECK
#44 | SO. | DEFENSE



DAN REAUME
#26 | R-FR. | MIDFIELD



CHRIS SABIA
#25 | SR. | DEFENSE



MITCH SCHAEFER
#9 | JR. | MIDFIELD



TREVOR SCOLLINS
#41 | SR. | GOALIE




MIKE SHINSKE
#8 | SO. | MIDFIELD




JOEY SORAN
#18 | SO. | DEFENSE



NICK SPILLANE
#13 | SR. | MIDFIELD



BRANDON STERN
#6 | R-JR. | MIDFIELD



DYLAN SULZBACH
#38 | SO. | GOALIE



BARRETT SUTLEY
#27 | JR. | MIDFIELD



BRIAN TOWNSEND
#119 | SO. | MIDFIELD




JACK TRAYNOR
#33 | FR. | ATTACK



JOE WHITE
#42 | FR. | ATTACK




COLE WILLARD
#28 | SO. | ATTACK/MID




TOMMY WRIGHT
#23 | R-JR. | DEFENSE



JEFF TAMBRONI
HEAD COACH



PETER TONER
ASSOCIATE HEAD COACH



JOHN HAUS
ASSISTANT COACH

#WEARE

2019 PENN STATE MEN'S LACROSSE



HEAD COACH JEFF TAMBRONI

Ninth Year | Hobart '92

Career Record: 177-90 (.663) / 18 Seasons | At Penn State: 68-50 (.576) / Eight Season

2009 USILA DI COACH OF THE YEAR
2011 CAA CO-COACH OF THE YEAR
2013 CAA COACH OF THE YEAR
2014 U.S. MEN'S NATIONAL TEAM ASSISTANT COACH
HOBART HALL OF FAME (CLASS OF '18)

Jeff Tambroni, who is in his ninth season at Penn State in 2019, has a 177-90 career record, and a 68-50 record at the helm of the Nittany Lion squad.

Tambroni led the Nittany Lions to the NCAA Tournament in 2013 and 2017.

Tambroni, one of the sport's most decorated coaches, enters the 2019 season eighth among all active Division I coaches in career win percentage. In 2018, the Nittany Lions went 8-6 overall, 2-3 in Big Ten play. Throughout the season, Penn State grabbed ranked wins over No. 13 Penn, 10-7, and the program's first win over No. 5 Johns Hopkins, 14-12. Gerard Arceri made a name for himself on a national level with a 68.1-winning percentage at the 'x,' earning 216 wins on the season. He scooped up an impressive 145 groundballs, for 10.36 per game average, adding a career-best six goals, while dishing out one assist. His percentage at the face and his ground balls per game were both good for fourth in the NCAA and led the Big Ten. He was named the Big Ten Specialist of the Year, First Team All-Big Ten, and USILA third team All-Americans. Mac O'Keefe was also named first-team All-Big Ten, and was a USILA honorable-mention All-American along with Chris Sabia. Ryan Keenan was selected to the USILA North-South Team, and was drafted 54th in the MLL Draft to the Ohio Machine.

In 2018, Tambroni led the Nittany Lions to a 12-4 record, just the seventh double-digit win season, and only the second in the last 20 seasons (2013, 2017). Penn State set a program record, opening the season with a 10-0 record for the best start in school history. The 10th win highlighted the streak as Penn State took down No. 5 Ohio State, 9-4, to earn just the eighth victory in program history over a top-five team. Penn State also earned their first winning record in Big Ten play, going 3-2. Tambroni saw three student-athletes earn USILA All-America honorable mention honors, while Nick Aponte earned a USILA Scholar All-America accolades.

Penn State's 2013 campaign saw Tambroni lead Penn State to one of the greatest seasons in program history while celebrating its 100th season. The Nittany Lions set a record for wins (12) and earned the program's first outright regular-season conference title by sweeping the CAA with a 6-0 record. PSU rattled off 10-straight wins from March through May to earn the school's third NCAA bid and first chance to host an NCAA Tournament game.

The program's 12 wins in 2017 tied the record. There have been four USILA Scholar All-America honorees under Tambroni and 14 USILA All-Americans during his time at Penn State.

Tambroni was named USILA Division I Coach of the Year following the 2009 season while at Cornell and was tabbed the 2007 and 2009 Field Turf/NCAA Division I Coach of the Year. Tambroni was also the 2004 and 2009 Ithaca Journal Male Coach of the Year and a three-time National Coach of the Week.

While at Cornell, Tambroni became the 10th-fastest coach to reach the 100-win mark when he accomplished the feat in his 134th career game in March 2010.

During his tenure, his players earned 37 first-team All-Ivy honors, including five Ivy League awards, and three conference Rookie of the Year selections. Thirty-nine players, also garnered All-America recognition.

A 1992 graduate, Tambroni earned his bachelor's degree in American studies. He claimed first-team All-America honors as a senior and was twice named a second-team All-American (1990-91). The MVP of the 1990 NCAA title game, Tambroni helped lead the team to back-to-back NCAA championships (1990-91) and left Hobart tied for seventh on the school's all-time scoring list with 202 points, and currently sits in eighth.

Before embarking upon his collegiate coaching career, Tambroni coached the Heaton Mersey Lacrosse Club of the English Lacrosse Union for one year and served as a visiting coach for the Czech-American Lacrosse Foundation in Prague in the summer of 1996.

Tambroni and his wife, Michelle, have three daughters, Carissa, Madison, and Ella. Michelle played field hockey at Penn State from 1988-90 and earned All-America honors as a senior.

TAMBRONI YEAR-BY-YEAR

Season	Overall	Pct.	Conf.	Pct.	Finish	Championships	Postseason Finish
2001	7-6	.538	4-2	.667	T-2nd		
2002	11-4	.733	4-2	.667	T-2nd		NCAA Quarterfinals
2003	9-4	.692	5-1	.833	T-1st	Co-Ivy Champions	
2004	9-5	.643	5-1	.833	T-1st	Co-Ivy Champions	NCAA Quarterfinals
2005	11-3	.786	6-0	1.000	1st	Ivy Champions	NCAA Quarterfinals
2006	11-3	.786	5-1	.833	T-1st	Co-Ivy Champions	NCAA First Round
2007	15-1	.938	6-0	1.000	1st	Ivy Champions	NCAA Semifinals
2008	11-4	.733	5-1	.833	T-1st	Co-Ivy Champions	NCAA First Round
2009	13-4	.764	5-1	.833	T-1st	Co-Ivy Champions	NCAA Runner-Up
2010	12-6	.667	4-2	.667	T-1st	Co-Ivy Champions	NCAA Semifinals
<i>At Cornell (10)</i>	<i>109-40</i>	<i>.732</i>	<i>49-11</i>	<i>.817</i>		<i>8 Ivy League Titles</i>	<i>8 NCAA Tournaments</i>
2011	7-7	.500	4-2	.667	2nd		CAA Tournament
2012	9-6	.600	5-1	.833	2nd		CAA Tournament
2013	12-5	.706	6-0	1.000	1st	CAA Regular Season	NCAA First Round
2014	7-6	.538	3-2	.600	3rd		
2015	5-9	.357	2-3	.400	4th		Big Ten Semifinals
2016	8-7	.533	2-3	.400	4th		Big Ten Semifinals
2017	12-4	.750	3-2	.600	4th		NCAA First Round
2018	8-6	.571	2-3	.400	5th		
<i>At PSU (8)</i>	<i>68-50</i>	<i>.576</i>	<i>27-15</i>	<i>.643</i>		<i>1 CAA Title</i>	<i>2 NCAA Tourney</i>
Career (18)	177-90	.663	76-27	.738		9 League Titles	10 NCAA Appearances

#BRICKSQUAD

2019 PENN STATE MEN'S LACROSSE

2019 PENN STATE MEN'S LACROSSE

OVERALL: 10-1 • BIG TEN: 3-0 • Home: 4-0 • Away: 4-1 • Neutral: 2-0

Date	Opponent	Result	Score	Overall	B1G	Att.	Goal Scorers	Goalkeeper (Record)
Feb. 2	VILLANOVA®	W	17-7	1-0	0-0	875	Ament (3), Malone (3), Foulds (3), O'Keefe (2), Spillane (2), Hill (1), Reaume (1), Willard (1), Arceri (1)	Kneese (1-0)
Feb. 9	ROBERT MORRIS®	W	27-7	2-0	0-0	826	O'Keefe (5), Malone (4), Kelly (3), Spillane (2), Foulds (2), Traynor (2), Ament (1), McEvoy (1), Reaume (1), Townsend (1), Burns (1), Buller (1), Arceri (1), Fox (1), Sutley (1)	Kneese (2-0)
Feb. 16	Stony Brook	W	17-4	3-0	0-0	1330	O'Keefe (7), Kelly (3), Malone (2), Traynor (2), Ament (1), Reaume (1), Foulds (1)	Kneese (3-0)
Feb. 25	#7 Yale	L	13-14	3-1	0-0	1980	O'Keefe (5), Ament (2), Spillane (2), Kelly (2), Foulds (1), Reaume (1)	Kneese (3-1)
Mar. 2	PENN	W	15-14	4-1	0-0	530	Spillane (3), O'Keefe (3), Kelly (3), Foulds (3), Ament (1), Malone (1), Willard (1)	Kneese (4-1)
Mar. 8	vs. #3 Cornell*	W	19-13	5-1	0-0	503	O'Keefe (6), Spillane (4), Foulds (4), Reaume (2), Townsend (1), Kelly (1), Traynor (1)	Kneese (5-1)
Mar. 10	vs. Jacksonville*	W	24-11	6-1	0-0	1934	Malone (7), Kelly (4), O'Keefe (3), Foulds (3), Ament (2), Nostrant (1), Sabia (1), Glatz (1), Fox (1), Hobbs (1)	Kneese (6-1)
Mar. 23	at Cleveland State	W	15-11	7-1	0-0	805	O'Keefe (5), Spillane (5), Foulds (2), Malone (1), Arceri (1), Donnelly (1), Cardile (1), White (1)	Kneese (7-1)
Mar. 31	at Maryland [!]	W	13-10	8-1	1-0	3837	Kelly (3), O'Keefe (2), Spillane (2), Traynor (2), Reaume (1), Malone (1), Foulds (1), Willard (1)	Kneese (8-1)
Apr. 7	OHIO STATE [!]	W	13-8	9-1	2-0	2301	O'Keefe (3), Willard (3), Ament (2), Spillane (1), Foulds (1), Malone (1), Reaume (1), Townsend (1)	Kneese (9-1)
Apr. 13	Michigan [!]	W	17-7	10-1	3-0	1530	O'Keefe (4), Foulds (3), Malone (2), Ament (1), Spillane (1), Reaume (1), Willard (1), Traynor (1), Arceri (1), White (1), Glynn (1)	Kneese (10-1)

Home games in CAPS at Panzer Stadium

@ Home game played at Holuba Hall

* Games played in Charlotte, N.C. at the Crown Classic

! - Big Ten Game

ATTENDANCE SUMMARY

	Games	Total Attendance	Average
Home	4	4532	1133
Away	5	5645	1129
Neutral	2	2437	1219
All games	11	12614	1147

#WEARE

2019 PENN STATE MEN'S LACROSSE

The Automated ScoreBook Penn State Combined Team Statistics All games (as of Apr 17, 2019)

RECORD:	OVERALL	HOME	AWAY	NEUTRAL
ALL GAMES	10-1	4-0	4-1	2-0
CONFERENCE	3-0	1-0	2-0	0-0
NON-CONFERENCE	7-1	3-0	2-1	2-0

Date	Opponent	Score	Att.	##	PLAYER	GP	G	A	Pts	Sh	Up	Dn	GB	Faceoff
Feb 02	VILLANOVA	w 17-7	875	1	Grant Ament	10	13	61	74	37	0	0	9	0-0
Feb 09	ROBERT MORRIS	w 27-10	826	3	Mac O'Keefe	11	45	11	56	99	5	0	17	0-0
Feb 16	at SBU	w 17-4	1330	13	Nick Spillane	11	20	13	33	47	3	0	16	0-0
Feb 23	at #6 Yale Bulldogs	L 13-14	1980	14	Dylan Foulds	11	24	6	30	50	5	0	8	0-0
Mar 02	PENN	w 15-14	530	7	TJ Malone	11	22	4	26	44	5	0	11	0-0
Mar 08	vs #2 Cornell	w 19-13	503	25	Jack Kelly	8	19	2	21	39	2	0	5	0-0
Mar 10	vs Jacksonville	w 24-11	1934	26	Dan Reaume	10	9	5	14	20	0	0	3	0-0
Mar 23	at Cleveland State	w 15-11	805	33	Jack Traynor	11	8	3	11	19	0	0	8	0-0
* Mar 31	at #3 Maryland	w 13-10	3837	28	Cole Willard	9	7	0	7	10	0	0	8	0-0
* Apr 07	#7 OHIO STATE	w 13-8	2301	40	Gerard Arceri	11	4	1	5	9	0	0	106	166-262
* Apr 13	at Michigan	w 17-7	1530	42	Joe White	6	2	2	4	5	0	0	3	0-0
				12	Seamus Glynn	5	1	3	4	4	0	0	1	0-0
				19	Brian Townsend	10	3	0	3	7	0	1	6	0-0
				50	Brett Hobbs	6	1	2	3	5	0	0	2	0-0
				31	Kevin Fox	11	2	0	2	3	0	0	11	0-0
				49	Nate Buller	7	1	1	2	7	0	0	0	0-0
				21	Nick McEvoy	11	1	1	2	4	0	0	12	5-14
				11	Matt Donnelly	7	1	1	2	4	0	0	2	0-0
				4	Bobby Burns	11	1	0	1	8	0	0	16	0-0
				5	Kevin Hill	1	1	0	1	5	1	0	0	0-0
				43	Nick Cardile	11	1	0	1	3	0	0	20	0-0
				16	Chris Sabia	11	1	0	1	3	0	0	22	0-0
				10	John Nostrant	5	1	0	1	2	0	0	1	0-0
				30	Jake Glatz	7	1	0	1	1	0	0	9	28-52
				27	Barrett Sutley	4	1	0	1	1	0	0	1	0-0
				23	Tommy Wright	11	0	0	0	2	0	0	22	0-0
				15	Robby Black	11	0	0	0	1	0	0	3	0-0
				48	Jordan Donaghy	5	0	0	0	0	0	0	2	0-7
				47	Brett Funk	3	0	0	0	0	0	0	0	0-0
				45	Jake McCaughan	5	0	0	0	0	0	0	1	0-0
				44	Brayden Peck	11	0	0	0	0	0	0	14	0-0
				41	Trevor Scollins	5	0	0	0	0	0	0	3	0-0
				38	Dylan Sulzbach	2	0	0	0	0	0	0	0	0-0
				35	CJ Battaglia	5	0	0	0	0	0	0	0	0-0
				34	Colby Kneese	11	0	0	0	0	0	0	20	0-0
				32	Dean Lamela	5	0	0	0	0	0	0	1	0-0
				20	Malcolm Glendinning	4	0	0	0	0	0	0	1	0-0
				17	Mike Aronow	6	0	0	0	0	0	0	3	0-0
				8	Mike Shinske	3	0	0	0	0	0	0	0	0-0
				6	Brandon Stern	4	0	0	0	0	0	0	0	0-0
				2	TJ Connellan	10	0	0	0	0	0	0	4	0-0
					Total	11	190	116	306	439	21	1	371	199-335
					Opponents	11	109	57	166	430	12	0	322	136-335

TEAM STATISTICS	PSUMLAX	OPP
SHOT STATISTICS		
Goals-Shot attempts	190-439	109-430
Goals scored per game	17.27	9.91
Shot pct.	.433	.253
Shots on goal-Attempts	305-439	239-430
SOG pct.	.695	.556
Shots/Game	39.9	39.1
Assists	116	57
MAN-UP OPPORTUNITIES		
Goals-Opportunities	21-35	12-38
Conversion Percent	.600	.316
GOAL BREAKDOWN		
Total Goals	190	109
Man-up	21	12
Man-down	1	0
Unassisted	74	52
Overtime	0	0
Goals scored average	17.27	9.91
GROUND BALLS	371	322
TURNOVERS	177	166
CAUSED TURNOVERS	78	107
FACEOFFS (W-L)	199-335	136-335
Faceoff W-L Pct.	.594	.406
CLEARs	188-229	175-213
Clear Pct.	.821	.822
PENALTIES		
Number	40	36
Minutes	32:00	25:00
ATTENDANCE		
Total	4532	9482
Dates/Avg Per Date	4/1133	5/1896
Neutral Site #/Avg	2/1218	

##	Goalie	GP	Min.	GA	GAAvg	Save	Pct	W-L-T
38	Dylan Sulzbach	2	10:22	1	5.79	4	.800	0-0-0
34	Colby Kneese	11	600:17	95	9.50	115	.548	10-1-0
41	Trevor Scollins	5	49:21	13	15.81	11	.458	0-0-0
	Total	11	660:00	109	9.91	130	.544	10-1-0
	Opponents	11	660:00	190	17.27	115	.377	1-10-0

Goals by Period	1st	2nd	3rd	4th	Total
Penn State	67	42	44	37	190
Opponents	24	24	32	29	109

Saves by Period	1st	2nd	3rd	4th	Total
Penn State	39	28	33	30	130
Opponents	45	30	25	15	115

Shots by Period	1st	2nd	3rd	4th	Total
Penn State	143	114	102	80	439
Opponents	105	108	107	110	430

Shots on Goal	1st	2nd	3rd	4th	Total
Penn State	112	72	69	52	305
Opponents	63	52	65	59	239

2019 PENN STATE MEN'S LACROSSE

The Automated ScoreBook Penn State Combined Team Statistics Conference games (as of Apr 17, 2019)

RECORD:	OVERALL	HOME	AWAY	NEUTRAL
ALL GAMES	3-0	1-0	2-0	0-0
CONFERENCE	3-0	1-0	2-0	0-0
NON-CONFERENCE	0-0	0-0	0-0	0-0

Date	Opponent	Score	Att.
* Mar 31	at #3 Maryland	w 13-10	3837
* Apr 07	#7 OHIO STATE	w 13-8	2301
* Apr 13	at Michigan	w 17-7	1530

TEAM STATISTICS	PSUMLAX	OPP
SHOT STATISTICS		
Goals-Shot attempts	43-97	25-101
Goals scored per game	14.33	8.33
Shot pct.	.443	.248
Shots on goal-Attempts	70-97	58-101
SOG pct.	.722	.574
Shots/Game	32.3	33.7
Assists	27	12
MAN-UP OPPORTUNITIES		
Goals-Opportunities	4-8	1-8
Conversion Percent	.500	.125
GOAL BREAKDOWN		
Total Goals	43	25
Man-up	4	1
Man-down	0	0
Unassisted	16	13
Overtime	0	0
Goals scored average	14.33	8.33
GROUND BALLS		
	84	76
TURNOVERS		
	49	45
CAUSED TURNOVERS		
	17	21
FACEOFFS (W-L)		
Faceoff W-L Pct.	51-77	26-77
	.662	.338
CLEARs		
Clear Pct.	50-65	60-68
	.769	.882
PENALTIES		
Number	8	8
Minutes	6:00	6:00
ATTENDANCE		
Total	2301	5367
Dates/Avg Per Date	1/2301	2/2684
Neutral Site #/Avg	0/0	

##	PLAYER	GP	G	A	Pts	Sh	Up	Dn	GB	Faceoff
1	Grant Ament	3	3	15	18	9	0	0	0	0-0
3	Mac O'Keefe	3	9	3	12	24	0	0	2	0-0
14	Dylan Foulds	3	5	3	8	12	2	0	1	0-0
13	Nick Spillane	3	4	3	7	12	1	0	3	0-0
28	Cole Willard	3	5	0	5	6	0	0	2	0-0
26	Dan Reaume	3	3	2	5	5	0	0	1	0-0
7	TJ Malone	3	4	0	4	11	1	0	0	0-0
25	Jack Kelly	1	3	1	4	8	0	0	3	0-0
33	Jake Traynor	3	3	0	3	4	0	0	2	0-0
40	Gerard Arceri	3	1	0	1	2	0	0	35	51-76
42	Joe White	1	1	0	1	1	0	0	0	0-0
19	Brian Townsend	3	1	0	1	1	0	0	1	0-0
12	Seamus Glynn	1	1	0	1	1	0	0	0	0-0
49	Nate Buller	2	0	0	0	1	0	0	0	0-0
50	Brett Hobbs	2	0	0	0	0	0	0	0	0-0
47	Brett Funk	1	0	0	0	0	0	0	0	0-0
45	Jake McCaughan	1	0	0	0	0	0	0	0	0-0
44	Brayden Peck	3	0	0	0	0	0	0	4	0-0
43	Nick Cardile	3	0	0	0	0	0	0	8	0-0
41	Trevor Scollins	1	0	0	0	0	0	0	0	0-0
35	CJ Battaglia	1	0	0	0	0	0	0	0	0-0
34	Colby Kneese	3	0	0	0	0	0	0	3	0-0
32	Dean Lamela	1	0	0	0	0	0	0	0	0-0
31	Kevin Fox	3	0	0	0	0	0	0	1	0-0
30	Jake Glatz	1	0	0	0	0	0	0	0	0-1
27	Barrett Sutley	1	0	0	0	0	0	0	0	0-0
23	Tommy Wright	3	0	0	0	0	0	0	5	0-0
21	Nick McEvoy	3	0	0	0	0	0	0	3	0-0
20	Malcolm Glendinning	1	0	0	0	0	0	0	0	0-0
17	Mike Aronow	3	0	0	0	0	0	0	0	0-0
16	Chris Sabia	3	0	0	0	0	0	0	6	0-0
15	Robby Black	3	0	0	0	0	0	0	0	0-0
11	Matt Donnelly	1	0	0	0	0	0	0	0	0-0
10	John Nostrant	1	0	0	0	0	0	0	0	0-0
4	Bobby Burns	3	0	0	0	0	0	0	3	0-0
2	TJ Connellan	3	0	0	0	0	0	0	1	0-0
Total		3	43	27	70	97	4	0	84	51-77
Opponents		3	25	12	37	101	1	0	76	26-77

##	Goalie	GP	Min.	GA	GAAvg	Save	Pct	W-L-T
41	Trevor Scollins	1	2:55	0	0.00	0	.000	0-0-0
34	Colby Kneese	3	177:05	25	8.47	33	.569	3-0-0
Total		3	180:00	25	8.33	33	.569	3-0-0
Opponents		3	180:00	43	14.33	27	.386	0-3-0

Goals by Period	1st	2nd	3rd	4th	Total
Penn State	18	6	10	9	43
Opponents	5	7	9	4	25

Saves by Period	1st	2nd	3rd	4th	Total
Penn State	12	6	8	7	33
Opponents	6	7	10	4	27

Shots by Period	1st	2nd	3rd	4th	Total
Penn State	27	23	26	21	97
Opponents	28	24	24	25	101

2019 PENN STATE MEN'S LACROSSE

OVERALL

CONFERENCE

#	Player	gp-gs	g	a	pts	sh	sh%	sog	sog%	to	ct	gw	qb
1	Grant Ament	10-10	13	61	74	37	.351	19	.514	21	0	1	9
3	Mac O'Keefe	11-11	45	11	56	99	.455	67	.677	17	5	1	17
13	Nick Spillane	11-11	20	13	33	47	.426	29	.617	9	4	2	16
14	Dylan Foulds	11-11	24	6	30	50	.480	36	.720	7	3	1	8
7	TJ Malone	11-3	22	4	26	44	.500	37	.841	11	1	1	11
25	Jack Kelly	8-8	19	2	21	39	.487	29	.744	6	0	2	5
26	Dan Reaume	10-9	9	5	14	20	.450	14	.700	5	1	0	3
33	Jack Traynor	11-1	8	3	11	19	.421	14	.737	6	0	1	8
28	Cole Willard	9-0	7	0	7	10	.700	8	.800	5	1	0	8
40	Gerard Arceri	11-0	4	1	5	9	.444	8	.889	11	1	0	106
42	Joe White	6-0	2	2	4	5	.400	4	.800	4	0	0	3
12	Seamus Glynn	5-0	1	3	4	4	.250	3	.750	2	0	0	1
19	Brian Townsend	10-0	3	0	3	7	.429	6	.857	3	1	0	6
50	Brett Hobbs	6-0	1	2	3	5	.200	5	1.000	2	0	0	2
31	Kevin Fox	11-0	2	0	2	3	.667	2	.667	2	8	0	11
49	Nate Buller	7-0	1	1	2	7	.143	5	.714	0	0	0	0
21	Nick McEvoy	11-0	1	1	2	4	.250	1	.250	0	1	0	12
11	Matt Donnelly	7-1	1	1	2	4	.250	3	.750	1	0	0	2
4	Bobby Burns	11-1	1	0	1	8	.125	5	.625	9	2	0	16
5	Kevin Hill	1-1	1	0	1	5	.200	1	.200	0	0	0	0
43	Nick Cardile	11-11	1	0	1	3	.333	1	.333	7	9	0	20
16	Chris Sabia	11-11	1	0	1	3	.333	3	1.000	7	14	0	22
10	John Nostrant	5-0	1	0	1	2	.500	1	.500	2	2	0	1
30	Jake Glatz	7-0	1	0	1	1	1.000	1	1.000	5	0	1	9
27	Barrett Sutley	4-0	1	0	1	1	1.000	1	1.000	0	1	0	1
23	Tommy Wright	11-0	0	0	0	2	.000	1	.500	5	6	0	22
15	Robby Black	11-0	0	0	0	1	.000	1	1.000	4	2	0	3
48	Jordan Donaghy	5-0	0	0	0	0	.000	0	.000	0	0	0	2
47	Brett Funk	3-0	0	0	0	0	.000	0	.000	0	0	0	0
45	Jake McCaughan	5-0	0	0	0	0	.000	0	.000	1	1	0	1
44	Brayden Peck	11-11	0	0	0	0	.000	0	.000	2	4	0	14
41	Trevor Scollins	5-0	0	0	0	0	.000	0	.000	0	0	0	3
38	Dylan Sulzbach	2-0	0	0	0	0	.000	0	.000	0	0	0	0
35	CJ Battaglia	5-0	0	0	0	0	.000	0	.000	0	0	0	0
34	Colby Kneese	11-11	0	0	0	0	.000	0	.000	6	0	0	20
32	Dean Lamela	5-0	0	0	0	0	.000	0	.000	1	2	0	1
20	Malcolm Glendinning	4-0	0	0	0	0	.000	0	.000	0	0	0	1
17	Mike Aronow	6-0	0	0	0	0	.000	0	.000	1	1	0	3
8	Mike Shinske	3-0	0	0	0	0	.000	0	.000	1	0	0	0
6	Brandon Stern	4-0	0	0	0	0	.000	0	.000	1	0	0	0
2	TJ Connellan	10-0	0	0	0	0	.000	0	.000	0	6	0	4
Total		11	190	116	306	439	.433	305	.695	177	78	10	371
Opponents		11	109	57	166	430	.253	239	.556	166	107	1	322

gp-gs	g	a	pts	sh	sh%	sog	sog%	to	ct	gw	qb
3-3	3	15	18	9	.333	3	.333	7	0	0	0
3-3	9	3	12	24	.375	17	.708	5	1	0	2
3-3	4	3	7	12	.333	8	.667	3	1	1	3
3-3	5	3	8	12	.417	9	.750	2	0	0	1
3-2	4	0	4	11	.364	10	.909	1	0	1	0
1-1	3	1	4	8	.375	6	.750	2	0	1	3
3-3	3	2	5	5	.600	3	.600	2	0	0	1
3-0	3	0	3	4	.750	3	.750	0	0	0	2
3-0	5	0	5	6	.833	6	1.000	1	0	0	2
3-0	1	0	1	2	.500	1	.500	2	0	0	35
1-0	1	0	1	1	1.000	1	1.000	0	0	0	0
1-0	1	0	1	1	1.000	1	1.000	0	0	0	0
3-0	1	0	1	1	1.000	1	1.000	2	0	0	1
2-0	0	0	0	0	.000	0	.000	0	0	0	0
3-0	0	0	0	0	.000	0	.000	0	3	0	1
2-0	0	0	0	1	.000	1	1.000	0	0	0	0
3-0	0	0	0	0	.000	0	.000	0	0	0	3
1-0	0	0	0	0	.000	0	.000	1	0	0	0
3-0	0	0	0	0	.000	0	.000	4	1	0	3
-											
3-3	0	0	0	0	.000	0	.000	2	3	0	8
3-3	0	0	0	0	.000	0	.000	3	4	0	6
1-0	0	0	0	0	.000	0	.000	0	0	0	0
1-0	0	0	0	0	.000	0	.000	0	0	0	0
1-0	0	0	0	0	.000	0	.000	0	0	0	0
3-0	0	0	0	0	.000	0	.000	2	0	0	5
3-0	0	0	0	0	.000	0	.000	0	1	0	0
-											
1-0	0	0	0	0	.000	0	.000	0	0	0	0
1-0	0	0	0	0	.000	0	.000	0	0	0	0
3-3	0	0	0	0	.000	0	.000	1	1	0	4
1-0	0	0	0	0	.000	0	.000	0	0	0	0
3-0	0	0	0	0	.000	0	.000	1	0	0	0
-											
3-0	0	0	0	0	.000	0	.000	0	0	0	1
3	43	27	70	97	.443	70	.722	49	17	3	84
3	25	12	37	101	.248	58	.574	45	21	0	76

OVERALL

CONFERENCE

#	Player	gp-gs	min.	ga	qaavg	saves	pct	w	l	t
38	Dylan Sulzbach	2-0	10:22	1	5.79	4	.800	0	0	0
34	Colby Kneese	11-11	600:17	95	9.50	115	.548	10	1	0
41	Trevor Scollins	5-0	49:21	13	15.81	11	.458	0	0	0
Total		11	660:00	109	9.91	130	.544	10	1	0
Opponents		11	660:00	190	17.27	115	.377	1	10	0

gp-gs	min.	ga	qaavg	saves	pct	w	l	t
-								
3-3	177:05	25	8.47	33	.569	3	0	0
1-0	2:55	0	0.00	0	.000	0	0	0
3	180:00	25	8.33	33	.569	3	0	0
3	180:00	43	14.33	27	.386	0	3	0

Goals by Period	1st	2nd	3rd	4th	Total
Penn State	67	42	44	37	190
Opponents	24	24	32	29	109

Goals by Period	1st	2nd	3rd	4th	Total
Penn State	18	6	10	9	43
Opponents	5	7	9	4	25

Shots by Period	1st	2nd	3rd	4th	Total
Penn State	143	114	102	80	439
Opponents	105	108	107	110	430

Shots by Period	1st	2nd	3rd	4th	Total
Penn State	27	23	26	21	97
Opponents	28	24	24	25	101

Saves by Period	1st	2nd	3rd	4th	Total
Penn State	39	28	33	30	130
Opponents	45	30	25	15	115

Saves by Period	1st	2nd	3rd	4th	Total
Penn State	12	6	8	7	33
Opponents	6	7	10	4	27

#BRICKSQUAD

2019 PENN STATE MEN'S LACROSSE

2019 PENN STATE TEAM HIGHS

POINTS	43	vs Robert Morris (Feb 09)
	39	vs Jacksonville (Mar 10)
GOALS	27	vs Robert Morris (Feb 09)
	24	vs Jacksonville (Mar 10)
ASSISTS	16	vs Robert Morris (Feb 09)
	15	vs Jacksonville (Mar 10)
SHOTS	51	vs Robert Morris (Feb 09)
	49	vs Villanova (Feb 02)
SHOT PERCENT	.529 (27-51)	vs Robert Morris (Feb 09)
	.514 (19-37)	vs Cornell (Mar 08)
SHOTS ON GOAL	41	vs Robert Morris (Feb 09)
	34	vs Jacksonville (Mar 10)
ON GOAL PERCENT	.865 (32-37)	vs Cornell (Mar 08)
	.804 (41-51)	vs Robert Morris (Feb 09)
SAVES	20	vs Villanova (Feb 02)
	17	vs Robert Morris (Feb 09)
GROUND BALLS	52	vs Jacksonville (Mar 10)
	45	vs Cornell (Mar 08)
FACEOFF PERCENT	.786 (22-28)	at Michigan (Apr 13)
	.744 (29-39)	vs Jacksonville (Mar 10)
TURNOVERS	24	at Michigan (Apr 13)
	21	vs Jacksonville (Mar 10)
CAUSED TURNOVERS	11	at Yale Bulldogs (Feb 23)
	9	vs Cornell (Mar 08)
	9	vs Robert Morris (Feb 09)

2019 OPPONENT TEAM HIGHS

POINTS	25	at Yale Bulldogs (Feb 23)
	20	at Cleveland State (Mar 23)
	20	vs Cornell (Mar 08)
GOALS	14	vs PENN (Mar 02)
	14	at Yale Bulldogs (Feb 23)
ASSISTS	11	at Yale Bulldogs (Feb 23)
	9	at Cleveland State (Mar 23)
SHOTS	50	vs Robert Morris (Feb 09)
	48	vs Villanova (Feb 02)
SHOT PERCENT	.419 (13-31)	vs Cornell (Mar 08)
	.359 (14-39)	at Yale Bulldogs (Feb 23)
SHOTS ON GOAL	27	vs Robert Morris (Feb 09)
	27	vs Villanova (Feb 02)
ON GOAL PERCENT	.677 (21-31)	vs Cornell (Mar 08)
	.655 (19-29)	at Michigan (Apr 13)
SAVES	14	vs Robert Morris (Feb 09)
	13	at Michigan (Apr 13)
	13	at Cleveland State (Mar 23)
	13	vs Cornell (Mar 08)
GROUND BALLS	40	at Yale Bulldogs (Feb 23)
	32	vs Jacksonville (Mar 10)
	32	vs PENN (Mar 02)
	32	vs Villanova (Feb 02)
FACEOFF PERCENT	.806 (25-31)	at Yale Bulldogs (Feb 23)
	.522 (12-23)	vs Ohio State (Apr 07)
TURNOVERS	23	at Yale Bulldogs (Feb 23)
	19	at Michigan (Apr 13)
CAUSED TURNOVERS	19	vs Cornell (Mar 08)
	12	at Michigan (Apr 13)
	12	vs Jacksonville (Mar 10)

#WEARE

2019 PENN STATE MEN'S LACROSSE

2019 PENN STATE INDIVIDUAL HIGHS

POINTS	10	Grant Ament vs Jacksonville (Mar 10)
	10	Grant Ament vs Villanova (Feb 02)
GOALS	7	TJ Malone vs Jacksonville (Mar 10)
	7	Mac O'Keefe at SBU (Feb 16)
ASSISTS	9	Grant Ament vs Cornell (Mar 08)
	8	Grant Ament vs Jacksonville (Mar 10)
SHOTS	14	Mac O'Keefe at Michigan (Apr 13)
	13	Mac O'Keefe at SBU (Feb 16)
SHOTS ON GOAL	9	Mac O'Keefe at Michigan (Apr 13)
	9	Mac O'Keefe vs Cornell (Mar 08)
SAVES	19	Colby Kneese vs Villanova (Feb 02)
	14	Colby Kneese vs Ohio State (Apr 07)
GROUND BALLS	21	Gerard Arceri at Michigan (Apr 13)
	18	Gerard Arceri vs Cornell (Mar 08)
CAUSED TURNOVER	3	Nick Cardile vs Ohio State (Apr 07)
	3	Chris Sabia at Yale Bulldogs (Feb 23)
	3	Chris Sabia vs Robert Morris (Feb 09)
FACEOFFS WON	25	Gerard Arceri vs Cornell (Mar 08)
	22	Gerard Arceri at Michigan (Apr 13)

2019 OPPONENT INDIVIDUAL HIGHS

POINTS	7	Morrill, Jackson at Yale Bulldogs (Feb 23)
	5	Jared Bernhardt at Maryland (Mar 31)
	5	SULLIVAN, Jason at Cleveland State (Mar 23)
	5	Jack Dolan vs Jacksonville (Mar 10)
	5	Teat, Jeff vs Cornell (Mar 08)
	5	Lulley, Sean vs PENN (Mar 02)
	5	Goldner, Adam vs PENN (Mar 02)
	5	GIBSON, Tyson vs Robert Morris (Feb 09)
GOALS	5	Goldner, Adam vs PENN (Mar 02)
	4	Leclaire, Tre vs Ohio State (Apr 07)
ASSISTS	5	Morrill, Jackson at Yale Bulldogs (Feb 23)
	3	SULLIVAN, Jason at Cleveland State (Mar 23)
	3	Teat, Jeff vs Cornell (Mar 08)
	3	Lulley, Sean vs PENN (Mar 02)
SHOTS	10	Leclaire, Tre vs Ohio State (Apr 07)
	10	Goldner, Adam vs PENN (Mar 02)
SHOTS ON GOAL	6	WENDEL, Nick at Cleveland State (Mar 23)
	6	KEALEY, Corson vs Robert Morris (Feb 09)
	6	Froccaro, Joey vs Villanova (Feb 02)
SAVES	13	Garn, Gunner at Michigan (Apr 13)
	12	Junkin, Reed vs PENN (Mar 02)
	12	HEGER, Alex vs Robert Morris (Feb 09)
GROUND BALLS	22	Ierlan, TD at Yale Bulldogs (Feb 23)
	11	Gallagher, Kyle vs PENN (Mar 02)
CAUSED TURNOVER	8	DeCaprio, Nick at Michigan (Apr 13)
	5	Wallace, Fleet vs Cornell (Mar 08)
FACEOFFS WON	25	Ierlan, TD at Yale Bulldogs (Feb 23)
	15	Gallagher, Kyle vs PENN (Mar 02)

2019 PENN STATE MEN'S LACROSSE

NCAA STATISTICAL RANKINGS

Penn St. - 2018-19 Men's Lacrosse Ranking Summary thru games 04/16/2019

Statistic	National Rank	Conference Rank	Value	National Leader	Value	Conference Leader	Value
Assists Per Game (73 ranked)	1	1	10.55	Penn St.	10.55	Penn St.	10.55
Caused Turnovers Per Game (73 ranked)	49	2	7.09	Boston U.	11.92	Michigan	9.36
Clearing Percentage (73 ranked)	45	5	0.821	Ohio St.	0.900	Ohio St.	0.900
Face-Off Winning Percentage (73 ranked)	15	2	0.594	Yale	0.771	Maryland	0.598
Ground Balls Per Game (73 ranked)	17	1	33.73	Virginia	42.15	Penn St.	33.73
Man-Down Defense (73 ranked)	24	4	0.684	Richmond Rutgers	0.833	Rutgers	0.833
Man-Up Offense (73 ranked)	1	1	0.600	Penn St.	0.600	Penn St.	0.600
Points Per Game (73 ranked)	1	1	27.82	Penn St.	27.82	Penn St.	27.82
Saves Per Game (73 ranked)	43	3	11.82	St. Bonaventure	16.23	Rutgers	14.83
Scoring Defense (73 ranked)	15	1	9.91	Massachusetts	8.42	Penn St.	9.91
Scoring Margin (73 ranked)	1	1	7.36	Penn St.	7.36	Penn St.	7.36
Scoring Offense (73 ranked)	1	1	17.27	Penn St.	17.27	Penn St.	17.27
Shot Percentage (73 ranked)	1	1	0.433	Penn St.	0.433	Penn St.	0.433
Turnovers Per Game (73 ranked)	27	6	16.09	Georgetown	13.62	Rutgers	13.92
Winning Percentage (72 ranked)	1	1	0.909	Penn St.	0.909	Penn St.	0.909

Statistic	Player	National Rank	Conference Rank	Value	National Leader	Value	Conference Leader	Value
Assists Per Game (150 ranked)	Grant Ament	1	1	6.10	Grant Ament, Penn St.	6.10	Grant Ament, Penn St.	6.10
	Nick Spillane	90	11	1.18				
	Mac O'Keefe	124	13	1.00				
Caused Turnovers Per Game (71 ranked)	Christopher Sabia	71	4	1.27	Kyle Walsh, VMI	3.73	Nick DeCaprio, Michigan	2.18
Face-Off Winning Pct (75 ranked)	Gerard Arceri	9	2	0.634	TD Ierlan, Yale	0.769	Austin Henningsen, Maryland	0.644
Goals Per Game (144 ranked)	Mac O'Keefe	2	1	4.09	Kevin Lindley, Loyola Maryland	4.25	Mac O'Keefe, Penn St.	4.09
	Dylan Foulds	79	9	2.18				
	TJ Malone	94	13	2.00				
	Nick Spillane	125	16	1.82				
Goals-Against Average (69 ranked)	Colby Kneese	12	1	9.50	Sean Sconone, Massachusetts	8.09	Colby Kneese, Penn St.	9.50
Ground Balls Per Game (75 ranked)	Gerard Arceri	5	1	9.64	TD Ierlan, Yale	14.70	Gerard Arceri, Penn St.	9.64
Individual Man-up Goals (48 ranked)	Dylan Foulds	21	2	5	Ryan Lanchbury, Richmond	8	Kyle Marr, Johns Hopkins	6
	TJ Malone	21	2	5				
	Mac O'Keefe	21	2	5				
Points Per Game (150 ranked)	Grant Ament	1	1	7.40	Grant Ament, Penn St.	7.40	Grant Ament, Penn St.	7.40
	Mac O'Keefe	9	3	5.09				
	Nick Spillane	94	12	3.00				
	Dylan Foulds	125	17	2.73				
Save Percentage (69 ranked)	Colby Kneese	16	2	0.548	Sean Sconone, Massachusetts	0.618	Max Edelmann, Rutgers	0.585
Saves Per Game (74 ranked)	Colby Kneese	52	6	10.45	Max Edelmann, Rutgers	15.50	Max Edelmann, Rutgers	15.50
Shot Percentage (75 ranked)	TJ Malone	5	1	0.500	Clarke Petterson, Cornell	0.633	TJ Malone, Penn St.	0.500
	Dylan Foulds	10	2	0.480				
	Mac O'Keefe	17	4	0.455				
	Nick Spillane	33	7	0.426				

ACTIVE NCAA CAREER RANKINGS - TOP 100

POINTS PER GAME

6th - Grant Ament, 4.59
12th - Mac O'Keefe, 3.85

POINTS

8th - Grant Ament, 188
19th - Mac O'Keefe, 158

GOALS PER GAME

1st - Mac O'Keefe, 3.20

GOALS

4th - Mac O'Keefe, 131

ASSISTS PER GAME

4th - Grant Ament, 3.05
49th - Nick Spillane, 1.02

ASSISTS

4th - Grant Ament, 125
36th - Nick Spillane, 52

SAVES PER GAME

16th - Colby Kneese, 10.44

SAVES

16th - Colby Kneese, 428

GOALS AGAINST AVERAGE

22nd - Colby Kneese, 9.69

GROUND BALLS PER GAME

2nd - Gerard Arceri, 8.85

GROUND BALLS

2nd - Gerard Arceri, 354

FACEOFF WIN PERCENTAGE

3rd - Gerard Arceri, 0.644

FACEOFFS WON

3rd - Gerard Arceri, 577

FACEOFFS ATTEMPTED

6th - Gerard Arceri, 896

#WEARE

2019 PENN STATE MEN'S LACROSSE

LAST TIME PENN STATE ...

Scored 20+ goals	24 vs. Jacksonville (W, 24-11) 3/10/19
Scored 15+ goals	17 at Michigan (W, 17-7) 4/13/19
Scored 10+ goals	13 vs. Ohio State (W, 13-8) 4/7/19
Tallied 12+ assists	14 at Michigan (W, 17-7) 4/13/19
Tallied 8+ assists	9 vs. Penn (W, 15-14) 3/2/19
Registered 25+ points	31 at Michigan (W, 17-7) 4/13/19
Registered 15+ points	20 at Maryland (W, 13-10) 3/31/19
Won 20+ face-offs	22 at Michigan (W, 17-7) 4/13/19
Won 15+ face-offs	15 at Cleveland State (W, 15-11) 3/23/19
Took 60+ shots	75 vs. Robert Morris (L, 17-24) 2/20/10
Took 50+ shots	51 vs. Robert Morris (W, 27-10) 2/9/19
Scored 5+ man-up goals	5 vs. St. Johns (W, 13-11) 3/27/10
Beat the #1 team in the USILA Coaches' Poll	March 26, 2016 vs. #1 Denver (W, 15-10)
Was ranked #1 in the USILA Coaches' Poll	April 14, 2019
Had a player score 7+ goals	TJ Malone (7) vs. Jacksonville (W, 24-11) 3/10/19
Had a player score 6+ goals	Mac O'Keefe (6) vs. Cornell (W, 19-13) 3/8/19
Had a player score 5+ goals	Mac O'Keefe (5) at Cleveland State (W, 15-11) 3/23/19
Had a player register 5+ assists	Grant Ament (7) at Michigan (W, 17-7) 4/13/19
Had a player register 4+ assists	Grant Ament (4) vs. Stony Brook (W, 17-4) 2/16/19
Had a player register 3+ assists	Dylan Foulds (3) at Michigan (W, 17-7) 4/13/19
Had a player total 10+ points	Grant Ament (10) vs. Jacksonville (W, 24-11) 3/10/19
Had a player total 9+ points	Grant Ament (9) vs. Cornell (W, 19-13) 3/8/19
Had a player total 8+ points	Grant Ament (8) at Michigan (W, 17-7) 4/13/19
Had a goalie register a goal	Drew Adams (1 vs. Bucknell, 4/15/2008)
Had a goalie register an assists	Mike Stoltz (1 vs. Rutgers, 4/24/2004)
Last time Penn State had 3-plus 50-plus point scorers:	2017 (3 - Ament: 60, Aponte: 57, O'Keefe: 56)
Last time Penn State had 5-plus 30-plus point scorers:	2018 (5 - O'Keefe: 46, Spillane: 46, Hill: 32, Foulds: 32, Keenan: 31)
Last time Penn State had a 50-goal scorer:	2017 (Mac O'Keefe: 51)
Last time Penn State had 2-plus 40-goal scorers:	2013 (2 - Sanders: 44, Forester: 41)
Last time Penn State had 4-plus 20-goal scorers:	2019 (4 - O'Keefe: 45, Foulds: 24, Malone: 22, Spillane: 20)
Last time Penn State had 6-plus 15-plus goal scorers:	2017 (6 - O'Keefe: 51, Ament: 30, Aponte: 24, Sutton: 19, Hill: 18, Spillane: 16)

2019 FAST FACTS

Fastest Penn State goal to start a game	:27 by Nick Spillane vs. Cornell (March 8)
Fastest Penn State goal to start the second half	:47 by Mac O'Keefe vs. Cornell (March 8)
Fastest time between Penn State goals	:09 by Jack Kelly and Jake Glatz vs. Jacksonville (March 8)
Fastest time between opponent goals	:23 by Dan Taddeo and Matt Schmidt of Robert Morris (Feb. 9)
Largest Penn State lead	21 goals (25-4) vs. Robert Morris (Feb. 9)
Largest opponent lead	5 goals (13-8) by Yale (Feb. 23)
Largest comeback in a win	2 goals (12-10) vs. Penn (March 2)
Largest lead surrendered in a loss	N/A
Most Penn State goals scored in a quarter	12 (2nd Q) vs. Robert Morris (Feb. 9)
Fewest opponent goals allowed in a quarter	0 (1st and 2nd Q) by Stony Brook (Feb. 16)
Fewest Penn State goals scored in a quarter	0 (2nd Q) vs. Maryland (March 31)
Most opponent goals allowed in a quarter	5 (3rd Q) by Cornell (March 8)
Most consecutive Penn State goals	15 vs. Stony Brook (Feb. 16)
Most consecutive opponent goals	6 by Maryland (March 31)
Longest Penn State scoring drought	27:57 (00:01 1Q - 02:04 3Q), at Yale (Feb. 23)
Longest opponent scoring drought	42:32 (15:00 1Q-2:28 3Q) Stony Brook (Feb. 16)
Most consecutive goals to start a game	15 vs. Stony Brook (Feb. 16)
Most consecutive goals surrendered to start a game	2 by Penn and Jacksonville (March 2 and March 10)

PENN STATE RECORD WHEN...

Home	4-0
Away	4-1
Neutral	2-0
Artificial Turf	10-1
Natural Grass	0-0
Daytime	7-1
Evening	3-0
Overtime	0-0
Weekday	1-0
Weekend	9-1
Against top-16-20 teams	0-0
Against top-11-15 teams	0-0
Against top-1-10 teams	3-1
Against unranked teams	6-0
Tied after one quarter	1-1
Leading after one quarter	9-0
Trailing after one quarter	0-0
Tied at halftime	1-0
Leading at halftime	9-0
Trailing at halftime	0-1
Tied after three quarters	1-0
Leading after three quarters	9-0
Trailing after three quarters	0-1
Scoring first	8-1
Opponent scores first	2-0
Scoring 10+ goals	10-1
Scores fewer than 10 goals	0-0
Allowing 10+ goals	6-1
Allowing fewer than 10 goals	4-0
More ground balls	8-0
Fewer ground balls	2-1
Ground balls equal	0-0
Winning more faceoffs	9-0
Opp. wins more faceoffs	1-1
Faceoffs equal	0-0
Scored one man-up goal	1-0
Allowed one man-up goal	4-0
Scored 2+ man-up goals	7-1
Allowed 2+ man-up goals	2-0
Had more penalty minutes	8-1
Had fewer penalty minutes	1-0
Penalty minutes were equal	1-0

2019 PENN STATE MEN'S LACROSSE

ALL-TIME SINGLE-GAME/SEASON RECORDS

INDIVIDUAL SINGLE-GAME RECORDS

GOALS

1.	10	Rich Russo	4/30/1983	Montclair State
2.	9	Bill Hess	6/24/1957	Penn
		Jim Trenz	5/9/1972	Bucknell
4.	8	Mac O'Keefe	2/25/2017	Villanova
		Bob Hamel	4/30/1954	Hobart
		John Behne	4/4/1959	Loyola
		Tom Hayes	4/28/1962	Rutgers
		Glenn Thiel	5/11/1966	Lehigh
		Jim Trenz	4/19/1972	Loyola
		Jim Trenz	4/29/1972	Rutgers
8.	7	Steve Schraeder	5/16/1961	Gettysburg
		Mac O'Keefe	2/4/2017	Robert Morris
		Mac O'Keefe	2/16/2019	Stony Brook
		TJ Malone	3/10/2019	Jacksonville

ASSISTS

1.	9	Gary Martin	5/2/1983	Bucknell
		Grant Ament	3/8/2019	Cornell
3.	8	John Meisel	5/6/1964	Lehigh
		Ken Edwards	4/6/1968	Franklin & Marshall
		Grant Ament	3/10/2019	Jacksonville
6.	7	Bill Hess	4/20/1957	Adelphi
		Ken Edwards	5/18/1968	Delaware
		Bob Schoeflin	4/16/1969	Franklin & Marshall
		Karl Hurtzig	5/12/1973	Lafayette
		Gary Martin	4/28/1982	Loyola
		Gary Martin	4/30/1983	Montclair State
		Grant Ament	2/2/2019	Villanova
		Grant Ament	2/23/2019	Yale
		Grant Ament	4/13/2019	Michigan

POINTS

1.	14	Gary Martin	5/2/1983	Bucknell
2.	13	Bill Hess	4/20/1957	Adelphi
		Ken Edwards	5/18/1968	Delaware
		Jim Trenz	5/9/1972	Bucknell
5.	12	Bob Hamel	4/30/1954	Hobart
		Gary Martin	4/21/1982	Drexel
		Gary Martin	4/28/1982	Loyola
8.	11	Ken Edwards	5/18/1968	Delaware
		Bob Schoeflin	4/16/1969	Franklin & Marshall
		Jim Trenz	5/11/1971	Bucknell

SAVES

1.	40	Jim Houck	4/13/1957	Navy
2.	34	Joe Guterding	4/10/1982	Hofstra
3.	30	John Divine	4/20/1977	Delaware
4.	29	Dave Wilkinson	5/16/1959	Rutgers
		Rich Caravella	5/7/1976	Penn
		Tom Florence	3/30/1983	UMBC
7.	28	Phil Bennediti	4/14/1951	Navy
8.	27	J.J. Pearl	3/17/1990	Villanova
		E.G. Rall	5/4/1985	C.W. Post
		Joe Guterding	4/10/1982	Hofstra

INDIVIDUAL SINGLE-SEASON RECORDS

GOALS

1	51	Mac O'Keefe	2017
2.	49	Bill Hess	1957
3.	48	Erik Merkel	1995
		Will Driscoll	2002
4.	45	Mac O'Keefe	2019
5.	44	TJ Sanders	2013
6.	42	Jim Trenz	1972
		Gary Martin	1982
8.	41	Bill Hess	1956
		Ted Peddy	1990
		Jack Forster	2013
11.	40	Scot McKeon	1987

ASSISTS

1.	61*	Grant Ament	2019
2.	44	Gary Martin	1982
		Jeff Connor	1988
4.	42	John Meisel	1962
5.	40	Gary Martin	1981
		Gary Martin	1983
		Jeff Connor	1987
8.	38	John Hollerbach	1989
9.	36	Ken Edwards	1968
10.	35	Bob Schoeflin	1969
11.	34	Grant Ament	2016

POINTS

1.	86	Gary Martin	42g, 44a	1982
2.	74	Grant Ament*	13g, 61a	2019
3.	70	Tim Trenz	42g, 28a	1972
4.	69	Bill Hess	49g, 20a	1957
5.	62	Bill Hess	41g, 21a	1956
6.	61	Erik Merkel	48g, 13a	1995
7.	60	John Hollerbach	22g, 38a	1989
		Grant Ament	30g, 30a	2017
9.	59	Ken Edwards	23g, 36a	1968
10.	58	Jeff Connor	14g, 44a	1988
11.	57	Gary Martin	17g, 40a	1983
		Jack Forster	41g, 16a	2013
		Nick Aponte	24g, 33a	2017
14.	56	Greg Jackson	34g, 22a	1995
		Mac O'Keefe	51g, 5a	2017
		Mac O'Keefe*	45g, 11a	2019

Bold denotes current student-athlete. *- Indicates Active

2019 PENN STATE MEN'S LACROSSE

CAREER SCORING & ALL-TIME GOALKEEPER RECORDS

CAREER SCORING RECORDS

GOALS

1.	131	Mac O'Keefe	2017-pres.
2.	127	Will Driscoll	1999-2002
3.	119	TJ Sanders	2014-16
4.	104	Greg Jackson	1994-97
		Jack Forster	2008-13
6.	102	Ted Peddy	1988-91
7.	101	Nate Whitaker	2002-06
		Matthew Mackrides	2009-12
9.	97	Jim Laverty	1988-91
		Shane Sturgis	2011-14
11.	96	Gary Alex	1974-77
		Gary Martin	1981-84

ASSISTS

1.	156	Gary Martin	1981-84
2.	125	Grant Ament	2016-pres.
3.	102	Keith McGuire	1974-77
4.	87	Jeff Connor	1984, 87-88
5.	82	John Hollerbach	1986-89
6.	80	Karl Hurtzig	1973-76
7.	77	Greg Jackson	1994-97
8.	74	John Meisel	1962-64
9.	68	Nick Aponte	2014-17
10.	67	Chris Lehman	1990-93
11.	64	Luke Oglesby	2000-03
12.	61	Shane Sturgis	2011-14

POINTS

1.	252	Gary Martin	96g, 156a	1981-84
2.	188	Grant Ament	63g, 124a	2016-pres.
3.	181	Greg Jackson	104g, 77a	1994-97
4.	176	John Hollerbach	94g, 82a	1986-89
5.	158	Shane Sturgis	97g, 61a	2011-14
		Mac O'Keefe	131g, 27a	2017-pres.
6.	156	Will Driscoll	127g, 29a	1999-2002
7.	154	Keith McGuire	52g, 102a	1974-77
8.	153	TJ Sanders	119g, 34a	2014-16
10.	148	Jack Forster	104g, 44a	2008-13
11.	144	Matthew Mackrides	101g, 43a	2009-12

MISCELLANEOUS CAREER RECORDS

GROUND BALLS

1.	440	Chris Marcus	1990-93
2.	354	Gerard Arceri	2017-Pres.
3.	347	Bill Schoonmaker	1982-86
4.	336	Chris Dent	1985-88
5.	305	Greg Gurenlian	2003-06
6.	292	Scott Bailor	1989-92
7.	368	Tim Conway	1986-89
8.	259	Bill Turri	1979-82
9.	258	Mike Busza	1992-95
10.	236	Rob Bateman	2001-03
11.	226	Danny Henneghan	2010-13

GOALKEEPER RECORDS

SEASON SAVES

1.	264	Jim Houck	1957
2.	237	Rich Caravella	1975
3.	235	Burt Houseworth	1958
4.	212	Drew Adams	2009
5.	210	Jim McGoune	1967
6.	205	J.J. Pearl	1992
7.	194	Vin Tedesco	1963
		Joe Guterding	1981
		Austin Kaut	2013
10.	193	Don Bell	1995
		Chip Robertson	1987

SEASON SAVE PERCENTAGE

		GA	Saves	Year	
1.	.752	Joe Guterding	64	194	1981
2.	.718	Rich Caravella	93	237	1975
3.	.674	Rich Caravella	73	151	1976
4.	.668	Joe Guterding	95	191	1982
5.	.652	Drew Adams	113	212	2009
6.	.637	J.J. Pearl	117	205	1992
7.	.635	J.J. Pearl	108	188	1990
8.	.635	Austin Kaut	110	191	2011
9.	.631	E.G. Rall	107	183	1985
10.	.630	Chris Garrity	52	90	2000

CAREER SAVES

1.	694	Drew Adams	2006-09
2.	686	Austin Kaut	2011-14
3.	571	Joe Guterding	1979-82
4.	564	Kevin Keenan	1996-99
5.	557	J.J. Pearl	1989-92
6.	530	Vin Tedesco	1962-64
7.	510	Rich Caravella	1972-73, 75-76
8.	444	Chris Garrity	2000-03
9.	427	Colby Kneese	2017-Pres
10.	425	E.G. Rall	1983-86
11.	363	Jim McGoune	1967-69

FACEOFF PERCENTAGE *

	W-Att.	Years		
1.	.652	Chris Marcus	395-606	1990-93
2.	.645	Gerard Arceri	527-820	2017-Pres.
3.	.630	Dave O'Donnell	400-633	1993-96
4.	.580	Greg Gurenlian	508-875	2003-06
5.	.580	Bill Schoonmaker	352-601	1982-85
6.	.540	Kevin Haggerty	350-647	1998-2001
7.	.537	Danny Henneghan	510-949	2010-13
8.	.520	Scott Bailor	279-534	1989-92

* Minimum 500 attempts

FACEOFF WINS

	Years		
1.	578	Gerard Arceri	2017-Pres.
2.	510	Danny Henneghan	2010-13
3.	508	Greg Gurenlian	2003-06
4.	400	Dave O'Donnell	1993-96
5.	395	Chris Marcus	1990-93
6.	352	Bill Schoonmaker	1982-85
7.	350	Kevin Haggerty	1998-2001
8.	281	Drake Kreinz	2014-2017
9.	279	Scott Bailor	1989-92
10.	271	Tim Conway	1986-89

2019 PENN STATE MEN'S LACROSSE

BIG TEN RECORDS

INDIVIDUAL SINGLE-GAME RECORDS

GOALS

5	Nick Aponte	4/30/2017	Michigan
4	Eight Times		
	Last: M. O'Keefe	4/13/2019	Michigan
3	22 Times		
	Last: D. Foulds	4/9/2019	Michigan

ASSISTS

7	Grant Ament	4/13/2019	Michigan
6	Grant Ament	4/7/2019	Ohio State
5	Nick Spillane	4/14/2018	Johns Hopkins
4	Pat Manley	4/19/2015	Rutgers
	Grant Ament	4/30/2016	Michigan
	Nick Aponte	4/15/2017	Johns Hopkins
	Nick Aponte	4/30/2017	Michigan

POINTS

9	Nick Aponte	4/30/2017	Michigan
8	Grant Ament	4/7/19	Ohio State
7	Two Times		
	Last: G. Ament	4/13/19	Michigan
5	9 Times		
	Last: M. O'keefe and D. Foulds	4/13/2019	Johns Hopkins

GROUND BALLS

21	Gerard Arceri	4/13/19	Michigan
10	Gerard Arceri	3/31/2019	Maryland
9	Gerard Arceri	4/14/2018	Johns Hopkins
8	Gerard Arceri	3/31/2018	at Ohio State
	Gerard Arceri	4/8/2018	Maryland

FACEOFF WINS

22	Gerard Arceri	4/13/19	Michigan
19	Gerard Arceri	4/8/2018	Maryland
18	Gerard Arceri	3/31/2019	Maryland
18	Billy Lombardi	4/22/2016	Rutgers
16	Gerard Arceri	4/14/2018	Johns Hopkins
	Gerard Arceri	4/23/2017	Rutgers
15	Billy Lombardi	4/17/2016	Johns Hopkins
13	Drake Kreinz	4/11/2015	Johns Hopkins
	Gerard Arceri	3/31/2018	at Ohio State
11	Drake Kreinz	3/29/2015	Ohio State
	Gerard Arceri	4/7/19	Ohio State

FACEOFF PERCENTAGE (MINIMUM 5 ATTEMPTS)

1.000	Jake Glatz (7-7)	4/22/2018	at Rutgers
.814	Gerard Arceri (22-27)	4/13/19	Michigan
.800	Gerard Arceri (16-20)	4/23/2017	Rutgers
.730	Gerard Arceri (19-26)	4/8/2018	Maryland
.696	Gerard Arceri (16-23)	4/14/2018	Johns Hopkins
.692	Gerard Arceri (18-26)	3/31/2019	Maryland
.650	Gerard Arceri (13-20)	3/31/2018	at Ohio State

CAUSED TURNOVER

3	Kevin Fox	4/30/2016	Michigan
	Michael Aronow	4/22/2018	at Rutgers
	Michael Aronow	4/28/2018	Michigan
	Chris Sabia	4/28/2018	Michigan
	Nick Cardile	4/7/2019	Ohio State
2	8 times, Last K. Fox	4/7/2019	Ohio State

SAVES

16	Colby Kneese	3/31/2018	at Ohio State
15	Will Schreiner	4/3/2016	Ohio State
14	Colby Kneese	4/14/2018	Johns Hopkins
	Connor Darcey	4/4/2015	Maryland
	Colby Kneese	4/7/2019	Ohio State
13	Connor Darcey	4/11/2015	Johns Hopkins
	Connor Darcey	4/25/2015	Michigan
	Will Schreiner	4/30/2016	Michigan

INDIVIDUAL SINGLE-SEASON RECORDS

GOALS

15	Nick Aponte	2016	5 Games
12	Mike Sutton	2015	5 Games
	Mac O'Keefe	2017, 2018	5 Games
10	Ryan Keenan	2018	5 Games
9	Mac O'Keefe*	2019	3 Games
8	TJ Sanders	2015	5 Games
	Dylan Foulds	2018	5 Games
7	Pat Manley	2015	4 Games
	TJ Sanders	2016	5 Games
	Mike Sutton	2016	5 Games

ASSISTS

15	Grant Ament*	2019	3 Games
14	Nick Aponte	2017	5 Games
12	Grant Ament	2016	5 Games
10	Grant Ament	2017	5 Games
8	Nick Spillane	2018	5 Games
6	Nick Aponte	2015	5 Games
5	TJ Sanders	2015	5 Games

POINTS

22	Nick Aponte (8-14)	2017	5 Games
19	Nick Aponte (15-4)	2016	5 Games
18	Grant Ament (3-15)*	2019	3 Games
17	Grant Ament (5-12)	2016	5 Games
16	Grant Ament (6-10)	2017	5 Games
15	Mac O'Keefe (12-3)	2018	5 Games
	Ryan Keenan (10-5)	2018	5 Games
14	Nick Spillane	2018	5 Games
13	Mike Sutton (12-1)	2015	5 Games
	TJ Sanders (8-5)	2015	5 Games
	Mac O'Keefe (12-1)	2017	5 Games

GROUND BALLS

35	Gerard Arceri	2019*	3 Games
33	Gerard Arceri	2018	5 Games
18	Billy Lombardi	2016	5 Games
15	Drake Kreinz	2015	5 Games
14	Gerard Arceri*	2019	2 Games
12	Mike Sutton	2015	5 Games
11	Nick Aponte	2015	5 Games
	Christopher Sabia	2016	5 Games

FACEOFF WINS

64	Gerard Arceri	2018	5 Games
51	Gerard Arceri*	2019	3 Games
47	Billy Lombardi	2016	5 Games
41	Drake Kreinz	2015	5 Games
31	Gerard Arceri	2017	5 Games

FACEOFF PERCENTAGE

.634	Gerard Arceri (64-101)	2018	5 Games
.485	Billy Lombardi (47-97)	2016	5 Games
.471	Drake Kreinz (41-87)	2015	5 Games
.431	Gerard Arceri	2017	5 Games
.364	Billy Lombardi (8-22)	2015	3 Games
.362	Billy Lombardi (17-47)	2017	5 Games

CAUSED TURNOVERS

10	Christopher Sabia	2017	5 Games
7	Mike Aronow	2018	5 Games
5	James Burke	2015	4 Games

SAVES

61	Colby Kneese	2018	5 Games
59	Connor Darcey	2015	5 Games
54	Colby Kneese	2017	5 Games
52	Will Schreiner	2016	5 Games

PLAYER BIOS

DYLAN FOULDS #14

REDSHIRT JUNIOR | ATTACK | 6-0 | 180
PORT COQUITLAM, BRITISH COLUMBIA | TERRY FOX SECONDARY

GAME-BY-GAME STATS

Table with 8 columns: GAME, G, A, Pts, Sh, Up, GB, TO, CT. Rows include VILLANOVA, ROBERT MORRIS, Stony Brook, Yale, PENN, Cornell, Jacksonville, Cleveland State, Maryland, OHIO STATE, Michigan.

SEASON HIGHS

Points6.....at Michigan (4/13/19)
Goals4.....vs. Cornell (3/8/19)
Assist3.....at Michigan (4/13/19)
Shots7.....2x; last at Michigan (4/13/19)
Ground Balls.....3.....vs. Jacksonville (3/10/19)
Caused Turnovers1.....2x; last at Cleveland State (3/23/19)

CAREER HIGHS

Points7.....at Fairfield (3/17/18)
Goals4.....3x; last vs. Cornell. (3/8/19)
Assist3.....2x; last at Michigan (4/13/19)
Shots9.....vs. Maryland (4/8/18)
Ground Balls.....3.....2x, last vs. Jacksonville (3/10/19)
Caused Turnovers1.....2x; last at Cleveland State (3/23/19)

CAREER STATS

Table with 13 columns: Year, GP-GS, G, A, Pts, Sh, Pct., GB, TO, CT, Pen. Rows include 2016 Redshirt Season, 2017 4-0, 2018 14-10, 2019 11-11, Total 29-21.

KEVIN FOX #31

SENIOR | DEFENSE | 5-9 | 170
ANNAPOLIS, MD. | ST. MARY'S

GAME-BY-GAME STATS

Table with 8 columns: GAME, G, A, Pts, Sh, Up, GB, TO, CT. Rows include VILLANOVA, ROBERT MORRIS, Stony Brook, Yale, PENN, Cornell, Jacksonville, Cleveland State, Maryland, OHIO STATE, Michigan.

SEASON HIGHS

Points1.....2x, last vs. Jacksonville (3/10/19)
Goals1.....2x, last vs. Jacksonville (3/10/19)
Assist
Shots1.....3x, last at Cleveland State (3/23/19)
Ground Balls.....3.....vs. Penn (3/2/19)
Caused Turnovers2.....vs. Ohio State (3/7/19)

CAREER HIGHS

Points1.....6x, last vs. Jacksonville (3/10/19)
Goals1.....6x, last vs. Jacksonville (3/10/19)
Assist
Shots2.....vs. Stony Brook (2/17/18)
Ground Balls.....9.....vs. Robert Morris (2/6/16)
Caused Turnovers3.....vs. Michigan (4/30/16)

CAREER STATS

Table with 13 columns: Year, GP-GS, G, A, Pts, Sh, Pct., GB, TO, CT, Pen. Rows include 2016 11-0, 2017 16-0, 2018 13-2, 2019 11-0, Total 51-2.

BRETT FUNK #47

FRESHMAN | DEFENSE | 5-9 | 170
MEDFORD, N.J. | SHAWNEE

GAME-BY-GAME STATS

Table with 8 columns: GAME, G, A, Pts, Sh, Up, GB, TO, CT. Rows include VILLANOVA, ROBERT MORRIS, Stony Brook, Yale, PENN, Cornell, Jacksonville, Cleveland State, Maryland, OHIO STATE, Michigan.

SEASON HIGHS

Points
Goals
Assist
Shots
Ground Balls.....
Caused Turnovers

CAREER HIGHS

Points
Goals
Assist
Shots
Ground Balls.....
Caused Turnovers

CAREER STATS

Table with 13 columns: Year, GP-GS, G, A, Pts, Sh, Pct., GB, TO, CT, Pen. Rows include 2019 2-0, Total 2-0.

ALERIC FYOCK #46

FRESHMAN | GOALIE | 6-1 | 220
BOWIE, MD. | ST. MARY'S - ANNAPOLIS

GAME-BY-GAME STATS

Table with 8 columns: GAME, G, A, Pts, Sh, Up, GB, TO, CT. Rows include VILLANOVA, ROBERT MORRIS, Stony Brook, Yale, PENN, Cornell, Jacksonville, Cleveland State, Maryland, OHIO STATE, Michigan.

SEASON HIGHS

Points
Goals
Assist
Shots
Ground Balls.....
Caused Turnovers

CAREER HIGHS

Points
Goals
Assist
Shots
Ground Balls.....
Caused Turnovers

CAREER STATS

Table with 13 columns: Year, GP-GS, G, A, Pts, Sh, Pct., GB, TO, CT, Pen. Rows include 2019 -, Total -.

JAKE GLATZ #30

SOPHOMORE | MIDFIELD | 5-10 | 190
SHREWSBURY, PA | BOYS' LATIN

GAME-BY-GAME STATS

Table with 8 columns: GAME, G, A, Pts, Sh, Up, GB, TO, CT. Rows include VILLANOVA, ROBERT MORRIS, Stony Brook, Yale, PENN, Cornell, Jacksonville, Cleveland State, Maryland, OHIO STATE, Michigan.

SEASON HIGHS

Points1.....vs Jacksonville (3/10/19)
Goals1.....vs Jacksonville (3/10/19)
Assist
Shots
Ground Balls.....4.....2x, last vs. Jacksonville (3/10/19)
Caused Turnovers

CAREER HIGHS

Points1.....vs Jacksonville (3/10/19)
Goals1.....vs Jacksonville (3/10/19)
Assist
Shots2.....vs. Rutgers (4/22/18)
Ground Balls.....4.....2x, last vs. Jacksonville (3/10/19)
Caused Turnovers1.....vs. Maryland (4/8/18)
Faceoff Wins.....13.....vs. Jacksonville (4/22/18)

CAREER STATS

Table with 13 columns: Year, GP-GS, G, A, Pts, Sh, Pct., GB, TO, CT, Pen. Rows include 2018 10-0, 2019 7-0, Total 17-0.

MALCOLM GLENDINNING #20

FRESHMAN | DEFENSE | 5-10 | 185
LAFAYETTE HILL, PA. | CHESTNUT HILL ACADEMY

GAME-BY-GAME STATS

Table with 8 columns: GAME, G, A, Pts, Sh, Up, GB, TO, CT. Rows include VILLANOVA, ROBERT MORRIS, Stony Brook, Yale, PENN, Cornell, Jacksonville, Cleveland State, Maryland, OHIO STATE, Michigan.

SEASON HIGHS

Points
Goals
Assist
Shots
Ground Balls.....1.....vs. Robert Morris (2/9/19)
Caused Turnovers

CAREER HIGHS

Points
Goals
Assist
Shots
Ground Balls.....1.....vs. Robert Morris (2/9/19)
Caused Turnovers

CAREER STATS

Table with 13 columns: Year, GP-GS, G, A, Pts, Sh, Pct., GB, TO, CT, Pen. Rows include 2019 4-0, Total 4-0.

PLAYER BIOS

SEAMUS GLYNN

#12

FRESHMAN | ATTACK/MIDFIELD | 6-0 | 185
VILLANOVA, PA. | MALVERN PREP

GAME-BY-GAME STATS

Table with columns: GAME, G, A, Pts, Sh, Up, GB, TO, CT. Rows include Villanova, Robert Morris, Stony Brook, Yale, Penn, Cornell, Jacksonville, Cleveland State, Maryland, Ohio State, Michigan.

SEASON HIGHS

Points3vs. Robert Morris (2/9/19)
Goals1at Michigan (4/13/19)
Assist.....3vs. Robert Morris (2/9/19)
Shots3vs. Robert Morris (2/9/19)
Ground Balls.....1vs. Robert Morris (2/9/19)
Caused Turnovers-

CAREER HIGHS

Points3vs. Robert Morris (2/9/19)
Goals1at Michigan (4/13/19)
Assist.....3vs. Robert Morris (2/9/19)
Shots3vs. Robert Morris (2/9/19)
Ground Balls.....1vs. Robert Morris (2/9/19)
Caused Turnovers-

CAREER STATS

Table with columns: Year, GP-GS, G, A, Pts, Sh, Pct., GB, TO, CT, Pen. Total 5-0, 1 3 4 4 .250 1 2 0 0-0:00

KEVIN HILL

#5

SENIOR | MIDFIELD | 5-10 | 175
WEBSTER, N.Y. | WEBSTER THOMAS

GAME-BY-GAME STATS

Table with columns: GAME, G, A, Pts, Sh, Up, GB, TO, CT. Rows include Villanova, Robert Morris, Stony Brook, Yale, Penn, Cornell, Jacksonville, Cleveland State, Maryland, Ohio State, Michigan.

SEASON HIGHS

Points1vs. Villanova (2/2/19)
Goals1vs. Villanova (2/2/19)
Assist.....-
Shots5vs. Villanova (2/2/19)
Ground Balls.....-
Caused Turnovers-

CAREER HIGHS

Points5vs. Hobart (2/10/18)
Goals4vs. Stony Brook (2/17/18)
Assist.....3vs. Hobart (2/10/18)
Shots8vs. Furman (3/6/18)
Ground Balls.....5vs. Stony Brook (2/17/18)
Caused Turnovers12x; last at Johns Hopkins (4/15/17)

CAREER STATS

Table with columns: Year, GP-GS, G, A, Pts, Sh, Pct., GB, TO, CT, Pen. Total 46-17, 58 18 76 156 .377 26 22 1 0-0:00

BRETT HOBBS

#50

FRESHMAN | MIDFIELD | 6-3 | 225
WILLINGTON, DEL. | SALESIANUM

GAME-BY-GAME STATS

Table with columns: GAME, G, A, Pts, Sh, Up, GB, TO, CT. Rows include Villanova, Robert Morris, Stony Brook, Yale, Penn, Cornell, Jacksonville, Cleveland State, Maryland, Ohio State, Michigan.

SEASON HIGHS

Points2vs. Jacksonville (3/10/19)
Goals1vs. Jacksonville (3/10/19)
Assist.....12x, last vs Jacksonville (3/10/19)
Shots1at Stony Brook (2/16/19)
Ground Balls.....1at Cleveland State (3/23/19)
Caused Turnovers-

CAREER HIGHS

Points2vs. Jacksonville (3/10/19)
Goals1vs. Jacksonville (3/10/19)
Assist.....12x, last vs Jacksonville (3/10/19)
Shots1at Stony Brook (2/16/19)
Ground Balls.....1at Cleveland State (3/23/19)
Caused Turnovers-

CAREER STATS

Table with columns: Year, GP-GS, G, A, Pts, Sh, Pct., GB, TO, CT, Pen. Total 6-0, 1 2 3 5 .200 2 2 0 0-0:00

JACK KELLY

#25

SOPHOMORE | MIDFIELD | 6-1 | 180
SCARBROUGH, ONTARIO, CANADA. | BIRCHMOUNT PARK

GAME-BY-GAME STATS

Table with columns: GAME, G, A, Pts, Sh, Up, GB, TO, CT. Rows include Villanova, Robert Morris, Stony Brook, Yale, Penn, Cornell, Jacksonville, Cleveland State, Maryland, Ohio State, Michigan.

SEASON HIGHS

Points42x; last at Maryland (3/21/19)
Goals4vs. Jacksonville (3/10/19)
Assist.....12x; last at Maryland (3/21/19)
Shots9at Stony Brook (2/16/19)
Ground Balls.....3at Maryland (3/31/19)
Caused Turnovers-

CAREER HIGHS

Points42x; last at Maryland (3/21/19)
Goals4vs. Jacksonville (3/10/19)
Assist.....12x; last at Maryland (3/21/19)
Shots9at Stony Brook (2/16/19)
Ground Balls.....3at Maryland (3/21/19)
Caused Turnovers1vs. Villanova (2/3/18)

CAREER STATS

Table with columns: Year, GP-GS, G, A, Pts, Sh, Pct., GB, TO, CT, Pen. Total 13-8, 23 2 25 42 .548 7 8 1 1-0:50

COLBY KNEESE

#34

JUNIOR | GOALIE | 5-10 | 173
DALLAS, TEXAS | HIGHLAND PARK

GAME-BY-GAME STATS

Table with columns: GAME, GA, SF, SV, GB, TO, CT. Rows include Villanova, Robert Morris, Stony Brook, Yale, Penn, Cornell, Jacksonville, Cleveland State, Maryland, Ohio State, Michigan.

SEASON HIGHS

Fewest GA.....1at Stony Brook (2/16/19)
GAA1.24at Stony Brook (2/16/19)
Saves.....19at Villanova (2/2/19)
Save Percentage889at Stony Brook (2/16/19)
Ground Balls.....4at Yale (2/23/19)
Caused Turnovers-

CAREER HIGHS

Fewest GA.....1at Stony Brook (2/16/19)
GAA1.24at Stony Brook (2/16/19)
Saves.....19at Villanova (2/2/19)
Save Percentage889at Stony Brook (2/16/19)

CAREER STATS

Table with columns: Year, GP-GS, MIN, GA, GAA, SV, SV%, W-L, SF. Total 41-40, 2308:25 373 9.70 427 .534 30-10 1380

DEAN LAMELA

#32

SENIOR | DEFENSE | 6-2 | 205
BRICK, N.J. | THE LAWRENCEVILLE SCHOOL

GAME-BY-GAME STATS

Table with columns: GAME, G, A, Pts, Sh, Up, GB, TO, CT. Rows include Villanova, Robert Morris, Stony Brook, Yale, Penn, Cornell, Jacksonville, Cleveland State, Maryland, Ohio State, Michigan.

SEASON HIGHS

Points-
Goals-
Assist.....-
Shots-
Ground Balls.....1vs. Robert Morris (2/9/19)
Caused Turnovers12x, last at Stony Brook (2/16/19)

CAREER HIGHS

PointsN/A
GoalsN/A
Assist.....N/A
ShotsN/A
Ground Balls.....12x; last vs. Robert Morris (2/9/19)
Caused Turnovers13x, last at Stony Brook (2/16/19)

CAREER STATS

Table with columns: Year, GP-GS, G, A, Pts, Sh, Pct., GB, TO, CT, Pen. Total 9-0, 0 0 0 0 .000 2 0 3 2-2:00

PLAYER BIOS

TJ MALONE

#7

FRESHMAN | ATTACK | 5-11 | 180
WEST CHESTER, PA. | THE HAVERFORD SCHOOL

GAME-BY-GAME STATS

Table with 12 columns: GAME, G, A, Pts, Sh, Up, GB, TO, CT. Rows include Villanova, Robert Morris, Stony Brook, Yale, Penn, Cornell, Jacksonville, Cleveland State, Maryland, Ohio State, Michigan.

SEASON HIGHS

Points 7 vs. Jacksonville (3/10/19)
Goals 7 vs. Jacksonville (3/10/19)
Assist 1 4x, last at Cleveland State (3/23/19)
Shots 10 at Cleveland State (3/23/19)
Ground Balls 6 vs. Jacksonville (3/10/19)
Caused Turnovers 1 at Cleveland State (3/23/19)

CAREER HIGHS

Points 7 vs. Jacksonville (3/10/19)
Goals 7 vs. Jacksonville (3/10/19)
Assist 1 4x, last at Cleveland State (3/23/19)
Shots 10 at Cleveland State (3/23/19)
Ground Balls 6 vs. Jacksonville (3/10/19)
Caused Turnovers 1 at Cleveland State (3/23/19)

CAREER STATS

Table with 12 columns: Year, GP-GS, G, A, Pts, Sh, Pct., GB, TO, CT, Pen. Total 11-3 22 4 26 44 .513 11 11 1 0-0:00

JAKE MCCAUGHAN

#45

SOPHOMORE | DEFENSE | 6-0 | 175
MEDFORD, N.J. | ST. AUGUSTINE PREP

GAME-BY-GAME STATS

Table with 12 columns: GAME, G, A, Pts, Sh, Up, GB, TO, CT. Rows include Villanova, Robert Morris, Stony Brook, Yale, Penn, Cornell, Jacksonville, Cleveland State, Maryland, Ohio State, Michigan.

SEASON HIGHS

Points -
Goals -
Assist -
Shots -
Ground Balls 1 vs. Jacksonville (3/10/19)
Caused Turnovers 1 vs. Jacksonville (3/10/19)

CAREER HIGHS

Points -
Goals -
Assist -
Shots 1 2x; last vs. Cleveland St. (3/24/18)
Ground Balls 1 2x; last vs. Jacksonville (3/10/19)
Caused Turnovers 1 vs. Jacksonville (3/10/19)

CAREER STATS

Table with 12 columns: Year, GP-GS, G, A, Pts, Sh, Pct., GB, TO, CT, Pen. Total 9-0 0 0 0 2 .000 2 2 2 1-1:00

NICK McEVOY

#21

JUNIOR | MIDFIELD | 5-10 | 177
WASHINGTON D.C. | GONZAGA COLLEGE HS

GAME-BY-GAME STATS

Table with 12 columns: GAME, G, A, Pts, Sh, Up, GB, TO, CT. Rows include Villanova, Robert Morris, Stony Brook, Yale, Penn, Cornell, Jacksonville, Cleveland State, Maryland, Ohio State, Michigan.

SEASON HIGHS

Points 2 vs. Robert Morris (2/9/19)
Goals 1 vs. Robert Morris (2/9/19)
Assist 1 vs. Robert Morris (2/9/19)
Shots 1 4x; last at Cleveland State (3/23/19)
Ground Balls 3 vs. Jacksonville (3/10/19)
Caused Turnovers 1 vs. Robert Morris (2/9/19)

CAREER HIGHS

Points 5 vs. Robert Morris (2/9/19)
Goals 4 vs. Robert Morris (2/9/19)
Assist 1 3x; last vs. Robert Morris (2/9/19)
Shots 6 vs. Robert Morris (2/9/19)
Ground Balls 3 3x; last vs. Jacksonville (3/10/19)
Caused Turnovers 1 4x; last vs. Robert Morris (2/9/19)
Faceoff Wins 2 2x, last vs. Yale (2/23/19)

CAREER STATS

Table with 12 columns: Year, GP-GS, G, A, Pts, Sh, Pct., GB, TO, CT, Pen. Total 41-0 8 5 13 13 .615 39 7 6 6-5:00

JOHN NOSTRANT

#10

SOPHOMORE | MIDFIELD | 5-8 | 155
HAVERFORD, PA. | THE HAVERFORD SCHOOL

GAME-BY-GAME STATS

Table with 12 columns: GAME, G, A, Pts, Sh, Up, GB, TO, CT. Rows include Villanova, Robert Morris, Stony Brook, Yale, Penn, Cornell, Jacksonville, Cleveland State, Maryland, Ohio State, Michigan.

SEASON HIGHS

Points 1 vs. Jacksonville (3/10/19)
Goals 1 vs. Jacksonville (3/10/19)
Assist -
Shots 1 2x; last vs. Jacksonville (3/10/19)
Ground Balls 1 vs. Jacksonville (3/10/19)
Caused Turnovers 1 2x; last vs. Jacksonville (3/10/19)

CAREER HIGHS

Points 2 at Ohio State (3/24/18)
Goals 2 at Ohio State (3/24/18)
Assist 1 at Fairfield (3/17/18)
Shots 2 2x; last at Ohio State (3/24/18)
Ground Balls 1 vs. Jacksonville (3/10/19)
Caused Turnovers 1 vs. Robert Morris (2/9/19)

CAREER STATS

Table with 12 columns: Year, GP-GS, G, A, Pts, Sh, Pct., GB, TO, CT, Pen. Total 18-0 5 1 6 9 .556 1 4 2 0-0:00

MAC O'KEEFE

#3

JUNIOR | ATTACK | 6-0 | 180
SYOSSET, N.Y. | SYOSSET

GAME-BY-GAME STATS

Table with 12 columns: GAME, G, A, Pts, Sh, Up, GB, TO, CT. Rows include Villanova, Robert Morris, Stony Brook, Yale, Penn, Cornell, Jacksonville, Cleveland State, Maryland, Ohio State, Michigan.

SEASON HIGHS

Points 8 at Stony Brook (2/16/19)
Goals 7 at Stony Brook (2/16/19)
Assist 2 vs. Villanova (2/2/19)
Shots 14 at Maryland (4/13/19)
Ground Balls 4 vs. Cornell (3/8/19)
Caused Turnovers 2 at Yale (2/23/19)

CAREER HIGHS

Points 8 3x; last at Stony Brook (2/16/19)
Goals 8 at Villanova (2/25/17)
Assist 3 at Hobart (2/11/17)
Shots 14 at Maryland (4/13/19)
Ground Balls 4 2x, last vs. Cornell (3/8/19)
Caused Turnovers 2 at Yale (2/23/19)

CAREER STATS

Table with 12 columns: Year, GP-GS, G, A, Pts, Sh, Pct., GB, TO, CT, Pen. Total 41-41 131 27 158 321 .408 54 52 12 5-3:30

BRAYDEN PECK

#44

SOPHOMORE | DEFENSE | 5-11 | 185
WEST GROVE, PA. | AVON GROVE

GAME-BY-GAME STATS

Table with 12 columns: GAME, G, A, Pts, Sh, Up, GB, TO, CT. Rows include Villanova, Robert Morris, Stony Brook, Yale, Penn, Cornell, Jacksonville, Cleveland State, Maryland, Ohio State, Michigan.

SEASON HIGHS

Points -
Goals -
Assist -
Shots 3 2x; last at Maryland (3/31/19)
Ground Balls 3 2x; last at Maryland (3/31/19)
Caused Turnovers 1 3x; last at Maryland (3/31/19)

CAREER HIGHS

Points -
Goals -
Assist -
Shots 3 3x; last at Maryland (3/31/19)
Ground Balls 3 3x; last at Maryland (3/31/19)
Caused Turnovers 2 vs. Johns Hopkins (4/14/18)

CAREER STATS

Table with 12 columns: Year, GP-GS, G, A, Pts, Sh, Pct., GB, TO, CT, Pen. Total 25-24 0 1 1 0 .000 24 3 9 3-2:00

PLAYER BIOS

DAN REAUME

#26

REDSHIRT FRESHMAN | MIDFIELD | 6-0 | 180
BEVERLY HILLS, MICH. | BROTHER RICE

GAME-BY-GAME STATS

Table with columns: GAME, G, A, Pts, Sh, Up, GB, TO, CT. Rows include Villanova, Robert Morris, Stony Brook, Yale, Penn, Cornell, Jacksonville, Cleveland State, Maryland, Ohio State, Michigan.

SEASON HIGHS

Points 2 4x, last at Michigan (4/13/19)
Goals 2 vs Cornell (3/8/19)
Assist 1 3x; last at Michigan (4/13/19)
Shots 4 2x, last at Stony Brook (2/16/19)
Ground Balls 2 vs. Cornell (3/8/19)
Caused Turnovers 1 at Stony Brook (2/16/19)

CAREER HIGHS

Points 2 3x, last at Maryland (3/31/19)
Goals 2 vs Cornell (3/8/19)
Assist 1 3x; last at Michigan (4/13/19)
Shots 4 2x, last at Stony Brook (2/16/19)
Ground Balls 2 vs. Cornell (3/8/19)
Caused Turnovers 1 at Stony Brook (2/16/19)

CAREER STATS

Table with columns: Year, GP-GS, G, A, Pts, Sh, Pct., GB, TO, CT, Pen. Rows for 2019 and Total.

CHRIS SABIA

#16

SENIOR | DEFENSE | 6-2 | 185
HARLEYSVILLE, PA. | THE HAVERFORD SCHOOL

GAME-BY-GAME STATS

Table with columns: GAME, G, A, Pts, Sh, Up, GB, TO, CT. Rows include Villanova, Robert Morris, Stony Brook, Yale, Penn, Cornell, Jacksonville, Cleveland State, Maryland, Ohio State, Michigan.

SEASON HIGHS

Points 1 vs Jacksonville (3/10/19)
Goals 1 vs Jacksonville (3/10/19)
Assist 3x; last at Cleveland State (3/23/19)
Shots 6 vs. Penn (3/2/19)
Ground Balls 3 2x; last at Yale (2/23/19)

CAREER HIGHS

Points 1 5x, last vs. Cornell (3/8/19)
Goals 1 5x, last vs. Cornell (3/8/19)
Assist 2 2x, last vs. Penn (3/3/18)
Shots 6 vs. Penn (3/2/19)
Ground Balls 3 2x; last at Yale (2/23/19)

CAREER STATS

Table with columns: Year, GP-GS, G, A, Pts, Sh, Pct., GB, TO, CT, Pen. Rows for 2016-2019 and Total.

MITCH SCHAEFER

#9

JUNIOR | MIDFIELD | 5-11 | 160
CANANDAIGUA, NY. | CANANDAIGUA ACADEMY

GAME-BY-GAME STATS

Table with columns: GAME, G, A, Pts, Sh, Up, GB, TO, CT. Rows include Villanova, Robert Morris, Stony Brook, Yale, Penn, Cornell, Jacksonville, Cleveland State, Maryland, Ohio State, Michigan.

SEASON HIGHS

Points 2 4x, last at Michigan (4/13/19)
Goals 2 vs Cornell (3/8/19)
Assist 1 3x; last at Michigan (4/13/19)
Shots 4 2x, last at Stony Brook (2/16/19)
Ground Balls 2 vs. Cornell (3/8/19)
Caused Turnovers 1 at Stony Brook (2/16/19)

CAREER HIGHS

Points 2 3x, last at Maryland (3/31/19)
Goals 2 vs Cornell (3/8/19)
Assist 1 3x; last at Michigan (4/13/19)
Shots 4 2x, last at Stony Brook (2/16/19)
Ground Balls 2 vs. Cornell (3/8/19)
Caused Turnovers 1 at Stony Brook (2/16/19)

CAREER STATS

Table with columns: Year, GP-GS, G, A, Pts, Sh, Pct., GB, TO, CT, Pen. Rows for 2017-2019 and Total.

TREVOR COLLINS

#41

SENIOR | GOALKEEPER | 6-1 | 175
MARSHFIELD MASS. | MARSHFIELD

GAME-BY-GAME STATS

Table with columns: GAME, G, A, Pts, Sh, Up, GB, TO, CT. Rows include Villanova, Robert Morris, Stony Brook, Yale, Penn, Cornell, Jacksonville, Cleveland State, Maryland, Ohio State, Michigan.

SEASON HIGHS

Points 1 vs Jacksonville (3/10/19)
Goals 1 vs Jacksonville (3/10/19)
Assist 3x; last at Cleveland State (3/23/19)
Shots 6 vs. Penn (3/2/19)
Ground Balls 3 2x; last at Yale (2/23/19)

CAREER HIGHS

Points 1 5x, last vs. Cornell (3/8/19)
Goals 1 5x, last vs. Cornell (3/8/19)
Assist 2 2x, last vs. Penn (3/3/18)
Shots 6 vs. Penn (3/2/19)
Ground Balls 3 2x; last at Yale (2/23/19)

CAREER STATS

Table with columns: Year, GP-GS, MIN, GA, GAA, SV, SV%, W-L, SF. Rows for 2016-2019 and Total.

MIKE SHINSKE

#8

SOPHOMORE | MIDFIELD | 5-11 | 185
MEDFORD, N.J. | SHAWNEE

GAME-BY-GAME STATS

Table with columns: GAME, G, A, Pts, Sh, Up, GB, TO, CT. Rows include Villanova, Robert Morris, Stony Brook, Yale, Penn, Cornell, Jacksonville, Cleveland State, Maryland, Ohio State, Michigan.

SEASON HIGHS

Points 2 4x, last at Michigan (4/13/19)
Goals 2 vs Cornell (3/8/19)
Assist 1 3x; last at Michigan (4/13/19)
Shots 4 2x, last at Stony Brook (2/16/19)
Ground Balls 2 vs. Cornell (3/8/19)
Caused Turnovers 1 at Stony Brook (2/16/19)

CAREER HIGHS

Points 2 3x, last at Maryland (3/31/19)
Goals 2 vs Cornell (3/8/19)
Assist 1 3x; last at Michigan (4/13/19)
Shots 4 2x, last at Stony Brook (2/16/19)
Ground Balls 2 vs. Cornell (3/8/19)
Caused Turnovers 1 at Stony Brook (2/16/19)

CAREER STATS

Table with columns: Year, GP-GS, G, A, Pts, Sh, Pct., GB, TO, CT, Pen. Rows for 2018-2019 and Total.

JOEY SORAN

#18

SOPHOMORE | DEFENSE | 6-4 | 220
AURORA, COLO. | REGIS JESUIT

GAME-BY-GAME STATS

Table with columns: GAME, G, A, Pts, Sh, Up, GB, TO, CT. Rows include Villanova, Robert Morris, Stony Brook, Yale, Penn, Cornell, Jacksonville, Cleveland State, Maryland, Ohio State, Michigan.

SEASON HIGHS

Points 1 vs Jacksonville (3/10/19)
Goals 1 vs Jacksonville (3/10/19)
Assist 3x; last at Cleveland State (3/23/19)
Shots 6 vs. Penn (3/2/19)
Ground Balls 3 2x; last at Yale (2/23/19)

CAREER HIGHS

Points 1 5x, last vs. Cornell (3/8/19)
Goals 1 5x, last vs. Cornell (3/8/19)
Assist 2 2x, last vs. Penn (3/3/18)
Shots 6 vs. Penn (3/2/19)
Ground Balls 3 2x; last at Yale (2/23/19)

CAREER STATS

Table with columns: Year, GP-GS, G, A, Pts, Sh, Pct., GB, TO, CT, Pen. Rows for 2018-2019 and Total.

PLAYER BIOS

JOE WHITE

#42

FRESHMAN | ATTACK | 6-0 | 180
RICHMOND, VA. | COLLEGIATE SCHOOL

GAME-BY-GAME STATS

GAME	G	A	Pts	Sh	Up	GB	TO	CT
VILLANOVA	0	1	1	0	0	0	0	0
ROBERT MORRIS	0	0	0	1	0	0	2	0
Stony Brook	0	0	0	0	0	1	2	0
Yale	DNP	-	-	-	-	-	-	-
PENN	DNP	-	-	-	-	-	-	-
Cornell	DNP	-	-	-	-	-	-	-
Jacksonville	0	1	1	2	0	1	0	0
Cleveland State	1	0	1	1	0	1	0	0
Maryland	DNP	-	-	-	-	-	-	-
OHIO STATE	DNP	-	-	-	-	-	-	-
Michigan	1	0	1	1	0	0	0	0

SEASON HIGHS

Points 1 4x; last at Michigan (4/13/19)
Goals 1 2x; last at Michigan (4/13/19)
Assist 1 2x, last vs. Jacksonville (3/10/19)
Shots 2 vs. Jacksonville (3/10/19)
Ground Balls 1 3x, last at Cleveland State (3/23/19)
Caused Turnovers -

CAREER HIGHS

Points 1 4x; last at Michigan (4/13/19)
Goals 1 2x; last at Michigan (4/13/19)
Assist 1 2x, last vs. Jacksonville (3/10/19)
Shots 2 vs. Jacksonville (3/10/19)
Ground Balls 1 3x, last at Cleveland State (3/23/19)
Caused Turnovers -

CAREER STATS

Year	GP-GS	G	A	Pts	Sh	Pct.	GB	TO	CT	Pen
2019	6-0	2	2	5	5	.400	3	4	0	0-0:00
Total	5-0	6-0	2	2	5	.400	3	4	0	0-0:00

COLE WILLARD

#28

SOPHOMORE | ATTACK/MIDFIELD | 5-11 | 165
CAZENOVIA, NY. | CAZENOVIA HS

GAME-BY-GAME STATS

GAME	G	A	Pts	Sh	Up	GB	TO	CT
VILLANOVA	1	0	1	1	0	0	0	0
ROBERT MORRIS	0	0	0	0	0	2	1	0
Stony Brook	0	0	0	1	0	1	0	1
Yale	0	0	0	0	0	1	0	0
PENN	1	0	1	2	0	1	2	0
Cornell	0	0	0	0	0	1	1	0
Jacksonville	DNP	-	-	-	-	-	-	-
Cleveland State	DNP	-	-	-	-	-	-	-
Maryland	1	0	1	1	0	1	1	0
OHIO STATE	3	0	3	3	0	0	0	0
Michigan	1	0	1	2	0	1	0	0

SEASON HIGHS

Points 3 vs. Ohio State (4/7/19)
Goals 3 vs. Ohio State (4/7/19)
Assist -
Shots 2 5x, last at Michigan (4/13/19)
Ground Balls 2 vs. Robert Morris (2/9/19)
Caused Turnovers 1 at Stony Brook (2/16/19)

CAREER HIGHS

Points 3 2x, last vs. Ohio State (4/7/19)
Goals 3 vs. Ohio State (4/7/19)
Assist 1 at Fairfield (3/17/18)
Shots 3 3x, last vs. Ohio State (4/7/19)
Ground Balls 2 3x, last vs. Robert Morris (2/9/19)
Caused Turnovers 1 at Stony Brook (2/16/19)

CAREER STATS

Year	GP-GS	G	A	Pts	Sh	Pct.	GB	TO	CT	Pen
2018	9-0	5	1	6	10	.500	5	5	0	0-0:00
2019	9-0	7	0	7	10	.700	8	5	1	0-0:00
Total	18-0	12	1	12	20	.600	13	10	1	0-0:00

TOMMY WRIGHT

#23

REDSHIRT JUNIOR | DEFENSE | 6-0 | 185
GARDEN CITY, NY. | GARDEN CITY

GAME-BY-GAME STATS

GAME	G	A	Pts	Sh	Up	GB	TO	CT
VILLANOVA	0	0	0	0	0	1	0	0
ROBERT MORRIS	0	0	0	0	0	1	0	0
Stony Brook	0	0	0	0	0	1	0	0
Yale	0	0	0	1	0	1	0	1
PENN	0	0	0	0	0	4	1	2
Cornell	0	0	0	0	0	3	1	2
Jacksonville	0	0	0	0	0	2	3	0
Cleveland State	0	0	0	1	0	3	0	1
Maryland	0	0	0	0	0	3	2	0
OHIO STATE	0	0	0	0	0	1	0	0
Michigan	0	0	0	0	0	1	0	0

SEASON HIGHS

Points -
Goals -
Assist -
Shots 1 2x; last at Cleveland State (3/23/19)
Ground Balls 4 vs Penn (3/2/19)
Caused Turnovers 2 vs Penn (3/2/19)

CAREER HIGHS

Points 1 5x, last vs. Rutgers (4/23/17)
Goals 1 vs. Penn (3/4/17)
Assist 1 4x, last vs. Rutgers (4/23/17)
Shots 1 8x; last at Cleveland State (3/23/19)
Ground Balls 6 vs. Rutgers (4/23/17)
Caused Turnovers 2 vs Penn (3/2/19)

CAREER STATS

Year	GP-GS	G	A	Pts	Sh	Pct.	GB	TO	CT	Pen
2016	6-0	0	1	1	2	.000	8	3	2	0-0:00
2017	16-0	1	3	4	5	.200	22	3	7	0-0:00
2018	0-0	Redshirt	-	-	-	-	-	-	-	-
2019	11-0	0	0	0	2	.000	22	5	6	1-1:00
Total	33-0	1	4	5	9	.111	52	11	13	1-1:00