

NCAA Gymnastics Score Sheet



Teams: Home Penn State Visitor Rutgers
 Date Mar 18, 2023 Place Iowa Hawkeyes Attendance 1268

Name		1	2	3	4	nd	AVE	Name		1	2	3	4	nd	AVE
V A U L T	1 ELINA VIHROVA 205	9.70	9.70	9.75	9.75		9.725	1 ANNA PAGLIARO 715	9.80	9.85	9.80	9.80		9.800	
	2 MADDIE JOHNSTON 215	9.85	9.85	9.75	9.80		9.825	2 MAYA JONES 701	9.70	9.70	9.65	9.70		9.700	
	3 CASSIDY RUSHLOW 210	9.80	9.75	9.75	9.75		9.750	3 GABRIELLE DILDY 716	9.80	9.75	9.75	9.80		9.775	
	4 ISABELLA SALCEDO 202	9.60	9.70	9.65	9.75		9.675	4 ELIA AIRD 710	9.75	9.75	9.75	9.80		9.750	
	5 JESSICA JOHANSON 209	9.85	9.85	9.80	9.85		9.850	5 HANNAH JOYNER 707	9.65	9.70	9.70	9.75		9.700	
	6 AVA PIEDRAHITA 214	9.85	9.85	9.85	9.90		9.850	6 EMILY LEESE 705	9.90	9.80	9.80	9.85		9.825	

Vault Score: 49.000 Running Score: 49.000 Vault Score: 48.850 Running Score: 48.850

B A R S	1 JESSICA JOHANSON 209	9.85	9.80	9.75	9.80		9.800	1 JORDYN ZIEDEN-W 702	9.70	9.85	9.70	9.75		9.725
	2 MADDIE JOHNSTON 215	9.80	9.85	9.85	9.85		9.850	2 NAILAH ADAMS 704	9.60	9.40	9.55	9.55		9.550
	3 ELINA VIHROVA 205	9.65	9.65	9.60	9.50		9.625	3 GIANNA ORTIZ 709	9.70	9.65	9.70	9.70		9.700
	4 GABBIE GALLENLINE 203	9.90	9.90	9.85	9.85		9.875	4 ELIA AIRD 710	9.75	9.70	9.70	9.75		9.725
	5 AVA PIEDRAHITA 214	9.85	9.80	9.80	9.80		9.800	5 HANNAH JOYNER 707	9.85	9.80	9.75	9.75		9.775
	6 CASSIDY RUSHLOW 210	9.90	9.90	9.95	9.95		9.925	6 AVERY BALSER 708	9.55	9.60	9.45	9.70		9.575

Bars Score: 49.250 Running Score: 98.250 Bars Score: 48.500 Running Score: 97.350

B E A M	1 AVA PIEDRAHITA 214	9.70	9.75	9.75	9.70		9.725	1 ELIA AIRD 710	9.70	9.70	9.60	9.65		9.675
	2 JESSICA JOHANSON 209	9.35	9.20	9.25	9.20		9.225	2 EMILY LEESE 705	9.85	9.85	9.85	9.70		9.850
	3 ISABELLA SALCEDO 202	9.85	9.85	9.90	9.90		9.875	3 JACKIE MANIFOLD 711	9.90	9.90	9.85	9.85		9.875
	4 HALEIGH GIBBLE 201	9.85	9.80	9.80	9.75		9.800	4 GIANNA ORTIZ 709	9.10	9.00	9.10	9.00		9.050
	5 CASSIDY RUSHLOW 210	9.75	9.70	9.70	9.55		9.700	5 HANNAH JOYNER 707	9.80	9.90	9.90	9.90		9.900
	6 MADDIE JOHNSTON 215	9.85	9.85	9.75	9.80		9.825	6 STEPHANIE ZANNEL 712	9.90	9.95	9.85	9.95		9.925

Beam Score: 48.925 Running Score: 147.175 Beam Score: 49.225 Running Score: 146.575

F L O O R	1 MADDIE JOHNSTON 215	9.75	9.65	9.75	9.80		9.750	1 AVERY BALSER 708	8.70	8.70	9.00	8.60		8.700
	2 CASSIDY RUSHLOW 210	9.60	9.60	9.50	9.60	-0.1	9.500	2 MAYA JONES 701	9.80	9.85	9.75	9.70		9.775
	3 AVA PIEDRAHITA 214	9.75	9.80	9.80	9.85		9.800	3 EMILY WOOD 703	9.90	9.85	9.85	9.90		9.875
	4 JESSICA JOHANSON 209	9.80	9.85	9.85	9.85		9.850	4 HARMONY WEBSTE 714	9.50	9.55	9.30	9.55	-0.1	9.425
	5 ELINA VIHROVA 205	9.70	9.80	9.80	9.75		9.775	5 HANNAH JOYNER 707	9.85	9.85	9.85	9.85		9.850
	6 ISABELLA SALCEDO 202	9.85	9.80	9.85	9.85		9.850	6 EMILY LEESE 705	9.70	9.65	9.60	9.55		9.625

Floor Score: 49.025 Running Score: 196.200 Floor Score: 48.550 Running Score: 195.125

Final Team Score: 196.200

Final Team Score: 195.125

All-Arounders

All-Arounders

VT	JOHANSON	RUSHLOW	PIEDRAHITA	JOHNSTON											
UB															
BB															
FX															
AA	38.725	38.875	39.175	39.250					39.225						

Judge's Signatures: *Robyn Smith* (NATIONAL), *Laura DeFrancesco* (NATIONAL), *Laura Tindall* (BREVET), *Debra Yohman* (NATIONAL), *Janet Brunner* (BREVET), *Marian DeVane* (NATIONAL), *Nichole Otterson* (NATIONAL), *Kal Squire* (NATIONAL)

* Head Judge: *VT Brocke Bennett* (NATIONAL), *Amey Bles* (NATIONAL), *UB Kathryn (Kay) Ferguson* (CONNE), *Elena Lowry* (NATIO), *BB Karin Ederer* (NATIONAL), *Kimberly Dyer* (NATIONAL), *FX Judith Howard* (NATIONAL), *Bea Miller* (NATIONAL)

Coach's Signatures: *[Signature]* Coach's Signature: *[Signature]*

NCAA Gymnastics Score Sheet

Teams: Home Minnesota Visitor Nebraska

Date Mar 18, 2023 Place Iowa Hawkeyes Attendance 1268

Name		1	2	3	4	nd	AVE	Name		1	2	3	4	nd	AVE
V A U L T	1 MARISSA JENCKS 606	9.75	9.75	9.80	9.80		9.775	1 SOPHIA MCCLELLAN 504	9.85	9.75	9.80	9.85		9.825	
	2 SARAH MORAW 617	9.80	9.80	9.75	9.85		9.800	2 KATIE KUENEMANN 507	9.80	9.75	9.80	9.75		9.775	
	3 HALLE REMLINGER 615	9.85	9.80	9.80	9.90		9.825	3 AYZHIA HALL 511	9.55	9.45	9.25	9.55		9.500	
	4 GIANNA GERDES 602	9.85	9.85	9.80	9.90		9.850	4 MARTINA COMIN 513	9.85	9.80	9.75	9.75		9.775	
	5 MADDIE QUARLES 618	9.75	9.75	9.70	9.65		9.725	5 KINSEY DAVIS 509	9.75	9.70	9.75	9.80		9.750	
	6 MYA HOOTEN 612	9.95	9.90	9.90	9.95		9.925	6 EMMA SPENCE 516	9.85	9.80	9.80	9.75		9.800	

Vault Score: **49.175** Running Score: **49.175** Vault Score: **48.925** Running Score: **48.925**

B A R S	1 SERIA JOHNSON 604	9.85	9.75	9.75	9.80		9.775	1 SOPHIA MCCLELLAN 504	9.80	9.75	9.80	9.80		9.800
	2 GIANNA GERDES 602	9.90	9.85	9.85	9.85		9.850	2 GENESIS GIBSON 518	9.90	9.70	9.80	9.80		9.800
	3 MARISSA JENCKS 606	9.80	9.85	9.70	9.75		9.775	3 CLARA COLOMBO 502	9.95	9.95	9.90	9.90		9.925
	4 HALLE REMLINGER 615	9.85	9.85	9.90	9.85		9.850	4 EMMA SPENCE 516	9.85	9.85	9.90	9.85		9.850
	5 TIARRE SALES 609	9.95	9.95	9.90	9.90		9.925	5 KINSEY DAVIS 509	9.90	9.90	9.80	9.85		9.875
	6 MYA HOOTEN 612	9.95	9.90	9.90	9.90		9.900	6 EMMA SIMPTON 514	9.85	9.85	9.80	9.80		9.825

Bars Score: **49.300** Running Score: **98.475** Bars Score: **49.275** Running Score: **98.200**

B E A M	1 EMILY KOCH 616	9.95	9.90	9.90	9.90		9.900	1 AYZHIA HALL 511	9.80	9.80	9.85	9.70		9.800
	2 LAUREN PEARL 603	9.90	9.90	9.85	9.90		9.900	2 EMMA SIMPTON 514	9.85	9.80	9.85	9.85		9.850
	3 SARAH MORAW 617	9.85	9.85	9.90	9.90		9.875	3 ALLIE GARD 508	9.75	9.80	9.75	9.70		9.750
	4 ABBIE NYLIN 610	9.30	9.45	9.55	9.45		9.450	4 CLARA COLOMBO 502	9.50	9.50	9.60	9.55		9.525
	5 TIARRE SALES 609	9.90	9.95	9.85	9.85		9.875	5 EMMA SPENCE 516	9.85	9.90	9.90	9.80		9.875
	6 GIANNA GERDES 602	9.75	9.85	9.90	9.90		9.875	6 SOPHIA MCCLELLAN 504	9.85	9.90	9.85	9.85		9.850

Beam Score: **49.425** Running Score: **147.900** Beam Score: **49.125** Running Score: **147.325**

F L O O R	1 MARISSA JENCKS 606	9.80	9.70	9.75	9.75		9.750	1 KATIE KUENEMANN 507	9.70	9.70	9.75	9.70		9.700
	2 MALLORY LENEAVE 605	9.00	9.15	9.05	9.00	-0.1	8.925	2 HALLE ROURKE 512	9.70	9.75	9.75	9.65		9.725
	3 SERIA JOHNSON 604	9.85	9.85	9.80	9.85		9.850	3 KYLIE PIRINGER 515	9.80	9.80	9.85	9.80		9.800
	4 GIANNA GERDES 602	9.90	9.90	9.90	9.90		9.900	4 MARTINA COMIN 513	9.85	9.80	9.80	9.85		9.825
	5 HALLE REMLINGER 615	9.90	9.90	9.90	9.90		9.900	5 SOPHIA MCCLELLAN 504	9.75	9.70	9.75	9.75		9.750
	6 MYA HOOTEN 612	9.95	9.95	9.90	9.95		9.950	6 EMMA SPENCE 516	9.85	9.90	9.85	9.85		9.850

Floor Score: **49.350** Running Score: **197.250** Floor Score: **48.950** Running Score: **196.275**




Final Team Score: **197.250**

Final Team Score: **196.275**

All-Arounders

All-Arounders

V T U B B B F X A A	GERDES							MCCLELLAN	SPENCE						
	9.850							9.825	9.800						
	9.850							9.800	9.850						
	9.875							9.850	9.875						
	9.900							9.750	9.850						
	39.475							39.225	39.375						

Judge's Signatures: 
 * Head Judge: 
 Coach's Signature: 

NCAA Gymnastics Score Sheet



Teams: Home Illinois Visitor Maryland

Date Mar 18, 2023 Place Iowa Hawkeyes Attendance 1268

Name	1	2	3	4	nd	AVE	Name	1	2	3	4	nd	AVE					
V A U L T	1	ABBY MUELLER	311	9.75	9.75	9.80	9.70		9.750	1	JOSEPHINE KOGLEF	409	9.80	9.85	9.80	9.85		9.825
	2	JULIA WAIGHT	302	9.85	9.70	9.75	9.80		9.775	2	TAYLOR RECH	405	9.50	9.60	9.50	9.35		9.500
	3	MAKAYLA GREEN	309	9.75	9.70	9.70	9.75		9.725	3	REESE MCCLURE	416	9.75	9.80	9.75	9.75		9.750
	4	MIA TOWNES	314	9.80	9.75	9.85	9.80		9.800	4	OLIVIA WEIR	413	9.80	9.85	9.80	9.80		9.800
	5	RUTHUJA NATARAJ	301	9.80	9.85	9.80	9.85		9.825	5	EMMA SILBERMAN	411	9.70	9.70	9.65	9.80		9.700
	6	ARIELLE WARD	317	9.70	9.75	9.75	9.80		9.750	6	ALEXSIS RUBIO	402	9.90	9.85	9.80	9.80		9.825

Vault Score: 48.900 Running Score: 48.900 Vault Score: 48.900 Running Score: 48.900

B A R S	1	RACHEL BORDEN	307	9.90	9.80	9.90	9.80		9.850	1	RHEA LEBLANC	414	9.85	9.80	9.75	9.85		9.825
	2	KAITLYN EWALD	305	9.85	9.80	9.85	9.85		9.850	2	VICTORIA GATZEND	410	9.90	9.75	9.75	9.80		9.775
	3	MALLORY MIZUKI	303	9.75	9.75	9.75	9.75		9.750	3	TASHA BROZOWSKI	417	9.75	9.80	9.75	9.70		9.750
	4	AMELIA KNIGHT	313	9.80	9.70	9.75	9.85		9.775	4	SIERRA KONDO	406	9.85	9.90	9.85	9.85		9.850
	5	OLIVIA O'DONNELL	316	9.90	9.85	9.90	9.90		9.900	5	EMMA SILBERMAN	411	9.75	9.70	9.80	9.80		9.775
	6	MIA TAKEKAWA	306	9.95	9.95	9.95	9.90		9.950	6	ALEKA TSIKNIAS	412	9.85	9.90	9.85	9.95		9.875

Bars Score: 49.325 Running Score: 98.225 Bars Score: 49.100 Running Score: 98.000

B E A M	1	AMELIA KNIGHT	313	9.90	9.90	9.80	9.80		9.850	1	EMMA SILBERMAN	411	9.80	9.75	9.70	9.55		9.725
	2	MALLORY MIZUKI	303	9.95	9.90	9.90	9.85		9.900	2	OLIVIA WEIR	413	9.80	9.75	9.80	9.75		9.775
	3	ABBY MUELLER	311	9.80	9.80	9.90	9.80		9.800	3	ELIZABETH DEBARB	403	9.75	9.70	9.80	9.80		9.775
	4	MIA TOWNES	314	9.85	9.80	9.80	9.85		9.825	4	REESE MCCLURE	416	9.90	9.90	9.70	9.80		9.850
	5	RUTHUJA NATARAJ	301	9.90	9.85	9.90	9.85		9.875	5	MADDIE KOMOROSK	404	9.35	9.25	9.30	9.35		9.325
	6	MIA TAKEKAWA	306	9.95	9.90	9.95	9.95		9.950	6	JOSEPHINE KOGLEF	409	9.70	9.70	9.75	9.65		9.700

Beam Score: 49.400 Running Score: 147.625 Beam Score: 48.825 Running Score: 146.825

F L O O R	1	MIA TAKEKAWA	306	9.85	9.85	9.85	9.80		9.850	1	TAYLOR RECH	405	9.75	9.85	9.75	9.75		9.750
	2	JULIA WAIGHT	302	9.70	9.80	9.70	9.80		9.750	2	RHEA LEBLANC	414	9.80	9.70	9.75	9.80		9.775
	3	ABBY MUELLER	311	9.80	9.85	9.90	9.85		9.850	3	MADDIE KOMOROSKI	404	9.85	9.80	9.75	9.80		9.800
	4	RUTHUJA NATARAJ	301	9.80	9.75	9.70	9.75		9.750	4	TAYLER OSTERHOE	415	9.80	9.85	9.85	9.85		9.850
	5	KADYN FITZGIBBON	315	9.80	9.85	9.90	9.90		9.875	5	EMMA SILBERMAN	411	9.85	9.85	9.80	9.80		9.825
	6	MIA TOWNES	314	9.85	9.80	9.90	9.85		9.850	6	REESE MCCLURE	416	9.80	9.85	9.85	9.80		9.825

Floor Score: 49.175 Running Score: 196.800 Floor Score: 49.075 Running Score: 195.900

Final Team Score: 196.800

Final Team Score: 195.900

All-Arounders

All-Arounders

VT									SILBERMAN								
UB									9.700								
BB									9.775								
FX									9.725								
AA									9.825								
									39.025								

Judge's Signatures: * V Rob Smith NATIONAL, Laura DeFrancesco NATIONAL UB Laura Tindall BREVET, Debra Yohman NATIONAL BB Jac. Jueline Brummer BREVET, Marian DeWane NATIONAL FX Nichol Ottersen NATIONAL, Kat Stribba NATIONAL

* Head Judge: VT Brooke Bennett NATIONAL, Amy Bley NATIONAL UB Kathryn (Kay) Ferguson Connell NATIONAL, Elena Jewery NATIO BB Karin Ederer NATIONAL, Jennifer Dyer NATIONAL FX John Harwood NATIONAL, Beth Miller NATIONAL

Coach's Signature: [Signature] Coach's Signature: [Signature]

NCAA Gymnastics Score Sheet



Teams: Home IOWA HAWKEYES Visitor Michigan
 Date Mar 18, 2023 Place Iowa Hawkeyes Attendance 3749

	Name	1	2	3	4	nd	AVE	Name	1	2	3	4	nd	AVE				
V A U L T	1	GIANNA MASELLA	111	9.60	9.60	9.65	9.55		9.600	1	NATALIE WOJCIK	806	9.90	9.90	9.90	9.95		9.900
	2	HANNA CASTILLO	103	9.75	9.70	9.70	9.75		9.725	2	GABBY WILSON	809	9.95	9.95	9.90	9.90		9.925
	3	ALLISON ZUHLKE	120	9.90	9.80	9.80	9.75		9.800	3	NAOMI MORRISON	808	9.90	9.90	9.90	9.90		9.900
	4	KARINA MUNOZ	113	9.85	9.85	9.90	9.90		9.875	4	SIERRA BROOKS	807	9.80	9.75	9.75	9.75		9.750
	5	LINDA ZIVAT	119	9.85	9.85	9.80	9.85		9.850	5	ABBY HEISKELL	803	9.90	9.95	9.90	9.90		9.900
	6	JERQUAVIA HENDE	107	9.80	9.85	9.85	9.85		9.850	6	KAYLEN MORGAN	814	9.85	9.80	9.80	9.80		9.800

Vault Score: **49.100** Running Score: **49.100** Vault Score: **49.425** Running Score: **49.425**

B A R S	1	ALLISON ZUHLKE	120	9.85	9.80	9.80	9.85		9.825	1	ABBY HEISKELL	803	9.95	9.90	9.95	9.95		9.950
	2	GIANNA MASELLA	111	9.85	9.85	9.80	9.90		9.850	2	GABBY WILSON	809	9.90	9.95	9.90	9.95		9.925
	3	MARISSA ROJAS	116	9.85	9.80	9.85	9.85		9.850	3	NICOLETTA KOULOS	815	9.85	9.90	9.85	9.90		9.875
	4	JERQUAVIA HENDE	107	9.90	9.85	9.85	9.75		9.850	4	CARLY BAUMAN	811	9.95	9.95	9.95	9.90		9.950
	5	KARINA MUNOZ	113	9.90	9.85	9.80	9.85		9.850	5	SIERRA BROOKS	807	9.95	9.95	9.90	9.95		9.950
	6	ADELIN KENLIN	108	9.90	9.90	9.85	9.90		9.900	6	NATALIE WOJCIK	806	9.95	9.95	9.95	9.90		9.950

Bars Score: **49.300** Running Score: **98.400** Bars Score: **49.725** Running Score: **99.150**

B E A M	1	JERQUAVIA HENDE	107	9.85	9.80	9.85	9.85		9.850	1	CARLY BAUMAN	811	9.85	9.80	9.80	9.80		9.800
	2	ALEXA EBELING	105	9.15	9.05	9.15	8.90		9.100	2	GABBY WILSON	809	9.80	9.85	9.85	9.75		9.825
	3	MARISSA ROJAS	116	9.80	9.80	9.75	9.75		9.775	3	NICOLETTA KOULOS	815	9.90	9.85	9.85	9.85		9.850
	4	AUBREY NICK	114	9.20	9.10	9.20	9.10		9.150	4	SIERRA BROOKS	807	10.00	9.95	9.95	9.90		9.950
	5	KARINA MUNOZ	113	9.80	9.70	9.75	9.75		9.750	5	ABBY HEISKELL	803	10.00	9.95	10.00	10.00		10.000
	6	ADELIN KENLIN	108	9.95	9.95	9.95	9.90		9.950	6	NATALIE WOJCIK	806	9.85	9.90	9.85	9.85		9.850

Beam Score: **48.475** Running Score: **146.875** Beam Score: **49.475** Running Score: **148.625**

F L O O R	1	HANNA CASTILLO	103	9.85	9.85	9.85	9.85		9.850	1	NICOLETTA KOULOS	815	9.90	9.90	9.85	9.85		9.875
	2	BAILEY LIBBY	110	9.85	9.80	9.80	9.90		9.825	2	ABBY HEISKELL	803	9.85	9.85	9.80	9.90		9.850
	3	LINDA ZIVAT	119	9.85	9.75	9.85	9.85		9.850	3	NATALIE WOJCIK	806	9.80	9.80	9.85	9.85		9.825
	4	ADELIN KENLIN	108	9.65	9.65	9.70	9.70	-0.1	9.575	4	NAOMI MORRISON	808	9.85	9.95	9.90	9.85		9.875
	5	KARINA MUNOZ	113	9.80	9.85	9.75	9.70		9.775	5	SIERRA BROOKS	807	9.95	9.85	9.90	9.95		9.925
	6	JERQUAVIA HENDE	107	9.95	9.95	9.95	9.95		9.950	6	REYNA GUGGINO	801	9.80	9.85	9.85	9.85		9.850

Floor Score: **49.250** Running Score: **196.125** Floor Score: **49.375** Running Score: **198.000**

Final Team Score: 196.125

Final Team Score: 198.000

All-Arounders

	HENDERSO	MUNOZ			
VT	9.850	9.875			
UB	9.850	9.850			
BB	9.850	9.750			
FX	9.950	9.775			
AA	39.500	39.250			

All-Arounders

	HEISKELL	WOJCIK	BROOKS		
	9.900	9.900	9.750		
	9.950	9.950	9.950		
	10.000	9.850	9.950		
	9.850	9.825	9.925		
	39.700	39.525	39.575		

Judge's Signatures: Robyn Smith NATIONAL Laura DeWitt NATIONAL Laura Tindall BREVET, Debra Volman NATIONAL Janueline Blumme BREVET, Marian DeVane NATIONAL Nicole Orlerson NATIONAL, Kaitlynn NATIONAL
 * Head Judge: B. Bennett A. Blue K. Ferguson E. K. E. J. Harwood B. Miller
 Coach's Signature: Janessa Hobb Beverly Foster

NCAA Gymnastics Score Sheet

Teams: Home Michigan State Visitor Ohio State
 Date Mar 18, 2023 Place Iowa Hawkeyes Attendance 3749

Name		1	2	3	4	nd	AVE	Name		1	2	3	4	nd	AVE
VAULT	1 NYLAH SMITH 916	9.85	9.80	9.80	9.80		9.800	1 TORY VETTER 1007	9.85	9.85	9.80	9.85		9.850	
	2 BALEIGH GARCIA 902	9.80	9.75	9.80	9.80		9.800	2 RAINA MALAS 1014	9.80	9.80	9.85	9.85		9.825	
	3 SKYLA SCHULTE 914	9.90	9.85	9.85	9.90		9.875	3 NICOLE RICCARDI 1008	9.85	9.80	9.85	9.85		9.850	
	4 SAGE KELLERMAN 909	9.95	9.90	9.90	9.95		9.925	4 PAYTON HARRIS 1002	9.85	9.85	9.85	9.80		9.850	
	5 NIKKI SMITH 915	9.80	9.85	9.80	9.80		9.800	5 SYDNEY JENNINGS 1015	9.90	9.90	9.90	9.85		9.900	
	6 GABI STEPHEN 917	9.85	9.85	9.85	9.80		9.850	6 LEXI EDWARDS 1012	9.90	9.90	9.90	9.85		9.900	

Vault Score: 49.250 Running Score: 49.250 Vault Score: 49.350 Running Score: 49.350

BARS	1 SKYLA SCHULTE 914	9.95	9.85	9.85	9.90		9.875	1 EMMA PRICHARD 1013	9.80	9.75	9.75	9.75		9.750
	2 SAGE KELLERMAN 909	9.80	9.90	9.80	9.85		9.825	2 PAYTON HARRIS 1002	9.90	9.90	9.80	9.85		9.875
	3 GABI STEPHEN 917	9.85	9.85	9.80	9.80		9.825	3 LEXI EDWARDS 1012	9.80	9.80	9.75	9.80		9.800
	4 JORI JACKARD 907	9.85	9.95	9.85	9.90		9.875	4 ALEXIS HANKINS 1001	9.85	9.85	9.80	9.90		9.850
	5 NIKKI SMITH 915	9.85	9.75	9.85	9.80		9.825	5 NICOLE RICCARDI 1008	9.85	9.90	9.80	9.85		9.850
	6 DELANIE HARKNESS 904	9.90	9.95	9.95	9.95		9.950	6 COLBY MILLER 1009	9.90	9.90	9.90	9.90		9.900

Bars Score: 49.350 Running Score: 98.600 Bars Score: 49.275 Running Score: 98.625

BEAM	1 GIANA KALEFE 908	9.85	9.90	9.90	9.90		9.900	1 EMMA PRICHARD 1013	9.70	9.75	9.85	9.80		9.775
	2 DELANIE HARKNESS 904	9.95	9.85	9.90	9.85		9.875	2 ALEXIS HANKINS 1001	9.70	9.85	9.80	9.85		9.825
	3 NIKKI SMITH 915	9.85	9.85	9.80	9.85		9.850	3 PAYTON HARRIS 1002	9.90	9.90	9.90	9.95		9.900
	4 SKYLA SCHULTE 914	10.00	9.95	9.95	9.95		9.950	4 SYDNEY JENNINGS 1015	9.70	9.60	9.60	9.40		9.600
	5 GABI STEPHEN 917	9.85	9.85	9.80	9.85		9.850	5 TORY VETTER 1007	9.75	9.75	9.80	9.85		9.775
	6 BALEIGH GARCIA 902	9.95	9.90	9.95	9.95		9.950	6 JOJO WARGA 1011	9.85	9.90	9.90	9.75		9.875

Beam Score: 49.525 Running Score: 148.125 Beam Score: 49.150 Running Score: 147.775

FLOOR	1 NYLAH SMITH 916	9.85	9.80	9.85	9.85		9.850	1 TORY VETTER 1007	9.90	9.85	9.85	9.85		9.850
	2 ELLE BEAUFIT 901	9.85	9.85	9.85	9.85		9.850	2 NICOLE RICCARDI 1008	9.65	9.65	9.70	9.60	-0.1	9.550
	3 DELANIE HARKNESS 904	9.85	9.90	9.85	9.90		9.875	3 CLAIRE GAGLIARDI 1003	9.75	9.75	9.80	9.80		9.775
	4 GABI STEPHEN 917	9.90	9.90	9.85	9.85		9.875	4 PAYTON HARRIS 1002	9.80	9.80	9.85	9.85		9.825
	5 NIKKI SMITH 915	9.90	9.90	9.90	9.90		9.900	5 LEXI EDWARDS 1012	9.75	9.90	9.90	9.85		9.875
	6 SKYLA SCHULTE 914	9.95	9.90	9.90	9.95		9.925	6 ELLA HODGES 1005	9.85	9.90	9.85	9.90		9.875

Floor Score: 49.425 Running Score: 197.550 Floor Score: 49.200 Running Score: 196.975

Final Team Score: 197.550

Final Team Score: 196.975

All-Arounders

All-Arounders

	SCHULTE	SMITH	STEPHEN				HARRIS					
VT	9.875	9.800	9.850				9.850					
UB	9.875	9.825	9.825				9.875					
BB	9.950	9.850	9.850				9.900					
FX	9.925	9.900	9.875				9.825					
AA	39.625	39.375	39.400				39.450					

Judge's Signature: [Signatures]
 * Head Judge: [Signatures]
 Coach's Signature: [Signatures]

2023 Big Ten Championship

Event Results - Vault

Mar 18, 2023

Page: 1
Printed: 3/18/2023 6:34 PM

Women / 1
Session: All



Rank	Num	Name	Gym	Start	Score	Out
1T	612	MYA HOOTEN	MINN	___	9.925	0.000
1T	809	GABBY WILSON	MICH	___	9.925	0.000
1T	909	SAGE KELLERMAN	MSU	___	9.925	0.000
4T	803	ABBY HEISKELL	MICH	___	9.900	0.025
4T	806	NATALIE WOJCIK	MICH	___	9.900	0.025
4T	1012	LEXI EDWARDS	OSU	___	9.900	0.025
4T	808	NAOMI MORRISON	MICH	___	9.900	0.025
4T	1015	SYDNEY JENNINGS	OSU	___	9.900	0.025
9T	914	SKYLA SCHULTE	MSU	___	9.875	0.050
9T	113	KARINA MUNOZ	IOWA	___	9.875	0.050
11T	107	JERQUAVIA HENDERSON	IOWA	___	9.850	0.075
11T	602	GIANNA GERDES	MINN	___	9.850	0.075
11T	1002	PAYTON HARRIS	OSU	___	9.850	0.075
11T	917	GABI STEPHEN	MSU	___	9.850	0.075
11T	214	AVA PIEDRAHITA	PSU	___	9.850	0.075
11T	209	JESSICA JOHANSON	PSU	___	9.850	0.075
11T	1007	TORY VETTER	OSU	___	9.850	0.075
11T	1008	NICOLE RICCARDI	OSU	___	9.850	0.075
11T	119	LINDA ZIVAT	IOWA	___	9.850	0.075
20T	215	MADDIE JOHNSTON	PSU	___	9.825	0.100
20T	504	SOPHIA MCCLELLAND	NEB	___	9.825	0.100
20T	615	HALLE REMLINGER	MINN	___	9.825	0.100
20T	301	RUTHUJA NATARAJ	ILL	___	9.825	0.100
20T	705	EMILY LEESE	RUT	___	9.825	0.100
20T	409	JOSEPHINE KOGLER	MARY	___	9.825	0.100
20*	1014	RAINA MALAS	OSU	___	9.825	0.100
20*	402	ALEXSIS RUBIO	MARY	___	9.825	0.100
28*	915	NIKKI SMITH	MSU	___	9.800	0.125
28*	516	EMMA SPENCE	NEB	___	9.800	0.125
28T	314	MIA TOWNES	ILL	___	9.800	0.125
28T	902	BALEIGH GARCIA	MSU	___	9.800	0.125
28T	617	SARAH MORAW	MINN	___	9.800	0.125
28T	916	NYLAH SMITH	MSU	___	9.800	0.125
28T	120	ALLISON ZUHLKE	IOWA	___	9.800	0.125
28T	413	OLIVIA WEIR	MARY	___	9.800	0.125
28*	814	KAYLEN MORGAN	MICH	___	9.800	0.125
28*	715	ANNA PAGLIARO	RUT	___	9.800	0.125
38T	606	MARISSA JENCKS	MINN	___	9.775	0.150
38T	513	MARTINA COMIN	NEB	___	9.775	0.150
38T	302	JULIA WAIGHT	ILL	___	9.775	0.150
38T	507	KATIE KUENEMANN	NEB	___	9.775	0.150
38T	716	GABRIELLE DILDY	RUT	___	9.775	0.150
43T	807	SIERRA BROOKS	MICH	___	9.750	0.175
43T	210	CASSIDY RUSHLOW	PSU	___	9.750	0.175
43T	416	REESE MCCLURE	MARY	___	9.750	0.175
43T	311	ABBY MUELLER	ILL	___	9.750	0.175
43T	710	ELIA AIRD	RUT	___	9.750	0.175

2023 Big Ten Championship

Event Results - Vault

Mar 18, 2023

Page: 2

Printed: 3/18/2023 6:34 PM

Women / 1

Session: All



Rank	Num	Name	Gym	Start	Score	Out
43T	509	KINSEY DAVIS	NEB	___.	9.750	0.175
43T	317	ARIELLE WARD	ILL	___.	9.750	0.175
50T	205	NYAH VIHROVA	PSU	___.	9.725	0.200
50T	103	HANNA CASTILLO	IOWA	___.	9.725	0.200
50*	618	MADDIE QUARLES	MINN	___.	9.725	0.200
50*	309	MAKAYLA GREEN	ILL	___.	9.725	0.200
54T	707	HANNAH JOYNER	RUT	___.	9.700	0.225
54T	411	EMMA SILBERMAN	MARY	___.	9.700	0.225
54T	701	MAYA JONES	RUT	___.	9.700	0.225
57	202	ISABELLA SALCEDO	PSU	___.	9.675	0.250
58	111	GIANNA MASELLA	IOWA	___.	9.600	0.325
59T	511	AYZHIA HALL	NEB	___.	9.500	0.425
59T	405	TAYLOR RECH	MARY	___.	9.500	0.425

2023 Big Ten Championship

Event Results - Bars

Mar 18, 2023

Page: 1
Printed: 3/18/2023 6:30 PM

Women / 1
Session: All



Rank	Num	Name	Gym	Start	Score	Out
1T	803	ABBY HEISKELL	MICH	___	9.950	0.000
1T	807	SIERRA BROOKS	MICH	___	9.950	0.000
1T	806	NATALIE WOJCIK	MICH	___	9.950	0.000
1T	306	MIA TAKEKAWA	ILL	___	9.950	0.000
1T	904	DELANIE HARKNESS	MSU	___	9.950	0.000
1T	811	CARLY BAUMAN	MICH	___	9.950	0.000
7T	210	CASSIDY RUSHLOW	PSU	___	9.925	0.025
7T	809	GABBY WILSON	MICH	___	9.925	0.025
7T	609	TIARRE SALES	MINN	___	9.925	0.025
7T	502	CLARA COLOMBO	NEB	___	9.925	0.025
11T	612	MYA HOOTEN	MINN	___	9.900	0.050
11T	108	ADELINE KENLIN	IOWA	___	9.900	0.050
11*	1009	COLBY MILLER	OSU	___	9.900	0.050
11*	316	OLIVIA O'DONNELL	ILL	___	9.900	0.050
15T	914	SKYLA SCHULTE	MSU	___	9.875	0.075
15T	1002	PAYTON HARRIS	OSU	___	9.875	0.075
15T	815	NICOLETTA KOULOS	MICH	___	9.875	0.075
15T	509	KINSEY DAVIS	NEB	___	9.875	0.075
15*	907	JORI JACKARD	MSU	___	9.875	0.075
15*	412	ALEKA TSIKNIAS	MARY	___	9.875	0.075
15*	203	GABBIE GALLENTINE	PSU	___	9.875	0.075
22T	107	JERQUAVIA HENDERSON	IOWA	___	9.850	0.100
22T	602	GIANNA GERDES	MINN	___	9.850	0.100
22T	516	EMMA SPENCE	NEB	___	9.850	0.100
22*	215	MADDIE JOHNSTON	PSU	___	9.850	0.100
22*	113	KARINA MUNOZ	IOWA	___	9.850	0.100
22T	615	HALLE REMLINGER	MINN	___	9.850	0.100
22T	1008	NICOLE RICCARDI	OSU	___	9.850	0.100
22T	1001	ALEXIS HANKINS	OSU	___	9.850	0.100
22T	116	MARISSA ROJAS	IOWA	___	9.850	0.100
22T	111	GIANNA MASELLA	IOWA	___	9.850	0.100
22*	406	SIERRA KONDO	MARY	___	9.850	0.100
22*	307	RACHEL BORDEN	ILL	___	9.850	0.100
22*	305	KAITLYN EWALD	ILL	___	9.850	0.100
35T	917	GABI STEPHEN	MSU	___	9.825	0.125
35T	915	NIKKI SMITH	MSU	___	9.825	0.125
35T	909	SAGE KELLERMAN	MSU	___	9.825	0.125
35T	514	EMMA SIMPTON	NEB	___	9.825	0.125
35T	120	ALLISON ZUHLKE	IOWA	___	9.825	0.125
35T	414	RHEA LEBLANC	MARY	___	9.825	0.125
41T	504	SOPHIA MCCLELLAND	NEB	___	9.800	0.150
41T	214	AVA PIEDRAHITA	PSU	___	9.800	0.150
41T	209	JESSICA JOHANSON	PSU	___	9.800	0.150
41T	1012	LEXI EDWARDS	OSU	___	9.800	0.150
41T	518	GENESIS GIBSON	NEB	___	9.800	0.150
46T	707	HANNAH JOYNER	RUT	___	9.775	0.175
46T	411	EMMA SILBERMAN	MARY	___	9.775	0.175

2023 Big Ten Championship

Event Results - Bars

Mar 18, 2023

Page: 2
Printed: 3/18/2023 6:30 PM

Women / 1
Session: All



Rank	Num	Name	Gym	Start	Score	Out
46T	606	MARISSA JENCKS	MINN	___.	9.775	0.175
46*	604	SERIA JOHNSON	MINN	___.	9.775	0.175
46*	313	AMELIA KNIGHT	ILL	___.	9.775	0.175
46T	410	VICTORIA GATZENDORFER	MARY	___.	9.775	0.175
52T	303	MALLORY MIZUKI	ILL	___.	9.750	0.200
52T	1013	EMMA PRICHARD	OSU	___.	9.750	0.200
52T	417	TASHA BROZOWSKI	MARY	___.	9.750	0.200
55T	710	ELIA AIRD	RUT	___.	9.725	0.225
55T	702	JORDYN ZIEDEN-WEBER	RUT	___.	9.725	0.225
57	709	GIANNA ORTIZ	RUT	___.	9.700	0.250
58	205	NYAH VIHROVA	PSU	___.	9.625	0.325
59	708	AVERY BALSER	RUT	___.	9.575	0.375
60	704	NAILAH ADAMS	RUT	___.	9.550	0.400

2023 Big Ten Championship

Event Results - Beam

Mar 18, 2023

Page: 1
Printed: 3/18/2023 6:31 PM

Women / 1
Session: All



Rank	Num	Name	Gym	Start	Score	Out
1	803	ABBY HEISKELL	MICH	___	10.000	0.000
2T	914	SKYLA SCHULTE	MSU	___	9.950	0.050
2T	807	SIERRA BROOKS	MICH	___	9.950	0.050
2T	306	MIA TAKEKAWA	ILL	___	9.950	0.050
2T	108	ADELINE KENLIN	IOWA	___	9.950	0.050
2T	902	BALEIGH GARCIA	MSU	___	9.950	0.050
7	712	STEPHANIE ZANNELLA	RUT	___	9.925	0.075
8T	1002	PAYTON HARRIS	OSU	___	9.900	0.100
8T	707	HANNAH JOYNER	RUT	___	9.900	0.100
8T	303	MALLORY MIZUKI	ILL	___	9.900	0.100
8*	908	GIANA KALEFE	MSU	___	9.900	0.100
8*	616	EMILY KOCH	MINN	___	9.900	0.100
8*	603	LAUREN PEARL	MINN	___	9.900	0.100
14T	602	GIANNA GERDES	MINN	___	9.875	0.125
14T	516	EMMA SPENCE	NEB	___	9.875	0.125
14T	904	DELANIE HARKNESS	MSU	___	9.875	0.125
14T	301	RUTHUJA NATARAJ	ILL	___	9.875	0.125
14T	202	ISABELLA SALCEDO	PSU	___	9.875	0.125
14T	609	TIARRE SALES	MINN	___	9.875	0.125
14T	617	SARAH MORAW	MINN	___	9.875	0.125
14*	1011	JOJO WARGA	OSU	___	9.875	0.125
14*	711	JACKIE MANIFOLD	RUT	___	9.875	0.125
23T	806	NATALIE WOJCIK	MICH	___	9.850	0.150
23T	107	JERQUAVIA HENDERSON	IOWA	___	9.850	0.150
23T	917	GABI STEPHEN	MSU	___	9.850	0.150
23T	915	NIKKI SMITH	MSU	___	9.850	0.150
23T	504	SOPHIA MCCLELLAND	NEB	___	9.850	0.150
23T	815	NICOLETTA KOULOS	MICH	___	9.850	0.150
23T	416	REESE MCCLURE	MARY	___	9.850	0.150
23T	705	EMILY LEESE	RUT	___	9.850	0.150
23T	514	EMMA SIMPTON	NEB	___	9.850	0.150
23T	313	AMELIA KNIGHT	ILL	___	9.850	0.150
33T	215	MADDIE JOHNSTON	PSU	___	9.825	0.175
33T	809	GABBY WILSON	MICH	___	9.825	0.175
33T	314	MIA TOWNES	ILL	___	9.825	0.175
33T	1001	ALEXIS HANKINS	OSU	___	9.825	0.175
37T	311	ABBY MUELLER	ILL	___	9.800	0.200
37T	811	CARLY BAUMAN	MICH	___	9.800	0.200
37T	511	AYZHIA HALL	NEB	___	9.800	0.200
37T	201	HALEIGH GIBBLE	PSU	___	9.800	0.200
41T	1007	TORY VETTER	OSU	___	9.775	0.225
41T	116	MARISSA ROJAS	IOWA	___	9.775	0.225
41T	413	OLIVIA WEIR	MARY	___	9.775	0.225
41T	1013	EMMA PRICHARD	OSU	___	9.775	0.225
41T	403	ELIZABETH DEBARBERIE	MARY	___	9.775	0.225
46T	113	KARINA MUNOZ	IOWA	___	9.750	0.250
46T	508	ALLIE GARD	NEB	___	9.750	0.250

2023 Big Ten Championship

Event Results - Beam

Mar 18, 2023

Page: 2

Printed: 3/18/2023 6:31 PM

Women / 1

Session: All



Rank	Num	Name	Gym	Start	Score	Out
48T	214	AVA PIEDRAHITA	PSU	___.	9.725	0.275
48T	411	EMMA SILBERMAN	MARY	___.	9.725	0.275
50T	210	CASSIDY RUSHLOW	PSU	___.	9.700	0.300
50T	409	JOSEPHINE KOGLER	MARY	___.	9.700	0.300
52	710	ELIA AIRD	RUT	___.	9.675	0.325
53	1015	SYDNEY JENNINGS	OSU	___.	9.600	0.400
54	502	CLARA COLOMBO	NEB	___.	9.525	0.475
55	610	ABBIE NYLIN	MINN	___.	9.450	0.550
56	404	MADDIE KOMOROSKI	MARY	___.	9.325	0.675
57	209	JESSICA JOHANSON	PSU	___.	9.225	0.775
58	114	AUBREY NICK	IOWA	___.	9.150	0.850
59	105	ALEXA EBELING	IOWA	___.	9.100	0.900
60	709	GIANNA ORTIZ	RUT	___.	9.050	0.950

2023 Big Ten Championship

Event Results - Floor

Mar 18, 2023

Page: 1
Printed: 3/18/2023 6:31 PM

Women / 1
Session: All



Rank	Num	Name	Gym	Start	Score	Out
1T	107	JERQUAVIA HENDERSON	IOWA	___	9.950	0.000
1T	612	MYA HOOTEN	MINN	___	9.950	0.000
3T	914	SKYLA SCHULTE	MSU	___	9.925	0.025
3T	807	SIERRA BROOKS	MICH	___	9.925	0.025
5T	602	GIANNA GERDES	MINN	___	9.900	0.050
5T	915	NIKKI SMITH	MSU	___	9.900	0.050
5T	615	HALLE REMLINGER	MINN	___	9.900	0.050
8T	917	GABI STEPHEN	MSU	___	9.875	0.075
8T	904	DELANIE HARKNESS	MSU	___	9.875	0.075
8T	815	NICOLETTA KOULOS	MICH	___	9.875	0.075
8T	1012	LEXI EDWARDS	OSU	___	9.875	0.075
8T	808	NAOMI MORRISON	MICH	___	9.875	0.075
8*	1005	ELLA HODGES	OSU	___	9.875	0.075
8*	703	EMILY WOOD	RUT	___	9.875	0.075
8*	315	KADYN FITZGIBBON	ILL	___	9.875	0.075
16T	803	ABBY HEISKELL	MICH	___	9.850	0.100
16T	516	EMMA SPENCE	NEB	___	9.850	0.100
16T	707	HANNAH JOYNER	RUT	___	9.850	0.100
16T	209	JESSICA JOHANSON	PSU	___	9.850	0.100
16T	306	MIA TAKEKAWA	ILL	___	9.850	0.100
16*	1007	TORY VETTER	OSU	___	9.850	0.100
16*	314	MIA TOWNES	ILL	___	9.850	0.100
16*	311	ABBY MUELLER	ILL	___	9.850	0.100
16*	202	ISABELLA SALCEDO	PSU	___	9.850	0.100
16T	119	LINDA ZIVAT	IOWA	___	9.850	0.100
16T	916	NYLAH SMITH	MSU	___	9.850	0.100
16T	604	SERIA JOHNSON	MINN	___	9.850	0.100
16T	103	HANNA CASTILLO	IOWA	___	9.850	0.100
16*	901	ELLE BEAUFAIT	MSU	___	9.850	0.100
16*	801	REYNA GUGGINO	MICH	___	9.850	0.100
16*	415	TAYLER OSTERHOUT	MARY	___	9.850	0.100
32T	806	NATALIE WOJCIK	MICH	___	9.825	0.125
32T	1002	PAYTON HARRIS	OSU	___	9.825	0.125
32T	411	EMMA SILBERMAN	MARY	___	9.825	0.125
32T	416	REESE MCCLURE	MARY	___	9.825	0.125
32T	513	MARTINA COMIN	NEB	___	9.825	0.125
32T	110	BAILEY LIBBY	IOWA	___	9.825	0.125
38T	214	AVA PIEDRAHITA	PSU	___	9.800	0.150
38T	404	MADDIE KOMOROSKI	MARY	___	9.800	0.150
38T	515	KYLIE PIRINGER	NEB	___	9.800	0.150
41T	113	KARINA MUNOZ	IOWA	___	9.775	0.175
41T	205	NYAH VIHROVA	PSU	___	9.775	0.175
41T	414	RHEA LEBLANC	MARY	___	9.775	0.175
41T	701	MAYA JONES	RUT	___	9.775	0.175
41T	1003	CLAIRE GAGLIARDI	OSU	___	9.775	0.175
46T	215	MADDIE JOHNSTON	PSU	___	9.750	0.200
46T	504	SOPHIA MCCLELLAND	NEB	___	9.750	0.200

2023 Big Ten Championship

Event Results - Floor

Mar 18, 2023

Page: 2
Printed: 3/18/2023 6:31 PM

Women / 1
Session: All



Rank	Num	Name	Gym	Start	Score	Out
46T	301	RUTHUJA NATARAJ	ILL	___.	9.750	0.200
46T	606	MARISSA JENCKS	MINN	___.	9.750	0.200
46T	302	JULIA WAIGHT	ILL	___.	9.750	0.200
46T	405	TAYLOR RECH	MARY	___.	9.750	0.200
52	512	HALLE ROURKE	NEB	___.	9.725	0.225
53	507	KATTIE KUENEMANN	NEB	___.	9.700	0.250
54	705	EMILY LEESE	RUT	___.	9.625	0.325
55	108	ADELINE KENLIN	IOWA	___.	9.575	0.375
56	1008	NICOLE RICCARDI	OSU	___.	9.550	0.400
57	210	CASSIDY RUSHLOW	PSU	___.	9.500	0.450
58	714	HARMONY WEBSTER	RUT	___.	9.425	0.525
59	605	MALLORY LENEAVE	MINN	___.	8.925	1.025
60	708	AVERY BALSER	RUT	___.	8.700	1.250





2023 Big Ten Championship

Event Results - AA

Mar 18, 2023

Page: 1
Printed: 3/18/2023 6:31 PM

Women / 1
Session: All

Rank	Num	Name	Gym					AA
1	803	ABBY HEISKELL	MICH	9.900	9.950	10.000	9.850	39.700
2	914	SKYLA SCHULTE	MSU	9.875	9.875	9.950	9.925	39.625
3	807	SIERRA BROOKS	MICH	9.750	9.950	9.950	9.925	39.575
4	806	NATALIE WOJCIK	MICH	9.900	9.950	9.850	9.825	39.525
5	107	JERQUAVIA HENDERSON	IOWA	9.850	9.850	9.850	9.950	39.500
6	602	GIANNA GERDES	MINN	9.850	9.850	9.875	9.900	39.475
7	1002	PAYTON HARRIS	OSU	9.850	9.875	9.900	9.825	39.450
8	917	GABI STEPHEN	MSU	9.850	9.825	9.850	9.875	39.400
9T	915	NIKKI SMITH	MSU	9.800	9.825	9.850	9.900	39.375
9T	516	EMMA SPENCE	NEB	9.800	9.850	9.875	9.850	39.375
11T	113	KARINA MUNOZ	IOWA	9.875	9.850	9.750	9.775	39.250
11T	215	MADDIE JOHNSTON	PSU	9.825	9.850	9.825	9.750	39.250
13T	707	HANNAH JOYNER	RUT	9.700	9.775	9.900	9.850	39.225
13T	504	SOPHIA MCCLELLAND	NEB	9.825	9.800	9.850	9.750	39.225
15	214	AVA PIEDRAHITA	PSU	9.850	9.800	9.725	9.800	39.175
16	411	EMMA SILBERMAN	MARY	9.700	9.775	9.725	9.825	39.025
17	210	CASSIDY RUSHLOW	PSU	9.750	9.925	9.700	9.500	38.875
18	209	JESSICA JOHANSON	PSU	9.850	9.800	9.225	9.850	38.725





2023 Big Ten Championship

Team Results

Mar 18, 2023

Page: 1
Printed: 3/18/2023 6:32 PM

Women / 1
Session: All

Rank	Gym	Team	Score				
1	MICH	*	198.000	49.425 1	49.725 1	49.475 2	49.375 2
2	MSU	*	197.550	49.250 3	49.350 2	49.525 1	49.425 1
3	MINN	*	197.250	49.175 4	49.300 4T	49.425 3	49.350 3
4	OSU	*	196.975	49.350 2	49.275 6T	49.150 6	49.200 5
5	ILL	*	196.800	48.900 8T	49.325 3	49.400 4	49.175 6
6	NEB	*	196.275	48.925 7	49.275 6T	49.125 7	48.950 9
7	PSU	*	196.200	49.000 6	49.250 8	48.925 8	49.025 8
8	IOWA	*	196.125	49.100 5	49.300 4T	48.475 10	49.250 4
9	MARY	*	195.900	48.900 8T	49.100 9	48.825 9	49.075 7
10	RUT	*	195.125	48.850 10	48.500 10	49.225 5	48.550 10

