

2022-23

RUTGERS

BASKETBALL



2022-23 SCHEDULE/RESULTS

Overall Record: 13-6; Big Ten Record: 5-3
Home: 11-2; Away: 1-3; Neutral: 0-1

NOVEMBER

Mon. 7	Columbia (B1G+)	W, 75-35
Thur 10	Sacred Heart (B1G+)	W, 88-50
Sat. 12	UMass Lowell (B1G+)	W, 73-65
Fri. 18	vs. Temple (ESPNU)	L, 72-66
Tues. 22	Rider (BTN)	W, 76-46
Sat 26	Central Conn. State (B1G+)	W, 83-49
Wed 30	at Miami (B1G/ACC) (ESPNU)	L, 68-61

DECEMBER

Sat 3	No. 8/10 Indiana* (BTN)	W, 63-48
Thur 8	at No. 23/25 Ohio State* (ESPN2)	L, 67-66
Sun 11	Seton Hall (FS1) (GSHC)	L, 45-43
Sat 17	Wake Forest (BTN)	W, 81-57
Fri 23	Bucknell (BTN)	W, 85-50
Fri 30	Coppin State (BTN)	W, 90-57

JANUARY

Mon 2	at No. 1 Purdue* (BTN)	W, 65-64
Thur 5	RV Maryland* (BTN)	W, 64-50
Sun 8	Iowa* (BTN)	L, 76-65
Wed 11	at RV/RV Northwestern* (BTN)	W, 65-62
Sun 15	RV/RV Ohio State* (BTN)	W, 68-64 OT
Thur 19	at Michigan State* (FS1)	L, 70-57
Tue 24	Penn State* (BTN)	6:30 p.m.
Sun 29	at Iowa* (BTN)	2 p.m.

FEBRUARY

Wed 1	Minnesota* (BTN)	8:30 p.m.
Sat 4	vs Michigan State* (FOX) (MSG)	12 p.m.
Tue 7	at Indiana* (BTN)	6:30 p.m.
Sat 11	Illinois* (BTN)	2 p.m.
Tue 14	at Nebraska* (BTN)	8 p.m.
Sat 18	at Wisconsin* (BTN)	12 p.m.
Thur 23	Michigan* (FS1)	8:30 p.m.
Sun 26	at Penn State* (BTN)	6:30 p.m.

MARCH

Thur 2	at Minnesota* (FS1)	7 p.m.
Sun 5	Northwestern* (BTN)	7:30 p.m.

*Denotes Big Ten Games
All Times are Eastern and subject to change

DEFENSIVE DOMINANCE

Rutgers' defense ranks in the top-15 nationally in scoring defense (fifth, 57.6), field goal percentage defense (seventh, 37.7%) and steals (10th, 9.8). RU leads the Big Ten in those categories, in addition to turnovers forced (16.05).

CLIFFORD OMORUYI DUNK KING

Junior center Clifford Omoruyi has continued his success from last season being one of the nation's top dunkers. He led the country in dunks heading into the NCAA Tournament last season and is off to another hot start in 22-23. Omoruyi has 45 dunks in 18 games thus far. That is good for fifth most in the country and the second most in the Big Ten.

STANDOUT STATS

Cam Spencer is currently fourth in the nation in total steals (50), averaging 2.63 per game (7th). The Davidsonville, Md. native is shooting 93.8 percent from the free throw line (45-of-48), which if he qualified for the NCAA stats would rank fifth nationally and lead the Big Ten. He is shooting 43.9% from three-point distance, which if he qualified would be 19th nationally and lead the Big Ten. He leads the Big Ten in steals (50) and is second with a 2.92 assist-turnover ration. He now leads RU at 13.6 points per game.

Clifford Omoruyi is leading RU with 10.2 rebounds per game, which is second in the Big Ten. His 37 blocks are third in the league. Caleb McConnell (third, 34) and Paul Mulachy (eighth, 25) join Spencer (first, 50) in the top-10 in the Big Ten in steals.

PIKIELL MILESTONES

Pikiell became the sixth coach in Rutgers history to notch 100 wins. Pikiell is just the sixth coach in Rutgers history to reach 100 wins at the helm of the Scarlet Knights (Tom Young: 239 wins, Frank Hill: 223 wins, Bob Wenzel: 128 wins, Bill Foster: 120 wins, Donald White: 105 wins). He is now 111-97 in his career at Rutgers. Another milestone was set when Pikiell reached 300 wins in his Division I coaching career.

RANKED REAPERS

Pikiell has been at the helm of the Scarlet Knights for 15 wins over ranked foes as the head coach: No. 1 Purdue, at No. 1 Purdue,

No. 8 Indiana, No. 9 Maryland, No. 12 Illinois, No. 13 Michigan State, No. 13 Illinois, No. 14 Wisconsin, No. 15 Seton Hall, No. 16 Ohio State, No. 16 Ohio State, No. 20 Penn State, No. 22 Iowa and No. 22 Seton Hall. He has defeated four top-10 teams in that span.

Last season, Pikiell moved past Tom Young for the most ranked wins for a coach in program history. The OSU victory marked consecutive games with a ranked win for RU for the first time since 2008. The win at No. 14 Wisconsin marked the first time RU had 3 ranked wins in consecutive games in school history. Rutgers is 10-3 at home in their last 13 games against ranked opponents at Jersey Mike's Arena, signaling the "Ranked Reapers" nickname as the team became the first unranked team in college basketball history to beat four ranked opponents in a row.

BIG TEN POW AWARD

Cam Spencer was recognized as the Co-Big Ten Player of the Week following his performances in the victories at Northwestern and vs. Ohio State, become the second RU player to win the award (previously: Geo Baker, twice). Spencer scored a season-high 23 points and made the game-winning shot at Northwestern, then followed it with a game-high 21 points with six assists and four steals to beat the Buckeyes. He was the first RU player to have back-to-back 20+ point games in Big Ten play since Ron Harper Jr. in December of 2020.

BACK-TO-BACK-TO-BACK

Head coach Steve Pikiell's goal for the 2022-23 season is to become the first team in Rutgers Basketball history to make it to the NCAA Tournament in three consecutive seasons. In 2021-22, the Scarlet Knights made the NCAA Tournament in back-to-back years for the first time since 1975-76. The Scarlet Knights achieved their third-consecutive winning season in 2021-22, a feat that had not been accomplished in over 30 years.

SETTING BIG TEN SUCCESS STANDARDS

Rutgers won its most games ever in the conference last season with a 12-8 record and had the best finish in school history with a fourth-place finish.

RUTGERS ATHLETIC COMMUNICATIONS
Chris Corso, Assistant AD/Communications
C: 631-241-0112
email: ccorso@scarletknights.com
Twitter: @CACorso

RUTGERS SCARLET KNIGHTS

13-6, 5-3 Big Ten

RV/RV/22/21..... **Rankings (AP/Coaches/NET/KenPom)**..... NR/NR/48/37

Steve Pikiell **Head Coach**..... Micah Shrewsberry

303-253 (.545) / 18..... **Overall/Seasons** 27-23 (.675) / 2

111-97 (.535) / 7..... **At School/Seasons** 27-23 (.675) / 2

PENN STATE NITTANY LIONS

13-6, 4-4 Big Ten

Record

Rankings (AP/Coaches/NET/KenPom)..... NR/NR/48/37

Head Coach..... Micah Shrewsberry

Overall/Seasons 27-23 (.675) / 2

At School/Seasons 27-23 (.675) / 2

GAMEDAY CENTRAL:	
DATE:	January 24, 2023
VENUE:	Jersey Mike's Arena
TIP-OFF:	6:30 p.m.
TV:	BTN
PLAY-BY-PLAY:	Jason Horowitz
ANALYST:	Stephen Bardo
RADIO:	
RWJBarnabas Health Rutgers Sports Network	
WCBS 880 (WCBS-AM), Audacy App, Scarlet Knights App	
Play-by-Play: Jerry Recco	
Analyst: Austin Johnson	
WRSU- Student Radio, 88.7 FM	

THE SERIES

The contest marks the 80th meeting lifetime between Rutgers and Penn State dating back to the initial meeting in 1922. PSU holds an overall 44-35 record. Since RU joined the Big Ten play for the 2014-15 season, the series is 8-5 PSU, and RU has won 4 of the past 9 meetings. Last season, RU claimed a 59-58 win to close out the regular season on Senior Day at Jersey Mike's Arena. RU has

RU VERSUS PENN STATE	
(35-44)	
2/24/22.....W.....	35-28 H
3/3/34.....W.....	35-34 A
12/29/34.....W.....	52-40 H
2/29/36.....L 43-45(OT) A	
3/9/38.....L.....	18-53 H
1/7/39.....L.....	21-44 A
2/3/40.....L.....	19-47 H
2/18/50.....W.....	64-51 A
2/17/51.....L.....	50-73 H
2/6/52.....L.....	52-66 A
2/7/53.....W.....	74-62 H
2/27/54.....L.....	59-76 A
12/18/54.....L.....	69-106 A
2/23/55.....L.....	64-83 H
12/14/55.....L.....	78-102 A
2/25/56.....L.....	72-82 H
12/5/56.....L.....	58-90 A
1/26/57.....L77-78(2OT) H	
1/4/58.....L.....	58-77 A
1/11/58.....W.....	64-63 H
1/10/59.....W.....	69-64 H
2/14/59.....L.....	56-74 A
2/13/60.....L.....	61-96 A
3/5/60.....L.....	59-85 H
3/4/61.....L.....	70-79 A
3/3/62.....W.....	67-62 H
3/2/63.....L.....	72-75 A
3/7/64.....L.....	82-91 H
3/7/65.....L.....	76-88 A
3/5/66.....W.....	71-61 H
3/4/67.....W.....	88-76 A
3/2/68.....W.....	97-83 H
3/1/69.....W.....	59-57 H
3/7/70.....L.....	62-65 A
3/6/71.....W.....	84-70 H
3/4/72.....L.....	66-77 A
3/3/73.....W.....	81-52 H
3/2/74.....W.....	81-63 A
1/5/77.....W.....	89-72 H
1/4/78.....L.....	79-81 A
1/20/79.....W.....	48-46 H
2/26/79.....W.....	67-57 N
1/19/80.....L.....	66-75 A
12/20/80.....L 76-78(OT) H	
3/5/83.....L.....	70-79 A
1/14/84.....L 80-83(OT) A	
2/23/84.....W.....	102-92 H
1/12/85.....W.....	88-71 A
2/21/85.....W.....	84-67 H
1/2/86.....L.....	56-65 H
2/1/86.....L.....	59-74 A
1/19/87.....L.....	60-80 A
2/21/87.....L99-102(OT) H	
1/10/88.....L.....	58-63 A
2/18/88.....W.....	65-61 H
2/2/89.....W.....	87-83 H
2/13/89.....L.....	65-93 A
3/9/89.....W.....	70-66 H
1/21/90.....W.....	61-59 H
2/15/90.....L.....	69-80 A
3/21/90.....L.....	55-58 H
1/28/91.....W.....	79-78 A
2/27/91.....W.....	92-70 H
12/10/03.....W.....	60-47 A
12/1/04.....L.....	80-83 H
3/14/06.....W.....	76-71 A
1/3/15.....W.....	50-46 H
1/24/15.....L.....	51-79 A
2/20/16.....L.....	70-58 H
1/1/17.....L.....	60-47 H
2/4/17.....W.....	70-68 A
1/27/18.....L.....	43-60 A
1/26/19.....W.....	64-60 A
3/6/19.....L.....	66-65 H
1/7/20.....W.....	72-61 H
2/26/20.....L.....	65-64 A
1/21/21.....L.....	75-67 A
1/11/22.....L.....	66-49 A
3/6/22.....W.....	59-58 H

won its last two home games against Penn State, also defeating a No. 20 ranked Penn State team in January of 2020 in a game where they overcame a 10-point first half deficit by shooting 51.7 percent after the break.

WITH A WIN

A victory over Penn State would represent:

- A 8-2 mark in the past 10 games
- The fifth win over Penn State in the last 10 meetings.
- 26-5 over the past two seasons at home

ABOUT RUTGERS

Rutgers holds a 5-3 record through eight conference games and a 13-6 mark overall. The Scarlet Knights return to action following the weekend off since the last game on Thursday night. Rutgers will play two of its next three games at Jersey Mike's Arena, then be away from the venue for three straight contests.

RUTGERS LAST TIME OUT

The Scarlet Knights were halted at Michigan State on a poor shooting night against the Spartans, falling 70-57. RU out-rebounded Michigan State 42 to 24 and had a season-high 18 offensive rebounds. Junior center Clifford Omoruyi led the way with his seventh double-double of the season with 12 points and 12 boards. Senior guard Paul Mulcahy notched 12 points on 5-for-8 from the field. The Bayonne, N.J. native had four assists and passed Anthony Farmer for sixth all-time in career assists at RU.

THE LAST 9 GAMES

- 7-2 record (wins over Wake Forest, Bucknell, Coppin State, Purdue, Maryland, Northwestern and Ohio State)
- Scoring margin of +10.0 (71.1 to 61.1)
- Holding opponents to 61.1 points per game, and under 65 points in seven of the nine games
- Cam Spencer leads the team in that span at 14.8 points per game
- Cliff Omoruyi is averaging a double-double in that span, 11.8 PPG (second on team) and team-best 10.9 RPG

ABOUT PENN STATE

Under second-year head coach Micah Shrewsberry, PSU enters the contest with a 13-6 record, one win away from tying last season's win total. PSU enters the game leading the nation in turnovers per game, second in assist-to-turnover ratio, fifth in three-pointers per game (10th in 3-point percentage) and 14th in free throw percentage. Guard Jalen Pickett is the Big Ten's leader in assists and assist-to turnover ratio, fourth nationally at 7.2 apg. Pickett also leads the team at 17.4 points per game and 7.9 rebounds per game. Andrew Funk scores 12.4 points per game and leads the Big Ten with 3.21 three-pointers per game. Seth Lundy also contributes 13.7 points and 6.2 rebounds a game. The Nittany Lions hold wins at No. 17 Illinois, Iowa, Indiana and over Nebraska in league play.

STOUT ON DEFENSE

The defense has turned up the pressure this season and currently fifth in the nation and leading the Big Ten in scoring defense, holding opponents to just 57.6 points per game.

Rutgers' current scoring defense is the best mark in the seven seasons under head coach Steve Pikiell, bettering the 62.6 PPG mark of the 2019-20 squad. Rutgers has not finished a season with a scoring defense better than 62.6 PPG since prior to the 2004-05 season.

RU has held 18 of its 19 opponents to date under their scoring average entering the game. The streak was snapped at Michigan State, as the Spartans bettered their average by just 0.3 points.

RU has held eight of those opponents to a total that is 20+ points below their average and 14 to 10+ points below their average.

10 of the 12 opponents at Jersey Mike's Arena this season have scored their new season-lows in points against the Scarlet Knights defense Rutgers has held 12 of its opponents to a new season-low in points scored.

Team:	Avg. Entering Game w/ RU:	Total Pts. vs. RU:
Columbia	67.4 (21-22)	35 (-32.4)
Sacred Heart	70.0	50 (-20.0)
UMass Lowell	98.5	65 (-33.5)
Temple	76.0	72 (-4.0)
Rider	76.3	46 (-30.3)
CCSU	65.8	49 (-16.8)
Miami	74.6	68 (-6.6)
Indiana	87.1	48 (-39.1)
Ohio State	80.5	67 (-13.5)
Seton Hall	71.6	45 (-25.6)
Wake Forest	76.7	57 (-19.7)
Bucknell	73.7	50 (-23.7)
Coppin State	75.5	57 (-18.5)
Purdue	77.2	64 (-13.2)
Maryland	72.8	50 (-22.8)
Iowa	81.7	76 (-5.7)
Northwestern	68.6	62 (-6.6)
Ohio State	78.9	64 (-14.9)
Michigan State	69.7	70 (+0.3)

AGAINST TOP SCORERS

Rutgers' defense has also been elite at shutting down key scorers for their opposition. A sampling of the opponents who entered the game as the team's leading scorer and were held well below their season average by the Scarlet Knights.

- *Damien Dunn (Temple)*
Entered: 29.7 PPG
Versus Rutgers: 7 Points

- *Tyrese Samuel (Seton Hall)*
Entered: 12.0 PPG
Versus Rutgers: 0 Points

- *Tyree Appleby (Wake Forest)*
Entered: 18.7 PPG
Versus Rutgers: 10 Points
- *Trayce Jackson-Davis (Indiana)*
Entered: 19.2 PPG
Versus Rutgers: 13 Points

- *Sam Sessoms (Coppin State)*
Entered: 22.8 PPG
Versus Rutgers: 12 Points

As of Monday, Rutgers was one of just 11 teams in the nation to not yet allow 80 points in a game. RU is the only Big Ten team and one of just three Power 5 schools on that list.

HOME COOKING

Rutgers is currently 11-2 at home this season.

Over the past four years, Rutgers home records:

- 2022-23: 11-2
- 2021-22: 14-3
- 2020-21: 10-4
- 2019-20: 18-1

As such, Rutgers enters the home game against Penn State:

- 25-5 over the past two seasons at home
- 35-9 over the past three seasons at home
- 53-10 over the past four seasons at home

FREE THROW PROWESS

Rutgers is shooting 74.0% from the line as a team this year. The best finish in the Steve Pikiell era was 70.0% last season. The last time RU finished a season above 70% from the free throw line was 2008-09 (71.8%). Rutgers' program record from the foul line was 76.8% in 1969-70.

1991 REUNIONS

Rutgers men's basketball's head coach Steve Pikiell and the Rutgers men's basketball family are thrilled to welcome back cherished members of RU history for three separate events during the 2022-23 season. There will be an all-letterwinners event at Madison Square Garden against Michigan State (Saturday, Feb. 4). The 1983 and 1991 teams were honored during January home games.

2022-23 SEASON TICKET RECORD

The Rutgers men's basketball home slate is officially sold out of season tickets entering the 2022-23 season at Jersey Mike's Arena. For the second consecutive season, RU has broken the season ticket sales record with a total 5,925 season tickets sold. Since the hiring of head men's basketball coach Steve Pikiell, RU has seen a positive increase in season tickets sold in every one of the seven seasons he's been at the helm. In total, there has been a 135% increase

in season ticket sales since 2016-17 season.

#THEKNIGHTHOOD

The Rutgers men's basketball program has a new hashtag for the 2022-23 season and beyond. As the team looks to become the first program in the university's history to reach the NCAA Tournament in three consecutive seasons, head coach Steve Pikiell is establishing #TheKnighthood.

TEAM CAPTAINS

Head coach Steve Pikiell announced that the three returning starters, Paul Mulcahy, Cliff Omoruyi, and Caleb McConnell are the team's three captains for this season.

MCCONNELL AND OMORUYI WATCHLISTS

Caleb McConnell has been chosen as a member of the watch list for the Julius Erving Award, given to the best small forward in the country. McConnell became the first player in RU history to win an individual award in the Big Ten last season with the Defensive Player of the Year Award.

Omoruyi has been chosen as a member of the watch list for the 2023 Kareem Abdul-Jabbar Award, given to the best center in the country. Omoruyi was selected to the 2022-23 All-Big Ten Preseason Team. Omoruyi is the first player in RU history to be selected to an All-Preseason Big Ten First Team.

COMMUNITY SERVICE INITIATIVES

A commitment to the community has been emblematic of Rutgers basketball under Steve Pikiell, with student-athletes community to participating in community service initiatives. The team annually participates in the Tunnel to Towers 5K Run & Walk in New York City in memory of those who lost their lives on September 11, 2001 and help benefit first responders and injured service members. The team has also volunteered at events for the Embrace Kids Foundation, Saturdays in Motion and the Rutgers Day School Clinic.

The season, Rutgers held an exhibition contest against Fairfield in partnership with Eric LeGrand in support of the Christopher Reeve Foundation. At the Rutgers Winter Village against Seton Hall, RU held a Holiday Toy Drive to benefit the New Brunswick Public School District pre-schools. Additionally, senior guard Paul Mulcahy has founded his own charitable foundation. The Grateful4 Foundation has the mission to spread the idea of gratitude and inspire a chain reaction of selfless acts. "Gratitude is an underappreciated and undervalued emotion that we believe is super special because it affects and relates to all people," Mulcahy explained. "No matter someone's age, race or socioeconomic status, we believe that everyone can feel a sense of gratitude. No matter what is going on in



DOWN GOES # 1:

RU DEFEATS NO. PURDUE 2-STRAIGHT YEARS

- Steve Pikiell's 300th career win was a special one. Rutgers men's basketball claimed another historic victory vs. Purdue on Monday night.
- The Scarlet Knights defeated a No. 1 ranked Boilermakers team for the second straight season, claiming its highest ranked road win in program history with a 65-64 win over Purdue at Mackey Arena.
- Junior guard Cam Spencer hit the game-winning three-pointer late for RU in the team's final possession. His triple with 14 seconds remaining gave the visitors the lead for good, with the defense holding stout at the other end. Spencer finished shooting (6-8) from the field with 14 points and three assists.
- "He's been a great addition to our program," Pikiell said. "He's a great kid from a great family. He's the whole package."

- Senior point guard Paul Mulcahy had a special night, posting a team and season-high 16 points. He also had a season-high eight rebounds while matching his career-high with four steals and posting six assists with zero turnovers. He now has 356 career assists, passing Damon Santiago for sole possession of 8th place all-time at RU in helpers. Mulcahy made the pass to Spencer on the game-winning play.
- "He's been terrific," Pikiell said of Mulcahy. "He's had a terrific career. He's a leader. Down the stretch, he wanted the ball. He makes good decisions, and he was great in this tough environment."
- The Scarlet Knights led for nearly 28 minutes in the contest, with the Boilermakers in front for just 6:53. RU led by 10 points at halftime (34-24), and stretched that to a game-high lead of 13 early in the second half. Purdue answered back to tie the game at 55-55. RU answered back with a 7-2 run, then Purdue got the lead back at 64-62. That's when Spencer hit the biggest shot of the night, and lead RU to the win.




DEFENSE FIRST:

RU RANKS TOP IN THE NATION IN MANY DEFENSIVE CATEGORIES

- Rutgers has only given up more than 65 points in two of the 19 games so far this season.
- The first 9 opponents at Jersey Mike's Arena had their season low in points scored.
- Rutgers ranks first in the Big Ten Conference in scoring defense.

- Rutgers' defense ranks in the top-15 nationally in scoring defense (fifth, 57.6), field goal percentage defense (6th, 37.8%) and steals (8th, 9.8).
- RU leads the Big Ten in those categories, in addition to and turnovers forced (16.05).
- Cam Spencer is second in the Big Ten Conference in steals (46).
- RU has held all but one opponent to less than their scoring average for the season. (4 opponents scored 30-39 points less than their average, 4 scored 20-29 plus points less, and 6 scored 10-19 points less.



CALEB McConnell: NATIONAL DEFENSIVE POY CANDIDATE

- Last year's Big Ten Defensive Player of the Year Caleb McConnell is making his case as a prime candidate for the nations Naismith National Defensive POY.
- McConnell has been the anchor of the top defensive in the Big Ten so far 57.7 points allowed per game, good for 4th in the nation.
- According to KenPom the Rutgers team defense is:
 - #4 Defensive Efficiency
 - #5 Steal %
 - #10 FG Defense
 - #16 TO %
 - #24 Three-Point Defense
- McConnell guards each teams top scorer and held them to some of their lowest scoring outputs of the season:

- Sam Sessoms (Coppin State) Entered: 22.8 PPG (12 Points)
- Tyrese Samuel (Seton Hall) Entered: 12.0 PPG (0 Points)
- Tyree Appleby (Wake Forest) Entered: 18.7 PPG (10 Points)

- "Caleb McConnell is not only the best defender in the conference, but the best in the whole country. I am able to do so much more defensively with McConnell's ability to guard positions 1 through 5. People always want to talk about scorers in this league. They should be talking about the amount of points Caleb takes off the board for the other team. He is paramount to our teams defensive success night in and night out." - Steve Pikiell
- McConnell missed the first five games of the season with a knee injury, but has returned right back to form in his first ten games averaging 2.2 steals-per-game, 10.1 points. 5.1 rebounds and 3.1 assists-per-game.
- McConnell became the first Scarlet Knight to win an individual award in the Big Ten last season when he was honored with The Big Ten Defensive Player of the Year after recording 70 steals and averaging 2.2 per-game last season.

No.	Name	Pos.	Ht.	Wt.	Cl.	Hometown / Previous School(s)
0	Derek Simpson	G	6-3	170	Fr.	Mt. Laurel, New Jersey / Lenape High School
1	Oskar Palmquist	F	6-8	220	Jr.	Kinna, Sweden / Central Pointe Christian Academy (Fla.)
2	Jalen Miller	G	6-2	220	So.	Frederick, MD. / Bishop Walsh
3	Mawot Mag	F	6-7	217	Jr.	Melbourne, Australia / Prolific Prep (Calif.)
4	Paul Mulcahy	G	6-7	213	Sr.	Bayonne, N.J. / Gill St. Bernard's
5	Aundre Hyatt	F	6-11	240	Sr.	The Bronx, N.Y. / Miller School / LSU
10	Cam Spencer	G	6-4	207	Ju.	Davidsonville, Md. / Boys Latin School of Maryland
11	Cliff Omoruyi	C	6-11	240	Jr.	Benin City, Nigeria / Roselle Catholic
13	Antwone Woolfolk	F	6-9	250	Fr.	Cleveland, Ohio. / Charles F. Brush High School
21	Dean Reiber	F	6-10	225	Jr.	Greensboro, N.C. / Northwest Guilford High School
22	Caleb McConnell	G	6-7	200	Gr.	Jacksonville, Fla. / SPIRE Academy (Ohio)
23	Andrew Fulin	F	6-6	195	Sr.	Demarest, N.J. / Northern Valley Regional
24	Antonio Chol	F	6-9	205	Fr.	Buffalo, N.Y. / Minnesota Prep Academy
25	Aiden Terry	G	5-11	150	Jr.	Mt. Washington, Ky. / Aspire Academy / Bullitt Central
30	Logan Stephens	G	6-2	197	So.	Decatur, Georgia / Woodward Academy

Staff

Head Coach: Steve Pikiell (Connecticut '90)
 Associate Head Coaches: Karl Hobbs (Connecticut '85) and Brandin Knight (Pittsburgh '05)
 Assistant Coaches: T.J. Thompson (George Washington '05)
 Chief of Staff: Steve Hayn (Stony Brook '91)
 Director of Basketball Operations: Mike Larkin (Albright '09)
 Director of External Operations: Tom Barrett (Temple '12)
 Director of Basketball Administration: Scott Scherer (Rutgers '20)
 Video Coordinator: Mike Sasso (Rutgers '20)
 Assistant Athletic Director/Strength & Conditioning: David VanDyke (Penn State '98)
 Athletic Trainer-Men's Basketball: Richard Campbell (Stephen F. Austin '09)
 Academic Services: Randi Larson (Penn State '98)
 Graduate Assistant: Tyler Cook (Rutgers '22)

Pronunciations

Mawot Mag..... MUH - watt
 Paul Mulcahy..... mull-KAY-he
 Cliff Omoruyi..... Oh-moR-EE
 Steve Pikiell..... PIKE-uhl
 Dean Reiber Ree - burr



#0 - DEREK SIMPSON

#1 - OSKAR PALMQUIST

#2 - JALEN MILLER

#3 - MAWOT MAG

#4 - PAUL MULCAHY

#5 - AUNDRE HYATT

#10 - CAM SPENCER

#11 - CLIFFORD OMORUYI

#13 - ANTWONE WOOLFOLK

#21 - DEAN REIBER

#22 - CALEB MCCONNELL

#23 - ANDREW FULIN

#24 - ANTONIO CHOL

#25 - AIDEN TERRY

#30 - LOGAN STEPHENS

STEVE PIKIELL

KARL HOBBS

BRANDIN KNIGHT


T.J. THOMPSON

2022-23 GAME BY GAME LEADERS


Category	22-23	Career
Double-Digit Scoring		
Cam Spencer	14	56*
Clifford Omoruyi	14	38
Caleb McConnell	9	36
Paul Mulcahy	7	26
Aundre Hyatt	10	14*
Mawot Mag	3	6
Derek Simpson	5	5
Dean Reiber		2
Antwone Woolfork	1	1
20+ Point Games	22-23	Career
Cam Spencer	2	15*
Clifford Omoruyi	4	5
Caleb McConnell		3
Paul Mulcahy		1
30+ Point Games	22-23	Career
Paul Mulcahy		1
Cam Spencer		1*
10+ Rebound Games	22-23	Career
Clifford Omoruyi	9	19
Caleb McConnell	2	6
Aundre Hyatt	1	2*
Double-Doubles	22-23	Career
Clifford Omoruyi	7	14
Caleb McConnell	1	5
Paul Mulachy		1
Led RU in Scoring	22-23	Career
Caleb McConnell	2	10
Clifford Omoruyi	8	8

Cam Spencer	6	6
Aundre Hyatt	2	2
Paul Mulcahy	3	4
Led RU in Rebounding	22-23	Career
Clifford Omoruyi	15	39
Caleb McConnell	2	13
Paul Mulcahy	2	9
Aundre Hyatt	1	3*
Cam Spencer	2	2
Derek Simpson	1	1
Mawot Mag	1	1
10+ Assist Games	22-23	Career
Paul Mulcahy		1
5+ Assist Games	22-23	Career
Paul Mulcahy	3	28
Cam Spencer	6	21*
Caleb McConnell	2	7
3+ Steal Games	22-23	Career
Caleb McConnell	4	21
Cam Spencer	10	21*
Paul Mulcahy	5	11
Aundre Hyatt	1	2
Mawot Mag		1
Derek Simpson	1	1
3+ Block Games	22-23	Career
Clifford Omoruyi	6	12
Aundre Hyatt		2*
Dean Reiber		1
Caleb McConnell		1

*-includes games from previous school



Scan here for more player stats



RON HARPER JR.:

LATEST SCARLET KNIGHT IN THE NBA

- Former Rutgers forward Ron Harper Jr. signed a two-way contract with the Toronto Raptors on the night of the 2022 NBA Draft on June 25.
- In four seasons at Rutgers, Harper Jr. played in 121 games with 109 starts. He scored 1,525 points and collected 622 rebounds, 94 steals and 78 blocks. He is tied for 12th all-time with RU legend Roy Hinson in points scored and 19th all-time in blocked shots. Harper Jr. made 181 career three-pointers, shot 43.9 percent from the field and was 34 percent from long range.
- Harper Jr. had his best season with the Scarlet Knights in 2021-22. Harper Jr. led the team with 15.8 points per game in 32 starts. The Franklin Lakes, N.J. native shot 44.2 percent from the field and a career-best 39.8 percent from three-point distance this season, along with 5.9 rebounds per game, a career-best 33 steals and 20 blocks.

- Harper Jr. became Pikiell's first signee to the NBA in his six seasons with Rutgers.
- Harper Jr. is the son of Maria and Ron Harper Sr. His mother Maria played Division 1 basketball at the University of New Orleans from 1993-96. She founded an AAU team Ring City and coached Ron on that team. His father was an AP All-American at Miami (Ohio) and had a 15-year career in the NBA, winning five titles combined with the Chicago Bulls and Los Angeles Lakers, while averaging 13.8 points over 1,009 career games.
- Harper Jr. became the first Scarlet Knight since Quincy Douby in 2005-06 to be named All-American. He is the 11th Scarlet Knight in program history to earn All-America honors. Harper Jr. also became the first Rutgers player to Win the Metropolitan Haggerty Award since Douby in 2005-06.
- Harper Jr. scored his first career points in the NBA against the Brooklyn Nets on Nov. 23 when he scored four points in the final minutes.
- Harper Jr. is currently playing in the NBA G-League for the Raptors 905 and he is averaging 18.5 points-per-game, 6.2 rebounds and 2.2 assists in his first 10 games played.

INDIVIDUAL PLAYER NOTES**CALEB MCCONNELL**

- Won the 2021-22 Big Ten Defensive Player of the Year Award, the first Rutgers player to win conference Defensive Player of the Year since Hamady Ndiaye in 2009-10. That marked only individual conference award for RU player since joining league in 2014.
- Named to 2021-22 Big Ten All-Defensive Team and Semifinalist for Naismith Defensive Player of the Year
- Led Big Ten in steals with career-high 70 last season.
- In first four seasons at Rutgers, saw action in 114 games with 60 starts.

2022-23 Season:

- Chosen as a member of the watch list for the 2023 Julius Irving, given to the best small forward in the country.
- Made season debut versus CCSU after missing the five games due to injury (knee)
- Excelled at Miami with 16 points, six rebounds and four assists
- Posted 16 points, 10 rebounds for double-double in win over No. 8/10 Indiana and won All-Met Player of the Week following Miami and Indiana performances.

PAUL MULCAHY

- 2021-22 Big Ten Honorable Mention.
- First three seasons at Rutgers: 92 games with 53 starts.
- Mulcahy led the Big Ten in conference play in assists (111 and 5.85 per game) last season
- Had a career-high 31 points, 7 rebounds and 7 assists in loss to Northwestern in 2021. First Scarlet Knight with over 30 points, 7 rebounds and 7 assists since Corey Sanders in Feb. of 2016.
- Mulcahy averaged 5.3 assists per game overall last season. The last Rutgers player to average more assists over a full season was Brian Ellerbe when he dished out 6.2 per game during the 1984-1985 season.

2022-23 Season:

- 8th all-time at RU in career assists
- Limited to 9 minutes vs. UMass Lowell and missed four games due to shoulder injury (Temple, Rider, CCSU, Miami). Team went 2-2 without him before returned in win over No. 8/10 Indiana.
- In the win at No. 1 Purdue, Mulcahy was the first RU player to ever post at least 16 points, 8 rebounds, 6 assists and 4 steals in a Big Ten win. No RU player in the past 12 seasons had reached that 16/8/6/4 statline with zero turnovers.
- Followed that with team-high 15 points against Maryland, first time in his RU career leading the team in scoring in back-to-back games.

CLIFF OMORUYI

- Pronunciation: O-MOR-EE
- Named to Preseason All-Big Ten team by media, third RU selection since joining the conference (Geo Baker and Ron Harper Jr.)
- Chosen as a member of the watch list for the 2023 Kareem Abdul-Jabar Award, given to the best center in the country.
- Honored as a 2021-22 Big Ten Honorable Mention and the selection to the 2021-22 Big Ten's Sportsmanship Team.
- Had breakout season last year, averaging 11.9 points-per-game and leading the team with 7.8 rebounds.

2022-23 Season:

- Leading team in rebounds (10.2) and second in points (13.2)
- Three straight double-doubles, all with 20+ points, vs. UMass Lowell, Temple and Rider. Has 6 double-doubles on the season.
- Has scored in double-figures in 14 of 19 games, with four total games of 20+ points.
- Has reached double digit rebounds in 9 games.

MAWOT MAG

- Forward played in 40 games in first two seasons as a Scarlet Knight, making two starts.
- Has battled through injuries last season and is expected to be one of the most athletic players on the Scarlet Knights roster

2022-23 Season:

- In starting lineup for all games, averaging 7.6 points and 5.4 rebounds
- Career-high nine boards in win over #8 Indiana
- Made game-sealing three-pointer in OT, with career-high 15 points and collecting eight rebounds against Ohio State

AUNDRE HYATT

- Spent three seasons at LSU, redshirting as a true freshman and played in 53 games there with 17 starts.
- Averaged 4.3 points per game in 32 games (one start) in first season at RU
- Started season opener vs. Columbia, scoring 12 points and had 10 rebounds for second career double-double
- Appeared in 24 games in 2020-21 with 15 starts for an LSU squad that earned a No. 8 seed in the NCAA tournament
- Shined in LSU's 1st round NCAA Tournament win over St. Bonaventure, posting a double-double with 13 points and 10 rebounds, while adding four blocks and two assists

2022-23 Season:

- Starter in nine games, averaging 9.2 points.

- Had a career-high 19 points against UMass Lowell and double-figures in 6 of first 8 games, including first double-double at RU in opener (12 points, 10 rebounds against Columbia).
- Has scored double-figures in 10 games.

CAM SPENCER

- Joins RU as a transfer from Loyola University Maryland, with two seasons of eligibility
- Named All-Patriot League First Team after a 2021-22 season where he averaged 18.9 points per game, 4.8 rebounds and 2.2 assists
- Led the Patriot League in points, steals (2.3) and minutes (37.0)
- Spencer was second in the conference in free-throw percentage (85.8), eighth in assists per game (3.2) and second in assist-to-turnover ratio (2.4:1).

2022-23 Season:

- Named Big Ten Co-Player of the Week on Jan. 17
- Leading team in scoring, averaging 13.9 points per game.
- Shooting 94% (45-of-48) at the free throw line
- Scored 17, 18, 15, 17, 19 and 18 points in first six games with the team as starter, averaging 17.3 points per game in that span.
- One of the nation's top defenders thus far, with 47 steals, including six in the opener.
- Made game-winning three-pointer with 14 seconds remaining in victory at No. 1 Purdue
- Again hit game-winning three-pointer in final minute, along with season-high 23 points on career-best six made threes in win at Northwestern.
- Posted team-high 21 points in win over Ohio State
- Has scored in double-figures in 14 games.

DEREK SIMPSON

- Freshman guard from Mount Laurel, N.J.
- Local product that played competitive in AAU basketball for the South Jersey Titans.

2022-23 Season:

- 11 points vs. Sacred Heart and 16 points against UMass Lowell.
- Started his career 10-of-10 from free throw line
- Made three starts
- Posted 14 points against CCSU
- Scored 14 points in 2nd half of breakthrough performance against No. 8/10 Indiana with his own 8-0 run in the second half

DEAN REIBER

- Valuable reserve center who has seen action in 41 career games entering 2022-23.
- Posted career-high 12 points in win over No. 13 Michigan State last season.

2022-23 Season:

- Averaging 6.3 minutes per game

OSKAR PALMQUIST

- Junior in fourth year with program, having originally joined RU in 2019-20 season as early enrollee, taking a redshirt.
- Has seen action in 27 games at RU entering the season.

2022-23 Season:

- Seen action in eight games with 27 minutes played

JALEN MILLER

- Sophomore guard known for being one of the best defenders on the roster
- Played in 24 games as a freshman

2022-23 Season:

- Seen action in 11 games
- Career-high six points against CCSU.

ANTWONE WOOLFOLK

- 6-9, 250 pound freshman. Also received offers to play college football at tight end.

2022-23 Season:

- Logged double-digit minutes in seven of his 14 games played, seeing action in every game
- Had a career-high nine rebounds in win over Rider and 10 points in win over Coppin State
- The Rutgers Student section has worn wolf masks and named themselves "TheWolf Folks" in honor of his nickname "Wolf"

ANTONIO CHOL

- 6-8, 205-pound forward from Buffalo, N.Y. who decided to forgo his final year of eligibility at Minnesota Prep Academy in Brooklyn Park, Minnesota to enroll at Rutgers in mid-August.

2022-23 Season:

- Played in four games thus far, averaging 4.8 minutes-per-game.

LOGAN STEPHENS

- Walk-on from Georgia in second season
- Scored his first-career basket with an and one in the home-opener against Columbia.

AIDEN TERRY

- Third-season preferred walk-on
- Secured offensive rebound vs. Sacred Heart
- Scored the first basket of his career in win over Rider

RUTGERS CAREER RECORD BOOK

Assists

1. Eddie Jordan - 585
2. Geo Baker - 496
3. Brian Ellerbe - 495
4. Geoff Billet - 428
5. Myles Mack - 425
6. Paul Mulcahy - 372

Steals

1. Eddie Jordan - 220
2. Myles Mack - 211
3. Rashod Kent - 189
4. Caleb McConnell - 184

Field Goal Percentage

1. Rashod Kent - .603 (432-of-721)
2. Myles Johnson - .599 (270-of-451)
3. **Cliff Omoruyi - .569 (293-of-515)**
4. Gene Armstead - .555 (422-of-760)

Blocks

14. Eugene Dabney - 97
15. Gregory Echenique - 94
16. **Cliff Omoruyi - 93**

SINGLE SEASON RECORDS

Three-Point Percentage

1. Tom Savage (1988-89) (81-171)/.474
2. Myles Mack (2012-13) (61-132)/.462
3. Donnell Lumpkin (1989-90) (54-122)/.443
4. **Cam Spencer (2022-23) (43-98)/.439**

Free-Throw Percentage (Previous Minimum Used: 75 Attempts)

1. **Cam Spencer (2022-23): 93.8%**
2. Steve Kaplan (1969-70): 92.7%
3. Bob Lloyd (1966-67): 92.1%
4. Geoff Billet (1995-96): .900

Steals

11. Myles Mack (2014-15) 56
- Myles Mack (2012-13) 56
- Mike Sherrrod (2001-02) 56
- James Bailey (1977-78) 56
15. Steve Worthy (1991-92) 55
16. Myles Mack (2013-14) 54
- James Beatty (2010-11) 54
18. Jerome Coleman (2002-03) 52
- Rashod Kent (1999-00) 52
20. Corey Chandler (2007-08) 51
- Mike Jones (1991-92) 51
- Kelvin Troy (1979-80) 51
- Deshawn Freeman (2017-18) 51
- Geo Baker (2018-19) 51

Cam Spencer: 50

LAST TIME...

RU Scored 100+ Points	Feb. 3, 2016; Illinois 110, Rutgers 101 (3OT)
RU Scored 90-99 Points	Jan. 8, 2021; Rutgers 93, Nebraska 65
RU Scored 40 or Fewer Points	March 3, 2014; No.5 Louisville 92, Rutgers 31
RU Allowed 100+ Points	Feb. 3, 2016; Illinois 110, Rutgers 101 (3OT)
RU Allowed 90-99 Points	March 12, 2021; No. 3 Illinois 90, Rutgers 68
RU Allowed 40 or Fewer Points	Nov. 7, 2022; Rutgers 75, Columbia 35
RU Defeated a Nationally Ranked Opponent	Jan. 2, 2023; Rutgers 65, No. 1 Purdue 64
RU Defeated a Top-10 Opponent	Jan. 2, 2023; Rutgers 65, No. 1 Purdue 64
RU Won via Buzzer-Beating Shot	Dec. 9, 2021; Rutgers 70, No. 1 Purdue 68 (Ron Harper Jr.)
RU Won in Overtime	Jan. 15, 2023; Rutgers 68, Ohio State 64
RU Won in Double Overtime	Dec. 29, 2012; Rutgers 85, No. 10 Florida 83
RU Won in Triple Overtime	Feb. 27, 1988; Rutgers 119, UMass 114
Opponent Won in Overtime	Feb. 1, 2022; Northwestern 79, Rutgers 78
Opponent Won in Double Overtime	March 16, 2022; Notre Dame 89, Rutgers 87 (NCAA First Four)
Opponent Won in Triple Overtime	Feb. 3, 2016; Illinois 110, Rutgers 103
RU Won by 30+ Points	Nov. 26, 2022; Rutgers 83, CCSU 49
RU Won by 40+ Points	Nov. 7, 2022; Rutgers 75, Columbia 35
RU Lost by 30+ Points	Jan. 15, 2019; Purdue 89, Rutgers 54
RU Held Under 40 Points	Nov. 29, 2014; No. 8/7 Virginia 45, Rutgers 26
RU Held Opponent Under 40 Points	Nov. 7, 2022; Rutgers 75, Columbia 35
All 5 RU Starters Scored in Double Figures	Cam Spencer (17), Aundre Hyatt (12), Cliff Omoruyi (10), Paul Mulcahy (10), Mawot Mag (10) Nov. 7, 2022; Rutgers 75, Columbia 35
5 Different Rutgers Players Scored in Double Figures	Cam Spencer (15), Cliff Omoruyi (14), Caleb McConnell (13), Paul Mulcahy (10), Aundre Hyatt (8) Dec. 17, 2022; Rutgers 81, Wake Forest 57
6 RU Players Scored in Double Figures: Clifford Omoruyi (17), Ron Harper Jr. (17), Paul Mulcahy (16), Dean Reiber (12), Geo Baker (12), Caleb McConnell (12)	Feb. 5, 2022; Rutgers 84, No. 13 Michigan State 63
RU Committed Four Turnovers or Less	February 18, 2021; 3, No. 3 Michigan 71, Rutgers 64
RU Player Had 10 or More Assists	Geo Baker (10) Feb. 24, 2021; Rutgers 74, Indiana 63
RU Had Two or More Players Score 20+ Points	Caleb McConnell (23), Ron Harper Jr. (22) March 16, 2022; Notre Dame 89, Rutgers 87 (NCAA First Four)
RU Had Two or More Players Score 25+ Points	JJ Moore (27), Myles Mack (25) Feb. 1, 2014; Rutgers 93, Houston 70
Two RU Players Had Double-Doubles	Ron Harper Jr. (13 points, 11 rebounds), Clifford Omoruyi (11 points, 13 rebounds) Nov. 13, 2021; Rutgers 48, Merrimack 35
RU Player Had a Triple-Double	Roy Hinson (24 pts., 10 reb., 10 blocks) Mar. 2, 1983, Rhode Island
RU Player Had Quadruple Nickel	Geo Baker (11 pts, 5 reb., 5 ast, 5 stls) Jan. 28, 2021; Michigan State
RU Players Had 15 or More Rebounds	Myles Johnson (16) Dec. 14, 2020; Rutgers 74, Maryland 60
RU Player Had Six or More Steals	Cam Spencer (6) Nov. 7, 2022; Rutgers 75, Columbia 35
RU Player Had Seven or More Blocks	Myles Johnson (7) Feb. 24, 2021; Rutgers 74, Indiana 63
RU Player Scored 30-39 Points	Paul Mulcahy (31) February 1, 2022; Northwestern
RU Player Scored 40+ Points	Quincy Douby (41) Feb. 1, 2006; Syracuse
RU Opponent Scored 30-39 Points	Payton Willis (32) Jan. 22, 2022; Minnesota
RU Opponent Scored 40+ Points	Marcus Hatten (44) March 6, 2003; St. John's

RUTGERS ALL-TIME WINS OVER RANKED OPPONENTS

Jan. 5, 1974#19 SYRACUSEW93-79
Feb. 22, 1975at #17 LaSalleW96-84
Feb. 2, 1976at #17 PrincetonW75-62
March 6, 1976vs. #16 St. JohnsW70-67
Feb. 19, 1977vs. #10 CincinnatiW89-70
Dec. 10, 1977#13 ST. JOHN'SW72-61
Jan. 28, 1978#10 SYRACUSEW77-73
March 10, 1979vs. #11 GeorgetownW64-58
Dec. 3, 1981vs. #8 UCLAW57-54
Feb. 27, 1982#6 WEST VIRGINIAW74-64
Nov. 27, 1990#23 MISSOURIW68-60
Dec. 7, 1991#24 UNLVW91-85 (OT)
Dec. 20, 1997at #16 TempleW72-63
Feb. 21, 1998#21 SYRACUSEW62-58
March 4, 1998vs. #23 West VirginiaW75-72
Jan. 18, 1999#18 SYRACUSEW74-71
Feb. 4, 2001at #22 Seton HallW70-64
Jan. 5, 2002#24 GEORGETOWNW89-87
Jan. 30, 2002#17 CONNECTICUTW61-53
Feb. 2, 2002#14 SYRACUSEW82-74
Feb. 17, 2002#13 MIAMIW64-61
Jan. 29, 2003#24 SYRACUSEW68-65
March 1, 2003#9 NOTRE DAMEW95-82
Jan. 10, 2004#25 PROVIDENCEW65-64
Jan. 28, 2006#22 LOUISVILLEW65-56

RUTGERS ALL-TIME WINS OVER RANKED OPPONENTS

Jan. 23, 2008#18 VILLANOVAW80-68
Jan. 26, 2008at #13 PittsburghW77-64
Feb. 14, 2010#7 GEORGETOWNW71-68
Feb. 10, 2011#9 VILLANOVAW77-76
Dec. 29, 2011#10 FLORIDAW85-83 (2OT)
Jan. 7, 2012#8 CONNECTICUTW67-60
Jan. 5, 2013#24 PITTSBURGHW67-62
Jan. 11, 2015#4 WISCONSINW67-62
(Head Coach Steve Pikiell Takes Helm Ahead Of 2016-17 Season)			
Dec. 16, 2017#15 SETON HALLW71-65
Jan. 9, 2019#16 OHIO STATEW64-61
March 2, 2019at #22 IowaW86-72
Dec. 14, 2019#22 SETON HALLW68-48
Jan. 7, 2020#20 PENN STATEW72-61
Feb. 15, 2020#22 ILLINOISW72-57
March 3, 2020#9 MARYLANDW78-67
Dec. 20, 2020#13 ILLINOISW91-88
Dec. 9, 2021#1 PURDUEW70-68
Feb. 5, 2022#13 MICHIGAN STATEW84-63
Feb. 9, 2022#16 OHIO STATEW66-64
Feb. 12, 2022at #14 WisconsinW73-65
Feb. 16, 2022#12 ILLINOISW70-59
Dec. 3, 2022#8 INDIANAW63-48
Jan. 2, 2023at #1 PurdueW65-64

Rutgers Big Ten Game Records
(since 2014-15)

INDIVIDUAL

Points

1. 39.....Sanders, Corey; Illinois; 2/3/16 (30T) (FR)
2. 31.....Harper Jr., Ron; at Maryland 1/15/21
31.....Sanders, Corey; Purdue; 2/3/18
31.....Mulcahy, Paul; Northwestern; 2/1/22
3. 30.....Sanders, Corey; Northwestern; 2/13/18 (OT)
30.....Harper Jr., Ron; No. 1 Purdue; 12/9/21
5. 29.....Harper Jr., Ron; at Iowa; 1/22/20
29.....Harper Jr., Ron; vs. Nebraska; 1/8/22
6. 28.....Sanders, Corey; at Nebraska; 2/6/16 (FR)
28.....Sanders, Corey; vs Indiana; 3/1/18 (B1G)
28.....Harper Jr., Ron; vs. Illinois; 12/20/20
9. 27.....Harper Jr., Ron; at Iowa; 3/2/19 (FR)
27.....Harper Jr., Ron; vs. Illinois; 2/15/20
27.....Harper Jr., Ron; at Maryland; 12/14/20
27.....Baker, Geo; vs. Michigan; 1/4/22
12. 26.....Mack, Myles; at Minnesota; 1/17/15
13. 25..... Baker, Geo; vs Purdue; 3/2/18 (B1G) (FR)
25..... McConnell, Caleb; at Illinois; 2/9/19 (OT) (FR)
25..... Baker, Geo; vs Northwestern; 2/9/20 (OT)
25..... Mathis, Montez; vs. Purdue; 12/29/20
25..... Baker, Geo; at Minnesota; 1/22/22
25..... Baker, Geo; vs. Ohio State; 2/9/22

Field Goals

1. 14..... Sanders, Corey; Illinois; 2/3/2016 (30T)
2. 13..... Sanders, Corey; Purdue; 2/3/18
3. 12..... Sanders, Corey; at Nebraska; 2/6/16 (FR)
12..... Sanders, Corey; vs Indiana; 3/1/18 (B1G)
5. 11..... Sanders, Corey; Northwestern; 2/13/18 (OT)
11..... Sanders, Corey; vs Purdue; 3/2/18 (B1G)
11..... Harper Jr., Ron; vs. Illinois; 2/15/20
8. 10..... Numerous players

Field Goals Attempted

1. 33..... Sanders, Corey; Illinois; 2/3/16 (30T) (FR)
2. 27..... Sanders, Corey; Purdue; 2/3/18
3. 23..... Sanders, Corey; at Michigan St.; 1/10/18 (OT)
4. 22..... Sanders, Corey; Northwestern; 2/13/18 (OT)
5. 20..... Baker, Geo; vs Purdue; 3/2/18 (B1G) (FR)
20..... Sanders, Corey; at Nebraska; 2/6/16 (FR)
20..... Sanders, Corey; Purdue; 1/18/16 (FR)
20..... Sanders, Corey; vs Minnesota 2/28/18 (B1G)
20..... Sanders, Corey; vs Indiana; 3/1/18 (B1G)
20..... Sanders, Corey; vs Purdue; 3/2/18 (B1G)
20..... Harper Jr., Ron; at Ohio State; 12/23/20

Field Goal Percentage (8 made)

1. 100.0..... McConnell, Caleb; at Neb. 1/3/20 (8-8)
2. 80.0..... McConnell, Caleb; at Illinois; 2/9/19 (8-10) (OT) (FR)
3. 78.5..... Harper Jr., Ron; vs. Illinois; 2/15/20
4. 76.9..... Mulcahy, Paul; Northwestern; 2/1/22
5. 75.0..... Paul Mulcahy, at Maryland; 1/15/22
6. 71.4..... Harper Jr., Ron; at Iowa; 1/22/20 (10-14)
7. 69.2..... Harper Jr., Ron; at Iowa; 3/2/19 (9-13) (FR)
8. 66.7..... Jack, Kadeem; at Penn State; 1/24/15 (8-12)
66.7..... Harper Jr., Ron; vs Indiana; 2/24/21 (8-12)
66.7..... Harper Jr., Ron; No. 1 Purdue; 12/9/21 (10-15)
9. 64.3..... Laurent, Jonathan; Illinois; 2/3/16 (9-14) (FR)
10. 64.2..... Omoruyi, Clifford Northwestern; 2/1/22
11. 62.5..... Jack, Kadeem; at Michigan; 3/7/15 (10-16)
12. 61.5..... Jack, Kadeem; Wisconsin; 1/11/15 (8-13)
61.5..... Ron Harper Jr.; vs. Nebraska; 1/8/22(8-13)

3-Point FGs

1. 7..... Baker, Geo; at Minnesota; 1/22/22
2. 6..... Harper Jr. Ron; at Maryland; 1/15/22
6..... Baker, Geo; vs Indiana; 2/24/21
6..... Spencer, Cam; at Northwestern; 1/11/23
4. 5..... Harper Jr., Ron; vs. Illinois; 2/15/20
5..... Harper Jr., Ron; at Maryland; 12/14/20
5..... Harper Jr., Ron; vs. Illinois; 12/20/20

- 5 Johnson, Nigel; vs. Northwestern; 3/9/17 (B1G)
- 5..... Mathis, Montez; vs. Purdue; 12/29/20
- 5..... Harper Jr., Ron; No. 1 Purdue; 12/9/21
- 5..... Harper Jr., Ron; vs. Michigan; 1/4/22
- 5..... Harper Jr., Ron; at Indiana; 3/2/22

3-Point FGs Attempted

1. 14..... Baker, Geo; at Minnesota; 1/22/22
- 11..... Sanders, Corey; Illinois; 2/3/16 (FR) (30T)
11..... Baker, Geo; vs Indiana; 2/24/21
3. 10..... Mack, Myles; at Maryland; 1/14/15
10..... Harper Jr., Ron; at Ohio State; 12/23/20
10..... Harper Jr., Ron; No. 1 Purdue; 12/9/21

Free Throws

1. 12..... Harper Jr., Ron; vs. Penn State; 1/7/20
12..... McConnell, Caleb; vs. Purdue; 1/28/20
3. 10..... Harper Jr., Ron; vs. Nebraska; 1/8/22
4. 9..... Sanders, Corey; Illinois; 2/3/16 (FR) (30T)
9..... Omoruyi, Eugene; Penn State, 3/6/19
9..... Mulcahy, Paul; Northwestern; 2/1/22
5. 8..... Baker, Geo; Indiana; 1/30/19
8..... Grier, Omari; at Ohio State 1/13/16
8..... Mack, Myles; at Minnesota; 1/17/15
8..... Mack, Myles; at Purdue; 2/26/15
8..... Omoruyi, Eugene; at Indiana, 3/10/19
8..... Yeboah, Akwasi; vs Northwestern; 2/9/20 (OT)

Free Throws Attempted

1. 13..... Sanders, Corey; Illinois; 2/3/216 (FR) (30T)
2. 12..... Sanders, Corey; Illinois; 2/25/18
12..... Harper Jr., Ron; Penn State; 1/7/20
12..... McConnell, Caleb; vs. Purdue; 1/28/20
4. 11..... Omoruyi, Eugene; Penn State, 3/6/19
11..... Omoruyi, Eugene; at Indiana, 3/10/19
11..... Mulcahy, Paul; Northwestern; 2/1/22
6. 10..... Daniels, Bishop; at Purdue; 2/26/15
10..... Mathis, Montez; Northwestern; 1/18/19 (FR)
10..... Mathis, Montez; Nebraska; 1/21/19 (FR)
10..... Harper Jr., Ron; vs. Nebraska; 1/8/22

Free Throw Percentage (7 made)

1. 100.0..... Harper Jr., Ron; Penn State; 1/7/20 (12-12)
- 100.0..... Baker, Geo; Indiana; 1/30/19 (8-8)
- 100.0..... Grier, Omari; at Ohio State; 1/13/16 (8-8)
- 100.0..... Williams, Mike; Nebraska; 1/9/16 (7-7)
- 100.0..... Harper Jr., Ron; Nebraska; 1/8/22 (10-10)

Rebounds

1. 16..... Jack, Kadeem; Maryland; 3/3/15
16..... Lewis, Greg; Illinois; 2/3/16 (30T)
16..... Johnson, Myles; at Maryland; 12/14/20
4. 14..... Myles Johnson; at Nebraska; 1/3/20
14..... Johnson, Myles; vs Michigan State; 1/28/21
14 Johnson, Myles; vs Northwestern; 2/13/21
14..... Omoruyi, Cliff; vs. Iowa; 1/19/22
8. 13..... Johnson, Myles; Illinois; 12/20/20
13..... Johnson, Myles; Indiana; 3/11/21
13..... Omoruyi, Cliff; Maryland; 1/25/22
13..... Omoruyi, Cliff; Illinois; 2/16/22
13..... Omoruyi, Cliff; Maryland; 1/5/23
12. 12..... Foreman, D.J.; at Michigan State; 1/31/16
12..... Freeman, Deshawn; at Minnesota; 12/3/17
12..... McConnell, Caleb; Minnesota; 1/19/20
12..... Johnson, Myles; vs. Wisconsin; 1/15/21
12..... Harper Jr., Ron; at Indiana 1/24/21
12..... Johnson, Myles; vs. Minnesota; 2/4/21
12..... Omoruyi Cliff; vs. Michigan; 1/4/22
12..... Omoruyi Cliff; at Penn State; 1/11/22
12..... Omoruyi Cliff; at Indiana; 3/2/22

Assists

1. 12..... Mulcahy, Paul; Michigan State; 2/5/22
12..... Sanders, Corey; Illinois; 2/3/16 (FR) (30T)

- 10..... Baker, Geo; vs Indiana; 2/24/21
2. 9..... Sanders, Corey; Iowa; 1/21/16 (FR)
9..... Baker, Geo; at Iowa; 3/2/19
9..... Mulcahy, Paul; at Minnesota; 1/22/22
9..... Mulcahy, Paul; vs. Iowa, 3-11-22 (B1G)
5. 8..... Mack, Myles; at Minnesota; 1/17/15
8..... Mack Myles; at Indiana; 1/31/15
8..... Sanders, Corey; Iowa; 1/17/18
8..... Mulcahy, Paul; No. 1 Purdue; 12/9/21
9. 7..... Daniels, Bishop; at Illinois; 2/16/16
7..... Baker, Geo; vs. Illinois; 2/15/20
7..... Young, Jacob; vs Indiana; 2/24/21
7..... Geo Baker; vs. Indiana; 3/11/21 B1G
7..... Baker, Geo; vs. Michigan; 1/4/22
7..... Geo Baker, at Maryland; 1/15/22
7..... Mulcahy, Paul; vs. Iowa; 1/19/22
7..... Mulcahy, Paul; vs. Maryland; 1/25/22
7..... Mulcahy, Paul; Northwestern; 2/1/22

Steals

1. 6..... McConell Caleb; Wisconsin; 2/12/22
2. 5..... Daniels, Bishop; Indiana; 12/30/15
5..... Freeman, Deshawn; vs Indiana; 3/1/18
5..... Baker, Geo; vs. Iowa; 2/16/19
5..... Baker, Geo; vs Michigan State; 1/28/21
6. 4..... Mulcahy, Paul; at Purdue; 1/2/23
4..... Young, Jacob; at Michigan; 2/1/20
4..... Baker, Geo; Iowa; 1/17/18 (FR)
4..... McConnell, Caleb; at Ohio St.; 2/2/19 (FR)
4..... Etou, Junior; Ohio State; 2/8/15
4..... Freeman, Deshawn; at Purdue; 1/3/18
4..... Mack, Myles; vs Minnesota; 3/11/15
4..... Sanders, Corey; at Michigan; 1/27/16 (FR)
4..... Sanders, Corey; at Illinois; 1/30/18
4..... Williams, Mike; Ohio State; 2/13/16
4..... Baker, Geo; Nebraska; 1/29/22
4..... Mulcahy, Paul; Nebraska; 1/29/22
4..... Mulcahy, Paul; Northwestern; 2/1/22
4..... McConnell, Caleb; Michigan State; 2/5/22
4..... McConnell, Caleb; Ohio State; 2/9/22
4..... McConnell, Caleb; Wisconsin; 2/12/22
4..... McConnell, Caleb; Illinois; 2/16/22
4..... McConnell, Caleb; Iowa; 1/8/23
4..... Spencer, Cam; Ohio State; 1/15/23

Blocks

1. 7..... Johnson, Myles; vs Indiana; 2/24/21
2. 6..... Cliff Omoruyi; vs. Ohio State; 1/15/23
2. 5..... Johnson, Myles; vs. Nebraska; 1/25/20
5..... Johnson, Myles; at Indiana 1/24/21
5..... Johnson, Myles; vs Mich. State; 1/28/21
5. 4..... Johnson, Myles; vs Northwestern; 2/13/21
4..... Johnson, Myles; at Nebraska; 3/1/21
4..... Omoruyi, Cliff; Nebraska; 1/29/22
4..... Omoruyi, Cliff; at Indiana; 3/2/22

TEAM

Points

1. 101..... Illinois; 2/3/16 (30T)
2. 93..... vs. Nebraska; 1/8/22
3. 91..... Illinois; 12/20/20
4. 94..... at Illinois; 2/9/19 (OT)
5. 86..... at Iowa; 3/2/19
6. 85..... at Purdue; 2/26/15
7. 84..... Michigan State; 2/5/22
8. 81..... vs. Purdue; 12/29/20
9. 80..... at Minnesota; 1/17/15
80..... Iowa; 1/17/18
80..... at Iowa; 1/22/20

Field Goals

1. 39..... Illinois; 2/3/16 (30T)
2. 37..... at Illinois; 2/9/19 (OT)
3. 35..... vs. Nebraska; 1/8/22
4. 34..... at Nebraska; 1/3/19

FGs Attempted

1. 85.....Illinois; 2/3/16 (30T)
2. 83.....at Michigan; 2/1/20
3. 74.....at Minnesota; 12/3/17
4. 73.....at Illinois; 2/9/19 (OT)
5. 71.....Iowa; 1/2/21

Field Goal Percentage (20 made)

1. 61.5.....Michigan State; 2/5/22 (32-52)
2. 58.3.....vs. Nebraska; 1/8/22 (35-60)
3. 58.0.....vs Indiana; 3/1/18 (29-50) (B1G)
4. 54.0.....at Nebraska; 1/3/19
5. 54.3.....Wisconsin; 1/11/15 (25-46)
6. 53.7.....Iowa; 1/17/18 (29-54)
7. 53.2.....Ohio State; 2/5/22 (25-47)
7. 53.1.....vs Minnesota; 2/4/21 (26-49)
8. 52.6.....at Michigan; 3/7/15 (30-57)
9. 52.1.....vs. No. 1 Purdue; 12/9/21 (25-48)
10. 51.9.....at Ohio State; 12/8/22 (28-54)

Three-Point Field Goal Percentage (5 made)

1. 71.4.....vs. Minnesota; 2/23/16 (5-7)
2. 62.5.....vs. Wisconsin; 1/5/18 (5-8)
3. 58.0.....at Wisconsin; 2/12/22 (7-12)
4. 55.8.....Nebraska; 1/8/22 (10-18)
5. 53.3.....vs. Minnesota; 3/5/16 (8-15)
6. 52.4.....vs. Purdue; 12/29/20
7. 50.0.....at Purdue; 3/7/20 (9-18)
- 50.0.....vs. Purdue; 2/3/18 (6-12)
- 50.0.....vs. No. 1 Purdue; 12/9/21 (7-14)
8. 47.8.....vs. Iowa; 2/16/19 (11-23)
9. 47.8.....vs. Michigan 1/4/22(11-23)

3-Point FGs

1. 11.....at Iowa; 3/2/19
- 11.....vs. Purdue; 12/29/20
- 11.....vs Indiana; 2/24/21
- 11.....vs. Michigan 1/4/22
- 11.....at Northwestern; 1/11/23
5. 10.....at Ohio State; 12/23/20
- 10.....vs. Nebraska; 1/8/22
- 10.....at Maryland; 1/15/22
6. 9.....at Purdue; 3/7/20
- 9.....at Ohio State; 2/12/20
- 9.....at Maryland; 12/14/20
- 9.....Iowa; 1/2/21
10. 8.....Illinois; 2/3/16 (30T)
- 8.....Michigan State; 11/30/18
- 8.....Illinois; 12/20/20
- 8.....at Indiana 1/24/21
- 8.....vs Maryland 1/25/22

3-Point FGs Attempted

1. 28.....at Iowa; 2/10/21
- 28.....vs Indiana; 2/24/21
2. 27.....at Minnesota; 1/22/22
3. 26.....Michigan State; 11/30/18
4. 25.....Illinois; 2/3/16 (30T)
- 25.....at Ohio State; 12/23/20

Free Throws

1. 34.....vs. Northwestern; 2/9/20 (OT)
2. 28.....at Purdue; 2/26/15
3. 25.....vs. Purdue; 1/28/20
4. 23.....at Indiana; 3/10/19
5. 22.....Penn State; 1/7/20
- 22.....at Maryland; 1/15/22
- 22.....Northwestern; 2/1/22
6. 21.....Illinois; 2/25/18
7. 20.....Nebraska; 1/9/16
- 20.....Ohio State; 1/15/23

Free Throws Attempted

1. 36.....vs. Purdue; 1/28/20
2. 34.....at Purdue; 2/26/15
3. 31.....Illinois; 2/25/18
4. 30.....at Indiana; 3/10/19
5. 29.....Penn State; 1/7/20
6. 28.....Penn State; 1/3/15
- 28.....Nebraska; 1/9/16
- 28.....at Ohio State; 1/13/16

Free Throw Percentage (10 made)

1. 92.9.....vs. Nebraska; 1/8/22
2. 91.2.....vs. Illinois; 2/15/20
3. 90.9.....vs. Indiana; 12/30/15 (10-11)
4. 88.0.....at Wisconsin; 2/12/22 (16-18)
5. 87.5.....vs Northwestern; 2/13/21 (14-16)
6. 86.7.....at Michigan State; 1/10/18 (13-15) (OT)
7. 85.7.....Maryland; 1/5/23 (12-14)

Rebounds

1. 52.....Illinois; 2/3/2016 (30T)
2. 51.....at Michigan 2/1/20
3. 50.....vs. Wisconsin 1/15/21
4. 49.....vs Minnesota; 2/28/18 (B1G)
- 49.....vs. Iowa; 1/19/22
- 49.....Northwestern; 2/9/20 (OT)
7. 48.....at Nebraska; 1/3/19
8. 46.....Illinois; 2/16/22
- 9.. 45.....Indiana; 1/30/19
- 45.....Michigan State; 12/5/17
- 45.....Penn State; 3/6/19
- 45.....Minnesota; 1/19/20

Assists

1. 23.....vs. Nebraska; 1/8/22
2. 22.....vs Indiana; 2/24/21
- 22.....Michigan State; 2/5/22
4. 19.....Iowa; 1/2/21
5. 18.....at Iowa; 2/10/21
- 18.....Illinois; 2/3/16 (30T)
- 18.....Iowa; 1/17/18
- 18.....Nebraska; 3/13/19 (B1G)
- 18.....at Maryland; 12/14/20
- 18.....at Penn State; 1/21/21
- 18.....vs. No. 1 Purdue; 12/9/21
8. 17.....at Iowa; 1/22/20
- 17.....Iowa; 1/21/16
- 17.....at Illinois; 2/9/19 (OT)
- 17.....vs. Maryland; 3/3/20
- 17.....at Minnesota; 1/22/22
- 17.....vs Maryland 1/25/22

Steals

1. 14.....Indiana; 12/30/15
- 14.....vs Michigan State; 1/28/21
3. 13.....at Michigan State; 1/5/21
4. 11.....Iowa; 1/2/21
- 11.....Northwestern; 2/1/22
- 11.....Maryland; 1/5/23
6. 10.....at Illinois; 1/30/18
- 10.....Ohio State; 2/13/16
- 10.....Iowa; 2/16/19
- 10.....at Penn State; 2/26/20
- 10.....vs. Michigan; 1/4/22
- 10.....Nebraska; 1/29/22
- 10.....at Wisconsin; 2/12/22
- 10.....Iowa; 1/8/23

Blocks

1. 10.....vs Indiana; 2/24/21
- 10.....vs. Iowa; 1/19/22

- 10.....Nebraska; 1/29/22
2. 9.....Penn State; 1/7/20
- 9.....Ohio State; 2/9/22
- 9.....Illinois; 2/16/22
5. 8.....Penn State; 1/3/15
- 8.....at Minnesota; 12/3/17
- 8.....Penn State; 3/6/19
- 8.....Illinois; 12/20/20
- 8.....Iowa; 1/2/21
- 8.....vs Northwestern; 2/13/21
- 8.....at Maryland; 1/15/22
- 8.....Ohio State; 1/15/23

Fewest Turnovers

1. 3.....at No. 3 Michigan;2/18/21
- 2 5.....vs. Penn State, 3-6-22
3. 6.....Wisconsin; 1/5/18
- 6.....vs. Purdue; 12/29/20
5. 7.....Michigan State; 11/30/18
- 7.....Minnesota; 1/19/20
- 7.....vs. Maryland; 3/3/20
- 7.....vs Maryland 1/25/22

Turnovers Forced

1. 23.....Indiana; 12/30/15
2. 21.....vs Michigan State; 1/28/21
- 21.....Northwestern; 2/1/22
3. 20.....at Northwestern; 1/31/21
- 20.....Maryland; 1/5/23
5. 18.....at Michigan State; 1/5/21
- 18.....Purdue; 1/28/20

Fewest Points Allowed

1. 37.....vs Michigan State; 1/28/21
2. 46.....Northwestern; 12/30/14
- 46.....vs. Iowa; 1/19/22
4. 48.....Indiana; 12/3/22
5. 50.....Indiana; 1/15/20
- 50.....vs Northwestern; 2/13/21
- 50.....vs. Indiana; 3/11/21 B1G
- 50.....Maryland; 1/5/23
9. 51.....Penn State; 1/3/15
10. 52.....Minnesota; 2/23/16
11. 54.....Michigan; 1/20/15
- 54.....Minnesota; 2/28/18 (B1G)
13. 56.....at Northwestern; 2/13/19
- 56.....at Maryland; 2/4/20
- 56.....at Northwestern; 1/31/21
16. 57.....vs. Illinois; 2/15/20

Field Goal Percentage Against

1. 27.9.....vs. Iowa; 1/19/22
2. 28.6%.....at Illinois; 1/11/20
- 28.6%.....vs Michigan State; 1/28/21
4. 28.8%.....vs. Penn State; 1/3/15
5. 29.3%.....Nebraska; 1/29/22
6. 30.4%.....Indiana; 12/5/22
7. 31.1.....vs. Illinois; 2/15/20
8. 31.7%.....vs. Indiana; 1/15/20
- 31.7%.....vs. Nebraska. 1/3/20
10. 32.1%.....vs. Penn State, 3-6-22
11. 32.7%.....vs Northwestern; 2/13/21
12. 33.3%.....vs. Wisconsin (MSG), 1/28/17
- 33.3%.....at Maryland; 1/15/22
14. 33.8%.....at Purdue; 3/7/20
15. 34.0%.....at Maryland; 2/4/20

B1G - Big Ten Tournament game

FR - Freshman



GAVIN GRIFFITHS: 2ND-HIGHEST RECRUIT IN RUTGERS BASKETBALL HISTORY AND HIGHEST-RECRUIT OF THE STEVE PIKIELL-ERA

- Griffiths, from the Kingswood-Oxford High School in West Hartford, Conn., is ranked the No. 36 recruit in the country (247 Sports), marking the highest-ranked player landed in the Steve Pikiell-era and the second-highest recruit to attend RU in the modern era.
- Only former Rutgers guard Mike Rosario was ranked higher at the time of his recruitment (2008). Griffiths is also ranked No. 1 in the state of Connecticut by 247 Sports.
- Griffiths is ranked No. 30 in the country by Rivals, No. 36 by ESPN, and No. 39 by ON3 in the country. Griffiths has been competing with the AAU program Expressions Elite in the Nike EYBL league against some of the top talent in the

country over the past few seasons.

- Griffiths proved himself to be one of the best perimeter shooters in all the Nike EYBL. Griffiths missed the first two sessions of the league with a facial injury but finished off strong against the nation's top talent.
- During Session 3, Griffiths averaged 13.2 points and shot 37.8% from deep on an impressive 11.1 attempts per 40 minutes. Griffiths shot 40.6 percent from three-point range on 11.3 attempts per 40 minutes at the 2022 Nike EYBL Peach Jam.
- Griffiths has received tremendous accolades for his performances for his high school as well. The New England Preparatory School Athletic Council (NEPSAC) named Griffiths the '23 Player of the Year in Class B Basketball on April 20. Griffiths averaged 24.0 points, eight rebounds, and four assists during his junior season.
- Griffiths surprised Rutgers and head coach Steve Pikiell with a surprise visit to campus to make his verbal commitment just ten days after his official visit.
- Played at Jersey Mike's Arena with his team on Dec. 29, 2022, posting 33 points, 14 rebounds, 4 assists and two steals in a win.



STEVE PIKIELL

Head Coach • Seventh Season at Rutgers, 18th Season Overall

A father of four who has led the resurgence of Rutgers Basketball, both on and off the court, Steve Pikiell has spent six seasons as head coach of the Scarlet Knights. Under Pikiell's leadership, the team returned to the NCAA Tournament in 2021, making its first NCAA Tournament appearance since 1991. The Scarlet Knights returned to the NCAA Tournament in 2022 marking the first time RU has made the big dance in consecutive seasons since 1976. In 2022, Pikiell surpassed Tom Young with the most

ranked wins in school history.

With 30 years of coaching experience, the Bristol (Conn.) native is under contract to remain courtside at the RAC through 2029-30 under a recently signed contract extension. The 19th head coach in the history of Rutgers men's basketball, Pikiell has been instrumental in turnarounds throughout his playing and coaching career that have resulted in conference championships and NCAA berths.

The 2022-23 Season

- Led RU to 14th Ranked victory with a 63-48 win over No. 8 Indiana in first Big Ten game of the season.
- Defeated No. 1 Purdue on the road 65-64 for second-straight win over No. 1 in 2 seasons.

The 2021-22 Season

- NCAA Tournament appearance for second straight season
- 12 wins in the Big Ten Conference are the most in the conference in school-history.
- Led the Scarlet Knights to their first-ever win against a No. 1 ranked team in Purdue, the highest-ranked victory in RU's history.
- Led the program to RU's first-ever victory over Michigan, marking a defeat over every Big Ten team.
- Led the team to their first back-to-back-to-back wins over ranked opponents, the first time an unranked team has done so in college basketball history.
- Led RU to their first ever victory at Wisconsin.
- Became RU's leading head coach on the all-time ranked wins list (13).
- Rutgers was awarded National Team of the Week by ESPN and NCAA.com March Madness this past week.
- Coached Rutgers first-ever major award-winner in the Big Ten Postseason Awards in Caleb McConnell winning Defensive Player of the Year

The 2020-21 Season

- Recipient of the Peter A. Carlesimo Award, presented by the Met Basketball Writers Association to the top coach in the Metropolitan Area. Pikiell earned the accolade for the second straight season and became the first coach to win the accolade from the MBWA four times in his career.
- Led the program to the NCAA Tournament for the first time since 1991.
- Guided the Scarlet Knights to an opening round victory over No. 7 seed Clemson that marked RU's first NCAA Tournament win since 1983.
- The Scarlet Knights' win over No. 7 seed Clemson in the opening round marked the highest seeded team defeated in the NCAA Tournament since 1979, before falling to an eventual Final Four team in No. 2 seed Houston.
- While facing a strength of schedule ranked as the second toughest in the nation by ESPN.com, Rutgers went 16-12 overall, ensuring back-to-back winning seasons for the first time in 29 years.
- Under Pikiell's leadership, Rutgers won 10 Big Ten Conference games, and has earned 21 Big Ten wins over the past two seasons. RU finished tied for sixth in the nation's top-rated conference.
- The team spent 11 weeks nationally ranked or receiving votes in the AP

Poll, peaking at No. 11 in the nation.

- In the regular season, RU earned wins over five teams that qualified for the NCAA Tournament - No. 1 seed Illinois, No. 4 seed Purdue, No. 10 seed Maryland, No. 11 seed Michigan State and No. 11 seed Syracuse.

The 2019-20 Season

- Recipient of the 2019-20 Jim Phelan Award, presented annually to the nation's top Division I coach, and Peter A. Carlesimo Award, presented by the Met Basketball Writers Association to the top coach in the Metropolitan Area
- Was one of 15 coaches on the Naismith Coach of the Year Late 2020 Season Watch List.
- Rutgers joined the rankings for the first time in 41 years, since the final 1978-79 AP Poll (No. 18).
- The Scarlet Knights were No. 24/25 & No. 25/25 in the Jan. 20 & 27 polls, respectively. RU was ranked or receiving votes for eight weeks. -
- RU captured its first 20-win regular season in 37 years, since 1982-83, and first 20-win season overall since 2003-04 and had first winning season in 14 years, since 2005-06 (19-14).
- Led Scarlet Knights to most conference victories (11) in 29 years, since 1990-91 (14-4; A-10), while also posting its first winning league record in 29 years
- Secured the most home regular season wins in the nation (18) and set a program record for home wins in a season.
- Tied for fifth in the Big Ten Conference, the nation's top-rated league per Ken Pomeroy, after being selected 12th in the preseason media poll.
- Earned RU's first opening round bye in a conference tournament in 25 years, since the 1995 Atlantic 10 Championship.
- Opened the RWJBarnabas Health Athletic Performance Center to help further the mission of bringing winning back to Piscataway. The 307,000-square-foot, four-story sports facility and parking deck held its grand opening on Sept. 12, 2019, and provides state-of-the-art practice facilities, training areas, locker room and office space for men's basketball.

CAREER DIVISION I HEAD COACHING RECORD

Year	School	Record	Pct.	National Finish
2005-06	Stony Brook	4-24	.143	—
2006-07	Stony Brook	9-20	.310	—
2007-08	Stony Brook	7-23	.233	—
2008-09	Stony Brook	16-14	.533	—
2009-10	Stony Brook	22-10	.688	NIT First Round
2010-11	Stony Brook	15-17	.469	—
2011-12	Stony Brook	22-10	.688	NIT First Round
2012-13	Stony Brook	25-8	.758	NIT Second Round
2013-14	Stony Brook	23-11	.676	CBI First Round
2014-15	Stony Brook	23-12	.657	CBI First Round
2015-16	Stony Brook	26-7	.788	NCAA First Round
2016-17	Rutgers	15-18	.469	—
2017-18	Rutgers	15-19	.441	—
2018-19	Rutgers	14-17	.452	—
2019-20	Rutgers	20-11	.645	—
2020-21	Rutgers	16-12	.571	NCAA Second Round
2021-22	Rutgers	18-14	.562	NCAA First Four
2022-23	Rutgers	13-6	.684	—
TOTALS		303-253	(.546)	

Stony Brook 193-157 .551 (11 seasons)
 Rutgers 111-97 .536 (Seven seasons)

- classes, with Cliff Omoruyi (2020) joining Paul Mulcahy (2019) and Ron Harper, Jr. (2018) in electing to stay home.

The 2018-19 Season

- Rutgers was recognized as the nation's Most Improved Team by Sports Illustrated. The Scarlet Knights improved 70 positions in the KenPom.com rankings, best among all Power conference programs.
- Led Rutgers to seven league victories, its most in conference play in 13 years, while competing with a roster ranked 330th in experience. Projected to finish 14th in the preseason, Rutgers tied for 10th in the Big Ten standings.
- Rutgers' schedule ranked 31st nationally in difficulty per Ken Pom, toughest among all New York Metro programs. 61 percent (19/31) of games were against opponents that earned 2019 NCAA Championship (15) or National Invitation Tournament (4) berths.
- Rutgers concluded its season 75th in the KenPom ratings, the program's best rank since concluding its 2005-06 campaign at No. 71.
- With wins over No. 16 Ohio State and at No. 22 Iowa, the Scarlet Knights earned victories over two ranked league opponents for the first time since 2007-08.
- Rutgers had five sell-outs at the RAC, its most since 2004-05 (7) and average attendance improved 31.1%.
- Welcomed a four-recruit signing class that included multiple four-star players for the first time at Rutgers since 2008.

The 2017-18 Season

- Rutgers advanced to the Big Ten Conference quarterfinals at Madison Square Garden via wins over Minnesota and five-time national champion Indiana. It marked the first time RU won two conference tournament games since 1998.
- Despite playing the 2nd toughest conference schedule in the Big Ten according to Ken Pom analysis for the second straight year, Rutgers ranked 17th nationally in both scoring defense (64.8) and offensive rebounding (13.15), while placing 27th in 3-point FG% defense (27.0).
- The Scarlet Knights ranked among the top three in the Big Ten in eight statistical categories, including leading the league in offensive rebounding and 3-point FG% defense. RU accomplished these improvements while playing 10 games against programs that advanced to the round of 32 in the NCAA Tournament.
- Defeated No. 15 Seton Hall 71-65 before 8,318 fans at the RAC on Dec. 16, 2017 in the annual Garden State Hardwood Classic. Rutgers was honored as the NABC D-I National Team of the Week for its win over the Pirates.
- Rutgers enjoyed multiple home sell-outs at the RAC in the same season for the first time since 2011. The 8,325 attendance vs. Purdue (Feb. 3, 2108) was the largest at the RAC in 15 years.

The 2016-17 Season

- Began tenure with a 9-1 start, the best head-coaching debut in Rutgers men's basketball history.
- The Scarlet Knights more than doubled their overall win total, while tripling their conference victory total.
- Rutgers achieved a plus-117 rank improvement in RPI, as well as major NCAA ranking improvements in rebound margin (+299), scoring defense (+272), three point FG defense (+247), offensive rebounds (+244), rebounds (+232), field goal percentage defense (+226) and blocks (+114).
- The Scarlet Knights ranked among the top 100 in 10 NCAA statistical categories, including among the top 50 in seven, after ranking among the top 150 in just two statistical categories in 2015-16.
- Posted an undefeated home mark in non-conference play and jumped-out to a 6-0 record, the sixth-best undefeated start in the 110-year history of the program.
- Played 17 games, 52% of its schedule, against programs that earned NCAA (13) or NIT (4) bids.
- Rutgers out-rebounded opponents in 11 of 18 conference games, after winning the boards in just three league contests the prior year.
- Ten Big Ten games were decided in single digits after suffering 15 conference losses by double digits in 2015-16.
- In the Classroom and Community:
 - The program earned a 3.537 GPA in the spring semester, highest ever
 - The team GPA for the 2019-20 academic year was 3.237
 - 100% of the roster earned a 3.0 in the 2020 spring semester, with nine posting a 3.5 or better, and 11 student-athletes holding a cumulative GPA of 3.0 or better.

- In the NCAA Graduate Success Rate (GSR) report, the team achieved a score of 80. The score ranked seventh among Big Ten Conference programs and was 60 points ahead of the national average.
- The team's Academic Progress Rate (APR) score was 984, which ranked fifth among Big Ten programs.
- Program has maintained 100% team participation in Rutgers Leadership Development community service initiatives during his tenure.
- The team has sponsored charity exhibitions, hosted youth clinics, volunteered at Elijah's Promise Soup Kitchen in New Brunswick, participated in the SAAC Holiday Toy Giveaway, visited children at RWJBarnabas Health facilities around the state and participates annually in the Tunnel to Towers 5K Run.

Prior to Rutgers:

- Led Stony Brook to six postseason appearances over seven years and was the 2016 America East Conference Coach of the Year.
- During his tenure, the Seawolves won four America East regular season championships, achieved 22 or more victories on six occasions and captured five conference player of the year awards.
- A four-time America East Coach of the Year, compiled a 119-48 (.713) record over his final five seasons at Stony Brook.
- Served as an assistant at George Washington under Karl Hobbs from 2001-05. In 2004-05, the Colonials earned 22 wins, their most since 1997-98 and the second most in 50 years, en route to a top 20 ranking. The team won its first Atlantic 10 title, earning an automatic NCAA Tournament bid.
- Prior to GW, served as an assistant at Central Connecticut State (1997-01) which, before his arrival, had never posted a winning season at the Division I level. During his tenure at CCSU, the Blue Devils notched an 81-63 (.563) record, including a 25-6 mark in 1999-2000 and a bid to the 2000 NCAA tournament. It marked the school's first NCAA berth.
- After one season with the New Haven Skyhawks of the USBL (1992), spent three years as an assistant at Yale (1992-95). Moved on to take over as interim head coach at Wesleyan, a Division III school in Middletown, Conn. for one year.
- Began his coaching career at UConn in 1991-92 with a roster that featured future NBA players Donyell Marshall, Chris Smith, Scott Burrell, Donny Marshall and Kevin Ollie.

Personally

- Pikiell (53) and his wife Kate are the proud parents of four children: Brooke (22), John Patrick (20), Olivia (18) and Kevin (15). Brooke is in graduate school at Rutgers after playing on the Northwestern women's basketball team. John Patrick attends Rutgers as well. Olivia plays lacrosse at the University of North Carolina.
- A 1990 graduate of Connecticut with a bachelor's degree in finance.
- One of nine children who grew up with three brothers and five sisters. As a player, was a four-year letterwinner and two-time team captain at Connecticut from 1987-91 under head coach Jim Calhoun. After placing ninth in the Big East with a 4-12 record his freshman season, UConn won its first Big East title and advanced to the Elite Eight and Sweet 16 during the two years he captained the Huskies.
- As a senior, helped No. 11 seeded UConn to a 79-62 win over Shaquille O'Neal and No. 6 seed LSU in the round of 64. Played in 106 career games and averaged 8.2 points a game.
- Was the recipient of the UConn Club Senior Athlete Award for outstanding contributions to UConn Athletics.
- Enjoyed a storied career at St. Paul Catholic High School. A three-time all-state selection, he had his No. 21 jersey retired by the school and ranks among its all-time leaders in points, assists and steals.
- Was inducted into Bristol's Hall of Fame in 2006.



2022-23 Rutgers Men's Basketball Combined Team Statistics All games

Game Records

Record	Overall	Home	Away	Neutral
ALL GAMES	13-6	11-2	2-3	0-1
CONFERENCE	5-3	3-1	2-2	0-0
NON-CONFERENCE	8-3	8-1	0-1	0-1

Score by Periods

Team	1st	2nd	OT	TOT
Rutgers	638	685	11	1334
Opponents	514	574	7	1095

Team Box Score

No.	Player				Total		3-Point		F-Throw		Rebounds											
		GP-GS	MIN	AVG	FG-FGA	FG%	3FG-3FGA	3FG%	FT-FTA	FT%	OFF	DEF	TOT	AVG	PF	DQ	A	TO	BLK	STL	PTS	AVG
10	SPENCER, Cam	18-18	549:13	30.5	80-175	.457	43-93	.462	38-40	.950	8	45	53	2.9	34	0	66	24	2	46	241	13.4
11	OMORUYI, Clifford	19-19	567:04	29.8	96-200	.480	4-19	.211	54-87	.621	65	128	193	10.2	47	1	21	40	37	12	250	13.2
22	MCCONNELL, Caleb	14-13	473:15	33.8	55-131	.420	7-33	.212	21-28	.750	24	52	76	5.4	34	1	46	32	7	34	138	9.9
5	HYATT, Aundre	19-9	457:35	24.1	60-163	.368	23-77	.299	31-40	.775	26	57	83	4.4	30	0	13	26	6	16	174	9.2
4	MULCAHY, Paul	15-13	451:56	30.1	48-114	.421	11-28	.393	25-28	.893	11	42	53	3.5	20	0	62	25	5	25	132	8.8
3	MAG, Mawot	19-19	468:32	24.7	53-114	.465	7-27	.259	30-41	.732	35	67	102	5.4	44	1	23	31	9	18	143	7.5
0	SIMPSON, Derek	19-3	375:21	19.8	45-127	.354	9-38	.237	26-32	.813	5	18	23	1.2	20	0	28	19	3	18	125	6.6
13	WOOLFOLK, Antwone	18-0	157:13	8.7	23-34	.676	0-0	.000	9-18	.500	14	23	37	2.1	32	1	7	15	5	8	55	3.1
30	STEPHENS, Logan	3-0	05:18	1.8	2-4	.500	0-2	.000	2-3	.667	0	0	0	0.0	2	0	1	0	0	0	6	2.0
21	REIBER, Dean	19-0	117:38	6.2	10-27	.370	3-13	.231	5-10	.500	4	14	18	0.9	15	0	8	3	2	3	28	1.5
2	MILLER, Jalen	13-0	104:48	8.1	5-16	.313	0-1	.000	4-4	1.000	3	9	12	0.9	11	0	7	1	1	2	14	1.1
1	PALMQUIST, Oskar	8-0	27:16	3.4	2-8	.250	1-4	.250	1-2	.500	2	7	9	1.1	3	0	1	0	0	0	6	0.8
24	CHOL, Antonio	4-0	19:32	4.9	1-8	.125	1-5	.200	0-0	.000	0	3	3	0.8	1	0	0	2	1	0	3	0.8
25	TERRY, Aiden	6-0	10:18	1.7	1-4	.250	0-1	.000	0-1	.000	0	4	4	0.7	1	0	2	0	0	1	2	0.3
23	FULIN, Andrew	1-0	01:00	1.0	0-0	.000	0-0	.000	0-0	.000	0	0	0	0.0	0	0	0	0	0	0	0	0.0
Team											43	25	68					10				
Total		19	3825		486-1137	.427	109-346	.315	253-342	.740	240	494	734	38.6	298	4	289	228	78	187	1334	70.2
Opponents		19	3825		389-1033	.377	130-439	.296	187-279	.670	190	455	645	33.9	321	5	213	305	76	121	1095	57.6

Team Statistics

	RU	OPP
Scoring	1334	1095
Points per game	70.2	57.6
Scoring margin	+12.6	-
Field goals-att	486-1137	389-1033
Field goal pct	.427	.377
3 point fg-att	109-346	130-439
3-point FG pct	.315	.296
3-pt FG made per game	5.7	6.8
Free throws-att	253-342	187-279
Free throw pct	.740	.670
F-Throws made per game	13.3	9.8
Rebounds	734	645
Rebounds per game	38.6	33.9
Rebounding margin	+4.7	-
Assists	289	213
Assists per game	15.2	11.2
Turnovers	228	305
Turnovers per game	12.0	16.1
Turnover margin	+4.1	-
Assist/turnover ratio	1.3	0.7
Steals	187	121
Steals per game	9.8	6.4
Blocks	78	76
Blocks per game	4.1	4.0
Winning streak	0	-
Home win streak	1	-
Attendance	102000	54657
Home games-Avg/Game	13-7846	5-10931
Neutral site-Avg/Game	-	1-3205

Team Results

Date	Opponent		Score	Att.
11/07/2022	Columbia	W	75-35	8000
11/10/2022	Sacred Heart	W	88-50	8000
11/12/2022	UMass Lowell	W	73-65	8000
11/18/2022	vs Temple	L	66-72	3205
11/22/2022	Rider	W	76-46	8000
11/26/2022	Central Conn. St.	W	83-49	7500
11/30/2022	at Miami (FL)	L	61-68	5668
12/03/2022	Indiana	W	63-48	8000
12/08/2022	at Ohio St.	L	66-67	14042
12/11/2022	Seton Hall	L	43-45	8500
12/17/2022	Wake Forest	W	81-57	8000
12/23/2022	Bucknell	W	85-50	6000
12/30/2022	Coppin St.	W	90-57	8000
01/02/2023	at Purdue	W	65-64	14876
01/05/2023	Maryland	W	64-50	8000
01/08/2023	Iowa	L	65-76	8000
01/11/2023	at Northwestern	W	65-62	5274
01/15/2023	Ohio St.	Wot	68-64	8000
01/19/2023	at Michigan St.	L	57-70	14797



2022-23 Rutgers Men's Basketball Combined Team Statistics In Conference games

Game Records

Record	Overall	Home	Away	Neutral
ALL GAMES	5-3	3-1	2-2	0-0
CONFERENCE	5-3	3-1	2-2	0-0
NON-CONFERENCE	0-0	0-0	0-0	0-0

Score by Periods

Team	1st	2nd	OT	TOT
Rutgers	227	275	11	513
Opponents	221	273	7	501

Team Box Score

No.	Player				Total		3-Point		F-Throw		Rebounds								PTS	AVG		
		GP-GS	MIN	AVG	FG-FGA	FG%	3FG-3FGA	3FG%	FT-FTA	FT%	OFF	DEF	TOT	AVG	PF	DQ	A	TO			BLK	STL
10	SPENCER, Cam	8-8	241:29	30.2	34-82	.415	19-43	.442	19-21	.905	5	21	26	3.3	18	0	29	13	1	17	106	13.3
4	MULCAHY, Paul	8-6	264:33	33.1	32-72	.444	8-18	.444	11-11	1.000	4	21	25	3.1	14	0	28	14	3	12	83	10.4
11	OMORUYI, Clifford	8-8	249:23	31.2	27-69	.391	1-6	.167	22-31	.710	27	52	79	9.9	23	1	9	19	17	4	77	9.6
22	MCCONNELL, Caleb	8-8	288:26	36.1	29-77	.377	3-21	.143	13-19	.684	18	27	45	5.6	18	1	21	17	2	19	74	9.3
5	HYATT, Aundre	8-2	176:09	22.0	23-62	.371	8-29	.276	5-6	.833	11	18	29	3.6	11	0	5	6	3	3	59	7.4
3	MAG, Mawot	8-8	201:38	25.2	22-46	.478	4-11	.364	9-14	.643	14	28	42	5.3	21	0	9	14	6	5	57	7.1
0	SIMPSON, Derek	8-0	123:48	15.5	16-45	.356	3-14	.214	8-10	.800	1	7	8	1.0	9	0	4	5	0	6	43	5.4
21	REIBER, Dean	8-0	40:59	5.1	3-10	.300	1-4	.250	1-3	.333	0	4	4	0.5	6	0	1	0	1	2	8	1.0
13	WOOLFOLK, Antwone	7-0	33:03	4.7	2-3	.667	0-0	.000	2-4	.500	1	2	3	0.4	10	0	0	1	1	0	6	0.9
2	MILLER, Jalen	3-0	05:31	1.8	0-0	.000	0-0	.000	0-0	.000	0	0	0	0.0	0	0	0	0	0	0	0	0.0
Team											18	10	28				4					
Total		8	1625		188-466	.403	47-146	.322	90-119	.756	99	190	289	36.1	130	2	106	93	34	68	513	64.1
Opponents		8	1625		176-435	.405	71-186	.382	78-119	.655	86	192	278	34.8	128	2	105	108	37	49	501	62.6

Team Statistics

	RU	OPP
Scoring	513	501
Points per game	64.1	62.6
Scoring margin	+1.5	-
Field goals-att	188-466	176-435
Field goal pct	.403	.405
3 point fg-att	47-146	71-186
3-point FG pct	.322	.382
3-pt FG made per game	5.9	8.9
Free throws-att	90-119	78-119
Free throw pct	.756	.655
F-Throws made per game	11.3	9.8
Rebounds	289	278
Rebounds per game	36.1	34.8
Rebounding margin	+1.4	-
Assists	106	105
Assists per game	13.3	13.1
Turnovers	93	108
Turnovers per game	11.6	13.5
Turnover margin	+1.9	-
Assist/turnover ratio	1.1	1.0
Steals	68	49
Steals per game	8.5	6.1
Blocks	34	37
Blocks per game	4.3	4.6
Winning streak	0	-
Home win streak	1	-
Attendance	32000	48989
Home games-Avg/Game	4-8000	4-12247
Neutral site-Avg/Game	-	0-0

Team Results

Date	Opponent	Score	Att.
12/03/2022	Indiana	W 63-48	8000
12/08/2022	at Ohio St.	L 66-67	14042
01/02/2023	at Purdue	W 65-64	14876
01/05/2023	Maryland	W 64-50	8000
01/08/2023	Iowa	L 65-76	8000
01/11/2023	at Northwestern	W 65-62	5274
01/15/2023	Ohio St.	Wot 68-64	8000
01/19/2023	at Michigan St.	L 57-70	14797



2022-23 Rutgers Men's Basketball
Points-rebounds-assists
All games

Opponent	Date	Score		0	1	2	3	4	5	10	11	13	21	22
				SIMPSON,DE	PALMQUIST,	MILLER,JAL	MAG,MAWOT	MULCAHY,PA	HYATT,AUND	SPENCER,CA	OMORUYI,CL	WOOLFOLK,A	REIBER,DEA	MCCONNELL,
Columbia	11/07/2022	75-35	W	4-4-2	2-1-0	0-0-2	10-5-2	10-2-5	12-10-2	17-2-5	10-9-1	2-3-0	6-1-1	DNP
Sacred Heart	11/10/2022	88-50	W	11-0-2	1-2-0	2-1-1	8-3-1	4-5-6	19-3-0	18-7-6	17-7-2	5-2-1	3-0-0	DNP
UMass Lowell	11/12/2022	73-65	W	16-3-2	DNP	0-2-0	2-4-1	0-2-0	12-6-0	15-3-1	22-15-1	4-3-2	2-2-0	DNP
vs Temple	11/18/2022	66-72	L	4-2-3	0-1-0	2-4-1	9-6-0	DNP	13-3-1	DNP	21-11-0	0-1-0	0-0-0	DNP
Rider	11/22/2022	76-46	W	8-1-4	0-1-1	2-2-2	9-8-2	DNP	7-5-0	19-1-2	20-12-2	8-9-0	1-1-3	DNP
Central Conn. St.	11/26/2022	83-49	W	14-1-2	0-2-0	6-3-0	11-8-2	DNP	5-3-2	18-4-5	11-6-0	9-4-1	0-3-2	4-4-3
at Miami (FL)	11/30/2022	61-68	L	2-1-1	DNP	0-0-0	9-8-2	DNP	11-7-0	3-3-4	16-9-2	2-0-0	2-0-1	16-6-4
Indiana	12/03/2022	63-48	W	14-4-1	DNP	DNP	7-9-0	6-2-4	11-3-2	3-1-2	6-9-1	0-2-0	0-2-1	16-10-0
at Ohio St.	12/08/2022	66-67	L	4-0-1	DNP	DNP	3-6-4	9-4-2	13-2-0	11-1-5	16-8-0	2-1-0	3-0-0	5-3-2
Seton Hall	12/11/2022	43-45	L	0-2-0	DNP	DNP	7-3-0	6-5-7	9-5-0	4-0-2	5-9-2	2-1-0	2-1-0	8-4-0
Wake Forest	12/17/2022	81-57	W	7-1-1	0-0-0	2-0-0	8-5-2	10-4-7	10-6-1	15-0-3	14-9-1	2-2-0	0-0-0	13-3-3
Bucknell	12/23/2022	85-50	W	10-0-1	3-1-0	0-0-0	6-6-2	6-7-5	11-4-0	9-3-2	17-14-0	5-4-2	2-1-0	14-3-7
Coppin St.	12/30/2022	90-57	W	6-0-6	0-1-0	0-0-1	7-4-0	13-3-4	6-2-2	17-4-7	20-13-1	10-5-1	2-5-0	9-11-8
at Purdue	01/02/2023	65-64	W	5-1-0	DNP	0-0-0	2-3-0	16-8-6	8-6-1	14-0-3	12-6-2	2-0-0	0-0-0	6-4-2
Maryland	01/05/2023	64-50	W	6-0-1	DNP	0-0-0	6-4-0	15-0-1	8-3-0	13-1-5	4-13-2	0-0-0	2-1-0	10-4-2
Iowa	01/08/2023	65-76	L	8-1-1	DNP	DNP	9-5-1	7-3-1	7-5-0	13-5-3	9-9-0	0-0-0	0-0-0	12-7-4
at Northwestern	01/11/2023	65-62	W	0-0-0	DNP	DNP	9-2-1	12-6-6	10-3-2	23-4-2	4-11-3	DNP	3-0-0	4-4-2
Ohio St.	01/15/2023	68-64	Wot	2-0-0	DNP	0-0-0	15-8-1	6-1-4	0-3-0	21-7-6	14-11-1	0-0-0	0-1-0	10-7-4
at Michigan St.	01/19/2023	57-70	L	4-2-0	DNP	DNP	6-5-2	12-1-4	2-4-0	8-7-3	12-12-0	2-0-0	0-0-0	11-6-5

Opponent	Date	Score		23	24	25	30
				FULIN,ANDR	CHOL,ANTON	TERRY,AIDE	STEPHENS,L
Columbia	11/07/2022	75-35	W	DNP	0-2-0	0-0-0	2-0-0
Sacred Heart	11/10/2022	88-50	W	0-0-0	0-1-0	0-1-0	DNP
UMass Lowell	11/12/2022	73-65	W	DNP	DNP	DNP	DNP
vs Temple	11/18/2022	66-72	L	DNP	DNP	DNP	DNP
Rider	11/22/2022	76-46	W	DNP	0-0-0	2-1-0	DNP
Central Conn. St.	11/26/2022	83-49	W	DNP	3-0-0	0-1-1	2-0-1
at Miami (FL)	11/30/2022	61-68	L	DNP	DNP	DNP	DNP
Indiana	12/03/2022	63-48	W	DNP	DNP	DNP	DNP
at Ohio St.	12/08/2022	66-67	L	DNP	DNP	DNP	DNP
Seton Hall	12/11/2022	43-45	L	DNP	DNP	DNP	DNP
Wake Forest	12/17/2022	81-57	W	DNP	DNP	DNP	DNP
Bucknell	12/23/2022	85-50	W	DNP	DNP	0-0-1	2-0-0
Coppin St.	12/30/2022	90-57	W	DNP	DNP	0-1-0	DNP
at Purdue	01/02/2023	65-64	W	DNP	DNP	DNP	DNP
Maryland	01/05/2023	64-50	W	DNP	DNP	DNP	DNP
Iowa	01/08/2023	65-76	L	DNP	DNP	DNP	DNP
at Northwestern	01/11/2023	65-62	W	DNP	DNP	DNP	DNP



2022-23 Rutgers Men's Basketball
Team Game-by-Game
All games

Opponent	Date	Score		Total		3-Pointers		Free throws		Rebounds				PF	A	TO	BLK	STL	PTS	AVG
				FG-FGA	PCT	3FG-3FGA	PCT	FT-FTA	PCT	OFF	DEF	TOT	AVG							
Columbia	11/07/2022	75-35	W	31-72	.431	8-20	.400	5-14	.357	16	30	46	46.0	15	20	11	4	14	75	75.0
Sacred Heart	11/10/2022	88-50	W	31-60	.517	7-17	.412	19-22	.864	7	29	36	41.0	14	19	10	5	17	88	81.5
UMass Lowell	11/12/2022	73-65	W	21-62	.339	3-16	.188	28-34	.824	18	25	43	41.7	15	7	13	4	10	73	78.7
vs Temple	11/18/2022	66-72	L	23-60	.383	1-16	.063	19-29	.655	14	23	37	40.5	18	9	13	2	12	66	75.5
Rider	11/22/2022	76-46	W	26-58	.448	5-15	.333	19-32	.594	15	28	43	41.0	18	16	11	7	10	76	75.6
Central Conn. St.	11/26/2022	83-49	W	29-54	.537	8-18	.444	17-22	.773	12	29	41	41.0	16	19	13	3	8	83	76.8
at Miami (FL)	11/30/2022	61-68	L	25-67	.373	7-21	.333	4-4	1.000	19	20	39	40.7	12	14	15	2	9	61	74.6
Indiana	12/03/2022	63-48	W	22-60	.367	6-21	.286	13-19	.684	17	30	47	41.5	18	11	13	5	7	63	73.1
at Ohio St.	12/08/2022	66-67	L	28-54	.519	5-17	.294	5-8	.625	6	21	27	39.9	19	14	13	4	7	66	72.3
Seton Hall	12/11/2022	43-45	L	14-43	.326	5-17	.294	10-11	.909	8	24	32	39.1	16	11	19	3	6	43	69.4
Wake Forest	12/17/2022	81-57	W	31-53	.585	6-19	.316	13-19	.684	8	24	32	38.5	14	18	16	4	14	81	70.5
Bucknell	12/23/2022	85-50	W	33-67	.493	3-15	.200	16-18	.889	7	36	43	38.8	15	20	3	7	9	85	71.7
Coppin St.	12/30/2022	90-57	W	34-75	.453	9-26	.346	13-18	.722	17	36	53	39.9	15	30	11	3	10	90	73.1
at Purdue	01/02/2023	65-64	W	25-58	.431	6-14	.429	9-11	.818	11	20	31	39.3	24	14	10	1	9	65	72.5
Maryland	01/05/2023	64-50	W	23-51	.451	6-17	.353	12-14	.857	8	20	28	38.5	11	11	13	6	11	64	71.9
Iowa	01/08/2023	65-76	L	24-63	.381	5-18	.278	12-15	.800	14	22	36	38.4	16	10	12	4	10	65	71.5
at Northwestern	01/11/2023	65-62	W	23-54	.426	11-18	.611	8-10	.800	11	23	34	38.1	15	16	11	5	8	65	71.1
Ohio St.	01/15/2023	68-64	Wot	21-62	.339	6-24	.250	20-27	.741	14	30	44	38.4	15	16	10	8	8	68	70.9
at Michigan St.	01/19/2023	57-70	L	22-64	.344	2-17	.118	11-15	.733	18	24	42	38.6	12	14	11	1	8	57	70.2
Total		1334		486-1137	.427	109-346	.315	253-342	.740	240	494	734	38.6	298	289	228	78	187	1334	70.2
Opponents		1095		389-1033	.377	130-439	.296	187-279	.670	190	455	645	33.9	321	213	305	76	121	1095	57.6

Rutgers Averages

Games Played	Points/game	FG Pct	3FG Pct	FT Pct	Rebounds/game	Assists/game	Turnovers/game	Assist/Turnover ratio	Steals/game	Blocks/game
19	70.2	42.7	31.5	74.0	38.6	15.2	12.0	1.3	9.8	4.1



**2022-23 Rutgers Men's Basketball
Team High/Low Analysis
All games**

Rutgers - Game Highs

POINTS	90		Coppin St. (12/30/2022)
	88		Sacred Heart (11/10/2022)
	85		Bucknell (12/23/2022)
	83		Central Conn. St. (11/26/2022)
	81		Wake Forest (12/17/2022)
FIELD GOALS MADE	34		Coppin St. (12/30/2022)
	33		Bucknell (12/23/2022)
FIELD GOAL ATTEMPTS	75		Coppin St. (12/30/2022)
	72		Columbia (11/07/2022)
FIELD GOAL PERCENTAGE	.585	(31-53)	Wake Forest (12/17/2022)
	.537	(29-54)	Central Conn. St. (11/26/2022)
3 PT FG MADE	11		at Northwestern (01/11/2023)
	9		Coppin St. (12/30/2022)
3 PT FG ATTEMPTS	26		Coppin St. (12/30/2022)
	24		Ohio St. (01/15/2023)
3 PT FG PERCENTAGE	.611	(11-18)	at Northwestern (01/11/2023)
	.444	(8-18)	Central Conn. St. (11/26/2022)
FREE THROWS MADE	28		UMass Lowell (11/12/2022)
	20		Ohio St. (01/15/2023)
FREE THROW ATTEMPTS	34		UMass Lowell (11/12/2022)
	32		Rider (11/22/2022)
FREE THROW PERCENTAGE	1.000	(4-4)	at Miami (FL) (11/30/2022)
	.909	(10-11)	Seton Hall (12/11/2022)
REBOUNDS	53		Coppin St. (12/30/2022)
	47		Indiana (12/03/2022)
ASSISTS	30		Coppin St. (12/30/2022)
	20		Bucknell (12/23/2022)
	20		Columbia (11/07/2022)
STEALS	17		Sacred Heart (11/10/2022)
	14		Wake Forest (12/17/2022)
	14		Columbia (11/07/2022)
BLOCKED SHOTS	8		Ohio St. (01/15/2023)
	7		Bucknell (12/23/2022)
	7		Rider (11/22/2022)
TURNOVERS	19		Seton Hall (12/11/2022)
	16		Wake Forest (12/17/2022)
FOULS	24		at Purdue (01/02/2023)
	19		at Ohio St. (12/08/2022)



**2022-23 Rutgers Men's Basketball
Team High/Low Analysis
All games**

Opponent - Game Lows

POINTS	35	Columbia (11/07/2022)
	45	Seton Hall (12/11/2022)
	46	Rider (11/22/2022)
	48	Indiana (12/03/2022)
	49	Central Conn. St. (11/26/2022)
FIELD GOALS MADE	11	Columbia (11/07/2022)
	15	Seton Hall (12/11/2022)
	15	Rider (11/22/2022)
FIELD GOAL ATTEMPTS	44	Seton Hall (12/11/2022)
	46	Maryland (01/05/2023)
FIELD GOAL PERCENTAGE	.234 (11-47)	Columbia (11/07/2022)
	.250 (15-60)	Rider (11/22/2022)
3 PT FG MADE	1	Columbia (11/07/2022)
	2	Rider (11/22/2022)
3 PT FG ATTEMPTS	18	at Miami (FL) (11/30/2022)
	18	Rider (11/22/2022)
	18	UMass Lowell (11/12/2022)
3 PT FG PERCENTAGE	.048 (1-21)	Columbia (11/07/2022)
	.111 (3-27)	Central Conn. St. (11/26/2022)
	.111 (2-18)	Rider (11/22/2022)
FREE THROWS MADE	3	Sacred Heart (11/10/2022)
	4	Maryland (01/05/2023)
FREE THROW ATTEMPTS	7	at Michigan St. (01/19/2023)
	8	Sacred Heart (11/10/2022)
FREE THROW PERCENTAGE	.375 (3-8)	Sacred Heart (11/10/2022)
	.444 (4-9)	Maryland (01/05/2023)
REBOUNDS	25	Wake Forest (12/17/2022)
	27	Coppin St. (12/30/2022)
	27	Central Conn. St. (11/26/2022)
ASSISTS	3	Columbia (11/07/2022)
	5	Rider (11/22/2022)
STEALS	3	Bucknell (12/23/2022)
	4	at Northwestern (01/11/2023)
	4	at Purdue (01/02/2023)
	4	Coppin St. (12/30/2022)
BLOCKED SHOTS	0	Bucknell (12/23/2022)
	1	Wake Forest (12/17/2022)
	1	Rider (11/22/2022)
TURNOVERS	9	at Northwestern (01/11/2023)
	10	at Michigan St. (01/19/2023)
FOULS	6	at Miami (FL) (11/30/2022)
	11	at Purdue (01/02/2023)



Rutgers Men's Basketball
Individual Career Summaries
All games

CHOL, Antonio

				Field Goals		3-Point		F-Throws		Rebounds				Scoring						
SEASON	TEAM	GP-GS	MIN/AVG	FG-FGA	FG%	3FG-3FGA	3FG%	FT-FTA	FT%	OFF	DEF	TOT	AVG	PF-FO	A	TO	BLK	STL	PTS	AVG
2022-23	RU	4-0	20/4.9	1-8	.125	1-5	.200	0-0	.000	0	3	3	0.8	1-0	0	2	1	0	3	0.8
TOTAL		4-0	20/4.9	1-8	.125	1-5	.200	0-0	.000	0	3	3	0.8	1-0	0	2	1	0	3	0.8

Single Game Highs

Statistic	Value	
Points	3	vs Central Conn. St. 11/26/22
Rebounds	2	vs Columbia 11/07/22
Blocks	1	vs Central Conn. St. 11/26/22
FG Made	1	vs Central Conn. St. 11/26/22
FG Attempts	3	vs Sacred Heart 11/10/22
3FG Made	1	vs Central Conn. St. 11/26/22
3FG Attempts	2	vs Central Conn. St. 11/26/22

FULIN, Andrew

				Field Goals		3-Point		F-Throws		Rebounds				Scoring						
SEASON	TEAM	GP-GS	MIN/AVG	FG-FGA	FG%	3FG-3FGA	3FG%	FT-FTA	FT%	OFF	DEF	TOT	AVG	PF-FO	A	TO	BLK	STL	PTS	AVG
2022-23	RU	1-0	1/1.0	0-0	.000	0-0	.000	0-0	.000	0	0	0	0.0	0-0	0	0	0	0	0	0.0
TOTAL		1-0	1/1.0	0-0	.000	0-0	.000	0-0	.000	0	0	0	0.0	0-0	0	0	0	0	0	0.0



Rutgers Men's Basketball
Individual Career Summaries
All games

HYATT, Aundre

				Field Goals		3-Point		F-Throws		Rebounds				Scoring						
SEASON	TEAM	GP-GS	MIN/AVG	FG-FGA	FG%	3FG-3FGA	3FG%	FT-FTA	FT%	OFF	DEF	TOT	AVG	PF-FO	A	TO	BLK	STL	PTS	AVG
2019-20	LSU	29-2	317/10.9	20-68	.294	12-50	.240	4-4	1.000	14	44	58	2.0	28-0	7	10	8	11	56	1.9
2020-21	LSU	24-15	383/15.9	38-85	.447	10-35	.286	14-20	.700	33	42	75	3.1	25-0	11	9	7	7	100	4.2
2021-22	RU	32-1	409/12.8	49-139	.353	13-48	.271	26-41	.634	28	62	90	2.8	30-0	21	21	8	7	137	4.3
2022-23	RU	18-9	441/24.5	60-156	.385	23-74	.311	29-38	.763	24	55	79	4.4	27-0	13	26	6	16	172	9.6
TOTAL FOR RU		50-10	850/17.0	109-295	.369	36-122	.295	55-79	.696	52	117	169	3.4	57-0	34	47	14	23	309	6.2
TOTAL		103-27	1550/15.1	167-448	.373	58-207	.280	73-103	.709	99	203	302	2.9	110-0	52	66	29	41	465	4.5

Single Game Highs

Statistic	Value	
Points	19	vs Sacred Heart 11/10/22
Rebounds	10	vs St. Bonaventure 03/20/21, vs Columbia 11/07/22
Assists	3	at DePaul 11/18/21
Steals	3	vs Michigan 03/22/21, vs UMass Lowell 11/12/22
Blocks	4	vs St. Bonaventure 03/20/21
FG Made	6	at Ohio St. 12/08/22
FG Attempts	13	vs Columbia 11/07/22, at Miami (FL) 11/30/22
3FG Made	3	at Miami (FL) 11/30/22, vs Seton Hall 12/11/22
3FG Attempts	9	at Miami (FL) 11/30/22
FT Made	7	vs Sacred Heart 11/10/22
FT Attempts	7	vs Sacred Heart 11/10/22



Rutgers Men's Basketball
Individual Career Summaries
All games

HYATT, Aundre

SEASON	TEAM	GP-GS	MIN/AVG	Field Goals		3-Point		F-Throws		Rebounds				Scoring						
				FG-FGA	FG%	3FG-3FGA	3FG%	FT-FTA	FT%	OFF	DEF	TOT	AVG	PF-FO	A	TO	BLK	STL	PTS	AVG
2019-20	LSU	29-2	317/10.9	20-68	.294	12-50	.240	4-4	1.000	14	44	58	2.0	28-0	7	10	8	11	56	1.9
2020-21	LSU	24-15	383/15.9	38-85	.447	10-35	.286	14-20	.700	33	42	75	3.1	25-0	11	9	7	7	100	4.2
2021-22	RU	32-1	409/12.8	49-139	.353	13-48	.271	26-41	.634	28	62	90	2.8	30-0	21	21	8	7	137	4.3
2022-23	RU	19-9	458/24.1	60-163	.368	23-77	.299	31-40	.775	26	57	83	4.4	30-0	13	26	6	16	174	9.2
TOTAL FOR RU		51-10	866/17.0	109-302	.361	36-125	.288	57-81	.704	54	119	173	3.4	60-0	34	47	14	23	311	6.1
TOTAL		104-27	1566/15.1	167-455	.367	58-210	.276	75-105	.714	101	205	306	2.9	113-0	52	66	29	41	467	4.5

Single Game Highs

Statistic	Value	
Points	19	vs Sacred Heart 11/10/22
Rebounds	10	vs St. Bonaventure 03/20/21, vs Columbia 11/07/22
Assists	3	at DePaul 11/18/21
Steals	3	vs Michigan 03/22/21, vs UMass Lowell 11/12/22
Blocks	4	vs St. Bonaventure 03/20/21
FG Made	6	at Ohio St. 12/08/22
FG Attempts	13	vs Columbia 11/07/22, at Miami (FL) 11/30/22
3FG Made	3	at Miami (FL) 11/30/22, vs Seton Hall 12/11/22
3FG Attempts	9	at Miami (FL) 11/30/22
FT Made	7	vs Sacred Heart 11/10/22



Rutgers Men's Basketball
Individual Career Summaries
All games

MAG, Mawot

				Field Goals		3-Point		F-Throws		Rebounds									Scoring	
SEASON	TEAM	GP-GS	MIN/AVG	FG-FGA	FG%	3FG-3FGA	3FG%	FT-FTA	FT%	OFF	DEF	TOT	AVG	PF-FO	A	TO	BLK	STL	PTS	AVG
2020-21	RU	12-0	69/5.8	10-16	.625	1-3	.333	3-6	.500	4	9	13	1.1	5-0	1	4	1	2	24	2.0
2021-22	RU	28-2	328/11.7	31-75	.413	4-17	.235	16-23	.696	24	28	52	1.9	36-0	12	17	7	8	82	2.9
2022-23	RU	19-19	469/24.7	53-114	.465	7-27	.259	30-41	.732	35	67	102	5.4	44-1	23	31	9	18	143	7.5
TOTAL		59-21	866/14.7	94-205	.459	12-47	.255	49-70	.700	63	104	167	2.8	85-1	36	52	17	28	249	4.2

Single Game Highs

Statistic	Value	
Points	15	vs Ohio St. 01/15/23
Rebounds	9	vs Indiana 12/03/22
Assists	4	at Ohio St. 12/08/22
Steals	3	at Michigan 02/23/22
Blocks	2	vs Merrimack 11/13/21, vs Indiana 12/03/22
FG Made	5	at Massachusetts 11/27/21, vs Ohio St. 01/15/23
FG Attempts	12	at Miami (FL) 11/30/22
3FG Made	2	at Illinois 12/03/21, vs Ohio St. 01/15/23
3FG Attempts	3	at Ohio St. 12/08/22, vs Ohio St. 01/15/23
FT Made	4	at Nebraska 01/29/22, vs Sacred Heart 11/10/22
FT Attempts	4	10 times



Rutgers Men's Basketball
Individual Career Summaries
All games

MCCONNELL, Caleb

		Field Goals		3-Point		F-Throws		Rebounds				Scoring								
SEASON	TEAM	GP-GS	MIN/AVG	FG-FGA	FG%	3FG-3FGA	3FG%	FT-FTA	FT%	OFF	DEF	TOT	AVG	PF-FO	A	TO	BLK	STL	PTS	AVG
2018-19	RU	31-0	483/15.6	54-130	.415	20-56	.357	42-53	.792	16	63	79	2.5	41-1	32	37	4	26	170	5.5
2019-20	RU	31-21	664/21.4	78-190	.411	14-50	.280	38-48	.792	32	84	116	3.7	50-0	47	44	7	25	208	6.7
2020-21	RU	20-8	459/22.9	44-139	.317	10-49	.204	16-20	.800	23	63	86	4.3	47-1	31	17	7	29	114	5.7
2021-22	RU	32-31	957/29.9	87-219	.397	16-59	.271	36-54	.667	36	135	171	5.3	89-1	67	52	15	70	226	7.1
2022-23	RU	14-13	473/33.8	55-131	.420	7-33	.212	21-28	.750	24	52	76	5.4	34-1	46	32	7	34	138	9.9
TOTAL		128-73	3036/23.7	318-809	.393	67-247	.271	153-203	.754	131	397	528	4.1	261-4	223	182	40	184	856	6.7

Single Game Highs

Statistic	Value	
Points	25	at Illinois 02/09/19
Rebounds	12	vs Minnesota 01/19/20, at Seton Hall 12/12/21
Assists	9	at Massachusetts 11/27/21
Steals	6	at Massachusetts 11/27/21, at Wisconsin 02/12/22
Blocks	3	vs Wisconsin 02/26/22
FG Made	10	vs Notre Dame 03/16/22
FG Attempts	15	vs Maryland 01/25/22
3FG Made	3	5 times
3FG Attempts	7	vs Maine 12/29/18, at Iowa 02/10/21
FT Made	12	vs Purdue 01/28/20
FT Attempts	12	vs Purdue 01/28/20

MILLER, Jalen

		Field Goals		3-Point		F-Throws		Rebounds				Scoring								
SEASON	TEAM	GP-GS	MIN/AVG	FG-FGA	FG%	3FG-3FGA	3FG%	FT-FTA	FT%	OFF	DEF	TOT	AVG	PF-FO	A	TO	BLK	STL	PTS	AVG
2021-22	RU	24-0	189/7.9	6-17	.353	0-1	.000	3-4	.750	4	10	14	0.6	29-0	8	8	2	7	15	0.6
2022-23	RU	13-0	105/8.1	5-16	.313	0-1	.000	4-4	1.000	3	9	12	0.9	11-0	7	1	1	2	14	1.1
TOTAL		37-0	293/7.9	11-33	.333	0-2	.000	7-8	.875	7	19	26	0.7	40-0	15	9	3	9	29	0.8

Single Game Highs

Statistic	Value	
Points	6	vs Central Conn. St. 11/26/22
Rebounds	4	vs Temple 11/18/22
Assists	2	4 times
Steals	2	vs Nebraska 01/08/22
Blocks	1	vs Central Conn. St. 01/01/22, at Penn St. 01/11/22, vs Coppin St. 12/30/22
FG Made	2	vs Nebraska 01/08/22, vs Central Conn. St. 11/26/22
FG Attempts	3	6 times
3FG Attempts	1	at Seton Hall 12/12/21, at Miami (FL) 11/30/22
FT Made	2	at Nebraska 01/29/22, vs Rider 11/22/22, vs Central Conn. St. 11/26/22
FT Attempts	2	4 times



Rutgers Men's Basketball
Individual Career Summaries
All games

MULCAHY, Paul

SEASON	TEAM	GP-GS	MIN/AVG	Field Goals		3-Point		F-Throws		Rebounds				Scoring						
				FG-FGA	FG%	3FG-3FGA	3FG%	FT-FTA	FT%	OFF	DEF	TOT	AVG	PF-FO	A	TO	BLK	STL	PTS	AVG
2019-20	RU	31-0	560/18.1	47-87	.540	8-24	.333	14-22	.636	17	61	78	2.5	53-0	61	28	9	12	116	3.7
2020-21	RU	28-21	764/27.3	58-121	.479	22-56	.393	27-40	.675	25	68	93	3.3	63-3	80	45	10	18	165	5.9
2021-22	RU	32-32	1028/32.1	112-256	.438	26-75	.347	38-49	.776	38	94	132	4.1	75-1	169	83	8	36	288	9.0
2022-23	RU	15-13	452/30.1	48-114	.421	11-28	.393	25-28	.893	11	42	53	3.5	20-0	62	25	5	25	132	8.8
TOTAL		106-66	2805/26.5	265-578	.458	67-183	.366	104-139	.748	91	265	356	3.4	211-4	372	181	32	91	701	6.6

Single Game Highs

Statistic	Value	
Points	31	at Northwestern 02/01/22
Rebounds	9	vs Minnesota 01/19/20, vs Hofstra 11/29/20
Assists	12	vs Michigan St. 02/05/22
Steals	4	5 times
Blocks	2	vs Fairleigh Dickinson 11/27/20
FG Made	10	at Northwestern 02/01/22
FG Attempts	13	at Northwestern 02/01/22, at Purdue 01/02/23, at Northwestern 01/11/23
3FG Made	4	vs Maine 12/30/21
3FG Attempts	6	vs Indiana 03/11/21, vs Ohio St. 01/15/23
FT Made	9	at Northwestern 02/01/22
FT Attempts	11	at Northwestern 02/01/22



Rutgers Men's Basketball
Individual Career Summaries
All games

OMORUYI, Clifford

				Field Goals		3-Point		F-Throws		Rebounds				Scoring						
SEASON	TEAM	GP-GS	MIN/AVG	FG-FGA	FG%	3FG-3FGA	3FG%	FT-FTA	FT%	OFF	DEF	TOT	AVG	PF-FO	A	TO	BLK	STL	PTS	AVG
2020-21	RU	23-6	346/15.0	36-57	.632	1-2	.500	14-33	.424	19	72	91	4.0	45-0	4	10	16	9	87	3.8
2021-22	RU	32-32	919/28.7	161-258	.624	1-6	.167	59-98	.602	69	181	250	7.8	70-0	12	41	40	17	382	11.9
2022-23	RU	19-19	567/29.8	96-200	.480	4-19	.211	54-87	.621	65	128	193	10.2	47-1	21	40	37	12	250	13.2
TOTAL		74-57	1832/24.8	293-515	.569	6-27	.222	127-218	.583	153	381	534	7.2	162-1	37	91	93	38	719	9.7

Single Game Highs

Statistic	Value	
Points	22	at Northwestern 02/01/22, vs UMass Lowell 11/12/22
Rebounds	15	vs UMass Lowell 11/12/22
Assists	3	vs Notre Dame 03/16/22, at Northwestern 01/11/23
Steals	3	vs Purdue 12/09/21
Blocks	6	vs Bucknell 12/23/22, vs Ohio St. 01/15/23
FG Made	9	vs Central Conn. St. 01/01/22, at Northwestern 02/01/22, vs Temple 11/18/22
FG Attempts	17	vs UMass Lowell 11/12/22, vs Temple 11/18/22
3FG Made	1	6 times
3FG Attempts	2	6 times
FT Made	6	at Purdue 02/20/22, vs UMass Lowell 11/12/22, vs Ohio St. 01/15/23
FT Attempts	11	vs Rider 11/22/22

PALMQUIST, Oskar

				Field Goals		3-Point		F-Throws		Rebounds				Scoring						
SEASON	TEAM	GP-GS	MIN/AVG	FG-FGA	FG%	3FG-3FGA	3FG%	FT-FTA	FT%	OFF	DEF	TOT	AVG	PF-FO	A	TO	BLK	STL	PTS	AVG
2020-21	RU	12-0	58/4.9	2-12	.167	2-10	.200	3-6	.500	3	5	8	0.7	8-0	5	5	0	2	9	0.8
2021-22	RU	15-0	90/6.0	7-17	.412	5-11	.455	3-6	.500	5	5	10	0.7	11-0	6	3	0	2	22	1.5
2022-23	RU	8-0	27/3.4	2-8	.250	1-4	.250	1-2	.500	2	7	9	1.1	3-0	1	0	0	0	6	0.8
TOTAL		35-0	175/5.0	11-37	.297	8-25	.320	7-14	.500	10	17	27	0.8	22-0	12	8	0	4	37	1.1

Single Game Highs

Statistic	Value	
Points	4	vs Central Conn. St. 01/01/22, vs Maine 12/30/21
Rebounds	4	at Illinois 12/03/21
Assists	3	at Illinois 12/03/21
Steals	2	at Massachusetts 11/27/21
FG Made	2	vs Central Conn. St. 01/01/22
FG Attempts	4	vs Syracuse 12/08/20
3FG Made	1	8 times
3FG Attempts	4	vs Syracuse 12/08/20
FT Made	2	vs Michigan St. 01/28/21, at Massachusetts 11/27/21
FT Attempts	2	7 times



Rutgers Men's Basketball
Individual Career Summaries
All games

REIBER, Dean

				Field Goals		3-Point		F-Throws		Rebounds								Scoring		
SEASON	TEAM	GP-GS	MIN/AVG	FG-FGA	FG%	3FG-3FGA	3FG%	FT-FTA	FT%	OFF	DEF	TOT	AVG	PF-FO	A	TO	BLK	STL	PTS	AVG
2020-21	RU	13-0	77/5.9	3-10	.300	0-3	.000	5-6	.833	2	8	10	0.8	11-0	1	5	5	3	11	0.8
2021-22	RU	28-0	211/7.5	34-64	.531	7-12	.583	7-12	.583	10	26	36	1.3	32-0	12	15	11	8	82	2.9
2022-23	RU	19-0	118/6.2	10-27	.370	3-13	.231	5-10	.500	4	14	18	0.9	15-0	8	3	2	3	28	1.5
TOTAL		60-0	405/6.8	47-101	.465	10-28	.357	17-28	.607	16	48	64	1.1	58-0	21	23	18	14	121	2.0

Single Game Highs

Statistic	Value	
Points	12	vs Michigan St. 02/05/22
Rebounds	5	vs Coppin St. 12/30/22
Assists	3	vs Rider 11/22/22
Steals	2	at Northwestern 02/01/22
Blocks	3	at Nebraska 01/29/22
FG Made	5	vs Michigan St. 02/05/22
FG Attempts	6	vs Nebraska 01/08/22, vs Michigan St. 02/05/22, vs Penn St. 03/06/22
3FG Made	2	vs Nebraska 01/08/22, vs Michigan St. 02/05/22
3FG Attempts	3	4 times
FT Made	2	5 times
FT Attempts	2	12 times

SIMPSON, Derek

				Field Goals		3-Point		F-Throws		Rebounds								Scoring		
SEASON	TEAM	GP-GS	MIN/AVG	FG-FGA	FG%	3FG-3FGA	3FG%	FT-FTA	FT%	OFF	DEF	TOT	AVG	PF-FO	A	TO	BLK	STL	PTS	AVG
2022-23	RU	19-3	375/19.8	45-127	.354	9-38	.237	26-32	.813	5	18	23	1.2	20-0	28	19	3	18	125	6.6
TOTAL		19-3	375/19.8	45-127	.354	9-38	.237	26-32	.813	5	18	23	1.2	20-0	28	19	3	18	125	6.6

Single Game Highs

Statistic	Value	
Points	16	vs UMass Lowell 11/12/22
Rebounds	4	vs Columbia 11/07/22, vs Indiana 12/03/22
Assists	6	vs Coppin St. 12/30/22
Steals	3	vs Sacred Heart 11/10/22
Blocks	1	vs Columbia 11/07/22, vs Rider 11/22/22, vs Wake Forest 12/17/22
FG Made	5	vs Sacred Heart 11/10/22, vs Central Conn. St. 11/26/22, vs Indiana 12/03/22
FG Attempts	13	vs Indiana 12/03/22
3FG Made	2	vs Central Conn. St. 11/26/22, vs Indiana 12/03/22
3FG Attempts	5	vs Temple 11/18/22, vs Indiana 12/03/22
FT Made	10	vs UMass Lowell 11/12/22
FT Attempts	10	vs UMass Lowell 11/12/22



Rutgers Men's Basketball
Individual Career Summaries
All games

SPENCER, Cam

SEASON	TEAM	GP-GS	MIN/AVG	Field Goals		3-Point		F-Throws		Rebounds				Scoring						
				FG-FGA	FG%	3FG-3FGA	3FG%	FT-FTA	FT%	OFF	DEF	TOT	AVG	PF-FO	A	TO	BLK	STL	PTS	AVG
2019-20	Loyola	23-9	641/27.9	80-163	.491	41-94	.436	30-35	.857	14	65	79	3.4	38-0	72	19	1	8	231	10.0
2020-21	Loyola	5-3	129/25.7	17-40	.425	7-15	.467	10-13	.769	2	20	22	4.4	13-1	15	11	1	5	51	10.2
2021-22	Loyola	30-30	1106/36.9	208-444	.468	59-167	.353	91-106	.858	16	128	144	4.8	44-0	95	39	8	68	566	18.9
2022-23	RU	18-18	549/30.5	80-175	.457	43-93	.462	38-40	.950	8	45	53	2.9	34-0	66	24	2	46	241	13.4
TOTAL FOR RU		18-18	549/30.5	80-175	.457	43-93	.462	38-40	.950	8	45	53	2.9	34-0	66	24	2	46	241	13.4
TOTAL		76-60	2425/31.9	385-822	.468	150-369	.407	169-194	.871	40	258	298	3.9	129-1	248	93	12	127	1089	14.3

Single Game Highs

Statistic	Value	
Points	32	at Col. of Charleston 11/13/21
Rebounds	9	vs Army West Point 02/02/22, vs Lehigh 02/20/22
Assists	7	at Navy 03/06/21, vs Chicago St. 12/01/21, vs Coppin St. 12/30/22
Steals	6	vs Columbia 11/07/22
Blocks	2	at Boston U. 01/07/22, vs Lehigh 02/20/22
FG Made	12	at Col. of Charleston 11/13/21
FG Attempts	23	at Army West Point 01/01/22
3FG Made	6	at Northwestern 01/11/23
3FG Attempts	11	vs Navy 02/05/22
FT Made	12	vs Mount St. Mary's 12/04/21
FT Attempts	14	at American 02/26/22

STEPHENS, Logan

SEASON	TEAM	GP-GS	MIN/AVG	Field Goals		3-Point		F-Throws		Rebounds				Scoring						
				FG-FGA	FG%	3FG-3FGA	3FG%	FT-FTA	FT%	OFF	DEF	TOT	AVG	PF-FO	A	TO	BLK	STL	PTS	AVG
2022-23	RU	3-0	5/1.8	2-4	.500	0-2	.000	2-3	.667	0	0	0	0.0	2-0	1	0	0	0	6	2.0
TOTAL		3-0	5/1.8	2-4	.500	0-2	.000	2-3	.667	0	0	0	0.0	2-0	1	0	0	0	6	2.0

Single Game Highs

Statistic	Value	
Points	2	vs Columbia 11/07/22, vs Central Conn. St. 11/26/22, vs Bucknell 12/23/22
Assists	1	vs Central Conn. St. 11/26/22
FG Made	1	vs Columbia 11/07/22, vs Central Conn. St. 11/26/22
FG Attempts	3	vs Central Conn. St. 11/26/22
3FG Attempts	2	vs Central Conn. St. 11/26/22
FT Made	2	vs Bucknell 12/23/22
FT Attempts	2	vs Bucknell 12/23/22



Rutgers Men's Basketball
Individual Career Summaries
All games

TERRY, Aiden

				Field Goals		3-Point		F-Throws		Rebounds								Scoring		
SEASON	TEAM	GP-GS	MIN/AVG	FG-FGA	FG%	3FG-3FGA	3FG%	FT-FTA	FT%	OFF	DEF	TOT	AVG	PF-FO	A	TO	BLK	STL	PTS	AVG
2020-21	RU	1-0	2/1.6	0-0	.000	0-0	.000	0-0	.000	0	1	1	1.0	0-0	0	0	0	0	0	0.0
2021-22	RU	3-0	5/1.8	0-0	.000	0-0	.000	0-0	.000	0	4	4	1.3	1-0	1	3	0	0	0	0.0
2022-23	RU	6-0	10/1.7	1-4	.250	0-1	.000	0-1	.000	0	4	4	0.7	1-0	2	0	0	1	2	0.3
TOTAL		10-0	17/1.7	1-4	.250	0-1	.000	0-1	.000	0	9	9	0.9	2-0	3	3	0	1	2	0.2

Single Game Highs

Statistic	Value	
Points	2	vs Rider 11/22/22
Rebounds	3	vs Nebraska 01/08/22
Assists	1	vs Nebraska 01/08/22, vs Central Conn. St. 11/26/22, vs Bucknell 12/23/22
Steals	1	vs Bucknell 12/23/22
FG Made	1	vs Rider 11/22/22
FG Attempts	2	vs Rider 11/22/22
3FG Attempts	1	vs Coppin St. 12/30/22
FT Attempts	1	vs Sacred Heart 11/10/22

WOOLFOLK, Antwone

				Field Goals		3-Point		F-Throws		Rebounds								Scoring		
SEASON	TEAM	GP-GS	MIN/AVG	FG-FGA	FG%	3FG-3FGA	3FG%	FT-FTA	FT%	OFF	DEF	TOT	AVG	PF-FO	A	TO	BLK	STL	PTS	AVG
2022-23	RU	18-0	157/8.7	23-34	.676	0-0	.000	9-18	.500	14	23	37	2.1	32-1	7	15	5	8	55	3.1
TOTAL		18-0	157/8.7	23-34	.676	0-0	.000	9-18	.500	14	23	37	2.1	32-1	7	15	5	8	55	3.1

Single Game Highs

Statistic	Value	
Points	10	vs Coppin St. 12/30/22
Rebounds	9	vs Rider 11/22/22
Assists	2	vs UMass Lowell 11/12/22, vs Bucknell 12/23/22
Steals	2	vs Central Conn. St. 11/26/22
Blocks	1	5 times
FG Made	4	vs Central Conn. St. 11/26/22, vs Coppin St. 12/30/22
FG Attempts	6	vs Rider 11/22/22
FT Made	2	vs Rider 11/22/22, vs Coppin St. 12/30/22, at Purdue 01/02/23
FT Attempts	4	vs Rider 11/22/22

NCAA Statistics

Rutgers - 2022-23 Men's Basketball Ranking Summary thru games 01/20/2023

Statistic	National Conference		Value	National Leader	Value	Conference Leader		Value
	Rank	Rank				Value	Value	
Assist/Turnover Ratio (352 ranked)	57	9	1.27	Virginia	1.74	Iowa	1.70	
Assists Per Game (352 ranked)	62	5	15.2	Xavier	20.6	Iowa	17.1	
Bench Points per game (352 ranked)	280	10	15.95	Fla. Atlantic	37.79	Indiana	24.00	
Blocks Per Game (352 ranked)	77	8	4.1	Utah Valley	6.6	Illinois	6.1	
Effective FG pct (352 ranked)	310	13	0.475	Colgate	0.583	Indiana	0.564	
Fastbreak Points (352 ranked)	54	2	12.68	TCU	21.22	Iowa	12.83	
Field Goal Percentage (352 ranked)	268	11	42.7	Gonzaga	51.4	Indiana	50.9	
Field Goal Percentage Defense (352 ranked)	7	1	37.7	Tennessee	33.6	Rutgers	37.7	
Fouls Per Game (352 ranked)	88	8	15.7	Butler	12.6	Purdue	13.3	
Free Throw Attempts Per Game (352 ranked)	167	7	18.0	UTRGV	27.3	Iowa	22.0	
Free Throw Percentage (352 ranked)	82	5	74.0	Villanova	83.2	Penn St.	77.6	
Free Throws Made Per Game (352 ranked)	135	6	13.3	UTRGV	18.9	Iowa	16.1	
Rebound Margin (352 ranked)	61	5	4.7	Purdue	11.4	Purdue	11.4	
Rebounds (Defensive) Per Game (352 ranked)	112	10	26.00	Alabama	32.56	Michigan	28.17	
Rebounds (Offensive) Per Game (352 ranked)	28	1	12.63	Saint Peter's	14.89	Rutgers	12.63	
Rebounds Per Game (352 ranked)	43	5	38.63	Alabama	46.00	Purdue	39.84	
Scoring Defense (352 ranked)	5	1	57.6	Houston	53.3	Rutgers	57.6	
Scoring Margin (352 ranked)	20	2	12.6	Houston	22.9	Purdue	14.3	
Scoring Offense (352 ranked)	212	9	70.2	Southern Utah	87.3	Iowa	82.0	
Steals Per Game (352 ranked)	10	1	9.8	Missouri	11.7	Rutgers	9.8	
Three Point Attempts Per Game (352 ranked)	307	13	18.2	Col. of Charleston	31.0	Penn St.	27.7	
Three Point Percentage (352 ranked)	292	12	31.5	Utah St.	42.6	Penn St.	39.6	
Three Point Percentage Defense (352 ranked)	31	3	29.6	Tennessee	21.7	Ohio St.	29.1	
Three Pointers Per Game (352 ranked)	318	14	5.7	Liberty	11.8	Penn St.	10.9	
Turnover Margin (352 ranked)	21	2	4.1	UNLV	7.4	Northwestern	4.9	
Turnovers Forced Per Game (352 ranked)	34	1	16.05	UNLV	20.11	Rutgers	16.05	
Turnovers Per Game (352 ranked)	91	9	12.0	Penn St.	8.7	Penn St.	8.7	
Winning Percentage (352 ranked)	75	4	68.4	Col. of Charleston	95.2	Purdue	94.7	

Statistic	Player	National Conference		Value	National Leader	Value	Conference Leader		Value
		Rank	Rank				Value	Value	
Assist/Turnover Ratio (350 ranked)	Cam Spencer	17	2	2.92	Dalvin White, Chattanooga	4.31	Jalen Pickett, Penn St.	3.74	
	Paul Mulcahy	44	3	2.48					
Assists (349 ranked)	Cam Spencer	174	6	70	Yuri Collins, Saint Louis	191	Jalen Pickett, Penn St.	131	
	Paul Mulcahy	265	10	62					
Assists Per Game (346 ranked)	Paul Mulcahy	123	7	4.1	Yuri Collins, Saint Louis	10.6	Jalen Pickett, Penn St.	7.3	
	Cam Spencer	192	9	3.7					
Blocks (312 ranked)	Clifford Omoruyi	29	3	37	Jamarion Sharp, Western Ky.	81	Trayce Jackson-Davis, Indiana	44	
Blocks Per Game (344 ranked)	Clifford Omoruyi	34	3	1.95	Jamarion Sharp, Western Ky.	4.26	Trayce Jackson-Davis, Indiana	2.93	
Double Doubles (245 ranked)	Clifford Omoruyi	29	2	7	Joel Soriano, St. John's (NY)	17	Zach Edey, Purdue	15	
Field Goal Attempts (345 ranked)					Antoine Davis, Detroit Mercy	404	Jalen Pickett, Penn St.	257	
Field Goal Percentage (333 ranked)	Clifford Omoruyi	145	9	48.0	Max Fiedler, Rice	77.3	Zach Edey, Purdue	61.6	
Field Goals (330 ranked)	Clifford Omoruyi	281	10	96	Taevion Kinsey, Marshall	172	Zach Edey, Purdue	146	
Free Throw Attempts (344 ranked)	Clifford Omoruyi	152	5	87	Drew Pember, UNC Asheville	166	Terrence Shannon Jr., Illinois	128	
Free Throw Percentage (348 ranked)					Walter Clayton Jr., Iona	97.9	Braden Smith, Purdue	88.9	
Free Throws (336 ranked)	Clifford Omoruyi	290	8	54	Drew Pember, UNC Asheville	138	Terrence Shannon Jr., Illinois	98	
Minutes Per Game (347 ranked)					Daryl Banks III, St. Bonaventure	38:44	Ta'lon Cooper, Minnesota	35:57	
Points (347 ranked)	Cam Spencer	347	12	258	Antoine Davis, Detroit Mercy	498	Zach Edey, Purdue	384	
Points Per Game (349 ranked)					Antoine Davis, Detroit Mercy	26.2	Zach Edey, Purdue	21.3	
Rebounds (348 ranked)	Clifford Omoruyi	10	2	193	Joel Soriano, St. John's (NY)	245	Zach Edey, Purdue	234	
Rebounds (Defensive) Per Game (346 ranked)	Clifford Omoruyi	26	3	6.74	Dillon Jones, Weber St.	9.94	Zach Edey, Purdue	7.78	
Rebounds (Offensive) Per Game (348 ranked)	Clifford Omoruyi	21	2	3.42	Oscar Tshiebwe, Kentucky	5.94	Zach Edey, Purdue	5.22	
Rebounds Per Game (347 ranked)	Clifford Omoruyi	15	2	10.2	Oscar Tshiebwe, Kentucky	13.8	Zach Edey, Purdue	13.0	
Steals (310 ranked)	Cam Spencer	4	1	50	Jaelen House, New Mexico	55	Cam Spencer, Rutgers	50	
	Caleb McConnell	90	3	34					
	Paul Mulcahy	310	8	25					
Steals Per Game (342 ranked)	Cam Spencer	7	2	2.63	Maliqie Jacobs, Kent St.	3.00	Chase Audige, Northwestern	2.88	
	Paul Mulcahy	140	4	1.67					
Three Point Attempts (344 ranked)	Cam Spencer	296	8	98	Darius McGhee, Liberty	217	Andrew Funk, Penn St.	134	
Three Point Percentage (111 ranked)					Steven Ashworth, Utah St.	49.6	Andrew Funk, Penn St.	41.8	
Three Pointers Per Game (348 ranked)	Cam Spencer	159	5	2.26	Darius McGhee, Liberty	4.80	Andrew Funk, Penn St.	3.11	
Total 3-point FGM (322 ranked)	Cam Spencer	142	2	43	Darius McGhee, Liberty	96	Andrew Funk, Penn St.	56	