



2022 PENN STATE BASEBALL

PENN STATE VS. RUTGERS | MARCH 25-26, 2022 | UNIVERSITY PARK, PA.

2022 SCHEDULE

Date Opponent Time/Result

FEBRUARY

18	vs. Monmouth (Cary, N.C.)	L, 1-10
19	vs. LIU (DH) (Cary, N.C.)	W, 14-3/L, 8-11
20	vs. Northeastern (Cary, N.C.)	L, 1-8
25	vs. Maine (Cary, N.C.)	W, 4-3
26	vs. Maine (DH) (Cary, N.C.)	L, 3-5/W, 9-3

MARCH

4	at #5 Virginia (ACCNX)	L, 1-10
5	at #5 Virginia (ACCNX)	L, 4-10
6	at #5 Virginia (ACCNX)	L, 1-13
8	at VMI (ESPN+)	L, 4-11
11	vs. UMass (Cary, N.C.)	W, 10-6
12	vs. UMass (Cary, N.C.)	L, 4-11
13	vs. UMass (Cary, N.C.)	W, 1-0
15-16	NIAGARA (B1G+)	Canceled
18	MILWAUKEE (B1G+)	W, 6-4
19	MILWAUKEE (B1G+)	W, 4-3
20	MILWAUKEE (B1G+)	L, 0-12
22	YOUNGSTOWN STATE (B1G+)	L, 1-2
25	RUTGERS* (B1G+)	3 P.M.
25	RUTGERS* (B1G+)	TBD
26	RUTGERS* (BTN)	5 P.M.
29	PITTSBURGH (B1G+)	6 P.M.
30	ST. BONAVENTURE (B1G+)	6 P.M.

APRIL

1	at #22 Maryland* (B1G+)	6:30 p.m.
2	at #22 Maryland* (B1G+)	2 p.m.
3	at #22 Maryland* (B1G+)	1 p.m.
6	BUCKNELL (B1G+)	6 P.M.
8	at Northwestern* (B1G+)	4:30 p.m.
9	at Northwestern* (B1G+)	3 p.m.
10	at Northwestern* (B1G+)	2 p.m.
12	WEST VIRGINIA (B1G+)	6 P.M.
14	PURDUE* (B1G+)	6 P.M.
15	PURDUE* (B1G+)	6 P.M.
16	PURDUE* (B1G+)	1 P.M.
20	MOUNT ST. MARY'S (B1G+)	6 P.M.
22	at Minnesota* (B1G+)	7 p.m.
23	at Minnesota* (B1G+)	3 p.m.
24	at Minnesota* (B1G+)	11 a.m.
26	BUCKNELL (B1G+)	6 P.M.
27	at West Virginia	6:30 p.m.
29	OMAHA (B1G+)	6 P.M.
30	OMAHA (B1G+)	6 P.M.

MAY

1	OMAHA (B1G+)	1 P.M.
6	MICHIGAN STATE* (B1G+)	6 P.M.
7	MICHIGAN STATE* (B1G+)	1 P.M.
8	MICHIGAN STATE* (B1G+)	1 P.M.
10	at Georgetown (Bowie Baysox Stadium)	6 p.m.
13	at Ohio State* (B1G+)	6:05 p.m.
14	at Ohio State* (B1G+)	3:05 p.m.
15	at Ohio State* (BTN)	1:05 p.m.
17	at Pittsburgh (PNC Park)	6 p.m.
19	ILLINOIS* (B1G+)	6 P.M.
20	ILLINOIS* (B1G+)	6 P.M.
21	ILLINOIS* (B1G+, Senior Day)	1 P.M.
25-29	Big Ten Tournament (Omaha, Neb.)	TBA

STRATEGIC COMMUNICATIONS

Primary Contact.....Paul Marboe
 Office Phone.....814-865-1757
 Cell Phone.....814-777-7604
 Email.....prm5118@psu.edu

PENN STATE NITTANY LIONS
(7-11, 0-0 BIG TEN)



vs.

RUTGERS SCARLET KNIGHTS
(14-5, 0-0 BIG TEN)



GOPSUSPORTS.COM | @PENNSTATEBASE | MEDLAR FIELD AT LUBRANO PARK
 B1G+(Friday) | BTN (Saturday; Connor Onion, Danan Hughes)
 RADIO: ESPN Radio 103.7/1450 (Brian Tripp)

LEADING OFF

- Penn State begins Big Ten play, hosting Rutgers for a three-game series.
- The Nittany Lions are 48-34 all-time against Rutgers.
- Rutgers is one of 11 opponents that Penn State has played 80 or more times.
- Penn State won five of seven games against Rutgers in 2021.
- Penn State won two of three games in its series against Milwaukee last weekend, but fell against Youngstown State on Tuesday.
- The blue and white dropped a 2-1 decision against YSU despite a strong performance from its pitching staff, which struck out 12 batters and allowed five hits and two unearned runs.
- Billy Gerlott and Johnny Piacentino each had two hits against Youngstown State, with Gerlott scoring a run.
- Matt Wood leads the Nittany Lions this season in batting average (.345), hits (20), runs (16), home runs (4), RBI (14), walks (12), slugging % (.655) and on-base percentage (.472).
- Josh Spiegel is batting .306 with 19 hits.
- Jaden Henline and Tyler Shingledecker have been strong members of the Nittany Lions' bullpen.
- Shingledecker is 3-1 in a team-high nine appearances, while Henline has three saves.

PROJECTED STARTERS



Travis Luensmann
 RHP | So. | 6-6 | 234
 Altoona, Pa.
 5 Appearances/5 Starts
 0-2, 6.29 ERA, 32K/13BB



Tommy Molsky
 RHP | Fr. | 6-11 | 160
 Dillsburg, Pa.
 4 Appearances/4 Starts
 0-3, 4.35 ERA, 22K/10BB

TBA

LINEUP (MOST STARTS BY POSITION)

No.	Name	Pos.	B/T	Ht./Wt.	Yr.	AVG	HR	RBI
14	Matt Wood	C	L/R	5-10/190	Jr.	.345	4	14
41	Josh Spiegel	1B	R/R	6-3/206	R-Jr.	.306	1	7
2	Kyle Hannon	2B	L/R	5-10/194	So.	.288	0	6
1	Jay Harry	SS	L/R	6-0/195	So.	.268	1	7
7	C.J. Pittaro	3B	L/R	6-1/195	So.	.160	0	3
3	Cole Bartels	LF	R/R	6-3/195	Gr.	.282	0	6
35	Billy Gerlott	CF	R/R	6-1/195	So.	.290	0	8
13	Tayven Kelley	RF	R/R	6-3/200	Jr.	.190	0	7
30	Anthony Steele	DH	L/L	6-4/225	Fr.	.262	1	4

PAGE 2 | PENN STATE VS. RUTGERS

No.	Name	Pos.	B/T	Yr.	Ht.	Wt.	Hometown/High School/Last School
1	Jay Harry	IF	L/R	So.	6-0	195	Metuchen, N.J./Metuchen
1	Kyle Hannon	IF/OF	L/R	So.	5-10	194	Harrisburg, Pa. / Red Land
3	Cole Bartels	OF/IF	R/R	Gr.	6-3	195	Belmont, Mass. / Belmont
4	Tyson Cooper	C/IF	S/R	R-So.	5-9	200	State College, Pa. / State College Area
5	Carson Ertter	OF	L/L	Jr.	5-10	175	Ebensburg, Pa. / Bishop Carroll Catholic
6	Joe Nastasi	RHP	R/R	So.	6-0	217	State College, Pa. / State College
7	C.J. Pittaro	IF	L/R	So.	6-1	195	Hamilton, N.J. / Steinert / Vanderbilt
8	Patrick DeMarco	RHP	R/R	Fr.	6-1	200	Los Angeles, Calif. / Marantha
9	Connor Throneberry	IF/RHP	R/R	Fr.	6-6	230	St. Louis, Mo. / Marquette Senior
10	Tanner Folds	LHP	R/L	Fr.	6-1	195	Calhoun, Ga. / Sonoraville
11	Chad Rogers	RHP	R/R	So.	6-5	220	Mentor, Ohio/Mentor
12	Kellan Tulio	LHP	L/L	Jr.	6-2	215	Emmaus, Pa. / Emmaus / Louisville
13	Tayven Kelley	OF	R/R	Jr.	6-3	200	Boiling Springs, Pa. / Boiling Springs
14	Matt Wood	C	L/R	Jr.	5-10	190	Gibsonia, Pa. / Pine Richland
15	Brenden Franks	IF/RHP	R/R	Jr.	6-3	205	State College, Pa. / State College
17	Seneca Gregory	RHP	R/R	Fr.	6-4	225	Stafford, Va. / Mountain View
18	Mason Mellott	RHP	R/R	Gr.	6-0	205	State College, Pa. / State College Area
19	Derek Cease	RHP/IF	R/R	Fr.	5-8	150	Plymouth, Pa. / Greater Nanticoke Area
20	Blaise Sclafani	RHP	R/R	Sr.	6-6	200	Souderton, Pa. / Souderton / UMass Lowell
21	Steven Miller	RHP	R/R	Sr.	6-1	190	Pittsburgh, Pa. / North Hills
22	Johnny Piacentino	OF	R/R	Jr.	5-11	185	Cherry Hill, N.J. / Bishop Eustace Prep
23	Jake Cooper	IF	R/R	Fr.	5-9	195	State College, Pa. / State College Area
24	Jaden Henline	RHP	L/R	So.	6-2	195	New Cumberland, Pa. / Red Land
25	Chase Renner	RHP	R/R	Fr.	6-4	190	Alburtis, Pa. / Brandywine Heights
27	Tommy Molsky	RHP	R/R	Fr.	6-1	160	Dillsburg, Pa. / Northern York County
28	Hutch Gagnon	LHP	L/L	Sr.	6-3	220	Downingtown, Pa. / Downingtown East
29	Carson Kohls	RHP	R/R	So.	6-0	195	Sacramento, Calif. / El Camino
30	Anthony Steele	1B/LHP/OF/L	L	Fr.	6-4	225	Shelton, Conn. / Shelton
31	Ryan Partridge	LHP	R/L	Jr.	6-3	215	Wexford, Pa. / North Allegheny
33	Travis Luensmann	RHP	R/R	So.	6-6	234	Altoona, Pa. / Bellewood-Antis / South Carolina
34	Richie Paltridge	LHP/1B/OF/L	L	So.	6-3	194	Montgomery, N.Y. / John S. Burke Catholic
35	Billy Gerlott	OF/IF	R/R	So.	6-1	195	Auburn, Pa. / Blue Mountain
36	Tyler Shingledecker	LHP	R/L	Sr.	6-3	185	Huntersville, N.C. / Hough
37	Jordan Morales	LHP	R/L	Jr.	5-9	175	Souderton, Pa. / Souderton / LaSalle
40	Ben Kailher	IF	R/R	Jr.	5-8	160	Rumford, R.I. / Providence Country Day
41	Josh Spiegel	C/1B	R/R	R-Jr.	6-3	206	Jennette, Pa. / Penn Trafford / Oklahoma State
44	Devin Fletcher	RHP	R/R	Fr.	6-8	215	Bethlehem, Pa. / Liberty
46	Noah Burke	OF	L/R	Fr.	6-0	192	Pittsburgh, Pa. / Canon McMillan
49	Ben DeMell	RHP/IF	L/R	Fr.	6-5	205	Concord, Ohio / Gilmour Academy

ALPHABETICAL ROSTER

- 3 Cole Bartels
- 46 Noah Burke
- 19 Derek Cease
- 23 Jake Cooper
- 4 Tyson Cooper
- 8 Patrick DeMarco
- 49 Ben DeMell
- 5 Carson Ertter
- 44 Devin Fletcher
- 10 Tanner Folds
- 15 Brenden Franks
- 28 Hutch Gagnon
- 35 Billy Gerlott
- 17 Seneca Gregory
- 2 Kyle Hannon
- 1 Jay Harry
- 24 Jaden Henline
- 40 Ben Kailher
- 29 Carson Kohls
- 33 Travis Luensmann
- 18 Mason Mellott
- 21 Steven Miller
- 27 Tommy Molsky
- 37 Jordan Morales
- 6 Joe Nastasi
- 34 Richie Paltridge
- 31 Ryan Partridge
- 22 Johnny Piacentino
- 7 C.J. Pittaro
- 25 Chase Renner
- 11 Chad Rogers
- 20 Blaise Sclafani
- 36 Tyler Shingledecker
- 41 Josh Spiegel
- 30 Anthony Steele
- 9 Connor Throneberry
- 12 Kellan Tulio
- 14 Matt Wood

PRONUNCIATION GUIDE

19	Derek Cease	See-ce
40	Ben Kailher	Kal-er
33	Travis Luensmann	Lunns-min
18	Mason Mellott	MEL-lot
22	Johnny Piacentino	Pea-ess-en-tee-no
7	C.J. Pittaro	Pi-TAR-o
41	Josh Spiegel	Spee-gol
12	Kellan Tulio	TOO-lee-oh

ROSTER BREAKDOWN BY STATE

California - 2	New York - 1
Connecticut - 1	North Carolina - 1
Georgia - 1	Ohio - 2
Massachusetts - 1	Pennsylvania - 25
Missouri - 1	Rhode Island - 1
New Jersey - 3	Virginia - 1

ROSTER BREAKDOWN BY ELIGIBILITY

- Freshmen - 12
- Sophomores - 11
- Juniors - 10
- Seniors/Graduates - 6

ROSTER BREAKDOWN BY POSITION

- Catchers - 3
- Left-Handed Pitchers - 8
- Infielders - 14
- Right-Handed Pitchers - 17
- Outfielders - 9

PENN STATE QUICK FACTS

GENERAL INFORMATION

Location University Park, Pa.
 Founded 1855
 Enrollment 47,559
 Colors Blue and White
 Conference Big Ten
 Nickname Nittany Lions
 President Eric J. Barron
 Director of Athletics Sandy Barbour

TEAM INFORMATION

2021 Record 18-24
 2021 Big Ten Record/Finish 18-24/9th
 Postseason None
 All-Time Record (Years) 2,086-1,533-21 (133)
 All-Time Big Ten Record (Years) 322-415 (30)
 NCAA Tournament Appearances 19
 NCAA Tournament Record 25-24
 NCAA Super Regional Appearances 1
 College World Series Appearances 5
 (1952, 1957, 1959, 1963, 1973)
 Best CWS Finish Second (1957)
 Last NCAA Tournament Appearance 2000

BASEBALL STAFF

Head Coach Rob Cooper
 PSU Record (Years) 154-227 (8)
 Career Record (Years) 440-457 (16)
 Assistant Coaches Josh Newman
(Pitching)
 Sean Moore (Hitting)
 Volunteer Asst. Coach Dallas Burke
(Hitting/Catchers)
 Dir. of Operations/Player Development...
Jake Stone
 Athletic TrainerRebecca Barta

STADIUM INFORMATION

Home Stadium ... Medlar Field at Lubrano Park
 First Season 2007
 Capacity 5,406
 Press Box Phone (814) 441-9145

MEDIA RELATIONS INFORMATION

Baseball Contact Paul Marboe
 Cell Phone (814) 206-6338
 Email prm5118@psu.edu
 Website GoPSUsports.com
 Twitter @PennStateBASE
 Instagram @PennStateBASE
 Facebook Page facebook.com/
 pennstatebaseball

Wood Off To Strong Start

- Through 17 games played, junior Matt Wood is batting .345 with four doubles, four homers, 14 RBI and 16 runs.
- Wood has seven multi-hit games and four multi-RBI games this season.
- He went 3-for-3 with a two-run triple in PSU's series opener vs. Milwaukee (3/18).
- Wood began the 2022 campaign going 6-for-14 (.429) at the plate with two doubles and three homers on opening weekend. He drove in seven RBI and scored eight runs.
- Wood went 3-for-4 with four RBI and four runs while crushing two homers and a double in game one against LIU. He added a homer against Northeastern.
- The junior was named Big Ten Player of the Week on March 2 after going 5-for-11 (.454) at the plate with two RBI and four runs against Maine.
- In D1baseball's preseason rankings, Wood was tabbed as the top catcher in the Big Ten and the 16th-best catcher in the country.
- Wood returned to the squad after receiving Second Team All-Big Ten honors in 2021.

Spiegel Finding Success At The Plate

- Junior Josh Spiegel has been hot at the plate over Penn State's last five games, going 6-of-15 (.400).
- On the season, Spiegel has seven multi-hit games.
- The junior was 8-for-14 (.571) vs. VMI (3/8) and UMass (3/11-13) with two doubles and a homer. He had two hits in each game.

Pennsylvania Influence In Starting Rotation

- In all 18 games this season, Penn State's starting pitcher has been a Pennsylvania native.
- Sophomore Travis Luensmann (Altoona) has made five starts with 32 strikeouts in 24.1 innings.
- Luensmann struck out eight in six innings against Maine (2/25).
- He was ranked as the No. 2 pitcher in Pennsylvania in the 2020 class by Perfect Game.
- Freshman Tommy Molsky has also made five starts, tallying 22 strikeouts in 20.2 innings.
- Molsky tied a career high with six strikeouts against UMass (3/12).
- Graduate student Mason Mellott has made four starts, and six appearances.
- Mason Mellott, graduating in August 2021 with a bachelor's degree in Kinesiology, ranks fourth all-time at Penn State with 13 saves and sixth with 73 appearances. Mellott is on the NCWBA Stopper of the Year Watch List.
- Junior Kellan Tulio has made four starts.
- Tulio pitched the last two seasons at Louisville before transferring to Penn State. Tulio was ranked as the top pitcher in Pennsylvania in the 2019 class.
- Penn State is challenged with replacing a 2021 rotation that featured three MLB draft selections in Conor Larkin (9th round, Toronto Blue Jays), Kyle Virbitsky (17th round, Oakland A's) and Bailey Dees (18th round, New York Yankees).
- The Nittany Lions were one of only four Division I schools to have all three members of their starting rotation selected. Penn State has eight pitchers who have been drafted since 2016.

Henline, Shingledecker Lead Bullpen

- Senior Tyler Shingledecker leads the team with nine appearances and three wins. The lefty has held opponents without an earned run in eight of his nine outings.
- The versatile Shingledecker has gone more than an inning in five appearances and has a 2.57 ERA.
- Sophomore Jaden Henline has struck out 21 batters in 15.2 relief innings, while sitting third in the Big Ten with three saves.
- In seven appearances, Henline has thrown two or more innings in five outings.
- Senior Steven Miller and junior Jordan Morales have also established themselves as key members of the bullpen.
- Miller has a 3.09 ERA and a save in six appearances. She has struck out 14 batters in 11.2 innings.
- Miller struck out six in a career-high 3.2 innings against Milwaukee (3/19).
- Morales is 2-0 with 14 strikeouts in 9.2 innings over seven appearances.
- Morales has held opponents scoreless in four of seven outings.

Bartels, Gerlott Bring Consistent Approach To Lead Outfield

- Graduate student Cole Bartels and sophomore Billy Gerlott have been consistent presences in Penn State’s lineup this season.
- Bartels is batting .282 and is tied with Matt Wood for a team-high 20 hits, including two doubles. He also has two steals.
- He just snapped a 16-game hitting streak against Youngstown State. The streak began against LIU (2/19).
- Bartels is hitting .400 with runners in scoring position.
- Bartels was 5-of-12 at the plate against Virginia for a .417 average.
- Gerlott is batting .290 with 18 hits, including five doubles, and eight RBI. He’s tied second on the team in RBI.
- Gerlott is hitting .368 with runners in scoring position.
- Fellow outfielder Johnny Piacentino went three-for-five with a double and two RBI in the series opener against UMass (3/11).
- He also had two hits against Youngstown State (3/23).
- The junior put up impressive power numbers in 2021 with a team-high 15 doubles and eight homers. He drove in 32 RBI and scored 30 runs, both team bests.
- Piacentino ranked third in the Big Ten in doubles and was a major factor in Penn State leading the conference in doubles as a team with 93. PSU held 11th in the nation averaging 2.21 doubles per game.
- Piacentino was ranked among D1baseball’s Top 150 outfielders in their preseason rankings.

THE OPPOSITION

Scouting Rutgers

- Rutgers is led by Steve Owens in his third season as head coach.
- The Scarlet Knights are 41-37 under Owens.
- Before coaching at Rutgers, Owens spent nine years leading the Bryant baseball program, guiding the Bulldogs to three NCAA Tournaments and nine winning seasons.
- Rutgers is 14-5 this season, coming off a 5-2 win over Rider. Last weekend, Rutgers went 1-2 in its series at Omaha with both losses coming by a run. Jared Kollar struck out 10 in 7.2 shutout innings last Friday.
- The Scarlet Knights lead the Big Ten in team batting average with a .318 mark, sitting 14th in the nation. RU averages 2.74 doubles per game.
- Rutgers has a team ERA of 3.11, good for 19th in the country, and has thrown four shutouts.

Against The Scarlet Knights

- Penn State meets Rutgers for a three-game series.
- The Nittany Lions and the Scarlet Knights have met 82 times.
- The Scarlet Knights are one of 11 opponents Penn State has played more than 80 times: Bucknell (130-30-1), Indiana (42-45), Michigan (49-51), Michigan State (41-50), Northwestern (44-42), Ohio State (39-71), Pittsburgh (88-46-1), Purdue (33-52), Temple (51-34-1) and West Virginia (71-42).
- In 2021, Penn State won five of the seven matchups during a Big Ten-only schedule.
- Justin Williams hit four homers against Rutgers last season.

BY THE NUMBERS

	Penn State	Rutgers
Batting Average	.254	.318
Slugging Percentage	.341	.492
On-Base Percentage	.337	.414
Runs Scored	76	159
Hits	152	229
Doubles	25	52
Triples	3	5
Home Runs	7	21
Stolen Bases-Attempts	9-16	12-17
ERA	5.18	3.11
Strikeouts	173	181
Opponent Batting Average	.249	.223
Fielding Percentage	.951	.978
Errors	33	15

INSIDE THE SERIES

Overall:	Penn State Leads, 48-34	
Last Meeting:	W, 8-6; May 17, 2021	
Current Streak:	W, 1	
At Home:	20-9	
At Rutgers:	17-19	
Neutral Site:	6-5	
N/A:	5-1	
Last Five Meetings:		
5/17/21	H	W, 8-6
5/16/21	H	L, 0-5
5/15/21	H	W, 4-3
5/14/21	H	W, 7-3
4/4/21	A	L, 4-6

STARTING LINEUPS

OPPONENT	C	1B	2B	3B	SS	LF	CF	RF	DH	SP
vs. Monmouth (2/18)	Wood	Spiegel	Hannon	Pittaro	Harry	Bartels	Piacentino	Kelley	Gerlott	Luensmann
vs. LIU (2/19, 1)	Wood	Spiegel	Hannon	Pittaro	Harry	Bartels	Gerlott	Kelley	Piacentino	Tulio
vs. LIU (2/19, 2)	Spiegel	Bartels	Hannon	Pittaro	Harry	Gerlott	Piacentino	Kelley	Wood	Mellott
vs. Northeastern (2/20)	Wood	Spiegel	Hannon	Pittaro	Harry	Bartels	Gerlott	Kelley	Steele	Molsky
vs. Maine (2/25)	Wood	Spiegel	Hannon	Pittaro	Harry	Bartels	Gerlott	Kelley	Steele	Luensmann
vs. Maine (2/26, 1)	Wood	Spiegel	Hannon	J. Cooper	Harry	Bartels	Gerlott	Kelley	Steele	Tulio
vs. Maine (2/26, 2)	Spiegel	Steele	Hannon	J. Cooper	Harry	Bartels	Gerlott	Kelley	Wood	Molsky
at Virginia (3/4)	Wood	Spiegel	Hannon	J. Cooper	Harry	Bartels	Gerlott	Kelley	Steele	Luensmann
at Virginia (3/5)	Wood	Spiegel	Hannon	J. Cooper	Harry	Bartels	Gerlott	Kelley	Steele	Tulio
at Virginia (3/6)	Wood	Spiegel	Cease	Hannon	Harry	Bartels	Gerlott	Kelley	Steele	Molsky
at VMI (3/8)	Spiegel	Steele	Cease	Hannon	Harry	Bartels	Gerlott	Kelley	Wood	Mellott
vs. UMass (3/11)	Wood	Spiegel	Hannon	Pittaro	Harry	Bartels	Piacentino	Gerlott	Steele	Luensmann
vs. UMass (3/12)	Wood	Steele	Hannon	Pittaro	Harry	Bartels	Gerlott	Kelley	Spiegel	Molsky
vs. UMass (3/13)	Wood	Spiegel	Kailher	Hannon	Harry	Bartels	Gerlott	Kelley	T. Cooper	Mellott
Milwaukee (3/18)	Wood	Bartels	Kailher	Hannon	Harry	Kelley	Piacentino	Gerlott	Spiegel	Luensmann
Milwaukee (3/19)	Wood	Bartels	Kailher	Hannon	Harry	Kelley	Piacentino	Gerlott	Spiegel	Molsky
Milwaukee (3/20)	Wood	Spiegel	Kailher	Hannon	Harry	Bartels	Gerlott	Kelley	Steele	Mellott
Youngstown State (3/22)	Spiegel	Bartels	T. Cooper	Kailher	Harry	Kelley	Piacentino	Gerlott	Steele	Tulio

BATTING ORDER

OPPONENT	1	2	3	4	5	6	7	8	9
vs. Monmouth (2/18)	Bartels	Wood	Piacentino	Spiegel	Harry	Kelley	Hannon	Gerlott	Pittaro
vs. LIU (2/19, 1)	Bartels	Wood	Piacentino	Spiegel	Harry	Kelley	Hanon	Gerlott	Pittaro
vs. LIU (2/19, 2)	Bartels	Wood	Piacentino	Spiegel	Harry	Kelley	Hannon	Gerlott	Pittaro
vs. Northeastern (2/20)	Bartels	Wood	Spiegel	Harry	Kelley	Hannon	Gerlott	Steele	Pittaro
vs. Maine (2/25)	Harry	Bartels	Wood	Spiegel	Hannon	Kelley	Steele	Gerlott	Pittaro
vs. Maine (2/26, 1)	Harry	Wood	Bartels	Spiegel	Steele	Gerlott	Kelley	Hannon	J. Cooper
vs. Maine (2/26, 2)	Harry	Bartels	Wood	Spiegel	Hannon	Kelley	Steele	Gerlott	J. Cooper
at Virginia (3/4)	Harry	Bartels	Wood	Spiegel	Hannon	Gerlott	Kelley	Steele	J. Cooper
at Virginia (3/6)	Harry	Bartels	Wood	Gerlott	Hannon	Kelley	Steele	Spiegel	Cease
at VMI (3/8)	Harry	Bartels	Wood	Gerlott	Hannon	Kelley	Steele	Spiegel	Cease
vs. UMass (3/11)	Hannon	Bartels	Wood	Gerlott	Harry	Piacentino	Steele	Spiegel	Pittaro
vs. UMass (3/12)	Hannon	Bartels	Wood	Gerlott	Harry	Spiegel	Steele	Kelley	Pittaro
vs. UMass (3/13)	Bartels	Wood	Gerlott	Spiegel	Hannon	Harry	Kelley	T. Cooper	Kailher
Milwaukee (3/18)	Harry	Wood	Piacentino	Spiegel	Hannon	Bartels	Gerlott	Kelley	Kailher
Milwaukee (3/19)	Harry	Wood	Piacentino	Bartels	Gerlott	Hannon	Spiegel	Kelley	Kailher
Milwaukee (3/20)	Bartels	Harry	Wood	Steele	Gerlott	Hannon	Spiegel	Kelley	Kailher
Youngstown State (3/22)	Bartels	Piacentino	Spiegel	Steele	Gerlott	Harry	Kelley	T. Cooper	Kailher

NATIONAL POLLS

AWARDS/HONORS

D1Baseball (3/21)

Rank	Team	Record	Prev.
1.	Ole Miss	15-4	1
2.	Texas	17-5	2
3.	Arkansas	16-3	3
4.	Vanderbilt	17-2	4
5.	Tennessee	19-1	7
6.	Oregon State	14-4	5
7.	Florida State	13-6	8
8.	Florida	15-5	9
9.	Oklahoma State	14-6	11
10.	Virginia	19-1	19
11.	Arizona	15-4	16
12.	Notre Dame	12-4	6
13.	North Carolina	17-3	15
14.	Georgia Tech	15-5	10
15.	Liberty	14-4	14
16.	Texas Tech	17-4	17
17.	Georgia	16-4	20
18.	Louisville	16-4	NR
19.	TCU	14-5	21
20.	Texas State	18-3	22
21.	LSU	15-5	13
22.	Maryland	16-3	24
23.	Gonzaga	14-4	25
24.	Clemson	15-4	18
25.	UConn	14-3	NR

Kyle Hannon

Big Ten Player of the Week (3/9)

Travis Luensmann

Big Ten Player To Watch

Mason Mellott

NCBWA Stopper Of The Year Watch List

Johnny Piacentino

Big Ten Player To Watch

Matt Wood

Buster Posey Award Watch List
Big Ten Player of the Week (3/2)
Big Ten Player To Watch

Baseball America (3/21)

Rank	Team	Record	Prev.
1.	Ole Miss	15-4	2
2.	Oregon State	14-4	3
3.	Texas	17-5	4
4.	Virginia	19-1	5
5.	Vanderbilt	17-2	6
6.	Arkansas	16-3	7
7.	Tennessee	19-1	9
8.	Florida State	13-6	10
9.	Florida	15-5	13
10.	Oklahoma State	14-6	11
11.	Notre Dame	12-4	1
12.	Arizona	15-4	17
13.	Liberty	14-4	12
14.	North Carolina	17-3	19
15.	Louisville	16-4	NR
16.	Georgia Tech	15-5	14
17.	Georgia	16-4	18
18.	Stanford	9-7	10
19.	Gonzaga	14-4	20
20.	Clemson	15-4	15
21.	Maryland	16-3	22
22.	Texas State	18-3	NR
23.	Texas Tech	17-4	NR
24.	Miami	13-6	NR
25.	Old Dominion	16-2	24

NCBWA (3/21)

Rank	Team	Record	Prev.
1.	Vanderbilt	17-2	1
2.	Arkansas	16-3	4
3.	Tennessee	19-1	7
4.	Texas	17-5	3
5.	Ole Miss	15-4	2
6.	Oregon State	14-4	5
7.	Florida	15-5	10
8.	Virginia	19-1	16
9.	Arizona	15-4	14
10.	Florida State	13-6	13
11.	Texas Tech	17-4	12
12.	Georgia Tech	15-5	8
13.	North Carolina	17-3	15
14.	Oklahoma State	14-6	18
15.	Notre Dame	12-4	5
16.	LSU	15-5	9
17.	Georgia	16-4	19
18.	Liberty	14-4	17
19.	Stanford	9-7	11
20.	TCU	14-5	21
21.	Texas State	18-3	26
22.	Maryland	16-3	22
23.	Gonzaga	14-4	24
24.	Louisville	16-4	NR
25.	Old Dominion	16-2	25
26.	Clemson	15-4	20
27.	UConn	14-3	30
28.	Wake Forest	16-4	NR
29.	Miami	13-6	27
30.	Mississippi State	12-9	23

PAGE 8 | PENN STATE VS. RUTGERS
MULTI-HIT/RBI GAMES/STREAKS

Multiple Hit Games	2	3	4	5+	Total
14 Wood, Matt	5	2	-	-	7
41 Spiegel, Josh	7	-	-	-	7
1 Harry, Jay	6	-	-	-	6
35 Gerlott, Billy	5	-	-	-	5
3 Bartels, Cole	4	-	-	-	4
2 Hannon, Kyle	3	1	-	-	4
13 Kelley, Tayven	3	-	-	-	3
22 Piacentino, Johnny	1	1	-	-	2
30 Steele, Anthony	1	1	-	-	2
TEAM	35	5	0	0	40

Multiple RBI Games	2	3	4	5+	Total
14 Wood, Matt	3	-	1	-	4
13 Kelley, Tayven	2	-	-	-	2
2 Hannon, Kyle	2	-	-	-	2
35 Gerlott, Billy	1	-	-	-	1
1 Harry, Jay	1	-	-	-	1
7 Pittaro, C.J.	-	1	-	-	1
3 Bartels, Cole	1	-	-	-	1
30 Steele, Anthony	-	1	-	-	1
22 Piacentino, Johnny	1	-	-	-	1
41 Spiegel, Josh	-	1	-	-	1
TEAM	11	3	1	0	15

Hitting Streaks	Longest	Current
3 Bartels, Cole	16	-
14 Wood, Matt	8	-
1 Harry, Jay	7	1
41 Spiegel, Josh	7	-
35 Gerlott, Billy	7	2
2 Hannon, Kyle	6	-
13 Kelley, Tayven	3	1
30 Steele, Anthony	3	3
7 Pittaro, C.J.	2	-
22 Piacentino, Johnny	2	1
19 Cease, Derek	1	-
40 Kailher, Ben	1	-
9 Throneberry, Conno	1	1

Reached Base Streaks	Longest	Current
3 Bartels, Cole	17	-
35 Gerlott, Billy	14	14
41 Spiegel, Josh	9	9
14 Wood, Matt	8	-
1 Harry, Jay	7	1
30 Steele, Anthony	7	7
2 Hannon, Kyle	7	-
13 Kelley, Tayven	3	1
22 Piacentino, Johnny	2	1
40 Kailher, Ben	2	-
7 Pittaro, C.J.	2	-
15 Franks, Brendan	1	-
19 Cease, Derek	1	-
46 Burke, Noah	1	-
9 Throneberry, Conno	1	1

BIG TEN STANDINGS
(Through 3/23)

	Big Ten		Overall	
	W-L	Pct.	W-L	Pct.
Purdue	0-0	.000	17-1	.944
Maryland	0-0	.000	17-3	.850
Rutgers	0-0	.000	14-5	.737
Michigan State	0-0	.000	10-7	.588
Iowa	0-0	.000	10-8	.556
Michigan	0-0	.000	11-9	.550
Illinois	0-0	.000	8-10	.444
Nebraska	0-0	.000	8-11	.421
Ohio State	0-0	.000	8-11	.421
Indiana	0-0	.000	8-12	.400
Penn State	0-0	.000	7-11	.389
Northwestern	0-0	.000	6-10	.375
Minnesota	0-0	.000	5-15	.250



This Week Around the BIG

March 25-27

Illinois:
at Michigan State*

Indiana:
vs. Evansville

Iowa:
vs. Central Michigan

Maryland:
at Dallas Baptist

Michigan:
at Nebraska*

Michigan State:
vs. Illinois*

Minnesota:
vs. Western Illinois

Nebraska:
vs. Michigan*

Northwestern:
at Butler, vs. SIU

Ohio State:
at Purdue*

Penn State:
vs. Rutgers*

Purdue:
vs. Ohio State*

Rutgers:
at Penn State*

*Big Ten Conference Series

NITTANY LIONS IN PROS

2021 Level	Years at PSU	2021 Team	Organization
TRIPLE-A			
Jim Haley, 3B	2014-16	Durham	Tampa Bay Rays
DOUBLE-A			
Jack Anderson, P	2013-16	Arkansas	Seattle Mariners
Justin Hagenman, P	2016-18	Tulsa	Los Angeles Dodgers
Taylor Lehman, P	2015-18	Reading	Philadelphia Phillies
Eric Mock, P	2016-19	Akron	Cleveland Guardians
HIGH-A			
Dante Biasi, P	2017-18	Quad Cities	Kansas City Royals
Sal Biasi, P	2015-18	Winston-Salem	Chicago White Sox
Kyle Virbitsky, P	2018-21	Lansing	Oakland A's
LOW-A			
Justin Williams, 3B	2019-21	Fayetteville	Houston Astros
Rookie			
Bailey Dees, P	2018-21	Rookie	New York Yankees
Conor Larkin, P	2018-21	Rookie	Toronto Blue Jays

THE LAST TIME...

A Penn State Team

Won 10 or more consecutive games.....April 14-30, 2000
 Scored 10 or more runs in a game.....10, vs. UMass; March 11, 2022
 Scored 20 or more runs in a game27, Michigan State; May 1, 2021
 Had a 10+ run inning..... 10 (1st), Michigan State; May 1, 2021
 Did not strikeout.....vs. Niagara; March 18, 2016
 Turned a triple play.....8th inning, Michigan State; May 16, 2014
 Shut out an opponent.....vs. UMass (1-0); March 13, 2022
 Shut out consecutive opponents.....vs. Monmouth (1-0); February 15, 2019/vs. Monmouth (7-0), February 16, 2019
 Was shut out at home.....Milwaukee (12-0); March 20, 2022
 Was shut out on the road at Illinois (9-0); May 21, 2021
 Was shut out in consecutive games..... at Delaware (5-0); March 18, 2017/Delaware (8-0); March 19, 2017
 Swept a three-game series at homeMichigan State; April 30-May 2, 2021
 Swept a three-game series on the road.....at Northwestern; April 15-17, 2016
 Swept a three-game conference series at home.....Michigan State; April 30-May 2, 2021
 Swept a three-game conference series on the road.....at Northwestern; April 15-17, 2016
 Beat a ranked opponent #18 Michigan (3-2); March 26, 2021
 Beat a Top-5 ranked opponent.....at #1 North Carolina (3-2); March 3, 2007
 Won a series against a ranked opponent.....#16 Michigan (four games); April 12-13, 2007
 Played an extra-inning game.....Michigan (L, 6-8, 10); March 28, 2021
 Played a 12+ inning gameIowa (W, 5-4, 12); May 20, 2016
 Played a 15+ inning game Illinois (L, 4-2, 15); April 25, 2015

A Penn State Player

Hit two home runs in a game.....Matt Wood (2), vs. LIU; February 19, 2022
 Hit three home runs in a game.....Johnny Piacentino (3), vs. Northwestern; March 7, 2021
 Led off game with a home run.....Gavin Homer, at Rutgers; April 4, 2021
 Hit a grand slam.....Justin Williams, Rutgers, May 17, 2021
 Hit back-to-back homers.....Gavin Homer/Jordan Bowersox (7th), UCF; March 10, 2019
 Hit a walk-off home run.....Curtis Robison, Wagner; February 23, 2020
 Hit a pinch-hit home run.....Shea Sbranti, at Illinois; April 21, 2019
 Hit an inside-the-park home run.....Kris Kremer, Pittsburgh; April 10, 2019
 Had five or more RBI in a game.....Curtis Robison (5), at Illinois; May 23, 2021
 Had seven or more RBI in a game.....Aaron Novak (8), at Charleston Southern; March 8, 2015
 Had four hits in a game.....Johnny Piacentino (5), Michigan State; May 1, 2021
 Had five hits in a game.....Johnny Piacentino (5), Michigan State; May 1, 2021
 Had two hits in an inning.....Johnny Piacentino, Michigan State (1st); May 1, 2021
 Stole three or more bases.....Greg Guers, Bucknell; April 19, 2016
 Had a 10-game hit streak.....Cole Bartels (16); February 19-March 20, 2022
 Had a 20-game hit streak.....Mike DeRenzo (23); 2002

Had 10 or more strikeouts.....Kyle Virbitsky (12), vs. Minnesota; May 29, 2021
 Pitched a complete game.....Dante Biasi (7IP), Xavier; May 11, 2018
 Pitched a nine-inning complete game.....Greg Welsh, Michigan State; May 17, 2013
 Pitched a combined nine-inning shutout....Mason Mellott/Tyler Shingledecker/Jaden Henline, vs. UMass; March 13, 2022
 Pitched an individual nine-inning shutout.....Greg Welsh, Michigan State; May 17, 2013
 Pitched a no-hitter.....Steven Hill, at Iowa; April 21, 2012

*Active streak

HITTING CAREER HIGHS



#3 COLE BARTELS

Career Bests

Hits	2	9x, last vs. UMass	3/11/22
Runs	2	5x, last vs. UMass	3/11/22
Doubles	1	8x, last at Virginia	3/6/22
Triples	1	vs. Rutgers	5/17/21
Home Runs	1	at Illinois	5/23/21
RBI	3	at Illinois	5/23/21
Walks	2	3x, last vs. Minnesota	5/29/21
Stolen Bases	2	vs. Michigan State	5/2/21



#46 NOAH BURKE

Career Bests

Hits	n/a
Runs	n/a
Doubles	n/a
Triples	n/a
Home Runs	n/a
RBI	n/a
Walks	n/a
Stolen Bases	n/a



#19 DEREK CEASE

Career Bests

Hits	1	at VMI	3/8/22
Runs	1	at VMI	3/8/22
Doubles	1	at VMI	3/8/22
Triples	n/a		
Home Runs	n/a		
RBI	n/a		
Walks	1	vs. LIU	2/19/22
Stolen Bases	n/a		



#23 JAKE COOPER

Career Bests


Hits	n/a
Runs	n/a
Doubles	n/a
Triples	n/a
Home Runs	n/a
RBI	n/a
Walks	n/a
Stolen Bases	n/a



#4 TYSON COOPER

Career Bests

Hits	1	2x, last vs. Michigan State	5/2/21
Runs	1	2x, last vs. Michigan State	5/2/21
Doubles	1	vs. Michigan State	5/2/21
Triples	n/a		
Home Runs	n/a		
RBI	1	2x, last vs. Michigan State	5/2/21
Walks	3	vs. Michigan	3/27/21
Stolen Bases	1	at Rutgers	4/4/21



#5 CARSON ERTTER

Career Bests

Hits	n/a		
Runs	n/a		
Doubles	n/a		
Triples	n/a		
Home Runs	n/a		
RBI	1	vs. Michigan State	5/1/21
Walks	1	vs. Michigan State	5/1/21
Stolen Bases	n/a		

HITTING CAREER HIGHS



#15 BRENDEN FRANKS

Career Bests			
Hits	1	2x, last vs. Princeton	2/29/20
Runs	1	2x, last vs. Michigan State	5/1/21
Doubles	n/a		
Triples	n/a		
Home Runs	n/a		
RBI	n/a		
Walks	1	vs. LIU	2/19/22
Stolen Bases	n/a		



#35 BILLY GERLOTT

Career Bests			
Hits	2	5x, last vs. Youngstown State	3/22/22
Runs	1	6x, last vs. Youngstown State	3/22/22
Doubles	1	5x, last vs. Youngstown State	3/22/22
Triples	n/a		
Home Runs	n/a		
RBI	2	vs. LIU	2/19/22
Walks	2	vs. UMass	3/11/22
Stolen Bases	1	vs. LIU	2/19/22



#2 KYLE HANNON

Career Bests			
Hits	3	at Virginia	3/5/22
Runs	2	vs. Northwestern	3/7/21
Doubles	1	6x, last at Virginia	3/6/22
Triples	1	2x, last vs. Milwaukee	3/19/22
Home Runs	n/a		
RBI	2	2x, last vs. LIU	2/19/22
Walks	2	vs. Northeastern	2/20/22
Stolen Bases	1	2x, last at Virginia	3/6/22



#1 JAY HARRY

Career Bests			
Hits	3	vs. Michigan State	5/1/21
Runs	3	vs. Michigan state	5/1/21
Doubles	2	vs. Northwestern	3/7/21
Triples	n/a		
Home Runs	1	2x, last vs. Maine	2/26/22
RBI	6	vs. Michigan State	5/1/21
Walks	1	16x, last vs. Milwaukee	3/18/22
Stolen Bases	1	3x, last vs. Milwaukee	3/18/22



#40 BEN KAILHER

Career Bests			
Hits	2	vs. Princeton	2/28/20
Runs	1	9x, last vs. Milwaukee	3/19/22
Doubles	1	vs. Princeton	2/28/20
Triples	1	vs. Fairleigh Dickinson	3/8/20
Home Runs	n/a		
RBI	2	vs. Princeton	2/28/20
Walks	1	5x, last vs. UMass	3/12/22
Stolen Bases	1	3x, last vs. Michigan State	4/30/21



#13 TAYVEN KELLEY

Career Bests			
Hits	2	8x, last vs. Milwaukee	3/18/22
Runs	1	7x, last vs. Milwaukee	3/18/22
Doubles	1	10x, last at Iowa	5/8/21
Triples	1	2x, last at Ohio State	4/23/21
Home Runs	1	at Ohio State	4/25/21
RBI	2	5x, last at Virginia	3/5/22
Walks	2	vs. Michigan State	4/30/21
Stolen Bases	n/a		

HITTING CAREER HIGHS



#34 RICHIE PALTRIDGE

Career Bests

Hits	n/a
Runs	n/a
Doubles	n/a
Triples	n/a
Home Runs	n/a
RBI	n/a
Walks	n/a
Stolen Bases	n/a



#22 JOHNNY PIACENTINO

Career Bests

Hits	5	vs. Michigan State	5/1/21
Runs	4	2x, last vs. Michigan State	5/1/21
Doubles	3	vs. Michigan State	5/1/21
Triples	n/a		
Home Runs	3	vs. Northwestern	3/7/21
RBI	5	2x, last vs. Michigan State	5/1/21
Walks	2	5x, last vs. Minnesota	5/29/21
Stolen Bases	2	vs. Princeton	2/29/20



#7 C.J. PITTARO

Career Bests*

Hits	1	5x, last vs. UMass	3/12/22
Runs	2	vs. Maine	2/25/22
Doubles	1	vs. UMass	3/11/22
Triples	n/a		
Home Runs	n/a		
RBI	3	vs. UMass	3/11/22
Walks	2	vs. Maine	2/25/22
Stolen Bases	n/a		

*At Vanderbilt (2021)



#41 JOSH SPIEGEL

Career Bests

Hits	3	vs. Maryland	3/21/21
Runs	2	6x, last vs. UMass	3/11/22
Doubles	2	vs. LIU	2/19/22
Triples	1	vs. Rutgers	5/15/21
Home Runs	2	vs. Northwestern	3/5/21
RBI	3	2x, last vs. Maine	2/26/22
Walks	3	vs. Minnesota	5/29/21
Stolen Bases	1	at Illinois	5/23/21



#30 ANTHONY STEELE

Career Bests

Hits	3	vs. Maine	2/25/22
Runs	1	4x, last vs. UMass	3/11/22
Doubles	n/a		
Triples	1	vs. Maine	2/26/22
Home Runs	1	at VMI	3/8/22
RBI	2	vs. Maine	2/26/22
Walks	1	2x, last vs. UMass	3/11/22
Stolen Bases	1	vs. Maine	2/25/22




#9 CONNOR THRONEBERRY

Career Bests

Hits	1	vs. UMass	3/12/22
Runs	1	vs. UMass	3/12/22
Doubles	n/a		
Triples	n/a		
Home Runs	n/a		
RBI	n/a		
Walks	n/a		
Stolen Bases	n/a		

HITTING CAREER HIGHS/PITCHING CAREER BESTS



#14 MATT WOOD

Career Bests

Hits	3	7x, last vs. Milwaukee	3/18/22
Runs	4	vs. LIU	2/19/22
Doubles	2	vs. Nebraska	4/16/21
Triples	1	2x, last vs. Milwaukee	3/18/22
Home Runs	3	vs. LIU	2/19/22
RBI	4	vs. LIU	2/19/22
Walks	3	vs. LIU	2/19/22
Stolen Bases	1	3x, last vs. Milwaukee	3/19/22



#19 DEREK CEASE

Career Bests

IP	1.0	vs. Monmouth	2/18/22
Longest Start	n/a		
Longest Relief	1.0	vs. Monmouth	2/18/22
Hits	1	vs. Monmouth	2/18/22
Runs	1	vs. Monmouth	2/18/22
Earned Runs	0	vs. Monmouth	2/18/22
Walks	3	vs. Monmouth	2/18/22
Strikeouts	1	vs. Monmouth	2/18/22



#8 PATRICK DEMARCO

Career Bests

IP	0.1	at VMI	3/8/22
Longest Start	n/a		
Longest Relief	0.1	at VMI	3/8/22
Hits	2	at VMI	3/8/22
Runs	3	at VMI	3/8/22
Earned Runs	3	at VMI	3/8/22
Walks	2	at VMI	3/8/22
Strikeouts	n/a		



#49 BEN DEMELL

Career Bests

IP	1.2	vs. LIU	2/19/22
Longest Start	n/a		
Longest Relief	1.2	vs. LIU	2/19/22
Hits	1	vs. LIU	2/19/22
Runs	0	vs. LIU	2/19/22
Earned Runs	0	vs. LIU	2/19/22
Walks	3	vs. LIU	2/19/22
Strikeouts	2	vs. LIU	2/19/22



#44 DEVIN FLETCHER

Career Bests

IP	n/a
Longest Start	n/a
Longest Relief	n/a
Hits	n/a
Runs	n/a
Earned Runs	n/a
Walks	n/a
Strikeouts	n/a



#10 TANNER FOLDS

Career Bests

IP	1.0	2x, last at Virginia	3/4/22
Longest Start	n/a		
Longest Relief	1.0	2x, last at Virginia	3/4/22
Hits	0	4x, last vs. UMass	3/11/22
Runs	0	3x, last at Virginia	3/6/22
Earned Runs	0	3x, last at Virginia	3/6/22
Walks	0	2x, last at Virginia	3/6/22
Strikeouts	1	vs. LIU	2/19/22

PITCHING CAREER BESTS



#28 HUTCH GAGNON

Career Bests

IP	5.0	vs. Princeton	2/29/20
Longest Start	5.0	vs. Princeton	2/29/20
Longest Relief	3.0	2x, last vs. Wagner	2/23/20
Hits	0	8x, last at Purdue	5/27/21
Runs	0	17x, last at Iowa	5/7/21
Earned Runs	0	18x, last vs. Rutgers	5/16/21
Walks	0	16x, last at Illinois	5/22/21
Strikeouts	6	vs. Princeton	2/29/20



#17 SENECA GREGORY

Career Bests


IP	2.1	vs. UMass	3/12/22
Longest Start	n/a		
Longest Relief	2.1	vs. UMass	3/12/22
Hits	0	at VMI	3/8/22
Runs	0	2x, last at VMI	3/8/22
Earned Runs	0	2x, last at VMI	3/8/22
Walks	0	2x, last at VMI	3/8/22
Strikeouts	4	vs. UMass	3/12/22



#24 JADEN HENLINE

Career Bests

IP	4.1	at Indiana	3/14/21
Longest Start	4.1	at Indiana	3/14/21
Longest Relief	4.0	vs. LIU	2/19/22
Hits	0	4x, last vs. UMass	3/13/22
Runs	0	8x, last vs. Youngstown State	3/22/22
Earned Runs	0	8x, last vs. Youngstown State	3/22/22
Walks	0	10x, last vs. Youngstown State	3/22/22
Strikeouts	6	vs. Northwestern	3/6/21



#29 CARSON KOHLS

Career Bests

IP	2.1	at Indiana	3/13/21
Longest Start	n/a		
Longest Relief	2.1	at Indiana	3/13/21
Hits	0	3x, last vs. Monmouth	2/18/22
Runs	0	3x, last at Ohio State	4/24/21
Earned Runs	0	5x, last at Virginia	3/4/22
Walks	0	4x, last vs. Milwaukee	3/20/22
Strikeouts	2	2x, last at Virginia	3/4/22



#33 TRAVIS LUENSMANN

Career Bests*

IP	6.0	vs. Maine	2/25/22
Longest Start	6.0	vs. Maine	2/25/22
Longest Relief	1.0	vs. Dayton	2/21/21
Hits	0	2x, last at Winthrop	3/2/21
Runs	0	2x, last at Winthrop	3/2/21
Earned Runs	0	3x, last vs. UMass	3/11/22
Walks	0	4x, last vs. Maine	2/25/22
Strikeouts	8	vs. Maine	2/25/22



#18 MASON MELLOTT

Career Bests

IP	5.0	vs. UMass	3/13/22
Longest Start	5.0	vs. UMass	3/13/22
Longest Relief	4.2	2x, last vs. Duke	3/2/19
Hits	0	11x, last at VMI	3/8/22
Runs	0	28x, last vs. UMass	3/13/22
Earned Runs	0	41x, last vs. Youngstown State	3/22/22
Walks	0	33x, last vs. Youngstown State	3/22/22
Strikeouts	5	6x, last at Ohio State	4/25/21

*At South Carolina (2021)

PITCHING CAREER BESTS



#21 STEVEN MILLER

Career Bests			
IP	3.2	vs. Milwaukee	3/19/22
Longest Start	n/a		
Longest Relief	3.2	vs. Milwaukee	3/19/22
Hits	0	7x, last vs. Youngstown State	3/22/22
Runs	0	16x, last vs. Youngstown State	3/22/22
Earned Runs	0	18x, last vs. Youngstown State	3/22/22
Walks	0	12x, last vs. Youngstown State	3/22/22
Strikeouts	6	vs. Milwaukee	3/19/22



#27 TOMMY MOLSKY

Career Bests			
IP	6.0	vs. Northeastern	2/20/22
Longest Start	6.0	vs. Northeastern	2/20/22
Longest Relief	n/a		
Hits	0	vs. Milwaukee	3/19/22
Runs	2	vs. Northeastern	2/20/22
Earned Runs	0	vs. Northeastern	2/20/22
Walks	1	2x, last at Virginia	3/6/22
Strikeouts	6	2x, last vs. UMass	3/12/22



#37 JORDAN MORALES


Career Bests*			
IP	7.0	vs. St. Bonaventure	4/24/21
Longest Start	7.0	vs. St. Bonaventure	4/24/21
Longest Relief	3.0	2x, last at Penn	4/3/21
Hits	0	6x, last vs. Youngstown State	3/22/22
Runs	0	14x, last vs. Youngstown State	3/22/22
Earned Runs	0	15x, last vs. Youngstown State	3/22/22
Walks	0	14x, last vs. UMass	3/12/22
Strikeouts	9	vs. Saint Joseph's	5/8/21

*At LaSalle (2020-21)



#6 JOE NASTASI

Career Bests			
IP	n/a		
Longest Start	n/a		
Longest Relief	n/a		
Hits	n/a		
Runs	n/a		
Earned Runs	n/a		
Walks	n/a		
Strikeouts	n/a		



#31 RYAN PARTRIDGE

Career Bests			
IP	2.2	vs. Milwaukee	3/20/22
Longest Start	n/a		
Longest Relief	2.2	vs. Milwaukee	3/20/22
Hits	0	4x, last vs. Northeastern	2/20/22
Runs	0	9x, last vs. UMass	3/12/22
Earned Runs	0	10x, last vs. UMass	3/12/22
Walks	0	7x, last vs. Milwaukee	3/20/22
Strikeouts	2	3x, last vs. Milwaukee	3/20/22



#25 CHASE RENNER

Career Bests			
IP	1.0	2x, last vs. Milwaukee	3/20/22
Longest Start	n/a		
Longest Relief	1.0	2x, last vs. Milwaukee	3/20/22
Hits	0	vs. Milwaukee	3/20/22
Runs	0	vs. Milwaukee	3/20/22
Earned Runs	0	vs. Milwaukee	3/20/22
Walks	2	vs. Milwaukee	3/20/22
Strikeouts	1	2x, last vs. Milwaukee	3/20/22

PITCHING CAREER BESTS



#11 CHAD ROGERS

Career Bests

IP	3.0	vs. Northwestern	3/7/21
Longest Start	n/a		
Longest Relief	3.0	vs. Northwestern	3/7/21
Hits	0	at Ohio State	4/24/21
Runs	0	2x, last at VMI	3/8/22
Earned Runs	0	2x, last at VMI	3/8/22
Walks	1	3x, last at VMI	3/8/22
Strikeouts	1	4x, last at VMI	3/8/22



#20 BLAISE SCLAFANI

Career Bests

IP	3.0*	vs. Northeastern	4/30/19
Longest Start	n/a		
Longest Relief	3.0*	vs. Northeastern	4/30/19
Hits	0	6x, last vs. Maryland	3/20/21
Runs	0*	9x, last at VMI	3/8/22
Earned Runs	0	11x, last at VMI	3/8/22
Walks	0	8x, last at VMI	3/8/22
Strikeouts	3*	3x, last vs. Canisius	2/15/20

*At UMass Lowell (2020-21)



#36 TYLER SHINGLEDECKER

Career Bests

IP	4.1	2x, last vs. Youngstown State	4/9/19
Longest Start	4.1	vs. Youngstown State	4/9/19
Longest Relief	4.1	vs. Binghamton	3/26/19
Hits	0	21x, last vs. UMass	3/13/22
Runs	0	23x, last vs. Milwaukee	3/18/22
Earned Runs	0	29x, last vs. Youngstown State	3/22/22
Walks	0	18x, last vs. Youngstown State	3/22/22
Strikeouts	9	vs. Northwestern	3/5/21



#30 ANTHONY STEELE

Career Bests

IP	1.0	2x, last vs. Milwaukee	3/20/22
Longest Start	n/a		
Longest Relief	1.0	2x, last vs. Milwaukee	3/20/22
Hits	0	vs. Youngstown State	3/22/22
Runs	0	3x, last vs. Youngstown State	3/22/22
Earned Runs	0	3x, last vs. Youngstown State	3/22/22
Walks	0	2x, last vs. Youngstown State	3/22/22
Strikeouts	2	2x, last vs. Youngstown State	3/22/22



#12 KELLAN TULIO

Career Bests*

IP	6.0	vs. Maine	2/26/22
Longest Start	6.0	vs. Maine	2/26/22
Longest Relief	1.1	at Cincinnati	3/30/21
Hits	0	6x, last vs. Youngstown State	3/22/22
Runs	0	6x, last vs. Youngstown State	3/22/22
Earned Runs	0	6x, last vs. Youngstown State	3/22/22
Walks	0	3x, last vs. Wake Forest	4/3/21
Strikeouts	5	vs. Maine	2/26/22

*At Louisville (2020-21)

CAREER STATS

#3 COLE BARTELS IF/OF R/R GR. 6-3/195 BELMONT, MASS.

Year	Avg	GP-GS	AB	R	H	2B	3B	HR	RBI	TB	SLG%	BB	HBP	SO	GDP	OB%	SF	SH	SB-ATT	PO	A	E	FLD%
2018	.000	17-3	0	0	0	0	0	0	0	0	.000	0	0	0	0	.000	0	0	0-0	0	1	0	1.000
2019	.000	7-3	0	0	0	0	0	0	0	0	.000	0	0	0	0	.000	0	0	0-0	1	1	1	.667
2020	.273	8-7	22	8	6	2	0	0	3	8	.364	7	1	4	0	.452	1	0	1-1	53	1	0	1.000
2021	.245	35-26	98	13	24	4	1	1	13	33	.337	13	1	21	4	.333	2	1	3-3	141	11	2	.987
2022	.282	18-18	71	8	20	2	0	0	6	22	.310	6	1	9	0	.346	0	0	2-3	61	2	0	1.000
TOTAL	.262	85-57	191	29	50	8	1	1	22	63	.330	26	3	34	4	.354	3	1	6-7	256	18	3	.989

#46 NOAH BURKE OF L/R FR. 6-0/192 PITTSBURGH, PA.

Year	Avg	GP-GS	AB	R	H	2B	3B	HR	RBI	TB	SLG%	BB	HBP	SO	GDP	OB%	SF	SH	SB-ATT	PO	A	E	FLD%
2022	.000	4-0	4	0	0	0	0	0	0	0	.000	0	1	3	0	.200	0	0	0-0	0	0	0	.000
TOTAL	.000	4-0	4	0	0	0	0	0	0	0	.000	0	1	3	0	.200	0	0	0-0	0	0	0	.000

#19 DEREK CEASE IF/P R/R FR. 5-8/150 PLYMOUTH, PA.

Year	Avg	GP-GS	AB	R	H	2B	3B	HR	RBI	TB	SLG%	BB	HBP	SO	GDP	OB%	SF	SH	SB-ATT	PO	A	E	FLD%
2022	.091	10-2	11	1	1	1	0	0	0	2	.182	1	0	3	0	.167	0	0	0-0	5	11	0	1.000
TOTAL	.091	10-2	11	1	1	1	0	0	0	2	.182	1	0	3	0	.167	0	0	0-0	5	11	0	1.000

Year	ERA	W-L	APP	GS	CG	SHO	SV	IP	H	R	ER	BB	SO	2B	3B	HR	BF	BAA	WP	HBP	BK	SFA	SHA
2022	0.00	0-0	1	0	0	0/0	0	1.0	1	1	0	3	1	0	0	0	7	.250	0	0	0	0	0
TOTAL	0.00	0-0	1	0	0	0/0	0	1.0	1	1	0	3	1	0	0	0	7	.250	0	0	0	0	0

#23 JAKE COOPER IF R/R FR. 5-9/195 STATE COLLEGE, PA.

Year	Avg	GP-GS	AB	R	H	2B	3B	HR	RBI	TB	SLG%	BB	HBP	SO	GDP	OB%	SF	SH	SB-ATT	PO	A	E	FLD%
2022	.000	6-4	13	0	0	0	0	0	0	0	.000	0	0	6	0	.000	0	0	0-0	1	10	1	.917
TOTAL	.000	6-4	13	0	0	0	0	0	0	0	.000	0	0	6	0	.000	0	0	0-0	1	10	1	.917

#4 TYSON COOPER C/IF S/R R-SO. 5-9/200 STATE COLLEGE, PA.

Year	Avg	GP-GS	AB	R	H	2B	3B	HR	RBI	TB	SLG%	BB	HBP	SO	GDP	OB%	SF	SH	SB-ATT	PO	A	E	FLD%
2021	.111	11-3	18	2	2	1	0	0	2	3	.167	6	0	8	0	.333	0	0	1-1	16	1	0	1.000
2022	.000	4-2	8	0	0	0	0	0	0	0	.000	0	0	2	0	.000	0	0	0-1	3	1	0	1.000
TOTAL	.077	15-5	26	2	2	1	0	0	2	3	.115	6	0	10	0	.250	0	0	1-2	19	2	0	1.000

#8 PATRICK DEMARCO RHP R/R FR. 6-1/200 LOS ANGELES, CALIF.

Year	ERA	W-L	APP	GS	CG	SHO	SV	IP	H	R	ER	BB	SO	2B	3B	HR	BF	BAA	WP	HBP	BK	SFA	SHA
2022	81.00	0-0	1	0	0	0/0	0	0.1	2	3	3	2	0	0	0	0	5	1.000	1	0	0	0	0
TOTAL	81.00	0-0	1	0	0	0/0	0	0.1	2	3	3	2	0	0	0	0	5	1.000	1	0	0	0	0

#49 BEN DEMELL IF/P L/R FR. 6-5/205 CONCORD, OHIO

Year	Avg	GP-GS	AB	R	H	2B	3B	HR	RBI	TB	SLG%	BB	HBP	SO	GDP	OB%	SF	SH	SB-ATT	PO	A	E	FLD%
2022	-	-	-	-	-	-	-	-	-	-	-	-	-	-	-	-	-	-	-	-	-	-	-
TOTAL	-	-	-	-	-	-	-	-	-	-	-	-	-	-	-	-	-	-	-	-	-	-	-

Year	ERA	W-L	APP	GS	CG	SHO	SV	IP	H	R	ER	BB	SO	2B	3B	HR	BF	BAA	WP	HBP	BK	SFA	SHA
2022	0.00	0-0	1	0	0	0/0	0	1.2	0	0	0	0	0	0	0	0	0	.000	0	0	0	0	0
TOTAL	0.00	0-0	1	0	0	0/0	0	1.2	0	0	0	0	0	0	0	0	0	.000	0	0	0	0	0

#5 CARSON ERTTER OF L/L JR. 5-10/175 EBENSBURG, PA.

Year	Avg	GP-GS	AB	R	H	2B	3B	HR	RBI	TB	SLG%	BB	HBP	SO	GDP	OB%	SF	SH	SB-ATT	PO	A	E	FLD%
2020	.000	3-0	2	0	0	0	0	0	0	0	.000	0	1	0	0	.333	0	0	0-0	1	0	0	1.000
2021	.000	1-0	1	0	0	0	0	0	1	0	.000	1	0	0	0	.500	0	0	0-0	0	0	0	.000
2022	-	-	-	-	-	-	-	-	-	-	-	-	-	-	-	-	-	-	-	-	-	-	-
TOTAL	.000	4-0	3	0	0	0	0	0	1	0	.000	1	1	0	0	.400	0	0	0-0	1	0	0	1.000

CAREER STATS

#44 DEVIN FLETCHER RHP R/R FR. 6-8/215 BETHLEHEM, PA.

Year	ERA	W-L	APP	GS	CG	SHO	SV	IP	H	R	ER	BB	SO	2B	3B	HR	BF	BAA	WP	HBP	BK	SFA	SHA
2022	-	-	-	-	-	-	-	-	-	-	-	-	-	-	-	-	-	-	-	-	-	-	-
TOTAL	-	-	-	-	-	-	-	-	-	-	-	-	-	-	-	-	-	-	-	-	-	-	-

#10 TANNER FOLDS LHP R/L FR. 6-1/195 CALHOUN, GA.

Year	ERA	W-L	App	GS	CG	SHO	SV	IP	H	R	ER	BB	SO	2B	3B	HR	BF	B/Avg	WP	HBP	BK	SFA	SHA
2022	14.73	0-0	6	0	0	0/0	0	3.2	2	7	6	6	3	1	0	0	20	.154	1	1	0	0	0
TOTAL	14.73	0-0	6	0	0	0/0	0	3.2	2	7	6	6	3	1	0	0	20	.154	1	1	0	0	0

#15 BRENDEN FRANKS IF/P R/R JR. 6-3/205 STATE COLLEGE, PA.

Year	Avg	GP-GS	AB	R	H	2B	3B	HR	RBI	TB	SLG%	BB	HBP	SO	GDP	OB%	SF	SH	SB-ATT	PO	A	E	FLD%
2020	.667	4-0	3	1	2	0	0	0	0	2	.667	0	0	1	0	.667	0	0	0-0	2	0	0	1.000
2021	.000	4-0	3	1	0	0	0	0	0	0	.000	0	1	2	0	.250	0	0	0-0	4	0	0	1.000
2022	.000	4-0	3	0	0	0	0	0	0	0	.000	1	0	1	0	.250	0	0	0-0	0	0	0	1.000
TOTAL	.222	12-0	9	2	2	0	0	0	0	2	.222	1	1	4	0	.364	0	0	0-0	6	0	0	1.000
Year	Avg	GP-GS	AB	R	H	2B	3B	HR	RBI	TB	SLG%	BB	HBP	SO	GDP	OB%	SF	SH	SB-ATT	PO	A	E	FLD%
2020	-	-	-	-	-	-	-	-	-	-	-	-	-	-	-	-	-	-	-	-	-	-	-
2021	-	-	-	-	-	-	-	-	-	-	-	-	-	-	-	-	-	-	-	-	-	-	-
2022	-	-	-	-	-	-	-	-	-	-	-	-	-	-	-	-	-	-	-	-	-	-	-
TOTAL	-	-	-	-	-	-	-	-	-	-	-	-	-	-	-	-	-	-	-	-	-	-	-

#28 HUTCH GAGNON LHP L/L SR. 6-3/220 DOWNINGTOWN, PA.

Year	ERA	W-L	App	GS	CG	SHO	SV	IP	H	R	ER	BB	SO	2B	3B	HR	BF	B/Avg	WP	HBP	BK	SFA	SHA
2019	5.59	0-1	18	0	0	0/0	0	19.1	21	12	12	11	21	4	1	2	93	.273	3	3	0	0	2
2020	3.21	1-0	4	2	0	0/0	0	14.0	15	5	5	6	17	4	1	0	62	.268	0	0	0	0	0
2021	6.75	0-1	11	0	0	0/0	0	12.0	18	10	9	4	13	3	1	1	64	.327	2	3	0	1	1
2022	-	-	-	-	-	-	-	-	-	-	-	-	-	-	-	-	-	-	-	-	-	-	-
TOTAL	5.16	1-2	33	2	0	0/0	0	45.1	54	27	26	21	51	11	3	3	219	.287	5	6	0	1	3

#35 BILLY GERLOTT OF/IF R/R SO. 6-1/195 AUBURN, PA.

Year	Avg	GP-GS	AB	R	H	2B	3B	HR	RBI	TB	SLG%	BB	HBP	SO	GDP	OB%	SF	SH	SB-ATT	PO	A	E	FLD%
2021	-	-	-	-	-	-	-	-	-	-	-	-	-	-	-	-	-	-	-	-	-	-	-
2022	.290	18-18	62	6	18	5	0	0	8	23	.371	7	3	19	1	.389	0	0	1-3	18	0	0	1.000
TOTAL	.290	18-18	62	6	18	5	0	0	8	23	.371	7	3	19	1	.389	0	0	1-3	18	0	0	1.000

#17 SENECA GREGORY RHP R/R FR. 6-4/225 STAFFORD, VA.

Year	ERA	W-L	APP	GS	CG	SHO	SV	IP	H	R	ER	BB	SO	2B	3B	HR	BF	BAA	WP	HBP	BK	SFA	SHA
2022	7.71	0-0	4	0	0	0/0	0	4.2	4	5	4	3	6	2	0	0	24	.211	0	2	0	0	0
TOTAL	7.71	0-0	4	0	0	0/0	0	4.2	4	5	4	3	6	2	0	0	24	.211	0	2	0	0	0

#2 KYLE HANNON IF/OF L/R SO. 5-10/194 HARRISBURG, PA.

Year	Avg	GP-GS	AB	R	H	2B	3B	HR	RBI	TB	SLG%	BB	HBP	SO	GDP	OB%	SF	SH	SB-ATT	PO	A	E	FLD%
2021	.133	12-9	30	3	4	1	1	0	1	7	.233	2	0	12	0	.188	0	1	0-0	15	0	0	1.000
2022	.288	17-17	59	7	17	5	1	0	8	24	.407	6	2	12	3	.373	0	0	2-2	22	37	7	.894
TOTAL	.236	29-26	89	10	21	6	2	0	9	31	.348	8	2	24	3	.313	0	1	2-2	37	37	7	.914

#1 JAY HARRY IF L/R SO. 6-0/195 METUCHEN, N.J.

Year	Avg	GP-GS	AB	R	H	2B	3B	HR	RBI	TB	SLG%	BB	HBP	SO	GDP	OB%	SF	SH	SB-ATT	PO	A	E	FLD%
2021	.268	42-42	142	22	38	10	0	1	18	51	.359	12	4	25	2	.335	3	0	1-1	58	101	11	.935
2022	.268	18-18	71	10	19	1	0	1	7	23	.324	4	2	8	0	.325	0	0	2-3	17	54	4	.947
TOTAL	.268	60-60	213	32	57	11	0	2	25	74	.347	16	6	33	2	.332	3	0	3-4	75	155	15	.939

CAREER STATS

#24 JADEN HENLINE RHP L/R SO. 6-2/195 NEW CUMBERLAND, PA.

Year	ERA	W-L	App	GS	CG	SHO	SV	IP	H	R	ER	BB	SO	2B	3B	HR	BF	B/Avg	WP	HBP	BK	SFA	SHA
2021	3.72	0-1	9	3	0	0/0	0	19.1	17	8	8	8	22	2	0	2	86	.230	1	3	0	0	1
2022	3.45	0-1	7	0	0	0/1	3	15.2	15	10	6	3	21	1	1	1	65	.242	2	0	0	0	0
TOTAL	3.60	0-2	16	3	0	0/1	3	35.0	32	18	14	11	43	3	1	3	151	.235	3	3	0	0	1

#40 BEN KAILHER IF R/R JR. 5-8/160 RUMFORD, R.I.

Year	Avg	GP-GS	AB	R	H	2B	3B	HR	RBI	TB	SLG%	BB	HBP	SO	GDP	OB%	SF	SH	SB-ATT	PO	A	E	FLD%
2020	.222	9-6	18	4	4	1	2	0	4	9	.500	2	2	6	2	.333	2	0	2-2	3	9	2	.857
2021	.143	11-0	7	3	1	0	0	0	0	1	.143	0	0	2	0	.143	0	0	1-1	0	2	0	1.000
2022	.167	10-5	18	2	3	0	0	0	0	3	.167	3	1	4	0	.318	0	0	0-0	5	14	01	.950
TOTAL	.186	30-11	43	9	8	1	2	0	4	13	.302	5	3	12	2	.302	2	0	3-3	8	25	3	.917

#13 TAYVEN KELLEY OF R/R JR. 6-3/200 BOILING SPRINGS, PA.

Year	Avg	GP-GS	AB	R	H	2B	3B	HR	RBI	TB	SLG%	BB	HBP	SO	GDP	OB%	SF	SH	SB-ATT	PO	A	E	FLD%
2020	.188	9-4	16	4	3	2	0	0	1	5	.313	3	1	8	0	.350	0	0	0-0	10	0	0	1.000
2021	.238	28-27	101	8	24	8	2	1	9	39	.386	10	1	37	2	.313	0	3	0-2	53	1	4	.931
2022	.190	17-17	63	5	12	0	0	0	7	12	.190	2	1	20	2	.227	0	0	0-1	42	1	1	.977
TOTAL	.217	54-48	180	17	39	10	2	1	17	56	.311	15	3	65	4	.288	0	3	0-3	105	2	5	.955

#29 CARSON KOHLS RHP R/R SO. 6-0/195 SACRAMENTO, CALIF.

Year	ERA	W-L	App	GS	CG	SHO	SV	IP	H	R	ER	BB	SO	2B	3B	HR	BF	B/Avg	WP	HBP	BK	SFA	SHA
2021	3.18	0-0	5	0	0	0/0	0	5.2	7	3	2	2	4	1	1	1	27	.304	1	2	0	0	0
2022	10.38	0-0	5	0	0	0/0	0	4.1	5	6	5	6	3	0	1	0	24	.294	1	1	0	0	0
TOTAL	6.30	0-0	10	0	0	0/0	0	10.0	12	9	7	8	7	1	2	1	51	.300	2	3	0	0	0

#33 TRAVIS LUENSMANN RHP R/R SO. 6-6/234 ALTOONA, PA.

Year	ERA	W-L	App	GS	CG	SHO	SV	IP	H	R	ER	BB	SO	2B	3B	HR	BF	B/Avg	WP	HBP	BK	SFA	SHA
2021*	15.43	0-1	4	0	0	0/0	0	2.1	4	6	4	1	2	2	0	0	12	.333	0	0	1	0	0
2022	6.29	0-2	5	5	0	0/0	0	24.1	29	22	17	13	32	1	3	3	117	.290	1	1	0	1	2
TOTAL	9.45	0-3	9	5	0	0/0	0	26.2	33	28	21	14	34	3	3	3	129	.300	1	1	1	1	3

*At South Carolina

#18 MASON MELLOTT RHP R/R GR. 6-0/205 STATE COLLEGE, PA.

Year	ERA	W-L	APP	GS	CG	SHO	SV	IP	H	R	ER	BB	SO	2B	3B	HR	BF	BAA	WP	HBP	BK	SFA	SHA
2018	3.18	0-1	24	0	0	0/0	4	34.0	38	16	12	14	28	4	1	0	155	.295	4	5	2	3	4
2019	2.43	6-3	21	0	0	0/2	5	63.0	59	25	17	14	52	10	2	1	270	.244	3	6	0	1	6
2020	2.25	2-1	5	0	0	0/0	0	8.0	8	3	2	1	6	1	1	0	35	.258	0	0	0	0	3
2021	4.60	2-2	17	0	0	0/0	4	31.1	32	20	16	18	33	2	1	1	149	.264	4	8	1	0	2
2022	4.50	1-2	6	4	0	0/1	1	14.0	10	9	7	7	12	2	0	0	61	.204	0	2	0	1	2
TOTAL	3.23	11-8	73	4	0	0/3	14	150.1	147	73	54	54	131	19	5	2	670	.257	11	21	3	5	17

#21 STEVEN MILLER RHP R/R SR. 6-1/190 PITTSBURGH, PA.

Year	ERA	W-L	App	GS	CG	SHO	SV	IP	H	R	ER	BB	SO	2B	3B	HR	BF	B/Avg	WP	HBP	BK	SFA	SHA
2019	3.86	0-0	3	0	0	0/0	0	2.1	4	1	1	1	1	3	0	0	12	.364	1	0	0	0	0
2020	2.70	0-0	3	0	0	0/1	0	3.1	2	1	1	1	6	1	0	0	13	.167	0	0	0	0	0
2021	3.29	0-1	12	0	0	0/2	2	13.2	12	8	5	7	17	2	0	0	58	.245	2	2	0	0	0
2022	3.09	0-1	6	0	0	0/0	1	11.2	10	5	4	3	14	1	1	0	49	.222	0	1	0	0	0
TOTAL	3.19	0-2	24	0	0	0/3	3	31.0	28	15	11	12	38	6	1	0	132	.239	3	3	0	0	0

CAREER STATS

#27 TOMMY MOLSKY RHP R/R FR. 6-1/160 DILLSBURG, PA.

Year	ERA	W-L	APP	GS	CG	SHO	SV	IP	H	R	ER	BB	SO	2B	3B	HR	BF	BAA	WP	HBP	BK	SFA	SHA
2022	4.35	0-3	5	5	0	0/0	0	20.2	20	21	10	10	22	4	0	2	102	.233	2	4	0	1	1
TOTAL	4.35	0-3	5	5	0	0/0	0	20.2	20	21	10	10	22	4	0	2	102	.233	2	4	0	1	1

#37 JORDAN MORALES LHP R/L JR. 5-9/175 SOUDERTON, PA.

Year	ERA	W-L	App	GS	CG	SHO	SV	IP	H	R	ER	BB	SO	2B	3B	HR	BF	B/Avg	WP	HBP	BK	SFA	SHA
2020*	2.16	0-2	5	0	0	0/1	2	8.1	5	4	2	3	14	1	0	1	37	.167	3	1	1	1	2
2021*	6.11	2-6	16	7	1	0/0	2	45.2	60	35	31	23	49	10	2	4	226	.313	2	8	2	3	0
2022	4.66	2-0	7	0	0	0/0	0	9.2	10	8	5	5	14	1	1	0	46	.256	0	1	0	0	1
TOTAL	5.37	4-8	28	7	1	0/1	4	63.2	75	47	38	31	77	12	3	5	310	.286	5	10	3	4	3

*At LaSalle

#6 JOE NASTASI RHP R/R SO. 6-0/217 STATE COLLEGE, PA.

Year	ERA	W-L	App	GS	CG	SHO	SV	IP	H	R	ER	BB	SO	2B	3B	HR	BF	B/Avg	WP	HBP	BK	SFA	SHA
2021	-	-	-	-	-	-	-	-	-	-	-	-	-	-	-	-	-	-	-	-	-	-	-
2022	-	-	-	-	-	-	-	-	-	-	-	-	-	-	-	-	-	-	-	-	-	-	-
TOTAL	-	-	-	-	-	-	-	-	-	-	-	-	-	-	-	-	-	-	-	-	-	-	-

#34 RICHIE PALTRIDGE LHP/1B/OF L/L SO. 6-3/194 MONTGOMERY, N.Y.

Year	Avg	GP-GS	AB	R	H	2B	3B	HR	RBI	TB	SLG%	BB	HBP	SO	GDP	OB%	SF	SH	SB-ATT	PO	A	E	FLD%
2021	-	-	-	-	-	-	-	-	-	-	-	-	-	-	-	-	-	-	-	-	-	-	-
2022	.000	1-0	1	0	0	0	0	0	0	0	.000	0	0	1	0	.000	0	0	0-0	1	0	0	1.000
TOTAL	.000	1-0	1	0	0	0	0	0	0	0	.000	0	0	1	0	.000	0	0	0-0	1	0	0	1.000

Year	ERA	W-L	APP	GS	CG	SHO	SV	IP	H	R	ER	BB	SO	2B	3B	HR	BF	BAA	WP	HBP	BK	SFA	SHA
2021	-	-	-	-	-	-	-	-	-	-	-	-	-	-	-	-	-	-	-	-	-	-	-
2022	-	-	-	-	-	-	-	-	-	-	-	-	-	-	-	-	-	-	-	-	-	-	-
TOTAL	-	-	-	-	-	-	-	-	-	-	-	-	-	-	-	-	-	-	-	-	-	-	-

#31 RYAN PARTRIDGE LHP R/L JR. 6-3/215 WEXFORD, PA.

Year	ERA	W-L	App	GS	CG	SHO	SV	IP	H	R	ER	BB	SO	2B	3B	HR	BF	B/Avg	WP	HBP	BK	SFA	SHA
2020	0.00	0-0	2	0	0	0/0	0	2.0	1	0	0	0	2	0	0	0	6	.167	0	0	0	0	0
2021	0.00	0-0	5	0	0	0/0	0	2.2	4	2	0	3	4	1	0	0	16	.333	0	0	0	1	0
2022	8.10	0-0	6	0	0	0/0	0	6.2	6	6	6	3	5	1	1	0	31	.250	1	2	0	2	0
TOTAL	4.77	0-0	13	0	0	0/0	0	11.1	11	8	6	6	11	2	1	0	53	.262	1	2	0	3	0

#22 JOHNNY PIACENTINO OF R/R JR. 5-11/185 CHERRY HILL, N.J.

Year	Avg	GP-GS	AB	R	H	2B	3B	HR	RBI	TB	SLG%	BB	HBP	SO	GDP	OB%	SF	SH	SB-ATT	PO	A	E	FLD%
2020	.400	13-10	35	11	14	4	0	2	11	24	.686	10	0	4	0	.511	2	0	4-4	27	0	0	1.000
2021	.284	42-42	162	30	46	15	0	8	32	85	.525	17	0	40	4	.350	1	1	0-2	83	0	3	.965
2022	.292	7-7	24	2	7	1	0	0	4	8	.333	3	0	6	1	.357	1	1	0-0	7	0	0	1.000
TOTAL	.303	62-59	221	43	67	20	0	10	47	117	.529	30	0	50	5	.380	4	2	4-6	117	0	3	.975

#7 C.J. PITTARO IF L/R SO. 6-1/195 HAMILTON, N.J.

Year	Avg	GP-GS	AB	R	H	2B	3B	HR	RBI	TB	SLG%	BB	HBP	SO	GDP	OB%	SF	SH	SB-ATT	PO	A	E	FLD%
2021*	.333	5-0	3	0	1	0	0	0	3	1	.333	0	0	0	0	.333	0	0	0-0	0	1	0	1.000
2022	.160	11-7	25	6	4	1	0	0	3	5	.200	4	0	10	0	.276	0	0	0-0	7	9	2	.889
TOTAL	.179	16-7	28	6	5	1	0	0	6	6	.214	4	0	10	0	.281	0	0	0-0	7	10	2	.895

*At Vanderbilt

CAREER STATS

#25 CHASE RENNER RHP R/R FR. 6-4/190 ALBURTIS, PA.

Year	ERA	W-L	APP	GS	CG	SHO	SV	IP	H	R	ER	BB	SO	2B	3B	HR	BF	BAA	WP	HBP	BK	SFA	SHA
2022	9.00	0-0	2	0	0	0/0	0	2.0	1	2	2	5	2	1	0	0	12	.143	2	0	0	0	0
TOTAL	9.00	0-0	2	0	0	0/0	0	2.0	1	2	2	5	2	1	0	0	12	.143	2	0	0	0	0

#11 CHAD ROGERS RHP R/R SO. 6-5/220 MENTOR, OHIO

Year	ERA	W-L	App	GS	CG	SHO	SV	IP	H	R	ER	BB	SO	2B	3B	HR	BF	B/Avg	WP	HBP	BK	SFA	SHA
2021	13.50	1-0	3	0	0	0/0	0	4.0	8	6	6	7	1	2	0	0	25	.471	0	0	1	1	0
2022	7.11	0-0	4	0	0	0/0	0	6.1	9	5	5	6	3	0	0	0	34	.360	0	1	0	2	0
TOTAL	9.58	1-0	7	0	0	0/0	0	10.1	17	11	11	13	4	2	0	0	59	.405	0	1	1	3	0

#20 BLAISE SCLAFANI RHP R/R SR. 6-6/200 SOUDERTON, PA.

Year	ERA	W-L	App	GS	CG	SHO	SV	IP	H	R	ER	BB	SO	2B	3B	HR	BF	B/Avg	WP	HBP	BK	SFA	SHA
2019*	4.42	1-0	12	0	0	0/0	0	18.1	12	11	9	19	14	2	0	1	60	.200	2	6	0	3	0
2020*	4.76	0-0	4	0	0	0/0	0	5.2	5	4	3	2	5	0	0	0	20	.250	3	2	0	0	0
2021	18.00	0-0	2	0	0	0/0	0	1.0	2	2	2	4	1	0	0	0	10	.500	2	1	0	1	0
2022	0.00	0-0	2	0	0	0/0	0	1.0	2	1	0	0	0	0	0	1	5	.500	0	1	0	0	0
TOTAL	4.85	1-0	20	0	0	0/0	0	26.0	21	18	14	25	20	2	0	0	95	.375	7	10	0	4	0

*At UMass Lowell

#36 TYLER SHINGLEDECKER LHP R/L SR. 6-3/185 HUNTERSVILLE, N.C.

Year	ERA	W-L	App	GS	CG	SHO	SV	IP	H	R	ER	BB	SO	2B	3B	HR	BF	B/Avg	WP	HBP	BK	SFA	SHA
2019	4.43	1-1	19	2	0	0/1	1	40.2	31	27	20	27	44	8	1	3	185	.207	4	6	0	1	1
2020	0.64	0-0	5	0	0	0/0	0	14.0	3	1	1	2	20	1	0	0	49	.067	1	1	0	0	1
2021	6.00	2-2	16	1	0	0/1	1	27.0	20	21	18	16	38	3	3	2	123	.196	3	4	0	1	0
2022	2.57	3-1	9	0	0	0/1	0	14.0	13	6	4	1	15	1	0	1	55	.245	0	0	0	0	1
TOTAL	4.05	6-4	49	3	0	0/3	2	95.2	67	55	43	46	117	13	4	6	412	.191	8	11	0	2	3

#41 JOSH SPIEGEL C/1B R/R R-JR. 6-3/206 JEANNETTE, PA.

Year	Avg	GP-GS	AB	R	H	2B	3B	HR	RBI	TB	SLG%	BB	HBP	SO	GDP	OB%	SF	SH	SB-ATT	PO	A	E	FLD%	
2019*																								
2020*	.500	3-0	4	0	2	0	0	0	1	2	.500	0	0	1	0	.500	0	0	0-0	7	0	0	1.000	
2021	.261	38-38	134	19	35	10	1	4	22	59	.440	10	2	43	3	.320	1	2	1-1	134	12	4	.973	
2022	.306	18-18	62	8	19	5	0	1	7	27	.435	9	0	19	2	.389	1	0	0-0	130	6	7	.951	
TOTAL	.280	59-56	200	27	56	15	1	5	30	87	.445	19	2	63	5	.345	2	2	1-1	271	18	11	.963	

#30 ANTHONY STEELE LHP/1B/OF L/L FR. 6-4/225 SHELTON, CONN.

Year	ERA	W-L	APP	GS	CG	SHO	SV	IP	H	R	ER	BB	SO	2B	3B	HR	BF	BAA	WP	HBP	BK	SFA	SHA
2022	3.00	0-0	4	0	0	0/0	0	3.0	5	2	1	3	6	0	1	0	19	.333	1	1	0	0	0
TOTAL	3.00	0-0	4	0	0	0/0	0	3.0	5	2	1	3	6	0	1	0	19	.333	1	1	0	0	0

Year	Avg	GP-GS	AB	R	H	2B	3B	HR	RBI	TB	SLG%	BB	HBP	SO	GDP	OB%	SF	SH	SB-ATT	PO	A	E	FLD%
2022	.262	13-12	42	4	11	0	1	1	4	16	.381	4	1	12	0	.340	0	0	1-1	20	0	2	.909
TOTAL	.262	13-12	42	4	11	0	1	1	4	16	.381	4	1	12	0	.340	0	0	1-1	20	0	2	.909

CAREER STATS

#9 CONNOR THRONEBERRY RHP/IF R/R FR. 6-6/230 ST. LOUIS, MO.

Year	ERA	W-L	APP	GS	CG	SHO	SV	IP	H	R	ER	BB	SO	2B	3B	HR	BF	BAA	WP	HBP	BK	SFA	SHA
2022	-	-	-	-	-	-	-	-	-	-	-	-	-	-	-	-	-	-	-	-	-	-	-
TOTAL	-	-	-	-	-	-	-	-	-	-	-	-	-	-	-	-	-	-	-	-	-	-	-

Year	Avg	GP-GS	AB	R	H	2B	3B	HR	RBI	TB	SLG%	BB	HBP	SO	GDP	OB%	SF	SH	SB-ATT	PO	A	E	FLD%
2022	.333	3-0	3	1	1	0	0	0	0	1	.333	0	0	2	0	.333	0	0	0-0	3	0	0	1.000
TOTAL	.333	3-0	3	1	1	0	0	0	0	1	.333	0	0	2	0	.333	0	0	0-0	3	0	0	1.000

#12 KELLAN TULIO LHP L/L JR. 6-2/215 EMMAUS, PA.

Year	ERA	W-L	App	GS	CG	SHO	SV	IP	H	R	ER	BB	SO	2B	3B	HR	BF	B/Avg	WP	HBP	BK	SFA	SHA
2020*	6.75	0-0	4	0	0	0/0	0	2.2	4	2	2	2	2	0	0	0	13	.364	0	0	1	0	0
2021*	15.43	0-0	4	0	0	0/0	0	2.1	3	4	4	3	1	0	0	0	14	.300	1	1	0	0	0
2022	4.05	1-1	4	4	0	0/0	0	13.1	9	6	6	7	12	2	0	0	56	.191	1	1	0	0	1
TOTAL	5.89	1-1	12	4	0	0/0	0	18.1	16	12	12	12	15	2	0	0	83	.235	2	2	0	0	1

*At Louisville

#14 MATT WOOD C L/R JR. 5-10/190 GIBSONIA, PA.

Year	Avg	GP-GS	AB	R	H	2B	3B	HR	RBI	TB	SLG%	BB	HBP	SO	GDP	OB%	SF	SH	SB-ATT	PO	A	E	FLD%
2020	.314	14-13	51	4	16	1	0	0	5	17	.333	7	1	12	2	.407	0	0	1-1	78	4	2	.976
2021	.295	39-39	139	22	41	10	1	4	21	65	.468	19	3	25	3	.384	3	1	1-5	218	14	4	.983
2022	.345	17-17	58	16	20	4	1	4	14	38	.655	12	2	7	3	.472	0	0	1-1	128	7	6	.957
TOTAL	.310	70-69	248	42	77	15	2	8	40	120	.484	38	6	44	8	.410	3	1	3-7	424	25	12	.974

HEAD COACH ROB COOPER



16

ROB COOPER
MIAMI (FLA.), 1994
OVERALL: 440-457 (17TH YR)
PSU: 154-227 (9TH YR)

Head Coach

The 2022 baseball season is Rob Cooper's ninth as head coach of the Nittany Lion baseball program. Cooper was selected as the 14th head baseball coach in Penn State history on August 9, 2013. Not shy about stating his ultimate goal of returning Penn State to Omaha in June, the Lions have made significant strides under his leadership.

Under his tutelage, 11 players have been drafted and 12 total have signed with MLB teams in the last four seasons with a full draft. However, his strong belief in the first part of the term "student-athlete" is perhaps the top reason he has proven to be an excellent fit at Penn State. Even with state-of-the-art facilities, the chance to take on elite competition and a program history that includes five trips to the College World Series, Cooper cites the value of a Penn State degree as one of the top reasons to play baseball at Penn State.

The Nittany Lions finished the 2021 season with an 18-24 record, playing against exclusively Big Ten opponents. The wins included a 3-2 victory over No. 18 Michigan on March 26 and a series sweep over Michigan State in which Penn State out-scored the Spartans, 39-13. The Nittany Lions also won two series against Rutgers. Penn State scored 10 or more runs in six games, Penn State's most against Big Ten opponents since 2008 (8) and the most in a season since 2016.

Penn State led the Big Ten in doubles (93) and doubles per game (2.21), ranking 10th in the country in doubles per game. The Nittany Lions sat third in the conference in batting average (.269). Penn State hit 34 home runs, its most since 2012, and had five players with four or more homers.

Sophomore Matt Wood collected Second Team All-Big Ten honors, batting .295 with four homers and 21 RBI. Wood became the fifth All-Big Ten selection under Cooper. Senior Gavin Homer led the Nittany Lions with a .310 batting average, a .429 on-base percentage and tied with Johnny Piacentino for the team-lead in runs (30). Junior Justin Williams hit .302 and paced Penn State with 48 hits. Piacentino led the squad with eight homers and 32 RBI to go with a team-best .525 slugging percentage.

Senior Kyle Virbitsky paced the Penn State rotation with a 4.17 ERA, five wins, 77.2 innings pitched and 88 strikeouts. Virbitsky ranked seventh in the Big Ten in strikeouts and third in strikeout-to-walk ratio (4.40). His 88 strikeouts are tied for the 10th-most in a season at Penn State. Senior Conor Larkin earned three wins and 69 strikeouts in 63.2 innings and fellow senior Bailey Dees was responsible for four wins and 53 strikeouts in 66 innings.

The Nittany Lions continued their success in the classroom with a program-record 19 players earning Academic All-Big Ten accolades.

Penn State had four players drafted from the 2021 squad. Larkin was selected in the ninth round (272nd overall) by the Toronto Blue Jays. Williams was a 17th round selection (508th overall) by the Houston Astros and Kyle Virbitsky followed, being selected 518th overall by the Oakland A's. Bailey Dees was drafted in the 18th round (543rd overall) by the New York Yankees. All three members of the starting rotation were drafted, making Penn State one of only four schools to accomplish that in 2021.

It marked the third time in program history that Penn State had four or more players selected in a single year and the second time that Penn State had three pitchers selected in a draft. The Nittany Lions have had eight pitchers drafted since 2016. The four selections were double of any other Pennsylvania school and three of the draftees are Pennsylvania natives.

Penn State was off to a 10-5 start in 2020 before the COVID-19 pandemic canceled the remainder of the season. Penn State was among the conference leaders offensively, ranking second in on-base percentage (.394), slugging (.422), triples (7), doubles (30), third in batting average (.289) and walks (77), and fourth in scoring (6.7 runs/game) and runs (100). On the mound, Penn State ranked sixth in the NCAA with a 1.01 WHIP and also eighth with a 2.16 team ERA. The Nittany Lions also ranked 15th with 6.33 hits allowed per nine innings and 18th with a 3.63 strikeout-to-walk ratio.

Penn State baseball's trip to Cuba prior to the 2016 season is perhaps the best example of Cooper's commitment to the first part of the "student-athlete" term. The Nittany Lions attended academic lectures and toured Havana, becoming the first NCAA Division I team to compete against a Cuban National Series team, the first U.S. team at any level to defeat a Cuban National Series team, the first U.S. baseball team to play in Cuba since restoration of diplomatic ties with Cuba, the second NCAA team to play in Cuba since restoration of diplomatic ties (Coastal Carolina men's basketball, August 2015) and the fifth NCAA Division I baseball team to compete in post-revolutionary Cuba. The harmony between academics and athletics was on full display, as multiple Penn State professors and a group of journalism students also joined the travel party.

The rare, once-in-a-lifetime experience helped bring a young Penn State team together, and the Lions went on to earn their first winning record (overall and in conference) since 2012. The starting lineup included at least three freshmen in all but six games and five to six freshmen in 19 games, and took on nine eventual NCAA tournament teams, including a three-game series at home against College World Series participant TCU. The Lions' 28 wins were a 10-win improvement over the previous season, and its 12 Big Ten wins doubled the 2015 total. Haley and Anderson were the first drafted out of Penn State since 2012, and Anderson and senior outfielder Greg Guers became the program's first All-Big Ten picks also since 2012. Pitcher Justin Hagenman became Penn State's first Louisville Slugger Freshman All-American since 1997.

Shortly after Cooper accepted the PSU head coaching position in 2014, the California native traveled to Taichung, Taiwan to serve as the head coach of USA Baseball's 18U National Team at the IBAF U18 World Cup. Cooper steered Team USA to an 8-1 record in World Cup play, including seven consecutive victories to win the gold medal.

Not long after the triumph in Taiwan, Cooper received one of the highest honors bestowed in the profession, as he was announced as the Rod Dedeaux USA Baseball Coach of the Year. With the honor, Cooper became just the 16th individual in the award's history to receive the accolade, joining the likes of Scott Brosius, Davey Johnson and Tommy Lasorda.

Cooper was also a member of the coaching staff for the 2007 and 2009 USA College National teams. The 2007 team earned a silver medal at the Pan Am Games in Rio de Janeiro, Brazil. Fourteen of the 20 players on the 2007 team reached the Major Leagues, including 2013 All-Star Pedro Alvarez. Fourteen of the 22 members of the 2009 team also reached the Major Leagues, including three-time All-Star Gerrit Cole.

Cooper brought an accomplished resume to Penn State that included three NCAA Tournament appearances as a head coach at Wright State and five more at various stops as an assistant coach, including two trips to the College World Series with Miami (Florida). Cooper was twice named the Horizon League Coach of the Year and guided Wright State to three league tournament championships and two regular-season championships after the team suffered six losing seasons in the seven years before his arrival.

Cooper began his coaching career at national power Miami, spending two seasons (1994-95) as a student/graduate assistant on the Hurricanes' staff. While at Miami, Cooper helped the Hurricanes to College World Series berths in 1994 and 1995. Cooper spent the 1996 season as an assistant and team academic coordinator at Wake Forest, then moved on to Tulane for the next two seasons, serving as the Green Wave's hitting coach. In 1997, the Green Wave won the Conference USA regular-season crown, and in 1998, they advanced to the NCAA Tournament. Cooper left Tulane following the 1998 season and returned to Sacramento City College, where he starred in the early 1990's before lettering at Miami in 1993.

Along with his college coaching experience, Cooper also was an associate scout for the Los Angeles Dodgers from 1990-92 and has been selected to four coaching stints with USA Baseball in 2000, 2007, 2009 and 2013.

Cooper earned his bachelor's degree in psychology from Miami in 1994 and a master's in sports sciences/administration from Miami in 1996. He is married to his wife, Maureen, and has two sons, Jake and Tyson, who are both current members of the Penn State baseball team.

OVERALL STATS

The Automated ScoreBook
 Overall Statistics for Penn State (as of Mar 22, 2022)
 (All games Sorted by Batting avg)

Record: 7-11 Home: 2-2 Away: 0-4 Neutral: 5-5 Conference: 0-0

Player	avg	gp-gs	ab	r	h	2b	3b	hr	rbi	tb	slg%	bb	hp	so	gdp	ob%	sf	sh	sb-att	po	a	e	fld%	
14 Wood, Matt	.345	17-17	58	16	20	4	1	4	14	38	.655	12	2	7	3	.472	0	0	1-1	128	7	6	.957	
41 Spiegel, Josh	.306	18-18	62	8	19	5	0	1	7	27	.435	9	0	19	2	.389	1	0	0-0	130	6	7	.951	
22 Piacentino, Johnny	.292	7-7	24	2	7	1	0	0	4	8	.333	3	0	6	1	.357	1	1	0-0	7	0	0	1.000	
35 Gerlott, Billy	.290	18-18	62	6	18	5	0	0	8	23	.371	7	3	19	1	.389	0	0	1-3	18	0	0	1.000	
2 Hannon, Kyle	.288	17-17	59	7	17	5	1	0	8	24	.407	6	2	12	3	.373	0	0	2-2	22	37	7	.894	
3 Bartels, Cole	.282	18-18	71	8	20	2	0	0	6	22	.310	6	1	9	0	.346	0	0	2-3	61	2	0	1.000	
1 Harry, Jay	.268	18-18	71	10	19	1	0	1	7	23	.324	4	2	8	0	.325	0	0	2-3	17	54	4	.947	
30 Steele, Anthony	.262	13-12	42	4	11	0	1	1	4	16	.381	4	1	12	0	.340	0	0	1-1	20	0	2	.909	
13 Kelley, Tayven	.190	17-17	63	5	12	0	0	0	7	12	.190	2	1	20	2	.227	0	0	0-1	42	1	1	.977	
40 Kailher, Ben	.167	10-5	18	2	3	0	0	0	0	3	.167	3	1	4	0	.318	0	0	0-1	5	14	1	.950	
7 Pittaro, C.J.	.160	11-7	25	6	4	1	0	0	3	5	.200	4	0	10	0	.276	0	0	0-0	7	9	2	.889	
19 Cease, Derek	.091	9-2	11	1	1	1	0	0	0	2	.182	1	0	3	0	.167	0	0	0-0	5	11	0	1.000	
23 Cooper, Jake	.000	6-4	13	0	0	0	0	0	0	0	.000	0	0	6	0	.000	0	0	0-0	1	10	1	.917	

9 Throneberry, Connor	.333	3-0	3	1	1	0	0	0	0	1	.333	0	0	2	0	.333	0	0	0-0	3	0	0	1.000	
4 Cooper, Tyson	.000	4-2	8	0	0	0	0	0	0	0	.000	0	0	2	0	.000	0	1	0-1	3	1	0	1.000	
46 Burke, Noah	.000	4-0	4	0	0	0	0	0	0	0	.000	0	1	3	0	.200	0	0	0-0	0	0	0	.000	
15 Franks, Brendan	.000	4-0	3	0	0	0	0	0	0	0	.000	1	0	1	0	.250	0	0	0-0	0	0	0	.000	
34 Paltridge, Richie	.000	1-0	1	0	0	0	0	0	0	0	.000	0	0	1	0	.000	0	0	0-0	1	0	0	1.000	
Totals	.254	18	598	76	152	25	3	7	68	204	.341	62	14	144	12	.337	2	2	9-16	474	166	33	.951	
Opponents	.249	18	618	125	154	19	9	8	106	215	.348	89	20	173	12	.358	7	8	18-18	467	169	18	.972	

LOB - Team (135), Opp (143). DPs turned - Team (13), Opp (13). IBB - Team (1), Wood, M. 1. Picked off - Hannon, K. 1, Kelley, T. 1, Cease, D. 1, Pittaro, CJ 1.

(All games Sorted by Earned run avg)

Player	era	w-l	app	gs	cg	sho	sv	ip	h	r	er	bb	so	2b	3b	hr	b/avg	wp	hp	bksfa	sha	
27 Molsky, Tommy	4.35	0-3	5	5	0	0/0	0	20.2	20	21	10	10	22	4	0	2	.233	2	4	0	1	1
33 Luensmann, Travis	6.29	0-2	5	5	0	0/0	0	24.1	29	22	17	13	32	1	3	3	.290	1	1	0	1	2

49 DeMell, Ben	0.00	0-0	1	0	0	0/0	0	1.2	1	0	0	3	2	0	0	0	.167	0	1	0	0	0
20 Sclafani, Blaise	0.00	0-0	2	0	0	0/0	0	1.0	2	1	0	0	0	0	0	1	.500	0	1	0	0	0
19 Cease, Derek	0.00	0-0	1	0	0	0/0	0	1.0	1	1	0	3	1	0	0	0	.250	0	0	0	0	0
36 Shingledecker, Tyler	2.57	3-1	9	0	0	0/1	0	14.0	13	6	4	1	15	1	0	1	.245	0	0	0	0	1
30 Steele, Anthony	3.00	0-0	4	0	0	0/0	0	3.0	5	2	1	3	6	0	1	0	.333	2	1	0	0	0
21 Miller, Steven	3.09	0-1	6	0	0	0/0	1	11.2	10	5	4	3	14	1	1	0	.222	0	1	0	0	0
24 Henline, Jaden	3.45	0-1	7	0	0	0/1	3	15.2	15	10	6	3	21	1	1	1	.242	2	0	0	0	0
12 Tulio, Kellan	4.05	1-1	4	4	0	0/0	0	13.1	9	6	6	7	12	2	0	0	.191	1	1	0	0	1
18 Mellott, Mason	4.50	1-2	6	4	0	0/1	1	14.0	10	9	7	7	12	2	0	0	.204	0	2	0	1	2
37 Morales, Jordan	4.66	2-0	7	0	0	0/0	0	9.2	10	8	5	5	14	1	1	0	.256	0	1	0	0	1
11 Rogers, Chad	7.11	0-0	4	0	0	0/0	0	6.1	9	5	5	6	3	0	0	0	.360	0	1	0	2	0
17 Gregory, Seneca	7.71	0-0	4	0	0	0/0	0	4.2	4	5	4	3	6	2	0	0	.211	0	2	0	0	0
31 Partridge, Ryan	8.10	0-0	6	0	0	0/0	0	6.2	6	6	6	3	5	1	1	0	.250	1	2	0	2	0
25 Renner, Chase	9.00	0-0	2	0	0	0/0	0	2.0	1	2	2	5	2	1	0	0	.143	2	0	0	0	0
29 Kohls, Carson	10.38	0-0	5	0	0	0/0	0	4.1	5	6	5	6	3	0	1	0	.294	1	1	0	0	0
10 Folds, Tanner	14.73	0-0	6	0	0	0/0	0	3.2	2	7	6	6	3	1	0	0	.154	1	1	0	0	0
8 DeMarco, Patrick	81.00	0-0	1	0	0	0/0	0	0.1	2	3	3	2	0	1	0	0	.667	1	0	0	0	0
Totals	5.18	7-11	18	18	0	1/1	5	158.0	154	125	91	89	173	19	9	8	.249	14	20	0	7	8
Opponents	3.93	11-7	18	18	0	1/1	6	155.2	152	76	68	62	144	25	3	7	.254	11	14	3	2	2

PB - Team (5), Wood, M. 3, Spiegel, J. 2, Opp (2). Pickoffs - Team (2), Miller, S. 1, Mellott, M. 1, Opp (3). SBA/ATT - Wood, M. (14-14), Spiegel, J. (4-4), Steele, A. (3-3), Rogers, C. (2-2), Folds, T. (2-2), Kohls, C. (2-2), Tulio, K. (2-2), Luensmann, T (2-2), Molsky, T. (2-2), DeMarco, P. (1-1), Renner, C. (1-1), Shingledeck (1-1).

RADIO/TV ROSTER



1 Jay Harry
IF, So.



2 Kyle Hannon
IF/OF, So.



3 Cole Bartels
OF/IF, Gr.



4 Tyson Cooper
C/IF, R-So.



5 Carson Ertter
OF, Fr.



6 Joe Nastasi
RHP, So.



7 C.J. Pittaro
IF, So.



8 Patrick DeMarco
RHP, Fr.



9 Connor Throneberry
IF/RHP, Fr.



10 Tanner Folds
LHP, Fr.



11 Chad Rogers
RHP, So.



12 Kellan Tulio
LHP, Jr.



13 Tayven Kelley
OF, Jr.



14 Matt Wood
C, Jr.



15 Brenden Franks
IF/RHP, Jr.



17 Seneca Gregory
RHP, Fr.



18 Mason Mellott
RHP, Gr.



19 Derek Cease
IF/RHP, Fr.



20 Blaise Sclafani
RHP, Fr.



21 Steven Miller
RHP, Sr.



22 Johnny Piacentino
OF, Jr.



23 Jake Cooper
IF, Fr.



24 Jaden Henline
RHP, So.



25 Chase Renner
RHP, Fr.



27 Tommy Molsky
RHP, Fr.



28 Hutch Gagnon
LHP, Sr.



29 Carson Kohls
RHP, So.



30 Anthony Steele
LHP/1B/OF, Fr.



31 Ryan Partridge
LHP, Jr.



33 Travis Luensmann
RHP, So.



34 Richie Paltridge
OF/IF, Gr.



35 Billy Gerlott
OF/IF, So.



36 Tyler Shingledecker
LHP, Sr.



37 Jordan Morales
LHP, Jr.



40 Ben Kailher
IF, Jr.



41 Josh Spiegel
C/1B, R-Jr.



44 Devin Fletcher
RHP, Fr.



46 Noah Burke
OF, Fr.



49 Ben DeMell
RHP/IF, Fr.