



IOWA HAWKEYES

BASEBALL

MEDIA CONTACT: JAMES ALLAN | 319-530-5792 | james-allan@uiowa.edu

ESTABLISHED 1890 | 8 BIG TEN CHAMPIONSHIPS | 5 NCAA REGIONAL APPEARANCES | 1 COLLEGE WORLD SERIES APPEARANCE | 22 ALL-AMERICANS

Date	Opponent	Time
2/18	& vs. Air Force	W, 12-2
2/19	& vs. Ball State	W, 11-1
2/20	& vs. Bucknell	W, 3-0
2/25	% vs. Pepperdine	W, 3-1
2/26	% at Texas A&M Corpus Christi	L, 1-2 (11)
2/27	% vs. Wichita State	L, 7-8
3/1	Loras College	L, 1-3
3/2	Cornell College	W, 8-0
3/4	\$ vs. Wichita State	L, 4-6
3/5	\$ vs. Texas A&M	L, 3-7
3/6	\$ vs. Washington State	W, 6-5
3/9	Saint Thomas	Canceled
3/11	at UC Irvine	L, 6-7
3/12	at UC Irvine	L, 1-2
3/13	at UC Irvine	W, 12-10
3/15	at San Diego State	W, 6-4
3/18	#12/17 Texas Tech	Canceled
3/19	#12/17 Texas Tech	L, 3-11
3/20	#12/17 Texas Tech	W, 6-3
3/22	Saint Thomas	W, 6-5
3/23	Grand View	Canceled
3/25	Central Michigan	W, 7-4
3/26	Central Michigan	L, 1-10
3/27	Central Michigan	W, 4-2
3/29	at Illinois State	Canceled
4/2	* at Michigan	W, 8-2
4/2	* at Michigan	L, 0-2
4/3	* at Michigan	W, 10-3
4/6	at Bradley	W, 9-8 (11)
4/9	* Illinois	W, 4-2
4/9	* Illinois	L, 5-7 (13)
4/10	* Illinois	L, 5-9
4/12	at Milwaukee	W, 16-2
4/15	* Minnesota (BTN)	W, 9-3
4/16	* Minnesota	W, 2-1
4/17	* Minnesota	W, 9-3
4/19	Bradley	W, 15-8
4/22	* at #8 Rutgers	W, 4-1
4/23	* at #8 Rutgers	W, 12-2
4/24	* at #8 Rutgers	L, 4-10
4/26	Western Illinois	W, 11-1 (7)
4/29	* at Nebraska (BTN)	W, 1-0
5/1	* at Nebraska	L, 1-12 (7)
5/1	* at Nebraska	W, 5-3 (10)
5/3	Illinois State	L, 2-3
5/6	* Purdue	W, 5-2
5/7	* Purdue (BTN)	L, 6-10
5/8	* Purdue	W, 9-1
5/13	* at Michigan State	W, 5-0
5/14	* at Michigan State	W, 12-2
5/15	* at Michigan State	L, 8-11
5/17	at UIC	Canceled
5/19	*Indiana	W, 30-16
5/20	*Indiana	W, 12-0
5/21	*Indiana (ESPNU)	W, 2-1
5/25	! Penn State	9 a.m.
6/3-5	NCAA Regionals	TBA

& Swig & Swine Classic (Charleston, S.C.) | % Kleberg Bank Classic (Corpus Christi, Texas) | \$ Frisco Classic (Frisco, Texas) | * Big Ten Conference contest | ! Played in Omaha, Neb. | All times Central and subject to change



#30 IOWA HAWKEYES (33-17)

HEAD COACH | RICK HELLER (9TH SEASON) | CAREER RECORD: 963-738-4



PENN STATE NITTANY LIONS (25-27)

HEAD COACH | ROB COOPER (9TH SEASON) | CAREER RECORD: 455-473

LEADING OFF

- The Hawkeyes have won 17 of their last 22 games, 20 of 27 and 27 of 37 games dating back to March 13 to improve to 33-17 overall. Iowa won a season-best seven consecutive games from April 12-23.
- Iowa finished 17-7 in the Big Ten to tie for second in the regular season standings, the highest finish since 2015. The Hawkeyes have won six straight series and eight of their last nine, including four on the road. The 17 wins are the most in a non-COVID season since 2015 (19 wins).
- The Hawkeyes are one of three teams (Iowa, Indiana, Michigan) to qualify for every Big Ten Tournament since 2014.
- Iowa went 10-5 against the Big Ten Tournament field this season (2-1 vs. Michigan, 1-2 vs. Illinois, 2-1 vs. Rutgers, 2-1 vs. Purdue, 3-0 vs. Indiana).
- Iowa has won 30 or more games in each of Heller's seven "non-COVID" seasons in Iowa City.
- Iowa joined the Collegiate Baseball rankings on May 23, coming in at No. 30. It is the first national ranking since the 2017 season.
- The Hawkeyes have won their last nine series openers dating back to March 25 against Central Michigan.
- Adam Mazur became the second straight Hawkeye to earn Big Ten Pitcher of the Year honors and Keaton Anthony is the second Iowa player to be named the Big Ten Freshman of the Year. Iowa had four All-Big Ten selections (two first-teamers) and two Big Ten All-Freshman team honorees.
- Kyle Huckstorf was selected as the Collegiate Baseball National Player of the Week, Dick Howser Trophy National Co-Hitter of the Week and Big Ten Co-Player of the Week after going 6-for-7 with three home runs and 12 RBIs on May 19 against Indiana, breaking the Big Ten single-game RBIs record and tying the league's single game hits record.
- Iowa swept the Big Ten weekly honors on May 24, extending the program's record to 13 this season. Huckstorf was the Co-Player of the Week, Dylan Nedved was the Pitcher of the Week and Anthony earned his record sixth Freshman of the Week honor.
- The Hawkeyes' pitching staff broke the program's single season strikeouts record on May 8 against Purdue. Iowa has 560 strikeouts, breaking the previous mark of 499 set in 2018.
- The Hawkeyes have overcome deficits in 18 games this season. Iowa is 13-5 in such contests.
- Iowa's pitching staff has been remarkable during the 2022 season, allowing just 336 hits and fanning 560 over 446 1/3 innings, while limiting hitters to a .207 average.
- The pitching staff leads the Big Ten in ERA (3.57), shutouts (5), fewest hits allowed (336), fewest runs allowed (218), fewest earned runs (177) and batting average against (.974), while ranking second in strikeouts (560) and fourth in saves (15).
- Iowa's hurlers rank in the top 13 nationally in five categories -- second in hits allowed per nine innings (6.78) and strikeouts per nine innings (11.3), sixth in ERA (3.57), 12th in WHIP (1.26) and 13th in shutouts (5).

PITCHING PROBABLES

GAME 1

Iowa: RHP Adam Mazur
(7-2, 3.05 ERA)

PSU: LHP Tyler Shingledecker
(6-3, 3.28 ERA)

MULTIMEDIA GAME INFORMATION

LIVE STREAMING/TV

BTN | (Brandon Gaudin (pbp),
Jeff Leise (color), Danan Hughes
(sideline)

RADIO

Hawkeye Radio Network/
The Varsity Network
Zach Mackey (play-by-play)

LIVE STATISTICS

hawkeyesports.com





HEAD COACH RICK HELLER
9TH SEASON | IOWA'S 3RD BASE COACH

OVERALL RECORD

- 963-738-4 (36th season)
- At Iowa: 273-171-0 (9th season)
- Signed a contract extension in 2021, keeping him in Iowa City through June, 2026
- Coaches third base on game days

COACHING EXPERIENCE

- University of Iowa | 2014-present
- Indiana State | 2010-13
- Northern Iowa | 2000-09
- Upper Iowa | 1988-1999

EDUCATION

Upper Iowa, 1986

IOWA COACHING HIGHLIGHTS

- Two NCAA Regional appearances in three seasons (2015, 2017)
- Led Iowa to first NCAA Tournament victory since 1972
- 2017 Big Ten Tournament champions -- first in school history
- Led USA Team to a silver medal at the 2017 World University Games -- USA's first medal in Universiade history
- Six 30-win seasons in eight years... 273 victories in eight+ years
- Coached nine All-Americans, one Big Ten Player of the Year, two Big Ten Pitchers of the Year, one Big Ten Freshman of the Year and 30 All-Big Ten selections in nine seasons
- Coached 23 Major League Baseball Draft picks in eight seasons

HELLER'S YEAR-BY-YEAR RECORD

Year	School	Record	Pct.	2007	No. Iowa	23-28	.450
1988	Upper IA	7-30	.189	2008	No. Iowa	30-24	.556
1989	Upper IA	10-23	.303	2009	No. Iowa	23-26	.469
1990	Upper IA	19-17	.527	2010	Ind. State	35-19	.648
1991	Upper IA	22-13	.629	2011	Ind. State	29-28	.509
1992	Upper IA	23-16	.590	2012	Ind. State	41-19	.683
1993	Upper IA	21-15-1	.581	2013	Ind. State	26-25	.510
1994	Upper IA	21-18-1	.538	2014	Iowa	30-23	.566
1995	Upper IA	31-13	.705	2015	Iowa	41-18	.695
1996	Upper IA	37-14	.725	2016	Iowa	30-26	.536
1997	Upper IA	30-14	.682	2017	Iowa	39-22	.639
1998	Upper IA	38-8	.826	2018	Iowa	33-20	.623
1999	Upper IA	30-15-1	.663	2019	Iowa	31-24	.564
2000	No. Iowa	23-33	.411	2020	Iowa	10-5	.667
2001	No. Iowa	35-28	.556	2021	Iowa	26-18	.591
2002	No. Iowa	30-25-1	.545	2022	Iowa	33-17	.660
2003	No. Iowa	27-28	.491				
2004	No. Iowa	25-31	.446	Totals	963-738-4		
2005	No. Iowa	26-28	.481				
2006	No. Iowa	28-27	.509				

ABOUT HEAD COACH RICK HELLER

Rick Heller has turned the University of Iowa baseball program into a perennial Big Ten Conference and NCAA contender in his first seven seasons as the Hawkeyes' head coach.

Heller has injected new life into the Iowa program, leading the Hawkeyes to the 273 victories -- an average of 30.5 wins per season -- advancing to two NCAA Regionals, and claiming the first Big Ten Tournament title in program history. The 2017 title was Iowa's first since winning the regular season crown in 1990.

The Eldon, Iowa, native became the 20th head coach in program history in 2013 -- his fourth stop as a collegiate head coach. He has enjoyed stints at Iowa (2014-present), Indiana State (2009-13), Northern Iowa (1999-2009), and Upper Iowa (1987-99), leading all four schools to NCAA postseason play. He is one of nine coaches all-time and one of five active coaches to lead three different Division I programs to NCAA Regional play.

In 35 seasons as a head coach, Heller owns a career record of 963-738-4. He is one of two Iowa head coaches to lead the program to the NCAA Tournament.

At Iowa

Under Heller's watch, Iowa has advanced to the postseason in seven consecutive years for the first time in program history, he has coached eight All-Americans and at least one first-team All-Big Ten selection in seven of his eight full seasons. Heller has coached one Big Ten Player of the Year (Jake Adams), two Big Ten Pitchers of the Year (Trenton Wallace -- the first in school history -- and Adam Mazur), one Big Ten Freshman of the Year (Keaton Anthony) and Iowa has had 23 Major League Baseball Draft picks in eight seasons, including 21 in a six-year stretch, the most all-time.

Heller has also given the Hawkeyes an international flavor, taking the team to the Dominican Republic in 2016 and Taipei, Taiwan, as the United States representative at the 2017 World University Games. Heller led USA to a silver medal, as the team became the first American squad to medal in Universiade history.



MARTY SUTHERLAND

- Associate Head Coach
- Recruiting Coordinator
- 9th Season
- Alma Mater: Northern Iowa, 2002



ROBIN LUND

- Assistant Coach
- Pitching Coach
- 4th Season
- Alma Mater: Whitworth College, 1995



DAVID PEARSON

- Volunteer Assistant Coach
- Hitting Coach | 1st Base Coach
- 1st Season
- Alma Mater: Mayville State, 2003



NIC UNGS

- Director, Baseball Operations
- 5th Season
- Alma Mater: Northern Iowa, 2001

USA team went 5-2 during the two-week stretch, before falling to Japan in the gold medal game. The Americans posted victories over Mexico, Russia, Korea, and two games against the Czech Republic. Junior Cole McDonald tossed a nine-inning no-hitter in game one against the Czechs -- the first by a Hawkeye since 1965.

During Heller's second season, Heller guided Iowa to an at-large berth into NCAA Regional play in 2015 -- a first for the program since 1990 -- and the team posted the school's first NCAA Tournament win since 1972. The Hawkeyes were the runners-up at the 2016 Big Ten Tournament before claiming the program's first tournament title in 2017 to lock up the school's second NCAA Regional appearance in three seasons.

Iowa made just three NCAA Tournament appearances in its history prior to Heller's arrival.



THIS WEEK

The third-seeded University of Iowa baseball team opens Big Ten Tournament play against No. 6 seed Penn State on Wednesday at 9 a.m. (CT) at Charles Schwab Field Omaha. The game will be televised live on BTN.

WATCH/LISTEN LIVE

- Wednesday's game will be televised on BTN with Brandon Gaudin, Jeff Leise and Danan Hughes on the call. The entirety of the Big Ten Tournament will be televised on BTN.
- All three games will be broadcast on the Hawkeye Radio Network with Zach Mackey on the call. Fans can access the stream free by downloading The Varsity Network app.
- All games can be heard on the radio on 800 AM KXIC (Iowa City), 1360 AM KMJM (Cedar Rapids), 95.9 FM KKFD (Fairfield) and 101.1 FM & 1220 AM KJAN (Atlantic).
- Live stats will be available on hawkeyesports.com and live updates will be available on Twitter (@UIBaseball).

OF NOTE

- Twenty-one of Iowa's 50 games have been decided by two runs or fewer. The Hawkeyes are 12-9 in such contests.
- Head coach Rick Heller won his 250th game as Iowa's head coach in the Hawkeyes' 6-5 victory over St. Thomas on March 21 and his 950th game on April 17 against Minnesota. Heller is third all-time on the program's career wins list.
- Iowa has had eight games canceled/alterd because of weather this season. The Hawkeyes have played three doubleheaders (splitting all three).
- The Hawkeyes have had their best two offensive weeks in consecutive weeks to close out the regular season. Iowa hit .324 at Michigan State and scored 24 runs before following it up with a .348 average, hitting eight home runs and scoring 44 runs in the series sweep of Indiana.
- The Hawkeyes have used six different starting pitchers in their weekend rotation this season. Four of the hurlers have earned Big Ten Pitcher of the Week honors at least once (Adam Mazur, Ty Langenberg, Connor Schultz, Dylan Nedved).
- Iowa has scored 10 or more runs in 11 games this season. The Hawkeyes have 20 games with 10 or more hits with 14 coming since April 9. The team has 10 or more hits in seven of its last 10 games.
- Iowa's pitching staff has allowed three runs or fewer in 30 of its 50 games and five or fewer hits in 22 contests. The Hawkeyes have five shutouts and
- The Hawkeyes have played errorless baseball in 20 games this season. Iowa is 19-1 in such contests. The team didn't commit an error in a stretch of five games from April 16-23.
- Head coach Rick Heller is 32-33 against ranked opponents during his Hawkeye tenure. Iowa has posted at least one win over a ranked foe in each of the last eight seasons.
- Iowa won two of three games at Michigan from April 2-4. It was the program's first road series win

in Ann Arbor since 2015.

- The Hawkeyes were picked as an NCAA Regional team by D1Baseball.com and Baseball America in 2022 and are tabbed to finish in the top four of the Big Ten standings. Mazur is a preseason All-Big Ten selection by Perfect Game, while RHP Marcus Morgan was tabbed as D1Baseball's Preseason Big Ten Freshman of the Year.
- Senior Dylan Nedved and redshirt sophomores Adam Mazur and Peyton Williams were named Big Ten Players to Watch. The Hawkeyes were picked to finish third in a vote of the league's head coaches.
- Redshirt sophomore Peyton Williams will play with the Cotuit Kettleers in June in the Cape Cod League.
- Iowa's 2022 newcomer class (transfers and freshman) is rated as the 23rd-best recruiting class in the country by D1Baseball.com.

IOWA'S BIG TOURNAMENT HISTORY

- Iowa is making its seventh straight Big Ten Tournament appearance -- a program record -- and the 15th in program history.
- The Hawkeyes are 17-26 all-time in tournament history, including winning its first ever Big Ten Tournament title in 2017. Iowa has made championship game appearances four times (1983, 2010, 2016, 2017).
- Iowa has won at least one game in five of the last six Big Ten Tournaments and is 8-6 over the past four tournaments.
- Head coach Rick Heller is 10-10 in the conference tournament.

BACK TO OMAHA

Just six players on the current Hawkeye roster -- Brendan Sher, Brayden Frazier, Izaya Fullard, Brett McCleary, Cam Baumann and Duncan Davitt -- have experience playing in the Big Ten Tournament.

HAWKEYE HONORS

- Redshirt sophomore Adam Mazur became the second straight Hawkeye to earn Big Ten Pitcher of the Year honors. (Trenton Wallace, 2021). Mazur was also a first-team All-Big Ten selection.
- Keaton Anthony earned Big Ten Freshman of the Year, second-team All-Big Ten and Big Ten All-Freshman Team honors. Anthony is the program's second Big Ten Freshman of the Year, joining C.J. Thieleke in 1994.
- Peyton Williams earned first-team All-Big Ten honors and redshirt senior Ben Beutel was a second-team All-Big Ten selection.
- Brody Brecht joined Anthony on the Big Ten All-Freshman Team. They were Iowa's first honorees since 2011.
- Brendan Sher was Iowa's Big Ten Sportsmanship Award honoree.

WINNING BASEBALL

- The Hawkeyes have posted nine consecutive winning seasons under head coach Rick Heller. For perspective, the program had just two winning

TEAM COMPARISON

Below is a look at how Iowa stacks up against this week's opponent in overall statistics.

	IOWA	PSU
Overall Record	33-17	25-27
Home/Away/Neutral	16-7/12-7/5-3	13-10/6-12/6-5
Conference Record	17-7	11-13
vs. Top 25	3-2	1-5
Last 10 games	7-3	4-6

Batting Avg.	.279	.270
Runs	332	290
Hits	485	483
2B-3B-HR	96-8-48	86-19-41
RBI	300	262

ERA	3.57	5.85
Innings	446.1	463.0
Hits	336	513
Runs-Earned	218-177	360-301
BB-K	228-560	248-477

Fielding Pct.	.974	.960
Errors	47	79
Double Plays	26	38

2022 BIG STANDINGS (As of 5/17)

Team	BIG	Pct.	Overall	Pct.
Maryland	18-5	.783	44-10	.815
Rutgers	17-7	.708	41-14	.745
Iowa	17-7	.708	33-17	.660
Illinois	17-7	.708	31-20	.608
Michigan	12-12	.500	28-25	.528
Penn State	11-13	.458	25-27	.481
Purdue	9-12	.429	29-19	.604
Northwestern	10-14	.417	24-27	.471
Indiana	10-14	.417	25-30	.455
Nebraska	10-14	.417	23-30	.434
Ohio State	8-14	.364	21-30	.412
Michigan State	8-16	.333	24-30	.444
Minnesota	6-18	.250	16-36	.308

May 25, 2022

No. 3 Iowa vs. No. 6 Penn State
No. 2 Rutgers vs. No. 7 Purdue
No. 1 Maryland vs. No. 8 Indiana
No. 4 Illinois vs. No. 5 Michigan



UNIVERSITY QUICK FACTS

Location: _____ Iowa City, Iowa
Enrollment: _____ 31,206
Founded: _____ 1847
Nickname: _____ Hawkeyes
Colors _____ Black and Gold
Conference: _____ Big Ten
National Affiliation _____ NCAA, Division I
President: _____ Barbara Wilson
Director of Athletics: _____ Gary A. Barta
Baseball Secretary: _____ Kendra Wieditz
Baseball Office _____ 232 Carver-Hawkeye Arena
_____ Iowa City, Iowa 52242
_____ (319) 335-9389

BASEBALL INFORMATION

Head Coach _____ Rick Heller/9th season
Alma Mater/Year _____ Upper Iowa/1986
Associate Head Coach/RC _____ Marty Sutherland/9th season
Alma Mater/Year _____ Northern Iowa/2002
Assistant Coach/Year _____ Robin Lund/4th Season
Alma Mater/Year _____ Whitworth College/1995
Volunteer Assistant (Hitting) _____ David Pearson/1st season
Alma Mater/Year _____ Mayville State/2003
Director, Baseball Operations _____ Nic Ungs/5th Season
Alma Mater/Year _____ Northern Iowa/2001

2021 TEAM INFORMATION

2021 Record _____ 26-18
Home _____ 10-6
Away _____ 11-7
Neutral _____ 5-5
Big Ten Record/Finish _____ 26/18/t4th

2022 OUTLOOK

Letterwinners Returning/Lost _____ 20/15
Starters Returning/Lost _____ 4+/DH/4
Pitchers Returning/Lost _____ 8/11
Newcomers _____ 22

STADIUM INFORMATION

Home Facility _____ Duane Banks Field
Capacity _____ 3,000
Opened _____ 1974
Dimensions _____ 329-373-395-373-329
Surface _____ AstroTurf

MEDIA INFORMATION

Associate SID/Baseball Contact _____ James Allan
Email _____ james-allan@uiowa.edu
Cell Phone _____ (319) 530-5792
Secondary Contact _____ Jaden Driskell
Email _____ jaden-driskell@uiowa.edu
Cell Phone _____ (515) 782-0335
Athletic Communications Phone _____ (319) 335-9411
Athletic Communications Fax _____ (319) 335-9417
Press Box Phone _____ (319) 335-9520
Website _____ hawkeyesports.com
Twitter _____ @UIBaseball
Facebook: _____ facebook.com/iowabaseball
Instagram: _____ UIBaseball

seasons from 1997-2013 and five from 1990-2013.

• Since Heller took over the program in 2014, only three schools -- Iowa, Indiana and Michigan -- have qualified for the Big Ten Tournament each season it has been contested. (There was no tournament in 2020 or 2021 because of COVID.)

THE NORM -- 3-0

The Hawkeyes posted their 30th victory of the season in the 12-2 victory at Michigan State on May 14. It is the seventh time in the Rick Heller era that the program has won 30 or more games. Iowa has had 30 or more wins in each of the "normal" seasons under Heller (2020 and 2021 were altered because of the pandemic).

THAT'S NOT A MISPRINT

The Hawkeyes trailed 13-2 through four innings before putting up 28 runs in a 30-16 victory over Indiana on May 19.

• The 30 runs are the most for the program in a Big Ten game all-time and the second-most in a single season in program history (32 vs. Quincy, 1989).

• After trailing 13-2 to open the series, Iowa outscored Indiana, 44-4.

• The 30 run outburst is tied for the fourth-highest output this season in the NCAA (tied for the highest among Power 5 teams (TCU vs. Kansas).

HUCK = B1G RECORD

Redshirt sophomore Kyle Huckstorf had a game for the ages on May 19 against Indiana, finishing 6-for-7 with three home runs, 12 RBIs and four runs scored.

• He hit two three-run home runs in a 10-run fourth before hitting a grand slam in the fifth to give Iowa a 16-14 lead. Huckstorf's two-run single in the eighth was record-breaking.

• The 12 RBIs are an all-time Big Ten record and a single-game Iowa record. The six hits break the school record and tie a league record. They are the most by a Big Ten player since 2010.

• Huckstorf earned Collegiate Baseball National Player of the Week, Dick Howser Trophy National Co-Hitter of the Week and Big Ten Player of the Week honors.

K-ING A SCHOOL RECORD

The Hawkeye pitching staff fanned 12 batters against Purdue on May 8 to break the program's single season strikeout record. Iowa now has 560 strikeouts this season, breaking the previous mark of 499 that was set in 2018.

• Redshirt sophomore Adam Mazur has 90 strikeouts this season, which are sixth-most in a single season all-time. He is six strikeouts away from moving into third place in the record books.

S-H-U-T-O-U-T

The Hawkeyes posted their fifth shutout of the season when they blanked Indiana, 12-0, on May 20 to clinch the series win. The five shutouts are the most for the program since 2016, lead the Big Ten and are 13th nationally.

MR. CYCLE

Redshirt sophomore Peyton Williams hit for the cycle in Iowa's 15-8 midweek win over Bradley on April 19. The Johnston, Iowa, native doubled in the first, singled in

the third, homered in the fourth -- a 410 foot blast with a 112 mph exit velocity -- was hit by a pitch in the sixth, doubled again in the seventh and tripled down the right field line in the eighth.

• Williams tied a school record with his five hits and his five RBIs and four runs scored were career-highs.

• The cycle was the first for a Hawkeye since Lorenzo Elion in 2018. Williams is the third player at Iowa to hit for the cycle under head coach Rick Heller (Mason McCoy).

MR. DOUBLE

Redshirt freshman Keaton Anthony is third in the Big Ten with 20 doubles, which rank 35th nationally. The doubles total are the most by a Hawkeye since 2018 and are tied for the second most all-time with Tyler Cropley and Bill Heinz. John Knapp holds the school record with 24 doubles, set in 1986.

• Redshirt sophomore Peyton Williams has 17 doubles, which are tied for the 13th most in a single season all-time.

BASH BROS.

Redshirt sophomore Peyton Williams and redshirt freshman Keaton Anthony have combined for 26 home runs this season. They are the most by a Hawkeye duo since Jake Adams (29) and Robert Neustrom (9) hit 38 in 2017.

• It is the first time since 1990 that Iowa has had multiple players with double-digit home run totals. The Hawkeyes had three players -- Tim Costo (16), Keith Noreen (12) and Chris Hatcher (11) -- finish in double digits in homers during the Big Ten title season.

LUCKY NO. 13

The Hawkeyes swept the Big Ten weekly honors on May 24, extending the program record to 13 weekly honors this season.

• Kyle Huckstorf was the Big Ten Co-Player of the Week, Dylan Nedved was the Big Ten Pitcher of the Week and Keaton Anthony earned his sixth Big Ten Freshman of the Week honors.

• Seven different Hawkeyes accounted for the 13 honors.

NEDVED REJOINS ROTATION

Redshirt senior Dylan Nedved rejoined the rotation as the Game 2 starter against Indiana on May 20.

• In five starts, Nedved is 3-2 with a 3.86 ERA, allowing 12 runs on 16 hits over 28 innings. He has 27 strikeouts to 16 walks. The right-hander posted wins over Michigan and Illinois in consecutive Friday starts, posting a 2.25 ERA.

• Against the Hoosiers, Nedved carried a no-hitter into the sixth to earn his sixth win. He allowed one hit over six innings and fanned six to earn Big Ten Pitcher of the Week honors on May 24. It was his second qualify start of the season.

• Nedved has been a multi-role pitcher for the Hawkeyes, pitching both as a starter, long reliever and closer. He is 3-0 with a 3.28 ERA in 12 relief appearances this season with three saves. He has allowed 24 hits over 35 2/3 innings with a 41-to-12 strikeout-to-walk ratio.

• Nedved, who was named to the preseason Stopper of the Year Watch List, has 12 career saves as a Hawkeye, which are tied for the eighth most in program history.

• On the year, Nedved is 6-2 with a 3.53 ERA in 17 appearances. He has allowed 40 hits over 63 2/3 innings with 68



2022 WEEKEND STATS

SERIES	BATTING										PITCHING						FIELDING		
	W-L	AVG	R	H	2B	3B	HR	RBI	BB-SO	SB-A	ERA	IP	H	R-ER	BB-SO	BAA	PO-A	E	FLD%
at Swig & Swine	3-0	.327	26	36	9	0	4	24	18-34	3-6	1.00	27.0	6	3-3	14-46	.069	81-13	1	.989
at Kleberg Bank	1-2	.208	11	21	6	1	2	9	8-26	2-3	3.62	27.1	16	11-11	14-38	.168	82-25	3	.973
at Frisco Classic	1-2	.277	13	28	7	1	2	12	7-34	1-3	4.50	26.0	26	18-13	13-26	.268	78-33	4	.965
at UC Irvine	1-2	.295	19	33	10	2	0	18	11-30	1-2	5.76	25.0	22	19-16	15-27	.234	75-17	5	.948
Texas Tech	1-1	.210	9	13	2	0	1	9	8-23	3-4	5.50	18.0	12	14-11	10-32	.176	54-9	3	.955
Central Michigan	2-1	.229	12	22	2	0	2	12	14-40	3-3	4.00	27.0	18	16-12	25-35	.188	81-28	5	.956
at Michigan	2-1	.291	18	32	8	1	2	16	14-27	1-2	2.42	26.0	15	7-7	10-32	.163	78-22	1	.990
Illinois	1-2	.227	14	25	5	0	5	14	14-29	0-1	3.48	31.0	22	18-12	22-41	.200	93-21	3	.974
Minnesota	3-0	.296	20	29	4	0	2	18	11-28	1-2	1.67	27.0	20	7-5	8-32	.211	81-30	3	.974
at Rutgers	2-1	.280	20	30	3	1	2	17	18-31	3-4	4.15	26.0	23	13-12	5-26	.228	78-28	1	.991
at Nebraska	2-1	.208	7	20	2	0	4	7	5-27	2-2	3.60	25.0	19	15-10	13-23	.216	75-27	2	.981
Purdue	2-1	.291	20	30	5	0	2	18	11-25	0-0	4.00	27.0	23	13-12	6-27	.225	81-22	4	.963
at Michigan State	2-1	.324	25	35	7	0	4	25	16-15	1-3	2.77	26.0	23	13-8	9-27	.237	78-29	4	.964
Indiana	3-0	.348	44	40	6	0	8	38	22-38	1-1	5.33	27.0	30	17-16	16-26	.275	81-24	1	.991
Midweek	7-2	.296	74	91	20	2	8	63	62-62	20-20	3.33	81.0	61	34-30	48-122	.211	243-82	7	.979

strikeouts to 28 walks.

- He is leading the Big Ten in fewest hits allowed (40), is third in fewest runs (27) and batting average against (.185), tied for fifth in fewest earned runs (25), tied for sixth in wins (6), seventh in ERA (3.53) and tied for seventh in strikeouts looking (22).
- In league only games, Nedved is tied for first in wins (6), third in ERA (2.72), tied for third in fewest runs/earned runs (12/12), fourth in batting average against (.190), tied for fourth in saves (3) and tied for fifth in strikeouts looking (14).

RANKED OPPONENTS; RANKED WINS

- Iowa is 3-2 against ranked foes this season, going 1-1 against No. 12 Texas Tech on March 20 in Iowa City and 2-1 at No. 8 Rutgers on April 22-24.
- The team's road win over the Scarlet Knights was its first over a top 10 ranked team since 2018 (No. 7 Michigan) and its first road series win over a ranked foe since 2019 (No. 19 Oklahoma State).
- Head coach Rick Heller has defeated at least one ranked foe in each season as Iowa's head coach.

IOWA'S BIG BASHER

- Redshirt sophomore Peyton Williams has hit safely in all but 12 games this season and he has 19 multi-hit games, which are second-most on the team, including one five hit and three four-hit contests.
- Williams went 4-for-4 with a three-run homer at San Diego State on March 15 and he had a career game April 19 against Bradley, finishing 5-for-5 with five RBIs and four runs scored. He became the first Hawkeye to hit for the cycle since 2018, which led to him being named the Big Ten Player of the Week on April 27.
- On the year, Williams is hitting .356 (68-of-191) with 51 runs and 38 RBIs. The Johnston, Iowa, native has 31 extra-base hits, including 17 doubles, two triples and 12 home runs.
- The first-team All-Big Ten Hawkeye slugger has 32 walks and 32 strikeouts in 191 at-bats.
- Williams is fifth in the Big Ten in on-base percentage (.477) and OPS (1.131), sixth in slugging (.654) and eighth in batting average (.356).
- Williams is second on the team lead with 12 home runs, including a 422-foot blast with a 110 mph exit

velocity against Washington State at the Frisco Classic and a 410 foot shot with a 112 mph exit velocity against Bradley. His 10th homer at Nebraska left the stadium at Haymarket Park.

- Williams hit his 11th and 12th homers in consecutive games at Michigan State on May 14-15. It was the second time this season he has homered in consecutive contests (April 9-10 vs. Illinois).

OUR GEORGIA PEACH

Redshirt freshman Keaton Anthony is posting impressive numbers in his first season of collegiate baseball. The outfielder, who has been honored a school record six times as the Big Ten Freshman of the Week this season, is hitting .360 (67-of-186) with 20 doubles, 14 home runs, 53 RBIs and 43 runs scored.

- The Georgia native has hit safely in 40 games and reached safely in 45 contests this season. He has 21 multi-hit games, which are leading the team.
- Anthony is third in the Big Ten in doubles (20), fourth in slugging (.694) and OPS (1.135), seventh in batting average (.360) and 10th in home runs (14).
- In league games, Anthony tied for fourth in home runs (10), fifth in slugging (.768), tied for sixth in RBIs (30) and seventh in OPS (1.193).
- Twelve of Anthony's 14 home runs have come in his last 20 games. He hit a three-run blast in Iowa's 16-2 road win at Milwaukee on April 12, hit a two-run homer in the series opener against Minnesota (4/15) and homered in back-to-back games in the series win over Purdue (5/7-8).
- He connected on his 11th homer -- a grand slam -- in the series finale at Michigan State and he hit a blast in three straight games in the sweep of Indiana. His 14 home runs are the most by a Hawkeye freshman since Brad Carlson hit 21 in 1999.
- Anthony had a career day in his third career game in Iowa's 11-1 victory over Ball State on Feb. 19, going 4-for-4 with two doubles, two home runs, four runs and five RBIs.
- Anthony has earned six Big Ten Freshman of the Week honors -- Feb. 23, March 16, April 5, April 19, May 11, May 24. They are the most weekly honors in a single season in program history (Jake Adams earned three Big Ten Player of the Week honors in 2017).

2022 QUALITY STARTS LOG

Adam Mazur (9)
vs. Air Force - 6 IP, 1 H, 1 ER, 9 K, 0 BB
vs. Pepperdine - 7.2 IP, 3 H, 0 R, 9 K, 2 BB
at Michigan - 7.0 IP, 3 H, 2 R, 4 K, 3 BB
Illinois - 6.0 IP, 3 H, 1 R, 9 K, 2 BB
Minnesota - 8.0 IP, 6 H, 3 R (1 ER), 11 K, 0 BB
at Rutgers - 8.0 IP, 6 H, 1 R, 11 K, 0 BB
at Nebraska - 9.0 IP, 2 H, 0 R, 6 K, 2 BB
Purdue - 8.2 IP, 5 H, 2 ER, 3 K, 1 BB
at Michigan State - 7 IP, 4 H, 0 R, 7 K, 2 BB

Ty Langenberg (1)
Purdue - 7.0 IP, 5 H, 1 ER, 7 K, 1 BB

Dylan Nedved (3)
at UC Irvine - 7 IP, 4 H, 2 ER, 4 K, 2 BB
at Michigan - 7 IP, 4 H, 2 ER, 7 K, 4 BB
Indiana - 7 IP, 1 H, 0 R, 6 K, 4 BB

Connor Schultz (1)
at Rutgers - 8 IP, 2 H, 0 R, 6 K, 1 BB

IOWA IN-SEASON ACCOLADES

Keaton Anthony
Big Ten Freshman of the Week - Feb. 23
Frisco Classic All-Tournament Team
Big Ten Freshman of the Week - March 16
Big Ten Freshman of the Week - April 5
Big Ten Freshman of the Week - April 19
Big Ten Co-Freshman of the Week - May 11
Big Ten Freshman of the Week - May 24

Kyle Huckstorf
Collegiate Baseball National Player of the Week - May 23
Big Ten Co-Player of the Week - May 24

Ty Langenberg
Big Ten Co-Pitcher of the Week - May 11

Adam Mazur
Perfect Game Preseason All-Big Ten
Big Ten Preseason Honors List
Big Ten Pitcher of the Week - Feb. 23
Big Ten Pitcher of the Week - March 2

Marcus Morgan
D1Baseball.com Big Ten Preseason Freshman of the Year

Dylan Nedved
Big Ten Preseason Honors List
NCBWA Stopper of the Year Watch List
Frisco Classic All-Tournament Team
Big Ten Pitcher of the Week - May 24

Connor Schultz
Big Ten Pitcher of the Week - April 27

Peyton Williams
Big Ten Preseason Honors List
Frisco Classic All-Tournament Team
Big Ten Player of the Week - April 27



MAZUR ON THE MOUND

Redshirt sophomore Adam Mazur is Iowa's staff ace, posting a 7-2 with a 3.05 ERA with 90 strikeouts over 88 2/3 innings. He has seven or more strikeouts in seven starts.

- The right-hander started the first six weeks on Friday before making two Saturday starts. Mazur returned to Friday on April 15 against Minnesota.

- Mazur had seven consecutive quality starts from April 2-May 13 and has nine quality starts this season.

- Mazur is 5-0 with a 2.77 ERA with 48 strikeouts to eight walks over his last seven starts. He has logged 48 2/3 innings in the seven outings.

- Mazur pitched 24 2/3 consecutive scoreless innings against Rutgers, Nebraska and Purdue. It was the longest stretch by a Hawkeye since Tyler Peyton's 26 1/3 shutout frames during the 2016 season.

- In Big Ten play, Mazur is 5-1 with a conference-best 2.59 ERA, striking out 52 in 55 2/3 innings. He has allowed 18 runs (16 earned) on 38 hits.

- He posted his sixth straight quality start against Purdue, allowing two runs on five hits over 8 2/3 innings. Mazur surrendered a two-run single with two outs in the top of the ninth. He followed it up with seven shutout innings, scattering four hits and fanning seven in a road win at Michigan State on May 13.

- Mazur was marvelous at Nebraska on April 29, tossing a two-hit, complete game shutout in a 1-0 victory. He fanned six and walked two in the first complete game shutout since Peyton in 2016 (vs. Penn State).

- It came on the heels of back-to-back starts where he went eight innings in wins over Minnesota (April 15) and at No. 8 Rutgers (April 22). He allowed three runs (one earned) on six hits and fanned 11 (without walking a batter) against the Gophers and he retired 21 of the final 24 batters he faced.

- He followed it up with another eight-inning outing at No. 8 Rutgers, allowing one run on six hits and fanning 11 without walking a batter in a 4-1 victory.

- Mazur was named the Big Ten Pitcher of the Week on Feb. 23 and March 2. He is the first Hawkeye pitcher to earn the distinction in consecutive weeks.

- The right-hander went six innings, allowing one run -- a solo home run -- over six innings in his debut against Air Force before retiring the final 16 batters he faced on Feb. 18.

- He logged 7 2/3 innings against Pepperdine on Feb. 25, allowing zero runs on three hits and fanning nine. He retired 10 straight at one point in the contest.

- Mazur carried a no-hitter into the sixth against Wichita State on March 4 (before taking a line drive off the hip) and he retired 15 straight batters at one point.

- Mazur has four streaks of 10 or more consecutive batters retired this season.

- Mazur has five games this season where he has fanned nine or more batters (9 vs. Air Force, 9 vs. Pepperdine, 9 vs. Illinois, 11 vs. Minnesota, 11 at No. 8 Rutgers).

- The Minnesota native is in the top 10 in the Big Ten in seven categories, leading the league in batting average against (.176), second in innings (88.2), fourth in strikeouts (90), tied for fourth in wins (7), fifth in ERA (3.05), tied for ninth in strikeouts looking (20) and 10th in fewest hits (56).

- In league games, Mazur is tops in the Big Ten in ERA (2.59), innings (55.2) and wins (5), while ranking third

in batting average against (.189), fourth in strikeouts (52), tied for fifth in fewest walks (11), tied for seventh in strikeouts looking (13), and tied for eighth in fewest runs allowed (18).

- Mazur is 10th nationally, allowing just 5.68 hits per nine innings and his 0.92 WHIP ranks 14th.

SCHULTZ STIFFLES RU

Graduate student Connor Schultz dissected No. 8 Rutgers in his April 23 start, scattering two hits, walking one and fanning six over eight shutout innings. He retired 24 of the 27 batters he faced and needed just 85 pitches to shut down the high-powered Scarlet Knight offense. Schultz earned Big Ten Pitcher of the Week honors on April 27 for his efforts.

SUNDAY LANGENBERG

Sophomore Ty Langenberg has settled into weekend rotation as Iowa's Sunday starter. He has made 11 straight Sunday starts. The Urbandale, Iowa, native is 5-2 with a 3.61 ERA, giving up just 25 runs on 57 hits over 57 1/3 innings. Langenberg has 69 strikeouts to 19 walks on the year.

- The righty notched his sixth win, tossing five shutout innings in a 2-1 victory over Indiana on May 21. He scattered four hits and fanned four.

- Langenberg earned his fifth win, tossing a career-long seven innings in the series-clinching win over Purdue on May 8. He allowed one run on five hits and fanned seven en route to being named the Big Ten Pitcher of the Week on May 11.

- Langenberg's fourth win came after tossing 5 2/3 shutout innings at Michigan on April 3. He scattered five hits and had a career-high 11 strikeouts.

- He had 34 strikeouts (10 vs. Texas Tech, 7 vs. Central Michigan, 11 at Michigan, 6 vs. Illinois) in four starts from March 20-April 10. He has eight or more Ks in three appearances this season.

ONE OF THE BIG'S & NATION'S BEST

The Hawkeye pitching staff has been superb this season as Iowa leads the Big Ten in ERA (3.57), batting average against (.207), fewest hits allowed (336), fewest runs allowed (218), fewest earned runs allowed (177) and shutouts (5), while ranking second in strikeouts (560).

- The Hawkeyes have given up just 336 hits over 446 1/3 innings with just 96 going for extra bases.

- Iowa is ranked in the top 13 in five categories nationally, as the staff is second in hits allowed per nine innings (6.78) and strikeouts per nine innings (11.3)

- Iowa's starting pitchers are 19-9 with a 3.98 ERA, fanning 248 over 221 1/3 innings. Opponents are hitting just .216.

KKKKKKKKKKKKKKKKKK

Iowa's pitching staff has the top four strikeout games (and six of the top 10) in the Big Ten this season. The Hawkeyes fanned 22 in the 13-inning contest against Illinois on April 9, 20 against Ball State on Feb. 19 and 20 against San Diego State on March 15. The 22 punch outs are tied for the 10th-most in a single game in the nation this season and Iowa has three of the top 15 totals.

- The Hawkeyes also fanned 19 on March 2 in an 8-0 victory over Cornell College and 17 against Bradley on April 6.

- Iowa has 10 or more strikeouts in 33 games this season,

2022 BIG OVERALL STATS

BATTING AVERAGE

1.	Rutgers	.315
2.	Maryland	.300
3.	Illinois	.291
9.	Michigan State	.272
10.	IOWA	.271

ERA

1.	IOWA	3.50
2.	Rutgers	3.94
3.	Maryland	4.58
8.	Michigan State	6.03

FIELDING PERCENTAGE

1.	Rutgers	.979
2.	Illinois	.978
3.	Purdue	.975
6.	IOWA	.973
11.	Michigan State	.963

IOWA CAREER RECORDS

APPEARANCES

7.	Zach Daniels (2016-18)	65
8.	Brent Glendinning (1993-96)	63
9.	John DeJard (1987-90)	61
	Cam Baumann	61

STRIKEOUTS

t13.	Nick Gallagher (2015-17)	163
	Jim Koering (1967-69)	163
--	Cam Baumann (2018-pres.)	156

SAVES

5.	Nick Hibbing (2012-15)	17
6.	Kevin Lee (2008-11)	14
7.	Josh Martsching (2013-17)	13
8.	Mike Schurz (2007-09)	12
	Dylan Nedved (2020-pres.)	12

IOWA SINGLE SEASON RECORDS

DOUBLES

1.	John Knapp (1986)	24
2.	Bill Heinz (1986)	20
	Tyler Cropley (2018)	20
	Keaton Anthony (2022)	20
5.	Brian Wujick (1989)	19
	Joel Booker (2016)	19
6.	Tyson Blaser (2011)	18
	Ryan Durant (2010)	18
	Bill Heinz (1987)	18
	Rob Eddie (1985)	18
	Mason McCoy (2017)	18
13.	Peyton Williams (2022)	17

STRIKEOUTS

1.	Jim Magrane (1999)	110
2.	Trenton Wallace (2021)	106
3.	Nick Allgeyer (2018)	95
4.	Brett Backlund (1991)	94
5.	Wes Obermueller (1999)	91
6.	Adam Mazur (2022)	90

INNINGS

9.	Jack Brunner (1948)	95.0
	Tyler Peyton (2015)	95.0
11.	Jared Hippen (2011)	94.2
12.	C.J. Eldred (2016)	94.1
13.	Matt Dermody (2013)	94.0
14.	Jared Hippen (2012)	92.1
15.	Sasha Kuebel (2014)	89.1
16.	Cole McDonald (2019)	89.0
17.	John DeJard (1989)	87.2
	Sasha Keubel (2012)	87.2
	Mark Boland (1987)	87.2
--	Adam Mazur (2022)	86.2



including eight games with 16 or more strikeouts.

- The Hawkeyes have 560 strikeouts over 50 games, which has broken the previous school record of 499, set in 2018.

LIMITING 1Bs

- The Hawkeyes have allowed five or fewer hits in 22 games this season.
- Iowa posted a one-hitter against Air Force on Feb. 18 -- the first for the program since 2019 (vs. Simpson, 7-2 win).
- Iowa has eight games, allowing three or fewer hits this season. The Hawkeyes have five games allowing two or fewer hits.

THE MEN IN RELIEF

- The Hawkeyes have seven different relievers that have tallied at least one save this season. Iowa is tied for fourth in the Big Ten with 15 saves.
- Senior Ben Beutel tallied his third victory of the season, tossing 1 2/3 innings in relief against Michigan State on May 14. The southpaw is 3-0 with a 1.33 ERA with four saves in a team-high 26 appearances this season. Beutel has allowed five runs (four earned) on 17 hits over 27 innings where he has 36 strikeouts to four walks.
- Beutel hasn't allowed a run in 22 of his 26 appearances and he has made multiple weekend appearances seven times this season. He saw action in all three games in the road series win at Michigan State (May 13-15).
- Freshman Brody Brecht has 25 strikeouts and has allowed just one earned run (on five hits) over his last 10 appearances, spanning 13 2/3 innings, giving him 44 Ks over 22 1/3 innings this season. He is 1-3 with a 2.42 ERA in 16 appearances and he has given up just one extra base hit.
- Redshirt junior Duncan Davitt is 4-1 with a 3.18 ERA in 16 appearances as a swing reliever. He has allowed 13 runs (12 earned) on 26 hits and has 53 strikeouts (to 11 walks) over 34 innings.
- Iowa's relievers are 14-8 with a 3.16 ERA this season, allowing 111 runs (79 earned) on 159 hits over 225 innings. The staff has 312 strikeouts to 137 walks and is limiting hitters to a .198 average.

HEAT ALERT

Freshman RHP Brody Brecht had a blazing debut in his first career appearance at Duane Banks Field. The Ankeny, Iowa, native hit triple digits on his first three pitches, going 101, 101 and 100 in a 1-2-3 inning against Cornell College on March 2.

- Brecht has hit 100 or higher on the radar gun 37 times this season (in games where Trackman data is available).

SEEGS AT THE TOP

Since seeing his batting average dip to a season-low .242 on March 15, sophomore Michael Seegers has been one of the Hawkeyes' most consistent hitters.

- In the 35 games since, the Wisconsin native is hitting .296 (42-of-142) with his 42 hits ranking third on the team. Seegers has driven in 25 and has scored 31 runs during the stretch. Iowa is 25-10 in the 35 contests.
- Seegers has hit safely in 25 of the 35 games with 13 multi-hit games, including two four-hit contests at Michigan on April 2 and a 4-for-5, four RBI game in game two against Indiana on May 20. Seegers set a program record, drawing five walks in the series-opening win against the Hoosiers on May 19.
- Seegers is hitting .279 (57-of-204) with 29 RBIs and 40 runs scored as Iowa's leadoff hitter. He has batted leadoff in all but three games this season. He has hit safely in 33 games and reached base safely in 41 contests.
- As good as Seegers has been offensively, he has been just as good defensively. The Hawkeye shortstop has just four errors in 50 games, where he has a .976 fielding percentage.

WELCOME BACK PATTY

Redshirt senior Izaya Fullard, a.k.a. Meat Patty, is hitting .330 (34-of-103) in the 28 games since returning to the starting lineup after missing the first six weeks of the season after breaking his hamate bone.

- The North Liberty, Iowa, native has hit safely in 20 of the 28 games with 12 multi-hit games and he has reached base in 27 of the 28 contests.
- Fullard went 2-for-4 with a double, home run and two RBIs in the series-opening win

at No. 8 Rutgers and he had a season-high three hits, going 3-for-4 with two RBIs in the series finale.

- Fullard was the Iowa offense in a 1-0 victory at Nebraska, as he hit a solo home run in the fourth inning that proved to be the difference. It was his second blast of the year.

ON THE OFFENSIVE

- The Hawkeyes have scored 332 runs in 50 games, averaging 6.6 runs per contest. Iowa has 11 games with 10 or more runs and 22 games with 10 or more hits.
- Iowa is 22-8 when scoring first this season and 26-8 when out-hitting its opponent.
- The team is 22-4 when scoring six or more runs this season.
- The Hawkeyes are outscoring opponents, 103-90, over the first three innings and 105-63 over the final three innings (including extras).

HAWKEYE SPARKS

- Redshirt junior Brendan Sher is hitting .300 with six RBIs over his last nine games.
- Freshman Ben Wilmes has started six straight games, where he has driven in seven runs. The Johnston, Iowa, native batted leadoff in two of three games at Michigan State.
- Sophomore Cade Moss is hitting .400 (8-of-20) over his last eight games. He hit safely in two of the three games against Purdue, including a 2-for-3 day with a double and RBI in the series finale. He had a career-high three hits, finishing 3-for-3 in the series-opening win at Michigan State on May 13.

FRISCO HONORS

Three Hawkeyes - Keaton Anthony, Peyton Williams and Dylan Nedved -- were named to the Frisco Classic All-Tournament Team on March 6.

- Anthony hit .385 (5-of-13) in three games with three doubles, two RBIs and three runs scored.
- Williams had a .333 (4-of-12) average with three extra base hits, including two home runs. The first baseman also made a key defensive play against Washington State, making a catch in foul territory before going into the stands. The play was a top-10 play for the week by D1Baseball.com.
- Nedved pitched 4 2/3 innings in relief against Texas A&M. He entered in the first inning with one out and the bases loaded and got out of the jam by inducing an inning-ending double play. The right-hander allowed two unearned runs and fanned a career-high nine in the outing.

FRONTLINE TRANSFERS

Iowa added a pair of Friday night starters to the 2022 roster as transfers in RHP Adam Mazur (South Dakota State) and RHP Connor Schultz (Butler).

- Mazur, who was tabbed as a first-team All-Big Ten selection by Perfect Game, went 3-9 with a 5.50 ERA in 16 starts in two seasons with the Jackrabbits. The Minnesota native had a breakout season in the Cape Cod League, going 3-0 with a 1.55 ERA in six starts en route to Cape Cod All-League honors.
- Mazur is rated as the No. 89 player on MLB.com's top-100 draft prospects, while being the No. 2 draft prospect in Big Ten and No. 61 nationally by D1Baseball.com.
- Schultz is a graduate pitcher from Butler University where he went 13-9 with a 3.79 ERA in four collegiate seasons. The Cedar Falls, Iowa, native was a first-team All-Big East selection in 2019 and was the Big East Preseason Pitcher of the Year in 2020. Schultz battled hip injuries in each of the past two seasons.

FRESHMEN PHENOMS

The Hawkeyes signed a pair of high-end pitchers in freshman right-handers Brody Brecht and Marcus Morgan. Brecht is from Ankeny, Iowa; Morgan is from Iowa City.

- Brecht is rated as the top incoming recruit in the Big Ten and No. 9 nationally by Perfect Game, while being tabbed as the No. 4 impact recruit in the Big Ten by D1Baseball.com.
- Morgan was named D1Baseball.com's Preseason Big Ten Freshman of the Year and the top impact freshman in the league.
- Morgan is the first freshman to be in the starting rotation to start the season under head coach Rick Heller. (LHP Jack Dreyer started four games (late in the season) during his true freshman season in 2018.)

SCOUTING PENN STATE

- The Nittany Lions ended the regular season with a 25-27 overall record and finished sixth with an 11-13 Big Ten record. Penn State is making its first Big Ten Tournament



appearance since 2012.

- Penn State dropped its final two Big Ten series, losing two of three games at Ohio State before getting swept at home against Illinois.
- The Nittany Lions hit .270 as a team and average 5.8 runs per game. First-team All-Big Ten catcher Matt Wood is hitting .395 with 73 hits, 52 runs, 50 RBIs, 14 doubles, three triples and 11 home runs. He is one of three regulars hitting over .300.
- Penn State's pitching staff has a 5.85 team ERA, allowing 513 hits over 463 innings. The Nittany Lions have punched out 477, but opponents are hitting .277.
- Two Penn State coaching staff members have Iowa ties. Assistant coach Sean Moore played for and coached for the Hawkeyes between 2015; 2017-18, while director of operations/player development Jake Stone served as Iowa's head manager in 2017 and 2018.

SERIES RECORDS

- Penn State leads the all-time series, 40-38. The two teams did not meet during the regular season.
- Iowa has won four straight series over the Nittany Lions dating back to the 2013 season. The Hawkeyes won two of three games last season in Iowa City.
- This is Iowa's second all-time meeting against Penn State in the league tournament. The Nittany Lions won, 5-4, in 2007 in Ann Arbor.

TEAM CAPTAINS

Seniors Cam Baumann, Brett McCleary and Nedved, redshirt junior Brendan Sher and redshirt sophomores Brayden Frazier and Ty Snep were voted team captains for the 2022 season.

DON'T COUNT 'EM OUT

The Hawkeyes have overcome deficits to win 75 games since the start of the 2017 season and posted 15 walk-offs. Thirty-four of those victories have come with Iowa trailing or being tied entering or through seven innings. Twenty have come in the final at-bat.

- Iowa has overcome deficits in 17 games this season, winning 12 of those contests.

30 WINS X 7

Since head coach Rick Heller's first season in 2014, the Hawkeyes have reached the 30-win plateau in every "normal non-COVID affected" season. The program's six consecutive year stretch was the longest since posting seven straight 30-win seasons from 1979-85.

2014: 30-23

2015: 41-18 (2nd-most wins all-time)

2016: 30-26

2017: 39-22 (5th-most wins all-time)

2018: 33-20

2019: 31-24

2020: 10-5 (*pandemic shortened)

2021: 28-16 (*Big Ten-only schedule)

2022: 33-17

BANKS MAGIC

- The Hawkeyes are 121-40 at home since the start of the 2015 season.
- Iowa won 19 games in 2019, the third-most in a single-season in school history, trailing only the 22 wins in 1977 and 20 wins in 2018.
- Iowa has 17 walk-off victories at Duane Banks Field since the start of 2015.

IOWA BY THE NUMBERS

- Iowa returns four starters, its designated hitter, one weekend starter, eight pitchers, and 20 letterwinners in 2022.
- Offensively, the Hawkeyes return 67.1 percent (49-93) of doubles, 47.2 percent of home runs (17-36), 44 percent of runs (122-277), 43 percent of hits (163-379), 39.8 percent of RBIs (102-256), 18.1 percent of steals (8-44) and eight percent of triples (1-12).
- Iowa welcomes back third-team All-Big Ten selection Izaya Fullard (.296, 48 H, 9 2B, 21 RBIs) and redshirt sophomore first baseman Peyton Williams (.295, 15 2B, 6 HR, 27 RBIs) to headline the offense. Redshirt sophomore Brayden Frazier had 10 doubles in 31 games, while hitting .325 in 80 at-bats.
- On the mound, Iowa returns weekend starter LHP Cam Baumann, who went 5-5 with a 4.19 ERA as the team's Sunday starter in 2021.

- Senior RHP Dylan Nedved has shifted solely to the mound after being a two-way player last season. Nedved led the team and ranked second in the Big Ten with nine saves. He finished the season with a 4-1 record and a 4.19 ERA over 34 1/3 innings.
- Iowa has 81.8 percent of its saves (9-11), 53.8 percent of its wins (14-26), 53.4 percent of its innings (186 1/3-384 2/3) and 42.1 percent of its strikeouts (164-390) returning.

ROSTER BREAKDOWN

- Iowa's 42-man roster features one graduate transfer, five seniors, three juniors, 14 sophomores, two redshirt freshman and nine freshman.
- The Hawkeyes have 21 newcomers (12 transfers), including Division I transfers in Adam Mazur (South Dakota State), Connor Schultz (Butler), Jared Simpson (Missouri), Casey Day (Wichita State) and Will Christophersen (Michigan State).
- The Hawkeye roster is made up of student-athletes from 10 states and Canada -- Iowa (28), Illinois (4), Wisconsin (2), Arizona (1), Georgia (1), Kansas (1), Minnesota (1), Missouri (1), Montana (1), Washington (1), Canada (1).
- Iowa has two sets of college teammates and six sets of high school teammates -- Kyle Huckstorf and Jared Simpson (Iowa Western CC); Luke Llewellyn, Casey Day and Cade Moss (Kirkwood CC); Brendan Sher and Duncan Davitt (Indianola); Brett McCleary and DJ Heck (Iowa City High); Anthony Mangano and Ty Snep (Lake Zurich); Brody Brecht and Weston Fulk (Ankeny); Ty Langenberg and Gehrig Christensen (Urbandale); Peyton Williams, Cade Moss and Ben Wilmes (Johnston).

#HELLERBALL

- Head coach Rick Heller recorded his 900th career win against Grand View in a 15-2 victory on March 3, 2020, at Duane Banks Field. The Iowa native won his 950th career game on April 17, 2022, against Minnesota.
- Heller is one of nine coaches all-time to lead three different NCAA Division I teams to regional play.
- The Hawkeyes won 30 or more games in each of Heller's seven full seasons as the helm of the program. It's a first for the team since winning 30 or more in seven straight seasons from 1979-85.
- Heller has led the Hawkeyes to two NCAA Regional appearances; the program had three regional appearances in its history prior to his arrival.
- Heller is third in school history in career wins with 273 at Iowa, including the second (41) and fifth-most (39) in school history.
- Heller led Iowa to its first Big Ten Tournament title in 2017 -- the first conference title since 1990 -- and he guided the Hawkeyes to the Big Ten Tournament title game in consecutive seasons. Iowa has advanced to the league tournament in six straight years for the first time in program history.
- Heller has coached at least one first-team All-Big Ten selection in seven of his eight (full seasons), and has 23 Major League Baseball Draft picks in eight seasons.
- Iowa had a school-record six All-Big Ten selections in 2015 and five in 2017. The Hawkeyes have had 30 All-Big Ten honorees in nine seasons under Heller.
- Heller has coached one Big Ten Player of the Year (Jake Adams), two Big Ten Pitcher of the Years (Trenton Wallace, Adam Mazur) and one Big Ten Freshman of the Year (Keaton Anthony) during his time as a Hawkeye.
- Iowa has posted winning streaks of nine games (in 2015) and eight games (in 2017) -- the longest streaks for the program since 2012.

FOLLOW THE HAWKEYES

Iowa baseball fans can follow the Hawkeyes on Facebook @iowabaseball, Twitter @UIBaseball, and Instagram @UIBaseball in addition to coverage on hawkeyesports.com.



1 JACOB HENDERSON

RS So. • RHP • 6-0 • 175 • R/R
Gilbert, Ariz. • Mesquite HS



2022 GAME-BY-GAME STATS

#1 Jacob Henderson - 20 appearances (All games)

Date	Opponent	GS	IP	H	R	ER	BB	SO	2B	3B	HR	WP	BK	HBP	IBB	Score	W-L	Sv	ERA	NP
Feb 18	vs Air Force	0	0.2	0	0	0	0	0	0	0	0	0	0	1	0	12-2	0-0	0	0.00	-
Mar 01	LORAS COLLEGE	1	1.0	0	0	0	0	3	0	0	0	0	0	0	0	1-3	0-0	0	0.00	15
Mar 04	vs Wichita State	0	0.2	2	0	0	0	1	0	0	0	0	0	0	0	4-6	0-0	0	0.00	11
Mar 05	vs Texas A&M	0	0.1	0	0	0	0	0	0	0	0	0	0	0	0	3-7	0-0	0	0.00	1
Mar 11	at UC Irvine	0	0.1	1	1	0	0	0	0	0	0	1	0	0	0	6-7	0-0	0	0.00	7
Mar 13	at UC Irvine	0	0.1	1	1	1	1	1	0	0	0	0	0	1	0	12-10	0-0	0	2.70	16
Mar 15	at San Diego State	0	0.2	1	0	0	0	2	0	0	0	1	0	0	0	6-4	0-0	0	2.25	15
Mar 25	CENTRAL MICHIGAN	1	0.1	1	0	0	0	1	0	0	0	0	0	0	0	7-4	1-0	0	2.08	8
Mar 27	CENTRAL MICHIGAN	1	1.0	0	0	0	0	2	0	0	0	0	0	0	0	4-2	1-0	1	1.69	12
Apr 06	at Bradley	0	0.0	2	2	2	2	0	0	0	1	0	0	0	0	9-8	1-0	1	5.06	5
Apr 09	ILLINOIS-2	0	0.1	0	0	0	0	0	0	0	0	0	0	0	0	5-7	1-0	1	4.76	2
Apr 10	ILLINOIS	0	0.1	0	0	0	0	0	0	0	0	0	0	0	0	5-9	1-0	1	4.50	5
Apr 12	at Milwaukee	0	1.0	0	0	0	0	2	0	0	0	0	0	0	0	16-2	1-0	1	3.86	13
Apr 19	BRADLEY	1	1.0	1	0	0	0	2	0	1	0	0	0	0	0	15-8	1-0	1	3.38	17
Apr 23	at Rutgers	1	1.0	2	2	2	1	1	1	0	0	0	0	0	0	12-2	1-0	1	5.00	27
Apr 26	WESTERN ILLINOIS	0	0.2	1	0	0	0	0	0	0	0	0	0	0	0	11-1	1-0	1	4.66	8
May 1	at Nebraska-1	0	0.1	2	1	0	0	0	0	0	0	0	0	0	0	1-12	1-0	1	4.50	4
May 07	PURDUE	0	1.1	0	0	0	0	2	0	0	0	0	0	0	0	6-10	1-0	1	3.97	16
May 15	at Michigan State	0	0.2	3	3	0	0	1	0	1	0	0	0	0	0	8-11	1-0	1	3.75	22
May 19	INDIANA	0	0.2	2	1	0	1	0	1	0	0	0	0	0	0	30-16	1-0	1	3.55	20
Totals		0	12.2	19	11	5	3	18	2	2	1	2	0	2	0	173-131	1-0	1	3.55	-

CAREER-HIGHS

IP: 2.0, 2X, LAST VS. MARYLAND, 4/24/21

SO: 4 vs. NEBRASKA, 3/13/21

BB: 2 vs. NEBRASKA, 3/21/21

SEASON HIGHLIGHTS

- Is 1-0 with a 3.75 ERA in 19 appearances... has 18 strikeouts to two walks over 12 innings... hasn't allowed a run in 14 of his 20 appearances... earned his first career win, pitching 1/3 of an inning against Central Michigan (3/25)... notched his first career save, getting the final three outs against Central Michigan (3/27) to clinch the series win... struck out the side against Loras College (3/1)... made his 2022 debut against Air Force (2/18), getting the final two outs in a 12-2 win.
- Made a career-high eight appearances in 2021... logging nine innings.

CAREER STATS

YEAR	ERA	W-L	APP	GS	CG	SHO	SV	IP	H	R	ER	BB	SO
2020	0.00	0-0	1	0	0	0/0	0	1.0	0	0	0	0	2
2021	5.00	0-0	8	0	0	0/0	0	9.0	8	5	5	7	6
2022	3.55	1-0	20	0	0	0/0	1	12.2	19	11	5	3	18
TOTALS	3.97	1-0	29	0	0	0/0	1	22.2	27	16	10	10	26

Instagram: [UIBaseball](#)



Twitter: [@UIBaseball](#)



Facebook: [iowabaseball](#)

2 BRENDAN SHER

RS Jr. • IF • 6-1 • 200 • R/R
Indianola, Iowa • Indianola HS



2022 GAME-BY-GAME STATS

#2 Brendan Sher - 42 games (All games)

Date	Opponent	Pos	AB	R	H	RBI	2B	3B	HR	BB	SB	CS	HBP	SAC	SF	GDP	K	PO	A	E	Avg	
Feb 18	vs Air Force	*2b	4	1	1	0	0	0	0	1	1	0	0	0	0	0	0	1	0	3	0	.250
Feb 19	vs Ball State	*2b	2	0	1	1	0	0	0	1	0	0	1	0	0	0	0	0	1	0	0	.333
Feb 20	vs Bucknell	*2b	3	0	2	2	0	0	0	0	0	0	0	0	1	0	1	0	2	0	0	.444
Feb 25	vs Pepperdine	*2b	3	0	0	0	0	0	0	0	0	0	0	0	0	0	0	0	1	2	0	.333
Feb 26	at AM Corpus Christi	*2b	4	0	0	0	0	0	0	0	0	0	0	0	0	0	2	2	2	0	0	.250
Feb 27	vs Wichita State	*2b	5	1	1	1	0	0	1	0	0	0	0	0	0	0	2	4	1	0	0	.238
Mar 01	LORAS COLLEGE	*2b	2	0	1	0	0	0	0	2	0	0	0	0	0	0	0	3	1	0	0	.261
Mar 02	CORNELL COLLEGE	*ss	3	0	1	1	0	0	0	0	0	0	0	0	0	0	1	1	0	0	0	.269
Mar 04	vs Wichita State	*2b	4	0	0	0	0	0	0	0	0	0	0	0	0	0	3	1	3	0	0	.233
Mar 05	vs Texas A&M	*2b	0	0	0	0	0	0	0	0	0	0	1	0	0	0	0	0	0	0	0	.233
Mar 06	vs Washington State	*3b	4	0	2	2	1	0	0	0	0	1	0	0	0	0	0	2	1	0	0	.265
Mar 11	at UC Irvine	*3b	5	0	0	1	0	0	0	0	0	0	0	0	0	0	1	0	1	1	1	.231
Mar 12	at UC Irvine	*3b	3	0	0	0	0	0	0	0	0	0	1	0	0	0	1	0	0	0	0	.214
Mar 13	at UC Irvine	*3b	4	0	0	0	0	0	0	1	0	0	0	0	0	0	0	2	1	0	0	.196
Mar 15	at San Diego State	*3b	2	0	0	0	0	0	0	0	0	0	0	0	0	0	1	0	0	0	0	.188
Mar 19	TEXAS TECH	*3b	2	1	1	0	0	0	0	0	0	0	0	0	0	0	1	1	1	1	1	.200
Mar 25	CENTRAL MICHIGAN	*2b	0	0	0	0	0	0	0	0	0	0	0	0	0	0	0	0	1	0	0	.200
Mar 27	CENTRAL MICHIGAN	*2b	1	0	0	0	0	0	0	0	0	0	0	0	0	0	1	0	1	0	0	.196
Apr 02	at Michigan-1	*2b	0	0	0	0	0	0	0	0	0	0	0	0	0	0	0	0	0	0	0	.196
Apr 03	at Michigan	*3b	2	0	0	1	0	0	0	3	0	0	0	0	0	0	0	0	0	1	0	.189
Apr 06	at Bradley	*2b	4	0	1	2	0	0	0	0	0	0	1	1	0	0	0	3	4	0	0	.193
Apr 09	ILLINOIS-1	*2b	3	2	2	1	1	0	1	0	0	0	0	0	0	0	0	0	0	0	0	.217
Apr 09	ILLINOIS-2	*3b	1	0	1	0	1	0	0	0	0	0	0	0	0	0	0	0	0	0	0	.230
Apr 16	MINNESOTA	*3b	0	0	0	0	0	0	0	0	0	0	0	0	0	0	0	0	0	0	0	.230
Apr 17	MINNESOTA	*3b	0	0	0	0	0	0	0	0	0	0	0	0	0	0	0	0	1	0	0	.230
Apr 19	BRADLEY	ph/3b	1	1	0	0	0	0	0	1	0	0	1	0	0	0	0	0	0	2	0	.226
Apr 22	at Rutgers	*3b	3	1	1	1	0	0	1	1	0	0	0	0	0	0	0	1	1	3	0	.231
Apr 23	at Rutgers	*3b	5	0	2	1	0	0	0	1	0	0	0	0	0	0	2	0	2	0	0	.243
Apr 24	at Rutgers	*3b	3	0	0	0	0	0	0	0	0	1	0	0	0	0	0	0	5	0	0	.233
Apr 26	WESTERN ILLINOIS	*3b/ss	3	1	1	0	0	0	0	1	1	0	0	0	0	0	0	2	1	0	0	.237
Apr 29	at Nebraska	*3b	4	0	1	0	0	0	0	1	0	0	0	0	0	0	0	0	1	0	0	.237
May 1	at Nebraska-1	*3b	2	0	1	0	0	0	0	0	0	0	1	0	0	0	0	0	0	1	0	.244
May 1	at Nebraska-2	*3b	4	0	1	0	0	0	0	1	1	0	0	0	0	0	2	2	2	0	0	.244
May 03	ILLINOIS STATE	*3b	4	0	0	0	0	0	0	0	0	0	0	0	0	0	3	0	1	0	0	.233
May 06	PURDUE	*3b	3	1	1	1	0	0	0	1	0	0	0	0	0	0	0	2	2	0	0	.237
May 07	PURDUE	*3b	4	1	2	0	1	0	0	0	0	0	0	0	0	0	0	1	0	0	0	.247
May 08	PURDUE	*3b	4	1	1	3	1	0	0	1	0	0	0	0	0	0	1	1	3	0	0	.248
May 13	at Michigan State	*3b	5	0	3	0	0	0	0	0	0	0	0	0	0	0	0	0	0	0	0	.264
May 14	at Michigan State	*3b	3	0	1	1	0	0	0	0	0	1	0	0	0	0	0	0	0	0	0	.266
May 15	at Michigan State	ph	1	0	0	0	0	0	0	0	0	0	0	0	0	0	1	0	0	0	0	.264
May 19	INDIANA	*3b	3	0	1	1	1	0	0	0	0	0	0	0	0	0	0	0	0	1	0	.265
May 21	INDIANA	*3b	3	0	0	0	0	0	1	0	0	0	0	0	0	0	2	1	1	0	0	.259
Totals		33gs	116	11	30	20	6	0	3	15	5	2	5	2	2	0	29	29	51	2	0	.259

On base pct. .362 • Slugging pct. .388

CAREER-HIGHS

AB: 6 AT PURDUE, 4/2/21

H: 3, 5X, LAST AT MICHIGAN STATE, 5/13/22

R: 3 vs. MINNESOTA, 4/11/21

2B: 2, 2X, LAST vs. NORTHWESTERN, 4/26/21

3B: 1, 2X, LAST vs. GRAND VIEW, 3/3/20

HR: 1, 6X, LAST AT RUTGERS, 4/22/22

RBI: 3 vs. PURDUE, 5/8/22

BB: 3 AT MICHIGAN, 4/3/22

SB: 1, 9X, LAST AT NEBRASKA, 5/1/22

SEASON HIGHLIGHTS

• Iowa's Big Ten Sportsmanship Award honoree... team captain... team's best defender... has started 33 games -- 22 at third base, 10 at second base and once at shortstop... has hit safely in 24 games... hitting .259 (30-of-116) with 20 RBIs and 11 runs scored... hit .444 (4-of-9) in series at Michigan State (5/13-15)... went 3-for-5, tying a career-high in hits in the series opener... hit .364 (4-of-11) in the three-game series against Purdue (5/6-8)... went 2-for-4 with a double in game two and 1-for-3 with a double and a career-high three RBIs in the series-clinching win in game three... also made a defensive gem -- a charging, bare-handed scoop and throw to throw out Curtis Washington that was featured on NCAA baseball's social media outlets... hit his third homer of the season -- a solo blast -- in game one at No. 8 Rutgers (4/22) and went 2-for-5 with a double in series clinching win (4/23)... hit .750 (3-for-4) with two doubles and a home run against Illinois (4/9-10) before injuring his hamstring... went 2-for-3 with a double and home run in game one and was 1-for-1 with a double in game two... went 1-for-2 with an RBI and drew a career-high three walks at Michigan (4/3)... went 2-for-4 with a go-ahead two-run double in the 6-5 win over Washington State (3/6) at the Frisco Classic... hit a solo home run -- his first of the season -- against Wichita State (2/27)... hit .444 (4-of-9) with three RBIs at the Swig & Swine Classic (2/18-20)... went 2-for-3 with two RBIs in the finale, a 3-0 win over Bucknell (2/20).

• Started 30 games as a sophomore... two-time Big Ten Freshman of the Week in 2019... IHSBCA Player of the Year as a senior at Indianola High School.

CAREER STATS

YEAR	AVG.	G-GS	AB	R	H	2B	3B	HR	RBIS	BB	HBP	SO	SB-A
2019	.301	33-24	83	15	25	5	1	1	4	13	0	21	2-2
2020	.262	12-12	42	5	11	2	1	1	6	5	0	12	1-2
2021	.208	33-30	96	16	20	10	0	1	12	20	0	35	1-3
2022	.259	4-33	116	11	30	6	0	3	0	15	5	29	5-7
TOTALS	.255	120-99	37	47	86	23	2	6	42	53	5	97	9-14

Instagram: [UIBaseball](#)




Twitter: [@UIBaseball](#)



Facebook: [iowabaseball](#)

4 BRAYDEN FRAZIER

RS So. • OF • 6-0 • 190 • R/R
Cedar Rapids, Iowa • Cedar Rapids Jefferson HS



2022 GAME-BY-GAME STATS

#4 Brayden Frazier - 37 games (All games)

Date	Opponent	Pos	AB	R	H	RBI	2B	3B	HR	BB	SB	CS	HBP	SAC	SF	GDP	K	PO	A	E	Avg	
Feb 18	vs Air Force	*of/of	4	0	1	2	0	0	0	1	0	2	0	0	0	0	0	2	4	0	0	.250
Feb 19	vs Ball State	*of	5	2	3	2	2	0	0	0	0	0	0	0	0	0	0	2	4	0	0	.444
Feb 20	vs Bucknell	*of	4	1	1	0	0	0	0	0	0	0	0	0	0	0	0	2	1	0	0	.385
Feb 25	vs Pepperdine	*of	4	0	0	0	0	0	0	0	0	0	0	0	0	0	0	4	0	0	0	.294
Feb 26	at AM Corpus Christi	*of	5	1	1	1	0	0	1	0	0	0	0	0	0	0	0	1	0	0	0	.273
Feb 27	vs Wichita State	*of	3	0	0	0	0	0	0	0	0	0	2	0	0	0	0	2	0	0	0	.240
Mar 01	LORAS COLLEGE	ph	0	0	0	0	0	0	0	1	0	0	0	0	0	0	0	0	0	0	0	.240
Mar 02	CORNELL COLLEGE	*of	3	1	1	1	0	0	0	0	1	0	0	0	0	0	0	1	0	0	0	.250
Mar 04	vs Wichita State	*of	4	0	1	1	1	0	0	0	0	0	0	0	0	0	0	1	4	0	0	.250
Mar 05	vs Texas A&M	*of	3	0	0	0	0	0	0	0	0	0	0	0	0	0	0	2	1	0	0	.229
Mar 06	vs Washington State	*of	1	0	0	0	0	0	0	0	0	0	0	0	0	0	0	1	1	0	0	.222
Mar 12	at UC Irvine	*of	3	0	1	0	0	0	0	0	0	0	0	0	0	0	0	1	1	0	0	.231
Mar 13	at UC Irvine	*of	5	1	1	3	1	0	0	0	0	0	0	0	0	0	0	1	6	0	0	.227
Mar 15	at San Diego State	*of	4	1	1	0	0	0	1	0	0	0	0	0	0	0	0	3	0	0	0	.229
Mar 20	TEXAS TECH	*of	3	0	0	0	0	0	0	0	0	0	0	0	0	0	0	3	2	0	0	.216
Mar 25	CENTRAL MICHIGAN	*of	4	0	1	1	0	0	0	0	0	0	0	0	0	0	0	1	0	0	1	.218
Mar 26	CENTRAL MICHIGAN	*of	2	0	0	0	0	0	0	0	0	0	0	0	0	0	0	1	3	0	0	.211
Mar 27	CENTRAL MICHIGAN	of	0	0	0	0	0	0	0	0	0	0	0	0	0	0	0	0	0	0	0	.211
Apr 02	at Michigan-1	pr/of	0	0	0	0	0	0	0	0	0	0	0	0	0	0	0	0	0	0	0	.211
Apr 02	at Michigan-2	of	0	0	0	0	0	0	0	0	0	0	0	0	0	0	0	0	0	0	0	.211
Apr 03	at Michigan	pr/of	1	1	0	0	0	0	0	0	0	0	0	0	0	0	0	1	1	0	0	.207
Apr 06	at Bradley	of	1	0	0	0	0	0	0	0	0	0	0	0	0	0	0	0	0	0	0	.203
Apr 12	at Milwaukee	of	1	0	0	0	0	0	0	0	0	0	0	0	0	0	0	0	0	0	0	.200
Apr 15	MINNESOTA	pr/of	0	0	0	0	0	0	0	0	0	0	0	0	0	0	0	0	0	0	0	.200
Apr 16	MINNESOTA	*of	3	0	0	0	0	0	0	0	0	0	0	0	0	0	0	1	1	0	0	.190
Apr 17	MINNESOTA	of	1	0	0	0	0	0	0	0	0	0	0	0	0	0	0	0	1	0	0	.188
Apr 19	BRADLEY	of	1	0	0	0	0	0	0	0	0	0	0	0	0	0	0	0	0	0	0	.185
Apr 22	at Rutgers	of	0	0	0	0	0	0	0	0	0	0	0	0	0	0	0	0	0	0	0	.185
Apr 23	at Rutgers	pr/of	0	0	0	0	0	0	0	0	0	0	0	0	0	0	0	0	0	0	0	.185
Apr 24	at Rutgers	of	2	0	0	0	0	0	0	0	0	0	0	0	0	0	0	1	0	0	0	.179
Apr 26	WESTERN ILLINOIS	pr/of	0	0	0	0	0	0	0	0	0	0	0	0	0	0	0	0	0	0	0	.179
May 1	at Nebraska-2	of	0	0	0	0	0	0	0	0	0	0	0	0	0	0	0	0	0	0	0	.179
May 07	PURDUE	of	0	0	0	0	0	0	0	0	0	0	0	0	0	0	0	0	0	0	0	.179
May 08	PURDUE	pr/of	0	0	0	0	0	0	0	0	0	0	0	0	0	0	0	0	1	0	0	.179
May 14	at Michigan State	pr/of	0	0	0	0	0	0	0	0	0	0	0	0	0	0	0	0	1	0	0	.179
May 19	INDIANA	pr/of	0	1	0	1	0	0	0	1	0	0	0	0	0	0	0	0	0	0	0	.179
May 20	INDIANA	ph	1	0	0	0	0	0	0	0	0	0	0	0	0	0	0	0	0	0	0	.176
Totals			17gs	68	9	12	12	4	0	1	4	1	2	2	0	0	0	24	35	0	1	.176

On base pct. .243 • Slugging pct. .279

CAREER HIGHS

AB: 5, 3X, LAST AT UC IRVINE, 3/13/22

H: 3, 3X, LAST VS. BALL STATE, 2/19/22

R: 2, 3X, LAST VS. BALL STATE, 2/19/22

2B: 3 AT MICHIGAN STATE, 5/30/21

3B: --

HR: 1 AT TEXAS A&M CC, 2/26/22

RBI: 3, 4X, LAST AT UC IRVINE, 3/13/22

BB: 3 AT MICHIGAN STATE, 5/29/21

SB: 1, 4X, LAST VS. CORNELL COLLEGE, 3/2/22

SEASON HIGHLIGHTS

- Team captain... has started 17 games -- 13 in left and four in right field -- and appeared in 37 contests... hit safely in 10 games... hitting .176 (12-of-68) with 12 RBIs and nine runs scored... drove in three runs, finishing 1-for-5 with a double at UC Irvine (3/13)... went 1-for-5 with a solo home run -- the first of his career -- at Texas A&M Corpus Christi (2/26)... went 3-for-5 with two doubles and two RBIs in a 11-1 win over Ball State (2/19).
- Returning starter after starting 19 games in 2021... fourth year in the program... has best outfield arm... hit .325 with 10 doubles, 16 RBIs and 16 runs as a redshirt freshman... tied a school record with three doubles at Michigan State.

CAREER STATS

YEAR	AVG.	G-GS	AB	R	H	2B	3B	HR	RBIS	BB	HBP	SO	SB-A
2020	.200	9-5	20	0	4	1	0	0	6	4	1	7	0-1
2021	.325	31-19	80	16	26	10	0	0	16	15	2	20	3-3
2022	.176	37-17	68	9	12	4	0	1	12	4	2	24	1-3
TOTALS	.250	77-41	168	25	42	15	0	1	34	23	5	51	4-7

Instagram: [UIBaseball](#)



Twitter: [@UIBaseball](#)



Facebook: [iowabaseball](#)

5 ANTHONY MANGANO

So. • UTIL • 6-0 • 190 • L/R
Lake Zurich, Ill. • Lake Zurich HS



2022 GAME-BY-GAME STATS

#5 Anthony Mangano - 31 games (All games)

Date	Opponent	Pos	AB	R	H	RBI	2B	3B	HR	BB	SB	CS	HBP	SAC	SF	GDP	K	PO	A	E	Avg
Feb 18	vs Air Force	ph/of	3	1	1	1	1	0	0	0	0	0	0	0	0	0	0	0	0	0	.333
Feb 19	vs Ball State	ph	1	0	0	0	0	0	0	0	0	0	0	0	0	0	1	0	0	0	.250
Feb 26	at AM Corpus Christi	*dh	4	0	1	0	1	0	0	0	0	0	0	0	0	0	2	0	0	0	.250
Feb 27	vs Wichita State	ph	1	0	0	0	0	0	0	0	0	0	0	0	0	0	1	0	0	0	.222
Mar 01	LORAS COLLEGE	ph	1	0	0	0	0	0	0	0	0	0	0	0	0	0	1	0	0	0	.200
Mar 02	CORNELL COLLEGE	of	1	0	1	0	0	0	0	0	0	0	0	0	0	0	0	0	0	0	.273
Mar 04	vs Wichita State	*dh	3	0	1	0	0	0	0	0	0	0	1	0	0	0	0	0	0	0	.286
Mar 05	vs Texas A&M	*dh	2	0	1	0	0	1	0	0	0	0	0	0	0	0	1	0	0	0	.312
Mar 06	vs Washington State	ph/of	1	0	1	1	0	0	0	0	0	0	0	0	0	0	0	0	0	0	.353
Mar 11	at UC Irvine	*dh	4	1	2	1	0	1	0	0	1	0	0	0	1	0	2	0	0	0	.381
Mar 12	at UC Irvine	ph/of	1	0	0	0	0	0	0	0	0	0	0	0	0	0	0	0	0	0	.364
Mar 13	at UC Irvine	*dh	4	2	1	1	0	0	0	2	0	0	0	0	0	0	2	0	0	0	.346
Mar 15	at San Diego State	*dh	5	1	1	0	1	0	0	0	0	0	0	0	0	0	2	0	0	0	.323
Mar 19	TEXAS TECH	*of	3	0	0	0	0	0	0	0	0	0	0	0	0	0	2	1	0	0	.294
Mar 20	TEXAS TECH	ph	1	0	0	0	0	0	0	0	0	0	0	0	0	0	0	0	0	0	.286
Mar 21	ST. THOMAS	ph/dh	2	0	0	0	0	0	0	1	0	0	0	0	0	0	1	0	0	0	.270
Mar 26	CENTRAL MICHIGAN	ph	1	0	1	0	0	0	0	0	0	0	0	0	0	0	0	0	0	0	.289
Mar 27	CENTRAL MICHIGAN	*dh	3	0	0	0	0	0	0	0	0	0	0	0	0	0	3	0	0	0	.268
Apr 02	at Michigan-2	pr	0	0	0	0	0	0	0	0	0	0	0	0	0	0	0	0	0	0	.268
Apr 06	at Bradley	ph	0	1	0	0	0	0	0	1	0	0	0	0	0	0	0	0	0	0	.268
Apr 09	ILLINOIS-2	*dh	4	0	1	0	0	0	0	2	0	0	0	0	0	0	1	0	0	0	.267
Apr 10	ILLINOIS	*dh	3	0	0	0	0	0	0	0	0	0	0	0	0	0	2	0	0	0	.250
Apr 12	at Milwaukee	ph	1	0	0	0	0	0	0	0	0	0	0	0	0	0	0	0	0	0	.245
Apr 17	MINNESOTA	ph	1	0	0	0	0	0	0	0	0	0	0	0	0	0	1	0	0	0	.240
Apr 23	at Rutgers	ph	0	0	0	0	0	0	0	0	0	1	0	0	0	0	0	0	0	0	.240
Apr 24	at Rutgers	ph	1	0	1	0	0	0	0	0	0	0	0	0	0	0	0	0	0	0	.255
May 1	at Nebraska-1	ph	1	0	0	0	0	0	0	0	0	0	0	0	0	0	1	0	0	0	.250
May 1	at Nebraska-2	ph	1	1	1	0	0	0	0	0	0	0	0	0	0	0	0	0	0	0	.264
May 03	ILLINOIS STATE	*dh	4	0	0	0	0	0	0	0	0	0	0	0	0	0	3	0	0	0	.246
May 08	PURDUE	ph/dh	1	0	0	0	0	0	0	0	0	1	0	0	0	0	1	0	0	0	.241
May 15	at Michigan State	ph	1	0	0	0	0	0	0	0	0	0	0	0	0	0	0	0	0	0	.237
Totals			11gs	59	7	14	4	3	2	6	1	0	3	0	1	0	28	1	0	0	.237

On base pct. .333 • Slugging pct. .356

CAREER-HIGHS

AB: 5 AT SAN DIEGO STATE, 3/15/22

H: 2 AT UC IRVINE, 3/11/22

R: 2 AT UC IRVINE, 3/13/22

2B: 1, 3X, LAST AT SAN DIEGO STATE, 3/15/22

3B: 1, 2X, LAST AT UC IRVINE, 3/11/22

HR: --

RBI: 1, 4X, LAST AT UC IRVINE, 3/13/22

BB: 2, 2X, LAST VS. ILLINOIS, 4/9/22

SB: 1 AT UC IRVINE, 3/11/22

SEASON HIGHLIGHTS

• Has appeared in 31 games, including starting 11 games -- 10 as designated hitter and one in left field... hitting .237 (14-of-59) with three doubles, two triples, seven runs and four RBIs... had a leadoff pinch-hit single in the 10th inning and scored the go-head run in the series-clinching road win at Nebraska (5/1)... hit .333 (3-of-9) at UC Irvine (3/11/13)... went 2-for-4 with a triple in game one for his first career multi-hit game... hit safely in all three games of the Frisco Classic, including his first career triple against Texas A&M (3/5)... tallied his first career hit -- an RBI double -- in 12-2 win over Air Force (2/18)... rated as the No. 14 player in the Big Ten for the 2023 MLB Draft... top 500 prospect by Perfect Game.

CAREER STATS

YEAR	AVG.	G-GS	AB	R	H	2B	3B	HR	RBIS	BB	HBP	SO	SB-A
2021	.000	4-0	4	0	0	0	0	0	0	1	0	3	0-0
2022	.237	31-11	59	7	14	3	2	0	4	6	3	28	1-1
TOTALS	.222	35-11	63	7	14	3	2	0	4	7	3	31	1-1

Instagram: [UIBaseball](#)




Twitter: [@UIBaseball](#)



Facebook: [iowabaseball](#)

6 ALEC NIGUT

RS Fr. • OF/LHP • 6-0 • 205 • L/L
Des Moines, Iowa • Roosevelt HS



2022 GAME-BY-GAME STATS

#6 Alec Nigut - 13 games (All games)

Date	Opponent	Pos	AB	R	H	RBI	2B	3B	HR	BB	SB	CS	HBP	SAC	SF	GDP	K	PO	A	E	Avg	
Feb 18	vs Air Force	of	0	0	0	0	0	0	0	0	0	0	0	0	0	0	0	0	0	0	0	.000
Feb 19	vs Ball State	ph	0	1	0	0	0	0	0	1	0	0	0	0	0	0	0	0	0	0	0	.000
Mar 02	CORNELL COLLEGE	*of	1	1	0	0	0	0	0	2	1	0	0	0	0	0	0	1	0	0	0	.000
Mar 15	at San Diego State	pr	0	0	0	0	0	0	0	0	0	0	0	0	0	0	0	0	0	0	0	.000
Mar 19	TEXAS TECH	ph/of	1	0	0	0	0	0	0	1	0	0	0	0	0	0	0	0	0	0	0	.000
Mar 20	TEXAS TECH	pr	0	1	0	0	0	0	0	0	1	0	0	0	0	0	0	0	0	0	0	.000
Mar 26	CENTRAL MICHIGAN	of	1	0	0	0	0	0	0	0	0	0	0	0	0	0	0	1	0	0	0	.000
Apr 12	at Milwaukee	ph/of	1	0	0	0	0	0	0	0	0	0	0	0	0	0	0	1	1	0	0	.000
Apr 17	MINNESOTA	pr	0	1	0	0	0	0	0	0	0	0	0	0	0	0	0	0	0	0	0	.000
Apr 23	at Rutgers	ph/of	1	0	0	0	0	0	0	0	0	0	0	0	0	0	0	0	0	0	0	.000
Apr 26	WESTERN ILLINOIS	ph/of	0	0	0	0	0	0	0	1	0	0	0	0	0	0	0	0	0	0	0	.000
May 14	at Michigan State	c	0	0	0	0	0	0	0	0	0	0	0	0	0	0	0	0	0	0	0	.000
May 19	INDIANA	pr	0	1	0	0	0	0	0	0	0	0	0	0	0	0	0	0	0	0	0	.000
Totals		1gs	5	5	0	0	0	0	0	5	2	0	0	0	0	0	3	1	0	0	0	.000

On base pct. .500 • Slugging pct. .000

CAREER-HIGHS

AB: 1, 5X, LAST AT RUTGERS, 4/23/22

H: --

R: 1, 5X, LAST VS. INDIANA, 5/19/22

2B: --

3B: --

HR: --

RBI: --

BB: 2 vs. CORNELL COLLEGE, 3/2/22

SB: 1, 2X, LAST VS. TEXAS TECH, 3/20/22

SEASON HIGHLIGHTS

- Has appeared in 13 games with one start -- in left field... made his first career start against Cornell College, finishing 0-1 with two walks... made his Hawkeye debut against Air Force (2/18) and scored a run against Ball State (2/19).
- Missed the 2021 season because of injury... redshirted.

CAREER STATS

YEAR	AVG.	G-GS	AB	R	H	2B	3B	HR	RBIS	BB	HBP	SO	SB-A
2022	.000	13-1	5	5	0	0	0	0	0	5	0	3	2-2
TOTALS	.000	13-1	5	5	0	0	0	0	0	5	0	3	2-2

Instagram: [UIBaseball](#)




Twitter: [@UIBaseball](#)



Facebook: [iowabaseball](#)

8 DJ HECK

RS Fr. • OF • 6-0 • 200 • R/R
Iowa City, Iowa • City HS



2022 GAME-BY-GAME STATS

#8 DJ Heck - 4 games (All games)

Date	Opponent	Pos	AB	R	H	RBI	2B	3B	HR	BB	SB	CS	HBP	SAC	SF	GDP	K	PO	A	E	Avg	
Mar 02	CORNELL COLLEGE	ph/of	1	0	0	0	0	0	0	0	0	0	0	0	0	0	0	0	0	0	0	.000
Mar 19	TEXAS TECH	ph	1	0	0	1	0	0	0	0	0	0	0	0	0	0	0	0	0	0	0	.000
Mar 26	CENTRAL MICHIGAN	ph	1	0	0	0	0	0	0	0	0	0	0	0	0	0	1	0	0	0	0	.000
Apr 12	at Milwaukee	ph	1	0	0	0	0	0	0	0	0	0	0	0	0	0	1	0	0	0	0	.000
Totals		Ogs	4	0	0	1	0	0	0	0	0	0	0	0	0	0	2	0	0	0	0	.000

On base pct. .000 • Slugging pct. .000

CAREER-HIGHS

AB: 1, 4X, LAST AT MILWAUKEE, 4/12/22

H: --

R: 1 vs. MINNESOTA, 4/11/21

2B: --

3B: --

HR: --

RBI: 1 vs. TEXAS TECH, 3/19/22

BB: 1 vs. MINNESOTA, 4/11/21

SB: --

SEASON HIGHLIGHTS

• Has appeared in four games as a pinch hitter... had an RBI ground out against No. 12 Texas Tech (3/19)... made his season debut against Cornell College (3/2).

CAREER STATS

YEAR	AVG.	G-GS	AB	R	H	2B	3B	HR	RBIS	BB	HBP	SO	SB-A
2021	.000	1-0	0	1	0	0	0	0	0	1	0	0	0-0
2022	.000	4-0	4	0	0	0	0	0	1	0	0	2	0-0
TOTALS	.000	5-0	4	1	0	0	0	0	1	1	0	2	0-0

Instagram: [UIBaseball](#)




Twitter: [@UIBaseball](#)



Facebook: [iowabaseball](#)

9 KYLE HUCKSTORF

RS So. • OF • 5-8 • 175 • R/R
Waterford, Wis. • Iowa Western CC • Waterford HS



2022 GAME-BY-GAME STATS

#9 Kyle Huckstorf - 49 games (All games)

Date	Opponent	Pos	AB	R	H	RBI	2B	3B	HR	BB	SB	CS	HBP	SAC	SF	GDP	K	PO	A	E	Avg
Feb 18	vs Air Force	*of	3	1	1	1	0	0	0	0	1	0	0	0	0	0	0	0	0	0	.333
Feb 19	vs Ball State	*of	3	0	1	2	0	0	0	0	0	0	0	0	0	0	0	0	0	0	.333
Feb 20	vs Bucknell	ph/of	2	0	0	0	0	0	0	0	0	0	0	0	0	0	0	1	0	0	.250
Feb 25	vs Pepperdine	*of	2	2	1	0	0	1	0	1	1	0	0	0	0	0	0	1	0	0	.300
Feb 26	at AM Corpus Christi	*of	4	0	1	0	0	0	0	0	0	0	0	0	0	0	1	2	0	0	.286
Feb 27	vs Wichita State	*of	4	1	1	0	1	0	0	0	0	0	0	0	0	0	1	0	0	0	.278
Mar 01	LORAS COLLEGE	*of	4	0	1	0	0	0	0	0	0	0	0	0	0	0	1	1	0	1	.273
Mar 04	vs Wichita State	*of	4	0	2	0	0	0	0	0	1	0	0	0	0	0	0	1	2	0	.308
Mar 05	vs Texas A&M	*of	3	0	0	1	0	0	0	0	0	0	0	1	0	0	1	1	0	0	.276
Mar 06	vs Washington State	*of	2	0	0	0	0	0	0	1	0	0	1	0	0	0	2	1	0	0	.258
Mar 11	at UC Irvine	*of	4	0	1	0	0	0	0	0	0	0	0	0	0	0	2	2	0	0	.257
Mar 12	at UC Irvine	pr/of	1	0	1	0	0	0	0	0	0	0	0	0	0	0	0	0	0	0	.278
Mar 13	at UC Irvine	*of	5	1	3	3	1	0	0	0	0	0	0	0	0	0	0	4	0	1	.317
Mar 15	at San Diego State	*of	4	1	1	1	0	0	0	0	0	0	1	0	0	0	1	2	0	0	.311
Mar 19	TEXAS TECH	*of	3	0	1	0	0	0	0	0	0	1	0	0	0	0	2	2	0	0	.312
Mar 20	TEXAS TECH	*of	4	0	1	0	0	0	0	0	1	0	0	0	0	0	0	2	0	0	.308
Mar 21	ST. THOMAS	*of	3	1	0	0	0	0	0	1	0	0	0	0	0	0	0	1	0	0	.291
Mar 25	CENTRAL MICHIGAN	*of	4	1	2	1	0	0	0	0	0	0	0	0	0	0	1	1	0	0	.305
Mar 26	CENTRAL MICHIGAN	*of	4	0	0	0	0	0	0	0	1	0	1	0	0	0	0	2	0	0	.286
Mar 27	CENTRAL MICHIGAN	*of	3	1	1	0	0	0	0	0	1	0	1	0	0	0	2	2	0	0	.288
Apr 02	at Michigan-1	*of	3	0	2	1	0	0	0	1	0	0	0	1	0	0	1	3	1	0	.304
Apr 02	at Michigan-2	*of	4	0	0	0	0	0	0	0	0	0	0	0	0	0	3	1	0	0	.288
Apr 03	at Michigan	*of	5	1	1	1	0	1	0	0	0	0	0	0	0	0	2	4	0	0	.282
Apr 06	at Bradley	*of	3	3	1	1	1	0	0	2	1	0	1	0	0	0	2	0	0	0	.284
Apr 09	ILLINOIS-1	*of	4	0	1	0	0	0	0	0	0	1	0	0	0	0	1	7	0	0	.282
Apr 09	ILLINOIS-2	*of	5	0	0	0	0	0	0	1	0	0	0	0	0	0	3	3	0	0	.267
Apr 10	ILLINOIS	*of	3	0	1	0	0	0	0	1	0	0	0	0	0	0	0	4	0	0	.269
Apr 12	at Milwaukee	*of	3	2	1	2	0	0	0	1	0	0	1	0	0	0	1	1	0	0	.271
Apr 15	MINNESOTA	*of	3	1	1	0	0	0	0	0	0	0	1	0	0	0	0	0	1	0	.273
Apr 16	MINNESOTA	*of	4	0	0	0	0	0	0	0	0	0	0	0	0	1	2	2	0	0	.262
Apr 17	MINNESOTA	*of	3	1	1	0	0	0	0	1	0	0	0	0	0	0	1	3	0	0	.264
Apr 19	BRADLEY	*of	3	1	0	1	0	0	0	1	1	0	0	0	1	0	0	2	0	0	.257
Apr 22	at Rutgers	*of	3	0	0	0	0	0	0	1	0	0	0	0	0	0	2	2	0	0	.250
Apr 23	at Rutgers	*of	4	0	0	0	0	0	0	0	0	0	0	0	0	0	3	1	0	0	.241
Apr 24	at Rutgers	*of	1	0	0	0	0	0	0	0	0	0	0	0	0	0	1	1	0	0	.239
Apr 26	WESTERN ILLINOIS	*of	2	3	1	0	1	0	0	1	0	0	0	0	0	0	0	1	0	0	.244
Apr 29	at Nebraska	*of	3	0	0	0	0	0	0	0	0	0	0	0	0	0	3	3	0	0	.238
May 1	at Nebraska-1	*of	2	0	1	0	1	0	0	0	0	0	0	0	0	0	0	0	0	0	.242
May 1	at Nebraska-2	*of	3	1	1	0	0	0	0	0	0	0	0	0	0	0	1	1	0	0	.244
May 03	ILLINOIS STATE	*of	0	0	0	0	0	0	0	0	0	0	1	0	0	0	0	0	0	0	.244
May 06	PURDUE	*of	4	0	0	0	0	0	0	0	0	0	0	0	0	0	1	3	0	0	.237
May 07	PURDUE	*of	4	0	2	0	0	0	0	0	0	0	0	0	0	0	1	3	0	0	.244
May 08	PURDUE	*of	4	0	1	0	0	0	0	0	0	0	0	0	0	0	1	7	0	0	.245
May 13	at Michigan State	*of	4	1	2	3	1	0	1	0	0	0	1	0	0	0	0	3	0	0	.252
May 14	at Michigan State	*of	2	1	0	0	0	0	0	2	0	0	1	0	0	0	1	0	0	0	.248
May 15	at Michigan State	*of	3	1	1	0	0	0	0	1	0	0	1	0	0	0	1	1	0	0	.250
May 19	INDIANA	*of	7	4	6	12	0	0	3	0	0	0	0	0	0	0	1	2	0	0	.277
May 20	INDIANA	*of	4	0	1	0	0	0	0	0	0	0	1	0	0	0	2	3	0	0	.277
May 21	INDIANA	*of	2	1	0	0	0	0	0	1	0	0	0	0	0	0	1	2	0	0	.273
Totals			46gs	161	30	44	30	6	2	4	17	8	2	12	2	1	2	52	91	2	.273

On base pct. .382 • Slugging pct. .410

CAREER HIGHS

AB: 7 vs. INDIANA, 5/19/22
H: 6 vs. INDIANA, 5/19/22
R: 4 vs. INDIANA, 5/19/22
2B: 1, 5X, LAST AT MICHIGAN STATE, 5/13/22
3B: 1, 3X, LAST AT NEBRASKA, 5/1/22
HR: 3 vs. INDIANA, 5/19/22
RBIs: 12 vs. INDIANA, 5/19/22
BB: 2, 2X, LAST AT MICHIGAN STATE, 5/14/22
SB: 1, 8X, LAST vs. BRADLEY, 4/19/22

SEASON HIGHLIGHTS

- Has started 46 games in center field... hitting .273 (44-for-161) with 30 RBIs and 30 runs scored... has hit safely in 32 games... has seven multi-hit games (one six-hit, five 2-hit, one 3-hit)... has two top 10 plays on SportsCenter this season... Collegiate Baseball National Player of the Week (May 23) and Big Ten Player of the Week (May 24) after hitting .538 (7-of-13) with three home runs, 12 RBIs and five runs scored in the series sweep of Indiana (5/19-21)... set Big Ten and Iowa records in game one against IU with six hits and 12 RBIs... finished 6-for-7 with three home runs (two three-run shots in the same inning and a grand slam) with 12 RBIs... went 2-for-4 with a double and tied a career high with three RBIs in series opener at Michigan State (5/13)... made a full extension, Superman-esque catch to rob Curtis Washington of a hit in series finale against Purdue (5/8) -- the play was No. 1 on SportsCenter's Top 10 for May 8... went 2-for-4 in game two against Purdue (5/7)... went 1-for-2 with a double and a career-high three runs scored against Western Illinois (4/26)... finished 1-for-3 with two runs and two RBIs at Milwaukee (4/12)... went 1-for-3 with three runs scored and stole home at Bradley (4/6)... went 2-for-4 with an RBI in series-opening win over Central Michigan (3/25)... hit .500 (5-of-10) with a double and three RBIs at UC Irvine (3/11-13)... went 3-for-5 with a double and three RBIs in series finale (3/13)... had his first two-hit game, finishing 2-for-4 against Wichita State (3/4) at the Frisco Classic... hit .300 (3-of-10) with three runs scored and two extra base hits at the Kleberg Bank Classic (2/25-27)... went 1-for-2 with a triple and two runs scored in 3-1 win over Pepperdine (2/25)... had first career hit and drove in a run in 12-2 win over Air Force (2/18)... went 1-for-3 with two RBIs in 11-1 win over Ball State (2/19).
- Honorable mention All-American at Iowa Western CC... first-team All-Region honoree... hit .401 with 12 doubles, six triples and six home runs... was 18-of-19 on base paths.

CAREER STATS

YEAR	AVG.	G-GS	AB	R	H	2B	3B	HR	RBIS	BB	HBP	SO	SB-A
2022	.273	49-46	61	30	44	6	2	4	30	7	12	52	8-10
TOTALS	.273	49-46	61	30	44	6	2	4	30	7	12	52	8-10



10 MICHAEL SEEGERS

So. • UTIL. • 5-10 • 160 • R/R
Oconomowoc, Wis. • Home School



2022 GAME-BY-GAME STATS

#10 Michael Seegers - 49 games (All games)

Date	Opponent	Pos	AB	R	H	RBI	2B	3B	HR	BB	SB	CS	HBP	SAC	SF	GDP	K	PO	A	E	Avg	
Feb 18	vs Air Force	*SS	5	2	3	1	1	0	0	1	0	0	0	0	0	0	1	2	1	0	.600	
Feb 19	vs Ball State	*SS	6	1	1	0	0	0	0	0	0	0	0	0	0	0	2	0	0	0	.364	
Feb 20	vs Bucknell	*SS	4	0	0	0	0	0	0	0	0	0	0	0	0	0	0	3	1	0	.267	
Feb 25	vs Pepperdine	*SS	4	0	3	2	0	0	0	0	0	1	0	0	0	0	0	1	3	0	.368	
Feb 26	at AM Corpus Christi	*SS	5	0	0	0	0	0	0	0	0	0	0	0	0	0	1	2	0	0	.292	
Feb 27	vs Wichita State	*SS	3	1	0	0	0	0	2	0	0	0	0	0	0	0	0	1	0	0	.259	
Mar 01	LORAS COLLEGE	*SS	4	0	1	0	0	0	0	0	0	0	0	0	0	0	1	1	3	0	.258	
Mar 04	vs Wichita State	*SS	4	1	2	0	0	0	0	0	0	0	0	0	0	0	1	1	4	0	.286	
Mar 05	vs Texas A&M	*SS	5	0	1	1	0	0	0	0	0	0	0	0	0	0	1	4	3	0	.275	
Mar 06	vs Washington State	*SS	4	0	0	0	0	0	0	0	0	0	1	0	0	0	1	2	3	0	.250	
Mar 11	at UC Irvine	*SS	5	1	3	0	0	0	0	0	0	0	0	0	0	0	1	1	2	0	.286	
Mar 12	at UC Irvine	*SS	5	1	1	0	0	1	0	0	0	0	0	0	0	0	1	1	3	0	.278	
Mar 13	at UC Irvine	*SS	5	1	0	0	0	0	0	1	0	1	0	0	0	0	1	0	0	1	.254	
Mar 15	at San Diego State	*SS	3	1	0	0	0	0	0	2	0	0	0	0	0	0	1	0	0	0	.242	
Mar 19	TEXAS TECH	*SS	3	0	1	0	0	0	0	2	1	0	0	0	0	0	1	2	2	0	.246	
Mar 20	TEXAS TECH	*SS	3	1	1	2	1	0	0	0	0	0	0	0	1	0	1	1	4	0	.250	
Mar 21	ST. THOMAS	*SS	4	1	1	1	0	0	0	0	0	0	0	0	0	0	1	2	3	1	.250	
Mar 25	CENTRAL MICHIGAN	*SS	5	1	2	1	0	0	0	0	0	0	0	0	0	0	1	2	1	0	.260	
Mar 26	CENTRAL MICHIGAN	*SS	3	0	2	1	0	0	0	1	0	0	0	0	0	0	1	1	1	0	.275	
Mar 27	CENTRAL MICHIGAN	*SS	5	0	1	0	0	0	0	0	0	0	0	0	0	0	2	1	2	0	.271	
Apr 02	at Michigan-1	*SS	4	1	4	3	0	0	0	0	0	1	1	0	0	0	0	0	1	0	.303	
Apr 02	at Michigan-2	*SS	4	0	0	0	0	0	0	0	0	0	0	0	0	0	2	2	2	0	.290	
Apr 03	at Michigan	*SS	5	1	1	0	0	0	0	1	0	0	0	0	0	0	1	0	0	0	.286	
Apr 06	at Bradley	*SS	4	0	2	3	1	0	0	1	1	0	0	0	1	0	0	0	1	0	.294	
Apr 09	ILLINOIS-1	*SS	3	0	1	1	0	0	0	1	0	0	0	0	0	0	1	1	0	0	.295	
Apr 09	ILLINOIS-2	*SS	6	1	1	0	0	0	0	0	0	0	0	0	0	0	2	3	0	0	.288	
Apr 10	ILLINOIS	*SS	2	1	0	0	0	0	0	1	0	0	1	1	0	0	2	2	2	0	.283	
Apr 12	at Milwaukee	*SS	5	1	2	2	0	0	0	1	0	0	1	0	0	0	1	4	1	0	.288	
Apr 15	MINNESOTA	*SS	4	0	0	1	0	0	0	0	0	0	0	0	1	0	2	2	6	0	.279	
Apr 16	MINNESOTA	*SS	4	1	2	0	0	0	0	0	1	0	0	0	0	0	0	1	1	0	.286	
Apr 17	MINNESOTA	*SS	5	1	1	1	0	0	0	0	0	0	0	0	0	0	2	3	2	0	.282	
Apr 19	BRADLEY	*SS	5	3	2	0	0	0	0	0	0	0	0	1	0	0	0	0	1	4	0	.287
Apr 22	at Rutgers	*SS	4	0	1	0	0	0	0	1	0	0	0	0	0	0	1	1	1	0	.286	
Apr 23	at Rutgers	*SS	3	3	2	1	0	0	0	2	0	0	1	0	0	0	0	0	0	3	0	.294
Apr 24	at Rutgers	*SS	5	1	2	0	1	0	0	0	0	0	0	0	0	0	1	1	2	0	.297	
Apr 26	WESTERN ILLINOIS	*SS	4	2	2	4	0	0	1	0	1	0	0	0	0	0	0	3	1	0	.303	
Apr 29	at Nebraska	*SS	4	0	0	0	0	0	0	0	0	0	0	0	0	0	2	1	0	0	.295	
May 1	at Nebraska-1	*SS	3	0	0	0	0	0	0	0	0	0	0	0	0	0	0	1	1	0	.289	
May 1	at Nebraska-2	*SS	5	1	1	0	0	0	0	0	0	0	0	0	0	0	0	2	2	0	.287	
May 03	ILLINOIS STATE	*SS	3	2	0	0	0	0	0	2	2	0	0	0	0	0	0	1	3	1	.281	
May 06	PURDUE	*SS	5	1	2	0	0	0	0	0	0	0	0	0	0	0	1	0	2	1	.285	
May 07	PURDUE	*SS	5	1	0	0	0	0	0	0	0	0	0	0	0	1	2	2	3	0	.277	
May 08	PURDUE	*SS	4	1	1	0	0	0	0	1	0	0	0	0	0	0	1	0	2	0	.276	
May 13	at Michigan State	*SS	4	1	0	0	0	0	0	1	0	0	0	0	0	0	0	0	3	2	.270	
May 14	at Michigan State	*SS	4	0	0	0	0	0	0	0	0	0	1	0	0	1	0	3	2	0	.265	
May 15	at Michigan State	*SS	4	1	2	0	0	0	0	1	0	0	0	0	0	0	1	2	1	0	.269	
May 19	INDIANA	*SS	3	3	1	0	1	0	0	5	0	0	0	0	0	0	1	3	1	0	.270	
May 20	INDIANA	*SS	5	1	4	4	0	0	0	0	0	0	0	0	0	0	0	1	5	0	.284	
May 21	INDIANA	*SS	3	0	0	0	0	0	0	1	0	0	0	0	0	0	1	1	2	0	.279	
Totals			49gs	204	40	57	29	5	1	28	6	3	6	2	3	2	44	72	89	4	.279	

On base pct. .378 • Slugging pct. .328

CAREER-HIGHS

AB: 6, 2X, LAST VS. ILLINOIS, 4/9/22

H: 4, 2X, LAST VS. INDIANA, 5/20/22

R: 3, 3X, LAST VS. INDIANA, 5/19/22

2B: 2, 2X, LAST VS AIR FORCE 2/18/22

3B: 1 AT UC IRVINE, 3/12/22

HR: 1 VS. WESTERN ILLINOIS, 4/26/22

RBI: 4, 2X, LAST VS. INDIANA, 5/20/22

BB: 5 VS. INDIANA, 5/19/22

SB: 2 VS. ILLINOIS STATE, 5/3/22

SEASON HIGHLIGHTS

- Iowa's leadoff hitter... has started 49 games -- all at shortstop... hitting .279 (57-of-204) with 29 RBIs and 40 runs scored... has 16 multi-hit games (two 4-hit, three 3-hit, 11 2-hit)... has hit safely in 33 games and reached safely in 41 contests... hit .455 (5-of-11) with four RBIs and four runs scored against Indiana (5/19-22)... went 1-for-3 with three runs scored and set a school record with five walks in the series opener against IU (5/19)... went 4-for-5 with four RBIs, tying a career-high in hits and RBIs... went 2-for-4 with a three-run homer -- the first of his career -- and a career-high four RBIs in midweek win over Western Illinois (4/26)... hit .417 (5-of-12) with two multi-hit games with four runs scored in series win at No. 8 Rutgers (4/22-24)... went 2-for-5 and scored a career-high three runs in win over Bradley (4/19)... finished 2-for-5 with two RBIs in road win at Milwaukee (4/12)... went 2-for-4 with three RBIs in road win at Bradley (4/6)... hit .385 (5-of-13) with three RBIs in series win at Michigan (4/2-3)... had career-highs in hits and RBIs, finishing 4-for-4 with three RBIs in series opener... hit a team-best .385 (5-of-13) with two multi-hit games in the series win over Central Michigan (3/25-27)... went 1-for-3 with a double and two RBIs in win over No. 12 Texas Tech (3/20)... finished 3-for-5 in game one at UC Irvine (3/11)... went 2-for-4 against Wichita State (3/4) at the Frisco Classic... went finished 3-for-4 with two RBIs in the 3-1 win over Pepperdine (2/25)... tied a career-high, finishing with three hits in season opener against Air Force (2/18)... finished 3-for-5 with a double and two runs scored.
- Started 11 games as a true freshman... team's fastest and best base runner... 2019 Home School All-American... top 500 prospect by Perfect Game.

CAREER STATS

YEAR	AVG.	G-GS	AB	R	H	2B	3B	HR	RBIS	BB	HBP	SO	SB-A
2021	.122	30-11	49	13	6	1	0	0	5	7	0	12	3-3
2022	.279	49-49	204	40	57	5	1	1	29	28	6	44	6-9
TOTALS	.249	79-60	253	53	63	6	1	1	34	35	6	56	9-12

Instagram: [UIBaseball](#)



Twitter: [@UIBaseball](#)




Facebook: [iowabaseball](#)

11 IZAYA FULLARD

RS Sr. • IF • 5-11 • 230 • R/R

North Liberty, Iowa • Kirkwood CC • Iowa City West HS



2022 GAME-BY-GAME STATS

#11 Izaya Fullard - 29 games (All games)

Date	Opponent	Pos	AB	R	H	RBI	2B	3B	HR	BB	SB	CS	HBP	SAC	SF	GDP	K	PO	A	E	Avg
Mar 11	at UC Irvine	*2b	2	0	0	0	0	0	0	0	0	0	0	0	0	0	0	1	0	0	.000
Apr 02	at Michigan-2	*2b	4	0	1	0	1	0	0	0	0	0	0	0	0	0	0	1	2	1	.167
Apr 03	at Michigan	*dh	5	2	2	0	1	0	0	0	0	0	0	0	0	0	0	0	0	0	.273
Apr 06	at Bradley	*dh	4	2	0	0	0	0	2	0	0	0	0	0	0	0	0	0	0	0	.200
Apr 09	ILLINOIS-1	*dh	4	0	2	1	0	0	0	0	0	0	0	0	0	0	1	0	0	0	.263
Apr 09	ILLINOIS-2	*2b	5	1	2	1	0	0	0	1	0	0	0	0	0	0	0	1	1	0	.292
Apr 10	ILLINOIS	*2b	5	0	2	1	0	0	0	0	0	0	0	0	0	0	1	1	5	0	.310
Apr 12	at Milwaukee	*2b	4	1	2	0	0	0	1	0	0	0	0	0	0	0	1	0	1	0	.333
Apr 15	MINNESOTA	*2b	4	0	0	0	0	0	1	0	0	0	0	0	0	0	1	2	2	0	.297
Apr 16	MINNESOTA	*2b	3	1	2	1	0	0	0	1	0	0	0	0	0	0	0	2	3	0	.325
Apr 17	MINNESOTA	*2b	4	1	0	0	0	0	1	0	0	0	0	0	0	0	2	1	2	0	.295
Apr 19	BRADLEY	*2b	5	1	2	0	0	0	1	0	0	0	0	0	0	0	1	4	5	0	.306
Apr 22	at Rutgers	*2b	4	2	2	2	1	0	1	0	0	0	0	0	0	1	0	0	2	0	.321
Apr 23	at Rutgers	*2b	4	1	0	0	0	0	1	0	0	0	0	0	0	1	2	2	1	0	.298
Apr 24	at Rutgers	*2b	4	0	3	2	0	0	0	0	0	1	1	0	0	0	0	2	2	1	.328
Apr 26	WESTERN ILLINOIS	*2b	2	1	0	0	0	0	1	1	0	1	0	0	0	0	0	1	3	0	.317
Apr 29	at Nebraska	*2b	4	1	1	1	0	0	1	0	0	0	0	0	0	0	0	2	3	0	.313
May 1	at Nebraska-1	*2b	2	0	0	0	0	0	0	0	0	0	0	0	0	0	0	2	3	1	.304
May 1	at Nebraska-2	*2b	5	0	1	1	0	0	0	0	0	0	0	0	0	0	3	4	0	0	.297
May 03	ILLINOIS STATE	*2b	1	0	0	0	0	0	1	0	0	0	0	0	0	0	0	0	1	0	.293
May 06	PURDUE	*2b	4	0	3	1	0	0	0	0	0	0	0	0	0	0	0	3	3	0	.316
May 07	PURDUE	*2b	3	0	1	0	0	0	0	0	0	0	1	0	0	0	1	1	1	1	.317
May 08	PURDUE	*2b	4	1	1	0	0	0	0	0	0	0	1	0	0	0	3	0	0	1	.314
May 13	at Michigan State	*2b	4	0	1	1	0	0	0	0	0	0	0	1	0	0	0	0	3	1	.311
May 14	at Michigan State	*dh	2	1	0	1	0	0	1	0	0	0	1	0	0	0	0	0	0	0	.304
May 15	at Michigan State	*dh	3	0	2	0	0	0	2	0	0	0	0	0	0	0	0	0	0	0	.316
May 19	INDIANA	*dh	4	3	1	0	0	0	3	0	0	0	0	0	0	0	0	0	0	0	.313
May 20	INDIANA	*1b	3	1	1	0	1	0	2	0	0	0	0	0	0	0	1	8	0	0	.314
May 21	INDIANA	*1b	3	0	2	0	0	0	1	0	0	0	0	0	0	0	0	5	0	0	.324
Totals		29gs	105	20	34	13	4	0	2	20	1	1	3	2	1	2	14	42	47	6	.324

On base pct. .442 • Slugging pct. .419

CAREER-HIGHS

AB: 6, 3X, LAST AT MICHIGAN STATE, 5/30/21

H: 4, 2X, LAST VS. GEORGETOWN, 3/7/20

R: 4 vs. GEORGETOWN, 3/7/20

2B: 2 AT OHIO STATE, 4/27/19

3B: 1 vs. GRAND VIEW, 3/3/20

HR: 2 vs. UC IRVINE, 5/3/19

RBI: 5, 2X, LAST VS. GEORGETOWN, 3/7/20

BB: 4 vs. MINNESOTA, 4/9/21

SB: 2 vs. CHICAGO STATE, 3/20/19

SEASON HIGHLIGHTS

- Returned to the lineup April 2 at Michigan after missing the first six weeks of the season after undergoing surgery for a broken hamate bone on Feb. 15... has started 29 games -- 22 at second base, five as the designated hitter and two at first base... hitting .324 (34-of-105) with four doubles, two home runs, 20 runs and 13 RBIs... has 12 multi-hit games since returning in earnest on April 2 (10 2-hit, two 3-hit)... hit .400 (4-of-10) with four runs scored in sweep of Indiana (5/19/21)... went 2-for-3 with two walks in series finale at Michigan State (5/15)... hit a team-best .455 (5-of-11) in series against Purdue (5/6-8)... went 3-for-4 with an RBI in the series opener... hit a solo home run -- the game's only run -- in Iowa's 1-0 series-opening win at Nebraska (4/29)... hit .417 (5-of-12) with four RBIs and three runs scored in series win at No. 8 Rutgers (4/22-24)... went 2-for-4 with a double and two-run homer in game one (4/22) and 3-for-4 with two RBIs in series finale (4/24)... tallied his fourth straight two-hit game at Milwaukee (4/12), finishing 2-for-4 with a walk and run scored... hit a team-best .429 (6-of-14) with three RBIs against Illinois (4/9-10) with three straight multi-hit games and drove in a run in all three contests... hit .333 (3-for-9) with two doubles and two runs scored... went 2-for-3 with a double and two runs scored in series finale at Michigan (4/3)... appeared briefly March 11 at UC Irvine (3/11).
- Third-team All-Big Ten selection as a junior... .314 career hitter... team's best overall hitter... started 41 games as a junior after hitting .296 with nine doubles, five home runs and 21 RBIs.
- Hit .400 (24-of-60) with a team-best 21 RBIs and 19 runs scored in 2020... elected to return to school despite getting a free agent opportunity with the St. Louis Cardinals.
- First-team All-American in 2018 at Kirkwood CC.

CAREER STATS

YEAR	AVG.	G-GS	AB	R	H	2B	3B	HR	RBIS	BB	HBP	SO	SB-A
2019	.307	52-50	199	32	61	8	0	5	31	22	2	25	5-5
2020	.400	15-15	60	19	24	3	1	2	21	5	2	7	2-3
2021	.296	44-41	162	25	48	9	0	5	21	22	5	23	1-1
2022	.324	29-29	105	20	34	4	0	2	13	20	3	14	1-2
TOTALS	.317	140-35	526	96	167	24	1	14	86	69	12	69	9-11

Instagram: [UIBaseball](#)



Twitter: [@UIBaseball](#)



Facebook: [iowabaseball](#)

12 BEN TALLMAN

RS So. • C • 6-0 • 205 • R/R

Billings, Mont. • NIACC • North Dakota State • Billings West HS



2022 GAME-BY-GAME STATS

#12 Ben Tallman - 35 games (All games)

Date	Opponent	Pos	AB	R	H	RBI	2B	3B	HR	BB	SB	CS	HBP	SAC	SF	GDP	K	PO	A	E	Avg
Feb 18	vs Air Force	c	1	0	0	0	0	0	0	0	0	0	0	0	0	0	0	5	0	0	.000
Mar 01	LORAS COLLEGE	c	0	0	0	0	0	0	0	0	0	0	0	0	0	0	0	2	1	0	.000
Mar 02	CORNELL COLLEGE	*c	2	0	0	0	0	0	0	1	0	0	0	0	0	0	1	10	0	0	.000
Mar 05	vs Texas A&M	*c	4	2	3	0	1	0	0	0	0	0	0	0	0	0	1	12	0	0	.429
Mar 06	vs Washington State	ph/c	2	0	0	0	0	0	0	0	0	0	0	0	0	0	2	5	0	0	.333
Mar 11	at UC Irvine	*c	2	0	0	0	0	0	0	0	0	0	0	0	0	0	2	7	0	0	.273
Mar 19	TEXAS TECH	*c	1	0	0	0	0	0	0	0	0	0	0	0	0	0	0	2	0	0	.250
Mar 20	TEXAS TECH	*c	2	1	1	0	0	0	0	1	0	0	0	0	0	0	1	17	0	0	.286
Mar 21	ST. THOMAS	*c	0	0	0	0	0	0	0	0	0	0	0	0	0	0	0	3	0	0	.286
Mar 25	CENTRAL MICHIGAN	*c	3	1	1	0	0	0	0	1	0	0	0	0	0	0	2	10	0	0	.294
Mar 27	CENTRAL MICHIGAN	*c	2	0	0	0	0	0	2	0	0	0	0	0	0	0	1	14	0	0	.263
Apr 02	at Michigan-1	*c	4	1	1	1	0	0	0	1	0	0	0	0	0	0	3	10	1	0	.261
Apr 02	at Michigan-2	*c	0	0	0	0	0	0	0	0	0	0	0	0	0	0	0	1	1	0	.261
Apr 03	at Michigan	*c	4	0	2	2	1	0	0	0	0	0	1	0	0	0	1	16	0	0	.296
Apr 06	at Bradley	*c	2	1	0	0	0	0	0	1	0	0	0	0	0	0	0	15	1	0	.276
Apr 09	ILLINOIS-1	*c	2	0	0	0	0	0	0	1	0	0	0	0	0	0	1	11	0	0	.258
Apr 09	ILLINOIS-2	*c	1	0	0	0	0	0	0	0	0	0	0	0	0	0	0	6	0	0	.250
Apr 10	ILLINOIS	*c	3	2	1	1	0	0	1	1	0	0	0	0	0	0	0	9	0	0	.257
Apr 12	at Milwaukee	*c	3	1	2	2	1	0	0	1	0	0	0	0	0	0	0	5	0	0	.289
Apr 15	MINNESOTA	*c	4	2	3	1	1	0	0	0	0	0	0	0	0	0	0	14	0	0	.333
Apr 16	MINNESOTA	*c	4	0	2	1	0	0	0	0	0	0	0	0	0	0	2	12	1	0	.348
Apr 17	MINNESOTA	*c	5	1	2	1	0	0	0	0	0	0	0	0	0	0	2	8	0	0	.353
Apr 19	BRADLEY	*c	3	1	0	1	0	0	0	1	0	0	0	0	1	1	2	5	2	0	.333
Apr 22	at Rutgers	*c	4	0	0	0	0	0	0	0	0	0	0	0	0	0	3	13	0	0	.310
Apr 23	at Rutgers	*c	2	1	0	1	0	0	0	1	0	0	1	0	0	0	1	4	1	0	.300
Apr 24	at Rutgers	*c	2	0	0	0	0	0	0	0	0	0	0	0	0	0	2	4	0	0	.290
Apr 29	at Nebraska	*c	4	0	0	0	0	0	0	0	0	0	0	0	0	0	2	6	2	0	.273
May 1	at Nebraska-1	*c	2	0	0	0	0	0	0	0	0	0	0	0	0	0	1	7	1	0	.265
May 1	at Nebraska-2	*c	4	0	1	0	1	0	0	0	0	0	0	0	0	0	2	10	1	0	.264
May 03	ILLINOIS STATE	pr/c	1	0	0	0	0	0	0	0	0	0	0	0	0	0	1	2	0	0	.260
May 06	PURDUE	*c	4	0	1	0	0	0	0	0	0	0	0	0	0	0	1	4	0	0	.260
May 07	PURDUE	*c	1	0	0	0	0	0	0	0	0	0	0	0	0	0	1	6	0	0	.256
May 13	at Michigan State	*c	3	0	0	0	0	0	0	0	0	0	0	1	0	0	3	9	0	0	.247
May 15	at Michigan State	*c	0	0	0	0	0	0	0	0	0	0	0	0	0	0	0	3	0	0	.247
May 19	INDIANA	*c	1	0	0	0	0	0	0	0	0	0	0	0	0	0	1	1	0	0	.244
Totals			82	14	20	11	5	0	1	12	0	0	2	1	1	1	39	268	12	0	.244

On base pct. .351 • Slugging pct. .341

CAREER HIGHS

AB: 5 vs. MINNESOTA, 4/17/22

H: 3, 2X, LAST vs. MINNESOTA, 4/15/22

R: 2, 3X, LAST vs. MINNESOTA, 4/15/22

2B: 1, 5X, LAST AT NEBRASKA, 5/1/22

3B: --

HR: 1 vs. ILLINOIS, 4/10/22

RBI: 2, 2X, LAST AT MILWAUKEE, 4/12/22

BB: 2 vs. CENTRAL MICHIGAN, 3/27/22

SB: --

SEASON HIGHLIGHTS

- Has started 26 games at catcher and appeared in 35 contests... hitting .244 (20-of-82) with 14 runs and 11 RBIs... hit a blistering .538 (7-of-13) with three RBIs and three runs scored in sweep of Minnesota (4/15-17) with three multi-hit games... went 3-for-4 with a double and two runs scored in series opener, 2-for-4 with the go-ahead RBI single in game two and 2-for-5 with the game-tying RBI single in the series finale... finished 2-for-3 with a two-run double in road win at Milwaukee (4/12)... went 1-for-3 with a solo home run -- a 458-foot blast to left field -- and scored two runs in series finale against Illinois (4/10)... hit .375 (3-for-8) with three RBIs in series win at Michigan (4/2-3)... went 2-for-4 with a double and two RBIs in series finale... had a career-high three hits, going 3-for-4 with a double and two runs scored against Texas A&M (3/5) at the Frisco Classic... made his first career start against Cornell College (3/2)... made his Hawkeye debut against Air Force (2/18).
- Reserve catcher... has played the past two seasons at North Dakota State and NIACC.
- Father, Stephen, played collegiate baseball at Stanford and in Orioles organization.

CAREER STATS

YEAR	AVG.	G-GS	AB	R	H	2B	3B	HR	RBIS	BB	HBP	SO	SB-A
2022	.244	35-26	82	14	20	5	0	1	11	12	2	39	0-0
TOTALS	.244	35-26	82	14	20	5	0	1	11	12	2	39	0-0

Instagram: [UIBaseball](#)



Twitter: [@UIBaseball](#)



Facebook: [iowabaseball](#)

13 MITCH WOOD

Fr. • IF • 6-2 • 205 • R/R
Ottumwa, Iowa • Ottumwa HS



2022 GAME-BY-GAME STATS

#13 Mitch Wood - 10 games (All games)

Date	Opponent	Pos.	AB	R	H	RBI	2B	3B	HR	BB	SB	CS	HBP	SAC	SF	GDP	K	PO	A	E	Avg
Mar 02	CORNELL COLLEGE	ph/3b	2	0	0	0	0	0	0	0	0	0	0	0	0	1	0	0	0	0	.000
Mar 19	TEXAS TECH	3b	1	0	0	0	0	0	0	0	0	0	0	0	0	0	0	0	0	0	.000
Mar 26	CENTRAL MICHIGAN	3b	2	0	0	0	0	0	0	0	0	0	0	0	0	0	2	1	0	0	.000
Apr 12	at Milwaukee	pr/3b	1	1	0	0	0	0	0	0	1	0	0	0	0	0	0	0	0	0	.000
Apr 16	MINNESOTA	*3b	4	0	0	0	0	0	0	0	0	0	0	0	0	0	1	1	2	0	.000
Apr 23	at Rutgers	ph	1	0	0	0	0	0	0	0	0	0	0	0	0	1	0	0	0	0	.000
May 08	PURDUE	ph	1	0	0	0	0	0	0	0	0	0	0	0	0	0	0	0	0	0	.000
May 14	at Michigan State	ph	1	1	1	1	0	0	0	0	0	0	0	0	0	0	0	0	0	0	.077
May 19	INDIANA	ph	1	0	0	0	0	0	0	0	0	0	0	0	0	0	0	0	0	0	.071
May 20	INDIANA	ph/3b	1	0	0	0	0	0	0	0	0	0	0	0	0	0	1	0	0	0	.067
Totals		1gs	15	2	1	1	0	0	0	0	1	0	0	0	0	2	4	2	2	0	.067

On base pct. .067 • Slugging pct. .067

CAREER-HIGHS

AB: 4 vs. MINNESOTA, 4/16/22
H: 1 at MICHIGAN STATE, 5/14/22
R: 1, 2X, LAST at MICHIGAN STATE, 5/14/22
2B: --
3B: --
HR: --
RBIs: 1 at MICHIGAN STATE, 5/14/22
BB: --
SB: 1 at MILWAUKEE, 4/12/22

SEASON HIGHLIGHTS

- Collected his first hit, a pinch-hit RBI single in game two at Michigan State (5/14)... made his first career start (at third base) against Minnesota (4/16)... scored a run and stole a base at Milwaukee (4/12)... made his Hawkeye debut against Cornell College (3/1).
- Rated as the No. 60 incoming recruit in the Big Ten by Perfect Game... ranked as a top-500 player nationally by Perfect Game.

CAREER STATS

YEAR	AVG.	G-GS	AB	R	H	2B	3B	HR	RBIS	BB	HBP	SO	SB-A
2022	.067	10-1	15	2	1	0	0	0	1	0	0	4	1-1
TOTALS	.067	10-1	15	2	1	0	0	0	1	0	0	4	1-1



14 BRODY BRECHT

Fr. • RHP • 6-4 • 205 • R/R
Ankeny, Iowa • Ankeny HS



2022 GAME-BY-GAME STATS

#14 Brody Brecht - 16 appearances (All games)

Date	Opponent	GS	IP	H	R	ER	BB	SO	2B	3B	HR	WP	BK	HBP	IBB	Score	W-L	Sv	ERA	NP
Feb 19	vs Ball State		4.0	0	0	0	3	7	0	0	0	0	1	0	0	11-1	1-0	0	0.00	57
Feb 27	vs Wichita State		1.2	3	2	1	2	4	0	0	0	1	2	1	0	7-8	1-1	0	1.59	43
Mar 02	CORNELL COLLEGE		1.0	0	0	0	0	2	0	0	0	0	0	0	0	8-0	1-1	0	1.35	14
Mar 05	vs Texas A&M		0.1	2	5	2	2	1	0	0	0	1	0	0	0	3-7	1-2	0	3.86	26
Mar 15	at San Diego State		1.0	0	1	1	2	0	0	0	0	0	0	0	0	6-4	1-2	0	4.50	22
Mar 21	ST. THOMAS		0.2	2	2	1	1	1	0	0	0	0	1	0	0	6-5	1-2	0	5.19	16
Mar 26	CENTRAL MICHIGAN		2.0	1	0	0	2	4	0	0	0	1	0	0	0	1-10	1-2	0	4.22	38
Apr 06	at Bradley		2.0	0	0	0	0	6	0	0	0	0	0	0	0	9-8	1-2	0	3.55	25
Apr 09	ILLINOIS-2		1.0	0	0	0	2	2	0	0	0	1	0	0	0	5-7	1-2	0	3.29	25
Apr 12	at Milwaukee		1.1	0	0	0	0	3	0	0	0	0	0	1	0	16-2	1-2	0	3.00	22
Apr 19	BRADLEY		2.0	0	0	0	1	1	0	0	0	0	0	0	0	15-8	1-2	0	2.65	27
Apr 24	at Rutgers		1.0	1	1	0	1	3	0	0	0	2	0	0	0	4-10	1-2	0	2.50	34
Apr 26	WESTERN ILLINOIS		1.0	0	0	0	2	2	0	0	0	0	0	0	0	11-1	1-2	0	2.37	24
May 03	ILLINOIS STATE		2.0	2	1	0	2	4	0	0	0	0	0	0	0	1-2-3	1-3	0	2.14	36
May 07	PURDUE		1.0	1	1	1	1	2	1	0	0	2	0	0	0	6-10	1-3	0	2.45	25
May 15	at Michigan State		0.1	0	1	0	2	2	0	0	0	2	0	0	0	8-11	1-3	0	2.42	25
Totals		0	22.1	12	14	6	23	44	1	0	0	10	4	2	1	118-95	1-3	0	2.42	-

CAREER-HIGHS

IP: 4.0 vs. BALL STATE, 2/19/22

SO: 7 vs. BALL STATE, 2/19/22

BB: 3 vs. BALL STATE, 2/19/22

SEASON HIGHLIGHTS

- Big Ten All-Freshman team selection... has top fastball on team (100+ mph)... is 1-3 with a 2.42 ERA in 16 relief appearances... has 44 strikeouts to 23 walks over 22 1/3 innings... has allowed one earned run in his last 10 outings, spanning 13 1/3 innings with 28 strikeouts... tossed two shutout innings in the win over Bradley (4/19)... struck out three in 1 1/3 innings of relief at Milwaukee (4/12)... struck out all six batters in two innings at Bradley (4/6)... had four strikeouts over two innings against Central Michigan (3/26)... pitched a 1-2-3 seventh against Cornell College, hitting 101, 101 and 100 on his first three "official" pitches at Duane Banks Field in a combined shutout... notched his first career victory, tossing four innings of scoreless, hitless relief against Ball State (2/19)... fanned seven batters.
- Rated as the top incoming recruit in the Big Ten and the No. 9 recruit nationally by Perfect Game... ranked as the No. 1 prospect in the Big Ten for the 2024 MLB Draft by Perfect Game... ranked as the No. 4 impact freshman in the Big Ten by D1Baseball.com.
- Iowa Gatorade Player of the Year and first-team Elite All-State honoree... went 10-0 with a 0.57 ERA with 126 strikeouts as a senior.
- Dual-sport athlete as he is a wide receiver on the Iowa football team, where he redshirted in 2021.

CAREER STATS

YEAR	ERA	W-L	APP	GS	CG	SHO	SV	IP	H	R	ER	BB	SO
2022	2.42	1-3	16	0	0	0/1	0	22.1	12	14	16	23	44
TOTALS	2.42	1-3	16	0	0	0/1	0	22.1	12	14	16	23	44



16 TY SNEP

RS So. • C • 6-2 • 225 • L/R
Lake Zurich, Ill. • Lake Zurich HS



2022 GAME-BY-GAME STATS

#16 Ty Snep - 14 games (All games)

Date	Opponent	Pos	AB	R	H	RBI	2B	3B	HR	BB	SB	CS	HBP	SAC	SF	GDP	K	PO	A	E	Avg
Feb 18	vs Air Force	*dh	3	1	1	0	0	0	0	2	0	0	0	0	0	0	1	0	0	0	.333
Feb 19	vs Ball State	*dh	4	1	1	0	0	0	0	0	0	0	0	0	0	0	2	0	0	0	.286
Feb 20	vs Bucknell	*dh	3	0	0	0	0	0	0	0	0	0	0	0	0	0	1	0	0	0	.200
Feb 25	vs Pepperdine	*dh	4	0	1	1	0	0	0	0	0	0	0	0	0	0	0	1	0	0	.214
Feb 27	vs Wichita State	*dh	3	0	0	1	0	0	0	0	0	0	0	0	1	0	2	0	0	0	.176
Mar 01	LORAS COLLEGE	*dh	2	0	0	0	0	0	0	0	0	0	0	0	0	0	0	0	0	0	.158
Mar 05	vs Texas A&M	pr/dh	1	0	0	0	0	0	0	0	0	0	0	0	0	0	0	0	0	0	.150
Mar 06	vs Washington State	pr	1	0	0	0	0	0	0	0	0	0	0	0	0	0	0	0	0	0	.143
Mar 11	at UC Irvine	ph	1	0	1	0	0	0	0	0	0	0	0	0	0	0	0	0	0	0	.182
Mar 12	at UC Irvine	*dh	4	0	2	0	0	0	0	0	0	0	0	0	0	0	1	0	0	0	.231
Mar 19	TEXAS TECH	*dh	3	0	1	1	0	0	0	0	0	0	0	0	0	0	1	0	0	0	.241
Mar 20	TEXAS TECH	*dh	1	0	0	0	0	0	0	0	0	0	0	0	0	0	1	0	0	0	.233
Apr 02	at Michigan-1	*dh	1	1	0	0	0	0	0	2	0	0	0	0	0	0	1	0	0	0	.226
Apr 02	at Michigan-2	*dh	3	0	1	0	0	0	0	0	0	0	0	0	0	0	0	0	0	0	.235
Totals			11gs	34	3	8	3	0	0	4	0	0	0	0	1	1	11	0	0	0	.235

On base pct. .308 • Slugging pct. .235

CAREER-HIGHS

AB: 5 AT PURDUE, 4/3/21
H: 2, 3X, LAST AT UC IRVINE, 3/12/22
R: 2 VS. NEBRASKA, 3/21/21
2B: 1, 3X, LAST VS. OHIO STATE, 3/12/21
3B: --
HR: 1, 3X, LAST AT OHIO STATE, 3/27/21
RBIs: 3 VS. NEBRASKA, 3/21/21
BB: 3 VS. NEBRASKA, 3/21/21
SB: --

SEASON HIGHLIGHTS

- Team captain... has started 11 games as the designated hitter... has missed various weekends -- and hasn't played since April 2 -- with a back injury... hitting .235 (8-of-34) with three RBIs and three runs scored... went 2-for-4 in game two at UC Irvine (3/12).
- Started 12 games in 2021, hitting .324 with three home runs and eight RBIs before going down with a back injury... expected to be one of the team's primary designated hitters.


CAREER STATS

YEAR	AVG.	G-GS	AB	R	H	2B	3B	HR	RBIS	BB	HBP	SO	SB-A
2020	.286	4-1	7	2	2	1	0	0	1	0	0	0	0-0
2021	.324	15-12	37	5	12	2	0	3	8	12	0	12	0-0
2022	.235	14-11	34	3	8	0	0	0	3	4	0	11	0-0
TOTALS	.282	33-24	78	10	22	3	0	3	12	16	0	23	0-0



17 ANDY NELSON

So. • UTIL • 6-0 • 195 • R/R
Winfield, Ill. • Wheaton North HS



2022 GAME-BY-GAME STATS

#17 Andy Nelson - 18 games (All games)

Date	Opponent	Pos	AB	R	H	RBI	2B	3B	HR	BB	SB	CS	HBP	SAC	SF	GDP	K	PO	A	E	Avg
Feb 18	vs Air Force	*3b	5	2	2	0	1	0	0	0	1	0	0	0	0	0	2	0	0	0	.400
Feb 19	vs Ball State	*3b	3	0	1	0	0	0	0	1	0	0	0	0	0	0	2	2	0	0	.375
Feb 20	vs Bucknell	ph	1	0	0	0	0	0	0	0	0	0	0	0	0	0	0	0	0	0	.333
Feb 26	at AM Corpus Christi	*3b	3	0	0	0	0	0	0	0	0	0	0	0	0	0	2	0	3	2	.250
Mar 01	LORAS COLLEGE	ph	1	1	1	0	0	0	0	0	0	0	0	0	0	0	0	0	0	0	.308
Mar 02	CORNELL COLLEGE	*3b/2b	4	0	2	1	1	0	0	0	0	0	0	0	0	0	1	0	0	0	.353
Mar 05	vs Texas A&M	*2b	3	1	1	0	0	0	0	0	0	0	0	0	0	0	1	1	2	0	.350
Mar 20	TEXAS TECH	*3b	4	1	1	3	0	0	1	0	0	0	0	0	0	0	3	0	0	1	.333
Mar 21	ST. THOMAS	*3b	4	0	1	0	1	0	0	0	0	0	0	0	0	0	1	0	4	0	.321
Mar 25	CENTRAL MICHIGAN	*3b	1	1	0	0	0	0	2	0	0	0	1	0	0	0	1	2	1	0	.310
Mar 26	CENTRAL MICHIGAN	*3b	2	0	0	0	0	0	0	0	0	0	0	0	0	0	2	1	1	0	.290
Mar 27	CENTRAL MICHIGAN	*3b	4	1	1	0	0	0	0	0	0	0	0	0	0	0	2	0	2	0	.286
Apr 02	at Michigan-1	*3b	5	1	1	0	1	0	0	0	0	0	0	0	0	0	2	1	2	0	.275
Apr 02	at Michigan-2	*3b	4	0	0	0	0	0	0	0	0	0	0	0	0	0	1	0	3	0	.250
Apr 06	at Bradley	*3b	5	1	3	0	0	0	1	1	0	0	0	0	0	0	0	1	1	1	.286
Apr 09	ILLINOIS-1	*3b	4	0	0	0	0	0	0	0	0	0	0	0	0	0	2	1	2	0	.264
Apr 09	ILLINOIS-2	pr/3b	1	1	0	0	0	0	0	0	0	0	0	0	0	0	0	0	0	0	.259
May 08	PURDUE	ph	1	0	0	0	0	0	0	0	0	0	0	0	0	0	1	0	0	0	.255
Totals		14gs	55	10	14	4	4	0	1	4	2	0	0	1	0	0	23	9	21	4	.255

On base pct. .305 • Slugging pct. .382

CAREER-HIGHS

AB: 5, 3X, LAST AT BRADLEY, 4/6/22

H: 3 AT BRADLEY, 4/6/22

R: 2 VS. AIR FORCE, 2/18/22

2B: 1, 4X, LAST AT MICHIGAN, 4/2/22

3B: --

HR: 1 VS. TEXAS TECH, 3/20/22

RBI: 3 VS. TEXAS TECH, 3/20/22

BB: 2 VS. CENTRAL MICHIGAN, 3/25/22

SB: 1, 2X, LAST AT BRADLEY, 4/6/22

SEASON HIGHLIGHTS

• Best athlete on the team... runs a 6.4 60-yard dash... has the team's best infield arm... has started 14 games -- 13 at third base and one at second base... hitting .255 (14-of-55) with 10 runs scored and four RBIs... has three multi-hit games (2 two-hit, 1 three-hit)... returned to action as a pinch hitter against Purdue (5/8) after missing a month with a hamstring injury... left the Illinois game (4/9) after reagravating a hamstring injury... had a career-high three hits, finishing 3-for-5 at Bradley (4/6)... hit a two-run homer -- the first of his career -- and drove in three runs in Iowa's 6-3 win over No. 12 Texas Tech (3/20)... went 2-for-4 with a double and RBI against Cornell College (3/2)... went 2-for-5 with a doubles and two runs scored in 12-2 win over Air Force (2/18).

CAREER STATS

YEAR	AVG.	G-GS	AB	R	H	2B	3B	HR	RBIS	BB	HBP	SO	SB-A
2021	.091	13-1	11	4	1	0	0	0	0	1	1	5	0-0
2022	.255	18-14	55	10	14	4	0	1	4	4	0	23	2-2
TOTALS	.227	31-15	66	14	15	4	0	1	4	5	1	28	2-2

Instagram: [UIBaseball](#)



Twitter: [@UIBaseball](#)



Facebook: [iowabaseball](#)

18 WESTON FULK

Fr. • LHP/1B • 6-4 • 220 • R/L
Ankeny, Iowa • Ankeny HS



2022 GAME-BY-GAME STATS

CAREER-HIGHS

AB: --
H: --
R: --
2B: --
3B: --
HR: --
RBIs: --
BB: --
SB: --

PITCHING
IP: --
SO: --
BB: --

SEASON HIGHLIGHTS

• Two-way player as a first baseman and LHP... rated as the No. 64 incoming recruit in the Big Ten by Perfect Game... high school teammate of Brody Brecht.

CAREER STATS

YEAR	AVG.	G-GS	AB	R	H	2B	3B	HR	RBIS	BB	HBP	SO	SB-A
2022	-	-	-	-	-	-	-	-	-	-	-	-	-
TOTALS	-	-	-	-	-	-	-	-	-	-	-	-	-

YEAR	ERA	W-L	APP	GS	CG	SHO	SV	IP	H	R	ER	BB	SO
2022	-	-	-	-	-	-	-	-	-	-	-	-	-
TOTALS	-	-	-	-	-	-	-	-	-	-	-	-	-

Instagram: [UIBaseball](#)



Twitter: [@UIBaseball](#)



Facebook: [iowabaseball](#)

19 BEN WILMES

Fr. • IF • 6-0 • 175 • R/R
Johnston, Iowa • Johnston HS



2022 GAME-BY-GAME STATS

#19 Ben Wilmes - 30 games (All games)

Date	Opponent	Pos	AB	R	H	RBI	2B	3B	HR	BB	SB	CS	HBP	SAC	SF	GDP	K	PO	A	E	Avg
Feb 19	vs Ball State	2b	0	0	0	0	0	0	0	0	0	0	0	0	0	0	0	0	0	0	.000
Mar 02	CORNELL COLLEGE	*2b/ss	3	1	1	1	0	0	0	1	0	0	0	0	0	0	0	1	2	0	.333
Mar 06	vs Washington State	*2b	1	0	0	0	0	0	0	1	0	0	0	0	0	0	0	1	1	0	.250
Mar 11	at UC Irvine	pr/2b	0	0	0	0	0	0	0	0	0	0	0	0	0	0	0	0	0	0	.250
Mar 15	at San Diego State	*2b	4	0	0	0	0	0	0	1	0	0	0	0	0	0	2	0	3	0	.125
Mar 20	TEXAS TECH	*2b	1	1	0	0	0	0	0	1	0	0	0	1	0	0	0	1	0	0	.111
Mar 21	ST. THOMAS	*2b	2	1	1	0	0	0	0	1	1	0	0	1	0	0	0	0	1	1	.182
Mar 26	CENTRAL MICHIGAN	2b	2	0	1	0	0	0	0	0	0	0	0	0	0	0	0	1	0	1	.231
Apr 02	at Michigan-1	pr	0	1	0	0	0	0	0	0	0	0	0	0	0	0	0	0	0	0	.231
Apr 02	at Michigan-2	pr	0	0	0	0	0	0	0	0	1	0	0	0	0	0	0	0	0	0	.231
Apr 06	at Bradley	pr	0	0	0	0	0	0	0	0	0	0	0	0	0	0	0	0	0	0	.231
Apr 09	ILLINOIS-2	3b	3	0	1	1	1	0	0	0	0	0	1	0	0	0	2	1	1	0	.250
Apr 10	ILLINOIS	*3b	2	1	0	0	0	0	0	2	0	0	0	0	0	0	0	0	0	0	.222
Apr 12	at Milwaukee	*3b/2b	4	1	1	2	0	0	0	1	0	0	0	0	0	0	0	0	3	0	.227
Apr 15	MINNESOTA	*3b	3	2	1	0	0	0	0	1	0	0	0	0	0	0	0	1	1	2	.240
Apr 17	MINNESOTA	*3b	4	1	2	2	0	0	0	0	0	0	0	0	0	0	1	1	0	0	.276
Apr 19	BRADLEY	*3b	1	0	0	0	0	0	0	1	0	0	0	0	0	0	0	1	0	1	.267
Apr 23	at Rutgers	2b	1	0	0	0	0	0	0	0	0	0	0	0	0	0	0	1	0	1	.258
Apr 26	WESTERN ILLINOIS	3b	1	0	0	0	0	0	0	0	0	0	0	0	0	0	0	0	2	0	.250
May 1	at Nebraska-1	ph/2b	1	0	0	0	0	0	0	0	0	0	0	0	0	0	0	0	1	0	.242
May 03	ILLINOIS STATE	pr/2b	1	0	1	0	0	0	0	1	2	0	0	0	0	0	0	2	3	0	.265
May 06	PURDUE	*of	3	0	1	2	0	0	0	0	0	0	1	0	0	0	1	2	0	0	.270
May 07	PURDUE	*of	3	1	0	0	0	0	0	1	0	0	0	0	0	0	0	1	1	0	.250
May 08	PURDUE	*of	4	1	1	2	0	0	0	1	0	0	0	0	0	0	0	1	0	0	.250
May 13	at Michigan State	*of/3b	5	1	1	0	0	0	0	0	0	0	0	0	0	0	0	2	1	0	.245
May 14	at Michigan State	*of/3b	5	1	1	2	1	0	0	0	0	0	0	0	0	2	0	2	2	0	.241
May 15	at Michigan State	*3b	3	2	0	1	0	0	0	1	0	0	2	0	0	0	0	1	2	0	.228
May 19	INDIANA	pr/3b	4	4	3	2	0	0	0	0	0	0	0	0	0	0	0	1	0	1	.262
May 20	INDIANA	*3b/2b	4	2	1	0	0	0	0	1	0	0	0	0	0	0	0	1	0	2	.260
May 21	INDIANA	*2b	3	0	0	0	0	0	0	1	0	0	0	0	0	0	2	1	3	0	.250
Totals		18gs	68	21	17	15	2	0	0	16	4	0	4	2	0	2	15	17	32	3	.250

On base pct. .420 • Slugging pct. .279

CAREER HIGHS

AB: 5, 2X, LAST AT MICHIGAN STATE, 5/14/22
 H: 3 vs. INDIANA, 5/19/22
 R: 4 vs. INDIANA, 5/19/22
 2B: 1, 2X, LAST AT MICHIGAN STATE, 5/14/22
 3B: --
 HR: --
 RBIs: 2, 6X, LAST vs. INDIANA, 5/19/22
 BB: 2 vs. ILLINOIS, 4/10/22
 SB: 2 vs. ILLINOIS STATE, 5/3/22

SEASON HIGHLIGHTS

- Has started 18 games -- six at second base, seven at third base and five in left field -- and appeared in 30 contests... hitting .250 (17-of-68) with 21 runs and 15 RBIs... hit .364 (4-of-11) with six runs against Indiana (5/19-21)... went 3-for-4 with four runs and two RBIs in series opener against Hoosiers (5/19)... drove in four runs during the Purdue series (5/6-8)... went 1-for-3 with two RBIs in game one and 1-for-4 with two RBIs in game three... hit .429 (3-of-7) with three runs and two RBIs against Minnesota (4/15-17)... tallied his first career multi-hit game, finishing 2-for-4 with two RBIs in series finale against the Gophers (4/17)... went 1-for-4 and drove in a pair of runs in road win at Milwaukee (4/12)... had his first extra base hit -- a double -- in game two against Illinois (4/9)... went 1-for-2 with a run and steal against St. Thomas (3/21)... made his first career start against Cornell College (3/2), finishing 1-for-3 with a run and RBI -- his firsts in all three categories... made his Hawkeye debut against Ball State (2/19).
- Rated as the No. 70 incoming recruit in the Big Ten by Perfect Game... three-time all-state selection... Des Moines Register All-Iowa Elite Team honoree... holds Johnston and Iowa state record, scoring 75 runs as a senior... grandson of legendary Grand View head coach, Lou Yacinich, and cousin of former Hawkeye Jake Yacinich.

CAREER STATS

YEAR	AVG.	G-GS	AB	R	H	2B	3B	HR	RBIS	BB	HBP	SO	SB-A
2022	.250	30-18	68	21	17	2	0	0	15	16	4	15	4-4
TOTALS	.250	30-18	68	21	17	2	0	0	15	16	4	15	4-4

Instagram: [UIBaseball](#)



Twitter: [@UIBaseball](#)



Facebook: [iowabaseball](#)

20 MARCUS MORGAN

Fr. • RHP • 6-2 • 200 • R/R
Iowa City, Iowa • Iowa City West HS



2022 GAME-BY-GAME STATS

#20 Marcus Morgan - 10 appearances (All games)

Date	Opponent	GS	IP	H	R	ER	BB	SO	2B	3B	HR	WP	BK	HBP	IBB	Score	W-L	Sv	ERA	NP
Feb 20	vs Bucknell	*	4.0	1	0	0	3	6	0	0	0	0	0	1	0	3-0	0-0	0	0.00	71
Feb 27	vs Wichita State	*	3.2	3	5	5	6	0	0	2	0	0	0	0	0	7-8	0-0	0	5.87	87
Mar 06	vs Washington State	*	2.1	5	3	3	2	1	0	0	0	3	0	0	0	6-5	0-0	0	7.20	49
Mar 15	at San Diego State		1.0	3	0	0	0	3	0	0	0	0	0	0	0	6-4	0-0	0	6.55	17
Mar 21	ST. THOMAS		2.0	2	1	1	0	3	0	1	0	1	0	0	0	6-5	0-0	0	6.23	30
Mar 26	CENTRAL MICHIGAN		1.0	1	2	0	2	3	0	0	0	1	0	0	0	1-10	0-0	0	5.79	27
Apr 06	at Bradley		1.0	1	0	0	2	3	0	0	0	2	0	0	0	9-8	0-0	0	5.40	30
Apr 09	ILLINOIS-2		0.1	1	0	0	1	1	0	0	0	0	0	1	0	5-7	0-0	0	5.28	22
Apr 12	at Milwaukee		0.0	0	2	2	4	0	0	0	0	0	0	0	0	16-2	0-0	0	6.46	27
Apr 19	BRADLEY		0.0	0	2	2	2	0	0	0	0	0	1	0	0	15-8	0-0	0	7.63	14
Totals		3	15.1	17	15	13	21	26	0	1	2	7	0	4	0	74-57	0-0	0	7.63	-

CAREER-HIGHS

IP: 4.0 vs. BUCKNELL, 2/20/22
SO: 6, 2X, LAST vs. WICHITA STATE, 2/27/22
BB: 5 vs. WICHITA STATE, 2/27/22

SEASON HIGHLIGHTS

- Was Iowa's Sunday starter to start the season... first freshman to open the season in the starting rotation under head coach Rick Heller... big velo jump during the fall... sitting in mid-90s with the best off speed pitch on the team (slider)... named D1Baseball.com's Big Ten Preseason Freshman of the Year and the top impact freshman in the conference... is 0-0 with a 7.63 ERA in 10 appearances (three starts), logging 15 1/3 innings... has 26 strikeouts and 21 walks... made first career start against Bucknell (2/20), tossing four shutout innings and fanning six in a no-decision.
- Rated as the 14th-best incoming recruit in the Big Ten and the No.325 recruit nationally by Perfect Game... ranked as the No. 12 player in the Big Ten for the 2024 MLB Draft by Perfect Game... multi-sport athlete... received Division I offers in baseball, basketball and football (quarterback).


CAREER STATS

YEAR	ERA	W-L	APP	GS	CG	SHO	SV	IP	H	R	ER	BB	SO
2022	7.63	0-0	10	3	0	0/1	0	15.1	17	15	13	21	26
TOTALS	7.63	0-0	10	3	0	0/1	0	15.1	17	15	13	21	26



22 TYSON JAMES

So. • RHP • 6-4 • 250 • R/R
Webster Groves, Mo. • Webster Groves HS



2022 GAME-BY-GAME STATS

#22 Tyson James - 2 appearances (All games)

Date	Opponent	GS	IP	H	R	ER	BB	SO	2B	3B	HR	WP	BK	HBP	IBB	Score	W-L	Sv	ERA	NP
Mar 02	CORNELL COLLEGE		1.0	0	0	0	2	2	0	0	0	0	0	0	0	8-0	0-0	0	0.00	21
Apr 12	at Milwaukee		0.2	0	0	0	3	1	0	0	0	2	0	0	0	16-2	0-0	0	0.00	29
Totals		0	1.2	0	0	0	5	3	0	0	0	2	0	0	0	24-2	0-0	0	0.00	-

CAREER-HIGHS

IP: 2.1 vs. ILLINOIS, 5/15/21
SO: 4 vs. ILLINOIS, 5/15/21
BB: 3, 2X, LAST AT MILWAUKEE, 4/12/22

SEASON HIGHLIGHTS

- Is 0-0 with a 0.00 ERA in two appearances... has three strikeouts (to five walks) over 1 2/3 innings... made his season debut against Cornell College, striking out two as part of a combined shutout.
- Made six appearances as a true freshman, all in relief... pitched in the Appalachian League in the summer of 2021.

CAREER STATS

YEAR	ERA	W-L	APP	GS	CG	SHO	SV	IP	H	R	ER	BB	SO
2021	4.50	0-0	6	0	0	0/1	0	6.0	6	5	3	7	8
2022	0.00	0-0	2	0	0	0/1	0	1.2	0	0	0	5	3
TOTALS	3.52	0-0	8	0	0	0/2	0	7.2	6	5	3	12	11

Instagram: [UIBaseball](#)



Twitter: [@UIBaseball](#)



Facebook: [iowabaseball](#)

24 CONNOR SCHULTZ

Graduate Student • RHP • 6-4 • 225 • R/R
Cedar Falls, Iowa • Butler University • Cedar Falls HS



2022 GAME-BY-GAME STATS

#24 Connor Schultz - 14 appearances (All games)

Date	Opponent	GS	IP	H	R	ER	BB	SO	2B	3B	HR	WP	BK	HBP	IBB	Score	W-L	Sv	ERA	NP
Feb 19	vs Ball State	*	4.0	2	1	1	3	9	0	0	0	0	1	1	0	11-1	0-0	0	2.25	80
Feb 26	at AM Corpus Christi	*	5.0	2	1	1	0	7	0	0	1	0	0	0	0	1-2	0-0	0	2.00	65
Mar 13	at UC Irvine	*	0.1	1	2	2	1	1	0	1	0	0	0	0	0	12-10	0-0	0	3.86	16
Mar 19	TEXAS TECH	*	3.0	1	2	1	2	5	0	0	0	1	0	0	0	3-11	0-0	0	3.65	49
Mar 26	CENTRAL MICHIGAN	*	1.0	0	0	0	3	0	0	0	0	0	0	0	0	1-10	0-0	0	3.38	23
Apr 06	at Bradley	*	2.0	0	0	0	0	1	0	0	0	0	0	0	0	9-8	0-0	0	2.93	27
Apr 09	ILLINOIS-1	*	3.0	1	1	1	1	2	0	0	0	0	0	0	0	4-2	0-0	0	2.95	47
Apr 12	at Milwaukee	*	1.0	0	0	0	0	0	0	0	0	0	0	0	0	16-2	1-0	0	2.79	5
Apr 16	MINNESOTA	*	4.2	4	1	1	2	5	0	0	1	0	0	0	0	2-1	1-0	0	2.62	61
Apr 23	at Rutgers	*	8.0	2	0	0	1	6	0	0	0	0	0	0	0	12-2	2-0	0	1.97	85
May 1	at Nebraska-1	*	2.1	5	9	8	4	3	0	0	3	1	0	0	0	1-12	2-1	0	3.93	58
May 07	PURDUE	*	2.2	5	3	3	0	2	1	0	0	0	0	0	0	6-10	2-2	0	4.38	34
May 14	at Michigan State	*	0.2	4	2	2	0	1	0	0	0	0	0	1	0	12-2	2-2	0	4.78	30
May 21	INDIANA	*	2.0	1	1	1	0	3	0	0	1	0	0	0	0	2-1	2-2	0	4.76	29
Totals		8	39.2	28	23	21	17	45	1	1	6	2	1	2	0	92-74	2-2	0	4.76	-

CAREER-HIGHS

IP: 8.0, 2X, LAST AT RUTGERS, 4/23/22
SO: 12 vs. WESTERN ILLINOIS, 2/22/20
BB: 4, 3X, LAST AT NEBRASKA, 5/1/22

SEASON HIGHLIGHTS

- Iowa's Saturday starter to open the season and returned to rotation April 16... graduate transfer from Butler University... five pitch pitcher... healthy after battling a hip injury during 2021 season... is 2-2 with a 4.76 ERA in eight starts (14 appearances)... has 45 strikeouts to 17 walks over 39 2/3 innings... missed two starts -- at Frisco Classic (3/5), at UC Irvine (3/13) -- because of shoulder soreness... went back to the bullpen in the Indiana series (5/19-21)... named Big Ten Pitcher of the Week on April 27 after pitching eight shutout innings in road win at No. 8 Rutgers (4/23)... retired 24 of the 27 batters he faced in eight innings, allowing two hits, walking one and fanning six... needed just 85 pitches to tie his career long outing... logged 4 2/3 innings against Minnesota (4/16), allowing one run on four hits and fanning five... made his third start, logging one inning (needing just five pitches) in win at Milwaukee (4/12)... logged three innings in relief against Illinois (4/9), allowing one run on one hit and striking out a pair... fanned five of three innings in relief against No. 12 Texas Tech (3/19)... allowed one run on two hits and fanned seven without walking a batter in a no-decision at Texas A&M Corpus Christi (2/26)... made his first start as a Hawkeye, tossing four innings, allowing one run on two hits and fanning nine in an 11-1 win over Ball State (2/19)... tallied his 200th career collegiate strikeout in the start.
- Was a weekend starter at Butler and a first-team All-Big East selection in 2019... went 6-1 with a 2.29 ERA in 2019 with 69 strikeouts to 21 walks... was 13-9 with a 3.79 ERA in four collegiate seasons with 193 strikeouts to 51 walks.

CAREER STATS

YEAR	ERA	W-L	APP	GS	CG	SHO	SV	IP	H	R	ER	BB	SO
2018	4.46	3-2	16	1	0	0/0	2	36.1	43	21	18	12	35
2019	2.29	6-1	13	13	1	1/0	0	78.2	70	24	20	21	69
2020	3.04	2-1	4	4	0	0/0	0	23.2	25	9	8	7	26
2021	6.22	2-5	9	9	1	1/0	0	46.1	58	35	32	11	53
2022	4.76	2-2	14	8	0	0/0	0	39.2	28	23	21	17	45
TOTALS	3.97	15-11	56	35	2	2/0	2	224.2	224	112	99	68	238

Instagram: [UIBaseball](#)




Twitter: [@UIBaseball](#)



Facebook: [iowabaseball](#)

25 DYLAN NEDVED

RS Sr. • RHP • 6-2 • 195 • R/R
Shawnee, Kan. • Hutchinson CC • Shawnee Mission NW HS



2022 GAME-BY-GAME STATS

#25 Dylan Nedved - 17 appearances (All games)

Date	Opponent	GS	IP	H	R	ER	BB	SO	2B	3B	HR	WP	BK	HBP	IBB	Score	W-L	Sv	ERA	NP
Feb 20	vs Bucknell		1.1	0	0	0	0	2	0	0	0	0	0	0	0	3-0	0-0	1	0.00	12
Feb 25	vs Pepperdine		1.1	1	1	1	1	2	0	0	0	1	0	1	0	3-1	0-0	2	3.38	33
Feb 27	vs Wichita State		2.2	1	1	1	2	1	0	0	0	1	0	0	0	7-8	0-0	2	3.38	37
Mar 05	vs Texas A&M		4.2	3	2	0	1	9	1	0	0	2	0	1	0	3-7	0-0	2	1.80	71
Mar 12	at UC Irvine	*	7.0	4	2	2	2	4	1	0	0	0	0	3	0	1-2	0-1	2	2.12	94
Mar 20	TEXAS TECH		4.0	1	2	2	0	7	0	0	1	0	0	1	0	6-3	1-1	2	2.57	78
Mar 26	CENTRAL MICHIGAN	*	3.0	4	7	7	3	4	0	0	1	0	0	1	0	1-10	1-2	2	4.88	66
Apr 02	at Michigan-1	*	7.0	4	2	2	4	7	0	0	0	0	0	0	0	8-2	2-2	2	4.35	103
Apr 09	ILLINOIS-1	*	5.0	3	1	1	3	6	0	0	1	0	0	1	0	4-2	3-2	2	4.00	92
Apr 15	MINNESOTA		1.0	1	0	0	0	2	0	0	0	0	0	1	0	9-3	3-2	2	3.89	30
Apr 17	MINNESOTA		4.0	1	0	0	2	3	1	0	0	0	0	0	1	9-3	4-2	2	3.51	47
Apr 22	at Rutgers		1.0	0	0	0	0	1	0	0	0	0	0	0	0	4-1	4-2	3	3.43	8
Apr 24	at Rutgers		4.0	5	3	3	1	1	0	1	0	0	0	1	0	4-10	4-2	3	3.72	57
May 1	at Nebraska-2		4.0	4	2	2	2	3	0	0	0	0	0	0	0	5-3	5-2	3	3.78	54
May 07	PURDUE		3.1	5	3	3	1	4	1	0	1	0	0	2	0	6-10	5-2	3	4.05	75
May 15	at Michigan State		4.1	2	1	1	2	6	1	0	0	1	0	0	0	8-11	5-2	3	3.90	57
May 20	INDIANA	*	6.0	1	0	0	4	6	0	0	0	0	0	0	0	12-0	6-2	3	3.53	93
Totals		5	63.2	40	27	25	28	68	5	1	4	5	0	12	1	93-76	6-2	3	3.53	-

CAREER-HIGHS

AB: 5, 5X, LAST AT INDIANA, 5/2/21
H: 4 vs. MINNESOTA, 4/11/21
R: 3 AT INDIANA, 5/2/21
2B: 2, 2X, LAST AT PURDUE, 4/4/21
3B: 1, 2X, LAST vs. MINNESOTA, 4/11/21
HR: 1 vs. MINNESOTA, 4/11/21
RBIs: 4 vs. GEORGETOWN, 3/7/20

BB: 3 AT MICHIGAN STATE, 5/28/21
SB: 2 vs. ILLINOIS, 5/16/21

PITCHING

IP: 7.0, 2X, LAST AT MICHIGAN, 4/2/22
SO: 9 vs. TEXAS A&M, 3/5/22
BB: 4, 2X, LAST vs. INDIANA, 5/20/22

SEASON HIGHLIGHTS

• Team captain... transitioning solely to the mound after being a two-way player last season... has best command and best change-up on the team... is 6-2 with a 3.53 ERA with three saves in 17 appearances, including five starts... has 68 strikeouts (to 28 walks) over 63 2/3 innings... has 12 career saves, which are tied for eighth-most all-time in school history... currently 10th in the NCAA in fewest hits allowed per nine innings (5.68)... leads the Big Ten in fewest hits allowed (40), third in batting average against (.185), third in fewest runs (27), tied for fifth in fewest earned runs (25), tied for sixth in wins (6), seventh in ERA (3.53) and tied for seventh in strikeouts looking (22)... in leagues games tied for league lead with wins (5), third in ERA (2.72), tied for third in fewest runs/earned runs (12/12), fourth in batting average against (.190), tied for fourth in saves (3), tied for fifth in strikeouts looking (14)... named Big Ten Pitcher of the Week on May 24 after notching his sixth win, allowing one hit and fanning five over six shutout innings against Indiana (5/20)... had 5 1/3 no-hit innings to open the game... allowed one run on two hits and fanned six in 4 1/3 innings of relief at Michigan State (5/15)... notched his fifth win, allowing two runs on four hits over four innings in the series-clinching win at Nebraska (5/1)... logged his third save, getting the final three outs in game one at No. 8 Rutgers (4/22)... returned to a relief role on April 15 for the Minnesota series... earned his fourth win, tossing four shutout innings in relief, allowing one hit and fanning three in series finale against Minnesota (4/17)... tallied his second straight win, allowing one run on three hits over five innings and fanning six against Illinois (4/9)... made his first Friday start and notched his second win, allowing two runs on four hits over seven inning, while fanning seven in the series opener at Michigan (4/2)... tallied his first win, allowing two runs on one hit and fanning seven (without a walk) over four innings against No. 12 Texas Tech (3/20)... notched a quality start in his first career start at UC Irvine (3/12), allowing two runs on four hits over seven innings in the tough-luck 2-1 loss... voted to the Frisco Classic All-Tournament Team... pitched a career-long 4 2/3 innings in relief against Texas A&M (3/5), allowing two unearned runs on three hits and fanning a career-high nine... struck out six straight at one point... named to the Big Ten Preseason Honors List... recorded his second save, fanning two in 1 1/3 innings against Pepperdine (2/25)... notched his first save, getting the final four outs against Bucknell (2/20).

- Went 4-1 with a 4.19 ERA with nine saves over 20 appearances, spanning 34 1/3 innings... nine saves were second in the Big Ten in 2021... rated as the No. 55 reliever in the nation by D1Baseball.com.
- Was a two-way player at Hutchinson CC, earning first-team honors as a shortstop and second-team honors as a pitcher in 2019.

CAREER STATS

YEAR	AVG.	G-GS	AB	R	H	2B	3B	HR	RBIS	BB	HBP	SO	SB-A
2020	.308	12-10	39	10	12	4	0	0	11	4	2	7	1-1
2021	.240	4-38	129	27	31	8	2	1	23	20	5	17	10-11
2022	.000	1-0	0	0	0	0	0	0	0	0	0	0	0-0
TOTALS	.256	52-48	168	37	43	12	2	1	34	24	7	24	11-12

YEAR	ERA	W-L	APP	GS	CG	SHO	SV	IP	H	R	ER	BB	SO
2020	1.35	1-0	5	0	0	0/0	0	6.2	2	1	1	3	7
2021	4.19	4-1	20	0	0	0/1	9	34.1	29	16	16	11	31
2022	3.53	6-2	17	5	0	0/2	3	63.2	40	27	25	28	68
TOTALS	3.61	11-3	42	5	0	0/3	12	104.2	71	44	42	42	106

Instagram: [UIBaseball](#)



Twitter: [@UIBaseball](#)



Facebook: [iowabaseball](#)

26 JARED SIMPSON

RS Jr. • LHP • 6-4 • 205 • L/L
Clinton, Iowa • Missouri • Iowa Western CC • Clinton HS



2022 GAME-BY-GAME STATS

#26 Jared Simpson - 12 appearances (All games)

Date	Opponent	GS	IP	H	R	ER	BB	SO	2B	3B	HR	WP	BK	HBP	IBB	Score	W-L	Sv	ERA	NP
Mar 01	LORAS COLLEGE	*	3.0	5	3	2	1	4	1	0	0	0	0	0	0	1-3	0-1	0	6.00	49
Mar 15	at San Diego State		1.0	0	0	0	2	3	0	0	0	0	0	0	0	6-4	0-1	0	4.50	27
Mar 19	TEXAS TECH		1.1	1	0	0	0	3	0	0	0	0	0	0	0	3-11	0-1	0	3.38	25
Mar 25	CENTRAL MICHIGAN		0.2	0	0	0	2	1	0	0	0	0	0	0	1	7-4	0-1	0	3.00	10
Apr 02	at Michigan-1		1.0	1	0	0	0	1	0	0	0	0	0	0	0	8-2	0-1	0	2.57	15
Apr 06	at Bradley		2.0	1	0	0	2	4	0	0	0	0	0	0	0	9-8	0-1	0	2.00	32
Apr 09	ILLINOIS-2		0.0	0	1	1	0	0	0	0	0	1	0	0	0	5-7	0-1	0	3.00	4
Apr 12	at Milwaukee		1.0	0	0	0	2	1	0	0	0	0	0	0	0	16-2	0-1	0	2.70	30
Apr 19	BRADLEY		1.0	1	1	1	1	2	0	0	0	1	0	0	0	15-8	0-1	0	3.27	26
Apr 26	WESTERN ILLINOIS		1.0	1	0	0	1	1	0	0	0	0	0	0	0	11-1	0-1	0	3.00	18
May 03	ILLINOIS STATE		1.0	1	0	0	0	0	0	0	0	0	0	0	0	2-3	0-1	0	2.77	8
May 20	INDIANA		1.0	1	0	0	0	1	0	0	0	0	0	0	0	12-0	0-1	0	2.57	14
Totals		1	14.0	12	5	4	11	21	1	0	0	2	0	0	1	95-53	0-1	0	2.57	-

CAREER-HIGHS

IP: 3.0, 2X, LAST VS. LORAS COLLEGE, 3/1/22

SO: 4, 2X, LAST AT BRADLEY, 4/6/22

BB: 3 vs. TEXAS A&M, 4/1/21

SEASON HIGHLIGHTS

- Is 0-1 with a 2.57 ERA in 12 appearances (one start)... has 21 strikeouts (to 11 walks) over 14 innings... pitched an inning in the combined shutout win over Indiana (5/20)... punched out four and allowed one hit in two innings at Bradley (4/6)... allowed one hit over 1 1/3 innings and fanned three against No. 12 Texas Tech (3/19)... made his Hawkeye debut and first start against Loras College (3/1), allowing three runs on five hits with four strikeouts.
- Transfer from Missouri... was a first-team all-region selection at Iowa Western CC in 2020... led the Reivers to the NJCAA World Series, where they were the runner-up.


CAREER STATS

YEAR	ERA	W-L	APP	GS	CG	SHO	SV	IP	H	R	ER	BB	SO
2021	22.95	0-0	6	1	0	0/0	0	6.2	15	18	17	10	6
2022	2.57	0-1	12	1	0	0/1	0	14.0	12	5	4	11	21
TOTALS	9.15	0-	8	2	0	0/1	0	20.2	27	23	2	21	27



27 TY LANGENBERG

So. • RHP • 6-2 • 195 • R/R
 Urbandale, Iowa • Urbandale HS



2022 GAME-BY-GAME STATS

#27 Ty Langenberg - 13 appearances (All games)

Date	Opponent	GS	IP	H	R	ER	BB	SO	2B	3B	HR	WP	BK	HBP	IBB	Score	W-L	Sv	ERA	NP
Feb 20	vs Bucknell		3.2	2	0	0	1	4	0	0	0	0	0	0	0	3-0	1-0	0	0.00	47
Mar 06	vs Washington State		5.2	3	2	2	0	8	1	0	1	1	0	1	0	6-5	2-0	0	1.93	77
Mar 13	at UC Irvine	*	5.0	7	2	2	2	2	0	0	0	0	0	1	0	12-10	3-0	0	2.51	87
Mar 20	TEXAS TECH	*	5.0	3	1	1	2	10	0	0	1	0	0	0	0	6-3	3-0	0	2.33	91
Mar 27	CENTRAL MICHIGAN	*	4.0	5	1	1	2	7	3	0	0	1	0	1	0	4-2	3-0	0	2.31	80
Apr 03	at Michigan	*	5.2	5	0	0	2	11	1	0	0	0	0	0	0	10-3	4-0	0	1.86	107
Apr 10	ILLINOIS	*	6.1	6	4	4	2	6	3	0	1	0	0	1	1	5-9	4-0	0	2.55	91
Apr 17	MINNESOTA	*	3.0	6	3	3	1	2	2	0	0	1	0	0	0	9-3	4-0	0	3.05	56
Apr 24	at Rutgers	*	1.0	3	4	4	1	1	2	0	0	2	0	1	0	4-10	4-1	0	3.89	35
May 1	at Nebraska-2	*	5.0	3	1	0	1	6	1	0	0	2	0	1	0	5-3	4-1	0	3.45	78
May 08	PURDUE	*	7.0	5	1	1	1	7	1	0	1	0	0	1	0	9-1	5-1	0	3.16	96
May 15	at Michigan State	*	1.0	5	6	5	1	1	1	0	0	0	0	0	0	8-11	5-2	0	3.96	23
May 21	INDIANA	*	5.0	4	0	0	3	4	0	0	0	0	0	0	0	2-1	6-2	0	3.61	92
Totals			11	57.1	57	25	23	19	69	15	0	4	7	0	7	83-61	6-2	0	3.61	-

CAREER-HIGHS

IP: 7.0 vs. PURDUE, 5/8/22

SO: 11 at MICHIGAN, 4/3/22

BB: 3 vs. INDIANA, 5/21/22

SEASON HIGHLIGHTS

• Is 6-2 with a 3.61 ERA in 13 appearances (11 starts), logging 57 1/3 innings... has 69 strikeouts to 19 walks... has seven or more strikeouts in five games... second in the Big Ten in fewest runs (25) and third in fewest earned runs (23), tied for sixth in wins (6) and fewest walks (19) and eighth in ERA (3.61)... tallied his sixth win, tossing five shutout innings, scattering four hits and fanning four against Indiana (5/21)... notched his fifth win, tossing a career-best seven innings, allowing one run on five hits and fanning seven in the series-clinching win over Purdue (5/8)... scattered three hits and allowed one unearned run over five innings in a no-decision at Nebraska (5/1)... earned his fourth win, tossing 5 2/3 shutout innings, scattering five hits and fanning a career-high 11 batters at Michigan (4/3)... gave up one run on five hits and fanned seven over four innings against Central Michigan (3/27)... allowed one run on three hits and struck out a career-high 10 in a no-decision against No. 12 Texas Tech (3/20)... tallied his third straight win (in his first career start), allowing two runs on seven hits over five innings at UC Irvine (3/13)... earned his second win, allowing two runs on three hits and fanning eight in a career-long 5 2/3 innings against Washington State (3/6) at the Frisco Classic... did not pitch in Corpus Christi due to forearm tightness... earned his first career win, pitching 3 2/3 innings of shutout relief, scattering two hits and fanning four against Bucknell (2/20).

• Rated as the No. 15 player in the Big Ten for the 2023 MLB Draft by D1Baseball.com.

• Top 500 prospect by Perfect Game coming out of Urbandale High School... struck out 100 over 71 1/3 innings and allowed just 45 hits in 2019 en route to IHSBCA Super Team honors.

CAREER STATS

YEAR	ERA	W-L	APP	GS	CG	SHO	SV	IP	H	R	ER	BB	SO
2021	5.23	0-0	8	0	0	0/1	0	10.1	13	6	6	3	8
2022	3.61	6-2	13	11	0	0/1	0	57.1	57	25	23	19	69
TOTALS	3.86	6-2	21	11	0	0/2	0	67.2	70	32	29	22	77

Instagram: [UIBaseball](#)



Twitter: [@UIBaseball](#)



Facebook: [iowabaseball](#)

28 SAM HOJNAR

RS So. • IF • 6-2 • 185 • S/R
Naperville, Ill. • Heartland CC • Southern Illinois • Central HS



2022 GAME-BY-GAME STATS

#28 Sam Hojnar - 30 games (All games)

Date	Opponent	Pos	AB	R	H	RBI	2B	3B	HR	BB	SB	CS	HBP	SAC	SF	GDP	K	PO	A	E	Avg
Feb 18	vs Air Force	ph	1	0	0	0	0	0	0	0	0	0	0	0	0	0	0	0	0	0	.000
Feb 19	vs Ball State	ph/3b	1	0	1	0	0	0	0	0	0	0	0	0	0	0	0	0	0	0	.500
Feb 20	vs Bucknell	*3b	4	1	3	0	1	0	0	0	0	0	0	0	0	0	0	0	0	0	.667
Feb 25	vs Pepperdine	*3b	4	0	1	0	0	0	0	0	0	0	0	0	0	0	2	0	0	0	.500
Feb 26	at AM Corpus Christi	*3b	1	0	0	0	0	0	0	0	0	0	0	0	0	0	0	0	1	0	.455
Feb 27	vs Wichita State	*3b	3	0	1	0	1	0	0	0	0	0	2	0	0	0	0	0	4	0	.429
Mar 01	LORAS COLLEGE	*3b	5	0	1	0	0	0	0	0	0	0	0	0	0	0	0	0	0	0	.368
Mar 04	vs Wichita State	*3b	3	0	0	1	0	0	0	0	0	0	0	0	1	0	0	1	2	0	.318
Mar 05	vs Texas A&M	*3b	4	0	1	0	0	0	0	0	0	1	0	0	0	0	3	1	2	1	.308
Mar 06	vs Washington State	2b	1	0	0	0	0	0	0	0	0	0	0	0	0	0	1	0	0	0	.296
Mar 11	at UC Irvine	ph/2b	2	0	2	0	1	0	0	0	0	0	0	0	0	0	0	0	0	0	.345
Mar 12	at UC Irvine	*2b	4	0	0	0	0	0	0	0	0	0	0	0	0	0	1	5	2	0	.303
Mar 13	at UC Irvine	*2b	3	1	2	1	1	0	0	1	0	0	1	0	0	0	0	1	1	0	.333
Mar 15	at San Diego State	*3b	1	1	0	0	0	0	1	1	0	1	0	0	0	0	0	0	0	0	.324
Mar 19	TEXAS TECH	*2b	3	1	1	0	0	0	1	0	0	0	0	0	0	0	1	0	2	0	.325
Mar 21	ST. THOMAS	*1b	4	0	2	2	1	0	0	0	0	0	0	0	0	0	0	10	1	0	.341
Mar 25	CENTRAL MICHIGAN	*2b	3	1	0	0	0	0	1	0	0	0	0	0	0	0	1	1	1	0	.319
Mar 26	CENTRAL MICHIGAN	*2b	2	0	0	0	0	0	0	0	0	0	0	0	0	0	2	1	0	0	.306
Mar 27	CENTRAL MICHIGAN	*2b	2	1	0	0	0	0	1	0	0	0	0	0	0	0	2	0	0	0	.294
Apr 02	at Michigan-1	*2b	4	0	0	0	0	0	1	0	0	0	0	0	0	0	1	0	1	0	.273
Apr 02	at Michigan-2	ph/dh	1	0	0	0	0	0	0	0	0	0	0	0	0	0	0	0	0	0	.268
Apr 03	at Michigan	*2b	3	0	0	0	0	0	2	0	0	0	0	0	0	0	0	0	1	0	.254
Apr 26	WESTERN ILLINOIS	2b	0	0	0	0	0	0	0	0	0	0	0	0	0	0	0	0	0	0	.254
May 07	PURDUE	ph	1	0	0	0	0	0	0	0	0	0	0	0	0	0	1	0	0	0	.250
May 08	PURDUE	*dh	1	0	0	0	0	0	0	0	0	0	0	0	0	0	0	0	0	0	.246
May 13	at Michigan State	ph	1	0	0	0	0	0	0	0	0	0	0	0	0	0	0	0	0	0	.242
May 14	at Michigan State	*2b	4	2	2	1	0	0	1	0	0	0	0	0	0	0	0	1	3	0	.258
May 15	at Michigan State	*2b	5	0	1	1	0	0	0	0	0	0	0	0	0	0	0	0	2	0	.254
May 19	INDIANA	*2b	7	2	2	2	0	0	0	0	0	0	0	0	0	0	2	0	1	1	.256
May 20	INDIANA	*2b	4	3	3	3	2	0	0	0	0	0	0	0	0	0	1	1	1	0	.280
Totals			21gs	82	13	23	11	7	0	9	1	1	4	0	1	0	18	22	25	2	.280

On base pct. .375 • Slugging pct. .366

CAREER HIGHS

AB: 7 vs. INDIANA, 5/19/22

H: 3 vs. BUCKNELL, 2/20/2022

R: 3 vs. INDIANA, 5/20/22

2B: 1, 5X, LAST vs. ST. THOMAS, 3/21/22

3B: --

HR: --

RBI: 3 vs. INDIANA, 5/20/22

BB: 2 at MICHIGAN, 4/3/22

SB: 1 at SAN DIEGO STATE, 3/15/22

SEASON HIGHLIGHTS

• Switch hitter... has started 21 games -- seven at third base, 12 at second base and once at first base and designated hitter -- and appeared in 30 contests... hitting .280 (23-of-82) with seven doubles, 13 runs and 11 RBIs... has hit safely in 14 games... hit .455 (5-of-11) with two doubles, five runs and five RBIs in the sweep of Indiana (5/19-21)... went 2-for-7 with two RBIs and two runs scored in game one and 3-for-4 with two doubles, three runs and three RBIs in game two... finished 2-for-4 with two runs scored and an RBI in game two at Michigan State (5/14)... missed three weeks from April 3-26 with mono... went 2-for-4 with a double and two RBIs against St. Thomas (3/21)... had the go-ahead two-run single in the seventh inning... hit .444 (4-of-9) with two multi-hit games at UC Irvine (3/11-13)... went 3-for-4 with a double and run scored against Bucknell (2/20) in first career start.

• Hit .360 with 14 doubles, four triples and nine home runs at Heartland Community College... spent the 2020 season at Southern Illinois.

CAREER STATS

YEAR	AVG.	G-GS	AB	R	H	2B	3B	HR	RBIS	BB	HBP	SO	SB-A
2022	.280	30-21	82	13	23	7	0	0	11	9	4	18	1-2
TOTALS	.280	30-21	82	13	23	7	0	0	11	9	4	18	1-2



29 BEN BEUTEL

RS Sr. • LHP • 6-0 • 165 • L/L
Davenport, Iowa • Allen CC • Davenport Assumption HS



2022 GAME-BY-GAME STATS

#29 Ben Beutel - 26 appearances (All games)

Date	Opponent	GS	IP	H	R	ER	BB	SO	2B	3B	HR	WP	BK	HBP	IBB	Score	W-L	Sv	ERA	NP
Feb 26	at AM Corpus Christi	0.2	0	0	0	0	0	2	0	0	0	0	1	1	0	1-2	0-0	0	0.00	12
Mar 01	LORAS COLLEGE	2.0	1	0	0	1	4	1	0	0	0	0	0	0	1	1-3	0-0	0	0.00	33
Mar 04	vs Wichita State	0.2	0	0	0	0	0	0	0	0	0	0	0	0	0	4-6	0-0	0	0.00	3
Mar 05	vs Texas A&M	0.1	1	0	0	0	0	0	0	0	0	1	0	0	0	3-7	0-0	0	0.00	4
Mar 12	at UC Irvine	1.0	1	0	0	0	1	0	0	0	0	0	0	0	0	1-2	0-0	0	0.00	15
Mar 13	at UC Irvine	0.2	0	2	2	1	2	0	0	0	0	0	1	0	1	12-10	0-0	0	3.38	18
Mar 15	at San Diego State	0.2	0	0	0	0	0	2	0	0	0	0	0	0	0	6-4	0-0	0	3.00	7
Mar 21	ST. THOMAS	1.1	0	0	0	0	2	0	0	0	0	0	0	0	0	6-5	1-0	0	2.45	17
Mar 25	CENTRAL MICHIGAN	1.0	2	1	1	0	0	2	0	0	0	0	0	0	0	7-4	1-0	0	3.24	13
Mar 27	CENTRAL MICHIGAN	1.0	0	0	0	0	2	0	0	0	0	0	0	0	0	4-2	1-0	0	2.89	12
Apr 02	at Michigan-2	1.0	0	0	0	0	1	0	0	0	0	0	0	0	0	0-2	1-0	0	2.61	9
Apr 03	at Michigan	0.2	1	0	0	0	0	0	0	0	0	0	1	0	0	10-3	1-0	0	2.45	11
Apr 06	at Bradley	0.2	0	0	0	0	0	0	0	0	0	0	0	0	0	9-8	1-0	0	2.31	6
Apr 09	ILLINOIS-1	1.0	1	0	0	0	2	0	0	0	0	0	0	0	0	4-2	1-0	1	2.13	20
Apr 09	ILLINOIS-2	1.2	2	1	1	0	2	0	0	0	0	0	0	0	0	5-7	1-0	1	2.51	21
Apr 16	MINNESOTA	2.1	1	0	0	0	4	0	0	0	0	0	0	0	0	2-1	2-0	1	2.16	32
Apr 19	BRADLEY	0.1	0	0	0	0	0	0	0	0	1	0	0	0	0	15-8	2-0	1	2.12	6
Apr 26	WESTERN ILLINOIS	1.0	2	0	0	0	1	0	0	0	0	0	0	0	0	11-1	2-0	1	2.00	17
May 1	at Nebraska-2	1.0	0	0	0	0	1	0	0	0	0	0	0	0	0	5-3	2-0	2	1.89	7
May 03	ILLINOIS STATE	1.0	0	0	0	0	1	0	0	0	0	1	0	0	0	2-3	2-0	2	1.80	8
May 06	PURDUE	0.1	0	0	0	0	0	1	0	0	0	0	0	0	0	5-2	2-0	3	1.77	4
May 07	PURDUE	0.1	1	1	0	0	0	0	0	0	1	0	0	0	0	6-10	2-0	3	1.74	9
May 13	at Michigan State	2.0	0	0	0	0	2	0	0	0	0	0	0	0	0	5-0	2-0	3	1.59	14
May 14	at Michigan State	1.2	1	0	0	0	0	0	0	0	0	0	0	0	0	12-2	3-0	3	1.48	17
May 15	at Michigan State	0.2	0	0	0	0	2	0	0	0	0	0	0	0	0	8-11	3-0	3	1.44	8
May 21	INDIANA	2.0	3	0	0	2	4	0	0	0	0	0	0	0	0	2-1	3-0	4	1.33	42
Totals		0	27.0	17	5	4	4	36	3	0	0	3	3	2	1	146-109	3-0	4	1.33	-

CAREER-HIGHS

IP: 3.1 AT OHIO STATE, 3/26/21
SO: 4, 3X, LAST VS. INDIANA, 5/21/22
BB: 2 VS. INDIANA, 5/21/22

SEASON HIGHLIGHTS

- Second-team All-Big Ten selection... is 3-0 with a 1.33 ERA in 26 appearances -- the most on the team... with four saves... has 36 strikeouts to four walks over 27 innings... has allowed 17 hits... has made multiple weekend appearances nine times this season... has four saves in Big Ten play, which are third in the league... four saves are tied for seventh in all games... scattered three hits over two shutout innings in the series finale against Indiana (5/21) to record his fourth save... appeared in all three games in the series win at Michigan State (5/13-15), logging 4 2/3 innings... pitched two perfect innings in game one, earned his third win, tossing 1 2/3 innings in game two and struck out a pair of batters in the series finale... earned his third save, getting the final out of the series-opening win over Purdue (5/6)... notched his second save, getting the final three outs in extra innings in the series-clinching win at Nebraska (5/1)... tallied his second win, tossing 2 1/3 innings of shutout relief, fanning four (tying a career-high) and only allowing one hit in game two against Minnesota (4/16)... earned his first win as a Hawkeye, tossing 1 1/3 perfect innings with two strikeouts against St. Thomas (3/21)... made two appearances at UC Irvine (3/11-13)... tossed two innings of one-hit ball and had a career-best four strikeouts against Loras College (3/1)... made his season debut against Texas A&M Corpus Christi, fanning both batters he faced.
- Began his career at Bowling Green State before transferring to Allen Community College... tossed three complete games and registered a save at ACC.

CAREER STATS

YEAR	ERA	W-L	APP	GS	CG	SHO	SV	IP	H	R	ER	BB	SO
2020	11.12	0-0	5	1	0	0/0	0	5.2	6	7	7	0	6
2021	10.61	0-1	6	0	0	0/1	0	9.1	16	12	11	3	8
2022	1.33	3-0	26	0	0	0/1	4	27.0	17	5	4	4	36
TOTALS	4.71	3-1	37	1	0	0/2	4	42.0	39	24	22	7	50



31 SAM PETERSEN

Fr. • IF • 6-0 • 195 • R/R
Huxley, Iowa • Ballard Huxley HS



2022 GAME-BY-GAME STATS

#31 Sam Petersen - 44 games (All games)

Date	Opponent	Pos	AB	R	H	RBI	2B	3B	HR	BB	SB	CS	HBP	SAC	SF	GDP	K	PO	A	E	Avg
Feb 18	vs Air Force	ph/of	2	1	1	2	0	0	1	0	0	0	0	0	0	0	1	2	0	0	.500
Feb 19	vs Ball State	*of	0	0	0	1	0	0	0	0	0	0	0	0	0	0	0	0	0	0	.500
Feb 20	vs Bucknell	*of	2	0	0	0	0	0	0	0	0	0	0	0	0	0	2	1	0	0	.250
Mar 01	LORAS COLLEGE	*of	3	0	1	0	0	0	0	0	0	0	0	1	0	0	0	0	0	0	.286
Mar 02	CORNELL COLLEGE	*of	4	1	1	1	1	0	0	1	0	0	0	0	0	0	1	0	0	0	.273
Mar 04	vs Wichita State	ph	1	0	0	0	0	0	0	0	0	0	0	0	0	0	0	1	0	0	.250
Mar 05	vs Texas A&M	ph/of	0	0	0	0	0	0	0	1	0	0	0	0	0	0	0	0	0	0	.250
Mar 06	vs Washington State	*of	4	1	2	0	0	0	0	1	0	0	0	0	0	0	0	2	0	0	.312
Mar 11	at UC Irvine	*of	4	1	0	0	0	0	0	1	0	0	0	0	0	0	2	2	0	0	.250
Mar 12	at UC Irvine	*of	2	0	0	0	0	0	0	0	0	0	0	0	0	0	2	1	0	0	.227
Mar 13	at UC Irvine	*of	0	0	0	0	0	0	0	0	0	0	0	0	0	0	0	0	0	0	.227
Mar 19	TEXAS TECH	ph/of	1	0	0	0	0	0	0	0	0	0	0	0	0	0	0	1	0	0	.217
Mar 20	TEXAS TECH	ph	1	0	0	0	0	0	0	0	0	0	0	0	0	0	0	0	0	0	.208
Mar 21	ST. THOMAS	*of	4	1	1	0	0	0	0	0	0	0	0	0	0	0	1	1	0	0	.214
Mar 25	CENTRAL MICHIGAN	*of	4	1	1	3	0	0	1	0	0	0	0	0	0	0	0	1	1	0	.219
Mar 26	CENTRAL MICHIGAN	*of	2	1	0	0	0	0	2	0	0	0	0	0	0	0	1	2	0	0	.206
Mar 27	CENTRAL MICHIGAN	*of	2	2	2	3	0	0	0	1	1	0	0	0	0	0	0	1	4	0	.243
Apr 02	at Michigan-1	*of	3	3	3	1	0	0	0	0	0	0	0	0	0	0	0	1	4	0	.286
Apr 03	at Michigan-2	*of	3	3	1	0	1	0	0	1	0	0	0	0	0	0	0	1	4	0	.289
Apr 06	at Michigan	*of	5	3	2	1	0	0	0	1	0	0	0	1	0	0	1	0	1	0	.300
Apr 09	at Bradley	*of	5	2	0	0	0	0	0	0	0	0	0	0	0	0	0	1	1	0	.309
Apr 09	ILLINOIS-1	*of	4	0	0	0	0	0	0	0	0	0	0	0	0	0	0	1	2	0	.288
Apr 09	ILLINOIS-2	*of	6	0	1	0	0	0	0	0	0	0	0	0	0	0	0	1	0	0	.277
Apr 10	ILLINOIS	*of	3	0	0	0	0	0	0	0	0	0	0	1	0	0	0	1	2	0	.265
Apr 12	at Milwaukee	*of/of	4	3	2	2	1	0	0	2	0	0	0	0	0	0	0	1	1	0	.278
Apr 15	MINNESOTA	*of	5	0	1	0	0	0	0	0	0	0	0	0	0	0	0	3	1	0	.273
Apr 16	MINNESOTA	*of	2	0	0	0	0	0	0	0	0	0	1	2	0	0	0	0	2	0	.266
Apr 17	MINNESOTA	*of	3	1	1	1	0	0	0	0	0	0	0	1	0	0	0	2	2	0	.268
Apr 19	BRADLEY	*of	5	0	2	1	1	0	0	0	0	0	0	0	0	0	0	0	1	0	.276
Apr 22	at Rutgers	*of	3	0	1	0	0	0	0	0	0	0	0	0	0	0	0	1	1	0	.267
Apr 23	at Rutgers	*of/of	5	1	3	3	0	0	0	0	0	0	0	0	0	0	0	2	4	0	.284
Apr 24	at Rutgers	*of/of	4	1	1	0	0	0	0	1	0	0	0	0	0	0	0	1	2	0	.283
Apr 26	WESTERN ILLINOIS	*of/of	3	1	1	1	0	0	0	0	0	0	0	0	1	0	0	0	1	0	.284
Apr 29	at Nebraska	*of	4	0	0	0	0	0	0	0	0	0	0	0	0	0	0	1	4	0	.274
May 1	at Nebraska-1	*of	2	1	1	1	0	0	1	0	0	0	0	0	0	0	0	0	1	0	.278
May 1	at Nebraska-2	*of/of	5	0	0	0	0	0	0	0	0	0	0	0	0	0	0	4	2	0	.265
May 03	ILLINOIS STATE	*of	3	0	0	0	0	0	0	0	0	0	0	0	0	0	0	2	0	0	.259
May 07	PURDUE	*of	0	0	0	0	0	0	0	0	0	0	0	0	0	0	0	0	0	1	.259
May 13	at Michigan State	pr/of	0	1	0	0	0	0	0	0	0	1	0	0	0	0	0	0	0	0	.259
May 14	at Michigan State	*of	2	1	1	3	1	0	0	0	0	0	0	0	0	0	0	0	2	0	.263
May 15	at Michigan State	*of	5	1	2	0	1	0	0	0	0	0	0	0	0	0	0	1	1	0	.268
May 19	INDIANA	*of	6	3	3	5	1	0	1	1	0	0	0	0	0	0	0	3	3	0	.279
May 20	INDIANA	*of	4	2	1	1	0	0	1	0	0	0	1	0	0	0	0	2	3	0	.278
May 21	INDIANA	*of	3	0	0	0	0	0	0	1	0	0	0	0	0	0	0	2	1	0	.272
Totals			34gs	136	29	37	31	7	0	6	13	3	1	6	2	2	1	42	60	0	.272

On base pct. .357 • Slugging pct. .456

CAREER HIGHS

AB: 6, 2X, LAST VS. INDIANA, 5/19/22

H: 3, 3X, LAST VS. INDIANA, 5/19/22

R: 3, 4X, LAST VS. INDIANA, 5/19/22

2B: 1, 7X, LAST VS. INDIANA, 5/19/22

3B: --

HR: 1, 6X, LAST VS. INDIANA, 5/19/22

RBI: 5 vs. INDIANA, 5/19/22

BB: 2, 2X, LAST AT CENTRAL MICHIGAN, 4/12/22

SB: 1, 3X, LAST VS. INDIANA, 5/21/22

SEASON HIGHLIGHTS

- Has made 34 starts -- 29 in left field and five in center... hitting .272 (37-of-136) with 31 RBIs and 29 runs scored... has 10 multi-hit games (seven two-hit, 3 three-hit)... hit .308 (4-of-13) with two homers, six RBIs and five runs scored against Indiana (5/19-21)... went 3-for-5 with a home run, a career-high five RBIs and three runs scored in game one (5/19)... also homered in game two for his sixth home run (5/20)... finished with a .429 average (3-of-7) with three RBIs and three runs scored at Michigan State (5/13-15)... had a three-run double in game two and went 2-for-5 with a double in series finale... hit a solo home run -- his fourth of the season -- in game two at Nebraska (5/1)... tied a career high in hits, finishing 3-for-5 with three RBIs in game two win at No. 8 Rutgers (4/23)... went 2-for-5 with a double and RBI against Bradley (4/19)... finished 2-for-4 with a double, two walks, three runs and two RBIs in the road win at Milwaukee (4/12)... went 2-for-5 at Bradley (4/6)... hit .462 (6-of-13) with a double, home run and six runs scored at Michigan (4/2-3)... went 3-for-5 with three runs scored in game one and 2-for-5 with a solo home run and three runs scored in series finale... hit .333 (3-of-9) with six RBIs in series win over Central Michigan (3/25-27)... went 1-for-4 with a three-run homer in the series opener (3/25) and finished 2-for-3 with three RBIs in finale (3/27)... had the go-ahead two-run single in the eighth inning... tallied his first career multi-hit game, going 2-for-4 with a run scored against Washington State (3/6) in the Frisco Classic... tallied his first career hit -- a two-run home run -- in his first career game against Air Force (2/18).

- Rated as the No. 41 incoming recruit in the Big Ten by Perfect Game... ranked as the 186th-best player nationally by Prep Baseball Report... 2019 PBR Futures Game Most Valuable Player.


CAREER STATS

YEAR	AVG.	G-GS	AB	R	H	2B	3B	HR	RBIS	BB	HBP	SO	SB-A
2022	.272	44-34	136	29	37	7	0	6	31	13	6	42	3-4
TOTALS	.272	44-34	136	29	37	7	0	6	31	13	6	42	3-4



32 BRETT MCCLEARY

RS Sr. • C • 6-2 • 220 • R/R
Iowa City, Iowa • City HS



2022 GAME-BY-GAME STATS

#32 Brett McCleary - 32 games (All games)

Date	Opponent	Pos	AB	R	H	RBI	2B	3B	HR	BB	SB	CS	HBP	SAC	SF	GDP	K	PO	A	E	Avg
Feb 18	vs Air Force	*c	3	1	0	0	0	0	0	1	0	0	0	0	0	0	3	8	1	0	.000
Feb 19	vs Ball State	*c	3	1	0	0	0	0	0	1	0	0	0	0	0	0	2	16	0	0	.000
Feb 20	vs Bucknell	*c	4	0	1	1	0	0	0	0	0	1	0	0	0	0	0	12	0	0	.100
Feb 25	vs Pepperdine	*c	3	0	0	0	0	0	0	0	0	0	0	0	0	0	10	3	0	0	.077
Feb 26	at AM Corpus Christi	*c	4	0	0	0	0	0	0	0	0	0	0	0	0	0	0	16	0	0	.059
Mar 01	LORAS COLLEGE	*c	2	0	0	0	0	0	0	0	0	0	0	0	0	0	0	7	1	1	.053
Mar 02	CORNELL COLLEGE	ph	1	0	0	0	0	0	0	0	0	0	0	0	0	0	0	0	0	0	.050
Mar 04	vs Wichita State	*c	3	0	0	0	0	0	0	0	0	0	0	0	0	0	2	7	1	0	.043
Mar 06	vs Washington State	*c	1	0	0	0	0	0	0	0	0	0	0	0	0	0	1	4	0	0	.042
Mar 11	at UC Irvine	*c	2	0	1	2	0	0	0	0	0	0	0	0	0	0	0	6	0	0	.077
Mar 12	at UC Irvine	*c	3	0	1	0	0	0	0	1	0	0	0	0	0	0	0	5	2	1	.103
Mar 15	at San Diego State	*c	3	0	2	2	1	0	0	1	0	0	0	0	0	0	0	15	0	0	.156
Mar 19	TEXAS TECH	*c	3	0	1	0	0	0	0	0	0	0	0	0	0	0	2	13	0	0	.171
Mar 20	TEXAS TECH	ph	1	0	1	0	0	0	0	0	0	0	0	0	0	0	0	0	0	0	.194
Mar 21	ST. THOMAS	*c	3	0	0	0	0	0	0	1	0	0	0	0	0	0	2	9	1	0	.179
Mar 26	CENTRAL MICHIGAN	*c	1	0	0	0	0	0	0	1	0	0	0	0	0	0	1	6	2	0	.175
Apr 02	at Michigan-1	ph	2	0	0	0	0	0	0	0	0	0	0	0	0	0	1	0	0	0	.167
Apr 06	at Bradley	c	0	0	0	1	0	0	0	0	0	0	0	0	1	0	0	3	0	0	.167
Apr 09	ILLINOIS-2	*c	3	0	0	0	0	0	0	0	0	0	0	0	0	0	1	9	0	1	.156
Apr 12	at Milwaukee	c/1b	2	1	1	1	0	0	1	0	0	0	0	0	0	0	0	3	0	0	.170
Apr 17	MINNESOTA	*dh	3	0	2	0	0	0	0	1	0	0	0	0	0	0	1	0	0	0	.200
Apr 23	at Rutgers	ph/c	1	1	0	0	0	0	0	1	0	0	0	0	0	0	0	2	0	0	.196
Apr 24	at Rutgers	ph/c	2	0	0	0	0	0	0	0	0	0	0	0	0	0	2	0	0	0	.189
Apr 26	WESTERN ILLINOIS	*c	3	1	0	0	0	0	0	1	0	0	0	0	0	0	0	4	1	0	.179
May 1	at Nebraska-1	ph	1	0	0	0	0	0	0	0	0	0	0	0	0	0	0	0	0	0	.175
May 03	ILLINOIS STATE	*c	2	0	1	0	0	0	0	1	0	0	0	0	0	0	1	12	0	0	.186
May 07	PURDUE	ph/c	2	1	1	0	0	0	0	0	0	0	0	0	0	0	1	0	0	0	.197
May 13	at Michigan State	c	0	0	0	0	0	0	0	0	0	0	0	0	0	0	0	1	0	0	.197
May 14	at Michigan State	c	0	0	0	0	0	0	0	0	0	0	0	0	0	0	0	1	0	0	.197
May 15	at Michigan State	c	0	0	0	0	0	0	0	0	0	0	0	0	0	0	0	0	0	0	.197
May 19	INDIANA	ph/c	0	1	0	0	0	0	0	1	0	0	0	0	0	0	0	1	0	0	.197
May 20	INDIANA	c	1	0	1	0	0	0	0	0	0	0	0	0	0	0	0	4	0	0	.210
Totals			17gs	62	7	13	7	1	0	11	0	1	0	0	1	1	19	174	12	3	.210

On base pct. .324 • Slugging pct. .274

CAREER HIGHS

AB: 5, 2X, LAST AT INDAINA, 5/1/21

H: 2, 7X, LAST VS. MINNESOTA, 4/17/22

R: 2, 3X, LAST VS. GRAND VIEW, 3/3/20

2B: 1, 4X, LAST AT SAN DIEGO STATE, 3/15/22

3B: --

HR: 1, 3X, LAST AT MILWAUKEE, 4/12/22

RBI: 3 vs. NORTHWESTERN, 4/26/21

BB: 2, 5X, LAST AT PURDUE, 4/3/21

SB: --

SEASON HIGHLIGHTS

• Team captain... 2022 is his fifth season in the program... has started 16 games -- 15 at catcher and once as the designated hitter -- and appeared in 32 contests... hitting .210 (13-of-62) with seven runs and seven RBIs... finished 2-for-3 in series finale against Minnesota (4/17)... went 1-for-2 and connected on a solo home run in the road win at Milwaukee (4/12)... had the go-ahead sacrifice fly in Iowa's 9-8 road victory at Bradley (4/6)... collected two hits, going 2-for-3 with two RBIs in road win at San Diego State (3/15)... went 1-for-2 with a two-run single in game one at UC Irvine (3/11).

• Started 21 games -- 12 at catcher and six as the designated hitter -- and appeared in 28 games as a junior... hit a pinch-hit, walk-off three-run home run to right field in Iowa's 12-9 victory over Northwestern (4/26).

CAREER STATS

YEAR	AVG.	G-GS	AB	R	H	2B	3B	HR	RBIS	BB	HBP	SO	SB-A
2018	.172	16-9	29	3	5	0	0	0	5	8	1	8	0-1
2019	.243	23-5	37	3	9	1	0	0	1	2	0	7	0-0
2020	.158	7-5	19	3	3	0	0	0	3	2	0	5	0-0
2021	.219	28-18	64	6	14	2	0	2	12	12	0	18	0-0
2022	.210	32-17	62	7	13	1	0	1	7	11	0	19	0-1
TOTALS	.209	106-54	211	22	44	4	0	3	28	35	1	57	0-2

Instagram: [UIBaseball](#)



Twitter: [@UIBaseball](#)



Facebook: [iowabaseball](#)

33 ADAM MAZUR

RS So. • RHP • 6-2 • 180 • R/R
Woodbury, Minn. • South Dakota State • Woodbury HS



2022 GAME-BY-GAME STATS

#33 Adam Mazur - 14 appearances (All games)

Date	Opponent	GS	IP	H	R	ER	BB	SO	2B	3B	HR	WP	BK	HBP	IBB	Score	W-L	Sv	ERA	NP	
Feb 18	vs Air Force	*	6.0	1	1	1	0	9	0	0	1	0	0	0	0	12-2	1-0	0	1.50	81	
Feb 25	vs Pepperdine	*	7.2	3	0	0	2	9	1	0	0	0	0	0	0	3-1	2-0	0	0.66	94	
Mar 04	vs Wichita State	*	5.2	5	4	4	1	3	1	0	0	0	0	0	0	4-6	2-0	0	2.33	83	
Mar 11	at UC Irvine	*	4.2	4	3	3	4	7	0	0	0	1	0	0	0	6-7	2-0	0	3.00	94	
Mar 19	TEXAS TECH	*	4.0	4	6	4	4	5	1	1	2	1	0	0	1	3-11	2-1	0	3.86	99	
Mar 25	CENTRAL MICHIGAN	*	5.0	1	3	2	4	5	1	0	0	0	0	2	0	7-4	2-1	0	3.82	92	
Apr 02	at Michigan-2	*	7.0	3	2	2	3	4	0	0	1	0	0	0	1	0-2	2-2	0	3.60	90	
Apr 09	ILLINOIS-2	*	6.0	3	1	1	2	9	2	0	0	0	0	1	0	5-7	2-2	0	3.33	94	
Apr 15	MINNESOTA	*	8.0	6	3	1	0	11	2	0	0	2	0	0	0	9-3	3-2	0	3.00	98	
Apr 22	at Rutgers	*	8.0	6	1	1	0	11	1	1	0	0	0	0	0	4-1	4-2	0	2.76	102	
Apr 29	at Nebraska	*	9.0	2	0	0	2	6	0	0	0	0	0	1	0	1-0	5-2	0	2.41	102	
May 06	PURDUE	*	8.2	5	2	2	1	3	1	0	0	1	0	0	0	5-2	6-2	0	2.37	96	
May 13	at Michigan State	*	7.0	4	0	0	2	7	1	0	0	0	0	0	0	5-0	7-2	0	2.18	92	
May 19	INDIANA	*	2.0	9	9	9	1	1	2	0	3	0	0	0	0	30-16	7-2	0	3.05	52	
Totals			14	88.2	56	35	30	26	90	13	2	7	5	0	4	2	94-62	7-2	0	3.05	-

CAREER-HIGHS

IP: 9.0 AT NEBRASKA, 4/29/22

SO: 12 AT NORTHERN COLORADO, 2/26/21

BB: 5, 3X, LAST AT NORTH DAKOTA STATE, 5/14/21

SEASON HIGHLIGHTS

- Big Ten Pitcher of the Year (second straight Hawkeye to earn distinction) and first-team All-Big Ten selection... has made 11 Friday and three Saturday starts... South Dakota State transfer... two-time Big Ten Pitcher of the Week (Feb. 23, March 2), becoming the first Hawkeye pitcher to earn the accolade in consecutive weeks... is 7-2 with a 3.05 ERA in 14 starts... has 90 strikeouts to 26 walks over 88 2/3 innings... has nine quality starts and seven games with seven or more strikeouts... is 5-1 with a 2.59 ERA in eight Big Ten starts with 52 strikeouts to 11 walks... is 10th nationally in hits allowed per nine innings (5.68) and 14th in WHIP (0.92)... leads the Big Ten in batting average against (.176), second in innings (88.2), fourth in strikeouts (90), tied for fourth in wins (7), fifth in ERA (3.05), tied for ninth in strikeouts looking (20) and 10th in fewest hits allowed (56)... in league games was first in ERA (2.59), wins (5) and innings (55.2) and third in batting average against (.189), fourth in strikeouts (52), tied for fifth in fewest walks (11), tied for seventh in strikeouts looking (13) and tied for eighth in fewest runs (18)... notched seventh win, tossing seven shutout innings, scattering four hits and fanning seven in a road win at Michigan State (5/13)... tallied sixth win, scattering five hits and allowing two runs over 8 2/3 innings against Purdue (5/6)... pitched eight shutout innings before giving up two runs with two outs in the ninth... tossed a complete game shutout, Iowa's first since 2016, in the 1-0, series-opening victory at Nebraska (4/29)... scattered two hits, fanned six and allowed two walks and threw just 102 pitches to tally his fifth win of the season... notched his fourth win, scattering six hits and allowing one run over eight innings at No. 8 Rutgers (4/22)... struck out 11 without issuing a walk for a second straight game... tallied his third win, allowing three runs (one earned) on six hits over a career-long eight innings against Minnesota (4/15)... struck out a season-high 11 without walking a batter... notched his second straight quality start, allowing one run on three hits over six innings and fanning nine against Illinois (4/9)... tallied a quality start, but suffered the loss after giving up two runs on three hits over seven innings at Michigan (4/2)... allowed one hit, but allowed three runs (two earned) and fanned five against Central Michigan (3/25)... had a no-hitter into the sixth against Wichita State (3/4) at the Frisco Classic... retired 15 straight Shockers at one point before getting a no-decision... logged a career-best 7 2/3 innings, scattering three hits and striking out nine in a victory over Pepperdine (2/25)... named the Big Ten Pitcher of the Week on Feb. 23... notched his first win as a Hawkeye, tossing six innings of one hit, one run ball against Air Force (2/18)... after giving up a first inning home run, retired the final 16 batters he faced... named to the Big Ten Preseason Honors List.
- Pitched in the Cape Cod League in summer of 2021, earning All-League honors... went 3-0 with a 1.55 ERA in six starts with 34 strikeouts (to six walks) in 29 innings... went 3-9 with a 5.50 ERA over two seasons at South Dakota State... had 106 strikeouts over 88 1/3 innings.
- Rated as the No. 89 player on MLB.com's top 100 draft prospects... ranked as the No. 155 overall and No. 2 player in the Big Ten by Perfect Game for the 2022 Draft... ranked as the No. 2 player in the Big Ten and the No. 61 player nationally for the 2022 MLB Draft by D1Baseball.com... also named the 80th-best starting pitcher in collegiate baseball by D1Baseball.com.

CAREER STATS

YEAR	ERA	W-L	APP	GS	CG	SHO	SV	IP	H	R	ER	BB	SO
2020	5.75	1-2	4	4	0	0/0	0	20.1	20	14	13	12	18
2021	5.43	2-7	12	12	0	0/0	0	68.0	72	49	41	31	81
2022	3.05	7-2	14	14	1	1/1	0	88.2	56	35	30	26	90
TOTALS	4.27	10-1	30	30	1	1/1	0	177.0	148	98	84	69	196

Instagram: [UIBaseball](#)



Twitter: [@UIBaseball](#)



Facebook: [iowabaseball](#)

34 LUKE LLEWELLYN

RS So. • RHP • 6-4 • 220 • R/R
 Urbandale, Iowa • Kirkwood CC • Urbandale HS



2022 GAME-BY-GAME STATS

#34 Luke Llewellyn - 12 appearances (All games)

Date	Opponent	GS	IP	H	R	ER	BB	SO	2B	3B	HR	WP	BK	HBP	IBB	Score	W-L	Sv	ERA	NP
Mar 01	LORAS COLLEGE	2.0	1	0	0	0	1	0	0	0	0	0	0	1	0	1-3	0-0	0	0.00	33
Mar 13	at UC Irvine	1.2	0	0	0	0	1	1	0	0	0	0	0	0	0	12-10	0-0	1	0.00	23
Mar 15	at San Diego State	0.1	0	0	0	0	0	1	0	0	0	0	0	0	0	6-4	0-0	1	0.00	4
Mar 21	ST. THOMAS	1.0	0	0	0	0	0	2	0	0	0	0	0	0	0	6-5	0-0	2	0.00	18
Mar 25	CENTRAL MICHIGAN	1.0	1	0	0	0	0	0	0	0	0	0	0	0	0	7-4	0-0	3	0.00	20
Mar 27	CENTRAL MICHIGAN	0.2	0	0	0	0	2	0	0	0	0	0	0	0	0	4-2	1-0	3	0.00	14
Apr 03	at Michigan	1.0	0	0	0	0	1	1	0	0	0	0	0	0	0	10-3	1-0	3	0.00	17
Apr 06	at Bradley	0.2	1	1	1	1	1	1	0	0	0	0	0	0	0	9-8	1-0	3	1.08	13
Apr 09	ILLINOIS-2	1.1	1	0	0	1	2	0	0	0	0	0	0	0	0	5-7	1-0	3	0.93	22
Apr 10	ILLINOIS	0.1	1	2	0	1	0	0	0	0	0	0	0	0	0	5-9	1-1	3	0.90	15
Apr 19	BRADLEY	1.0	0	2	2	3	1	0	0	0	0	0	0	0	0	15-8	1-1	3	2.45	27
May 20	INDIANA	1.0	1	0	0	1	1	1	1	0	0	1	0	0	0	12-0	1-1	3	2.25	23
Totals		1	12.0	6	5	3	12	10	1	0	0	1	0	1	0	92-63	1-1	3	2.25	-

CAREER-HIGHS

IP: 2.0 vs. LORAS COLLEGE, 3/1/22
 SO: 2, 2X, LAST vs. ILLINOIS, 4/9/22
 BB: 3 vs. BRADLEY, 4/19/22

SEASON HIGHLIGHTS

- Named to the NCBWA Stopper of the Year Midseason Watch List... is 1-1 with a 2.25 ERA in 12 appearances, including one start, with three saves... has 10 strikeouts over 12 innings... is 3-for-4 in save opportunities... tossed one inning in the combined shutout in game two against Indiana (5/20)... made his first career start against Bradley (4/19)... recorded his first career win, pitching 2/3 of an inning in series finale against Central Michigan (3/27)... tallied his third save in the series opener against Central Michigan (3/25)... notched his second save, fanning a pair against St. Thomas (3/21)... earned his first career save, getting the final five outs in a 12-10 win at UC Irvine (3/13) in the series finale... made his Iowa debut against Loras College (3/1), allowing one hit over two innings.
- Went 6-6 with a 3.93 ERA in two seasons at Kirkwood CC.


CAREER STATS

YEAR	ERA	W-L	APP	GS	CG	SHO	SV	IP	H	R	ER	BB	SO
2022	2.25	1-1	12	1	0	0/1	3	12.0	6	5	3	12	10
TOTALS	2.25	1-1	12	1	0	0/1	3	12.0	6	5	3	12	10



35 CAM BAUMANN

RS Sr. • LHP • 6-2 • 200 • L/L
Fairfield, Iowa • Fairfield HS



2022 GAME-BY-GAME STATS

#35 Cam Baumann - 12 appearances (All games)

Date	Opponent	GS	IP	H	R	ER	BB	SO	2B	3B	HR	WP	BK	HBP	IBB	Score	W-L	Sv	ERA	NP
Feb 18	vs Air Force		2.0	0	0	0	1	5	0	0	0	2	0	0	0	12-2	0-0	0	0.00	40
Feb 26	at AM Corpus Christi		0.1	1	0	0	1	1	0	0	0	0	0	0	0	1-2	0-0	0	0.00	10
Mar 05	vs Texas A&M	*	0.1	0	0	0	3	0	0	0	0	0	0	0	0	3-7	0-0	0	0.00	18
Mar 13	at UC Irvine		1.0	3	3	1	1	2	1	0	0	1	0	1	0	12-10	0-0	0	2.45	37
Mar 26	CENTRAL MICHIGAN		2.0	2	1	0	1	1	0	0	0	1	0	0	0	1-10	0-0	0	1.59	36
Apr 06	at Bradley	*	1.0	3	4	4	2	1	1	0	0	0	0	0	0	9-8	0-0	0	6.75	29
Apr 12	at Milwaukee		1.0	1	0	0	0	1	0	0	0	1	0	0	0	16-2	0-0	0	5.87	15
Apr 19	BRADLEY		0.2	2	2	2	1	0	1	0	0	0	0	1	0	15-8	0-0	0	7.56	20
May 1	at Nebraska-1		1.0	0	0	0	1	2	0	0	0	0	0	0	0	1-12	0-0	0	6.75	20
May 03	ILLINOIS STATE		1.0	0	0	0	0	2	0	0	0	0	0	0	0	2-3	0-0	0	6.10	15
May 14	at Michigan State		3.0	1	0	0	1	2	0	0	0	0	0	0	0	12-2	0-0	1	4.72	44
May 19	INDIANA		2.0	4	4	4	2	0	0	0	1	0	0	0	0	30-16	0-0	1	6.46	53
Totals		2	15.1	17	14	11	14	17	3	0	1	5	0	2	0	114-82	0-0	1	6.46	-

CAREER-HIGHS

IP: 7.1 vs. PENN STATE, 5/8/21

SO: 8 vs. CS NORTHRIDGE, 3/17/19

BB: 7 at HAWAII, 2/23/19

SEASON HIGHLIGHTS

- Team captain... fifth year in the program... is 0-0 with a 6.46 ERA in 12 appearances, including two starts... has 17 strikeouts over 15 1/3 innings... recorded his first career save -- a three-inning save -- allowing one hit and striking out two at Michigan State (5/14)... made his first start of the season against Texas A&M (3/5) at the Frisco Classic... tossed two shutout innings, punching out five in season debut against Air Force (2/18).
- Was Iowa's No. 3 starter in 2021... went 5-5 with a 4.19 ERA in 12 starts (13 appearances)... had 56 strikeouts to 14 walks... allowed one run or fewer in five starts and had six quality starts.

CAREER STATS

YEAR	ERA	W-L	APP	GS	CG	SHO	SV	IP	H	R	ER	BB	SO
2018	7.20	1-1	18	0	0	0/1	0	15.0	24	12	12	13	22
2019	5.29	4-5	15	14	0	0/1	0	64.2	77	42	38	38	54
2020	12.27	0-0	4	0	0	0/0	0	3.2	7	5	5	2	7
2021	4.19	5-5	13	12	0	0/1	0	68.2	71	36	32	14	56
2022	6.46	0-0	12	2	0	0/0	1	15.1	17	14	11	14	17
TOTALS	5.27	10-1	62	28	0	0/3	1	167.1	196	109	98	81	156

Instagram: [UIBaseball](#)




Twitter: [@UIBaseball](#)



Facebook: [iowabaseball](#)

37 CASEY DAY

RS So. • RHP • 6-3 • 220 • R/R
Ely, Iowa • Wichita State • Kirkwood CC • CR Prairie HS



2022 GAME-BY-GAME STATS

#37 Casey Day - 8 appearances (All games)

Date	Opponent	GS	IP	H	R	ER	BB	SO	2B	3B	HR	WP	BK	HBP	IBB	Score	W-L	Sv	ERA	NP
Feb 26	at AM Corpus Christi		0.1	0	0	0	1	1	0	0	0	1	0	0	0	1-2	0-0	0	0.00	10
Mar 01	LORAS COLLEGE		1.0	0	0	0	0	1	0	0	0	0	0	0	0	1-3	0-0	0	0.00	13
Mar 06	vs Washington State		1.0	0	0	0	2	0	0	0	0	0	0	0	0	6-5	0-0	1	0.00	16
Mar 15	at San Diego State		1.0	2	1	0	0	2	1	0	0	1	0	0	0	6-4	0-0	2	0.00	18
Mar 21	ST. THOMAS		1.0	1	1	1	0	1	1	0	0	0	0	0	0	6-5	0-0	2	2.08	14
Mar 25	CENTRAL MICHIGAN		1.0	0	0	0	0	2	0	0	0	2	0	0	0	7-4	0-0	2	1.69	12
Mar 27	CENTRAL MICHIGAN		0.1	0	1	1	1	0	0	0	0	0	2	0	0	4-2	0-0	2	3.18	18
Apr 10	ILLINOIS		0.0	0	0	0	2	0	0	0	0	0	0	0	0	5-9	0-0	2	3.18	11
Totals		0	5.2	3	3	2	6	7	2	0	0	4	0	2	0	36-34	0-0	2	3.18	-

CAREER-HIGHS

IP: 1.0, 5X, LAST VS. CENTRAL MICHIGAN, 3/25/22
 SO: 2, 2X, LAST VS. CENTRAL MICHIGAN, 3/25/22
 BB: 2, 2X, LAST VS. ILLINOIS, 4/10/22

SEASON HIGHLIGHTS

- Is 0-0 with a 3.18 ERA and two saves in eight relief appearances... has seven strikeouts over 5 2/3 innings... notched his second save in the road win at San Diego State (3/15)... earned his first career save against Washington State (3/6) at the Frisco Classic... made his Hawkeye debut against Texas A&M Corpus Christi (2/26).
- Transfer from Wichita State and Kirkwood CC... missed 2021 season due to Tommy John surgery.


CAREER STATS

YEAR	ERA	W-L	APP	GS	CG	SHO	SV	IP	H	R	ER	BB	SO
2022	3.18	0-0	8	0	0	0/0	2	5.2	3	3	2	6	7
TOTALS	3.18	0-0	8	0	0	0/0	2	5.2	3	3	2	6	7



40 CADE MOSS

So. • C • 5-10 • 170 • R/R
Johnston, Iowa • Kirkwood CC • Johnston HS



2022 GAME-BY-GAME STATS

#40 Cade Moss - 23 games (All games)

Date	Opponent	Pos	AB	R	H	RBI	2B	3B	HR	BB	SB	CS	HBP	SAC	SF	GDP	K	PO	A	E	Avg
Feb 19	vs Ball State	ph/c	0	0	0	0	0	0	0	1	0	0	0	0	0	0	0	3	0	0	.000
Feb 27	vs Wichita State	*c	2	1	0	0	0	0	0	1	0	0	1	0	0	0	1	11	1	0	.000
Mar 01	LORAS COLLEGE	c	0	0	0	0	0	0	0	0	0	0	0	0	0	0	0	1	0	0	.000
Mar 02	CORNELL COLLEGE	c	1	0	0	0	0	0	0	0	0	0	0	0	0	0	1	0	9	0	.000
Mar 06	vs Washington State	c	0	0	0	0	0	0	0	0	0	0	0	0	0	0	0	1	1	0	.000
Mar 13	at UC Irvine	*c	4	0	0	0	0	0	0	0	0	0	1	0	0	0	10	1	1	0	.000
Mar 15	at San Diego State	c	1	0	0	0	0	0	0	0	0	0	0	0	0	0	0	5	1	1	.000
Mar 26	CENTRAL MICHIGAN	c	2	0	0	0	0	0	0	0	0	0	0	0	0	0	0	6	0	0	.000
Apr 02	at Michigan-2	*c	2	0	0	0	0	0	0	0	0	0	0	0	0	0	2	3	0	0	.000
Apr 06	at Bradley	c	0	0	0	0	0	0	0	0	0	0	0	0	0	0	0	0	0	0	.000
Apr 09	ILLINOIS-2	c	1	0	0	0	0	0	0	0	0	0	0	0	0	0	1	6	0	0	.000
Apr 12	at Milwaukee	c	1	0	0	0	0	0	0	0	0	0	0	0	0	0	0	4	0	0	.000
Apr 19	BRADLEY	c	1	0	0	0	0	0	0	0	0	0	0	0	0	0	1	1	0	0	.000
Apr 24	at Rutgers	c	1	0	1	0	0	0	0	0	0	0	0	0	0	0	0	2	1	0	.062
Apr 26	WESTERN ILLINOIS	c	0	0	0	0	0	0	0	0	0	0	0	0	0	0	0	2	0	0	.062
May 07	PURDUE	c	1	0	1	2	1	0	0	0	0	0	0	0	0	0	0	5	0	0	.118
May 08	PURDUE	*c	3	0	2	1	1	0	0	1	0	0	0	0	0	0	0	12	0	0	.200
May 13	at Michigan State	*dh	3	1	3	1	0	0	1	0	0	0	1	0	0	0	0	0	0	0	.304
May 14	at Michigan State	*c	3	0	1	1	0	0	0	1	0	1	1	0	0	0	1	5	3	0	.308
May 15	at Michigan State	*c	3	0	0	0	0	0	0	0	0	0	0	0	0	0	2	8	0	1	.276
May 19	INDIANA	c	3	3	1	0	0	0	0	0	0	0	2	0	0	0	2	3	0	0	.281
May 20	INDIANA	*c	1	2	0	1	0	0	0	2	0	0	0	0	1	0	0	7	0	0	.273
May 21	INDIANA	*c	3	0	0	0	0	0	0	0	0	0	0	0	0	0	2	11	0	0	.250
Totals		9gs	36	7	9	6	2	0	0	7	1	1	6	0	1	1	13	115	8	3	.250

On base pct. .440 • Slugging pct. .306

CAREER-HIGHS

- AB: 4 AT UC IRVINE, 3/13/22
- H: 3 AT MICHIGAN STATE, 5/13/22
- R: 3 VS. INDIANA, 5/19/22
- 2B: 1, 2X, LAST VS. PURDUE, 5/8/22
- 3B: --
- HR: --
- RBI: 2 VS. PURDUE, 5/7/22
- BB: 2 VS. INDIANA, 5/20/22
- SB: 1 VS. WICHITA STATE, 2/27/22

SEASON HIGHLIGHTS

- Has appeared in 23 games with nine starts -- eight at catcher and one as the designated hitter... scored five runs in the three-game sweep of Indiana (5/19-21)... finished with a .444 (4-of-9) average with two RBIs in series win at Michigan State (5/13-15)... went 3-for-3 with an RBI and run scored in game one, which were a career-high in hits... hit .500 (4-for-8) against Purdue with two doubles and three RBIs... had a two-run double for his first career extra base hit in game two and went 2-for-3 with a double in series finale... tallied his first career hit, going 1-for-1 in the series finale at No. 8 Rutgers (4/24)... made his first career start against Wichita State (2/27), scoring a run and stealing a base... made Hawkeye debut as a pinch hitter vs. Ball State (2/19)
- Spent two seasons at Kirkwood CC, earning honorable mention all-region honors as a sophomore.

CAREER STATS

YEAR	AVG.	G-GS	AB	R	H	2B	3B	HR	RBIS	BB	HBP	SO	SB-A
2022	.250	23-9	36	7	9	2	0	0	6	7	6	13	1-2
TOTALS	.250	23-9	36	7	9	2	0	0	6	7	6	13	1-2



41 CHAS WHEATLEY

Fr. • RHP • 6-6 • 215 • R/R
Edmonton, Alberta, Canada • Strathcona



2022 GAME-BY-GAME STATS

#41 Chas Wheatley - 9 appearances (All games)

Date	Opponent	GS	IP	H	R	ER	BB	SO	2B	3B	HR	WP	BK	HBP	IBB	Score	W-L	Sv	ERA	NP
Mar 02	CORNELL COLLEGE	1.0	1	0	0	0	0	2	0	0	0	0	0	0	0	8-0	0-0	0	0.00	15
Mar 05	vs Texas A&M	2.0	1	0	0	0	2	1	1	0	0	0	0	0	0	3-7	0-0	0	0.00	37
Mar 15	at San Diego State	0.1	2	2	2	1	0	1	0	0	0	0	0	0	0	6-4	0-0	0	5.40	17
Apr 12	at Milwaukee	1.0	0	0	0	0	0	0	0	0	0	0	0	0	0	16-2	0-0	0	4.15	11
Apr 19	BRADLEY	1.0	1	0	0	0	0	0	0	0	0	0	0	0	0	15-8	1-0	0	3.38	7
Apr 26	WESTERN ILLINOIS	1.1	1	1	1	1	1	1	0	0	2	0	0	0	0	11-1	1-0	0	4.05	26
May 1	at Nebraska-1	2.1	1	0	0	0	2	1	0	0	1	0	1	0	0	1-12	1-0	0	3.00	33
May 03	ILLINOIS STATE	1.0	1	0	0	0	1	1	0	0	0	0	0	0	0	2-3	1-0	0	2.70	15
May 07	PURDUE	0.1	1	2	2	2	1	0	0	0	0	0	0	0	0	6-10	1-0	0	4.35	14
Totals		0	10.1	9	5	5	6	8	4	0	0	3	0	1	0	68-47	1-0	0	4.35	-

CAREER-HIGHS

IP: 2.1 AT NEBRASKA, 5/1/22
SO: 2, 2X, LAST AT NEBRASKA, 5/1/22
BB: 2, 2X, LAST VS. PURDUE, 5/7/22

SEASON HIGHLIGHTS

- Is 1-0 with a 4.35 ERA in nine appearances... has eight strikeouts to six walks over 10 1/3 innings... logged a career-best 2 1/3 innings, scattering one hit and fanning two at Nebraska (5/1)... notched his first win, allowing one hit in the midweek win over Bradley (4/19)... pitched two innings of shutout relief, allowing one hit against Texas A&M (3/5) at the Frisco Classic... made his Iowa debut, allowing one hit and fanning two as part of a combined shutout of Cornell College (3/2).
- Rated as the No. 22 incoming recruit in the Big Ten and the No. 396 recruit nationally by Perfect Game... named to Perfect Game All-Canadian Team as a junior.

CAREER STATS

YEAR	ERA	W-L	APP	GS	CG	SHO	SV	IP	H	R	ER	BB	SO
2022	4.35	1-0	9	0	0	0/1	0	10.1	9	5	5	6	8
TOTALS	4.35	1-0	9	0	0	0/1	0	10.1	9	5	5	6	8



42 WILL MULFLUR

So. • UTIL • 5-11 • 200 • R/R
Mercer Island, Wash. • Tacoma CC • Mercer Island HS



2022 GAME-BY-GAME STATS

#42 Will Mulflur - 30 games (All games)

Date	Opponent	Pos	AB	R	H	RBI	2B	3B	HR	BB	SB	CS	HBP	SAC	SF	GDP	K	PO	A	E	Avg
Feb 19	vs Ball State	ph	1	0	0	0	0	0	0	0	0	0	0	0	0	0	1	0	0	0	.000
Mar 02	CORNELL COLLEGE	1b	1	1	1	1	0	0	1	0	0	0	0	0	0	0	0	3	0	0	.500
Mar 04	vs Wichita State	ph	1	0	1	0	0	0	0	0	0	0	0	0	0	0	0	0	0	0	.667
Mar 05	vs Texas A&M	ph/dh	1	0	0	0	0	0	0	0	0	0	0	0	0	0	1	0	0	0	.500
Mar 06	vs Washington State	ph/of	1	1	0	0	0	0	2	0	0	0	0	0	0	0	1	0	0	0	.400
Mar 11	at UC Irvine	ph	1	0	0	0	0	0	0	0	0	0	0	0	0	0	1	0	0	0	.333
Mar 12	at UC Irvine	ph	1	0	0	0	0	0	0	0	0	0	0	0	0	0	0	0	0	0	.286
Mar 19	TEXAS TECH	ph	1	0	0	0	0	0	0	0	0	0	0	0	0	0	1	0	0	0	.250
Mar 21	ST. THOMAS	*dh	1	0	0	0	0	0	0	0	0	0	0	0	0	0	1	0	0	0	.222
Mar 26	CENTRAL MICHIGAN	1b	1	0	0	0	0	0	0	0	0	0	0	0	0	0	0	2	0	0	.200
Mar 27	CENTRAL MICHIGAN	ph/dh	2	0	1	0	0	0	0	0	0	0	0	0	0	0	0	0	0	0	.250
Apr 02	at Michigan-2	ph	1	0	0	0	0	0	0	0	0	0	0	0	0	0	0	0	0	0	.231
Apr 06	at Bradley	ph	0	0	0	0	0	0	1	0	0	0	0	0	0	0	0	0	0	0	.231
Apr 09	ILLINOIS-2	ph	1	0	0	0	0	0	0	0	0	0	0	0	0	0	1	0	0	0	.214
Apr 10	ILLINOIS	ph/dh	2	0	1	0	0	0	0	0	0	0	0	0	0	0	1	0	0	0	.250
Apr 12	at Milwaukee	*dh	4	1	3	2	1	0	1	0	0	0	0	0	0	0	1	0	0	0	.350
Apr 15	MINNESOTA	*dh	4	1	1	0	0	0	0	0	0	0	0	0	0	0	0	0	0	0	.333
Apr 16	MINNESOTA	*dh	2	0	0	0	0	0	2	0	0	0	0	0	0	0	2	0	0	0	.308
Apr 17	MINNESOTA	*of	3	1	1	2	1	0	0	0	0	1	0	0	0	0	1	2	0	0	.310
Apr 19	BRADLEY	*dh	5	2	3	3	1	0	1	0	0	0	0	0	0	0	1	0	0	0	.353
Apr 22	at Rutgers	*dh	3	1	0	0	0	0	0	1	0	0	1	0	0	0	0	0	0	0	.324
Apr 23	at Rutgers	*of	4	0	2	2	0	0	0	1	0	0	0	0	1	0	0	3	0	0	.341
Apr 24	at Rutgers	*of	4	1	1	0	0	1	0	1	0	0	0	0	0	0	1	1	0	0	.333
Apr 26	WESTERN ILLINOIS	*of/1b	2	0	1	1	0	0	2	0	0	0	0	0	0	0	0	2	0	0	.340
Apr 29	at Nebraska	*of	3	0	1	0	0	0	1	0	0	0	0	0	0	1	0	3	0	0	.340
May 1	at Nebraska-1	*of	3	0	0	0	0	0	0	0	0	0	0	0	0	0	1	1	0	0	.321
May 1	at Nebraska-2	*of	3	0	0	0	0	0	1	0	0	1	0	0	0	0	1	3	0	1	.304
May 03	ILLINOIS STATE	*of	3	0	0	0	0	0	0	0	0	0	1	0	0	0	2	1	0	0	.288
May 06	PURDUE	*of	3	1	0	0	0	0	1	0	0	0	0	0	0	0	2	3	0	0	.274
May 07	PURDUE	*of	2	0	0	0	0	0	0	1	0	0	0	0	0	0	0	1	0	0	.266
Totals		16gs	64	10	17	11	3	1	2	13	2	0	3	1	1	1	20	25	0	1	.266

On base pct. .407 • Slugging pct. .438

CAREER HIGHS

AB: 5 vs. BRADLEY, 4/19/22
H: 3, 2X, LAST vs. BRADLEY, 4/19/22
R: 2 vs. BRADLEY, 4/19/22
2B: 1, 3X, LAST vs. BRADLEY, 4/19/22
3B: 1 AT RUTGERS, 4/24/22
HR: 1, 2X, LAST vs. BRADLEY, 4/19/22
RBIs: 3 vs. BRADLEY, 4/19/22
BB: 2, 3X, LAST vs. WESTERN ILLINOIS, 4/26/22
SB: 1, 2X, LAST AT RUTGERS, 4/23/22

SEASON HIGHLIGHTS

- Has appeared in 30 games with 16 starts -- nine in right field, six as the designated hitter and one in left field... hitting .266 (17-of-64) with two home runs, three doubles, one triple, 11 RBIs and 10 runs scored... missed the series finale against Purdue after running into the wall and separating his shoulder in game two against the Boilermakers (5/7)... went 2-for-4 with two RBIs in game two at No. 8 Rutgers (4/23) and went 1-for-4 with a triple in the series finale (4/24)... finished 3-for-5 with a double, home run, three RBIs and two runs scored in the midweek win over Bradley (4/19)... went 1-for-3 with the go-ahead two-run double in the seventh against Minnesota (4/17)... finished 3-for-4 with a double, two RBIs and a run scored in the road win at Milwaukee (4/12)... made his first career start against St. Thomas (3/21)... had his first career hit, connecting on a towering solo home run down the left field line against Cornell College (3/2).
- Transfer from Tacoma CC... ABCA/Rawlings Pacific Association second-team All-American in 2021... first-team all-region selection... received team's Silver Slugger Award after hitting .460 with nine doubles, two triples and four home runs... NWAC batting champion.
- Mother is Mary Lou Mulflur, who is the head women's golf coach at the University of Washington.

CAREER STATS

YEAR	AVG.	G-GS	AB	R	H	2B	3B	HR	RBIS	BB	HBP	SO	SB-A
2022	.266	30-16	64	10	17	3	1	2	11	13	2	20	2-2
TOTALS	.266	30-16	64	10	17	3	1	2	11	13	2	20	2-2



44 DUNCAN DAVITT

RS Jr. • RHP • 6-3 • 235 • R/R
Indianola, Iowa • Indianola HS



2022 GAME-BY-GAME STATS

#44 Duncan Davitt - 16 appearances (All games)

Date	Opponent	GS	IP	H	R	ER	BB	SO	2B	3B	HR	WP	BK	HBP	IBB	Score	W-L	Sv	ERA	NP
Feb 26	at AM Corpus Christi		0.1	2	1	1	0	0	0	0	0	0	0	0	0	1-2	0-1	0	27.00	11
Mar 02	CORNELL COLLEGE	*	3.0	1	0	0	1	6	0	0	0	0	0	0	0	8-0	1-1	0	2.70	54
Mar 11	at UC Irvine		2.0	0	0	0	0	4	0	0	0	1	0	1	0	6-7	1-1	0	1.69	25
Mar 15	at San Diego State	*	2.0	1	0	0	1	5	0	0	0	0	0	0	0	6-4	2-1	0	1.23	38
Mar 21	ST. THOMAS	*	3.0	4	1	1	0	4	0	0	0	0	0	0	0	6-5	2-1	0	1.74	41
Mar 27	CENTRAL MICHIGAN		2.0	0	0	0	3	3	0	0	0	0	0	0	0	4-2	2-1	0	1.46	44
Apr 03	at Michigan		1.2	1	3	3	0	4	1	0	0	0	0	1	0	10-3	2-1	0	3.21	34
Apr 06	at Bradley		1.1	0	0	0	0	2	0	0	0	0	0	0	0	9-8	3-1	0	2.93	11
Apr 09	ILLINOIS-2		0.0	0	2	1	2	0	0	0	0	1	0	0	0	5-7	3-1	0	3.52	12
Apr 10	ILLINOIS		1.2	2	0	0	0	3	0	0	0	1	0	0	0	5-9	3-1	0	3.18	30
Apr 16	MINNESOTA		2.0	0	0	0	1	3	0	0	0	0	0	0	0	2-1	3-1	1	2.84	28
Apr 24	at Rutgers		2.0	4	2	2	0	2	2	1	0	0	0	0	0	4-10	3-1	1	3.43	41
May 03	ILLINOIS STATE	*	3.0	4	2	2	0	5	1	0	0	0	1	0	0	2-3	3-1	1	3.75	49
May 08	PURDUE		2.0	0	0	0	0	5	0	0	0	0	0	0	0	9-1	3-1	1	3.46	25
May 14	at Michigan State		3.2	3	0	0	1	3	0	0	0	1	0	3	1	12-2	3-1	1	3.03	71
May 19	INDIANA		4.1	4	2	2	2	4	2	0	0	0	0	0	0	30-16	4-1	1	3.18	72
Totals		4	34.0	26	13	12	11	53	6	1	0	4	0	6	1	119-80	4-1	1	3.18	-

CAREER-HIGHS

IP: 6.0, 3X, LAST VS. NORTHWESTERN, 4/26/21

SO: 7 AT RUTGERS, 4/18/21

BB: 4 AT MICHIGAN STATE, 5/29/21

SEASON HIGHLIGHTS

- Is 4-1 with a 3.18 ERA in 16 appearances (four starts), spanning 34 innings... has 53 strikeouts to 11 walks... recorded his fourth win, tossing 4 1/3 innings, allowing two runs on four hits and striking out four in the series-opening win over Indiana (5/19)... scattered three hits and struck out three over 3 2/3 innings at Michigan State (5/14)... struck out five of the six batters he faced in two innings of relief in the series-clinching win over Purdue (5/8)... tossed two shutout innings, fanning three in game two against Minnesota (4/16)... notched his third win, pitching 1 1/3 innings and fanning two in the extra-inning road win at Bradley (4/6)... toss two scoreless innings, fanning three against Central Michigan (3/27)... allowed one run on four hits and struck out four in a no-decision against St. Thomas (3/21)... notched his second win, allowing no runs on one hit and fanning five at San Diego State (3/15)... tossed two perfect innings at UC Irvine (3/11), fanning four of the six batters he faced... earned the win against Cornell College (3/2), tossing three innings of one-hit ball with six strikeouts in the combined shutout... made his season debut at Texas A&M Corpus Christi (2/26).
- Member of Iowa's weekend rotation in 2021, pitching as Iowa's No. 2, No. 3 and No. 4 starter... went 5-2 with a 5.55 ERA over 48 2/3 innings... had 47 strikeouts to 19 walks.

CAREER STATS

YEAR	ERA	W-L	APP	GS	CG	SHO	SV	IP	H	R	ER	BB	SO
2019	5.22	2-1	17	4	0	0/1	0	39.2	40	29	23	26	50
2020	4.50	0-1	4	4	0	0/0	0	16.0	16	11	8	7	13
2021	5.55	5-2	13	9	0	0/0	0	48.2	48	31	30	19	47
2022	3.18	4-1	16	4	0	0/1	1	34.0	26	13	12	11	53
TOTALS	4.75	11-5	50	21	0	0/2	1	138.1	130	84	73	63	163

Instagram: [UIBaseball](#)



Twitter: [@UIBaseball](#)



Facebook: [iowabaseball](#)

45 PEYTON WILLIAMS

RS So. • 1B • 6-5 • 255 • L/L
Johnston, Iowa • Johnston HS



2022 GAME-BY-GAME STATS

#45 Peyton Williams - 49 games (All games)

Date	Opponent	Pos	AB	R	H	RBI	2B	3B	HR	BB	SB	CS	HBP	SAC	SF	GDP	K	PO	A	E	Avg	
Feb 18	vs Air Force	*1b	5	2	4	3	0	0	1	1	0	0	0	0	0	0	1	4	1	1	.800	
Feb 19	vs Ball State	*1b	3	1	0	0	0	0	2	0	0	0	0	0	0	0	1	2	1	0	.500	
Feb 20	vs Bucknell	*1b	3	0	1	0	1	0	0	1	0	0	0	0	0	0	0	6	1	0	.455	
Feb 25	vs Pepperdine	*1b	4	1	1	0	1	0	0	0	0	0	0	0	0	0	1	7	1	0	.400	
Feb 26	at AM Corpus Christi	*1b	5	0	0	0	0	0	0	0	0	0	0	0	0	0	2	6	0	0	.300	
Feb 27	vs Wichita State	*1b	4	2	4	2	2	0	0	0	0	1	0	0	0	0	0	8	1	0	.417	
Mar 01	LORAS COLLEGE	*1b	4	0	1	1	0	0	1	1	0	0	0	0	0	0	1	5	1	0	.393	
Mar 02	CORNELL COLLEGE	*1b	3	2	1	0	0	0	0	0	0	1	0	0	0	0	0	2	0	0	.387	
Mar 04	vs Wichita State	*1b	4	2	2	1	0	0	1	0	0	1	0	0	0	0	0	11	0	0	.400	
Mar 05	vs Texas A&M	*1b	4	0	1	1	1	0	0	0	0	0	0	0	1	1	3	1	1	0	.385	
Mar 06	vs Washington State	*1b	4	2	1	1	0	0	1	1	0	0	0	0	0	0	1	7	2	0	.372	
Mar 11	at UC Irvine	*1b	5	1	3	0	1	0	0	0	0	0	0	0	0	0	0	4	0	0	.396	
Mar 12	at UC Irvine	*1b	4	0	0	0	0	0	0	0	0	0	0	0	0	0	2	9	2	0	.365	
Mar 13	at UC Irvine	*1b	4	3	2	2	2	0	0	1	0	0	0	0	1	1	3	1	0	0	.375	
Mar 15	at San Diego State	*1b	4	1	4	3	0	0	1	0	1	0	0	0	0	0	0	5	0	0	.417	
Mar 19	TEXAS TECH	*1b	3	1	1	1	0	0	1	0	0	1	0	0	0	0	0	5	0	1	.413	
Mar 20	TEXAS TECH	*1b	3	1	0	0	0	0	0	1	0	0	0	0	0	0	1	3	0	0	.394	
Mar 25	CENTRAL MICHIGAN	*1b	4	0	0	0	0	0	0	1	0	0	0	0	0	0	0	10	1	0	.371	
Mar 26	CENTRAL MICHIGAN	*1b	3	0	0	0	0	0	0	0	0	0	0	0	0	0	2	2	2	1	.356	
Mar 27	CENTRAL MICHIGAN	*1b	4	1	2	1	1	0	1	0	0	0	0	0	0	0	0	8	0	0	.364	
Apr 02	at Michigan-1	*1b	4	0	0	0	0	0	0	1	0	0	0	0	0	0	0	2	7	1	.346	
Apr 02	at Michigan-2	*1b	4	0	1	0	0	0	0	0	0	0	0	0	0	0	0	10	1	0	.341	
Apr 03	at Michigan	*1b	5	1	3	1	2	0	0	0	0	1	0	0	0	0	0	4	0	0	.356	
Apr 06	at Bradley	*1b	4	1	0	0	0	0	0	2	1	0	0	0	0	0	0	8	3	0	.340	
Apr 09	ILLINOIS-1	*1b	2	1	0	0	0	0	0	2	0	0	0	0	0	0	1	4	0	0	.333	
Apr 09	ILLINOIS-2	*1b	6	1	2	1	0	0	1	0	0	0	0	0	0	0	0	10	1	0	.333	
Apr 10	ILLINOIS	*1b	4	1	1	2	0	0	1	1	0	0	0	0	0	0	1	9	0	1	.330	
Apr 12	at Milwaukee	*1b	6	1	3	0	0	0	0	0	0	0	0	0	1	0	0	7	2	0	.339	
Apr 15	MINNESOTA	*1b	2	2	2	3	0	0	1	1	0	1	0	1	0	0	0	7	0	0	.351	
Apr 16	MINNESOTA	*1b	3	0	0	0	0	0	0	0	0	1	0	0	0	0	1	6	2	0	.342	
Apr 17	MINNESOTA	*1b	3	1	1	1	1	0	0	2	0	0	0	0	0	0	1	5	2	0	.342	
Apr 19	BRADLEY	*1b	5	4	5	5	2	1	1	0	0	1	0	0	0	0	0	12	0	0	.368	
Apr 22	at Rutgers	*1b	3	0	1	0	0	0	0	2	0	0	0	0	0	0	0	8	0	0	.367	
Apr 23	at Rutgers	*1b	3	3	2	1	0	0	0	3	0	0	0	0	0	0	0	11	0	0	.374	
Apr 24	at Rutgers	*1b	4	0	1	0	0	0	0	1	0	0	0	0	0	0	1	11	0	0	.370	
Apr 26	WESTERN ILLINOIS	*1b	4	2	2	1	1	1	0	0	0	0	0	0	0	0	0	1	5	1	.374	
Apr 29	at Nebraska	*1b	3	0	2	0	0	0	0	1	0	0	0	0	0	0	0	8	0	0	.380	
May 1	at Nebraska-1	*1b	3	0	1	0	0	0	0	0	0	0	0	0	0	0	1	6	1	0	.379	
May 1	at Nebraska-2	*1b	4	1	2	2	0	0	1	1	0	0	0	0	0	0	0	7	0	0	.383	
May 03	ILLINOIS STATE	*1b	4	0	1	0	0	0	0	1	1	0	0	0	0	0	0	8	0	0	.379	
May 06	PURDUE	*1b	4	1	1	0	1	0	0	0	0	0	0	0	0	0	0	10	0	0	.376	
May 07	PURDUE	*1b	5	1	2	0	0	0	0	0	0	0	0	0	0	0	0	6	2	0	.377	
May 08	PURDUE	*1b	3	2	0	0	0	0	0	1	0	0	1	0	0	0	2	5	0	0	.370	
May 13	at Michigan State	*1b	4	0	1	0	0	0	1	0	0	0	0	0	0	0	1	9	1	0	.367	
May 14	at Michigan State	*1b	3	4	2	2	0	0	1	1	0	0	1	0	0	0	1	10	1	0	.372	
May 15	at Michigan State	*1b	5	2	1	2	0	0	1	1	0	0	0	0	0	0	1	5	2	1	.367	
May 19	INDIANA	*1b	6	2	2	1	0	0	0	0	0	0	2	0	0	0	1	9	2	0	.366	
May 20	INDIANA	*dh	4	0	1	0	0	0	0	0	0	0	0	0	0	0	3	0	0	0	.364	
May 21	INDIANA	*dh	4	0	0	0	0	0	0	0	0	0	0	0	0	0	0	0	0	0	.356	
Totals			49gs	191	51	68	38	17	2	12	32	4	0	13	0	1	3	32	317	37	6	.356

On base pct. .477 • Slugging pct. .654

CAREER-HIGHS

AB: 6, 4X, LAST VS. INDIANA, 5/19/22

H: 5 VS. BRADLEY, 4/19/22

R: 4, 2X, LAST AT MICHIGAN STATE, 5/14/22

2B: 3 AT MICHIGAN STATE, 5/29/21

3B: 1, 4X, LAST VS. WESTERN ILLINOIS, 4/26/22

HR: 2 AT PURDUE, 4/3/21

RBI: 5 VS. BRADLEY, 4/19/22

BB: 4 AT PURDUE, 4/4/21

SB: 1, 4X, LAST VS. ILLINOIS STATE 5/3/22

SEASON HIGHLIGHTS

- First-team All-Big Ten selection... Iowa's starting first baseman... team's best power hitter... has started 49 games -- 47 at first base and two as the designated hitter... hitting .356 (68-of-191) with 38 RBIs, 51 runs scored and 31 extra base hits (17 2B, 12 HR, 2 3B)... has hit safely in 37 games and reached safely in 45 contests... has 19 multi-hit games (12 2-hit, three 3-hit, 3 four-hit, 1 five-hit)... ranks fifth in the Big Ten in on-base (.477) and OPS (1.131), sixth in slugging (.654) and eighth in batting average (.356)... in league games was tied for sixth in walks (19) and tied for eighth in hit by pitches (8)... hit .333 (3-of-9) with two home runs, six runs scored and four RBIs in series win at Michigan State (5/13-15)... went 2-for-3 with a home run, two RBIs and four runs scored in game two and 2-for-5 with a two-run homer -- No. 12 on the year -- in the finale... hit .500 (5-of-10) in the three game series at Nebraska (4/29-5/1)... went 2-for-4 with a two-run home run -- his 10th of the year -- in the series finale to clinch the series win... named Big Ten Player of the Week on April 27 after slashing .600/.727/1.067 in leading Iowa to a 3-1 week... hit .400 (4-of-10) with six walks in road series at No. 8 Rutgers (4/22-24)... became the first Hawkeye to hit for the cycle since 2018, finishing 5-for-5 with two doubles, one triple, one home run, five RBIs and four runs scored (and reached base safely in all six plate appearances) against Bradley (4/12)... five hits tied a single-game school record and five RBIs and four runs were career highs... hit his eighth home run and finished 2-for-2 with three RBIs and two runs scored in game one against Minnesota (4/15)... went 3-for-6 in road win at Milwaukee (4/12)... hit his sixth and seventh home runs in consecutive games against Illinois (4/9-10)... went 3-for-5 with two doubles in series finale at Michigan (4/3)... finished 2-for-4 with a solo home run -- his fifth of the season -- and double in series finale against Central Michigan (3/27)... went 4-for-4 with a home run and three RBIs in road series at San Diego State (3/15)... hit .385 (5-of-13) with three doubles, four runs and three RBIs at UC Irvine (3/11-13)... went 3-for-5 in game one and 2-for-4 with two doubles, three runs and two RBIs in the series finale... named to the Frisco Classic All-Tournament Team after hitting .333 (4-of-12) with one double, two home runs, three RBIs and four runs scored... went 2-for-4 with a solo home run against Wichita State (3/4) and 1-for-4 with a 422-foot long ball and two runs scored against Washington State (3/6)... hit .385 (5-of-13) with three doubles, three runs and two RBIs at Kleberg Bank Classic (2/25-27)... went 4-for-4 with two doubles, two RBIs and two runs scored in finale against Wichita State (2/27), tying a career-high in hits... hit .455 (5-for-11) with a double, home run and three RBIs at the Swig & Swine Classic (2/18-20)... went 4-for-5 with a home run, three RBIs and two runs scored in season opener against Air Force (2/18)... the four hits tied a career high... named to the Big Ten Preseason Honors List.
- Rated as the No. 267 player nationally and the No. 9 player in the Big Ten on Perfect Game's 2022 Draft Board... ranked as the No. 14 player in the Big Ten for the 2022 MLB Draft by D1Baseball.com.
- Started 36 games -- 25 at first base and 11 as designated hitter -- where he hit .295 (36-of-122) with 15 doubles, six home runs, 27 RBIs and 34 runs scored... led the Big Ten in walks (34) and was third in on-base percentage (.470), tied for third in doubles (15) and seventh in slugging percentage (.582)...
- Hit a record 13 home runs in 33 games for the Waterloo Bucks in the Northwoods League in 2020.
- Collegiate Baseball Freshman All-American in 2020.

CAREER STATS

YEAR	AVG.	G-GS	AB	R	H	2B	3B	HR	RBIS	BB	HBP	SO	SB-A
2020	.298	15-15	57	13	17	4	1	2	16	8	1	11	1-1
2021	.295	38-36	122	34	36	15	1	6	27	34	7	37	0-0
2022	.356	49-49	191	51	68	17	2	12	28	32	13	32	4-4
TOTALS	.327	102-100	370	98	121	36	4	20	81	74	21	80	5-5

Instagram: [UIBaseball](#)




Twitter: [@UIBaseball](#)



Facebook: [iowabaseball](#)

47 WILL CHRISTOPHERSEN

RS So. • RHP • 6-4 • 210 • R/R
Bettendorf, Iowa • Michigan State • Pleasant Valley HS



2022 GAME-BY-GAME STATS

#47 Will Christophersen - 11 appearances (All games)

Date	Opponent	GS	IP	H	R	ER	BB	SO	2B	3B	HR	WP	BK	HBP	IBB	Score	W-L	Sv	ERA	NP
Feb 19	vs Ball State		1.0	0	0	0	0	4	0	0	0	1	0	0	0	11-1	0-0	0	0.00	18
Feb 26	at AM Corpus Christi		3.2	0	0	0	0	5	0	0	0	0	0	0	0	1-2	0-0	0	0.00	56
Mar 04	vs Wichita State		2.0	4	2	2	0	2	0	1	0	0	0	0	0	4-6	0-1	0	2.70	34
Mar 11	at UC Irvine		1.0	0	3	3	2	2	0	0	0	0	1	1	0	6-7	0-2	0	5.87	28
Apr 02	at Michigan-1		1.0	0	0	0	0	3	0	0	0	0	0	0	0	8-2	0-2	0	5.19	13
Apr 06	at Bradley		0.1	1	1	1	1	0	0	0	0	1	0	0	0	9-8	0-2	0	6.00	11
Apr 09	ILLINOIS-2		0.0	1	0	0	0	0	1	0	0	0	0	0	0	5-7	0-2	0	6.00	7
Apr 10	ILLINOIS		0.1	0	3	0	2	0	0	0	0	0	1	1	1	5-9	0-2	0	5.79	13
Apr 19	BRADLEY		2.0	2	1	1	0	2	0	0	0	0	0	1	0	15-8	0-2	0	5.56	27
Apr 26	WESTERN ILLINOIS		0.0	1	0	0	0	0	0	0	0	0	0	0	0	11-1	0-2	0	5.56	3
May 20	INDIANA		1.0	0	0	0	0	2	0	0	0	0	0	0	0	12-0	0-2	0	5.11	11
Totals		0	12.1	9	10	7	5	20	1	1	0	2	1	3	1	87-51	0-2	0	5.11	-

CAREER-HIGHS

IP: 5.0 vs. MARYLAND, 3/6/21
 SO: 7 vs. MARYLAND, 3/6/21
 BB: 3, 2X, LAST AT RUTGERS, 5/22/21

SEASON HIGHLIGHTS

- Left April 26 game because of injury... returned after missing three weeks because of injury on April 2... has made 11 relief appearances... is 0-2 with a 5.11 ERA, fanning 20 to five walks over 12 1/3 innings... pitched a perfect ninth, fanning a pair, in a combined shutout win over Indiana (5/20)... struck out the side at Michigan on April 2 in his first outing since March 11... had five strikeouts in 3 2/3 innings at Texas A&M Corpus Christi... struck out four batters in his Hawkeye debut in an 11-1 win over Ball State (2/19).
- Michigan State transfer... made 22 appearances -- all in relief -- going 2-2 with a 3.19 ERA.

CAREER STATS

YEAR	ERA	W-L	APP	GS	CG	SHO	SV	IP	H	R	ER	BB	SO
2020	6.14	1-1	7	0	0	0/0	0	7.1	8	7	5	5	12
2021	2.45	1-1	15	0	0	0/0	1	29.1	27	11	8	17	39
2022	5.11	0-2	11	0	0	0/1	0	12.1	9	10	7	5	20
TOTALS	3.67	2-4	33	0	0	0/1	1	49.0	44	28	20	27	71

Instagram: [UIBaseball](#)




Twitter: [@UIBaseball](#)



Facebook: [iowabaseball](#)

50 BENJAMIN DETAEYE

RS So. • LHP • 6-0 • 195 • L/L
Clive, Iowa • Iowa Central CC • Des Moines Valley HS



2022 GAME-BY-GAME STATS

#50 Benjamin DeTaeve - 10 appearances (All games)

Date	Opponent	GS	IP	H	R	ER	BB	SO	2B	3B	HR	WP	BK	HBP	IBB	Score	W-L	Sv	ERA	NP
Feb 18	vs Air Force		0.1	0	1	1	3	0	0	0	0	0	0	0	0	12-2	0-0	0	27.00	-
Mar 02	CORNELL COLLEGE		1.0	0	0	0	1	3	0	0	0	0	0	0	0	8-0	0-0	0	6.75	20
Mar 15	at San Diego State		1.0	0	0	0	1	2	0	0	0	0	0	0	0	6-4	0-0	0	3.86	19
Mar 19	TEXAS TECH		0.2	2	3	3	2	2	2	0	0	1	0	0	0	3-11	0-0	0	12.00	28
Apr 09	ILLINOIS-2		2.1	0	2	2	3	6	0	0	0	1	0	0	1	5-7	0-1	0	10.12	37
Apr 12	at Milwaukee		2.0	1	0	0	1	4	0	0	0	0	0	0	0	16-2	0-1	0	7.36	30
Apr 17	MINNESOTA		2.0	1	0	0	2	2	1	0	0	0	0	0	0	9-3	0-1	0	5.79	38
Apr 26	WESTERN ILLINOIS	*	2.0	2	0	0	0	2	0	0	0	0	0	0	0	11-1	1-1	0	4.76	25
May 1	at Nebraska-1		0.0	2	2	0	3	0	0	0	1	1	0	0	0	1-12	1-1	0	4.76	21
May 15	at Michigan State		1.0	0	0	0	0	0	0	0	0	0	1	0	0	8-11	1-1	0	4.38	10
Totals		1	12.1	8	8	6	16	21	3	0	1	3	0	1	1	79-53	1-1	0	4.38	-

CAREER-HIGHS

IP: 2.1 vs. ILLINOIS, 4/9/22
SO: 6 vs. ILLINOIS, 4/9/22
BB: 3, 3X, LAST AT NEBRASKA, 5/1/22

SEASON HIGHLIGHTS

- Is 1-1 with a 4.38 ERA in 10 appearances (one start) spanning 12 1/3 innings... has 21 strikeouts (to 16 walks)... notched his first win in his first career start, tossing two shutout innings and fanning two against Western Illinois (4/26)... pitched two scoreless innings, fanning two in the series finale against Minnesota (4/17)... against struck out four in two innings in road win at Milwaukee (4/12)... logged a career-best 2 1/3 innings against Illinois (4/9), striking out six (to three walks) without allowing a hit... struck out the side as part of the combined shutout victory over Cornell College (3/2)... made Hawkeye debut against Air Force (2/18).
- Transfer from Iowa Central CC... went 2-1 with a 2.08 ERA in six appearances, including four starts.

CAREER STATS

YEAR	ERA	W-L	APP	GS	CG	SHO	SV	IP	H	R	ER	BB	SO
2022	4.38	1-1	10	1	0	0/1	0	12.1	8	8	6	16	21
TOTALS	4.38	1-1	10	1	0	0/1	0	12.1	8	8	6	16	21



STARTING LINEUPS BY GAME

Date	Opp.	C	1B	2B	3B	SS	LF	CF	RF	DH
2/18	vs. Air Force	McCleary	Williams	Sher	Nelson	Seegers	Frazier	Huckstorf	Anthony	Snep
2/19	vs. Ball State	McCleary	Williams	Sher	Nelson	Seegers	Frazier	Huckstorf	Anthony	Snep
2/20	vs. Bucknell	McCleary	Williams	Sher	Hojnar	Seegers	Frazier	Peterson	Anthony	Snep
2/25	vs. Pepperdine	McCleary	Williams	Sher	Hojnar	Seegers	Frazier	Huckstorf	Anthony	Snep
2/26	at TAMUCC	McCleary	Williams	Sher	Nelson	Seegers	Frazier	Huckstorf	Anthony	Mangano
2/27	vs. Wich. St.	Moss	Williams	Sher	Hojnar	Seegers	Frazier	Huckstorf	Anthony	Snep
3/1	Loras	McCleary	Williams	Sher	Hojnar	Seegers	Petersen	Huckstorf	Anthony	Snep
3/2	Cornell	Tallman	Williams	Wilmes	Nelson	Sher	Nigut	Petersen	Frazier	Anthony
3/4	vs. Wich. St.	McCleary	Williams	Sher	Hojnar	Seegers	Frazier	Huckstorf	Anthony	Mangano
3/5	vs. TAMU	Tallman	Williams	Nelson	Hojnar	Seegers	Frazier	Huckstorf	Anthony	Mangano
3/6	vs. WAZU	McCleary	Williams	Wilmes	Sher	Seegers	Petersen	Huckstorf	Frazier	Anthony
3/11	at UC Irvine	Tallman	Williams	Fullard	Sher	Seegers	Petersen	Huckstorf	Anthony	Mangano
3/12	at UC Irvine	McCleary	Williams	Hojnar	Sher	Seegers	Frazier	Petersen	Anthony	Snep
3/13	at UC Irvine	Moss	Williams	Hojnar	Sher	Seegers	Frazier	Huckstorf	Anthony	Mangano
3/15	at SDSU	McCleary	Williams	Wilmes	Hojnar	Seegers	Frazier	Huckstorf	Anthony	Mangano
3/19	Texas Tech	McCleary	Williams	Hojnar	Sher	Seegers	Mangano	Huckstorf	Anthony	Snep
3/20	Texas Tech	Tallman	Williams	Wilmes	Nelson	Seegers	Frazier	Huckstorf	Anthony	Snep
3/21	St. Thomas	McCleary	Hojnar	Wilmes	Nelson	Seegers	Petersen	Huckstorf	Anthony	Mulflur
3/25	C. Michigan	Tallman	Williams	Hojnar	Nelson	Seegers	Petersen	Huckstorf	Frazier	Anthony
3/26	C. Michigan	McCleary	Williams	Hojnar	Nelson	Seegers	Petersen	Huckstorf	Frazier	Anthony
3/27	C. Michigan	Tallman	Williams	Hojnar	Nelson	Seegers	Petersen	Huckstorf	Anthony	Mangano
4/2	Michigan	Tallman	Williams	Hojnar	Nelson	Seegers	Petersen	Huckstorf	Anthony	Snep
4/2	Michigan	Moss	Williams	Fullard	Nelson	Seegers	Petersen	Huckstorf	Anthony	Snep
4/3	Michigan	Tallman	Williams	Hojnar	Sher	Seegers	Petersen	Huckstorf	Anthony	Fullard
4/6	Bradley	Tallman	Williams	Sher	Nelson	Seegers	Petersen	Huckstorf	Anthony	Fullard
4/9	Illinois	Tallman	Williams	Sher	Nelson	Seegers	Petersen	Huckstorf	Anthony	Fullard
4/9	Illinois	McCleary	Williams	Fullard	Sher	Seegers	Petersen	Huckstorf	Anthony	Mangano
4/10	Illinois	Tallman	Williams	Fullard	Wilmes	Seegers	Petersen	Huckstorf	Anthony	Mangano
4/12	at Milwaukee	Tallman	Williams	Fullard	Wilmes	Seegers	Petersen	Huckstorf	Anthony	Mulflur
4/15	Minnesota	Tallman	Williams	Fullard	Wilmes	Seegers	Petersen	Huckstorf	Anthony	Mulflur
4/16	Minnesota	Tallman	Williams	Fullard	Wood	Seegers	Petersen	Huckstorf	Frazier	Mulflur
4/17	Minnesota	Tallman	Williams	Fullard	Wilmes	Seegers	Petersen	Huckstorf	Mulflur	McCleary
4/19	Bradley	Tallman	Williams	Fullard	Wilmes	Seegers	Petersen	Huckstorf	Anthony	Mulflur
4/22	at Rutgers	Tallman	Williams	Fullard	Sher	Seegers	Petersen	Huckstorf	Anthony	Mulflur
4/23	at Rutgers	Tallman	Williams	Fullard	Sher	Seegers	Petersen	Huckstorf	Mulflur	Anthony
4/24	at Rutgers	Tallman	Williams	Fullard	Sher	Seegers	Petersen	Huckstorf	Mulflur	Anthony
4/26	W. Illinois	McCleary	Williams	Fullard	Sher	Seegers	Petersen	Huckstorf	Mulflur	Anthony
4/29	at Nebraska	Tallman	Williams	Fullard	Sher	Seegers	Petersen	Huckstorf	Mulflur	Anthony
5/1	at Nebraska	Tallman	Williams	Fullard	Sher	Seegers	Petersen	Huckstorf	Mulflur	Anthony
5/1	at Nebraska	Tallman	Williams	Fullard	Sher	Seegers	Petersen	Huckstorf	Mulflur	Anthony
5/3	Illinois St.	McCleary	Williams	Fullard	Sher	Seegers	Mulflur	Petersen	Anthony	Mangano
5/6	Purdue	Tallman	Williams	Fullard	Sher	Seegers	Wilmes	Huckstorf	Mulflur	Anthony
5/7	Purdue	Tallman	Williams	Fullard	Sher	Seegers	Wilmes	Huckstorf	Mulflur	Anthony
5/8	Purdue	Moss	Williams	Fullard	Sher	Seegers	Wilmes	Huckstorf	Anthony	Hojnar
5/13	at Mich. St.	Tallman	Williams	Fullard	Sher	Seegers	Wilmes	Huckstorf	Anthony	Moss
5/14	at Mich. St.	Moss	Williams	Hojnar	Sher	Seegers	Wilmes	Huckstorf	Anthony	Fullard
5/15	at Mich. St.	Moss	Williams	Hojnar	Wilmes	Seegers	Petersen	Huckstorf	Anthony	Fullard
5/19	Indiana	Tallman	Williams	Hojnar	Sher	Seegers	Petersen	Huckstorf	Anthony	Fullard
5/20	Indiana	Moss	Fullard	Hojnar	Wilmes	Seegers	Petersen	Huckstorf	Anthony	Williams
5/21	Indiana	Moss	Fullard	Wilmes	Sher	Seegers	Petersen	Huckstorf	Anthony	Williams

PINCH-HITTING BREAKDOWN

Player	Avg.	AB-H-RBI	2B-3B-HR	BB-HBP-SO
Brayden Frazier	.000	1-0-0	0-0-0	1-0-0
DJ Heck	.000	4-0-1	0-0-0	0-0-2
Sam Hojnar	.333	6-2-0	0-0-0	0-0-1
Kyle Huckstorf	.000	1-0-0	0-0-0	0-0-0
Sam Link	.000	1-0-0	0-0-0	0-0-0
Anthony Mangano	.286	14-4-2	1-0-0	0-2-5
Brett McCleary	.333	6-2-0	0-0-0	3-0-1
Cade Moss	.000	0-0-0	0-0-0	1-0-0
Will Mulflur	.300	10-3-0	0-0-0	1-0-6
Alec Nigut	.000	3-0-0	0-0-0	2-0-1
Andy Nelson	.333	3-1-0	0-0-0	0-0-1
Sam Peterson	.000	4-0-0	0-0-0	1-0-3
Brendan Sher	.000	1-0-0	0-0-0	1-0-1
Ty Snep	.333	3-1-0	0-0-0	0-0-0
Ben Tallman	.000	1-0-0	0-0-0	0-0-1
Ben Wilmes	.000	1-0-0	0-0-0	0-0-0
Mitch Wood	.167	6-1-1	0-0-0	0-0-0

STARTING LINEUPS - BATTING ORDER

- Seegers (46), Wilmes (2), Petersen (1), Huckstorf (1)
- Williams (38), Petersen (6), Mangano (4), Hojnar (1), Huckstorf (1)
- Anthony (35), Williams (11), Snep (3), Fullard (2)
- Anthony (14), Fullard (11), Mulflur (10), Hojnar (8), Tallman (4), Snep (2), Frazier (1), Sher (1)
- Fullard (15), Sher (6), Hojnar (6), Frazier (5), Nelson (4), Snep (4), Mangano (3), McCleary (2), Petersen (2), Mulflur (2), Wilmes (1)
- Nelson (8), Frazier (6), Sher (6), Petersen (5), Huckstorf (4), Mangano (4), Wilmes (3), Hojnar (3), Tallman (3), Mulflur (3), Snep (2), McCleary (2), Moss (2)
- Petersen (14), Huckstorf (11), Sher (6), McCleary (5), Moss (2), Tallman (2), Nelson (2), Frazier (2), Wilmes (2), Nigut (1), Fullard (1), Hojnar (1), Seegers (1)
- Tallman (18), Sher (9), McCleary (8), Petersen (3), Huckstorf (3), Moss (3), Hojnar (2), Mulflur (1), Frazier (1), Wood (1), Seegers (1)
- Huckstorf (26), Wilmes (10), Sher (6), Peterson (3), Moss (2), Frazier (2), Seegers (1)

CAREER MULTI-HIT GAMES

Player	2018	2019	2020	2021	2022	Total
Keaton Anthony	--	--	--	--	21	21
Izaya Fullard	--	14	7	14	12	47
Brayden Frazier	--	--	--	7	1	8
Sam Hojnar	--	--	--	--	7	7
Kyle Huckstorf	--	--	--	--	7	7
Anthony Mangano	--	--	--	--	1	1
Will Mulflur	--	--	--	--	3	3
Brett McCleary	1	1	--	3	2	7
Cade Moss	--	--	--	--	2	2
Dylan Nedved	--	--	4	10	--	14
Andy Nelson	--	--	--	--	3	3
Sam Petersen	--	--	--	--	10	10
Michael Seegers	--	--	--	1	17	18
Andy Nelson	--	--	--	--	3	3
Brendan Sher	--	4	2	3	6	15
Tyler Snep	--	--	--	2	1	3
Ben Tallman	--	--	--	--	6	6
Peyton Williams	--	--	4	8	19	31
Ben Wilmes	--	--	--	--	2	2

CAREER MULTI-RBI GAMES

Player	2018	2019	2020	2021	2022	Total
Keaton Anthony	--	--	--	--	13	13
Brayden Frazier	--	--	2	5	3	10
Izaya Fullard	--	7	6	5	2	20
Sam Hojnar	--	--	--	--	3	3
Kyle Huckstorf	--	--	--	--	5	5
Sam Link	--	--	1	--	--	1
Brett McCleary	1	--	--	3	2	6
Cade Moss	--	--	--	--	1	1
Will Mulflur	--	--	--	--	4	4
Dylan Nedved	--	--	2	4	--	6
Andy Nelson	--	--	--	--	1	1
Sam Petersen	--	--	--	--	7	7
Michael Seegers	--	--	--	--	7	7
Brendan Sher	--	--	1	3	4	8
Tyler Snep	--	--	--	2	--	2
Ben Tallman	--	--	--	--	2	2
Peyton Williams	--	--	6	8	10	24
Ben Wilmes	--	--	--	--	6	6

HITTING/ON-BASE STREAKS

Player	Hitting	Career	On-Base	Career
Keaton Anthony	11	11	11	19
Brayden Frazier	--	3	--	6
Izaya Fullard	4	12	11	27
DJ Heck	--	--	--	1
Sam Hojnar	4	4	4	5
Kyle Huckstorf	--	6	8	12
Sam Link	--	1	--	1
Anthony Mangano	--	5	--	5
Brett McCleary	3	5	4	7
Cade Moss	--	5	--	5
Will Mulflur	--	4	2	11
Dylan Nedved	--	5	--	14
Andy Nelson	--	5	--	6
Alec Nigut	--	--	1	3
Sam Petersen	--	5	2	8
Michael Seegers	--	7	7	16
Brendan Sher	--	6	2	12
Ty Snep	1	3	2	7
Ben Tallman	--	5	--	7
Peyton Williams	--	14	--	29
Ben Wilmes	--	3	10	12
Mitch Wood	--	1	--	1



STARTING PITCHERS

Pitcher	Date	Opp.	Dec.	IP	H	R	ER	BB	SO	NP	Score	Final
Mazur	2/18	Air Force	W	6.0	1	1	1	0	9	82	8-1	12-2
Schultz	2/19	Ball State	ND	4.0	2	1	1	3	9	81	3-1	11-1
Morgan	2/20	Bucknell	ND	4.0	1	0	0	3	6	71	1-0	3-0
Mazur	2/25	Pepperdine	W	7.2	3	0	0	2	9	93	3-0	3-1
Schultz	2/26	TAMUCC	ND	5.0	2	1	1	0	7	65	1-1	1-2
Morgan	2/27	Wichita State	ND	3.2	3	5	5	5	6	96	4-4	7-8
Simpson	3/1	Loras College	L	3.0	5	3	2	1	4	49	0-3	1-3
Davitt	3/2	Cornell C.	W	3.0	1	0	0	1	6	54	5-0	8-0
Mazur	3/4	Wichita State	ND	5.2	5	4	4	1	3	83	4-4	4-6
Baumann	3/5	Texas A&M	ND	0.1	0	0	0	3	0	18	0-0	3-7
Morgan	3/6	WAZZU	ND	2.1	5	3	3	2	1	49	0-3	6-5
Mazur	3/11	at UC Irvine	ND	4.2	4	3	3	4	7	94	3-3	6-7
Nedved	3/12	at UC Irvine	L	7.0	4	2	2	2	4	94	1-2	1-2
Langenberg	3/13	at UC Irvine	W	5.0	7	2	2	2	2	87	9-2	12-10
Davitt	3/15	at San Diego St.	W	2.0	1	0	0	1	5	38	6-0	6-4
Mazur	3/19	Texas Tech	L	4.0	4	6	4	4	5	99	1-6	3-11
Langenberg	3/20	Texas Tech	ND	5.0	3	1	1	2	10	91	1-1	6-3
Davitt	3/21	St. Thomas	ND	3.0	4	1	1	0	4	41	2-1	6-5
Mazur	3/25	C. Michigan	ND	5.0	1	3	2	4	5	92	3-1	7-4
Nedved	3/26	C. Michigan	L	3.0	4	7	7	3	4	66	0-4	1-10
Langenberg	3/27	C. Michigan	ND	4.0	5	1	1	2	7	80	2-1	4-2
Nedved	4/2	Michigan	W	7.0	4	2	2	2	4	103	8-0	8-2
Mazur	4/2	Michigan	L	7.0	3	2	2	3	4	90	0-2	0-2
Langenberg	4/3	Michigan	W	5.2	5	0	0	2	11	107	7-0	10-3
Baumann	4/6	Bradley	ND	1.0	3	4	4	2	1	29	0-4	9-8
Nedved	4/9	Illinois	W	5.0	3	1	1	3	6	92	3-1	4-2
Mazur	4/9	Illinois	ND	6.0	3	1	1	2	9	94	4-1	5-7
Langenberg	4/10	Illinois	ND	6.1	6	4	4	2	6	91	2-4	5-9
Schultz	4/12	at Milwaukee	W	1.0	0	0	0	0	5	6-0	16-2	
Mazur	4/15	Minnesota	W	8.0	6	3	1	0	11	98	9-3	9-3
Schultz	4/16	Minnesota	ND	4.2	4	1	1	2	5	61	0-1	2-1
Langenberg	4/17	Minnesota	ND	3.0	6	3	3	1	2	56	0-3	9-3
Llewellyn	4/19	Bradley	ND	1.0	0	2	2	3	1	27	1-0	15-8
Mazur	4/22	at Rutgers	W	8.0	6	1	1	0	11	102	4-1	4-1
Schultz	4/23	at Rutgers	W	8.0	2	0	0	1	6	85	12-0	12-2
Langenberg	4/24	at Rutgers	L	1.0	3	4	4	1	1	35	1-4	4-10
DeTaeye	4/26	W. Illinois	W	2.0	2	0	0	0	2	25	1-0	11-1
Mazur	4/29	at Nebraska	W	9.0	2	0	0	2	6	102	1-0	1-0
Schultz	5/1	at Nebraska	L	2.1	5	9	8	4	3	58	1-9	1-12
Langenberg	5/1	at Nebraska	ND	5.0	3	1	0	1	6	78	3-1	5-3
Davitt	5/3	Illinois State	ND	3.0	4	2	2	0	5	49	2-2	2-3
Mazur	5/6	Purdue	W	8.2	5	2	2	1	3	96	5-2	5-2
Schultz	5/7	Purdue	L	2.2	5	3	3	0	2	34	0-3	6-10
Langenberg	5/8	Purdue	W	7.0	5	1	1	1	7	96	9-1	9-1
Mazur	5/13	at Mich. St.	W	7.0	4	0	0	2	7	92	4-0	5-0
Schultz	5/14	at Mich. St.	ND	0.2	4	2	2	0	1	30	0-2	12-2
Langenberg	5/15	at Mich. St.	L	1.0	5	6	5	1	1	23	1-6	8-11
Mazur	5/19	Indiana	ND	2.0	9	9	9	1	1	52	2-9	30-11
Nedved	5/20	Indiana	W	6.0	1	0	0	4	6	93	9-0	12-0
Langenberg	5/21	Indiana	W	5.0	4	0	0	3	4	92	2-0	2-1

STARTING PITCHER RECORDS

Pitcher	2022	Career
Cam Baumann	0-0	9-9
Ben Beutel	--	0-0
Duncan Davitt	2-0	5-2
Benjamin DeTaeye	1-0	1-0
Ty Langenberg	4-2	4-2
Luke Llewellyn	0-0	0-0
Adam Mazur	7-2	7-2
Marcus Morgan	0-0	0-0
Dylan Nedved	3-2	3-2
Connor Schultz	2-2	2-2
Jared Simpson	0-1	0-1

STARTING PITCHER STATS

Pitcher	Starts	IP	W-L	R-ER	BB-K	ERA	B/AVG.
Cam Baumann	2	1.1	0-0	4-4	5-1	27.00	.429
Duncan Davitt	4	11.0	2-0	3-3	2-20	2.45	.244
Benjamin DeTaeye	1	2.0	1-0	0-0	0-2	0.00	.286
Ty Langenberg	11	48.0	4-2	23-21	18-57	3.94	.272
Luke Llewellyn	1	1.0	0-0	2-2	3-1	18.00	.000
Adam Mazur	14	88.2	7-2	35-30	26-90	3.05	.176
Marcus Morgan	3	10.0	0-0	8-8	10-13	7.20	.243
Dylan Nedved	5	28.0	3-2	12-12	16-27	3.86	.170
Connor Schultz	8	28.1	2-2	17-16	10-33	5.08	.226
Jared Simpson	1	3.0	0-1	3-2	1-4	6.00	.357
TOTALS	50	221.1	19-9	107-98	91-248	3.98	.216

RUN SUPPORT

	Starts	Total Runs	Avg.
Cam Baumann	2	12	6.0
<i>High: 9 at Bradley, 4/6/22</i>			
<i>Low: 3 vs. Texas A&M, 3/5/22</i>			
Duncan Davitt	4	24	6.0
<i>High: 8 vs. Cornell College, 3/2/22</i>			
<i>Low: 3 vs. Illinois State, 5/3/22</i>			
Benjamin DeTaeye	1	11	11.0
<i>High: 11 vs. Western Illinois, 4/26/22</i>			
<i>Low: 11 vs. Western Illinois, 4/26/22</i>			
Ty Langenberg	11	74	6.7
<i>High: 12 at UC Irvine, 3/13/22</i>			
<i>Low: 2 vs. Indiana, 5/21/22</i>			
Luke Llewellyn	1	15	15.0
<i>High: 15 vs. Bradley, 4/19/22</i>			
<i>Low: 15 vs. Bradley, 4/19/22</i>			
Adam Mazur	14	96	6.8
<i>High: 30 vs. Indiana, 5/19/22</i>			
<i>Low: 1 at Nebraska, 4/29/22</i>			
Marcus Morgan	3	15	5.0
<i>High: 7 vs. Wichita State, 2/27/22</i>			
<i>Low: 3 vs. Bucknell, 2/20/22</i>			
Dylan Nedved	5	26	5.2
<i>High: 12 vs. Indiana, 5/20/22</i>			
<i>Low: 1, 2X, last vs. Central Michigan, 3/26/22</i>			
Connor Schultz	8	62	7.8
<i>High: 12, 2X, last at Michigan State, 5/14/22</i>			
<i>Low: 1, 2X, last at Nebraska, 5/1/22</i>			
Jared Simpson	1	1	1.0
<i>High: 1 vs. Loras College, 3/1/22</i>			
<i>Low: 1 vs. Loras College, 3/1/22</i>			



BULLPEN STATISTICS

Pitcher	W-L-S	App.	ERA	IP	H	R	ER	BB	K	B/Avg.
Keaton Anthony	0-0-0	1	0.00	2.0	0	0	0	1	4	.000
Cam Baumann	0-0-1	10	4.50	14.0	14	10	7	9	16	.241
Ben Beutel	3-0-4	26	1.33	27.0	17	5	4	4	36	.200
Brody Brecht	1-3-0	16	2.42	22.1	12	14	6	23	44	.146
Will Christophersen	0-2-0	11	5.11	12.1	9	10	7	5	20	.188
Duncan Davitt	2-1-0	12	3.52	23.0	16	10	9	9	33	.190
Casey Day	0-0-2	8	3.18	5.2	3	3	2	6	7	.158
Benjamin DeTaeye	0-1-0	9	5.23	10.1	6	8	6	16	19	.171
Jacob Henderson	1-0-1	20	3.55	12.2	19	11	5	3	18	.358
Tyson James	0-0-0	2	0.00	1.2	0	0	0	5	3	.000
Ty Langenberg	2-0-0	2	1.93	9.1	5	2	2	1	12	.161
Luke Llewellyn	1-1-3	11	0.82	11.0	6	3	1	9	9	.162
Marcus Morgan	0-0-0	7	8.44	5.1	8	7	5	11	13	.320
Dylan Nedved	3-0-3	12	3.28	35.2	24	15	13	12	41	.197
Connor Schultz	0-0-0	6	3.97	11.1	4	6	5	7	12	.111
Jared Simpson	0-0-0	11	1.64	11.0	7	2	2	10	17	.184
Chas Wheatley	1-0-0	9	4.35	10.1	9	5	5	6	8	.237
TOTALS	14-8-15	50	3.16	225.0	159	111	79	137	312	.198

BULLPEN STATISTICS

Opponent	Date	W-L-S	Pitchers	Inn.	H	R-ER	BB-SO
vs. Air Force	2/18	0-0-0	Baumann, DeTaeye, Henderson	3.0	0	1-1	3-5
vs. Ball State	2/19	1-0-0	Brecht, Christophersen	5.0	0	0-0	3-11
vs. Bucknell	2/20	1-0-1	Langenberg, Nedved	5.0	2	0-0	1-6
vs. Pepperdine	2/25	0-0-1	Nedved	1.1	1	1-1	1-2
at TAMUCC	2/26	0-1-0	Baumann, Christophersen, Beutel, Day, Davitt	5.1	3	1-1	2-9
vs. Wichita St.	2/27	0-1-0	Brecht, Nedved	4.1	4	3-3	4-5
Loras College	3/1	0-0-0	Llewellyn, Beutel, Henderson, Day	6.0	2	0-0	2-8
Cornell Coll.	3/2	0-0-0	Wheatley, James, DeTaeye, Brecht, Anthony	6.0	1	0-0	4-13
vs. Wichita St.	3/4	0-1-0	Christophersen, Henderson, Beutel	3.1	6	2-2	0-3
vs. Texas A&M	3/5	0-1-0	Nedved, Brecht, Beutel, Henderson, Wheatley	7.2	7	7-2	5-11
vs. WAZZU	3/6	1-0-1	Langenberg, Day	6.2	3	2-2	2-8
at UC Irvine	3/11	0-1-0	Christophersen, Henderson, Davitt	3.1	1	4-3	2-6
at UC Irvine	3/12	0-0-0	Beutel	1.0	1	0-0	0-1
at UC Irvine	3/13	0-0-1	Schultz, Baumann, Beutel, Henderson, Llewellyn	4.0	5	8-6	5-7
at San Diego St.	3/15	0-0-1	Simpson, Morgan, Wheatley, Beutel, DeTaeye, Brecht, Henderson, Llewellyn, Day	7.0	8	4-3	6-15
Texas Tech	3/19	0-0-0	Schultz, DeTaeye, Simpson	5.0	4	5-4	4-7
Texas Tech	3/20	1-0-0	Nedved	4.0	1	2-2	0-7
St. Thomas	3/21	1-0-1	Morgan, Brecht, Beutel, Day, Llewellyn	6.0	5	4-3	1-9
C. Michigan	3/25	1-0-1	Beutel, Simpson, Henderson, Day, Llewellyn	4.0	4	1-1	2-4
C. Michigan	3/26	0-0-0	Schultz, Morgan, Baumann, Brecht	6.0	4	3-0	8-8
C. Michigan	3/27	1-0-1	Davitt, Beutel, Day, Llewellyn, Henderson	5.0	0	1-1	6-7
Michigan	4/2	0-0-0	Simpson, Christophersen	2.0	1	0-0	0-4
Michigan	4/2	0-0-0	Beutel	1.0	0	0-0	0-1
Michigan	4/3	0-0-0	Davitt, Beutel, Llewellyn	3.1	2	3-3	1-5
Bradley	4/6	1-0-0	Henderson, Morgan, Simpson, Brecht, Schultz Christophersen, Beutel, Llewellyn, Davitt	10.0	6	4-4	6-17
Illinois	4/9	0-0-1	Schultz, Beutel	4.0	2	1-1	1-4
Illinois	4/9	0-1-0	Davitt, Simpson, Christophersen, Brecht, Beutel Llewellyn, Henderson, DeTaeye, Morgan	7.0	5	6-5	9-13
Illinois	4/10	0-1-0	Davitt, Llewellyn, Christophersen, Day, Henderson	2.2	3	5-0	5-3
at Milwaukee	4/12	0-0-0	Wheatley, Simpson, Morgan, Henderson DeTaeye, Baumann, James, Brecht	8.0	2	2-2	10-12
Minnesota	4/15	0-0-0	Nedved	1.0	1	0-0	0-2
Minnesota	4/16	1-0-1	Beutel, Davitt	4.1	1	0-0	1-7
Minnesota	4/17	1-0-0	DeTaeye, Nedved	6.0	2	0-0	4-5
Bradley	4/19	1-0-0	Henderson, Simpson, Wheatley, Baumann, Christophersen, Beutel, Morgan, Brecht	8.0	7	6-6	5-7
at Rutgers	4/22	0-0-1	Nedved	1.0	0	0-0	0-1
at Rutgers	4/23	0-0-0	Henderson	1.0	2	2-2	1-1
at Rutgers	4/24	0-0-0	Davitt, Nedved, Brecht	7.0	10	6-5	2-6
W. Illinois	4/26	0-0-0	Wheatley, Henderson, Simpson, Christophersen, Beutel, Brecht	5.0	6	1-1	4-5
at Nebraska	4/29	--	--	--	--	--	--
at Nebraska	5/1	0-0-0	Henderson, DeTaeye, Wheatley, Baumann	3.2	5	3-0	4-4
at Nebraska	5/1	1-0-1	Nedved, Beutel	5.0	4	2-2	2-4
Illinois State	5/3	0-1-0	Simpson, Wheatley, Baumann, Brecht, Beutel	6.0	4	1-0	2-8
Purdue	5/6	0-0-0	Beutel	0.1	0	0-0	0-1
Purdue	5/7	0-0-0	Nedved, Brecht, Wheatley, Beutel, Henderson	6.1	8	7-6	4-9
Purdue	5/8	0-0-0	Davitt	2.0	0	0-0	0-5
Michigan St.	5/13	0-0-0	Beutel	2.0	0	0-0	0-2
Michigan St.	5/14	1-0-1	Davitt, Beutel, Baumann	8.1	4	0-0	2-5
Michigan St.	5/15	0-0-0	Henderson, Nedved, DeTaeye, Brecht, Beutel	8.0	5	5-1	4-11
Indiana	5/19	1-0-0	Baumann, Henderson, Davitt	7.0	10	7-6	5-4
Indiana	5/20	0-0-0	Simpson, Llewellyn, Christophersen	3.0	2	0-0	1-4
Indiana	5/21	0-0-1	Schultz, Beutel	4.0	4	1-1	2-7

SAVE OPPORTUNITIES

Pitcher	2022	Career
Cam Baumann	1/1	1/1
Ben Beutel	3/4	3/4
Will Christophersen	0/1	0/1
Duncan Davitt	1/1	1/1
Casey Day	2/2	1/1
Luke Llewellyn	3/4	3/4
Dylan Nedved	3/3	12/13
Jacob Henderson	1/1	1/1

INHERITED RUNNERS

Pitcher	2022	Career
Keaton Anthony	0/0	0/0
Cam Baumann	1/1	19/7
Ben Beutel	40/13	48/16
Brody Brecht	10/3	10/3
Will Christophersen	9/4	9/4
Duncan Davitt	10/1	12/3
Casey Day	5/2	5/2
Benjamin DeTaeye	3/2	3/2
Jacob Henderson	35/18	47/24
Tyson James	0/0	5/2
Ty Langenberg	2/0	2/2
Luke Llewellyn	8/1	8/1
Marcus Morgan	2/2	2/2
Dylan Nedved	11/1	39/10
Connor Schultz	1/1	1/1
Jared Simpson	6/3	6/3
Chas Wheatley	3/0	3/0



2022 IOWA BASEBALL OVERALL STATISTICS

Record: 33-17 Home: 16-7 Away: 12-7 Neutral: 5-3 Big Ten: 17-7

Player	avg	gp-gs	ab	r	h	2b	3b	hr	rbi	tb	slg%	bb	hp	so	gdp	ob%	sf	sh	sb-att	po	a	e	fld%	
Keaton Anthony	.360	48-48	186	43	67	20	0	14	53	129	.694	23	7	36	4	.441	4	0	0-0	38	1	0	1.000	
Peyton Williams	.356	49-49	191	51	68	17	2	12	38	125	.654	32	13	32	3	.477	1	0	4-4	317	37	6	.983	
Michael Seegers	.279	49-49	204	40	57	5	1	1	29	67	.328	28	6	44	2	.378	3	2	6-9	72	89	4	.976	
Kyle Huckstorf	.273	49-46	161	30	44	6	2	4	30	66	.410	17	12	52	2	.382	1	2	8-10	91	2	2	.979	

Izaya Fullard	.324	29-29	105	20	34	4	0	2	13	44	.419	20	3	14	2	.442	1	2	1-2	42	47	6	.937	
Sam Hojnar	.280	30-21	82	13	23	7	0	0	11	30	.366	9	4	18	0	.375	1	0	1-2	22	25	2	.959	
Sam Petersen	.272	44-34	136	29	37	7	0	6	31	62	.456	13	6	42	1	.357	2	2	3-4	60	0	0	1.000	
Will Mulflur	.266	30-16	64	10	17	3	1	2	11	28	.438	13	3	20	1	.407	1	1	2-2	25	0	1	.962	
Brendan Sher	.259	42-33	116	11	30	6	0	3	20	45	.388	15	5	29	0	.362	2	2	5-7	29	51	2	.976	
Andy Nelson	.255	18-14	55	10	14	4	0	1	4	21	.382	4	0	23	0	.305	0	1	2-2	9	21	4	.882	
Ben Wilmes	.250	30-18	68	21	17	2	0	0	15	19	.279	16	4	15	2	.420	0	2	4-4	17	32	3	.942	
Cade Moss	.250	23-9	36	7	9	2	0	0	6	11	.306	7	6	13	1	.440	1	0	1-2	115	8	3	.976	
Ben Tallman	.244	35-26	82	14	20	5	0	1	11	28	.341	12	2	39	1	.351	1	1	0-0	268	12	0	1.000	
Anthony Mangano	.237	31-11	59	7	14	3	2	0	4	21	.356	6	3	28	0	.333	1	0	1-1	1	0	0	1.000	
Ty Snep	.235	14-11	34	3	8	0	0	0	3	8	.235	4	0	11	1	.308	1	0	0-0	0	0	0	.000	
Brett McCleary	.210	32-17	62	7	13	1	0	1	7	17	.274	11	0	19	1	.324	1	0	0-1	174	12	3	.984	
Brayden Frazier	.176	37-17	68	9	12	4	0	1	12	19	.279	4	2	24	0	.243	0	0	1-3	35	0	1	.972	
Mitch Wood	.067	10-1	15	2	1	0	0	0	1	1	.067	0	0	4	2	.067	0	0	1-1	2	2	0	1.000	
Alec Nigut	.000	13-1	5	5	0	0	0	0	0	0	.000	5	0	3	0	.500	0	0	2-2	1	0	0	1.000	
DJ Heck	.000	4-0	4	0	0	0	0	0	1	0	.000	0	0	2	0	.000	0	0	0-0	0	0	0	.000	
Sam Link	.000	1-0	3	0	0	0	0	0	0	0	.000	0	0	1	0	.000	0	0	0-0	0	0	0	.000	
Dylan Nedved	.000	1-0	0	0	0	0	0	0	0	0	.000	0	0	0	0	.000	0	0	0-0	4	11	0	1.000	
Totals	.279	50	1736	332	485	96	8	48	300	741	.427	239	76	469	23	.386	21	15	42-56	1339	410	47	.974	
Opponents	.207	50	1620	218	336	61	9	26	187	493	.304	228	51	560	23	.322	9	25	32-40	1308	424	61	.966	

LOB - Team (447), Opp (377). DPs turned - Team (26), Opp (30). CI - Team (1), McCleary 1. IBB - Team (6), Williams 4, Anthony 1, Fullard 1, Opp (10). Picked off - Seegers 2, Petersen 1, Huckstorf 1, Williams 1, Frazier 1.

(All games Sorted by Earned run avg)

Player	era	w-l	app	gs	cg	sho	sv	ip	h	r	er	bb	so	2b	3b	hr	b/avg	wp	hp	bk	sfa	sha		
Adam Mazur	3.05	7-2	14	14	1	1/1	0	88.2	56	35	30	26	90	13	2	7	.176	5	4	0	0	3		
Dylan Nedved	3.53	6-2	17	5	0	0/2	3	63.2	40	27	25	28	68	5	1	4	.185	5	12	0	2	5		
Ty Langenberg	3.61	6-2	13	11	0	0/1	0	57.1	57	25	23	19	69	15	0	4	.257	7	7	0	2	3		

Keaton Anthony	0.00	0-0	1	0	0	0/1	0	2.0	0	0	0	1	4	0	0	0	.000	0	0	0	0	0		
Tyson James	0.00	0-0	2	0	0	0/1	0	1.2	0	0	0	5	3	0	0	0	.000	2	0	0	0	0		
Ben Beutel	1.33	3-0	26	0	0	0/1	4	27.0	17	5	4	4	36	3	0	0	.200	3	2	3	3	1		
Luke Llewellyn	2.25	1-1	12	1	0	0/1	3	12.0	6	5	3	12	10	1	0	0	.150	1	1	0	0	3		
Brody Brecht	2.42	1-3	16	0	0	0/1	0	22.1	12	14	6	23	44	1	0	0	.146	10	2	4	0	1		
Jared Simpson	2.57	0-1	12	1	0	0/1	0	14.0	12	5	4	11	21	1	0	0	.231	2	0	0	0	1		
Duncan Davitt	3.18	4-1	16	4	0	0/1	1	34.0	26	13	12	11	53	6	1	0	.208	4	6	0	0	2		
Casey Day	3.18	0-0	8	0	0	0/0	2	5.2	3	3	2	6	7	2	0	0	.158	4	2	0	0	0		
Jacob Henderson	3.55	1-0	20	0	0	0/0	1	12.2	19	11	5	3	18	2	2	1	.358	2	2	0	0	2		
Chas Wheatley	4.35	1-0	9	0	0	0/1	0	10.1	9	5	5	6	8	4	0	0	.237	3	1	0	0	0		
Benjamin DeTaeye	4.38	1-1	10	1	0	0/1	0	12.1	8	8	6	16	21	3	0	1	.190	3	1	0	0	0		
Connor Schultz	4.76	2-2	14	8	0	0/0	0	39.2	28	23	21	17	45	1	1	6	.197	2	2	1	2	3		
Will Christophersen	5.11	0-2	11	0	0	0/1	0	12.1	9	10	7	5	20	1	1	0	.188	2	3	1	0	1		
Cam Baumann	6.46	0-0	12	2	0	0/0	1	15.1	17	14	11	14	17	3	0	1	.262	5	2	0	0	0		
Marcus Morgan	7.63	0-0	10	3	0	0/1	0	15.1	17	15	13	21	26	0	1	2	.274	7	4	0	0	0		
Totals	3.57	33-17	50	50	1	5/4	15	446.1	336	218	177	228	560	61	9	26	.207	67	51	9	9	25		
Opponents	6.19	17-33	50	50	1	1/1	7	436.0	485	332	300	239	469	96	8	48	.279	79	76	7	21	15		

PB - Team (11), Tallman 7, McCleary 2, Moss 2, Opp (6). Pickoffs - Team (13), Beutel 8, DeTaeye 2, Nedved 1, Schultz 1, Mazur 1, Opp (6). SBA/ATT - McCleary (17-19), Moss (8-9), Tallman (7-9), Schultz (8-8), Nedved (4-8), Llewellyn (4-4), Morgan (3-3), Mazur (1-3), Christophers (3-3), Brecht (2-2), Simpson (2-2), Davitt (2-2), Wheatley (1-1), Henderson (1-1), Day (1-1), DeTaeye (0-1), Beutel (0-1).



2022 IOWA BASEBALL OVERALL STATISTICS

Record: 17-7 Home: 9-3 Away: 8-4 Big Ten: 17-7

Player	avg	gp-gs	ab	r	h	2b	3b	hr	rbi	tb	slg%	bb	hp	so	gdp	ob%	sf	sh	sb-att	po	a	e	fld%	
Keaton Anthony	.379	22-22	95	20	36	7	0	10	30	73	.768	7	2	15	2	.425	2	0	0-0	18	0	0	1.000	
Izaya Fullard	.345	23-23	87	15	30	4	0	2	13	40	.460	14	2	12	2	.442	1	2	0-1	36	37	6	.924	
Peyton Williams	.319	24-24	91	23	29	5	0	6	16	52	.571	19	7	17	0	.466	1	0	0-0	167	16	2	.989	
Sam Petersen	.266	22-19	79	18	21	4	0	4	17	37	.468	3	5	26	1	.330	1	1	2-3	43	0	0	1.000	
Michael Seegers	.265	24-24	98	20	26	2	0	0	11	28	.286	15	4	24	2	.381	1	1	1-2	35	43	1	.987	
Kyle Huckstorf	.262	24-24	84	12	22	2	1	4	17	38	.452	9	5	32	2	.367	0	1	0-1	59	2	0	1.000	

Cade Moss	.375	11-7	24	6	9	2	0	0	6	11	.458	5	4	10	0	.529	1	0	0-1	62	4	1	.985	
Brendan Sher	.340	20-16	53	6	18	5	0	2	10	29	.547	8	2	9	0	.444	0	0	3-4	8	23	0	1.000	
Brett McCleary	.267	12-2	15	3	4	0	0	0	0	4	.267	3	0	5	1	.389	0	0	0-0	18	0	1	.947	
Sam Hojnar	.258	10-7	31	7	8	2	0	0	7	10	.323	4	0	5	0	.343	0	0	0-0	2	9	1	.917	
Ben Wilmes	.250	17-11	48	17	12	2	0	0	12	14	.292	8	4	11	2	.400	0	0	1-1	12	15	2	.931	
Ty Snep	.250	2-2	4	1	1	0	0	0	0	1	.250	2	0	1	0	.500	0	0	0-0	0	0	0	.000	
Ben Tallman	.241	20-17	54	7	13	3	0	1	8	19	.352	4	2	26	0	.317	0	1	0-0	154	8	0	1.000	
Anthony Mangano	.231	10-2	13	1	3	0	0	0	0	3	.231	2	2	6	0	.412	0	0	0-0	0	0	0	.000	
Will Mulflur	.184	14-11	38	5	7	1	1	0	4	10	.263	7	3	10	1	.347	1	0	2-2	17	0	1	.944	
Mitch Wood	.111	6-1	9	1	1	0	0	0	1	1	.111	0	0	2	1	.111	0	0	0-0	1	2	0	1.000	
Andy Nelson	.067	5-3	15	2	1	1	0	0	0	2	.133	0	0	6	0	.067	0	0	0-0	2	7	0	1.000	
Brayden Frazier	.000	15-1	8	2	0	0	0	0	1	0	.000	1	0	3	0	.111	0	0	0-0	5	0	0	1.000	
Alec Nigut	.000	4-0	1	2	0	0	0	0	0	0	.000	0	0	0	0	.000	0	0	0-0	0	0	0	.000	
Totals	.285	24	847	168	241	40	2	29	153	372	.439	111	42	220	14	.391	8	6	9-15	645	203	19	.978	
Opponents	.220	24	794	103	175	36	4	15	92	264	.332	89	20	234	9	.313	4	14	9-11	630	214	32	.963	

LOB - Team (216), Opp (174). DPs turned - Team (10), Opp (17). CI - Team (1), McCleary 1. IBB - Team (5), Williams 4, Fullard 1, Opp (6). Picked off - Petersen 1, Frazier 1, Williams 1.

(Big Ten games only Sorted by Earned run avg)

Player	era	w-l	app	gs	cg	sho	sv	ip	h	r	er	bb	so	2b	3b	hr	b/avg	wp	hp	bk	sfa	sha		
Adam Mazur	2.59	5-1	8	8	1	1/1	0	55.2	38	18	16	11	52	9	1	4	.189	3	2	0	0	3		
Dylan Nedved	2.72	5-0	10	3	0	0/1	1	39.2	26	12	12	19	39	3	1	2	.190	1	5	0	1	3		
Ty Langenberg	4.50	3-2	8	8	0	0/0	0	34.0	37	19	17	12	38	11	0	2	.274	5	4	0	1	2		

Luke Llewellyn	0.00	0-1	4	0	0	0/1	0	3.2	3	2	0	4	4	1	0	0	.250	1	0	0	0	2		
Will Christophersen	0.00	0-0	4	0	0	0/1	0	2.1	1	3	0	2	5	1	0	0	.111	0	1	0	0	0		
Marcus Morgan	0.00	0-0	1	0	0	0/0	0	0.1	1	0	0	1	1	0	0	0	.500	0	1	0	0	0		
Casey Day	0.00	0-0	1	0	0	0/0	0	0.0	0	0	0	2	0	0	0	0		0	0	0	0	0		
Ben Beutel	0.61	2-0	12	0	0	0/1	4	14.2	10	2	1	2	19	0	0	0	.208	1	0	1	2	1		
Brody Brecht	2.70	0-0	4	0	0	0/0	0	3.1	2	3	1	6	9	1	0	0	.143	7	0	0	0	0		
Benjamin DeTaeye	3.38	0-1	4	0	0	0/0	0	5.1	3	4	2	8	8	1	0	1	.167	2	1	0	0	0		
Jacob Henderson	3.86	0-0	7	0	0	0/0	0	4.2	9	7	2	2	4	2	1	0	.391	0	0	0	0	0		
Duncan Davitt	4.15	1-0	8	0	0	0/0	1	17.1	14	9	8	6	24	5	1	0	.215	3	4	0	0	2		
Jared Simpson	4.50	0-0	3	0	0	0/1	0	2.0	2	1	1	0	2	0	0	0	.222	1	0	0	0	0		
Cam Baumann	6.00	0-0	3	0	0	0/0	1	6.0	5	4	4	4	4	0	0	1	.227	0	0	0	0	0		
Connor Schultz	6.17	1-2	7	5	0	0/0	0	23.1	22	17	16	8	22	1	0	5	.247	1	1	0	0	1		
Chas Wheatley	6.75	0-0	2	0	0	0/0	0	2.2	2	2	2	2	3	1	0	0	.200	1	1	0	0	0		
Totals	3.43	17-7	24	24	1	3/2	7	215.0	175	103	82	89	234	36	4	15	.220	26	20	1	4	14		
Opponents	6.51	7-17	24	24	1	1/1	2	210.0	241	168	152	111	220	40	2	29	.285	37	42	2	8	6		

PB - Team (7), Tallman 7, Opp (1). Pickoffs - Team (7), Beutel 4, Schultz 1, DeTaeye 1, Mazur 1, Opp (3). SBA/ATT - Tallman (5-7), Moss (4-4), Schultz (4-4), Nedved (2-3), Brecht (1-1), Mazur (0-1), Wheatley (1-1), Davitt (1-1).



2022 IOWA BASEBALL GAME SUMMARY

Score by innings	1	2	3	4	5	6	7	8	9	EX	Total
IOWA	39	22	42	40	41	43	51	38	12	4	332
Opponents	26	38	26	19	14	32	15	29	15	4	218

Record when ...

Overall	33-17	After 6 leading	28-1
Conference	17-7 trailing	3-13
Non-Conference	16-10 tied	2-3
Home games	16-7	After 7 leading	30-1
Away games	12-7 trailing	1-12
Neutral site	5-3 tied	1-3
Day games	28-14	After 8 leading	30-1
Night games	5-3 trailing	0-13
vs Left starter	9-4 tied	2-2
vs Right starter	24-13	Hit 0 home runs	9-9
1-Run games	6-5	... 1 home run	14-5
2-Run games	6-4	... 2+ home runs	10-3
5+Run games	16-4	Opponent 0 home runs	24-9
Extra innings	2-2 1 home run	7-5
Shutouts	5-1 2+ HRs	2-3
Scoring 0-2 runs	3-7	Made 0 errors	19-1
..... 3-5 runs	8-6 1 error	10-8
..... 6-9 runs	11-4 2+ errors	4-8
..... 10+ runs	11-0	Opp. made 0 errors	12-7
Opponent 0-2 runs	20-3 1 error	7-7
..... 3-5 runs	9-2 2+ errors	14-3
..... 6-9 runs	2-6	Out-hit opponent	26-8
..... 10+ runs	2-6	Out-hit by opponent	4-7
Scored in 1st inning	16-5	Hits are tied	3-2
Opp. scored in 1st	9-5		
Scores first	22-8		
Opp. scores first	11-9		

Record when team scores:

Runs	0	1	2	3	4	5	6	7	8	9	10+
W-L	0-1	1-5	2-1	2-2	3-2	3-2	4-2	1-1	2-1	4-0	11-0

Record when opponent scores:

Runs	0	1	2	3	4	5	6	7	8	9	10+
W-L	5-0	7-0	8-3	5-2	2-0	2-0	0-1	0-3	2-1	0-1	2-6

Record when leading after:

Inn.	1	2	3	4	5	6	7	8
W-L	13-4	15-4	22-5	26-4	27-3	28-1	30-1	30-1

Record when trailing after:

Inn.	1	2	3	4	5	6	7	8
W-L	7-5	10-9	6-10	5-10	3-9	3-13	1-12	0-13

Record when tied after:

Inn.	1	2	3	4	5	6	7	8
W-L	13-8	8-4	5-2	2-3	3-5	2-3	1-3	2-2

Current winning streak: 3

Longest winning streak: 7

Longest losing streak: 3

Home attendance : 20989 (22 dates avg = 954)

Away attendance : 42051 (26 dates avg = 1617)

Total attendance: 63040 (48 dates avg = 1313)

DEFICITS OVERCOME (12-5)

Trailed 1-0 through 3 innings vs. Air Force (2/18).....	W, 12-2
Trailed 1-0 through 3 innings at Texas A&M Corpus Christi (2/26).....	L, 1-2
Trailed 2-0 through 2 and 2-1 through 4 vs. Texas A&M (3/5).....	L, 3-7
Trailed 3-0 through 5.5 vs. Washington State (3/6).....	W, 6-5
Trailed 1-0 through 6 at UC Irvine (3/12).....	L, 1-2
Trailed 2-0 through 2 at UC Irvine (3/13).....	W, 12-10
Trailed 1-0 through 2.5 vs. Texas Tech (3/20).....	W, 6-3
Trailed 4-2 through 6.5 vs. St. Thomas (3/21).....	W, 6-5
Trailed 4-3 through 6.5 vs. Central Michigan (3/25).....	W, 7-4
Trailed 1-0 through 1, 6-4 through 7 at Bradley (4/6).....	W, 9-8 (11)
Trailed 4-2 through 6.5 vs. Illinois (4/10).....	L, 5-9
Trailed 2-0 through 0.5 vs. Minnesota (4/15).....	W, 9-3
Trailed 1-0 through 5.5 vs. Minnesota (4/16).....	W, 2-1
Trailed 3-0 through 7.5 vs. Minnesota (4/17).....	W, 9-3
Trailed 3-1 through 2.5 innings vs. Bradley (4/19).....	W, 15-8
Trailed 2-1 through 2.5 innings vs. Illinois State (5/3).....	L, 2-3
Trailed 2-0 through 2.0 innings at Michigan State (5/14).....	W, 12-2
Trailed 13-2 through 3.0 and 14-12 through 5.5 (5/19).....	W, 30-16



2022 IOWA BASEBALL HITTING STATS

Date	Opponent	ab	r	h	rbi	2b	3b	hr	tb	bb	ibb	sb	cs	hbp	sac	sf	gdp	k	po	a	e	lob	avg
Feb 18	vs Air Force	41	12	15	10	3	0	2	24	8	0	3	2	0	0	0	0	16	27	6	1	10	.366
Feb 19	vs Ball State	36	11	13	11	4	0	2	23	8	0	0	0	2	0	0	0	11	27	3	0	11	.364
Feb 20	vs Bucknell	33	3	8	3	2	0	0	10	2	0	0	1	0	0	1	1	7	27	4	0	6	.327
Feb 25	vs Pepperdine	31	3	9	3	1	1	0	12	2	0	1	1	0	0	0	0	4	27	10	0	6	.319
Feb 26	at AM Corpus Christi	38	1	4	1	1	0	1	8	2	0	0	0	0	0	0	0	11	31	6	2	6	.274
Feb 27	vs Wichita State	32	7	8	5	4	0	1	15	4	0	1	0	6	0	1	0	11	24	9	1	9	.270
Mar 01	LORAS COLLEGE	35	1	9	1	0	0	0	9	4	0	1	0	1	1	0	0	6	27	8	2	13	.268
Mar 02	CORNELL COLLEGE	32	8	10	7	3	0	1	16	6	0	2	0	2	0	0	2	5	27	3	0	8	.273
Mar 04	vs Wichita State	36	4	11	4	3	0	1	17	0	0	1	0	2	0	1	0	10	27	14	0	8	.277
Mar 05	vs Texas A&M	34	3	9	3	2	1	0	13	1	0	0	1	1	1	0	1	13	24	10	4	7	.276
Mar 06	vs Washington State	31	6	8	5	2	0	1	13	6	0	0	1	2	0	0	0	11	27	9	0	9	.274
Mar 11	at UC Irvine	40	6	15	6	3	1	0	20	2	0	1	0	0	0	2	0	12	24	3	1	11	.284
Mar 12	at UC Irvine	34	1	7	0	1	1	0	10	2	0	0	0	0	1	0	0	10	24	10	1	9	.278
Mar 13	at UC Irvine	38	12	11	12	6	0	0	17	7	0	0	1	2	0	0	1	8	27	4	3	8	.279
Mar 15	at San Diego State	36	6	9	6	2	0	1	14	6	0	2	0	3	0	0	0	13	27	5	1	12	.277
Mar 19	TEXAS TECH	34	3	8	3	1	0	0	9	5	0	1	1	1	0	0	0	13	27	5	2	10	.275
Mar 20	TEXAS TECH	28	6	5	6	1	0	1	9	3	0	2	0	0	1	1	0	10	27	4	1	3	.270
Mar 21	ST. THOMAS	30	6	7	5	2	0	1	12	4	0	1	0	0	1	1	0	7	27	11	2	6	.268
Mar 25	CENTRAL MICHIGAN	32	7	9	7	0	0	1	12	5	0	0	0	0	1	0	0	9	27	11	1	7	.269
Mar 26	CENTRAL MICHIGAN	32	1	5	1	1	0	0	6	4	0	1	0	1	0	0	0	16	27	8	3	9	.264
Mar 27	CENTRAL MICHIGAN	32	4	8	4	1	0	1	12	5	1	2	0	1	0	0	0	15	27	9	1	10	.263
*Apr 02	at Michigan	37	8	12	6	1	0	0	13	6	1	0	1	1	1	0	0	13	27	9	0	10	.266
*Apr 02	at Michigan	33	0	6	0	3	0	0	9	2	0	1	0	0	0	0	0	9	24	10	1	8	.262
*Apr 03	at Michigan	40	10	14	10	4	1	2	26	6	0	0	0	3	0	0	1	5	27	3	0	12	.267
Apr 06	at Bradley	36	9	9	7	2	0	0	11	12	0	4	0	2	1	3	1	4	33	12	1	12	.266
*Apr 09	ILLINOIS	30	4	7	4	2	0	1	12	4	0	0	1	0	0	0	1	8	27	2	0	6	.265
*Apr 09	ILLINOIS	48	5	10	5	2	0	2	18	4	0	0	0	1	0	1	1	12	39	11	2	10	.262
*Apr 10	ILLINOIS	32	5	8	5	1	0	2	15	6	0	0	0	1	2	0	0	9	27	8	1	9	.262
Apr 12	at Milwaukee	43	16	18	16	3	0	2	27	10	0	1	0	3	0	0	1	7	27	9	0	13	.268
*Apr 15	MINNESOTA	34	9	12	8	2	0	2	20	3	1	0	0	2	0	2	0	6	27	11	3	8	.271
*Apr 16	MINNESOTA	29	2	6	2	0	0	0	6	3	0	1	1	3	0	0	1	9	27	11	0	9	.269
*Apr 17	MINNESOTA	35	9	11	8	2	0	0	13	5	0	0	0	2	0	0	1	13	27	8	0	9	.271
Apr 19	BRADLEY	38	15	16	12	5	1	2	29	6	0	1	0	3	1	2	1	6	27	15	0	11	.276
*Apr 22	at Rutgers	31	4	5	4	1	0	2	12	6	0	1	0	1	0	1	2	9	27	6	0	8	.273
*Apr 23	at Rutgers	38	12	13	10	1	0	0	14	9	0	2	0	3	0	1	2	11	27	9	0	12	.275
*Apr 24	at Rutgers	38	4	12	3	1	1	0	15	3	1	0	1	2	0	0	0	11	24	13	1	12	.276
Apr 26	WESTERN ILLINOIS	28	11	9	8	2	1	1	16	7	0	3	0	1	0	1	0	2	21	11	0	8	.277
*Apr 29	at Nebraska	33	1	7	1	0	0	1	10	2	0	1	0	0	0	0	1	8	27	8	0	7	.275
*May 1	at Nebraska	25	1	4	1	1	0	1	8	0	0	0	0	1	0	0	0	7	18	8	1	4	.273
*May 1	at Nebraska	38	5	9	5	1	0	2	16	3	1	1	0	1	0	1	0	12	30	11	1	8	.272
May 03	ILLINOIS STATE	29	2	4	1	1	0	0	5	7	0	5	0	1	1	0	1	12	27	8	1	9	.270
*May 06	PURDUE	34	5	10	5	1	0	0	11	2	0	0	0	1	0	0	0	6	27	8	1	8	.270
*May 07	PURDUE	36	6	11	5	2	0	1	16	2	0	0	0	0	1	0	1	8	27	9	2	6	.271
*May 08	PURDUE	33	9	9	8	2	0	1	14	7	0	0	0	3	0	0	0	11	27	5	1	10	.271
*May 13	at Michigan State	38	5	12	5	3	0	1	18	3	0	1	0	2	1	1	0	5	27	10	2	13	.272
*May 14	at Michigan State	33	12	12	12	3	0	1	18	7	1	0	2	4	1	0	3	3	27	11	0	6	.274
*May 15	at Michigan State	37	8	11	8	1	0	2	18	6	0	0	0	4	0	0	0	7	24	8	2	12	.275
*May 19	INDIANA	50	30	23	27	3	0	5	41	12	0	0	0	5	0	0	0	12	27	7	1	13	.280
*May 20	INDIANA	37	12	14	10	3	0	2	23	5	0	0	0	2	0	1	0	13	27	10	0	9	.282
*May 21	INDIANA	28	2	3	1	0	0	1	6	5	0	1	0	0	0	0	0	13	27	7	0	7	.279
Totals		1736	332	485	300	96	8	48	741	239	6	42	14	76	15	21	23	469	1339	410	47	447	.279



2022 IOWA BASEBALL PITCHING SUMMARY

Date	Opponent	ip	h	r	er	bb	so	2b	3b	hr	wp	bk	hbp	dp	ibb	score	w-l	sv	era
Feb 18	vs Air Force	9.0	1	2	2	4	14	0	0	1	2	0	1	1	0	12-2	1-0	0	2.00
Feb 19	vs Ball State	9.0	2	1	1	6	20	0	0	0	1	2	1	0	0	11-1	2-0	0	1.50
Feb 20	vs Bucknell	9.0	3	0	0	4	12	0	0	0	0	0	1	1	0	3-0	3-0	1	1.00
Feb 25	vs Pepperdine	9.0	4	1	1	3	11	1	0	0	1	0	1	1	0	3-1	4-0	2	1.00
Feb 26	at AM Corpus Christi	10.1	5	2	2	2	16	0	0	1	1	1	1	1	0	1-2	4-1	2	1.17
Feb 27	vs Wichita State	8.0	7	8	7	9	11	0	0	2	2	2	2	0	0	7-8	4-2	2	2.15
Mar 01	LORAS COLLEGE	9.0	7	3	2	3	12	2	0	0	0	0	1	0	1	1-3	4-3	2	2.13
Mar 02	CORNELL COLLEGE	9.0	2	0	0	5	19	0	0	0	0	0	0	0	0	8-0	5-3	2	1.87
Mar 04	vs Wichita State	9.0	11	6	6	1	6	1	1	0	0	0	0	0	0	4-6	5-4	2	2.32
Mar 05	vs Texas A&M	8.0	7	7	2	8	11	2	0	0	4	0	1	1	0	3-7	5-5	2	2.32
Mar 06	vs Washington State	9.0	8	5	5	4	9	1	0	1	4	0	1	3	0	6-5	6-5	3	2.56
Mar 11	at UC Irvine	8.0	5	7	6	6	13	0	0	0	3	1	2	0	0	6-7	6-6	3	2.88
Mar 12	at UC Irvine	8.0	5	2	2	2	5	1	0	0	0	0	3	1	0	1-2	6-7	3	2.83
Mar 13	at UC Irvine	9.0	12	10	8	7	9	1	1	0	1	0	4	0	0	12-10	7-7	4	3.21
Mar 15	at San Diego State	9.0	9	4	3	7	20	2	0	0	2	0	0	0	0	6-4	8-7	5	3.20
Mar 19	TEXAS TECH	9.0	8	11	8	8	15	3	1	2	3	0	0	0	1	3-11	8-8	5	3.50
Mar 20	TEXAS TECH	9.0	4	3	3	2	17	0	0	2	0	0	1	0	0	6-3	9-8	5	3.47
Mar 21	ST. THOMAS	9.0	9	5	4	1	13	1	1	0	1	1	0	1	0	6-5	10-8	6	3.50
Mar 25	CENTRAL MICHIGAN	9.0	5	4	3	6	9	3	0	0	2	0	2	0	1	7-4	11-8	7	3.48
Mar 26	CENTRAL MICHIGAN	9.0	8	10	7	11	12	0	0	1	3	0	1	0	0	1-10	11-9	7	3.65
Mar 27	CENTRAL MICHIGAN	9.0	5	2	2	8	14	3	0	0	1	0	3	0	0	4-2	12-9	8	3.57
*Apr 02	at Michigan	9.0	5	2	2	4	11	0	0	0	0	0	0	0	0	8-2	13-9	8	3.50
*Apr 02	at Michigan	8.0	3	2	2	3	5	0	0	1	0	0	0	0	1	0-2	13-10	8	3.45
*Apr 03	at Michigan	9.0	7	3	3	3	16	2	0	0	0	1	1	0	0	10-3	14-10	8	3.43
Apr 06	at Bradley	11.0	9	8	8	8	18	1	0	1	3	0	0	1	0	9-8	15-10	8	3.59
*Apr 09	ILLINOIS	9.0	5	2	2	4	10	0	0	1	0	0	1	0	0	4-2	16-10	9	3.53
*Apr 09	ILLINOIS	13.0	8	7	6	11	22	3	0	0	4	0	2	0	1	5-7	16-11	9	3.56
*Apr 10	ILLINOIS	9.0	9	9	4	7	9	3	0	1	1	0	2	1	2	5-9	16-12	9	3.57
Apr 12	at Milwaukee	9.0	2	2	2	10	12	0	0	0	3	0	1	0	0	16-2	17-12	9	3.52
*Apr 15	MINNESOTA	9.0	7	3	1	0	13	2	0	0	2	0	1	0	0	9-3	18-12	9	3.44
*Apr 16	MINNESOTA	9.0	5	1	1	3	12	0	0	1	0	0	0	2	0	2-1	19-12	10	3.36
*Apr 17	MINNESOTA	9.0	8	3	3	5	7	4	0	0	1	0	0	1	1	9-3	20-12	10	3.35
Apr 19	BRADLEY	9.0	7	8	8	8	8	1	1	0	2	0	3	2	0	15-8	21-12	10	3.49
*Apr 22	at Rutgers	9.0	6	1	1	0	12	1	1	0	0	0	0	0	0	4-1	22-12	11	3.42
*Apr 23	at Rutgers	9.0	4	2	2	2	7	1	0	0	0	0	0	0	0	12-2	23-12	11	3.38
*Apr 24	at Rutgers	8.0	13	10	9	3	7	4	2	0	4	0	2	0	0	4-10	23-13	11	3.54
Apr 26	WESTERN ILLINOIS	7.0	8	1	1	4	7	0	0	0	2	0	0	2	0	11-1	24-13	11	3.49
*Apr 29	at Nebraska	9.0	2	0	0	2	6	0	0	0	0	0	1	0	0	1-0	25-13	11	3.40
*May 1	at Nebraska	6.0	10	12	8	8	7	1	0	4	3	0	1	0	0	1-12	25-14	11	3.55
*May 1	at Nebraska	10.0	7	3	2	3	10	1	0	0	2	0	1	1	0	5-3	26-14	12	3.50
May 03	ILLINOIS STATE	9.0	8	3	2	2	13	2	0	0	0	1	1	1	1	2-3	26-15	12	3.46
*May 06	PURDUE	9.0	5	2	2	1	4	1	0	0	1	0	0	0	0	5-2	27-15	13	3.43
*May 07	PURDUE	9.0	13	10	9	4	11	3	0	1	3	0	2	1	0	6-10	27-16	13	3.56
*May 08	PURDUE	9.0	5	1	1	1	12	1	0	1	0	0	1	0	0	9-1	28-16	13	3.50
*May 13	at Michigan State	9.0	4	0	0	2	9	1	0	0	0	0	0	2	0	5-0	29-16	13	3.42
*May 14	at Michigan State	9.0	9	2	2	2	6	0	0	0	1	0	4	1	1	12-2	30-16	14	3.39
*May 15	at Michigan State	8.0	10	11	6	5	12	2	1	0	3	0	1	1	0	8-11	30-17	14	3.46
*May 19	INDIANA	9.0	19	16	15	6	5	5	0	4	0	0	0	0	0	30-16	31-17	14	3.70
*May 20	INDIANA	9.0	3	0	0	5	10	1	0	0	1	0	0	0	0	12-0	32-17	14	3.62
*May 21	INDIANA	9.0	8	1	1	5	11	0	0	1	0	0	0	0	0	2-1	33-17	15	3.57
Totals		446.1	336	218	177	228	560	61	9	26	67	9	51	26	10	332-218	33-17	15	3.57



2022 IOWA BASEBALL MISCELLANEOUS STATS

Multiple Hit Games	2	3	4	5+	Total
Keaton Anthony	16	4	1	-	21
Peyton Williams	12	3	3	1	19
Michael Seegers	12	3	2	-	17
Izaya Fullard	10	2	-	-	12
Sam Petersen	7	3	-	-	10
Kyle Huckstorf	5	1	-	1	7
Sam Hojnar	5	2	-	-	7
Ben Tallman	4	2	-	-	6
Brendan Sher	5	1	-	-	6
Andy Nelson	2	1	-	-	3
Will Mulflur	1	2	-	-	3
Ben Wilmes	1	1	-	-	2
Cade Moss	1	1	-	-	2
Brett McCleary	2	-	-	-	2
Ty Snep	1	-	-	-	1
Brayden Frazier	-	1	-	-	1
Anthony Mangano	1	-	-	-	1
TEAM	85	27	6	2	120

Multiple RBI Games	2	3	4	5+	Total
Keaton Anthony	6	4	2	1	13
Peyton Williams	6	3	-	1	10
Michael Seegers	3	2	2	-	7
Sam Petersen	2	4	-	1	7
Ben Wilmes	6	-	-	-	6
Kyle Huckstorf	2	2	-	1	5
Will Mulflur	3	1	-	-	4
Brendan Sher	3	1	-	-	4
Brayden Frazier	2	1	-	-	3
Sam Hojnar	2	1	-	-	3
Brett McCleary	2	-	-	-	2
Ben Tallman	2	-	-	-	2
Izaya Fullard	2	-	-	-	2
Andy Nelson	-	1	-	-	1
Cade Moss	1	-	-	-	1
TEAM	42	20	4	4	70

Hitting Streaks	Longest	Current
Peyton Williams	12	-
Keaton Anthony	11	11
Michael Seegers	7	-
Kyle Huckstorf	6	-
Brendan Sher	5	-
Ben Tallman	5	-
Brett McCleary	5	3
Andy Nelson	5	-
Cade Moss	5	-
Sam Petersen	5	-
Anthony Mangano	5	-
Izaya Fullard	4	4
Will Mulflur	4	-
Sam Hojnar	4	4
Brayden Frazier	3	-
Ty Snep	3	1
Ben Wilmes	3	-
Mitch Wood	1	-

Reached Base Streaks	Longest	Current
Peyton Williams	29	-
Keaton Anthony	19	11
Michael Seegers	16	7
Izaya Fullard	16	11
Kyle Huckstorf	12	8
Ben Wilmes	12	10
Brendan Sher	12	2
Will Mulflur	11	2
Sam Petersen	8	-
Ben Tallman	7	-
Brett McCleary	7	4
Andy Nelson	6	-
Brayden Frazier	5	-
Anthony Mangano	5	-
Cade Moss	5	-
Sam Hojnar	5	4
Alec Nigut	3	1
Ty Snep	3	2
Mitch Wood	1	-



THE LAST TIME...

Hitting Categories:

A Hawkeye hit a walk-off home run	Brett McCleary vs. Northwestern, 4/26/21 (W, 12-9) (3-run HR)
A Hawkeye hit a lead-off home run	Ben Norman at Rutgers, April 16, 2021 (W, 14-12)
A Hawkeye hit a grand slam	Kyle Huckstorf vs. Indiana, 5/19/22 (6-for-7, 3 HR, 12 RBIs), W, 30-16
A Hawkeye hit an inside-the-park home run	Matthew Sosa, March 9, 2019 vs. Evansville (W, 18-7)
A Hawkeye hit for the cycle	Peyton Williams vs. Bradley, 4/19/22 (5-for-5, 2 2B, 3B, HR, 5 RBIs, 4 R, BB), W, 15-8
A Hawkeye had 8 or more at-bats	^Eric Toole (3-for-8), Jake Manger (3-for-8), Joel Booker (2-for-8) vs. Sacramento State, 4/28/15
A Hawkeye hit four home runs in a game	Bill Heinz, April 20, 1988 at Minnesota (W, 17-3)
A Hawkeye hit three home runs in a game	Kyle Huckstorf vs. Indiana, 5/19/22 (6-for-7, 3 HR, 12 RBIs), W, 30-16
A Hawkeye hit two home runs in a game	Keaton Anthony, Feb. 19, 2022, vs. Ball State (4-for-4, 2 2B, 2HR, 5 RBI, 4 R), 12-2 win
A Hawkeye had six or more hits in a game	^Kyle Huckstorf vs. Indiana, 5/19/22 (6-for-7, 3 HR, 12 RBIs), W, 30-16
A Hawkeye had five hits in a game	Peyton Williams vs. Bradley, 4/19/22 (5-for-5, 2 2B, 3B, HR, 5 RBIs, 4 R, BB), W, 15-8
A Hawkeye had three doubles in a game	^Brayden Frazier at Michigan State, 5/30/21 (W, 11-3)
A Hawkeye hit two triples in a game	Zach McCool, April 20, 2010 vs. Western Illinois (W, 6-5)
A Hawkeye had six or more RBIs in a game	^12, Kyle Huckstorf vs. Indiana, 5/19/22 (6-for-7, 3 HR, 12 RBIs), W, 30-16
A Hawkeye stole five bases in a game	Lance Platz at Purdue in 1979
A Hawkeye stole home	Kyle Huckstorf at Bradley, 4/6/22 (W, 9-8 (11))
A Hawkeye walked five times in a game	^Michael Seegers vs. Indiana, 5/19/22 (W, 30-16)
A Hawkeye had three sacrifice hits in a game	Travis Sweet, March 23, 2007 at North Dakota State (W, 6-5)
A Hawkeye scored five runs in a game	^Ben Norman vs. Georgetown, 3/7/20 (W, 22-2)
A Hawkeye was hit by three pitches in a game	Nick Day, April 25, 2014 vs. South Dakota State
A Hawkeye hit a home run in five consecutive games	Jake Adams (May 12-18, 2017, vs. Ohio State, vs. Omaha, at Illinois)
A Hawkeye hit triples in consecutive games	Zeb Adreon vs. Northwestern (4/25-26, 2021)
The Hawkeyes hit back-to-back triples in a game	T.J. Cataldo & Matt Mossey, April 20, 2008 vs. Northwestern (L, 9-6)
The Hawkeyes hit five or more home runs in a game	7, May 1, 2018, vs. Missouri (L, 16-17, 11 Inn.) (Cropley, Hoeg, Neustrom, Crowl, Cropley, Boe, Whelan)
The Hawkeyes hit two grand slams in the same game	Robert Neustrom, Tyler Cropley vs. Bradley (W, 12-1), 3/22/17
The Hawkeyes hit back-to-back-to-back home runs in same game	May 18, 2017, at Illinois (McCoy, Adams, Neustrom)
The Hawkeyes left 15 or more people on base	16 vs. Marshall, 2/17/19
The Hawkeyes hit into five double plays	May 23, 2007 vs. Illinois (L, 12-3 in Big Ten Tournament)

Pitching Categories:

A Hawkeye pitcher threw a no-hitter (7 innings)	Bill Drambel, 1979 vs. Kansas State
A Hawkeye pitcher threw a no-hitter (9 innings)	Cole McDonald, 8/25/17 vs. Czech Republic (World University Games) (W, 8-0)
A Hawkeye pitcher threw a perfect game (7 innings)	Chad Blackwell, April 29, 2000 vs. Northwestern (W, 4-0)
A Hawkeye pitcher threw a one-hitter (9 innings)	Jarred Hippen, April 29, 2011 at Minnesota (L, 1-0)
A Hawkeye pitcher threw a two-hitter (7 innings)	Steve Turnbull, March 23, 2007 vs. North Dakota State (W, 8-0)
Iowa was one hit	May 23, 2018 vs. Michigan at BTT (L, 2-1, 10 innings)
Iowa was no-hit	April 21, 2012 vs. Penn State (L, 2-0)
A Hawkeye pitcher threw a complete game (7 innings)	Drew Irvine vs. Rutgers, April 17, 2021 (W, 3-1)
A Hawkeye pitcher threw a complete game (9 innings)	C.J. Eldred, March 25, 2016 vs. Maryland (W, 8-1), April 1, 2016, at Minnesota (L, 1-4)
A Hawkeye pitcher threw a complete game shutout (7 innings)	Jack Dreyer vs. Western Michigan, 3/6/20 (W, 10-0, run-rule)
A Hawkeye pitcher threw a complete game shutout (9 innings)	Adam Mazur at Nebraska, 4/29/22 (W, 1-0)
The Hawkeyes were shut out	at Michigan, 4/2/22 - Game 2 (L, 0-2)
A Hawkeye pitcher recorded nine or more wins in a season	9, Blake Hickman, 2015
A Hawkeye closer recorded 10 or more saves in a season	14, Grant Leonard, 2019
A Hawkeye pitcher recorded 10 or more strikeouts	11, 2X, Adam Mazur vs. Minnesota (4/15/22) (W, 9-3), at Rutgers (4/22/22) (W, 4-1)

Fielding Categories:

The Hawkeyes committed five errors or more in a game	April 28, 2013 vs. Minnesota (L, 9-5) -- committed five.
A Hawkeye had 20 or more putouts	20, Steve Stumpff, 1975 vs. Tulsa
A Hawkeye had 15 or more putouts	17, Ben Tallman vs. Texas Tech, 3/20/22
A Hawkeye had eight or more assists in a game	10, Zach Daniels at Minnesota, 4/3/16
The Hawkeyes turned five double plays in a game	2003 vs. Ohio State^

Scoring and Misc. Categories:

The Hawkeyes recorded 20 or more hits	23 vs. Indiana, 5/19/22 (W, 30-16)
The Hawkeyes scored 20 or more runs	30 vs. Indiana, 5/19/22 (W, 30-16)
Iowa swept a four-game Big Ten series	at Northwestern, April 27-29, 2007 (W, 16-6, 15-10, 13-8, 14-10)
Iowa swept a three-game Big Ten series	vs. Indiana, 5/19-21/22) (W, 30-16, 12-0, 2-1)
Iowa swept consecutive three-game Big Ten series	vs. No. 19 Indiana (March 27-29, 2015); at Purdue (April 3-5, 2015)
Iowa was swept in a Big Ten three-game series	at Indiana (March 22-24, 2019) (L, 2-3, 1-13, 1-7); at Maryland (5/16-18/19)
Iowa defeated a ranked team	April 22-23, 2022, at No. 8 Rutgers (W, 4-1, 12-2)
Iowa swept a series over a ranked opponent	March 29-31, 2018 vs. No. 23 Illinois (W, 8-4, 2-1, 3-1)
Iowa won a road series over a ranked opponent	April 22-24, 2022, at No. 8 Rutgers (W, 4-1, 12-2, L, 4-10)
Iowa defeated a top-10 team	April 22-23, 2022, at #8 Rutgers (W, 4-1, 12-2)
The Hawkeyes played 14 or more innings	vs. Sacramento State, 4/28/15 (W, 4-3, 18 innings)
Iowa played a game over four and a half hours	4:35 vs. Indiana, 5/19/22 (W, 30-16)
Longest game in school history	5:40 vs. Sacramento State, 4/28/15 (W, 4-3, 18 innings)

* Bolded items are from the 2022 season ^Tied school record



2022 IOWA BASEBALL ROSTER

No.	Name	Pos.	Ht.	Wt	Yr.	B/T	Hometown/High School (Last School)
1	Jacob Henderson	RHP	6-0	175	RS So.	R/R	Gilbert, Ariz./Mesquite
2	Brendan Sher	IF	6-1	200	RS Jr.	R/R	Indianola, Iowa/Indianola
3	Sam Link	UTIL	6-0	195	RS So.	R/R	Dubuque, Iowa/Dubuque Senior
4	Brayden Frazier	OF	6-0	190	RS So.	R/R	Cedar Rapids, Iowa/Cedar Rapids Jefferson
5	Anthony Mangano	UTIL	6-0	190	So.	L/R	Lake Zurich, Ill./Lake Zurich
6	Alec Nigut	OF/LHP	6-0	205	RS Fr.	L/L	Des Moines, Iowa/Roosevelt
7	Keaton Anthony	UTIL/RHP	6-4	210	RS Fr.	R/R	Hoschton, Ga./Mill Creek
8	DJ Heck	OF	6-0	200	RS So.	R/R	Iowa City, Iowa/City High
9	Kyle Huckstorf	OF	5-8	175	RS So.	R/R	Waterford, Wis./Waterford (Iowa Western CC)
10	Michael Seegers	UTIL	5-10	160	So.	R/R	Oconomowoc, Wis./Home School
11	Izaya Fullard	IF	5-11	230	RS Sr.	R/R	North Liberty, Iowa/Iowa City West (Kirkwood CC)
12	Ben Tallman	C	6-0	205	RS So.	R/R	Billings, Mont./Billings West (North Dakota State/NIACC)
13	Mitch Wood	IF	6-2	205	Fr.	R/R	Ottumwa, Iowa/Ottumwa
14	Brody Brecht	RHP	6-4	205	Fr.	R/R	Ankeny, Iowa/Ankeny
16	Ty Snep	C	6-2	225	RS So.	L/R	Lake Zurich, Ill./Lake Zurich
17	Andy Nelson	UTIL	6-0	195	So.	R/R	Winfield, Ill./Wheaton North
18	Weston Fulk	LHP/1B	6-4	220	Fr.	R/L	Ankeny, Iowa/Ankeny
19	Ben Wilmes	IF	6-0	175	Fr.	R/R	Johnston, Iowa/Johnston
20	Marcus Morgan	RHP	6-2	200	Fr.	R/R	Iowa City, Iowa/Iowa City West
22	Tyson James	RHP	6-4	250	So.	R/R	Webster Groves, Mo./Webster Groves
24	Connor Schultz	RHP	6-4	225	GS	R/R	Cedar Falls, Iowa/Cedar Falls (Butler)
25	Dylan Nedved	RHP	6-2	195	RS Sr.	R/R	Shawnee, Kan./Shawnee Mission Northwest (Hutchinson CC)
26	Jared Simpson	LHP	6-4	205	RS Jr.	L/L	Clinton, Iowa/Clinton (Missouri/Iowa Western CC)
27	Ty Langenberg	RHP	6-2	195	So.	R/R	Urbandale, Iowa/Urbandale
28	Sam Hojnar	IF	6-2	185	RS So.	S/R	Naperville, Ill./Central (Heartland CC/Southern Illinois)
29	Ben Beutel	LHP	6-0	165	RS Sr.	L/L	Davenport, Iowa/Davenport Assumption (Allen CC/Bowling Green State)
31	Sam Petersen	IF	6-0	195	Fr.	R/R	Huxley, Iowa/Ballard Huxley
32	Brett McCleary	C	6-2	220	RS Sr.	R/R	Iowa City, Iowa/City High
33	Adam Mazur	RHP	6-2	180	RS So.	R/R	Woodbury, Minn./Woodbury (South Dakota State)
34	Luke Llewellyn	RHP	6-4	220	RS So.	R/R	Urbandale, Iowa/Urbandale (Kirkwood CC)
35	Cam Baumann	LHP	6-2	200	RS Sr.	L/L	Fairfield, Iowa/Fairfield
37	Casey Day	RHP	6-3	220	RS So.	R/R	Ely, Iowa/Cedar Rapids Prairie (Wichita State/Kirkwood CC)
38	Coy Sarsfield	OF	5-8	165	Fr.	R/R	Marion, Iowa/Linn Mar
40	Cade Moss	C	5-10	170	So.	R/R	Johnston, Iowa/Johnston (Kirkwood CC)
41	Chas Wheatley	RHP	6-6	215	Fr.	R/R	Edmonton, Alberta, Canada/Strathcona
42	Will Mulflur	UTIL	5-11	200	So.	R/R	Mercer Island, Wash./Mercer Island (Tacoma CC)
43	Gehrig Christensen	C	6-1	185	Fr.	L/R	Urbandale, Iowa/Urbandale
44	Duncan Davitt	RHP	6-3	235	RS Jr.	R/R	Indianola, Iowa/Indianola
45	Peyton Williams	1B	6-5	255	RS So.	L/L	Johnston, Iowa/Johnston
47	Will Christophersen	RHP	6-4	210	RS So.	R/R	Bettendorf, Iowa/Pleasant Valley (Michigan State)
50	Benjamin DeTaeye	LHP	6-0	195	RS So.	L/L	Clive, Iowa/West Des Moines Valley (Iowa Central CC)

COACHING STAFF

Head Coach: #21 Rick Heller (Upper Iowa, 1986, 9th year at Iowa)

Associate Head Coach/Recruiting Coordinator: #15 Marty Sutherland (Northern Iowa, 2002, 9th Year at Iowa)

Assistant Coach (Pitching): #23 Robin Lund (Whitworth College, 1995, 4th year at Iowa)

Volunteer Assistant Coach (Hitting): #36 David Pearson (Mayville State, 2003, 1st year at Iowa)

Director, Baseball Operations: Nic Ungs (Northern Iowa, 2001, 5th year at Iowa)

SUPPORT STAFF

Athletic Trainer: Jake Feldman

Strength & Conditioning: Zach Walrod

Equipment Manager: Kevin Foor

Academic Advisor: Troy Wulf

Communications: James Allan, Jaden Driskell

Hawk Vision: Matt Nelson

Marketing: Mason Gunnell

Baseball Secretary: Kendra Wieditz

SQUAD ANALYSIS

Position Starters Returning/Lost: 4+DH/4 | **Letterwinners Returning/Lost:** 20/15

Total Players/Newcomers: 42/21 | **Total Pitchers Returning/Lost:** 8/11

Class Breakdown: 42 (9 Freshman, 2 RS Freshman, 8 Sophomores, 14 RS Sophomore, 3 RS Junior, 5 RS Senior, 1 Graduate Student)

Newcomer Breakdown: 21 (9 Freshmen, 12 Transfer)

States: Iowa 28, Illinois 4, Wisconsin 2, Arizona 1, Georgia 1, Kansas 1, Minnesota 1, Missouri 1, Montana 1, Washington 1, Canada 1.

How they hit: Right - 17, Left - 5, Switch - 1 | **How they throw:** Right 35, Left - 7 |

How they pitch: RHP - 15, LHP - 6

ALPHABETICAL ROSTER

7	ANTHONY, Keaton
35	BAUMANN, Cam
29	BEUTEL, Ben
14	BRECHT, Brody
43	CHRISTENSEN, Gehrig
47	CHRISTOPHERSEN, Will
44	DAVITT, Duncan
37	DAY, Casey
50	DETAEYE, Benjamin
14	FRAZIER, Brayden
18	FULK, Weston
11	FULLARD, Izaya
8	HECK, DJ
1	HENDERSON, Jacob
28	HOJNAR, Sam
9	HUCKSTORF, Kyle
22	JAMES, Tyson
27	LANGENBERG, Ty
3	LINK, Sam
34	LLEWELLYN, Luke
5	MANGANO, Anthony
33	MAZUR, Adam
32	MCCLEARY, Brett
20	MORGAN, Marcus
40	MOSS, Cade
42	MULFLUR, Will
25	NEDVED, Dylan
17	NELSON, Andy
6	NIGUT, Alec
31	PETERSEN, Sam
38	SARFIELD, Coy
24	SCHULTZ, Connor
10	SEEGERS, Michael
2	SHER, Brendan
26	SIMPSON, Jared
16	SNEP, Ty
12	TALLMAN, Ben
41	WHEATLEY, Chas
45	WILLIAMS, Peyton
19	WILMES, Ben
13	WOOD, Mitch

PRONUNCIATION GUIDE

Ben Beutel: B-you-TELL

Brody Brecht: Breck-T

Cam Baumann: Bauw-man

Benjamin DeTaeye: Duh-Tay

Izaya Fullard: Isaiah FULL---Lard

Sam Hojnar: Hoe-nar

Luke Llewellyn: Lew-well-in

Anthony Mangano: Man-gahn-oh

Adam Mazur: May-ZUR

Will Mulflur: Mull-Flu-ur

Alec Nigut: Nig (like Fig) - IT

Brendan Sher: Sure

Ben Wilmes: Will-miss

Chas Wheatley: Chaz

