

NCAA Gymnastics Score Sheet

Teams: Home Penn State Univ.

Visitor Stanford Univ.

Date Apr 10, 2015

Place Lloyd Noble Center

Attendance 0

		D							D						
Name		1	2	3	4	nd	AVE	Name		1	2	3	4	nd	AVE
FLOOR	1 Christian McSwain 1213	6.00	9.20	9.20	9.20	9.20	15.200	1 Taylor Seaton 1416	5.90	8.80	8.60	8.70	8.60	14.550	
	2 Matthew Felleman 1208	6.00	9.00	9.00	9.10	9.00	15.000	2 Robert Neff 1414	5.80	8.40	8.30	8.40	8.00	14.150	
	3 Dominic DiFulvio 1206	6.20	8.80	8.90	8.70	8.80	15.000	3 Sean Senters 1417	6.00	9.30	9.40	9.30	9.20	15.300	
	4 Thad Lawson 1212	6.30	9.40	9.30	9.40	9.50	15.700	4 Akash Modi 1413	6.50	9.00	9.20	9.00	9.20	15.600	
	5 Trevor Howard 1211	6.60	8.60	8.60	8.60	8.90	15.200	5 Michael Levy 1410	6.10	8.80	8.80	8.70	8.90	-0.4 14.500	

Floor Score: 76.100 Running Score: 76.100 Floor Score: 74.100 Running Score: 74.100

		D							D						
Name		1	2	3	4	nd	AVE	Name		1	2	3	4	nd	AVE
POMMEL	1 Matthew Felleman 1208	5.30	8.70	8.60	8.80	8.50	13.950	1 Drew Willoughby 1419	5.70	6.10	6.30	5.70	6.10	11.800	
	2 Leroy Clarke, Jr. 1203	5.70	8.40	8.00	8.20	8.40	14.000	2 Sean Senters 1417	5.80	8.00	8.00	8.30	8.50	13.950	
	3 Néstor Rodríguez 1215	5.70	8.00	7.40	7.60	7.90	13.450	3 Robert Neff 1414	5.40	7.70	7.60	8.00	7.60	13.050	
	4 Colin Coates 1204	5.30	8.20	8.60	8.40	8.30	13.650	4 Akash Modi 1413	6.10	8.40	8.70	8.90	8.80	14.850	
	5 Craig Hernandez 1210	6.10	7.40	7.70	7.60	7.60	13.700	5 Brian Knott 1409	6.20	8.80	8.70	8.70	8.50	14.900	

Pommel Score: 68.750 Running Score: 144.850 Pommel Score: 68.550 Running Score: 142.650

		D							D						
Name		1	2	3	4	nd	AVE	Name		1	2	3	4	nd	AVE
RINGS	1 Matthew Felleman 1208	5.80	9.30	9.10	9.20	9.30	15.050	1 Jordan DeClerk 1406	5.40	9.20	9.20	9.10	9.30	14.600	
	2 Leroy Clarke, Jr. 1203	5.90	9.20	9.10	9.30	9.20	15.100	2 Brandon Beckhardt 1404	5.80	9.20	9.10	9.00	9.30	14.950	
	3 Tristan Duverglas 1207	6.40	9.30	9.20	9.20	9.10	15.600	3 Akash Modi 1413	5.70	8.80	8.90	8.90	8.90	14.600	
	4 Alexis Torres 1219	6.60	9.00	9.00	9.10	9.00	15.600	4 Michael Levy 1410	6.20	9.00	9.10	9.20	8.90	15.250	
	5 Trevor Howard 1211	6.60	9.60	9.60	9.70	9.70	16.250	5 Dennis Zaremski 1420	6.30	8.80	8.80	8.90	9.00	15.150	

Rings Score: 77.600 Running Score: 222.450 Rings Score: 74.550 Running Score: 217.200

		D							D						
Name		1	2	3	4	nd	AVE	Name		1	2	3	4	nd	AVE
VAULT	1 Matthew Felleman 1208	5.30	9.50	9.60	9.50	9.50	14.800	1 Robert Neff 1414	5.20	9.30	9.00	9.40	9.10	14.400	
	2 Thad Lawson 1212	5.30	9.60	9.70	9.70	9.60	14.950	2 Ryan Sheppard 1418	5.30	9.40	9.50	9.70	9.60	14.850	
	3 Alexis Torres 1219	5.60	8.40	8.40	8.40	8.30	-0.3 13.700	3 Akash Modi 1413	5.60	9.00	9.10	9.30	9.10	-0.1 14.600	
	4 Trevor Howard 1211	5.60	9.30	9.30	9.10	9.20	14.850	4 Taylor Seaton 1416	5.60	9.40	9.20	9.40	9.50	15.000	
	5 Tristan Duverglas 1207	6.00	8.20	8.70	8.30	8.30	14.300	5 Sean Senters 1417	5.60	9.80	9.70	9.80	9.70	15.350	

Vault Score: 72.600 Running Score: 295.050 Vault Score: 74.200 Running Score: 291.400

		D							D						
Name		1	2	3	4	nd	AVE	Name		1	2	3	4	nd	AVE
P.BAR	1 Matthew Felleman 1208	5.40	8.70	9.10	9.00	9.10	14.450	1 Jordan DeClerk 1406	5.70	9.00	9.00	9.10	9.50	14.750	
	2 Dominic DiFulvio 1206	5.50	7.90	8.10	8.10	8.20	13.600	2 Robert Neff 1414	5.70	9.30	9.10	9.60	9.10	14.900	
	3 Leroy Clarke, Jr. 1203	6.00	9.20	9.00	9.50	9.30	15.250	3 Akash Modi 1413	6.60	9.00	9.30	9.00	9.40	15.750	
	4 Alexis Torres 1219	6.20	7.40	7.70	7.90	8.70	14.000	4 Brian Knott 1409	6.20	9.50	9.20	9.20	9.40	15.500	
	5 Trevor Howard 1211	6.30	8.80	9.20	8.80	9.10	15.250	5 Dennis Zaremski 1420	6.00	8.80	8.90	8.80	9.00	14.850	

P. Bar Score: 72.550 Running Score: 367.600 P. Bar Score: 75.750 Running Score: 367.150

		D							D						
Name		1	2	3	4	nd	AVE	Name		1	2	3	4	nd	AVE
H.BAR	1 Thad Lawson 1212	4.90	9.10	9.10	9.30	9.30	14.100	1 Sean Senters 1417	5.60	8.70	8.50	8.60	8.30	14.150	
	2 Quest Hayden 1209	5.40	8.80	8.70	9.00	9.10	14.300	2 Ryan Sheppard 1418	5.40	8.90	8.90	9.10	9.20	14.400	
	3 Leroy Clarke, Jr. 1203	5.40	8.70	8.60	8.30	8.60	14.000	3 Robert Neff 1414	5.90	9.20	9.00	9.10	9.20	15.050	
	4 Matthew Felleman 1208	6.00	9.10	9.10	8.80	8.80	14.950	4 Akash Modi 1413	6.10	9.10	8.70	8.90	9.00	15.050	
	5 Trevor Howard 1211	5.70	8.90	8.80	9.10	8.70	14.550	5 Brian Knott 1409	5.80	8.90	8.80	8.80	9.00	14.650	

H. Bar Score: 71.900 Running Score: 439.500 H. Bar Score: 73.300 Running Score: 440.450

Final Team Score: 439.500

Final Team Score: 440.450

All-Arounders

All-Arounders

	Felleman	Howard													
FX	15.000	15.200													
PH	13.950	12.400													
SR	15.050	16.250													
VT	14.800	14.850													
PB	14.450	15.250													
HB	14.950	14.550													
AA	88.200	88.500													

Judge's Signatures * FX Dan Keating, Dave Hirst * PH Clay Strother, Sean Monaco * SR Chris Adams, Grant Osbor * VT Nate Dotson, Dave Eppert * PB Scott Schaffer, Juha Tanska * HB Zach Gagnon, Bob Busse

* Head Judge FX Sho Nakamori, Andy Brown PH Num Kutz, Greg Didech SR Bruce Temple, Tom Dunn VT Rick Tucker, Kevin Muenz PB Rich Cromwell, Bob Whitne HB Toby Karnehm, Dan Wood

Coach's Signature _____ Coach's Signature _____

NCAA Gymnastics Score Sheet

Teams: Home U.C. Berkeley - California Visitor Univ. Of Iowa

Date Apr 10, 2015 Place Lloyd Noble Center Attendance 0

		D							D							
Name		1	2	3	4	nd	AVE	Name		1	2	3	4	nd	AVE	
FLOOR	1 Nicholas Del Junco 302	5.60	8.00	8.10	8.10	7.80		13.650	1 Lance Alberhasky 501	5.40	9.40	9.10	9.50	9.30		14.750
	2 Kevin Tran 313	5.50	8.20	8.20	8.20	8.10	-0.3	13.400	2 Brandon Field 507	5.60	8.80	9.10	9.30	9.20		14.750
	3 Kyle Zemeir 316	5.90	9.30	9.20	9.40	9.40		15.250	3 Cory Paterson 514	5.50	9.10	9.00	9.00	9.10	-0.1	14.450
	4 Ryan Patterson 308	6.00	9.40	9.30	9.30	9.40		15.350	4 Jack Boyle 504	5.70	9.30	9.20	9.30	9.30		15.000
	5 Kevin Wolting 314	6.10	9.50	9.50	9.50	9.50		15.600	5 Cyrus Dobre-Mofid 505	5.60	9.20	9.40	9.20	9.30		14.850

Floor Score: **73.250** Running Score: **73.250** Floor Score: **73.800** Running Score: **73.800**

POMMEL	1 Kyle Zemeir 316	5.20	7.50	7.80	7.90	7.90		13.050	1 Emmanuel Monroy 511	5.10	8.40	8.50	8.40	8.40		13.500
	2 Adam Young 315	4.20	7.50	7.60	7.70	7.50		11.750	2 Del Vecchio Orozco 512	4.70	8.00	8.00	7.60	7.50		12.500
	3 Kevin Tran 313	5.40	8.60	8.40	8.60	8.30		13.900	3 Elijah Parsells 513	5.70	8.60	8.50	8.50	8.80		14.250
	4 Kevin Wolting 314	5.70	8.80	8.60	8.70	8.90		14.450	4 Austin Hodges 509	5.40	9.40	9.00	9.10	9.30		14.600
	5 Takahiro Kawada 306	5.80	8.70	8.80	9.00	8.80		14.600	5 Douglas Sullivan 517	6.00	7.50	7.70	7.70	7.60		13.650

Pommel Score: **67.750** Running Score: **141.000** Pommel Score: **68.500** Running Score: **142.300**

RINGS	1 Michael Diiberto 303	5.10	9.30	9.30	9.20	9.30		14.400	1 Andrew Botto 503	5.90	8.80	8.80	8.90	9.00		14.750
	2 Yordan Aleksandrov 301	5.20	8.90	8.90	8.80	9.00		14.100	2 Lance Alberhasky 501	5.90	9.00	8.90	9.10	9.00		14.900
	3 Ryan Patterson 308	5.10	9.10	9.10	9.20	9.00		14.200	3 Jack Boyle 504	6.30	8.80	8.80	8.80	8.80		15.100
	4 Kevin Wolting 314	5.10	9.00	9.20	9.20	8.90		14.200	4 William Albert 502	6.00	8.90	8.80	8.60	8.90		14.850
	5 Kyle Zemeir 316	5.70	9.40	9.30	9.40	9.40		15.100	5 Dylan Ellsworth 506	5.10	8.90	8.90	9.10	8.90		14.000

Rings Score: **72.000** Running Score: **213.000** Rings Score: **73.600** Running Score: **215.900**

VAULT	1 Kevin Ko 307	5.20	9.20	9.20	9.50	9.30		14.450	1 Cory Paterson 514	4.90	9.60	9.70	9.50	9.60		14.500
	2 Kevin Tran 313	5.20	9.30	9.20	9.00	9.10		14.350	2 William Albert 502	5.20	8.00	7.90	8.00	8.00		13.200
	3 Ryan Patterson 308	5.60	9.50	9.40	9.40	9.40		15.000	3 Brandon Field 507	5.20	8.50	8.50	8.70	8.70	-0.1	13.700
	4 Kyle Zemeir 316	5.60	9.10	9.20	9.00	9.10	-0.1	14.600	4 Cyrus Dobre-Mofid 505	5.20	9.30	9.40	9.30	9.30		14.500
	5 Kevin Wolting 314	5.60	9.60	9.50	9.50	9.50		15.100	5 Andrew Botto 503	5.30	9.30	9.40	9.50	9.40		14.700

Vault Score: **73.500** Running Score: **286.500** Vault Score: **70.600** Running Score: **286.500**

PARALLEL BAR	1 Kevin Ko 307	5.50	9.20	9.00	9.10	9.30		14.650	1 Cory Paterson 514	5.40	8.60	8.40	8.40	8.60		13.900
	2 Ryan Patterson 308	5.30	9.10	8.70	9.00	8.80		14.200	2 Dylan Ellsworth 506	5.40	8.00	8.50	8.80	8.10		13.700
	3 Kyle Zemeir 316	5.90	9.30	9.00	9.30	8.90		15.050	3 Lance Alberhasky 501	5.60	7.70	7.90	7.70	8.20		13.400
	4 Yordan Aleksandrov 301	5.70	9.10	9.20	9.10	9.10		14.800	4 Jack Boyle 504	5.80	7.80	7.80	7.90	7.90		13.650
	5 Kevin Wolting 314	5.20	8.70	8.90	9.00	9.10		14.150	5 Cyrus Dobre-Mofid 505	5.60	8.70	8.40	8.60	8.30		14.100

P. Bar Score: **72.850** Running Score: **359.350** P. Bar Score: **68.750** Running Score: **355.250**

HIGH BAR	1 Gaqik Gharibyan 305	5.60	8.60	8.60	8.70	8.80		14.250	1 Cyrus Dobre-Mofid 505	5.40	9.10	9.10	9.10	9.00		14.500
	2 Kyle Zemeir 316	6.00	8.70	8.60	8.90	8.50		14.650	2 Lance Alberhasky 501	5.80	8.60	8.30	8.60	8.90		14.400
	3 Ryan Patterson 308	5.60	8.90	8.90	8.70	8.90		14.500	3 Jack Boyle 504	6.20	8.80	8.70	8.40	8.60		14.850
	4 Yordan Aleksandrov 301	5.80	8.80	8.70	8.70	8.80		14.550	4 Cory Paterson 514	6.00	8.80	8.80	8.70	9.00		14.800
	5 Kevin Wolting 314	5.80	9.00	8.80	9.00	9.10		14.800	5 David Spanier 515	5.10	8.60	8.50	8.80	8.50		13.650

H. Bar Score: **72.750** Running Score: **432.100** H. Bar Score: **72.200** Running Score: **427.450**

Final Team Score: 432.100

Final Team Score: 427.450

All-Arounders

	Patterson	Wolting	Zemeir		
FX	15.350	15.600	15.250		
PH	13.350	14.450	13.050		
SR	14.200	14.200	15.100		
VT	15.000	15.100	14.600		
PB	14.200	14.150	15.050		
HB	14.500	14.800	14.650		
AA	86.600	88.300	87.700		

All-Arounders

Judge's Signatures * FX Dan Keating, Dave Hirst * PH Clay Strother, Sean Monaco * SR Chris Adams, Grant Osbor * VT Nate Dotson, Dave Eppert * PB Scott Schaffer, Juha Tanska * HB Zach Gagnon, Bob Busse

* Head Judge FX Sho Nakamori, Andy Brown PH Num Kutz, Greg Didech SR Bruce Temple, Tom Dunn VT Rick Tucker, Kevin Muenz PB Rich Cromwell, Bob Whitne HB Toby Karnehm, Dan Wood

Coach's Signature _____ Coach's Signature _____

NCAA Gymnastics Score Sheet

Teams: Home Univ. Of Michigan Visitor Univ. Of Oklahoma

Date Apr 10, 2015 Place Lloyd Noble Center Attendance 0

		D								AVE								
Name		1	2	3	4	nd	AVE		Name		D	1	2	3	4	nd	AVE	
FLOOR	1 Taylor Harrower 606	5.60	8.80	8.50	9.00	8.90	-0.1	14.350	1 Allan Bower 1103	5.80	9.20	9.00	9.20	9.20				15.000
	2 Paul Rizkalla 615	5.90	9.40	9.40	9.40	9.40		15.300	2 Todd Dowdy 1105	6.20	9.10	9.00	9.20	9.10	-0.3			15.000
	3 Hub Humphrey 607	5.80	9.40	9.40	9.60	9.50		15.250	3 Alec Robin 1114	6.10	9.30	9.40	9.20	9.30				15.400
	4 Anthony Stefanelli 616	6.00	9.10	9.40	9.10	9.30		15.200	4 Colin Van Wicklen 1117	6.30	9.20	9.10	9.20	9.10				15.450
	5 Stacey Ervin 605	6.30	9.00	9.30	9.10	9.30		15.500	5 Kanji Oyama 1109	6.20	9.20	9.20	9.10	9.20				15.400

Floor Score: **75.600** Running Score: **75.600** Floor Score: **76.250** Running Score: **76.250**

		D								AVE								
Name		1	2	3	4	nd	AVE		Name		D	1	2	3	4	nd	AVE	
POMMEL	1 Mark Panhorst 613	5.50	8.50	8.60	8.30	8.40		13.950	1 Sergey Resnick 1112	5.60	8.00	7.90	7.90	7.80				13.500
	2 Adrian de los Angeles 621	5.90	8.90	9.10	9.20	9.10		15.000	2 Alec Robin 1114	5.80	8.60	9.00	9.10	8.90				14.750
	3 Dylan James 609	5.70	8.80	8.80	9.10	8.90		14.550	3 Jacoby Rubin 1115	6.00	8.10	8.30	7.90	8.20				14.150
	4 Nick Hunter 608	5.70	7.70	7.90	7.60	8.00		13.500	4 Allan Bower 1103	6.10	8.80	8.80	9.10	9.10				15.050
	5 Nolan Novak 612	6.20	8.90	8.80	8.60	8.70		14.950	5 Michael Reid 1111	6.30	9.10	8.70	8.80	9.00				15.200

Pommel Score: **71.950** Running Score: **147.550** Pommel Score: **72.650** Running Score: **148.900**

		D								AVE								
Name		1	2	3	4	nd	AVE		Name		D	1	2	3	4	nd	AVE	
RINGS	1 Dmitri Belanovski 602	5.40	9.20	9.20	9.20	9.00		14.600	1 Hunter Justus 1108	6.10	9.30	9.40	9.50	9.30				15.450
	2 Hub Humphrey 607	5.70	9.40	9.30	9.40	9.50		15.100	2 Danny Berardini 1102	5.20	9.50	9.50	9.40	9.50				14.700
	3 Adrian de los Angeles 621	5.70	9.10	9.10	9.10	9.20		14.800	3 Kanji Oyama 1109	5.90	9.10	9.20	9.20	9.20				15.100
	4 Paul Rizkalla 615	6.20	8.10	8.20	8.10	8.30		14.350	4 Thao Hoang 1107	6.10	9.00	9.00	9.00	9.20				15.100
	5 Colin Mahar 611	5.80	9.30	9.10	9.30	9.20		15.050	5 Michael Squires 1116	6.80	9.60	9.70	9.70	9.50				16.450

Rings Score: **73.900** Running Score: **221.450** Rings Score: **76.800** Running Score: **225.700**

		D								AVE								
Name		1	2	3	4	nd	AVE		Name		D	1	2	3	4	nd	AVE	
VAULT	1 Anthony Stefanelli 616	5.60	9.30	9.50	9.00	9.20		14.850	1 Josh Yee 1118	5.30	9.60	9.80	9.70	9.70				15.000
	2 Adrian de los Angeles 621	5.20	9.30	9.30	9.30	9.20		14.500	2 Colin Van Wicklen 1117	5.60	9.40	9.50	9.50	9.50				15.100
	3 Michael Strathern 617	5.60	8.50	8.70	8.10	8.20	-0.3	13.650	3 Todd Dowdy 1105	5.60	9.50	9.50	9.70	9.60				15.150
	4 Paul Rizkalla 615	5.60	9.40	9.40	9.30	9.20		14.950	4 Allan Bower 1103	5.60	9.00	9.30	9.10	9.10	-0.3			14.400
	5 Stacey Ervin 605	5.60	8.30	8.30	8.60	8.50		14.000	5 Kanji Oyama 1109	5.70	9.60	9.70	9.60	9.70				15.350

Vault Score: **71.950** Running Score: **293.400** Vault Score: **75.000** Running Score: **300.700**

		D								AVE								
Name		1	2	3	4	nd	AVE		Name		D	1	2	3	4	nd	AVE	
PARALLEL BAR	1 Mark Panhorst 613	5.40	9.00	9.00	8.90	8.90		14.350	1 Sergey Resnick 1112	5.80	9.30	9.30	8.80	9.30				15.100
	2 Dmitri Belanovski 602	5.60	8.30	8.60	8.80	8.20		14.050	2 Dylan Akers 1101	6.10	8.90	9.00	8.80	9.20				15.050
	3 Adrian de los Angeles 621	5.70	9.30	9.00	8.90	9.00		14.700	3 Michael Reid 1111	6.00	7.50	8.00	7.50	8.40				13.750
	4 Stacey Ervin 605	5.70	8.80	8.70	8.70	9.10		14.450	4 Allan Bower 1103	6.00	8.10	8.30	8.30	8.10				14.200
	5 Nick Hunter 608	6.20	8.40	8.50	8.40	8.90		14.650	5 Danny Berardini 1102	6.20	8.60	8.70	9.10	8.70				14.900

P. Bar Score: **72.200** Running Score: **365.600** P. Bar Score: **73.000** Running Score: **373.700**

		D								AVE								
Name		1	2	3	4	nd	AVE		Name		D	1	2	3	4	nd	AVE	
HIGH BAR	1 Michael Strathern 617	5.50	8.50	8.50	8.50	8.50		14.000	1 Alec Robin 1114	5.70	9.10	9.10	9.30	8.90				14.800
	2 Dmitri Belanovski 602	6.00	8.80	8.70	8.90	8.90		14.850	2 Colin Van Wicklen 1117	5.50	8.80	8.90	8.80	8.70				14.300
	3 Adrian de los Angeles 621	5.60	8.80	9.00	8.80	8.70		14.400	3 Jacoby Rubin 1115	5.70	8.70	8.90	8.80	8.80				14.500
	4 Stacey Ervin 605	5.50	9.00	8.90	9.20	8.90		14.450	4 Danny Berardini 1102	6.00	9.00	9.00	9.00	9.10				15.000
	5 Nick Hunter 608	5.70	8.60	8.70	8.80	8.60		14.350	5 William Clement 1104	6.10	8.60	8.60	8.80	8.70				14.750

H. Bar Score: **72.050** Running Score: **437.650** H. Bar Score: **73.350** Running Score: **447.050**

Final Team Score: **437.650**

Final Team Score: **447.050**

All-Arounders

All-Arounders

	Ervin	de los Angeles															
FX	15.500	14.250															
PH	12.750	15.000															
SR	14.100	14.800															
VT	14.000	14.500															
PB	14.450	14.700															
HB	14.450	14.400															
AA	85.250	87.650															

Judge's Signatures * FX Dan Keating, Dave Hirst * PH Clay Strother, Sean Monaco * SR Chris Adams, Grant Osbor * VT Nate Dotson, Dave Eppert * PB Scott Schaffer, Juha Tanska * HB Zach Gagnon, Bob Busse

* Head Judge FX Sho Nakamori, Andy Brown PH Num Kutz, Greg Didech SR Bruce Temple, Tom Dunn VT Rick Tucker, Kevin Muenz PB Rich Cromwell, Bob Whitne HB Toby Karnehm, Dan Wood







Coach's Signature _____ Coach's Signature _____

2015 NCAA Championships - Finals

Team Results

Apr 10, 2015

Men / SR
Session: 3

Rank	Gym	Team	Score						
1	Oklahoma	X	447.050	76.250 1	72.650 1	76.800 2	75.000 1	73.000 2	73.350 1
2	Stanford	X	440.450	74.100 4	68.550 4	74.550 3	74.200 2	75.750 1	73.300 2
3	Penn State	X	439.500	76.100 2	68.750 3	77.600 1	72.600 4	72.550 4	71.900 6
4	Michigan	X	437.650	75.600 3	71.950 2	73.900 4	71.950 5	72.200 5	72.050 5
5	California	X	432.100	73.250 6	67.750 6	72.000 6	73.500 3	72.850 3	72.750 3
6	Iowa	X	427.450	73.800 5	68.500 5	73.600 5	70.600 6	68.750 6	72.200 4







2015 NCAA Championships - Finals

Event Results - AA

Apr 10, 2015

Page: 1
Printed: 4/10/2015 9:57:16 PM

Men / SR
Session: 3

Rank	Num	Name	Gym							AA
1	1413	Akash Modi	Stanford	15.600	14.850	14.600	14.600	15.750	15.050	90.450
2	408	C.J. Maestas	Illinois	15.550	14.100	15.550	14.550	14.000	14.900	88.650
3	401	Bobby Baker	Illinois	14.650	14.500	14.700	15.100	14.950	14.650	88.550
4	1211	Trevor Howard	Penn State	15.200	12.400	16.250	14.850	15.250	14.550	88.500
5	314	Kevin Wolting	California	15.600	14.450	14.200	15.100	14.150	14.800	88.300
6	1103	Allan Bower	Oklahoma	15.000	15.050	14.900	14.400	14.200	14.700	88.250
7	1208	Matthew Felleman	Penn State	15.000	13.950	15.050	14.800	14.450	14.950	88.200
8	316	Kyle Zemeir	California	15.250	13.050	15.100	14.600	15.050	14.650	87.700
9	621	Adrian de los Angeles	Michigan	14.250	15.000	14.800	14.500	14.700	14.400	87.650
10	308	Ryan Patterson	California	15.350	13.350	14.200	15.000	14.200	14.500	86.600
11	1414	Robert Neff	Stanford	14.150	13.050	14.400	14.400	14.900	15.050	85.950
12T	605	Stacey Ervin	Michigan	15.500	12.750	14.100	14.000	14.450	14.450	85.250
12T	710	Ellis Mannon	Minnesota	14.400	14.900	13.700	14.400	14.200	13.650	85.250
14	906	Travis Gollott	Nebraska	15.300	13.550	13.400	14.300	14.050	14.100	84.700
15	1016	Drew Moling	Ohio State	14.000	12.500	15.600	14.850	13.700	13.900	84.550
16	806	Jonathan Tang	Navy	14.650	12.800	14.300	13.950	14.000	14.000	83.700

2015 NCAA Championships - Finals

Event Results - Floor

Apr 10, 2015



Rank	Num	Name	Gym	Diff	E1	E2	E3	E4	Exec	ND	Score
1	1212	Thad Lawson	Penn State	6.300	9.400	9.300	9.400	9.500	9.400	__.	15.700
2T	314	Kevin Wolting	California	6.100	9.500	9.500	9.500	9.500	9.500	__.	15.600
2T	706	Joel Gagnon	Minnesota	6.200	9.400	9.200	9.400	9.400	9.400	__.	15.600
2T	1413	Akash Modi	Stanford	6.500	9.000	9.200	9.000	9.200	9.100	__.	15.600
5	408	C.J. Maestas	Illinois	6.400	9.100	9.200	9.200	9.000	9.150	__.	15.550
6	605	Stacey Ervin	Michigan	6.300	9.000	9.300	9.100	9.300	9.200	__.	15.500
7	1117	Colin Van Wicklen	Oklahoma	6.300	9.200	9.100	9.200	9.100	9.150	__.	15.450
8T	709	Zach Liebler	Minnesota	6.000	9.400	9.400	9.500	9.400	9.400	__.	15.400
8T	1114	Alec Robin	Oklahoma	6.100	9.300	9.400	9.200	9.300	9.300	__.	15.400
8T	1109	Kanji Oyama	Oklahoma	6.200	9.200	9.200	9.100	9.200	9.200	__.	15.400
11	308	Ryan Patterson	California	6.000	9.400	9.300	9.300	9.400	9.350	__.	15.350
12T	615	Paul Rizkalla	Michigan	5.900	9.400	9.400	9.400	9.400	9.400	__.	15.300
12T	1417	Sean Senters	Stanford	6.000	9.300	9.400	9.300	9.200	9.300	__.	15.300
12T	906	Travis Gollott	Nebraska	6.100	9.100	9.000	9.300	9.400	9.200	__.	15.300
15T	607	Hub Humphrey	Michigan	5.800	9.400	9.400	9.600	9.500	9.450	__.	15.250
15T	316	Kyle Zemeir	California	5.900	9.300	9.200	9.400	9.400	9.350	__.	15.250
17*	1213	Christian McSwain	Penn State	6.000	9.200	9.200	9.200	9.200	9.200	__.	15.200
17*	616	Anthony Stefanelli	Michigan	6.000	9.100	9.400	9.100	9.300	9.200	__.	15.200
17T	1211	Trevor Howard	Penn State	6.600	8.600	8.600	8.600	8.900	8.600	__.	15.200
20	918	Christopher Stephe	Nebraska	6.100	9.000	8.800	8.900	9.000	8.950	__.	15.050
21T	504	Jack Boyle	Iowa	5.700	9.300	9.200	9.300	9.300	9.300	__.	15.000
21T	1103	Allan Bower	Oklahoma	5.800	9.200	9.000	9.200	9.200	9.200	__.	15.000
21T	1105	Todd Dowdy	Oklahoma	6.200	9.100	9.000	9.200	9.100	9.100	-0.3	15.000
21T	1208	Matthew Felleman	Penn State	6.000	9.000	9.000	9.100	9.000	9.000	__.	15.000
21T	1206	Dominic DiFulvio	Penn State	6.200	8.800	8.900	8.700	8.800	8.800	__.	15.000
26	1018	Emeric Quade	Ohio State	6.000	8.900	8.700	8.900	9.000	8.900	__.	14.900
27	505	Cyrus Dobre-Mofid	Iowa	5.600	9.200	9.400	9.200	9.300	9.250	__.	14.850
28T	501	Lance Alberhasky	Iowa	5.400	9.400	9.100	9.500	9.300	9.350	__.	14.750
28T	507	Brandon Field	Iowa	5.600	8.800	9.100	9.300	9.200	9.150	__.	14.750
30*	806	Jonathan Tang	Navy	5.600	9.100	9.000	8.900	9.200	9.050	__.	14.650
30*	1023	Meyer Williams	Ohio State	5.600	9.100	9.000	9.100	9.000	9.050	__.	14.650
30T	401	Bobby Baker	Illinois	6.000	8.600	8.500	8.700	8.900	8.650	__.	14.650
33	1416	Taylor Seaton	Stanford	5.900	8.800	8.600	8.700	8.600	8.650	__.	14.550
34	1410	Michael Levy	Stanford	6.100	8.800	8.800	8.700	8.900	8.800	-0.4	14.500
35	514	Cory Paterson	Iowa	5.500	9.100	9.000	9.000	9.100	9.050	-0.1	14.450
36	710	Ellis Mannon	Minnesota	5.600	8.600	8.800	8.800	8.900	8.800	__.	14.400
37	606	Taylor Harrower	Michigan	5.600	8.800	8.500	9.000	8.900	8.850	-0.1	14.350
38	621	Adrian de los Angel	Michigan	5.500	8.700	9.000	8.700	8.800	8.750	__.	14.250
39	1414	Robert Neff	Stanford	5.800	8.400	8.300	8.400	8.000	8.350	__.	14.150
40	1016	Drew Moling	Ohio State	5.200	8.800	8.700	8.800	9.000	8.800	__.	14.000
41	302	Nicholas Del Junco	California	5.600	8.000	8.100	8.100	7.800	8.050	__.	13.650
42	313	Kevin Tran	California	5.500	8.200	8.200	8.200	8.100	8.200	-0.3	13.400
43	413	Joey Peters	Illinois	5.200	6.700	7.300	6.400	6.900	6.800	-0.1	11.900

2015 NCAA Championships - Finals

Event Results - Pommel

Apr 10, 2015



Rank	Num	Name	Gym	Diff	E1	E2	E3	E4	Exec	ND	Score
1	1111	Michael Reid	Oklahoma	6.300	9.100	8.700	8.800	9.000	8.900	...	15.200
2	1103	Allan Bower	Oklahoma	6.100	8.800	8.800	9.100	9.100	8.950	...	15.050
3	621	Adrian de los Angel	Michigan	5.900	8.900	9.100	9.200	9.100	9.100	...	15.000
4	612	Nolan Novak	Michigan	6.200	8.900	8.800	8.600	8.700	8.750	...	14.950
5T	1409	Brian Knott	Stanford	6.200	8.800	8.700	8.700	8.500	8.700	...	14.900
5T	710	Ellis Mannon	Minnesota	6.400	8.800	8.600	8.200	8.400	8.500	...	14.900
7T	402	Logan Bradley	Illinois	6.000	8.700	8.900	8.900	8.800	8.850	...	14.850
7*	1413	Akash Modi	Stanford	6.100	8.400	8.700	8.900	8.800	8.750	...	14.850
7*	913	Ethan Lottman	Nebraska	6.100	8.700	8.500	8.800	9.000	8.750	...	14.850
10	1114	Alec Robin	Oklahoma	5.800	8.600	9.000	9.100	8.900	8.950	...	14.750
11T	509	Austin Hodges	Iowa	5.400	9.400	9.000	9.100	9.300	9.200	...	14.600
11T	306	Takahiro Kawada	California	5.800	8.700	8.800	9.000	8.800	8.800	...	14.600
13	609	Dylan James	Michigan	5.700	8.800	8.800	9.100	8.900	8.850	...	14.550
14	401	Bobby Baker	Illinois	5.600	8.600	8.800	9.000	9.000	8.900	...	14.500
15T	314	Kevin Wolting	California	5.700	8.800	8.600	8.700	8.900	8.750	...	14.450
15T	119	Arinn Wade	Air Force	5.900	8.700	8.300	8.400	8.700	8.550	...	14.450
17	120	Tim Wang	Air Force	5.900	8.400	8.300	8.600	8.400	8.400	...	14.300
18T	513	Elijah Parsells	Iowa	5.700	8.600	8.500	8.500	8.800	8.550	...	14.250
18T	405	Matthew Foster	Illinois	5.900	8.000	8.400	8.400	8.300	8.350	...	14.250
20	1115	Jacoby Rubin	Oklahoma	6.000	8.100	8.300	7.900	8.200	8.150	...	14.150
21	408	C.J. Maestas	Illinois	5.900	8.500	8.200	7.700	8.200	8.200	...	14.100
22	1203	Leroy Clarke, Jr.	Penn State	5.700	8.400	8.000	8.200	8.400	8.300	...	14.000
23T	1208	Matthew Felleman	Penn State	5.300	8.700	8.600	8.800	8.500	8.650	...	13.950
23T	613	Mark Panhorst	Michigan	5.500	8.500	8.600	8.300	8.400	8.450	...	13.950
23T	1417	Sean Senters	Stanford	5.800	8.000	8.000	8.300	8.500	8.150	...	13.950
26	313	Kevin Tran	California	5.400	8.600	8.400	8.600	8.300	8.500	...	13.900
27	1014	Logan Melander	Ohio State	5.200	8.600	8.400	8.600	8.500	8.550	...	13.750
28	1210	Craig Hernandez	Penn State	6.100	7.400	7.700	7.600	7.600	7.600	...	13.700
29T	1204	Colin Coates	Penn State	5.300	8.200	8.600	8.400	8.300	8.350	...	13.650
29T	517	Douglas Sullivan	Iowa	6.000	7.500	7.700	7.700	7.600	7.650	...	13.650
31	906	Travis Gollott	Nebraska	5.300	8.400	8.300	8.100	8.200	8.250	...	13.550
32T	511	Emmanuel Monroy	Iowa	5.100	8.400	8.500	8.400	8.400	8.400	...	13.500
32T	1112	Sergey Resnick	Oklahoma	5.600	8.000	7.900	7.900	7.800	7.900	...	13.500
32T	608	Nick Hunter	Michigan	5.700	7.700	7.900	7.600	8.000	7.800	...	13.500
35	1215	Néstor Rodríguez	Penn State	5.700	8.000	7.400	7.600	7.900	7.750	...	13.450
36	308	Ryan Patterson	California	4.800	8.400	8.600	8.800	8.500	8.550	...	13.350
37T	316	Kyle Zemeir	California	5.200	7.500	7.800	7.900	7.900	7.850	...	13.050
37T	1414	Robert Neff	Stanford	5.400	7.700	7.600	8.000	7.600	7.650	...	13.050
39	806	Jonathan Tang	Navy	5.800	6.500	7.100	7.000	7.000	7.000	...	12.800
40	605	Stacey Ervin	Michigan	5.000	7.400	7.700	7.800	7.800	7.750	...	12.750
41T	512	Del Vecchio Orozco	Iowa	4.700	8.000	8.000	7.600	7.500	7.800	...	12.500
41T	1016	Drew Moling	Ohio State	5.400	6.800	7.000	7.200	7.400	7.100	...	12.500
43	1211	Trevor Howard	Penn State	4.900	7.500	8.100	7.200	7.500	7.500	...	12.400
44	1419	Drew Willoughby	Stanford	5.700	6.100	6.300	5.700	6.100	6.100	...	11.800
45	315	Adam Young	California	4.200	7.500	7.600	7.700	7.500	7.550	...	11.750

2015 NCAA Championships - Finals

Event Results - Rings

Apr 10, 2015



Rank	Num	Name	Gym	Diff	E1	E2	E3	E4	Exec	ND	Score
1	1116	Michael Squires	Oklahoma	6.800	9.600	9.700	9.700	9.500	9.650	__.	16.450
2	1211	Trevor Howard	Penn State	6.600	9.600	9.600	9.700	9.700	9.650	__.	16.250
3	413	Joey Peters	Illinois	6.200	9.500	9.600	9.600	9.600	9.600	__.	15.800
4T	711	Jack Metcalf	Minnesota	6.200	9.400	9.300	9.400	9.500	9.400	__.	15.600
4T	1207	Tristan Duverglas	Penn State	6.400	9.300	9.200	9.200	9.100	9.200	__.	15.600
4T	1016	Drew Moling	Ohio State	6.500	9.000	9.100	9.100	9.200	9.100	__.	15.600
4T	1219	Alexis Torres	Penn State	6.600	9.000	9.000	9.100	9.000	9.000	__.	15.600
8	408	C.J. Maestas	Illinois	6.700	8.700	8.900	8.800	8.900	8.850	__.	15.550
9	419	Mike Wilner	Illinois	6.500	9.000	9.000	9.000	9.100	9.000	__.	15.500
10	1108	Hunter Justus	Oklahoma	6.100	9.300	9.400	9.500	9.300	9.350	__.	15.450
11	1410	Michael Levy	Stanford	6.200	9.000	9.100	9.200	8.900	9.050	__.	15.250
12	1420	Dennis Zaremski	Stanford	6.300	8.800	8.800	8.900	9.000	8.850	__.	15.150
13*	607	Hub Humphrey	Michigan	5.700	9.400	9.300	9.400	9.500	9.400	__.	15.100
13*	316	Kyle Zemeir	California	5.700	9.400	9.300	9.400	9.400	9.400	__.	15.100
13*	1109	Kanji Oyama	Oklahoma	5.900	9.100	9.200	9.200	9.200	9.200	__.	15.100
13*	1203	Leroy Clarke, Jr.	Penn State	5.900	9.200	9.100	9.300	9.200	9.200	__.	15.100
13T	1107	Thao Hoang	Oklahoma	6.100	9.000	9.000	9.000	9.200	9.000	__.	15.100
13T	504	Jack Boyle	Iowa	6.300	8.800	8.800	8.800	8.800	8.800	__.	15.100
19*	1208	Matthew Felleman	Penn State	5.800	9.300	9.100	9.200	9.300	9.250	__.	15.050
19*	611	Colin Mahar	Michigan	5.800	9.300	9.100	9.300	9.200	9.250	__.	15.050
21	1404	Brandon Beckhardt	Stanford	5.800	9.200	9.100	9.000	9.300	9.150	__.	14.950
22T	1103	Allan Bower	Oklahoma	5.800	9.200	9.000	9.000	9.200	9.100	__.	14.900
22T	501	Lance Alberhasky	Iowa	5.900	9.000	8.900	9.100	9.000	9.000	__.	14.900
22T	101	Denis Aurelius	Air Force	6.000	9.000	8.900	8.900	8.800	8.900	__.	14.900
25	502	William Albert	Iowa	6.000	8.900	8.800	8.600	8.900	8.850	__.	14.850
26	621	Adrian de los Angel	Michigan	5.700	9.100	9.100	9.100	9.200	9.100	__.	14.800
27	503	Andrew Botto	Iowa	5.900	8.800	8.800	8.900	9.000	8.850	__.	14.750
28T	1102	Danny Berardini	Oklahoma	5.200	9.500	9.500	9.400	9.500	9.500	__.	14.700
28T	401	Bobby Baker	Illinois	5.700	9.000	8.900	9.000	9.100	9.000	__.	14.700
30	1010	Alex Johnson	Ohio State	5.500	9.200	9.300	9.100	9.100	9.150	__.	14.650
31*	1406	Jordan DeClerk	Stanford	5.400	9.200	9.200	9.100	9.300	9.200	__.	14.600
31*	602	Dmitri Belanovski	Michigan	5.400	9.200	9.200	9.200	9.000	9.200	__.	14.600
31T	707	Steve Jaciuk	Minnesota	5.600	9.000	8.700	9.000	9.000	9.000	__.	14.600
31T	1413	Akash Modi	Stanford	5.700	8.800	8.900	8.900	8.900	8.900	__.	14.600
35*	1414	Robert Neff	Stanford	5.100	9.300	9.300	9.300	9.200	9.300	__.	14.400
35*	303	Michael Diliberto	California	5.100	9.300	9.300	9.200	9.300	9.300	__.	14.400
37	615	Paul Rizkalla	Michigan	6.200	8.100	8.200	8.100	8.300	8.150	__.	14.350
38	806	Jonathan Tang	Navy	5.600	8.700	8.700	8.700	8.600	8.700	__.	14.300
39*	314	Kevin Wolting	California	5.100	9.000	9.200	9.200	8.900	9.100	__.	14.200
39*	308	Ryan Patterson	California	5.100	9.100	9.100	9.200	9.000	9.100	__.	14.200
41T	605	Stacey Ervin	Michigan	5.000	9.100	9.200	9.100	9.100	9.100	__.	14.100
41T	301	Yordan Aleksandro	California	5.200	8.900	8.900	8.800	9.000	8.900	__.	14.100
43	506	Dylan Ellsworth	Iowa	5.100	8.900	8.900	9.100	8.900	8.900	__.	14.000
44	710	Ellis Mannon	Minnesota	5.000	8.800	8.600	8.800	8.500	8.700	__.	13.700
45	906	Travis Gollott	Nebraska	5.000	8.500	8.600	8.200	8.300	8.400	__.	13.400

2015 NCAA Championships - Finals

Event Results - Vault

Apr 10, 2015



Rank	Num	Name	Gym	Diff	E1	E2	E3	E4	Exec	ND	Score
1T	1417	Sean Senters	Stanford	5.600	9.800	9.700	9.800	9.700	9.750	__	15.350
1T	1109	Kanji Oyama	Oklahoma	5.700	9.600	9.700	9.600	9.700	9.650	__	15.350
3	1105	Todd Dowdy	Oklahoma	5.600	9.500	9.500	9.700	9.600	9.550	__	15.150
4*	713	Yaroslav Pochinka	Minnesota	5.600	9.500	9.500	9.500	9.500	9.500	__	15.100
4*	1117	Colin Van Wicklen	Oklahoma	5.600	9.400	9.500	9.500	9.500	9.500	__	15.100
4*	314	Kevin Wolting	California	5.600	9.600	9.500	9.500	9.500	9.500	__	15.100
4T	401	Bobby Baker	Illinois	5.700	9.500	9.600	9.300	9.300	9.400	__	15.100
8T	1118	Josh Yee	Oklahoma	5.300	9.600	9.800	9.700	9.700	9.700	__	15.000
8*	1416	Taylor Seaton	Stanford	5.600	9.400	9.200	9.400	9.500	9.400	__	15.000
8*	308	Ryan Patterson	California	5.600	9.500	9.400	9.400	9.400	9.400	__	15.000
11T	1212	Thad Lawson	Penn State	5.300	9.600	9.700	9.700	9.600	9.650	__	14.950
11T	615	Paul Rizkalla	Michigan	5.600	9.400	9.400	9.300	9.200	9.350	__	14.950
13T	1418	Ryan Sheppard	Stanford	5.300	9.400	9.500	9.700	9.600	9.550	__	14.850
13*	1211	Trevor Howard	Penn State	5.600	9.300	9.300	9.100	9.200	9.250	__	14.850
13*	1024	Alexander Wilson	Ohio State	5.600	9.300	9.400	9.200	9.200	9.250	__	14.850
13*	616	Anthony Stefanelli	Michigan	5.600	9.300	9.500	9.000	9.200	9.250	__	14.850
13*	1016	Drew Moling	Ohio State	5.600	9.100	9.400	9.300	9.200	9.250	__	14.850
18T	1208	Matthew Felleman	Penn State	5.300	9.500	9.600	9.500	9.500	9.500	__	14.800
18T	909	Kyle King	Nebraska	5.600	9.100	9.300	9.200	9.200	9.200	__	14.800
20T	803	Mitchell Larios	Navy	5.600	9.100	9.400	9.300	9.200	9.250	-0.1	14.750
20T	1021	Andrew Teal	Ohio State	5.600	9.100	9.300	9.100	9.200	9.150	__	14.750
22	503	Andrew Botto	Iowa	5.300	9.300	9.400	9.500	9.400	9.400	__	14.700
23	1006	Seth Delbridge	Ohio State	5.200	9.400	9.500	9.400	9.500	9.450	__	14.650
24*	1413	Akash Modi	Stanford	5.600	9.000	9.100	9.300	9.100	9.100	-0.1	14.600
24*	316	Kyle Zemeir	California	5.600	9.100	9.200	9.000	9.100	9.100	-0.1	14.600
26	408	C.J. Maestas	Illinois	5.200	9.200	9.500	9.400	9.300	9.350	__	14.550
27T	514	Cory Paterson	Iowa	4.900	9.600	9.700	9.500	9.600	9.600	__	14.500
27*	621	Adrian de los Angel	Michigan	5.200	9.300	9.300	9.300	9.200	9.300	__	14.500
27*	505	Cyrus Dobre-Mofid	Iowa	5.200	9.300	9.400	9.300	9.300	9.300	__	14.500
30	307	Kevin Ko	California	5.200	9.200	9.200	9.500	9.300	9.250	__	14.450
31T	1414	Robert Neff	Stanford	5.200	9.300	9.000	9.400	9.100	9.200	__	14.400
31T	1103	Allan Bower	Oklahoma	5.600	9.000	9.300	9.100	9.100	9.100	-0.3	14.400
31T	710	Ellis Mannon	Minnesota	5.300	9.000	9.400	9.100	9.100	9.100	__	14.400
34	313	Kevin Tran	California	5.200	9.300	9.200	9.000	9.100	9.150	__	14.350
35T	906	Travis Gollott	Nebraska	5.600	8.600	8.800	8.800	8.400	8.700	__	14.300
35T	1207	Tristan Duverglas	Penn State	6.000	8.200	8.700	8.300	8.300	8.300	__	14.300
37	605	Stacey Ervin	Michigan	5.600	8.300	8.300	8.600	8.500	8.400	__	14.000
38	806	Jonathan Tang	Navy	4.800	9.200	9.100	9.300	9.100	9.150	__	13.950
39T	507	Brandon Field	Iowa	5.200	8.500	8.500	8.700	8.700	8.600	-0.1	13.700
39T	1219	Alexis Torres	Penn State	5.600	8.400	8.400	8.400	8.300	8.400	-0.3	13.700
41	617	Michael Strathern	Michigan	5.600	8.500	8.700	8.100	8.200	8.350	-0.3	13.650
42	502	William Albert	Iowa	5.200	8.000	7.900	8.000	8.000	8.000	__	13.200

2015 NCAA Championships - Finals

Page: 1
Printed: 4/10/2015 9:57:14 PM

Event Results - P Bars

Men / SR
Session: 3

Apr 10, 2015



Rank	Num	Name	Gym	Diff	E1	E2	E3	E4	Exec	ND	Score
1	1413	Akash Modi	Stanford	6.600	9.000	9.300	9.000	9.400	9.150	__.	15.750
2	1409	Brian Knott	Stanford	6.200	9.500	9.200	9.200	9.400	9.300	__.	15.500
3T	1203	Leroy Clarke, Jr.	Penn State	6.000	9.200	9.000	9.500	9.300	9.250	__.	15.250
3T	1211	Trevor Howard	Penn State	6.300	8.800	9.200	8.800	9.100	8.950	__.	15.250
5	1112	Sergey Resnick	Oklahoma	5.800	9.300	9.300	8.800	9.300	9.300	__.	15.100
6T	417	Jordan Valdez	Illinois	5.800	9.300	9.100	9.300	9.200	9.250	__.	15.050
6T	316	Kyle Zemeir	California	5.900	9.300	9.000	9.300	8.900	9.150	__.	15.050
6T	1101	Dylan Akers	Oklahoma	6.100	8.900	9.000	8.800	9.200	8.950	__.	15.050
9	401	Bobby Baker	Illinois	5.700	9.400	9.000	9.500	9.100	9.250	__.	14.950
10T	1414	Robert Neff	Stanford	5.700	9.300	9.100	9.600	9.100	9.200	__.	14.900
10T	1102	Danny Berardini	Oklahoma	6.200	8.600	8.700	9.100	8.700	8.700	__.	14.900
12	1420	Dennis Zaremski	Stanford	6.000	8.800	8.900	8.800	9.000	8.850	__.	14.850
13	301	Yordan Aleksandro	California	5.700	9.100	9.200	9.100	9.100	9.100	__.	14.800
14	1406	Jordan DeClerk	Stanford	5.700	9.000	9.000	9.100	9.500	9.050	__.	14.750
15	621	Adrian de los Angel	Michigan	5.700	9.300	9.000	8.900	9.000	9.000	__.	14.700
16T	307	Kevin Ko	California	5.500	9.200	9.000	9.100	9.300	9.150	__.	14.650
16T	608	Nick Hunter	Michigan	6.200	8.400	8.500	8.400	8.900	8.450	__.	14.650
18T	1208	Matthew Felleman	Penn State	5.400	8.700	9.100	9.000	9.100	9.050	__.	14.450
18T	605	Stacey Ervin	Michigan	5.700	8.800	8.700	8.700	9.100	8.750	__.	14.450
20T	613	Mark Panhorst	Michigan	5.400	9.000	9.000	8.900	8.900	8.950	__.	14.350
20T	903	Sam Chamberlain	Nebraska	5.800	8.700	8.400	8.600	8.500	8.550	__.	14.350
20T	712	Paul Montague	Minnesota	6.000	8.600	8.200	8.200	8.500	8.350	__.	14.350
23	717	Jalon Stephens	Minnesota	5.200	8.800	9.100	9.300	9.000	9.050	__.	14.250
24T	308	Ryan Patterson	California	5.300	9.100	8.700	9.000	8.800	8.900	__.	14.200
24*	1103	Allan Bower	Oklahoma	6.000	8.100	8.300	8.300	8.100	8.200	__.	14.200
24*	710	Ellis Mannon	Minnesota	6.000	8.200	8.300	8.100	8.200	8.200	__.	14.200
27	314	Kevin Wolting	California	5.200	8.700	8.900	9.000	9.100	8.950	__.	14.150
28T	505	Cyrus Dobre-Mofid	Iowa	5.600	8.700	8.400	8.600	8.300	8.500	__.	14.100
28T	1010	Alex Johnson	Ohio State	5.700	8.400	8.400	8.200	8.700	8.400	__.	14.100
30T	906	Travis Gollott	Nebraska	4.800	9.300	9.200	9.500	9.200	9.250	__.	14.050
30T	602	Dmitri Belanovski	Michigan	5.600	8.300	8.600	8.800	8.200	8.450	__.	14.050
32T	806	Jonathan Tang	Navy	5.100	8.800	8.900	9.100	8.900	8.900	__.	14.000
32T	408	C.J. Maestas	Illinois	5.700	8.100	8.300	8.500	8.300	8.300	__.	14.000
32T	1219	Alexis Torres	Penn State	6.200	7.400	7.700	7.900	8.700	7.800	__.	14.000
35	1024	Alexander Wilson	Ohio State	5.600	8.400	8.300	8.200	8.500	8.350	__.	13.950
36	514	Cory Paterson	Iowa	5.400	8.600	8.400	8.400	8.600	8.500	__.	13.900
37	1111	Michael Reid	Oklahoma	6.000	7.500	8.000	7.500	8.400	7.750	__.	13.750
38T	506	Dylan Ellsworth	Iowa	5.400	8.000	8.500	8.800	8.100	8.300	__.	13.700
38T	1016	Drew Moling	Ohio State	5.700	7.800	8.300	8.100	7.900	8.000	__.	13.700
40	504	Jack Boyle	Iowa	5.800	7.800	7.800	7.900	7.900	7.850	__.	13.650
41	1206	Dominic DiFulvio	Penn State	5.500	7.900	8.100	8.100	8.200	8.100	__.	13.600
42	501	Lance Alberhasky	Iowa	5.600	7.700	7.900	7.700	8.200	7.800	__.	13.400

2015 NCAA Championships - Finals

Event Results - H Bar

Apr 10, 2015



Rank	Num	Name	Gym	Diff	E1	E2	E3	E4	Exec	ND	Score
1	1010	Alex Johnson	Ohio State	6.100	9.100	9.000	9.300	9.000	9.050	__.	15.150
2	707	Steve Jaciuk	Minnesota	6.000	9.100	9.100	9.000	9.100	9.100	__.	15.100
3T	1414	Robert Neff	Stanford	5.900	9.200	9.000	9.100	9.200	9.150	__.	15.050
3T	1413	Akash Modi	Stanford	6.100	9.100	8.700	8.900	9.000	8.950	__.	15.050
5	1102	Danny Berardini	Oklahoma	6.000	9.000	9.000	9.000	9.100	9.000	__.	15.000
6	1208	Matthew Felleman	Penn State	6.000	9.100	9.100	8.800	8.800	8.950	__.	14.950
7T	206	Jesse Glenn	Army	6.000	8.900	8.900	8.800	8.900	8.900	__.	14.900
7T	408	C.J. Maestas	Illinois	6.200	8.600	8.800	9.000	8.600	8.700	__.	14.900
9T	602	Dmitri Belanovski	Michigan	6.000	8.800	8.700	8.900	8.900	8.850	__.	14.850
9T	504	Jack Boyle	Iowa	6.200	8.800	8.700	8.400	8.600	8.650	__.	14.850
11T	1114	Alec Robin	Oklahoma	5.700	9.100	9.100	9.300	8.900	9.100	__.	14.800
11*	910	Louis Klein	Nebraska	5.800	9.000	9.100	9.000	9.000	9.000	__.	14.800
11*	314	Kevin Wolting	California	5.800	9.000	8.800	9.000	9.100	9.000	__.	14.800
11T	514	Cory Paterson	Iowa	6.000	8.800	8.800	8.700	9.000	8.800	__.	14.800
15	1104	William Clement	Oklahoma	6.100	8.600	8.600	8.800	8.700	8.650	__.	14.750
16	1103	Allan Bower	Oklahoma	5.600	9.100	9.000	9.200	9.100	9.100	__.	14.700
17T	401	Bobby Baker	Illinois	5.400	9.200	9.200	9.400	9.300	9.250	__.	14.650
17T	1409	Brian Knott	Stanford	5.800	8.900	8.800	8.800	9.000	8.850	__.	14.650
17T	316	Kyle Zemeir	California	6.000	8.700	8.600	8.900	8.500	8.650	__.	14.650
20T	1211	Trevor Howard	Penn State	5.700	8.900	8.800	9.100	8.700	8.850	__.	14.550
20T	301	Yordan Aleksandro	California	5.800	8.800	8.700	8.700	8.800	8.750	__.	14.550
22T	505	Cyrus Dobre-Mofid	Iowa	5.400	9.100	9.100	9.100	9.000	9.100	__.	14.500
22T	704	Danny DiBenedetto	Minnesota	5.500	9.000	9.000	9.000	9.200	9.000	__.	14.500
22T	308	Ryan Patterson	California	5.600	8.900	8.900	8.700	8.900	8.900	__.	14.500
22T	1115	Jacoby Rubin	Oklahoma	5.700	8.700	8.900	8.800	8.800	8.800	__.	14.500
26	605	Stacey Ervin	Michigan	5.500	9.000	8.900	9.200	8.900	8.950	__.	14.450
27T	1418	Ryan Sheppard	Stanford	5.400	8.900	8.900	9.100	9.200	9.000	__.	14.400
27T	621	Adrian de los Angel	Michigan	5.600	8.800	9.000	8.800	8.700	8.800	__.	14.400
27T	501	Lance Alberhasky	Iowa	5.800	8.600	8.300	8.600	8.900	8.600	__.	14.400
30	608	Nick Hunter	Michigan	5.700	8.600	8.700	8.800	8.600	8.650	__.	14.350
31T	1209	Quest Hayden	Penn State	5.400	8.800	8.700	9.000	9.100	8.900	__.	14.300
31T	1117	Colin Van Wicklen	Oklahoma	5.500	8.800	8.900	8.800	8.700	8.800	__.	14.300
33	305	Gagik Gharibyan	California	5.600	8.600	8.600	8.700	8.800	8.650	__.	14.250
34	1417	Sean Senters	Stanford	5.600	8.700	8.500	8.600	8.300	8.550	__.	14.150
35T	1212	Thad Lawson	Penn State	4.900	9.100	9.100	9.300	9.300	9.200	__.	14.100
35T	906	Travis Gollott	Nebraska	5.200	8.900	8.700	9.000	8.900	8.900	__.	14.100
37*	1203	Leroy Clarke, Jr.	Penn State	5.400	8.700	8.600	8.300	8.600	8.600	__.	14.000
37*	806	Jonathan Tang	Navy	5.400	8.600	8.600	8.600	8.400	8.600	__.	14.000
37T	617	Michael Strathern	Michigan	5.500	8.500	8.500	8.500	8.500	8.500	__.	14.000
40	1016	Drew Moling	Ohio State	5.600	8.400	8.200	8.600	8.200	8.300	__.	13.900
41T	710	Ellis Mannon	Minnesota	5.000	8.700	8.600	9.000	8.600	8.650	__.	13.650
41T	515	David Spanier	Iowa	5.100	8.600	8.500	8.800	8.500	8.550	__.	13.650
43	417	Jordan Valdez	Illinois	0.800	8.800	9.000	9.000	9.000	9.000	-6.0	3.800