

#CLIMBWITHUS

PENN STATE, MEN'S BASKETBALL

GAME **35**

TEMPLE

NATIONAL INVITATION TOURNAMENT
March 14, 2018 | 8 p.m. ET
University Park, Pa.
Bryce Jordan Center (15,261)

SCHEDULE / RESULTS

Date Opponent TV Time/Result

NOVEMBER

10 Fri. CAMPBELL (BTN+) W, 86-75
12 Sun. FAIRLEIGH DICKINSON (BTN+) W, 81-57

LEGENDS CLASSIC

UNIVERSITY PARK REGIONAL

15 Wed. MONTANA (BTN) W, 70-57
17 Fri. COLUMBIA (BTN+) W, 79-65

LEGENDS CLASSIC

BARCLAYS CENTER - BROOKLYN, N.Y.

20 Mon. vs. Pittsburgh (ESPN3) W, 85-54
21 Tues. vs. 16 Texas A&M (ESPN2) L, 87-98

LEGENDS CLASSIC

UNIVERSITY PARK REGIONAL

24 Fri. ORAL ROBERTS (BTN+) W, 86-48

B1G/ACC CHALLENGE

29 Wed. at N.C. State (ESPNU) L, 78-85

DECEMBER

2 Sat. at Iowa * (BTN) W, 77-73
4 Mon. WISCONSIN * (ESPN2) L, 63-64
9 Sat. GEORGE WASHINGTON (BTN) W, 74-54
17 Sun. at George Mason (Stadium) W, 72-54
19 Tues. BINGHAMTON (BTN+) W, 80-65
22 Fri. RIDER (BTN) L, 70-71
30 Sat. COPPIN STATE (BTN+) W, 88-43

JANUARY

2 Tues. at Maryland * (BTN) L, 69-75
5 Fri. NORTHWESTERN * (FS1) W, 78-63
9 Tues. at Indiana * (BTN) L, 70-74
12 Fri. NEBRASKA * (BTN) W, 76-74 ot
15 Mon. MINNESOTA * (BTN) L, 84-95 ot
20 Sat. at Northwestern * (BTN) L, 61-70
25 Thur. at 13 Ohio State * (BTN) W, 82-79
27 Sat. RUTGERS * (BTN) W, 60-43
31 Wed. at 5 Michigan State * (BTN) L, 68-76

FEBRUARY

3 Sat. IOWA * (BTN) W, 82-58
7 Wed. MARYLAND * (BTN) W, 74-70
11 Sun. at Illinois * (BTN) W, 74-52
15 Thur. 8 OHIO STATE * (BTN) W, 79-56
18 Sun. at 6 Purdue * (BTN) L, 73-76
21 Wed. 17 MICHIGAN * (BTN) L, 63-72
25 Sun. at Nebraska * (BTN) L, 64-76

MARCH

BIG TEN TOURNAMENT

Thur.-Sun. Madison Square Garden BTN/CBS
March 1-March 4 (New York, N.Y.)
1 Thur. #10 seed Northwestern (BTN) W, 65-57
2 Fri. #2 seed Ohio State (BTN) W, 69-68
3 Sat. #3 seed Purdue (CBS)

NATIONAL INVITATION TOURNAMENT

14 Wed. #5 seed Temple (ESPNU) 8 p.m.

All Times Eastern | HOME GAMES in BOLD CAPS |

* - Big Ten game Associated Press rankings listed above.

GAMEDAY MATCHUP

TEMPLE OWLS

RECORD: 17-15, 8-10 American

Coach: Fran Dunphy (12th year at Temple)

2017-18 Leading Scorer

#13 Quinton Rose, So., G - 18.4 ppg

2017-18 Leading Rebounder:

#0 Obi Enechionya, Sr., F - 5.8 rpg

2017-18 Assists Leader:

#1 Josh Brown, R Sr., G - 4.3 apg

PENN STATE NITTANY LIONS

RECORD: 21-13, 9-9 Big Ten

Coach: Patrick Chambers (7th year at Penn State)

2017-18 Leading Scorer:

#10 Tony Carr, So., G - 19.9 ppg

2017-18 Leading Active Rebounder:

#11 Lamar Stevens, So. F - 6.2 rpg

2017-18 Assists Leader:

#10 Tony Carr, So., G - 4.7 apg

LAST GAME STARTERS

| # | NAME | POS. | ELG. | PTS | REB | STAT | NOTES |
|----|---------------|------|------|------|-----|-----------------|--|
| 11 | Lamar Stevens | F | So. | 14.9 | 6.2 | 2nd ppg/rpg/mpg | Started all gms in last 2 yrs. 10+ pts in 28 gms 17-18 |
| 21 | John Harrar | F | Fr. | 1.0 | 0.9 | 3 car starts | Chose MBB after Army, Baylor, Temple FB offers |
| 23 | Josh Reaves | G | Jr. | 10.1 | 5.0 | B1G stls leader | Scored GW basket vs. #13 OSU w/3.1 sec left |
| 10 | Tony Carr | G | So. | 19.9 | 4.8 | B1G ppg leader | 1 of 6 Big Ten players w/multi 25-pt games in BTT |
| 33 | Shep Garner | G | Sr. | 11.1 | 2.0 | PS #3 car 3FG | Game-high scorer v. Purdue w/33 for #33 on 3/3 |

STAT COMPARISON

| PS | STAT | TU |
|------|--------------------------------|------|
| 74.6 | Scoring Average | 70.3 |
| 66.9 | Opponent Scoring Average | 70.7 |
| 46.0 | Field-Goal Percentage | 42.5 |
| 42.7 | Opponent Field-Goal Percentage | 44.0 |
| 7.4 | 3-Pointers Per Game | 8.3 |
| 38.4 | 3-Point Field Goal Percentage | 35.3 |
| 34.9 | Opponent 3-Point Field Goal % | 32.4 |
| 69.6 | Free Throw Percentage | 69.1 |
| 35.7 | Rebounds Per Game | 34.0 |
| 33.0 | Opponent Rebounds Per Game | 38.1 |
| 13.6 | Assists Per Game | 12.7 |
| 12.0 | Turnovers Per Game | 10.8 |
| 7.4 | Steals Per Game | 6.7 |
| 5.2 | Blocks Per Game | 3.2 |

SERIES RECORD

Penn State and Temple have met 92 previous times, dating back to a first meeting in the 1928 season. The two programs have not met since 2011 when the Owls came away with a 66-64 win over the Nittany Lions in the first round of the NCAA Tournament.

The Nittany Lions' last win in the series came on Dec. 9, 2000 with a 66-60 win in the Bryce Jordan Center.

Streak: Temple, W7

Overall series: Temple leads 60-32

at the BJC: Tied 2-2

at University Park: Penn State leads 22-21

The last 10 meetings in the series is on the next page. The full list of all games in the series is on pages 192-93 of the Penn State media guide.

NITTANY LIONS' RECORD

| 2017-18 | Overall | H | A | N | OT |
|----------|---------|------|-----|-----|-----|
| Overall | 21-13 | 14-4 | 4-7 | 3-2 | 1-1 |
| Big Ten | 9-9 | 6-3 | 3-6 | 0-0 | 1-1 |
| March | 2-1 | 0-0 | 0-0 | 2-1 | 0-0 |
| February | 4-3 | 3-1 | 1-2 | 0-0 | 0-0 |
| January | 4-5 | 3-1 | 1-4 | 0-0 | 1-1 |
| December | 5-2 | 3-2 | 2-0 | 0-0 | 0-0 |
| November | 6-2 | 5-0 | 0-1 | 1-1 | 0-0 |

STREAKS:

Overall Last Win: 3-2 vs. #13 Ohio State-BTT (69-68)
L1 Last Loss: 3-3 vs. #8 Purdue (70-78)

Home Last Win: 2-15 vs. #8 Ohio State (79-56)
L1 Last Loss: 2-21 vs. #17 Michigan (63-72)

Away Last Win: 2-11 at Illinois (74-52)
L2 Last Loss: 2-25 at Nebraska (64-76)

Neutral Last Win: 3-2 vs. #13 Ohio State-BTT (69-68)
L1 Last Loss: 3-3 vs. #8 Purdue (70-78)

B1G Last Win: 2-15 vs. #8 Ohio State (79-56)
L3 Last Loss: 2-25 at Nebraska (64-76)

DETAILS

WATCH:

ESPNU and Watch ESPN

Mike Corey (pxp) and Malcolm Huckaby (analyst)

LISTEN:

Steve Jones (pxp) & Dick Jerardi (analyst)

Online at GoPSUsports.com/lionvision

OPENING TIP

The Nittany Lions, enter the 2018 National Invitation Tournament (NIT) as a No. 4 seed and will meet instate opponent Temple, a No. 5 seed, for the 93rd time in history.

This is the third meeting between the two teams in a postseason tournament and first in the NIT.

2017-18 ROSTER & TEAM INFORMATION

| # | NAME | POS. | ELG. | HT. | WT. | HOMETOWN | HIGH SCHOOL / LAST SCHOOL |
|----|-----------------|------|-------|------|-----|-------------------|--------------------------------------|
| 1 | Deivis Zemgulis | F | Jr. | 6-6 | 220 | Kaunas, Lithuania | St. Mary Ryken (Md.) |
| 3 | Satchel Pierce | F | Jr. | 7-0 | 255 | Baberton, Ohio | The Kiski School (Pa.)/Virginia Tech |
| 4 | Nazeer Bostick | G | So. | 6-4 | 203 | Philadelphia, Pa. | Roman Catholic |
| 5 | Jamari Wheeler | G | Fr. | 6-1 | 170 | Live Oak, Fla. | Rock School |
| 10 | Tony Carr | G | So. | 6-5 | 204 | Philadelphia, Pa. | Roman Catholic |
| 11 | Lamar Stevens | F | So. | 6-8 | 226 | North Wales, Pa. | Roman Catholic |
| 20 | Taylor Nussbaum | G | Fr. | 6-2 | 175 | South Salem, N.Y. | Cheshire Academy (Conn.) |
| 21 | John Harrar | F | Fr. | 6-9 | 243 | Wallingford, Pa. | Strath Haven |
| 22 | Grant Hazle | F | So. | 6-5 | 192 | Kingwood, Texas | Westbury Christian School |
| 23 | Josh Reaves | G | Jr. | 6-4 | 210 | Fairfax, Va. | Oak Hill Academy (Va.) |
| 24 | Mike Watkins | F | R-So. | 6-9 | 254 | Philadelphia, Pa. | Phelps School |
| 33 | Shep Garner | G | Sr. | 6-2 | 196 | Chester, Pa. | Roman Catholic |
| 35 | Trent Buttrick | F | Fr. | 6-8 | 234 | Bloomsburg, Pa. | Community School of Naples (Fla.) |
| 44 | Julian Moore | F | Gr. | 6-10 | 248 | Philadelphia, Pa. | Germantown Academy |

► COACHING STAFF

Head Coach: Patrick Chambers (Philadelphia '94)
 Associate Head Coach: Keith Urgo (Fairfield '02)
 Assistant Coach: Dwayne Anderson (Villanova '09)
 Assistant Coach: Jim Ferry (Keene State '90)
 Director of Basketball Operations: Ross Condon (Villanova '07)
 Director of Player Development: David Caporaletti (Philadelphia '93)
 Director of On-Campus Recruiting: Nicholas Colella (Penn State '13)
 Athletic Trainer: Jonathan Salazer (Penn State '93)
 Strength Coach: Greg Miskinis (Penn State '08)

► PRONUNCIATIONS

BUTTRICK BUTT-rick
 HARRAR Final R is silent, HERR-ah
 Deivis ZEMGULIS Davis Zem-Goo-Liss
 Kaunas CO-nuss

► THE UNIVERSITY

| | |
|------------------------------|---|
| Name | The Pennsylvania State University |
| Location | University Park, Pa. 16802 |
| Founded | 1855 |
| Enrollment | 41,359 undergraduate, 47,261 (UP overall) |
| Nickname | Nittany Lions |
| Colors | Blue & White |
| Conference | Big Ten Conference |
| Division | NCAA Division I |
| Home Court (capacity): | Bryce Jordan Center (15,261) |
| President | Dr. Eric J. Barron |
| Athletic Director | Sandy Barbour |
| Deputy Athletic Director/COO | Phil Esten |
| Sport Administrator | Lynn Holleran |
| Ticket Office Phone | 1-800-NITTANY |

► BASKETBALL HISTORY

| | |
|-----------------------------|------------------------------|
| First Year of Basketball: | 1897 |
| No. of Seasons | 121 (122nd) |
| All-Time Record | 1,456 - 1,167 |
| Record In BJC | 225-137 (22nd Season) |
| NCAA Tourney Years (Record) | 9 (9-11); Last: 2011 |
| NIT Years (Record) | 10 (22-9); Last: 2009 Champs |
| CBI Years (Record) | 1 (1-1); Last: 2014 |

► COACHING STAFF

| | |
|----------------------------|------------------------|
| Head Coach | Patrick Chambers |
| Alma Mater | Philadelphia Univ. '94 |
| Overall Record (yrs) | 150-150 (9th) |
| Record at Penn State (yrs) | 108-122 (7th) |
| Basketball Office | 814-865-5494 |
| Contact | 814-863-3163 (SID) |

Associate Head Coach Keith Urgo (Fairfield '02)
 Assistant Coach Dwayne Anderson (Villanova '09)
 Assistant Coach Jim Ferry (Keene State '90)
 Director of Operations Ross Condon (Villanova '07)
 Director of Player Development David Caporaletti (Philadelphia '93)
 Director of On-Campus Recruiting Nicholas Colella
 Athletic Trainer Jon Salazer
 Strength & Conditioning Coach Greg Miskinis

► 2017-18 TEAM

| | |
|------------------------------|-------|
| Letterwinners Returning/Lost | 9 / 4 |
| Starters Returning/Lost | 5 / 0 |
| Newcomers | 5* |

*includes Satchel Pierce who sat out 2016-17 to comply with NCAA transfer rules

| | |
|-------------------------|--|
| 2016-17 | 15-18 (H: 9-7; A: 3-7; N: 3-4) |
| 2017 Big Ten Finish | 6-12, t-12th |
| 2017 Big Ten Tournament | 1-1, Second Round W, Nebraska, 76-67 (ot) L, Michigan State, 51-78 |

Associate Director Strategic Communications/
 MBB Contact: Rose Pietrzak Carter
 E-Mail: rose@psu.edu
 Office / Cell: 814-863-3163 / 814-441-8438
 Twitter: @PennStateMBB & @GoPSURose

Assistant Director Strategic Communications/
 MBB Secondary Contact: Jocelyn VerVelde
 E-Mail: jocelyn@psu.edu
 Cell: 814-876-2710

Strategic Communications Office: 814-865-1757
 Bryce Jordan Center Press Row: 814-863-3294
 Website: GoPSUsports.com

THE 2017-18 NITTANY LIONS:

► BY STATE/COUNTRY

PENNSYLVANIA (8)

Nazeer Bostick

Trent Buttrick

Tony Carr

Shep Garner

John Harrar

Julian Moore

Lamar Stevens

Mike Watkins

FLORIDA (1)

Jamari Wheeler

NEW YORK (1)

Taylor Nussbaum

OHIO (1)

Satchel Pierce

TEXAS (1)

Grant Hazle

VIRGINIA (1)

Josh Reaves

LITHUANIA (1)

Davis Zemgulis

► BY ELIGIBILITY

GRADUATE (1)

Julian Moore

SENIORS (1)

Shep Garner

JUNIORS (3)

Satchel Pierce

Josh Reaves

Davis Zemgulis

SOPHOMORES (5)

Nazeer Bostick

Tony Carr

Grant Hazle

Lamar Stevens

Mike Watkins

FRESHMEN (4)

Trent Buttrick

John Harrar

Taylor Nussbaum

Jamari Wheeler

► BY HEIGHT

Satchel Pierce 7-0

Julian Moore 6-10

John Harrar 6-9

Mike Watkins 6-9

Trent Buttrick 6-8

Lamar Stevens 6-8

Davis Zemgulis 6-6

Tony Carr 6-5

Grant Hazle 6-5

Josh Reaves 6-4

Nazeer Bostick 6-4

Shep Garner 6-2

Taylor Nussbaum

Mike Watkins

Jamari Wheeler 6-1

Davis Zemgulis

► BY MAJOR

Nazeer Bostick: Undergraduate Studies

Trent Buttrick: Undergraduate Studies

Tony Carr: Recreation, Park,

& Tourism Management

Shep Garner: English

John Harrar: Undergraduate Studies

Grant Hazle: Biology

Julian Moore (graduate): Information

Systems Technology

Taylor Nussbaum: Undergraduate Studies

Satchel Pierce: International Politics

Josh Reaves: Criminology

Lamar Stevens: Business Management

Mike Watkins: Criminology

Jamari Wheeler: Undergraduate Studies

Davis Zemgulis: Food Science

QUICK HITS

- Penn State has scored 2,537 points in the 2017-18 season and needs only 36 points to break the team's single-season record of 2,572 points, set in 35 games in 2000.
 - Senior guard Shep Garner, with a career-best 33 points to match his uniform number against No. 8 Purdue on 3/3, took over the top spot on Penn State's Big Ten Tournament career scoring list with 135 points.
 - With 25 points against both Northwestern and Ohio State, Tony Carr became one of only six Big Ten players to record multiple 25-point games in a single Big Ten Tournament. The sophomore also claimed the No. 6 spot on Penn State's Big Ten Tournament career scoring list with 89 points, 62 coming in the three games in 2018.
 - There's no sophomore slump for Carr who became the first Nittany Lion men's basketball player to achieve the 1,000-point milestone in his first two years, was named a member of the All-Big Ten team and an All-Big Ten Tournament selection.
- Carr also just broke Talor Battle's sophomore scoring record of 635 points with 638 to date. The total ranks seventh on Penn State's top 10 for single-season scoring.

CONNECTIONS

Many of the Penn State and Temple players know each other and one notable friendship is between Nittany Lion Lamar Stevens and Owl Shizz Alston, Jr. The two attended the same high school for two years.

Nittany Lion coach Patrick Chambers and Temple coach Fran Dunphy both played for Philadelphia legend Dan Dougherty, Chambers at Episcopal Academy and Dunphy at Malvern Prep.

Paul Chambers, Coach's older brother, was a three-year starting point guard (1989-92) for Dunphy during his 17-year tenure at Penn.

SERIES VS. TEMPLE

Overall series: Temple leads 60-32

at the BJC: Tied 2-2

at University Park: Penn State leads 22-21

Last 10 meetings between programs post Penn State's Atlantic 10 membership:

| Date | Location | PS Pts | P Pts | Result |
|------------|----------|--------|-------|--------|
| 1/6/2009 | H | 67 | 64 | W |
| 2/9/1992 | N | 72 | 73 | L-2OT |
| 12/23/1992 | N | 61 | 70 | L |
| 12/1/1998 | H | 65 | 64 | W |
| 12/22/1999 | A | 51 | 66 | L |
| 12/9/2000 | H | 66 | 60 | W |
| 3/18/2001 | N | 72 | 84 | L-NCAA |
| 12/1/2001 | A | 63 | 75 | L |
| 12/11/2002 | H | 63 | 65 | L |
| 12/13/2003 | A | 56 | 67 | L |
| 12/6/2008 | H | 59 | 65 | L |
| 12/5/2009 | A | 42 | 45 | L |
| 3/17/2011 | N | 64 | 66 | L-NCAA |

PENN STATE IN THE NIT

Penn State is participating in its 11th National Invitation Tournament and is 22-9 overall with a 6-4 record in first-round games. Its last appearance was in 2009 when Penn State defeated Baylor 69-63 at Madison Square Garden for the championship.

The Nittany Lions' complete NIT history with records against all previous opponents is on [page 94 of the 2017-18 media guide](#).

MILESTONES FOR CHAMBERS

Coach Patrick Chambers, in his seventh year, has achieved several milestones as leader of the Nittany Lions. He earned his 100th win at Penn State vs. Nebraska Jan. 12 and his 11th win over a ranked team over No. 13 Ohio State on March 2.

The Philadelphia, Pa., native led Penn State to its first 20-win season since 2008-09 and 10th in the program's history. This squad has reached 21 wins faster than any other PSU team.

With the win over Ohio State, Chambers is now 150-150 for his nine-year career following two 21-14 seasons and an NCAA appearance as the America East champion.

EARLIEST TO 21

Penn State recorded its 21st win of the 2017-18 season, the most victories in a season for Patrick Chambers since becoming Nittany Lion basketball coach in 2011-2012. The date, March 2, was the earliest Penn State achieved a 21-win total in program history. The 21-win total is the third-highest in program history.

EARLIEST BIG WIN

Prior to the December 2, 2017 win at Iowa in 2017-18, Penn State's January 1, 2017 win over Rutgers marked its earliest Big Ten win since the 2010-2011 season.

FIRST THINGS FIRST

Penn State became the first Big Ten team to record a win in the 2017-18 season with a late afternoon tipoff time vs. Campbell.

With the Big Ten season-opening win at Iowa, Penn State had its first 1-0 start in conference play since the 2010-11 season. It was the Nittany Lions' first win at Iowa City since 2001.

The February 3 win over the Hawkeyes gave the Nittany Lions their first-ever sweep of Iowa.

FOR A SECOND... AND THIRD

Penn State swept Ohio State for the second time in Chambers' seven seasons, knocking off the No. 13 Buckeyes in Columbus for only the sixth time in 25 games in Columbus (1/25).

Three weeks later, the Nittany Lions defeated the No. 8 team in the nation by a 23-point margin, largest over a ranked team by a Chambers-coached team (2/15) and held Ohio State to its lowest point total since December 2014.

MEN'S BASKETBALL

100%
NCAA GRADUATION
SUCCESS RATE

5TH CONSECUTIVE YEAR

#CLIMBWITHUS

MBB LEADS BIG TEN; POSTS FIFTH-STRAIGHT YEAR WITH 100% GSR

Penn State student-athletes continue to graduate well above their peers nationwide, delivering a record-tying academic performance, according to data announced by the National Collegiate Athletic Association (NCAA).

The NCAA's annual graduation rates study of institutions across the nation revealed Penn State student-athletes at the University Park campus earned a Graduation Success Rate (GSR) of 90 percent to tie the school's all-time record, previously set in the 2010 NCAA report. Nittany Lion students posted a 90 percent graduation rate compared to the 86 percent average for all Division I institutions for students entering from 2007-08 through the 2010-11 academic year.

The NCAA data revealed student-athletes from nine Penn State squads, including men's basketball, earned a Graduation Success Rate of 100 percent, an increase of two from last year's seven teams and up four from the 2015 total of five squads.

The men's basketball team had a perfect 100 percent GSR score for the fifth consecutive year and its graduation figure was 22 points higher than the Division I average (100 to 78 percent).

A third meeting came in the quarterfinals of the 2018 Big Ten Tournament with the Nittany Lions going 3-0 on the year against the Buckeyes with an exciting 69-68 victory at Madison Square Garden.

HIGH FIVE FOR 25

Penn State scored 70 or more points 25 times in 2017-18, the most games in a single season in program history.

Penn State averaged 74.6 points per game in the regular season and 72.1 ppg in Big Ten action (tied for third all-time in Nittany Lion league scoring averages). Both 2017-18 averages are the highest since that 2000-01 season.

B1G HONORS

Four Nittany Lion individuals were recognized Feb. 26 as the Big Ten Conference office announced All-Big Ten end-of-season honors on the Big Ten Network. Penn State's list of previous honorees is on page 46.

All-Big Ten

Tony Carr 6-5 So. G

All-Defensive Team

Josh Reaves 6-4 Jr. G
Mike Watkins 6-9 RSo. F

Honorable Mention

Lamar Stevens 6-8 So. F
Mike Watkins 6-9 RSo. F

Sportsmanship Award

Julian Moore 6-10 Gr. F

Penn State had three players earn All-Big Ten recognition for the first time since 2008-09, when Talor Battle (first-team), Jamelle Cornley (second-team) and Stanley Pringle (honorable-mention) were selected.

Carr is the seventh Nittany Lion to earn first-team All-Big Ten honors (eight selections). He joins Talor Battle, in 2008-09, as the only sophomore to be named to the first team.

Reaves and Watkins inclusion on the Big Ten All-Defensive Team gave Penn State two selections for the first time ever.

LIONS IN THE BIG TEN TOURNEY

Penn State was the first No. 7 seed to advance to the Big Ten Tournament semifinals since Michigan State in 2011. The Spartans lost to No. 6 seed Penn State in the semis.

The Nittany Lions have won five games in the past four Big Ten Tournaments, their most BTT wins in a four-year span since the tournament began in 1998.

Coach Patrick Chambers now has five Big Ten Tournament wins which ties him with Ed DeChellis (2003-2011) for most as a Penn State coach.

Penn State earned a bye in the Big Ten Tournament for only the second time in the 20-year tournament history. The Nittany Lions' previous bye was in 2016.

ALL-TOURNEY TONY

Tony Carr added another accolade to his long list this year with his selection to the 2018 Big Ten All-Tournament team, the first Penn State sophomore men's basketball player to earn that honor.

Carr averaged 20.7 points over the three games, 7.0 rebounds and 4.3 assists, including a beautiful dish to junior guard Josh Reaves for the game-winning dunk vs. No. 13 Ohio State in the quarterfinals.

THE WINS

Penn State has achieved 15 or more wins in five straight years -- a first for the Nittany Lion program. Prior to the 2013-17* seasons under Chambers, the Nittany Lions had not previously reached at least 15 wins in four-consecutive seasons since joining the Big Ten.

The Lions also have at least eight regular-season, nonconference wins in each of Chambers' seven seasons with 10 in 2017-18.

| Season | Overall Wins |
|---------|--------------|
| 2017-18 | 20 |
| 2016-17 | 15 |
| 2015-16 | 16 |
| 2014-15 | 18 |
| 2013-14 | 16 |

* Prior to 2013-17, last time 15 or more wins in four-straight seasons was 1988-89 through 1991-1992.

B1G WINS

With the February 3 Big Ten victory over Iowa, the 2017-18 Nittany Lions made another impact on Penn State's Big Ten basketball history. The sixth league win for coach Patrick Chambers gave the Nittany Lions a third-consecutive season with six or more Big Ten wins, accomplished only once before in seasons 1993-94, 1994-95 and 1995-96.

Current Season Streak with 6+ B1G Wins

| Season | No. |
|---------|-----|
| 2017-18 | 9 |
| 2016-17 | 6 |
| 2015-16 | 7 |

B1G WINS ON THE ROAD

With the win at Illinois, Penn State matched its program high three conference road wins (at Iowa, at Ohio State and at Illinois) since joining the Big Ten in 1992-93.

STAT CHAMPIONS

With the Big Ten regular season in the books, three statistical category champions -- for conference games only -- are owned by the Nittany Lions:

| Scoring | FG | 3FG | FT | Pts | PPG |
|-----------------------|-----|-----|------|-----|------|
| Tony Carr | 125 | 46 | 66 | 362 | 20.1 |
| Field Goal Percentage | FG | FGA | Pct. | | |
| Mike Watkins | 91 | 130 | .700 | | |
| Steals | GP | No. | Avg. | | |
| Josh Reaves | 14 | 28 | 2.0 | | |

Penn State as a team stands at the top of the overall steals category (252).

PLAYER ACCOMPLISHMENTS

| Scoring 10+ | 14-15 | 15-16 | 16-17 | 17-18 | Car |
|-----------------|-------|-------|-------|-------|-----|
| Shep Garner | 15 | 23 | 21 | 19 | 78 |
| Tony Carr | | | 26* | 30 | 56 |
| Lamar Stevens | | | 21 | 28 | 49 |
| Mike Watkins | | | 16 | 20 | 36 |
| Josh Reaves | | 6 | 6 | 17 | 29 |
| Julian Moore | 1 | 3 | 1 | | 5 |
| Satchel Pierce | | | -- | 1 | 3 |
| Nazeer Bostick | | | -- | 3 | 3 |
| Jamari Wheeler | | | | 1 | 1 |
| Deivis Zemgulis | | 1 | -- | | 1 |

| Rebounds 10+ | 14-15 | 15-16 | 16-17 | 17-18 | Car |
|---------------|-------|-------|-------|-------|-----|
| Mike Watkins | | | 9 | 13 | 22 |
| Tony Carr | | | 2 | | 2 |
| Lamar Stevens | | | -- | 2 | 2 |
| Josh Reaves | | 1 | -- | 1 | 2 |
| Julian Moore | -- | 1 | -- | | 1 |

| DOUBLE-DOUBLES | 16-17 | 17-18 | Car |
|----------------|-------|-------|-----|
| Mike Watkins | 8* | 12 | 20 |
| Tony Carr | 2 | | 2 |
| Lamar Stevens | -- | 2 | 2 |
| Josh Reaves | | 1 | 1 |

| Points 20+ | 14-15 | 15-16 | 16-17 | 17-18 | Car |
|---------------|-------|-------|-------|-------|-----|
| Tony Carr | | | 7 | 14 | 21 |
| Shep Garner | | 10 | 5 | 3 | 18 |
| Lamar Stevens | | | 5 | 8 | 13 |
| Mike Watkins | | | 1 | 3 | 4 |
| Josh Reaves | | | 2 | | 2 |

| Points 30+ | 14-15 | 15-16 | 16-17 | 17-18 | Car |
|---------------|-------|-------|-------|-------|-----|
| Tony Carr | | | -- | 4 | 4 |
| Lamar Stevens | | | -- | 1 | 1 |
| Shep Garner | | 1 | -- | 1 | 2 |

LED TEAM IN

| SCORING | 14-15 | 15-16 | 16-17 | 17-18 | Car |
|----------------|-------|-------|-------|-------|-----------------|
| Tony Carr | | | 8 | 17 | 25 |
| Shep Garner | 1 | 11 | 7 | 5 | 24 |
| Lamar Stevens | | | 8 | 7 | 15 |
| Mike Watkins | | | 4 | 3 | 7 |
| Josh Reaves | | | 3 | | 3 |
| Jamari Wheeler | | | -- | 1 | 1 |
| Nazeer Bostick | | | -- | 1 | 1 |
| Julian Moore | | 1 | | | 1 |
| Satchel Pierce | | | -- | | 1 ^{VT} |

| REBOUNDING | 14-15 | 15-16 | 16-17 | 17-18 | Car |
|-----------------|-------|-------|-------|-------|-----|
| Mike Watkins | | | 21 | 15 | 36 |
| Lamar Stevens | | | 7 | 9 | 16 |
| Josh Reaves | | 2 | 2 | 9 | 13 |
| Tony Carr | | | 7 | 4 | 11 |
| Shep Garner | 2 | 4 | 2 | | 8 |
| Julian Moore | | 5 | 2 | | 7 |
| Jamari Wheeler | | | -- | 2 | 2 |
| Deivis Zemgulis | | 1 | -- | | 1 |

| ASSISTS | 14-15 | 15-16 | 16-17 | 17-18 | Car |
|----------------|-------|-------|-------|-------|-----|
| Tony Carr | | | 23 | 23 | 46 |
| Shep Garner | 12 | 22 | 6 | 2 | 42 |
| Josh Reaves | | 9 | 6 | 9 | 24 |
| Lamar Stevens | | | 2 | 1 | 3 |
| Jamari Wheeler | | | -- | 3 | 3 |
| Julian Moore | | 2 | -- | | 2 |
| Mike Watkins | | | 1 | | 1 |

| BLOCKS | 14-15 | 15-16 | 16-17 | 17-18 | Car |
|----------------|-------|-------|-------|-------|-----|
| Mike Watkins | | | 27 | 21 | 48 |
| Julian Moore | 3 | 5 | 5 | 5 | 20 |
| Lamar Stevens | | | 5 | 10 | 15 |
| Josh Reaves | | 6 | 5 | | 11 |
| Tony Carr | | | 1 | 4 | 5 |
| Nazeer Bostick | | | 1 | 1 | 2 |
| Shep Garner | | | | 1 | 1 |
| Satchel Pierce | | | | 1 | 1 |
| John Harrar | | | | 1 | 1 |

| STEALS | 14-15 | 15-16 | 16-17 | 17-18 | Car |
|----------------|-------|-------|-------|-------|-----|
| Josh Reaves | | 10 | 18 | 14 | 42 |
| Shep Garner | 8 | 15 | 8 | 4 | 35 |
| Jamari Wheeler | | | -- | 13 | 13 |
| Lamar Stevens | | | 7 | 5 | 12 |
| Mike Watkins | | | 5 | 4 | 9 |
| Tony Carr | | | 4 | 4 | 8 |
| Nazeer Bostick | | | 2 | 3 | 4 |
| Julian Moore | | 2 | | | 2 |
| Satchel Pierce | | | | 1 | 1 |

*Penn State freshman record

Individually, Carr leads in scoring (19.9), Watkins in field goal percentage (68.5), Reaves in steals (67, 2.3 spg), and senior guard Shep Garner has 101 made 3-point field goals.

RANKED FOES TESTED IN BJC

Penn State has won five of seven games against ranked teams in the Bryce Jordan Center in the last three seasons, including four-consecutive contests against top-25 squads (2015-16 and 2016-17).

| | Rank/Opponent | Score | Date |
|---|--------------------|-------|---------|
| L | No. 17 Michigan | 63-72 | 2/21/18 |
| W | No. 8 Ohio State | 79-56 | 2/15/18 |
| L | No. 14 Purdue (ot) | 70-74 | 2/21/17 |
| W | No. 21 Maryland | 70-64 | 2/7/17 |
| W | No. 24 Minnesota | 52-50 | 1/14/17 |
| W | No. 4 Iowa | 79-75 | 2/17/16 |
| W | No. 22 Indiana | 68-63 | 2/6/16 |

Eight of Chambers' 11 wins over ranked teams have come in front of a home crowd at the BJC.

HOME SWEET HOME

With a 77.7 win percentage in the Bryce Jordan Center in 2017-18, Penn State took over the program's No. 4 spot for home season win percentages. To date, the 14 wins in the BJC are the second-highest in a single season to the 2008-09 campaign, which finished with a 17-3 home record.

THREES HIGHER

The Nittany Lions had their highest 3-point field goal total in the Patrick Chambers' era with 14 against Coppin State, one shy of the program-record 15 (Hartford, 2008; Purdue 2001).

When Penn State had 12 3-pointers at Iowa (12/2/17), it was the highest total for the Nittany Lions in a Big Ten game since connecting on 14 vs. Northwestern in the BJC during the 2004-05 season.

Since the 2011-12 season, Penn State has had 58 games with nine or more 3-point field goals and since 2015-16 has registered 15 games with 10 or more 3-point field goals.

| No. | Opponent | Date |
|-----|--------------------------------|----------|
| 1. | 14 vs. Coppin State | 12/30/17 |
| 2. | 13 vs. Northwestern-BTT \$ | 3/1/2018 |
| | 13 vs. St. John's | 12/18/16 |
| 3. | 12 at Iowa * | 12/2/17 |
| 4. | 11 7x, last at Ohio State * ^ | 1/25/18 |
| | 9 10 15x, last vs. Binghamton | 12/19/17 |
| 22. | 9 32x, last vs. Ohio State-BTT | 3/2/18 |

*Big Ten ^ School-record 3-FG% (78.6, 11-14)
\$ Penn State record for 3FG made in tournament

ACCURACY, TOO

Three of the top five 3-point field goal percentages in the Chambers' era have occurred in 2017-18, including the school record 78.6 percent (11-14) at Ohio State (1/25/18).

The 78.6 percent is the highest in the Big Ten this season, best in a conference game and is the second-highest in NCAA D-1 this season behind only Evansville (12-15, 80%) at Bowling Green (12/5/2017).

| Pct. | 3FG-A | Opponent | Date |
|------|--------|----------------------|----------|
| 1. | * 78.6 | 11-14 at Ohio State | 1/25/18 |
| 2. | 58.8 | 10-17 Binghamton | 12/19/17 |
| 3. | 56.5 | 13-23 vs. St. John's | 12/18/16 |
| 4. | 53.5 | 8-14 Bucknell | 11/28/14 |
| 5. | 52.2 | 12-23 at Iowa | 12/2/17 |

* Penn State single-game record

CENTENNIAL GAMES

On a team dominated with youth, two Nittany Lions eclipsed the century mark for games played. Graduate student Julian Moore reached the 100-game milestone at the end of 2016-17 season and has played in 136 games (No. 24th-NCAA Division I active career leaders list). Senior Shep Garner played in his 100th game as a Nittany Lion in the season opener

PENN STATE CAREER 20-PLUS POINT GAMES

Tony Carr (21)

33 vs. Minnesota (ot), 1/15/2018 ##
33 vs. Campbell, 11/10/2017
31 vs. Texas A&M, 11/21/2017 **
30 vs. Ohio State, 2/15/2018
29 at N.C. State, 11/29/2017
28 at Michigan State, 1/31/18
28 at Ohio State, 1/25/2018
28 at Indiana, 1/9/2018 **
27 at Nebraska, 2/25/18
25 vs. Ohio State-BTT, 3/2/2018
25 vs. Northwestern-BTT, 3/1/2018
24 vs. Indiana, 1/18/2017 >>
23 at Indiana (3ot), 2/1/2017
21 vs. Michigan, 2/21/18
21 vs. Coppin State, 12/30/2017
21 vs. Purdue, 2/21/2017
21 vs. Ohio State, 2/28/2017
20 vs. Fairleigh Dickinson, 11/12/2017
20 at Minnesota, 2/25/2017
20 vs. Duke, 11/19/2016
20 vs. Duquesne, 11/13/2016 >>

Shep Garner (18)

33 vs. Purdue-BTT, 3/3/2018
30 at Boston College, 12/2/2015
26 vs. Columbia, 11/17/2017
26 vs. Colorado, 12/22/2015
25 vs. Albany, 11/11/2016
25 vs. Ohio State, 3/10/2016
24 vs. Rutgers, 2/4/2017
22 at Northwestern, 1/20/18
22 vs. Illinois, 3/6/2016
22 at Michigan State, 2/28/2016
22 vs. Nebraska, 2/25/2016
22 vs. Michigan (MSG), 1/30/2016
22 at George Washington, 12/8/2015
21 vs. St. John's, 12/18/2016
20 vs. Minnesota, 1/5/2016
20 vs. Cincinnati, 11/20/2016
20 vs. Ohio State, 2/28/2017
20 at Rutgers, 2/20/2016

Lamar Stevens (13)

30 vs. Northwestern, 1/5/2018
26 vs. Nebraska, 1/12/2018
26 at Indiana (3ot), 2/1/2017 >>
25 vs. Maryland, 2/7/2018
25 vs. Montana, 11/15/2017
25 vs. Texas A&M, 11/21/2017 **
25 vs. Maryland, 2/7/2017
24 vs. Duquesne, 11/13/2016 >>
23 at George Mason, 12/17/17
22 at Iowa, 12/2/2017
21 at Illinois, 2/11/2017
20 at Indiana, 1/9/2018 **
20 vs. Morgan State, 12/21/2016

Mike Watkins (4)

22 vs. Wisconsin, 12/4/2017
20 vs. Minnesota (ot), 1/15/2018 ##
20 vs. Nebraska, 1/12/2018 ^^
20 at George Washington, 11/26/2016

Josh Reaves (2)

25 at Iowa, 3/5/2017
22 vs. Northwestern, 12/27/2016

Carr & Watkins scored 20+ points in same game, 2017-18
^^ Stevens & Watkins scored 20+ points in same game, 2017-18
** Carr & Stevens scored 20+ points in same game, 2017-18
>> Carr & Stevens scored 20+ points in same game 2016-17

PENN STATE CAREER 30-PLUS POINT GAMES

Tony Carr (4)

33 vs. Minnesota (ot), 1/15/2018
33 vs. Campbell, 11/10/2017
31 vs. Texas A&M, 11/21/2017
30 vs. Ohio State, 2/15/2018

Shep Garner (2)

33 vs. Purdue-BTT, 3/3/2018
30 at Boston College, 12/2/2015

Lamar Stevens (1)

30 vs. Northwestern, 1/5/2018



NEW FACES, THE SEQUEL

Coach Patrick Chambers and the Penn State Men's Basketball program welcomed new Nittany Lions Myles Dread and Rasir Bolton to the family on November 8 when the pair signed their National Letters of Intent to enroll at Penn State and play for the Nittany Lions. The full press release is available here: gopsu.info/MBBDreadBolton.

LIONS' RECORD WHEN...

| | |
|----------------------------------|-------|
| At home | 14-4 |
| On road | 4-7 |
| Neutral | 3-2 |
| vs. Top-25 teams | 3-5 |
| Leading at the half | 20-5 |
| Trailing at the half | 0-8 |
| Tied at the half | 1-0 |
| Lead w/ 5:00 to play | 18-2 |
| Trail w/ 5:00 to play | 2-10 |
| Tied w/ 5:00 to play | 1-1 |
| In overtime(s) | 1-1 |
| Wearing white (at home) | 14-3 |
| Wearing white (as visiting team) | 0-1 |
| Wearing gray | 0-1 |
| Wearing blue | 6-8 |
| Wearing pink and black | 1-0 |
| Game decided by 1-5 pts | 5-4 |
| Game decided by 6-10 pts | 1-6 |
| Game decided 11-15 pts | 5-3 |
| Game decided by 16+ pts | 10-0 |
| PSU scores < 60 points | -- |
| PSU scores 60-69 pts | 3-6 |
| PSU scores 70-79 pts | 10-5 |
| PSU scores 80-89 pts | 8-2 |
| PSU scores 90+ pts | -- |
| PSU scores 100+ pts | -- |
| Opp. scores < 60 pts | 13-0 |
| Opp. scores 60-69 pts | 3-1 |
| Opp. scores 70-79 pts | 5-9 |
| Opp. scores 80-89 pts | 0-1 |
| Opp. scores 90-99 pts | 0-2 |
| Opp. scores 100+ pts | -- |
| 1 PSU player scores 10+ | -- |
| 2 PSU players score 10+ | 1-4 |
| 3 PSU players score 10+ | 7-7 |
| 4 PSU players score 10+ | 7-1 |
| 5 PSU players score 10+ | 5-1 |
| 6 PSU players score 10+ | 1-0 |
| PSU outrebounds opp. | 16-4 |
| Opp. outrebounds PSU | 5-8 |
| Rebounds are equal | 0-1 |
| PSU has more turnovers | 7-7 |
| Opp. has more turnovers | 12-6 |
| Turnovers are equal | 2-0 |
| FG% over 40% | 17-10 |
| FG% less than 40% | 4-3 |
| Opp. FG% over 40% | 8-13 |
| Opp. FG% less than 40% | 13-0 |
| PSU outshoots opp. | 15-4 |
| Opp. outshoots PSU | 6-9 |
| In November | 6-2 |
| In December | 5-2 |
| In January | 4-5 |
| In February | 4-3 |
| In March | 2-1 |
| On Sunday | 3-2 |
| On Monday | 1-2 |
| On Tuesday | 1-3 |
| On Wednesday | 2-3 |
| On Thursday | 3-0 |
| On Friday | 6-1 |
| On Saturday | 5-2 |



THE "CLIMB" CONQUERED

Coach Patrick Chambers led more than 20 members of the "Legion of Blue" student section, the Nittany Lion mascot, media and staff members to the top of Mount Nittany in September.

Tied into the Nittany Lions' social media hashtag #ClimbWithUs, the hike covered 1.2 miles round trip and reached an elevation of 1,900 feet. The top of Mount Nittany offers views of the Bryce Jordan Center, Beaver Stadium, the University Park campus and State College.

vs. Campbell and is at 133 (47th- NCAA Division I active career leaders list).

LUCKY 13

Lucky victories have come in 2017-18, when opponents have been held to fewer than 60 points by the defensive-minded Nittany Lions. When keeping its opponents below 70 points, Penn State is 27-1 over the last two seasons.

The Illini made the list with 52 points and scored 16 in the second half, the lowest in either half by a Nittany Lion opponent this season.

Penn State allowed the Scarlet Knights only 43 points, tying the low scoring total by an opponent this season. Coppin State also had 43 points (12/30/17). Iowa scored 58 points, its lowest point total in the Big Ten this year.

For the third time this season, most recently against Illinois and No. 8 Ohio State, Penn State has kept back-to-back opponents from scoring more than 60 points.

| Date | Opponent | Pts. |
|---------|---------------------|------|
| Feb. 15 | Ohio State | 56 |
| Feb. 11 | at Illinois | 52 |
| Dec. 9 | Geo. Washington | 54 |
| Dec. 17 | at George Mason | 54 |
| Nov. 12 | Fairleigh Dickinson | 57 |
| Nov. 15 | Montana | 57 |

Three teams, Coppin State (43), Rutgers (43) and Oral Roberts (48), were below 50 points.

AND UNDER 40

Penn State added another win to its in 2017-18 record, now 13-0, when holding an opponent with a field goal percentage under 40 percent as Ohio State was 21-54 (38.9%) on Feb. 15. The Nittany Lions are 68-18 under Chambers' era when the statistic holds true.

The Nittany Lions were 9-1 in 2016-17 when holding opponents under 40 percent shooting from the field. The lone loss was to then-No. 14 Purdue, which shot 39.7 percent Feb. 21 in the BJC.

BREAKING MORE RECORDS

Penn State had several records and bests in its sights and at the conclusion of the regular season, compared its Big Ten Conference statistics against Nittany Lion team totals since the 1992-93 season.

Offensive Stats Rank Value

| | | |
|----------------|------|--------|
| Total Points | 1 | 1,297 |
| Field Goals | 1 | 487 |
| FG Pct | 1 | 46.4 |
| 3-Pt. FG % | 2 | 37.1 |
| FG Attempts | 2 | 1,050 |
| Points Avg | T-3 | 72.1 |
| 3-Pt. FG | 4 | 126 |
| Total Rebounds | 7 | 598 |
| Rebound Avg | T-8 | 33.2 |
| Rebound Margin | 10 | (-0.3) |
| 3-Pt. FG Att | T-10 | 340 |

Defensive Stats Rank Value

| | | |
|------------------|-----|------|
| Blocked Shots | T-1 | 92 |
| Lowest FG% | 5 | 44.3 |
| Lowest 3-Pt. FG% | 7 | 35.0 |
| Steals | T-7 | 110 |
| Lowest Point Avg | 8 | 69.2 |

NCAA / Big Ten Statistical Rankings
top 80 // games through 3-12-2018

| TEAM | NCAA Rank | BT Rank | |
|-------------------------|-----------|---------|---|
| Total Blocks | 176 | 14 | 3 |
| Blocked Shots Per Game | 5.2 | 17 | 3 |
| Total Steals | 252 | 26 | 1 |
| Steals Per Game | 7.4 | 46 | 2 |
| Scoring Defense | 66.9 | 46 | 9 |
| Scoring Margin | 7.7 | 57 | 5 |
| 3-Point Field Goal Pct. | 38.4 | 42 | 3 |
| Turnover Margin | 1.6 | 72 | 4 |

| INDIVIDUAL | NCAA | BT | |
|------------------------------------|------|----|---|
| Field Goal Percentage | | | |
| Mike Watkins | 68.5 | 2 | 1 |
| Steals Per Game | | | |
| Josh Reaves | 2.31 | 13 | 1 |
| Total Steals | | | |
| Josh Reaves | 67 | 20 | 1 |
| Total Blocks | | | |
| Mike Watkins | 68 | 32 | 3 |
| Blocked Shots Per Game | | | |
| Mike Watkins | 2.34 | 20 | 2 |
| 3-pt. FG Made | | | |
| Shep Garner | 101 | 20 | 1 |
| Double Doubles | | | |
| Mike Watkins | 12 | 44 | 2 |
| Defensive Rebounds Per Game | | | |
| Mike Watkins | 6.9 | 30 | 3 |
| Total Points | | | |
| Tony Carr | 638 | 43 | 1 |
| Points Per Game | | | |
| Tony Carr | 19.9 | 46 | 1 |
| Rebounds Per Game | | | |
| Mike Watkins | 8.9 | 41 | 2 |
| 3-pt. FG Made Per Game | | | |
| Shep Garner | 2.84 | 54 | 1 |
| 3-pt. FG Percentage | | | |
| Tony Carr | 46.0 | 10 | 2 |
| Shep Garner | 42.4 | 36 | 4 |
| Assist to Turnover Ratio | | | |
| Josh Reaves | 2.45 | 57 | 8 |

DOUBLE-DIGITS BY DECEMBER

Penn State closed out the 2017 portion of its 2017-18 schedule with 11 wins, marking the third time in the Chambers era the Nittany Lions have recorded a double-digit win total by the end of the December. Penn State has achieved this only four times since 1997-98.

| Season | Wins |
|---------|------|
| 2017-18 | 11 |
| 2015-16 | 10 |
| 2014-15 | 12 |
| 2008-09 | 12 |

BIG STREAK: W4

The Nittany Lions' four-game Big Ten winning streak tied their longest since starting Big Ten play in 1992-93. The skein of four wins has been accomplished three times in Penn State men's basketball history, during this 2017-18 season, as well as in the 1995-96 and 2008-09 seasons.

ON THE BOARDS

Penn State had moved up to 56th in the national rankings in rebound margin with a +5.1 advantage over its opponents in 2017-18 and finished the regular season at +2.7. In 20 games in which the Nittany Lions have outrebounded their opponents, they are 16-4.

| Season | # Gms + Reb | PS Reb Avg. | Opp Reb Avg. | Mar |
|---------|-------------|-------------|--------------|------|
| 2017-18 | 20 | 35.7 | 33.0 | +2.7 |
| 2016-17 | 10 | 35.4 | 38.8 | -3.4 |
| 2015-16 | 13 | 34.7 | 36.0 | -1.3 |
| 2014-15 | 18 | 35.3 | 35.8 | -0.5 |
| 2013-14 | 16 | 35.2 | 34.5 | +0.7 |
| 2012-13 | 16 | 34.9 | 33.5 | +1.4 |
| 2011-12 | 19 | 33.9 | 32.0 | +1.9 |

POINTS RISING

Just one of the indicators of Penn State's increase in its offensive output was the setting of the program's record for points scored in the Big Ten (1,262) in 2016-17 and then breaking that record, again, in 2017-18 (1,297).

In comparing the season's figures after regular-season games, the current 74.6 points per game average is the highest since the 2000-01 season, highest under Chambers, and a 12.7-point difference from Chambers' first season in 2011-12.

| Season | Record | FG% | Scoring | |
|---------|--------|------|----------------|------------|
| | | | Reg Seas. Avg. | Final Avg. |
| 2017-18 | 21-13 | 47.0 | 74.6 | |
| 2016-17 | 14-17 | 41.6 | 72.0 | 71.7 |
| 2015-16 | 16-15 | 40.6 | 65.5 | 65.8 |
| 2014-15 | 16-15 | 42.4 | 67.1 | 66.9 |
| 2013-14 | 15-16 | 43.7 | 72.0 | 70.9 |
| 2012-13 | 10-20 | 39.2 | 61.5 | 61.6 |
| 2011-12 | 12-19 | 39.4 | 61.9 | 61.8 |

NATIONAL NOTICE

The Nittany Lions received six Associated Press votes in the February 19 poll, the first time they had received votes since December 29, 2014, and the most votes received since a total of 14 on January 31, 2011.

GARNER CLIMBS TO EIGHTH

After matching his uniform number with a career-best 33 points vs. No. 8 Purdue in his final Big Ten Tournament game, Shep Garner moved to eighth on Penn State's all-time scoring list. The Chester, Pa., native climbed 13 spots after finishing his junior season at No. 21. He surpassed the 1,500-point milestone with 11 points at Nebraska (2/25/18).

| PTS | FGM | 3FG | FTM | |
|----------|-----|-----|-----|--------------------------|
| 1. 2,213 | 722 | 317 | 452 | Talor Battle, 2008-11 |
| 5. 1,605 | 525 | 332 | 223 | Pete Lisicky, 1995-98 |
| 6. 1,579 | 664 | 22 | 269 | Jamelle Cornley, 2006-09 |
| 7. 1,570 | 661 | | 229 | DeRon Hayes, 1990-93 |
| 8. 1,561 | 510 | 317 | 224 | S.Garner, 2014-present |

SH3P

With 101 3-point field goals made in 2017-18, Garner surpassed his 2016-17 mark of 82 and now has two entries on Penn State's single-season chart at No. 3 and No. 11.



HAPPY IN HAPPY VALLEY

Penn State fans took to the court after the Nittany Lions defeated their fifth top-25 opponent at home in the BJC in the last two seasons. The raucous crowd of 10,981 now ranks as the third-highest attendance total at the BJC in 2017-18, and second-best for a weeknight game in the Chambers' era.

Image: Michael Black

SINGLE-SEASON 3-POINT FIELD GOALS

| | 3FG | 3FGA | PCT | |
|-----|------------|------------|-------------|-----------------------------|
| 1. | 108 | 303 | 35.6 | Joe Crispin, 2001 |
| 2. | 106 | 287 | 36.9 | Talor Battle, 2011 |
| 3. | 101 | 238 | 42.4 | Shep Garner, 2017-18 |
| 10. | 84 | 243 | 38.5 | Joe Crispin, 2000 |
| 11. | 82 | 230 | 35.7 | Shep Garner, 2016-17 |

FOR THREEEEEEEEEE.....

Garner is also moving up the Nittany Lions' rankings for career 3-point field goals made. With 317 in his career, Garner is only one of four Nittany Lions with 300 or more and is currently tied for second. He ranks third for Penn State in all-time attempts with 848.

Garner ranks fifth on the NCAA D-I active career leader list for both his 317 total and his career 37.4 percentage.

CAREER 3-POINT FIELD GOALS

| | 3FG | 3FGA | PCT | |
|----|------------|------------|-------------|----------------------------------|
| 1. | 332 | 829 | 40.0 | Pete Lisicky, 1994-98 |
| 2. | 317 | 848 | 37.4 | Shep Garner, 2014-present |
| | 317 | 930 | 34.1 | Talor Battle, 2008-11 |
| 3. | 308 | 885 | 34.8 | Joe Crispin, 1998-2001 |

CARR, STEVENS CLIMBING IN SEASON SCORING

Tony Carr broke Penn State's sophomore scoring record with 638 points so far this season, moving past the 635 points by Talor Battle (2009). As the Nittany Lions head into postseason play, both Carr and Stevens are climbing up Penn State's single-season scoring chart.

Carr currently ranks seventh with Stevens cracking the top 20.

PENN STATE SINGLE-SEASON SCORING

| | PTS | FGM | FTM | |
|------|------------|------------|------------|-------------------------------|
| 1. | 731 | 244 | 243 | Jesse Arnelle, 1955 |
| 3. | 687 | 225 | 131 | Talor Battle, 2011 |
| 4. | 657 | 260 | 132 | Jarrett Stephens, 2000 |
| 5. | 649 | 192 | 181 | Joe Crispin, 2000 |
| 6. | 642 | 195 | 144 | Joe Crispin, 2001 |
| 7. | 638 | 218 | 121 | Tony Carr, 2017-18 |
| 14. | 520 | 188 | 93 | Brandon Taylor, 2016 |
| | 520 | 158 | 125 | Titus Ivory, 2001 |
| | 520 | 191 | 138 | Ed Fogell, 1990 |
| 17. | 516 | 179 | 84 | Tom Hovasse, 1989 |
| 18. | 514 | 168 | 176 | John Amaechi, 1995 |
| T19. | 508 | 194 | 95 | Lamar Stevens, 2017-18 |
| | 508 | 163 | 157 | Tim Frazier, 2014 |

20-POINT TANDEM

Sophomores Tony Carr and Lamar Stevens had teamed up for four games with each having 20-plus point efforts with two in 2016-17 and two so far in 2017-18

Against Nebraska, Stevens and Mike Watkins added their names and Carr and Watkins paired for another entry on the list of now six Penn State games with two 20-point scorers on the 2017-18 roster.

| Date | Opp | Pts. | Nittany Lions |
|----------|------------------|------|---------------|
| 1/15/18 | Minnesota (ot) | 33 | Tony Carr |
| | | 20 | Mike Watkins |
| 1/12/18 | Nebraska (ot) | 26 | Lamar Stevens |
| | | 20 | Mike Watkins |
| 1/9/18 | at Indiana | 28 | Tony Carr |
| | | 20 | Lamar Stevens |
| 11/21/17 | vs. Texas A&M | 31 | Tony Carr |
| | | 25 | Lamar Stevens |
| 2/1/17 | at Indiana (3ot) | 26 | Lamar Stevens |
| | | 24 | Tony Carr |
| 11/13/16 | Duquesne | 24 | Lamar Stevens |
| | | 20 | Tony Carr |

When Carr and Stevens recorded their 20-plus points in November 2016, it marked the first time since March 15, 1989 that two Penn State freshmen posted 20 or more points in the same game (Freddie Barnes-24 & Monroe Brown-32 vs. Murray State in the opening round of the NIT).

COUNTING 500 & MORE

Redshirt sophomore Mike Watkins became only the second sophomore in Penn State basketball history to achieve 500 career rebounds and in the Purdue game, tied Nittany Lion great Jesse Arnelle to collect 525 rebounds by their sophomore seasons.

Watkins needs 13 rebounds to tie Arnelle's sophomore year record for rebounds.

Arnelle, who played both football and basketball for Penn State, still holds the PSU career record for rebounds with 1,238.

SOPHOMORE 2-YEAR CAREER REBOUND TOTALS

| | TOT | SO. | FR. | Nittany Lion, Seasons |
|----|------------|------------|-------------|--------------------------------|
| 1. | 525 | ^271 | 254 | Jesse Arnelle, 1951-52*, 52-53 |
| | 525 | 258 | #267 | Mike Watkins, 2016-18 |
| 3. | 414 | 225 | 189 | Geary Claxton, 2004-06 |
| 4. | 396 | 214 | 182 | Mike Lang, 1979-81 |
| 5. | 374 | 219 | 155 | Carvin Jefferson, 1975-77 |

*NCAA granted eligibility to freshmen during Korean War with permanent eligibility granted beginning with the 1972-73 season.

^Sophomore record for rebounds #Freshman record for rebounds

ADD WATKINS AGAIN

Add Mike Watkins' name to the Penn State record book again. When the redshirt sophomore went 9-10 from the field against Iowa, he tied Ed Fogell (9-10 vs. George Washington, 3/2/1988) for a Penn State individual game record for field goal percentage (min. 10 attempts).



BASKETBALL IN THE BAHAMAS

Penn State traveled to the Bahamas for its foreign tour trip during the summer of 2017. While the Nittany Lions went 2-0 on their trip, including a double-overtime thriller in the first contest, they also got to experience some of the activities and culture of the islands. Coach Chambers, staff members and several players conducted a clinic on a nearby island on one of the first days after arrival.

NCAA champion, Olympian and Penn State alumnus Mike Sands, who now serves as the president of the Bahamas Association of Athletic Associations, was on hand for in the Nittany Lions' first win and visited with members of the coaching staff after the game.

An afternoon of snorkeling off the coast was scheduled as a break from practices and games and the team also met a group of elaborately costumed Junkanoo musicians playing traditional rhythms with trumpets, drums and percussion instruments.

The forward also tied Jarrett Stephens for a Penn State field goal percentage in a Big Ten game. Stephens went 9-10 in two league contests, vs. Purdue (2/1/1997) and vs. Minnesota (2/5/1997) four days later.

Watkins, who went 8-8 against the Hawkeyes on Feb. 3 before missing his first field goal, is also listed among the record holders for seven attempts when he went 8-8 vs. Iowa in the final regular-season game of 2016-17 (3/5/17).

STAYING ON TOP

Mike Watkins not only set the Penn State freshman mark for rebounds, he also claimed the top spot for career field goal percentage at 59.0 percent following his rookie campaign. With an accuracy of 68.5 from the field this season, which leads the Big Ten, Watkins has moved to a 63.7 field goal percentage for his career.

Watkins reached the minimum number of field goals made (240) in the Minnesota game to qualify for the NCAA Division I career leaders list. In the most recent statistics, through games of March 12, Watkins ranks fifth.

PENN STATE CAREER FG PERCENTAGE

| | PCT | FGM | FGA | |
|----|------|-----|-----|----------------------------|
| 1. | 63.7 | 274 | 430 | Mike Watkins, 2016-present |
| 2. | 58.3 | 539 | 924 | Jarrett Stephens, 1996-00 |
| 3. | 54.6 | 301 | 551 | Andrew Jones, 2008-11 |
| 4. | 54.2 | 162 | 299 | Sasa Borovnjak, 2009-13 |
| 5. | 53.9 | 489 | 907 | Ed Fogell, 1986-90 |

TAKING ANOTHER TOP SPOT

Watkins' season field goal percentage of 68.5 (146-213) also gives him the top spot on the Nittany Lions' season percentage chart. His rookie year percentage of 59.0 ranks seventh.

PENN STATE SEASON FG PERCENTAGE

| | PCT | FGM | FGA | |
|----|------|-----|-----|------------------------|
| 1. | 68.5 | 146 | 213 | Mike Watkins, 2018 |
| 2. | 64.0 | 165 | 258 | Jarrett Stephens, 1998 |
| 3. | 62.6 | 67 | 107 | Eric Carr, 1992 |
| 4. | 60.8 | 191 | 314 | Ed Fogel, 1990 |
| 5. | 60.3 | 70 | 116 | Brandon Hassell, 2007 |
| 6. | 60.1 | 131 | 218 | Frank Brickowski, 1981 |
| 7. | 59.0 | 128 | 217 | Mike Watkins, 2017 |


BLOCK PARTY

Redshirt sophomore Mike Watkins has 68 of the Nittany Lions' 176 blocked shots on the year, a total that has Penn State ranked ninth nationally for total blocked shots and 17th for blocked shots per game (5.2).

His 2017-18 numbers place him 31st nationally with 68 blocks and 2.34 per game (No. 25).

SWAT-KINS

With his second of four blocks against Rider, Mike Watkins moved into the No. 3 spot on Penn State's career blocked shots list. The Philadelphia, Pa., native, who contributed 90 blocked shots to Penn State's record team total of 182 in 2016-17, now has 158 for his career. Among the NCAA Division I active career leaders, he is 11th with 2.55 per game and his 158 total ranks 31st.



CHEWBACCA... THE NITTANY LION

When Nittany Lion basketball student-athlete Joonas Suotamo included in his profile information that his dream job would be "any part of the movie industry," he probably would have not believed he'd be playing one of the most recognizable roles of all time. When looking to cast for Chewbacca, Disney contacted the Finnish basketball team and found the perfect fit in Suotamo. The former forward is in two franchise movies, including the highest-grossing film (U.S.) of 2017 and ninth-highest grossing film of all time, "Star Wars: The Last Jedi," and "Solo: A Star Wars Story," opening May of 2018.

Check out this USA Today article to learn five things about Joonas Suotamo: [gopsu.info/USAToday5ThingsAboutJoonas](https://www.usatoday.com/story/sports/nba/2018/05/01/joonas-suotamo-5-things-to-know/5311170002/). The 2008 Penn State film studies graduate was also featured in this Pittsburgh Post-Gazette article [gopsu.info/PPG_walkingcarpet](https://www.post-gazette.com/stories/sports/2018/05/01/joonas-suotamo-walkingcarpet/5311170002/).

CAREER BLOCKED SHOTS

| | BLK | BPG | |
|----|-----|------|----------------------------|
| 1. | 428 | 3.8 | Calvin Booth, 1995-99 |
| 2. | 191 | 2.3 | John Amaechi, 1993-95 |
| 3. | 158 | 2.55 | Mike Watkins, 2017-present |

REAVES, PRINCE OF THIEVES

Junior Josh Reaves currently ranks in the NCAA top 20 individually for total steals (20th-67) and top 15 for steals per game (13th-2.31). His defensive contributions have helped Penn State to a No. 27 national ranking in total steals (252) and No. 46 spot in steals per game (7.4).

Reaves set his career-best with seven steals, after multiple five-steal games, at Nebraska (2/25) and moved up to eighth on Penn State's all-time steals list with 163. His 1.94 career per game average places him 18th on the NCAA list of active career leaders and career total (163) ranks 32nd.

In addition to moving up on the career chart, Reaves snatched a spot on the single-season list with his 67 (10th) in 2017-18.

Reaves had 60 steals in 2016-17, a total, at the time, just on the outside of Penn State's single-season chart at 11th, quite an accomplishment since Reaves missed six games to start the season.

DOUBLING UP, AGAIN

Josh Reaves (10 pts, 13 rebounds) and Lamar Stevens (10 pts, 11 reb) recorded the latest instance of two Nittany Lions with double-doubles in the same game vs. Rider (12/22). Stevens and Watkins teamed up for the feat at George Mason (12/17). Penn State now has had 33 instances of two players recording double-doubles in the same game.

The double-double statistics date back to the 1976-77 season and in that time period, only one known game with three players with double-doubles has occurred. Carvin Jefferson

(16 pts, 10 reb), Steve Kuhn (14 pts, 11 reb) and Chris Ericksen (14 pts, 19 reb) all had double-doubles vs. Memphis State (12/17/1976).

MINUTE BY MINUTE

An injury at the end of 2016-17 sidelined sophomore guard Nazeer Bostick for the remainder of the season, just as his minutes on the floor were increasing. Bostick has three starts, has been first off the bench in eight games and has connected on six threes this season.

The Philadelphia, Pa., native had his first career start against Columbia (11/17) and played a career-high 35 minutes, producing 10 points and a career-best eight rebounds. Against Pittsburgh, he had 10 points with four assists and four steals with no turnovers. He shared the team scoring lead with Jamari Wheeler with 14 points against Oral Roberts (11-24).

Bostick had consecutive games recording his Big Ten career best in points with eight vs. Minnesota and tying that total with eight at Northwestern.

Coach Patrick Chambers noted in his media availability sessions that Bostick has been an all-star in his role.



COACHES VS. CANCER SHOES & TIE AUCTION

The sneakers and tie worn by Penn State coach Patrick Chambers during the wins at No. 13 Ohio State (1/25/18) and vs. Rutgers (1/27/18) were auctioned by the American Cancer Society following the Coaches Vs. Cancer "Suits and Sneakers Week."

The Penn State men's basketball staff joined thousands of coaches across the country to support the cause.

The sneakers and Vineyard Vines tie, signed by Chambers, were included in the first group of items up for bid during the season-long fundraiser.

KING WHEELER

Freshman Jamari Wheeler has provided a spark for the Nittany Lions, playing in all 34 games (15.1 minutes per game) and earning three-straight starts against Nebraska, Minnesota and at Northwestern. He is second on the team with 47 steals behind teammate Josh Reaves after leading the Big Ten in that category in January.

The Live Oak, Fla., native tied his career-best with seven rebounds vs. Coppin State and had a career-best and team season-high six steals at George Mason. In Big Ten play, he has had two games with four points and had a league game career-best with five rebounds vs. Nebraska.

Wheeler has led the Nittany Lions in steals 13 times this year with team-leading totals in assists three times, rebounds twice and scoring once.

CARR'S FRESHMAN 26

Tony Carr scored in double figures 26 times during his freshman season -- another Penn State rookie record to his credit. In addition to his 139 assists in 2016-17, he topped Jesse Arnelle (23) for most games with 10 or more points in a freshman season.

CARR'S FRESHMAN 28

When Carr was asked during media day if he had gained 28 pounds in the offseason, the Philadelphia, Pa., native was quick to quip that he gained 28 pounds of *muscle* to his frame, now weighing in, literally, at 204 for his sophomore season.

PHILLY SIX NOW SEVEN

With the addition of freshman John Harrar from Wallingford, seven Nittany Lions on the 2017-18 roster hail from the Philadelphia area. Nazeer Bostick, Tony Carr, Shep Garner and Lamar Stevens represent Roman Catholic High School. Mike Watkins is from The Phelps School and Julian Moore is from Germantown Academy.

THON HOOPS RAISES \$12,650

The 2017-18 THON Hoops game raised \$12,650 for the [Penn State Dance Marathon \(THON\)](#) as all student ticket sales from the January 27 game benefited the organization. Children from Four Diamonds who attended the game were invited to a fun postgame event with some of the Nittany Lions.

Read more about the THON Hoops game here: gopsu.info/THONHoops1718. First organized in 1973 as a way for students to give back to their community, THON 2018 took place in the Bryce Jordan Center last weekend and raised more than \$10.1 million. Overall, THON has raised more than \$147 million and helped more than 3,700 families.

NITTANY LION RETURNS

Penn State men's basketball coach Patrick Chambers announced in December 2017 that alumnus and four-year Nittany Lion letterman, Jarrett Stephens '00, will be working with the program as a consultant.

Stephens, who played from 1996-2000, will assist student-athletes in student development areas, which include life skills development, the transition from high school to college, life after college, and community engagement.

Stephens completed his Penn State career at No. 5 on the Nittany Lions' all-time scoring list with 1,372 career points and was eighth with 703 career rebounds. He held the top spot in career field goal percentage at 58.3 for 17 years until current redshirt sophomore forward Mike Watkins claimed the No. 1 spot following the 2016-17 season.

Penn State's first-ever consensus first-team All-Big Ten selection, Stephens was an All-Big Ten Tournament and All-NIT Finals pick as well as a USWBA All-Region choice. Following his collegiate career, Stephens played professionally for nearly a decade with teams in Europe and South America.

THE HEARTBREAKERS

The one-point loss to Ohio State at the BJC on February 28, 2017, was Penn State's seventh Big Ten game decided in overtime or by one possession during the 2016-17 season. Five of the 2016-17 conference losses were decided by five points or less: at Michigan (-3, 69-72); Indiana (-3, 75-78); Rutgers (-2, 68-70); Purdue (-4, 70-74 ot) and Ohio State (-1, 70-71).

SHARE THE LOVE

Seven players led the team in scoring at least once in 2016-17 and six players combined for 24 outings with 20 or more points. According to research conducted by Memphis, Penn State, UMass and Memphis were the only schools with six players to tally at least 20 points in a game in 2016-17.

NEW PLACES

Penn State guard and alumnus Tim Frazier (2009-14), who spent the 2016-17 season with the NBA's New Orleans Pelicans, was acquired by the Washington Wizards on the eve of the league's 2017 draft. In his final 15 games of last season, he dished out 76 assists while only committing 10 turnovers. Nittany Lion D.J. Newbill inked a new contract for 2017-18 and will play with the NBL's New Zealand Sky City Breakers.

Other Nittany Lion alumni competed for new teams this year as both Brandon Taylor (Jamtland, Sweden) and Donovan Jack (Bayer Giants Leverkusen) signed with new clubs in August. Talor Battle played for Petrol Olimpija in Ljubljana, Slovenia, in 2017-18 before announcing his retirement from professional basketball on Feb. 21.

2017-18 GAME-BY-GAME COMPARISONS

| Team | Result | FG-A | Pct. | 3FG-A | Pct. | FT-A | Pct. | O | D | Tot | PF-DQ | A | TO | B | S | 1H | 2H | OT | F | Mar | |
|-------------------------|-------------|-------|------|-------|------|-------|-------|----|----|-----|-------|----|----|----|----|----|----|----|----|-----|-----|
| Campbell | | 25-62 | .403 | 6-23 | .261 | 19-23 | .826 | 11 | 26 | 37 | 27 | 8 | 18 | 8 | 5 | 28 | 47 | -- | 75 | | |
| Penn State | W 86-75 | 24-65 | .369 | 5-19 | .263 | 33-41 | .805 | 15 | 29 | 44 | +7 | 24 | 11 | 14 | 4 | 8 | 36 | 50 | -- | 86 | +11 |
| Fairleigh Dickinson | | 20-47 | .426 | 5-10 | .500 | 12-18 | .667 | 4 | 22 | 26 | 21 | 11 | 31 | 3 | 8 | 29 | 28 | -- | 57 | | |
| Penn State | W 81-57 | 30-67 | .448 | 4-16 | .250 | 17-22 | .773 | 18 | 24 | 42 | +16 | 18 | 17 | 23 | 5 | 18 | 45 | 36 | -- | 81 | +24 |
| Montana | | 22-56 | .393 | 6-21 | .286 | 7-15 | .467 | 10 | 24 | 34 | 22 | 9 | 15 | 5 | 9 | 29 | 28 | -- | 57 | | |
| Penn State | W 70-57 | 25-50 | .500 | 6-12 | .500 | 14-24 | .583 | 4 | 28 | 32 | -2 | 15 | 12 | 15 | 9 | 3 | 24 | 36 | -- | 70 | +13 |
| Columbia | | 23-59 | .390 | 8-19 | .421 | 11-12 | .917 | 8 | 25 | 33 | 17 | 12 | 20 | 4 | 3 | 35 | 30 | -- | 65 | | |
| Penn State | W 79-65 | 27-65 | .415 | 7-23 | .304 | 18-22 | .818 | 14 | 28 | 42 | +9 | 14 | 11 | 13 | 7 | 10 | 38 | 41 | -- | 79 | +14 |
| Penn State | | 34-59 | .576 | 9-22 | .409 | 8-18 | .444 | 10 | 32 | 42 | 15 | 16 | 11 | 5 | 10 | 47 | 38 | -- | 85 | | |
| Pittsburgh | W 85-54 | 18-58 | .310 | 10-29 | .345 | 8-14 | .571 | 10 | 22 | 32 | +10 | 21 | 11 | 14 | 0 | 5 | 21 | 33 | -- | 54 | +31 |
| Penn State | | 31-61 | .508 | 5-19 | .263 | 20-28 | .714 | 9 | 14 | 23 | 21 | 15 | 10 | 5 | 14 | 40 | 47 | -- | 87 | | |
| #16/19 Texas A&M | L 87-98 | 33-54 | .611 | 6-12 | .500 | 26-29 | .897 | 9 | 27 | 36 | -13 | 21 | 18 | 16 | 5 | 5 | 42 | 56 | -- | 98 | +11 |
| Oral Roberts | | 19-57 | .333 | 6-16 | .375 | 4-7 | .571 | 14 | 16 | 30 | 13 | 8 | 18 | 3 | 7 | 19 | 29 | -- | 48 | | |
| Penn State | W 86-48 | 32-57 | .561 | 9-20 | .450 | 13-19 | .684 | 11 | 27 | 38 | +8 | 13 | 16 | 10 | 7 | 14 | 38 | 48 | -- | 86 | +38 |
| Penn State | | 29-67 | .433 | 5-13 | .385 | 15-23 | .652 | 20 | 23 | 43 | 29 | 12 | 18 | 5 | 8 | 30 | 48 | -- | 78 | | |
| at N.C. State | L 78-85 | 25-57 | .439 | 10-16 | .625 | 25-37 | .676 | 13 | 23 | 35 | +8 | 21 | 12 | 14 | 7 | 6 | 37 | 48 | -- | 85 | +7 |
| Penn State | | 28-64 | .438 | 12-23 | .522 | 9-11 | .818 | 11 | 19 | 30 | 22 | 19 | 14 | 7 | 8 | 39 | 38 | -- | 77 | | |
| at Iowa * | W 77-73 | 28-55 | .509 | 4-12 | .333 | 13-21 | .619 | 14 | 25 | 39 | -9 | 15 | 16 | 18 | 6 | 5 | 34 | 39 | -- | 73 | -4 |
| Wisconsin * | | 23-52 | .442 | 5-11 | .455 | 13-19 | .684 | 8 | 28 | 36 | 23 | 13 | 10 | 4 | 8 | 31 | 33 | -- | 64 | | |
| Penn State | L 63-64 | 20-56 | .357 | 2-14 | .143 | 21-25 | .840 | 10 | 24 | 34 | -2 | 16 | 12 | 11 | 13 | 6 | 25 | 38 | -- | 63 | -1 |
| George Washington | | 19-52 | .365 | 2-15 | .133 | 14-20 | .700 | 6 | 19 | 25 | 13 | 5 | 16 | 5 | 7 | 19 | 35 | -- | 54 | | |
| Penn State | W 74-54 | 29-60 | .483 | 7-16 | .438 | 9-16 | .563 | 15 | 27 | 42 | +17 | 21 | 14 | 15 | 4 | 7 | 48 | 26 | -- | 74 | +20 |
| Penn State | | 28-57 | .491 | 6-19 | .316 | 10-16 | .625 | 8 | 28 | 36 | 19 | 13 | 12 | 4 | 11 | 38 | 34 | -- | 72 | | |
| at George Mason | W 72-54 | 20-54 | .370 | 0-14 | .000 | 14-17 | .824 | 9 | 23 | 32 | +4 | 18 | 6 | 15 | 2 | 7 | 18 | 36 | -- | 54 | +18 |
| Binghamton | | 27-66 | .409 | 9-23 | .391 | 2-5 | .400 | 13 | 18 | 31 | 18 | 11 | 15 | 2 | 8 | 36 | 29 | -- | 65 | | |
| Penn State | W 80-65 | 31-54 | .574 | 10-17 | .588 | 8-15 | .533 | 9 | 27 | 36 | +5 | 10 | 17 | 17 | 4 | 7 | 39 | 41 | -- | 80 | +15 |
| Rider | | 26-64 | .406 | 9-27 | .333 | 10-19 | .526 | 10 | 30 | 40 | 20 | 11 | 12 | 2 | 5 | 31 | 40 | -- | 71 | | |
| Penn State | L 70-71 | 26-62 | .419 | 9-23 | .391 | 9-15 | .600 | 10 | 32 | 42 | +2 | 19 | 16 | 13 | 12 | 7 | 35 | 35 | -- | 70 | -1 |
| Coppin State | | 14-46 | .304 | 6-20 | .300 | 9-14 | .643 | 4 | 20 | 24 | 18 | 8 | 18 | 2 | 5 | 23 | 20 | -- | 43 | | |
| Penn State | W 88-43 | 28-57 | .491 | 14-28 | .500 | 18-23 | .783 | 11 | 30 | 41 | +17 | 11 | 22 | 10 | 4 | 10 | 43 | 45 | -- | 88 | +45 |
| Penn State | | 29-69 | .420 | 9-26 | .346 | 2-4 | .500 | 12 | 26 | 38 | 24 | 20 | 6 | 3 | 4 | 34 | 35 | -- | 69 | | |
| at Maryland * | L 69-75 | 24-53 | .453 | 4-13 | .308 | 23-34 | .676 | 9 | 29 | 38 | +/- 0 | 12 | 13 | 5 | 1 | 2 | 30 | 45 | -- | 75 | +6 |
| Northwestern * | | 23-62 | .371 | 11-28 | .393 | 6-6 | 1.000 | 10 | 17 | 27 | 21 | 11 | 15 | 2 | 8 | 34 | 29 | -- | 63 | | |
| Penn State | W 78-63 | 30-55 | .545 | 3-13 | .231 | 15-23 | .652 | 12 | 28 | 40 | +13 | 11 | 15 | 16 | 8 | 9 | 41 | 37 | -- | 78 | +15 |
| Penn State | | 26-52 | .500 | 6-14 | .429 | 12-18 | .667 | 5 | 26 | 31 | 20 | 8 | 14 | 4 | 5 | 31 | 39 | -- | 70 | | |
| at Indiana * | L 70-74 | 25-62 | .403 | 6-27 | .222 | 18-22 | .818 | 12 | 24 | 36 | -5 | 20 | 14 | 9 | 1 | 6 | 35 | 39 | -- | 74 | -4 |
| Nebraska * | | 25-68 | .368 | 9-26 | .346 | 15-24 | .625 | 11 | 25 | 36 | 17 | 12 | 7 | 6 | 7 | 24 | 41 | 9 | 74 | | |
| Penn State | W 76-74 ot | 26-66 | .394 | 7-20 | .350 | 17-24 | .708 | 14 | 34 | 48 | +12 | 18 | 15 | 14 | 4 | 3 | 33 | 32 | 11 | 76 | +2 |
| Minnesota * | | 35-66 | .530 | 10-17 | .588 | 15-23 | .652 | 9 | 36 | 45 | 14 | 12 | 12 | 3 | 2 | 41 | 33 | 21 | 95 | | |
| Penn State | L, 84-95 ot | 33-74 | .446 | 7-22 | .318 | 11-15 | .733 | 8 | 26 | 34 | -11 | 18 | 12 | 4 | 5 | 8 | 37 | 37 | 10 | 84 | -11 |
| Penn State | | 22-43 | .512 | 7-19 | .368 | 10-12 | .833 | 6 | 19 | 25 | 18 | 11 | 14 | 6 | 1 | 35 | 26 | -- | 61 | | |
| at Northwestern * | L, 61-70 | 28-65 | .431 | 5-19 | .263 | 9-14 | .643 | 16 | 16 | 32 | -7 | 17 | 16 | 7 | 2 | 5 | 33 | 37 | -- | 70 | -9 |
| Penn State | | 28-48 | .583 | 11-14 | .786 | 15-20 | .750 | 6 | 15 | 21 | 13 | 10 | 10 | 1 | 2 | 38 | 44 | -- | 82 | | |
| at 13/13 Ohio State * W | 82-79 | 28-50 | .560 | 7-15 | .467 | 16-16 | 1.000 | 7 | 18 | 25 | -4 | 16 | 12 | 11 | 4 | 5 | 37 | 42 | -- | 79 | +3 |
| Rutgers * | | 16-51 | .314 | 4-17 | .235 | 7-9 | .778 | 2 | 25 | 27 | 15 | 10 | 16 | 3 | 7 | 23 | 20 | -- | 43 | | |
| Penn State | W 60-43 | 24-55 | .436 | 5-18 | .278 | 7-12 | .583 | 9 | 33 | 42 | +15 | 13 | 12 | 16 | 5 | 7 | 28 | 32 | -- | 60 | +17 |
| Penn State | | 26-69 | .377 | 7-24 | .292 | 9-11 | .818 | 9 | 20 | 29 | 21 | 13 | 8 | 3 | 10 | 30 | 38 | -- | 68 | | |
| at Michigan State * | L 68-76 | 24-28 | .500 | 8-17 | .471 | 20-25 | .800 | 5 | 35 | 40 | -11 | 14 | 18 | 16 | 7 | 5 | 24 | 52 | -- | 76 | -8 |
| Iowa * | | 21-55 | .382 | 1-10 | .100 | 15-22 | .682 | 12 | 18 | 30 | 14 | 7 | 13 | 1 | 4 | 28 | 30 | -- | 58 | | |
| Penn State | W 82-58 | 35-64 | .547 | 5-15 | .333 | 7-10 | .700 | 11 | 26 | 37 | +7 | 19 | 13 | 11 | 6 | 5 | 47 | 35 | -- | 82 | +24 |
| Maryland * | | 25-46 | .543 | 9-17 | .529 | 11-14 | .786 | 4 | 19 | 23 | 17 | 14 | 14 | 2 | 6 | 35 | 35 | -- | 70 | | |
| Penn State | W 74-70 | 27-52 | .519 | 9-21 | .429 | 11-18 | .611 | 9 | 18 | 27 | +4 | 12 | 14 | 10 | 3 | 6 | 41 | 33 | -- | 74 | +4 |
| Penn State | | 30-55 | .545 | 7-24 | .292 | 7-11 | .636 | 9 | 19 | 28 | 16 | 20 | 11 | 3 | 6 | 37 | 37 | -- | 74 | | |
| at Illinois * | W 74-52 | 20-51 | .392 | 5-19 | .263 | 7-12 | .583 | 14 | 18 | 32 | -4 | 16 | 10 | 16 | 0 | 5 | 36 | 16 | -- | 52 | +22 |
| 8/9 Ohio State * | | 21-54 | .389 | 2-15 | .133 | 12-17 | .706 | 8 | 22 | 30 | 21 | 9 | 10 | 3 | 7 | 21 | 35 | -- | 56 | | |
| Penn State | W 79-56 | 26-54 | .481 | 9-20 | .450 | 18-27 | .667 | 10 | 28 | 38 | +8 | 19 | 14 | 11 | 7 | 8 | 45 | 34 | -- | 79 | +23 |
| Penn State | | 28-56 | .500 | 9-18 | .500 | 8-13 | .615 | 11 | 24 | 35 | 22 | 14 | 15 | 5 | 5 | 36 | 37 | -- | 73 | | |
| at 6/7 Purdue * | L 73-76 | 26-53 | .491 | 7-20 | .350 | 17-27 | .630 | 9 | 19 | 28 | +7 | 18 | 13 | 9 | 4 | 9 | 32 | 44 | -- | 76 | -3 |
| 17/16 Michigan * | | 23-51 | .451 | 10-21 | .476 | 16-19 | .842 | 6 | 28 | 34 | 15 | 15 | 12 | 6 | 8 | 34 | 38 | -- | 72 | | |
| Penn State | L 63-72 | 25-59 | .424 | 7-18 | .389 | 6-11 | .545 | 9 | 24 | 33 | -1 | 19 | 10 | 10 | 6 | 6 | 26 | 37 | -- | 63 | -9 |
| Penn State | | 24-59 | .407 | 4-17 | .235 | 12-19 | .632 | 10 | 18 | 28 | 19 | 6 | 13 | 3 | 11 | 17 | 47 | -- | 64 | | |
| at Nebraska * | L 64-76 | 28-57 | .491 | 4-13 | .308 | 16-23 | .696 | 14 | 31 | 45 | -17 | 14 | 16 | 15 | 3 | 6 | 34 | 42 | -- | 76 | -12 |
| Northwestern | | 21-52 | .404 | 5-19 | .263 | 10-15 | .667 | 11 | 27 | 38 | 15 | 12 | 9 | 5 | 2 | 30 | 30 | -- | 57 | | |
| Penn State | W 65-57 | 22-61 | .361 | 13-29 | .448 | 8-12 | .667 | 13 | 24 | 37 | -1 | 14 | 12 | 5 | 4 | 3 | 30 | 35 | -- | 65 | +8 |
| Penn State | | 22-58 | .379 | 9-19 | .474 | 16-20 | .800 | 14 | 25 | 39 | 15 | 14 | 9 | 2 | 5 | 33 | 36 | -- | 69 | | |
| vs. 13/14 Ohio State W | 69-68 | 26-59 | .441 | 8-23 | .348 | 8-11 | .727 | 11 | 22 | 33 | +6 | 18 | | | | | | | | | |

2017-18 GAME-BY-GAME LEADERS

| | OPP. | RESULT | DBL FIG | POINTS | REBOUNDS | ASSISTS | BLOCKS | STEALS |
|-------|-----------------------|-------------|------------|-------------------------|-------------------------|---------------------|--------------------------------------|---|
| 11/10 | CAMPBELL | W, 86-75 | 2 | Carr (33) | Carr (9) T• | Carr (7) • | Stevens (2) T• | Reaves (3) • |
| 11/12 | FAIRLEIGH DICKINSON | W, 81-57 | 5 | Carr (20) • | Reaves (9) • | Carr (7) • | Watkins (3) • | Reaves (4) • |
| 11/15 | MONTANA | W, 70-57 | 3 | Stevens (25) • | Stevens (7) T• | Garner/Wheeler (3) | Watkins (4) • | Stevens (2) |
| 11/17 | COLUMBIA | W, 79-65 | 5 | Garner (26) • | Watkins (14) • | Wheeler (4) | Watkins (6) • | Garner/Wheeler (3) T• |
| 11/20 | vs. Pittsburgh | W, 85-54 | 6 | Carr (16) | Stevens (8) | Carr (5) • | Watkins (3) • | Bostick (4) • |
| 11/21 | vs. 16/19 Texas A&M | L, 87-98 | 2 | Carr (31) • | Stevens (7) | Stevens (5) | Stevens/Watkins (2) T• | Carr/Reaves (4) T• |
| 11/24 | ORAL ROBERTS | W, 86-48 | 4 | Bostick/Wheeler (14) T• | Wheeler (7) • | Carr (5) • | Watkins (3) • | Wheeler (5) • |
| 11/29 | at N.C. State | L, 78-85 | 3 | Carr (29) • | Watkins (14) • | Reaves (5) • | Watkins (2) | Wheeler (3) T• |
| 12/2 | at Iowa* | W, 77-73 | 4 | Stevens (22) | Watkins (7) | Carr (9) • | Watkins (3) T• | Reaves/Stevens (2) T• |
| 12/4 | Wisconsin* | L, 63-64 | 3 | Watkins (22) • | Carr (9) | Reaves (5) • | Watkins (7) • | Carr/Garner (2) T• |
| 12/9 | George Washington | W, 74-54 | 5 | Carr (19) • | Watkins (12) • | Carr (4) • | Watkins (4) • | Reaves (3) • |
| 12/17 | at George Mason | W, 72-54 | 3 | Stevens (23) • | Stevens/Watkins (12) T• | Reaves (4) • | Stevens/Watkins (2) T• | Wheeler (6) • |
| 12/19 | BINGHAMTON | W, 80-65 | 5 | Stevens (16) • | Watkins (11) • | Carr (9) • | Watkins (3) • | Reaves (2) |
| 12/22 | RIDER | L, 70-71 | 5 | Garner (18) • | Reaves (13) • | Reaves (8) • | Moore/Watkins (4) T• | Reaves (5) • |
| 12/30 | COPPIN STATE | W, 88-43 | 4 | Carr (21) • | Wheeler (7) • | Reaves (7) • | Watkins (3) • | Reaves (5) • |
| 1/2 | at Maryland | L, 69-75 | 3 | Watkins (17) | Watkins (17) • | Carr (8) • | Watkins (2) • | Wheeler (3) • |
| 1/5 | NORTHWESTERN | W, 78-63 | 3 | Stevens (30) • | Watkins (17) • | Carr/Wheeler (5) T• | Watkins (4) • | Wheeler (3) T• |
| 1/9 | at Indiana | L, 70-74 | 3 | Carr (28) • | Watkins (12) • | Carr (3) | Wheeler (2) • | Watkins (2) |
| 1/12 | NEBRASKA | W, 76-74 ot | 3 | Stevens (26) • | Watkins (15) • | Carr (8) • | Moore (3) • | Bostick/Carr/Wheeler (1) |
| 1/15 | MINNESOTA | L, 84-95 ot | 4 | Carr (33) • | Watkins (11) | Carr, Garner (3) T• | Stevens/Watkins (2) T• | Watkins/Wheeler(2)T• |
| 1/20 | at Northwestern | L, 61-70 | 2 | Garner (22) • | Watkins (8) • | Carr (6) • | Watkins (3) • | Wheeler (1) T• |
| 1/25 | at 13/13 Ohio State | W, 82-79 | 4 | Carr (28) • | Stevens (6) | Carr (5) T• | Stevens (1) | Bostick/Stevens (1) |
| 1/27 | RUTGERS | W, 60-43 | 3 | Carr (16) • | Watkins (19) • | Carr (4) T• | Watkins (3) • | Reaves (4) • |
| 1/31 | at 5/4 Michigan State | L, 68-76 | 2 | Carr (28) • | Reaves (7) | Carr (7) | Bostick, Carr, Moore (1) | Reaves (5) • |
| 2/3 | IOWA | W, 82-58 | 4 | Watkins (19) T• | Watkins (10) • | Reaves (5)• | Stevens (4) • | Watkins (2) • |
| 2/7 | MARYLAND | W, 74-70 | 4 | Stevens (25) • | Reaves (9) T• | Carr (6) • | Stevens (2) • | Watkins (3) T• |
| 2/11 | at Illinois | W, 74-52 | 5 | Garner (16) | Stevens/Carr (6) T• | Carr (6) • | Carr/Garner/Moore (1) T• | Wheeler (2) |
| 2/15 | 8/9 OHIO STATE | W, 79-56 | 4 | Carr (30) • | Watkins (10) • | Carr (6) • | Moore (3) • | Reaves/Stevens (3) T• |
| 2/18 | at 6/7 Purdue | L, 73-76 | 3 | Carr (19) | Reaves (7) • | Carr (5) • | Carr/Harrar Pierce/Stevens (1) T• | Bostick/Carr/Pierce Stevens/Wheeler (1) T• |
| 2/21 | 17/16 MICHIGAN | L, 62-72 | 3 | Carr (21) • | Stevens (8) T• | Carr (6) • | Carr, Stevens (2) | Reaves (3) T• |
| 2/25 | at Nebraska | L, 64-76 | 3 | Carr (27) • | Reaves/Stevens (7) | Reaves (3) | Stevens (3) • | Reaves (7) • |
| 3/1 | vs. Northwestern-BTT | W, 65-57 | 3 | Carr (25) • | Josh Reaves (8) | Carr (4) | Moore (3) • | Garner/Reaves/Wheeler (1) T• |
| 3/2 | vs. Ohio State-BTT | w, 69-68 | 3 | Carr (25) T• | Reaves/Stevens (7) T• | Carr (5) | Carr/Moore/Stevens (1) | Wheeler (2) • |
| 3/3 | vs. Purdue-BTT | L, 70-78 | 3 | Garner (33) • | Carr (9) • | Carr (4) | Harrar/Pierce (1) | Garner (3) • |

• -- indicates game-high total

T• -- indicates tie for game-high total

2017-18 Penn state individual season high

2016-17 STARTERS

| OPP. | G | G | G/F | F | F/C | Rec |
|--------------------|------|--------|--------|---------|---------|-----|
| Albany | Carr | Garner | Samuel | Stevens | Watkins | 0-1 |
| Duquesne | Carr | Garner | Banks | Stevens | Watkins | 1-0 |
| GRAND CANYON | Carr | Garner | Banks | Stevens | Watkins | 2-0 |
| vs. Duke | Carr | Garner | Banks | Stevens | Watkins | 2-1 |
| vs. Cincinnati | Carr | Garner | Banks | Stevens | Watkins | 2-2 |
| COLGATE | Carr | Garner | Banks | Stevens | Watkins | 3-2 |
| @ Geo. Wash. | Carr | Garner | Banks | Stevens | Watkins | 4-2 |
| GA. TECH | Carr | Garner | Banks | Stevens | Watkins | 5-2 |
| WRIGHT ST. | Carr | Garner | Banks | Stevens | Watkins | 6-2 |
| GEO. MASON | Carr | Garner | Banks | Stevens | Watkins | 6-3 |
| vs. Pitt | Carr | Garner | Reaves | Stevens | Watkins | 0-1 |
| @ St. John's | Carr | Garner | Reaves | Stevens | Watkins | 1-1 |
| MORGAN ST. | Carr | Garner | Reaves | Stevens | Watkins | 2-1 |
| N'WESTERN | Carr | Garner | Reaves | Stevens | Watkins | 2-2 |
| @ Rutgers | Carr | Reaves | Banks | Stevens | Moore | 1-0 |
| @ Michigan | Carr | Reaves | Banks | Stevens | Moore | 1-1 |
| vs. Michigan St. | Carr | Garner | Reaves | Stevens | Moore | 1-0 |
| MINNESOTA | Carr | Garner | Reaves | Stevens | Moore | 2-0 |
| INDIANA | Carr | Garner | Reaves | Stevens | Moore | 2-1 |
| @ Purdue | Carr | Garner | Reaves | Stevens | Watkins | 2-3 |
| @ Wisconsin | Carr | Garner | Reaves | Stevens | Moore | 2-2 |
| ILLINOIS | Carr | Garner | Reaves | Stevens | Moore | 3-2 |
| @ Indiana | Carr | Garner | Reaves | Stevens | Moore | 3-3 |
| RUTGERS | Carr | Garner | Reaves | Stevens | Moore | 3-4 |
| MARYLAND | Carr | Garner | Reaves | Stevens | Watkins | 3-3 |
| at Illinois | Carr | Garner | Reaves | Stevens | Watkins | 4-3 |
| at Nebraska | Carr | Garner | Reaves | Stevens | Watkins | 4-4 |
| PURDUE | Carr | Garner | Reaves | Stevens | Watkins | 4-5 |
| at Minnesota | Carr | Garner | Reaves | Stevens | Watkins | 4-6 |
| OHIO STATE | Carr | Garner | Reaves | Stevens | Watkins | 4-7 |
| at Iowa | Carr | Garner | Reaves | Stevens | Watkins | 4-8 |
| Nebraska-BTT | Carr | Reaves | Banks | Stevens | Watkins | 1-0 |
| Michigan State-BTT | Carr | Reaves | Banks | Stevens | Watkins | 1-1 |

2017-18 STARTERS

| OPP. | G | G | G/F | F | F/C | Rec |
|----------------------------|----------------|---------------|-----------------|----------------|----------------|------------|
| Campbell | Carr | Garner | Reaves | Stevens | Moore | 1-0 |
| Fairleigh Dickinson | Carr | Garner | Reaves | Stevens | Watkins | 1-0 |
| Montana | Carr | Garner | Reaves | Stevens | Watkins | 2-0 |
| Columbia | Bostick | Garner | Moore | Stevens | Watkins | 1-0 |
| vs. Pittsburgh | Carr | Garner | Reaves | Stevens | Watkins | 3-0 |
| Texas A&M | Carr | Garner | Reaves | Stevens | Watkins | 3-1 |
| Oral Roberts | Carr | Garner | Reaves | Stevens | Watkins | 4-1 |
| at N.C. State | Carr | Garner | Reaves | Stevens | Watkins | 4-2 |
| at Iowa | Carr | Garner | Reaves | Stevens | Watkins | 5-2 |
| Wisconsin | Carr | Garner | Reaves | Stevens | Watkins | 5-3 |
| Geo. Washington | Carr | Garner | Reaves | Stevens | Watkins | 6-3 |
| at George Mason | Bostick | Garner | Reaves | Stevens | Watkins | 1-0 |
| Binghamton | Carr | Garner | Reaves | Stevens | Watkins | 7-3 |
| Rider | Carr | Garner | Reaves | Stevens | Watkins | 7-4 |
| Coppin State | Carr | Garner | Reaves | Stevens | Watkins | 8-4 |
| at Maryland | Carr | Garner | Reaves | Stevens | Watkins | 8-5 |
| Northwestern | Carr | Garner | Reaves | Stevens | Watkins | 9-5 |
| at Indiana | Carr | Garner | Bostick | Stevens | Watkins | 0-1 |
| Nebraska | Carr | Garner | Wheeler | Stevens | Watkins | 1-0 |
| Minnesota | Carr | Garner | Wheeler | Stevens | Watkins | 1-1 |
| at Northwestern | Carr | Garner | Wheeler | Stevens | Watkins | 1-2 |
| at Ohio State | Carr | Garner | Zemgulis | Stevens | Watkins | 1-0 |
| Rutgers | Carr | Garner | Zemgulis | Stevens | Watkins | 2-0 |
| at Michigan State | Carr | Garner | Reaves | Stevens | Watkins | 9-6 |
| Iowa | Carr | Garner | Reaves | Stevens | Watkins | 10-6 |
| Maryland | Carr | Garner | Reaves | Stevens | Watkins | 11-6 |
| at Illinois | Carr | Garner | Reaves | Stevens | Watkins | 12-6 |
| Ohio State | Carr | Garner | Reaves | Stevens | Watkins | 13-6 |
| at Purdue | Carr | Garner | Reaves | Stevens | Watkins | 13-7 |
| Michigan | Carr | Garner | Reaves | Stevens | Moore | 1-1 |
| at Nebraska | Carr | Garner | Reaves | Stevens | Moore | 1-2 |
| Northwestern-BTT | Carr | Garner | Reaves | Stevens | Harrar | 1-0 |
| Ohio State--BTT | Carr | Garner | Reaves | Stevens | Harrar | 2-0 |
| Purdue--BTT | Carr | Garner | Reaves | Stevens | Harrar | 2--1 |

2017-18 PENN STATE & OPPONENT HIGHS & LOWS

PENN STATE TEAM HIGHS

| | | |
|---------------------|-------------|-------------------------------|
| POINTS | 88 | COPPIN STATE, 12/30/17 |
| | 87 | vs. Texas A&M, 11/21/17 |
| | 86 | ORAL ROBERTS, 11/24/17 |
| | 86 | CAMPBELL, 11/10/17 |
| | 85 | vs. Pittsburgh, 11/20/17 |
| FIELD GOALS MADE | 35 | IOWA, 2/3/18 |
| | 34 | vs. Pittsburgh, 11/20/17 |
| FIELD GOAL ATTEMPTS | 74 | MINNESOTA (ot), 1/15/18 |
| | 69 | at Michigan State, 1/31/18 |
| | 69 | at Maryland, 1/2/18 |
| FG PERCENTAGE | .583, 28-48 | at Ohio State, 1/25/18 |
| | .576, 34-59 | vs. Pittsburgh, 11/20/17 |
| 3 PT FG MADE | 14 | COPPIN STATE, 12/30/17 |
| | 13 | vs. Northwestern-BTT, 3/1/18 |
| 3 PT FG ATTEMPTS | 29 | vs. Northwestern-BTT, 3/1/18 |
| | 28 | COPPIN STATE, 12/30/17 |
| | 26 | at Maryland, 1/2/18 |
| 3 PT FG PERCENTAGE | .786, 11-14 | at Ohio State, 1/25/18 |
| | .588, 10-17 | BINGHAMTON, 12/19/17 |
| FREE THROWS MADE | 33 | CAMPBELL, 11/10/17 |
| | 22 | vs. Purdue-BTT, 3/3/18 |
| FREE THROW ATTEMPTS | 41 | CAMPBELL, 11/10/17 |
| | 28 | vs. Texas A&M, 11/21/17 |
| FT PERCENTAGE | .840, 21-25 | WISCONSIN, 12/4/17 |
| | .833, 10-12 | at Northwestern, 1/20/18 |
| REBOUNDS | 48 | NEBRASKA (ot), 1/12/18 |
| | 44 | CAMPBELL, 11/10/17 |
| ASSISTS | 22 | COPPIN STATE, 12/30/17 |
| | 20 | at Illinois, 2/11/18 |
| | 20 | at Maryland, 1/2/18 |
| STEALS | 18 | FAIRLEIGH DICKINSON, 11/12/17 |
| | 14 | ORAL ROBERTS, 11/24/17 |
| | 14 | vs. Texas A&M, 11/21/17 |
| BLOCKED SHOTS | 13 | WISCONSIN, 12/4/17 |
| | 12 | RIDER, 12/22/17 |
| TURNOVERS | 23 | FAIRLEIGH DICKINSON, 11/12/17 |
| | 18 | at NC State, 11/29/17 |
| FOULS | 29 | at NC State, 11/29/17 |
| | 24 | at Maryland, 1/2/18 |
| | 24 | CAMPBELL, 11/10/17 |

PENN STATE TEAM LOWS

| | | |
|-----------------------|-------------|---------------------------------|
| POINTS | 60 | RUTGERS, 1/27/18 |
| | 61 | at Northwestern, 1/20/18 |
| | 63 | 2x, last MICHIGAN, 2/21/18 |
| | 64 | at Nebraska, 2/25/18 |
| | 68 | at Michigan State, 1/31/18 |
| FIELD GOALS MADE | 20 | 2x, last vs. Purdue-BTT, 3/3/18 |
| | 22 | at Northwestern, 1/20/18 |
| FIELD GOAL ATTEMPTS | 43 | at Northwestern, 1/20/18 |
| | 48 | at Ohio State, 1/25/18 |
| FG PERCENTAGE | .339, 20-59 | vs. Purdue-BTT, 3/3/18 |
| | .357, 20-56 | WISCONSIN, 12/4/17 |
| 3 PT FIELD GOALS MADE | 2 | WISCONSIN, 12/4/17 |
| | 3 | NORTHWESTERN, 1/5/18 |
| 3 PT FG ATTEMPTS | 12 | MONTANA, 11/15/17 |
| | 13 | 2x, last NORTHWESTERN, 1/5/18 |
| 3 PT FG PERCENTAGE | .143, 2-14 | WISCONSIN, 12/4/17 |
| | .231, 3-13 | NORTHWESTERN, 1/5/18 |
| FREE THROWS MADE | 2 | at Maryland, 1/2/18 |
| | 6 | MICHIGAN, 2/21/18 |
| FREE THROW ATTEMPTS | 4 | at Maryland, 1/2/18 |
| | 10 | IOWA, 2/3/18 |
| FT PERCENTAGE | .444, 8-18 | vs. Pittsburgh, 11/20/17 |
| | .500, 2-4 | at Maryland, 1/2/18 |
| REBOUNDS | 21 | at Ohio State, 1/25/18 |
| | 23 | vs. Texas A&M, 11/21/17 |
| ASSISTS | 6 | at Nebraska, 2/25/18 |
| | 8 | at Indiana, 1/9/18 |
| | 10 | 2x, last MICHIGAN, 2/21/18 |
| STEALS | 1 | at Northwestern, 1/20/18 |
| | 2 | at Ohio State, 1/25/18 |
| BLOCKED SHOTS | 1 | at Ohio State, 1/25/18 |
| | 2 | vs. Purdue-BTT, 3/3/18 |
| TURNOVERS | 4 | MINNESOTA (ot), 1/15/18 |
| | 6 | at Maryland, 1/2/18 |
| FOULS | 10 | BINGHAMTON, 12/19/17 |
| | 11 | NORTHWESTERN, 1/5/18 |
| | 11 | COPPIN STATE, 12/30/17 |

OPPONENT TEAM HIGHS

| | | |
|-----------------------|--------------|---------------------------------|
| POINTS | 98 | vs. Texas A&M, 11/21/17 |
| | 95 | MINNESOTA (ot), 1/15/18 |
| | 85 | at NC State, 11/29/17 |
| | 79 | at Ohio State, 1/25/18 |
| | 78 | vs. Purdue-BTT, 3/3/18 |
| FIELD GOALS MADE | 35 | MINNESOTA (ot), 1/15/18 |
| | 33 | vs. Texas A&M, 11/21/17 |
| FIELD GOAL ATTEMPTS | 68 | NEBRASKA (ot), 1/12/18 |
| | 66 | MINNESOTA (ot), 1/15/18 |
| | 66 | BINGHAMTON, 12/19/17 |
| FG PERCENTAGE | .611, 33-54 | vs. Texas A&M, 11/21/17 |
| | .560, 28-50 | at Ohio State, 1/25/18 |
| 3 PT FIELD GOALS MADE | 11 | 2x, last vs. Purdue-BTT, 3/3/18 |
| | 10 | 4x, last MICHIGAN, 2/21/18 |
| 3 PT FG ATTEMPTS | 29 | vs. Pittsburgh, 11/20/17 |
| | 28 | NORTHWESTERN, 1/5/18 |
| 3 PT FG PERCENTAGE | .625, 10-16 | at NC State, 11/29/17 |
| | .588, 10-17 | MINNESOTA (ot), 1/15/18 |
| FREE THROWS MADE | 26 | vs. Texas A&M, 11/21/17 |
| | 25 | at NC State, 11/29/17 |
| FREE THROW ATTEMPTS | 37 | at NC State, 11/29/17 |
| | 34 | at Maryland, 1/2/18 |
| FT PERCENTAGE | 1.000, 16-16 | at Ohio State, 1/25/18 |
| | 1.000, 6-6 | NORTHWESTERN, 1/5/18 |
| | .917, 11-12 | COLUMBIA, 11/17/17 |
| REBOUNDS | 45 | at Nebraska, 2/25/18 |
| | 45 | MINNESOTA (ot), 1/15/18 |
| | 40 | at Michigan State, 1/31/18 |
| | 40 | RIDER, 12/22/17 |
| ASSISTS | 18 | at Michigan State, 1/31/18 |
| | 18 | vs. Texas A&M, 11/21/17 |
| | 16 | at Northwestern, 1/20/18 |
| | 16 | at Iowa, 12/4/17 |
| STEALS | 9 | 2x, last at Purdue, 2/18/18 |
| | 8 | 4x, last NORTHWESTERN, 1/5/18 |
| BLOCKED SHOTS | 8 | CAMPBELL, 11/10/17 |
| | 7 | at Michigan State, 1/31/18 |
| | 7 | at NC State, 11/29/17 |
| TURNOVERS | 31 | FAIRLEIGH DICKINSON, 11/12/17 |
| | 20 | COLUMBIA, 11/17/17 |
| FOULS | 27 | CAMPBELL, 11/10/17 |
| | 23 | WISCONSIN, 12/4/17 |

OPPONENT TEAM LOWS

| | | |
|-----------------------|-------------|-----------------------------------|
| POINTS | 43 | RUTGERS, 1/27/18 |
| | 43 | COPPIN STATE, 12/30/17 |
| | 48 | ORAL ROBERTS, 11/24/17 |
| | 52 | at Illinois, 2/11/18 |
| | 54 | at George Mason, 12/17/17 |
| | 54 | GEORGE WASHINGTON, 12/9/17 |
| | 54 | vs. Pittsburgh, 11/20/17 |
| FIELD GOALS MADE | 14 | COPPIN STATE, 12/30/17 |
| | 16 | RUTGERS, 1/27/18 |
| FIELD GOAL ATTEMPTS | 46 | MARYLAND, 2/7/18 |
| | 46 | COPPIN STATE, 12/30/17 |
| | 47 | FAIRLEIGH DICKINSON, 11/12/17 |
| FG PERCENTAGE | .304, 14-46 | COPPIN STATE, 12/30/17 |
| | .310, 18-58 | vs. Pittsburgh, 11/20/17 |
| 3 PT FIELD GOALS MADE | 0 | at George Mason, 12/17/17 |
| | 1 | IOWA, 2/3/18 |
| 3 PT FG ATTEMPTS | 10 | 2x, last by IOWA, 2/3/18 |
| | 11 | WISCONSIN, 12/4/17 |
| 3 PT FG PERCENTAGE | .000, 0-14 | at George Mason, 12/17/17 |
| | .100, 1-10 | IOWA, 2/3/18 |
| FREE THROWS MADE | 2 | BINGHAMTON, 12/19/17 |
| | 4 | ORAL ROBERTS, 11/24/17 |
| FREE THROW ATTEMPTS | 5 | BINGHAMTON, 12/19/17 |
| | 6 | NORTHWESTERN, 1/5/18 |
| FT PERCENTAGE | .400, 2-5 | BINGHAMTON, 12/19/17 |
| | .467, 7-15 | MONTANA, 11/15/17 |
| REBOUNDS | 23 | MARYLAND, 2/7/18 |
| | 24 | COPPIN STATE, 12/30/17 |
| ASSISTS | 5 | GEORGE WASHINGTON, 12/9/17 |
| | 6 | at George Mason, 12/17/17 |
| STEALS | 2 | 2x, last MINNESOTA (ot), 1/15/18 |
| BLOCKED SHOTS | 0 | at Illinois, 2/11/18 |
| | 0 | vs. Pittsburgh, 11/20/17 |
| | 1 | 3x, last IOWA, 2/3/18 |
| TURNOVERS | 5 | at Maryland, 1/2/18 |
| | 7 | 2x, last at Northwestern, 1/20/18 |
| FOULS | 12 | at Maryland, 1/2/18 |
| | 13 | GEORGE WASHINGTON, 12/9/17 |
| | 13 | ORAL ROBERTS, 11/24/2017 |

Home games indicated by CAPS.

2017-18 INDIVIDUAL HIGHS

PENN STATE

| | | |
|-------------------------|-------------|---|
| Points | 33 | Shep Garner, Purdue-BTT, 3/3/18 |
| | 33 | Tony Carr vs MINNESOTA ot, 1/15/18 |
| | 33 | Tony Carr vs CAMPBELL, 11/10/17 |
| | 31 | Tony Carr vs Texas A&M, 11/21/17 |
| | 30 | Tony Carr vs. OHIO STATE, 2/15/18 |
| | 30 | Lamar Stevens vs NORTHWESTERN, 1/5/18 |
| | 29 | Tony Carr at NC State, 11/29/17 |
| Field Goals Made | 14 | Lamar Stevens vs NORTHWESTERN, 1/5/18 |
| | 12 | Tony Carr vs MINNESOTA ot, 1/15/18 |
| | 12 | Tony Carr at NC State, 11/29/17 |
| Field Goal Att. | 30 | Tony Carr vs MINNESOTA ot, 1/15/18 |
| | 25 | Tony Carr at NC State, 11/29/17 |
| FG Pct. min 10 made | .833, 10-12 | Lamar Stevens vs. MARYLAND, 2/7/18 |
| | .737, 14-19 | Lamar Stevens vs NORTHWESTERN, 1/5/18 |
| 3-Point FG Made | 6 | Shep Garner, Purdue-BTT, 3/3/18 |
| | 6 | Tony Carr, vs. Northwestern-BTT, 3/1/18 |
| | 6 | Shep Garner at Northwestern, 1/20/18 |
| | 6 | Shep Garner vs RIDER, 12/22/17 |
| | 5 | Shep Garner vs BINGHAMTON, 12/19/17 |
| | 5 | Shep Garner vs COLUMBIA, 11/17/17 |
| 3-Point FG Att. | 13 | Shep Garner at Illinois, 2/11/18 |
| | 11 | 4x, S. Garner last at Northwestern, 1/20/18 |
| 3-Pt FG Pct. min 3 made | 1,000, 4-4 | Tony Carr vs Pittsburgh, 11/20/17 |
| | .800, 4-5 | Tony Carr at Ohio State, 1/25/18 |
| | .800, 4-5 | Shep Garner at Ohio State, 1/25/18 |
| Free Throws Made | 13 | Tony Carr vs CAMPBELL, 11/10/17 |
| | 11 | Shep Garner, Purdue-BTT, 3/3/18 |
| Free Throw Att. | 15 | Tony Carr vs CAMPBELL, 11/10/17 |
| | 12 | Shep Garner, Purdue-BTT, 3/3/18 |
| | 12 | Tony Carr vs OHIO STATE, 2/15/18 |
| FT Pct. min 5 made | 1,000, 9-9 | Tony Carr vs FAIRLEIGH DICKINSON, 11/12/17 |
| | 1,000, 6-6 | Tony Carr at Michigan State, 1/31/18 |
| | 1,000, 6-6 | Tony Carr vs MINNESOTA ot, 1/15/18 |
| | 1,000, 6-6 | Tony Carr vs WISCONSIN, 12/4/17 |
| | 1,000, 6-6 | Lamar Stevens at Iowa, 12/2/17 |
| | 1,000, 6-6 | Nazeer Bostick at NC State, 11/29/17 |
| | 1,000, 6-6 | Nazeer Bostick vs COLUMBIA, 11/17/17 |
| | 1,000, 5-5 | Lamar Stevens, Ohio State-BTT, 3/3/18 |
| | 1,000 5-5 | Mike Watkins vs COPPIN STATE, 12/30/17 |
| Rebounds | 19 | Mike Watkins vs RUTGERS, 1/27/18 |
| | 17 | Mike Watkins vs NORTHWESTERN, 1/5/18 |
| | 17 | Mike Watkins at Maryland, 1/2/18 |
| Assists | 9 | Tony Carr vs BINGHAMTON, 12/19/17 |
| | 9 | Tony Carr at Iowa, 12/2/17 |
| Steals | 7 | Josh Reaves at Nebraska, 2/25/18 |
| | 6 | Jamari Wheeler at George Mason, 12/17/17 |
| Blocked Shots | 7 | Mike Watkins vs WISCONSIN, 12/4/17 |
| | 6 | Mike Watkins vs COLUMBIA, 11/17/17 |
| Minutes | 43 | Tony Carr vs MINNESOTA ot, 1/15/18 |
| | 41 | Shep Garner vs MINNESOTA ot, 1/15/18 |
| | 40 | Shep Garner, vs Ohio State-BTT, 3/3/18 |
| | 40 | Lamar Stevens vs MARYLAND, 2/7/18 |
| | 40 | Lamar Stevens vs MINNESOTA ot, 1/15/18 |
| | 40 | Tony Carr vs NEBRASKA ot, 1/12/18 |
| | 40 | Lamar Stevens vs NEBRASKA ot, 1/12/18 |

OPPONENT

| | | |
|-------------------------|-------------|--|
| Points | 39 | Chris Clemons, CAMPBELL, 11/10/17 |
| | 27 | Carsen Edwards, Purdue, 2/18/18 |
| | 25 | Keita Bates-Diop, Ohio State-BTT, 3/2/18 |
| | 25 | Keita Bates-Diop, Ohio State, 1/25/18 |
| | 25 | Nate Mason, MINNESOTA ot, 1/15/18 |
| | 24 | Dupree McBrayer, MINNESOTA ot, 1/15/18 |
| | 23 | Miles Bridges, Michigan State, 1/31/18 |
| | 23 | Tyler Cook, Iowa, 12/02/17 |
| Field Goals Made | 12 | Chris Clemons, CAMPBELL, 11/10/17 |
| | 10 | Keita Bates-Diop, Ohio State-BTT, 3/2/18 |
| | 10 | Jordan Murphy, MINNESOTA ot, 1/15/18 |
| | 10 | Robert Williams, Texas A&M, 11/21/17 |
| Field Goal Att. | 29 | Chris Clemons, CAMPBELL, 11/10/17 |
| | 22 | Mike Smith, COLUMBIA, 11/17/17 |
| FG Pct. min 10 made | .833, 10-12 | Robert Williams, Texas A&M, 11/21/17 |
| | .588, 10-17 | Jordan Murphy, MINNESOTA ot, 1/15/18 |
| 3-Point FG Made | 6 | Carsen Edwards, Purdue-BTT, 3/3/18 |
| | 5 | Jared Wilson-Frame, Pittsburgh, 11/20/17 |
| 3-Point FG Att. | 12 | Jared Wilson-Frame, Pittsburgh, 11/20/17 |
| | 11 | Scottie Lindsey, NORTHWESTERN, 1/5/18 |
| 3-Pt FG Pct. min 3 made | 1,000, 3-3 | Anthony Cowan, MARYLAND, 2/7/18 |
| | 1,000, 3-3 | Omer Yurtseven, NC State, 11/29/17 |
| | .800, 4-5 | Nate Mason, MINNESOTA ot, 1/15/18 |
| | .800, 4-5 | Sam Hunt, NC State, 11/29/17 |
| Free Throws Made | 13 | Chris Clemons, CAMPBELL, 11/10/17 |
| | 9 | Kevin Huerter, Maryland, 1/2/18 |
| | 9 | Justin Kier, George Mason, 12/17/17 |
| | 9 | Tyler Cook, Iowa, 12/2/17 |
| Free Throw Att. | 15 | Chris Clemons, CAMPBELL, 11/10/17 |
| | 13 | Tyler Cook, Iowa, 12/2/17 |
| FT Pct. min 5 made | 1,000, 9-9 | Kevin Huerter, Maryland, 1/2/18 |
| | 1,000, 9-9 | Justin Kier, George Mason, 12/17/17 |
| | 1,000, 7-7 | Duane Wilson, Texas A&M, 11/21/17 |
| | 1,000, 6-6 | Miles Bridges, Michigan State, 1/31/18 |
| | 1,000, 5-5 | Bruno Fernando, MARYLAND, 2/7/18 |
| | 1,000, 5-5 | Jae'Sean Tate, Ohio State, 1/25/18 |
| | 1,000, 5-5 | Keita Bates-Diop, Ohio State, 1/25/18 |
| Rebounds | 19 | Jordan Murphy, MINNESOTA ot, 1/15/18 |
| | 12 | Isaac Copeland, Nebraska, 2/25/18 |
| | 12 | Tyler Cook, Iowa, 12/2/17 |
| | 12 | Torin Dorn, NC State, 11/29/17 |
| Assists | 10 | Cassius Winston, Michigan State, 1/31/18 |
| | 7 | Stevie Jordan, RIDER, 12/22/17 |
| Steals | 3 | Zavier Simpson, MICHIGAN, 2/21/18 |
| | 3 | Carsen Edwards, Purdue, 2/18/18 |
| | 3 | Trent Frazier, Illinois, 2/11/18 |
| | 3 | Anthony Cowan, MARYLAND, 2/7/18 |
| | 3 | Zach McRoberts, Indiana, 1/9/18 |
| | 3 | Vic Law, NORTHWESTERN, 1/5/18 |
| | 3 | Willie Rodriguez, BINGHAMTON, 12/19/17 |
| | 3 | Markell Johnson, NC State, 11/29/17 |
| | 3 | Ahmaad Rorie, MONTANA, 11/15/17 |
| Blocked Shots | 3 | Kam Williams, Ohio State-BTT, 3/2/18 |
| | 3 | Barret Benson, Northwestern-BTT, 3/1/18 |
| | 3 | Duncan Robinson, MICHIGAN, 2/21/18 |
| | 3 | Jaren Jackson Jr., Michigan State, 1/31/18 |
| | 3 | Jack Nunge, Iowa, 12/2/17 |
| | 3 | Torin Dorn, NC State, 11/29/17 |

2017-18 POINTS-REBOUNDS-ASSISTS

| Opponent | Date | Score | 01 | | 03 | | 04 | | 05 | | 10 | | 11 | | 20 | |
|---------------------|------------|-------|------------|------------|------------|------------|-----------|------------|------------|-------|----|--|----|--|----|--|
| | | | ZEMGULIS,D | PIERCE,SAT | BOSTICK,NA | WHEELER,JA | CARR,TONY | STEVENS,LA | NUSSBAUM,T | | | | | | | |
| CAMPBELL | 11/10/17 | 86-75 | w | 2-1-0 | 4-5-0 | 4-2-0 | 4-0-0 | 33-9-7 | 8-6-0 | DNP | | | | | | |
| FAIRLEIGH DICKINSON | 11/12/17 | 81-57 | w | 3-1-0 | 0-3-0 | 12-2-0 | 0-3-0 | 20-4-7 | 12-7-4 | DNP | | | | | | |
| MONTANA | 11/15/17 | 70-57 | w | DNP | 2-2-1 | 2-1-0 | 0-2-3 | 7-2-2 | 25-7-2 | DNP | | | | | | |
| COLUMBIA | 11/17/17 | 79-65 | w | 0-4-1 | 11-3-0 | 10-8-3 | 7-2-4 | DNP | 14-6-2 | DNP | | | | | | |
| vs Pittsburgh | 11/20/17 | 85-54 | w | 0-1-0 | 2-1-1 | 10-2-4 | 1-1-2 | 16-6-5 | 10-8-2 | DNP | | | | | | |
| vs Texas A&M | 11/21/17 | 87-98 | L | DNP | 4-3-0 | 1-0-0 | 4-2-0 | 31-1-3 | 25-7-5 | DNP | | | | | | |
| ORAL ROBERTS | 11/24/2017 | 86-48 | w | 3-0-1 | 4-6-0 | 14-5-0 | 14-7-4 | 13-1-5 | 8-6-1 | 0-0-0 | | | | | | |
| at NC State | 11/29/17 | 78-85 | L | 0-0-0 | 2-0-0 | 6-3-1 | 1-0-2 | 29-7-1 | 13-8-1 | DNP | | | | | | |
| at Iowa | 12/02/17 | 77-73 | w | DNP | 0-2-0 | 0-1-1 | 0-1-4 | 16-6-9 | 22-5-0 | DNP | | | | | | |
| WISCONSIN | 12/4/17 | 63-64 | L | DNP | DNP | 0-0-1 | 0-1-1 | 16-9-1 | 4-6-3 | DNP | | | | | | |
| GEORGE WASHINGTON | 12/9/17 | 74-54 | w | 0-1-1 | DNP | DNP | 5-4-2 | 19-6-4 | 10-5-3 | DNP | | | | | | |
| at George Mason | 12/17/17 | 72-54 | w | DNP | 2-1-0 | 6-4-2 | 5-1-1 | DNP | 23-12-2 | DNP | | | | | | |
| BINGHAMTON | 12/19/17 | 80-65 | w | DNP | 0-1-0 | 2-2-0 | 5-3-0 | 15-4-9 | 16-8-1 | DNP | | | | | | |
| RIDER | 12/22/17 | 70-71 | L | DNP | 0-0-0 | 4-1-0 | 4-2-0 | 10-4-2 | 10-11-6 | DNP | | | | | | |
| COPPIN STATE | 12/30/17 | 88-43 | w | 5-1-0 | 0-4-1 | 7-2-1 | 4-7-4 | 21-3-4 | 11-5-2 | 0-0-0 | | | | | | |
| at Maryland | 01/02/18 | 69-75 | L | DNP | DNP | 5-1-0 | 4-4-2 | 16-3-8 | 15-2-1 | DNP | | | | | | |
| NORTHWESTERN | 1/5/18 | 78-63 | w | DNP | DNP | 2-1-1 | 4-2-5 | 12-4-5 | 30-5-2 | DNP | | | | | | |
| at Indiana | 01/09/18 | 70-74 | L | DNP | 0-1-0 | 5-5-0 | 1-1-2 | 28-2-3 | 20-7-1 | DNP | | | | | | |
| NEBRASKA | 1/12/18 | 76-74 | w | 0-2-0 | DNP | 7-5-0 | 0-5-3 | 17-4-8 | 26-7-2 | DNP | | | | | | |
| MINNESOTA | 1/15/18 | 84-95 | L | 0-0-0 | 0-1-0 | 8-3-2 | 0-4-2 | 33-6-3 | 12-7-1 | DNP | | | | | | |
| at Northwestern | 01/20/18 | 61-70 | L | 0-0-0 | DNP | 8-4-1 | 2-1-1 | 8-3-6 | 13-2-1 | DNP | | | | | | |
| at Ohio State | 01/25/18 | 82-79 | w | 5-1-1 | DNP | 3-1-0 | 0-0-0 | 28-5-5 | 15-6-1 | DNP | | | | | | |
| RUTGERS | 1/27/18 | 60-43 | w | 0-1-0 | DNP | 2-0-0 | 0-0-0 | 16-5-4 | 6-4-0 | DNP | | | | | | |
| at Michigan State | 1/31/18 | 68-76 | L | 0-0-0 | DNP | 0-2-1 | 0-0-0 | 28-6-7 | 18-4-1 | DNP | | | | | | |
| IOWA | 02/03/18 | 82-58 | w | 0-0-0 | DNP | 4-4-1 | 2-3-1 | 16-6-3 | 17-6-2 | DNP | | | | | | |
| MARYLAND | 2/7/18 | 74-70 | w | DNP | 0-1-0 | 2-1-0 | 0-1-3 | 16-1-6 | 25-4-2 | DNP | | | | | | |
| at Illinois | 02/11/18 | 74-52 | w | 0-0-0 | DNP | 7-1-3 | 2-2-3 | 15-6-6 | 11-6-2 | DNP | | | | | | |
| OHIO STATE | 2/15/18 | 79-56 | w | 0-0-0 | 0-0-0 | 4-2-0 | 2-1-0 | 30-5-3 | 7-6-2 | DNP | | | | | | |
| at Purdue | 02/18/18 | 73-76 | L | DNP | 2-2-0 | 6-4-1 | 0-2-1 | 19-5-5 | 13-6-1 | DNP | | | | | | |
| MICHIGAN | 2/21/18 | 63-72 | L | 0-1-0 | 2-0-0 | 2-0-0 | 0-0-0 | 21-5-6 | 19-8-3 | DNP | | | | | | |
| at Nebraska | 02/25/18 | 64-76 | L | DNP | 0-1-0 | 4-0-0 | 4-2-0 | 27-3-1 | 13-7-0 | DNP | | | | | | |
| vs Northwestern | 3/1/18 | 65-57 | w | DNP | 0-0-0 | 2-2-0 | 1-2-3 | 25-6-4 | 8-5-0 | DNP | | | | | | |
| vs Ohio State | 3/2/18 | 69-68 | w | DNP | DNP | 0-4-1 | 0-1-1 | 25-6-5 | 15-7-2 | DNP | | | | | | |
| vs Purdue | 3/3/18 | 70-78 | L | DNP | 3-2-0 | 4-3-0 | 0-0-1 | 12-9-4 | 14-6-1 | DNP | | | | | | |

| Opponent | Date | Score | 21 | | 22 | | 23 | | 24 | | 33 | | 35 | | 44 | |
|---------------------|------------|-------|------------|------------|------------|------------|------------|------------|------------|-------|----|--|----|--|----|--|
| | | | HARRAR,JOH | HAZLE,GRAN | REAVES,JOS | WATKINS,MI | GARNER,SHE | BUTTRICK,T | MOORE,JULI | | | | | | | |
| CAMPBELL | 11/10/17 | 86-75 | w | 0-0-0 | DNP | 15-8-1 | DNP | 8-2-3 | DNP | 8-6-0 | | | | | | |
| FAIRLEIGH DICKINSON | 11/12/17 | 81-57 | w | 2-2-0 | DNP | 17-9-4 | 15-5-1 | 0-2-1 | 0-1-0 | 0-0-0 | | | | | | |
| MONTANA | 11/15/17 | 70-57 | w | DNP | DNP | 12-2-1 | 8-6-0 | 12-5-3 | DNP | 2-3-0 | | | | | | |
| COLUMBIA | 11/17/17 | 79-65 | w | DNP | DNP | DNP | 11-14-0 | 26-1-1 | DNP | 0-3-0 | | | | | | |
| vs Pittsburgh | 11/20/17 | 85-54 | w | 4-1-0 | DNP | 10-5-0 | 13-5-0 | 13-3-2 | 2-3-0 | 4-4-0 | | | | | | |
| vs Texas A&M | 11/21/17 | 87-98 | L | 0-0-0 | DNP | 7-2-4 | 7-3-2 | 6-2-1 | DNP | 2-0-0 | | | | | | |
| ORAL ROBERTS | 11/24/2017 | 86-48 | w | 4-2-0 | 0-0-0 | 10-2-3 | 8-6-1 | 6-0-0 | 0-0-0 | 2-0-1 | | | | | | |
| at NC State | 11/29/17 | 78-85 | L | DNP | DNP | 9-5-5 | 8-14-1 | 10-1-1 | DNP | 0-2-0 | | | | | | |
| at Iowa | 12/02/17 | 77-73 | w | 0-0-0 | DNP | 8-3-3 | 19-7-0 | 12-2-2 | DNP | 0-1-0 | | | | | | |
| WISCONSIN | 12/4/17 | 63-64 | L | 0-0-0 | DNP | 7-3-5 | 22-8-0 | 13-2-1 | DNP | 1-2-0 | | | | | | |
| GEORGE WASHINGTON | 12/9/17 | 74-54 | w | 0-2-0 | DNP | 11-3-3 | 15-12-1 | 12-1-0 | 0-5-0 | 2-0-0 | | | | | | |
| at George Mason | 12/17/17 | 72-54 | w | 0-0-0 | DNP | 13-2-4 | 14-12-1 | 9-3-3 | 0-0-0 | DNP | | | | | | |
| BINGHAMTON | 12/19/17 | 80-65 | w | DNP | DNP | 15-2-4 | 12-11-1 | 15-1-2 | 0-0-0 | 0-2-0 | | | | | | |
| RIDER | 12/22/17 | 70-71 | L | 0-0-0 | DNP | 10-13-8 | 10-9-0 | 18-2-0 | DNP | 4-0-0 | | | | | | |
| COPPIN STATE | 12/30/17 | 88-43 | w | 3-1-0 | 0-0-0 | 12-4-7 | 11-6-2 | 9-2-1 | 3-1-0 | 2-3-0 | | | | | | |
| at Maryland | 01/02/18 | 69-75 | L | 0-0-0 | DNP | 9-4-6 | 17-17-1 | 3-2-1 | DNP | 0-1-1 | | | | | | |
| NORTHWESTERN | 1/5/18 | 78-63 | w | DNP | DNP | 7-6-1 | 18-17-0 | 2-2-1 | DNP | 3-1-0 | | | | | | |
| at Indiana | 01/09/18 | 70-74 | L | DNP | DNP | DNP | 10-12-1 | 6-1-0 | DNP | 0-1-1 | | | | | | |
| NEBRASKA | 1/12/18 | 76-74 | w | DNP | DNP | DNP | 20-15-0 | 6-4-2 | 0-0-0 | 0-1-0 | | | | | | |
| MINNESOTA | 1/15/18 | 84-95 | L | DNP | DNP | DNP | 20-11-1 | 11-1-3 | DNP | 0-0-0 | | | | | | |
| at Northwestern | 01/20/18 | 61-70 | L | DNP | DNP | DNP | 8-8-1 | 22-3-1 | DNP | 0-3-0 | | | | | | |
| at Ohio State | 01/25/18 | 82-79 | w | DNP | DNP | 10-3-1 | 7-5-0 | 14-0-2 | DNP | 0-0-0 | | | | | | |
| RUTGERS | 1/27/18 | 60-43 | w | 0-1-0 | DNP | 15-4-2 | 15-19-1 | 6-4-2 | DNP | 0-1-3 | | | | | | |
| at Michigan State | 1/31/18 | 68-76 | L | 0-0-0 | DNP | 6-7-2 | 8-5-1 | 6-2-0 | DNP | 2-2-1 | | | | | | |
| IOWA | 02/03/18 | 82-58 | w | 2-0-0 | DNP | 11-2-5 | 19-10-0 | 9-2-0 | DNP | 2-1-1 | | | | | | |
| MARYLAND | 2/7/18 | 74-70 | w | DNP | DNP | 14-9-1 | 11-5-1 | 6-0-1 | DNP | 0-2-0 | | | | | | |
| at Illinois | 02/11/18 | 74-52 | w | 0-0-0 | DNP | 10-3-1 | 10-4-0 | 16-2-4 | DNP | 3-1-1 | | | | | | |
| OHIO STATE | 2/15/18 | 79-56 | w | DNP | 0-0-0 | 12-4-6 | 11-10-3 | 13-2-0 | DNP | 0-2-0 | | | | | | |
| at Purdue | 02/18/18 | 73-76 | L | 0-0-0 | DNP | 7-7-5 | 3-2-0 | 17-4-0 | DNP | 6-1-1 | | | | | | |
| MICHIGAN | 2/21/18 | 63-72 | L | 2-1-0 | DNP | 8-7-1 | 0-0-0 | 3-1-0 | DNP | 6-3-0 | | | | | | |
| at Nebraska | 02/25/18 | 64-76 | L | 0-0-0 | DNP | 3-7-3 | DNP | 11-2-2 | DNP | 2-3-0 | | | | | | |
| vs Northwestern | 3/1/18 | 65-57 | w | 0-3-0 | DNP | 15-8-1 | DNP | 12-2-3 | DNP | 2-3-1 | | | | | | |
| vs Ohio State | 3/2/18 | 69-68 | w | 2-6-0 | DNP | 9-7-4 | DNP | 13-1-1 | DNP | 5-5-0 | | | | | | |
| vs Purdue | 3/3/18 | 70-78 | L | 4-1-0 | DNP | 0-5-2 | DNP | 33-3-1 | DNP | 0-1-0 | | | | | | |

PENN STATE: LAST TIME IT HAPPENED

TEAM WON / LOSS

| | |
|---------------------------------|---|
| BEAT TOP 25 TEAM | 3/2/18 vs. No. 13 Ohio State (69-68) |
| BEAT TOP 25 TEAM ROAD | 1/25/18 at 13/13 Ohio State (82-79) |
| BEAT TOP 10 TEAM | 2/15/18 vs. No. 8 Ohio State (79-56) |
| BEAT TOP 5 TEAM | 2/17/16 vs. No. 4/6 Iowa (79-75) |
| BEAT A BIG TEN TEAM BY 20+ | 2/15/18 vs. No. 8 Ohio State (79-56) |
| WON IN OVERTIME | 1/12/18 vs. Nebraska (76-74 (ot)) |
| LOST IN OVERTIME | 1/15/18 vs. Minnesota (L, 84-95 (ot)) |
| PLAYED DOUBLE OVERTIME | 3/6/16 vs. Illinois (W, 86-79 (2ot)) |
| PLAYED TRIPLE OVERTIME | 2/1/17 at Indiana (L, 110-102 (3ot)) |
| NEVER TRAILED | 1/5/2018 vs. Northwestern (78-63) |
| CAME FROM 20+ DOWN TO WIN | 3/15/95 (NIT) vs Miami (62-56) (-20) |
| CAME FROM 15+ DOWN TO WIN | 12/19/15 at Drexel (63-57) (-17) |
| CAME FROM 10-14 DOWN TO WIN | 1/14/17 vs. No. 24 Minnesota (52-50) (-14) |
| WON BIG TEN ROAD | 2/11/18 at Illinois (74-52) |
| WON BIG TEN NEUTRAL | 1/7/17 vs. Michigan State (The Palestra) (72-63) |
| WON TOP 25 BIG TEN ROAD | 1/25/18 at 13/13 Ohio State (82-79) |
| WON NON-CONFERENCE ROAD | 12/17/17 at George Mason, (72-54) |
| WON NON-CONFERENCE NEUTRAL | 11/20/17 vs. Pittsburgh (85-54) |
| LOST BIG TEN AT HOME | 2/21/18 vs. Michigan (63-72) |
| LOST NON-CONFERENCE AT BJC | 12/22/17 vs. Rider (70-71) |
| LOST NON-CONFERENCE AT REC HALL | 12/14/13 vs. Princeton (71-69 (ot)) - at Rec Hall |

TEAM SCORING

| | |
|-------------------------------|--|
| SCORED 100+ | 2/1/17 at Indiana (102 (3ot)) |
| ALLOWED 100+ | 2/1/17 at Indiana (110 (3ot)) |
| BOTH TEAMS SCORED 100+ | 2/1/17 at Indiana (L, 110-102 (3ot)) |
| SCORED 90+ | 12/18/16 vs. St. John's (92); 12/21/16 vs. Morgan State (96) |
| ALLOWED 90+ | 1/15/18 vs. Minnesota (95-84 (ot)) |
| SCORED 80+ | 2/3/18 vs. Iowa (82-58) |
| CONSECUTIVE GAMES SCORING 80+ | 3; 11/20/17 vs. Pittsburgh (85) 11/21/17 vs. 16/19 Texas A&M (87), 11/24/17 vs. Oral Roberts (86) 3; 11/11/16 vs. Albany (81), 11/13/16 vs. Duquesne (82), 11/15/16 vs. Grand Canyon (85) |
| SCORED UNDER 50 | 1/25/16 at Ohio State (46) |
| SCORED UNDER 40 | 2/21/15 at Northwestern (39) |
| SCORED 60+ IN A HALF | 12/19/09 vs. Gardner-Webb (60 2nd) |
| SCORED 50+ IN FIRST HALF | 12/18/16 vs. St. John's (52) |
| SCORED 50+ IN SECOND HALF | 11/10/17 vs. Campbell (50) |
| SCORED 45+ IN FIRST HALF | 2/15/18 vs. No. 8 Ohio State (45) |
| BENCH SCORED 50+ | 12/7/05 vs. UMKC (50) |
| OPP SCORED 45 OR LESS | 1/27/18 vs. Rutgers (43) |
| CONSECUTIVE OPP BELOW 45 | 2009 at Temple (45) & UMBC (42) |
| OPP SCORED 40 OR LESS | 3/6/14 at Northwestern (32) |
| CONSECUTIVE OPP BELOW 40 | 2007 vs. Princeton (38) & Denver (39) |
| OPP SCORED 10 OR LESS IN HALF | 12/15/07 Denver (10) |
| OPP SCORED 15 OR LESS IN HALF | 2/7/15 Nebraska (13) |

TEAM SHOOTING

| | |
|--------------------------|---|
| SHOT 60%+ FG | 11/25/09 vs. Sacred Heart (63.8%) |
| SHOT 60%+ FG IN BIG TEN | 1/3/06 vs Northwestern (64.0%) |
| SHOT 50%+ FG IN BIG TEN | 2/18/18 at Purdue (28-56, 50.0%) |
| SHOT 70% IN HALF | 1/5/18 vs. Northwestern (17-24, 70.8%) |
| SHOT 60% IN HALF | 1/25/18 at 13/13 Ohio State (2nd, 15-25, 60.0%) |
| SHOT UNDER 30% | 11/20/15 at Duquesne (19-64, 29.7%) |
| SHOT 70%+ FROM 3PT | PSU record - 1/25/18 at 13/13 Ohio State (11-14, 78.6%) |
| SHOT 60%+ FROM 3PT | 11/28/10 vs. Furman (12-19, 63.2%) |
| SHOT 50%+ FROM 3PT | 2/18/18 at Purdue (9-18, 50.0%) |
| SHOT 95%+ FROM FT | 3/13/11 vs Ohio State (9-9, 100%) |
| SHOT 90%+ FROM FT | 2/11/17 at Illinois (18-20, 90%) |
| SHOT 85%+ FROM FT | 12/21/16 vs Morgan State (21-24, 87.5%) |
| SHOT 40% OR LESS FT..... | 1/25/16 at Ohio State (2-5, 40%) |
| SHOT 0.0% FT..... | 1/3/12 at Wisconsin (0-1, 0.0%) |

| | |
|-----------------------|----------------------------------|
| OPP SHOT 60%+ FG | 12/31/14 at Wisconsin (63.8%) |
| OPP SHOT BELOW 30% FG | 1/1/17 at Rutgers (18-63, 28.6%) |
| OPP SHOT 0.0% 3FG | 12/17/17 at George Mason (0-14) |

TEAM REBOUNDING

| | |
|-------------------------|-----------------------------|
| 50+ REBOUNDS | 12/29/12 vs. Duquesne (50) |
| 45+ REBOUNDS | 1/12/18 vs. Nebraska (48) |
| 20+ OFFENSIVE REBS | 11/29/17 at N.C. State (20) |
| 20 OR LESS REBOUNDS | 2/29/12 at Purdue (17) |
| OPP 20 OR LESS REBOUNDS | 2/11/17 at Illinois (20) |

TEAM STEALS, ASSISTS, TURNOVERS, BLOCKS

| | |
|----------------------------|---|
| 15+ STEALS | 11/12/17 vs. Fairleigh Dickinson (18) |
| 10+ STEALS | 2/25/18 at Nebraska (11) |
| 30+ ASSISTS | 12/30/06 vs. VMI (36) |
| 20+ ASSISTS | 2/11/18 at Illinois (20) |
| CONSEC. GAMES/ 20+ ASSISTS | 1/2/18 at Maryland (20) & 12/30/17 vs. Coppin St. (22) 12/18/16 vs. St. John's (23), 12/21/16 vs Morgan State (23) 11/13/16 vs. Duquesne (20), 11/15/16 vs. Grand Canyon (20) |
| 5 OR FEWER TURNOVERS | 3/1/18 vs. Northwestern-BTT (5) |
| 20 + TURNOVERS | 11/12/17 vs. Fairleigh Dickinson (23) |
| OPP 25+ TURNOVERS | 11/12/17 Fairleigh Dickinson (31) |
| 10+ BLOCKS | 12/22/17 vs. Rider (12) |
| 10 PLAYERS 10+ MINUTES | 12/19/09 vs. Gardner-Webb (10) |

INDIVIDUAL SCORING

| | |
|---------------------------|--|
| PLAYER 40+ POINTS | Jesse Arnelle (40) vs. Temple, 1/29/1955 |
| PLAYER 35+ POINTS | D.J. Newbill (37) vs. Purdue, 1/17/2015 |
| PLAYER 30-34 POINTS | Shep Garner (33) vs. Purdue-BTT, 3/3/18 |
| 3 PLAYERS 20+ POINTS | Claxton, Cornley, Hassell vs. VMI, 12/30/2006 |
| 2 PLAYERS 20+ POINTS | Tony Carr (33) & Mike Watkins (20) vs. Minnesota ot (1/15/18) |
| 6+ PLAYERS 10+ POINTS | 11/20/17 vs. Pittsburgh (6) |
| 5+ PLAYERS 10+ POINTS | 2/11/18 at Illinois (5) |
| 2+ PLAYERS DOUBLE-DOUBLES | 12/22/17 vs. Rider Josh Reaves (10 pts/13 reb) & Mike Watkins (10 pts/11 reb) |

MISC. INDIVIDUAL

| | |
|---------------------------------|---|
| PLAYER 20+ REBOUNDS | Aaron Johnson (21) vs. Northwestern, 1/22/05 |
| PLAYER 15+ REBOUNDS | Mike Watkins (19) vs. Rutgers, 1/27/18 |
| PLAYER 10+ ASSISTS | Tony Carr (14) at Indiana (3ot), 2/1/17 |
| PLAYER 5+ STEALS | Josh Reaves (7) at Nebraska, 2/25/18 |
| PLAYER 5+ BLOCKS | Mike Watkins (7) vs. Wisconsin, 12/4/17 |
| PLAYER 5+ BLOCKS, Consec. Games | Mike Watkins (5) vs. Albany, 11/11/16; Duquesne, 11/13/16 |
| PLAYER 6+ THREES | Shep Garner (8) at Boston College, 12/2/15 Shep Garner (6) at Northwestern, 1/20/18 Shep Garner (6) vs. Rider, 12/22/17 Shep Garner (6) vs. Rutgers, 2/4/17 Shep Garner (6) at St. John's, 12/18/16 |

2017-18 PENN STATE BOX SCORES

Official Basketball Box Score -- Game Totals -- Final Statistics Campbell vs Penn State 11/10/17 4:01 p.m. at University Park, Pa. (Bryce Jordan Ctr)

1

Campbell 75 • 0-1

| # | Player | Total | | 3-Ptr | Rebounds | | | PF | TP | A | TO | Blk | Stl | Min | |
|--------|-------------------|--------|--------|-------|----------|-----|-----|----|----|----|----|-----|-----|-----|-----|
| | | FG-FGA | FG-FGA | | FT-FTA | Off | Def | | | | | | | | Tot |
| 25 | EUDY, Andrew | f | 5-10 | 1-1 | 0-0 | 5 | 4 | 9 | 4 | 11 | 3 | 2 | 2 | 1 | 32 |
| 22 | WHITFIELD, Shane | f | 2-2 | 0-0 | 3-4 | 0 | 2 | 2 | 5 | 7 | 0 | 3 | 1 | 0 | 24 |
| 02 | CLEMONS, Chris | g | 12-29 | 2-10 | 13-15 | 1 | 6 | 7 | 2 | 39 | 4 | 5 | 0 | 1 | 37 |
| 22 | GENSLER, Cory | g | 1-6 | 0-3 | 0-0 | 1 | 5 | 6 | 2 | 2 | 0 | 2 | 1 | 2 | 39 |
| 34 | BURK, Marcus | g | 0-6 | 0-4 | 0-0 | 1 | 2 | 3 | 5 | 0 | 1 | 2 | 0 | 0 | 18 |
| 01 | OLIVER, Damontez | g | 3-5 | 3-5 | 0-0 | 0 | 1 | 1 | 4 | 9 | 0 | 1 | 1 | 0 | 14 |
| 02 | NELSON, Ja'Cor | g | 0-0 | 0-0 | 0-0 | 0 | 0 | 0 | 3 | 0 | 0 | 1 | 1 | 0 | 6 |
| 11 | WHITFIELD, Jordan | g | 0-0 | 0-0 | 0-0 | 0 | 0 | 0 | 0 | 0 | 0 | 0 | 0 | 0 | 6 |
| 15 | LADO, Mogga | g | 2-4 | 0-0 | 3-4 | 2 | 5 | 7 | 1 | 7 | 0 | 2 | 1 | 1 | 23 |
| 21 | CLUXTON, Brooks | g | 0-0 | 0-0 | 0-0 | 0 | 1 | 1 | 0 | 0 | 0 | 0 | 1 | 0 | 1 |
| Team | | | | | | 1 | 0 | 1 | 1 | | | | | | |
| Totals | | | 25-62 | 6-23 | 19-23 | 11 | 26 | 37 | 27 | 75 | 8 | 18 | 8 | 5 | 200 |

FG % 1st Half: 11-31 35.5% 2nd half: 14-31 45.2% Game: 25-62 40.3% Deadball Rebounds 1,1
3FG % 1st Half: 2-10 20.0% 2nd half: 4-13 30.8% Game: 6-23 26.1%
FT % 1st Half: 4-5 80.0% 2nd half: 15-18 83.3% Game: 19-23 82.6%

Penn State 86 • 1-0

| # | Player | Total | | 3-Ptr | Rebounds | | | PF | TP | A | TO | Blk | Stl | Min | |
|--------|------------------|--------|--------|-------|----------|-----|-----|----|----|----|----|-----|-----|-----|-----|
| | | FG-FGA | FG-FGA | | FT-FTA | Off | Def | | | | | | | | Tot |
| 11 | Stevens, Lamar | f | 2-7 | 1-2 | 3-4 | 1 | 5 | 6 | 5 | 8 | 0 | 6 | 2 | 0 | 28 |
| 23 | Reaves, Josh | f | 4-11 | 0-3 | 7-8 | 3 | 5 | 8 | 2 | 15 | 1 | 4 | 1 | 3 | 31 |
| 44 | Moore, Julian | f | 2-5 | 0-0 | 4-6 | 4 | 2 | 6 | 1 | 8 | 0 | 1 | 1 | 0 | 27 |
| 10 | Carr, Tony | g | 9-23 | 2-5 | 13-15 | 2 | 7 | 9 | 3 | 33 | 7 | 1 | 0 | 1 | 35 |
| 33 | Garner, Shep | g | 2-9 | 2-8 | 2-2 | 1 | 1 | 2 | 1 | 8 | 3 | 0 | 0 | 0 | 35 |
| 01 | Zemgulis, Deivis | g | 1-1 | 0-0 | 0-0 | 1 | 0 | 1 | 1 | 2 | 0 | 0 | 0 | 0 | 3 |
| 03 | Pierce, Satchel | g | 0-0 | 0-0 | 4-6 | 1 | 4 | 5 | 1 | 4 | 0 | 0 | 0 | 0 | 11 |
| 04 | Bostick, Nazeer | g | 2-6 | 0-0 | 0-0 | 0 | 2 | 2 | 4 | 4 | 0 | 2 | 0 | 2 | 14 |
| 05 | Wheeler, Jamari | g | 2-3 | 0-1 | 0-0 | 0 | 0 | 0 | 5 | 4 | 0 | 0 | 0 | 1 | 15 |
| 21 | Harrar, John | g | 0-0 | 0-0 | 0-0 | 0 | 0 | 0 | 1 | 0 | 0 | 0 | 0 | 0 | 1 |
| Team | | | | | | 2 | 3 | 5 | | | | | | | |
| Totals | | | 24-65 | 5-19 | 33-41 | 15 | 29 | 44 | 24 | 86 | 11 | 14 | 4 | 8 | 200 |

FG % 1st Half: 11-35 31.4% 2nd half: 13-30 43.3% Game: 24-65 36.9% Deadball Rebounds 7
3FG % 1st Half: 3-14 21.4% 2nd half: 2-5 40.0% Game: 5-19 26.3%
FT % 1st Half: 11-14 78.6% 2nd half: 22-27 81.5% Game: 33-41 80.5%

Officials: Larry Sciroto, Edwin Young, Bret Wegenke
Technical fouls: Campbell-TEAM, Penn State-None.
Attendance:

| Score by periods | 1st | 2nd | Total |
|------------------|-----|-----|-------|
| Campbell | 28 | 47 | 75 |
| Penn State | 36 | 50 | 86 |

| Points | In | Off | 2nd | Fast | Bench |
|----------|----|-----|-----|------|-------|
| CAMPBELL | 34 | 14 | 6 | 10 | 16 |
| PSU | 38 | 12 | 14 | 8 | 14 |

Last FG - CAMPBELL 2nd-00:21, PSU 2nd-00:39.
Largest lead - CAMPBELL by 2 1st-19:25, PSU by 17 2nd-12:13.
CAMPBELL led for 01:37, PSU led for 33:51. Game was tied for 04:32.

Score tied - 4 times.
Lead changed - 3 times.

Official Basketball Box Score -- Game Totals -- Final Statistics Fairleigh Dickinson vs Penn State 11/12/17 5:01 p.m. at University Park, Pa. (Bryce Jordan Ctr)

2

Fairleigh Dickinson 57 • 0-2

| # | Player | Total | | 3-Ptr | Rebounds | | | PF | TP | A | TO | Blk | Stl | Min | |
|--------|--------------------|--------|--------|-------|----------|-----|-----|----|----|----|----|-----|-----|-----|-----|
| | | FG-FGA | FG-FGA | | FT-FTA | Off | Def | | | | | | | | Tot |
| 12 | BISHOP, Kaleb | f | 0-3 | 0-0 | 1-2 | 0 | 6 | 6 | 5 | 1 | 0 | 2 | 1 | 0 | 17 |
| 14 | WILLIAMS, Elyjah | f | 3-6 | 0-0 | 1-2 | 1 | 3 | 4 | 5 | 7 | 4 | 3 | 0 | 1 | 24 |
| 34 | HOLLOWAY Jr., Mike | f | 6-12 | 1-2 | 6-7 | 2 | 2 | 4 | 2 | 19 | 1 | 3 | 1 | 2 | 36 |
| 01 | EDGE, Darnell | g | 1-6 | 0-2 | 0-0 | 0 | 1 | 1 | 3 | 2 | 2 | 2 | 0 | 0 | 27 |
| 03 | JENKINS, Jahli | g | 5-11 | 1-2 | 3-5 | 1 | 3 | 4 | 0 | 14 | 4 | 6 | 0 | 1 | 34 |
| 05 | MORGAN, Noah | g | 3-4 | 1-1 | 0-0 | 0 | 4 | 4 | 3 | 7 | 0 | 6 | 0 | 1 | 19 |
| 10 | McNAMARA, Pat | g | 2-4 | 2-3 | 0-0 | 0 | 1 | 1 | 2 | 6 | 0 | 2 | 0 | 2 | 24 |
| 13 | SCHROBACK, Mike | g | 0-1 | 0-0 | 0-0 | 0 | 1 | 1 | 0 | 0 | 0 | 5 | 0 | 1 | 8 |
| 20 | RHODEN, Dondre | g | 0-0 | 0-0 | 1-2 | 0 | 0 | 0 | 1 | 1 | 0 | 0 | 0 | 0 | 6 |
| 35 | MILLER, Malik | g | 0-0 | 0-0 | 0-0 | 0 | 0 | 0 | 0 | 0 | 0 | 0 | 1 | 0 | 5 |
| Team | | | | | | 0 | 1 | 1 | | | | | | | |
| Totals | | | 20-47 | 5-10 | 12-18 | 4 | 22 | 26 | 21 | 57 | 11 | 31 | 3 | 8 | 200 |

FG % 1st Half: 10-22 45.5% 2nd half: 10-25 40.0% Game: 20-47 42.6% Deadball Rebounds 5
3FG % 1st Half: 4-7 57.1% 2nd half: 1-3 33.3% Game: 5-10 50.0%
FT % 1st Half: 5-10 50.0% 2nd half: 7-8 87.5% Game: 12-18 66.7%

Penn State 81 • 2-0

| # | Player | Total | | 3-Ptr | Rebounds | | | PF | TP | A | TO | Blk | Stl | Min | |
|--------|------------------|--------|--------|-------|----------|-----|-----|----|----|----|----|-----|-----|-----|-----|
| | | FG-FGA | FG-FGA | | FT-FTA | Off | Def | | | | | | | | Tot |
| 11 | Stevens, Lamar | f | 5-11 | 0-1 | 2-2 | 1 | 6 | 7 | 0 | 12 | 4 | 3 | 1 | 2 | 33 |
| 24 | Watkins, Mike | f | 6-9 | 0-0 | 3-5 | 2 | 3 | 5 | 2 | 15 | 1 | 3 | 3 | 2 | 20 |
| 10 | Carr, Tony | g | 5-10 | 1-2 | 9-9 | 0 | 4 | 4 | 0 | 20 | 7 | 2 | 0 | 3 | 30 |
| 23 | Reaves, Josh | g | 7-10 | 2-3 | 1-2 | 3 | 6 | 9 | 4 | 17 | 4 | 3 | 1 | 4 | 30 |
| 33 | Garner, Shep | g | 0-7 | 0-6 | 0-0 | 1 | 2 | 3 | 0 | 1 | 2 | 0 | 2 | 2 | 25 |
| 01 | Zemgulis, Deivis | g | 1-3 | 1-2 | 0-0 | 1 | 0 | 1 | 0 | 3 | 0 | 2 | 0 | 1 | 7 |
| 03 | Pierce, Satchel | g | 0-4 | 0-0 | 0-1 | 2 | 1 | 3 | 3 | 0 | 0 | 3 | 0 | 0 | 11 |
| 04 | Bostick, Nazeer | g | 5-7 | 0-0 | 2-3 | 1 | 1 | 2 | 0 | 12 | 0 | 2 | 0 | 1 | 20 |
| 05 | Wheeler, Jamari | g | 0-5 | 0-2 | 0-0 | 2 | 1 | 3 | 2 | 0 | 0 | 2 | 0 | 2 | 14 |
| 21 | Harrar, John | g | 1-1 | 0-0 | 0-0 | 2 | 0 | 2 | 2 | 2 | 0 | 1 | 0 | 1 | 7 |
| 35 | Buttrick, Trent | g | 0-0 | 0-0 | 0-0 | 0 | 1 | 1 | 0 | 0 | 0 | 0 | 0 | 0 | 1 |
| 44 | Moore, Julian | g | 0-0 | 0-0 | 0-0 | 0 | 0 | 0 | 0 | 0 | 0 | 0 | 0 | 0 | 2 |
| Team | | | | | | 3 | 0 | 3 | | | | | | | |
| Totals | | | 30-67 | 4-16 | 17-22 | 18 | 24 | 42 | 18 | 81 | 17 | 23 | 5 | 18 | 200 |

FG % 1st Half: 14-29 48.3% 2nd half: 16-38 42.1% Game: 30-67 44.8% Deadball Rebounds 2
3FG % 1st Half: 3-8 37.5% 2nd half: 1-8 12.5% Game: 4-16 25.0%
FT % 1st Half: 14-17 82.4% 2nd half: 3-5 60.0% Game: 17-22 77.3%

Officials: Terry Oglesby, Donnie Eppley, John Floyd
Technical fouls: Fairleigh Dickinson-BISHOP, Kaleb, Penn State-Pierce, Satchel.
Attendance: 5802

| Score by periods | 1st | 2nd | Total |
|---------------------|-----|-----|-------|
| Fairleigh Dickinson | 29 | 28 | 57 |
| Penn State | 45 | 36 | 81 |

| Points | In | Off | 2nd | Fast | Bench |
|--------|----|-----|-----|------|-------|
| FDU | 30 | 20 | 3 | 10 | 14 |
| PSU | 46 | 29 | 14 | 18 | 17 |

Last FG - FDU 2nd-02:27, PSU 2nd-01:02.
Largest lead - FDU by 7 1st-13:37, PSU by 28 2nd-07:18.
FDU led for 07:14, PSU led for 29:58. Game was tied for 02:48.

Score tied - 2 times.
Lead changed - 5 times.

Official Basketball Box Score -- Game Totals -- Final Statistics Montana vs Penn State 11/15/17 7:01 p.m. at University Park, Pa. (Bryce Jordan Ctr)

3

Montana 57 • 2-1

| # | Player | Total | | 3-Ptr | Rebounds | | | PF | TP | A | TO | Blk | Stl | Min | |
|--------|-------------------|--------|--------|-------|----------|-----|-----|----|----|----|----|-----|-----|-----|-----|
| | | FG-FGA | FG-FGA | | FT-FTA | Off | Def | | | | | | | | Tot |
| 15 | AKOH, Jamar | f | 3-8 | 1-2 | 4-8 | 3 | 3 | 6 | 3 | 11 | 0 | 1 | 2 | 2 | 34 |
| 20 | KRSLOVIC, Fabijan | f | 2-2 | 0-0 | 2-2 | 0 | 7 | 7 | 3 | 6 | 0 | 3 | 1 | 2 | 25 |
| 00 | OGUINE, Michael | g | 6-15 | 2-5 | 1-5 | 2 | 5 | 7 | 3 | 15 | 0 | 0 | 1 | 0 | 34 |
| 14 | RORIE, Ahmaad | g | 7-18 | 2-9 | 0-0 | 0 | 3 | 3 | 3 | 16 | 4 | 4 | 0 | 3 | 38 |
| 24 | MOOREHEAD, Bobby | g | 1-4 | 0-3 | 0-0 | 0 | 2 | 2 | 1 | 2 | 2 | 3 | 1 | 2 | 34 |
| 01 | FALLS, Timmy | g | 0-1 | 0-1 | 0-0 | 0 | 1 | 1 | 1 | 0 | 0 | 1 | 0 | 0 | 7 |
| 03 | BEVENS, Niko | g | 0-0 | 0-0 | 0-0 | 0 | 0 | 0 | 0 | 0 | 0 | 0 | 0 | 0 | 1 |
| 04 | PRIDGETT, Sayeed | g | 2-6 | 1-1 | 0-0 | 2 | 1 | 3 | 4 | 5 | 3 | 2 | 0 | 0 | 20 |
| 05 | NICHOLAS, Karl | g | 1-2 | 0-0 | 0-0 | 2 | 1 | 3 | 4 | 2 | 0 | 0 | 0 | 0 | 7 |
| 10 | ESPE, Lars | g | 0-0 | 0-0 | 0-0 | 0 | 0 | 0 | 0 | 0 | 0 | 0 | 0 | 0 | 0+ |
| 13 | SPOJA, Trevor | g | 0-0 | 0-0 | 0-0 | 0 | 0 | 0 | 0 | 0 | 0 | 0 | 0 | 0 | 0+ |
| 40 | BESOVIC, Admir | g | 0-0 | 0-0 | 0-0 | 0 | 0 | 0 | 0 | 0 | 0 | 0 | 0 | 0 | 0+ |
| Team | | | | | | 1 | 1 | 2 | | | | | | | |
| Totals | | | 22-56 | 6-21 | 7-15 | 10 | 24 | 34 | 22 | 57 | 9 | 15 | 5 | 9 | 200 |

FG % 1st Half: 12-25 48.0% 2nd half: 10-31 32.3% Game: 22-56 39.3% Deadball Rebounds 4
3FG % 1st Half: 2-8 25.0% 2nd half: 4-13 30.8% Game: 6-21 28.6%
FT % 1st Half: 3-6 50.0% 2nd half: 4-9 44.4% Game: 7-15 46.7%

Penn State 70 • 3-0

2017-18 PENN STATE BOX SCORES

Official Basketball Box Score -- Game Totals -- Final Statistics
Penn State vs Pittsburgh
11/20/17 9:30 P.M. at Barclays Center (Brooklyn, N.Y.)

5

Penn State 85 • 5-0

| # | Player | Total | | | 3-Ptr | | | Rebounds | | | PF | TP | A | TO | Blk | Stl | Min |
|--------|------------------|-------|-------|------|-------|----|-----|----------|-----|-----|----|----|---|----|-----|-----|-----|
| | | FG | FGA | FT | FTA | FG | FGA | FT | FTA | Off | | | | | | | |
| 11 | STEVENS, Lamar | f | 4-11 | 0-4 | 2-2 | 1 | 7 | 8 | 1 | 10 | 2 | 1 | 2 | 0 | 0 | 26 | |
| 24 | WATKINS, Mike | f | 6-6 | 0-0 | 1-2 | 0 | 5 | 5 | 1 | 13 | 0 | 1 | 3 | 1 | 22 | | |
| 10 | CARR, Tony | g | 6-9 | 4-4 | 0-0 | 0 | 6 | 6 | 1 | 16 | 5 | 2 | 0 | 1 | 26 | | |
| 23 | REAVES, Josh | g | 4-8 | 2-4 | 0-0 | 2 | 3 | 5 | 1 | 10 | 0 | 2 | 0 | 3 | 21 | | |
| 33 | GARNER, Shep | g | 5-10 | 3-8 | 0-0 | 0 | 3 | 3 | 1 | 13 | 2 | 1 | 0 | 0 | 26 | | |
| 01 | ZEMGULIS, Deivis | g | 0-1 | 0-1 | 0-0 | 1 | 0 | 1 | 0 | 1 | 0 | 0 | 0 | 0 | 8 | | |
| 03 | PIERCE, Satchel | g | 0-1 | 0-0 | 2-5 | 0 | 1 | 1 | 3 | 2 | 1 | 1 | 0 | 0 | 10 | | |
| 04 | BOSTICK, Nazeer | g | 4-5 | 0-0 | 2-4 | 1 | 1 | 2 | 0 | 10 | 4 | 0 | 0 | 4 | 20 | | |
| 05 | WHEELER, Jamari | g | 0-1 | 0-1 | 1-2 | 0 | 1 | 1 | 3 | 1 | 2 | 0 | 0 | 1 | 19 | | |
| 21 | HARRAR, John | g | 2-3 | 0-0 | 0-1 | 1 | 0 | 1 | 0 | 4 | 0 | 0 | 0 | 0 | 5 | | |
| 35 | BUTTRICK, Trent | g | 1-2 | 0-0 | 0-2 | 2 | 1 | 3 | 2 | 2 | 0 | 1 | 0 | 0 | 3 | | |
| 44 | MOORE, Julian | g | 2-2 | 0-0 | 0-0 | 2 | 2 | 4 | 1 | 4 | 0 | 2 | 0 | 0 | 14 | | |
| Team | | | | | | 2 | 2 | 2 | | | | | | | | | |
| Totals | | | 34-59 | 9-22 | 8-18 | 10 | 32 | 42 | 15 | 85 | 16 | 11 | 5 | 10 | 200 | | |

FG % 1st Half: 18-34 52.9% 2nd half: 16-25 64.0% Game: 34-59 57.6% Deadball Rebounds 3,1
 3FG % 1st Half: 7-15 46.7% 2nd half: 2-7 28.6% Game: 9-22 40.9%
 FT % 1st Half: 4-6 66.7% 2nd half: 4-12 33.3% Game: 8-18 44.4%

Pittsburgh 54 • 1-3

| # | Player | Total | | | 3-Ptr | | | Rebounds | | | PF | TP | A | TO | Blk | Stl | Min |
|--------|---------------------|-------|-------|-------|-------|----|-----|----------|-----|-----|----|----|---|----|-----|-----|-----|
| | | FG | FGA | FT | FTA | FG | FGA | FT | FTA | Off | | | | | | | |
| 04 | LUTHER, Ryan | f | 2-11 | 1-5 | 1-2 | 3 | 6 | 9 | 2 | 6 | 1 | 1 | 0 | 1 | 29 | | |
| 21 | BROWN, Terrell | f | 1-3 | 0-0 | 0-0 | 0 | 1 | 1 | 1 | 2 | 0 | 2 | 0 | 0 | 11 | | |
| 00 | WILSON-FRAME, Jared | g | 6-19 | 5-12 | 0-0 | 2 | 0 | 2 | 2 | 17 | 1 | 3 | 0 | 1 | 25 | | |
| 02 | MILLIGAN, Jonathan | g | 3-5 | 1-2 | 1-3 | 0 | 1 | 1 | 0 | 8 | 2 | 0 | 0 | 0 | 19 | | |
| 13 | DAVIS, Khameron | g | 0-0 | 0-0 | 0-1 | 0 | 3 | 3 | 1 | 0 | 1 | 1 | 0 | 0 | 21 | | |
| 01 | STEWART, Parker | g | 1-7 | 1-5 | 0-0 | 0 | 1 | 1 | 1 | 3 | 1 | 0 | 0 | 0 | 20 | | |
| 05 | CARR, Marcus | g | 3-6 | 1-2 | 2-2 | 0 | 1 | 1 | 1 | 9 | 1 | 4 | 0 | 1 | 23 | | |
| 15 | CHUKWUKA, Kene | g | 0-0 | 0-0 | 0-0 | 1 | 2 | 3 | 4 | 0 | 1 | 0 | 0 | 1 | 15 | | |
| 23 | STEVENSON, Shamiel | g | 1-5 | 0-1 | 0-0 | 0 | 0 | 0 | 0 | 2 | 3 | 0 | 0 | 0 | 13 | | |
| 04 | GEORGE, Samson | g | 0-0 | 0-0 | 1-2 | 0 | 1 | 1 | 3 | 1 | 0 | 0 | 0 | 0 | 6 | | |
| 33 | BOYKINS, Monty | g | 1-2 | 1-2 | 1-2 | 0 | 1 | 1 | 2 | 4 | 0 | 2 | 0 | 1 | 10 | | |
| 42 | ILEGOMAH, Peace | g | 0-0 | 0-0 | 2-2 | 2 | 2 | 4 | 4 | 2 | 0 | 1 | 0 | 0 | 8 | | |
| Team | | | | | | 2 | 3 | 5 | | | | | | | | | |
| Totals | | | 18-58 | 10-29 | 8-14 | 10 | 22 | 32 | 21 | 54 | 11 | 14 | 0 | 5 | 200 | | |

FG % 1st Half: 8-28 28.6% 2nd half: 10-30 33.3% Game: 18-58 31.0% Deadball Rebounds 3
 3FG % 1st Half: 4-14 28.6% 2nd half: 6-15 40.0% Game: 10-29 34.5%
 FT % 1st Half: 1-2 50.0% 2nd half: 7-12 58.3% Game: 8-14 57.1%

Officials: Earl Walton, Sean Hull, Raymond Stynons
 Technical fouls: Penn State-None. Pittsburgh-None.
 Attendance: 5904
 2017 Progressive Legends Classic - Semifinal Game 2

| Score by periods | 1st | 2nd | Total |
|------------------|-----|-----|-------|
| Penn State | 47 | 38 | 85 |
| Pittsburgh | 21 | 33 | 54 |

| Points | In | Off | 2nd | Fast | Bench |
|--------|-------|-----|--------|-------|-------|
| PSU | Paint | T/O | Chance | Break | |
| 40 | 25 | 8 | 12 | 23 | 23 |
| 12 | 3 | 8 | 0 | 21 | |

Official Basketball Box Score -- Game Totals -- Final Statistics
Penn State vs Texas A&M
11/21/17 6:05 p.m. at Barclays Center (Brooklyn, N.Y.)

6

Penn State 87 • 5-1

| # | Player | Total | | | 3-Ptr | | | Rebounds | | | PF | TP | A | TO | Blk | Stl | Min |
|--------|-----------------|-------|-------|------|-------|----|-----|----------|-----|-----|----|----|---|----|-----|-----|-----|
| | | FG | FGA | FT | FTA | FG | FGA | FT | FTA | Off | | | | | | | |
| 11 | Stevens, Lamar | f | 8-16 | 0-3 | 9-11 | 3 | 4 | 7 | 3 | 25 | 5 | 1 | 2 | 1 | 36 | | |
| 24 | Watkins, Mike | f | 3-5 | 0-0 | 1-2 | 1 | 2 | 3 | 3 | 7 | 2 | 0 | 2 | 1 | 25 | | |
| 10 | Carr, Tony | g | 11-20 | 2-4 | 7-11 | 0 | 1 | 1 | 2 | 31 | 3 | 2 | 0 | 4 | 38 | | |
| 23 | Reaves, Josh | g | 2-5 | 1-4 | 2-2 | 1 | 1 | 2 | 5 | 7 | 4 | 0 | 1 | 4 | 32 | | |
| 33 | Garner, Shep | g | 2-7 | 2-7 | 0-0 | 0 | 2 | 2 | 1 | 6 | 1 | 2 | 0 | 1 | 26 | | |
| 03 | Pierce, Satchel | g | 2-2 | 0-0 | 0-0 | 1 | 2 | 3 | 2 | 4 | 0 | 2 | 0 | 1 | 11 | | |
| 04 | Bostick, Nazeer | g | 0-1 | 0-0 | 1-2 | 0 | 0 | 0 | 1 | 1 | 1 | 0 | 0 | 0 | 8 | | |
| 05 | Wheeler, Jamari | g | 2-3 | 0-1 | 0-0 | 1 | 1 | 2 | 3 | 4 | 0 | 1 | 0 | 2 | 16 | | |
| 21 | Harrar, John | g | 0-0 | 0-0 | 0-0 | 0 | 0 | 0 | 1 | 0 | 1 | 0 | 0 | 0 | 2 | | |
| 44 | Moore, Julian | g | 1-2 | 0-0 | 0-0 | 0 | 0 | 0 | 0 | 2 | 0 | 0 | 0 | 0 | 6 | | |
| Team | | | | | | 2 | 1 | 3 | | | | | | | | | |
| Totals | | | 31-61 | 5-19 | 20-28 | 9 | 14 | 23 | 21 | 87 | 15 | 10 | 5 | 14 | 200 | | |

FG % 1st Half: 16-26 61.5% 2nd half: 15-35 42.9% Game: 31-61 50.8% Deadball Rebounds 2
 3FG % 1st Half: 2-9 22.2% 2nd half: 2-10 20.0% Game: 5-19 26.3%
 FT % 1st Half: 6-7 85.7% 2nd half: 14-21 66.7% Game: 20-28 71.4%

Texas A&M 98 • 4-0

| # | Player | Total | | | 3-Ptr | | | Rebounds | | | PF | TP | A | TO | Blk | Stl | Min |
|--------|----------------------|-------|-------|------|-------|----|-----|----------|-----|-----|----|----|---|----|-----|-----|-----|
| | | FG | FGA | FT | FTA | FG | FGA | FT | FTA | Off | | | | | | | |
| 01 | HOGG, D.J. | f | 2-10 | 1-4 | 2-4 | 2 | 5 | 7 | 3 | 7 | 4 | 1 | 2 | 1 | 39 | | |
| 10 | TROCHA-MORELOS, Tony | f | 3-5 | 1-3 | 4-4 | 1 | 4 | 5 | 2 | 11 | 1 | 3 | 0 | 1 | 26 | | |
| 34 | DAVIS, Tyler | c | 6-9 | 1-1 | 2-2 | 2 | 4 | 6 | 1 | 15 | 1 | 0 | 0 | 1 | 28 | | |
| 03 | GILDER, Admon | g | 4-4 | 2-2 | 4-4 | 0 | 4 | 4 | 4 | 14 | 3 | 4 | 1 | 0 | 26 | | |
| 13 | WILSON, Duane | g | 7-10 | 1-1 | 7-7 | 0 | 2 | 2 | 4 | 22 | 6 | 3 | 1 | 1 | 30 | | |
| 00 | CHANDLER, Jay Jay | g | 1-2 | 0-1 | 2-2 | 1 | 0 | 1 | 2 | 4 | 1 | 0 | 0 | 0 | 14 | | |
| 02 | STARKS, T.J. | g | 0-2 | 0-0 | 4-4 | 0 | 0 | 0 | 1 | 4 | 1 | 3 | 0 | 0 | 14 | | |
| 44 | WILLIAMS, Robert | g | 10-12 | 0-0 | 1-2 | 3 | 7 | 10 | 4 | 21 | 1 | 2 | 1 | 1 | 23 | | |
| Team | | | | | | 0 | 1 | 1 | | | | | | | | | |
| Totals | | | 33-54 | 6-12 | 26-29 | 9 | 27 | 36 | 21 | 98 | 18 | 16 | 5 | 5 | 200 | | |

FG % 1st Half: 15-27 55.6% 2nd half: 18-27 66.7% Game: 33-54 61.1% Deadball Rebounds 1
 3FG % 1st Half: 4-8 50.0% 2nd half: 2-4 50.0% Game: 6-12 50.0%
 FT % 1st Half: 8-8 100.0% 2nd half: 18-21 85.7% Game: 26-29 89.7%

Officials: Brian Dorsey, Donnie Eppley, Rob Riley
 Technical fouls: Penn State-None. Texas A&M-None.
 Attendance: 5081
 Progressive Legends Classic Championship Game
 Progressive Legends Classic MVP - Robert Williams III
 Progressive Legends Classic All-Tournament Team - Jeffrey Carroll (OSU), Lamar Stevens (PSU), Tony Carr (PSU), Duane Wilson (TAMU)

| Score by periods | 1st | 2nd | Total |
|------------------|-----|-----|-------|
| Penn State | 40 | 47 | 87 |
| Texas A&M | 42 | 56 | 98 |

| Points | In | Off | 2nd | Fast | Bench |
|--------|-------|-----|--------|-------|-------|
| PSU | Paint | T/O | Chance | Break | |
| 42 | 23 | 11 | 14 | 11 | 29 |
| 52 | 19 | 14 | 17 | 19 | |

Last FG - PSU 2nd-00:08, TAMU 2nd-00:48.
 Largest lead - PSU by 5 1st-02:24, TAMU by 17 2nd-12:09.
 PSU led for 08:59, TAMU led for 27:37. Game was tied for 03:24.
 Score tied - 8 times.
 Lead changed - 11 times.

Official Basketball Box Score -- Game Totals -- Final Statistics
Oral Roberts vs Penn State
11/24/2017 3 p.m. at University Park, Pa. (Bryce Jordan Ctr)

7

Oral Roberts 48 • 1-5

| # | Player | Total | | | 3-Ptr | | | Rebounds | | | PF | TP | A | TO | Blk | Stl | Min |
|--------|--------------------|-------|-------|------|-------|----|-----|----------|-----|-----|----|----|---|----|-----|-----|-----|
| | | FG | FGA | FT | FTA | FG | FGA | FT | FTA | Off | | | | | | | |
| 23 | Nzekwesi, Emmanuel | f | 5-10 | 1-2 | 0-0 | 2 | 4 | 6 | 1 | 11 | 1 | 3 | 1 | 1 | 32 | | |
| 25 | White, Javan | f | 1-6 | 0-1 | 0-1 | 2 | 2 | 4 | 3 | 2 | 2 | 2 | 0 | 2 | 27 | | |
| 44 | Owens, Albert | c | 1-7 | 0-0 | 1-2 | 2 | 3 | 5 | 0 | 3 | 0 | 1 | 0 | 1 | 18 | | |
| 02 | Ruder, Austin | g | 1-7 | 1-5 | 0-0 | 1 | 1 | 2 | 0 | 3 | 1 | 3 | 0 | 2 | 29 | | |
| 10 | Kearns, Sam | g | 3-7 | 2-3 | 0-0 | 1 | 1 | 2 | 3 | 8 | 1 | 8 | 0 | 1 | 34 | | |
| 03 | Harris, Jontray | g | 4-7 | 1-2 | 0-0 | 2 | 2 | 4 | 2 | 9 | 1 | 0 | 0 | 0 | 21 | | |
| 20 | Sutton, Spencer | g | 1-5 | 1-3 | 0-0 | 2 | 1 | 3 | 0 | 3 | 2 | 0 | 0 | 0 | 15 | | |
| 32 | Manek, Kellen | g | 0-0 | 0-0 | 0-0 | 0 | 0 | 0 | 0 | 0 | 0 | 0 | 0 | 0 | 2 | | |
| 33 | Ahmedic, Emir | g | 1-3 | 0-0 | 1-2 | 0 | 0 | 0 | 2 | 3 | 0 | 0 | 0 | 0 | 8 | | |
| 52 | Miller, Chris | g | 2-5 | 0-0 | 2-2 | 0 | 1 | 1 | 2 | 6 | 0 | 0 | 2 | 0 | 14 | | |
| Team | | | | | | 2 | 1 | 3 | | | | | | | | | |
| Totals | | | 19-57 | 6-16 | 4-7 | 14 | 16 | 30 | 13 | 48 | 8 | 18 | 3 | 7 | 200 | | |

FG % 1st Half: 7-27 25.9% 2nd half: 12-30 40.0% Game: 19-57 33.3% Deadball Rebounds 0
 3FG % 1st Half: 2-5 40.0% 2nd half: 4-11 36.4% Game: 6-16 37.5%
 FT % 1st Half: 3-5 60.0% 2nd half: 1-2 50.0% Game: 4-7 57.1%

Penn State 86 • 6-1

| # | Player |
|---|--------|
|---|--------|

2017-18 PENN STATE BOX SCORES

Official Basketball Box Score -- Game Totals -- Final Statistics Penn State vs Iowa 12/02/17 4 p.m. at Carver-Hawkeye Arena - Iowa City, IA

9

Penn State 77 • 7-2, 1-0

| # | Player | Total | | 3-Ptr | | Rebounds | | | PF | TP | A | TO | Blk | Stl | Min |
|----|-----------------|--------|--------|--------|------|----------|-----|----|----|----|----|----|-----|-----|-----|
| | | FG-FGA | FG-FGA | FT-FTA | Off | Def | Tot | | | | | | | | |
| 11 | Stevens, Lamar | f | 7-15 | 2-4 | 6-6 | 2 | 3 | 5 | 3 | 22 | 0 | 1 | 2 | 2 | 28 |
| 24 | Watkins, Mike | f | 9-13 | 0-0 | 1-3 | 3 | 4 | 7 | 4 | 19 | 0 | 3 | 3 | 1 | 36 |
| 10 | Carr, Tony | g | 5-15 | 4-6 | 2-2 | 2 | 4 | 6 | 2 | 16 | 9 | 2 | 0 | 1 | 39 |
| 23 | Reaves, Josh | g | 3-9 | 2-5 | 0-0 | 1 | 2 | 3 | 4 | 8 | 3 | 0 | 1 | 31 | |
| 33 | Garner, Shep | g | 4-7 | 4-6 | 0-0 | 0 | 2 | 2 | 4 | 12 | 2 | 4 | 0 | 1 | 27 |
| 03 | Pierce, Satchel | g | 0-1 | 0-0 | 0-0 | 1 | 1 | 2 | 3 | 0 | 0 | 1 | 0 | 5 | |
| 04 | Bostick, Nazeer | g | 0-1 | 0-0 | 0-0 | 0 | 1 | 1 | 0 | 0 | 1 | 1 | 0 | 8 | |
| 05 | Wheeler, Jamari | g | 0-3 | 0-2 | 0-0 | 0 | 1 | 1 | 0 | 4 | 1 | 0 | 0 | 20 | |
| 21 | Harrar, John | g | 0-0 | 0-0 | 0-0 | 0 | 0 | 0 | 2 | 0 | 0 | 0 | 0 | 3 | |
| 44 | Moore, Julian | g | 0-0 | 0-0 | 0-0 | 0 | 1 | 1 | 0 | 0 | 0 | 0 | 1 | 3 | |
| | Team | | | | | 2 | 0 | 2 | | | | | 1 | | |
| | Totals | | 28-64 | 12-23 | 9-11 | 11 | 19 | 30 | 22 | 77 | 19 | 14 | 7 | 8 | 200 |

FG % 1st Half: 15-31 48.4% 2nd half: 13-33 39.4% Game: 28-64 43.8%
 3FG % 1st Half: 7-12 58.3% 2nd half: 5-11 45.5% Game: 12-23 52.2%
 FT % 1st Half: 2-2 100.0 2nd half: 7-9 77.8% Game: 9-11 81.8%

Iowa 73 • 4-4, 0-1

| # | Player | Total | | 3-Ptr | | Rebounds | | | PF | TP | A | TO | Blk | Stl | Min |
|----|------------------|--------|--------|--------|-------|----------|-----|----|----|----|----|----|-----|-----|-----|
| | | FG-FGA | FG-FGA | FT-FTA | Off | Def | Tot | | | | | | | | |
| 05 | Cook, Tyler | f | 7-13 | 0-0 | 9-13 | 7 | 5 | 12 | 1 | 23 | 4 | 5 | 0 | 1 | 34 |
| 51 | Baer, Nicholas | f | 2-7 | 0-3 | 0-0 | 3 | 2 | 5 | 1 | 4 | 0 | 2 | 2 | 0 | 26 |
| 55 | Garza, Luka | c | 2-4 | 0-1 | 2-4 | 0 | 3 | 3 | 0 | 6 | 0 | 0 | 0 | 1 | 14 |
| 03 | Bohannon, Jordan | g | 3-6 | 2-4 | 0-0 | 0 | 2 | 2 | 2 | 8 | 4 | 3 | 0 | 1 | 34 |
| 04 | Moss, Isaiah | g | 6-13 | 1-3 | 0-0 | 0 | 3 | 3 | 2 | 13 | 2 | 4 | 0 | 1 | 31 |
| 00 | Wagner, Ahmad | g | 1-2 | 0-0 | 0-0 | 0 | 1 | 1 | 2 | 2 | 0 | 0 | 0 | 10 | |
| 01 | Dailey, Maishe | g | 0-0 | 0-0 | 0-0 | 0 | 0 | 0 | 0 | 0 | 0 | 0 | 0 | 4 | |
| 02 | Nunge, Jack | g | 1-1 | 0-0 | 0-0 | 0 | 1 | 1 | 2 | 2 | 2 | 3 | 0 | 15 | |
| 15 | Kriener, Ryan | g | 2-3 | 1-1 | 0-0 | 3 | 1 | 4 | 2 | 5 | 2 | 0 | 1 | 7 | |
| 24 | Ellingson, Brady | g | 0-0 | 0-0 | 0-0 | 0 | 0 | 0 | 1 | 0 | 3 | 0 | 0 | 6 | |
| 35 | Pemsl, Cordell | g | 4-6 | 0-0 | 2-4 | 0 | 5 | 5 | 2 | 10 | 1 | 2 | 0 | 19 | |
| | Team | | | | | 1 | 2 | 3 | | | | | | | |
| | Totals | | 28-55 | 4-12 | 13-21 | 14 | 25 | 39 | 15 | 73 | 16 | 18 | 6 | 5 | 200 |

FG % 1st Half: 13-29 44.8% 2nd half: 15-26 57.7% Game: 28-55 50.9%
 3FG % 1st Half: 1-5 20.0% 2nd half: 3-7 42.9% Game: 4-12 33.3%
 FT % 1st Half: 7-11 63.6% 2nd half: 6-10 60.0% Game: 13-21 61.9%

Officials: D.J. Carstensen, Larry Scirocco, Bill Ek
 Technical fouls: Penn State-None. Iowa-None.
 Attendance: 12805

| Score by periods | 1st | 2nd | Total |
|------------------|-----|-----|-------|
| Penn State | 39 | 38 | 77 |
| Iowa | 34 | 39 | 73 |

| | In | Off | 2nd | Fast | Bench |
|--------|----|-----|-----|------|-------|
| Points | 26 | 22 | 11 | 2 | 0 |
| PSU | 42 | 14 | 13 | 6 | 19 |

Last FG - PSU 2nd-00:20, IOWA 2nd-00:04.
 Largest lead - PSU by 10 1st-17:14, IOWA None.
 PSU led for 39:17. IOWA led for 00:00. Game was tied for 00:43.

Score tied - 1 time.
 Lead changed - 0 times.

Official Basketball Box Score -- Game Totals -- Final Statistics Wisconsin vs Penn State 12/4/17 7:01 p.m. at University Park, Pa. (Bryce Jordan Ctr.)

10

Wisconsin 64 • 4-5, 1-1

| # | Player | Total | | 3-Ptr | | Rebounds | | | PF | TP | A | TO | Blk | Stl | Min |
|----|-----------------|--------|--------|--------|-------|----------|-----|----|----|----|----|----|-----|-----|-----|
| | | FG-FGA | FG-FGA | FT-FTA | Off | Def | Tot | | | | | | | | |
| 02 | Ford, Aleem | f | 2-3 | 1-2 | 0-1 | 1 | 3 | 4 | 2 | 5 | 1 | 1 | 0 | 1 | 21 |
| 21 | Iverson, Khalil | f | 7-8 | 0-0 | 2-4 | 0 | 5 | 5 | 4 | 16 | 1 | 2 | 2 | 2 | 31 |
| 22 | Happ, Ethan | f | 3-12 | 0-0 | 3-4 | 5 | 5 | 10 | 5 | 9 | 3 | 2 | 1 | 1 | 28 |
| 00 | Trice, D'Mitrik | g | 2-9 | 0-2 | 5-6 | 0 | 0 | 0 | 3 | 9 | 3 | 2 | 0 | 0 | 34 |
| 34 | Davidson, Brad | g | 0-4 | 0-2 | 0-0 | 0 | 2 | 2 | 5 | 0 | 2 | 2 | 0 | 2 | 28 |
| 01 | Pritzl, Brevin | g | 1-2 | 1-1 | 3-4 | 0 | 5 | 5 | 1 | 6 | 2 | 0 | 0 | 1 | 21 |
| 23 | King, Kobe | g | 3-4 | 2-2 | 0-0 | 2 | 1 | 3 | 1 | 8 | 1 | 0 | 1 | 0 | 24 |
| 35 | Reuvers, Nate | g | 5-10 | 1-2 | 0-0 | 0 | 4 | 4 | 2 | 11 | 0 | 0 | 0 | 1 | 13 |
| | Team | | | | | 0 | 3 | 3 | | | | | 1 | | |
| | Totals | | 23-52 | 5-11 | 13-19 | 8 | 28 | 36 | 23 | 64 | 13 | 10 | 4 | 8 | 200 |

FG % 1st Half: 11-24 45.8% 2nd half: 12-28 42.9% Game: 23-52 44.2%
 3FG % 1st Half: 1-4 25.0% 2nd half: 4-7 57.1% Game: 5-11 45.5%
 FT % 1st Half: 8-12 66.7% 2nd half: 5-7 71.4% Game: 13-19 68.4%

Penn State 63 • 7-3, 1-1

| # | Player | Total | | 3-Ptr | | Rebounds | | | PF | TP | A | TO | Blk | Stl | Min |
|----|-----------------|--------|--------|--------|-------|----------|-----|----|----|----|----|----|-----|-----|-----|
| | | FG-FGA | FG-FGA | FT-FTA | Off | Def | Tot | | | | | | | | |
| 11 | Stevens, Lamar | f | 1-7 | 0-3 | 2-2 | 2 | 4 | 6 | 2 | 4 | 3 | 2 | 0 | 0 | 29 |
| 24 | Watkins, Mike | f | 9-13 | 0-1 | 4-6 | 2 | 6 | 8 | 1 | 22 | 0 | 2 | 7 | 1 | 34 |
| 10 | Carr, Tony | g | 5-22 | 0-3 | 6-6 | 2 | 7 | 9 | 3 | 16 | 1 | 2 | 1 | 2 | 38 |
| 23 | Reaves, Josh | g | 2-5 | 1-3 | 2-2 | 1 | 2 | 3 | 4 | 7 | 5 | 0 | 4 | 0 | 35 |
| 33 | Garner, Shep | g | 3-7 | 1-4 | 6-7 | 1 | 1 | 2 | 3 | 13 | 1 | 2 | 0 | 2 | 33 |
| 04 | Bostick, Nazeer | g | 0-0 | 0-0 | 0-0 | 0 | 0 | 0 | 1 | 0 | 1 | 2 | 0 | 0 | 7 |
| 05 | Wheeler, Jamari | g | 0-1 | 0-0 | 0-0 | 0 | 1 | 1 | 2 | 0 | 1 | 1 | 0 | 1 | 17 |
| 21 | Harrar, John | g | 0-0 | 0-0 | 0-0 | 0 | 0 | 0 | 0 | 0 | 0 | 0 | 0 | 0 | 2 |
| 44 | Moore, Julian | g | 0-1 | 0-0 | 1-2 | 2 | 0 | 2 | 0 | 1 | 0 | 0 | 1 | 0 | 5 |
| | Team | | | | | 0 | 3 | 3 | | | | | | | |
| | Totals | | 20-56 | 2-14 | 21-25 | 10 | 24 | 34 | 16 | 63 | 12 | 11 | 13 | 6 | 200 |

FG % 1st Half: 9-26 34.6% 2nd half: 11-30 36.7% Game: 20-56 35.7%
 3FG % 1st Half: 1-6 16.7% 2nd half: 1-8 12.5% Game: 2-14 14.3%
 FT % 1st Half: 6-9 66.7% 2nd half: 15-16 93.8% Game: 21-25 84.0%

Officials: Terry Oglesby, Lamont Simpson, Donnie Eppley
 Technical fouls: Wisconsin-None. Penn State-None.
 Attendance: 6730

| Score by periods | 1st | 2nd | Total |
|------------------|-----|-----|-------|
| Wisconsin | 31 | 33 | 64 |
| Penn State | 25 | 38 | 63 |

| | In | Off | 2nd | Fast | Bench |
|--------|----|-----|-----|------|-------|
| Points | 30 | 11 | 4 | 2 | 25 |
| PSU | 30 | 13 | 13 | 2 | 1 |

Last FG - WIS 2nd-02:38, PSU 2nd-00:25.
 Largest lead - WIS by 17 2nd-09:40, PSU by 5 1st-11:51.
 WIS led for 28:24. PSU led for 09:23. Game was tied for 02:13.

Score tied - 5 times.
 Lead changed - 6 times.

Official Basketball Box Score -- Game Totals -- Final Statistics George Washington vs Penn State 12/9/17 4:00 p.m. at University Park, Pa. (Bryce Jordan Ctr.)

11

George Washington 54 • 5-5

| # | Player | Total | | 3-Ptr | | Rebounds | | | PF | TP | A | TO | Blk | Stl | Min |
|----|-------------------|--------|--------|--------|-------|----------|-----|----|----|----|---|----|-----|-----|-----|
| | | FG-FGA | FG-FGA | FT-FTA | Off | Def | Tot | | | | | | | | |
| 10 | STEEVES, Patrick | f | 4-6 | 0-1 | 0-0 | 1 | 0 | 1 | 0 | 8 | 2 | 2 | 0 | 1 | 29 |
| 11 | TORO, Arnaldo | f | 2-8 | 0-1 | 5-7 | 0 | 6 | 6 | 0 | 9 | 0 | 0 | 1 | 1 | 32 |
| 01 | NOLAN JR, Terry | g | 0-3 | 0-2 | 1-2 | 1 | 2 | 3 | 2 | 1 | 1 | 2 | 1 | 0 | 23 |
| 03 | BOLDEN, Jair | g | 3-9 | 2-6 | 4-4 | 0 | 1 | 1 | 1 | 12 | 0 | 3 | 0 | 1 | 33 |
| 12 | WATANABE, Yuta | g | 8-15 | 0-2 | 2-3 | 2 | 4 | 6 | 2 | 18 | 0 | 2 | 1 | 0 | 31 |
| 00 | MAZZULLA, Justin | g | 0-2 | 0-0 | 2-2 | 1 | 1 | 2 | 3 | 2 | 0 | 1 | 0 | 1 | 13 |
| 04 | WILLIAMS, Justin | g | 1-2 | 0-0 | 0-0 | 0 | 3 | 3 | 1 | 2 | 0 | 1 | 0 | 0 | 12 |
| 05 | MITOLA, Adam | g | 0-1 | 0-1 | 0-0 | 0 | 0 | 0 | 0 | 0 | 1 | 0 | 0 | 0 | 4 |
| 14 | JACK, Maceo | g | 0-1 | 0-0 | 0-0 | 0 | 0 | 0 | 1 | 0 | 0 | 0 | 0 | 0 | 6 |
| 32 | LANGARICA, Javier | g | 1-3 | 0-2 | 0-2 | 0 | 2 | 2 | 0 | 2 | 0 | 0 | 1 | 2 | 4 |
| 35 | ZEIGLER, Bo | g | 0-2 | 0-0 | 0-0 | 0 | 0 | 0 | 3 | 0 | 1 | 2 | 1 | 1 | 13 |
| | Team | | | | | 1 | 0 | 1 | | | | | 3 | | |
| | Totals | | 19-52 | 2-15 | 14-20 | 6 | 19 | 25 | 13 | 54 | 5 | 16 | 5 | 7 | 200 |

FG % 1st Half: 5-23 21.7% 2nd half: 14-29 48.3% Game: 19-52 36.5%
 3FG % 1st Half: 1-7 14.3% 2nd half: 1-8 12.5% Game: 2-15 13.3%
 FT % 1st Half: 8-9 88.9% 2nd half: 6-11 54.5% Game: 14-20 70.0%

Penn State 74 • 8-3

| # | Player | Total | | 3-Ptr | | Rebounds | | | PF | TP | A | TO | Blk | Stl | Min |
|----|----------------|--------|--------|--------|-----|----------|-----|----|----|----|---|----|-----|-----|-----|
| | | FG-FGA | FG-FGA | FT-FTA | Off | Def | Tot | | | | | | | | |
| 11 | Stevens, Lamar | f | 5-10 | 0-0 | 0-2 | 1 | 4 | 5 | 2 | 10 | 3 | 2 | 0 | 0 | 31 |
| 24 | Watkins, Mike | f | 7-11 | 0-0 | 1-1 | 3 | 9 | 12 | 2 | 15 | 1 | 2 | 4 | 0 | 31 |
| 10 | Carr, Tony | g | 6-12 | 2-3 | 5-6 | 1 | 5 | 6 | 1 | 19 | 4 | 3 | 0 | 2 | 35 |
| 23 | Reaves, Josh | g | 5-7 | 0-0 | 1-3 | 2 | 1 | 3 | 4 | 11 | 3 | 1 | 0 | 3 | 28 |

2017-18 PENN STATE BOX SCORES

Official Basketball Box Score -- Game Totals -- Final Statistics Binghamton vs Penn State 12/19/17 7 p.m. ET at University Park, Pa. (Bryce Jordan Ctr)

13

Binghamton 65 • 8-5

| # | Player | Total | | 3-Ptr | | Rebounds | | | PF | TP | A | TO | Blk | Stl | Min |
|----|------------------|-------|-------|-------|-----|----------|-----|-----|----|----|----|----|-----|-----|-----|
| | | FG | FGA | FG | FGA | FT | FTA | Off | | | | | | | |
| 32 | Thomas Bruce | f | 5-10 | 0-0 | 0-1 | 4 | 5 | 9 | 4 | 10 | 0 | 3 | 1 | 1 | 25 |
| 42 | Willie Rodriguez | f | 2-7 | 1-3 | 1-2 | 2 | 2 | 4 | 1 | 6 | 0 | 1 | 0 | 3 | 31 |
| 04 | Timmy Rose | g | 2-3 | 1-1 | 0-0 | 0 | 1 | 1 | 0 | 5 | 3 | 4 | 0 | 0 | 23 |
| 22 | Everson Davis | g | 3-8 | 0-1 | 0-0 | 1 | 0 | 1 | 2 | 6 | 0 | 1 | 0 | 2 | 18 |
| 33 | J.C. Show | g | 5-16 | 3-8 | 0-0 | 1 | 3 | 4 | 2 | 13 | 5 | 2 | 0 | 0 | 38 |
| 00 | Fard Muhammad | g | 3-8 | 3-7 | 0-0 | 0 | 1 | 1 | 1 | 9 | 0 | 1 | 0 | 1 | 19 |
| 05 | Tyler Stewart | g | 5-9 | 1-1 | 1-2 | 2 | 3 | 5 | 2 | 12 | 0 | 0 | 1 | 1 | 16 |
| 15 | Bobby Ahearn | g | 1-2 | 0-1 | 0-0 | 0 | 2 | 2 | 3 | 2 | 1 | 0 | 0 | 0 | 14 |
| 20 | Caleb Stewart | g | 1-2 | 0-0 | 0-0 | 1 | 1 | 2 | 2 | 2 | 2 | 0 | 0 | 0 | 13 |
| 41 | Dusan Perovic | g | 0-1 | 0-1 | 0-0 | 0 | 0 | 0 | 1 | 0 | 0 | 0 | 0 | 0 | 3 |
| | Team | | | | | 2 | 0 | 2 | | | | | | | |
| | Totals | | 27-66 | 9-23 | 2-5 | 13 | 18 | 31 | 18 | 65 | 11 | 15 | 2 | 8 | 200 |

FG % 1st Half: 15-31 48.4% 2nd half: 12-35 34.3% Game: 27-66 40.9%
3FG % 1st Half: 5-10 50.0% 2nd half: 4-13 30.8% Game: 9-23 39.1%
FT % 1st Half: 1-2 50.0% 2nd half: 1-3 33.3% Game: 2-5 40.0%

Deadball Rebounds 2

Penn State 80 • 10-3

| # | Player | Total | | 3-Ptr | | Rebounds | | | PF | TP | A | TO | Blk | Stl | Min |
|----|-----------------|-------|-------|-------|------|----------|-----|-----|----|----|----|----|-----|-----|-----|
| | | FG | FGA | FG | FGA | FT | FTA | Off | | | | | | | |
| 11 | Stevens, Lamar | f | 6-14 | 0-1 | 4-6 | 2 | 6 | 8 | 3 | 16 | 1 | 3 | 0 | 1 | 36 |
| 24 | Watkins, Mike | f | 5-8 | 0-0 | 2-4 | 2 | 9 | 11 | 2 | 12 | 1 | 1 | 3 | 1 | 32 |
| 10 | Carr, Tony | g | 6-12 | 2-5 | 1-1 | 0 | 4 | 4 | 1 | 15 | 9 | 2 | 0 | 1 | 36 |
| 23 | Reaves, Josh | g | 6-9 | 2-3 | 1-2 | 1 | 1 | 2 | 2 | 15 | 4 | 3 | 1 | 2 | 29 |
| 33 | Garner, Shep | g | 5-7 | 5-7 | 0-0 | 0 | 1 | 1 | 1 | 15 | 2 | 1 | 0 | 1 | 34 |
| 03 | Pierce, Satchel | g | 0-0 | 0-0 | 0-2 | 1 | 0 | 1 | 0 | 0 | 0 | 1 | 0 | 0 | 2 |
| 04 | Bostick, Nazeer | g | 1-1 | 0-0 | 0-0 | 0 | 2 | 2 | 0 | 2 | 0 | 0 | 0 | 1 | 11 |
| 05 | Wheeler, Jamari | g | 2-3 | 1-1 | 0-0 | 2 | 1 | 3 | 1 | 5 | 0 | 4 | 0 | 0 | 10 |
| 35 | Buttrick, Trent | g | 0-0 | 0-0 | 0-0 | 0 | 0 | 0 | 0 | 0 | 0 | 2 | 0 | 0 | 3 |
| 44 | Moore, Julian | g | 0-0 | 0-0 | 0-0 | 0 | 2 | 2 | 0 | 0 | 0 | 0 | 0 | 0 | 7 |
| | Team | | | | | 1 | 1 | 2 | | | | | | | |
| | Totals | | 31-54 | 10-17 | 8-15 | 9 | 27 | 36 | 10 | 80 | 17 | 17 | 4 | 7 | 200 |

FG % 1st Half: 16-31 51.6% 2nd half: 15-23 65.2% Game: 31-54 57.4%
3FG % 1st Half: 5-10 50.0% 2nd half: 5-7 71.4% Game: 10-17 58.8%
FT % 1st Half: 2-5 40.0% 2nd half: 6-10 60.0% Game: 8-15 53.3%

Deadball Rebounds 3

Officials: Larry Sciroto, Chris Beaver, Brandon Cruz
Technical fouls: Binghamton-None, Penn State-None.
Attendance: 4009

| Score by periods | 1st | 2nd | Total |
|------------------|-----|-----|-------|
| Binghamton | 36 | 29 | 65 |
| Penn State | 39 | 41 | 80 |

| | In | Off | 2nd | Fast | Bench |
|--------|-------|-----|--------|-------|-------|
| Points | Paint | T/O | Chance | Break | |
| BING | 30 | 14 | 9 | 10 | 25 |
| PSU | 36 | 17 | 14 | 2 | 7 |

Last FG - BING 2nd-00:47, PSU 2nd-02:39.
Largest lead - BING by 3 1st-10:39, PSU by 15 2nd-02:39.
BING led for 00:17, PSU led for 37:11. Game was tied for 02:32.

Score tied - 4 times.
Lead changed - 2 times.

Official Basketball Box Score -- Game Totals -- Final Statistics Rider vs Penn State 12/22/17 7:00 p.m. at University Park, Pa. (Bryce Jordan Ctr.)

14

Rider 71 • 7-5

| # | Player | Total | | 3-Ptr | | Rebounds | | | PF | TP | A | TO | Blk | Stl | Min |
|----|----------------------|-------|-------|-------|-------|----------|-----|-----|----|----|----|----|-----|-----|-----|
| | | FG | FGA | FG | FGA | FT | FTA | Off | | | | | | | |
| 14 | Vaughn, Dimencio | f | 6-9 | 2-5 | 2-3 | 0 | 7 | 7 | 3 | 16 | 0 | 2 | 0 | 1 | 33 |
| 20 | Marshall, Tyere | c | 6-13 | 0-0 | 3-5 | 1 | 3 | 4 | 3 | 15 | 0 | 1 | 1 | 0 | 34 |
| 02 | Allen, Jordan | g | 3-15 | 2-10 | 0-0 | 0 | 6 | 6 | 1 | 8 | 0 | 0 | 0 | 2 | 23 |
| 12 | Durham, Anthony | g | 2-5 | 2-5 | 0-0 | 0 | 0 | 0 | 4 | 6 | 3 | 0 | 0 | 0 | 29 |
| 23 | Jordan, Stevie | g | 4-10 | 2-4 | 2-2 | 1 | 3 | 4 | 4 | 12 | 7 | 2 | 0 | 2 | 32 |
| 05 | Randall, Tyrei | g | 0-0 | 0-0 | 0-0 | 0 | 0 | 0 | 0 | 0 | 0 | 0 | 0 | 0 | 2 |
| 10 | Washington-Ives, Kea | g | 0-1 | 0-0 | 0-0 | 0 | 2 | 2 | 2 | 0 | 1 | 2 | 0 | 0 | 12 |
| 11 | Eke, Devine | g | 0-0 | 0-0 | 0-0 | 0 | 0 | 0 | 0 | 0 | 0 | 0 | 0 | 0 | 4 |
| 10 | Scott, Frederick | g | 5-8 | 1-2 | 3-9 | 3 | 6 | 9 | 2 | 14 | 0 | 3 | 1 | 0 | 22 |
| 15 | Cisse, Karamoko | g | 0-2 | 0-0 | 0-0 | 0 | 1 | 1 | 0 | 0 | 0 | 0 | 0 | 0 | 6 |
| 44 | Wilson, Paxton | g | 0-1 | 0-1 | 0-0 | 0 | 1 | 1 | 1 | 0 | 0 | 0 | 0 | 0 | 3 |
| | Team | | | | | 5 | 1 | 6 | | | | | | | |
| | Totals | | 26-64 | 9-27 | 10-19 | 10 | 30 | 40 | 20 | 71 | 11 | 12 | 2 | 5 | 200 |

FG % 1st Half: 11-29 37.9% 2nd half: 15-35 42.9% Game: 26-64 40.6%
3FG % 1st Half: 5-13 38.5% 2nd half: 4-14 28.6% Game: 9-27 33.3%
FT % 1st Half: 4-7 57.1% 2nd half: 6-12 50.0% Game: 10-19 52.6%

Deadball Rebounds 5

Penn State 70 • 10-4

| # | Player | Total | | 3-Ptr | | Rebounds | | | PF | TP | A | TO | Blk | Stl | Min |
|----|-----------------|-------|-------|-------|------|----------|-----|-----|----|----|----|----|-----|-----|-----|
| | | FG | FGA | FG | FGA | FT | FTA | Off | | | | | | | |
| 11 | Stevens, Lamar | f | 5-15 | 0-1 | 0-2 | 4 | 7 | 11 | 4 | 10 | 6 | 1 | 1 | 0 | 30 |
| 24 | Watkins, Mike | f | 4-5 | 0-0 | 2-2 | 0 | 9 | 9 | 4 | 10 | 0 | 2 | 4 | 0 | 24 |
| 10 | Carr, Tony | g | 3-14 | 2-6 | 2-2 | 0 | 4 | 4 | 1 | 10 | 2 | 1 | 1 | 0 | 32 |
| 23 | Reaves, Josh | g | 3-8 | 0-3 | 4-4 | 4 | 9 | 13 | 3 | 10 | 8 | 1 | 1 | 5 | 36 |
| 33 | Garner, Shep | g | 6-12 | 6-11 | 0-0 | 1 | 1 | 2 | 0 | 18 | 3 | 0 | 0 | 0 | 35 |
| 03 | Pierce, Satchel | g | 0-0 | 0-0 | 0-0 | 0 | 0 | 0 | 0 | 1 | 0 | 2 | 0 | 0 | 3 |
| 04 | Bostick, Nazeer | g | 1-1 | 1-1 | 1-2 | 0 | 1 | 1 | 3 | 4 | 0 | 2 | 1 | 0 | 12 |
| 05 | Wheeler, Jamari | g | 2-3 | 0-1 | 0-2 | 1 | 1 | 2 | 2 | 4 | 0 | 0 | 0 | 1 | 14 |
| 21 | Harrar, John | g | 0-0 | 0-0 | 0-1 | 0 | 0 | 0 | 1 | 0 | 1 | 0 | 0 | 0 | 2 |
| 44 | Moore, Julian | g | 2-4 | 0-0 | 0-0 | 0 | 0 | 0 | 0 | 4 | 0 | 0 | 4 | 1 | 12 |
| | Team | | | | | 0 | 0 | 0 | | | | | | | |
| | Totals | | 26-62 | 9-23 | 9-15 | 10 | 32 | 42 | 19 | 70 | 16 | 13 | 12 | 7 | 200 |

FG % 1st Half: 14-34 41.2% 2nd half: 12-28 42.9% Game: 26-62 41.9%
3FG % 1st Half: 7-12 58.3% 2nd half: 2-11 18.2% Game: 9-23 39.1%
FT % 1st Half: 0-1 0.0% 2nd half: 9-14 64.3% Game: 9-15 60.0%

Deadball Rebounds 2

Officials: Rob Riley, Steve McClunkins, Edwin Young
Technical fouls: Rider-Allen, Jordan, Penn State-Bostick, Nazeer.
Attendance: 4217

| Score by periods | 1st | 2nd | Total |
|------------------|-----|-----|-------|
| Rider | 31 | 40 | 71 |
| Penn State | 35 | 35 | 70 |

| | In | Off | 2nd | Fast | Bench |
|--------|-------|-----|--------|-------|-------|
| Points | Paint | T/O | Chance | Break | |
| RID | 32 | 4 | 9 | 12 | 14 |
| PSU | 30 | 9 | 13 | 4 | 12 |

Last FG - RID 2nd-00:00, PSU 2nd-00:22.
Largest lead - RID by 3 1st-19:30, PSU by 10 2nd-14:18.
RID led for 02:41, PSU led for 35:08. Game was tied for 02:11.

Score tied - 3 times.
Lead changed - 12 times.

Official Basketball Box Score -- Game Totals -- Final Statistics Coppin State vs Penn State 12/30/17 1:00 p.m. at University Park, Pa. (Bryce Jordan Ctr.)

15

Coppin State 43 • 0-15

| # | Player | Total | | 3-Ptr | | Rebounds | | | PF | TP | A | TO | Blk | Stl | Min |
|----|------------------|-------|-------|-------|------|----------|-----|-----|----|----|---|----|-----|-----|-----|
| | | FG | FGA | FG | FGA | FT | FTA | Off | | | | | | | |
| 00 | TRAORE, Adam | f | 2-3 | 0-1 | 1-2 | 1 | 3 | 4 | 4 | 5 | 1 | 2 | 0 | 1 | 23 |
| 05 | COUNCIL, Cedric | f | 3-8 | 1-4 | 4-5 | 1 | 3 | 4 | 0 | 11 | 1 | 1 | 1 | 0 | 32 |
| 20 | HARDWICK, Jordan | f | 2-3 | 1-1 | 0-0 | 0 | 0 | 0 | 5 | 5 | 0 | 2 | 1 | 0 | 8 |
| 10 | DAVIS, Karonn | g | 1-8 | 0-2 | 3-4 | 0 | 2 | 2 | 0 | 5 | 3 | 5 | 0 | 1 | 29 |
| 22 | MORGAN, Lamar | g | 0-5 | 0-3 | 1-3 | 0 | 6 | 6 | 0 | 1 | 2 | 1 | 0 | 0 | 24 |
| 04 | THOMAS, Tre' | g | 3-9 | 3-4 | 0-0 | 0 | 1 | 1 | 3 | 9 | 0 | 3 | 0 | 1 | 32 |
| 15 | SIMPSON, Blake | g | 2-3 | 0-0 | 0-0 | 0 | 2 | 2 | 0 | 4 | 0 | 1 | 0 | 0 | 20 |
| 21 | BROWNLEE, Lucian | g | 1-5 | 1-3 | 0-0 | 0 | 1 | 1 | 4 | 3 | 1 | 1 | 0 | 1 | 19 |
| 24 | FAIR, Keandre | g | 0-2 | 0-2 | 0-0 | 0 | 2 | 2 | 2 | 0 | 0 | 0 | 0 | 1 | 13 |
| | Team | | | | | 2 | 0 | 2 | | | | | | | |
| | Totals | | 14-46 | 6-20 | 9-14 | 4 | 20 | 24 | 18 | 43 | 8 | 18 | 2 | 5 | 200 |

FG % 1st Half: 8-23 34.8% 2nd half: 6-23 26.1% Game: 14-46 30.4%
3FG % 1st Half: 3-9 33.3% 2nd half: 3-11 27.3% Game: 6-20 30.0%
FT % 1st Half: 4-6 66.7% 2nd half: 5-8 62.5% Game: 9-14 64.3%

Deadball Rebounds 3

Penn State 88 • 11-4

| # | Player | Total | | 3-Ptr | | Rebounds | | | PF | TP | A | TO | Blk | Stl | Min |
|---|--------|-------|-----|-------|-----|----------|--|--|----|----|---|----|-----|-----|-----|
| | | FG | FGA | FG | FGA | FT | | | | | | | | | |

2017-18 PENN STATE BOX SCORES

Official Basketball Box Score -- Game Totals -- Final Statistics
Northwestern vs Penn State
1/5/18 8:00 p.m. at University Park, Pa. (Bryce Jordan Ctr.)

17

Northwestern 63 • 10-7, 1-3

| # | Player | Total | | | 3-Ptr | | | Rebounds | | | PF | TP | A | TO | Blk | Stl | Min |
|--------|-----------------|-------|-----|----|-------|-----|-----|----------|-----|-------|----|----|----|----|-----|-----|-----|
| | | FG | FGA | FT | FTA | Off | Def | Off | Def | Total | | | | | | | |
| 4 | Vic Law | f | 3 | 7 | 1 | 3 | 1 | 1 | 5 | 6 | 4 | 8 | 5 | 1 | 0 | 3 | 30 |
| 44 | Garvin Skelly | f | 2 | 6 | 1 | 3 | 2 | 2 | 2 | 4 | 3 | 7 | 0 | 2 | 0 | 1 | 19 |
| 5 | Derek Pardon | c | 3 | 6 | 0 | 0 | 0 | 2 | 2 | 4 | 5 | 6 | 1 | 1 | 1 | 32 | |
| 20 | Scottie Lindsey | g | 3 | 17 | 3 | 11 | 0 | 0 | 4 | 4 | 1 | 9 | 1 | 4 | 1 | 34 | |
| 30 | Bryant McIntosh | g | 6 | 14 | 4 | 6 | 2 | 2 | 1 | 3 | 3 | 18 | 4 | 5 | 0 | 34 | |
| 11 | Anthony Gaines | g | 2 | 4 | 0 | 1 | 1 | 0 | 0 | 0 | 1 | 5 | 0 | 0 | 0 | 13 | |
| 12 | Isiah Brown | g | 1 | 3 | 0 | 1 | 0 | 2 | 0 | 2 | 1 | 2 | 0 | 0 | 0 | 8 | |
| 23 | Jordan Ash | g | 2 | 3 | 2 | 2 | 0 | 0 | 2 | 2 | 0 | 6 | 0 | 1 | 0 | 16 | |
| 25 | Barret Benson | g | 1 | 1 | 0 | 0 | 0 | 1 | 1 | 2 | 2 | 2 | 0 | 1 | 0 | 12 | |
| 35 | Aaron Falzon | g | 0 | 1 | 0 | 0 | 0 | 0 | 0 | 0 | 1 | 0 | 0 | 0 | 0 | 2 | |
| Team | | | | | | | | | | | | | | | | | |
| Totals | | | 23 | 62 | 11 | 28 | 6 | 6 | 10 | 17 | 27 | 21 | 63 | 11 | 15 | 2 | 8 |

FG % 1st Half: 13-32 40.6% 2nd half: 10-30 33.3% Game: 23-62 37.1%
 3FG % 1st Half: 5-13 38.5% 2nd half: 6-15 40.0% Game: 11-28 39.3%
 FT % 1st Half: 3-3 100.0 2nd half: 3-3 100.0 Game: 6-6 100.0

Penn State 78 • 12-5, 2-2

| # | Player | Total | | | 3-Ptr | | | Rebounds | | | PF | TP | A | TO | Blk | Stl | Min |
|--------|-----------------|-------|-----|----|-------|-----|-----|----------|-----|-------|----|----|----|----|-----|-----|-----|
| | | FG | FGA | FT | FTA | Off | Def | Off | Def | Total | | | | | | | |
| 11 | Stevens, Lamar | f | 14 | 19 | 1 | 3 | 1 | 3 | 2 | 3 | 5 | 1 | 30 | 2 | 4 | 0 | 37 |
| 24 | Watkins, Mike | f | 5 | 6 | 0 | 0 | 8 | 11 | 4 | 13 | 17 | 2 | 18 | 0 | 2 | 4 | 31 |
| 10 | Carr, Tony | g | 3 | 13 | 1 | 4 | 5 | 7 | 0 | 4 | 4 | 2 | 12 | 5 | 1 | 0 | 30 |
| 23 | Reaves, Josh | g | 3 | 5 | 1 | 1 | 0 | 1 | 2 | 4 | 6 | 3 | 7 | 1 | 2 | 2 | 24 |
| 33 | Garner, Shep | g | 1 | 4 | 0 | 2 | 0 | 0 | 2 | 2 | 2 | 2 | 2 | 1 | 2 | 1 | 24 |
| 04 | Bostick, Nazeer | g | 1 | 2 | 0 | 1 | 0 | 0 | 1 | 1 | 0 | 2 | 1 | 1 | 1 | 19 | |
| 05 | Wheeler, Jamari | g | 2 | 5 | 0 | 2 | 0 | 1 | 1 | 2 | 0 | 4 | 5 | 3 | 0 | 19 | |
| 44 | Moore, Julian | g | 1 | 1 | 0 | 0 | 1 | 1 | 0 | 1 | 3 | 0 | 0 | 0 | 0 | 9 | |
| Team | | | | | | | | | | | | | | | | | |
| Totals | | | 30 | 55 | 3 | 13 | 15 | 23 | 12 | 28 | 40 | 11 | 78 | 15 | 16 | 8 | 9 |

FG % 1st Half: 17-24 70.8% 2nd half: 13-31 41.9% Game: 30-55 54.5%
 3FG % 1st Half: 1-7 14.3% 2nd half: 1-7 14.3% Game: 3-13 23.1%
 FT % 1st Half: 5-8 62.5% 2nd half: 10-15 66.7% Game: 15-23 65.2%

Officials: Donnie Eppley, Chris Beaver, Steve McJunkins
 Technical fouls: Northwestern-None. Penn State-None.
 Attendance: 4682

| Score by periods | 1st | 2nd | OT | Total |
|------------------|-----|-----|----|-------|
| Northwestern | 34 | 29 | | 63 |
| Penn State | 41 | 37 | | 78 |

| Points | In | Off | 2nd | Fast | Bench |
|--------------|-------|-----|--------|-------|-------|
| | Paint | T/O | Chance | Break | |
| Northwestern | 18 | 14 | 13 | 6 | 15 |
| PSU | 48 | 19 | 14 | 6 | 9 |

Last FG - NU 2nd-01:34, PSU 2nd-00:12.
 Largest lead - NU None, PSU by 17 2nd-03:19.
 NU led for 00:00. PSU led for 38:59. Game was tied for 01:01.
 Score tied - 1 time.
 Lead changed - 0 times.

Official Basketball Box Score -- Game Totals -- Final Statistics
Penn State vs Indiana
01/09/18 6:30pm at Simon Skjodt Assembly Hall

18

Penn State 70 • 12-6, 2-3

| # | Player | Total | | | 3-Ptr | | | Rebounds | | | PF | TP | A | TO | Blk | Stl | Min |
|--------|-----------------|-------|-----|----|-------|-----|-----|----------|-----|-------|----|----|----|----|-----|-----|-----|
| | | FG | FGA | FT | FTA | Off | Def | Off | Def | Total | | | | | | | |
| 11 | Stevens, Lamar | f | 9 | 15 | 2 | 3 | 0 | 3 | 0 | 7 | 7 | 3 | 20 | 1 | 2 | 1 | 36 |
| 24 | Watkins, Mike | f | 4 | 4 | 0 | 0 | 2 | 3 | 4 | 8 | 12 | 3 | 10 | 1 | 3 | 0 | 27 |
| 04 | Bostick, Nazeer | g | 2 | 6 | 1 | 2 | 0 | 0 | 1 | 4 | 5 | 4 | 5 | 0 | 3 | 0 | 25 |
| 10 | Carr, Tony | g | 9 | 20 | 1 | 4 | 9 | 10 | 0 | 2 | 2 | 3 | 28 | 3 | 5 | 0 | 39 |
| 33 | Garner, Shep | g | 2 | 4 | 0 | 0 | 0 | 0 | 1 | 1 | 4 | 6 | 0 | 0 | 0 | 34 | |
| 03 | Pierce, Satchel | g | 0 | 0 | 0 | 0 | 0 | 0 | 1 | 1 | 1 | 0 | 0 | 0 | 0 | 8 | |
| 05 | Wheeler, Jamari | g | 0 | 2 | 0 | 1 | 2 | 0 | 1 | 1 | 1 | 1 | 2 | 1 | 2 | 22 | |
| 44 | Moore, Julian | g | 0 | 1 | 0 | 0 | 0 | 0 | 1 | 1 | 1 | 0 | 1 | 0 | 1 | 9 | |
| Team | | | | | | | | | | | | | | | | | |
| Totals | | | 26 | 52 | 6 | 14 | 12 | 18 | 5 | 26 | 31 | 20 | 70 | 8 | 14 | 4 | 5 |

FG % 1st Half: 14-30 46.7% 2nd half: 12-22 54.5% Game: 26-52 50.0%
 3FG % 1st Half: 3-9 33.3% 2nd half: 3-5 60.0% Game: 6-14 42.9%
 FT % 1st Half: 0-0 0.0% 2nd half: 12-18 66.7% Game: 12-18 66.7%

Indiana 74 • 10-7, 3-2

| # | Player | Total | | | 3-Ptr | | | Rebounds | | | PF | TP | A | TO | Blk | Stl | Min |
|--------|----------------------|-------|-----|----|-------|-----|-----|----------|-----|-------|----|----|----|----|-----|-----|-----|
| | | FG | FGA | FT | FTA | Off | Def | Off | Def | Total | | | | | | | |
| 03 | Smith, Justin | f | 1 | 3 | 0 | 0 | 0 | 0 | 1 | 1 | 2 | 3 | 2 | 0 | 1 | 0 | 6 |
| 13 | Morgan, Juwan | g | 8 | 16 | 2 | 5 | 3 | 4 | 3 | 8 | 11 | 0 | 21 | 2 | 1 | 0 | 39 |
| 02 | Newkirk, Josh | g | 4 | 8 | 1 | 4 | 7 | 8 | 0 | 1 | 1 | 3 | 16 | 4 | 0 | 0 | 30 |
| 04 | Johnson, Robert | g | 3 | 13 | 1 | 7 | 3 | 3 | 0 | 5 | 5 | 3 | 10 | 2 | 4 | 0 | 32 |
| 15 | McRoberts, Zach | g | 0 | 0 | 0 | 0 | 0 | 0 | 1 | 5 | 6 | 5 | 0 | 3 | 1 | 0 | 26 |
| 01 | Durham, Aljami | g | 0 | 2 | 0 | 1 | 0 | 0 | 0 | 1 | 1 | 1 | 0 | 1 | 0 | 11 | |
| 11 | Green, Devonte | g | 4 | 9 | 1 | 3 | 4 | 4 | 0 | 1 | 2 | 13 | 1 | 0 | 0 | 21 | |
| 21 | McSwain Jr., Freddie | g | 1 | 2 | 0 | 1 | 2 | 2 | 0 | 2 | 2 | 2 | 1 | 0 | 0 | 8 | |
| 30 | Hartman, Collin | g | 4 | 9 | 1 | 6 | 1 | 1 | 3 | 2 | 5 | 1 | 10 | 0 | 0 | 27 | |
| Team | | | | | | | | | | | | | | | | | |
| Totals | | | 25 | 62 | 6 | 27 | 18 | 22 | 12 | 24 | 36 | 20 | 74 | 14 | 9 | 1 | 6 |

FG % 1st Half: 12-34 35.3% 2nd half: 13-28 46.4% Game: 25-62 40.3%
 3FG % 1st Half: 3-9 33.3% 2nd half: 3-10 30.0% Game: 6-27 22.2%
 FT % 1st Half: 8-9 88.9% 2nd half: 10-13 76.9% Game: 18-22 81.8%

Officials: Terry Oglesby, Kelly Pfeifer, Eric Curry
 Technical fouls: Penn State-None. Indiana-None.
 Attendance: 17222

| Score by periods | 1st | 2nd | OT | Total |
|------------------|-----|-----|----|-------|
| Penn State | 31 | 39 | | 70 |
| Indiana | 35 | 39 | | 74 |

| Points | In | Off | 2nd | Fast | Bench |
|------------|-------|-----|--------|-------|-------|
| | Paint | T/O | Chance | Break | |
| Penn State | 30 | 9 | 4 | 4 | 1 |
| IND | 38 | 11 | 11 | 4 | 25 |

Last FG - PSU 2nd-00:02, IND 2nd-02:29.
 Largest lead - PSU by 1 1st-05:40, IND by 11 2nd-15:16.
 PSU led for 00:59. IND led for 36:06. Game was tied for 02:55.
 Score tied - 4 times.
 Lead changed - 2 times.

Official Basketball Box Score -- Game Totals -- Final Statistics
Nebraska vs Penn State
1/12/18 7:00 p.m. at University Park, Pa. (Bryce Jordan Ctr.)

19

Nebraska 74 • 12-7, 3-3

| # | Player | Total | | | 3-Ptr | | | Rebounds | | | PF | TP | A | TO | Blk | Stl | Min |
|--------|-------------------|-------|-----|----|-------|-----|-----|----------|-----|-------|----|----|----|----|-----|-----|-----|
| | | FG | FGA | FT | FTA | Off | Def | Off | Def | Total | | | | | | | |
| 4 | Copeland, Isaac | f | 7 | 13 | 2 | 5 | 7 | 3 | 5 | 8 | 2 | 21 | 2 | 0 | 1 | 2 | 37 |
| 00 | Okeke, Duby | c | 0 | 1 | 0 | 0 | 0 | 0 | 0 | 0 | 1 | 0 | 0 | 0 | 1 | 0 | 12 |
| 05 | Watson Jr., Glynn | g | 7 | 20 | 3 | 7 | 4 | 6 | 1 | 4 | 5 | 1 | 21 | 2 | 2 | 1 | 38 |
| 11 | Taylor, Evan | g | 0 | 4 | 0 | 1 | 0 | 1 | 2 | 3 | 3 | 0 | 2 | 1 | 0 | 2 | 27 |
| 24 | Palmer Jr., James | g | 1 | 9 | 0 | 1 | 3 | 4 | 3 | 1 | 4 | 3 | 5 | 3 | 1 | 0 | 20 |
| 10 | McVeigh, Jack | g | 0 | 1 | 0 | 1 | 0 | 0 | 2 | 2 | 3 | 0 | 0 | 0 | 1 | 21 | |
| 12 | Allen, Thomas | g | 2 | 5 | 1 | 3 | 0 | 0 | 1 | 1 | 0 | 5 | 0 | 1 | 0 | 8 | |
| 13 | Gill, Anton | g | 4 | 8 | 2 | 5 | 0 | 0 | 2 | 2 | 1 | 10 | 0 | 0 | 0 | 21 | |
| 15 | Roby, Isaiah | g | 4 | 7 | 1 | 3 | 3 | 5 | 0 | 6 | 6 | 1 | 12 | 3 | 0 | 2 | 28 |
| 20 | Borchardt, Tanner | g | 0 | 0 | 0 | 2 | 2 | 4 | 2 | 0 | 4 | 2 | 0 | 1 | 0 | 13 | |
| Team | | | | | | | | | | | | | | | | | |
| Totals | | | 25 | 68 | 9 | 26 | 15 | 24 | 11 | 25 | 36 | 17 | 74 | 12 | 7 | 6 | |

FG % 1st Half: 9-32 28.1% 2nd half: 14-32 43.8% OT: 2-4 50.0% Game: 25-68 36.8%
 3FG % 1st Half: 3-11 27.3% 2nd half: 4-12 33.3% OT: 2-3 66.7% Game: 9-26 34.6%
 FT % 1st Half: 3-4 75.0% 2nd half: 9-16 56.3% OT: 3-4 75.0% Game: 15-24 62.5%

Penn State 76 • 13-6, 3-3

| # | Player | Total | | | 3-Ptr | | | Rebounds | | | PF | TP | A | TO | Blk | Stl | Min |
|----|-----------------|-------|-----|----|-------|-----|-----|----------|-----|-------|----|----|----|----|-----|-----|-----|
| | | FG | FGA | FT | FTA | Off | Def | Off | Def | Total | | | | | | | |
| 11 | Stevens, Lamar | f | 10 | 18 | 2 | 3 | 4 | 5 | 1 | 6 | 7 | 3 | 26 | 2 | 4 | 0 | 40 |
| 24 | Watkins, Mike | f | 7 | 8 | 0 | 0 | 6 | 8 | 3 | 12 | 15 | 3 | 20 | 0 | 2 | 0 | 39 |
| 05 | Wheeler, Jamari | g | 0 | 4 | 0 | 0 | 0 | 2 | 3 | 5 | 2 | 0 | 3 | 1 | 0 | 1 | 26 |
| 10 | Carr, Tony | g | 5 | 21 | 3 | 9 | 4 | 6 | 2 | 2 | 4 | 17 | 8 | | | | |

2017-18 PENN STATE BOX SCORES

Official Basketball Box Score -- Game Totals -- Final Statistics
Penn State vs Northwestern
01/20/18 1:07 p.m. at Rosemont, Ill. (Allstate Arena)

21

Penn State 61 • 13-8, 3-5 B1G

| # | Player | Total | | 3-Ptr | | Rebounds | | | PF | TP | A | TO | Blk | Stl | Min |
|---------------|------------------|--------|--------------|-------------|--------------|----------|-----------|-----------|-----------|-----------|-----------|-----------|----------|----------|------------|
| | | FG-FGA | FG-FGA | FT-FTA | Off | Def | Tot | | | | | | | | |
| 11 | Stevens, Lamar | f | 6-11 | 1-3 | 0-0 | 0 | 2 | 2 | 2 | 13 | 1 | 1 | 0 | 0 | 38 |
| 24 | Watkins, Mike | f | 2-2 | 0-0 | 4-4 | 0 | 8 | 8 | 4 | 8 | 1 | 4 | 3 | 0 | 26 |
| 05 | Wheeler, Jamari | g | 1-2 | 0-1 | 0-0 | 1 | 0 | 1 | 3 | 2 | 1 | 3 | 0 | 1 | 15 |
| 10 | Carr, Tony | g | 4-10 | 0-3 | 2-2 | 1 | 2 | 3 | 4 | 8 | 6 | 4 | 0 | 0 | 38 |
| 33 | Garner, Shep | g | 7-13 | 6-11 | 2-2 | 0 | 3 | 3 | 1 | 22 | 1 | 0 | 1 | 0 | 39 |
| 01 | Zemgulis, Deivis | g | 0-0 | 0-0 | 0-0 | 0 | 0 | 0 | 0 | 0 | 0 | 0 | 1 | 0 | 10 |
| 04 | Bostick, Nazeer | g | 2-5 | 0-1 | 4-4 | 2 | 2 | 4 | 4 | 8 | 1 | 2 | 1 | 0 | 20 |
| 44 | Moore, Julian | g | 0-0 | 0-0 | 0-0 | 2 | 1 | 3 | 0 | 0 | 0 | 0 | 0 | 0 | 14 |
| | Team | | | | | 0 | 1 | 1 | | | | | | | |
| Totals | | | 22-43 | 7-19 | 10-12 | 6 | 19 | 25 | 18 | 61 | 11 | 14 | 6 | 1 | 200 |

FG % 1st Half: 15-22 68.2% 2nd half: 7-21 33.3% Game: 22-43 51.2% Deadball Rebounds
 3FG % 1st Half: 5-9 55.6% 2nd half: 2-10 20.0% Game: 7-19 36.8%
 FT % 1st Half: 0-1 0.0% 2nd half: 10-11 90.9% Game: 10-12 83.3%

Northwestern 70 • 12-9, 3-5 B1G

| # | Player | Total | | 3-Ptr | | Rebounds | | | PF | TP | A | TO | Blk | Stl | Min |
|---------------|-----------------|--------|--------------|-------------|-------------|-----------|-----------|-----------|-----------|-----------|-----------|----------|----------|----------|------------|
| | | FG-FGA | FG-FGA | FT-FTA | Off | Def | Tot | | | | | | | | |
| 04 | Vic Law | f | 5-12 | 3-7 | 5-7 | 0 | 5 | 5 | 2 | 18 | 2 | 1 | 0 | 1 | 35 |
| 44 | Gavin Skelly | f | 1-4 | 0-1 | 2-2 | 2 | 1 | 3 | 1 | 4 | 3 | 0 | 0 | 1 | 27 |
| 05 | Derek Pardon | c | 6-9 | 0-0 | 0-1 | 3 | 1 | 4 | 3 | 12 | 3 | 0 | 1 | 0 | 33 |
| 20 | Scottie Lindsey | g | 6-16 | 1-6 | 0-0 | 3 | 2 | 5 | 4 | 13 | 2 | 1 | 0 | 1 | 30 |
| 30 | Bryant McIntosh | g | 5-16 | 0-4 | 0-1 | 0 | 4 | 4 | 0 | 10 | 4 | 3 | 0 | 0 | 34 |
| 11 | Anthony Gaines | g | 2-4 | 0-0 | 2-2 | 2 | 1 | 3 | 4 | 6 | 2 | 1 | 1 | 1 | 26 |
| 23 | Jordan Ash | g | 2-2 | 1-1 | 0-1 | 1 | 0 | 1 | 1 | 5 | 0 | 0 | 0 | 0 | 6 |
| 25 | Barret Benson | g | 1-2 | 0-0 | 0-0 | 2 | 0 | 2 | 2 | 2 | 0 | 0 | 0 | 1 | 6 |
| 35 | Aaron Falzon | g | 0-0 | 0-0 | 0-0 | 0 | 0 | 0 | 0 | 0 | 0 | 0 | 0 | 0 | 3 |
| | Team | | | | | 3 | 2 | 5 | | | | | | | |
| Totals | | | 28-65 | 5-19 | 9-14 | 16 | 16 | 32 | 17 | 70 | 16 | 7 | 2 | 5 | 200 |

FG % 1st Half: 14-30 46.7% 2nd half: 14-35 40.0% Game: 28-65 43.1% Deadball Rebounds
 3FG % 1st Half: 2-10 20.0% 2nd half: 3-9 33.3% Game: 5-19 26.3%
 FT % 1st Half: 3-6 50.0% 2nd half: 6-8 75.0% Game: 9-14 64.3%

Officials: Lewis Garrison, Eric Curry, Tom Eades
 Technical fouls: Penn State-None. Northwestern-None.
 Attendance: 6544

| Score by periods | 1st | 2nd | Total |
|------------------|-----|-----|-------|
| Penn State | 35 | 26 | 61 |
| Northwestern | 33 | 37 | 70 |

| | In | Off | 2nd | Fast | Bench |
|--------|-------|-----|--------|-------|-------|
| Points | Paint | T/O | Chance | Break | |
| PSU | 24 | 8 | 4 | 0 | 8 |
| NU | 40 | 14 | 17 | 0 | 13 |

Last FG - PSU 2nd-10:37, NU 2nd-03:26.
 Largest lead - PSU by 9 1st-14:27, NU by 9 2nd-00:17.
 PSU led for 30:41. NU led for 07:22. Game was tied for 01:57.

Score tied - 3 times.
 Lead changed - 7 times.

Official Basketball Box Score -- Game Totals -- Final Statistics
Penn State vs Ohio State
01/25/18 8:00 p.m. at Columbus, Ohio (Value City Arena)

22

Penn State 82 • 14-8, 4-5 B1G

| # | Player | Total | | 3-Ptr | | Rebounds | | | PF | TP | A | TO | Blk | Stl | Min |
|---------------|------------------|--------|--------------|--------------|--------------|----------|-----------|-----------|-----------|-----------|-----------|-----------|----------|----------|------------|
| | | FG-FGA | FG-FGA | FT-FTA | Off | Def | Tot | | | | | | | | |
| 01 | Zemgulis, Deivis | f | 2-2 | 1-1 | 0-0 | 0 | 1 | 1 | 0 | 5 | 1 | 0 | 0 | 0 | 14 |
| 11 | Stevens, Lamar | f | 4-10 | 1-1 | 6-9 | 1 | 5 | 6 | 1 | 15 | 1 | 2 | 1 | 1 | 35 |
| 24 | Watkins, Mike | f | 3-7 | 0-0 | 1-3 | 1 | 4 | 5 | 1 | 7 | 0 | 0 | 0 | 0 | 28 |
| 10 | Carr, Tony | g | 10-14 | 4-5 | 4-4 | 1 | 4 | 5 | 2 | 28 | 5 | 2 | 0 | 0 | 39 |
| 33 | Garner, Shep | g | 4-5 | 4-5 | 2-2 | 0 | 0 | 0 | 3 | 14 | 2 | 2 | 0 | 0 | 30 |
| 04 | Bostick, Nazeer | g | 1-2 | 1-1 | 0-0 | 1 | 0 | 1 | 2 | 3 | 0 | 1 | 0 | 1 | 9 |
| 05 | Wheeler, Jamari | g | 0-0 | 0-0 | 0-0 | 0 | 0 | 0 | 0 | 0 | 0 | 0 | 0 | 0 | 2 |
| 23 | Reaves, Josh | g | 4-7 | 0-1 | 2-2 | 2 | 1 | 3 | 3 | 10 | 1 | 2 | 0 | 0 | 31 |
| 44 | Moore, Julian | g | 0-1 | 0-0 | 0-0 | 0 | 0 | 0 | 1 | 0 | 0 | 0 | 0 | 0 | 12 |
| | Team | | | | | 0 | 0 | 0 | | | | | | | |
| Totals | | | 28-48 | 11-14 | 15-20 | 6 | 15 | 21 | 13 | 82 | 10 | 10 | 1 | 2 | 200 |

FG % 1st Half: 13-23 56.5% 2nd half: 15-25 60.0% Game: 28-48 58.3% Deadball Rebounds
 3FG % 1st Half: 6-9 66.7% 2nd half: 5-5 100.0% Game: 11-14 78.6%
 FT % 1st Half: 6-8 75.0% 2nd half: 9-12 75.0% Game: 15-20 75.0%

Ohio State 79 • 18-5, 9-1 B1G

| # | Player | Total | | 3-Ptr | | Rebounds | | | PF | TP | A | TO | Blk | Stl | Min |
|---------------|-------------------|--------|--------------|-------------|--------------|----------|-----------|-----------|-----------|-----------|-----------|-----------|----------|----------|------------|
| | | FG-FGA | FG-FGA | FT-FTA | Off | Def | Tot | | | | | | | | |
| 01 | Tate, Jae'Sean | f | 6-11 | 0-0 | 5-5 | 1 | 9 | 10 | 4 | 17 | 2 | 4 | 2 | 2 | 33 |
| 33 | Bates-Diop, Keita | f | 8-13 | 4-6 | 5-5 | 2 | 2 | 4 | 4 | 25 | 2 | 0 | 0 | 0 | 32 |
| 34 | Wesson, Kaleb | f | 4-4 | 0-0 | 2-2 | 0 | 3 | 3 | 2 | 10 | 0 | 2 | 1 | 0 | 25 |
| 03 | Jackson, C.J. | g | 4-8 | 2-5 | 2-2 | 0 | 0 | 0 | 4 | 12 | 5 | 3 | 0 | 1 | 28 |
| 15 | Williams, Kam | g | 4-6 | 0-1 | 2-2 | 0 | 1 | 1 | 0 | 10 | 1 | 0 | 0 | 1 | 27 |
| 00 | Potter, Micah | g | 1-4 | 0-1 | 0-0 | 1 | 0 | 1 | 0 | 2 | 0 | 0 | 1 | 0 | 10 |
| 02 | Jallow, Musa | g | 0-2 | 0-1 | 0-0 | 0 | 0 | 0 | 0 | 0 | 0 | 0 | 0 | 0 | 9 |
| 13 | Dakich, Andrew | g | 1-2 | 1-1 | 0-0 | 0 | 2 | 2 | 1 | 3 | 1 | 1 | 0 | 1 | 20 |
| 24 | Wesson, Andre | g | 0-0 | 0-0 | 0-0 | 0 | 1 | 1 | 1 | 0 | 1 | 0 | 0 | 0 | 16 |
| | Team | | | | | 3 | 0 | 3 | | | | | | | |
| Totals | | | 28-50 | 7-15 | 16-16 | 7 | 18 | 25 | 16 | 79 | 12 | 11 | 4 | 5 | 200 |

FG % 1st Half: 14-27 51.9% 2nd half: 14-23 60.9% Game: 28-50 56.0% Deadball Rebounds
 3FG % 1st Half: 1-6 16.7% 2nd half: 6-9 66.7% Game: 7-15 46.7%
 FT % 1st Half: 8-8 100.0% 2nd half: 8-8 100.0% Game: 16-16 100.0%

Officials: Mike Eades, Donnie Eppley, Pat Driscoll
 Technical fouls: Penn State-None. Ohio State-None.
 Attendance: 13464

| Score by periods | 1st | 2nd | Total |
|------------------|-----|-----|-------|
| Penn State | 38 | 44 | 82 |
| Ohio State | 37 | 42 | 79 |

| | In | Off | 2nd | Fast | Bench |
|--------|-------|-----|--------|-------|-------|
| Points | Paint | T/O | Chance | Break | |
| PSU | 26 | 11 | 6 | 3 | 13 |
| OSU | 32 | 17 | 4 | 3 | 5 |

Last FG - PSU 2nd-00:01, OSU 2nd-00:05.
 Largest lead - PSU by 13 2nd-07:58, OSU by 2 2nd-18:13.
 PSU led for 37:26. OSU led for 01:28. Game was tied for 01:06.

Score tied - 3 times.
 Lead changed - 4 times.

Official Basketball Box Score -- Game Totals -- Final Statistics
Rutgers vs Penn State
1/27/18 4:00 p.m. at University Park, Pa. (Bryce Jordan Ctr.)

23

Rutgers 43 • 12-11, 2-8

| # | Player | Total | | 3-Ptr | | Rebounds | | | PF | TP | A | TO | Blk | Stl | Min |
|---------------|--------------------|--------|--------------|-------------|------------|----------|-----------|-----------|-----------|-----------|-----------|-----------|----------|----------|------------|
| | | FG-FGA | FG-FGA | FT-FTA | Off | Def | Tot | | | | | | | | |
| 33 | Freeman, Deshawn | f | 2-7 | 0-0 | 2-2 | 0 | 8 | 8 | 3 | 6 | 1 | 3 | 1 | 2 | 23 |
| 35 | Thiam, Issa | f | 5-12 | 2-7 | 0-0 | 0 | 4 | 4 | 0 | 12 | 0 | 2 | 0 | 0 | 28 |
| 21 | Doucoure, Mamadou | c | 3-6 | 0-0 | 0-0 | 1 | 3 | 4 | 3 | 6 | 0 | 1 | 1 | 0 | 21 |
| 00 | Baker, Geo | g | 1-9 | 1-6 | 0-0 | 0 | 1 | 1 | 1 | 3 | 4 | 1 | 0 | 2 | 35 |
| 03 | Sanders, Corey | g | 0-7 | 0-3 | 0-0 | 0 | 2 | 2 | 0 | 0 | 3 | 3 | 0 | 1 | 29 |
| 01 | Sa, Candido | g | 2-5 | 1-1 | 2-2 | 0 | 4 | 4 | 1 | 7 | 0 | 1 | 0 | 0 | 18 |
| 02 | Doorson, Shaquille | g | 0-1 | 0-0 | 0-0 | 0 | 0 | 0 | 0 | 0 | 0 | 0 | 0 | 0 | 6 |
| 10 | Dadika, Jake | g | 0-0 | 0-0 | 0-0 | 0 | 0 | 0 | 0 | 0 | 0 | 0 | 0 | 0 | 3 |
| 11 | Omoruyi, Eugene | g | 3-4 | 0-0 | 3-5 | 0 | 2 | 2 | 4 | 9 | 1 | 2 | 1 | 1 | 24 |
| 44 | Mensah, Souf | g | 0-0 | 0-0 | 0-0 | 0 | 0 | 0 | 3 | 0 | 1 | 2 | 0 | 1 | 13 |
| | Team | | | | | 1 | 1 | 2 | | | | | | | |
| Totals | | | 16-51 | 4-17 | 7-9 | 2 | 25 | 27 | 15 | 43 | 10 | 16 | 3 | 7 | 200 |

FG % 1st Half: 8-28 28.6% 2nd half: 8-23 34.8% Game: 16-51 31.4% Deadball Rebounds
 3FG % 1st Half: 2-10 20.0% 2nd half: 2-7 28.6% Game: 4-17 23.5%
 FT % 1st Half: 5-6 83.3% 2nd half: 2-3 66.7% Game: 7-9 77.8%

Penn State 60 • 15-8, 5-5

| # | Player | Total | | 3-Ptr | | Rebounds | | | PF | TP | A | TO | Blk | Stl | Min |
|----|------------------|--------|--------|--------|-----|----------|-----|----|----|----|---|----|-----|-----|-----|
| | | FG-FGA | FG-FGA | FT-FTA | Off | Def | Tot | | | | | | | | |
| 01 | Zemgulis, Deivis | f | 0-1 | 0-1 | 0-0 | 1 | 0 | 1 | 2 | 0 | 0 | 0 | 0 | 1 | 12 |
| 11 | Stevens, Lamar | f | 3-8 | 0-2 | 0-1 | 0 | 4 | 4 | 3 | 6 | 0 | 3 | 1 | 0 | 24 |
| 24 | Watkins, Mike | f | 6-12 | 0-0 | 3-6 | 5 | 14 | 19 | 0 | 15 | 1 | 3 | 3 | 0 | 30 |
| 10 | Carr, Tony | g | 6-13 | 2-5 | 2-3 | 0 | 5 | 5 | 2 | 16 | 4 | 4 | 0 | 2 | 39 |

2017-18 PENN STATE BOX SCORES

Official Basketball Box Score -- Game Totals -- Final Statistics Iowa vs Penn State 02/03/18 6 p.m. at University Park, Pa. (Bryce Jordan Ctr)

25

Iowa 58 • 12-13, 3-9

| # | Player | Total | | | 3-Ptr | | | Rebounds | | | PF | TP | A | T | Blk | Stl | Min |
|----|------------------|--------|--------|--------|--------|--------|--------|----------|-----|-----|----|----|---|---|-----|-----|-----|
| | | FG-FGA | FG-FGA | FT-FTA | FG-FGA | FG-FGA | FT-FTA | Off | Def | Tot | | | | | | | |
| 05 | Cook, Tyler | r | 8-12 | 0-0 | 3-6 | 2 | 4 | 6 | 3 | 19 | 1 | 2 | 0 | 0 | 0 | 31 | |
| 51 | Baer, Nicholas | r | 1-4 | 0-3 | 0-0 | 3 | 3 | 6 | 1 | 2 | 0 | 0 | 1 | 1 | 21 | | |
| 55 | Garza, Luka | r | 3-13 | 0-2 | 7-9 | 2 | 4 | 6 | 2 | 13 | 0 | 2 | 0 | 1 | 24 | | |
| 03 | Bohannon, Jordan | g | 1-3 | 1-3 | 0-0 | 0 | 0 | 0 | 1 | 3 | 3 | 3 | 0 | 1 | 24 | | |
| 04 | Moss, Isaiah | g | 1-6 | 0-1 | 2-2 | 0 | 1 | 1 | 0 | 4 | 1 | 0 | 0 | 0 | 21 | | |
| 00 | Wagner, Ahmad | g | 0-0 | 0-0 | 0-0 | 0 | 0 | 0 | 0 | 0 | 0 | 0 | 0 | 0 | 4 | | |
| 01 | Dailey, Maishe | g | 2-4 | 0-1 | 0-0 | 0 | 1 | 1 | 4 | 4 | 0 | 3 | 0 | 1 | 26 | | |
| 02 | Nunge, Jack | g | 2-7 | 0-0 | 0-0 | 2 | 2 | 2 | 1 | 4 | 0 | 0 | 0 | 0 | 22 | | |
| 25 | Uhl, Dom | g | 0-0 | 0-0 | 0-0 | 1 | 2 | 3 | 0 | 0 | 2 | 0 | 0 | 0 | 8 | | |
| 35 | Pemsl, Cordell | g | 3-6 | 0-0 | 3-5 | 1 | 2 | 3 | 2 | 9 | 0 | 3 | 0 | 0 | 19 | | |
| | Team | | | | | 1 | 1 | 2 | | | | | | | | | |
| | Totals | | 21-55 | 1-10 | 15-22 | 12 | 18 | 30 | 14 | 58 | 7 | 13 | 1 | 4 | 200 | | |

FG % 1st Half: 12-30 40.0% 2nd half: 9-25 36.0% Game: 21-55 38.2%
3FG % 1st Half: 1-3 33.3% 2nd half: 0-7 0.0% Game: 1-10 10.0%
FT % 1st Half: 3-5 60.0% 2nd half: 12-17 70.6% Game: 15-22 68.2%

Penn State 82 • 16-9, 6-6

| # | Player | Total | | | 3-Ptr | | | Rebounds | | | PF | TP | A | T | Blk | Stl | Min |
|----|------------------|--------|--------|--------|--------|--------|--------|----------|-----|-----|----|----|---|---|-----|-----|-----|
| | | FG-FGA | FG-FGA | FT-FTA | FG-FGA | FG-FGA | FT-FTA | Off | Def | Tot | | | | | | | |
| 11 | Stevens, Lamar | r | 8-18 | 0-3 | 1-2 | 2 | 4 | 6 | 3 | 17 | 2 | 3 | 4 | 1 | 36 | | |
| 24 | Watkins, Mike | r | 9-10 | 0-0 | 1-2 | 2 | 8 | 10 | 3 | 19 | 0 | 1 | 1 | 2 | 30 | | |
| 10 | Carr, Tony | g | 6-13 | 2-4 | 2-2 | 1 | 5 | 6 | 2 | 16 | 3 | 3 | 0 | 0 | 35 | | |
| 23 | Reaves, Josh | g | 4-5 | 0-0 | 3-4 | 1 | 1 | 2 | 3 | 11 | 5 | 1 | 0 | 1 | 20 | | |
| 33 | Garner, Shep | g | 3-8 | 3-7 | 0-0 | 0 | 2 | 2 | 9 | 0 | 1 | 0 | 0 | 0 | 30 | | |
| 01 | Zemgulis, Deivis | g | 0-0 | 0-0 | 0-0 | 0 | 0 | 0 | 0 | 0 | 0 | 0 | 0 | 0 | 1 | | |
| 04 | Bostick, Nazeer | g | 2-5 | 0-1 | 0-0 | 1 | 3 | 4 | 2 | 4 | 1 | 0 | 0 | 1 | 23 | | |
| 05 | Wheeler, Jamari | g | 1-3 | 0-0 | 0-0 | 1 | 2 | 3 | 2 | 2 | 1 | 0 | 0 | 0 | 12 | | |
| 21 | Harrar, John | g | 1-1 | 0-0 | 0-0 | 0 | 0 | 0 | 0 | 2 | 0 | 0 | 0 | 0 | 2 | | |
| 44 | Moore, Julian | g | 1-1 | 0-0 | 0-0 | 1 | 0 | 1 | 2 | 2 | 1 | 0 | 1 | 0 | 11 | | |
| | Team | | | | | 2 | 1 | 3 | | | | | | | | | |
| | Totals | | 35-64 | 5-15 | 7-10 | 11 | 26 | 37 | 19 | 82 | 13 | 11 | 6 | 5 | 200 | | |

FG % 1st Half: 20-34 58.8% 2nd half: 15-30 50.0% Game: 35-64 54.7%
3FG % 1st Half: 4-8 50.0% 2nd half: 1-7 14.3% Game: 5-15 33.3%
FT % 1st Half: 3-4 75.0% 2nd half: 4-6 66.7% Game: 7-10 70.0%

Officials: D.J. Carstensen, Paul Szelc, Kelly Pfeifer
Technical fouls: Iowa-None. Penn State-None.
Attendance: 10394

| Score by periods | 1st | 2nd | Total |
|------------------|-----|-----|-------|
| Iowa | 28 | 30 | 58 |
| Penn State | 47 | 35 | 82 |

Last FG - Iowa 2nd-01:55, PSU 2nd-00:40.
Largest lead - Iowa by 3 1st-19:23, PSU by 25 2nd-04:20.
Iowa led for 01:50. PSU led for 36:16. Game was tied for 01:54.

Official Basketball Box Score -- Game Totals -- Final Statistics Penn State vs Illinois 02/11/18 6 p.m. at State Farm Center; Champaign, Ill.

27

Penn State 74 • 18-9, 8-6

| # | Player | Total | | | 3-Ptr | | | Rebounds | | | PF | TP | A | T | Blk | Stl | Min |
|----|------------------|--------|--------|--------|--------|--------|--------|----------|-----|-----|----|----|---|---|-----|-----|-----|
| | | FG-FGA | FG-FGA | FT-FTA | FG-FGA | FG-FGA | FT-FTA | Off | Def | Tot | | | | | | | |
| 11 | Stevens, Lamar | r | 5-8 | 0-2 | 1-2 | 2 | 4 | 6 | 3 | 11 | 2 | 4 | 0 | 0 | 39 | | |
| 24 | Watkins, Mike | r | 5-5 | 0-0 | 0-1 | 0 | 4 | 4 | 3 | 10 | 0 | 1 | 0 | 1 | 22 | | |
| 10 | Carr, Tony | g | 6-13 | 3-7 | 0-0 | 1 | 5 | 6 | 0 | 15 | 6 | 3 | 1 | 1 | 35 | | |
| 23 | Reaves, Josh | g | 5-9 | 0-1 | 0-0 | 2 | 1 | 3 | 4 | 10 | 1 | 0 | 0 | 1 | 19 | | |
| 33 | Garner, Shep | g | 5-14 | 4-13 | 2-2 | 1 | 1 | 2 | 1 | 16 | 4 | 2 | 1 | 1 | 37 | | |
| 01 | Zemgulis, Deivis | g | 0-0 | 0-0 | 0-0 | 0 | 0 | 0 | 0 | 0 | 0 | 0 | 0 | 0 | 1 | | |
| 04 | Bostick, Nazeer | g | 2-3 | 0-0 | 3-4 | 1 | 0 | 1 | 2 | 7 | 3 | 0 | 0 | 0 | 19 | | |
| 05 | Wheeler, Jamari | g | 1-2 | 0-1 | 0-1 | 1 | 1 | 2 | 1 | 2 | 3 | 1 | 0 | 2 | 10 | | |
| 21 | Harrar, John | g | 0-0 | 0-0 | 0-0 | 0 | 0 | 0 | 0 | 0 | 0 | 0 | 0 | 0 | 4 | | |
| 44 | Moore, Julian | g | 1-1 | 0-0 | 1-1 | 0 | 1 | 1 | 2 | 3 | 1 | 0 | 1 | 0 | 14 | | |
| | Team | | | | | 1 | 2 | 3 | | | | | | | | | |
| | Totals | | 30-55 | 7-24 | 7-11 | 9 | 19 | 28 | 16 | 74 | 20 | 11 | 3 | 6 | 200 | | |

FG % 1st Half: 15-27 55.6% 2nd half: 15-28 53.6% Game: 30-55 54.5%
3FG % 1st Half: 3-13 23.1% 2nd half: 4-11 36.4% Game: 7-24 29.2%
FT % 1st Half: 4-6 66.7% 2nd half: 3-5 60.0% Game: 7-11 63.6%

Illinois 52 • 12-14, 2-11

| # | Player | Total | | | 3-Ptr | | | Rebounds | | | PF | TP | A | T | Blk | Stl | Min |
|----|--------------------|--------|--------|--------|--------|--------|--------|----------|-----|-----|----|----|---|---|-----|-----|-----|
| | | FG-FGA | FG-FGA | FT-FTA | FG-FGA | FG-FGA | FT-FTA | Off | Def | Tot | | | | | | | |
| 11 | Eboigbodin, Greg | r | 0-0 | 0-0 | 0-0 | 3 | 3 | 6 | 5 | 0 | 2 | 1 | 0 | 0 | 21 | | |
| 12 | Black, Leron | r | 6-10 | 2-3 | 4-4 | 4 | 2 | 6 | 3 | 18 | 0 | 3 | 0 | 0 | 29 | | |
| 01 | Frazier, Trent | g | 2-11 | 2-6 | 0-1 | 2 | 2 | 4 | 2 | 6 | 1 | 3 | 0 | 3 | 29 | | |
| 23 | Jordan, Aaron | g | 0-3 | 0-2 | 0-0 | 0 | 1 | 1 | 2 | 0 | 2 | 0 | 0 | 0 | 24 | | |
| 24 | Alstork, Mark | g | 2-5 | 0-1 | 0-0 | 0 | 2 | 2 | 1 | 4 | 0 | 1 | 0 | 0 | 14 | | |
| 02 | Nichols, Kipper | g | 4-10 | 1-5 | 3-3 | 1 | 5 | 6 | 1 | 12 | 0 | 1 | 0 | 1 | 25 | | |
| 03 | Lucas, TeJon | g | 5-6 | 0-1 | 0-3 | 0 | 1 | 1 | 0 | 10 | 2 | 2 | 0 | 0 | 17 | | |
| 04 | Vesell, Matic | g | 0-0 | 0-0 | 0-0 | 0 | 1 | 1 | 2 | 0 | 0 | 2 | 0 | 0 | 5 | | |
| 13 | Smith, Mark | g | 1-3 | 0-1 | 0-1 | 0 | 1 | 1 | 0 | 2 | 1 | 1 | 0 | 0 | 15 | | |
| 20 | Williams, De'Monte | g | 0-3 | 0-0 | 0-0 | 2 | 0 | 2 | 0 | 0 | 2 | 2 | 0 | 1 | 20 | | |
| 45 | Liss, Cameron | g | 0-0 | 0-0 | 0-0 | 0 | 0 | 0 | 0 | 0 | 0 | 0 | 0 | 0 | 1 | | |
| | Team | | | | | 2 | 0 | 2 | | | | | | | | | |
| | Totals | | 20-51 | 5-19 | 7-12 | 14 | 18 | 32 | 16 | 52 | 10 | 16 | 0 | 5 | 200 | | |

FG % 1st Half: 14-29 48.3% 2nd half: 6-22 27.3% Game: 20-51 39.2%
3FG % 1st Half: 3-11 27.3% 2nd half: 2-8 25.0% Game: 5-19 26.3%
FT % 1st Half: 5-6 83.3% 2nd half: 2-6 33.3% Game: 7-12 58.3%

Officials: Gene Steratore, Donnie Eppley, Eric Curry
Technical fouls: Penn State-None. Illinois-None.
Attendance: 12840

| Score by periods | 1st | 2nd | Total |
|------------------|-----|-----|-------|
| Penn State | 37 | 37 | 74 |
| Illinois | 36 | 16 | 52 |

Last FG - PSU 2nd-00:31, ILL 2nd-00:52.
Largest lead - PSU by 22 2nd-01:32, ILL by 6 1st-15:11.
PSU led for 22:45. ILL led for 15:04. Game was tied for 02:11.

Score tied - 3 times.
Lead changed - 11 times.

Official Basketball Box Score -- Game Totals -- Final Statistics Maryland vs Penn State 2/7/18 6:30 p.m. at University Park, Pa. (Bryce Jordan Ctr.)

26

Maryland 70 • 16-10, 5-8

| # | Player | Total | | | 3-Ptr | | | Rebounds | | | PF | TP | A | T | Blk | Stl | Min |
|----|----------------|--------|--------|--------|--------|--------|--------|----------|-----|-----|----|----|---|---|-----|-----|-----|
| | | FG-FGA | FG-FGA | FT-FTA | FG-FGA | FG-FGA | FT-FTA | Off | Def | Tot | | | | | | | |
| 23 | Bruno Fernando | r | 4-6 | 0-0 | 5-5 | 2 | 7 | 9 | 3 | 13 | 3 | 6 | 1 | 1 | 30 | | |
| 01 | Anthony Cowan | g | 4-7 | 3-3 | 4-7 | 0 | 2 | 2 | 2 | 15 | 5 | 2 | 0 | 3 | 40 | | |
| 04 | Kevin Huerter | g | 5-12 | 1-4 | 2-2 | 0 | 5 | 5 | 2 | 13 | 3 | 4 | 0 | 1 | 37 | | |
| 05 | Dion Wiley | g | 2-3 | 2-3 | 0-0 | 0 | 0 | 0 | 1 | 6 | 0 | 0 | 0 | 0 | 23 | | |
| 10 | Darryl Morsell | g | 5-8 | 0-0 | 0-0 | 1 | 2 | 3 | 1 | 10 | 3 | 0 | 1 | 1 | 33 | | |
| 00 | Sean Obi | g | 0-0 | 0-0 | 0-0 | 0 | 2 | 2 | 3 | 0 | 1 | 0 | 0 | 0 | 10 | | |
| 11 | Jared Nickens | g | 5-10 | 3-7 | 0-0 | 1 | 1 | 2 | 4 | 13 | 0 | 1 | 0 | 0 | 25 | | |
| 12 | Reese Mona | g | 0-0 | 0-0 | 0-0 | 0 | 0 | 0 | 0 | 0 | 0 | 0 | 0 | 0 | 0+ | | |
| 33 | Joshua Tomaic | g | 0-0 | 0-0 | 0-0 | 0 | 0 | 0 | 0 | 0 | 1 | 0 | 0 | 0 | 2 | | |
| | Team | | | | | 0 | 0 | 0 | | | | | | | | | |
| | Totals | | 25-46 | 9-17 | 11-14 | 4 | 19 | 23 | 17 | 70 | 14 | 14 | 2 | 6 | 200 | | |

FG % 1st Half: 13-22 59.1% 2nd half: 12-24 50.0% Game: 25-46 54.3%
3FG % 1st Half: 4-7 57.1% 2nd half: 5-10 50.0% Game: 9-17 52.9%
FT % 1st Half: 5-6 83.3% 2nd half: 6-8 75.0% Game: 11-14 78.6%

Penn State 74 • 17-9, 7-6

| # | Player | Total | | | 3-Ptr | | | Rebounds | | | PF | TP | A | T | Blk | Stl | Min |
|----|----------------|--------|--------|--------|--------|--------|--------|----------|-----|-----|----|----|---|---|-----|-----|-----|
| | | FG-FGA | FG-FGA | FT-FTA | FG-FGA | FG-FGA | FT-FTA | Off | Def | Tot | | | | | | | |
| 11 | Stevens, Lamar | r | 10-12 | 2-3 | 3-4 | 3 | 1 | 4 | 1 | 25 | 2 | 0 | 2 | 1 | 40 | | |
| 24 | Watkins, Mike | r | 5-7 | 0-0 | 1-4 | 2 | 3 | 5 | 2 | 11 | 1 | 1 | 1 | 3 | 31 | | |
| 10 | Carr, Tony | g | 5-12 | 4-6 | 2-2 | 0 | 1 | 1 | 2 | 16 | 6 | 2 | 0 | 1 | 37 | | |
| 23 | Reaves, Josh | g | 5-10 | 1-3 | 3-4 | 3 | 6 | 9 | 3 | 14 | 1 | 4 | 0 | 1 | 36 | | |
| 33 | Garner, Shep | g | 2-8 | 2-8 | 0-0 | 0 | 0 | 0 | 2 | 6 | 1 | 1 | 0 | 0 | 28 | | |

2017-18 PENN STATE BOX SCORES

Official Basketball Box Score -- Game Totals -- Final Statistics Penn State vs Purdue 02/18/18 8:00 PM ET at West Lafayette, Ind. / Mackey Arena

29

Penn State 73 • 19-10, 9-7

| # | Player | Total | | | 3-Ptr | | | Rebounds | | | PF | TP | A | TO | Blk | Stl | Min |
|--------|-----------------|-------|-------|------|-------|-----|-----|----------|----|----|----|----|---|----|-----|-----|-----|
| | | FG | FGA | FT | FTA | Off | Def | Total | | | | | | | | | |
| 11 | Stevens, Lamar | f | 4-8 | 1-2 | 4-6 | 1 | 5 | 6 | 1 | 13 | 1 | 4 | 1 | 1 | 38 | | |
| 24 | Watkins, Mike | c | 1-3 | 0-0 | 1-2 | 1 | 1 | 2 | 4 | 3 | 0 | 1 | 1 | 0 | 9 | | |
| 10 | Carr, Tony | g | 8-22 | 2-4 | 1-1 | 3 | 2 | 5 | 2 | 19 | 5 | 2 | 1 | 1 | 36 | | |
| 23 | Reaves, Josh | g | 3-5 | 1-3 | 0-0 | 1 | 6 | 7 | 4 | 7 | 5 | 3 | 0 | 0 | 38 | | |
| 33 | Garner, Shep | g | 6-9 | 5-8 | 0-0 | 0 | 4 | 4 | 3 | 17 | 0 | 1 | 0 | 0 | 25 | | |
| 03 | Pierce, Satchel | g | 1-1 | 0-0 | 0-0 | 0 | 2 | 2 | 3 | 2 | 0 | 1 | 1 | 1 | 13 | | |
| 04 | Bostick, Nazeer | g | 2-4 | 0-1 | 2-2 | 2 | 2 | 4 | 2 | 6 | 1 | 2 | 0 | 1 | 14 | | |
| 05 | Wheeler, Jamari | g | 0-1 | 0-0 | 0-0 | 2 | 0 | 2 | 0 | 0 | 1 | 1 | 0 | 1 | 8 | | |
| 21 | Harrar, John | g | 0-0 | 0-0 | 0-0 | 0 | 0 | 0 | 1 | 0 | 0 | 1 | 0 | 0 | 5 | | |
| 44 | Moore, Julian | g | 3-3 | 0-0 | 0-2 | 1 | 0 | 1 | 2 | 6 | 1 | 0 | 0 | 0 | 14 | | |
| | Team | | | | | 0 | 2 | 2 | | | | | | | | | |
| Totals | | | 28-56 | 9-18 | 8-13 | 11 | 24 | 35 | 22 | 73 | 14 | 15 | 5 | 5 | 200 | | |

FG % 1st Half: 15-30 50.0% 2nd half: 13-26 50.0% Game: 28-56 50.0%
 3FG % 1st Half: 4-8 50.0% 2nd half: 5-10 50.0% Game: 9-18 50.0%
 FT % 1st Half: 2-3 66.7% 2nd half: 6-10 60.0% Game: 8-13 61.5%

Purdue 76 • 24-5, 13-3

| # | Player | Total | | | 3-Ptr | | | Rebounds | | | PF | TP | A | TO | Blk | Stl | Min |
|--------|-----------------|-------|-------|------|-------|-----|-----|----------|----|----|----|----|---|----|-----|-----|-----|
| | | FG | FGA | FT | FTA | Off | Def | Total | | | | | | | | | |
| 24 | Eifert, Grady | f | 2-3 | 0-1 | 2-5 | 1 | 3 | 4 | 4 | 6 | 2 | 0 | 1 | 0 | 23 | | |
| 44 | Haas, Isaac | c | 4-7 | 0-0 | 4-7 | 2 | 4 | 6 | 4 | 12 | 3 | 3 | 1 | 0 | 27 | | |
| 03 | Edwards, Carsen | g | 9-19 | 3-8 | 6-7 | 0 | 4 | 4 | 1 | 27 | 2 | 0 | 0 | 3 | 35 | | |
| 11 | Thompson, P.J. | g | 0-2 | 0-2 | 0-0 | 1 | 2 | 3 | 3 | 0 | 0 | 1 | 1 | 1 | 21 | | |
| 31 | Mathias, Dakota | g | 7-11 | 2-5 | 2-2 | 0 | 3 | 3 | 2 | 18 | 3 | 2 | 0 | 2 | 34 | | |
| 14 | Cline, Ryan | g | 2-4 | 2-4 | 1-2 | 0 | 1 | 1 | 1 | 7 | 2 | 1 | 0 | 1 | 21 | | |
| 20 | Eastern, Nojel | g | 1-3 | 0-0 | 0-0 | 2 | 1 | 3 | 1 | 2 | 1 | 2 | 0 | 1 | 22 | | |
| 32 | Haarms, Matt | g | 1-4 | 0-0 | 2-4 | 2 | 0 | 2 | 2 | 4 | 0 | 0 | 1 | 1 | 17 | | |
| | Team | | | | | 1 | 1 | 2 | | | | | | | | | |
| Totals | | | 26-53 | 7-20 | 17-27 | 9 | 19 | 28 | 18 | 76 | 13 | 9 | 4 | 9 | 200 | | |

FG % 1st Half: 11-26 42.3% 2nd half: 15-27 55.6% Game: 26-53 49.1%
 3FG % 1st Half: 2-9 22.2% 2nd half: 5-11 45.5% Game: 7-20 35.0%
 FT % 1st Half: 8-9 88.9% 2nd half: 9-18 50.0% Game: 17-27 63.0%

Officials: Bo Boroski, Bill Ek, Keith Kimble
 Technical fouls: Penn State-Watkins, Mike, Purdue-Haarms, Matt.
 Attendance: 14804

| Score by periods | 1st | 2nd | Total |
|------------------|-----|-----|-------|
| Penn State | 36 | 37 | 73 |
| Purdue | 32 | 44 | 76 |

| Points | In | Off | 2nd | Fast | Bench |
|--------|----|-----|-----|------|-------|
| PSU | 20 | 11 | 13 | 2 | 14 |
| PURDUE | 24 | 12 | 11 | 4 | 13 |

Last FG - PSU 2nd-01:33, PURDUE 2nd-01:13.
 Largest lead - PSU by 9 1st-05:04, PURDUE by 11 2nd-12:34.
 PSU led for 12:48. PURDUE led for 25:31. Game was tied for 01:41.

Score tied - 4 times.
 Lead changed - 4 times.

Official Basketball Box Score -- Game Totals -- Final Statistics Michigan vs Penn State 2/21/18 7:00 p.m. at University Park, Pa. (Bryce Jordan Ctr.)

30

Michigan 72 • 23-7, 12-5

| # | Player | Total | | | 3-Ptr | | | Rebounds | | | PF | TP | A | TO | Blk | Stl | Min |
|--------|--------------------|-------|-------|-------|-------|-----|-----|----------|----|----|----|----|---|----|-----|-----|-----|
| | | FG | FGA | FT | FTA | Off | Def | Total | | | | | | | | | |
| 04 | Livers, Isaiah | f | 0-0 | 0-0 | 2-2 | 0 | 0 | 0 | 0 | 2 | 1 | 0 | 0 | 0 | 9 | | |
| 13 | Wagner, Moritz | f | 5-9 | 4-5 | 4-4 | 1 | 7 | 8 | 3 | 18 | 1 | 1 | 0 | 0 | 28 | | |
| 01 | Mathews, Charles | g | 0-5 | 0-1 | 0-0 | 1 | 2 | 3 | 1 | 0 | 2 | 3 | 2 | 1 | 17 | | |
| 03 | Simpson, Zavier | g | 4-10 | 0-3 | 1-2 | 1 | 5 | 6 | 1 | 9 | 4 | 1 | 0 | 3 | 32 | | |
| 12 | Abdur-Rahkman, M-A | g | 3-6 | 1-3 | 2-4 | 0 | 2 | 2 | 2 | 9 | 5 | 4 | 0 | 2 | 38 | | |
| 02 | Poole, Jordan | g | 4-8 | 2-2 | 3-3 | 0 | 4 | 4 | 3 | 13 | 1 | 1 | 0 | 1 | 26 | | |
| 05 | Simmons, Jaaron | g | 0-0 | 0-0 | 0-0 | 0 | 0 | 0 | 2 | 0 | 0 | 0 | 0 | 0 | 4 | | |
| 15 | Teske, Jon | g | 0-2 | 0-0 | 0-0 | 1 | 3 | 4 | 0 | 0 | 1 | 0 | 1 | 0 | 12 | | |
| 22 | Robinson, Duncan | g | 6-9 | 3-6 | 4-4 | 1 | 3 | 4 | 3 | 19 | 0 | 1 | 3 | 1 | 32 | | |
| 55 | Brooks, Eli | g | 1-2 | 0-1 | 0-0 | 0 | 1 | 1 | 0 | 2 | 0 | 0 | 0 | 0 | 2 | | |
| | Team | | | | | 1 | 1 | 2 | | | | | | | | | |
| Totals | | | 23-51 | 10-21 | 16-19 | 6 | 28 | 34 | 15 | 72 | 15 | 12 | 6 | 8 | 200 | | |

FG % 1st Half: 13-26 50.0% 2nd half: 10-25 40.0% Game: 23-51 45.1%
 3FG % 1st Half: 5-10 50.0% 2nd half: 5-11 45.5% Game: 10-21 47.6%
 FT % 1st Half: 3-5 60.0% 2nd half: 13-14 92.9% Game: 16-19 84.2%

Penn State 63 • 19-11, 9-8

| # | Player | Total | | | 3-Ptr | | | Rebounds | | | PF | TP | A | TO | Blk | Stl | Min |
|--------|------------------|-------|-------|------|-------|-----|-----|----------|----|----|----|----|---|----|-----|-----|-----|
| | | FG | FGA | FT | FTA | Off | Def | Total | | | | | | | | | |
| 11 | Stevens, Lamar | f | 9-19 | 1-3 | 0-4 | 0 | 8 | 8 | 1 | 19 | 3 | 2 | 2 | 0 | 38 | | |
| 44 | Moore, Julian | f | 2-4 | 0-0 | 2-2 | 2 | 1 | 3 | 3 | 6 | 0 | 1 | 0 | 0 | 11 | | |
| 10 | Carr, Tony | g | 8-18 | 4-8 | 1-1 | 0 | 5 | 5 | 1 | 21 | 6 | 2 | 2 | 1 | 39 | | |
| 23 | Reaves, Josh | g | 2-3 | 1-2 | 3-4 | 1 | 6 | 7 | 5 | 8 | 1 | 2 | 0 | 3 | 35 | | |
| 33 | Garner, Shep | g | 1-6 | 1-5 | 0-0 | 0 | 1 | 1 | 4 | 3 | 0 | 1 | 0 | 1 | 33 | | |
| 01 | Zemgulis, Deivis | g | 0-0 | 0-0 | 0-0 | 0 | 1 | 1 | 0 | 0 | 0 | 0 | 0 | 0 | 1 | | |
| 03 | Pierce, Satchel | g | 1-2 | 0-0 | 0-0 | 0 | 0 | 0 | 1 | 2 | 0 | 0 | 1 | 0 | 5 | | |
| 04 | Bostick, Nazeer | g | 1-4 | 0-0 | 0-0 | 0 | 0 | 0 | 3 | 2 | 2 | 1 | 1 | 21 | | | |
| 05 | Wheeler, Jamari | g | 0-0 | 0-0 | 0-0 | 0 | 0 | 0 | 0 | 0 | 0 | 0 | 0 | 0 | 4 | | |
| 21 | Harrar, John | g | 1-1 | 0-0 | 0-0 | 1 | 0 | 1 | 1 | 2 | 0 | 0 | 0 | 0 | 8 | | |
| 24 | Watkins, Mike | g | 0-2 | 0-0 | 0-0 | 0 | 0 | 0 | 0 | 0 | 0 | 0 | 0 | 0 | 5 | | |
| | Team | | | | | 5 | 2 | 7 | | | | | | | | | |
| Totals | | | 25-59 | 7-18 | 6-11 | 9 | 24 | 33 | 19 | 63 | 10 | 10 | 6 | 6 | 200 | | |

FG % 1st Half: 11-28 39.3% 2nd half: 14-31 45.2% Game: 25-59 42.4%
 3FG % 1st Half: 2-7 28.6% 2nd half: 5-11 45.5% Game: 7-18 38.9%
 FT % 1st Half: 2-2 100.0% 2nd half: 4-9 44.4% Game: 6-11 54.5%

Officials: Terry Oglesby, Gene Steratore, Rob Riley
 Technical fouls: Michigan-None, Penn State-None.
 Attendance: 13586

| Score by periods | 1st | 2nd | Total |
|------------------|-----|-----|-------|
| Michigan | 34 | 38 | 72 |
| Penn State | 26 | 37 | 63 |

| Points | In | Off | 2nd | Fast | Bench |
|--------|----|-----|-----|------|-------|
| MICH | 24 | 14 | 4 | 13 | 34 |
| PSU | 30 | 9 | 10 | 4 | 6 |

Last FG - MICH 2nd-01:28, PSU 2nd-00:22.
 Largest lead - MICH by 13 1st-03:52, PSU by 3 2nd-14:30.
 MICH led for 33:46. PSU led for 04:04. Game was tied for 02:10.

Score tied - 4 times.
 Lead changed - 4 times.

Official Basketball Box Score -- Game Totals -- Final Statistics Penn State vs Nebraska 02/25/18 4:21 p.m. at Pinnacle Bank Arena (Lincoln, Neb.)

31

Penn State 64 • 19-12, 9-9

| # | Player | Total | | | 3-Ptr | | | Rebounds | | | PF | TP | A | TO | Blk | Stl | Min |
|--------|-----------------|-------|-------|------|-------|-----|-----|----------|----|----|----|----|---|----|-----|-----|-----|
| | | FG | FGA | FT | FTA | Off | Def | Total | | | | | | | | | |
| 11 | Stevens, Lamar | f | 5-11 | 1-2 | 2-4 | 1 | 6 | 7 | 2 | 13 | 0 | 4 | 3 | 0 | 34 | | |
| 44 | Moore, Julian | f | 1-2 | 0-0 | 0-0 | 1 | 2 | 3 | 2 | 2 | 0 | 0 | 0 | 0 | 14 | | |
| 10 | Carr, Tony | g | 9-23 | 2-7 | 7-11 | 1 | 2 | 3 | 1 | 27 | 1 | 3 | 0 | 0 | 38 | | |
| 23 | Reaves, Josh | g | 1-8 | 0-3 | 1-2 | 2 | 5 | 7 | 3 | 3 | 3 | 3 | 0 | 7 | 37 | | |
| 33 | Garner, Shep | g | 5-8 | 1-4 | 0-0 | 0 | 2 | 2 | 3 | 11 | 2 | 1 | 0 | 2 | 30 | | |
| 03 | Pierce, Satchel | g | 0-1 | 0-0 | 0-0 | 1 | 0 | 1 | 2 | 0 | 0 | 0 | 0 | 0 | 4 | | |
| 04 | Bostick, Nazeer | g | 2-5 | 0-1 | 0-0 | 0 | 0 | 0 | 2 | 4 | 0 | 1 | 0 | 2 | 22 | | |
| 05 | Wheeler, Jamari | g | 1-1 | 0-0 | 2-2 | 2 | 0 | 2 | 3 | 4 | 0 | 0 | 0 | 0 | 15 | | |
| 21 | Harrar, John | g | 0-0 | 0-0 | 0-0 | 0 | 0 | 0 | 1 | 0 | 0 | 1 | 0 | 0 | 6 | | |
| | Team | | | | | 2 | 1 | 3 | | | | | | | | | |
| Totals | | | 24-59 | 4-17 | 12-19 | 10 | 18 | 28 | 19 | 64 | 6 | 13 | 3 | 11 | 200 | | |

FG % 1st Half: 7-27 25.9% 2nd half: 17-32 53.1% Game: 24-59 40.7%
 3FG % 1st Half: 1-6 16.7% 2nd half: 3-11 27.3% Game: 4-17 23.5%
 FT % 1st Half: 2-4 50.0% 2nd half: 10-15 66.7% Game: 12-19 63.2%

Nebraska 76 • 22-9, 13-5

| # | Player | Total | | | 3-Ptr | | | Rebounds | | | PF | TP | A | TO | Blk | Stl | Min |
|----|-------------------|-------|------|-------|-------|-----|-----|----------|---|----|----|----|---|----|-----|-----|-----|
| | | FG | FGA | FT | FTA | Off | Def | Total | | | | | | | | | |
| 14 | Copeland, Isaac | f | 6-10 | 2-3 | 3-5 | 3 | 9 | 12 | 2 | 17 | 4 | 2 | 0 | 1 | 34 | | |
| 00 | Okeke, DUBY | c | 0-0 | 0-0 | 0-0 | 0 | 2 | 2 | 0 | 0 | 0 | 0 | 1 | 0 | 4 | | |
| 11 | Taylor, Evan | g | 2-8 | 0-1 | 3-4 | 2 | 4 | 6 | 1 | 7 | 3 | 0 | 0 | 2 | 30 | | |
| 13 | Gill, Anton | g | 2-6 | 2-5 | 3-4 | 0 | 0 | 0 | 2 | 9 | 0 | 2 | 0 | 0 | 23 | | |
| 24 | Palmer Jr., James | g | 5-12 | 0-3</ | | | | | | | | | | | | | |

2017-18 PENN STATE BOX SCORES

Official Basketball Box Score -- Game Totals -- Final Statistics Penn State vs Ohio State 3/2/18 6:30pm at Madison Square Garden, New York, NY

33

Penn State 69

| # | Player | F | Total | | 3-Ptr | | Rebounds | | | PF | TP | A | TO | Blk | Stl | Min |
|----|-----------------|---|--------|--------|--------|-----|----------|-----|----|----|----|---|----|-----|-----|-----|
| | | | FG-FGA | FG-FGA | FT-FTA | Off | Def | Tot | | | | | | | | |
| 11 | Stevens, Lamar | f | 4-14 | 1-2 | 6-7 | 0 | 7 | 7 | 3 | 15 | 2 | 1 | 1 | 0 | 0 | 32 |
| 21 | Harrar, John | f | 1-3 | 0-0 | 0-0 | 4 | 2 | 6 | 3 | 2 | 0 | 0 | 0 | 0 | 0 | 11 |
| 33 | Garner, Shep | f | 4-7 | 3-6 | 2-2 | 0 | 1 | 1 | 1 | 13 | 1 | 2 | 0 | 1 | 37 | |
| 10 | Carr, Tony | g | 9-17 | 4-7 | 3-5 | 0 | 6 | 6 | 3 | 25 | 5 | 3 | 1 | 0 | 36 | |
| 23 | Reaves, Josh | g | 2-12 | 1-4 | 4-4 | 2 | 5 | 7 | 3 | 9 | 4 | 1 | 0 | 1 | 34 | |
| 04 | Bostick, Nazeer | g | 0-2 | 0-0 | 0-0 | 3 | 1 | 4 | 0 | 0 | 1 | 0 | 0 | 0 | 9 | |
| 05 | Wheeler, Jamari | g | 0-1 | 0-0 | 0-0 | 1 | 0 | 1 | 0 | 0 | 1 | 1 | 0 | 2 | 13 | |
| 44 | Moore, Julian | g | 2-2 | 0-0 | 1-2 | 2 | 3 | 5 | 2 | 5 | 0 | 0 | 1 | 1 | 28 | |
| | Team | | | | | 2 | 0 | 2 | | | | | | | | |
| | Totals | | 22-58 | 9-19 | 16-20 | 14 | 25 | 39 | 15 | 69 | 14 | 9 | 3 | 5 | 200 | |

FG % 1st Half: 12-32 37.5% 2nd half: 10-26 38.5% Game: 22-58 37.9% Deadball Rebounds 3
3FG % 1st Half: 5-12 41.7% 2nd half: 4-7 57.1% Game: 9-19 47.4%
FT % 1st Half: 4-5 80.0% 2nd half: 12-15 80.0% Game: 16-20 80.0%

Ohio State 68

| # | Player | F | Total | | 3-Ptr | | Rebounds | | | PF | TP | A | TO | Blk | Stl | Min |
|----|-------------------|---|--------|--------|--------|-----|----------|-----|----|----|----|---|----|-----|-----|-----|
| | | | FG-FGA | FG-FGA | FT-FTA | Off | Def | Tot | | | | | | | | |
| 01 | Tate, Jae'Sean | f | 4-9 | 1-1 | 1-1 | 3 | 4 | 7 | 4 | 10 | 0 | 2 | 1 | 1 | 19 | |
| 33 | Bates-Diop, Keita | f | 10-20 | 2-5 | 3-4 | 2 | 3 | 5 | 1 | 25 | 2 | 2 | 2 | 1 | 37 | |
| 34 | Wesson, Kaleb | f | 2-6 | 0-1 | 1-3 | 3 | 0 | 3 | 3 | 5 | 4 | 1 | 0 | 0 | 20 | |
| 03 | Jackson, C.J. | g | 1-6 | 1-5 | 2-2 | 0 | 4 | 4 | 1 | 5 | 6 | 0 | 0 | 0 | 33 | |
| 15 | Williams, Kam | g | 4-8 | 2-4 | 0-0 | 0 | 1 | 1 | 2 | 10 | 3 | 1 | 3 | 0 | 33 | |
| 00 | Potter, Micah | g | 1-4 | 1-4 | 0-0 | 0 | 0 | 0 | 1 | 3 | 0 | 1 | 1 | 1 | 8 | |
| 13 | Dakich, Andrew | g | 1-2 | 0-1 | 0-0 | 0 | 3 | 3 | 4 | 2 | 1 | 0 | 0 | 1 | 26 | |
| 24 | Wesson, Andre | g | 3-4 | 1-2 | 1-1 | 1 | 2 | 3 | 2 | 8 | 0 | 0 | 0 | 0 | 24 | |
| | Team | | | | | 2 | 5 | 7 | | | | | | | | |
| | Totals | | 26-59 | 8-23 | 8-11 | 11 | 22 | 33 | 18 | 68 | 16 | 8 | 7 | 4 | 200 | |

FG % 1st Half: 12-29 41.4% 2nd half: 14-30 46.7% Game: 26-59 44.1% Deadball Rebounds 1
3FG % 1st Half: 5-11 45.5% 2nd half: 3-12 25.0% Game: 8-23 34.8%
FT % 1st Half: 3-4 75.0% 2nd half: 5-7 71.4% Game: 8-11 72.7%

Officials: Lamont Simpson, Larry Sciotto, Bill Ek
Technical fouls: Penn State-None. Ohio State-None.
Attendance:
2018 BIG TEN MEN'S BASKETBALL TOURNAMENT

| Score by periods | 1st | 2nd | Total |
|------------------|-----|-----|-------|
| Penn State | 33 | 36 | 69 |
| Ohio State | 32 | 36 | 68 |

Last FG - PSU 2nd-00:03, OSU 2nd-01:49.
Largest lead - PSU by 8 1st-13:05, OSU by 6 1st-06:31.
PSU led for 19:03. OSU led for 14:10. Game was tied for 06:47.

| Points | In | Off | 2nd | Fast | Bench |
|--------|----|-----|-----|------|-------|
| PSU | 24 | 13 | 18 | 2 | 5 |
| OSU | 32 | 14 | 11 | 9 | 13 |

Score tied - 11 times.
Lead changed - 7 times.

Official Basketball Box Score -- Game Totals -- Final Statistics Penn State vs Purdue 3/3/18 4:30pm at Madison Square Garden, New York, NY

34

Penn State 70

| # | Player | F | Total | | 3-Ptr | | Rebounds | | | PF | TP | A | TO | Blk | Stl | Min |
|----|-----------------|---|--------|--------|--------|-----|----------|-----|----|----|----|---|----|-----|-----|-----|
| | | | FG-FGA | FG-FGA | FT-FTA | Off | Def | Tot | | | | | | | | |
| 11 | Stevens, Lamar | f | 4-12 | 1-4 | 5-5 | 2 | 4 | 6 | 3 | 14 | 1 | 0 | 0 | 0 | 37 | |
| 21 | Harrar, John | f | 2-3 | 0-0 | 0-0 | 1 | 0 | 1 | 3 | 4 | 0 | 0 | 1 | 1 | 9 | |
| 10 | Carr, Tony | g | 4-18 | 1-6 | 3-6 | 1 | 8 | 9 | 3 | 12 | 4 | 3 | 0 | 0 | 37 | |
| 23 | Reaves, Josh | g | 0-9 | 0-4 | 0-0 | 2 | 3 | 5 | 2 | 0 | 2 | 1 | 0 | 2 | 36 | |
| 33 | Garner, Shep | g | 8-11 | 6-8 | 11-12 | 0 | 3 | 3 | 3 | 33 | 1 | 1 | 0 | 3 | 40- | |
| 03 | Pierce, Satchel | g | 1-3 | 0-0 | 1-2 | 1 | 1 | 2 | 0 | 3 | 0 | 0 | 1 | 0 | 10 | |
| 04 | Bostick, Nazeer | g | 1-3 | 0-0 | 2-2 | 2 | 1 | 3 | 2 | 4 | 0 | 0 | 0 | 0 | 12 | |
| 05 | Wheeler, Jamari | g | 0-0 | 0-0 | 0-0 | 0 | 0 | 0 | 1 | 0 | 1 | 1 | 0 | 1 | 9 | |
| 44 | Moore, Julian | g | 0-0 | 0-0 | 0-0 | 1 | 0 | 1 | 4 | 0 | 0 | 1 | 0 | 0 | 10 | |
| | Team | | | | | 6 | 0 | 6 | | | | | | | | |
| | Totals | | 20-59 | 8-22 | 22-27 | 16 | 20 | 36 | 21 | 70 | 9 | 8 | 2 | 7 | 200 | |

FG % 1st Half: 10-31 32.3% 2nd half: 10-28 35.7% Game: 20-59 33.9% Deadball Rebounds 3
3FG % 1st Half: 6-14 42.9% 2nd half: 2-8 25.0% Game: 8-22 36.4%
FT % 1st Half: 5-5 100.0 2nd half: 17-22 77.3% Game: 22-27 81.5%

Purdue 78

| # | Player | F | Total | | 3-Ptr | | Rebounds | | | PF | TP | A | TO | Blk | Stl | Min |
|----|------------------|---|--------|--------|--------|-----|----------|-----|----|----|----|----|----|-----|-----|-----|
| | | | FG-FGA | FG-FGA | FT-FTA | Off | Def | Tot | | | | | | | | |
| 12 | Edwards, Vincent | f | 2-9 | 0-3 | 3-4 | 1 | 5 | 6 | 2 | 7 | 5 | 1 | 1 | 0 | 35 | |
| 44 | Haas, Isaac | c | 6-9 | 0-0 | 5-5 | 4 | 3 | 7 | 5 | 17 | 1 | 3 | 2 | 0 | 26 | |
| 03 | Edwards, Carsen | g | 9-18 | 6-9 | 3-6 | 0 | 4 | 4 | 1 | 27 | 2 | 2 | 0 | 0 | 36 | |
| 11 | Thompson, P.J. | g | 1-3 | 1-3 | 0-1 | 0 | 1 | 1 | 1 | 3 | 0 | 1 | 0 | 1 | 21 | |
| 31 | Mathias, Dakota | g | 5-7 | 2-4 | 3-4 | 0 | 6 | 6 | 3 | 15 | 1 | 2 | 0 | 1 | 31 | |
| 14 | Cline, Ryan | g | 2-2 | 2-2 | 0-0 | 0 | 0 | 0 | 1 | 6 | 0 | 0 | 0 | 0 | 14 | |
| 20 | Eastern, Nojel | g | 0-0 | 0-0 | 1-2 | 2 | 1 | 3 | 2 | 1 | 0 | 0 | 0 | 0 | 18 | |
| 24 | Eifert, Grady | g | 0-0 | 0-0 | 0-0 | 0 | 1 | 1 | 3 | 0 | 0 | 0 | 0 | 0 | 6 | |
| 32 | Haarms, Matt | g | 1-2 | 0-0 | 0-0 | 0 | 2 | 2 | 4 | 2 | 1 | 2 | 1 | 0 | 13 | |
| | Team | | | | | 0 | 2 | 2 | | | | | | | | |
| | Totals | | 26-50 | 11-21 | 15-22 | 7 | 25 | 32 | 22 | 78 | 11 | 11 | 4 | 2 | 200 | |

FG % 1st Half: 11-25 44.0% 2nd half: 15-25 60.0% Game: 26-50 52.0% Deadball Rebounds 4
3FG % 1st Half: 4-11 36.4% 2nd half: 7-10 70.0% Game: 11-21 52.4%
FT % 1st Half: 7-10 70.0% 2nd half: 8-12 66.7% Game: 15-22 68.2%

Officials: Paul Szec, DJ Carstensen, Kelly Pfeifer
Technical fouls: Penn State-Moore, Julian; TEAM. Purdue-Haas, Isaac; Haarms, Matt.

Attendance: 19812
2018 BIG TEN MEN'S BASKETBALL TOURNAMENT SEMIFINAL
MSG SELLOUT

| Score by periods | 1st | 2nd | Total |
|------------------|-----|-----|-------|
| Penn State | 31 | 39 | 70 |
| Purdue | 33 | 45 | 78 |

Last FG - PSU 2nd-00:03, PURDUE 2nd-03:02.
Largest lead - PSU by 7 1st-03:37, PURDUE by 18 2nd-03:43.
PSU led for 08:09. PURDUE led for 30:04. Game was tied for 01:39.


| Points | In | Off | 2nd | Fast | Bench |
|--------|----|-----|-----|------|-------|
| PSU | 22 | 9 | 15 | 5 | 7 |
| PURDUE | 26 | 13 | 9 | 3 | 9 |

Score tied - 1 time.
Lead changed - 5 times.


TV / RADIO ROSTER



1
DEIVIS ZEMGULIS
Jr. | F | 6-6 | 220
Kaunas, Lithuania




3
SACHEL PIERCE
Jr. | F | 7-0 | 255
Barberton, Ohio



4
NAZEER BOSTICK
So. | G | 6-4 | 203
Philadelphia, Pa.




5
JAMARI WHEELER
Fr. | G | 6-1 | 170
Live Oak, Fla.




10
TONY CARR
So. | G | 6-5 | 204
Philadelphia, Pa.



11
LAMAR STEVENS
So. | F | 6-8 | 226
North Wales, Pa.



20
TAYLOR NUSSBAUM
Fr. | G | 6-2 | 175
South Salem, N.Y.



21
JOHN HARRAR
Fr. | F | 6-9 | 243
Wallingford, Pa.



22
GRANT HAZLE
So. | F | 6-5 | 192
Kingwood, Texas




23
JOSH REAVES
Jr. | G | 6-4 | 210
Fairfax, Va.



24
MIKE WATKINS
R-So. | F | 6-9 | 254
Philadelphia, Pa.



33
SHEP GARNER
Sr. | G | 6-2 | 196
Chester, Pa.



35
TRENT BUTTRICK
Fr. | F | 6-8 | 234
Bloomsburg, Pa.



44
JULIAN MOORE
Gr. | F | 6-10 | 248
Philadelphia, Pa.



PATRICK CHAMBERS
Head Coach
Seventh Season



KEITH URGO
Associate Head Coach
Seventh Season



DWAYNE ANDERSON
Assistant Coach
Fifth Season



JIM FERRY
Assistant Coach
First Season



ROSS CONDON
Dir. of Operations
Seventh Season



DAVID CAPORALETTI
Dir. of Player Development
Seventh Season



JONATHAN SALAZER
Athletic Trainer
21st Season




GREG MISKINIS
Strength Coach
Second Season



DR. GREG BILLY
Team Physician
Seventh Season



NICHOLAS COLELLA
Dir. of Recruiting
Third Season



NAZEER BOSTICK

G • 6-4 • 203 • SOPHOMORE
PHILADELPHIA, PA (ROMAN CATHOLIC)

4

AS A SOPHOMORE (2017-18)

- Has scored points or pulled down rebounds in the last 23 games and has been complimented by Coach Chambers for being an all-star in his role.
- Averaged 3.0 rebounds in three Big Ten Tournament games with high of four vs. Ohio State.
- Scored seven points and had three assists at Illinois. Also delivered inbound pass to Carr for bucket with 3.7 seconds left in first half to give Nittany Lions lead going into the break.
- Thunderous dunk vs. Rutgers broke backboard camera.
- Tied Big Ten career-best eight points at Northwestern.
- Hit a jumper in overtime to help defeat Nebraska and finished with a then-Big Ten-best seven points.
- Earned his third start of season and career at Indiana and played 25 minutes. Had five points off two field goals.
- Played 19 minutes vs. Northwestern and had his fourth block in five games.
- Scored five points and had one rebound in eight minutes at Maryland.
- Has connected for a field goal in 12 straight games and has six 3-pointers.
- Played 18 minutes vs. Coppin State scoring seven points with two treys. Also had sky-high block.
- Made his first career three-pointer vs. Rider. Recorded first block of 2017-18.
- Started at George Mason and scored six points, had four rebounds and two assists.
- Missed the George Washington game.
- Gave quality minutes on defense at Iowa and had seven minutes with one assist vs. Wisconsin.
- Went 6-6 from the free throw line at N.C. State and added three rebounds, an assist and a steal.
- Shared team lead in scoring with Jamari Wheeler with 14 points vs. Oral Roberts (11/24). Tied his career high with five field goals against Golden Eagles.
- Had 10 points off 4-5 shooting against Pittsburgh and had career bests in assists (4) and steals (4).
- Had 10 points vs. Columbia, going 6-6 from the free throw line. Pulled down a career-best eight rebounds.
- Upped his minutes on the court to 22 vs. Montana.
- Scored then-career-best 12 points in 20 minutes of action vs. Fairleigh Dickinson (11-12).
- Inserted into the starting lineup vs. Columbia due to injuries to guards Tony Carr and Josh Reaves.
- Had four points, two steals and two rebounds in 15 minutes of play in the opener vs. Campbell.

► BOSTICK'S CAREER HIGHS

| | |
|---|--|
| Points | Career 14, vs. Oral Roberts, 11/24/17 |
| B1G Career 8, 2x, last at Northwestern, 1/20/18 | |
| Rebounds | Career 8, vs. Columbia, 11/17/17 |
| B1G Career 5, 2x, last vs. Nebraska (ot), 1/12/18 | |
| Assists | Career 4, vs. Pittsburgh, 11/20/17 |
| B1G Career 3, at Illinois, 2/11/18 | |
| Blocks | Career 1, 9x, last vs. Michigan, 2/21/18 |
| B1G Career 1, 8x, last vs. Michigan, 2/21/18 | |
| Steals | Career 4, vs. Pittsburgh, 11/17/17 |
| B1G Career 2, at Nebraska, 2/14/17 | |
| Minutes | Career 35, vs. Columbia, 11/17/17 |
| B1G Career 31, vs. Minnesota (ot), 1/15/18 | |
| regulation: 25 at Indiana, 1/9/18 | |

| | |
|--|---|
| Field Goals - Made | Career 5, 2x, last vs. Oral Roberts, 11/24/17 |
| B1G Career 3, vs. Minnesota (ot), 1/15/18 | |
| regulation: 2, 4x, last at Purdue, 2/18/18 | |

| | |
|--|---|
| Field Goals - Attempted | Career 11, vs. Columbia, 11/17/17 |
| B1G Career 6, 3x, last vs. Ohio State, 2/15/18 | |

| | |
|---|--|
| 3-Point Field Goals - Made | Career 2, vs. Coppin State, 12/30/17 |
| B1G Career 1, 3x, last at Ohio State, 1/25/18 | |


| | |
|--|--|
| 3-Point Field Goals - Attempted | Career 4, vs. Coppin State, 12/30/17 |
| B1G Career 2, 5x, last vs. Ohio State, 2/15/18 | |

| | |
|--|--|
| Free Throws - Made | Career 6, 2x, last at N.C. State, 11/29/17 |
| B1G Career 4, at Northwestern, 1/20/18 | |

| | |
|--|--|
| Free Throws - Attempted | Career 6, 3x, last at N.C. State, 11/29/17 |
| B1G Career 5, vs. Nebraska (ot), 1/12/18 | |
| regulation: 4, 2x, last at Illinois, 2/11/18 | |

| Opponent | Date | gs | min | Total | | 3-Pointers | | Free Throws | | Rebounds | | | | pf | a | t/o | blk | stl | pts | avg |
|---------------------|------------|----|------|--------|------|------------|------|-------------|------|----------|-----|-----|-----|----|----|-----|-----|-----|-----|-----|
| | | | | fg-fga | pct | 3fg-fga | pct | ft-fa | pct | off | def | tot | avg | | | | | | | |
| CAMPBELL | 11/10/17 | 14 | 2-6 | .333 | 0-0 | .000 | 0-0 | .000 | 0 | 2 | 2 | 2.0 | 4 | 0 | 2 | 0 | 2 | 4 | 4.0 | |
| FAIRLEIGH DICKINSON | 11/12/17 | 20 | 5-7 | .714 | 0-0 | .000 | 2-3 | .667 | 1 | 1 | 2 | 2.0 | 0 | 0 | 2 | 0 | 1 | 12 | 8.0 | |
| MONTANA | 11/15/17 | 22 | 1-4 | .250 | 0-0 | .000 | 0-1 | .000 | 1 | 0 | 1 | 1.7 | 2 | 0 | 2 | 0 | 0 | 2 | 6.0 | |
| COLUMBIA | 11/17/17 * | 35 | 2-11 | .182 | 0-2 | .000 | 6-6 | 1.000 | 2 | 6 | 8 | 3.3 | 2 | 3 | 2 | 0 | 2 | 10 | 7.0 | |
| vs Pittsburgh | 11/20/17 | 20 | 4-5 | .800 | 0-0 | .000 | 2-4 | .500 | 1 | 1 | 2 | 3.0 | 0 | 4 | 0 | 4 | 10 | 7.6 | | |
| vs Texas A&M | 11/21/17 | 8 | 0-1 | .000 | 0-0 | .000 | 1-2 | .500 | 0 | 0 | 0 | 2.5 | 1 | 0 | 1 | 0 | 0 | 1 | 6.5 | |
| ORAL ROBERTS | 11/24/17 | 23 | 5-9 | .556 | 0-1 | .000 | 4-6 | .667 | 3 | 2 | 5 | 2.9 | 0 | 0 | 1 | 0 | 0 | 14 | 7.6 | |
| at NC State | 11/29/17 | 22 | 0-3 | .000 | 0-0 | .000 | 6-6 | 1.000 | 1 | 2 | 3 | 2.9 | 2 | 1 | 3 | 0 | 1 | 6 | 7.4 | |
| at Iowa | 12/02/17 | 8 | 0-1 | .000 | 0-0 | .000 | 0-0 | .000 | 0 | 1 | 1 | 2.7 | 0 | 1 | 1 | 0 | 1 | 0 | 6.6 | |
| WISCONSIN | 12/4/17 | 7 | 0-0 | .000 | 0-0 | .000 | 0-0 | .000 | 0 | 0 | 0 | 2.4 | 1 | 1 | 2 | 0 | 0 | 0 | 5.9 | |
| at George Mason | 12/17/17 * | 27 | 3-6 | .500 | 0-3 | .000 | 0-0 | .000 | 0 | 4 | 4 | 2.5 | 2 | 2 | 2 | 0 | 0 | 6 | 5.9 | |
| BINGHAMTON | 12/19/17 | 11 | 1-1 | 1.000 | 0-0 | .000 | 0-0 | .000 | 0 | 2 | 2 | 2.5 | 0 | 0 | 0 | 0 | 1 | 2 | 5.6 | |
| RIDER | 12/22/17 | 12 | 1-1 | 1.000 | 1-1 | 1.000 | 1-2 | .500 | 0 | 1 | 1 | 2.4 | 3 | 0 | 2 | 1 | 0 | 4 | 5.5 | |
| COPPIN STATE | 12/30/17 | 18 | 2-4 | .500 | 2-4 | .500 | 1-2 | .500 | 1 | 1 | 2 | 2.4 | 1 | 1 | 2 | 1 | 0 | 7 | 5.6 | |
| at Maryland | 01/02/18 | 8 | 2-3 | .667 | 1-1 | 1.000 | 0-0 | .000 | 0 | 1 | 1 | 2.3 | 1 | 0 | 0 | 0 | 0 | 5 | 5.5 | |
| NORTHWESTERN | 1/5/18 | 19 | 1-2 | .500 | 0-1 | .000 | 0-0 | .000 | 0 | 1 | 1 | 2.2 | 0 | 1 | 1 | 1 | 0 | 2 | 5.3 | |
| at Indiana | 01/09/18 * | 25 | 2-6 | .333 | 1-2 | .500 | 0-0 | .000 | 1 | 4 | 5 | 2.4 | 4 | 0 | 3 | 0 | 1 | 5 | 5.3 | |
| NEBRASKA | 1/12/18 | 27 | 2-6 | .333 | 0-2 | .000 | 3-5 | .600 | 2 | 3 | 5 | 2.5 | 3 | 0 | 0 | 0 | 1 | 7 | 5.4 | |
| MINNESOTA | 1/15/18 | 31 | 3-5 | .600 | 0-2 | .000 | 2-2 | 1.000 | 2 | 1 | 3 | 2.5 | 3 | 2 | 0 | 0 | 1 | 8 | 5.5 | |
| at Northwestern | 01/20/18 | 20 | 2-5 | .400 | 0-1 | .000 | 4-4 | 1.000 | 2 | 2 | 4 | 2.6 | 4 | 1 | 2 | 1 | 0 | 8 | 5.7 | |
| at Ohio State | 01/25/18 | 9 | 1-2 | .500 | 1-1 | 1.000 | 0-0 | .000 | 1 | 0 | 1 | 2.5 | 2 | 0 | 1 | 0 | 1 | 3 | 5.5 | |
| RUTGERS | 1/27/18 | 12 | 1-2 | .500 | 0-0 | .000 | 0-0 | .000 | 0 | 0 | 0 | 2.4 | 1 | 0 | 1 | 0 | 0 | 2 | 5.4 | |
| at Michigan State | 1/31/18 | 18 | 0-2 | .000 | 0-0 | .000 | 0-0 | .000 | 1 | 1 | 2 | 2.4 | 1 | 1 | 1 | 1 | 0 | 0 | 5.1 | |
| IOWA | 02/03/18 | 23 | 2-5 | .400 | 0-1 | .000 | 0-0 | .000 | 1 | 3 | 4 | 2.5 | 2 | 1 | 0 | 0 | 1 | 4 | 5.1 | |
| MARYLAND | 2/7/18 | 7 | 0-1 | .000 | 0-1 | .000 | 2-2 | 1.000 | 0 | 1 | 1 | 2.4 | 1 | 0 | 0 | 0 | 0 | 2 | 5.0 | |
| at Illinois | 02/11/18 | 19 | 2-3 | .667 | 0-0 | .000 | 3-4 | .750 | 1 | 0 | 1 | 2.3 | 2 | 3 | 0 | 0 | 0 | 7 | 5.0 | |
| OHIO STATE | 2/15/18 | 22 | 1-6 | .167 | 0-2 | .000 | 2-2 | 1.000 | 1 | 1 | 2 | 2.3 | 0 | 0 | 1 | 0 | 1 | 4 | 5.0 | |
| at Purdue | 02/18/18 | 14 | 2-4 | .500 | 0-1 | .000 | 2-2 | 1.000 | 2 | 2 | 4 | 2.4 | 2 | 1 | 2 | 0 | 1 | 6 | 5.0 | |
| MICHIGAN | 2/21/18 | 21 | 1-4 | .250 | 0-0 | .000 | 0-0 | .000 | 0 | 0 | 0 | 2.3 | 3 | 0 | 2 | 1 | 1 | 2 | 4.9 | |
| at Nebraska | 02/25/18 | 22 | 2-5 | .400 | 0-1 | .000 | 0-0 | .000 | 0 | 0 | 0 | 2.2 | 2 | 0 | 1 | 0 | 2 | 4 | 4.9 | |
| vs Northwestern | 3/1/18 | 10 | 1-2 | .500 | 0-0 | .000 | 0-0 | .000 | 1 | 1 | 2 | 2.2 | 0 | 0 | 0 | 0 | 0 | 2 | 4.8 | |
| vs Ohio State | 3/2/18 | 9 | 0-2 | .000 | 0-0 | .000 | 0-0 | .000 | 3 | 1 | 4 | 2.3 | 0 | 1 | 0 | 0 | 0 | 0 | 4.7 | |
| vs Purdue | 3/3/18 | 12 | 1-3 | .333 | 0-0 | .000 | 2-2 | 1.000 | 2 | 1 | 3 | 2.3 | 2 | 0 | 0 | 0 | 0 | 4 | 4.6 | |
| Totals | | 3 | 575 | 52-127 | .409 | 6-27 | .222 | 43-57 | .754 | 30 | 46 | 76 | 2.3 | 51 | 24 | 37 | 6 | 22 | 153 | 4.6 |

| Season | GP-GS | Min/Avg | Total | | 3-Point | | FT-FTA | | Rebounds | | | | Scoring | | | | | | | |
|---------|-------|----------|--------|------|---------|------|--------|-------|----------|-----|-------|------|---------|----|----|----|----|----|------|------|
| | | | FG-FGA | Pct. | FG-FGA | Pct. | Pct. | Pct. | Off | Def | Total | Avg. | PF | DQ | A | T | B | S | Pts. | Avg. |
| 2016-17 | 18-0 | 120/6.7 | 9-29 | .310 | 0-9 | .000 | 5-5 | 1.000 | 2 | 11 | 13 | 0.7 | 13 | 0 | 6 | 11 | 4 | 7 | 23 | 1.3 |
| 2017-18 | 33-3 | 575/17.4 | 52-127 | .409 | 6-27 | .222 | 43-57 | .754 | 30 | 46 | 76 | 2.3 | 51 | 0 | 24 | 37 | 6 | 22 | 153 | 4.6 |
| TOTAL | 51-3 | 695/13.6 | 61-156 | .391 | 6-36 | .167 | 48-62 | .774 | 32 | 57 | 89 | 1.7 | 64 | 0 | 30 | 48 | 10 | 29 | 176 | 3.5 |



TRENT BUTTRICK

35

F • 6-8 • 234 • FRESHMAN

BLOOMINGTON, PA (COMMUNITY SCHOOL OF NAPLES (FL))

AS A FRESHMAN (2017-18)

- Recorded block in two minutes of action vs. Nebraska and has played in eight games.
- Made his first career three-point field goal vs. Coppin State.
- First off the bench vs. George Washington and grabbed a career-best five rebounds in a career-best seven minutes of action.
- Played four minutes vs. Oral Roberts.
- Scored two points vs. Pittsburgh with three rebounds in three minutes of play.
- Saw one minute of action vs. Fairleigh Davidson and pulled down a defensive rebound.

| Opponent | Date | gs | min | Total | | 3-Pointers | | Free throws | | Rebounds | | | | pf | a | t/o | blk | stl | pts | avg |
|---------------------|----------|----|-----|--------|------|------------|------|-------------|------|----------|-----|-----|-----|----|---|-----|-----|-----|-----|-----|
| | | | | fg-fga | pct | 3fg-fga | pct | ft-fa | pct | off | def | tot | avg | | | | | | | |
| FAIRLEIGH DICKINSON | 11/12/17 | 1 | 0-0 | .000 | 0-0 | .000 | 0-0 | .000 | 0 | 1 | 1 | 1.0 | 0 | 0 | 0 | 0 | 0 | 0 | 0 | 0.0 |
| vs Pittsburgh | 11/20/17 | 3 | 1-2 | .500 | 0-0 | .000 | 0-2 | .000 | 2 | 1 | 3 | 2.0 | 2 | 0 | 1 | 0 | 0 | 2 | 1.0 | |
| ORAL ROBERTS | 11/24/17 | 4 | 0-1 | .000 | 0-0 | .000 | 0-0 | .000 | 0 | 0 | 0 | 1.3 | 0 | 0 | 0 | 0 | 0 | 0 | 0.7 | |
| GEORGE WASHINGTON | 12/9/17 | 7 | 0-1 | .000 | 0-0 | .000 | 0-0 | .000 | 1 | 4 | 5 | 2.3 | 3 | 0 | 2 | 0 | 0 | 0 | 0.5 | |
| at George Mason | 12/17/17 | 4 | 0-0 | .000 | 0-0 | .000 | 0-0 | .000 | 0 | 0 | 0 | 1.8 | 0 | 0 | 0 | 0 | 0 | 0 | 0.4 | |
| BINGHAMTON | 12/19/17 | 3 | 0-0 | .000 | 0-0 | .000 | 0-0 | .000 | 0 | 0 | 0 | 1.5 | 0 | 0 | 2 | 0 | 0 | 0 | 0.3 | |
| COPPIN STATE | 12/30/17 | 9 | 1-3 | .333 | 1-3 | .333 | 0-0 | .000 | 0 | 1 | 1 | 1.4 | 2 | 0 | 2 | 0 | 0 | 3 | 0.7 | |
| NEBRASKA | 1/12/18 | 2 | 0-2 | .000 | 0-1 | .000 | 0-0 | .000 | 0 | 0 | 0 | 1.3 | 0 | 0 | 0 | 1 | 0 | 0 | 0.6 | |
| Totals | | 0 | 33 | 2-9 | .222 | 1-4 | .250 | 0-2 | .000 | 3 | 7 | 10 | 1.3 | 7 | 0 | 7 | 1 | 0 | 5 | 0.6 |

► BUTTRICK'S CAREER HIGHS

Points
 Career3, vs. Coppin State, 12/30/17
 B1G Career

Rebounds
 Career5, vs. Geo. Washington, 11/20/17
 B1G Career

Assists
 Career

Blocks
 Career1, vs. Nebraska (ot), 1/12/18
 B1G Career1, vs. Nebraska (ot), 1/12/18

Steals
 Career

Minutes
 Career9, vs. Coppin State, 12/30/17
 B1G Career

Field Goals - Made
 Career ...1, 2x, last vs. Coppin State, 12/30/17
 B1G Career

Field Goals - Attempted
 Career3, vs. Coppin State, 12/30/17
 B1G Career2, vs. Nebraska (ot), 1/12/18


3-Point Field Goals - Made
 Career1, vs. Coppin State, 12/30/17
 B1G Career

3-Point Field Goals - Attempted
 Career3, vs. Coppin State, 12/30/17
 B1G Career1, vs. Nebraska (ot), 1/12/18

Free Throws - Made
 Career

Free Throws - Attempted
 Career2, vs. Pittsburgh, 11/20/17
 B1G Career

| Season | GP-GS | Min/Avg | Total | | 3-Point | | FT-FTA | Pct. | Rebounds | | | | PF | DQ | A | T | B | S | Scoring | |
|---------|-------|---------|--------|------|---------|------|--------|------|----------|-----|-------|------|----|----|---|---|---|---|---------|------|
| | | | FG-FGA | Pct. | FG-FGA | Pct. | | | Off | Def | Total | Avg. | | | | | | | Pts. | Avg. |
| 2017-18 | 8-0 | 33/4.1 | 2-9 | .222 | 1-4 | .250 | 0-2 | .000 | 3 | 7 | 10 | 1.3 | 7 | 0 | 0 | 7 | 1 | 0 | 5 | 0.6 |
| TOTAL | 8-0 | 33/4.1 | 2-9 | .222 | 1-4 | .250 | 0-2 | .000 | 3 | 7 | 10 | 1.3 | 7 | 0 | 0 | 7 | 1 | 0 | 5 | 0.6 |



TONY CARR

G • 6-5 • 204 • SOPHOMORE
PHILADELPHIA, PA (ROMAN CATHOLIC)

10

AS A SOPHOMORE (2017-18)

- First Penn State sophomore named to the Big Ten All-Tournament team, one of only six Big Ten players to record multiple 25-point games (Northwestern 3/1 and Ohio State 3/2) in single tournament (2018).
- Added six rebounds, five assists and a block vs. Ohio State to go along with his 25 points.
- Connected on career-best six 3-pointers vs. Northwestern in Big Ten Tournament with six rebounds & four assists in 39 minutes.
- Became the first Penn State men's basketball player to reach the 1,000-point milestone as a sophomore with his 15th point at Nebraska (2/25). Scored 19 points of his game-high 27 points in the second half vs. Huskers.
- Had game-high 21 points (8-18 FG, 4 3FG) vs. No. 17/16 Michigan and tied career bests with four treys and two blocks.
- Named Big Ten Player of the Week (Feb. 19) with 30 points vs. No. 8 Ohio State and 19 points and five assists at No. 6/7 Purdue.
- Had 19 points to lead Lions at Purdue with eight field goals, including two treys, with five rebounds and five assists.
- Efficient 9-15 from field and tied career best for treys (4) for game-high 30 points in win over No. 8 Ohio State (2/15).
- Hit three treys and had six baskets for 15 points in win at Illinois. Pulled down six rebounds to share game-high honors and added six assists, a block and steal to his stat line, despite not feeling well.
- Back-to-back outings with 16 points in home victories over Iowa (2/3) and Maryland (2/7).
- Tied career best with four 3-pointers vs. Terps (4-6, 66.7%) and dished out six assists.
- Scored 28 points, 14 in each half, and had six points on two 3-pointers in six seconds at Michigan State. Combined with Lamar Stevens for 13 points in final 72 seconds vs. Spartans.
- Hit 37-foot game-winning trey at No. 13 Ohio State (1/25) as time expired to give Nittany Lions 82-79 win.
- Scored 20 of his game-high 28 points in the second half vs. Buckeyes and added five assists to his stat line.
- Tied his overall career-high with Big Ten-best 33 points vs. Minnesota in overtime. Had 25 points after halftime.
- Had nine of 11 points in OT and hit gamewinner vs. Nebraska, recorded 17 points and eight assists in 40 minutes.
- Had 18 of his 28 points in the second half with seven points and assist in final 30 seconds at Indiana.
- Returned to action after missing George Mason game with 15 points and nine assists vs. Binghamton.
- Was 6-12 against both Binghamton & George Washington and averaged 6.5 assists in those games.
- Second-half production against Wisconsin was 12 points, finishing with 16, and Big Ten career best nine rebounds.
- Scored 13 of 16 points in second half against Iowa with career-best nine assists (reg game) and six rebounds.
- Recorded 29 points at N.C. State with career-best 12 field goals made. Added seven rebounds.
- Sparked Nittany Lions by scoring nine of their first 14 points to start the second half against the Wolfpack.
- Scored 21 of his 31 points against No. 16 Texas A&M in first half, 12 in final 3:55 of period. Also had six boards and five assists.
- Averaged 23.5 points over the two games at the Barclays Center as part of the Legends Classic and earned a spot on the Legends Classic All-Tournament Team with Lamar Stevens.
- Had seven points in limited action after ankle injury early in second half vs. Montana. Missed Columbia game.
- Scored 20 points against Fairleigh Dickinson with added seven assists and career-best three steals.
- "Falling" away jumper against FDU Knights to end the half was No. 3 play on ESPN's SportsCenter.
- Opened season with a team-leading and career-best 33 points vs. Campbell and pulled down nine rebounds. Had seven assists and set a career high with 13 free throws made and 15 attempted. Had only one turnover in 35 minutes.

2017-18 HONORS

ASSOCIATED PRESS
FIRST TEAM ALL-BIG TEN

USBWA ALL-DISTRICT II

2017-18 BIG HONORS

FIRST TEAM ALL-BIG TEN
COACHES | MEDIA

BIG TEN
ALL-TOURNAMENT

► CARR'S CAREER HIGHS

Points
Career 33, 2x, vs. Minnesota (ot), 1/15/18
..... vs. Campbell, 11/10/17
BIG Career 33, vs. Minnesota (ot), 1/15/18
..... regulation: 30, last vs. Ohio State, 2/15/18

Rebounds
Career 12, vs. Wright State, 12/3/16
BIG Career 9, vs. Wisconsin, 12/4/17

Assists
Career 14, at Indiana (3ot), 2/1/17
..... regulation: 9, 2x, vs. Binghamton, 12/19/17
..... at Iowa, 12/2/17
BIG Career 14, at Indiana (3ot), 2/1/17
..... regulation: 9, at Iowa, 12/2/17

Blocks
Career 2, 2x, last vs. Michigan, 2/21/18
..... regulation: 1, 10x, last vs. Ohio State (B10), 3/2/18
BIG Career 2, 2x, last vs. Michigan, 2/21/18
..... regulation: 1, 6x, last at Michigan State, 1/31/18

Steals
Career 4, vs. Texas A&M, 11/21/17
BIG Career 2, 5x, last vs. Wisconsin, 12/4/17

Minutes
Career 43, vs. Minnesota (ot), 1/15/18
..... regulation: 39, 7x, last vs. Northwestern (B10), 3/1/18
BIG Career 43, vs. Minnesota (ot), 1/15/18
..... regulation: 39, 5x, last vs. Michigan, 2/21

Field Goals - Made
Career 12, 2x, vs. Minnesota (ot), 1/15/18
..... regulation: at N.C. State, 11/29/17
BIG 12, 2x, vs. Minnesota (ot), 1/15/18

Field Goals - Attempted
Career 30, vs. Minnesota (ot), 1/15/18
..... regulation: 25, at N.C. State, 11/29/17
BIG Career 30, vs. Minnesota (ot), 1/15/18
..... regulation: 24, at Michigan State, 1/31/18

3-Point Field Goals - Made
Career 6, last vs. Northwestern (B10), 3/1/18
BIG 4, 6x, last vs. Michigan, 2/21/18

3-Point Field Goals - Attempted
Career 10, 2x, last vs. Northwestern (B10), 3/1/18
BIG 10, at Michigan State, 1/31/18

Free Throws - Made
Career 13, vs. Campbell, 11/10/17
BIG Career 11, vs. Rutgers, 2/4/17

Free Throws - Attempted
Career 15, vs. Campbell, 11/10/17
BIG Career 13, vs. Rutgers, 2/4/17

| Opponent | Date | qs | min | Total | | 3-Pointers | | Free throws | | Rebounds | | | | PF | | A | T | B | S | pts | avg |
|---------------------|----------|----|-----|--------|---------|------------|--------|-------------|---------|----------|-----|-----|-----|-----|----|-----|----|---|----|------|------|
| | | | | fg-fga | pct | 3fg-fga | pct | ft-fta | pct | off | def | tot | avg | pf | a | | | | | | |
| CAMPBELL | 11/10/17 | * | 35 | 9-23 | .391 | 2-5 | .400 | 13-15 | .867 | 2 | 7 | 9 | 9.0 | 3 | 7 | 1 | 0 | 1 | 33 | 33.0 | |
| FAIRLEIGH DICKINSON | 11/12/17 | * | 30 | 5-10 | .500 | 1-2 | .500 | 9-9 | 1.000 | 0 | 4 | 4 | 6.5 | 0 | 7 | 2 | 0 | 3 | 20 | 26.5 | |
| MONTANA | 11/15/17 | * | 19 | 3-9 | .333 | 1-1 | 1.000 | 0-0 | .000 | 1 | 1 | 2 | 5.0 | 1 | 2 | 2 | 0 | 0 | 7 | 20.0 | |
| vs Pittsburgh | 11/20/17 | * | 26 | 6-9 | .667 | 4-4 | 1.000 | 0-0 | .000 | 0 | 6 | 6 | 5.3 | 1 | 5 | 2 | 0 | 1 | 16 | 19.0 | |
| vs Texas A&M | 11/21/17 | * | 38 | 11-20 | .550 | 2-4 | .500 | 7-11 | .636 | 0 | 1 | 1 | 4.4 | 2 | 3 | 2 | 0 | 4 | 31 | 21.4 | |
| ORAL ROBERTS | 11/24/17 | * | 21 | 4-5 | .800 | 3-4 | .750 | 2-2 | 1.000 | 0 | 1 | 1 | 3.8 | 3 | 5 | 1 | 0 | 0 | 13 | 20.0 | |
| at NC State | 11/29/17 | * | 39 | 12-25 | .480 | 2-6 | .333 | 3-4 | .750 | 3 | 4 | 7 | 4.3 | 5 | 1 | 4 | 0 | 1 | 29 | 21.3 | |
| at Iowa | 12/02/17 | * | 39 | 5-15 | .333 | 4-6 | .667 | 2-2 | 1.000 | 2 | 4 | 6 | 4.5 | 2 | 9 | 2 | 0 | 1 | 16 | 20.6 | |
| WISCONSIN | 12/4/17 | * | 38 | 5-22 | .227 | 0-3 | .000 | 6-6 | 1.000 | 2 | 7 | 9 | 5.0 | 3 | 1 | 2 | 1 | 2 | 16 | 20.1 | |
| GEORGE WASHINGTON | 12/9/17 | * | 35 | 6-12 | .500 | 2-3 | .667 | 5-6 | .833 | 1 | 5 | 6 | 5.1 | 1 | 4 | 3 | 0 | 2 | 19 | 20.0 | |
| BINGHAMTON | 12/19/17 | * | 36 | 6-12 | .500 | 2-5 | .400 | 1-1 | 1.000 | 0 | 4 | 4 | 5.0 | 1 | 9 | 2 | 0 | 1 | 15 | 19.5 | |
| RIDER | 12/22/17 | * | 32 | 3-14 | .214 | 2-6 | .333 | 2-2 | 1.000 | 0 | 4 | 4 | 4.9 | 1 | 2 | 1 | 1 | 0 | 10 | 18.8 | |
| COPPIN STATE | 12/30/17 | * | 18 | 7-9 | .778 | 3-4 | .750 | 4-5 | .800 | 0 | 3 | 3 | 4.8 | 0 | 4 | 0 | 0 | 1 | 21 | 18.9 | |
| at Maryland | 01/02/18 | * | 37 | 6-23 | .261 | 3-8 | .375 | 1-2 | .500 | 3 | 0 | 3 | 4.6 | 2 | 8 | 3 | 0 | 0 | 16 | 18.7 | |
| NORTHWESTERN | 1/5/18 | * | 30 | 3-13 | .231 | 1-4 | .250 | 5-7 | .714 | 0 | 4 | 4 | 4.6 | 2 | 5 | 1 | 0 | 0 | 12 | 18.3 | |
| at Indiana | 01/09/18 | * | 39 | 9-20 | .450 | 1-4 | .250 | 9-10 | .900 | 0 | 2 | 2 | 4.4 | 3 | 3 | 5 | 0 | 0 | 28 | 18.9 | |
| NEBRASKA | 1/12/18 | * | 40 | 5-21 | .238 | 3-9 | .333 | 4-6 | .667 | 2 | 2 | 4 | 4.4 | 4 | 8 | 4 | 0 | 1 | 17 | 18.8 | |
| MINNESOTA | 1/15/18 | * | 43 | 12-30 | .400 | 3-8 | .375 | 6-6 | 1.000 | 0 | 6 | 6 | 4.5 | 0 | 3 | 2 | 0 | 1 | 33 | 19.6 | |
| at Northwestern | 01/20/18 | * | 38 | 4-10 | .400 | 0-3 | .000 | 0-2 | .000 | 1 | 2 | 3 | 4.4 | 4 | 6 | 4 | 0 | 0 | 8 | 18.9 | |
| at Ohio State | 01/25/18 | * | 39 | 10-14 | .714 | 4-5 | .800 | 4-4 | 1.000 | 1 | 4 | 5 | 4.5 | 2 | 5 | 2 | 0 | 0 | 28 | 19.4 | |
| RUTGERS | 1/27/18 | * | 39 | 6-13 | .462 | 2-5 | .400 | 2-3 | .667 | 0 | 5 | 5 | 4.5 | 2 | 4 | 0 | 2 | 1 | 19 | 19.2 | |
| at Michigan State | 1/31/18 | * | 38 | 9-24 | .375 | 4-10 | .400 | 6-6 | 1.000 | 1 | 5 | 6 | 4.5 | 2 | 7 | 3 | 1 | 0 | 28 | 19.6 | |
| IOWA | 02/03/18 | * | 35 | 6-13 | .462 | 2-4 | .500 | 2-2 | 1.000 | 1 | 5 | 6 | 4.6 | 2 | 3 | 3 | 0 | 0 | 16 | 19.5 | |
| MARYLAND | 2/7/18 | * | 37 | 5-12 | .417 | 4-6 | .667 | 2-2 | 1.000 | 0 | 1 | 1 | 4.5 | 2 | 6 | 2 | 0 | 1 | 16 | 19.3 | |
| at Illinois | 02/11/18 | * | 35 | 6-13 | .462 | 3-7 | .429 | 0-0 | .000 | 1 | 5 | 6 | 4.5 | 0 | 6 | 3 | 1 | 1 | 15 | 19.2 | |
| OHIO STATE | 2/15/18 | * | 35 | 9-15 | .600 | 4-8 | .500 | 8-12 | .667 | 1 | 4 | 5 | 4.5 | 3 | 3 | 1 | 0 | 0 | 30 | 19.6 | |
| at Purdue | 02/18/18 | * | 36 | 8-22 | .364 | 2-4 | .500 | 1-1 | 1.000 | 3 | 2 | 5 | 4.6 | 2 | 5 | 2 | 1 | 1 | 19 | 19.6 | |
| MICHIGAN | 2/21/18 | * | 39 | 8-18 | .444 | 4-8 | .500 | 1-1 | 1.000 | 0 | 5 | 5 | 4.6 | 1 | 6 | 2 | 2 | 1 | 21 | 19.6 | |
| at Nebraska | 02/25/18 | * | 38 | 9-23 | .391 | 2-7 | .286 | 7-11 | .636 | 1 | 2 | 3 | 4.5 | 1 | 1 | 3 | 0 | 0 | 27 | 19.9 | |
| vs Northwestern | 3/1/18 | * | 39 | 8-20 | .400 | 6-10 | .600 | 3-4 | .750 | 1 | 5 | 6 | 4.6 | 0 | 4 | 1 | 0 | 0 | 25 | 20.0 | |
| vs Ohio State | 3/2/18 | * | 36 | 9-17 | .529 | 4-7 | .571 | 3-5 | .600 | 0 | 6 | 6 | 4.6 | 3 | 5 | 3 | 1 | 0 | 25 | 20.2 | |
| vs Purdue | 3/3/18 | * | 37 | 4-18 | .222 | 1-6 | .167 | 3-6 | .500 | 1 | 8 | 9 | 4.8 | 3 | 4 | 3 | 0 | 0 | 12 | 19.9 | |
| Totals | | | 32 | 1116 | 218-524 | .416 | 81-176 | .460 | 121-153 | .791 | 28 | 124 | 152 | 4.8 | 61 | 151 | 75 | 8 | 25 | 638 | 19.9 |

| Season | GP-GS | Min/Avg | Total | | 3-Point | | FT-FTA | Pct. | Rebounds | | | Avg. | PF | DQ | A | T | B | S | Scoring | |
|---------|-------|-----------|---------|------|---------|------|---------|------|----------|-----|-------|------|-----|----|-----|-----|----|----|---------|------|
| | | | FG-FGA | Pct. | FG-FGA | Pct. | | | Off | Def | Total | | | | | | | | Pts. | Avg. |
| 2016-17 | 33-33 | 1084/32.8 | 141-374 | .377 | 33-103 | .320 | 121-157 | .771 | 22 | 136 | 158 | 4.8 | 73 | 1 | 139 | 86 | 9 | 22 | 436 | 13.2 |
| 2017-18 | 32-32 | 1116/34.9 | 218-524 | .416 | 81-176 | .460 | 121-153 | .791 | 28 | 124 | 152 | 4.8 | 61 | 1 | 151 | 75 | 8 | 25 | 638 | 19.9 |
| TOTAL | 65-65 | 2200/33.8 | 359-898 | .400 | 114-279 | .409 | 242-310 | .781 | 50 | 260 | 310 | 4.8 | 134 | 2 | 290 | 161 | 17 | 47 | 1074 | 16.5 |



SHEP GARNER

G • 6-2 • 196 • SENIOR
CHESTER, PA (ROMAN CATHOLIC)

33

AS A SENIOR (2017-18)

- Scored career-high 33 points, matching his uniform number, on 3/3 vs. Purdue in semifinals of the Big Ten Tournament, going 8-11 from the field and 6-8 from behind the arc. He had 18 in the second half.
- Scored 12 and 13 points, respectively, vs. Northwestern and Ohio State in second round and quarterfinal games.
- Went 5-8 from field with all 11 of points coming in second half vs. Nebraska. Had two rebounds, assists and steals.
- Took sole possession of No. 10 spot on PSU career scoring list with 13 pts vs. Ohio State (2/15); eclipsing the 1,500-point mark.
- First in the Big Ten with 101 3-pointers made in 2017-18, good for a No. 20 ranking nationally.
- Possesses best 3-point field goal percentage of his career at 42.4 and 44.1 overall this season.
- Went 6-9 with five treys for 17 points at Purdue for third-straight double figure scoring game. Also had four rebounds.
- Top scorer at Illinois with 16 points, 10 in first half) and contributed four assists to team total 20.
- Recorded back-to-back double-figure scoring games as top scorer at Northwestern (22) and with 14 at Ohio State.
- Connected on his Big Ten career-best six 3-pointers at Northwestern.
- Had 11-point night vs. Minnesota and two treys vs. Nebraska to move up to two spots on all-time scoring list.
- Led Nittany Lions with a game-high 18 points, all on three-point field goals, vs. Rider.
- One of five Nittany Lion starters to score 10+ points vs. Binghamton with all 15 of his points coming on treys.
- Had three 3-pointers and three assists at George Mason in 37 minutes despite not feeling well.
- Dropped three of his four total triples in the first half vs. Colonials.
- Scored 12 of his 13 points vs. Wisconsin in the second half.
- Sparked Nittany Lion comeback vs. Badgers with back-to-back jumpers and then triple to pull within three at 1:53.
- Connected on four 3-pointers in Iowa victory for 12 points. Two 3-pointers in first half helped give Nittany Lions a 14-4 lead to start the game.
- Scored 10 points off four field goals, including two 3-pointers at N.C. State.
- One of six Nittany Lions to score in double figures vs. Pittsburgh. Had 13 points in Legends Classic game at Barclays Center off 5-10 shooting with three treys.
- Suffered a broken nose vs. Montana game and wore a protective mask for Columbia game. Had 16 points in 16 minutes by halftime and added 10 more for a game-high 26 on a career-best tying 10 field goals made.
- Connected on four 3-pointers against Montana for 12 points. Also had three assists.

► GARNER'S CAREER HIGHS

| | |
|---|--|
| Points | Career33, vs. Purdue-BTT, 3/3/18 |
| B1G Career24, vs. Rutgers, 2/4/2017 | |
| Rebounds | Career 8, at Minnesota, 2/25/17 |
| B1G Career 8, at Minnesota, 2/25/17 | |
| Assists | Career 8, vs. Radford, 11/24/15 |
| B1G Career 7, vs. Northwestern, 3/3/16 | |
| Blocks | Career 1, 14x, last at Illinois, 2/11/18 |
| B1G Career 1, 9x, last at Illinois, 2/11/18 | |
| Steals | Career4, 3x, last at Minnesota, 2/25/17 |
| B1G Career 4, at Minnesota, 2/25/17 | |
| Minutes | Career50, at Indiana (3ot), 2/1/17 |
| regulation: 40, 3x, last vs. Purdue (B10), 3/3/18 | |
| B1G Career 50, at Indiana (3ot), 2/1/17 | |
| regulation: 40, Northwestern, 3/3/16 | |

| | |
|--|--|
| Field Goals - Made | Career 10, 2x, last vs. Columbia, 11/17/17 |
| B1G Career9, vs. Rutgers, 2/4/17 | |

| | |
|---|--|
| Field Goals - Attempted | Career20, vs. Colorado, 12/22/15 |
| B1G Career ..18, 3x, last vs. Ohio State, 2/28/17 | |

| | |
|--|--|
| 3-Point Field Goals - Made | Career 8, at Boston College, 12/2/15 |
| B1G Career 6, at Northwestern, 1/20/18 | |


| | |
|--|--|
| 3-Point Field Goals - Attempted | Career 14, vs. Ohio State, 2/28/17 |
| B1G Career 14, vs. Ohio State, 2/28/17 | |

| | |
|--|--|
| Free Throws - Made | Career11, vs. Purdue (B10), 3/3/18 |
| B1G Career 7, vs. Northwestern, 3/3/16 | |

| | |
|--|---|
| Free Throws - Attempted | Career 12, vs. Purdue (B10), 3/3/18 |
| B1G Career 9, vs. Illinois (2ot), 3/6/16 | |
| regulation: 8, 3x, last vs. Northwestern, 12/27/16 | |

| Opponent | Date | gs | min | Total | | 3-Pointers | | Free throws | | Rebounds | | | | | pts | avg | | | | | |
|---------------------|-----------|----|-----|--------|---------|------------|---------|-------------|-------|----------|-----|-----|-----|-----|-----|-----|----|-----|------|------|------|
| | | | | fg-fga | pct | 3fg-fga | pct | ft-fa | pct | off | def | tot | avg | pf | | | a | tlo | blk | stl | |
| CAMPBELL | 11/10/17 | * | 35 | 2-9 | .222 | 2-8 | .250 | 2-2 | 1.000 | 1 | 1 | 2 | 2.0 | 1 | 3 | 0 | 0 | 1 | 8 | 8.0 | |
| FAIRLEIGH DICKINSON | 11/12/17 | * | 25 | 0-7 | .000 | 0-6 | .000 | 0-0 | .000 | 1 | 1 | 2 | 2.0 | 3 | 1 | 2 | 0 | 2 | 0 | 4.0 | |
| MONTANA | 11/15/17 | * | 32 | 4-7 | .571 | 4-7 | .571 | 0-2 | .000 | 0 | 5 | 5 | 3.0 | 1 | 3 | 1 | 0 | 0 | 12 | 6.7 | |
| COLUMBIA | 11/17/17 | * | 39 | 10-18 | .556 | 5-11 | .455 | 1-2 | .500 | 0 | 1 | 1 | 2.5 | 1 | 1 | 1 | 0 | 3 | 26 | 11.5 | |
| vs Pittsburgh | 11/20/17 | * | 26 | 5-10 | .500 | 3-8 | .375 | 0-0 | .000 | 0 | 3 | 3 | 2.6 | 1 | 2 | 1 | 0 | 0 | 13 | 11.8 | |
| vs Texas A&M | 11/21/17 | * | 26 | 2-7 | .286 | 2-7 | .286 | 0-0 | .000 | 0 | 2 | 2 | 2.5 | 1 | 1 | 2 | 0 | 1 | 6 | 10.8 | |
| ORAL ROBERTS | 11/24/201 | * | 22 | 2-7 | .286 | 2-7 | .286 | 0-0 | .000 | 0 | 0 | 0 | 2.1 | 2 | 0 | 0 | 0 | 1 | 6 | 10.1 | |
| at NC State | 11/29/17 | * | 23 | 4-8 | .500 | 2-6 | .333 | 0-0 | .000 | 0 | 1 | 1 | 2.0 | 4 | 1 | 1 | 0 | 1 | 10 | 10.1 | |
| at Iowa | 12/02/17 | * | 27 | 4-7 | .571 | 4-6 | .667 | 0-0 | .000 | 0 | 2 | 2 | 2.0 | 4 | 2 | 4 | 0 | 1 | 12 | 10.3 | |
| WISCONSIN | 12/4/17 | * | 33 | 3-7 | .429 | 1-4 | .250 | 6-7 | .857 | 1 | 1 | 2 | 2.0 | 3 | 1 | 2 | 0 | 2 | 13 | 10.6 | |
| GEORGE WASHINGTON | 12/9/17 | * | 32 | 4-12 | .333 | 4-11 | .364 | 0-0 | .000 | 0 | 1 | 1 | 1.9 | 3 | 0 | 4 | 0 | 1 | 12 | 10.7 | |
| at George Mason | 12/17/17 | * | 37 | 3-8 | .375 | 3-8 | .375 | 0-0 | .000 | 1 | 2 | 3 | 2.0 | 3 | 3 | 2 | 0 | 0 | 9 | 10.6 | |
| BINGHAMTON | 12/19/17 | * | 34 | 5-7 | .714 | 5-7 | .714 | 0-0 | .000 | 0 | 1 | 1 | 1.9 | 1 | 2 | 1 | 0 | 1 | 15 | 10.9 | |
| RIDER | 12/22/17 | * | 35 | 6-12 | .500 | 6-11 | .545 | 0-0 | .000 | 1 | 1 | 2 | 1.9 | 0 | 0 | 3 | 0 | 0 | 18 | 11.4 | |
| COPPINS STATE | 12/30/17 | * | 27 | 3-7 | .429 | 3-6 | .500 | 0-0 | .000 | 0 | 2 | 2 | 1.9 | 1 | 1 | 0 | 0 | 0 | 9 | 11.3 | |
| at Maryland | 01/02/18 | * | 24 | 1-5 | .200 | 1-5 | .200 | 0-0 | .000 | 0 | 2 | 2 | 1.9 | 4 | 1 | 0 | 0 | 0 | 3 | 10.8 | |
| NORTHWESTERN | 1/5/18 | * | 31 | 1-4 | .250 | 0-2 | .000 | 0-0 | .000 | 0 | 2 | 2 | 1.9 | 2 | 1 | 2 | 1 | 2 | 2 | 10.2 | |
| at Indiana | 01/09/18 | * | 34 | 2-4 | .500 | 2-4 | .500 | 0-0 | .000 | 0 | 1 | 1 | 1.9 | 4 | 0 | 0 | 0 | 0 | 6 | 10.0 | |
| NEBRASKA | 1/12/18 | * | 38 | 2-5 | .400 | 2-4 | .500 | 0-0 | .000 | 2 | 2 | 4 | 2.0 | 3 | 2 | 1 | 0 | 0 | 6 | 9.8 | |
| MINNESOTA | 1/15/18 | * | 41 | 4-11 | .364 | 3-8 | .375 | 0-0 | .000 | 0 | 1 | 1 | 2.0 | 2 | 3 | 0 | 0 | 1 | 11 | 9.9 | |
| at Northwestern | 01/20/18 | * | 39 | 7-13 | .538 | 6-11 | .545 | 2-2 | 1.000 | 0 | 3 | 3 | 2.0 | 1 | 1 | 0 | 1 | 0 | 22 | 10.4 | |
| at Ohio State | 01/25/18 | * | 30 | 4-5 | .800 | 4-5 | .800 | 2-2 | 1.000 | 0 | 0 | 0 | 1.9 | 3 | 2 | 2 | 0 | 0 | 14 | 10.6 | |
| RUTGERS | 1/27/18 | * | 37 | 2-9 | .222 | 2-7 | .286 | 0-0 | .000 | 0 | 4 | 4 | 2.0 | 0 | 2 | 2 | 0 | 0 | 6 | 10.4 | |
| 1/31/18 | * | 31 | 2-4 | .500 | 2-4 | .500 | 0-0 | .000 | 0 | 2 | 2 | 2.0 | 1 | 0 | 1 | 0 | 2 | 6 | 10.2 | | |
| IOWA | 02/03/18 | * | 30 | 3-8 | .375 | 3-7 | .429 | 0-0 | .000 | 0 | 2 | 2 | 2.0 | 2 | 0 | 1 | 0 | 0 | 9 | 10.2 | |
| MARYLAND | 2/7/18 | * | 28 | 2-8 | .250 | 2-8 | .250 | 0-0 | .000 | 0 | 0 | 0 | 1.9 | 2 | 1 | 1 | 0 | 0 | 6 | 10.0 | |
| at Illinois | 02/11/18 | * | 37 | 5-14 | .357 | 4-13 | .308 | 2-2 | 1.000 | 1 | 1 | 2 | 1.9 | 1 | 4 | 2 | 1 | 1 | 16 | 10.2 | |
| OHIO STATE | 2/15/18 | * | 27 | 4-8 | .500 | 4-7 | .571 | 1-2 | .500 | 0 | 2 | 2 | 1.9 | 4 | 0 | 1 | 0 | 0 | 13 | 10.3 | |
| at Purdue | 02/18/18 | * | 25 | 6-9 | .667 | 5-8 | .625 | 0-0 | .000 | 0 | 4 | 4 | 2.0 | 3 | 0 | 1 | 0 | 0 | 17 | 10.6 | |
| MICHIGAN | 2/21/18 | * | 33 | 1-6 | .167 | 1-5 | .200 | 0-0 | .000 | 0 | 1 | 1 | 2.0 | 4 | 0 | 1 | 0 | 1 | 3 | 10.3 | |
| at Nebraska | 02/25/18 | * | 30 | 5-8 | .625 | 1-4 | .250 | 0-0 | .000 | 0 | 2 | 2 | 2.0 | 3 | 2 | 1 | 0 | 2 | 11 | 10.3 | |
| vs Northwestern | 3/1/18 | * | 38 | 4-9 | .444 | 4-9 | .444 | 0-0 | .000 | 0 | 2 | 2 | 2.0 | 2 | 3 | 1 | 0 | 1 | 12 | 10.4 | |
| vs Ohio State | 3/2/18 | * | 37 | 4-7 | .571 | 3-6 | .500 | 2-2 | 1.000 | 0 | 1 | 1 | 1.9 | 1 | 1 | 2 | 0 | 1 | 13 | 10.5 | |
| vs Purdue | 3/3/18 | * | 40 | 8-11 | .727 | 6-8 | .750 | 11-12 | .917 | 0 | 3 | 3 | 2.0 | 3 | 1 | 1 | 0 | 3 | 33 | 11.1 | |
| Totals | | | 34 | 1083 | 124-281 | .441 | 101-238 | .424 | 29-35 | .829 | 8 | 59 | 67 | 2.0 | 74 | 45 | 44 | 3 | 28 | 378 | 11.1 |

| Season | GP-GS | Min/Avg | Total | | 3-Point | | FT-FTA | Pct. | Rebounds | | | | | PF | DQ | A | T | B | S | Scoring | |
|---------|---------|-----------|----------|------|---------|------|---------|------|----------|-----|-------|------|------|----|-----|-----|----|-----|------|---------|--|
| | | | FG-FGA | Pct. | FG-FGA | Pct. | | | Off | Def | Total | Avg. | Pts. | | | | | | | Avg. | |
| 2014-15 | 34-33 | 979/28.8 | 104-286 | .364 | 59-175 | .337 | 46-58 | .793 | 17 | 75 | 92 | 2.7 | 69 | 2 | 77 | 48 | 2 | 33 | 313 | 9.2 | |
| 2015-16 | 32-32 | 1127/35.2 | 149-390 | .382 | 75-205 | .366 | 101-129 | .783 | 9 | 94 | 103 | 3.2 | 59 | 1 | 109 | 65 | 7 | 42 | 474 | 14.8 | |
| 2016-17 | 33-29 | 1058/32.1 | 133-351 | .379 | 82-230 | .357 | 48-63 | .762 | 13 | 80 | 93 | 2.8 | 61 | 1 | 79 | 61 | 3 | 41 | 396 | 12.0 | |
| 2017-18 | 34-34 | 1083/31.9 | 124-281 | .441 | 101-238 | .424 | 29-35 | .829 | 8 | 59 | 67 | 2.0 | 74 | 0 | 45 | 44 | 3 | 28 | 378 | 11.1 | |
| TOTAL | 133-128 | 4247/31.9 | 510-1308 | .390 | 317-848 | .374 | 224-285 | .786 | 47 | 308 | 355 | 2.7 | 263 | 4 | 310 | 218 | 15 | 144 | 1561 | 11.7 | |



JOHN HARRAR

F • 6-9 • 243 • FRESHMAN
WALLINGFORD, PA (STRATH HAVEN)

21

AS A FRESHMAN (2017-18)

- Has seen action in 22 games and has started the last three games, all at the 2018 Big Ten Tournament.
- Tied a career best with four points against Purdue in semifinal game and added a rebound, block and steal in nine minutes of action.
- Played most minutes of the season vs. Ohio State in quarterfinals with 11 and had career-best six rebounds, including four offensive.
- Recorded first career block at Purdue.
- Scored field goal vs. Iowa (2/3) for first points in a Big Ten game.
- Had a rebound in Rutgers game (1/27)
- Made a field goal and free throw vs. Coppin State for three points.
- Played seven minutes against both Fairleigh Dickinson (11-12) and Oral Roberts (11-24). Had a productive three minutes in Iowa win and was on the court for two minutes against Wisconsin.
- Pulled down two rebounds vs. George Washington.
- Went 2-2 from the field against Golden Eagles (11-24) and tied career-best two rebounds.
- Put back a teammate's missed shot against Fairleigh Dickinson for his first career points as a Nitany Lion. Finished with two offensive rebounds and a steal.
- Played one minute in the season opener vs. Campbell and had one personal foul.

► HARRAR'S CAREER HIGHS

Points
Career 4, 3x, last vs. Purdue (B10), 3/3/18
B1G 2, 2x, last vs. Michigan, 2/21/18

Rebounds
Career 6, vs. Purdue (B10), 3/3/18
B1G 1, 2x, vs. Michigan, 2/21/18

Assists
Career
B1G

Blocks
Career 2, vs. Purdue (B10), 3/3/18
B1G 1, at Purdue, 2/18/18

Steals
Career 2, vs. Purdue (B10), 3/3/18
B1G

Minutes
Career 11, vs. Ohio State (B10), 3/2/18
B1G 8, vs. Michigan, 2/21/18

Field Goals - Made
Career 2, 3x, last vs. Purdue (B10), 3/3/18
B1G 1, 2x, last vs. Michigan, 2/21/18

Field Goals - Attempted
Career 3, 3x, vs. Purdue (B10), 3/3/18
B1G 1, 2x, last vs. Michigan, 2/21/18

3-Point Field Goals - Made
Career
B1G


3-Point Field Goals - Attempted
Career
B1G

Free Throws - Made
Career 1, vs. Coppin State, 12/30/17
B1G

Free Throws - Attempted
Career 2, vs. Coppin State, 12/30/17
B1G

| Opponent | Date | gs | min | Total | | 3-Pointers | | Free throws | | Rebounds | | | | Other | | | | pts | avg | | |
|---------------------|----------|----|-----|--------|------|------------|------|-------------|------|----------|-----|-----|-----|-------|---|-----|-----|-----|-----|-----|-----|
| | | | | fg-fga | pct | 3fg-fga | pct | ft-fga | pct | off | def | tot | avg | pf | a | tlo | blk | | | stl | |
| CAMPBELL | 11/10/17 | 1 | 0-0 | .000 | 0-0 | .000 | 0-0 | .000 | 0 | 0 | 0 | 0.0 | 1 | 0 | 0 | 0 | 0 | 0 | 0 | 0 | 0.0 |
| FAIRLEIGH DICKINSON | 11/12/17 | 7 | 1-1 | 1.000 | 0-0 | .000 | 0-0 | .000 | 2 | 0 | 2 | 1.0 | 2 | 0 | 1 | 0 | 1 | 2 | 1.0 | 2 | 1.0 |
| vs Pittsburgh | 11/20/17 | 5 | 2-3 | .667 | 0-0 | .000 | 0-1 | .000 | 1 | 0 | 1 | 1.0 | 0 | 0 | 0 | 0 | 0 | 4 | 2.0 | 4 | 2.0 |
| vs Texas A&M | 11/21/17 | 2 | 0-0 | .000 | 0-0 | .000 | 0-0 | .000 | 0 | 0 | 0 | 0.8 | 1 | 0 | 1 | 0 | 0 | 0 | 0 | 1.5 | 1.5 |
| ORAL ROBERTS | 11/24/17 | 7 | 2-2 | 1.000 | 0-0 | .000 | 0-0 | .000 | 1 | 1 | 2 | 1.0 | 0 | 0 | 0 | 0 | 0 | 4 | 2.0 | 4 | 2.0 |
| at Iowa | 12/02/17 | 3 | 0-0 | .000 | 0-0 | .000 | 0-0 | .000 | 0 | 0 | 0 | 0.8 | 2 | 0 | 0 | 0 | 0 | 0 | 0 | 1.7 | 1.7 |
| WISCONSIN | 12/4/17 | 2 | 0-0 | .000 | 0-0 | .000 | 0-0 | .000 | 0 | 0 | 0 | 0.7 | 0 | 0 | 0 | 0 | 0 | 0 | 0 | 1.4 | 1.4 |
| GEORGE WASHINGTON | 12/9/17 | 3 | 0-1 | .000 | 0-0 | .000 | 0-1 | .000 | 1 | 1 | 2 | 0.9 | 0 | 0 | 0 | 0 | 0 | 0 | 0 | 1.3 | 1.3 |
| at George Mason | 12/17/17 | 1 | 0-0 | .000 | 0-0 | .000 | 0-0 | .000 | 0 | 0 | 0 | 0.8 | 0 | 0 | 0 | 0 | 0 | 0 | 0 | 1.1 | 1.1 |
| RIDER | 12/22/17 | 2 | 0-0 | .000 | 0-0 | .000 | 0-1 | .000 | 0 | 0 | 0 | 0.7 | 1 | 0 | 1 | 0 | 0 | 0 | 0 | 1.0 | 1.0 |
| COPPIN STATE | 12/30/17 | 8 | 1-1 | 1.000 | 0-0 | .000 | 1-2 | .500 | 0 | 1 | 1 | 0.7 | 1 | 0 | 0 | 0 | 0 | 0 | 3 | 1.2 | 1.2 |
| at Maryland | 01/02/18 | 2 | 0-0 | .000 | 0-0 | .000 | 0-0 | .000 | 0 | 0 | 0 | 0.7 | 1 | 0 | 0 | 0 | 0 | 0 | 0 | 1.1 | 1.1 |
| RUTGERS | 1/27/18 | 2 | 0-0 | .000 | 0-0 | .000 | 0-0 | .000 | 0 | 1 | 1 | 0.7 | 0 | 0 | 0 | 0 | 0 | 0 | 0 | 1.0 | 1.0 |
| at Michigan State | 1/31/18 | 3 | 0-0 | .000 | 0-0 | .000 | 0-0 | .000 | 0 | 0 | 0 | 0.6 | 1 | 0 | 0 | 0 | 0 | 0 | 0 | 0.9 | 0.9 |
| IOWA | 02/03/18 | 2 | 1-1 | 1.000 | 0-0 | .000 | 0-0 | .000 | 0 | 0 | 0 | 0.6 | 0 | 0 | 0 | 0 | 0 | 0 | 2 | 1.0 | 1.0 |
| at Illinois | 02/11/18 | 4 | 0-0 | .000 | 0-0 | .000 | 0-0 | .000 | 0 | 0 | 0 | 0.6 | 0 | 0 | 0 | 0 | 0 | 0 | 0 | 0.9 | 0.9 |
| at Purdue | 02/18/18 | 5 | 0-0 | .000 | 0-0 | .000 | 0-0 | .000 | 0 | 0 | 0 | 0.5 | 1 | 0 | 0 | 1 | 0 | 0 | 0 | 0.9 | 0.9 |
| MICHIGAN | 2/21/18 | 8 | 1-1 | 1.000 | 0-0 | .000 | 0-0 | .000 | 1 | 0 | 1 | 0.6 | 1 | 0 | 0 | 0 | 0 | 0 | 2 | 0.9 | 0.9 |
| at Nebraska | 02/25/18 | 6 | 0-0 | .000 | 0-0 | .000 | 0-0 | .000 | 0 | 0 | 0 | 0.5 | 1 | 0 | 1 | 0 | 0 | 0 | 0 | 0.9 | 0.9 |
| vs Northwestern | 3/1/18 | * | 6 | 0-2 | .000 | 0-0 | .000 | 0-0 | .000 | 1 | 2 | 3 | 0.7 | 1 | 0 | 0 | 0 | 0 | 0 | 0.9 | 0.9 |
| vs Ohio State | 3/2/18 | * | 11 | 1-3 | .333 | 0-0 | .000 | 0-0 | .000 | 4 | 2 | 6 | 0.9 | 3 | 0 | 0 | 0 | 0 | 2 | 0.9 | 0.9 |
| vs Purdue | 3/3/18 | * | 9 | 2-3 | .667 | 0-0 | .000 | 0-0 | .000 | 1 | 0 | 1 | 0.9 | 3 | 0 | 0 | 1 | 1 | 4 | 1.0 | 1.0 |
| Totals | | 3 | 99 | 11-18 | .611 | 0-0 | .000 | 1-5 | .200 | 12 | 8 | 20 | 0.9 | 20 | 0 | 4 | 2 | 2 | 23 | 1.0 | 1.0 |

| Season | GP-GS | Min/Avg | Total | | 3-Point | | FT-FTA | Pct. | Rebounds | | | Avg. | PF | DQ | A | T | B | S | Scoring | |
|---------|-------|---------|--------|------|---------|------|--------|------|----------|-----|-------|------|----|----|---|---|---|---|---------|------|
| | | | FG-FGA | Pct. | FG-FGA | Pct. | | | Off | Def | Total | | | | | | | | Pts. | Avg. |
| 2017-18 | 22-3 | 99/4.5 | 11-18 | .611 | 0-0 | .000 | 1-5 | .200 | 12 | 8 | 20 | 0.9 | 20 | 0 | 0 | 4 | 2 | 2 | 23 | 1.0 |
| TOTAL | 22-3 | 99/4.5 | 11-18 | .611 | 0-0 | .000 | 1-5 | .200 | 12 | 8 | 20 | 0.9 | 20 | 0 | 0 | 4 | 2 | 2 | 23 | 1.0 |



GRANT HAZLE

22

F • 6-5 • 192 • SOPHOMORE
KINGWOOD, TEXAS (WESTBURY CHRISTIAN)

AS A SOPHOMORE (2017-18)

- Entered the games vs. Ohio State (2/15) had his first career blocked shot.
- Played vs. Coppin State.
- Played two minutes against Oral Roberts.
- As a native of the Houston area, fittingly made the final basket in the One America Appeal Hurricane Relief exhibition game vs. Lafayette.

| Opponent | Date | gs | min | Total | | 3-Pointers | | Free throws | | Rebounds | | | | pf | a | t/o | blk | stl | pts | avg |
|--------------|-----------|----|-----|--------|------|------------|------|-------------|------|----------|-----|-----|-----|----|---|-----|-----|-----|-----|-----|
| | | | | fg-fga | pct | 3fg-fga | pct | ft-fa | pct | off | def | tot | avg | | | | | | | |
| ORAL ROBERTS | 11/24/201 | 2 | | 0-0 | .000 | 0-0 | .000 | 0-0 | .000 | 0 | 0 | 0 | 0.0 | 0 | 0 | 0 | 0 | 0 | 0 | 0.0 |
| COPPIN STATE | 12/30/17 | 1 | | 0-0 | .000 | 0-0 | .000 | 0-0 | .000 | 0 | 0 | 0 | 0.0 | 0 | 0 | 0 | 0 | 0 | 0 | 0.0 |
| OHIO STATE | 2/15/18 | 0 | | 0-0 | .000 | 0-0 | .000 | 0-0 | .000 | 0 | 0 | 0 | 0.0 | 0 | 0 | 0 | 1 | 0 | 0 | 0.0 |
| Totals | | 0 | 3 | 0-0 | .000 | 0-0 | .000 | 0-0 | .000 | 0 | 0 | 0 | 0.0 | 0 | 0 | 0 | 1 | 0 | 0 | 0.0 |

| Season | GP-GS | Min/Avg | Total | | 3-Point | | FT-FTA | Pct. | Rebounds | | | | PF | DQ | A | T | B | S | Scoring | |
|---------|-------|---------|--------|------|---------|------|--------|------|----------|-----|-------|------|----|----|---|---|---|---|---------|------|
| | | | FG-FGA | Pct. | FG-FGA | Pct. | | | Off | Def | Total | Avg. | | | | | | | Pts. | Avg. |
| 2016-17 | 5-0 | 2/0.4 | 1-2 | .500 | 0-0 | .000 | 0-0 | .000 | 0 | 0 | 0 | 0.0 | 0 | 0 | 0 | 0 | 0 | 0 | 2 | 0.4 |
| 2017-18 | 3-0 | 3/1.0 | 0-0 | .000 | 0-0 | .000 | 0-0 | .000 | 0 | 0 | 0 | 0.0 | 0 | 0 | 0 | 0 | 1 | 0 | 0 | 0.0 |
| TOTAL | 8-0 | 5/0.6 | 1-2 | .500 | 0-0 | .000 | 0-0 | .000 | 0 | 0 | 0 | 0.0 | 0 | 0 | 0 | 0 | 1 | 0 | 2 | 0.3 |



JULIAN MOORE

F • 6-10 • 248 • GRADUATE STUDENT
PHILADELPHIA, PA (GERMANTOWN ACADEMY)

44

AS A GRADUATE STUDENT (2017-18)

- Ranks 21st on the NCAA Division I active career list for total games played with 136.
- Has played in 22 straight games and had five points (2-2 FG, 1-2 FT) and five rebounds in Big Ten Tournament quarterfinal game vs. Ohio State. Added a block and a steal to his stat line.
- Had three blocked shots in Northwestern win in MSG and registered another in Ohio State upset.
- Grabbed three rebounds at Nebraska to go along with two points.
- Scored six points in first eight minutes of game vs. Michigan. Had three rebounds in first half vs. 17/16 Michigan.
- Went 3-3 from field for six points and added rebound and assist at No. 6/7 Purdue.
- Tied a Big Ten career best with three blocks vs. Ohio State.
- First off bench at Illinois. Had layup and free throw for tie and then PSU lead. Also had first-half block, rebound and steal.
- Grabbed offensive rebound at Michigan State for dunk. Pulled down two rebounds and had assist, block and steal.
- Set career best for assists with three vs. Scarlet Knights.
- Blocked three shots and had a rebound vs. Nebraska in six minutes of time.
- First off the bench vs. Northwestern. Had a dunk plus one for three points and pulled down a rebound.
- Played 11 minutes at Maryland and tallied an assist on Mike Watkin's dunk. Also had a rebound.
- Grabbed three rebounds and had two points (1-1 FG) in 10 minutes in Coppin State win.
- Tied career best with four blocks and had four points and a steal in 12 first-half minutes vs. Rider.
- Contributed two points (2-2 FT) in George Washington win.
- Pulled down two rebounds, had a point and a blocked shot vs. Wisconsin.
- Played five minutes at N.C. State and had a key rebound in three minutes at Iowa.
- Played 14 minutes vs. Pittsburgh (11/20) and went 2-2 for four points. Collected four rebounds as well.
- Inserted back into the starting lineup vs. Columbia and had three rebounds in nine minutes of action.
- Played nine vs. Montana and had three rebounds vs. Grizzlies.
- Earned a start in the season opener vs. Campbell and contributed eight points, six rebounds and had a block.

2017-18 B1G HONORS

SPORTSMANSHIP AWARD

► MOORE'S CAREER HIGHS

Points
Career 16, vs. Radford, 11/20/15
B1G Career 13, vs. Michigan State, 1/20/16

Rebounds
Career 10, vs. Wisconsin, 1/21/16
B1G Career 10, vs. Wisconsin, 1/21/16

Assists
Career 3, vs. Rutgers, 1/27/18
B1G Career 3, vs. Rutgers, 1/27/18

Blocks
Career 4, vs. Kent State, 12/23/15
B1G Career ... 3, 2x, last vs. Ohio State, 2/15/18

Steals
Career 2, at Purdue, 1/21/17
B1G Career 2, at Purdue, 1/21/17

Minutes
Career 34, vs. Wisconsin, 1/21/16
B1G Career 34, vs. Wisconsin, 1/21/16

Field Goals - Made
Career 7, vs. Radford, 11/20/15
B1G Career 4, 3x, last at Indiana (ot), 2/11/17

Field Goals - Attempted
Career 11, vs. Radford, 11/20/15
B1G Career 7, at Illinois, 1/31/15

3-Point Field Goals - Made
Career 1, vs. Wisconsin, 2/18/15
B1G Career 1, vs. Wisconsin, 2/18/15


3-Point Field Goals - Attempted
Career 1, 3x, last vs. Bucknell, 11/28/15
B1G Career 1, vs. Wisconsin, 2/18/15

Free Throws - Made
Career 6, vs. Canisius, 12/10/15
B1G Career 5, 2x, last vs. Maryland, 2/7/17

Free Throws - Attempted
Career 7, vs. Michigan State, 1/10/16
B1G Career 7, vs. Michigan State, 1/10/16

| Opponent | Date | gs | min | Total | | 3-Pointers | | Free Throws | | Rebounds | | | | | pts | avg | | | | | |
|---------------------|----------|----|-----|--------|-------|------------|------|-------------|-------|----------|-----|-----|-----|-----|-----|-----|----|-----|-----|-----|-----|
| | | | | fg-fga | pct | 3fg-fga | pct | ft-fa | pct | off | def | tot | avg | pf | | | a | t/o | blk | stl | |
| CAMPBELL | 11/10/17 | * | 27 | 2-5 | .400 | 0-0 | .000 | 4-6 | .667 | 4 | 2 | 6 | 6.0 | 1 | 0 | 1 | 1 | 0 | 8 | 8.0 | |
| FAIRLEIGH DICKINSON | 11/12/17 | | 2 | 0-0 | .000 | 0-0 | .000 | 0-0 | .000 | 0 | 0 | 0 | 3.0 | 2 | 0 | 0 | 0 | 0 | 0 | 4.0 | |
| MONTANA | 11/15/17 | | 9 | 1-2 | .500 | 0-0 | .000 | 0-0 | .000 | 0 | 3 | 3 | 3.0 | 0 | 0 | 0 | 1 | 1 | 2 | 3.3 | |
| COLUMBIA | 11/17/17 | * | 9 | 0-0 | .000 | 0-0 | .000 | 0-0 | .000 | 1 | 2 | 3 | 3.0 | 1 | 0 | 3 | 1 | 0 | 0 | 2.5 | |
| vs Pittsburgh | 11/20/17 | | 14 | 2-2 | 1.000 | 0-0 | .000 | 0-0 | .000 | 2 | 2 | 4 | 3.2 | 1 | 0 | 2 | 0 | 0 | 4 | 2.8 | |
| vs Texas A&M | 11/21/17 | | 6 | 1-2 | .500 | 0-0 | .000 | 0-0 | .000 | 0 | 0 | 0 | 2.7 | 0 | 0 | 0 | 0 | 0 | 2 | 2.7 | |
| ORAL ROBERTS | 11/24/17 | | 13 | 1-3 | .333 | 0-0 | .000 | 0-0 | .000 | 0 | 0 | 0 | 2.3 | 1 | 1 | 0 | 1 | 1 | 2 | 2.6 | |
| at NC State | 11/29/17 | | 5 | 0-0 | .000 | 0-0 | .000 | 0-0 | .000 | 1 | 1 | 2 | 2.3 | 0 | 0 | 1 | 1 | 0 | 0 | 2.3 | |
| at Iowa | 12/02/17 | | 3 | 0-0 | .000 | 0-0 | .000 | 0-0 | .000 | 0 | 1 | 1 | 2.1 | 0 | 0 | 0 | 1 | 0 | 0 | 2.0 | |
| WISCONSIN | 12/4/17 | | 5 | 0-1 | .000 | 0-0 | .000 | 1-2 | .500 | 2 | 0 | 2 | 2.1 | 0 | 0 | 0 | 1 | 0 | 1 | 1.9 | |
| GEORGE WASHINGTON | 12/9/17 | | 6 | 0-1 | .000 | 0-0 | .000 | 2-2 | 1.000 | 0 | 0 | 0 | 1.9 | 2 | 0 | 0 | 0 | 0 | 2 | 1.9 | |
| BINGHAMTON | 12/19/17 | | 7 | 0-0 | .000 | 0-0 | .000 | 0-0 | .000 | 0 | 2 | 2 | 1.9 | 0 | 0 | 0 | 0 | 0 | 0 | 1.8 | |
| RIDER | 12/22/17 | | 12 | 2-4 | .500 | 0-0 | .000 | 0-0 | .000 | 0 | 0 | 0 | 1.8 | 0 | 0 | 0 | 4 | 1 | 4 | 1.9 | |
| COPPIN STATE | 12/30/17 | | 10 | 1-1 | 1.000 | 0-0 | .000 | 0-1 | .000 | 1 | 2 | 3 | 1.9 | 1 | 0 | 0 | 0 | 0 | 2 | 1.9 | |
| at Maryland | 01/02/18 | | 11 | 0-0 | .000 | 0-0 | .000 | 0-0 | .000 | 1 | 0 | 1 | 1.8 | 3 | 1 | 1 | 0 | 0 | 0 | 1.8 | |
| NORTHWESTERN | 1/5/18 | | 9 | 1-1 | 1.000 | 0-0 | .000 | 1-1 | 1.000 | 1 | 0 | 1 | 1.8 | 1 | 0 | 0 | 0 | 0 | 3 | 1.9 | |
| at Indiana | 01/09/18 | | 9 | 0-1 | .000 | 0-0 | .000 | 0-0 | .000 | 0 | 1 | 1 | 1.7 | 1 | 1 | 0 | 1 | 0 | 0 | 1.8 | |
| NEBRASKA | 1/12/18 | | 6 | 0-1 | .000 | 0-0 | .000 | 0-0 | .000 | 0 | 1 | 1 | 1.7 | 0 | 0 | 0 | 3 | 0 | 0 | 1.7 | |
| MINNESOTA | 1/15/18 | | 6 | 0-0 | .000 | 0-0 | .000 | 0-0 | .000 | 0 | 0 | 0 | 1.6 | 0 | 0 | 0 | 0 | 0 | 0 | 1.6 | |
| at Northwestern | 01/20/18 | | 14 | 0-0 | .000 | 0-0 | .000 | 0-0 | .000 | 2 | 1 | 3 | 1.7 | 0 | 0 | 0 | 0 | 0 | 0 | 1.5 | |
| at Ohio State | 01/25/18 | | 12 | 0-1 | .000 | 0-0 | .000 | 0-0 | .000 | 0 | 0 | 0 | 1.6 | 1 | 0 | 0 | 0 | 0 | 0 | 1.4 | |
| RUTGERS | 1/27/18 | | 12 | 0-1 | .000 | 0-0 | .000 | 0-0 | .000 | 1 | 0 | 1 | 1.5 | 2 | 3 | 0 | 0 | 0 | 0 | 1.4 | |
| at Michigan State | 1/31/18 | | 17 | 1-2 | .500 | 0-0 | .000 | 0-1 | .000 | 1 | 1 | 2 | 1.6 | 2 | 1 | 0 | 1 | 1 | 2 | 1.4 | |
| IOWA | 02/03/18 | | 11 | 1-1 | 1.000 | 0-0 | .000 | 0-0 | .000 | 1 | 0 | 1 | 1.5 | 2 | 1 | 0 | 1 | 0 | 2 | 1.4 | |
| MARYLAND | 2/7/18 | | 6 | 0-1 | .000 | 0-0 | .000 | 0-2 | .000 | 1 | 1 | 2 | 1.6 | 0 | 0 | 1 | 0 | 0 | 0 | 1.4 | |
| at Illinois | 02/11/18 | | 14 | 1-1 | 1.000 | 0-0 | .000 | 1-1 | 1.000 | 0 | 1 | 1 | 1.5 | 2 | 1 | 0 | 1 | 0 | 3 | 1.4 | |
| OHIO STATE | 2/15/18 | | 13 | 0-0 | .000 | 0-0 | .000 | 0-0 | .000 | 1 | 1 | 2 | 1.6 | 3 | 0 | 0 | 3 | 0 | 0 | 1.4 | |
| at Purdue | 02/18/18 | | 14 | 3-3 | 1.000 | 0-0 | .000 | 0-2 | .000 | 1 | 0 | 1 | 1.5 | 2 | 1 | 0 | 0 | 0 | 6 | 1.5 | |
| MICHIGAN | 2/21/18 | * | 11 | 2-4 | .500 | 0-0 | .000 | 2-2 | 1.000 | 2 | 1 | 3 | 1.6 | 3 | 0 | 1 | 0 | 0 | 6 | 1.7 | |
| at Nebraska | 02/25/18 | * | 14 | 1-2 | .500 | 0-0 | .000 | 0-0 | .000 | 1 | 2 | 3 | 1.6 | 2 | 0 | 0 | 0 | 0 | 2 | 1.7 | |
| vs Northwestern | 3/1/18 | | 24 | 1-2 | .500 | 0-0 | .000 | 0-0 | .000 | 1 | 2 | 3 | 1.7 | 3 | 1 | 0 | 3 | 0 | 2 | 1.7 | |
| vs Ohio State | 3/2/18 | | 28 | 2-2 | 1.000 | 0-0 | .000 | 1-2 | .500 | 2 | 3 | 5 | 1.8 | 2 | 0 | 0 | 1 | 1 | 5 | 1.8 | |
| vs Purdue | 3/3/18 | | 10 | 0-0 | .000 | 0-0 | .000 | 0-0 | .000 | 1 | 0 | 1 | 1.8 | 4 | 0 | 1 | 0 | 0 | 0 | 1.8 | |
| Totals | | | 4 | 369 | 23-44 | .523 | 0-0 | .000 | 12-22 | .545 | 28 | 30 | 58 | 1.8 | 42 | 11 | 11 | 25 | 5 | 58 | 1.8 |

| Season | GP-GS | Min/Avg | Total | | 3-Point | | FT-FTA | Pct. | Rebounds | | | | | PF | DQ | A | T | B | S | Scoring | |
|---------|--------|-----------|---------|------|---------|-------|--------|-------|----------|-----|-------|------|------|----|----|----|----|----|-----|---------|--|
| | | | FG-FGA | Pct. | FG-FGA | Pct. | | | Off | Def | Total | Avg. | Pts. | | | | | | | Avg. | |
| 2013-14 | 7-0 | 68/9.7 | 2-6 | .333 | 0-0 | .000 | 4-4 | 1.000 | 1 | 10 | 11 | 1.6 | 12 | 1 | 1 | 0 | 3 | 2 | 8 | 1.1 | |
| 2014-15 | 33-1 | 250/7.6 | 21-40 | .525 | 1-1 | 1.000 | 7-18 | .389 | 18 | 36 | 54 | 1.6 | 34 | 0 | 1 | 17 | 12 | 3 | 50 | 1.5 | |
| 2015-16 | 31-12 | 480/15.5 | 41-92 | .446 | 0-2 | .000 | 37-55 | .673 | 30 | 72 | 102 | 3.3 | 53 | 0 | 7 | 19 | 17 | 8 | 119 | 3.8 | |
| 2016-17 | 32-9 | 476/14.9 | 35-76 | .461 | 0-0 | .000 | 19-27 | .704 | 38 | 57 | 95 | 3.0 | 63 | 1 | 11 | 27 | 24 | 8 | 89 | 2.8 | |
| 2017-18 | 33-4 | 369/11.2 | 23-44 | .523 | 0-0 | .000 | 12-22 | .545 | 28 | 30 | 58 | 1.8 | 42 | 0 | 11 | 11 | 25 | 5 | 58 | 1.8 | |
| TOTAL | 136-26 | 1643/12.1 | 122-258 | .473 | 1-3 | .333 | 79-126 | .627 | 115 | 205 | 320 | 2.4 | 204 | 2 | 31 | 74 | 81 | 26 | 324 | 2.4 | |



TAYLOR NUSSBAUM

20

G • 6-2 • 175 • FRESHMAN
 SOUTH SALEM, N.Y. (CHESHIRE ACADEMY (Conn.))

AS A FRESHMAN (2017-18)

- Saw action in the Oral Roberts (11/24) and Coppin State games (12/30).
- Walk-on member of the Nittany Lion basketball team who joined the squad this fall.

| Opponent | Date | gs | | Total | | 3-Pointers | | Free throws | | Rebounds | | | | pf | a | t/o | blk | stl | pts | avg |
|--------------|----------|-----|-----|-------|-----|------------|------|-------------|-----|----------|-----|-----|-----|-----|---|-----|-----|-----|-----|-----|
| | | min | fg | fga | pct | 3fg | 3fga | pct | ft | fta | pct | off | def | | | | | | | |
| ORAL ROBERTS | 11/24/17 | 1 | 0-0 | .000 | 0-0 | .000 | 0-0 | .000 | 0-0 | .000 | 0 | 0 | 0 | 0.0 | 0 | 0 | 0 | 0 | 0 | 0.0 |
| COPPIN STATE | 12/30/17 | 1 | 0-0 | .000 | 0-0 | .000 | 0-0 | .000 | 0-0 | .000 | 0 | 0 | 0 | 0.0 | 0 | 0 | 0 | 0 | 0 | 0.0 |
| Totals | | 2 | 0-0 | .000 | 0-0 | .000 | 0-0 | .000 | 0-0 | .000 | 0 | 0 | 0 | 0.0 | 0 | 0 | 0 | 0 | 0 | 0.0 |

| Season | GP-GS | Min/Avg | Total | | 3-Point | | FT-FTA | Pct. | Rebounds | | | Avg. | PF | DQ | A | T | B | S | Scoring | |
|---------|-------|---------|--------|------|---------|------|--------|------|----------|-----|-------|------|----|----|---|---|---|---|---------|------|
| | | | FG-FGA | Pct. | FG-FGA | Pct. | | | Off | Def | Total | | | | | | | | Pts. | Avg. |
| 2017-18 | 2-0 | 2/1.0 | 0-0 | .000 | 0-0 | .000 | 0-0 | .000 | 0 | 0 | 0 | 0.0 | 0 | 0 | 0 | 0 | 0 | 0 | 0 | 0.0 |
| TOTAL | 2-0 | 2/1.0 | 0-0 | .000 | 0-0 | .000 | 0-0 | .000 | 0 | 0 | 0 | 0.0 | 0 | 0 | 0 | 0 | 0 | 0 | 0 | 0.0 |



SACHEL PIERCE

F • 7-0 • 255 • JUNIOR

BARBERTON, OH (THE KISKI SCHOOL/VIRGINIA TECH)

3

AS A JUNIOR (2017-18)

- Has played in 22 games this season, averaging 7.6 minutes per contest. Has pulled down at least one rebound in 17 games and scored in 11.
- Scored three points and pulled down two rebounds vs. Purdue in semifinal game of Big Ten Tournament. Added a block as well in 10 minutes of action.
- Played most minutes in Big Ten/Penn State career with 13 at Purdue.
- Praised by Coach Chambers for effort at Purdue with two key rebounds, a block and steal to go along with 1-1 performance from field for two points.
- Grabbed huge defensive rebound in Maryland contest and was complimented by Coach Chambers for his productivity in four "fantastic" minutes vs. Terps.
- Snatched a rebound and had a block in overtime game vs. Minnesota.
- Had four rebounds and an assist in eight minutes of action vs. Coppin State.
- First off the bench at George Mason and had six minutes on the court. Scored two points and collected a rebound. Also had a steal.
- Had two points in 10 minutes on the court at N.C. State.
- Pulled down six rebounds in 14 minutes against Oral Roberts (11/24).
- Grabbed a key steal in game vs. No. 16 Texas A&M.
- Recorded third career double-figure scoring game with 11 points (2-5 FG) and career-best seven made free throws vs. Columbia (11/17) in 15 minutes.
- Had a Penn State-best five rebounds vs. Campbell.
- Sat out the 2016-17 season to satisfy NCAA transfer requirements.

PIERCE'S CAREER HIGHS

| | |
|--|---|
| Points | Career 13, vs. Miami (Fla.) 3/7/2015 |
| | Penn State 11, vs. Columbia, 11/17/17 |
| | B1G 2, at Purdue, 2/18/18 |
| Rebounds | Career 7, vs. Northwestern (ot), 12/2/2015 |
| | Penn State 6, vs. Oral Roberts, 11/24/17 |
| | B1G 2, 2x, last at Purdue, 2/18/18 |
| Assists | Career 3, at Louisville, 1/13/2015 |
| | Penn State 1, 3x, last vs. Coppin State, 12/30/17 |
| | B1G |
| Blocks | Career 2, 7x, last vs. Alabama State, 11/14/2015 |
| | Penn State 1, 4x, last vs. Purdue (B10), 3/3/18 |
| | B1G 1, 3x, last vs. Michigan, 2/21/18 |
| Steals | Career 1, 10x, last at George Mason, 12/17/17 |
| | Penn State 1, 2x, last at George Mason, 12/17/17 |
| | B1G |
| Minutes | Career 31, vs. Duke, 2/25/2015 |
| | Penn State 15, vs. Columbia, 11/17/17 |
| | B1G 13, at Purdue, 2/18/18 |
| Field Goals - Made | Career 5, 2x, last vs. Miami (Fla.), 3/7/2015 |
| | Penn State 2, 2x, last vs. Texas A&M, 11/24/17 |
| | B1G 1, 2x, last vs. Michigan, 2/21/18 |
| Field Goals - Attempted | Career 8, vs. Miami (Fla.), 3/7/2015 |
| | Penn State 5, vs. Columbia, 11/17/17 |
| | B1G 1, 3x, last at Purdue, 2/18/18 |
| 3-Point Field Goals - Made | Career |
| | B1G |
| 3-Point Field Goals - Attempted | Career 1, vs. Columbia, 11/17/17 |
| | B1G |
| Free Throws - Made | Career 7, vs. Columbia, 11/17/17 |
| | B1G |
| Free Throws - Attempted | Career 8, vs. Columbia, 11/17/17 |
| | B1G |

| Opponent | Date | gs | min | Total | | 3-Pointers | | Free throws | | Rebounds | | | | Other | | | | pts | avg | |
|---------------------|----------|----|-----|--------|------|------------|------|-------------|------|----------|-----|-----|-----|-------|---|----|-----|-----|-----|-----|
| | | | | fg-fga | pct | 3fg-fga | pct | ft-fa | pct | off | def | tot | avg | pf | a | to | blk | | | stl |
| CAMPBELL | 11/10/17 | 11 | 0-0 | .000 | 0-0 | .000 | 4-6 | .667 | 1 | 4 | 5 | 5.0 | 1 | 0 | 0 | 0 | 0 | 4 | 4.0 | |
| FAIRLEIGH DICKINSON | 11/12/17 | 11 | 0-4 | .000 | 0-0 | .000 | 0-1 | .000 | 2 | 1 | 3 | 4.0 | 3 | 0 | 3 | 0 | 0 | 0 | 2.0 | |
| MONTANA | 11/15/17 | 11 | 1-3 | .333 | 0-0 | .000 | 0-0 | .000 | 1 | 1 | 2 | 3.3 | 3 | 1 | 0 | 1 | 0 | 2 | 2.0 | |
| COLUMBIA | 11/17/17 | 15 | 2-5 | .400 | 0-1 | .000 | 7-8 | .875 | 1 | 2 | 3 | 3.3 | 2 | 0 | 2 | 0 | 0 | 11 | 4.3 | |
| vs Pittsburgh | 11/20/17 | 10 | 0-1 | .000 | 0-0 | .000 | 2-5 | .400 | 0 | 1 | 1 | 2.8 | 3 | 1 | 1 | 0 | 0 | 2 | 3.8 | |
| vs Texas A&M | 11/21/17 | 11 | 2-2 | 1.000 | 0-0 | .000 | 0-0 | .000 | 1 | 2 | 3 | 2.8 | 2 | 0 | 2 | 0 | 1 | 4 | 3.8 | |
| ORAL ROBERTS | 11/24/17 | 14 | 1-3 | .333 | 0-0 | .000 | 2-4 | .500 | 3 | 3 | 6 | 3.3 | 3 | 0 | 1 | 0 | 0 | 4 | 3.9 | |
| at NC State | 11/29/17 | 10 | 1-2 | .500 | 0-0 | .000 | 0-0 | .000 | 0 | 0 | 0 | 2.9 | 2 | 0 | 0 | 0 | 0 | 2 | 3.6 | |
| at Iowa | 12/02/17 | 5 | 0-1 | .000 | 0-0 | .000 | 0-0 | .000 | 1 | 1 | 2 | 2.8 | 3 | 0 | 1 | 0 | 0 | 0 | 3.2 | |
| at George Mason | 12/17/17 | 6 | 1-2 | .500 | 0-0 | .000 | 0-0 | .000 | 1 | 0 | 1 | 2.6 | 3 | 0 | 3 | 0 | 1 | 2 | 3.1 | |
| BINGHAMTON | 12/19/17 | 2 | 0-0 | .000 | 0-0 | .000 | 0-2 | .000 | 1 | 0 | 1 | 2.5 | 0 | 0 | 1 | 0 | 0 | 0 | 2.8 | |
| RIDER | 12/22/17 | 3 | 0-0 | .000 | 0-0 | .000 | 0-0 | .000 | 0 | 0 | 0 | 2.3 | 1 | 0 | 2 | 0 | 0 | 0 | 2.6 | |
| COPPIN STATE | 12/30/17 | 8 | 0-1 | .000 | 0-0 | .000 | 0-0 | .000 | 2 | 2 | 4 | 2.4 | 0 | 1 | 1 | 0 | 0 | 0 | 2.4 | |
| at Indiana | 01/09/18 | 8 | 0-0 | .000 | 0-0 | .000 | 0-0 | .000 | 0 | 1 | 1 | 2.3 | 1 | 0 | 0 | 0 | 0 | 0 | 2.2 | |
| MINNESOTA | 1/15/18 | 4 | 0-1 | .000 | 0-0 | .000 | 0-0 | .000 | 0 | 1 | 1 | 2.2 | 0 | 0 | 0 | 1 | 0 | 0 | 2.1 | |
| MARYLAND | 2/7/18 | 4 | 0-1 | .000 | 0-0 | .000 | 0-0 | .000 | 0 | 1 | 1 | 2.1 | 0 | 0 | 0 | 0 | 0 | 0 | 1.9 | |
| OHIO STATE | 2/15/18 | 0 | 0-0 | .000 | 0-0 | .000 | 0-0 | .000 | 0 | 0 | 0 | 2.0 | 0 | 0 | 0 | 0 | 0 | 0 | 1.8 | |
| at Purdue | 02/18/18 | 13 | 1-1 | 1.000 | 0-0 | .000 | 0-0 | .000 | 0 | 2 | 2 | 2.0 | 3 | 0 | 1 | 1 | 1 | 2 | 1.8 | |
| MICHIGAN | 2/21/18 | 5 | 1-2 | .500 | 0-0 | .000 | 0-0 | .000 | 0 | 0 | 0 | 1.9 | 1 | 0 | 0 | 1 | 0 | 2 | 1.8 | |
| at Nebraska | 02/25/18 | 4 | 0-1 | .000 | 0-0 | .000 | 0-0 | .000 | 1 | 0 | 1 | 1.9 | 2 | 0 | 0 | 0 | 0 | 0 | 1.8 | |
| vs Northwestern | 3/1/18 | 3 | 0-0 | .000 | 0-0 | .000 | 0-0 | .000 | 0 | 0 | 0 | 1.8 | 1 | 0 | 0 | 0 | 0 | 0 | 1.7 | |
| vs Purdue | 3/3/18 | 10 | 1-3 | .333 | 0-0 | .000 | 1-2 | .500 | 1 | 1 | 2 | 1.8 | 0 | 0 | 0 | 1 | 0 | 3 | 1.7 | |
| Totals | | 0 | 168 | 11-33 | .333 | 0-1 | .000 | 16-28 | .571 | 16 | 23 | 39 | 1.8 | 34 | 3 | 18 | 5 | 3 | 38 | 1.7 |

| YEAR | GP-GS | MIN/AVG | TOTAL | | 3-POINT | | FT-FTA | | REBOUNDS | | AVG | PF | FO | A | TO | BLK | STL | PTS | AVG | |
|--------------|-------------|----------------|---------------|-------------|------------|-------------|--------------|-------------|-----------|-----------|------------|------------|------------|----------|-----------|-----------|-----------|-----------|------------|------------|
| | | | FG-FGA | PCT | FG-FGA | PCT | FT-33 | PCT | OFF | DEF | | | | | | | | | | TOT |
| 2014-15* | 31-7 | 428/13.8 | 39-81 | .481 | 0-0 | .000 | 21-33 | .636 | 35 | 39 | 74 | 2.4 | 84 | 4 | 14 | 39 | 23 | 6 | 99 | 3.2 |
| 2015-16* | 20-0 | 124/6.2 | 12-19 | .632 | 0-0 | .000 | 8-10 | .800 | 9 | 17 | 26 | 1.3 | 28 | 0 | 6 | 10 | 4 | 3 | 32 | 1.6 |
| 2017-18 | 22-0 | 168/7.6 | 11-33 | .333 | 0-1 | .000 | 16-28 | .577 | 16 | 23 | 39 | 1.9 | 34 | 0 | 3 | 18 | 5 | 3 | 38 | 1.8 |
| TOTAL | 73-7 | 720/9.8 | 62-133 | .466 | 0-1 | .000 | 45-71 | .634 | 60 | 79 | 139 | 1.9 | 146 | 4 | 23 | 67 | 32 | 12 | 169 | 2.3 |

*at Virginia Tech



JOSH REAVES

G • 6-4 • 210 • JUNIOR
FAIRFAX, VA (OAK HILL ACADEMY)

23

AS A JUNIOR (2017-18)

- Leads the Big Ten for total steals (67-No. 20 nationally) and steals per game average (2.3-No. 13 nationally).
- Second on team with 93 assists and tied Big Ten career best (6) vs. Ohio State (2/15). Tied game-high (5) at Purdue.
- Sixth on PSU career steals list with 163 with 67 for 10th on the Nittany Lion single-season chart.
- Dunked the game-winning basket after great cut through lane and assist from Tony Carr in final 3.1 vs. Ohio State.
- Scored in double digits with 15 points in Big Ten Tournament opener vs. Northwestern. Added team-best eight boards.
- "Glue guy" with seven rebounds, three assists and game- and career-high seven steals and at Nebraska.
- Scored all eight points vs. Michigan in second half and had seven rebounds for game. Tied for game-high three steals.
- Threw full-court pass to Tony Carr for end half layup vs. OSU for #BTNstandout and ESPN SportsCenter play of the day.
- Scored eight of his 10 points at Illinois in second half with three rebounds, an assist and a steal vs. Illini.
- Back in lineup for another play of the day, also at No. 5, on ESPN's SportsCenter with left-handed dunk vs. Maryland
- One-handed jam vs. Hawkeyes was No. 5 play on ESPN's SportsCenter and No. 1 dunk of week on Big Ten Network.
- Tied career-best with five steals at Michigan State, four in first half. Had team-best seven rebounds.
- Scored 15 points off the bench on 6-8 shooting with four steals and four rebounds on his stat line vs. Rutgers.
- Contributed 10 points off the bench and had three rebounds and an assist at Ohio State.
- Returned to action at Ohio State (4 games missed: Indiana, Nebraska, Minnesota and Northwestern (1/20)).
- Connected on three 3-pointers for nine points and had six assists (no turnovers) with four rebounds at Maryland.
- Scored 12 points vs. Coppin State with two of his four field goals from beyond the arc and tied career-best in steals (5).
- Recorded first career double-double with a career-best 13 rebounds and 10 points vs. Rider. Had a career-best eight assists and tied his career mark with five steals against Broncs.
- Connected on six baskets off nine attempts, including two 3-pointers for 15 points vs. Binghamton.
- Scored 13 points and had a game-high four assists in front of friends and family at George Mason.
- One of five Nittany Lions to score in double figures vs. George Washington with 11, nine points in the first half.
- Assist leader against Wisconsin and had seven points and four blocks against the Badgers.
- In a minute (4:05 mark in the second half) vs. Wisconsin, Reaves made two free throws, blocked two shots, grabbed an offensive rebound on the other end and dunked the ball to bring Penn State within six points.
- Contributed eight points and three assists and was a force on the defensive end at Iowa. Had two critical steals.
- Scored nine points at N.C. State with a game-high five assists.
- Returned to starting lineup vs. Pittsburgh and had 10 points including two 3-pointers, five rebounds and three steals.
- Missed the Columbia game with an ankle injury.
- Had double figures in points with 12 against Montana.
- Posted double figures against Fairleigh Dickinson with 17 with four assists, four steals and game-high nine rebounds.
- Scored 15 points, including career-best 7-8 FT, in opener against Campbell with eight rebounds and three steals.

2017-18 BIG HONORS

BIG TEN ALL-DEFENSIVE TEAM

► REAVES' CAREER HIGHS

| | |
|---------------------------------|--|
| Points | Career 25, at Iowa, 3/5/17 |
| B1G Career | 25, at Iowa, 3/5/17 |
| Rebounds | Career 13, vs. Rider, 12/22/17 |
| B1G Career | 9, vs. Maryland, 2/7/18 |
| Assists | Career 8, vs. Rider, 12/22/17 |
| B1G Career | 6, 2x, last vs. Ohio State, 2/15/18 |
| Blocks | Career 4, vs. Wisconsin, 12/4/17 |
| B1G Career | 4, vs. Wisconsin, 12/4/17 |
| Steals | Career 7, at Nebraska, 2/25/18 |
| B1G Career | 7, at Nebraska, 2/25/18 |
| Minutes | Career 38, at Purdue, 2/18/18 |
| B1G Career | 38, at Purdue, 2/18/18 |
| Field Goals - Made | Career 10, at Iowa, 3/5/17 |
| B1G Career | 10, at Iowa, 3/5/17 |
| Field Goals - Attempted | Career 16, vs. Northwestern, 12/27/16 |
| B1G Career | 16, vs. Northwestern, 12/27/16 |
| 3-Point Field Goals - Made | Career 4, at Purdue, 1/21/17 |
| B1G Career | 4, at Purdue, 1/21/17 |
| 3-Point Field Goals - Attempted | Career 9, vs. Northwestern (B10), 3/1/18 |
| B1G Career | 9, 2x, last at Purdue, 1/21/17 |
| Free Throws - Made | Career 7, vs. Campbell, 11/10/17 |
| B1G Career | 5, 2x, last vs. Minnesota, 1/14/17 |
| Free Throws - Attempted | Career 8, 3x, last vs. Montana, 11/15/17 |
| B1G Career | 8, at Minnesota, 1/14/17 |

| Opponent | Date | gs | min | Total | | 3-Pointers | | Free Throws | | Rebounds | | | | pts | | avg | | | | | |
|---------------------|----------|----|-----|--------|---------|------------|-------|-------------|-------|----------|-----|-----|-----|-----|----|-----|-----|-----|-----|------|------|
| | | | | fg-fga | pct | 3fg-fga | pct | ft-fga | pct | off | def | tot | avg | pf | a | | t/o | blk | stl | | |
| CAMPBELL | 11/10/17 | * | 31 | 4-11 | .364 | 0-3 | .000 | 7-8 | .875 | 3 | 5 | 8 | 8.0 | 2 | 1 | 4 | 1 | 3 | 15 | 15.0 | |
| FAIRLEIGH DICKINSON | 11/12/17 | * | 30 | 7-10 | .700 | 2-3 | .667 | 1-2 | .500 | 3 | 6 | 9 | 8.5 | 4 | 4 | 3 | 1 | 4 | 17 | 16.0 | |
| MONTANA | 11/15/17 | * | 33 | 4-6 | .667 | 0-2 | .000 | 4-8 | .500 | 0 | 2 | 2 | 6.3 | 2 | 1 | 0 | 1 | 0 | 12 | 14.7 | |
| vs Pittsburgh | 11/20/17 | * | 21 | 4-8 | .500 | 2-4 | .500 | 0-0 | .000 | 2 | 3 | 5 | 6.0 | 1 | 0 | 2 | 0 | 3 | 10 | 13.5 | |
| vs Texas A&M | 11/21/17 | * | 32 | 2-5 | .400 | 1-4 | .250 | 2-2 | 1.000 | 1 | 1 | 2 | 5.2 | 5 | 4 | 0 | 1 | 4 | 7 | 12.2 | |
| ORAL ROBERTS | 11/24/17 | * | 21 | 4-6 | .667 | 2-4 | .500 | 0-0 | .000 | 0 | 2 | 2 | 4.7 | 1 | 3 | 0 | 1 | 4 | 10 | 11.8 | |
| at NC State | 11/29/17 | * | 27 | 4-6 | .667 | 1-1 | 1.000 | 0-0 | .000 | 3 | 2 | 5 | 4.7 | 5 | 5 | 0 | 1 | 1 | 9 | 11.4 | |
| at Iowa | 12/02/17 | * | 31 | 3-9 | .333 | 2-5 | .400 | 0-0 | .000 | 1 | 2 | 3 | 4.5 | 4 | 3 | 0 | 1 | 2 | 8 | 11.0 | |
| WISCONSIN | 12/4/17 | * | 35 | 2-5 | .400 | 1-3 | .333 | 2-2 | 1.000 | 1 | 2 | 3 | 4.3 | 4 | 5 | 0 | 4 | 0 | 7 | 10.6 | |
| GEORGE WASHINGTON | 12/9/17 | * | 28 | 5-7 | .714 | 0-0 | .000 | 1-3 | .333 | 2 | 1 | 3 | 4.2 | 4 | 3 | 1 | 0 | 3 | 11 | 10.6 | |
| at George Mason | 12/17/17 | * | 31 | 5-10 | .500 | 2-4 | .500 | 1-1 | 1.000 | 1 | 1 | 2 | 4.0 | 4 | 4 | 0 | 1 | 1 | 13 | 10.8 | |
| BINGHAMTON | 12/19/17 | * | 29 | 6-9 | .667 | 2-3 | .667 | 1-2 | .500 | 1 | 1 | 2 | 3.8 | 2 | 4 | 3 | 1 | 2 | 15 | 11.2 | |
| RIDER | 12/22/17 | * | 36 | 3-8 | .375 | 0-3 | .000 | 4-4 | 1.000 | 4 | 9 | 13 | 4.5 | 3 | 8 | 1 | 1 | 5 | 10 | 11.1 | |
| COPPIN STATE | 12/30/17 | * | 26 | 4-9 | .444 | 2-4 | .500 | 2-2 | 1.000 | 2 | 2 | 4 | 4.5 | 0 | 7 | 1 | 0 | 5 | 12 | 11.1 | |
| at Maryland | 01/02/18 | * | 37 | 3-7 | .429 | 3-5 | .600 | 0-0 | .000 | 3 | 1 | 4 | 4.5 | 3 | 6 | 0 | 0 | 0 | 9 | 11.0 | |
| NORTHWESTERN | 1/5/18 | * | 24 | 3-5 | .600 | 1-1 | 1.000 | 0-1 | .000 | 2 | 4 | 6 | 4.6 | 3 | 1 | 2 | 2 | 1 | 7 | 10.8 | |
| at Ohio State | 01/25/18 | * | 31 | 4-7 | .571 | 0-1 | .000 | 2-2 | 1.000 | 2 | 1 | 3 | 4.5 | 3 | 1 | 2 | 0 | 0 | 10 | 10.7 | |
| RUTGERS | 1/27/18 | * | 30 | 6-8 | .750 | 1-2 | .500 | 2-2 | 1.000 | 1 | 3 | 4 | 4.4 | 3 | 2 | 1 | 1 | 4 | 15 | 10.9 | |
| at Michigan State | 1/31/18 | * | 34 | 3-11 | .273 | 0-5 | .000 | 0-0 | .000 | 2 | 5 | 7 | 4.6 | 4 | 2 | 1 | 0 | 5 | 6 | 10.7 | |
| IOWA | 02/03/18 | * | 20 | 4-5 | .800 | 0-0 | .000 | 3-4 | .750 | 1 | 1 | 2 | 4.5 | 3 | 5 | 1 | 0 | 1 | 11 | 10.7 | |
| MARYLAND | 2/7/18 | * | 36 | 5-10 | .500 | 1-3 | .333 | 3-4 | .750 | 3 | 6 | 9 | 4.7 | 3 | 1 | 4 | 0 | 1 | 14 | 10.9 | |
| at Illinois | 02/11/18 | * | 19 | 5-9 | .556 | 0-1 | .000 | 0-0 | .000 | 2 | 1 | 3 | 4.6 | 4 | 1 | 0 | 0 | 1 | 10 | 10.8 | |
| OHIO STATE | 2/15/18 | * | 32 | 4-8 | .500 | 1-1 | 1.000 | 3-4 | .750 | 1 | 3 | 4 | 4.6 | 4 | 6 | 2 | 0 | 3 | 12 | 10.9 | |
| at Purdue | 02/18/18 | * | 38 | 3-5 | .600 | 1-3 | .333 | 0-0 | .000 | 1 | 6 | 7 | 4.7 | 4 | 5 | 3 | 0 | 0 | 7 | 10.7 | |
| MICHIGAN | 2/21/18 | * | 35 | 2-3 | .667 | 1-2 | .500 | 3-4 | .750 | 1 | 6 | 7 | 4.8 | 5 | 1 | 2 | 0 | 3 | 8 | 10.6 | |
| at Nebraska | 02/25/18 | * | 37 | 1-8 | .125 | 0-3 | .000 | 1-2 | .500 | 2 | 5 | 7 | 4.8 | 3 | 3 | 3 | 0 | 7 | 3 | 10.3 | |
| vs Northwestern | 3/1/18 | * | 37 | 6-14 | .429 | 3-9 | .333 | 0-0 | .000 | 3 | 5 | 8 | 5.0 | 4 | 1 | 0 | 0 | 1 | 15 | 10.5 | |
| vs Ohio State | 3/2/18 | * | 34 | 2-12 | .167 | 1-4 | .250 | 4-4 | 1.000 | 2 | 5 | 7 | 5.0 | 3 | 4 | 1 | 0 | 1 | 9 | 10.4 | |
| vs Purdue | 3/3/18 | * | 36 | 0-9 | .000 | 0-4 | .000 | 0-0 | .000 | 2 | 3 | 5 | 5.0 | 2 | 2 | 1 | 0 | 2 | 0 | 10.1 | |
| Totals | | | 27 | 891 | 108-230 | .470 | 30-87 | .345 | 46-61 | .754 | 52 | 94 | 146 | 5.0 | 92 | 93 | 38 | 16 | 67 | 292 | 10.1 |

| Season | GP-GS | Min/Avg | Total | | 3-Point | | FT-FTA | | Rebounds | | | | Scoring | | | | | | | |
|---------|-------|-----------|---------|------|---------|------|---------|------|----------|-----|-------|------|---------|----|-----|-----|----|-----|------|------|
| | | | FG-FGA | Pct. | FG-FGA | Pct. | FT-FTA | Pct. | Off | Def | Total | Avg. | PF | DQ | A | T | B | S | Pts. | Avg. |
| 2015-16 | 26-20 | 620/23.8 | 66-176 | .375 | 3-39 | .077 | 31-41 | .756 | 34 | 62 | 96 | 3.7 | 68 | 2 | 50 | 36 | 23 | 36 | 166 | 6.4 |
| 2016-17 | 28-23 | 759/27.1 | 81-181 | .448 | 19-59 | .322 | 34-48 | .708 | 37 | 75 | 112 | 4.0 | 84 | 3 | 59 | 54 | 21 | 60 | 215 | 7.7 |
| 2017-18 | 29-27 | 891/30.7 | 108-230 | .470 | 30-87 | .345 | 46-61 | .754 | 52 | 94 | 146 | 5.0 | 92 | 3 | 93 | 38 | 16 | 67 | 292 | 10.1 |
| TOTAL | 83-70 | 2270/27.3 | 255-587 | .434 | 52-185 | .281 | 111-150 | .740 | 123 | 231 | 354 | 4.3 | 244 | 8 | 202 | 128 | 60 | 163 | 673 | 8.1 |



LAMAR STEVENS

F • 6-7 • 218 • SOPHOMORE
PHILADELPHIA, PA (ROMAN CATHOLIC)

11

AS A SOPHOMORE (2017-18)

- Second overall on team in scoring (14.9), rebounding (6.2), blocks (37) and minutes per game (32.9).
- Has longest streak of games started among current Nittany Lions roster with 67 (34 in 2017-18 and 33 in 2016-17).
- Posted back-to-back double-figure scoring games in Big Ten Tournament vs. Ohio State (15) and Purdue (14)
- Scored 13 points and had seven rebounds at Nebraska. Had five rebounds and two of his three blocks in first half.
- Combined with Tony Carr for 40 points vs. No. 17/16 Michigan with 19 points and shared game-high honors with eight rebounds. Added three assists and two blocks to his stat line.
- Had 13 points and six rebounds at No. 6/7 Purdue.
- Scored 11 points (5-8 FG) and added six rebounds and two assists in 39 minutes at Illinois.
- Led team in scoring for 15th time in career with 25 points vs. Maryland for 13th career game with 20 or more points.
- Set career best with four blocks in the first half vs. Iowa to go with his 17 points and five rebounds.
- Scored 15 of 18 points in second half at Michigan State. Combined with Tony Carr for 13 in final 72 seconds.
- Longest streak of double-figure scoring games in 2017-18 was 12 ending with 15 points at Ohio State.
- Scored 12 points vs. Minnesota, 11 coming in first half. Also pulled down seven rebounds.
- Had three-straight games of 20+ points with game-high 26-point outing vs. Nebraska and added 7 boards.
- Registered first back-to-back 20-plus-point games of his career with 20 at Indiana after scoring 30 vs. Northwestern. Tallied 16 points in 17 minutes in first half vs. Hoosiers with two three-pointers.
- Went 14-19 (1-3 3FG) from the field vs. Wildcats for career-best 30 points and broke the Bryce Jordan Center men's single-game field goal record. Had 14 points in his first 10 minutes of action. Had second career double-double with 10 points and 11 rebounds vs. Rider and career-best six assists.
- Led all five starters in double figures with 16 points vs. Binghamton and pulled down eight boards.
- Recorded first career double-double with game-high 23 points and career-best 12 rebounds at George Mason.
- In a first-half stretch against Patriots, scored nine points to contribute to a 21-4 Penn State run.
- Leading scorer with 22 points (12 1H) at Iowa despite missing significant minutes with three fouls in second half.
- Went a perfect 6-6 from the line vs. Hawkeyes, including 2-2 with four seconds remaining in game.
- Scored all 13 of his points and six of eight rebounds in second half against N.C. State.
- Had team-high eight rebounds vs. Pittsburgh and had two steals vs. Panthers.
- Joined teammate Tony Carr on Legends Classic All-Tournament Team (17.5 ppg in two games) at Barclays Center.
- Led Penn State in scoring and rebounding as well as steals vs. Montana.
- Had a skein of five-straight double-figure scoring games, with 25 points vs. both Montana and No. 16 Texas A&M.

2017-18 BIG HONORS

ALL-BIG TEN
HONORABLE MENTION
COACHES | MEDIA

► STEVENS' CAREER HIGHS

Points
Career 30, vs. Northwestern, 1/5/18
B1G Career 30, vs. Northwestern, 1/5/18

Rebounds
Career 12, at George Mason, 12/17/17
B1G Career 9, at Michigan, 1/4/17

Assists
Career 6, vs. Rider, 12/22/17
B1G Career 4, at Iowa, 3/5/17

Blocks
Career 4, vs. Iowa, 2/3/18
B1G Career 4, vs. Iowa, 2/3/18

Steals
Career 3, 3x, last vs. Ohio State, 2/15/18
B1G Career ... 3, 3x, last vs. Ohio State, 2/15/18

Minutes
Career 42, at Indiana (3ot), 2/1/17
..... regulation: 40, vs. Maryland, 2/7/18, 1/20/18
B1G Career 42, at Indiana (3ot), 2/1/17
..... regulation: 40, vs. Maryland, 2/7/18, 1/20/18

Field Goals - Made
Career 14, vs. Northwestern, 1/5/18
B1G Career 14, vs. Northwestern, 1/5/18

Field Goals - Attempted
Career 20, vs. Purdue (ot), 2/21/17
..... regulation: 19, 3x, last vs. Michigan, 2/21/18
B1G Career 20, vs. Purdue (ot), 2/21/17
..... regulation: 19, 3x, last vs. Michigan, 2/21/18

3-Point Field Goals - Made
Career 2, 6x, last vs. Maryland, 2/7/18
B1G Career 2, 6x, last vs. Maryland, 2/7/18

3-Point Field Goals - Attempted
Career 5, vs. Purdue (ot), 2/21/17
..... regulation: 5, vs. Columbia, 11/17/17
B1G Career 5, vs. Purdue, 2/21/17
..regulation: 4, 2x, last at Michigan State, 1/31/18

Free Throws - Made
Career 12, vs. Duquesne, 11/13/16
B1G Career 8, vs. Maryland, 2/7/17

Free Throws - Attempted
Career 13, vs. Duquesne, 11/13/16
B1G Career 12, vs. Maryland, 2/7/17

| Opponent | Date | gs | min | Total | | 3-Pointers | | Free throws | | Rebounds | | | | | | | | | | | |
|---------------------|-----------|----|-----|--------|---------|------------|-------|-------------|--------|----------|-----|-----|-----|-----|----|-----|-----|-----|------|------|------|
| | | | | fg-fga | pct | 3fg-fga | pct | ft-fa | pct | off | def | tot | avg | pf | a | t/o | bik | stl | pts | avg | |
| CAMPBELL | 11/10/17 | * | 28 | 2-7 | .286 | 1-2 | .500 | 3-4 | .750 | 1 | 5 | 6 | 6.0 | 5 | 0 | 6 | 2 | 0 | 8 | 8.0 | |
| FAIRLEIGH DICKINSON | 11/12/17 | * | 33 | 5-11 | .455 | 0-1 | .000 | 2-2 | 1.000 | 1 | 6 | 7 | 6.5 | 0 | 4 | 3 | 1 | 2 | 12 | 10.0 | |
| MONTANA | 11/15/17 | * | 38 | 8-14 | .571 | 1-2 | .500 | 8-9 | .889 | 1 | 6 | 7 | 6.7 | 2 | 5 | 2 | 2 | 25 | 15.0 | | |
| COLUMBIA | 11/17/17 | * | 28 | 6-14 | .429 | 2-5 | .400 | 0-2 | .000 | 4 | 2 | 6 | 6.5 | 3 | 2 | 2 | 0 | 1 | 14 | 14.8 | |
| vs Pittsburgh | 11/20/17 | * | 26 | 4-11 | .364 | 0-4 | .000 | 2-2 | 1.000 | 1 | 7 | 8 | 6.8 | 1 | 2 | 1 | 2 | 0 | 10 | 13.8 | |
| vs Texas A&M | 11/21/17 | * | 36 | 8-16 | .500 | 0-3 | .000 | 9-11 | .818 | 3 | 4 | 7 | 6.8 | 3 | 5 | 1 | 2 | 1 | 25 | 15.7 | |
| ORAL ROBERTS | 11/24/201 | * | 23 | 2-6 | .333 | 0-0 | .000 | 4-5 | .800 | 1 | 5 | 6 | 6.7 | 0 | 1 | 2 | 1 | 1 | 8 | 14.6 | |
| at NC State | 11/29/17 | * | 30 | 4-12 | .333 | 0-0 | .000 | 5-7 | .714 | 4 | 4 | 8 | 6.9 | 4 | 1 | 4 | 1 | 0 | 13 | 14.4 | |
| at Iowa | 12/02/17 | * | 28 | 7-15 | .467 | 2-4 | .500 | 6-6 | 1.000 | 2 | 3 | 5 | 6.7 | 3 | 0 | 1 | 2 | 2 | 22 | 15.2 | |
| WISCONSIN | 12/4/17 | * | 29 | 1-7 | .143 | 0-3 | .000 | 2-2 | 1.000 | 2 | 4 | 6 | 6.6 | 2 | 3 | 2 | 0 | 0 | 4 | 14.1 | |
| GEORGE WASHINGTON | 12/9/17 | * | 31 | 5-10 | .500 | 0-0 | .000 | 0-2 | .000 | 1 | 4 | 5 | 6.5 | 2 | 3 | 2 | 0 | 0 | 10 | 13.7 | |
| at George Mason | 12/17/17 | * | 34 | 9-18 | .500 | 1-3 | .333 | 4-6 | .667 | 2 | 10 | 12 | 6.9 | 3 | 2 | 1 | 2 | 1 | 23 | 14.5 | |
| BINGHAMTON | 12/19/17 | * | 36 | 6-14 | .429 | 0-1 | .000 | 4-6 | .667 | 2 | 6 | 8 | 7.0 | 3 | 1 | 3 | 0 | 1 | 16 | 14.6 | |
| RIDER | 12/22/17 | * | 30 | 5-15 | .333 | 0-1 | .000 | 0-2 | .000 | 4 | 7 | 11 | 7.3 | 4 | 6 | 1 | 1 | 0 | 10 | 14.3 | |
| COPPIN STATE | 12/30/17 | * | 19 | 4-11 | .364 | 1-4 | .250 | 2-2 | 1.000 | 1 | 4 | 5 | 7.1 | 1 | 2 | 0 | 0 | 1 | 11 | 14.1 | |
| at Maryland | 01/02/18 | * | 24 | 7-13 | .538 | 1-4 | .250 | 0-0 | .000 | 0 | 2 | 2 | 6.8 | 5 | 1 | 0 | 1 | 0 | 15 | 14.1 | |
| NORTHWESTERN | 1/5/18 | * | 37 | 14-19 | .737 | 1-3 | .333 | 1-3 | .333 | 2 | 3 | 5 | 6.7 | 1 | 2 | 4 | 0 | 1 | 30 | 15.1 | |
| at Indiana | 01/09/18 | * | 36 | 9-15 | .600 | 2-3 | .667 | 0-3 | .000 | 0 | 7 | 7 | 6.7 | 3 | 1 | 2 | 1 | 1 | 20 | 15.3 | |
| NEBRASKA | 1/12/18 | * | 40 | 10-18 | .556 | 2-3 | .667 | 4-5 | .800 | 1 | 6 | 7 | 6.7 | 3 | 2 | 4 | 0 | 0 | 26 | 15.9 | |
| MINNESOTA | 1/15/18 | * | 40 | 4-12 | .333 | 1-4 | .250 | 3-4 | .750 | 3 | 4 | 7 | 6.8 | 4 | 1 | 1 | 2 | 1 | 12 | 15.7 | |
| at Northwestern | 01/20/18 | * | 38 | 6-11 | .545 | 1-3 | .333 | 0-0 | .000 | 0 | 2 | 2 | 6.5 | 2 | 1 | 1 | 0 | 0 | 13 | 15.6 | |
| at Ohio State | 01/25/18 | * | 35 | 4-10 | .400 | 1-1 | 1.000 | 6-9 | .667 | 1 | 5 | 6 | 6.5 | 1 | 1 | 2 | 1 | 1 | 15 | 15.5 | |
| RUTGERS | 1/27/18 | * | 24 | 3-8 | .375 | 0-2 | .000 | 0-1 | .000 | 0 | 4 | 4 | 6.4 | 3 | 0 | 3 | 1 | 0 | 6 | 15.1 | |
| at Michigan State | 1/31/18 | * | 35 | 7-19 | .368 | 1-4 | .250 | 3-4 | .750 | 1 | 3 | 4 | 6.3 | 5 | 1 | 1 | 0 | 1 | 18 | 15.3 | |
| IOWA | 02/03/18 | * | 36 | 8-18 | .444 | 0-3 | .000 | 1-2 | .500 | 2 | 4 | 6 | 6.3 | 3 | 2 | 3 | 4 | 1 | 17 | 15.3 | |
| MARYLAND | 2/7/18 | * | 40 | 10-12 | .833 | 2-3 | .667 | 3-4 | .750 | 3 | 1 | 4 | 6.2 | 1 | 2 | 0 | 2 | 1 | 25 | 15.7 | |
| at Illinois | 02/11/18 | * | 39 | 5-8 | .625 | 0-2 | .000 | 1-2 | .500 | 2 | 4 | 6 | 6.2 | 3 | 2 | 4 | 0 | 0 | 11 | 15.5 | |
| OHIO STATE | 2/15/18 | * | 36 | 3-9 | .333 | 0-2 | .000 | 1-3 | .333 | 1 | 5 | 6 | 6.2 | 2 | 2 | 3 | 1 | 3 | 7 | 15.2 | |
| at Purdue | 02/18/18 | * | 38 | 4-8 | .500 | 1-2 | .500 | 4-6 | .667 | 1 | 5 | 6 | 6.2 | 1 | 1 | 4 | 1 | 1 | 13 | 15.1 | |
| MICHIGAN | 2/21/18 | * | 38 | 9-19 | .474 | 1-3 | .333 | 0-4 | .000 | 0 | 8 | 8 | 6.2 | 1 | 3 | 2 | 2 | 0 | 19 | 15.3 | |
| at Nebraska | 02/25/18 | * | 34 | 5-11 | .455 | 1-2 | .500 | 2-4 | .500 | 1 | 6 | 7 | 6.3 | 2 | 0 | 4 | 3 | 0 | 13 | 15.2 | |
| vs Northwestern | 3/1/18 | * | 32 | 2-12 | .167 | 0-1 | .000 | 4-4 | 1.000 | 2 | 3 | 5 | 6.2 | 1 | 0 | 2 | 1 | 0 | 8 | 15.0 | |
| vs Ohio State | 3/2/18 | * | 32 | 4-14 | .286 | 1-2 | .500 | 6-7 | .857 | 0 | 7 | 7 | 6.2 | 3 | 2 | 1 | 1 | 0 | 15 | 15.0 | |
| vs Purdue | 3/3/18 | * | 37 | 4-12 | .333 | 1-4 | .250 | 5-5 | 1.000 | 2 | 4 | 6 | 6.2 | 3 | 1 | 0 | 0 | 0 | 14 | 14.9 | |
| Totals | | | 34 | 1120 | 194-429 | .452 | 25-84 | .298 | 95-138 | .688 | 52 | 160 | 212 | 6.2 | 83 | 59 | 75 | 37 | 23 | 508 | 14.9 |

| Season | GP-GS | Min/Avg | Total | | 3-Point | | FT-FTA | Pct. | Off | Def | Total | Avg. | PF | DQ | A | T | B | S | Scoring Pts. | Avg. |
|---------|-------|-----------|---------|------|---------|------|---------|------|-----|-----|-------|------|-----|----|-----|-----|----|----|--------------|------|
| | | | FG-FGA | Pct. | FG-FGA | Pct. | | | | | | | | | | | | | | |
| 2016-17 | 33-33 | 918/27.8 | 148-345 | .429 | 11-32 | .344 | 112-146 | .767 | 54 | 129 | 183 | 5.5 | 90 | 3 | 55 | 74 | 21 | 27 | 419 | 12.7 |
| 2017-18 | 34-34 | 1120/32.9 | 194-429 | .452 | 25-84 | .298 | 95-138 | .688 | 52 | 160 | 212 | 6.2 | 83 | 3 | 59 | 75 | 37 | 23 | 508 | 14.9 |
| TOTAL | 67-67 | 2038/30.4 | 342-774 | .442 | 36-116 | .310 | 207-284 | .729 | 106 | 289 | 395 | 5.9 | 173 | 6 | 114 | 149 | 58 | 50 | 927 | 13.8 |



MIKE WATKINS

F • 6-9 • 254 • REDSHIRT SOPHOMORE
PHILADELPHIA, PA (THE PHELPS SCHOOL)

24

AS A REDSHIRT SOPHOMORE (2017-18)

- Season field goal percentage of 68.5 (146-213) leads Big Ten and is second nationally. Owns No. 6 spot on NCAA D-1 active career list at 63.7.
- Became only the second Penn State sophomore to reach 500 career rebound milestone, now tied with Nittany Lion great Jesse Amelle for most in first two years with 525.
- Missed game at Nebraska following right knee injury sustained early in Michigan game (2/21). Did not participate in the three Big Ten Tournament games.
- Recorded 20th career double-double and 12th of the 2017-18 season with 11 points and 10 rebounds vs. Ohio State.
- Perfect 5-5 from field at Illinois with four rebounds and a steal in limited minutes.
- Went 5-7 from the field vs. Maryland and had career-best three steals to go along with five rebounds.
- Scored 19 points and pulled down 10 boards vs. Iowa (2/3) for 11th double-double of season and 19th career.
- Tied Penn State single-game individual record for field goal percentage and Penn State record for field goal percentage in a Big Ten game with a 9-10 outing (90.0%) vs. Hawkeyes after starting the game 8-8.
- Scored 15 points and had a career-high 19 rebounds vs. Rutgers.
- Scored eight points and grabbed five rebounds in 20 minutes of action at Michigan State. Had key steal of Spartan inbound pass at 0:37 mark of game to set up Tony Carr's second 3-pointer to trim deficit to six points.
- First Nittany Lion to have five consecutive double-doubles against Big Ten foes since John Amaechi in 1994-95.
- Recorded fifth-straight double-double, ninth of season and 17th of career with 20 points and 11 boards vs. Minnesota.
- Scored 20 points and collected 15 rebounds vs. Nebraska in OT win, 12 points coming in second half.
- Had 10 points (all second half) and game-best 12 rebounds at Indiana.
- Collected game-best total 17 rebounds in double-double vs. Northwestern with 18 points. Added four blocks and two steals.
- Recorded double-double with a team-leading 17 points and career-best 17 rebounds at Maryland. Went 8-11 from the field and had two blocks, an assist and steal vs. Terps.
- Had a double-double with Lamar Stevens at George Mason with Watkins' 14 points and 12 rebounds.
- Had then Big Ten-best 19 points (9-13 FG) and seven rebounds in win at Iowa in a career-high 36 minutes at Iowa.
- Had 14 rebounds at N.C. State for game-high total.
- One of six Nittany Lions to score in double figures vs. Pittsburgh with 13 on a perfect 6-6 from field.
- Recorded first double-double of 2017-18 vs. Columbia with 11 points and 14 rebounds.
- Went 5-5 FG in second half vs. Columbia and Nittany Lions leaned on his 10 points and six blocks (4 in second half).
- Had 15 points off 6-9 FG shooting and with five rebounds and three blocks in outing vs. FDU.
- Missed the first game of the season vs. Campbell.

2017-18 BIG HONORS

BIG TEN ALL-DEFENSIVE TEAM

ALL-BIG TEN
HONORABLE MENTION
COACHES | MEDIA

▶ WATKINS' CAREER HIGHS

Points
Career 22, vs. Wisconsin, 12/4/17
B1G 22, vs. Wisconsin, 12/4/17

Rebounds
Career 19, vs. Rutgers, 1/27/18
B1G 19, vs. Rutgers, 1/27/18

Assists
Career 4, vs. St. John's, 12/18/16
B1G 2, 3x last at Iowa, 3/5/17

Blocks
Career 8, 2x, last vs. Nebraska (ot-B10), 3/8/17
B1G 7, vs. Wisconsin, 12/4/17

Steals
Career 3, vs. Maryland, 2/7/18
B1G 3, vs. Maryland, 2/7/18

Minutes
Career 39, 2x, last vs. Nebraska (ot), 1/12/18
regulation: 36, at Iowa, 12/2/17
B1G 39, last vs. Nebraska (ot), 1/12/18
regulation 36, at Iowa, 12/2/17

Field Goals - Made
Career 10, vs. Minnesota (ot), 1/15/18
regulation: 9, 4x, last vs. Iowa, 2/3/18
B1G 10, vs. Minnesota (ot), 1/15/18
regulation: 9, 4x, last vs. Iowa, 2/3/18

Field Goals - Attempted
Career 14, 2x, last vs. Minnesota (ot), 1/15/18
regulation: 13, 3x, last vs. Wisconsin, 12/4/17
B1G 14, vs. Minnesota (ot), 1/15/18
regulation: 13, 2x, last vs. Wisconsin, 12/4/17

3-Point Field Goals - Made
Career
B1G
B1G
B1G


3-Point Field Goals - Attempted
Career 1, vs. Wisconsin, 12/4/2017
B1G 1, vs. Wisconsin, 12/4/2017

Free Throws - Made
Career 8, last vs. Northwestern, 1/5/18
B1G 8, last vs. Northwestern, 1/5/18

Free Throws - Attempted
Career 11, last vs. Northwestern, 1/5/18
B1G 11, last vs. Northwestern, 1/5/18

| Opponent | Date | gs | min | Total | | 3-Pointers | | Free throws | | Rebounds | | | | | Points | | | | | | |
|---------------------|-----------|----|-----|--------|---------|------------|------|-------------|-------|----------|-----|-----|------|-----|--------|-----|-----|-----|------|------|------|
| | | | | fg-fga | pct | 3fg-fga | pct | ft-fa | pct | off | def | tot | avg | pf | a | t/o | blk | stl | pts | avg | |
| FAIRLEIGH DICKINSON | 11/12/17 | * | 20 | 6-9 | .667 | 0-0 | .000 | 3-5 | .600 | 2 | 3 | 5 | 5.0 | 2 | 1 | 3 | 3 | 2 | 15 | 15.0 | |
| MONTANA | 11/15/17 | * | 19 | 3-4 | .750 | 0-0 | .000 | 2-2 | 1.000 | 0 | 6 | 6 | 5.5 | 3 | 0 | 1 | 4 | 0 | 8 | 11.5 | |
| COLUMBIA | 11/17/17 | * | 23 | 5-7 | .714 | 0-0 | .000 | 1-1 | 1.000 | 2 | 12 | 14 | 8.3 | 2 | 0 | 1 | 6 | 1 | 11 | 11.3 | |
| vs Pittsburgh | 11/20/17 | * | 22 | 6-6 | 1.000 | 0-0 | .000 | 1-2 | .500 | 0 | 5 | 5 | 7.5 | 1 | 0 | 1 | 3 | 1 | 13 | 11.8 | |
| vs Texas A&M | 11/21/17 | * | 25 | 3-5 | .600 | 0-0 | .000 | 1-2 | .500 | 1 | 2 | 3 | 6.6 | 3 | 2 | 0 | 2 | 1 | 7 | 10.8 | |
| ORAL ROBERTS | 11/24/201 | * | 19 | 4-5 | .800 | 0-0 | .000 | 0-0 | .000 | 1 | 5 | 6 | 6.5 | 1 | 1 | 3 | 3 | 2 | 8 | 10.3 | |
| at NC State | 11/29/17 | * | 26 | 4-10 | .400 | 0-0 | .000 | 0-2 | .000 | 5 | 9 | 14 | 7.6 | 2 | 1 | 2 | 2 | 1 | 8 | 10.0 | |
| at Iowa | 12/02/17 | * | 36 | 9-13 | .692 | 0-0 | .000 | 1-3 | .333 | 3 | 4 | 7 | 7.5 | 4 | 0 | 3 | 3 | 1 | 19 | 11.1 | |
| WISCONSIN | 12/4/17 | * | 34 | 9-13 | .692 | 0-1 | .000 | 4-6 | .667 | 2 | 6 | 8 | 7.6 | 1 | 0 | 2 | 7 | 1 | 22 | 12.3 | |
| GEORGE WASHINGTON | 12/9/17 | * | 31 | 7-11 | .636 | 0-0 | .000 | 1-1 | 1.000 | 3 | 9 | 12 | 8.0 | 2 | 1 | 2 | 4 | 0 | 15 | 12.6 | |
| at George Mason | 12/17/17 | * | 33 | 5-7 | .714 | 0-0 | .000 | 4-7 | .571 | 2 | 10 | 12 | 8.4 | 2 | 1 | 2 | 2 | 14 | 12.7 | | |
| BINGHAMTON | 12/19/17 | * | 32 | 5-8 | .625 | 0-0 | .000 | 2-4 | .500 | 2 | 9 | 11 | 8.6 | 2 | 1 | 1 | 3 | 1 | 12 | 12.7 | |
| RIDER | 12/22/17 | * | 24 | 4-5 | .800 | 0-0 | .000 | 2-2 | 1.000 | 0 | 9 | 9 | 8.6 | 4 | 0 | 2 | 4 | 0 | 10 | 12.5 | |
| COPPIN STATE | 12/30/17 | * | 21 | 3-6 | .500 | 0-0 | .000 | 5-5 | 1.000 | 2 | 4 | 6 | 8.4 | 1 | 2 | 2 | 3 | 0 | 11 | 12.4 | |
| at Maryland | 01/02/18 | * | 35 | 8-11 | .727 | 0-0 | .000 | 1-2 | .500 | 3 | 14 | 17 | 9.0 | 4 | 1 | 2 | 2 | 1 | 17 | 12.7 | |
| NORTHWESTERN | 1/5/18 | * | 31 | 5-6 | .833 | 0-0 | .000 | 8-11 | .727 | 4 | 13 | 17 | 9.5 | 2 | 0 | 2 | 4 | 2 | 18 | 13.0 | |
| at Indiana | 01/09/18 | * | 27 | 4-4 | 1.000 | 0-0 | .000 | 2-3 | .667 | 4 | 8 | 12 | 9.6 | 3 | 1 | 3 | 0 | 2 | 10 | 12.8 | |
| NEBRASKA | 1/12/18 | * | 39 | 7-8 | .875 | 0-0 | .000 | 6-8 | .750 | 3 | 12 | 15 | 9.9 | 3 | 0 | 2 | 0 | 0 | 20 | 13.2 | |
| MINNESOTA | 1/15/18 | * | 37 | 10-14 | .714 | 0-0 | .000 | 0-3 | .000 | 2 | 9 | 11 | 10.0 | 5 | 1 | 1 | 2 | 2 | 20 | 13.6 | |
| at Northwestern | 01/20/18 | * | 26 | 2-2 | 1.000 | 0-0 | .000 | 4-4 | 1.000 | 0 | 8 | 8 | 9.9 | 4 | 1 | 4 | 3 | 0 | 8 | 13.3 | |
| at Ohio State | 01/25/18 | * | 28 | 3-7 | .429 | 0-0 | .000 | 1-3 | .333 | 1 | 4 | 5 | 9.7 | 1 | 0 | 0 | 0 | 0 | 7 | 13.0 | |
| RUTGERS | 1/27/18 | * | 30 | 6-12 | .500 | 0-0 | .000 | 3-6 | .500 | 5 | 14 | 19 | 10.1 | 0 | 1 | 3 | 3 | 0 | 15 | 13.1 | |
| at Michigan State | 1/31/18 | * | 20 | 4-6 | .667 | 0-0 | .000 | 0-0 | .000 | 2 | 3 | 5 | 9.9 | 4 | 1 | 1 | 0 | 1 | 8 | 12.9 | |
| IOWA | 02/03/18 | * | 30 | 9-10 | .900 | 0-0 | .000 | 1-2 | .500 | 2 | 8 | 10 | 9.9 | 3 | 0 | 1 | 1 | 2 | 19 | 13.1 | |
| MARYLAND | 2/7/18 | * | 31 | 5-7 | .714 | 0-0 | .000 | 1-4 | .250 | 2 | 3 | 5 | 9.7 | 2 | 1 | 1 | 1 | 1 | 11 | 13.0 | |
| at Illinois | 02/11/18 | * | 22 | 5-5 | 1.000 | 0-0 | .000 | 0-1 | .000 | 0 | 4 | 4 | 9.5 | 3 | 0 | 1 | 0 | 1 | 10 | 12.9 | |
| OHIO STATE | 2/15/18 | * | 29 | 4-7 | .571 | 0-0 | .000 | 3-4 | .750 | 4 | 6 | 10 | 9.5 | 2 | 3 | 2 | 2 | 1 | 11 | 12.9 | |
| at Purdue | 02/18/18 | * | 9 | 1-3 | .333 | 0-0 | .000 | 1-2 | .500 | 1 | 1 | 2 | 9.2 | 4 | 0 | 1 | 1 | 0 | 3 | 12.5 | |
| MICHIGAN | 2/21/18 | * | 5 | 0-2 | .000 | 0-0 | .000 | 0-0 | .000 | 0 | 0 | 0 | 8.9 | 0 | 0 | 0 | 0 | 0 | 0 | 12.1 | |
| Totals | | | 28 | 764 | 146-213 | .685 | 0-1 | .000 | 58-95 | .611 | 58 | 200 | 258 | 8.9 | 70 | 20 | 49 | 68 | 28 | 350 | 12.1 |

| Season | GP-GS | Min/Avg | Total | | 3-Point | | FT-FTA | | Rebounds | | | | | Scoring | | | | | | |
|---------|-------|-----------|---------|------|---------|------|---------|------|----------|-------|------|-----|-----|---------|----|----|-----|------|------|------|
| | | | FG-FGA | Pct. | FG-FGA | Pct. | Pct. | Off | Def | Total | Avg. | PF | DQ | A | T | B | S | Pts. | Avg. | |
| 2016-17 | 33-24 | 786/23.8 | 128-217 | .590 | 0-0 | .000 | 63-98 | .643 | 82 | 185 | 267 | 8.1 | 83 | 0 | 20 | 43 | 90 | 25 | 319 | 9.7 |
| 2017-18 | 29-28 | 764/26.3 | 146-213 | .685 | 0-1 | .000 | 58-95 | .611 | 58 | 200 | 258 | 8.9 | 70 | 1 | 20 | 49 | 68 | 28 | 350 | 12.1 |
| TOTAL | 62-52 | 1550/25.0 | 274-430 | .637 | 0-1 | .000 | 121-193 | .627 | 140 | 385 | 525 | 8.5 | 153 | 1 | 40 | 92 | 158 | 53 | 669 | 10.8 |



JAMARI WHEELER

G • 6-1 • 170 • FRESHMAN
LIVE OAK, FL (THE ROCK SCHOOL)

5

AS A FRESHMAN (2017-18)

- Played in all 34 games, scored in 20, and made three-straight starts (Nebraska, Minnesota and Northwestern (1/20)).
- Second behind teammate Josh Reaves on team with 47 steals and sixth in Big Ten with that total.
- Recorded four steals and had five assists in action in three games at 2018 Big Ten Tournament.
- Had two steals, an assist and rebound vs. Buckeyes in 13 minutes of time in semifinal game.
- Registered three assists, two rebounds, steal and free throw in Big Ten Tournament opener vs. Northwestern.
- Had a steal and score with final totals of two points, three assists and two steals at Illinois.
- Scored two points in the Iowa win and had three rebounds.
- Pulled down four rebounds and had two assists and two steals without a turnover vs. Minnesota.
- Had a game-high and career-best five assists with four points and three steals against Northwestern.
- Had career-best two blocks at Indiana with two assists and steal. Tied Big Ten career high for minutes with 22.
- Contributed four points, four rebounds, three steals and two assists at Maryland.
- Tied his career-high total in rebounds with seven vs. Coppin State, all on the defensive side.
- Grabbed a career-best six steals at George Mason which puts him in a tie for No. 6 on Penn State's single-game steals list. Added five points to his stat line vs. Patriots.
- Played 17 minutes against Wisconsin and had a rebound, assist and steal.
- Critical defensive play in Iowa win and had four assists to only one turnover.
- Second on team with 17 steals, including team-high three at N.C. State.
- Went 8-12 (66.7%) from field combined vs. Pittsburgh, Texas A&M and Oral Roberts, dishing out six assists with eight steals and a block.
- Against 16th-ranked Texas A&M, Wheeler had two steals that lead directly to layups in the second half, the second punctuating a Penn State rally to trim the Aggie lead to five.
- Shared team scoring lead with Nazeer Bostick in Oral Roberts game with career-best 14 points.
- Against Oral Roberts, had six points and two steals in first four minutes of play. He finished with a game-high and career-high 14 points and led the Nittany Lions with seven rebounds, and five steals, also career bests. Played 19 minutes against Pittsburgh and had two assists without any turnovers, a steal and a rebound.
- Scored seven points with four assists and three steals vs. Columbia.

► WHEELER'S CAREER HIGHS

| | |
|--|---|
| Points | Career 14, vs. Oral Roberts, 11/24/17 |
| B1G 4, 2x, last vs. Northwestern, 1/5/18 | |
| Rebounds | Career 7, 2x, last vs. Coppin State, 12/30/17 |
| B1G 5, vs. Nebraska (ot), 1/12/18 | regulation: 4, at Maryland, 1/2/2018 |
| Assists | Career 5, vs. Northwestern, 1/5/18 |
| B1G 5, vs. Northwestern, 1/5/18 | |
| Blocks | Career 2, at Indiana, 1/9/18 |
| B1G 2, at Indiana, 1/9/18 | |
| Steals | Career 6, at George Mason, 12/17/17 |
| B1G 3, 2x, last vs. Northwestern, 1/5/18 | |
| Minutes | Career 36, vs. Columbia, 11/17/17 |
| B1G 26, vs. Nebraska (ot), 1/12/18 | regulation: 22, 2x, last at Indiana, 1/9/18 |

| Opponent | Date | gs | min | Total | | 3-Pointers | | Free throws | | Rebounds | | | | PF | | | | pts | avg | |
|---------------------|-----------|------|-----|--------|------|------------|------|-------------|------|----------|-----|-----|-----|----|----|-----|-----|-------|-----|-----|
| | | | | fg-fga | pct | 3fg-fga | pct | ft-fa | pct | off | def | tot | avg | pf | a | t/o | blk | | | stl |
| CAMPBELL | 11/10/17 | 15 | 2-3 | .667 | 0-1 | .000 | 0-0 | .000 | 0 | 0 | 0 | 0.0 | 5 | 0 | 0 | 0 | 1 | 4 | 4.0 | |
| FAIRLEIGH DICKINSON | 11/12/17 | 14 | 0-5 | .000 | 0-2 | .000 | 0-0 | .000 | 2 | 1 | 3 | 1.5 | 2 | 0 | 2 | 0 | 2 | 0 | 2.0 | |
| MONTANA | 11/15/17 | 17 | 0-1 | .000 | 0-0 | .000 | 0-2 | .000 | 0 | 2 | 2 | 1.7 | 1 | 3 | 2 | 0 | 0 | 1.3 | | |
| COLUMBIA | 11/17/17 | 36 | 2-9 | .222 | 0-3 | .000 | 3-3 | 1.000 | 1 | 1 | 2 | 1.8 | 2 | 4 | 1 | 0 | 3 | 7.28 | | |
| vs Pittsburgh | 11/20/17 | 19 | 0-1 | .000 | 0-1 | .000 | 1-2 | .500 | 0 | 1 | 1 | 1.6 | 3 | 2 | 0 | 0 | 1 | 2.4 | | |
| vs Texas A&M | 11/21/17 | 16 | 2-3 | .667 | 0-1 | .000 | 0-0 | .000 | 1 | 1 | 2 | 1.7 | 3 | 0 | 1 | 0 | 2 | 4.7 | | |
| ORAL ROBERTS | 11/24/201 | 24 | 6-8 | .750 | 1-2 | .500 | 1-2 | .500 | 1 | 6 | 7 | 2.4 | 2 | 4 | 2 | 1 | 5 | 14.43 | | |
| at NC State | 11/29/17 | 17 | 0-1 | .000 | 0-0 | .000 | 1-4 | .250 | 0 | 0 | 0 | 2.1 | 5 | 2 | 1 | 0 | 3 | 3.9 | | |
| at Iowa | 12/02/17 | 20 | 0-3 | .000 | 0-2 | .000 | 0-0 | .000 | 0 | 1 | 1 | 2.0 | 0 | 4 | 1 | 0 | 0 | 3.4 | | |
| WISCONSIN | 12/4/17 | 17 | 0-1 | .000 | 0-0 | .000 | 0-0 | .000 | 0 | 1 | 1 | 1.9 | 2 | 1 | 1 | 0 | 1 | 3.1 | | |
| GEORGE WASHINGTON | 12/9/17 | 18 | 2-4 | .500 | 1-1 | 1.000 | 0-1 | .000 | 3 | 1 | 4 | 2.1 | 3 | 2 | 1 | 0 | 1 | 5.33 | | |
| at George Mason | 12/17/17 | 27 | 2-6 | .333 | 0-1 | 1.000 | 1-2 | .500 | 0 | 1 | 1 | 2.0 | 2 | 1 | 2 | 0 | 6 | 5.34 | | |
| BINGHAMTON | 12/19/17 | 10 | 2-3 | .667 | 1-1 | 1.000 | 0-0 | .000 | 2 | 1 | 3 | 2.1 | 1 | 0 | 4 | 0 | 0 | 5.35 | | |
| RIDER | 12/22/17 | 14 | 2-3 | .667 | 0-1 | .000 | 0-2 | .000 | 1 | 1 | 2 | 2.1 | 2 | 0 | 0 | 0 | 1 | 4.36 | | |
| COPPIN STATE | 12/30/17 | 23 | 1-3 | .333 | 1-1 | 1.000 | 1-2 | .500 | 0 | 7 | 7 | 2.4 | 2 | 4 | 0 | 0 | 3 | 4.36 | | |
| at Maryland | 01/02/18 | 22 | 2-7 | .286 | 0-3 | .000 | 0-0 | .000 | 2 | 2 | 4 | 2.5 | 1 | 2 | 0 | 0 | 3 | 4.36 | | |
| NORTHWESTERN | 1/5/18 | 19 | 2-5 | .400 | 0-2 | .000 | 0-0 | .000 | 1 | 1 | 2 | 2.5 | 0 | 5 | 3 | 0 | 3 | 4.36 | | |
| at Indiana | 01/09/18 | 22 | 0-2 | .000 | 0-1 | .000 | 1-2 | .500 | 0 | 1 | 1 | 2.4 | 1 | 2 | 1 | 2 | 1 | 3.5 | | |
| NEBRASKA | 1/12/18 | * 26 | 0-4 | .000 | 0-0 | .000 | 0-0 | .000 | 2 | 3 | 5 | 2.5 | 2 | 3 | 1 | 0 | 1 | 0.33 | | |
| MINNESOTA | 1/15/18 | * 22 | 0-1 | .000 | 0-0 | .000 | 0-0 | .000 | 1 | 3 | 4 | 2.6 | 4 | 2 | 0 | 0 | 2 | 0.32 | | |
| at Northwestern | 01/20/18 | * 15 | 1-2 | .500 | 0-1 | .000 | 0-0 | .000 | 1 | 0 | 1 | 2.5 | 3 | 1 | 3 | 0 | 1 | 2.31 | | |
| at Ohio State | 01/25/18 | 2 | 0-0 | .000 | 0-0 | .000 | 0-0 | .000 | 0 | 0 | 0 | 2.4 | 0 | 0 | 1 | 0 | 0 | 0.30 | | |
| RUTGERS | 1/27/18 | 2 | 0-1 | .000 | 0-1 | .000 | 0-0 | .000 | 0 | 0 | 0 | 2.3 | 0 | 0 | 0 | 0 | 0 | 0.28 | | |
| at Michigan State | 1/31/18 | 0 | 0-0 | .000 | 0-0 | .000 | 0-0 | .000 | 0 | 0 | 0 | 2.2 | 0 | 0 | 0 | 0 | 0 | 0.27 | | |
| IOWA | 02/03/18 | 12 | 1-3 | .333 | 0-0 | .000 | 0-0 | .000 | 1 | 2 | 3 | 2.2 | 2 | 1 | 0 | 0 | 0 | 2.27 | | |
| MARYLAND | 2/7/18 | 11 | 0-0 | .000 | 0-0 | .000 | 0-0 | .000 | 0 | 1 | 1 | 2.2 | 1 | 3 | 0 | 0 | 0 | 0.26 | | |
| at Illinois | 02/11/18 | 10 | 1-2 | .500 | 0-1 | .000 | 0-1 | .000 | 1 | 1 | 2 | 2.2 | 1 | 3 | 1 | 0 | 2 | 2.26 | | |
| OHIO STATE | 2/15/18 | 4 | 1-1 | 1.000 | 0-0 | .000 | 0-0 | .000 | 0 | 1 | 1 | 2.1 | 1 | 0 | 0 | 0 | 2 | 2.25 | | |
| at Purdue | 02/18/18 | 8 | 0-1 | .000 | 0-0 | .000 | 0-0 | .000 | 2 | 0 | 2 | 2.1 | 0 | 1 | 1 | 0 | 1 | 0.24 | | |
| MICHIGAN | 2/21/18 | 4 | 0-0 | .000 | 0-0 | .000 | 0-0 | .000 | 0 | 0 | 0 | 2.1 | 0 | 0 | 0 | 0 | 0 | 0.24 | | |
| at Nebraska | 02/25/18 | 15 | 1-1 | 1.000 | 0-0 | .000 | 2-2 | 1.000 | 2 | 0 | 2 | 2.1 | 3 | 0 | 0 | 0 | 4 | 2.4 | | |
| vs Northwestern | 3/1/18 | 11 | 0-0 | .000 | 0-0 | .000 | 1-2 | .500 | 2 | 0 | 2 | 2.1 | 2 | 3 | 0 | 0 | 1 | 1.24 | | |
| vs Ohio State | 3/2/18 | 13 | 0-1 | .000 | 0-0 | .000 | 0-0 | .000 | 1 | 0 | 1 | 2.0 | 0 | 1 | 1 | 0 | 2 | 0.23 | | |
| vs Purdue | 3/3/18 | 9 | 0-0 | .000 | 0-0 | .000 | 0-0 | .000 | 0 | 0 | 0 | 2.0 | 1 | 1 | 1 | 0 | 1 | 0.22 | | |
| Totals | | 3 | 514 | 30-85 | .353 | 4-26 | .154 | 12-27 | .444 | 27 | 40 | 67 | 2.0 | 57 | 55 | 31 | 3 | 47 | 76 | 2.2 |

| Season | GP-GS | Min/Avg | Total | | 3-Point | | FT-FTA | Pct. | Rebounds | | | | Avg. | PF | DQ | A | T | B | S | Scoring | |
|---------|-------|----------|--------|------|---------|------|--------|------|----------|-----|-------|------|------|----|----|----|---|----|----|---------|--|
| | | | FG-FGA | Pct. | FG-FGA | Pct. | | | Off | Def | Total | Pts. | | | | | | | | Avg. | |
| 2017-18 | 34-3 | 514/15.1 | 30-85 | .353 | 4-26 | .154 | 12-27 | .444 | 27 | 40 | 67 | 2.0 | 57 | 2 | 55 | 31 | 3 | 47 | 76 | 2.2 | |
| TOTAL | 34-3 | 514/15.1 | 30-85 | .353 | 4-26 | .154 | 12-27 | .444 | 27 | 40 | 67 | 2.0 | 57 | 2 | 55 | 31 | 3 | 47 | 76 | 2.2 | |



DEIVIS ZEMGULIS

F • 6-6 • 2206 • JUNIOR
KAUNAS, LITHUANIA (ST. MARY KYKEN (MD.))

1

AS A JUNIOR (2017-18)

- Has played in 18 games in 2017-18 with starts at Ohio State and vs. Rutgers.
- Earned first career start at Ohio State (1/25) and gave Lions good minutes with five points, a rebound and ball possession.
- Had his first blocked shot in Big Ten play at Northwestern.
- Played seven minutes against Nebraska and had two rebounds.
- Had five points with a 3-pointer and two made free throws in 11 minutes of court time vs. Coppin State. Also had a rebound vs. Eagles.
- Played nine minutes vs. George Washington and tallied an assist and a rebound.
- Saw eight minutes of action vs. Pittsburgh (11-20) and six minutes in Oral Roberts game (11-24).
- Collected four rebounds vs. Columbia and had an assist.
- Hit a three vs. Fairleigh Dickinson and added a rebound.
- Scored two points and had a rebound in three minutes vs. Campbell
- Played in first two games to open the season and six games in month of November.

► ZEMGULIS' CAREER HIGHS

Points
Career 11, vs. Kent State, 12/23/15
B1G 8, at Maryland, 12/30/15

Rebounds
Career 5, at Purdue, 1/13/16
B1G 5, at Purdue, 1/13/16

Assists
Career 2, last vs. Michigan, 1/30/16
B1G 2, last vs. Michigan, 1/30/16

Blocks
Career .. 1, 2x, last at Northwestern, 1/20/18
B1G 1, at Northwestern, 1/20/18

Steals
Career 1, 8x, last vs. Rutgers, 1/27/18
B1G 1, 4x, last vs. Rutgers, 1/27/18

Minutes
Career 27, at Purdue, 1/15/16
B1G 27, at Purdue, 1/15/16

Field Goals - Made
Career 4, vs. Kent State, 12/23/15
B1G 3, at Maryland, 12/30/15

Field Goals - Attempted
Career 7, at Ohio State, 1/25/16
B1G 7, at Ohio State, 1/25/16

3-Point Field Goals - Made
Career .. 1, 17x, last at Ohio State, 1/25/18
B1G 1, 8x, last at Ohio State, 1/25/18

3-Point Field Goals - Attempted
Career 4 vs. Colgate, 11/23/16
B1G 3, 5x, last at Iowa, 2/3/16

Free Throws - Made
Career 4, vs. Minnesota, 1/5/16
B1G 4, vs. Minnesota, 1/5/16

Free Throws - Attempted
Career .. 4, 2x, last vs. Wisconsin, 1/21/16
B1G 4, 2x, last vs. Wisconsin, 1/21/16

| Opponent | Date | gs | min | Total | | 3-Pointers | | Free throws | | Rebounds | | | | pf | a | t/o | blk | stl | pts | avg |
|---------------------|------------|----|-----|--------|------|------------|------|-------------|-------|----------|-----|-----|-----|----|---|-----|-----|-----|-----|-----|
| | | | | fg-fga | pct | 3fg-fga | pct | ft-fa | pct | off | def | tot | avg | | | | | | | |
| CAMPBELL | 11/10/17 | 3 | 1-1 | 1.000 | 0-0 | .000 | 0-0 | .000 | 1 | 0 | 1 | 1.0 | 1 | 0 | 0 | 0 | 0 | 2 | 2.0 | |
| FAIRLEIGH DICKINSON | 11/12/17 | 7 | 1-3 | .333 | 1-2 | .500 | 0-0 | .000 | 1 | 0 | 1 | 1.0 | 0 | 0 | 2 | 0 | 1 | 3 | 2.5 | |
| COLUMBIA | 11/17/17 | 15 | 0-1 | .000 | 0-1 | .000 | 0-0 | .000 | 2 | 2 | 4 | 2.0 | 1 | 1 | 0 | 0 | 0 | 1.7 | | |
| vs Pittsburgh | 11/20/17 | 8 | 0-1 | .000 | 0-1 | .000 | 0-0 | .000 | 1 | 0 | 1 | 1.8 | 1 | 0 | 0 | 0 | 0 | 1.3 | | |
| ORAL ROBERTS | 11/24/201 | 6 | 1-2 | .500 | 1-2 | .500 | 0-0 | .000 | 0 | 0 | 0 | 1.4 | 0 | 1 | 0 | 0 | 0 | 3 | 1.6 | |
| at NC State | 11/29/17 | 1 | 0-0 | .000 | 0-0 | .000 | 0-0 | .000 | 0 | 0 | 0 | 1.2 | 0 | 0 | 0 | 0 | 0 | 1.3 | | |
| GEORGE WASHINGTON | 12/9/17 | 9 | 0-1 | .000 | 0-1 | .000 | 0-0 | .000 | 1 | 0 | 1 | 1.1 | 1 | 1 | 0 | 0 | 0 | 1.1 | | |
| COPPIN STATE | 12/30/17 | 11 | 1-2 | .500 | 1-2 | .500 | 2-2 | 1.000 | 1 | 0 | 1 | 1.1 | 1 | 0 | 1 | 0 | 0 | 5 | 1.6 | |
| NEBRASKA | 1/12/18 | 7 | 0-1 | .000 | 0-1 | .000 | 0-0 | .000 | 0 | 2 | 2 | 1.2 | 0 | 0 | 0 | 0 | 0 | 1.4 | | |
| MINNESOTA | 1/15/18 | 1 | 0-0 | .000 | 0-0 | .000 | 0-0 | .000 | 0 | 0 | 0 | 1.1 | 0 | 0 | 0 | 0 | 0 | 1.3 | | |
| at Northwestern | 01/20/18 | 10 | 0-0 | .000 | 0-0 | .000 | 0-0 | .000 | 0 | 0 | 0 | 1.0 | 0 | 0 | 0 | 1 | 0 | 1.2 | | |
| at Ohio State | 01/25/18 * | 14 | 2-2 | 1.000 | 1-1 | 1.000 | 0-0 | .000 | 0 | 1 | 1 | 1.0 | 0 | 1 | 0 | 0 | 0 | 5 | 1.5 | |
| RUTGERS | 1/27/18 * | 12 | 0-1 | .000 | 0-1 | .000 | 0-0 | .000 | 1 | 0 | 1 | 1.0 | 2 | 0 | 0 | 0 | 1 | 1.4 | | |
| at Michigan State | 1/31/18 | 4 | 0-1 | .000 | 0-1 | .000 | 0-0 | .000 | 0 | 0 | 0 | 0.9 | 1 | 0 | 0 | 0 | 0 | 1.3 | | |
| IOWA | 02/03/18 | 1 | 0-0 | .000 | 0-0 | .000 | 0-0 | .000 | 0 | 0 | 0 | 0.9 | 0 | 0 | 0 | 0 | 0 | 1.2 | | |
| at Illinois | 02/11/18 | 1 | 0-0 | .000 | 0-0 | .000 | 0-0 | .000 | 0 | 0 | 0 | 0.8 | 0 | 0 | 0 | 0 | 0 | 1.1 | | |
| OHIO STATE | 2/15/18 | 2 | 0-0 | .000 | 0-0 | .000 | 0-0 | .000 | 0 | 0 | 0 | 0.8 | 0 | 0 | 0 | 0 | 0 | 1.1 | | |
| MICHIGAN | 2/21/18 | 1 | 0-0 | .000 | 0-0 | .000 | 0-0 | .000 | 0 | 1 | 1 | 0.8 | 0 | 0 | 0 | 0 | 0 | 1.0 | | |
| Totals | | 2 | 113 | 6-16 | .375 | 4-13 | .308 | 2-2 | 1.000 | 8 | 6 | 14 | 0.8 | 8 | 4 | 3 | 1 | 2 | 18 | 1.0 |

| Season | GP-GS | Min/Avg | Total | | 3-Point | | FT-FTA | | Rebounds | | | Scoring | | | | | | | | |
|---------|-------|----------|--------|------|---------|------|--------|-------|----------|-------|------|---------|----|---|----|----|---|------|------|-----|
| | | | FG-FGA | Pct. | FG-FGA | Pct. | Pct. | Off | Def | Total | Avg. | PF | DQ | A | T | B | S | Pts. | Avg. | |
| 2015-16 | 26-1 | 318/12.2 | 26-68 | .382 | 10-40 | .250 | 13-19 | .684 | 20 | 24 | 44 | 1.7 | 20 | 0 | 8 | 13 | 0 | 4 | 75 | 2.9 |
| 2016-17 | 18-0 | 111/6.2 | 5-20 | .250 | 3-13 | .231 | 1-2 | .500 | 3 | 9 | 12 | 0.7 | 21 | 0 | 1 | 7 | 1 | 2 | 14 | 0.8 |
| 2017-18 | 18-2 | 113/6.3 | 6-16 | .375 | 4-13 | .308 | 2-2 | 1.000 | 8 | 6 | 14 | 0.8 | 8 | 0 | 4 | 3 | 1 | 2 | 18 | 1.0 |
| TOTAL | 62-3 | 542/8.7 | 37-104 | .356 | 17-66 | .258 | 16-23 | .696 | 31 | 39 | 70 | 1.1 | 49 | 0 | 13 | 23 | 2 | 8 | 107 | 1.7 |

2017-18 FINAL BIG TEN STATISTICS

| RECORD: | OVERALL | HOME | AWAY | NEUTRAL |
|----------------|---------|------|------|---------|
| ALL GAMES | 9-9 | 6-3 | 3-6 | 0-0 |
| CONFERENCE | 9-9 | 6-3 | 3-6 | 0-0 |
| NON-CONFERENCE | 0-0 | 0-0 | 0-0 | 0-0 |

| # | Player | gp-gs | min | avg | Total | | 3-Point | | F-Throw | | Rebounds | | | | | pts | avg | | | | | | | | |
|----------------|------------------|-------|------|------|----------|-------|---------|------|---------|------|----------|-----|-----|------|-----|-----|-----|-----|----|-----|------|------|--|----|--|
| | | | | | fg-fga | fg% | 3fg-fga | 3fg% | ft-fa | ft% | off | def | tot | avg | pf | | | dq | a | to | blk | stl | | | |
| 10 | Carr, Tony | 18-18 | 675 | 37.5 | 125-321 | .389 | 46-109 | .422 | 66-83 | .795 | 19 | 65 | 84 | 4.7 | 37 | 0 | 89 | 48 | 6 | 11 | 362 | 20.1 | | | |
| 11 | Stevens, Lamar | 18-18 | 627 | 34.8 | 116-232 | .500 | 17-51 | .333 | 37-62 | .597 | 22 | 76 | 98 | 5.4 | 45 | 2 | 25 | 41 | 21 | 13 | 286 | 15.9 | | | |
| 24 | Watkins, Mike | 17-16 | 469 | 27.6 | 91-130 | .700 | 0-1 | .000 | 36-62 | .581 | 38 | 117 | 155 | 9.1 | 45 | 1 | 10 | 29 | 29 | 17 | 218 | 12.8 | | | |
| 33 | Garner, Shep | 18-18 | 575 | 31.9 | 58-135 | .430 | 47-112 | .420 | 13-15 | .867 | 4 | 32 | 36 | 2.0 | 46 | 0 | 22 | 22 | 3 | 12 | 176 | 9.8 | | | |
| 23 | Reaves, Josh | 14-12 | 439 | 31.4 | 48-100 | .480 | 12-35 | .343 | 19-25 | .760 | 23 | 46 | 69 | 4.9 | 50 | 1 | 42 | 21 | 8 | 28 | 127 | 9.1 | | | |
| 04 | Bostick, Nazeer | 18-1 | 312 | 17.3 | 24-62 | .387 | 3-16 | .188 | 18-21 | .857 | 14 | 21 | 35 | 1.9 | 32 | 0 | 12 | 18 | 4 | 11 | 69 | 3.8 | | | |
| 44 | Moore, Julian | 18-2 | 187 | 10.4 | 10-20 | .500 | 0-0 | .000 | 5-11 | .455 | 15 | 11 | 26 | 1.4 | 24 | 0 | 9 | 3 | 12 | 1 | 25 | 1.4 | | | |
| 05 | Wheeler, Jamari | 18-3 | 231 | 12.8 | 9-34 | .265 | 0-11 | .000 | 3-5 | .600 | 13 | 17 | 30 | 1.7 | 21 | 0 | 28 | 13 | 2 | 15 | 21 | 1.2 | | | |
| 01 | Zemgulis, Deivis | 10-2 | 53 | 5.3 | 2-5 | .400 | 1-4 | .250 | 0-0 | .000 | 1 | 4 | 5 | 0.5 | 3 | 0 | 1 | 0 | 1 | 1 | 5 | 0.5 | | | |
| 03 | Pierce, Satchel | 8-0 | 43 | 5.4 | 2-7 | .286 | 0-0 | .000 | 0-0 | .000 | 2 | 6 | 8 | 1.0 | 10 | 0 | 0 | 2 | 3 | 1 | 4 | 0.5 | | | |
| 21 | Harrar, John | 10-0 | 37 | 3.7 | 2-2 | 1.000 | 0-0 | .000 | 0-0 | .000 | 1 | 1 | 2 | 0.2 | 7 | 0 | 0 | 1 | 1 | 0 | 4 | 0.4 | | | |
| 35 | Buttrick, Trent | 1-0 | 2 | 2.0 | 0-2 | .000 | 0-1 | .000 | 0-0 | .000 | 0 | 0 | 0 | 0.0 | 0 | 0 | 0 | 0 | 1 | 0 | 0 | 0.0 | | | |
| 22 | Hazle, Grant | 1-0 | 0 | 0.0 | 0-0 | .000 | 0-0 | .000 | 0-0 | .000 | 0 | 0 | 0 | 0.0 | 0 | 0 | 0 | 0 | 1 | 0 | 0 | 0.0 | | | |
| Team | | | | | | | | | | | 19 | 31 | 50 | | | | | | | | | | | 10 | |
| Total..... | | 18 | 3650 | | 487-1050 | .464 | 126-340 | .371 | 197-284 | .694 | 171 | 427 | 598 | 33.2 | 320 | 4 | 238 | 208 | 92 | 110 | 1297 | 72.1 | | | |
| Opponents..... | | 18 | 3650 | | 443-999 | .443 | 111-317 | .350 | 249-347 | .718 | 170 | 433 | 603 | 33.5 | 299 | - | 231 | 215 | 58 | 105 | 1246 | 69.2 | | | |

| TEAM STATISTICS | PSU | OPP | Date | Opponent | Score | Att. |
|------------------------|----------|---------|---------------------|-------------------|-----------|-------|
| SCORING | 1297 | 1246 | * 12/02/17 | at Iowa | W 77-73 | 12805 |
| Points per game | 72.1 | 69.2 | * 12/4/17 | WISCONSIN | L 63-64 | 6730 |
| Scoring margin | +2.8 | - | * 01/02/18 | at Maryland | L 69-75 | 14374 |
| FIELD GOALS-ATT | 487-1050 | 443-999 | * 1/5/18 | NORTHWESTERN | W 78-63 | 4682 |
| Field goal pct | .464 | .443 | * 01/09/18 | at Indiana | L 70-74 | 17222 |
| 3 POINT FG-ATT | 126-340 | 111-317 | * 1/12/18 | NEBRASKA | Wot 76-74 | 6821 |
| 3-point FG pct | .371 | .350 | * 1/15/18 | MINNESOTA | Lot 84-95 | 6361 |
| 3-pt FG made per game | 7.0 | 6.2 | * 01/20/18 | at Northwestern | L 61-70 | 6544 |
| FREE THROWS-ATT | 197-284 | 249-347 | * 01/25/18 | at Ohio State | W 82-79 | 13464 |
| Free throw pct | .694 | .718 | * 1/27/18 | RUTGERS | W 60-43 | 13677 |
| F-Throws made per game | 10.9 | 13.8 | * 1/31/18 | at Michigan State | L 68-76 | 14797 |
| REBOUNDS | 598 | 603 | * 02/03/18 | IOWA | W 82-58 | 10394 |
| Rebounds per game | 33.2 | 33.5 | * 2/7/18 | MARYLAND | W 74-70 | 8435 |
| Rebounding margin | -0.3 | - | * 02/11/18 | at Illinois | W 74-52 | 12840 |
| ASSISTS | 238 | 231 | * 2/15/18 | OHIO STATE | W 79-56 | 10981 |
| Assists per game | 13.2 | 12.8 | * 02/18/18 | at Purdue | L 73-76 | 14804 |
| TURNOVERS | 208 | 215 | * 2/21/18 | MICHIGAN | L 63-72 | 13586 |
| Turnovers per game | 11.6 | 11.9 | * 02/25/18 | at Nebraska | L 64-76 | 15991 |
| Turnover margin | +0.4 | - | * = Conference game | | | |
| Assist/turnover ratio | 1.1 | 1.1 | | | | |
| STEALS | 110 | 105 | | | | |
| Steals per game | 6.1 | 5.8 | | | | |
| BLOCKS | 92 | 58 | | | | |
| Blocks per game | 5.1 | 3.2 | | | | |
| ATTENDANCE | 81667 | 122841 | | | | |
| Home games-Avg/Game | 9-9074 | 9-13649 | | | | |
| Neutral site-Avg/Game | - | 0-0 | | | | |

| Score by Periods | 1st | 2nd | OT | Totals |
|------------------|-----|-----|----|--------|
| Penn State | 620 | 656 | 21 | 1297 |
| Opponents | 566 | 650 | 30 | 1246 |

BIG TEN POINT DIFFERENTIAL

| | | | | | | | | | | | | | | | | | | | | | | | | | | | | | | | | | | | | |
|--------|---|---|---|---|---|---|---|---|---|----|----|----|----|----|----|----|----|----|----|----|----|----|----|----|----|----|----|----|----|-----|--|--|--|--|--|--|
| W | 1 | 1 | 2 | | | | | | | | | | | 1 | 1 | | | | | | | | | | | | | | | | | | | | | |
| MARGIN | 1 | 2 | 3 | 4 | 5 | 6 | 7 | 8 | 9 | 10 | 11 | 12 | 13 | 14 | 15 | 16 | 17 | 18 | 19 | 20 | 21 | 22 | 23 | 24 | 25 | 26 | 27 | 28 | 29 | 30+ | | | | | | |
| L | 1 | 1 | 1 | 1 | 1 | 2 | 1 | 1 | | | | | | | | | | | | | | | | | | | | | | | | | | | | |

