



Game 35 | March 20 | Marquette (21-13, 9-9 BIG EAST) vs. Penn State (23-13, 9-9 Big Ten)

The Marquette University men's basketball team (21-13, 9-9 BIG EAST) continues play in the 2018 National Invitation Tournament on Tuesday, March 20 when the squad hosts Penn State (23-13, 9-9 Big Ten) at 6 p.m. CT in the Al McGuire Center. ESPN will feature the national television broadcast, with Eric Frede (play-by-play) and Dino Gaudio (analyst) calling the action



MU Adds To Extensive Postseason Resume

Marquette, which is making its 49th all-time postseason trip and 16th in the NIT, is among the nation's top programs in terms of championship appearances.

Marquette claimed the 1970 NIT title under Hall of Fame head coach Al McGuire and advanced to the title matchup in 1994-95 under head coach Mike Deane. MU claimed a 65-53 win over St. John's in 1970, but fell to Virginia Tech (65-64, OT) in 1995. The team also finished runner-up in 1967 when it lost to Southern Illinois 71-56 in McGuire's third season as head coach.

MU is 3-2 all-time versus Penn State, including an 87-79 win in the 1995 NIT Semifinals in the most recent matchup. The Nittany Lions downed Marquette 57-54 in the NIT Second Round in 1990.

NIT Rankings

Team	Rank
Appearances (16)	t7th
Games Played (37)	t10th
Victories (23)	t8th
Win Pct. (.622)*	t11th

* = 25-or-more games

DATE: March 20, 2018

TIP-OFF: 6 p.m. CT

LOCATION: Al McGuire Center - Milwaukee, Wis.

TV: ESPN will feature Tuesday night's national television broadcast from the Al McGuire Center, with Eric Frede (play-by-play) and Dino Gaudio (analyst) calling the action.

RADIO: 540 ESPN is the flagship of the MU Radio Network. Steve "The Homer" True (play-by-play) and Jim McIlvaine (analyst) call the action.

MU'S LAST TIME OUT: The Golden Eagles led by as many as 25 points in a 101-92 victory over Oregon Sunday afternoon. Guard Andrew Rowsey led all players with 29 points thanks to six 3-pointers.

PSU'S LAST TIME OUT: Penn State claimed a 73-63 win at Notre Dame Saturday afternoon. Guard Tony Carr led four players in double figures with 24 points and guard Josh Reaves chipped in 18 points.

SERIES HISTORY: Marquette leads 3-2

LAST MEETING: Marquette 87, Penn State 79 (March 27, 1995)

PSU CONTACT INFO: Rose Carter handles the media relations duties for PSU and can be reached at rpc14@psu.edu.

MU CONTACT INFO: Scott Kuykendall handles the communications duties for MU and can be reached at 414.807.3490 or scott.kuykendall@mu.edu.

MU SCOREBOARD

DATE	OPPONENT	RESULT/TIME
Nov. 10	Mt. St. Mary's	W, 80-59
Nov. 14	^{19/21} Purdue	L, 86-71
Maui Jim Maui Invitational		
Nov. 20	vs. VCU ^	W, 94-83
Nov. 21	^{6/6} vs. Wichita St. ^	L, 80-66
Nov. 22	vs. LSU ^	W, 94-84
Nov. 27	Eastern Illinois	W, 86-83
Nov. 29	Chicago State	W, 95-69
Dec. 2	Georgia	L, 73-66
Dec. 5	Vermont	W, 91-81
Dec. 9	at Wisconsin	W, 82-63
Dec. 18	Northern Illinois	W, 79-70
Dec. 21	American	W, 92-51
Dec. 27	^{6/5} Xavier *	L, 91-87
Dec. 30	Georgetown *	W, 74-65
Jan. 3	at Providence *	W, 95-90
Jan. 6	^{3/3} at Villanova *	L, 100-90
Jan. 9	^{13/15} Seton Hall *	W, 84-64
Jan. 12	at Butler *	L, 94-83
Jan. 15	DePaul *	W, 70-52
Jan. 24	^{8/8} at Xavier *	L, 89-70
Jan. 28	^{1/1} Villanova *	L, 85-82
Jan. 31	Butler *	L, 92-72
Feb. 3	Providence *	L, 77-75
Feb. 7	at Seton Hall *	W, 88-85
Feb. 10	at St. John's *	L, 86-78
Feb. 17	at Creighton *	W, 90-86
Feb. 21	St John's *	W, 85-73
Feb. 24	at DePaul *	L, 70-62
Feb. 26	at Georgetown *	W, 90-86
Mar. 3	Creighton *	W, 85-81
BIG EAST Tournament		
Mar. 7	vs. DePaul	W, 72-69
Mar. 8	^{2/3} vs. Villanova	L, 94-70
National Invitation Tournament		
Mar. 14	Harvard	W, 67-60
Mar. 18	Oregon	W, 101-92
Mar. 20	Penn State	6 p.m.

^ - indicates Maui Jim Maui Invitational game

* - indicates BIG EAST Conference game

AP/ESPN Top-25 rankings as of time game was played
All times are Central

Marquette Game Notes

Page 2

COMMUNICATIONS

MBB SID: Scott Kuykendall
Email: scott.kuykendall@mu.edu
Work Phone: 414-288-4794
Cell Phone: 414-807-3490
Secondary Contact: Mike Wittliff
Email: michael.wittliff@mu.edu
Work Phone: 414-288-7447
Cell Phone: 414-708-3959
Website: GoMarquette.com
Fax: 414-288-6519

CREDENTIALS

Credential requests are now available online at <http://www.sportssystem.com/Marquette/>.

Requests will be confirmed or denied via email and may be picked up at the West Security Entrance (6th & Highland) of the BMO Harris Bradley Center on gameday (beginning two hours prior).

Please contact Scott Kuykendall with any questions.

PARKING

Parking is **NOT** available to home and visiting members of the media. There are several parking structures available within walking distance of the BMO Harris Bradley Center.

INTERVIEW POLICY

Please contact Scott Kuykendall to arrange an interview with head coach Steve Wojciechowski, a member of the coaching staff or a player.

MU players will not disclose their home phone numbers or their cellphone numbers so please do not request that info. Players have been asked to politely decline interviews that have not been cleared with the MU Communications Office. All telephone interviews will take place from either the Communications office or the Men's Basketball Office. Player interviews will not be conducted on gamedays until standard postgame procedures occur.

Please contact Kuykendall if you wish to attend practice. MU practices are scheduled at various times on weekdays but are subject to change, so please contact communications in advance.

Top-10 MU Bradley Center Crowds

Attendance	Opponent	Date	Result
1. 19,144	Syracuse	Mar. 7, 2009	L, 86-79
2. 19,093	Notre Dame	Mar. 2, 2013	W, 72-64
3. 19,091	Connecticut	Feb. 25, 2009	L, 93-82
4. 19,087	Georgetown	Mar. 3, 2012	W, 83-69
5. 19,085	Georgetown	Mar. 1, 2008	L, 70-68
6. 19,074	Wisconsin	Dec. 11, 2010	L, 69-64
7. 19,043	Villanova	Feb. 27, 2016	L, 89-79
8. 19,041	Georgetown	Jan. 31, 2009	W, 94-82
9. 19,037	DePaul	Jan. 26, 2008	W, 79-71
10. 19,033	Xavier	Feb. 18, 2017	W, 83-61

News & Notes: Scoring Trio Key To Team Success

▶ Marquette has officially sold out its third game at the Al McGuire Center (3,600) as season ticket holders claimed all of the available tickets prior to going on sale to the general public.

▶ Guard Andrew Rowsey, who drew a pair of foul calls on long-distance shots versus Oregon, has now been fouled a total of 31 times on 3-point attempts in 2017-18. As a result, he has shot 89 free throws (made shots vs. Purdue and Oregon) on those attempts, which accounts for nearly half (89-of-185) of his charity toss total this year.

▶ At least one member of Marquette's top scoring trio of Markus Howard, Andrew Rowsey and Sam Hauser has led the team in scoring in all but one game (Anim at Creighton on Feb. 17) this season and the players account for 67.2 percent of the team's offensive attack.

▶ Marquette is one of the nation's top 3-point shooting teams and as a result set a new program single-season standard for 3-pointers made in the March 7 matchup vs. DePaul. MU now owns 373 makes from long distance, surpassing the previous record of 337 set in 2016-17.

▶ MU is the only team in the country to feature three players with 75-or-more 3-pointers and Rowsey (119), Howard (109) and Hauser (92) are all already in the team's top-10 single-season list and trail only Steve Novak (121, 2005-06).

▶ Marquette's Andrew Rowsey, Markus Howard and Sam Hauser have combined for 320 made 3-pointers in 2017-18. That total currently ranks the trio 33rd in the nation among all 351 NCAA Division I teams through games of March 18.

▶ Of the team's losses in 2017-18, seven came to nationally ranked teams (19/21 Purdue, 6/6 Wichita State, 6/5 Xavier, 3/3 Villanova, 8/8 Xavier, 1/1 Villanova, 2/3 Villanova - ranking at time of game).

Offense Reaches Century Mark For First Time

Marquette tied its own National Invitation Tournament record with 101 points in the win over Oregon, marking the first time the squad has reached the century mark in 2017-18.

MU's last effort of 100-or-more points came last season in a 102-94 victory at No. 7 Creighton on Jan. 21 in BIG EAST Conference action. Marquette downed Pete Maravich and LSU 101-79 in the 1970 NIT Semifinal en route to the title that season.

In Sunday's win, guard Andrew Rowsey led five players in double figures with 29 points and both Greg Elliot (13 points) and Theo John (10 points) collected double figures in points for the first time in numerous games.

The team's point total was also aided by the fact the defensive effort turned 13 Oregon turnovers into 30 points.

Bench Picks Up Production In Postseason

While Marquette's trio of Andrew Rowsey, Markus Howard and Sam Hauser have handled a majority of the scoring this season, the bench corps has had its moments throughout the season.

In the win over Oregon, the reserves chipped in 30 points, nine rebounds, four assists and three steals. The point total was one short of the season high (31 vs. Xavier on Dec. 27) and in the last two games the group is contributing 24.0 points and 11.0 rebounds per contest while combining to shoot 17-of-27 (63.0 percent) from the floor.

Howard Looking For Another Season Record

As a freshman, guard Markus Howard concluded the year leading the nation in 3-point field goal percentage (.547) and he is attempting to pick up another title in 2017-18.

Through games of March 18, he is second in the country in free throw percentage (.936), right behind Darnell Edge of Fairleigh Dickinson (.944).

Marquette Game Notes

Page 3

INJURY REPORT

Player (Injury)	Status
None	

CAREER GAMES PLAYED

	Career Games	Career Starts	Consec. Games	Consec. Starts
Anim	51	30	34	29
Cain	33	--	33	--
Elliott	34	4	34	--
Froling	20	3	1	--
Hauser	66	62	66	62
Heldt	86	38	66	11
Howard	64	58	7	6
John	32	--	9	--
Lelito	1	--	--	--
Marotta	19	--	--	--
Rowsey	66	41	66	25

"The Marquette Basketball Hour with Steve Wojciechowski" radio program airs from 6-7 p.m. CT Thursday nights on 540 ESPN.



Steve "The Homer" True, the voice of the Golden Eagles, hosts the hour-long broadcast. Wojciechowski, players, members of the coaching staff and special guests are featured.

Marquette Sports Radio Network

ESPN Milwaukee (540 AM) – Milwaukee (Flagship)
 WTLX 100.5 FM – Madison (ESPN Radio)
 WFHR 1320 AM – Wisconsin Rapids
 WDLB 1450 AM – Marshfield
 WXCO 1230 AM – Wausau
 WSCO 1570 AM/95.3 FM – Appleton
 WOMT 1240 AM – Manitowoc
 WDUZ 107.5 FM – Green Bay
 WJUB 1420 AM – Plymouth/Sheboygan

The "Inside Marquette Basketball" program is back this season



on Spectrum Sports (32/1332). The bi-weekly show debuts on Nov. 8 at 6 p.m. and 11 p.m. CT and provides exclusive access to the program all season long.

Head coach Steve Wojciechowski is joined by five-time Wisconsin Sportscaster of the Year Dennis Krause during the 30-minute program, which will feature behind-the-scenes content while also providing the latest update on the team.

LAST GAME STARTERS

Marquette

NAME	POS.	PPG.	RPG.	APG.	FG%	FT%
Markus Howard	G	20.4	3.2	2.8	.466	.936
Andrew Rowsey	G	20.2	3.0	4.7	.417	.908
Sam Hauser	F	14.1	5.8	2.8	.500	.836
Sacar Anim	F	7.7	3.0	1.7	.481	.613
Matt Heldt	C	4.1	4.8	0.8	.647	.875

Penn State

NAME	POS.	PPG.	RPG.	APG.	FG%	FT%
Tony Carr	G	19.5	4.8	4.7	.408	.794
Josh Reaves	G	10.6	5.4	3.1	.482	.722
Shep Garner	G	11.1	2.0	1.4	.434	.821
Lamar Stevens	F	14.7	6.1	2.2	.444	.693
John Harrar	F	1.2	1.2	--	.542	.429

Rowsey Joins Exclusive List In NCAA History

Senior guard Andrew Rowsey reached a pair of milestones in the team's matchup against Villanova on March 8, becoming the program's 49th player to score 1,000 career points (1,058) and just the fifth player in NCAA Division I history to reach the mark at two different programs.

Rowsey, who has earned all-league accolades each of his four years, scored 1,244 points in two years at UNC Asheville and is currently 155th all-time with 2,302 points.

1,000 Points @ Two Schools

Joe Manning 1979 (2,129)	Oklahoma City & North Texas
Kenny Battle 1989 (2,184)	Northern Illinois & Illinois
Gary Neal 2007 (2,295)	La Salle & Towson
Juan'ya Green 2016 (2,317)	Niagara & Hofstra
Andrew Rowsey 2018 (2,302)	UNC Asheville & Marquette

courtesy NCAA

Howard, Rowsey Two Of Fastest To 1,000 Points

Guard Markus Howard became the 48th player in Marquette history to score 1,000 points with a layup just before halftime against Creighton (March 3) and guard Andrew Rowsey reached the mark a few days (March 8) later versus Villanova at the BIG EAST Tournament.

Howard was one of the fastest MU players to reach the milestone and still has at least one more game to add to his current total of 1,083 points. Rowsey has played in two less games (64) than Howard and as a result is just behind at 1,058 points, the fourth-best mark at Marquette.

Dwyane Wade redshirted his first year on campus and George Thompson and Dean Meminger (no 3-point line) both played when varsity competition didn't start until the second year. Jae Crowder and Darius Johnson-Odom were both junior college transfers. Howard is the only true sophomore in the top seven.

Howard reached the point total on his 19th birthday (March 3) and became one of the youngest players in NCAA Division I history to score 1,000 career points.

Most Points In Two Years

Team	Points
Dwyane Wade (2001-03)	1,281
George Thompson (1966-69)	1,187
Markus Howard (2016-18)	1,083
Andrew Rowsey (2016-18)	1,058
Jae Crowder (2010-12)	1,049
Darius Johnson-Odom (2009-11)	1,026
Dean Meminger (1968-70)	1,021

Marquette Game Notes

MARQUETTE IN THE BIG EAST STATS

as of 3/19/18

Team

SCORING OFFENSE:	4th (81.4)
SCORING DEFENSE:	10th (78.3)
FT PERCENTAGE:	1st (80.4)
FG PERCENTAGE:	4th (47.6)
ASSISTS:	5th (15.8)
STEALS:	6th (6.2)
BLOCKED SHOTS:	5th (3.6)
FG Pct. DEFENSE:	10th (47.6)
OFFENSIVE REBOUNDS:	8th (8.9)
DEFENSIVE REBOUNDS:	10th (23.1)
3-PT FG's MADE:	2nd (37.3)

Individual

SCORING

Markus Howard	3rd (20.4 ppg.)
Andrew Rowsey	4th (20.2 ppg.)
Sam Hauser	18th (14.1 rpg.)

REBOUNDING

Sam Hauser	12th (5.8 rpg.)
------------	-----------------

FREE THROW PERCENTAGE

Markus Howard	1st (.936)
Andrew Rowsey	2nd (.908)

ASSISTS PER GAME

Andrew Rowsey	4th (4.7 apg.)
---------------	----------------

MARQUETTE IN THE NCAA STATS

as of 3/19/18

FREE THROW PERCENTAGE

Team	3rd (.804)
Markus Howard	2nd (.936)
Andrew Rowsey	7th (.908)

POINTS PER GAME

Markus Howard	38th (20.4 ppg.)
---------------	------------------

3-POINT FIELD GOALS MADE

Team	6th (37.3)
------	------------

3-POINT FIELD GOALS PER GAME

Team	6th (11.0)
------	------------

3-POINT FIELD GOAL PERCENTAGE

Team	3rd (.417)
Sam Hauser	3rd (.492)

2017-18 MARQUETTE ROSTER

NO.	NAME	POS.	HT.	WT.	CL.	HOMETOWN
0	Markus Howard	G	5-11	175	So.	Chandler, Ariz./Perry HS <i>Has scored 20-or-more points 16 times in 2017-18 and has made five-or-more treys six times</i>
1	Ed Morrow #	F	6-7	235	Jr.	Chicago, Ill./Nebraska/Simeon HS <i>Transfer from Nebraska who will redshirt in 2017-18 & have two seasons with Marquette</i>
2	Sacar Anim	G/F	6-5	210	RSo.	Minneapolis, Minn./DeLaSalle HS <i>Chipped in 12 points and six rebounds (most since 2/21) in Oregon win</i>
4	Theo John	F	6-9	245	Fr.	Minneapolis, Minn./Champlin Park HS <i>Scored 10 points (most since 14 vs. Providence 2/3) in 16 minutes vs. Oregon</i>
5	Greg Elliott	G	6-3	170	Fr.	Detroit, Mich./East English Village HS <i>Reached double figures in points for first time in seven games with 13 off bench vs. Oregon</i>
10	Sam Hauser	G/F	6-8	225	So.	Stevens Point, Wis./Stevens Point Area HS <i>Among league leaders in seven categories (PPG, RPG, FG Pct., 3-PT Pct., 3-PTM, DRPG, MPG)</i>
12	Matt Heldt	C	6-10	250	Jr.	Neenah, Wis./Neenah HS <i>Ranks fifth in the BIG EAST in blocks per game (1.0) ... leads team in career appearances (86)</i>
13	Ike Eke	F	6-9	225	Fr.	Lagos, Nigeria/Univ. of Detroit Jesuit HS <i>Averaged double-double as a senior ... will redshirt in 2017-18 to focus on development</i>
21	Harry Froling	C	6-11	250	So.	Townsville, Australia/SMU <i>2-of-3 from behind 3-point line at Georgetown ... first points since Feb. 3 vs. Providence</i>
22	Joey Hauser	F	6-9	215	Fr.	Stevens Point, Wis./Stevens Point Area HS <i>Joined team Jan. 21 after early HS graduation ... Will redshirt in 2017-18 (ankle surgery)</i>
23	Jamal Cain	F	6-7	190	Fr.	Pontiac, Mich./Cornerstone Health & Tech. <i>Shot 17-of-30 (56.7 pct.) from deep in league play after just 6-of-19 (31.2 pct.) in non-league</i>
30	Andrew Rowsey	G	5-11	180	RSr.	Lexington, Va./UNC Asheville/Rockbridge HS <i>Owens 18 games in 2017-18 of 20-or-more points and six with at least six 3-pointers</i>
41	Mike Lelito *	G	6-5	185	RFr.	Mt. Prospect, Ill./John Hersey HS <i>Walk-on who joined roster in the fall after open tryouts ... made MU debut vs. Chicago St.</i>
52	Cam Marotta *	G	5-10	175	Jr.	Mequon, Wis./Homestead HS <i>Walk-on who has appeared in 19 career games for MU ... Father, Marc, also played at Marquette</i>

* = walk-on # = transfer eligible in 2018-19

Head Coach

Steve Wojciechowski (Duke, 1998)

Associate Head Coaches

Stan Johnson (Southern Utah, 2003)

Brett Nelson (Florida, 2004)

Assistant Coach

Chris Carrawell (Duke, 2000)

Special Asst. to the Head Coach

Rob Judson (Illinois, 1980)

Dir. of Ops/Video Coordinator

Jake Presutti (Syracuse, 2008)

Program Assistant

Dan Madhavapallil (Marquette, 2016)

Howard, Rowsey Earn All-League Honors, Again

Guards Markus Howard and Andrew Rowsey claimed All-BIG EAST accolades for the second-straight season, the league office announced March 4.

Howard was tabbed Second Team All-BIG EAST for the second time and Rowsey earned an Honorable Mention All-BIG EAST nod in voting conducted with the conference's head coaches. Howard was named to the freshman team in 2016-17 and Rowsey was the BIG EAST Sixth Man of the Year.

Howard concluded the 2017-18 regular season ranked among the league leaders in scoring (3rd, 20.9 ppg.), free throw percentage (1st, .939) and 3-point field goals made (2nd, 3.3).

Rowsey concluded his career as the BIG EAST's all-time leader in free throw percentage (.931, 135-of-145) and is ranked among the conference leaders in five different categories. Syracuse's Gerry McNamara held the previous free throw mark (.917, 199-of-217) in the BIG EAST.

Marquette Game Notes

LED MARQUETTE IN ...

SCORING:	15	Rowsey
.....	13	Howard
.....	6	Hauser
.....	1	Anim
REBOUNDING:	15	Hauser
.....	6	Heldt
.....	4	Froling
.....	4	Howard
.....	3	Cain
.....	3	Anim
.....	1	John
.....	1	Rowsey
ASSISTS:	21	Rowsey
.....	8	Howard
.....	6	Hauser
.....	5	Elliott
.....	3	Anim
.....	1	John
STEALS:	15	Hauser
.....	11	Rowsey
.....	10	Howard
.....	10	Elliott
.....	8	Anim
.....	8	Cain
.....	4	John
.....	3	Heldt
.....	2	Froling

Record By Starting Lineup

Cheatham, Rowsey,.....	1-0
Anim, Hauser, Heldt	
Cheatham, Rowsey	2-2
Howard, Hauser, Heldt	
Rowsey, Howard	16-6
Anim, Hauser, Heldt	
Elliott, Howard	1-1
Anim, Hauser, Heldt	
Rowsey, Howard	0-3
Anim, Hauser, Froling	
Elliott, Rowsey	1-1
Anim, Hauser, Heldt	

NON-CONFERENCE OPPONENT UPDATE

OPPONENT (DATE)	W	L	LAST GAME	NEXT GAME
Mount St. Mary's (11/10)	18	14	L, 60-56 vs. Robert Morris	Season Completed
Purdue (11/14)	30	6	W, 76-73 vs. Butler	3/23 vs. Texas Tech
VCU (11/20)	18	15	L, 76-67 vs. Rhode Island	Season Completed
Wichita St. (11/21)	25	7	L, 81-75 vs. Marshall	Season Completed
LSU (11/22)	18	14	W, 84-76 vs. Louisiana	3/19 @ Utah
Eastern Illinois (11/27)	12	19	L, 73-66 vs. Austin Peay	Season Completed
Chicago St. (11/29)	3	29	L, 97-70 vs. NMSU	Season Completed
Georgia (12/2)	18	15	L, 62-49 vs. Kentucky	Season Completed
Vermont (12/5)	27	8	L, 91-64 @ MTSU	Season Completed
Wisconsin (12/9)	15	18	L, 63-60 vs. Michigan St.	Season Completed
Northern Illinois (12/18)	13	19	L, 61-59 @ Kent St.	Season Completed
American (12/21)	6	24	L, 93-86 @ Lafayette	Season Completed

Howard, Rowsey Nation's Top 3-Point Duo

Through games of March 18, the duo of Markus Howard (109) and Andrew Rowsey (119) has combined for the most 3-point field goals (228) in NCAA Division I.

Nevada's Kendall Stephens and Caleb Martin of Nevada are right behind with 221 and Wofford's Fletcher Magee and Nathan Hoover have knocked down 206 from long distance.

Sam Hauser also has 92 of his own and teams up with Rowsey for third (211) on the current list.

3-Point Duos

Team	
Howard/Rowsey (Marquette)	228
Stephens/Martin (Nevada)	221
Rowsey/Hauser (Marquette)	211
Magee/Hoover (Wofford)	206
Nelson/Flavors Jr. (Fairfield)	199
Nunn/Daniels (Oakland)	194

through games of 3/18

MU Not Afraid Of Long Distance Charges

While Markus Howard's 52-point effort Jan. 3 was amazing for a number of reasons, it's hard to believe his single-game total of 11 3-pointers only matched the school record, which he set on Nov. 29 vs. Chicago State.

Against Xavier as a freshman on Feb. 18, 2017, he matched the previous mark (Mark Anglavar vs. Butler, Feb. 1, 1990) of nine 3-pointers and finished the night with a then career-best 34 points.

Senior guard Andrew Rowsey was also 6-of-12 from long distance against Chicago State, helping Marquette set new single-game records for both treys made (18) and attempted (39). The Golden Eagles matched the program standard for 3-pointers made in the Feb. 26 win at Georgetown, finishing 18-of-31 (58.1 percent) from distance, thanks in large part to a 7-of-8 effort from forward Sam Hauser.

Marquette Willing To Accept Frequent Charity

While a majority of the focus throughout the early season regarding the team's effort at the charity stripe focused on Markus Howard's consecutive makes (66 dating back to 2016-17 before he missed at Xavier Jan. 24), it should be noted that the entire squad's effort from the free throw line is currently one of the best in the country.

The Golden Eagles are currently first in the BIG EAST and third in the nation in free throw percentage (.804). Should the squad finish above last year's season-long mark (.781) it would be the program's best effort dating all the way back to the 1948-49 campaign (first season of available records).

Marquette is led by the league's top two free throw shooters in Howard (1st, .936) and Andrew Rowsey (2nd, .908). The top duo is second and seventh in the nation through games of March 18, respectively.

Marquette Game Notes

Page 6

1,000-Point Scorers

1.	1985	Jerel McNeal	2005-09
2.	1859	Lazar Hayward	2006-10
3.	1773	George Thompson	1966-69
4.	1749	Dominic James	2005-09
5.	1735	Butch Lee	1974-78
6.	1691	Travis Diener	2001-05
7.	1690	Brian Wardle	1997-01
8.	1688	Tony Smith	1986-90
9.	1673	Wesley Matthews	2005-09
10.	1663	Bo Ellis	1973-77
11.	1649	Darius Johnson-Odom	2009-12
12.	1647	Damon Key	1990-94
13.	1637	Dean Meminger	1968-71
14.	1571	Trevor Powell	1987-91
15.	1567	Steve Novak	2002-06
16.	1504	Don Kojis	1959-61
17.	1479	Bob Wolf	1965-67
18.	1471	Roney Eford	1993-96
19.	1439	Aaron Hutchins	1995-98
20.	1355	Mike Moran	1957-59
21.	1353	Russ Wittberger	1952-55
22.	1347	Cordell Henry	1999-02
23.	1330	Ron Glaser	1961-63
24.	1309	Terry Rand	1954-56
25.	1299	Michael Wilson	1979-82
26.	1287	Davante Gardner	2010-14
27.	1282	Tom Flynn	1964-66
28.	1281	Dwyane Wade	2002-03
29.	1278	Jim McLvaine	1991-94
30.	1277	Jimmy Butler	2008-11
31.	1234	Anthony Pieper	1994-97
	1234	Glenn "Doc" Rivers	1981-83
	1234	Earl Tatum	1973-76
34.	1227	Oliver Lee	1978-81
35.	1221	Kerry Trotter	1983-86
36.	1201	Robb Logterman	1991-94
37.	1103	Bernard Toone	1976-79
38.	1083	Markus Howard	2016-18
39.	1058	Andrew Rowsey	2016-18
40.	1049	Scott Merritt	2001-04
	1049	Jae Crowder	2010-12
42.	1048	Chris Crawford	1994-97
43.	1042	Rube Schulz	1952-55
44.	1040	Ron Curry	1991-93
45.	1027	Dwayne Johnson	1982-84
	1027	Tony Miller	1992-95
47.	1014	Luke Fischer	2014-17
48.	1013	Jajuan Johnson	2013-17
49.	1006	Lloyd Walton	1974-76

Howard Brothers Two Of Nation's Best Scorers

Sophomore Markus Howard and his brother Jordan, a senior at Central Arkansas, combine to form one of the top scoring family duos in the nation. The tandem is currently contributing 45.8 points per game (Markus, 20.4 and Jordan, 25.4).

In 2016-17, Jordan led UCA in scoring at 19.4 points per game. He shot 44.5 percent (seventh in nation) from behind the 3-point line and 93.4 percent (3rd in nation) from the charity stripe. He is currently ranked third in the country in scoring (his season has concluded) in 2017-18, placing both brothers inside of the top-40.

Markus' 3-point percentage last season not only led the nation last year, but was also the highest single-season percentage ever recorded by a freshman. Jay Edwards of Indiana (1987-88, .536) owned the first-year record until last year.

The duo has combined for 218 3-pointers (Jordan - 109, Markus - 109) in 2017-18 and earlier this year Jordan became the all-time leading scorer in the state of Arkansas' NCAA Division I history and was named the Southland Conference Player of the Year.

Rowsey One Of NCAA's All-Time Best Shooters

While guard Andrew Rowsey is only in his second season with MU, his overall collegiate success on the offensive end from behind the 3-point line is difficult to match.

Among active players (through March 18), Rowsey is 14 ahead of Central Arkansas' Jordan

Howard (older brother of MU's Markus Howard) for the national lead in career 3-point field goals made (398). An all-conference performer his first two years at UNC Asheville, Rowsey netted 208 treys with the Bulldogs before finishing among the league leaders (71) in 2016-17 with Marquette.

His career total currently ranks 15th in NCAA Division I history, just behind Gerry McNamara of Syracuse (400). Oakland's Travis Bader (2014) is the all-time leader with 504 3-pointers.

Rowsey is also the current career leader in 3-point field goal attempts (978).

Career 3-Pointers

Team	
Andrew Rowsey (MU)	398
Jordan Howard (Central Arkansas)	384
Wesley Person (Troy)	361

Howard Nets Record-Setting Night In Win

Sophomore guard Markus Howard had a night to remember in the overtime win at Providence on Jan. 3, finishing with a career-high 52 points. The Chandler, Arizona, native finished 17-of-29 from the field and 11-of-19 from behind the 3-point line.

Listed below are some of the highlights from Howard's historic performance.

► Tied BIG EAST record in league game (52, Marshon Brooks, Providence vs. Notre Dame, 2/23/11)

► New Marquette single-game record (previous was 44, Tony Smith, vs. Wisconsin, 2/19/90 and Mike Moran, vs. Creighton, 2/5/58)

► 11 3-point field goals were new record in BIG EAST games all-time and a single-game high in NCAA this season (twice by Howard and once each by two others)

► 11 3-point field goals tied own MU record (vs. Chicago State, 11/29/17)

► 17 field goals (2nd-most in NCAA in 2017-18) were a new single-game MU record. Previous high was 16, which had been recorded five times (most recently in 1968)

► 32 second-half points were most in any half in a BIG EAST game (previous record 28 points by Kerry Kittles, Villanova, vs. Boston College, 2/28/95)

► Only NCAA player to score 50-or-more since Chris Clemons of Campbell scored 51 vs. UNC Asheville in the Big South Tournament on March 2, 2017.

Howard's Free Throw Run Ends Short Of Record

Sophomore guard Markus Howard was the only player in NCAA Division I basketball this season who hadn't missed a free throw (minimum 2.5 made per game) until Jan. 24.

The Chandler, Arizona native was 57-of-57 from the charity stripe in 2017-18 until he missed his first attempt versus Xavier and dating back to March 4, 2017 vs. Creighton had made 66-of-66 free throws.

Marquette Game Notes

AP Top 25

1	Virginia (65) 28-2	1,625
2	Villanova 27-4	1,516
3	Xavier 27-4	1,510
4	Michigan State 29-4	1,346
5	Duke 25-6	1,340
6	Gonzaga 28-4	1,254
7	Michigan 28-7	1,231
8	Cincinnati 27-4	1,213
9	Kansas 24-7	1,129
10	Purdue 28-6	1,096
11	Wichita State 24-6	861
12	North Carolina 22-9	852
13	Tennessee 23-7	825
14	Texas Tech 23-8	784
15	Arizona 24-7	739
16	Auburn 25-6	692
17	Ohio State 24-8	603
18	West Virginia 22-9	486
19	Clemson 22-8	422
20	Saint Mary's 28-4	385
21	Houston 24-6	247
22	Nevada 26-6	218
23	Florida 20-11	192
24	Miami 22-8	191
25	Rhode Island 23-6	86

Others receiving votes: St. Bonaventure 72, Kentucky 66, TCU 45, Loyola-Chicago 43, Virginia Tech 15, Seton Hall 10, Middle Tennessee 9, Creighton 8, Arkansas 4, NC State 2, Nebraska 2, Kansas State 2, Buffalo 1, New Mexico State 1, Texas A&M 1, Florida State 1

USA Today Top 25

1	Virginia (32) 28-2	800
2	Xavier 27-4	753
3	Villanova 27-4	730
4	Duke 25-6	678
5	Michigan State 29-4	619
6	Gonzaga 28-4	616
7	Michigan 28-7	605
8	Cincinnati 27-4	579
9	Kansas 24-7	566
10	Purdue 28-6	553
11	North Carolina 22-9	441
12	Tennessee 23-7	402
13	Texas Tech 23-8	386
14	Wichita State 24-6	382
15	Auburn 25-6	321
16	Ohio State 24-8	303
17	Arizona 24-7	278
18	West Virginia 22-9	241
19	Saint Mary's 28-4	227
20	Clemson 22-8	183
21	Houston 24-6	123
22	Nevada 26-6	122
23	Florida 20-11	106
24	Rhode Island 23-6	66
25	Miami 22-8	57

Others receiving votes: Kentucky 41, Creighton 39, Loyola-Chicago 30, Middle Tennessee 28, NC State 18, TCU 17, St. Bonaventure 17, Virginia Tech 17, Seton Hall 14, Arizona State 8, New Mexico State 7, Arkansas 6, Florida State 5, Missouri 5, Texas A&M 5, Oklahoma 3, Baylor 2, Kansas State 1.

rankings as of 3/5/18

Marquette Hosting More 30 For 30 Productions

Guard Andrew Rowsey's 34-point scoring barrage against St. John's on Feb. 10 marked the 13th time in 2017-18 MU has had a player net 30-or-more points in a game.

Markus Howard leads the roster with six 30-point performances and senior Andrew Rowsey is right behind with five of his own. Forward Sam Hauser scored a career-best 30 points in the win over Eastern Illinois and then matched it Jan. 12 vs. Butler.

MU hadn't had three 30-point performances in the same season since 2004-05 and that year Travis Diener did it all three times (Air Force, Nebraska and East Carolina). Marquette hasn't had three different players accomplish the feat in the same campaign at least as far back as the beginning of the Al McGuire era.

Since the 1963-64 season, 34 different players have netted 30-or-more points on 80 occasions. Former standouts Tony Smith (1987-90) and George Thompson (1967-69) lead the way with seven performances each.

Prep Standout Joey Hauser Joins MU Early

Nationally ranked prep prospect Joey Hauser (Stevens Point, Wis./Stevens Point Area Senior High) arrived on campus Jan. 21 after graduating early from high school.

He will redshirt in 2017-18 while recovering from ankle surgery and have four seasons of eligibility beginning in 2018-19. His brother, Sam, is a currently a sophomore forward for Marquette.

Hauser, who is ranked as high as 32nd in the nation by 247Sports.com, has helped lead SPASH to three-straight state titles under the direction of head coach Scott Anderson. He averaged 23.6 points, 11.5 rebounds and 5.1 assists per game as a junior en route to the squad's third championship.

The Stevens Point, Wisconsin, native was a unanimous selection to the Wisconsin Basketball Coaches Association All-State Team and claimed co-player of the year accolades in the Wisconsin Valley Conference in 2016-17. Hauser enters his senior campaign with 1,126 points and is a candidate for the state's Mr. Basketball Award in 2017-18.

Along with Hauser, Marquette will welcome newcomer Brendan Bailey (American Fork, Utah/American Fork HS) to the roster. Bailey officially signed with the team in 2016 and will be completing a two-year Mormon mission in Washington, D.C., this spring. He was a top-100 prospect his senior year of high school and is the son of former NBA player Thurl Bailey.

Howard Named To NCAA Oversight Committee

Sophomore guard Markus Howard has been named to the NCAA Division I Men's Basketball Oversight Committee as a non-voting member.

The committee is comprised of coaches and administrators from across the country, including BIG EAST Conference Commissioner Val Ackerman and University of Kansas Head Coach Bill Self. The only other student-athlete in the group is Kevin Vannatta of UNC Asheville.

The Men's Basketball Oversight Committee will ensure that appropriate oversight of men's basketball is maintained, will enhance the development and public perception of the sport and make recommendations related to regular-season and postseason men's basketball. The committee will prioritize enhancement of the student-athlete educational experience (academically and athletically), and in doing so, promote student-athletes' personal growth and leadership development.

MU Set To Move Next Door For 2018-19 Campaign

The Milwaukee Bucks and Marquette University have signed a seven-year agreement in which Marquette's men's basketball team will play its home games at the Bucks' new sports and entertainment arena, beginning with the 2018-19 season.

Milwaukee's new state-of-the-art sports and entertainment arena is scheduled to open in the fall of 2018 and will serve as the Bucks' new home, as well as being a major venue for concerts, family shows, boxing, MMA, NCAA men's basketball tournament games and other special events.

Marquette Game Notes

Page 8



Steve Wojciechowski

Head Coach | Fourth Season
Duke, 1998

The 2017-18 campaign will mark the fourth at Marquette University for head coach Steve

Wojciechowski, who has enjoyed a wealth of success in collegiate basketball as both a player and a coach.

Wojciechowski (pronounced woe-ju-HOW-skee) was introduced as the program's 17th head coach on April 1, 2014 by Marquette University President Dr. Michael R. Lovell.

From the moment he arrived on campus, Wojciechowski established his "Win Every Day" philosophy as the foundation for the Marquette program. That approach has been extremely successful on the recruiting trail, where the MU staff assembled back-to-back nationally ranked recruiting classes in 2015 and 2016.

Marquette returned to the NCAA tournament in 2016-17, thanks in large part to one of the most productive offensive attacks in the country. The roster featured a pair of all-conference honorees (Markus Howard and Andrew Rowsey) and the campaign was highlighted by the program's first-ever regular season win over the top-ranked team (Villanova).

The Golden Eagles collected a 20-win campaign in 2015-16 under Wojciechowski and advanced to the quarterfinals of the BIG EAST Conference Tournament. The team's on-court success was led by Henry Ellenson, the league's freshman of the year and eventual NBA first-round pick by the Detroit Pistons. Ellenson was the program's first McDonald's All-America honoree in over 30 years and a top-10 rated prospect.

The Golden Eagles claimed their first win under Wojciechowski in the season opener in 2014-15. The 79-63 win over UT Martin at the BMO Harris Bradley Center was his first as a head coach at the NCAA Division I level. The season also produced wins over Georgia Tech, Tennessee and Arizona State.

Wojciechowski, 41, had previously served as an assistant coach at Duke since the 1999-2000 season and was promoted to associate head coach in the summer of 2008. As a player and coach, he was a part of Duke's winning tradition, serving on the coaching staff for two NCAA tournament champions. During his tenure, the Blue Devils posted an incredible 441-92 record and competed in the NCAA tournament every year.

Wojciechowski also served as court coach and scout for the USA Basketball Men's National Team. He helped lead on-court duties as well as game preparation from 2006-12, including the program's gold-medal performance at the 2008 Beijing Olympics and 2012 London Olympics. The Olympic teams included NBA greats such as Marquette alumnus Dwyane Wade, Kobe Bryant and LeBron James.

In 2001, in his second year as an assistant at Duke, Wojciechowski and the Blue Devils won the national championship. The team also captured the Atlantic Coast Conference regular season and tournament crowns and posted a 35-4 record. Wojciechowski saw one of his former teammates and pupils, Shane Battier, earn the consensus National Player of the Year award in 2001 as well as National Defensive Player of the Year for the third consecutive season.

Wojciechowski achieved repeated success at the highest level with an NCAA title in the 2009-10 season as associate head

Wojciechowski's Career Record

Alabama A&M	1-0	North Dakota	1-0
American	1-0	Northern Illinois	1-0
Arizona State	2-0	Ohio St.	0-1
Belmont	0-1	Omaha	0-1
Butler	1-7	Oregon	1-0
Chicago St.	2-0	Pittsburgh.....	0-1
Creighton	6-2	Presbyterian.....	1-0
DePaul.....	6-3	Providence	4-4
Eastern Illinois	1-0	Purdue	0-1
Fresno St.	1-0	Seton Hall	5-5
Georgetown	4-4	Saint Francis (PA)	1-0
Georgia	1-1	St. John's	5-4
Georgia Tech	1-0	San Jose St.	1-0
Grambling St.....	1-0	South Carolina	0-1
Harvard	1-0	SIUE.....	1-0
Houston Baptist	1-0	Stetson.....	1-0
Howard.....	1-0	Tennessee	1-0
IUPUI	2-0	UT Martin	1-0
Iowa	0-1	VCU	1-0
Jackson St.	1-0	Vanderbilt	1-0
LSU	2-0	Vermont	1-0
Maine	1-0	Villanova	1-8
Morgan St.	1-0	Western Carolina	1-0
Michigan.....	0-1	Wichita St.	0-1
Michigan St.	0-1	Wisconsin.....	2-2
Mount St. Mary's	1-0	Xavier.....	2-7
NJIT	1-0	TOTALS	73-58 (.557)

coach. On the road to the championship, the Blue Devils also won the ACC Tournament, the ACC Regular Season and NIT Season Tip-Off titles. Defense and rebounding were key for the Blue Devils who had one of the nation's top defenses, holding opponents to 61.0 points per game, and ranked 14th out of 334 teams in rebounding margin.

As a player, Wojciechowski (who was often referred to as "Wojo,") was named the top defensive player in the country his senior year, a two-time All-ACC choice and honorable mention Associated Press All-America. He appeared in 128 career games for the Blue Devils and earned 88 starting assignments.

Wojciechowski is a native of Severna Park, Md., and a first-generation college student, having earned a bachelor's degree in sociology from Duke in 1998.

He and his wife Lindsay have two sons, Jack and Charlie.

Coaching Career

2014 to pres.	Head Coach	Marquette
	NCAA tournament (2017)	
1999 to 2014	Assistant/Associate Head Coach	Duke
	National Champions (2001, 2010)	
	15 NCAA tournament appearances	

Wojciechowski File

Birth Date:	August 11, 1976
Hometown:	Severna Park, Md.
Family:	Lindsay (wife) and children Jack and Charlie
Education:	Duke, 1998 (Sociology)

Marquette Game Notes

Page 9

0

markus|HOWARD



So. | 5-11 | 175 | G
Chandler, Ariz.
Findlay Prep

1

ed|MORROW



Jr. | 6-7 | 235 | F
Chicago, Ill.
Simeon HS/Nebraska

2

sacar|ANIM



R-So. | 6-5 | 210 | G/F
Minneapolis, Minn.
DeLaSalle HS

4

theo|JOHN



Fr. | 6-9 | 245 | F
Minneapolis, Minn.
Champlin Park HS

5

greg|ELLIOTT



Fr. | 6-3 | 170 | G
Detroit, Mich.
East English Village HS

10

sam|HAUSER



So. | 6-8 | 225 | G/F
Stevens Point, Wis.
Stevens Point Area Senior High

12

matt|HELDT



Jr. | 6-10 | 245 | C
Neenah, Wis.
Neenah HS

13

ike|EKE



Fr. | 6-9 | 225 | F
Lagos, Nigeria
Univ. of Detroit Jesuit HS

21


harry|FROLING



So. | 6-11 | 250 | C
Townsville, Australia
Australian Institute of Sport/SMU

22

joey|HAUSER



Fr. | 6-9 | 215 | F
Stevens Point, Wis.
Stevens Point Area Senior High

23


jamal|CAIN



Fr. | 6-7 | 190 | F
Pontiac, Mich.
Cornerstone Health and Tech HS

30

andrew|ROWSEY



R-Sr. | 5-11 | 180 | G
Lexington, Va.
Rockbridge HS/UNC Ashe.

41

mike|LELITO



R-Fr. | 6-5 | 185 | G
Mt. Prospect, Ill.
John Hersey HS

52

cam|MAROTTA



Jr. | 5-10 | 175 | G
Mequon, Wis.
Homestead HS

Pronunciations

Sacar Anim
suh-CAR ANN-um

Ike Eke
Eh-kay

Harry Froling
FRO-ling

Mike Lelito
Leh-LEE-toe

Marquette Game Notes

Page 10



Chris Carrawell

Assistant Coach

Duke (2000)

- 4th season at MU after 3 years as assistant with Springfield Armor (NBDL)
- 2000 ACC Player of the Year and First Team All-America selection
- 2nd round draft pick by San Antonio before playing overseas



Stan Johnson

Associate Head Coach

Southern Utah (2003)

- 3rd season at MU after two years as an assistant at Arizona St.
- Owns stops at ASU, Drake, Utah and Cal St. Northridge
- 3-year letterwinner at Southern Utah & played one year at Bemidji St.



Brett Nelson

Associate Head Coach

Florida (2004)

- 4th season at MU - owns stops at Ball St., Drake, Arkansas & Marshall
- Helped Florida to 2000 national title game
- 3-year starter, 4-year letterwinner, All-America selection



Rob Judson

Special Asst. to Head Coach

Illinois (1980)

- 1st season after spending four years at Indiana under former MU head coach Tom Crean
- Owns over 30 years of experience, including stops at NIU, Bradley, Illinois and Illinois St.
- Head coach at Northern Illinois for six seasons



Jake Presutti

Dir. of Ops./Video Coordinator

Syracuse (2008)

- 4th season at MU after most recently working with USA Basketball
- Spent two seasons at Eastern Michigan after working with Houston Rockets
- Walk-on who earned scholarship at Syracuse



Dan Madhavapallil

Program Assitant

Marquette (2016)

- Second season as program assistant after four years as team manager
- Helps coordinate team's community service efforts and team operations
- 2016 graduate of Marquette with a degree in marketing

Marquette Game Notes

Page 11

Official Basketball Box Score -- Game Totals -- Final Statistics Mt. Saint Mary's vs Marquette 11/10/17 8 p.m. CT at BMO Harris Bradley Center

Mt. Saint Mary's 59 • 0-1

#	Player	Total		3-Ptr		Rebounds			PF	TP	A	T	Blk	Stl	Min
		FG	FGA	FG	FGA	FT	FTA	Off							
01	PLANUTIS, Bobby	r	2-6	1-2	0-0	1	3	4	1	5	0	5	1	0	21
54	GOMES, Ryan	c	3-3	0-0	0-2	0	1	1	4	6	1	2	1	0	18
00	ROBINSON, Junior	g	9-20	0-7	2-2	1	3	4	3	20	6	4	0	0	35
03	ANTONIO, Jonah	g	3-10	2-9	0-0	0	5	5	1	8	1	1	0	3	37
10	CAREY, Donald	g	3-5	2-4	3-3	0	2	2	2	11	3	2	0	0	29
11	STALLINGS, Ace	g	0-0	0-0	0-2	0	1	1	2	2	0	0	1	0	10
13	HABWE, Omar	g	0-1	0-1	0-0	0	0	1	1	2	0	0	0	0	13
15	LEFTWICH, Brandon	g	0-0	0-0	0-0	0	0	0	0	0	0	0	0	0	1
23	ALEXANDER, Greg	g	3-6	2-5	1-2	1	3	4	1	9	1	1	0	0	36
	Team					0	1	1			1				
	Totals		23-51	7-28	6-11	4	20	24	16	59	12	16	3	3	200

FG % 1st Half: 9-22 40.9% 2nd half: 14-29 48.3% Game: 23-51 45.1%
3FG % 1st Half: 5-12 41.7% 2nd half: 2-16 12.5% Game: 7-28 25.0%
FT % 1st Half: 4-4 100.0 2nd half: 2-7 28.6% Game: 6-11 54.5%

Marquette 80 • 1-0

#	Player	Total		3-Ptr		Rebounds			PF	TP	A	T	Blk	Stl	Min
		FG	FGA	FG	FGA	FT	FTA	Off							
10	HAUSER, Sam	r	2-6	0-3	0-0	2	4	6	1	4	3	1	0	1	23
12	HELDT, Matt	c	5-6	0-0	3-3	1	4	5	1	13	0	0	1	1	37
02	ANIM, Sacar	g	2-4	0-1	3-4	1	1	2	1	7	5	0	0	1	23
25	CHEATHAM, Haanif	g	6-8	1-2	0-0	0	5	5	2	13	1	3	0	0	22
30	ROWSEY, Andrew	g	7-16	3-8	6-7	1	2	3	2	23	5	2	0	3	26
00	HOWARD, Markus	g	3-8	2-5	3-3	0	3	3	1	11	0	0	1	2	25
04	JOHN, Theo	g	2-4	0-0	0-2	3	3	6	5	4	1	3	0	0	13
05	ELLIOTT, Greg	g	1-2	0-1	0-0	1	1	2	0	2	1	1	0	2	18
23	CAIN, Jamal	g	1-3	0-1	1-2	0	1	1	2	3	0	0	0	0	12
52	MAROTTA, Cam	g	0-0	0-0	0-0	0	0	0	0	0	0	0	0	0	1
	Team					1	1	2			1				
	Totals		29-57	6-21	16-21	10	25	35	15	80	16	11	2	10	200

FG % 1st Half: 16-27 59.3% 2nd half: 13-30 43.3% Game: 29-57 50.9%
3FG % 1st Half: 3-10 30.0% 2nd half: 3-11 27.3% Game: 6-21 28.6%
FT % 1st Half: 13-17 76.5% 2nd half: 3-4 75.0% Game: 16-21 76.2%

Officials: Pat Driscoll, Ed Corbett, Nathan Farrell
Technical fouls: Mt. Saint Mary's-None. Marquette-None.
Attendance: 13324

Score by periods	1st	2nd	Total
Mt. Saint Mary's	27	32	59
Marquette	48	32	80

Points	In	Off	2nd	Fast	Bench
MOUNT	Paint	T/O	Chance	Break	
MOUNT	24	11	2	11	9
MU	40	16	11	18	20

Last FG - MOUNT 2nd-01:42, MU 2nd-02:02.
Largest lead - MOUNT None, MU by 37 2nd-10:20.
MOUNT led for 00:00, MU led for 39:46. Game was tied for 00:12.

Score tied - 0 times.
Lead changed - 0 times.

Official Basketball Box Score -- Game Totals -- Final Statistics Purdue vs Marquette 11/14/17 7:30 p.m. CT at BMO Harris Bradley Center

Purdue 86 • 3-0

#	Player	Total		3-Ptr		Rebounds			PF	TP	A	T	Blk	Stl	Min
		FG	FGA	FG	FGA	FT	FTA	Off							
12	Edwards, Vincent	r	4-7	0-0	2-3	3	5	8	4	10	2	0	0	0	16
44	Haas, Isaac	c	8-14	0-0	6-6	1	4	5	2	22	2	2	1	0	20
03	Edwards, Carsen	g	6-11	1-4	2-3	0	6	6	0	15	3	4	1	1	32
11	Thompson, P.J.	g	2-3	1-2	2-2	0	0	0	2	7	3	0	0	2	35
31	Mathias, Dakota	g	4-8	1-3	1-2	1	4	5	2	10	4	1	1	1	29
14	Cline, Ryan	g	2-5	1-3	0-0	0	0	0	1	5	3	0	0	0	19
20	Eastern, Nojel	g	0-0	0-0	0-0	0	1	1	3	0	0	1	0	0	4
23	Taylor, Jacquil	g	1-1	0-0	0-0	0	0	0	1	2	0	0	0	0	2
24	Eifert, Grady	g	2-2	0-0	4-5	1	3	4	1	8	2	0	0	0	24
32	Haarms, Matt	g	3-5	0-0	1-2	0	3	3	2	7	0	2	2	1	19
	Team					1	1	2			1				
	Totals		32-56	4-12	18-23	7	27	34	18	86	19	11	5	5	200

FG % 1st Half: 16-30 53.3% 2nd half: 16-26 61.5% Game: 32-56 57.1%
3FG % 1st Half: 0-5 0.0% 2nd half: 4-7 57.1% Game: 4-12 33.3%
FT % 1st Half: 0-1 0.0% 2nd half: 18-22 81.8% Game: 18-23 78.3%

Marquette 71 • 1-1

#	Player	Total		3-Ptr		Rebounds			PF	TP	A	T	Blk	Stl	Min
		FG	FGA	FG	FGA	FT	FTA	Off							
10	HAUSER, Sam	r	4-11	2-5	2-2	1	7	8	2	12	1	3	1	1	38
12	HELDT, Matt	c	0-2	0-0	0-0	1	0	1	5	0	2	0	0	0	16
00	HOWARD, Markus	g	8-13	4-8	4-4	0	2	2	5	24	1	2	0	1	33
25	CHEATHAM, Haanif	g	2-9	1-3	0-0	0	1	1	1	5	0	0	0	0	30
30	ROWSEY, Andrew	g	8-17	4-9	5-6	0	3	3	0	25	6	5	1	1	37
02	ANIM, Sacar	g	0-2	0-1	0-0	1	2	3	1	5	0	0	0	0	24
04	JOHN, Theo	g	1-2	0-0	1-2	0	0	0	5	3	0	1	0	1	10
05	ELLIOTT, Greg	g	0-1	0-1	2-2	0	2	2	0	2	0	0	1	1	12
	Team					3	0	3							
	Totals		23-57	11-27	14-16	6	17	23	19	71	10	11	3	4	200

FG % 1st Half: 10-32 31.3% 2nd half: 13-25 52.0% Game: 23-57 40.4%
3FG % 1st Half: 4-13 30.8% 2nd half: 7-14 50.0% Game: 11-27 40.7%
FT % 1st Half: 6-6 100.0 2nd half: 8-10 80.0% Game: 14-16 87.5%

Officials: Terry Wymer, Bo Boroski, Rob Riley
Technical fouls: Purdue-None. Marquette-None.
Attendance: 13307
2017 Gavitt Tipoff Game

Score by periods	1st	2nd	Total
Purdue	32	54	86
Marquette	30	41	71

Points	In	Off	2nd	Fast	Bench
PURDUE	Paint	T/O	Chance	Break	
PURDUE	30	13	0	12	22
MU	12	9	3	13	5

Last FG - PURDUE 2nd-02:29, MU 2nd-02:52.
Largest lead - PURDUE by 15 2nd-06:23, MU by 4 1st-15:24.
PURDUE led for 33:30, MU led for 04:12. Game was tied for 02:18.

Score tied - 2 times.
Lead changed - 4 times.

Official Basketball Box Score -- Game Totals -- Final Statistics MARQUETTE vs VCU 11-20-17 9:30 a.m. at Lahaina Civic Center, Maui, Hawaii

MARQUETTE 94 • 2-1

#	Player	Total		3-Ptr		Rebounds			PF	TP	A	T	Blk	Stl	Min
		FG	FGA	FG	FGA	FT	FTA	Off							
10	Hauser, Sam	r	7-13	4-9	2-2	5	4	9	2	20	3	4	2	2	32
12	Heldt, Matt	c	2-2	0-0	0-0	3	5	8	4	4	1	0	2	0	22
00	Howard, Markus	g	9-20	4-13	0-0	1	5	6	1	22	7	1	0	0	34
25	Cheatham, Haanif	g	5-10	1-3	2-5	1	3	4	1	13	3	2	0	2	28
30	Rowsey, Andrew	g	4-13	3-10	9-9	1	1	2	1	20	2	4	0	0	32
02	Anim, Sacar	g	3-4	0-0	0-0	1	2	3	3	6	1	1	0	0	18
04	John, Theo	g	3-3	0-0	0-1	1	3	4	5	6	0	3	1	2	17
05	Elliott, Greg	g	0-0	0-0	0-0	1	0	1	1	0	1	2	2	0	9
23	Cain, Jamal	g	1-1	1-1	0-0	1	1	2	0	3	0	0	0	0	8
	Team					0	1	1							
	Totals		34-66	13-36	13-17	15	25	40	18	94	18	17	7	6	200

FG % 1st Half: 16-32 50.0% 2nd half: 18-34 52.9% Game: 34-66 51.5%
3FG % 1st Half: 5-15 33.3% 2nd half: 8-21 38.1% Game: 13-36 36.1%
FT % 1st Half: 8-10 80.0% 2nd half: 5-7 71.4% Game: 13-17 76.5%

VCU 83 • 2-2

#	Player	Total		3-Ptr		Rebounds			PF	TP	A	T	Blk	Stl	Min
		FG	FGA	FG	FGA	FT	FTA	Off							
04	Tillman, Justin	r	6-11	2-3	1-2	3	4	7	2	15	0	2	1	0	29
21	Lane, Chris	r	2-3	0-0	0-0	0	0	0	2	6	0	1	0	1	14
00	Jenkins, De'Riante	g	3-11	2-7	3-5	0	2	2	1	11	3	3	1	0	34
10	Williams, Jonathan	g	3-8	0-2	3-4	1	2	3	4	9	6	4	0	2	23
13	Crowfield, Malik	g	6-10	5-7	0-0	0	2	2	3	17	0	1	0	1	33
01	Simms, Mike'L	g	4-10	0-2	1-2	3	3	6	0	9	2	1	0	2</	

Marquette Game Notes

Page 12

Official Basketball Box Score -- Game Totals -- Final Statistics

MARQUETTE vs LSU
11-22-17 3 p.m. at Lahaina Civic Center, Maui, Hawaii

MARQUETTE 94 • 3-2

#	Player	Total		3-Ptr		Rebounds			PF	TP	A	T	Bk	Stl	Min
		FG-FGA	FG-FGA	FT-FTA	Off	Def	Tot								
10	Hauser, Sam	r	6-10	5-7	3-4	0	3	3	4	20	3	2	1	0	27
12	Helldt, Matt	c	4-4	0-0	4-5	2	2	4	1	12	2	1	3	0	33
00	Howard, Markus	g	3-9	0-5	4-4	0	6	6	4	10	2	2	0	1	36
25	Cheatham, Haanif	g	1-4	1-3	2-2	1	1	2	1	5	2	1	0	0	32
30	Rowsey, Andrew	g	5-8	4-6	16-16	0	3	3	2	30	5	6	0	0	21
02	ANIM, Sacar	g	5-7	1-3	1-1	0	1	1	5	12	0	2	1	3	24
04	John, Theo	g	0-0	0-0	1-2	0	0	0	1	1	0	1	1	0	7
05	Elliott, Greg	g	2-3	0-0	0-0	0	2	2	4	4	0	1	0	1	17
23	Cain, Jamal	g	0-0	0-0	0-1	0	1	1	0	0	1	1	0	1	3
	Team				0	2	2								
	Totals		26-45	11-24	31-35	3	21	24	20	94	15	16	7	9	200

FG % 1st Half: 14-22 63.6% 2nd half: 12-23 52.2% Game: 26-45 57.8%
3FG % 1st Half: 8-14 57.1% 2nd half: 3-10 30.0% Game: 11-24 45.8%
FT % 1st Half: 10-12 83.3% 2nd half: 21-23 91.3% Game: 31-35 88.6%

LSU 84 • 3-2

#	Player	Total		3-Ptr		Rebounds			PF	TP	A	T	Bk	Stl	Min
		FG-FGA	FG-FGA	FT-FTA	Off	Def	Tot								
01	Reath, Duop	r	1-1	0-0	2-2	0	1	1	4	4	0	2	0	0	10
21	Epps, Aaron	g	1-2	0-0	0-0	0	0	0	1	2	0	0	0	0	8
03	Waters, Tremont	g	13-22	5-11	8-10	1	1	2	2	39	4	5	0	5	40
04	Mays, Skylar	g	1-3	0-2	8-8	1	4	5	5	10	2	4	1	0	34
14	Onwuasor, Randy	g	5-11	2-3	1-1	0	2	2	4	13	0	1	0	1	34
02	Rachal, Brandon	g	2-5	0-0	1-1	3	2	5	4	5	1	1	0	2	26
05	Edwards, Daryl	g	0-2	0-1	0-0	1	1	2	0	0	0	0	0	1	7
10	Alexander, Galen	g	0-0	0-0	0-0	0	1	1	1	0	0	0	0	0	5
13	Combs, Jeremy	g	0-0	0-0	0-0	0	0	0	1	0	0	0	0	0	1
35	Kliir, Mayan	g	1-1	0-0	0-0	1	0	1	0	2	0	3	0	0	7
44	Sims, Wayde	g	3-9	0-5	3-4	0	7	7	3	9	0	1	1	0	28
	Team				3	0	3								
	Totals		27-56	7-22	23-26	10	19	29	27	84	7	17	2	9	200

FG % 1st Half: 17-30 56.7% 2nd half: 10-26 38.5% Game: 27-56 48.2%
3FG % 1st Half: 5-10 50.0% 2nd half: 2-12 16.7% Game: 7-22 31.8%
FT % 1st Half: 5-6 83.3% 2nd half: 18-20 90.0% Game: 23-26 88.5%

Officials: Bill McCarthy, Lamont Simpson, D.J. Carstensen
Technical fouls: MARQUETTE-None. LSU-None.
Attendance: 2400

Score by periods	1st	2nd	Total
MARQUETTE	46	48	94
LSU	44	40	84

Points	In	Off	2nd	Fast	Break	Bench
MU	26	13	2	6	17	17
LSU	34	13	8	8	16	16

Last FG - MU 2nd-04:36, LSU 2nd-00:22.
Largest lead - MU by 15 2nd-04:36, LSU None.
MU led for 39:29, LSU led for 00:00. Game was tied for 00:30.

Score tied - 0 times.
Lead changed - 0 times.

Official Basketball Box Score -- Game Totals -- Final Statistics

Eastern Illinois vs Marquette
11/27/17 7 p.m. CT at Milwaukee, Wis. (Al McGuire Center)

Eastern Illinois 83 • 2-4

#	Player	Total		3-Ptr		Rebounds			PF	TP	A	T	Bk	Stl	Min
		FG-FGA	FG-FGA	FT-FTA	Off	Def	Tot								
25	DAMA, Muusa	r	6-9	0-0	0-0	0	1	7	5	12	0	3	1	0	21
02	LEWIS, Terrell	g	1-8	1-6	3-7	1	1	2	3	6	10	2	0	0	44
04	GOODWIN, Montell	g	5-13	2-5	0-0	0	2	2	2	12	3	2	1	1	37
10	CHAVERS, Michael	g	0-0	0-0	0-0	0	0	0	0	0	1	0	0	0	4
24	STARKS, Jajuan	g	9-13	1-2	8-9	3	5	8	2	27	0	3	0	1	41
01	JACKSON, D'Angelo	g	4-6	0-0	3-4	1	2	3	2	11	1	3	0	0	12
05	CROSSLAND, Ray	g	5-10	2-5	1-1	1	4	5	4	13	1	0	0	2	39
12	GREEN, Justice	g	0-1	0-1	0-0	0	3	3	1	0	1	0	0	0	14
21	PRICE, DeVantae	g	0-0	0-0	0-0	0	1	1	0	0	0	0	0	0	1
55	DIALLO, Aboubacar	g	1-2	0-0	0-0	0	0	0	1	2	0	0	1	0	12
	Team				0	1	1								
	Totals		31-62	6-19	15-21	12	20	32	20	83	16	16	3	4	225

FG % 1st Half: 15-26 57.7% 2nd half: 12-28 42.9% OT: 4-8 50.0% Game: 31-62 50.0%
3FG % 1st Half: 3-6 50.0% 2nd half: 1-9 11.1% OT: 2-4 50.0% Game: 6-19 31.6%
FT % 1st Half: 5-5 100.0% 2nd half: 5-7 71.4% OT: 5-9 55.6% Game: 15-21 71.4%

Marquette 86 • 4-2

#	Player	Total		3-Ptr		Rebounds			PF	TP	A	T	Bk	Stl	Min
		FG-FGA	FG-FGA	FT-FTA	Off	Def	Tot								
10	HAUSER, Sam	r	10-15	6-10	4-4	2	7	9	3	30	4	3	1	1	40
12	HELDT, Matt	c	1-1	0-0	3-4	2	3	5	3	5	0	3	1	0	23
00	HOWARD, Markus	g	5-11	2-8	2-2	0	1	1	2	14	4	2	0	0	41
02	ANIM, Sacar	g	3-9	0-1	3-4	5	2	7	2	9	1	0	0	1	29
30	ROWSEY, Andrew	g	3-8	1-5	9-12	0	4	4	3	16	5	4	0	1	34
04	JOHN, Theo	g	0-1	0-0	0-0	0	0	0	1	0	0	0	0	0	10
05	ELLIOTT, Greg	g	3-8	1-2	0-2	1	2	3	3	7	0	1	4	2	28
23	CAIN, Jamal	g	2-5	1-1	0-0	2	2	4	1	5	0	1	0	2	20
	Team				0	0	0								
	Totals		27-58	11-27	21-28	12	21	33	18	86	14	14	6	9	225

FG % 1st Half: 12-28 42.9% 2nd half: 11-23 47.8% OT: 4-7 57.1% Game: 27-58 46.6%
3FG % 1st Half: 5-15 33.3% 2nd half: 4-10 40.0% OT: 2-2 100.0% Game: 11-27 40.7%
FT % 1st Half: 6-8 75.0% 2nd half: 7-10 70.0% OT: 8-10 80.0% Game: 21-28 75.0%

Officials: Mike Roberts, Michael Stephens, Don Dally
Technical fouls: Eastern Illinois-None. Marquette-None.
Attendance: 11647

Score by periods	1st	2nd	OT	Total
Eastern Illinois	38	30	15	83
Marquette	35	33	18	86

Points	In	Off	2nd	Fast	Break	Bench
EIU	30	18	12	12	12	12
MU	28	25	8	15	12	16

Last FG - EIU OT-00:14, MU OT-00:27.
Largest lead - EIU by 11 1st-12:58, MU by 5 OT-00:20.
EIU led for 30:47, MU led for 09:45. Game was tied for 04:28.

Score tied - 8 times.
Lead changed - 9 times.

Official Basketball Box Score -- Game Totals -- Final Statistics

Chicago State vs Marquette
11/29/17 8 p.m. CT at BMO Harris Bradley Center

Chicago State 69 • 2-8

#	Player	Total		3-Ptr		Rebounds			PF	TP	A	T	Bk	Stl	Min
		FG-FGA	FG-FGA	FT-FTA	Off	Def	Tot								
03	Simmons, Delonte	r	5-7	0-0	3-4	2	7	9	3	13	0	0	0	0	31
00	Burns, Glen	g	2-4	0-0	7-9	1	3	4	11	2	5	0	2	3	37
10	Harris, Anthony	g	1-3	1-2	0-0	0	1	1	1	3	0	0	0	2	9
14	Sims, Jr., Fred	g	7-21	4-13	2-2	0	1	1	1	20	2	0	0	0	36
32	Byrd, Montana	g	1-4	1-3	2-2	1	3	4	1	5	0	0	1	0	26
02	Pruitt, Jelani	g	2-6	0-1	0-0	3	0	3	2	4	2	0	0	0	13
11	Townsen, Jr., Nathan	g	1-1	0-0	0-0	0	0	0	0	2	0	0	0	0	3
15	Henton, Simeon	g	0-1	0-0	0-0	0	1	1	0	0	1	0	0	0	4
21	Bowles, Cameron	g	0-1	0-0	0-0	0	0	0	0	0	0	0	0	0	3
30	Bell, Travon	g	0-2	0-2	0-0	0	0	0	1	0	0	2	0	0	6
33	Joyce, John	g	2-2	1-1	0-0	1	1	2	0	5	0	0	0	0	3
35	Shaw, Rob	g	3-5	0-0	0-0	0	2	2	2	6	1	3	0	0	20
42	Stephens-Holmes, Jale	g	0-1	0-0	0-0	0	2	2	0	0	0	0	0	0	9
	Team				0	2	1								
	Totals		24-58	7-22	14-17	8	22	30	17	69	8	10	1	4	200

FG % 1st Half: 15-27 55.6% 2nd half: 9-31 29.0% Game: 24-58 41.4%
3FG % 1st Half: 5-11 45.5% 2nd half: 2-11 18.2% Game: 7-22 31.8%
FT % 1st Half: 5-6 83.3% 2nd half: 9-11 81.8% Game: 14-17 82.4%

Marquette 95 • 5-2

Marquette Game Notes

Page 13

Official Basketball Box Score -- Game Totals -- Final Statistics Vermont vs Marquette 12/5/17 6 p.m. CT at BMO Harris Bradley Center

Vermont 81 • 6-3

#	Player	Total		3-Ptr		Rebounds			PF	TP	A	T	Bk	Stl	Min
		FG-FGA	FG-FGA	FT-FTA	Off	Def	Tot								
03	Lamb, Anthony	r	4-14	1-5	1-1	3	3	6	4	10	2	4	0	1	23
35	Henson, Payton	r	3-5	0-0	5-8	3	3	6	2	11	3	1	0	0	29
02	Bell-Haynes, Trae	g	4-8	0-2	0-0	1	4	5	0	8	8	3	0	2	32
20	Duncan, Ernie	g	2-8	2-8	4-5	0	2	2	1	10	1	0	0	0	26
21	Duncan, Everett	g	2-5	2-4	0-0	2	0	2	2	6	0	1	0	1	28
00	Smith, Stef	g	7-8	6-6	0-0	0	4	4	2	20	3	3	0	1	19
01	Nash, Skyler	g	0-0	0-0	0-0	0	0	0	0	0	0	0	0	0	5
14	Ward, Cam	g	3-5	2-3	0-0	0	1	1	0	8	0	0	0	0	10
25	Urquhart, Drew	g	3-6	0-1	2-2	0	2	2	4	8	2	1	0	0	19
44	Rohrer, Nate	g	0-0	0-0	0-0	0	0	0	1	0	0	0	0	0	9
Team						0	2	2							
Totals			28-59	13-29	12-16	9	21	30	16	81	19	13	0	5	200

FG % 1st Half: 14-29 48.3% 2nd half: 14-30 46.7% Game: 28-59 47.5%
3FG % 1st Half: 7-14 50.0% 2nd half: 6-15 40.0% Game: 13-29 44.8%
FT % 1st Half: 6-8 75.0% 2nd half: 6-8 75.0% Game: 12-16 75.0%

Marquette 91 • 6-3

#	Player	Total		3-Ptr		Rebounds			PF	TP	A	T	Bk	Stl	Min
		FG-FGA	FG-FGA	FT-FTA	Off	Def	Tot								
02	ANIM, Sacar	r	2-5	0-1	2-2	1	1	2	2	6	5	1	0	1	29
10	HAUSER, Sam	r	7-10	3-5	0-0	1	5	6	1	17	4	0	1	1	36
12	HELDT, Matt	c	3-4	0-0	2-2	1	1	2	3	8	1	1	2	1	25
00	HOWARD, Markus	g	11-20	6-11	6-6	1	5	6	2	34	2	1	0	1	29
05	ELLIOTT, Greg	g	1-2	0-1	0-0	0	3	3	1	2	1	3	1	1	18
04	JOHN, Theo	g	3-3	0-0	0-0	0	2	2	2	6	0	2	0	1	10
23	CAIN, Jamal	g	2-7	0-2	1-1	3	1	4	2	5	2	1	1	0	20
30	ROWSEY, Andrew	g	4-9	3-7	2-3	0	3	3	4	13	10	1	0	1	33
Team						0	2	2							
Totals			33-60	12-27	13-16	7	23	30	17	91	25	10	5	6	200

FG % 1st Half: 17-28 60.7% 2nd half: 16-32 50.0% Game: 33-60 55.0%
3FG % 1st Half: 6-12 50.0% 2nd half: 6-15 40.0% Game: 12-27 44.4%
FT % 1st Half: 2-5 40.0% 2nd half: 11-11 100.0% Game: 13-16 81.3%

Officials: Jamie Luckie, Wally Rutecki, Tom Eades
Technical fouls: Vermont-None. Marquette-None.
Attendance: 12055

Score by periods	1st	2nd	Total
Vermont	41	40	81
Marquette	42	49	91

Points	In	Off	2nd	Fast	Bench
VERMONT	Paint	T/O	Chance	Break	
MU	28	12	10	7	36
MU	36	19	7	21	24

Last FG - VERMONT 2nd-01:20, MU 2nd-03:59
Largest lead - VERMONT by 3 1st-19:47, MU by 11 2nd-17:10
VERMONT led for 00:23, MU led for 38:39, Game was tied for 00:58.

Official Basketball Box Score -- Game Totals -- Final Statistics Northern Illinois vs Marquette 12/18/17 6 p.m. CT at BMO Harris Bradley Center

Northern Illinois 70 • 6-5

#	Player	Total		3-Ptr		Rebounds			PF	TP	A	T	Bk	Stl	Min
		FG-FGA	FG-FGA	FT-FTA	Off	Def	Tot								
04	JAMES, Lacey	r	2-9	0-0	4-4	2	7	9	1	8	0	4	0	0	27
00	THORPE, Dante	g	6-10	0-1	2-4	0	4	4	4	14	3	6	0	0	32
02	DAOW, Gaigrues	g	1-2	0-0	2-4	5	3	8	3	4	0	0	1	0	22
10	GERMAN, Eugene	g	9-18	2-4	6-9	1	2	3	2	26	1	3	0	1	32
02	BRADLEY, Levi	g	1-8	1-4	5-6	1	2	3	4	8	0	2	0	2	27
05	THOMAS, Justin	g	0-0	0-1	0-0	0	1	1	2	2	0	0	0	1	23
11	MCCARTY, Noah	g	0-0	0-0	2-2	0	1	1	3	2	1	0	0	0	10
12	DEMOGERONTAS, A.	g	1-1	0-0	4-4	1	5	6	1	6	0	3	0	1	15
22	HENRY-HAYES, Rod	g	0-0	0-0	0-0	1	0	1	2	0	1	0	0	0	2
32	ZELIS, Andrew	g	0-2	0-0	0-0	1	0	1	1	0	0	0	1	0	10
Team						5	2	7							
Totals			21-55	3-10	25-33	17	27	44	23	70	6	18	2	5	200

FG % 1st Half: 12-30 40.0% 2nd half: 9-25 36.0% Game: 21-55 38.2%
3FG % 1st Half: 2-7 28.6% 2nd half: 1-3 33.3% Game: 3-10 30.0%
FT % 1st Half: 10-15 66.7% 2nd half: 15-18 83.3% Game: 25-33 75.8%

Marquette 79 • 8-3

#	Player	Total		3-Ptr		Rebounds			PF	TP	A	T	Bk	Stl	Min
		FG-FGA	FG-FGA	FT-FTA	Off	Def	Tot								
02	ANIM, Sacar	r	2-6	0-1	2-2	2	2	4	2	6	3	0	0	1	31
10	HAUSER, Sam	r	8-16	4-11	1-2	1	2	3	4	21	1	1	0	3	33
12	HELDT, Matt	c	1-2	0-0	0	2	2	4	2	2	0	0	3	2	25
00	HOWARD, Markus	g	7-19	3-12	9-9	0	3	3	2	26	4	1	0	1	37
30	ROWSEY, Andrew	g	4-9	2-5	1-3	0	2	2	3	11	3	4	1	0	24
04	JOHN, Theo	g	3-6	0-0	1-2	3	2	5	4	7	0	2	3	0	14
05	ELLIOTT, Greg	g	0-2	0-1	0-0	0	2	2	1	0	3	1	2	0	12
01	FROLING, Harry	g	0-1	0-0	0	1	2	1	0	0	1	1	0	3	3
23	CAIN, Jamal	g	3-5	0-0	0-2	2	4	6	3	6	1	1	0	2	21
Team						3	0	3							
Totals			28-66	9-30	14-20	14	20	34	24	79	15	11	10	9	200

FG % 1st Half: 16-37 43.2% 2nd half: 12-29 41.4% Game: 28-66 42.4%
3FG % 1st Half: 5-12 41.7% 2nd half: 4-18 22.2% Game: 9-30 30.0%
FT % 1st Half: 5-8 62.5% 2nd half: 9-12 75.0% Game: 14-20 70.0%

Officials: Roger Ayers, Tom Eades, Les Jones
Technical fouls: Northern Illinois-None. Marquette-None.
Attendance: 12532

Score by periods	1st	2nd	Total
Northern Illinois	36	34	70
Marquette	42	37	79

Points	In	Off	2nd	Fast	Bench
NIU	Paint	T/O	Chance	Break	
MU	24	14	10	10	13
MU	32	14	17	4	10

Last FG - NIU 2nd-00:04, MU 2nd-00:32
Largest lead - NIU by 4 2nd-14:46, MU by 14 2nd-06:00
NIU led for 05:08, MU led for 31:27, Game was tied for 03:24.

Official Basketball Box Score -- Game Totals -- Final Statistics Marquette vs Wisconsin 12/9/17 11am at Kohl Center, Madison, Wis.

Marquette 82 • 7-3, 0-0

#	Player	Total		3-Ptr		Rebounds			PF	TP	A	T	Bk	Stl	Min
		FG-FGA	FG-FGA	FT-FTA	Off	Def	Tot								
02	ANIM, Sacar	r	2-5	0-0	2-2	2	2	4	3	6	1	2	0	1	35
10	HAUSER, Sam	r	6-13	4-5	0-0	1	2	3	1	16	3	0	0	1	36
12	HELDT, Matt	c	4-5	0-0	0-0	0	5	5	2	8	0	0	2	0	30
00	HOWARD, Markus	g	9-18	4-9	1-1	1	6	7	3	23	2	3	0	0	32
30	ROWSEY, Andrew	g	6-9	5-6	7-7	0	4	4	4	24	4	2	0	0	20
04	JOHN, Theo	g	1-2	0-0	0-0	1	0	1	1	2	1	0	2	0	10
05	ELLIOTT, Greg	g	0-1	0-0	0-0	0	0	0	2	0	2	0	0	0	15
23	CAIN, Jamal	g	1-2	1-2	0-0	1	1	2	2	3	1	2	1	1	21
52	MAROTTA, Cam	g	0-0	0-0	0-0	0	1	1	0	0	0	0	0	0	1
Team						1	2	3							
Totals			29-55	14-22	10-10	7	23	30	18	82	14	9	5	3	200

FG % 1st Half: 16-32 50.0% 2nd half: 13-23 56.5% Game: 29-55 52.7%
3FG % 1st Half: 8-14 57.1% 2nd half: 6-8 75.0% Game: 14-22 63.6%
FT % 1st Half: 1-1 100.0% 2nd half: 9-9 100.0% Game: 10-10 100.0%

Wisconsin 63 • 4-7, 1-1

#	Player	Total		3-Ptr		Rebounds			PF	TP	A	T	Bk	Stl	Min
		FG-FGA	FG-FGA	FT-FTA	Off	Def	Tot								
02	Ford, Aleem	r	1-3	0-1	0-0	0	2	2	0	2	1	2	0	1	18
21	Iverson, Khalil	r	3-7	0-1	0-0	1	2	3	0	6	0	1	1	0	35
22	Happ, Ethan	r	8-15	0-0	1-3	3	6	9	1	17	4	5	1	2	36
01	Pritzl, Brevin	g	4-12	2-5	0-0	2	0	2	2	10	1	0	0	0	34
34	Davison, Brad	g	4-8	1-3	11-16	0	3	3	1	20	4	2	0	1	38
05	Moesch, Aaron	g	0-0	0-0	0-0	0	0	0	2	0	0	0	0	0	4
15	Thomas, Charles	g	0-0	0-0	0-0	1	1	2	2	0	0	0	0	0	6
20	Schlundt, T.J.	g	1-1	1-1	0-0	1									

Marquette Game Notes

Page 14

Official Basketball Box Score -- Game Totals -- Final Statistics

Xavier vs Marquette
12/27/17 7:30 p.m. at BMO Harris Bradley Center

Xavier 91 • 13-1, 1-0 BE

#	Player	Total		3-Ptr		Rebounds			PF	TP	A	To	Blk	Stl	Min
		FG-FGA	FG-FGA	FT-FTA	Off	Def	Tot								
00	JONES, Tyrrique	r	5-6	0-0	2-2	0	4	4	5	12	1	1	0	1	22
22	GATES, Kaiser	r	2-4	2-4	0-0	0	5	5	3	6	2	0	0	1	25
03	GOODIN, Quentin	g	3-4	0-0	4-4	0	1	1	0	10	5	1	0	2	25
05	BLUIETT, Trevon	g	6-16	1-8	10-11	2	4	6	1	23	8	3	0	0	34
55	MACURA, J.P.	g	5-12	1-3	4-4	2	1	3	2	15	1	2	1	1	29
01	SCRUGGS, Paul		1-3	0-2	0-0	0	1	1	0	2	4	0	0	0	16
11	KANTER, Kerem		2-3	2-3	0-0	0	5	5	1	6	0	2	0	2	11
13	MARSHALL, Naji		4-9	1-2	2-3	1	2	3	1	11	1	2	0	0	20
54	O'MARA, Sean		3-4	0-0	0-0	2	3	5	0	6	1	0	0	0	18
	Team				2	2	4								
	Totals		31-61	7-22	22-24	9	28	37	13	91	23	11	1	7	200

FG % 1st Half: 15-34 44.1% 2nd half: 16-27 59.3% Game: 31-61 50.8% Deadball Rebounds 1
3FG % 1st Half: 4-13 30.8% 2nd half: 3-9 33.3% Game: 7-22 31.8%
FT % 1st Half: 8-9 88.9% 2nd half: 14-15 93.3% Game: 22-24 91.7%

Marquette 87 • 9-4, 0-1 BE

#	Player	Total		3-Ptr		Rebounds			PF	TP	A	To	Blk	Stl	Min
		FG-FGA	FG-FGA	FT-FTA	Off	Def	Tot								
02	ANIM, Sacar	r	0-3	0-0	0-2	0	2	2	2	0	1	0	0	1	15
10	HAUSER, Sam	r	4-6	2-4	2-2	3	4	7	5	12	8	0	0	0	38
12	HELDT, Matt	c	0-1	0-0	0-0	1	0	1	1	0	1	0	0	0	13
00	HOWARD, Markus	g	6-19	1-8	0-0	0	5	5	4	13	2	4	0	0	27
30	ROWSEY, Andrew	g	11-24	6-17	3-3	0	3	3	3	31	3	2	0	2	33
04	JOHN, Theo		2-2	0-0	0-2	0	1	1	2	4	0	2	1	0	9
05	ELLIOTT, Greg		3-4	2-2	0-0	1	1	2	0	8	0	0	0	1	16
21	FROLING, Harry		1-2	0-1	1-3	5	3	8	2	3	3	2	0	0	20
23	CAIN, Jamal		5-8	4-6	2-2	2	2	4	0	16	1	0	2	4	29
	Team				0	1	1								
	Totals		32-69	15-38	8-14	12	22	34	19	87	19	10	3	8	200

FG % 1st Half: 14-32 43.8% 2nd half: 18-37 48.6% Game: 32-69 46.4% Deadball Rebounds 3
3FG % 1st Half: 6-17 35.3% 2nd half: 9-21 42.9% Game: 15-38 39.5%
FT % 1st Half: 5-5 100.0% 2nd half: 3-9 33.3% Game: 8-14 57.1%

Officials: Tim Clougherty, Pat Driscoll, Mike Eades
Technical fouls: Xavier-None. Marquette-FROLING, Harry.
Attendance: 15095

Score by periods	1st	2nd	Total
Xavier	42	49	91
Marquette	39	48	87

Points	In	Off	2nd	Fast	Bench
XU	Paint	T/O	Chance	Break	
XU	44	16	7	18	25
MU	28	12	18	11	31

Last FG - XU 2nd-01:29, MU 2nd-00:00.
Largest lead - XU by 7 2nd-06:40, MU by 5 2nd-12:36.
XU led for 24:13. MU led for 09:26. Game was tied for 06:21.

Score tied - 11 times.
Lead changed - 10 times.

Official Basketball Box Score -- Game Totals -- Final Statistics

Georgetown vs Marquette
12/30/17 3:30 p.m. at BMO Harris Bradley Center

Georgetown 65 • 10-3, 0-2 BE

#	Player	Total		3-Ptr		Rebounds			PF	TP	A	To	Blk	Stl	Min
		FG-FGA	FG-FGA	FT-FTA	Off	Def	Tot								
24	DERRICKSON, Marcus	r	6-12	3-6	5-6	4	4	8	2	20	2	4	0	0	32
15	GOVAN, Jessie	c	3-9	0-1	5-5	0	12	12	2	11	1	4	1	2	32
01	PICKETT, Jamorko	g	3-7	2-6	1-2	0	0	0	1	9	4	2	1	0	33
02	MULMORE, Jonathan	g	0-2	0-1	3-4	0	4	4	3	3	0	5	0	0	23
32	JOHNSON, Kaleb	g	5-8	0-1	2-3	2	2	4	3	12	4	4	0	0	31
00	BLAIR, Jahvon		0-1	0-0	0-0	0	1	1	1	0	1	1	0	0	9
04	MOSELY, Jagan		3-7	0-1	2-2	0	3	3	3	8	1	2	0	2	29
05	WALKER, Antwan		1-1	0-0	0-0	1	0	1	2	2	0	0	0	0	3
13	DICKERSON, Trey		0-1	0-0	0-0	0	0	0	1	0	0	3	0	0	8
	Team				2	3	5								
	Totals		21-48	5-16	18-22	9	29	38	18	65	13	25	2	6	200

FG % 1st Half: 7-20 35.0% 2nd half: 14-28 50.0% Game: 21-48 43.8% Deadball Rebounds 3
3FG % 1st Half: 1-4 25.0% 2nd half: 4-12 33.3% Game: 5-16 31.3%
FT % 1st Half: 12-13 92.3% 2nd half: 6-9 66.7% Game: 18-22 81.8%

Marquette 74 • 10-4, 1-1 BE

#	Player	Total		3-Ptr		Rebounds			PF	TP	A	To	Blk	Stl	Min
		FG-FGA	FG-FGA	FT-FTA	Off	Def	Tot								
02	ANIM, Sacar	r	2-5	0-1	3-6	3	5	8	1	7	5	0	0	2	32
10	HAUSER, Sam	r	3-10	2-5	0-0	1	3	4	2	8	2	1	1	3	35
12	HELDT, Matt	c	1-2	0-0	0-0	2	5	7	4	2	1	1	2	0	29
00	HOWARD, Markus	g	4-14	3-7	2-2	1	1	2	4	13	3	3	0	2	31
30	ROWSEY, Andrew	g	9-18	6-9	11-11	2	2	4	2	35	1	4	0	3	34
04	JOHN, Theo		0-2	0-0	1-2	0	0	0	4	1	1	1	0	0	7
05	ELLIOTT, Greg		0-0	0-0	0-0	0	0	0	0	2	0	0	0	0	6
21	FROLING, Harry		0-2	0-1	0-0	0	0	0	0	1	0	0	0	0	7
23	CAIN, Jamal		3-4	2-3	0-1	0	1	1	0	8	0	2	1	1	19
	Team				1	2	3								
	Totals		22-57	13-26	17-22	10	19	29	20	74	13	14	5	11	200

FG % 1st Half: 14-33 42.4% 2nd half: 8-24 33.3% Game: 22-57 38.6% Deadball Rebounds 1
3FG % 1st Half: 5-13 38.5% 2nd half: 8-13 61.5% Game: 13-26 50.0%
FT % 1st Half: 1-2 50.0% 2nd half: 16-20 80.0% Game: 17-22 77.3%

Officials: Michael Stephens, Earl Walton, Brian O'Connell
Technical fouls: Georgetown-WALKER, Antwan. Marquette-JOHN, Theo.
Attendance: 14889

Score by periods	1st	2nd	Total
Georgetown	27	38	65
Marquette	34	40	74

Points	In	Off	2nd	Fast	Bench
GU	Paint	T/O	Chance	Break	
GU	24	14	14	5	10
MU	18	20	13	13	9

Last FG - GU 2nd-00:51, MU 2nd-01:00.
Largest lead - GU by 2 1st-19:44, MU by 16 2nd-06:35.
GU led for 00:59. MU led for 37:27. Game was tied for 01:34.

Score tied - 2 times.
Lead changed - 3 times.

Official Basketball Box Score -- Game Totals -- Final Statistics

Marquette vs Providence College
1/3/18 6:35 p.m. at Providence, R.I. - Dunkin' Donuts Center

Marquette 95 • 11-4, 2-1

#	Player	Total		3-Ptr		Rebounds			PF	TP	A	To	Blk	Stl	Min
		FG-FGA	FG-FGA	FT-FTA	Off	Def	Tot								
02	ANIM, Sacar	r	0-1	0-0	0-0	0	1	1	5	0	1	0	0	0	9
10	HAUSER, Sam	r	4-11	1-2	0-0	3	5	8	2	9	4	2	0	2	42
12	HELDT, Matt	c	3-3	0-0	0-0	2	4	6	5	6	0	1	1	0	21
00	HOWARD, Markus	g	17-29	11-19	7-7	0	1	1	1	52	2	2	0	2	44
30	ROWSEY, Andrew	g	4-12	1-5	7-7	0	1	1	4	16	3	1	0	0	32
04	JOHN, Theo		3-7	0-0	0-0	1	0	1	2	6	0	1	0	0	15
05	ELLIOTT, Greg		1-2	0-0	0-1	1	1	2	5	2	4	1	1	2	34
21	FROLING, Harry		2-3	0-0	0-1	0	2	2	3	4	0	2	0	0	11
23	CAIN, Jamal		0-0	0-0	0-0	0	4	4	1	0	1	2	0	1	17
	Team				2	0	2								
	Totals		34-68	13-26	14-16	9	19	28	28	95	14	14	2	7	225

FG % 1st Half: 12-29 41.4% 2nd half: 16-32 50.0% OT: 6-7 85.7% Game: 34-68 50.0% Deadball Rebounds 0
3FG % 1st Half: 2-8 25.0% 2nd half: 7-13 53.8% OT: 4-5 80.0% Game: 13-26 50.0%
FT % 1st Half: 11-11 100.0% 2nd half: 3-5 60.0% OT: 0-0 0.0% Game: 14-16 87.5%

Providence College 90 • 10-6, 1-2

#	Player	Total		3-Ptr		Rebounds			PF	TP	A	To	Blk	Stl	Min
		FG-FGA	FG-FGA	FT-FTA	Off	Def	Tot								
00	WATSON, Nate	c	4-6	0-0	1-2	0	2	2	1	9	0	1	1	1	16
11	DIALLO, Alpha	g	6-9	0-1	4-5	3	5	8	4	16	3	0	1	0	33
21	LINDSEY, Jalen	g	1-2	1-2	4-4	1	2	3	1	7	1	0	1	1	45
24	CARTWRIGHT, Kyron	g	8-15	1-2	12-15	1	3	4	3	29	3	9	0	4	32
44	JACKSON, Isaiah	g	5-14	0-4	9-10	2	5	7	0	19	2	3	1	2	46
01	ASHTON-LANGFORD, M		0-3	0-2	0-0	0	0	0	3	0	2	1	0	0	13
13	YOUNG, Kalif		4-4	0-0											

Marquette Game Notes

Page 15

Official Basketball Box Score -- Game Totals -- Final Statistics

Seton Hall vs Marquette
1/9/18 8 p.m. at BMO Harris Bradley Center

Seton Hall 64 • 14-3, 3-1 BE

#	Player	Total		3-Ptr		Rebounds			PF	TP	A	T	Blk	Stl	Min
		FG-FGA	FG-FGA	FT-FTA	Off	Def	Tot								
01	NZEI, Michael	r	3-3	0-0	0-0	1	3	4	0	6	0	2	0	0	21
31	DELGADO, Angel	c	5-12	0-0	2-2	1	9	10	3	12	2	4	3	1	32
00	CARRINGTON, Khadeen	g	2-8	0-3	2-2	1	4	5	2	6	7	2	0	1	31
13	POWELL, Myles	g	3-7	2-4	0-0	0	0	0	3	8	2	2	1	0	17
20	RODRIGUEZ, Desi	g	5-15	0-2	1-2	1	2	3	1	11	6	0	0	1	32
02	WALKER, Jordan	g	0-0	0-0	0-0	0	0	0	1	0	0	1	0	0	1
04	GORDON, Eron	g	1-2	0-0	0-0	0	0	0	0	2	0	0	0	0	9
14	SANOGO, Ismael	g	6-8	2-2	0-0	2	4	6	2	14	0	0	1	0	18
21	REYNOLDS, Shavar	g	0-0	0-0	0-0	0	0	0	0	0	0	0	0	0	1
22	CALE, Myles	g	1-2	0-0	1-2	0	1	1	2	3	1	1	0	0	13
23	MAMUKELASHVILI, S.	g	0-2	0-2	0-0	1	1	2	0	0	1	0	0	0	8
25	FLORY, Philip	g	0-0	0-0	2-2	0	0	0	0	2	0	0	0	0	3
Team						1	1	2							
Totals			26-59	4-13	8-10	8	25	33	14	64	19	12	5	3	200

FG % 1st Half: 15-31 48.4% 2nd half: 11-28 39.3% Game: 26-59 44.1%
3FG % 1st Half: 1-5 20.0% 2nd half: 3-8 37.5% Game: 4-13 30.8%
FT % 1st Half: 1-2 50.0% 2nd half: 7-8 87.5% Game: 8-10 80.0%

Marquette 84 • 12-5, 3-2 BE

#	Player	Total		3-Ptr		Rebounds			PF	TP	A	T	Blk	Stl	Min
		FG-FGA	FG-FGA	FT-FTA	Off	Def	Tot								
02	ANIM, Sacar	r	1-6	0-1	1-1	1	1	2	3	3	2	0	0	1	21
10	HAUSER, Sam	r	5-11	4-9	0-0	1	7	8	0	14	1	0	1	1	32
12	HELDT, Matt	c	4-5	0-0	1-1	2	5	7	2	9	0	0	0	1	23
00	HOWARD, Markus	g	5-11	2-5	0-0	1	1	2	1	12	3	1	0	0	30
30	ROWSEY, Andrew	g	10-18	4-8	7-7	1	4	5	2	31	3	2	0	1	34
04	JOHN, Theo	g	3-7	0-0	0-0	1	1	2	1	6	0	1	1	1	17
05	ELLIOTT, Greg	g	2-3	1-1	4-4	2	3	5	1	9	3	0	0	1	25
21	FROLING, Harry	g	0-5	0-2	0-0	1	1	2	0	2	2	0	0	0	8
23	CAIN, Jamal	g	0-2	0-1	0-0	0	3	3	2	0	0	0	0	0	10
Team						2	0	2							
Totals			30-68	11-27	13-13	12	26	38	14	84	14	6	2	5	200

FG % 1st Half: 16-37 43.2% 2nd half: 11-28 39.3% Game: 30-68 44.1%
3FG % 1st Half: 5-15 33.3% 2nd half: 6-12 50.0% Game: 11-27 40.7%
FT % 1st Half: 3-3 100.0% 2nd half: 10-10 100.0% Game: 13-13 100.0%

Officials: Michael Stephens, Lamar Simpson, Roger Ayers
Technical fouls: Seton Hall-None. Marquette-None.
Attendance: 12901

Score by periods	1st	2nd	Total
Seton Hall	32	32	64
Marquette	40	44	84

Points	In	Off	2nd	Fast	Bench
HALL	32	4	5	6	21
MU	28	18	17	25	15

Last FG - HALL 2nd-01:48, MU 2nd-01:21.
Largest lead - HALL by 5 1st-15:52, MU by 23 2nd-03:00.
HALL led for 05:36. MU led for 32:51. Game was tied for 01:33.

Score tied - 2 times.
Lead changed - 1 time.

Official Basketball Box Score -- Game Totals -- Final Statistics

Marquette vs Butler
1/12/18 6:30pm at Indianapolis, Ind. -- Hinkle Fieldhouse

Marquette 83 • 12-6, 3-3 BE

#	Player	Total		3-Ptr		Rebounds			PF	TP	A	T	Blk	Stl	Min
		FG-FGA	FG-FGA	FT-FTA	Off	Def	Tot								
10	HAUSER, Sam	r	11-17	6-9	2-2	1	5	6	1	30	1	0	0	0	39
12	HELDT, Matt	c	0-1	0-0	0-0	1	0	1	1	0	2	2	0	0	10
00	HOWARD, Markus	g	5-10	0-4	4-4	0	0	0	2	14	3	2	0	0	33
02	ANIM, Sacar	g	2-4	0-0	3-6	2	2	4	1	7	1	1	0	0	17
30	ROWSEY, Andrew	g	3-11	3-6	8-9	0	4	4	2	17	5	3	0	0	37
04	JOHN, Theo	g	4-5	0-0	0-0	0	2	2	2	8	0	0	0	0	16
05	ELLIOTT, Greg	g	2-6	1-2	0-0	0	2	2	2	5	1	2	1	0	26
21	FROLING, Harry	g	1-3	0-1	0-0	1	4	5	1	2	1	0	0	0	11
23	CAIN, Jamal	g	0-0	0-0	0-0	0	2	2	0	0	0	0	1	0	11
52	MAROTTA, Cam	g	0-0	0-0	0-0	0	0	0	0	0	0	0	0	0	0+
Team						3	1	4							
Totals			28-57	10-22	17-21	8	22	30	12	83	14	10	2	0	200

FG % 1st Half: 14-31 45.2% 2nd half: 14-26 53.8% Game: 28-57 49.1%
3FG % 1st Half: 6-11 54.5% 2nd half: 4-11 36.4% Game: 10-22 45.5%
FT % 1st Half: 4-5 80.0% 2nd half: 13-16 81.3% Game: 17-21 81.0%

Butler 94 • 13-6, 3-3 BE

#	Player	Total		3-Ptr		Rebounds			PF	TP	A	T	Blk	Stl	Min
		FG-FGA	FG-FGA	FT-FTA	Off	Def	Tot								
04	WIDEMAN, Tyler	r	7-10	0-0	2-2	1	1	2	2	16	1	0	2	0	20
30	MARTIN, Kelan	r	12-17	4-6	9-9	0	7	7	3	37	3	0	1	0	35
02	THOMPSON, Aaron	g	1-4	0-1	0-0	0	0	0	4	2	4	1	0	1	19
03	BALDWIN, Kamar	g	9-14	1-1	0-0	0	5	5	3	19	4	1	0	2	38
05	JORGENSEN, Paul	g	4-10	1-6	1-3	1	3	4	2	10	6	0	0	2	35
20	BADDLEY, Henry	g	0-1	0-1	0-0	0	1	1	0	0	0	0	2	1	13
22	McDERMOTT, Sean	g	2-4	0-1	0-0	1	1	2	4	1	0	1	0	0	21
51	HOWLER, Nate	g	3-4	0-1	0-0	0	1	1	2	6	0	1	0	0	19
Team						2	3	5							
Totals			38-64	6-17	12-14	5	22	27	16	94	19	3	6	6	200

FG % 1st Half: 19-30 63.3% 2nd half: 19-34 55.9% Game: 38-64 59.4%
3FG % 1st Half: 2-7 28.6% 2nd half: 4-10 40.0% Game: 6-17 35.3%
FT % 1st Half: 4-4 100.0% 2nd half: 8-10 80.0% Game: 12-14 85.7%

Officials: Ed Corbett, John Gaffney, James Luckie
Technical fouls: Marquette-None. Butler-None.
Attendance: 8911

Score by periods	1st	2nd	Total
Marquette	38	45	83
Butler	44	50	94

Points	In	Off	2nd	Fast	Bench
MU	28	6	7	0	15
BUTLER	60	11	9	8	10

Last FG - MU 2nd-00:28, BUTLER 2nd-00:28.
Largest lead - MU by 7 2nd-10:06, BUTLER by 14 1st-01:54.
MU led for 03:38. BUTLER led for 35:08. Game was tied for 01:13.

Score tied - 2 times.
Lead changed - 10 times.

Official Basketball Box Score -- Game Totals -- Final Statistics

DePaul vs Marquette
1/15/18 8 p.m. at BMO Harris Bradley Center

DePaul 52 • 8-10, 1-5 BE

#	Player	Total		3-Ptr		Rebounds			PF	TP	A	T	Blk	Stl	Min
		FG-FGA	FG-FGA	FT-FTA	Off	Def	Tot								
10	McCALLUM, Tre'Darius	r	3-10	0-1	0-0	2	1	3	2	6	1	1	0	2	20
34	MARIC, Marin	c	3-6	0-0	0-0	3	5	8	1	6	1	5	1	0	27
04	CYRUS, Brandon	g	5-11	1-2	4-4	1	1	2	1	15	0	2	0	1	31
11	CAIN, Eli	g	2-10	0-1	1-2	1	4	5	2	5	2	1	0	1	31
31	STRUS, Max	g	3-12	1-4	3-3	2	5	7	2	10	4	3	0	2	34
00	ROBERTS, Justin	g	1-3	0-2	2-2	0	0	0	0	4	3	3	0	0	11
01	GRANDSTAFF, Austin	g	0-3	0-2	0-0	0	0	0	1	0	1	2	0	0	10
15	REED, Paul	g	2-7	0-0	0-0	3	5	8	3	4	0	0	2	1	17
22	DWUMAHAH, Tobias	g	0-0	0-0	0-0	0	0	0	0	0	0	0	0	0	2
30	RYCKBOSCH, Peter	g	1-4	0-0	0-0	3	0	3	4	2	0	0	0	1	11
33	HANEL, Joe	g	0-1	0-0	0-0	0	0	0	0	0	1	0	0	0	6
Team						2	3	5							
Totals			20-67	2-12	10-11	17	24	41	16	52	13	17	3	8	200

FG % 1st Half: 6-33 18.2% 2nd half: 14-34 41.2% Game: 20-67 29.9%
3FG % 1st Half: 0-4 0.0% 2nd half: 2-8 25.0% Game: 2-12 16.7%
FT % 1st Half: 9-9 100.0% 2nd half: 1-2 50.0% Game: 10-11 90.9%

Marquette 70 • 13-6, 4-3 BE

#	Player	Total		3-Ptr		Rebounds			PF	TP	A	T	Blk	Stl	Min
		FG-FGA	FG-FGA	FT-FTA	Off	Def	Tot								
02	ANIM, Sacar	r	3-4	0-0	0-0	0	1	1	4	6	0	2	0	2	20
10	HAUSER, Sam	r	6-12	5-10	2-3	0	7	7	1	19	1	0	2	2	27
12	HELDT, Matt														

Marquette Game Notes

Page 16

Official Basketball Box Score -- Game Totals -- Final Statistics

Villanova vs Marquette
1/28/18 12 p.m. CT at BMO Harris Bradley Center

Villanova 85 • 20-1, 7-1 BE

#	Player	Total		3-Ptr		Rebounds			PF	TP	A	T	Blk	Stl	Min
		FG-FGA	FG-FGA	FT-FTA	Off	Def	Tot								
04	PASCHALL, Eric	r	4-5	2-2	0-0	2	7	9	3	10	1	4	0	1	33
14	SPELLMAN, Omari	r	1-5	0-1	0-0	1	5	6	0	2	1	1	0	0	29
01	BRUNSON, Jalen	g	10-21	1-4	10-11	2	3	5	2	31	1	0	0	1	34
10	DIVINCENZO, Donte	g	9-16	3-9	2-5	1	3	4	2	23	2	2	1	1	32
25	BRIDGES, Mikal	g	4-8	1-4	7-7	1	3	4	1	16	2	1	2	2	38
02	GILLESPIE, Collin	g	1-4	1-4	0-1	0	0	0	2	3	1	2	0	1	19
21	COSBY-ROUNDTREE, D	g	0-1	0-0	0-0	2	0	2	4	0	0	0	1	0	15
Team						3	0	3			1				
Totals			29-60	8-24	19-24	12	21	33	14	85	8	11	4	6	200

FG % 1st Half: 17-33 51.5% 2nd half: 12-27 44.4% Game: 29-60 48.3%
3FG % 1st Half: 6-14 42.9% 2nd half: 2-10 20.0% Game: 8-24 33.3%
FT % 1st Half: 9-11 81.8% 2nd half: 10-13 76.9% Game: 19-24 79.2%

Deadball Rebounds 3.1

Marquette 82 • 13-8, 4-5 BE

#	Player	Total		3-Ptr		Rebounds			PF	TP	A	T	Blk	Stl	Min
		FG-FGA	FG-FGA	FT-FTA	Off	Def	Tot								
02	ANIM, Sacar	r	7-9	0-0	0-0	2	1	3	4	14	3	3	0	0	32
10	HAUSER, Sam	r	2-6	1-3	0-0	2	5	7	2	5	6	1	1	1	37
21	FROLING, Harry	c	5-5	0-0	1-1	2	0	2	3	11	2	2	0	1	27
00	HOWARD, Markus	g	5-18	3-9	0-1	0	2	2	4	13	3	3	0	1	24
30	ROWSEY, Andrew	g	8-16	5-9	8-9	0	1	1	4	29	3	1	0	1	33
04	JOHN, Theo	g	0-2	0-0	0-0	1	1	2	0	0	0	0	0	0	3
05	ELLIOTT, Greg	g	0-0	0-0	0-0	0	1	1	2	0	1	0	0	0	14
12	HELDT, Matt	g	1-1	0-0	0-0	1	1	2	2	2	0	0	0	0	8
23	CAIN, Jamal	g	3-4	2-3	0-1	0	5	5	1	8	0	1	0	1	22
Team						2	3	5			1				
Totals			31-61	11-24	9-12	10	20	30	22	82	18	12	1	5	200

FG % 1st Half: 17-31 54.8% 2nd half: 14-30 46.7% Game: 31-61 50.8%
3FG % 1st Half: 7-14 50.0% 2nd half: 4-10 40.0% Game: 11-24 45.8%
FT % 1st Half: 3-4 75.0% 2nd half: 6-8 75.0% Game: 9-12 75.0%

Deadball Rebounds 1.1

Officials: Pat Driscoll, Jeffrey Anderson, Tony Chiazza
Technical fouls: Villanova-None. Marquette-None.
Attendance: 17120

Score by periods	1st	2nd	Total
Villanova	49	36	85
Marquette	44	38	82

Points	In	Off	2nd	Fast	Bench
	Paint	T/O	Chance	Break	
VU	32	17	11	12	3
MU	38	12	14	9	10

Last FG - VU 2nd-00:15, MU 2nd-00:01.
Largest lead - VU by 12 1st-09:03, MU by 2 1st-02:26.
VU led for 37:48. MU led for 01:09. Game was tied for 01:03.

Score tied - 4 times.
Lead changed - 6 times.

Official Basketball Box Score -- Game Totals -- Final Statistics

Providence vs Marquette
2/3/18 1:30 p.m. at BMO Harris Bradley Center

Providence 77 • 15-8, 6-4 BE

#	Player	Total		3-Ptr		Rebounds			PF	TP	A	T	Blk	Stl	Min
		FG-FGA	FG-FGA	FT-FTA	Off	Def	Tot								
05	BULLOCK, Rodney	f	2-6	0-1	7-8	3	1	4	5	11	0	2	0	2	30
13	YOUNG, Kalif	f	1-2	0-0	0-2	0	0	0	5	2	1	0	1	0	9
11	DIALLO, Alpha	g	6-11	0-1	4-6	1	2	3	16	1	2	1	1	35	
24	LINDSEY, Jalen	g	4-9	3-7	0-0	0	2	2	3	11	1	0	0	1	39
24	CARTWRIGHT, Kyron	g	5-11	0-2	5-7	0	8	8	2	15	3	2	0	2	35
00	WATSON, Nate	g	2-4	0-0	2-2	0	1	1	1	6	0	1	0	0	9
01	ASHTON-LANGFORD, M	g	0-0	0-0	2-2	0	1	1	0	2	0	0	0	1	5
04	WHITE, Maliek	g	0-3	0-1	1-4	0	0	0	0	1	1	1	0	0	12
44	JACKSON, Isaiah	g	4-8	0-1	5-7	1	6	7	3	13	1	2	0	0	26
Team						3	4	7			8	10	2	7	200

FG % 1st Half: 15-31 48.4% 2nd half: 9-23 39.1% Game: 24-54 44.4%
3FG % 1st Half: 3-10 30.0% 2nd half: 0-3 0.0% Game: 3-13 23.1%
FT % 1st Half: 4-5 80.0% 2nd half: 22-33 66.7% Game: 26-38 68.4%

Deadball Rebounds 8

Marquette 75 • 13-10, 4-7 BE

#	Player	Total		3-Ptr		Rebounds			PF	TP	A	T	Blk	Stl	Min
		FG-FGA	FG-FGA	FT-FTA	Off	Def	Tot								
02	ANIM, Sacar	f	3-8	1-2	1-3	1	0	1	5	8	1	2	0	0	35
10	HAUSER, Sam	f	6-10	1-5	2-2	0	5	5	4	15	4	3	1	0	34
21	FROLING, Harry	c	1-1	0-0	0-0	0	0	0	2	1	0	0	0	1	9
00	HOWARD, Markus	c	4-15	1-6	7-8	0	9	9	2	16	4	4	0	2	39
30	ROWSEY, Andrew	g	2-5	0-1	3-3	0	3	3	5	7	3	2	0	0	24
04	JOHN, Theo	g	6-6	0-0	2-3	1	5	6	2	14	0	1	5	1	24
05	ELLIOTT, Greg	g	3-5	1-2	6-6	1	2	3	4	13	0	1	1	0	22
12	HELDT, Matt	g	0-0	0-0	0-0	0	0	0	2	0	0	1	0	1	5
23	CAIN, Jamal	g	0-1	0-0	0-0	0	1	1	0	0	0	0	0	0	8
Team						0	0	0			1				
Totals			25-51	4-16	21-25	3	25	28	24	75	13	14	8	4	200

FG % 1st Half: 16-27 59.3% 2nd half: 9-24 37.5% Game: 25-51 49.0%
3FG % 1st Half: 4-8 50.0% 2nd half: 0-8 0.0% Game: 4-16 25.0%
FT % 1st Half: 2-6 33.3% 2nd half: 19-19 100.0% Game: 21-25 84.0%

Deadball Rebounds 2.1

Officials: James Breeding, Mike Roberts, Wally Rutecki
Technical fouls: Providence-None. Marquette-None.
Attendance: 18958

Score by periods	1st	2nd	Total
Providence	37	40	77
Marquette	38	37	75

Points	In	Off	2nd	Fast	Bench
	Paint	T/O	Chance	Break	
PC	30	17	6	10	22
MU	36	15	5	9	27

Last FG - PC 2nd-02:50, MU 2nd-00:06.
Largest lead - PC by 11 2nd-04:53, MU by 7 1st-17:17.
PC led for 17:59. MU led for 20:51. Game was tied for 01:10.

Score tied - 5 times.
Lead changed - 11 times.

Official Basketball Box Score -- Game Totals -- Final Statistics

Butler vs Marquette
1/31/18 8 p.m. CT at BMO Harris Bradley Center

Butler 92 • 16-7, 6-4 BE

#	Player	Total		3-Ptr		Rebounds			PF	TP	A	T	Blk	Stl	Min
		FG-FGA	FG-FGA	FT-FTA	Off	Def	Tot								
04	WIDEMAN, Tyler	r	8-9	0-0	7-7	4	5	9	1	23	0	2	1	1	21
30	MARTIN, Kelan	r	5-14	3-5	3-3	1	6	7	3	16	3	3	0	0	32
02	THOMPSON, Aaron	g	5-8	1-2	0-2	0	1	1	3	11	2	2	0	1	21
03	BALDWIN, Kamar	g	7-11	0-1	1-2	0	5	5	3	15	5	2	0	1	28
05	JORGENSEN, Paul	g	2-6	1-3	0-0	0	1	1	2	5	3	2	0	0	28
00	DONOVAN, Campbell	g	0-0	0-0	0-0	0	0	0	0	0	0	0	0	0	2
20	BADDLEY, Henry	g	1-1	0-0	0-0	0	2	2	0	2	2	0	0	0	20
21	GILLESPIE, Collin	g	0-0	0-0	1-2	0	0	0	0	1	0	0	0	0	2
22	McDERMOTT, Sean	g	3-3	3-3	4-4	0	1	1	2	13	1	1	0	3	23
25	DAVID, Christian	g	0-1	0-0	0-0	0	1	1	1	0	0	0	0	0	5
50	BRUNK, Joey	g	1-1	0-0	0-0	0	0	0	0	2	0	1	0	0	3
51	FOWLER, Nate	g	1-1	0-0	2-2	0	1	1	2	4	1	1	0	0	15
Team						3	1	4			1				
Totals			33-55	8-14	18-22	8	24	32	17	92	17	15	1	6	200

FG % 1st Half: 18-31 58.1% 2nd half: 15-24 62.5% Game: 33-55 60.0%
3FG % 1st Half: 4-8 50.0% 2nd half: 4-6 66.7% Game: 8-14 57.1%
FT % 1st Half: 3-4 75.0% 2nd half: 15-18 83.3% Game: 18-22 81.8%

Deadball Rebounds 1.1

Marquette 72 • 13-9, 4-6 BE

#	Player	Total		3-Ptr		Rebounds			PF	TP	A	T	Blk	Stl	Min
		FG-FGA	FG-FGA	FT-FTA	Off	Def	Tot								
02	ANIM, Sacar	r	5-6	1-1	4-4	1	0	1	3	15	1	2	0	2	26
10	HAUSER, Sam	r	4-10	0-2	2-4	2	2	4	2	10	2	1	0	2	28
21	FROLING, Harry	c	2-3	0-1	0-0	0	2	2	1	4	1	2	1	0	18
00	HOWARD, Markus	g	8-16	3-7	7-8	0	2	2	5	26	1	5	0	2	38
30	ROWSEY, Andrew	g	0-6	0-4	0-0	0	1	1	0	0	2	3	0	1	

Marquette Game Notes

Page 17

Official Basketball Box Score -- Game Totals -- Final Statistics Marquette vs St. John's 2/10/18 12 p.m. at Queens, N.Y. (Carnesecca Arena)

Marquette 78 • 14-11 (5-8)

#	Player	Total			3-Ptr			Rebounds			PF	TP	A	T	O	Bk	Stl	Min
		FG	FGA	FT	FTA	Off	Def	Off	Def	Tot								
10	HAUSER, Sam	f	7-11	4-6	0-0	0	7	7	3	18	3	1	0	2			39	
12	HELDT, Matt	c	1-2	0-0	0-0	0	3	3	5	2	0	0	0	0			21	
00	HOWARD, Markus	g	6-19	2-8	4-5	1	5	6	2	18	2	2	0	2			38	
02	ANIM, Sacar	g	2-7	0-0	0-0	3	0	3	4	4	0	2	0	1			28	
30	ROWSEY, Andrew	g	11-26	6-15	6-7	1	6	7	3	34	6	0	1	2			38	
05	ELLIOTT, Greg	g	1-1	0-0	0-0	0	0	0	2	2	0	2	0	0			10	
21	FROLING, Harry	g	0-2	0-0	0-0	1	0	1	2	0	0	1	0	0			11	
23	CAIN, Jamal	g	0-1	0-1	0-0	1	0	1	2	0	1	2	0	0			15	
Team						2	1	3										
Totals			28-69	12-30	10-12	9	22	31	23	78	12	10	1	7			200	
FG % 1st Half:		10-29	34.5%	2nd half:	18-40	45.0%	Game:		28-69	40.6%	Deadball						Rebounds	
3FG % 1st Half:		4-13	30.8%	2nd half:	8-17	47.1%	Game:		12-30	40.0%	Rebounds						0	
FT % 1st Half:		8-10	80.0%	2nd half:	2-2	100.0%	Game:		10-12	83.3%	Rebounds						0	

St. John's 86 • 13-13 (2-11)

#	Player	Total			3-Ptr			Rebounds			PF	TP	A	T	O	Bk	Stl	Min
		FG	FGA	FT	FTA	Off	Def	Off	Def	Tot								
01	AHMED, Bashir	f	3-6	1-3	1-3	0	7	7	3	8	2	1	0	1			38	
11	OWENS, Tariq	f	4-6	1-3	0-0	2	1	3	4	9	1	1	1	1			26	
13	CLARK II, Marvin	f	3-5	2-4	1-2	0	9	9	3	9	0	1	0	0			38	
02	PONDS, Shamorie	g	16-23	4-7	8-9	0	4	4	2	44	2	8	0	1			40	
05	SIMON, Justin	g	4-8	0-1	8-14	1	10	11	2	16	6	4	2	2			37	
12	TRIMBLE JR, Bryan	g	0-2	0-2	0-0	0	0	0	1	0	0	0	0	0			21	
Team						1	2	3										
Totals			30-50	8-20	18-28	4	33	37	15	86	11	15	3	5			200	
FG % 1st Half:		14-29	48.3%	2nd half:	16-21	76.2%	Game:		30-50	60.0%	Deadball						Rebounds	
3FG % 1st Half:		2-11	18.2%	2nd half:	6-9	66.7%	Game:		8-20	40.0%	Rebounds						4.1	
FT % 1st Half:		4-5	80.0%	2nd half:	14-23	60.9%	Game:		18-28	64.3%	Rebounds						0	

Officials: Michael Stephens, Jeff Clark, Nathan Farrell
 Technical fouls: Marquette-None. St. John's-None.
 Attendance: 5602
 Ponds set Carnesecca Arena scoring record with 44 points
 Broke Malik Sealy's record of 43 on 11/24/90 vs. CCSU

Score by periods	1st	2nd	Total
Marquette	32	46	78
St. John's	34	52	86

Last FG - MU 2nd-00:19, SJU 2nd-02:07.
 Largest lead - MU by 7 1st-07:04, SJU by 12 2nd-01:41.
 MU led for 13:18, SJU led for 23:56. Game was tied for 02:46.

Score tied - 4 times.
 Lead changed - 5 times.

Official Basketball Box Score -- Game Totals -- Final Statistics Marquette vs Creighton 02-17-18 9:15 p.m. at Omaha, Neb. (CenturyLink Center Omaha)

Marquette 90 • 15-11, 6-8 BE

#	Player	Total			3-Ptr			Rebounds			PF	TP	A	T	O	Bk	Stl	Min
		FG	FGA	FT	FTA	Off	Def	Off	Def	Tot								
02	ANIM, Sacar	f	11-16	2-4	2-5	2	0	2	2	26	4	3	0	0			37	
10	HAUSER, Sam	f	6-12	1-2	2-2	1	7	8	1	15	3	2	0	0			30	
12	HELDT, Matt	c	3-4	0-0	1-1	2	3	5	4	7	1	0	1	0			33	
00	HOWARD, Markus	g	2-2	2-2	0-0	0	0	0	0	6	1	3	0	1			13	
30	ROWSEY, Andrew	g	8-20	3-12	2-3	1	4	5	3	21	8	1	0	0			39	
04	JOHN, Theo	g	0-1	0-0	0-0	2	0	2	1	0	0	0	1	1			8	
05	ELLIOTT, Greg	g	4-5	2-3	0-0	2	3	5	3	10	1	0	0	1			17	
21	FROLING, Harry	g	0-0	0-0	0-0	0	0	0	0	0	0	0	0	0			6	
23	CAIN, Jamal	g	2-4	1-2	0-0	1	2	3	0	5	0	2	0	2			17	
Team						2	1	3										
Totals			36-64	11-25	7-11	13	20	33	15	90	18	12	1	5			200	
FG % 1st Half:		16-30	53.3%	2nd half:	20-34	58.8%	Game:		36-64	56.3%	Deadball						Rebounds	
3FG % 1st Half:		6-13	46.2%	2nd half:	5-12	41.7%	Game:		11-25	44.0%	Rebounds						3	
FT % 1st Half:		3-6	50.0%	2nd half:	4-5	80.0%	Game:		7-11	63.6%	Rebounds						0	

Creighton 86 • 19-8, 8-6 BE

#	Player	Total			3-Ptr			Rebounds			PF	TP	A	T	O	Bk	Stl	Min
		FG	FGA	FT	FTA	Off	Def	Off	Def	Tot								
04	HARRELL JR., Ronnie	f	2-7	0-1	2-2	0	6	6	1	6	6	0	0	0			30	
32	HEGNER, Toby	f	3-4	2-2	2-2	3	1	4	0	10	1	1	1	0			32	
00	FOSTER, Marcus	g	4-11	2-6	2-2	1	3	4	3	12	4	4	0	0			28	
01	MINTZ, Davion	g	1-4	1-3	3-4	0	2	2	0	6	1	2	0	1			15	
05	ALEXANDER, Ty-Shon	g	11-17	3-7	1-2	1	0	1	1	26	2	1	0	2			38	
11	CLEMENT, Tyler	g	2-2	1-1	1-3	0	2	2	1	6	4	1	0	0			20	
05	ALEXANDER, Ty-Shon	g	1-3	1-2	0-0	0	0	0	5	3	6	1	0	0			17	
24	BALLOCK, Mitch	g	1-2	1-2	0-0	0	1	1	0	3	2	0	0	1			12	
41	EPPELSON, Jacob	g	7-7	0-0	0-0	0	1	1	2	14	0	0	0	0			8	
Team						1	0	1										
Totals			32-57	11-24	11-15	6	16	22	13	86	26	10	1	4			200	
FG % 1st Half:		19-27	70.4%	2nd half:	13-30	43.3%	Game:		32-57	56.1%	Deadball						Rebounds	
3FG % 1st Half:		6-10	60.0%	2nd half:	5-14	35.7%	Game:		11-24	45.8%	Rebounds						3	
FT % 1st Half:		9-13	69.2%	2nd half:	2-2	100.0%	Game:		11-15	73.3%	Rebounds						0	

Officials: Ed Corbett, Joe Lindsay, Earl Walton
 Technical fouls: Marquette-TEAM. Creighton-None.
 Attendance: 18495
 10th-largest home crowd in school history.
 Fouled out: Home #11 with 6.0 left in 2nd half.

Score by periods	1st	2nd	Total
Marquette	41	49	90
Creighton	53	33	86

Last FG - MU 2nd-01:14, CU 2nd-01:28.
 Largest lead - MU by 7 1st-14:22, CU by 16 1st-01:33.
 MU led for 10:32, CU led for 23:16. Game was tied for 06:10.

Score tied - 11 times.
 Lead changed - 12 times.

Official Basketball Box Score -- Game Totals -- Final Statistics St. John's vs Marquette 2/21/18 7:30 p.m. at BMO Harris Bradley Center

St. John's 73 • 14-14, 3-12 BE

#	Player	Total			3-Ptr			Rebounds			PF	TP	A	T	O	Bk	Stl	Min
		FG	FGA	FT	FTA	Off	Def	Off	Def	Tot								
11	OWENS, Tariq	f	2-7	0-2	1-2	1	1	2	2	5	0	0	3	0			31	
13	CLARK II, Marvin	f	5-13	1-6	1-1	1	5	6	2	12	2	2	0	2			33	
01	AHMED, Bashir	g	2-4	0-2	0-1	1	1	2	4	4	1	0	0	1			22	
02	PONDS, Shamorie	g	5-18	4-7	5-5	2	5	7	0	19	6	5	1	3			38	
05	SIMON, Justin	g	5-8	1-2	3-4	0	5	5	2	14	6	5	1	1			39	
10	ALIBEGOVIC, Amar	g	0-0	0-0	0-0	0	0	0	0	0	0	0	0	0			5	
12	TRIMBLE JR, Bryan	g	7-9	5-7	0-1	1	4	5	1	19	1	0	1	0			32	
Team						0	0	0										
Totals			26-59	11-26	10-14	6	21	27	11	73	16	12	6	7			200	
FG % 1st Half:		14-32	43.8%	2nd half:	12-27	44.4%	Game:		26-59	44.1%	Deadball						Rebounds	
3FG % 1st Half:		5-16	31.3%	2nd half:	6-10	60.0%	Game:		11-26	42.3%	Rebounds						2	
FT % 1st Half:		1-3	33.3%	2nd half:	9-11	81.8%	Game:		10-14	71.4%	Rebounds						0	

Marquette 85 • 16-11, 7-8 BE

#	Player	Total			3-Ptr			Rebounds			PF	TP	A	T	O	Bk	Stl	Min
		FG	FGA	FT	FTA	Off	Def	Off	Def	Tot								
02	ANIM, Sacar	f	4-13	0-1	3-3	4	2	6	2	11	4	3	0	2			37	
10	HAUSER, Sam	f	9-14	5-7	1-2	0	3	3	2	24	5	2	0	2			30	
12	HELDT, Matt	c	0-3	0-0	2-2	1												

Marquette Game Notes

Page 18

Official Basketball Box Score -- Game Totals -- Final Statistics
 Marquette vs Georgetown
 02/26/18 7 p.m. at Washington, D.C. (Capital One Arena)

Marquette 90 • 17-12, 8-9 BE

#	Player	Total			3-Ptr			Rebounds			PF	TP	A	T	Blk	Stl	Min
		FG	FGA	FT	FTA	Off	Def	Off	Def	Off							
02	ANIM, Sacar	f	0-2	0-1	1-2	1	0	1	2	1	1	3	0	2	33		
10	HAUSER, Sam	f	10-14	7-8	1-3	0	6	6	3	28	1	0	0	0	43		
12	HELDT, Matt	c	1-2	0-0	0-0	5	5	10	4	2	2	1	1	0	29		
00	HOWARD, Markus	g	5-10	4-6	2-2	0	1	1	3	16	3	3	0	4	36		
30	ROWSEY, Andrew	g	10-22	4-11	4-4	0	4	4	3	28	10	3	1	1	43		
04	JOHN, Theo	g	1-1	0-0	0-0	0	1	1	4	2	0	0	0	7			
05	ELLIOTT, Greg	g	1-2	0-0	0-0	0	0	0	0	2	2	1	0	7			
21	FROLING, Harry	g	2-3	2-3	0-0	0	1	1	6	0	0	0	0	9			
23	CAIN, Jamal	g	2-7	1-2	0-0	0	5	5	2	5	3	3	0	1	18		
	Team					4	1	5									
Totals			32-63	18-31	8-11	10	24	34	22	90	22	14	2	8	225		
FG % 1st Half:		15-28	53.6%	2nd half:	14-29	48.3%	OT:	3-6	50.0%	Game:	32-63	50.8%	Deadball				
3FG % 1st Half:		8-12	66.7%	2nd half:	8-15	53.3%	OT:	2-4	50.0%	Game:	18-31	58.1%	Rebounds				
FT % 1st Half:		2-5	40.0%	2nd half:	2-2	100.0%	OT:	4-4	100.0%	Game:	8-11	72.7%	1				

Georgetown 86 • 15-13, 5-12 BE

#	Player	Total			3-Ptr			Rebounds			PF	TP	A	T	Blk	Stl	Min
		FG	FGA	FT	FTA	Off	Def	Off	Def	Off							
24	DERRICKSON, Marcus	f	5-9	2-3	3-3	1	3	4	4	15	3	3	0	1	36		
32	JOHNSON, Caleb	f	0-2	0-1	2-2	1	2	3	2	2	2	1	0	1	26		
15	GOVAN, Jessie	c	10-20	2-5	3-4	2	7	9	3	25	5	0	0	1	43		
01	PICKETT, Jamorko	g	2-7	1-4	2-2	0	6	6	0	7	1	4	1	0	35		
02	MULMORE, Jonathan	g	4-6	1-2	6-7	1	1	2	3	15	4	1	2	3	30		
00	BLAIR, Jahvon	g	3-5	3-5	7-8	1	0	1	0	16	3	2	0	0	20		
04	MOSELY, Jagan	g	0-1	0-1	1-2	0	1	1	1	1	0	2	1	3	20		
13	DICKERSON, Trey	g	2-7	1-2	0-1	1	1	2	4	5	2	0	0	0	15		
	Team					3	2	5									
Totals			26-57	10-23	24-29	10	23	33	17	86	20	15	5	8	225		
FG % 1st Half:		13-23	56.5%	2nd half:	11-29	37.9%	OT:	2-5	40.0%	Game:	26-57	45.6%	Deadball				
3FG % 1st Half:		6-9	66.7%	2nd half:	4-12	33.3%	OT:	0-2	0.0%	Game:	10-23	43.5%	Rebounds				
FT % 1st Half:		14-16	87.5%	2nd half:	6-9	66.7%	OT:	4-4	100.0%	Game:	24-29	82.8%	2				

Officials: Jamie Luckie, Tim Nestor, Jeffrey Anderson
 Technical fouls: Marquette-None. Georgetown-None.
 Attendance: 5375

Score by periods	1st	2nd	OT	Total
Marquette	40	38	12	90
Georgetown	46	32	8	86

Points	In	Off	2nd	Fast	Bench
MU	Paint	T/O	Chance	Break	
Marquette	14	17	7	15	15
Georgetown	26	19	12	6	22

Last FG - MU OT-00:34, GU OT-01:15.
 Largest lead - MU by 10 1st-10:41, GU by 12 1st-02:08.
 MU led for 16:36, GU led for 20:45, Game was tied for 07:39.

Score tied - 11 times.
 Lead changed - 10 times.

Official Basketball Box Score -- Game Totals -- Final Statistics
 Creighton vs Marquette
 3/3/18 1:30 p.m. at BMO Harris Bradley Center

Creighton 81 • 21-10, 10-8 BE

#	Player	Total			3-Ptr			Rebounds			PF	TP	A	T	Blk	Stl	Min
		FG	FGA	FT	FTA	Off	Def	Off	Def	Off							
32	HEGNER, Toby	c	1-4	1-3	0-0	0	2	2	4	3	1	0	0	0	25		
00	FOSTER, Marcus	g	11-22	3-11	4-4	3	4	7	2	29	2	1	0	2	37		
01	MINTZ, Davion	g	3-10	1-3	0-2	0	3	3	7	6	0	0	1	32			
02	THOMAS, Khyri	g	9-14	3-5	3-4	4	5	9	4	24	1	2	0	4	37		
24	BALLOCK, Mitch	g	3-12	2-6	0-2	1	5	6	3	8	1	0	0	0	34		
05	ALEXANDER, Ty-Shon	g	2-5	1-2	1-2	0	2	2	0	6	2	0	0	0	16		
11	CLEMENT, Tyler	g	0-0	0-0	0-0	0	0	0	2	0	0	0	0	0	4		
41	EPPERSON, Jacob	g	2-3	0-0	0-0	0	2	2	1	4	0	1	0	0	15		
	Team					3	1	4									
Totals			31-70	11-30	8-14	11	24	35	19	81	13	4	0	7	200		
FG % 1st Half:		16-34	47.1%	2nd half:	15-36	41.7%	Game:	31-70	44.3%	Deadball							
3FG % 1st Half:		7-18	38.9%	2nd half:	4-12	33.3%	Game:	11-30	36.7%	Rebounds							
FT % 1st Half:		3-8	37.5%	2nd half:	5-6	83.3%	Game:	8-14	57.1%	4							

Marquette 85 • 18-12, 9-9 BE

#	Player	Total			3-Ptr			Rebounds			PF	TP	A	T	Blk	Stl	Min
		FG	FGA	FT	FTA	Off	Def	Off	Def	Off							
02	ANIM, Sacar	f	0-4	0-1	0-0	0	0	0	0	0	1	1	0	0	20		
10	HAUSER, Sam	f	6-12	2-5	4-6	1	8	9	0	18	1	2	1	0	37		
12	HELDT, Matt	c	3-4	0-0	0-0	0	4	4	4	6	0	1	1	1	29		
00	HOWARD, Markus	g	8-15	5-8	4-4	1	3	4	2	25	5	3	0	0	35		
30	ROWSEY, Andrew	g	8-15	6-10	4-4	0	8	8	2	26	8	4	1	0	38		
04	JOHN, Theo	g	1-3	0-0	0-0	0	1	2	2	2	0	1	1	0	8		
05	ELLIOTT, Greg	g	1-1	0-0	2-2	0	3	3	0	4	0	0	0	0	11		
21	FROLING, Harry	g	0-0	0-0	0-0	0	0	0	1	0	0	0	0	0	2		
23	CAIN, Jamal	g	1-1	1-1	1-2	1	3	4	2	4	1	1	1	0	20		
	Team					2	0	2									
Totals			28-55	14-25	15-18	6	30	36	13	85	16	13	5	1	200		
FG % 1st Half:		13-29	44.8%	2nd half:	15-26	57.7%	Game:	28-55	50.9%	Deadball							
3FG % 1st Half:		4-13	30.8%	2nd half:	10-12	83.3%	Game:	14-25	56.0%	Rebounds							
FT % 1st Half:		7-8	87.5%	2nd half:	8-10	80.0%	Game:	15-18	83.3%	0							

Officials: John Gaffney, Tim Nestor, Brent Hampton
 Technical fouls: Creighton-None. Marquette-None.
 Attendance: 18221

Score by periods	1st	2nd	Total
Creighton	42	39	81
Marquette	37	48	85

Points	In	Off	2nd	Fast	Bench
MU	Paint	T/O	Chance	Break	
Creighton	40	16	7	25	10
Marquette	12	11	8	12	10

Last FG - CU 2nd-00:04, MU 2nd-02:00.
 Largest lead - CU by 14 2nd-16:35, MU by 3 2nd-02:00.
 CU led for 29:36, MU led for 03:46, Game was tied for 06:38.

Score tied - 12 times.
 Lead changed - 10 times.

Official Basketball Box Score -- Game Totals -- Final Statistics
 DePaul vs Marquette
 3/7/18 9:30(m at Madison Square Garden, New York, N

DePaul 69

#	Player	Total			3-Ptr			Rebounds			PF	TP	A	T	Blk	Stl	Min
		FG	FGA	FT	FTA	Off	Def	Off	Def	Off							
10	McCALLUM, Tre'Darius	f	2-4	0-1	0-0	0	4	4	4	0	1	0	1	27			
31	STRUS, Max	f	7-17	4-11	4-5	3	3	6	2	22	3	0	3	40			
34	MARIC, Marin	c	7-12	1-2	7-9	2	8	10	1	22	1	2	1	0	36		
04	CYRUS, Brandon	g	2-7	0-1	1-4	3	1	4	3	5	2	0	0	1	34		
11	CAIN, Eli	g	4-12	1-3	3-5	1	2	3	2	12	10	5	0	0	39		
01	GRANDSTAFF, Austin	g	0-1	0-1	0-0	0	0	0	0	0	2	0	0	3			
02	BUTZ, Jaylen	g	0-0	0-0	0-0	0	1	1	0	0	1	0	0	5			
15	REED, Paul	g	1-2	0-0	2-3	2	1	3	4	4	1	0	0	0	16		
	Team					3	2	5									
Totals			23-55	6-19	17-26	15	21	36	17	69	17	14	1	5	200		
FG % 1st Half:		9-27	33.3%	2nd half:	14-28	50.0%	Game:	23-55	41.8%	Deadball							
3FG % 1st Half:		3-10	30.0%	2nd half:	3-9	33.3%	Game:	6-19	31.6%	Rebounds							
FT % 1st Half:		6-11	54.5%	2nd half:	11-15	73.3%	Game:	17-26	65.4%	5							

Marquette 72

#	Player	Total			3-Ptr			Rebounds			PF	TP	A	T	Blk	Stl	Min
		FG	FGA	FT	FTA	Off	Def	Off	Def	Off							
10	HAUSER, Sam	f	5-12	2-6	4-4	0	3	3	3	16	2	3	0	2			

Marquette Game Notes

Page 19

Official Basketball Box Score -- Game Totals -- Final Statistics Harvard vs Marquette 3/14/18 6 p.m. at Al McGuire Center - Milwaukee, Wis.

Harvard 60 • 18-14

#	Player	Total		3-Ptr		Rebounds			PF	TP	A	TO	Blk	Stl	Min
		FG-FGA	FG-FGA	FT-FTA	Off	Def	Tot								
00	Lewis, Chris	r	4-7	0-0	1-2	0	2	2	3	9	0	4	1	1	26
20	Bassey, Justin	g	7-12	2-4	3-6	5	7	12	2	19	5	8	0	4	34
22	Juzang, Christian	g	3-9	2-3	0-0	0	3	3	2	8	1	5	0	0	32
23	Perez, Weisner	g	1-2	0-0	0-0	2	2	4	2	2	0	0	0	2	17
25	Johnson, Corey	g	3-9	1-6	3-3	0	4	4	3	10	3	2	0	1	34
05	Haskett, Rio		3-9	2-4	0-2	0	0	0	5	8	0	1	0	1	16
30	Djuricic, Danilo		0-4	0-3	0-2	2	1	3	2	0	1	1	0	1	24
35	Baker, Robert		0-0	0-0	0-0	0	0	0	0	0	0	1	0	0	2
44	Welsh, Henry		1-1	0-0	2-2	1	2	3	1	4	1	0	0	1	15
Team						3	1	4							
Totals			22-53	7-20	9-17	13	22	35	20	60	11	22	1	11	200
1st - FG %:		4-13	30.8%	2nd: 5-14	35.7%	3rd: 4-11	36.4%	4th: 9-15	60.0%	Game: 22-53	41.5%	Deadball			
3FG %:		1-2	50.0%	1-6	16.7%	0-2	0.0%	5-10	50.0%	7-20	35.0%	Rebounds			
FT %:		0-2	0.0%	1-3	33.3%	5-6	83.3%	3-6	50.0%	9-17	52.9%	4			

Marquette 67 • 20-13

#	Player	Total		3-Ptr		Rebounds			PF	TP	A	TO	Blk	Stl	Min
		FG-FGA	FG-FGA	FT-FTA	Off	Def	Tot								
02	ANIM, Sacar	r	2-5	0-0	0-0	0	3	3	0	4	0	1	0	1	30
10	HAUSER, Sam	r	2-5	0-3	0-0	0	2	2	3	4	2	0	0	0	15
12	HELDT, Matt	c	2-3	0-0	0-0	3	5	8	1	4	1	1	3	0	30
00	HOWARD, Markus	g	5-11	3-5	9-9	0	3	3	3	22	3	4	0	3	31
00	HOWSEY, Andrew	g	4-13	3-6	4-4	0	0	0	1	15	6	6	0	0	37
04	JOHN, Theo		1-2	0-0	2-2	0	3	3	3	4	0	0	0	0	10
05	ELLIOTT, Greg		1-3	0-1	1-2	0	1	1	4	3	0	0	0	1	19
23	CAIN, Jamal		4-6	1-1	2-2	1	5	6	3	11	0	5	0	3	28
Team						2	0	2							
Totals			21-48	7-16	18-19	6	22	28	18	67	12	17	3	8	200
1st - FG %:		6-15	40.0%	2nd: 3-11	27.3%	3rd: 7-14	50.0%	4th: 5-8	62.5%	Game: 21-48	43.8%	Deadball			
3FG %:		2-5	40.0%	1-3	33.3%	2-5	40.0%	2-3	66.7%	7-16	43.8%	Rebounds			
FT %:		0-0	0.0%	6-6	100.0%	3-3	100.0%	9-10	90.0%	18-19	94.7%	0			

Officials: Kipp Kissinger, Jim Schipper, Matt Morales
 Technical fouls: Harvard-None. Marquette-None.
 Attendance: 3607
 2018 National Invitation Tournament First Round

Score by periods	1st	2nd	3rd	4th	Total
Harvard	9	12	13	26	60
Marquette	14	13	19	21	67

Last FG - HARV 4th-00:11, MU 4th-04:06.
 Largest lead - HARV by 3 1st-07:54, MU by 19 4th-08:18.
 HARV led for 03:28, MU led for 32:34, Game was tied for 03:58.

Points	In	Off	2nd	Fast	Bench
	Paint	T/O	Chance	Break	
HARV	30	21	12	16	12
MU	26	21	4	17	18

Score tied - 3 times.
 Lead changed - 3 times.

Official Basketball Box Score -- Game Totals -- Final Statistics Oregon vs Marquette 3/18/18 3:30 p.m. at Al McGuire Center - Milwaukee, Wis.

Oregon 92 • 23-13

#	Player	Total		3-Ptr		Rebounds			PF	TP	A	TO	Blk	Stl	Min
		FG-FGA	FG-FGA	FT-FTA	Off	Def	Tot								
00	Brown, Troy	r	3-5	0-1	2-4	0	3	3	3	8	5	2	0	0	31
13	White, Paul	r	6-9	1-2	6-7	3	1	4	4	19	3	1	0	0	29
22	McIntosh, Mikyle	r	5-12	0-0	15-18	2	1	3	4	25	2	2	0	1	30
03	Pritchard, Payton	g	6-11	2-4	2-2	0	4	4	3	16	3	4	0	4	33
05	Brown, Elijah	g	2-5	1-4	0-0	0	3	3	2	5	2	2	0	0	19
01	Wooten, Kenny		2-2	0-0	2-4	0	1	1	3	6	1	1	1	1	16
10	Bailey Jr., Victor		4-7	0-1	3-3	0	1	1	1	11	1	1	0	2	27
11	Smith, Keith		1-3	0-1	0-0	1	1	2	1	2	0	0	0	0	8
24	Kiqab, Abu		0-0	0-0	0-0	0	2	2	0	0	0	0	0	0	7
Team						2	1	3							
Totals			29-54	4-13	30-38	8	18	26	21	92	17	13	1	8	200
1st - FG %:		5-12	41.7%	2nd: 6-11	54.5%	3rd: 8-14	57.1%	4th: 10-17	58.8%	Game: 29-54	53.7%	Deadball			
3FG %:		1-4	25.0%	0-2	0.0%	1-3	33.3%	2-4	50.0%	4-13	30.8%	Rebounds			
FT %:		8-8	100.0%	7-10	70.0%	7-10	70.0%	8-10	80.0%	30-38	78.9%	6,1			

Marquette 101 • 21-13

#	Player	Total		3-Ptr		Rebounds			PF	TP	A	TO	Blk	Stl	Min
		FG-FGA	FG-FGA	FT-FTA	Off	Def	Tot								
02	ANIM, Sacar	r	5-8	0-0	2-3	3	3	6	5	12	1	2	1	1	34
10	HAUSER, Sam	r	1-6	1-5	2-2	0	4	4	2	5	5	2	0	1	28
12	HELDT, Matt	c	3-4	0-0	1-1	2	3	5	5	7	0	2	0	0	20
00	HOWARD, Markus	g	7-12	4-7	0-1	0	2	2	5	18	2	4	0	0	20
00	HOWSEY, Andrew	g	7-13	6-11	9-10	0	0	0	2	29	9	3	0	1	36
04	JOHN, Theo		4-5	0-0	2-2	0	1	1	3	10	1	0	2	0	16
05	ELLIOTT, Greg		4-5	0-1	5-5	0	2	2	1	13	1	0	1	1	22
21	FROLING, Harry		0-1	0-0	0-0	0	1	1	3	0	0	0	0	1	5
23	CAIN, Jamal		3-5	1-2	0-0	3	2	5	3	7	2	2	0	1	19
Team						0	1	1							
Totals			34-59	12-26	21-24	8	19	27	29	101	21	16	4	6	200
1st - FG %:		11-19	57.9%	2nd: 9-16	56.3%	3rd: 8-12	66.7%	4th: 6-12	50.0%	Game: 34-59	57.6%	Deadball			
3FG %:		7-11	63.6%	3-8	37.5%	2-3	66.7%	0-4	0.0%	12-26	46.2%	Rebounds			
FT %:		1-1	100.0%	7-7	100.0%	8-10	80.0%	5-6	83.3%	21-24	87.5%	1			

Officials: Steve McJunkins, Kelly Pfeifer, Matt Morales
 Technical fouls: Oregon-None. Marquette-None.
 Attendance: 3618
 2018 National Invitation Tournament Second Round

Score by periods	1st	2nd	3rd	4th	Total
Oregon	19	19	24	30	92
Marquette	30	28	26	17	101

Last FG - ORE 4th-00:02, MU 4th-01:05.
 Largest lead - ORE by 5 1st-08:54, MU by 25 4th-08:06.
 ORE led for 01:31, MU led for 37:57, Game was tied for 00:32.

Points	In	Off	2nd	Fast	Bench
	Paint	T/O	Chance	Break	
ORE	42	15	13	15	19
MU	38	30	9	36	30

Score tied - 0 times.
 Lead changed - 3 times.

Marquette Game Notes

Page 20

ALL-TIME SEASON LEADERS

Points

1.	710	Dwyane Wade	2002-03
2.	693	Jerel McNeal	2008-09
3.	689	Tony Smith	1989-90
4.	687	Andrew Rowsey	2017-18
5.	673	Markus Howard	2017-18
6.	664	George Thompson	1967-68
7.	640	Wesley Matthews	2008-09
8.	628	Butch Lee	1976-77
9.	623	Darius Johnson-Odom	2011-12
10.	616	Lazar Hayward	2009-10
	616	Dean Meminger	1970-71

Scoring Average

1.	23.8	Tony Smith	1989-90
2.	22.9	George Thompson	1967-68
3.	22.0	Bob Wolf	1965-66
4.	21.5	Dwyane Wade	2002-03
5.	21.4	Don Kojis	1960-61
6.	21.2	Dean Meminger	1970-71
7.	20.9	Don Kojis	1959-60
8.	20.5	Jim Chones	1971-72
9.	20.4	Markus Howard	2017-18
	20.4	Mike Moran	1956-57
11.	20.3	Terry Rand	1955-56
	20.2	Andrew Rowsey	2017-18

Field Goals Made

1.	252	George Thompson	1967-68
2.	251	Dwyane Wade	2002-03
3.	241	Earl Tatum	1975-76
4.	240	Tony Smith	1989-90
5.	239	Butch Lee	1976-77
6.	236	Bernard Toone	1978-79
	236	Jerel McNeal	2008-09
8.	232	Don Kojis	1960-61
9.	231	Markus Howard	2017-18
10.	230	Jim Chones	1970-71

Field Goals Attempted

1.	536	Don Kojis	1960-61
2.	534	Jerel McNeal	2008-09
3.	514	Lazar Hayward	2009-10
4.	507	George Thompson	1967-68
5.	501	Dwyane Wade	2002-03
	501	Butch Lee	1976-77
7.	496	Markus Howard	2017-18
8.	493	Earl Tatum	1975-76
9.	485	Tony Smith	1989-90
10.	483	Bernard Toone	1978-79

Field Goal Percentage (min. 230 FGA)

1.	65.5% (152-232)	Terry Rand	1953-54
2.	64.7% (150-232)	Luke Fischer	2016-17
3.	60.8% (158-260)	Luke Fischer	2015-16
4.	59.2% (138-233)	Ron Curry	1991-92
5.	57.7% (146-253)	Damon Key	1991-92
6.	57.4% (230-401)	Jim Chones	1970-71
7.	55.7% (191-343)	Robert Jackson	2002-03
8.	55.3% (182-329)	Glenn Rivers	1980-81
9.	54.1% (164-303)	Ron Curry	1992-93
10.	53.0% (148-279)	Jimmy Butler	2009-10

3-Point Field Goals Made

1.	121	Steve Novak	2005-06
2.	119	Andrew Rowsey	2017-18
3.	109	Markus Howard	2017-18
4.	92	Sam Hauser	2017-18
5.	90	Travis Diener	2003-04
6.	89	Steve Novak	2004-05
	89	Steve Novak	2003-04
8.	86	Jerel McNeal	2008-09
9.	83	Matt Carlino	2014-15
10.	82	Markus Howard	2016-17

3-Point Field Goals Attempted

1.	290	Andrew Rowsey	2017-18
2.	268	Markus Howard	2017-18
3.	259	Steve Novak	2005-06
4.	216	Jerel McNeal	2008-09
5.	207	Steve Novak	2003-04
6.	200	Travis Diener	2003-04
	200	Darius Johnson-Odom	2011-12
8.	198	Matt Carlino	2014-15
9.	195	Anthony Pieper	1994-95
	195	Darius Johnson-Odom	2010-11

3-Point Field Goal Percentage (min. 75 3FGA)

1.	54.7% (82-150)	Markus Howard	2016-17
2.	53.5% (53-99)	Mark Anglavar	1988-89
3.	50.5% (55-109)	Steve Novak	2002-03
4.	49.5% (51-103)	Maurice Acker	2009-10
5.	49.2% (92-187)	Sam Hauser	2017-18
6.	47.4% (74-154)	Darius Johnson-Odom	2009-10
	47.4% (55-116)	Mark Anglavar	1990-91
8.	46.9% (46-98)	Tony Miller	1992-93
9.	46.7% (121-259)	Steve Novak	2005-06
10.	46.1% (89-193)	Steve Novak	2004-05

Free Throws Made

1.	213	Wesley Matthews	2008-09
2.	194	Dwyane Wade	2002-03
3.	188	Jimmy Butler	2010-11
4.	187	Jimmy Butler	2009-10
5.	184	Dean Meminger	1970-71
6.	178	Dean Meminger	1969-70
7.	174	George Thompson	1968-69
8.	173	Tony Smith	1989-90
9.	168	Andrew Rowsey	2017-18
10.	160	George Thompson	1967-68

Free Throws Attempted

1.	279	Dean Meminger	1969-70
2.	257	Wesley Matthews	2008-09
3.	250	Dean Meminger	1970-71
4.	249	Dwyane Wade	2002-03
5.	247	George Thompson	1967-68
6.	244	Jimmy Butler	2009-10
7.	240	George Thompson	1968-69
	240	Jimmy Butler	2010-11
9.	233	Dean Meminger	1968-69
10.	206	Mike Moran	1958-59

Free Throw Percentage (min. 100 FTA)

1.	93.6% (102-109)	Markus Howard	2017-18
2.	90.8% (168-185)	Andrew Rowsey	2017-18
3.	88.3% (136-154)	Travis Diener	2003-04
4.	88.1% (104-118)	Bob Walczak	1954-55
5.	87.2% (150-172)	Butch Lee	1976-77
6.	86.9% (93-107)	Damon Key	1992-93
7.	86.3% (107-124)	Brad Luchini	1967-68
8.	86.0% (86-100)	Brian Brunkhorst	1965-66
9.	85.6% (173-202)	Tony Smith	1989-90
10.	84.9% (90-106)	Aaron Hutchins	1995-96

Rebounds

1.	462	Don Kojis	1960-61
2.	396	Terry Rand	1954-55
3.	384	Don Kojis	1959-60
4.	376	Don Kojis	1958-59
5.	372	Walt Mangham	1958-59
6.	349	John Glaser	1956-57
7.	341	Walt Mangham	1959-60
8.	333	Jim Chones	1970-71
9.	328	Maurice Lucas	1973-74
10.	321	Henry Ellenson	2015-16

Rebounding Average

1.	17.1	Don Kojis	1960-61
2.	15.4	Don Kojis	1959-60
3.	14.7	Terry Rand	1954-55
4.	14.0	John Glaser	1956-57
5.	13.6	Walt Mangham	1959-60
6.	13.1	Terry Rand	1955-56
7.	13.0	Don Kojis	1958-59
8.	12.8	Walt Mangham	1958-59
9.	11.9	Jim Chones	1971-72
10.	11.7	Paul Carbins	1964-65

Assists

1.	274	Tony Miller	1993-94
2.	248	Tony Miller	1994-95
3.	221	Tony Miller	1991-92
4.	215	Aaron Hutchins	1995-96
5.	213	Tony Miller	1992-93
6.	209	Sam Worthen	1978-79
7.	187	Travis Diener	2003-04
8.	184	Travis Diener	2002-03
9.	183	Lloyd Walton	1975-76
	183	Junior Cadougan	2011-12

Blocked Shots

1.	142	Jim McIlvaine	1993-94
2.	92	Jim McIlvaine	1990-91
3.	86	Jim McIlvaine	1991-92
4.	84	Faisal Abraham	1996-97
5.	79	Jim McIlvaine	1992-93
6.	76	Amal McCaskill	1994-95
7.	63	Walter Downing	1984-85
8.	58	Faisal Abraham	1995-96
9.	55	Amal McCaskill	1995-96
	55	Chris Otule	2010-11


Steals

1.	89	Michael Wilson	1980-81
2.	88	Jae Crowder	2011-12
3.	87	Mandy Johnson	1984-85
4.	79	Dwyane Wade	2001-02
5.	77	Glenn Rivers	1982-83
6.	76	Jerel McNeal	2007-08
	76	Jerel McNeal	2006-07
	75	Mandy Johnson	1983-84
9.	71	Jerel McNeal	2008-09
	71	Dwyane Wade	2002-03

Marquette Game Notes

Page 21

NIT RECORDS - MARQUETTE



Dick Nixon attempted 28 field goals against Providence in the second round of the 1963 NIT. That is the longest-standing NIT record by a Marquette player.

TEAM

Points

101 vs. Oregon	2018
101 vs. LSU	1970

Field Goals Made

37 vs. Indiana	1985
37 vs. LSU	1970

Field Goals Attempted

74 vs. Indiana	1985
74 vs Providence	1963

Field Goal Percentage

60.4% (29-48) vs. Nebraska	1987
----------------------------	------

Three-Point Field Goals Made

15 vs. Penn State	1995
-------------------	------

Three-Point Field Goals Attempted

27 vs. Iowa State (OT)	2004
------------------------	------

Three-Point Field Goal Percentage

68.2% (15-22) vs. Penn State	1995
------------------------------	------

Free Throws Made

27 vs. LSU	1970
------------	------

Free Throws Attempted

47 vs. LSU	1970
------------	------

Free Throw Percentage

90.9% (10-11) vs. Toledo	2004
--------------------------	------

Rebounds

51 vs. Villanova	1963
51 vs. Providence	1963

Assists

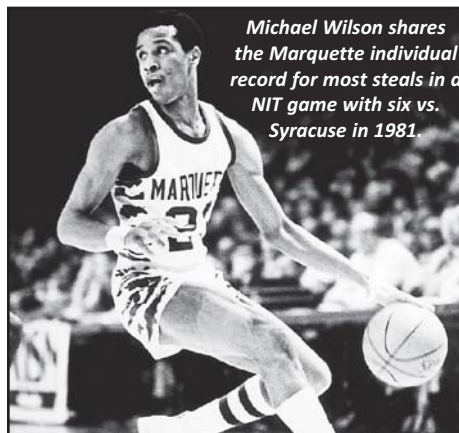
24 vs. Toledo	2004
---------------	------

Blocked Shots

5 vs. Iowa State	2004
5 vs. Creighton	1998

Steals

16 vs. Drake	1986
--------------	------



Michael Wilson shares the Marquette individual record for most steals in a NIT game with six vs. Syracuse in 1981.

INDIVIDUAL

Points

32 Anthony Pieper vs. Penn State	1995
----------------------------------	------

Field Goals Made

12 George Thompson vs. Marshall	1967
---------------------------------	------

Field Goals Attempted

28 Dick Nixon vs. Providence	1963
------------------------------	------

Three-Point Field Goals Made

7 Anthony Pieper vs. Penn State	1995
---------------------------------	------

Three-Point Field Goals Attempted

11 Andrew Rowsey vs. Oregon	2018
-----------------------------	------

Free Throws Made

10 Anthony Pieper vs. St. Bonaventure	1995
10 Joe Thomas vs. LSU	1970
10 Dean Meminger vs. Utah	1970
10 Brian Brunkhorst vs. Marshall	1967
10 Bob Wolf vs. Providence	1967

Free Throws Attempted

16 Anthony Pieper vs. St. Bonaventure	1995
---------------------------------------	------

Rebounds

15 Amal McCaskill vs. Virginia Tech (OT)	1995
15 Ric Cobb vs. Massachusetts	1970

Assists

12 Travis Diener vs. Toledo	2004
12 Tony Miller vs. South Florida (OT)	1995

Blocked Shots

3 Matt Heldt vs. Harvard	2018
3 Amal McCaskill vs. Penn State	1995
3 Amal McCaskill vs. USF (OT)	1995
3 Amal McCaskill vs. Auburn	1995

Steals

6 Tony Miller vs. Penn State	1995
6 Michael Wilson vs. Syracuse	1981



Dean Meminger was the MVP of the 1970 NIT. He scored 16 points in Marquette's win over St. John's (N.Y.) in the NIT title game. Meminger is shown here with the NIT MVP trophy.


Marquette Game Notes

Page 22

NIT RECORDS - OPPONENTS

TEAM	
Points	
96 Seton Hall	1956
Field Goals Made	
32 Indiana	1985
32 Providence	1967
Field Goals Attempted	
82 Marshall	1967
82 Providence	1963
Field Goal Percentage	
62.5% (30-48)Syracuse	1981
Three-Point Field Goals Made	
11 Penn State	1995
Three-Point Field Goals Attempted	
25 Toledo	2004
Three-Point Field Goal Percentage	
60.0% (3-5) Virginia Tech (OT)	1995
Free Throws Made	
30 Oregon	2018
30 Indiana	1985
Free Throws Attempted	
45 Indiana	1985
Free Throw Percentage	
84.2% (16-19) Tulsa	1967
Rebounds	
56 Providence	1963
Assists	
24 Indiana	1985
Blocked Shots	
6 Minnesota	1998
Steals	
13 Syracuse	1981

INDIVIDUAL	
Points	
36 James Walker (Providence)	1967
Field Goals Made	
12 James Walker (Providence)	1967
12 Ray Flynn (Providence)	1963
Field Goals Attempted	
30 James Walker (Providence)	1963
Three-Point Field Goals Made	
5 Dan Earl (Penn State)	1995
Three-Point Field Goals Attempted	
11 Chuckie Atkins (South Florida) (OT)	1995
11 Lance Weems (Auburn)	1995
Free Throws Made	
15 Mikyle McIntosh (Oregon)	2018
Free Throws Attempted	
18 Mikyle McIntosh (Oregon)	2018
Rebounds	
17 Bill Paultz (St. John's, N.Y.)	1970
Assists	
14 Stew Robinson (Indiana)	1985
Blocked Shots	
5 Ricky Willis (W. Michigan)	2005
Steals	
4 Payton Pritchard (Oregon)	2018
4 Justin Basseby (Harvard)	2018
4 Jermaine Blackburn (Boise State)	2004
4 Shawn Good (Virginia Tech) (OT)	1995
4 Leo Rautins (Syracuse)	1981




Ric Cobb was named to the 1970 All-National Invitation Tournament Second Team.

Marquette Game Notes

Page 23

ALL-TIME NIT RESULTS

2018		
FR: Marquette 67, Harvard 60	Milwaukee, Wis.	
SR: Marquette 101, Oregon 92	Milwaukee, Wis.	
2005		
FR: Western Michigan 54, Marquette 40	Milwaukee, Wis.	
2004		
FR: Marquette 87, Toledo 72	Milwaukee, Wis.	
SR: Marquette 66, Boise State 53	Milwaukee, Wis.	
TR: Iowa State 77, Marquette 69	Ames, Iowa	
2000		
FR: Xavier 67, Marquette 63	Cincinnati, Ohio	
1998		
FR: Marquette 80, Creighton 68	Milwaukee, Wis.	
SR: Marquette 75, Auburn 60	Milwaukee, Wis.	
TR: Minnesota 73, Marquette 71	Minneapolis, Minn.	
1995 - Second Place		
FR: Marquette 68, Auburn 61	Auburn, Ala.	
SR: Marquette 70, St. Bonaventure 61	Milwaukee, Wis.	
TR: Marquette 67, South Florida 60 (OT)	Milwaukee, Wis.	
SF: Marquette 87, Penn State 79	New York, N.Y.	
NC: Virginia Tech 65, Marquette 64 (OT)	New York, N.Y.	
1990		
FR: Penn State 57, Marquette 54	State College, Penn.	
1987		
FR: Nebraska 78, Marquette 76	Lincoln, Neb.	
1986		
FR: Marquette 79, Drake 59	Milwaukee, Wis.	
SR: SW Missouri State 83, Marquette 69	Springfield, Mo.	
1985		
FR: Marquette 77, Bradley 64	Milwaukee, Wis.	
SR: Marquette 56, Cincinnati 54	Cincinnati, Ohio	
TR: Indiana 94, Marquette 82 (2OT)	Bloomington, Ind.	
1984		
FR: Marquette 73, Iowa State 53	Ames, Iowa	
SR: Michigan 83, Marquette 70	Ann Arbor, Mich.	
1981		
FR: Syracuse 88, Marquette 81	Syracuse, N.Y.	
1970 - Champions		
FR: Marquette 62, Massachusetts 55	New York, N.Y.	
QF: Marquette 83, Utah 63	New York, N.Y.	
SF: Marquette 101, Louisiana State 79	New York, N.Y.	
NC: Marquette 65, St. John's 53	New York, N.Y.	
1967 - Second Place		
FR: Marquette 64, Tulsa 60	New York, N.Y.	
QF: Marquette 81, Providence 80 (OT)	New York, N.Y.	
SF: Marquette 83, Marshall 78	New York, N.Y.	
NC: Southern Illinois 71, Marquette 56	New York, N.Y.	
1963 - Third Place		
FR: Bye		
QF: Marquette 84, Saint Louis 49	New York, N.Y.	
SF: Providence 70, Marquette 64	New York, N.Y.	
CO: Marquette 66, Villanova 58	New York, N.Y.	
1956		
FR: Seton Hall 96, Marquette 78	New York, N.Y.	



Dean Meminger (right) helped Marquette to the NIT title in 1970 and was named the tournament's Most Valuable Player.

Marquette Game Notes

Page 24

MU as an AP-Ranked Team

Rk.	Last Time	All Time	Wojo
1.	9 Notre Dame 65, MU 59 (2/26/78)	4-1	-
2.	MU 75, Xavier 53 (2/20/78)	57-6	-
3.	Miami (Ohio) 84, MU 81 (3/11/78) *	31-3	-
4.	MU 97, 11 UNLV 81 (1/15/78)	16-2	-
5.	MU 67, Wichita State 56 (1/2/78)	18-5	-
6.	MU 67, 11 Clemson 49 (12/27/76)	16-6	-
7.	MU 67, 5 N. Carolina 59 (3/28/77) *	19-4	-
8.	Louisville 84, MU 71 (3/8/12)	22-10	-
9.	4 Cincinnati 63, MU 62 (2/20/02)	21-7	-
10.	MU 61, West Virginia 60 (2/24/12)	25-6	-
11.	25 Florida 68, MU 58 (3/22/12)*	23-6	-
12.	24 Notre Dame 73, MU 65 (3/14/13)	19-5	-
13.	25 Syracuse 86, MU 79 (3/7/09)	28-16	-
14.	MU 81, Villanova 77 (1/1/12)	11-3	-
15.	16 Syracuse 55, MU 39 (3/30/13)*	19-6	-
16.	Notre Dame 76, MU 59 (2/4/12)	21-7	-
17.	10 Ohio State 52, MU 35 (11/16/13)	24-3	-
18.	MU 79, 16 Pittsburgh 69 (2/16/13)	18-4	-
19.	MU 77, Morgan St. 57 (12/22/06)	4-3	-
20.	1 Syracuse 73, MU 66 (1/7/12)	13-10	-
21.	MU 79, Providence 72 (1/21/12)	14-5	-
22.	MU 72, 21 Notre Dame 64 (3/2/13)	11-3	-
23.	9 Missouri 83, MU 79 (3/22/09)*	4-4	-
24.	MU 89, DePaul 78 (2/9/13)	14-4	-
25.	San Diego State 67, MU 59 (12/1/13)	19-7	-
Totals		471-136	-

MU Against AP-Ranked Teams

Rk.	Last Time	All Time	Wojo
1.	Villanova 85, MU 82 (1/28/18)	2-11	1-3
2.	Villanova 94, MU 70 (3/8/18)	2-13	0-2
3.	Villanova 100, MU 90 (1/6/18)	0-11	0-1
4.	Villanova 84, MU 49 (3/12/15)	5-12	0-1
5.	Xavier 90, MU 72 (3/10/16)	4-14	0-1
6.	Xavier 91, MU 87 (12/27/17)	6-22	0-5
7.	MU 102, Creighton 94 (1/21/17)	6-10	1-2
8.	Xavier 89, MU 70 (1/24/18)	3-13	1-1
9.	Georgetown 73, 20 MU 70 (1/4/12)	11-9	-
10.	Ohio State 52, 17 MU 35 (11/16/13)	6-7	-
11.	Creighton 85, MU 70 (2/19/14)	8-7	-
12.	22 MU 74, Syracuse 71 (2/25/13)	7-9	-
13.	MU 84, Seton Hall 64 (1/9/18)	4-7	1-1
14.	Louisville 81, MU 56 (3/10/11)	7-5	-
15.	Georgetown 63, 18 MU 55 (2/11/13)	6-3	-
16.	Syracuse 55, 15 MU 39 (3/30/13)*	2-6	-
17.	Wisconsin 93, Marquette 84 (12/10/16)	5-4	0-1
18.	Louisville 71, MU 70 (1/15/11)	3-3	-
19.	Purdue 86, MU 71 (11/14/17)	6-5	0-1
20.	MU 96, Providence 91 (2/10/16) 2OT	7-7	1-2
21.	22 MU 72, Notre Dame 64 (3/2/13)	5-1	-
22.	Butler 68, MU 65 (2/7/17)	4-6	1-1
23.	Butler 73, MU 52 (2/25/15)	4-4	0-1
24.	Notre Dame 73, 12 MU 65 (3/14/13)	2-3	-
25.	Providence 77, MU 66 (3/1/15)	4-5	0-2
TOTALS		119-197	6-25

* denotes NCAA Tournament game

The Last Time

Team	Marquette	Opponent
100+ Points	101-92 vs. Oregon (3/18/18)	90-100 at 3 Villanova (1/6/18)
90+ Points	101-92 vs. Oregon (3/18/18)	101-92 vs. Oregon (3/18/18)
Under 50 Points	44-64 vs. Xavier (2/10/15)	90-44 vs. Western Carolina (11/30/16)
FG Pct. 60+	102-94 at 7 Creighton (1/21/17)	60.0 at St. John's (2/10/18)
Five or fewer turnovers	5 vs. Xavier (2/15/14)	4 vs. Creighton (3/3/18)
Five Players, 10+ pts.	101-92 vs. Oregon (3/18/18)	88-85 at Seton Hall (2/7/18)
Marquette Win		
Ranked Opponent (AP)	84-64 vs. 13 Seton Hall (1/9/18)	94-70 vs. 2 Villanova (3/8/18)
Overtime Game	95-90 at Providence (1/3/18) OT	68-72 vs. Butler (1/31/15) OT
Double Overtime	96-91 vs. 20 Providence (2/10/16) 2OT	90-91 vs. St. John's (3/8/14) 2OT
Triple Overtime	Never	74-77 vs. Louisville (2/24/01) 3OT
Home Opener	80-59 vs. Mount St. Mary's (11/10/17)	80-83 vs. Belmont (11/13/15)
Road Opener	94-83 vs. VCU (11/20/17)	63-74 at Ohio State (11/18/14)
Marquette Loss		
Individual		
40+ Points		
	52, Markus Howard	44, Shamorie Ponds
	95-90 at Providence (1/3/18) OT	78-86 at St. John's (2/10/18)
30+ Points		
	34, Andrew Rowsey	44, Shamorie Ponds
	78-86 at St. John's (2/10/18)	78-86 at St. John's (2/10/18)
20+ Points		
	29, Andrew Rowsey	25, MiKyle McIntosh
	101-92 vs. Oregon (3/18/18)	101-92 vs. Oregon (3/18/18)
10+ Rebounds		
	10, Matt Heldt	12, Justin Bassey
	90-86 at Georgetown (2/26/18) OT	67-60 vs. Harvard (3/14/18)
15+ Rebounds		
	16, Henry Ellenson	16, Angel Delgado
	96-91 vs. 20 Providence (2/10/16) 2OT	76-82 vs. Seton Hall (3/9/17)
15+ Free Throws		
	16, Andrew Rowsey	15, Austin Croshere
	94-84 vs. LSU (11/21/17)	59-81 vs. Providence (3/14/97)
10+ Assists		
	10, Andrew Rowsey	10, Terrell Lewis
	90-86 at Georgetown (2/26/18) OT	86-83 vs. Eastern Illinois (11/27/17) OT
Double-Double		
	28 pts, 10 ast, Andrew Rowsey	19 pts, 12 reb, Justin Bassey
	90-86 at Georgetown (2/26/18) OT	67-60 vs. Harvard (3/14/18)
Triple-Double		
	29 pts, 11 reb, 11 ast, Dwyane Wade	22 pts, 12 reb, 10 blk, Eric Hicks
	83-69 vs. 1 Kentucky (3/29/03)	66-70 vs. Cincinnati (1/8/05)

Marquette's Record When

	2017-18	Under Wojo
Leading at half	16-2	57-11
Trailing at half	5-10	13-44
Tied at half	0-1	3-3
Scoring 70 or more points	18-10	60-28
Allowing 80 or more points	10-10	19-31
Holding opponents to 60 points or less	4-0	21-3
Holding opponents to 65 points or less	7-0	32-7
Shooting 50 percent or better	14-1	44-5
Opponents shoot 50 percent or better	4-9	7-30
Opponent shoots under 40 percent	3-1	29-8
MU's FG percent is same or higher than opp.	17-3	63-11
MU's FG percent is lower than opp.	4-10	10-47
MU's 3FG percent is even with or higher than 40 percent	17-5	46-17
Opponent's 3FG percent is even with or higher than 40 percent	6-4	15-27
MU shoots more FT than opponent	8-1	50-15
MU shoots fewer FT than opponent	11-11	22-39
MU shoots same FT as opponent	2-1	2-3
Out-rebounded opponent	13-2	46-12
Out-rebounded by opponent	7-11	26-46
Rebounds tied	1-0	1-0
Same or fewer turnovers as opp.	15-6	50-27
More turnovers than opponent	6-7	21-31
Overtime games	3-0	7-2
In games decided by 5 pts. or less	7-3	23-15
In games decided by 6-10	7-4	18-16
In games decided by 11-15	1-3	7-11
In games decided by 16 pts. or more	6-3	25-16
vs Ranked Teams (AP or Coaches)	1-7	6-25

Marquette Game Notes

Page 25

#0 HOWARD, Markus

2017-18 Statistics

	min	fg-a	3fg-a	ft-a	reb	ast	to	bk	st	pf	pts
Mount St. Mary's	25	3-8	2-5	3-3	3	0	0	1	2	1	11
Purdue	33	8-13	4-8	4-4	2	1	2	0	1	5	24
vs. VCU*	34	9-20	4-13	0-0	6	7	1	0	0	1	22
vs. Wichita State*	30	9-18	3-10	4-4	2	2	2	0	1	2	25
vs. LSU*	36	3-9	0-5	4-4	6	2	2	0	1	4	10
Eastern Illinois*	41	5-11	2-8	2-2	1	4	2	0	0	2	14
Chicago State*	32	11-16	11-15	0-0	4	2	0	0	2	3	33
Georgia*	20	11-22	4-12	3-3	3	1	1	0	0	3	29
Vermont*	29	11-20	6-11	6-6	6	2	1	0	1	2	34
at Wisconsin*	32	9-18	4-9	1-1	7	2	3	0	0	3	23
Northern Illinois*	37	7-19	3-12	9-9	3	4	1	0	1	2	26
American*	26	4-10	2-7	0-0	1	5	6	0	1	1	10
Xavier*	27	6-19	1-8	0-0	5	2	4	0	0	4	13
Georgetown*	31	4-14	3-7	2-2	2	3	3	0	2	4	13
at Providence*	44	17-29	11-19	7-7	1	2	2	0	2	1	52
at Villanova*	38	13-27	5-13	6-6	4	8	2	0	1	4	37
Seton Hall*	30	5-11	2-5	0-0	2	3	1	0	0	1	12
at Butler*	33	5-10	0-4	4-4	0	3	2	0	0	2	14
DePaul*	20	2-7	1-4	2-2	3	5	3	0	0	4	7
at Xavier*	36	14-27	3-10	2-4	3	2	2	1	2	0	33
Villanova*	24	5-18	3-9	0-1	2	3	3	0	1	4	13
Butler*	38	8-16	3-7	7-8	2	1	5	0	2	5	26
Providence*	39	4-15	1-6	7-8	9	4	4	0	2	2	16
at Seton Hall*	35	9-13	4-6	10-10	7	3	2	0	0	3	32
at St. John's*	38	6-19	2-8	4-5	6	2	2	0	2	2	18
at Creighton*	13	2-2	2-2	0-0	0	1	3	0	1	0	6
St. John's				DNP							
at DePaul*	31	5-13	3-11	3-3	2	1	3	0	1	4	16
at Georgetown*	36	5-10	4-6	2-2	1	3	3	0	4	3	16
Creighton*	35	8-15	5-8	4-4	4	5	3	0	0	2	25
vs. DePaul*	39	2-6	0-2	0-0	1	3	3	0	1	2	4
vs. Villanova*	34	9-18	5-10	0-0	3	3	3	0	1	1	23
Harvard*	31	5-11	3-5	9-9	3	3	4	0	3	3	22
Oregon*	20	7-12	4-7	0-1	2	2	4	0	0	5	18

* Starter MU Program Record

#2 ANIM, Sacar

2017-18 Statistics

	min	fg-a	3fg-a	ft-a	reb	ast	to	bk	st	pf	pts
Mount St. Mary's*	33	2-4	0-1	3-4	2	5	0	0	1	1	7
Purdue	24	0-2	0-1	0-0	3	0	0	0	0	1	0
vs. VCU	18	3-4	0-0	0-0	3	1	1	0	0	3	6
vs. Wichita State	20	1-5	0-2	0-2	3	3	0	0	1	2	2
vs. LSU	24	5-7	1-3	1-1	1	0	2	1	3	5	12
Eastern Illinois*	29	3-9	0-1	3-4	7	1	0	0	1	2	9
Chicago State*	26	4-9	0-1	5-9	9	3	1	0	1	2	13
Georgia*	20	0-1	0-1	2-4	3	1	1	0	0	1	2
Vermont*	29	2-5	0-1	2-2	2	5	1	0	0	2	6
at Wisconsin*	35	2-5	0-0	2-2	4	1	2	0	1	3	6
Northern Illinois*	31	2-6	0-1	2-2	4	3	0	0	1	2	6
American*	22	2-3	0-0	2-3	3	2	2	0	1	3	6
Xavier*	15	0-3	0-0	0-2	2	1	0	0	1	2	0
Georgetown*	32	2-5	0-1	3-6	8	5	0	0	2	1	7
at Providence*	9	0-1	0-0	0-0	1	0	1	0	0	5	0
at Villanova*	28	6-9	0-1	2-4	3	2	1	0	2	3	14
Seton Hall*	21	1-6	0-1	1-1	2	2	0	0	0	3	3
at Butler*	17	2-4	0-0	3-6	4	1	1	0	0	1	7
DePaul*	20	3-4	0-0	0-0	1	0	2	0	2	4	6
at Xavier*	21	3-4	0-1	0-0	1	1	4	0	0	3	6
Villanova*	32	7-9	0-0	0-0	3	3	3	0	0	4	14
Butler*	26	5-6	1-1	4-4	1	1	2	0	2	3	15
Providence*	35	3-8	1-2	1-3	1	1	2	0	0	5	8
at Seton Hall*	36	6-10	1-1	2-4	2	3	0	0	0	4	15
at St. John's*	28	2-7	0-0	0-0	3	0	2	0	1	4	4
at Creighton*	37	11-16	2-4	2-5	2	4	3	0	0	2	26
St. John's*	37	4-13	0-1	3-3	6	4	3	0	2	1	11
at DePaul*	36	4-9	0-2	2-2	2	0	2	0	2	5	10
at Georgetown*	33	0-2	0-1	1-2	1	1	3	0	2	2	1
Creighton*	20	0-4	0-1	0-0	0	1	1	0	0	0	0
vs. DePaul*	33	6-9	1-2	1-2	3	1	1	0	0	4	14
vs. Villanova*	27	4-10	1-3	0-0	2	0	0	0	0	3	9
Harvard*	30	2-5	0-0	0-0	3	0	1	0	1	0	4
Oregon*	34	5-8	0-0	2-3	6	1	2	1	1	5	12

* Starter

#4 JOHN, Theo

2017-18 Statistics

	min	fg-a	3fg-a	ft-a	reb	ast	to	bk	st	pf	pts
Mount St. Mary's	13	2-4	0-0	1-2	6	1	3	0	0	5	4
Purdue	10	1-2	0-0	1-2	0	0	1	0	0	5	3
vs. VCU	17	3-3	0-0	1-1	4	0	3	1	2	5	6
vs. Wichita State	9	0-0	0-0	1-2	1	0	2	0	0	3	1
vs. LSU	7	0-0	0-0	1-2	0	0	1	1	0	1	1
Eastern Illinois	10	0-1	0-0	0-0	0	0	0	0	0	1	0
Chicago State	14	0-3	0-0	0-0	3	0	1	0	0	5	0
Georgia	6	0-1	0-0	0-0	1	0	0	0	0	4	0
Vermont	10	3-3	0-0	0-2	2	0	2	0	1	2	6
at Wisconsin	10	1-2	0-0	0-0	1	1	0	2	0	1	2
Northern Illinois	14	3-6	0-0	1-2	5	0	2	3	0	4	7
American	18	4-5	0-0	1-2	6	0	0	0	1	1	9
Xavier	9	2-2	0-0	0-2	1	0	2	1	0	2	4
Georgetown	7	0-2	0-0	1-2	0	1	1	1	0	4	1
at Providence	15	3-7	0-0	0-0	1	0	1	0	0	2	6
at Villanova	9	0-1	0-0	0-0	1	0	0	0	0	2	0
Seton Hall	17	3-7	0-0	0-0	2	0	1	1	1	1	6
at Butler	16	4-5	0-0	0-0	2	0	0	0	0	2	8
DePaul	17	4-6	0-0	3-4	3	0	1	1	0	2	11
at Xavier	16	0-1	0-0	0-0	2	0	2	2	1	4	0
Villanova	3	0-2	0-0	0-0	2	0	0	0	0	0	0
Butler	9	0-1	0-0	0-0	1	2	0	1	0	2	0
Providence	24	6-6	0-0	2-3	6	0	1	5	1	2	14
at Seton Hall				DNP							
at St. John's				DNP							
at Creighton	8	0-1	0-0	0-0	2	0	1	0	1	1	0
St. John's	11	3-4	0-0	1-1	3	1	0	0	1	2	7
at DePaul	12	2-3	0-0	0-2	4	0	3	2	2	2	4
at Georgetown	7	1-1	0-0	0-0	1	0	0	0	0	4	2
Creighton	8	1-3	0-0	0-0	2	0	1	1	0	2	2
vs. DePaul	4	0-0	0-0	0-0	0	0	1	0	0	0	0
vs. Villanova	12	2-3	0-0	2-3	1	0	2	1	0	2	6
Harvard	10	1-2	0-0	2-2	3	0	0	0	0	3	4
Oregon	16	4-5	0-0	2-2	1	1	0	2	0	3	10

* Starter

Season & Career Highs

Points	Season 52, at Providence (1/3/18)
Career 52, at Providence (1/3/18)	
Rebounds	Season 9, vs. Providence (2/3/18)
Career 9, vs. Providence (2/3/18)	
Assists	Season 8, at Villanova (1/6/18)
Career 9, vs. Creighton (3/4/17)	
Steals	Season 4, at Georgetown (2/26/18)
Career 4, at Georgetown (2/26/18)	
Blocked Shots	Season 1 (2), Last: at Xavier (1/24/18)
Career 1 (3), Last: at Xavier (1/24/18)	
Minutes	Season 44, at Providence (1/3/18)
Career 44, at Providence (1/3/18)	
Field Goals	Season 17, at Providence (1/3/18)
Career 17, at Providence (1/3/18)	
Field Goal Attempts	Season 29, at Providence (1/3/18)
Career 29, at Providence (1/3/18)	
Free Throws	Season 10, at Seton Hall (2/7/18)
Career 10, at Seton Hall (2/7/18)	
Free Throw Attempts	Season 10, at Seton Hall (2/7/18)
Career 10, at Seton Hall (2/7/18)	
3-Point Field Goals	Season 11 (2), Last: at Providence (1/3/18)
Career 11 (2), Last: at Providence (1/3/18)	
3-Point Field Goal Attempts	Season 19, at Providence (1/3/18)
Career 19, at Providence (1/3/18)	

Season & Career Highs

Points	Season 26, at Creighton (2/17/18)
Career 26, at Creighton (2/17/18)	
Rebounds	Season 9, vs. Chicago State (11/29/17)
Career 9, vs. Chicago State (11/29/17)	
Assists	Season 5 (3), Last: vs. Georgetown (12/30/17)
Career 5 (3), Last: vs. Georgetown (12/30/17)	
Steals	Season 3, vs. LSU (11/22/17)
Career 3, vs. LSU (11/22/17)	
Blocked Shots	Season 1, vs. LSU (11/22/17)
Career 1, vs. LSU (11/22/17)	
Minutes	Season 37 (2), Last: vs. St. John's (2/21/18)
Career 37 (2), Last: vs. St. John's (2/21/18)	
Field Goals	Season 11, at Creighton (2/17/18)
Career 11, at Creighton (2/17/18)	
Field Goal Attempts	Season 16, at Creighton (2/17/18)
Career 16, at Creighton (2/17/18)	
Free Throws	Season 5, vs. Chicago State (11/29/17)
Career 5, vs. Chicago State (11/29/17)	
Free Throw Attempts	Season 9, vs. Chicago State (11/29/17)
Career 9, vs. Chicago State (11/29/17)	
3-Point Field Goals	Season 2, at Creighton (2/17/18)
Career 2, at Creighton (2/17/18)	
3-Point Field Goal Attempts	Season 4, at Creighton (2/17/18)
Career 4, at Creighton (2/17/18)	

Season & Career Highs

Points	Season 14, vs. Providence (2/3/18)
Career 14, vs. Providence (2/3/18)	
Rebounds	Season 6 (3), Last: vs. Providence (2/3/18)
Career 6 (3), Last: vs. Providence (2/3/18)	
Assists	Season 2, vs. Butler (1/31/18)
Career 2, vs. Butler (1/31/18)	
Steals	Season 2 (2), Last: at DePaul (2/24/18)
Career 2 (2), Last: at DePaul (2/24/18)	
Blocked Shots	Season 5, vs. Providence (2/3/18)
Career 5, vs. Providence (2/3/18)	
Minutes	Season 24, vs. Providence (2/3/18)
Career 24, vs. Providence (2/3/18)	
Field Goals	Season 6, vs. Providence (2/3/18)
Career 6, vs. Providence (2/3/18)	
Field Goal Attempts	Season 7 (2), Last: vs. Seton Hall (1/9/18)
Career 7 (2), Last: vs. Seton Hall (1/9/18)	
Free Throws	Season 3, vs. DePaul (1/15/18)
Career 3, vs. DePaul (1/15/18)	
Free Throw Attempts	Season 4, vs. DePaul (1/15/18)
Career 4, vs. DePaul (1/15/18)	
3-Point Field Goals	Season -
Career -	
3-Point Field Goal Attempts	Season -
Career -	

Marquette Game Notes

Page 26

#5 ELLIOTT, Greg											
2017-18 Statistics											
	min	fg-a	3fg-a	ft-a	reb	ast	to	bk	st	pf	pts
Mount St. Mary's	.18	1-2	0-1	0-0	2	1	1	0	2	0	2
Purdue	.12	0-1	0-1	2-2	2	0	0	1	1	0	2
vs. VCU	.9	0-0	0-0	0-0	1	2	2	0	1	0	0
vs. Wichita State	.11	0-0	0-0	0-0	3	0	0	0	0	0	0
vs. LSU	.17	2-3	0-0	0-1	2	0	0	1	1	2	4
Eastern Illinois	.28	3-8	1-2	0-2	3	0	1	4	4	3	7
Chicago State	.23	3-5	0-2	1-2	6	9	1	1	1	3	7
Georgia	.26	1-3	0-1	2-2	3	1	2	1	2	4	4
Vermont*	.18	1-2	0-1	0-0	3	1	3	1	1	1	2
at Wisconsin	.15	0-1	0-0	0-0	0	2	0	0	0	2	0
Northern Illinois	.12	0-2	0-1	0-0	2	3	1	2	0	1	0
American	.23	1-2	0-1	3-6	5	3	1	1	2	1	5
Xavier	.16	3-4	2-2	0-0	2	0	0	0	1	0	8
Georgetown	.6	0-0	0-0	0-0	0	0	0	0	0	2	0
at Providence	.34	1-2	0-0	0-1	2	4	1	1	2	5	2
at Villanova	.25	5-10	1-2	2-2	4	1	1	2	1	4	13
Seton Hall	.25	2-3	1-1	4-4	5	3	0	0	1	1	9
at Butler	.26	2-6	1-2	0-0	2	1	2	1	0	2	5
DePaul	.21	0-3	0-0	0-0	4	1	2	1	1	1	0
at Xavier	.30	3-4	0-0	0-0	5	1	1	0	0	4	6
Villanova	.14	0-0	0-0	0-0	1	1	0	0	0	2	0
Butler	.28	3-4	0-1	4-4	2	2	0	0	3	4	10
Providence	.22	3-5	1-2	6-6	3	0	1	1	0	4	13
at Seton Hall	.9	0-1	0-0	0-0	0	0	2	0	0	2	0
at St. John's	.10	1-1	0-0	0-0	0	0	2	0	0	2	2
at Creighton	.17	4-5	2-3	0-0	5	1	0	0	1	3	10
St. John's*	.28	4-6	1-1	2-2	5	3	2	1	2	2	11
at DePaul	.24	2-7	0-1	0-0	1	4	2	0	1	2	4
at Georgetown	.7	1-2	0-0	0-0	2	2	1	0	0	0	2
Creighton	.11	1-1	0-0	2-2	3	0	0	0	0	0	4
vs. DePaul	.8	1-1	1-1	2-3	0	0	0	0	0	4	5
vs. Villanova	.13	1-2	0-1	2-2	2	2	1	1	1	0	4
Harvard	.19	1-3	0-1	1-2	1	0	0	0	1	4	3
Oregon	.22	4-5	0-1	5-5	2	1	0	1	1	1	13

* Starter

#10 HAUSER, Sam											
2017-18 Statistics											
	min	fg-a	3fg-a	ft-a	reb	ast	to	bk	st	pf	pts
Mount St. Mary's*	.23	2-6	0-3	0-0	6	3	1	0	1	1	4
Purdue*	.38	4-11	2-5	2-2	8	1	3	1	2	12	
vs. VCU*	.32	7-13	4-9	2-2	9	3	4	2	2	20	
vs. Wichita State*	.22	1-5	1-4	0-0	0	0	1	0	1	3	3
vs. LSU*	.27	6-10	5-7	3-4	3	3	2	1	0	4	20
Eastern Illinois*	.40	10-15	6-10	4-4	9	4	3	1	1	3	30
Chicago State*	.24	1-3	0-2	0-0	4	3	1	0	0	2	2
Georgia*	.37	3-10	2-7	0-0	9	1	1	1	0	3	8
Vermont*	.36	7-10	3-5	0-0	6	4	0	1	1	1	17
at Wisconsin*	.36	6-13	4-5	0-0	3	3	0	0	1	1	16
Northern Illinois*	.33	8-16	4-11	1-2	3	1	1	0	3	4	21
American*	.27	8-10	7-9	6-6	4	5	0	1	3	1	29
Xavier*	.38	4-6	2-4	2-2	7	8	0	0	0	5	12
Georgetown*	.35	3-10	2-5	0-0	4	2	1	1	3	2	8
at Providence*	.42	4-11	1-2	0-0	8	4	2	0	2	2	9
at Villanova*	.33	4-8	2-5	3-3	8	4	3	0	0	2	13
Seton Hall*	.32	5-11	4-9	0-0	8	1	0	1	1	0	14
at Butler*	.39	11-17	6-9	2-2	6	1	0	0	0	1	30
DePaul*	.27	6-12	5-10	2-3	7	1	0	2	2	1	19
at Xavier*	.21	1-2	1-1	2-2	4	2	0	0	0	0	5
Villanova*	.37	2-6	1-3	0-0	7	6	1	1	1	2	5
Butler*	.28	4-10	0-2	4-4	4	2	1	0	2	2	10
Providence*	.34	6-10	1-5	2-2	5	4	3	1	0	4	15
at Seton Hall*	.31	5-11	4-6	2-2	10	1	0	0	0	4	16
at St. John's*	.39	7-11	4-6	0-0	7	3	1	0	2	3	18
at Creighton*	.33	6-12	1-2	2-2	8	3	2	0	0	1	15
St. John's*	.33	9-14	5-7	1-2	3	5	2	0	2	2	24
at DePaul*	.40	4-10	3-6	0-0	9	2	2	0	1	3	11
at Georgetown*	.43	10-14	7-8	1-3	6	1	0	0	0	3	28
Creighton*	.37	6-12	2-5	4-6	9	1	2	1	0	0	18
vs. DePaul*	.36	5-12	2-6	4-4	3	2	3	0	2	3	16
vs. Villanova*	.33	1-6	0-1	2-2	4	5	0	0	1	4	
Harvard*	.15	2-5	0-3	0-0	2	2	0	0	0	3	4
Oregon*	.28	1-6	1-5	2-2	4	5	2	0	1	2	5

* Starter

#12 HELDT, Matt											
2017-18 Statistics											
	min	fg-a	3fg-a	ft-a	reb	ast	to	bk	st	pf	pts
Mount St. Mary's*	.27	5-6	0-0	3-3	5	0	0	1	1	1	13
Purdue*	.16	0-2	0-0	0-0	1	2	0	0	0	5	0
vs. VCU*	.22	2-2	0-0	0-0	8	1	0	2	0	4	4
vs. Wichita State*	.31	0-0	0-0	2-2	6	2	0	1	0	4	2
vs. LSU*	.33	4-4	0-0	4-5	4	2	1	3	0	1	12
Eastern Illinois*	.23	1-1	0-0	3-4	5	0	3	1	0	3	5
Chicago State*	.20	1-1	0-0	2-2	4	2	1	1	0	2	4
Georgia*	.32	0-6	0-0	0-0	7	1	0	1	0	3	0
Vermont*	.25	3-4	0-0	2-2	2	1	1	2	1	3	8
at Wisconsin*	.30	4-5	0-0	0-0	5	0	0	2	0	2	8
Northern Illinois*	.25	1-2	0-0	0-0	4	0	0	3	2	4	2
American*	.14	2-2	0-0	0-0	4	1	0	0	1	2	4
Xavier*	.13	0-1	0-0	0-0	1	1	0	0	0	1	0
Georgetown*	.29	1-2	0-0	0-0	7	1	1	2	0	4	2
at Providence*	.21	3-3	0-0	0-0	6	0	1	1	0	5	6
at Villanova*	.14	0-0	0-0	0-0	3	1	0	1	0	4	0
Seton Hall*	.23	4-5	0-0	1-1	7	0	0	0	1	2	9
at Butler*	.10	0-1	0-0	0-0	1	2	2	0	0	1	0
DePaul*	.17	1-1	0-0	0-0	6	2	1	1	0	2	2
at Xavier*	.9	0-1	0-0	2-2	4	0	1	0	0	3	2
Villanova	.8	1-1	0-0	0-0	2	0	0	0	0	2	2
Butler*	.11	0-0	0-0	2-2	1	0	0	0	0	2	2
Providence*	.5	0-0	0-0	0-0	0	0	0	0	1	0	2
at Seton Hall*	.23	4-6	0-0	2-3	8	0	0	0	0	3	10
at St. John's*	.21	1-2	0-0	0-0	3	0	0	0	0	5	2
at Creighton*	.30	3-4	0-0	1-1	5	1	0	1	0	4	7
St. John's*	.30	0-3	0-0	2-2	10	0	1	0	1	0	2
at DePaul*	.27	2-2	0-0	1-2	8	2	0	3	0	4	5
at Georgetown*	.29	1-2	0-0	0-0	10	2	1	1	0	4	2
Creighton*	.29	3-4	0-0	0-0	4	0	1	1	1	4	6
vs. DePaul*	.33	3-3	0-0	0-0	6	1	0	1	1	3	6
vs. Villanova*	.21	0-1	0-0	0-0	4	0	0	0	0	3	0
Harvard*	.30	2-3	0-0	0-0	8	1	1	3	0	1	4
Oregon*	.20	3-4	0-0	1-1	5	0	2	0	0	5	7

* Starter

Season & Career Highs	
Points	
Season	13 (3), Last: vs. Oregon (3/18/18)
Career	13 (3), Last: vs. Oregon (3/18/18)
Rebounds	
Season	6, vs. Chicago State (11/29/17)
Career	6, vs. Chicago State (11/29/17)
Assists	
Season	9, vs. Chicago State (11/29/17)
Career	9, vs. Chicago State (11/29/17)
Steals	
Season	4, vs. Eastern Illinois (11/27/17)
Career	4, vs. Eastern Illinois (11/27/17)
Blocked Shots	
Season	4, vs. Eastern Illinois (11/27/17)
Career	4, vs. Eastern Illinois (11/27/17)
Minutes	
Season	34, at Providence (1/3/18)
Career	34, at Providence (1/3/18)
Field Goals	
Season	5, at Villanova (1/6/18)
Career	5, at Villanova (1/6/18)
Field Goal Attempts	
Season	10, at Villanova (1/6/18)
Career	10, at Villanova (1/6/18)
Free Throws	
Season	6, vs. Providence (2/3/18)
Career	6, vs. Providence (2/3/18)
Free Throw Attempts	
Season	6 (2), Last: vs. Providence (2/3/18)
Career	6 (2), Last: vs. Providence (2/3/18)
3-Point Field Goals	
Season	2 (2), Last: at Creighton (2/17/18)
Career	2 (2), Last: at Creighton (2/17/18)
3-Point Field Goal Attempts	
Season	3, at Creighton (2/17/18)
Career	3, at Creighton (2/17/18)

Season & Career Highs	
Points	
Season	30 (2), Last: at Butler (1/12/18)
Career	30 (2), Last: at Butler (1/12/18)
Rebounds	
Season	10, at Seton Hall (2/7/18)
Career	10, at Seton Hall (2/7/18)
Assists	
Season	8, vs. Xavier (12/27/17)
Career	8, vs. Xavier (12/27/17)
Steals	
Season	3 (3), Last: vs. Georgetown (12/30/18)
Career	4, vs. St. John's (2/21/17)
Blocked Shots	
Season	2 (2), Last: vs. DePaul (1/15/18)
Career	3 (2), Last: vs. Xavier (2/18/17)
Minutes	
Season	43, at Georgetown (2/26/18)
Career	43, at Georgetown (2/26/18)
Field Goals	
Season	11, at Butler (1/12/18)
Career	11, at Butler (1/12/18)
Field Goal Attempts	
Season	17, at Butler (1/12/18)
Career	17, at Butler (1/12/18)
Free Throws	
Season	6, vs. American (12/21/17)
Career	6, vs. American (12/21/17)
Free Throw Attempts	
Season	6 (2), Last: vs. Creighton (3/3/18)
Career	8, vs. Fresno St. (12/6/16)
3-Point Field Goals	
Season	7 (2), Last: at Georgetown (2/26/18)
Career	7 (2), Last: at Georgetown (2/26/18)
3-Point Field Goal Attempts	
Season	11, vs. Northern Illinois (12/18/17)
Career	11, vs. Northern Illinois (12/18/17)

Season & Career Highs	
Points	
Season	13, vs. Mount St. Mary's (11/10/17)
Career	15, vs. St. John's (2/21/17)
Rebounds	
Season	10 (2), Last: at Georgetown (2/26/18)
Career	10 (3), Last: at Georgetown (2/26/18)
Assists	
Season	2 (8), Last: at Georgetown (2/26/18)
Career	2 (9), Last: at Georgetown (2/26/18)
Steals	
Season	2, vs. Northern Illinois (12/18/17)
Career	2 (2), Last: vs. N. Illinois (12/18/17)
Blocked Shots	
Season	3 (4), Last: vs. Harvard (3/14/18)
Career	4, at Xavier (3/1/17)
Minutes	
Season	33 (2), Last: vs. DePaul (3/7/18)
Career	33 (2), Last: vs. DePaul (3/7/18)
Field Goals	
Season	5, vs. Mount St. Mary's (11/10/17)
Career	6, vs. St. John's (2/21/17)
Field Goal Attempts	
Season	

Marquette Game Notes

Page 27

#13 EKE, Ike

2017-18 Statistics

	min	fg-a	3fg-a	ft-a	reb	ast	to	bk	st	pf	pts
Mount St. Mary's											DNP
Purdue											DNP
vs. VCU											DNP
vs. Wichita State											DNP
vs. LSU											DNP
Eastern Illinois											DNP
Chicago State											DNP
Georgia											DNP
Vermont											DNP
at Wisconsin											DNP
Northern Illinois											DNP
American											DNP
Xavier											DNP
Georgetown											DNP
at Providence											DNP
at Villanova											DNP
Seton Hall											DNP
at Butler											DNP
DePaul											DNP
at Xavier											DNP
Villanova											DNP
Butler											DNP
Providence											DNP
at Seton Hall											DNP
at St. John's											DNP
at Creighton											DNP
St. John's											DNP
at DePaul											DNP
at Georgetown											DNP
Creighton											DNP
vs. DePaul											DNP
vs. Villanova											DNP
Harvard											DNP
Oregon											DNP

* Starter

Season & Career Highs

Points
Season -
Career -
Rebounds
Season -
Career -
Assists
Season -
Career -
Steals
Season -
Career -
Blocked Shots
Season -
Career -
Minutes
Season -
Career -
Field Goals
Season -
Career -
Field Goal Attempts
Season -
Career -
Free Throws
Season -
Career -
Free Throw Attempts
Season -
Career -
3-Point Field Goals
Season -
Career -
3-Point Field Goal Attempts
Season -
Career -

#21 FROLING, Harry

2017-18 Statistics

	min	fg-a	3fg-a	ft-a	reb	ast	to	bk	st	pf	pts
Mount St. Mary's											DNP - Redshirt Transfer
Purdue											DNP - Redshirt Transfer
vs. VCU											DNP - Redshirt Transfer
vs. Wichita State											DNP - Redshirt Transfer
vs. LSU											DNP - Redshirt Transfer
Eastern Illinois											DNP - Redshirt Transfer
Chicago State											DNP - Redshirt Transfer
Georgia											DNP - Redshirt Transfer
Vermont											DNP - Redshirt Transfer
at Wisconsin											DNP - Redshirt Transfer
Northern Illinois	.3	0-1	0-0	0-0	2	0	1	0	1	0	0
American	.21	4-9	1-5	0-0	7	4	1	0	0	1	9
Xavier	.20	1-2	0-1	1-3	8	3	2	0	0	2	3
Georgetown	.7	0-2	0-1	0-0	0	0	0	0	0	1	0
at Providence	.11	2-3	0-0	0-1	2	0	2	0	0	3	4
at Villanova	.14	1-4	0-2	0-0	4	2	1	0	0	1	2
Seton Hall	.8	0-5	0-2	0-0	2	2	2	0	0	2	0
at Butler	.11	1-3	0-1	0-0	5	1	0	0	0	1	2
DePaul	.19	3-4	0-0	0-0	9	2	0	1	0	0	6
at Xavier	.23	3-7	1-3	0-0	8	2	1	1	0	4	7
Villanova*	.27	5-5	0-0	1-1	2	2	2	0	1	3	11
Butler*	.18	2-3	0-1	0-0	2	1	2	1	0	1	4
Providence*	.9	1-1	0-0	0-0	0	1	0	0	1	0	2
at Seton Hall	.21	0-1	0-0	0-0	6	0	1	0	0	2	0
at St. John's	.11	0-2	0-0	0-0	1	0	1	0	0	2	0
at Creighton	.6	0-0	0-0	0-0	0	0	0	0	0	0	0
St. John's											DNP
at DePaul											DNP
at Georgetown	.9	2-3	2-3	0-0	1	0	0	0	0	1	6
Creighton	.2	0-0	0-0	0-0	0	0	0	0	0	1	0
vs. DePaul	.3	0-0	0-0	0-0	0	0	0	0	0	3	0
vs. Villanova											DNP
Harvard											DNP
Oregon	.5	0-1	0-0	0-0	1	0	0	0	1	3	0

* Starter

Season & Career Highs

Points
Season 11, vs. Villanova (1/28/18)
Career 11 (2), Last: vs. Villanova (1/28/18)
Rebounds
Season 9, vs. DePaul (1/15/18)
Career 9, vs. DePaul (1/15/18)
Assists
Season 4, vs. American (12/21/17)
Career 4, vs. American (12/21/17)
Steals
Season 1 (2), Last: vs. Providence (2/3/18)
Career 2 (2), Last: vs. Delaware State (12/4/17)*
Blocked Shots
Season 1 (4), Last: vs. Butler (1/31/18)
Career 2, vs. Gardner Webb (11/11/17)
Minutes
Season 27, vs. Villanova (1/28/18)
Career 27, vs. Villanova (1/28/18)
Field Goals
Season 5, vs. Villanova (1/28/18)
Career 5 (2), Last: vs. Villanova (1/28/18)
Field Goal Attempts
Season 9, vs. American (12/21/17)
Career 9, vs. American (12/21/17)
Free Throws
Season 1, vs. Villanova (1/28/18)
Career 2, vs. TCU (12/7/16)*
Free Throw Attempts
Season 3, vs. Xavier (12/27/17)
Career 3 (3), Last: vs. Xavier (12/27/17)
3-Point Field Goals
Season 2, at Georgetown (2/26/18)
Career 2, at Georgetown (2/26/18)
3-Point Field Goal Attempts
Season 5, vs. American (12/21/17)
Career 5, vs. American (12/21/17)

*at SMU

#23 CAIN, Jamal

2017-18 Statistics

	min	fg-a	3fg-a	ft-a	reb	ast	to	bk	st	pf	pts
Mount St. Mary's	.12	1-3	0-1	1-2	1	0	0	0	0	2	3
Purdue											DNP
vs. VCU	.9	1-1	1-1	0-0	2	0	0	0	0	0	3
vs. Wichita State	.12	1-5	0-3	0-0	3	0	0	0	1	0	2
vs. LSU	.3	0-0	0-0	0-0	1	1	1	0	1	0	0
Eastern Illinois	.20	2-5	1-1	0-0	4	0	1	0	2	1	5
Chicago State	.22	4-8	1-5	1-2	5	2	0	0	0	0	10
Georgia	.25	3-4	2-3	0-0	1	0	0	0	1	2	8
Vermont	.20	2-7	0-2	1-1	4	2	1	1	0	2	5
at Wisconsin	.21	1-2	1-2	0-0	2	1	2	1	1	2	3
Northern Illinois	.21	3-5	0-0	0-2	6	1	1	0	2	3	6
American	.17	0-3	0-1	1-2	1	0	1	2	0	1	1
Xavier	.29	5-8	4-6	2-2	4	1	0	2	4	0	16
Georgetown	.19	3-4	2-3	0-1	1	0	2	1	1	0	8
at Providence	.17	0-0	0-0	0-0	4	1	2	0	1	1	0
at Villanova	.13	2-3	1-1	0-0	2	1	1	0	0	4	5
Seton Hall	.10	0-2	0-1	0-0	3	0	0	0	0	2	0
at Butler	.11	0-0	0-0	0-0	2	0	0	1	0	0	0
DePaul	.24	3-8	1-3	1-2	7	1	0	0	1	2	8
at Xavier	.18	2-4	0-2	1-2	2	1	0	0	0	0	5
Villanova	.22	3-4	2-3	0-1	5	0	1	0	1	1	8
Butler	.16	2-5	1-2	0-0	5	0	1	1	0	2	5
Providence	.8	0-1	0-0	0-0	1	0	0	0	0	0	0
at Seton Hall	.14	0-1	0-0	0-0	2	0	1	0	0	1	0
at St. John's	.15	0-1	0-1	0-0	1	2	0	0	2	0	0
at Creighton	.17	2-4	1-2	0-0	3	0	2	0	2	0	5
St. John's	.23	4-5	3-3	0-0	6	1	2	1	0	2	11
at DePaul	.7	0-1	0-0	0-0	1	0	1	0	1	3	0
at Georgetown	.18	2-7	1-2	0-0	5	3	3	0	1	2	5
Creighton	.20	1-1	1-1	1-2	4	1	1	1	0	2	4
vs. DePaul	.15	1-1	0-0	0-2	4	1	1	0	1	1	2
vs. Villanova	.23	1-3	0-1	0-0	5	0	2	1	2	0	2
Harvard	.28	4-6	1-1	2-2	6	0	5	0	3	3	11
Oregon	.19	3-5	1-2	0-0	5	2	2	0	1	3	7

* Starter

Season & Career Highs

Points
Season 16, vs. Xavier (12/27/17)
Career 16, vs. Xavier (12/27/17)
Rebounds
Season 7, vs. DePaul (1/15/18)
Career 7, vs. DePaul (1/15/18)
Assists
Season 3, at Georgetown (2/26/18)
Career 3, at Georgetown (2/26/18)
Steals
Season 4, vs. Xavier (12/27/17)
Career 4, vs. Xavier (12/27/17)
Blocked Shots
Season 2 (2), Last: vs. Xavier (12/27/17)
Career 2 (2), Last: vs. Xavier (12/27/17)
Minutes
Season 25, vs. Georgia (12/2/17)
Career 25, vs. Georgia (12/2/17)
Field Goals
Season 5, vs. Xavier (12/27/17)
Career 5, vs. Xavier (12/27/17)
Field Goal Attempts
Season 8 (3), Last: vs. DePaul (1/15/18)
Career 8 (3), Last: vs. DePaul (1/15/18)
Free Throws
Season 2, vs. Xavier (12/27/17)
Career 2, vs. Xavier (12/27/17)
Free Throw Attempts
Season 2 (8), Last: vs. Creighton (3/3/18)
Career 2 (8), Last: vs. Creighton (3/3/18)
3-Point Field Goals
Season 4, vs. Xavier (12/27/17)
Career 4, vs. Xavier (12/27/17)
3-Point Field Goal Attempts
Season 6, vs. Xavier (12/27/17)
Career 6, vs. Xavier (12/27/17)

Marquette Game Notes

Page 28

#30 ROWSEY, Andrew

2017-18 Statistics

	min	fg-a	3fg-a	ft-a	reb	ast	to	bk	st	pf	pts
Mount St. Mary's*	26	7-16	3-8	6-7	3	5	2	0	3	2	23
Purdue*	37	8-17	4-9	5-6	3	6	5	1	1	0	25
vs. VCU*	32	4-13	3-10	9-9	2	2	4	0	0	1	20
vs. Wichita State*	36	9-22	4-12	4-5	2	1	2	0	1	3	26
vs. LSU*	31	5-8	4-6	16-16	3	5	6	0	0	2	30
Eastern Illinois*	34	3-8	1-5	9-12	4	5	4	0	1	3	16
Chicago State*	32	10-17	6-12	0-0	3	4	1	0	1	1	26
Georgia	34	4-15	3-9	4-5	3	6	6	1	1	3	15
Vermont	33	4-9	3-7	2-3	3	10	1	0	1	4	13
at Wisconsin*	20	6-9	5-6	7-7	4	4	2	0	0	4	24
Northern Illinois*	24	4-9	2-5	1-3	2	3	4	1	0	3	11
American*	28	5-6	4-5	5-5	4	3	1	0	1	0	19
Xavier*	33	11-24	6-17	3-3	3	2	0	2	3	31	
Georgetown*	34	9-18	6-9	11-11	4	1	4	0	3	2	35
at Providence*	32	4-12	1-5	7-7	1	3	1	0	0	4	16
at Villanova*	26	2-12	2-7	0-0	3	3	3	0	1	2	6
Seton Hall*	34	10-18	4-8	7-7	5	3	2	0	1	2	31
at Butler*	37	3-11	3-6	8-9	4	5	3	0	0	2	17
DePaul*	34	2-12	2-10	5-5	3	9	5	0	5	0	11
at Xavier*	26	2-9	1-6	1-2	0	4	1	1	1	1	6
Villanova*	33	8-16	5-9	8-9	1	3	1	0	1	4	29
Butler*	26	0-6	0-4	0-0	1	2	3	0	1	0	0
Providence*	24	2-5	0-1	3-3	3	2	0	0	0	5	7
at Seton Hall*	31	4-15	3-6	4-4	4	7	5	0	0	4	15
at St. John's*	38	11-26	6-15	6-7	7	6	0	1	2	3	34
at Creighton*	39	8-20	3-12	2-3	5	8	1	0	0	3	21
St. John's*	38	7-16	4-12	1-2	1	8	2	0	1	2	19
at DePaul*	23	5-14	3-11	3-3	2	1	3	0	1	4	16
at Georgetown*	43	10-22	4-11	4-4	4	10	3	1	1	3	28
Creighton*	38	8-15	6-10	4-4	8	8	4	1	0	2	26
vs. DePaul*	39	8-20	4-9	5-5	6	3	4	0	1	3	25
vs. Villanova*	36	6-14	5-11	5-5	2	2	2	0	0	2	22
Harvard*	37	4-13	3-6	4-4	0	6	6	0	0	1	15
Oregon*	36	7-13	6-11	9-10	0	9	3	0	1	2	29

* Starter

#41 LELITO, Mike

2017-18 Statistics

	min	fg-a	3fg-a	ft-a	reb	ast	to	bk	st	pf	pts
Mount St. Mary's											DNP
Purdue											DNP
vs. VCU											DNP
vs. Wichita State											DNP
vs. LSU											DNP
Eastern Illinois											DNP
Chicago State	3	0-1	0-1	0-0	0	0	0	0	0	0	0
Georgia											DNP
Vermont											DNP
at Wisconsin											DNP
Northern Illinois											DNP
American											DNP
Xavier											DNP
Georgetown											DNP
at Providence											DNP
at Villanova											DNP
Seton Hall											DNP
at Butler											DNP
DePaul											DNP
at Xavier											DNP
Villanova											DNP
Butler											DNP
Providence											DNP
at Seton Hall											DNP
at St. John's											DNP
at Creighton											DNP
St. John's											DNP
at DePaul											DNP
at Georgetown											DNP
Creighton											DNP
vs. DePaul											DNP
vs. Villanova											DNP
Harvard											DNP
Oregon											DNP

* Starter

#52 MAROTTA, Cam

2017-18 Statistics

	min	fg-a	3fg-a	ft-a	reb	ast	to	bk	st	pf	pts
Mount St. Mary's	1	0-0	0-0	0-0	0	0	0	0	0	0	0
Purdue											DNP
vs. VCU											DNP
vs. Wichita State											DNP
vs. LSU											DNP
Eastern Illinois											DNP
Chicago State	4	0-1	0-1	0-0	0	0	0	0	0	0	0
Georgia											DNP
Vermont											DNP
at Wisconsin	1	0-0	0-0	0-0	1	0	0	0	0	0	0
Northern Illinois											DNP
American	4	0-1	0-0	0-0	0	0	0	0	0	1	0
Xavier											DNP
Georgetown											DNP
at Providence											DNP
at Villanova											DNP
Seton Hall											DNP
at Butler	0+	0-0	0-0	0-0	0	0	0	0	0	0	0
DePaul	1	0-0	0-0	0-0	0	0	0	0	0	0	0
at Xavier											DNP
Villanova											DNP
Butler											DNP
Providence											DNP
at Seton Hall											DNP
at St. John's											DNP
at Creighton											DNP
St. John's											DNP
at DePaul											DNP
at Georgetown											DNP
Creighton											DNP
vs. DePaul											DNP
vs. Villanova											DNP
Harvard											DNP
Oregon											DNP

* Starter

Season & Career Highs

Points	
Season	35, vs. Georgetown (12/30/17)
Career	41, at Radford (2/13/14)*
Rebounds	
Season	8, vs. Creighton (3/3/18)
Career	9, vs. Coastal Carolina (2/22/14)*
Assists	
Season	10 (2), Last: at Georgetown (2/26/18)
Career	10 (2), Last: at Georgetown (2/26/18)
Steals	
Season	5, vs. DePaul (1/15/18)
Career	5, vs. DePaul (1/15/18)
Blocked Shots	
Season	1 (7), Last: vs. Creighton (3/3/18)
Career	1 (11), Last: vs. Creighton (3/3/18)
Minutes	
Season	39, at Creighton (2/17/18)
Career	39, at Creighton (2/17/18)
Field Goals	
Season	11 (2), Last: at St. John's (2/10/18)
Career	14, at Radford (2/13/14)*
Field Goal Attempts	
Season	26, at St. John's (2/10/18)
Career	28, at Radford (2/13/14)*
Free Throws	
Season	16, vs. LSU (11/22/17)
Career	16, vs. LSU (11/22/17)
Free Throw Attempts	
Season	16, vs. LSU (11/22/17)
Career	16, vs. LSU (11/22/17)
3-Point Field Goals	
Season	6 (6), Last: vs. Oregon (3/18/18)
Career	8 (2), Last: at Winthrop (2/26/14)*
3-Point Field Goal Attempts	
Season	17, vs. Xavier (12/27/17)
Career	17, vs. Xavier (12/27/17)

Season & Career Highs

Points	
Season	-
Career	-
Rebounds	
Season	-
Career	-
Assists	
Season	-
Career	-
Steals	
Season	-
Career	-
Blocked Shots	
Season	-
Career	-
Minutes	
Season	3, vs. Chicago State (11/29/17)
Career	3, vs. Chicago State (11/29/17)
Field Goals	
Season	-
Career	-
Field Goal Attempts	
Season	1, vs. Chicago State (11/29/17)
Career	1, vs. Chicago State (11/29/17)
Free Throws	
Season	-
Career	-
Free Throw Attempts	
Season	-
Career	-
3-Point Field Goals	
Season	-
Career	-
3-Point Field Goal Attempts	
Season	1, vs. Chicago State (11/29/17)
Career	1, vs. Chicago State (11/29/17)

Season & Career Highs

Points	
Season	-
Career	3, vs. SIUE (12/21/16)
Rebounds	
Season	1, at Wisconsin (12/9/17)
Career	1 (3), Last: at Wisconsin (12/9/17)
Assists	
Season	-
Career	1 (2), Last: vs. W. Carolina (11/30/16)
Steals	
Season	--
Career	--
Blocked Shots	
Season	--
Career	--
Minutes	
Season	4 (2), Last: vs. American (12/21/17)
Career	4 (4), Last: vs. American (12/21/17)
Field Goals	
Season	-
Career	1, vs. SIUE (12/21/16)
Field Goal Attempts	
Season	1 (2), Last: vs. American (12/21/17)
Career	2 (2), Last: vs. SIUE (12/21/16)
Free Throws	
Season	-
Career	2, vs. IUPUI (11/22/16)
Free Throw Attempts	
Season	-
Career	2 (2), Last: vs. IUPUI (11/22/16)
3-Point Field Goals	
Season	-
Career	1, vs. SIUE (12/21/16)
3-Point Field Goal Attempts	
Season	-
Career	2, vs. SIUE (12/21/16)

Marquette Game Notes

Page 29

2017-18 Team Superlatives by Period

	FIRST HALF	SECOND HALF	OVERTIME	DOUBLE OVERTIME
Most Points	58 vs. Oregon (3/18/18)	56 at 3 Villanova (1/6/18)	18 vs. Eastern Illinois (11/27/17)	- -
Fewest Pts. Allowed	21 Twice (DePaul & Harvard)	21 vs. American (12/21/17)	8 at Georgetown (2/26/18)	- -
FG Percentage	63.6 vs. LSU (11/21/17)	58.8 at Creighton (2/17/18)	85.7 at Providence (1/3/18)	- -
Low FG Pct. Allowed	18.0 vs. DePaul (1/15/18)	20.0 at Wisconsin (12/9/17)	26.8 at Providence (1/3/18)	- -
3-Point Percentage	57.1 Twice (VCU & UW)	83.3 vs. Creighton (3/3/18)	100.0 vs. Eastern Illinois (11/27/17)	- -
FT Made	13 vs. Mount St. Mary's (11/10/17)	21 vs. LSU (11/22/17)	8 vs. Eastern Illinois (11/27/17)	- -
Rebounds	23 vs. DePaul (1/15/18)	23 (2x) last at 3 Villanova (1/6/18)	7 vs. Eastern Illinois (11/27/17)	- -
Assists	15 vs. Vermont (12/5/17)	14 vs. St. John's (2/21/18)	2 vs. Eastern Illinois (11/27/17)	- -
Blocks	5 vs. Vermont (12/5/17)	6 vs. Northern Illinois (12/18/17)	2 vs. Eastern Illinois (11/27/17)	- -
Steals	7 vs. Mount St. Mary's (11/10/17)	8 vs. LSU (11/22/17)	1 vs. Eastern Illinois (11/27/17)	- -

2017-18 Individual Superlatives by Half

FIRST HALF

Points	24	Markus Howard	at 8 Xavier (1/24/18)
3-Point Made	6	Andrew Rowsey	vs. Oregon (3/18/18)
FT Made	7	Andrew Rowsey	vs. VCU (11/20/17)
Rebounds	6	Sam Hauser	vs. 19 Purdue (11/14/17)
Assists	7	Andrew Rowsey	vs. Vermont (12/5/17)

SECOND HALF

Points	32	Markus Howard	at Providence (1/3/18)
3-Point Made	7	Markus Howard	at Providence (1/3/18)
FT Made	16	Andrew Rowsey	vs. LSU (11/22/17)
Rebounds	7	Sacar Anim	vs. Chicago State (11/29/17)
Assists	6	Andrew Rowsey	at St. John's (2/10/18)

This season . . .

Largest halftime lead	21	vs. Mount St. Mary's (11/10/17)
Largest halftime deficit	18	at 8 Xavier (1/24/18)
Largest lead in a game	44	vs. American (12/21/17)
Largest deficit in a game	30	vs. Butler (1/31/18)
Largest winning margin	41	vs. American (12/21/17)
Largest losing margin	20	vs. Butler (1/31/18)
Largest deficit in a victory	16	at Creighton (2/17/18)
Largest lead in a loss	9	at DePaul (2/24/18)
Largest home crowd	18,958	vs. Providence (2/3/18)
Largest road crowd	18,495	at Creighton (2/17/18)
Largest neutral crowd	19,812	vs. 2 Villanova (3/8/18)
50+ point games		Howard (1)
30+ point games		Howard (7), Rowsey (7), Hauser (2)
20+ point games		Rowsey (16), Howard (15), Hauser (8), Anim (1)
10+ rebound games		Heldt (2), Hauser (1)
10+ assist games		Rowsey (2)
Double-doubles		Rowsey (2), Hauser (1)

2017-18 Specialty Stats . . . (MU/Opp.)

Opponent	In Paint	Off T/O	2nd Chance	Fast Break	Bench
Mount St. Mary's	40/24	16/11	11/2	18/11	20/9
Purdue	12/30	9/13	3/10	13/12	5/22
vs. VCU	40/32	17/24	22/6	15/8	15/25
vs. Wichita State	22/44	10/12	4/10	2/6	5/28
vs. LSU	26/34	13/13	2/8	6/8	17/16
Eastern Illinois	28/30	25/18	8/12	15/12	12/26
Chicago State	30/22	20/8	14/12	23/7	17/17
Georgia	20/32	3/10	9/8	5/8	23/25
Vermont	36/28	19/12	7/10	21/7	24/36
at Wisconsin	26/34	28/8	11/10	8/6	5/8
Northern Illinois	32/24	24/14	17/10	4/10	13/10
American	28/16	27/11	11/2	11/2	24/14
Xavier	28/44	12/16	18/7	11/17	31/25
Georgetown	18/24	20/14	13/14	13/5	9/10
at Providence	36/44	17/13	10/13	2/2	12/10
at Villanova	34/38	7/16	22/11	3/4	20/24
Seton Hall	28/32	18/4	17/5	25/6	15/21
at Butler	28/60	6/11	7/9	0/8	15/10
DePaul	26/24	22/13	11/8	13/15	25/10
at Xavier	36/46	6/12	4/5	12/10	18/30
Villanova	38/32	12/17	14/11	9/12	10/3
Butler	36/44	16/20	4/13	14/18	17/22
Providence	36/30	15/17	5/6	9/10	27/22
at Seton Hall	22/26	6/14	10/5	5/12	0/9
at St. John's	26/36	14/19	2/4	7/9	2/0
at Creighton	34/30	11/15	20/10	5/9	15/26
St. John's	22/26	16/10	6/4	27/18	18/19
at DePaul	28/28	11/18	4/15	2/2	16/7
at Georgetown	8/12	11/12	2/3	6/4	9/6
Creighton	12/40	11/16	8/17	12/25	10/10
vs. DePaul	28/30	11/7	9/9	9/4	7/4
vs. Villanova	24/36	8/6	6/10	6/5	12/11
Harvard	26/30	21/21	4/12	17/16	18/12
Oregon	38/42	30/15	9/13	36/15	30/19
TOTALS	958/1,118	518/320	327/315	393/326	522/562

Marquette Game Notes

CAREER GAME-BY-GAME STATISTICS

#0 HOWARD, Markus

2016-17 Statistics

	min	fg-a	3fg-a	ft-a	reb	ast	to	bk	st	pf	pts
vs. Vanderbilt*	.11	0-2	0-0	0-0	0	2	1	0	0	4	0
Howard	.16	4-5	3-4	1-1	4	1	3	0	0	1	12
vs. Michigan	.21	2-5	2-4	2-2	4	2	1	0	0	4	8
vs. Pittsburgh	.4	0-1	0-1	0-0	2	0	2	0	0	1	0
IUPUI*	.22	2-5	1-2	0-0	1	2	0	0	2	1	5
Houston Baptist*	.19	4-6	3-5	2-2	2	3	3	0	2	1	13
Western Carolina*	.24	6-14	4-10	1-1	1	4	1	0	2	1	17
at Georgia*	.20	5-9	3-6	2-2	2	1	1	0	1	2	15
Fresno State*	.24	2-5	2-4	4-4	1	4	0	0	1	3	10
Wisconsin*	.34	6-12	3-6	7-8	3	1	1	0	0	3	22
St. Francis (Pa.)				DNP							
SIUE	.19	0-1	0-0	2-2	2	3	1	0	2	1	2
Georgetown*	.21	7-10	5-6	4-4	2	2	2	0	2	4	23
at Seton Hall*	.25	5-11	3-6	1-1	2	2	5	0	2	0	14
at Villanova*	.29	7-11	4-5	3-3	3	3	2	0	1	3	21
Seton Hall*	.42	8-17	4-6	2-3	1	6	0	0	1	3	22
DePaul*	.14	4-7	1-4	0-0	3	1	3	0	1	4	9
at Butler*	.23	10-18	2-8	4-4	2	0	2	0	0	3	26
at Creighton*	.24	4-8	1-4	2-2	6	1	1	0	1	3	11
Villanova*	.7	0-1	0-0	0-0	0	2	0	0	5	0	0
Providence*	.19	5-11	3-6	0-0	2	1	2	0	0	2	13
at St. John's*	.15	3-10	3-6	0-0	1	2	6	0	0	1	9
at DePaul*	.22	5-8	3-5	0-1	1	3	2	0	0	3	13
Butler*	.25	6-14	5-8	2-2	0	1	3	0	2	2	19
at Georgetown*	.18	1-3	1-3	0-1	2	1	1	0	3	3	3
Xavier*	.29	11-18	9-12	3-3	4	3	1	0	0	2	34
St. John's*	.16	1-4	1-1	0-0	2	4	3	0	0	4	3
at Providence*	.24	8-13	6-8	2-2	4	0	5	1	0	5	24
at Xavier*	.24	5-9	2-3	3-4	2	3	0	0	0	4	15
Creighton*	.33	7-11	2-5	2-4	7	9	3	0	2	2	18
vs. Seton Hall*	.31	3-10	3-6	7-7	2	2	0	1	1	3	16
vs. South Carolina*	.26	5-10	3-6	0-0	1	3	6	0	0	1	13

#10 HAUSER, Sam

2016-17 Statistics

	min	fg-a	3fg-a	ft-a	reb	ast	to	bk	st	pf	pts
vs. Vanderbilt	.19	5-8	4-7	0-0	3	1	0	0	1	2	14
Howard	.20	3-4	3-4	1-2	6	0	4	0	1	3	10
vs. Michigan	.18	0-3	0-2	0-0	1	1	0	1	1	2	0
vs. Pittsburgh	.26	4-8	2-6	1-1	2	0	0	1	0	3	11
IUPUI*	.20	3-6	2-4	0-0	9	1	1	0	0	1	8
Houston Baptist*	.28	2-5	2-5	0-0	8	2	0	0	2	3	6
Western Carolina*	.24	2-3	2-3	0-0	4	1	0	1	3	1	6
at Georgia*	.30	7-10	4-7	1-1	6	0	0	0	1	4	19
Fresno State*	.24	5-7	4-6	5-8	5	2	1	0	1	2	19
Wisconsin*	.18	0-1	0-1	0-0	1	1	1	0	0	5	0
St. Francis (Pa.)	.39	4-7	3-5	0-0	7	1	0	0	1	1	11
SIUE*	.26	3-8	2-6	3-3	9	2	1	1	1	1	11
Georgetown*	.31	1-6	1-5	2-2	6	1	0	1	1	1	5
at Seton Hall*	.33	4-8	1-4	2-3	4	3	3	1	1	3	11
at Villanova*	.35	5-11	3-7	0-0	5	0	0	0	2	3	13
Seton Hall*	.14	2-6	1-2	0-0	4	1	0	0	0	5	5
DePaul*	.23	2-6	1-3	0-0	9	0	0	3	0	1	5
at Butler*	.30	4-6	3-4	0-0	2	1	1	0	1	5	11
at Creighton*	.20	3-4	2-3	2-2	0	0	0	0	4	10	
Villanova*	.31	2-5	1-3	0-0	6	2	0	1	0	2	5
Providence*	.34	3-10	2-6	0-0	6	2	1	1	0	2	8
at St. John's*	.31	4-10	4-8	2-2	7	2	1	1	1	5	14
at DePaul*	.19	1-6	0-3	0-0	3	5	0	0	0	2	8
Butler*	.29	3-6	1-2	1-1	7	5	2	0	1	0	8
at Georgetown*	.20	1-2	0-1	0-0	2	0	0	0	0	4	2
Xavier*	.33	0-5	0-5	0-0	6	2	1	3	1	1	0
St. John's*	.30	7-10	5-8	0-0	8	1	3	0	4	3	19
at Providence*	.24	1-3	1-2	2-2	3	1	0	2	0	2	5
at Xavier*	.26	5-9	2-5	0-0	6	1	2	0	0	2	12
Creighton*	.32	4-8	3-5	0-0	7	2	0	2	1	1	11
vs. Seton Hall*	.28	3-7	2-3	0-0	1	1	0	0	0	4	8
vs. South Carolina*	.32	4-7	2-4	2-2	4	0	0	0	0	4	12

#12 HELDT, Matt

2016-17 Statistics

	min	fg-a	3fg-a	ft-a	reb	ast	to	bk	st	pf	pts
vs. Vanderbilt	.3	1-1	0-0	0-1	1	0	2	0	0	4	2
Howard	.10	0-0	0-0	2-3	5	1	0	0	0	2	2
vs. Michigan	.9	1-1	0-0	0-0	0	0	0	0	1	0	2
vs. Pittsburgh	.12	1-1	0-0	1-1	3	1	0	1	1	3	3
IUPUI*	.12	1-1	0-0	0-0	4	0	1	1	0	5	2
Houston Baptist	.14	0-1	0-0	0-0	1	0	1	0	1	0	2
Western Carolina	.25	2-4	0-0	2-3	5	0	1	0	0	2	6
at Georgia	.16	2-3	0-0	0-1	7	0	0	0	0	2	4
Fresno State	.9	0-0	0-0	0-0	0	0	0	0	0	0	0
Wisconsin	.3	0-0	0-0	0-0	0	0	0	0	0	0	0
St. Francis (Pa.)	.7	0-0	0-0	0-0	2	0	0	0	0	2	0
SIUE	.14	2-3	0-0	2-3	5	1	1	1	0	5	6
Georgetown	.9	0-1	0-0	0-0	0	0	0	0	1	1	0
at Seton Hall	.11	0-1	0-0	0-0	1	0	0	0	0	2	0
at Villanova	.12	0-0	0-0	4-6	4	1	0	0	1	2	4
Seton Hall	.13	0-0	0-0	1-2	2	0	0	0	1	4	1
DePaul	.23	0-0	0-0	1-2	2	0	0	0	0	2	1
at Butler	.7	0-1	0-0	0-0	2	0	0	0	0	0	0
at Creighton	.9	0-0	0-0	0-0	0	0	0	0	0	0	0
Villanova	.2	0-0	0-0	0-0	0	0	0	0	0	0	0
Providence	.7	0-0	0-0	0-1	1	0	0	0	0	2	0
at St. John's	.18	2-2	0-0	0-0	6	2	0	0	1	1	4
at DePaul	.14	2-2	0-0	1-2	3	0	0	0	0	1	5
Butler	.6	0-0	0-0	0-0	0	0	0	0	0	0	0
at Georgetown	.8	1-1	0-0	0-0	0	0	0	0	0	1	2
Xavier	.24	3-4	0-0	0-0	9	0	0	1	1	5	6
St. John's*	.29	6-6	0-0	3-3	10	0	1	0	0	3	15
at Providence*	.22	1-2	0-0	1-2	4	0	1	1	0	5	3
at Xavier*	.21	2-2	0-0	0-0	2	0	0	0	4	0	3
Creighton	.14	1-2	0-0	0-2	7	0	0	0	0	1	2
vs. Seton Hall*	.21	0-0	0-0	0-0	5	0	0	0	0	3	0
vs. South Carolina*	.14	0-1	0-0	0-0	3	0	2	0	0	2	0

#2 ANIM, Sacar

2015-16 Statistics

	min	fg-a	3fg-a	ft-a	reb	ast	to	bk	st	pf	pts
Belmont	.10	1-1	0-0	0-0	2	0	0	0	2	1	2
IUPUI	.6	0-0	0-0	0-0	0	1	1	0	0	4	0
Iowa	.9	1-2	1-2	0-0	0	0	0	0	0	1	3
vs. LSU				DNP							
vs. Arizona State	.0+	0-0	0-0	0-0	0	0	0	0	0	0	0
Jackson State				DNP							
Grambling State	.7	2-3	0-0	0-0	1	0	1	0	2	1	4
Maine	.11	2-3	0-0	0-1	2	0	0	0	0	0	4
San Jose State				DNP							
at Wisconsin				DNP							
Chicago State	.3	0-3	0-0	0-0	1	0	1	0	0	0	0
Presbyterian	.3	0-0	0-0	0-0	0	0	0	0	0	0	0
Seton Hall	.1	0-0	0-0	0-0	0	0	0	0	0	1	0
at Georgetown				DNP							
at Providence				DNP							
St. John's				DNP							
at Villanova				DNP							
Xavier				DNP							
DePaul	.9	1-2	1-2	0-1	1	0	0	0	0	0	3
at St. John's	.4	1-1	0-0	0-0	0	0	0	0	0	1	2
Sletson	.7	0-0	0-0	0-2	0	0	2	0	0	0	0
Butler	.2	0-0	0-0	0-0	0	0	0	0	0	0	0
at Seton Hall	.1	0-1	0-1	0-0	0	0	0	0	0	0	0
at Xavier				DNP							
Providence				DNP							
Creighton				DNP							
at DePaul				DNP							
at Creighton	.6	0-1	0-0	0-0	0	0	0	0	0	0	0
Villanova				DNP							
Georgetown				DNP							
at Butler	.3	0-0	0-0	1-2	0	0	0	0	0	0	1
at St. John's				DNP							
vs. Xavier	.1	0-0	0-0	0-0	0	0	0	0	0	0	0

2015-16 Statistics

	min	fg-a	3fg-a	ft-a	reb	ast	to	bk	st	pf	pts
Belmont				DNP							
IUPUI				DNP							
Iowa	.11	0-1	0-0	0-0	1	0	0	0	0	0	0
vs. LSU	.1	0-0	0-0	0-0	0	0	1	0	0	1	0
vs. Arizona State	.1	0-0	0-0	0-0	0	0	0	0	0	0	0
Jackson State	.2	1-1	0-0	0-0	0	0	0	0	0	0	2
Grambling State	.10	1									

Marquette Game Notes

CAREER GAME-BY-GAME STATISTICS

#30 ROWSEY, Andrew

2016-17 Statistics

	min	fg-a	3fg-a	ft-a	reb	ast	to	bk	st	pf	pts
vs. Vanderbilt	14	0-3	0-3	0-0	2	2	0	0	0	1	0
Howard	16	1-4	0-2	0-0	1	1	0	0	0	3	2
vs. Michigan	1	0-0	0-0	0-0	0	0	0	0	0	0	0
vs. Pittsburgh	28	5-12	3-7	7-8	2	2	1	0	0	4	20
IUPUI	14	1-6	1-5	2-2	2	0	1	0	1	2	5
Houston Baptist	4	0-1	0-1	0-0	0	0	1	0	0	0	0
Western Carolina	20	7-11	4-7	3-3	3	1	2	0	0	3	21
at Georgia	17	2-5	2-4	0-0	2	1	0	0	0	1	6
Fresno State	16	2-2	2-2	4-4	2	2	3	0	0	2	10
Wisconsin	24	4-8	3-5	4-4	1	1	0	0	0	3	15
St. Francis (Pa.)*	36	7-14	6-13	2-2	4	4	3	0	1	2	22
SIUE*	28	3-7	0-3	2-2	1	3	1	0	2	2	8
Georgetown	15	3-5	3-4	2-3	2	3	1	0	1	5	11
at Seton Hall	15	1-4	0-3	2-2	1	3	0	0	1	0	4
at Villanova	23	2-6	1-5	0-0	1	1	0	0	1	2	5
Seton Hall	3	1-1	1-1	0-0	1	0	1	0	0	1	3
DePaul	26	9-10	6-7	0-0	1	4	2	0	1	0	24
at Butler	17	4-8	3-6	0-0	0	1	1	0	0	4	11
at Creighton	14	3-3	2-2	3-3	1	1	1	0	0	3	11
Villanova	22	3-6	2-5	0-0	5	4	1	0	0	3	8
Providence	23	5-8	3-5	10-10	4	2	2	0	1	0	23
at St. John's	29	6-15	4-9	5-7	3	2	1	0	1	1	21
at DePaul	19	6-8	5-6	5-5	1	3	2	0	1	3	22
Butler	14	0-4	0-3	0-0	1	3	1	0	0	4	0
at Georgetown	21	2-7	1-6	6-6	0	2	1	0	0	0	11
Xavier*	31	3-11	3-10	9-10	1	7	2	0	0	1	18
St. John's*	32	6-15	3-8	3-3	4	6	3	0	0	3	18
at Providence*	29	2-7	2-5	2-2	2	3	4	0	4	2	8
at Xavier*	30	4-8	3-5	9-9	3	5	1	0	1	3	20
Creighton*	25	2-6	2-3	2-2	1	2	1	1	3	2	8
vs. Seton Hall*	34	9-16	4-9	1-2	3	2	2	0	2	3	23
vs. South Carolina*	27	3-9	2-7	5-6	3	2	3	0	0	3	13

#52 MAROTTA, Cam

2016-17 Statistics

	min	fg-a	3fg-a	ft-a	reb	ast	to	bk	st	pf	pts
vs. Vanderbilt											DNP
Howard											DNP
vs. Michigan											DNP
vs. Pitt											DNP
IUPUI	3	0-1	0-1	2-2	1	0	0	0	0	0	2
Houston Baptist	2	0-0	0-0	0-0	1	1	0	0	0	0	0
Western Carolina	3	0-1	0-0	0-0	0	1	1	0	0	0	0
at Georgia											DNP
Fresno State											DNP
Wisconsin											DNP
St. Francis (Pa.)											DNP
SIUE	4	1-2	1-2	0-0	0	0	1	0	0	1	3
Georgetown											DNP
at Seton Hall											DNP
at Villanova											DNP
Seton Hall											DNP
DePaul											DNP
at Butler											DNP
at Creighton											DNP
Villanova											DNP
Providence											DNP
at St. John's											DNP
at DePaul											DNP
Butler											DNP
at Georgetown											DNP
Xavier	1	0-1	0-0	0-0	0	0	0	0	0	0	0
St. John's	1	0-1	0-0	0-0	0	0	0	0	0	0	0
at Providence											DNP
at Xavier											DNP
Creighton											DNP
vs. Seton Hall											DNP
vs. South Carolina	1	0-0	0-0	0-0	0	0	0	0	0	0	0

2015-16 Statistics

	min	fg-a	3fg-a	ft-a	reb	ast	to	bk	st	pf	pts
Belmont											DNP
IUPUI											DNP
Iowa											DNP
vs. LSU											DNP
vs. Arizona State											DNP
Jackson State											DNP
Grambling State	3	0-2	0-1	0-0	0	0	0	0	0	0	0
Maine	4	0-0	0-0	1-2	0	0	0	0	0	0	1
San Jose State											DNP
at Wisconsin											DNP
Chicago State											DNP
Presbyterian	1	0-0	0-0	0-0	0	0	0	0	0	0	0
Seton Hall											DNP
at Georgetown											DNP
at Providence											DNP
St. John's											DNP
at Villanova											DNP
Xavier											DNP
DePaul											DNP
at St. John's											DNP
Stetson											DNP
Butler											DNP
at Seton Hall											DNP
at Xavier											DNP
Providence											DNP
Creighton											DNP
at DePaul											DNP
at Creighton											DNP
Villanova											DNP
Georgetown											DNP
at Butler											DNP
at St. John's											DNP
vs. Xavier											DNP

* - indicates player started the game

Individual Career History

ANIM, Sacar

Season	gp-gs	min/avg	Total		3-Point		F-Throws		Rebounds				Scoring							
			fg-fga	pct	fg-fga	pct	ft-fta	pct	off	def	tot	avg	pf	fo	ast	to	blk	stl	pts	avg
2015-16	17-0	83/4.9	8-17	.471	2-5	.400	1-6	.167	5	2	7	0.4	9	0	1	5	0	4	19	1.1
2017-18	34-30	918/27.0	102-212	.481	8-34	.235	49-80	.613	44	57	101	3.0	92	5	57	44	2	28	261	7.7
TOTAL	51-30	1001/19.6	110-229	.480	10-39	.256	50-86	.581	49	59	108	2.1	101	5	58	49	2	32	280	5.5

CAIN, Jamal

Season	gp-gs	min/avg	Total		3-Point		F-Throws		Rebounds				Scoring							
			fg-fga	pct	fg-fga	pct	ft-fta	pct	off	def	tot	avg	pf	fo	ast	to	blk	stl	pts	avg
2017-18	33-0	567/17.2	56-117	.479	25-53	.472	11-23	.478	28	80	108	3.3	44	0	21	36	12	27	148	4.5
TOTAL	33-0	567/17.2	56-117	.479	25-53	.472	11-23	.478	28	80	108	3.3	44	0	21	36	12	27	148	4.5

ELLIOTT, Greg

Season	gp-gs	min/avg	Total		3-Point		F-Throws		Rebounds				Scoring							
			fg-fga	pct	fg-fga	pct	ft-fta	pct	off	def	tot	avg	pf	fo	ast	to	blk	stl	pts	avg
2017-18	34-4	627/18.4	54-104	.519	11-29	.379	38-48	.792	23	58	81	2.4	67	1	48	30	23	30	157	4.6
TOTAL	34-4	627/18.4	54-104	.519	11-29	.379	38-48	.792	23	58	81	2.4	67	1	48	30	23	30	157	4.6

FROLING, Harry

Season	gp-gs	min/avg	Total		3-Point		F-Throws		Rebounds				Scoring							
			fg-fga	pct	fg-fga	pct	ft-fta	pct	off	def	tot	avg	pf	fo	ast	to	blk	stl	pts	avg
2017-18	20-3	248/12.4	25-56	.446	4-19	.211	2-5	.400	19	41	60	3.0	32	0	20	16	4	3	56	2.8
TOTAL	20-3	248/12.4	25-56	.446	4-19	.211	2-5	.400	19	41	60	3.0	32	0	20	16	4	3	56	2.8

HAUSER, Sam

Season	gp-gs	min/avg	Total		3-Point		F-Throws		Rebounds				Scoring							
			fg-fga	pct	fg-fga	pct	ft-fta	pct	off	def	tot	avg	pf	fo	ast	to	blk	stl	pts	avg
2016-17	32-28	847/26.5	97-205	.473	63-139	.453	24-29	.828	29	130	159	5.0	80	4	42	22	19	25	281	8.8
2017-18	34-34	1109/32.6	169-338	.500	92-187	.492	51-61	.836	33	164	197	5.8	72	1	96	42	15	33	481	14.1
TOTAL	66-62	1956/29.6	266-543	.490	155-326	.475	75-90	.833	62	294	356	5.4	152	5	138	64	34	58	762	11.5

HELDT, Matt

Season	gp-gs	min/avg	Total		3-Point		F-Throws		Rebounds				Scoring							
			fg-fga	pct	fg-fga	pct	ft-fta	pct	off	def	tot	avg	pf	fo	ast	to	blk	stl	pts	avg
2015-16	20-0	101/5.1	4-10	.400	0-0	.000	5-9	.556	6	11	17	0.9	18	0	1	8	3	2	13	0.7
2016-17	32-7	418/13.1	28-40	.700	0-0	.000	18-32	.563	41	53	94	2.9	66	4	6	10	13	6	74	2.3
2017-18	34-31	751/22.1	55-85	.647	0-0	.000	28-32	.875	57	107	164	4.8	98	4	26	18	33	9	138	4.1
TOTAL	86-38	1270/14.8	87-135	.644	0-0	.000	51-73	.699	104	171	275	3.2	182	8	33	36	49	17	225	2.6

HOWARD, Markus

Season	gp-gs	min/avg	Total		3-Point		F-Throws		Rebounds				Scoring							
			fg-fga	pct	fg-fga	pct	ft-fta	pct	off	def	tot	avg	pf	fo	ast	to	blk	stl	pts	avg
2016-17	31-27	681/22.0	136-269	.506	82-150	.547	56-63	.889	9	60	69	2.2	79	2	70	63	2	26	410	13.2
2017-18	33-31	1037/31.4	231-496	.466	109-268	.407	102-109	.936	11	94	105	3.2	82	3	94	83	2	33	673	20.4
TOTAL	64-58	1718/26.8	367-765	.480	191-418	.457	158-172	.919	20	154	174	2.7	161	5	164	146	4	59	1083	16.9

JOHN, Theo

Season	gp-gs	min/avg	Total		3-Point		F-Throws		Rebounds				Scoring							
			fg-fga	pct	fg-fga	pct	ft-fta	pct	off	def	tot	avg	pf	fo	ast	to	blk	stl	pts	avg
2017-18	32-0	368/11.5	53-92	.576	0-0	.000	18-36	.500	23	44	67	2.1	81	4	7	32	25	11	124	3.9
TOTAL	32-0	368/11.5	53-92	.576	0-0	.000	18-36	.500	23	44	67	2.1	81	4	7	32	25	11	124	3.9

Individual Career History

LELITO, Mike

Season	gp-gs	min/avg	Total		3-Point		F-Throws		Rebounds				pf	fo	ast	to	blk	stl	Scoring	
			fg-fga	pct	fg-fga	pct	ft-fta	pct	off	def	tot	avg							pts	avg
2017-18	1-0	3/3.0	0-1	.000	0-1	.000	0-0	.000	0	0	0	0.0	0	0	0	0	0	0	0	0.0
TOTAL	1-0	3/3.0	0-1	.000	0-1	.000	0-0	.000	0	0	0	0.0	0	0	0	0	0	0	0	0.0

MAROTTA, Cam

Season	gp-gs	min/avg	Total		3-Point		F-Throws		Rebounds				pf	fo	ast	to	blk	stl	Scoring	
			fg-fga	pct	fg-fga	pct	ft-fta	pct	off	def	tot	avg							pts	avg
2015-16	3-0	8/2.7	0-2	.000	0-1	.000	1-2	.500	0	0	0	0.0	0	0	0	0	0	0	1	0.3
2016-17	9-0	19/2.1	1-6	.167	1-3	.333	2-2	1.000	0	2	2	0.2	2	0	2	3	0	0	5	0.6
2017-18	7-0	12/1.7	0-2	.000	0-1	.000	0-0	.000	0	1	1	0.1	2	0	0	0	0	0	0	0.0
TOTAL	19-0	39/2.1	1-10	.100	1-5	.200	3-4	.750	0	3	3	0.2	4	0	2	3	0	0	6	0.3

ROWSEY, Andrew

Season	gp-gs	min/avg	Total		3-Point		F-Throws		Rebounds				pf	fo	ast	to	blk	stl	Scoring	
			fg-fga	pct	fg-fga	pct	ft-fta	pct	off	def	tot	avg							pts	avg
2016-17	32-9	667/20.8	106-230	.461	71-159	.447	88-95	.926	6	52	58	1.8	66	1	73	42	1	21	371	11.6
2017-18	34-32	1104/32.5	200-480	.417	119-290	.410	168-185	.908	12	90	102	3.0	80	1	161	98	7	32	687	20.2
TOTAL	66-41	1771/26.8	306-710	.431	190-449	.423	256-280	.914	18	142	160	2.4	146	2	234	140	8	53	1058	16.0

THE STAT CREW SYSTEM
Marquette Combined Team Statistics (as of Mar 18, 2018)
All games

RECORD:	OVERALL	HOME	AWAY	NEUTRAL
ALL GAMES	21-13	13-6	5-5	3-2
CONFERENCE	9-9	5-4	4-5	0-0
NON-CONFERENCE	12-4	8-2	1-0	3-2

##	Player	gp-gs	min	avg	Total		3-Point		F-Throw		Rebounds				pf	dq	a	to	blk	stl	pts	avg
					fg-fga	fg%	3fg-fga	3fg%	ft-fa	ft%	off	def	tot	avg								
00	HOWARD, Markus	33-31	1037	31.4	231-496	.466	109-268	.407	102-109	.936	11	94	105	3.2	82	3	94	83	2	33	673	20.4
30	ROWSEY, Andrew	34-32	1104	32.5	200-480	.417	119-290	.410	168-185	.908	12	90	102	3.0	80	1	161	98	7	32	687	20.2
10	HAUSER, Sam	34-34	1109	32.6	169-338	.500	92-187	.492	51-61	.836	33	164	197	5.8	72	1	96	42	15	33	481	14.1
02	ANIM, Sacar	34-30	918	27.0	102-212	.481	8-34	.235	49-80	.613	44	57	101	3.0	92	5	57	44	2	28	261	7.7
05	ELLIOTT, Greg	34-4	627	18.4	54-104	.519	11-29	.379	38-48	.792	23	58	81	2.4	67	1	48	30	23	30	157	4.6
23	CAIN, Jamal	33-0	567	17.2	56-117	.479	25-53	.472	11-23	.478	28	80	108	3.3	44	0	21	36	12	27	148	4.5
12	HELDT, Matt	34-31	751	22.1	55-85	.647	0-0	.000	28-32	.875	57	107	164	4.8	98	4	26	18	33	9	138	4.1
04	JOHN, Theo	32-0	368	11.5	53-92	.576	0-0	.000	18-36	.500	23	44	67	2.1	81	4	7	32	25	11	124	3.9
21	FROLING, Harry	20-3	248	12.4	25-56	.446	4-19	.211	2-5	.400	19	41	60	3.0	32	0	20	16	4	3	56	2.8
41	LELITO, Mike	1-0	3	3.0	0-1	.000	0-1	.000	0-0	.000	0	0	0	0.0	0	0	0	0	0	0	0	0.0
52	MAROTTA, Cam	7-0	12	1.7	0-2	.000	0-1	.000	0-0	.000	0	1	1	0.1	2	0	0	0	0	0	0	0.0
Team											50	36	86		1		12					
Total.....		34	6875		961-2020	.476	373-895	.417	471-586	.804	302	784	1086	31.9	658	19	537	419	123	211	2766	81.4
Opponents.....		34	6875		929-1952	.476	238-665	.358	567-761	.745	324	807	1131	33.3	576	9	509	438	92	202	2663	78.3

TEAM STATISTICS	MU	OPP	Date	Opponent	Score	Att.
SCORING	2766	2663	11/10/17	MOUNT ST. MARY'S	w 80-59	13324
Points per game	81.4	78.3	11/14/17	PURDUE	L 71-86	13307
Scoring margin	+3.0	-	# 11/20/17	vs VCU	w 94-83	2400
FIELD GOALS-ATT	961-2020	929-1952	# 11/21/17	vs WICHITA STATE	L 66-80	2400
Field goal pct	.476	.476	# 11/22/17	vs LSU	w 94-84	2400
3 POINT FG-ATT	373-895	238-665	11/27/17	EASTERN ILLINOIS	Wot 86-83	11647
3-point FG pct	.417	.358	11/29/17	CHICAGO STATE	w 95-69	11685
3-pt FG made per game	11.0	7.0	12/2/17	GEORGIA	L 66-73	13476
FREE THROWS-ATT	471-586	567-761	12/5/17	VERMONT	w 91-81	12055
Free throw pct	.804	.745	12/9/17	at Wisconsin	w 82-63	17287
F-Throws made per game	13.9	16.7	12/18/17	NORTHERN ILLINOIS	w 79-70	12532
REBOUNDS	1086	1131	12/21/17	AMERICAN	w 92-51	12683
Rebounds per game	31.9	33.3	* 12/27/17	XAVIER	L 87-91	15095
Rebounding margin	-1.3	-	* 12/30/17	GEORGETOWN	w 74-65	14889
ASSISTS	537	509	* 1/3/18	at Providence	Wot 95-90	8375
Assists per game	15.8	15.0	* 1/6/18	at Villanova	L 90-100	14210
TURNOVERS	419	438	* 1/9/18	SETON HALL	w 84-64	12901
Turnovers per game	12.3	12.9	* 1/12/18	at Butler	L 83-94	8911
Turnover margin	+0.6	-	* 1/15/18	DEPAUL	w 70-52	12278
Assist/turnover ratio	1.3	1.2	* 1/24/18	at Xavier	L 70-89	10493
STEALS	211	202	* 1/28/18	VILLANOVA	L 82-85	17120
Steals per game	6.2	5.9	* 1/31/18	BUTLER	L 72-92	12779
BLOCKS	123	92	* 2/3/18	PROVIDENCE	L 75-77	18958
Blocks per game	3.6	2.7	* 2/7/18	at Seton Hall	w 88-85	8210
ATTENDANCE	242799	149889	* 2/10/18	at St. John's	L 78-86	5602
Home games-Avg/Game	19-12779	10-10601	* 2/17/18	at Creighton	w 90-86	18495
Neutral site-Avg/Game	-	5-8776	* 2/21/18	ST. JOHN'S	w 85-73	12624
			* 2/24/18	at DePaul	L 62-70	9053
			* 2/26/18	at Georgetown	Wot 90-86	5375
Score by Periods	1st	2nd	3rd	4th	Totals	
Marquette	1276	1361	91	38	2766	
Opponents	1240	1296	71	56	2663	
						* 3/3/18
						CREIGHTON
						w 85-81
						\$ 3/7/18
						vs DePaul
						w 72-69
						\$ 3/8/18
						vs Villanova
						L 70-94
						! 3/14/18
						HARVARD
						w 67-60
						! 3/18/18
						OREGON
						w 101-92

* = Conference game
= Maui Jim Maui Invitational
\$ = BIG EAST Tournament
! = National Invitation Tournament