



2023 PENN STATE BASEBALL

PENN STATE VS. PURDUE | APRIL 14-15, 2023 | WEST LAFAYETTE, IND.

2023 SCHEDULE

Date Opponent Time/Result

FEBRUARY

17	at #22 Miami (ACCNX)	W, 9-5
18	at #22 Miami (ACCNX)	L, 2-10
19	at #22 Miami (ACCNX)	L, 2-3
24	vs. Northern Illinois ¹ (DH)	W, 7-3/W, 5-1
25	vs. Maine ¹	Canceled
26	vs. Monmouth ¹	W, 11-3

MARCH

4	vs. Wagner ¹	W, 17-6
4	vs. Dartmouth ¹	W, 8-2
5	vs. Holy Cross ¹	L, 5-11
6	vs. Holy Cross ¹	W, 15-2
8	at #14 North Carolina (ACCNX)	L, 5-15
10	vs. Brown ¹	W, 7-6
11	vs. Brown ¹ (DH)	W, 6-4 (12)/L, 3-4
12	vs. Brown ¹	Canceled
15	NAVY	Canceled
17	GEORGETOWN	Canceled
18	GEORGETOWN	W, 6-1
19	GEORGETOWN	W, 7-2
21	BINGHAMTON	W, 15-1
24	at Michigan*	L, 4-13
25	at Michigan*	L, 3-12
26	at Michigan*	L, 1-3
28	PITT	W, 16-8

APRIL

1	INDIANA*	W, 7-2
2	INDIANA*	L, 1-4
2	INDIANA*	L, 11-22
4	BUCKNELL	L, 14-17
6	DELAWARE STATE	W, 7-2
7	DELAWARE STATE	W, 9-2
8	DELAWARE STATE	W, 15-3
11	WEST VIRGINIA	W, 11-6
14	at Purdue*	6 p.m.
15	at Purdue*	2 p.m.
16	at Purdue*	1 p.m.
18	YOUNGSTOWN STATE	6 p.m.
21	OHIO STATE*	6 p.m.
22	OHIO STATE*	2 p.m.
23	OHIO STATE*	1 p.m.
25	at West Virginia	6:30 p.m.
28	IOWA* (BTN)	5 p.m.
29	IOWA*	2 p.m.
30	IOWA*	1 p.m.

MAY

5	at Rutgers*	6 p.m.
6	at Rutgers*	6 p.m.
7	at Rutgers*	2 p.m.
10	at Omaha	8 p.m.
12	at Nebraska*	7:05 p.m.
13	at Nebraska* (BTN)	7 p.m.
14	at Nebraska* (ESPN2)	noon
16	at Pitt ²	6 p.m.
18	MARYLAND*	6 p.m.
19	MARYLAND*	6 p.m.
20	MARYLAND*	1 p.m.
24-28	Big Ten Tournament ³	TBD

¹ USA Baseball Complex (Cary, N.C.)

² PNC Park (Pittsburgh, Pa.)

³ Charles Schwab Field (Omaha, Neb.)

All Times Eastern

Rankings are D1Baseball

STRATEGIC COMMUNICATIONS

Primary Contact.....Paul Marboe
 Cell Phone814-777-7604
 Emailprms5118@psu.edu

PENN STATE NITTANY LIONS

(18-11, 1-5 BIG TEN)



vs.

PURDUE BOILERMAKERS

(14-17, 5-4 BIG TEN)



GOPSUSPORTS.COM | @PENNSTATEBASE | ALEXANDER FIELD


BIG+ | RADIO: 1450 AM/103.7 FM (Adam Sheetz)

ONLINE | Links to live video, live audio and live stats available at GoPSUSports.com

LEADING OFF

- Penn State travels to West Lafayette, Ind. to resume Big Ten play against Purdue.
- The Nittany Lions won two of three games against the Boilermakers last season in Happy Valley.
- Penn State is riding a four-game win streak after rallying for an 11-6 win over West Virginia.
- The Nittany Lions scored seven runs in the sixth and three in the seventh.
- Kyle Hannon cleared the bases for the go-ahead run in the sixth with a little league grand slam, helped by errors, and Jay Harry added a solo homer in the seventh.
- The Penn State pitching staff allowed just one run over the final five innings.
- Grant Norris extended his hit streak to nine games with a two-run double.
- Kyle Hannon is riding a 13-game hit streak and has reached 20 steals on the season, tied for sixth in a season at PSU and the most by a PSU player since Greg Guers (20) in 2016.
- Travis Luensmann leads the Big Ten with five wins on the mound.
- He has not allowed a run over his last nine innings of work.

PROJECTED STARTERS



Jaden Henline
 RHP | Jr. | 6-2 | 170
 New Cumberland, Pa.
 9 Appearances/3 Starts
 3-1, 3.15 ERA, 23K/11BB



TBA



TBA

POTENTIAL LINEUP

No.	Name	Pos.	B/T	Ht./Wt.	Yr.	AVG	HR	RBI
3	Thomas Bramley	C	L/R	5-10/180	Gr.	.340	3	19
41	Josh Spiegel	1B	R/R	6-3/230	R-Sr.	.316	1	14
2	Kyle Hannon	2B	L/R	5-10/186	Jr.	.306	6	16
1	Jay Harry	SS	L/R	6-0/177	Jr.	.311	5	26
0	Grant Norris	3B	R/R	6-1/192	Gr.	.314	3	27
13	Tayven Kelley	LF	R/R	6-3/198	Sr.	.273	3	20
22	Johnny Piacentino	CF	R/R	5-11/186	Sr.	.305	2	13
35	Billy Gerlott	RF	R/R	6-1/181	So.	.305	2	16
28	Bobby Marsh	DH	L/L	6-3/194	Fr.	.303	2	11

Other Possible Starters:

4	Tyson Cooper	C/IF	S/R	5-9/209	R-Jr.	.323	0	9
7	CJ Pittaro	IF	L/R	6-1/204	Jr.	.261	0	4
23	Jake Cooper	IF	R/R	5-9/199	R-Fr.	.182	0	3
30	Anthony Steele	1B/P	L/L	6-4/230	So.	.261	1	12
40	Ben Kailher	IF	R/R	5-8/160	Sr.	.259	1	6

No.	Name	Pos.	B/T	Yr.	Ht.	Wt.	Hometown/High School/Last School
0	Grant Norris	IF	R/R	Gr.	6-1	192	Somerset, Pa./Somerset Area/Duke
1	Jay Harry	IF	L/R	Jr.	6-0	177	Metuchen, N.J./Metuchen
2	Kyle Hannon	IF/OF	L/R	Jr.	5-10	186	Harrisburg, Pa./Red Land
3	Thomas Bramley	IF/C	L/R	Gr.	5-10	180	Elizabethtown, Pa./Lower Dauphin/Mount St. Mary's
4	Tyson Cooper	C/UT	S/R	R-Jr.	5-9	209	State College, Pa./State College Area
5	Carson Ertter	P	L/L	Sr.	5-10	175	Ebensburg, Pa./Bishop Carroll Catholic
7	C.J. Pittaro	IF	L/R	Jr.	6-1	204	Hamilton, N.J./Steinert/Vanderbilt
8	Jimmy Nugent	C	R/R	Fr.	6-2	211	Hamilton, Ohio/Badin
9	Connor Throneberry	1B/P	R/R	So.	6-6	235	St. Louis, Mo./Marquette Senior
10	Ben DeMell	P	L/R	R-Fr.	6-5	205	Concord, Ohio/Gilmour Academy
11	Chad Rogers	P	R/R	Jr.	6-5	236	Mentor, Ohio/Mentor
12	Kellan Tulio	P	L/L	Sr.	6-2	225	Emmaus, Pa./Emmaus/Louisville
13	Tayven Kelley	OF	R/R	Sr.	6-3	198	Boiling Springs, Pa./Cedar Cliff
15	Brenden Franks	1B	R/R	Sr.	6-3	205	State College, Pa./State College
17	Seneca Gregory	P	R/R	R-Fr.	6-4	212	Stafford, Va./Mountain View
19	Derek Cease	IF/P	R/R	So.	5-8	150	Plymouth, Pa./Greater Nanticoke Area
20	Blaise Scalfani	P	R/R	Sr.+	6-6	198	Souderton, Pa./Souderton/UMass Lowell
21	Steven Miller	P	R/R	Sr.+	6-1	197	Pittsburgh, Pa./North Hills
22	Johnny Piacentino	OF	R/R	Sr.	5-11	186	Cherry Hill, N.J./Bishop Eustace Prep
23	Jake Cooper	IF	R/R	R-Fr.	5-9	199	State College, Pa./State College Area
24	Jaden Henline	P	L/R	Jr.	6-2	170	New Cumberland, Pa./Red Land
25	Chase Renner	P	R/R	So.	6-4	200	Alburtis, Pa./Brandywine Heights
27	Tommy Molsky	P	R/R	So.	6-1	160	Dillsburg, Pa./Northern York County
28	Bobby Marsh	OF/1B	L/L	Fr.	6-3	194	Bellefonte, Pa./Bellefonte Area/Florida Atlantic
29	Carson Kohls	P	R/R	Jr.	6-0	209	Sacramento, Calif./El Camino
30	Anthony Steele	1B/OF/P	L/L	So.	6-4	230	Shelton, Conn./Shelton
31	Ryan Partridge	P	R/L	Sr.	6-3	230	Wexford, Pa./North Allegheny
32	Ty Torti	IF	S/R	Fr.	5-11	192	Raleigh, N.C./Pro5 Baseball Academy
33	Travis Luensmann	P	R/R	Jr.	6-6	234	Altoona, Pa./Bellewood-Antis/South Carolina
34	CJ Carmichael	SS	R/R	Fr.	6-1	170	Lancaster, Ohio/Bloom Carroll
35	Billy Gerlott	OF/1B	R/R	R-So.	6-1	181	Auburn, Pa./Blue Mountain
36	Aiden Coleman	P	R/R	Fr.	5-10	163	Tyrone, Pa./Tyrone Area
37	Jordan Morales	P	R/L	Sr.	5-9	168	Souderton, Pa./Souderton/LaSalle
40	Ben Kailher	IF	R/R	Sr.	5-8	160	Rumford, R.I./Providence Country Day
41	Josh Spiegel	C/1B	R/R	R-Sr.	6-3	230	Jennette, Pa./Penn Trafford/Oklahoma State
42	Brandon Wingenroth	IF/P	R/R	Fr.	6-1	170	Manheim, Pa./Lancaster Catholic
43	Jacob Coffin	P	S/L	Fr.	6-0	161	Apex, N.C./Pro5 Baseball Academy
44	Daniel Ouderkirk	P	R/R	Gr.	6-9	256	Penn Laird, Va./Spotswood/West Virginia
49	James Lordi	P	L/L	Fr.	6-0	192	Jim Thorpe, Pa./Jim Thorpe Area

ALPHABETICAL ROSTER

3	Thomas Bramley
34	CJ Carmichael
19	Derek Cease
43	Jacob Coffin
36	Aiden Coleman
23	Jake Cooper
4	Tyson Cooper
10	Ben DeMell
5	Carson Ertter
15	Brenden Franks
35	Billy Gerlott
17	Seneca Gregory
2	Kyle Hannon
1	Jay Harry
24	Jaden Henline
40	Ben Kailher
13	Tayven Kelley
29	Carson Kohls
49	James Lordi
33	Travis Luensmann
28	Bobby Marsh
21	Steven Miller
27	Tommy Molsky
37	Jordan Morales
0	Grant Norris
8	Jimmy Nugent
44	Daniel Ouderkirk
31	Ryan Partridge
22	Johnny Piacentino
7	C.J. Pittaro
25	Chase Renner
11	Chad Rogers
20	Blaise Scalfani
41	Josh Spiegel
30	Anthony Steele
9	Connor Throneberry
32	Ty Torti
12	Kellan Tulio
42	Brandon Wingenroth

PRONUNCIATION GUIDE

19	Derek Cease	See-ce
40	Ben Kailher	Kal-er
33	Travis Luensmann	Lunns-min
44	Daniel Ouderkirk	Oh-der-kirk
22	Johnny Piacentino	Pea-ess-en-tee-no
7	C.J. Pittaro	Pi-TAR-o
41	Josh Spiegel	Spee-gol
12	Kellan Tulio	TOO-lee-oh

ROSTER BREAKDOWN BY STATE

California - 1	Ohio - 4
Connecticut - 1	Pennsylvania - 24
Missouri - 1	Rhode Island - 1
New Jersey - 3	Virginia - 2
North Carolina - 2	

ROSTER BREAKDOWN BY ELIGIBILITY

Freshmen - 10
Sophomores - 7
Juniors - 8
Seniors/Graduates - 14

ROSTER BREAKDOWN BY POSITION

Catchers - 4	Left-Handed Pitchers - 7
Infielders - 18	Right-Handed Pitchers - 15
Outfielders - 6	

PENN STATE QUICK FACTS

GENERAL INFORMATION

Location.....University Park, Pa.
 Founded 1855
 Enrollment 45,901
 Colors Blue and White
 Conference.....Big Ten
 Nickname Nittany Lions
 PresidentDr. Neeli Bendapudi
 VP for Intercollegiate Athletics.....Dr. Patrick Kraft

TEAM INFORMATION

2023 Record 18-11
 2023 Big Ten Record 1-5
 Postseason Big Ten Tournament (1-2)
 All-Time Record (Years) 2,123-1,562-21 (134)
 All-Time Big Ten Record (Years) 334-433 (31)
 NCAA Tournament Appearances 19
 NCAA Tournament Record 25-24
 NCAA Super Regional Appearances 1
 College World Series Appearances 5
 (1952, 1957, 1959, 1963, 1973)
 Best CWS Finish Second (1957)
 Last NCAA Tournament Appearance 2000

BASEBALL STAFF

Head Coach Rob Cooper
 PSU Record (Years) 191-256 (10)
 Career Record (Years) 478-486 (18)
 Assistant Coaches
 Josh Newman (Pitching)
 Sean Moore (Hitting)
 Volunteer Asst. Coach
 Dallas Burke (Hitting/Catchers)
 Dir. of Operations/Player Development...
 Jake Stone
 Athletic TrainerRebecca Hall
 Performance Enhancement.....Jared Jarvi

STADIUM INFORMATION

Home Stadium ... Medlar Field at Lubrano Park
 First Season 2007
 Capacity 5,406
 Press Box Phone (814) 441-9145

MEDIA RELATIONS INFORMATION

Baseball Contact Paul Marboe
 Cell Phone (814) 777-7604
 Email prm5118@psu.edu
 Website GoPSUsports.com
 Twitter @PennStateBASE
 Instagram @PennStateBASE
 Facebook Page facebook.com/
 pennstatebaseball

Nittany Lions Return Experienced Pitching Staff

- The Nittany Lions welcome back an experienced pitching staff.
- Penn State pitchers had a strong start to the 2023 season at No. 22 Miami.
- The Nittany Lions' starting pitchers, Travis Luensmann, Daniel Ouderkirk and Tommy Molsky, combined to throw 13.1 innings, allowing eight hits and four earned runs, while striking out 13 batters.
- The three starters recorded a 2.70 ERA and held Miami hitters to a .170 batting average.
- Penn State set a program record with 503 strikeouts in 2022 as six members of the staff recorded at least 40 strikeouts.
- The Nittany Lions return 406 of their 503 strikeouts (81 percent) from last year.
- Penn State is one of nine Power Five programs, and the only Big Ten school, returning 400+ strikeouts from last season.
- Among Power Five schools returning 400+ strikeouts, only Wake Forest (92%) returns a higher percentage of strikeouts returning.
- In 49 of 55 games last season, Penn State's starting pitcher was a Pennsylvania native.
- Penn State's pitching staff takes a versatile approach with eight different pitchers recording both a start and a save in 2022.
- Since 2016, eight Penn State pitchers have been selected in the MLB Draft, including Conor Larkin (9th round, Toronto Blue Jays), Kyle Virbitsky (17th round, Oakland A's) and Bailey Dees (18th round, New York Yankees) in 2021.

Luensmann, Ouderkirk Lead Staff

- Grad student Daniel Ouderkirk, a West Virginia transfer, has made an immediate impact in the Penn State rotation.
- Ouderkirk has tallied 49 strikeouts in 33.1 innings and has multiple strikeouts in 15 different innings this season. In eight starts, he has limited opponents to a .220 average.
- The 6-9 righty ranks 22nd in the nation in strikeouts per nine innings (13.23), sitting second in the Big Ten. He's seventh in the conference in total strikeouts (49).
- Ouderkirk recorded at least 10 strikeouts in three straight starts: 11 vs. Northern Illinois, 11 vs. Dartmouth and 10 vs. Brown. He has allowed just one earned run in each start against NIU, Dartmouth and Georgetown.
- Ouderkirk became the first Nittany Lion with three straight starts of 10+ strikeouts since at least 2004.
- He is one of 16 Division I pitchers with multiple starts of 11+ strikeouts and 1 or less earned run this season and one of nine DI pitchers with three-straight 10+ strikeout starts this year.
- Junior Travis Luensmann was named Big Ten Co-Pitcher of the Week after striking out 10 in four relief shutout innings against Indiana. His 10 strikeouts were a career high.
- In eight appearances (five starts), Luensmann is 5-1 with a 2.70 ERA and 43 strikeouts in 36.2 innings. His five wins lead the Big Ten.
- He allowed just one run in five innings at No. 22 Miami, one run in five innings against Northern Illinois and no runs in five innings against Georgetown and no runs in 4.1 innings against Delaware State.

Transfers Provide Spark

- The Nittany Lions welcomed four transfers to the program ahead of the 2023 season and all four have had strong starts to the year.
- Joining Ouderkirk are grad students Thomas Bramley (Mount St. Mary's) and Grant Norris (Duke) and freshman Bobby Marsh (Florida Atlantic).
- Fellow grad student Thomas Bramley has started all 29 games, splitting time between catcher, outfield and designated hitter. Bramley is batting .340 with 36 hits, including six doubles, a triple and three homers, and has drawn a team-high 28 walks. He has reached base in 33-straight games, dating back to 2022.
- Norris has started 20 games at third base after transferring from Duke.
- Norris is batting .314 with three homers and leads the team with 27 RBI.
- He had a double, triple and homer in the Delaware State series.
- Freshman Bobby Marsh, a Bellefonte native and transfer from Florida Atlantic, has played in 23 games (17 starts). He owns seven doubles, two homers and 11 RBI.
- Marsh launched his first career homer against Holy Cross and added a solo homer against Brown.

Hannon Emerges As Power, Speed Threat

- Kyle Hannon leads the team in homers (six), runs (34) and steals (20). He's also riding a 13-game hit streak.
- He is on pace to become Penn State's first player with 10+ homers and 10+ steals in a season since Sean Deegan (12 HR, 15 SB). His 20 steals are already tied for sixth in a season at PSU and are the most by a PSU player since Greg Guers (20) in 2016. Hannon needs just seven steals for the season record.
- Hannon leads the Big Ten in steals per game (0.69), good for 16th in the nation, and total steals (20), sitting 19th in the country.
- Hannon is one of four Division I players with 6+ homers and 20+ steals this season, joining West Virginia's JJ Wetherholt (7 HR, 26 SB), VMI's Justin Starke (8 HR, 24 SB) and Cal's Rodney Green Jr. (8 HR, 21 SB)
- Hannon has five games this season with multiple steals.

Balanced Bats

- The Nittany Lions currently rank 37th in the country with a .304 team average, 36th in triples (10) and 54th in steals per game (1.71).
- Thomas Bramley is batting a team-best .340 with 36 hits and 28 walks, tied for the Big Ten lead in walks, while Jay Harry leads the team with 38 hits to go with 28 runs and a .311 average. Grant Norris holds the team RBI lead (27) and is batting .314 with 11 extra-base hits.
- Billy Gerlott (.305), Johnny Piacentino (.305), Bobby Marsh (.303) and Josh Spiegel (.316) are also hitting above .300 with Piacentino contributing 22 runs and 13 RBI, while Gerlott has 16 RBI and Spiegel has 14 RBI. Marsh has nine extra-base hits and 11 RBI.
- Tayven Kelley leads PSU with three triples this season and has nine for his career, tied for eighth all-time at Penn State.
- Against Binghamton, Anthony Steele went two-for-four with a homer, four RBI and a stolen base before taking the mound and striking out two. He also had three strikeouts and an RBI single against Delaware State.

THE OPPOSITION

Scouting Purdue

- Greg Goff is in his fourth year leading the Purdue program.
- Under Goff, the Boilermakers are 66-71.
- Purdue is 14-17 this season, including 5-4 in Big Ten play, after falling 4-1 against Indiana State on Tuesday.
- Last weekend, Purdue took two of three games against Minnesota.
- Purdue ranks ninth in the Big Ten in batting average (.275) and runs per game (7.0).
- Evan Albrecht leads the Boilermakers with a .355 average, 28 hits and 28 runs.
- Mike Bolton Jr. is batting .315 with 28 hits and 28 runs, while Paul Toetz has eight homers and 39 RBI and Jake Jarvis owns eight homers and 27 RBI.
- Purdue's pitching staff has a 4.96 ERA, sitting fourth in the Big Ten.
- Jonathan Blackwell paces the staff with a 3.50 ERA and 37 strikeouts in eight starts.

Against The Boilermakers

- Penn State and Purdue are set for a Big Ten series in West Lafayette.
- The Nittany Lions won the series in 2022, taking two games in Happy Valley.
- Josh Spiegel recorded five hits, including a homer, and seven RBI in the series last year.
- The Nittany Lions last played a traditional road series at Purdue in 2019, dropping both games.

BY THE NUMBERS

	Penn State	Purdue
Batting Average	.304	.275
Slugging Percentage	.469	.443
On-Base Percentage	.394	.366
Runs Scored	229	216
Hits	311	282
Doubles	62	57
Triples	10	10
Home Runs	29	32
Stolen Bases-Attempts	48-57	62-69
ERA	5.22	4.96
Strikeouts	271	223
Opponent Batting Average	.253	.259
Fielding Percentage	.966	.968
Errors	36	36

INSIDE THE SERIES

Overall:	Purdue Leads 53-35	
Last Meeting:	W, 7-5; April 16, 2022	
Current Streak:	W, 1	
At Home:	20-21	
At Purdue:	14-28	
Neutral Site:	1-4	
Last Meeting:		
4/16/22	H	W, 7-5
4/15/22	H	L, 5-11
4/14/22	H	W, 12-7
5/27/21	A	L, 4-7
4/11/21	N	L, 5-8

STARTING LINEUPS

OPPONENT	C	1B	2B	3B	SS	LF	CF	RF	DH	SP
at Miami (2/17)	Spiegel	Steele	Hannon	Norris	Harry	Kelley	Piacentino	Gerlott	Bramley	Luensmann
at Miami (2/18)	Bramley	Steele	Hannon	Norris	Harry	Kelley	Piacentino	Gerlott	Spiegel	Ouderkirk
at Miami (2/19)	Spiegel	Steele	Hannon	Norris	Harry	Kelley	Piacentino	Gerlott	Bramley	Molsky
vs. Northern Illinois (2/24, 1)	Spiegel	Steele	Hannon	Norris	Harry	Kelley	Piacentino	Gerlott	Bramley	Luensmann
vs. Northern Illinois (2/24, 2)	Bramley	Steele	Hannon	Norris	Harry	Kelley	Piacentino	Gerlott	Spiegel	Ouderkirk
vs. Monmouth (2/26)	Spiegel	Steele	Hannon	Norris	Harry	Kelley	Piacentino	Gerlott	Bramley	Molsky
vs. Wagner (3/4)	Spiegel	Steele	Hannon	Norris	Harry	Bramley	Kelley	Gerlott	Piacentino	Luensmann
vs. Dartmouth (3/4)	Bramley	Steele	Hannon	Norris	Harry	Kelley	Piacentino	Gerlott	Spiegel	Ouderkirk
vs. Holy Cross (3/5)	Spiegel	Steele	Hannon	Norris	Harry	Kelley	Piacentino	Bramley	Marsh	Molsky
vs. Holy Cross (3/6)	Bramley	Steele	Hannon	Kailher	Harry	Marsh	Piacentino	Kelley	J. Cooper	Morales
at North Carolina (3/8)	Bramley	Steele	Hannon	Kailher	Harry	Kelley	Piacentino	Gerlott	Marsh	Miller
vs. Brown (3/10)	Bramley	Steele	Hannon	Kailher	Harry	Kelley	Piacentino	Gerlott	Marsh	Ouderkirk
vs. Brown (3/11, 1)	Bramley	Steele	Hannon	Kailher	Harry	Kelley	Piacentino	Gerlott	Marsh	Luensmann
vs. Brown (3/11, 2)	T. Cooper	Steele	Hannon	J. Cooper	Harry	Bramley	Piacentino	Gerlott	Marsh	Molsky
vs. Georgetown (3/18)	Bramley	Spiegel	Hannon	Kailher	Harry	Kelley	Piacentino	Gerlott	Marsh	Ouderkirk
vs. Georgetown (3/19)	Bramley	Steele	Hannon	Kailher	Harry	Kelley	Piacentino	Gerlott	Marsh	Morales
vs. Binghamton (3/21)	Bramley	Steele	Hannon	Kailher	Harry	Kelley	Piacentino	Gerlott	Marsh	DeMell
at Michigan (3/24)	Bramley	Steele	Hannon	Kailher	Harry	Kelley	Piacentino	Gerlott	Marsh	Ouderkirk
at Michigan (3/25)	Bramley	Steele	Hannon	Norris	Harry	Kelley	Piacentino	Gerlott	Spiegel	Luensmann
at Michigan (3/26)	Bramley	Pittaro	Hannon	Norris	Harry	Kelley	Piacentino	Gerlott	Marsh	Henline
vs. Pitt (3/28)	Bramley	Pittaro	Hannon	Norris	Harry	Kelley	Piacentino	Gerlott	Spiegel	DeMell
vs. Indiana (4/1)	Bramley	Pittaro	Hannon	Norris	Harry	Kelley	Piacentino	Gerlott	Spiegel	Henline
vs. Indiana (4/2, 1)	Bramley	Pittaro	Hannon	Norris	Harry	Kelley	Piacentino	Gerlott	Spiegel	Ouderkirk
vs. Indiana (4/2, 2)	Bramley	Spiegel	Hannon	Norris	Harry	Kelley	Piacentino	Gerlott	Marsh	Morales
vs. Bucknell (4/4)	T. Cooper	Spiegel	Hannon	Norris	Harry	Bramley	Kelley	Gerlott	Marsh	Tulio
vs. Delaware State (4/6)	Bramley	Spiegel	Hannon	Norris	Harry	T. Cooper	Kelley	Gerlott	Marsh	Henline
vs. Delaware State (4/7)	T. Cooper	Spiegel	Hannon	Norris	Harry	Bramley	Kelley	Gerlott	Marsh	Morales
vs. Delaware State (4/8)	Bramley	Spiegel	Hannon	Norris	Harry	T. Cooper	Kelley	Gerlott	Marsh	Ouderkirk
vs. West Virginia (4/11)	Bramley	Spiegel	Hannon	Norris	Harry	Gerlott	Kelley	Pittaro	Marsh	DeMell

BATTING ORDER

OPPONENT	1	2	3	4	5	6	7	8	9
at Miami (2/17)	Harry	Bramley	Spiegel	Gerlott	Hannon	Piacentino	Steele	Norris	Kelley
at Miami (2/18)	Harry	Bramley	Spiegel	Gerlott	Hannon	Piacentino	Steele	Norris	Kelley
at Miami (2/19)	Harry	Bramley	Spiegel	Gerlott	Hannon	Piacentino	Steele	Norris	Kelley
vs. Northern Illinois (2/24, 1)	Harry	Bramley	Spiegel	Gerlott	Hannon	Piacentino	Steele	Norris	Kelley
vs. Northern Illinois (2/24, 2)	Harry	Bramley	Spiegel	Gerlott	Piacentino	Hannon	Kelley	Norris	Steele
vs. Monmouth (2/26)	Harry	Bramley	Spiegel	Gerlott	Piacentino	Hannon	Kelley	Norris	Steele
vs. Wagner (3/4)	Hannon	Harry	Bramley	Gerlott	Kelley	Steele	Piacentino	Spiegel	Norris
vs. Dartmouth (3/4)	Hannon	Harry	Bramley	Gerlott	Kelley	Steele	Piacentino	Spiegel	Norris
vs. Holy Cross (3/5)	Hannon	Harry	Bramley	Kelley	Steele	Piacentino	Spiegel	Norris	Marsh
vs. Holy Cross (3/6)	Hannon	Piacentino	Kelley	Harry	Bramley	J. Cooper	Kailher	Steele	Marsh
at North Carolina (3/8)	Hannon	Piacentino	Gerlott	Kelley	Harry	Bramley	Kailher	Steele	Marsh
vs. Brown (3/10)	Bramley	Harry	Gerlott	Hannon	Kelley	Piacentino	Steele	Marsh	Kailher
vs. Brown (3/11, 1)	Bramley	Harry	Gerlott	Hannon	Piacentino	Marsh	Steele	Kelley	Kailher
vs. Brown (3/11, 2)	Bramley	Harry	Gerlott	Hannon	Piacentino	Marsh	Steele	J. Cooper	T. Cooper
vs. Georgetown (3/18)	Hannon	Piacentino	Spiegel	Gerlott	Harry	Bramley	Kelley	Kailher	Marsh
vs. Georgetown (3/19)	Bramley	Harry	Hannon	Piacentino	Marsh	Gerlott	Steele	Kelley	Kailher
vs. Binghamton (3/21)	Bramley	Harry	Hannon	Piacentino	Marsh	Gerlott	Steele	Kelley	Kailher
at Michigan (3/24)	Hannon	Piacentino	Harry	Gerlott	Bramley	Kailher	Kelley	Marsh	Steele
at Michigan (3/25)	Bramley	Harry	Hannon	Piacentino	Spiegel	Norris	Steele	Gerlott	Kelley
at Michigan (3/26)	Bramley	Harry	Hannon	Piacentino	Marsh	Gerlott	Norris	Pittaro	Kelley
vs. Pitt (3/28)	Hannon	Bramley	Harry	Piacentino	Spiegel	Norris	Gerlott	Pittaro	Kelley
vs. Indiana (4/1)	Hannon	Bramley	Harry	Piacentino	Norris	Gerlott	Pittaro	Spiegel	Kelley
vs. Indiana (4/2, 1)	Hannon	Bramley	Harry	Piacentino	Norris	Gerlott	Pittaro	Spiegel	Kelley
vs. Indiana (4/2, 2)	Hannon	Bramley	Harry	Piacentino	Marsh	Norris	Gerlott	Spiegel	Kelley
vs. Bucknell (4/4)	Hannon	Bramley	Harry	Spiegel	Gerlott	Marsh	Norris	Kelley	T. Cooper
vs. Delaware State (4/6)	Hannon	Bramley	Harry	Spiegel	Norris	Marsh	Gerlott	Kelley	T. Cooper
vs. Delaware State (4/7)	Hannon	Bramley	Harry	Spiegel	Norris	Marsh	Gerlott	Kelley	T. Cooper
vs. Delaware State (4/8)	Hannon	Bramley	Harry	Spiegel	Norris	Marsh	Gerlott	Kelley	T. Cooper
vs. West Virginia (4/11)	Hannon	Bramley	Harry	Spiegel	Norris	Marsh	Gerlott	Pittaro	Kelley

NATIONAL POLLS

AWARDS/HONORS

D1Baseball (4/10)

Rank	Team	Record	Prev.
1.	LSU	26-5	1
2.	Wake Forest	28-4	2
3.	Florida	27-6	3
4.	Vanderbilt	26-6	4
5.	Arkansas	25-6	5
6.	South Carolina	28-4	6
7.	Virginia	28-4	7
8.	Stanford	21-7	8
9.	ECU	24-8	12
10.	Louisville	24-7	18
11.	Boston College	21-9	9
12.	Kentucky	27-5	10
13.	North Carolina	22-10	13
14.	Campbell	24-6	14
15.	FGCU	26-6	15
16.	Tennessee	22-10	11
17.	Coastal Carolina	20-9	17
18.	Oklahoma State	23-10	16
19.	Texas	23-10	21
20.	UConn	22-8	19
21.	Texas Tech	22-10	22
22.	UCLA	19-8-1	23
23.	USC	20-10-1	-
24.	Arizona State	23-9	-
25.	TCU	20-12	-

Baseball America (4/10)

Rank	Team	Record	Prev.
1.	LSU	26-5	1
2.	Florida	27-6	2
3.	Wake Forest	28-4	3
4.	Vanderbilt	25-6	4
5.	South Carolina	28-4	6
6.	Arkansas	25-6	5
7.	Stanford	21-7	7
8.	Virginia	24-4	8
9.	ECU	24-8	15
10.	Louisville	25-7	17
11.	Campbell	24-6	13
12.	Kentucky	27-5	10
13.	North Carolina	22-10	16
14.	Oklahoma State	23-10	11
15.	Texas	23-10	20
16.	Boston College	21-9	9
17.	Tennessee	22-10	12
18.	Coastal Carolina	20-9	22
19.	Texas Tech	22-10	18
20.	Miami	20-12	14
21.	USC	20-10-1	25
22.	Arizona State	23-9	-
23.	TCU	20-12	-
24.	FGCU	26-6	21
25.	UConn	22-8	23

Coaches Poll (4/10)

Rank	Team	Record	Prev.
1.	LSU	26-5	1
2.	Wake Forest	28-4	2
3.	Florida	27-6	3
4.	Vanderbilt	26-6	4
5.	South Carolina	28-4	6
6.	Arkansas	25-6	5
7.	Virginia	28-4	7
8.	Stanford	21-7	9
9.	Louisville	24-7	12
10.	ECU	24-8	16
11.	Kentucky	27-5	10
12.	Tennessee	22-10	8
13.	North Carolina	22-10	15
14.	Boston College	21-9	11
15.	Campbell	24-6	14
16.	Oklahoma State	23-10	13
17.	FGCU	26-6	17
18.	Texas	23-10	19
19.	UCLA	19-8	22
20.	UConn	22-8	18
21.	Coastal Carolina	20-9	21
22.	Texas Tech	22-10	23
23.	Arizona State	23-9	-
24.	USC	20-10	-
25.	Miami	20-12	20

NCBWA (4/10)

Rank	Team	Record	Prev.
1.	LSU	26-5	1
T2.	Wake Forest	28-4	2
T2.	Florida	27-6	3
4.	Vanderbilt	26-6	4
5.	Arkansas	25-6	5
6.	Virginia	28-4	7
7.	South Carolina	28-4	6
8.	Stanford	21-7	8
9.	ECU	24-8	12
10.	Louisville	24-7	14
11.	Kentucky	27-5	11
12.	Tennessee	22-10	9
13.	North Carolina	22-10	16
14.	Boston College	21-9	10
15.	FGCU	26-6	17
16.	Campbell	24-6	13
17.	Oklahoma State	23-10	15
18.	Coastal Carolina	20-9	20
19.	Texas	23-10	24
20.	Texas Tech	22-10	19
21.	UCLA	19-8-1	23
22.	UConn	22-8	21
23.	Arizona State	23-9	-
24.	Miami	20-12	18
25.	West Virginia	23-9	22
26.	USC	20-10-1	-
27.	TCU	20-12	-
28.	Texas A&M	20-12	29
29.	Dallas Baptist	23-9	-
30.	Oregon	20-9	26

Jay Harry

Big Ten Player To Watch

Travis Luensmann

Big Ten Co-Pitcher of the Week (April 3)

Big Ten Player To Watch

Josh Spiegel

Big Ten Player To Watch

PAGE 8 | PENN STATE VS. PURDUE
MULTI-HIT/RBI GAMES/STREAKS

Multiple Hit Games	2	3	4	5+	Total
1 Harry, Jay	10	3	-	-	13
3 Bramley, Thomas	10	1	-	-	11
13 Kelley, Tayven	4	4	-	-	8
22 Piacentino, Johnny	6	1	1	-	8
35 Gerlott, Billy	2	6	-	-	8
41 Spiegel, Josh	5	1	1	-	7
0 Norris, Grant	7	-	-	-	7
2 Hannon, Kyle	5	2	-	-	7
28 Marsh, Bobby	4	-	-	-	4
30 Steele, Anthony	3	1	-	-	4
4 Cooper, Tyson	3	-	-	-	3
7 Pittaro, CJ	2	-	-	-	2
40 Kailher, Ben	2	-	-	-	2
TEAM	63	19	2	0	84

Multiple RBI Games	2	3	4	5+	Total
0 Norris, Grant	5	3	1	-	9
1 Harry, Jay	4	3	-	-	7
13 Kelley, Tayven	1	3	1	-	5
35 Gerlott, Billy	1	3	-	-	4
2 Hannon, Kyle	4	-	-	-	4
41 Spiegel, Josh	-	2	1	-	3
3 Bramley, Thomas	2	1	-	-	3
4 Cooper, Tyson	2	1	-	-	3
30 Steele, Anthony	-	-	2	-	2
22 Piacentino, Johnny	2	-	-	-	2
28 Marsh, Bobby	2	-	-	-	2
40 Kailher, Ben	-	-	-	1	1
19 Cease, Derek	1	-	-	-	1
23 Cooper, Jake	1	-	-	-	1
TEAM	25	16	5	1	47

Hitting Streaks	Longest	Current
2 Hannon, Kyle	13	13
3 Bramley, Thomas	10	2
0 Norris, Grant	9	9
22 Piacentino, Johnny	8	8
13 Kelley, Tayven	6	-
41 Spiegel, Josh	5	1
28 Marsh, Bobby	5	2
1 Harry, Jay	4	1
30 Steele, Anthony	4	1
40 Kailher, Ben	4	-
35 Gerlott, Billy	3	1
15 Franks, Brenden	2	2
7 Pittaro, CJ	2	-
4 Cooper, Tyson	2	2
23 Cooper, Jake	1	-
19 Cease, Derek	1	1
32 Torti, Ty	1	1

Reached Base Streaks	Longest	Current
3 Bramley, Thomas	29	29
2 Hannon, Kyle	15	15
1 Harry, Jay	13	1
13 Kelley, Tayven	9	-
0 Norris, Grant	9	9
22 Piacentino, Johnny	8	8
30 Steele, Anthony	7	1
41 Spiegel, Josh	7	7
28 Marsh, Bobby	7	7
35 Gerlott, Billy	6	1
40 Kailher, Ben	4	1
4 Cooper, Tyson	3	2
32 Torti, Ty	3	3
7 Pittaro, CJ	2	-
15 Franks, Brenden	2	2
19 Cease, Derek	1	1
23 Cooper, Jake	1	-

BIG TEN STANDINGS
(AS OF 4/12/23)

	Big Ten		Overall	
	W-L	Pct.	W-L	Pct.
Indiana	7-2	.777	23-10	.697
Michigan State	6-3	.667	20-10	.667
Nebraska	4-2	.667	18-11-1	.617
Maryland	4-2	.667	19-13	.594
Michigan	6-3	.667	18-14	.563
Purdue	5-4	.556	14-17	.452
Minnesota	3-3	.500	9-22	.290
Northwestern	3-3	.500	5-22	.185
Iowa	2-4	.333	23-8	.742
Rutgers	2-4	.333	18-15	.545
Illinois	3-6	.333	14-15	.483
Ohio State	2-7	.222	17-15	.531
Penn State	1-5	.167	18-11	.621



This Week Around the BIG

April 14-16

Illinois:
vs. Indiana*

Indiana:
at Illinois*

Iowa:
at Minnesota*

Maryland:
at Ohio State*

Michigan:
at Rutgers*

Michigan State:
vs. Western Illinois

Minnesota:
vs. Iowa*

Nebraska:
vs. Northwestern*

Northwestern:
at Nebraska*

Ohio State:
vs. Maryland*

Penn State:
at Purdue*

Purdue:
vs. Penn State*

Rutgers:
vs. Michigan*

NISSANY LIONS IN PROS

Level	Years at PSU	2023 Team	Organization
TRIPLE-A			
Justin Hagenman, P	2016-18	Oklahoma City	Los Angeles Dodgers
Jim Haley, 3B	2014-16	Lehigh Valley	Philadelphia Phillies
DOUBLE-A			
Dante Biasi, P	2017-18	NW Arkansas	Kansas City Royals
Taylor Lehman, P	2015-18	Reading	Philadelphia Phillies
HIGH-A			
Bailey Dees, P	2018-21	Hudson Valley	New York Yankees
Conor Larkin, P	2018-21	Vancouver	Toronto Blue Jays
Kyle Virbitsky, P	2018-21	Aberdeen	Baltimore Orioles
SINGLE-A			
Justin Williams, 3B	2019-21	Asheville	Houston Astros
Matt Wood, C	2020-22	Carolina	Milwaukee Brewers

*As of 4/3/23

THE LAST TIME...

A Penn State Team

Won 10 or more consecutive games.....April 14-30, 2000
 Scored 10 or more runs in a game.....11, vs. West Virginia; April 11, 2023
 Scored 20 or more runs in a game 27, Michigan State; May 1, 2021
 Had a 10+ run inning..... 14 (1st), at Pitt; May 17, 2022
 Had 20+ hits.....21, Pitt; March 28, 2023
 Did not strikeout.....vs. Niagara; March 18, 2016
 Turned a triple play.....8th inning, Michigan State; May 16, 2014
 Shut out an opponent.....vs. UMass (1-0); March 13, 2022
 Shut out consecutive opponents.....vs. Monmouth (1-0); February 15, 2019/vs. Monmouth (7-0), February 16, 2019
 Was shut out at home.....Milwaukee (12-0); March 20, 2022
 Was shut out on the road.....at Ohio State (11-0); May 14, 2022
 Was shut out in consecutive games..... at Delaware (5-0); March 18, 2017/Delaware (8-0); March 19, 2017
 Swept a three-game series at homevs. Delaware State; April 6-8, 2023
 Swept a three-game series on the road.....at Northwestern; April 15-17, 2016
 Swept a three-game conference series at home..... Michigan State; May 8-9, 2022
 Swept a three-game conference series on the road.....at Northwestern; April 15-17, 2016
 Beat a ranked opponent.....at #22 Miami (9-5); February 17, 2023
 Beat a ranked opponent on the road.....at #22 Miami (9-5); February 17, 2023
 Beat a Top-5 ranked opponent.....at #1 North Carolina (3-2); March 3, 2007
 Won a series against a ranked opponent.....at #16 Michigan (four games); April 12-13, 2007
 Won a series against a ranked opponent on the road.....at #16 Michigan (four games); April 12-13, 2007
 Played an extra-inning game.....vs. Brown (W, 6-4, 12); March 11, 2023
 Played a 12+ inning game.....vs. Brown (W, 6-4, 12); March 11, 2023
 Played a 15+ inning game Illinois (L, 4-2, 15); April 25, 2015

A Penn State Player

Hit two home runs in a game.....Jay Harry, vs. Brown; March 11, 2023
 Multiple players with two home runs in a game.....Billy Gerlott/Kyle Hannon/Matt Wood (2), at Ohio State; May 13, 2022
 Hit three home runs in a game.....Johnny Piacentino (3), vs. Northwestern; March 7, 2021
 Led off game with a home run.....Thomas Bramley, vs. Brown; March 11, 2023
 Hit a grand slam.....Ben Kailher, vs. Holy Cross; March 6, 2023
 Hit back-to-back homers.....Kyle Hannon/Thomas Bramley (3rd), vs. Indiana; April 2, 2023
 Hit a walk-off home run.....Jay Harry, vs. Brown; March 11, 2023
 Hit a pinch-hit home run.....Billy Gerlott, at Minnesota; April 24, 2022
 Hit an inside-the-park home run.....Kris Kremer, Pittsburgh; April 10, 2019
 Had five or more RBI in a game.....Ben Kailher (5), vs. Holy Cross; March 6, 2023
 Had seven or more RBI in a game.....Aaron Novak (8), at Charleston Southern; March 8, 2015
 Had four hits in a game.....Josh Spiegel (4), vs. Indiana; April 2, 2023
 Had five hits in a game.....Jay Harry (6), Michigan State; May 9, 2022
 Had six hits in a game.....Jay Harry (6), Michigan State; May 9, 2022
 Had two hits in an inning.....Tayven Kelley, vs. Pitt (8th); March 28, 2023
 Stole three or more bases.....Kyle Hannon, vs. Northern Illinois (Game 2); February 24, 2023
 Had a 10-game hit streak.....Kyle Hannon (13); March 21-April 11, 2023*
 Had a 20-game hit streak.....Matt Wood (26); March 25-May 9, 2022

Had 10 or more strikeouts.....Travis Luensmann (10), vs. Indiana; April 1, 2023
 Had 10 or more strikeouts in back-to-back starts.....Daniel Ouder Kirk (11 vs. Dartmouth, 3/4/23; 10 vs. Brown, 3/10/23)
 Pitched a complete game.....Jaden Henline, Michigan State; May 8, 2022
 Pitched a nine-inning complete game.....Jaden Henline, Michigan State; May 8, 2022
 Pitched a combined nine-inning shutout....Mason Mellott/Tyler Shingledecker/Jaden Henline, vs. UMass; March 13, 2022
 Pitched an individual nine-inning shutout.....Greg Welsh, Michigan State; May 17, 2013
 Pitched a no-hitter.....Steven Hill, at Iowa; April 21, 2012

*Active Streak

**PAGE 10 | PENN STATE VS. PURDUE
HITTING/PITCHING CAREER BESTS**



#3 THOMAS BRAMLEY

Career Bests

Hits	4*	vs. LIU	5/20/22
Runs	4*	at Coppin State	4/27/22
Doubles	2*	vs. Sacred Heart	4/11/21
Triples	1	3x, last vs. Brown	3/10/23
Home Runs	2*	2x, last vs. George Mason	5/4/22
RBI	5*	vs. George Mason	5/4/22
Walks	4*	at Coppin State	4/27/22
Stolen Bases	1	7x, last vs. Bucknell	4/4/23

*At Mount St. Mary's (2020-22)



#34 CJ CARMICHAEL

Career Bests

Hits	n/a
Runs	n/a
Doubles	n/a
Triples	n/a
Home Runs	n/a
RBI	n/a
Walks	n/a
Stolen Bases	n/a



#19 DEREK CEASE

Career Bests

Hits	3	at Pitt	5/17/22
Runs	2	3x, last vs. Omaha	4/30/22
Doubles	1	3x, last vs. Delaware State	4/8/23
Triples	n/a		
Home Runs	n/a		
RBI	2	2x, last vs. Delaware State	4/8/23
Walks	2	3x, last vs. Iowa	5/28/22
Stolen Bases	1	3x, last vs. Michigan State	5/8/22



#43 JACOB COFFIN

Career Bests

IP	4.0	vs. Holy Cross	3/5/23
Longest Start	n/a		
Longest Relief	4.0	vs. Holy Cross	3/5/23
Hits	0	at Miami	2/18/23
Runs	0	2x, last vs. Holy Cross	3/5/23
Earned Runs	0	3x, last at Michigan	3/25/23
Walks	0	2x, last vs. Brown	3/11/23
Strikeouts	4	vs. Holy Cross	3/5/23



#36 AIDEN COLEMAN

Career Bests

IP	n/a
Longest Start	n/a
Longest Relief	n/a
Hits	n/a
Runs	n/a
Earned Runs	n/a
Walks	n/a
Strikeouts	n/a



#23 JAKE COOPER

Career Bests

Hits	1	2x, last vs. Binghamton	3/21/23
Runs	2	vs. Holy Cross	3/6/23
Doubles	n/a		
Triples	n/a		
Home Runs	n/a		
RBI	2	vs. Holy Cross	3/6/23
Walks	1	vs. Holy Cross	3/6/23
Stolen Bases	n/a		

HITTING/PITCHING CAREER BESTS



#4 TYSON COOPER

Career Bests

Hits	2	4x, last vs. Delaware State	4/8/23
Runs	2	3x, last vs. Delaware State	4/8/23
Doubles	1	3x, last vs. Delaware State	4/8/23
Triples	1	vs. Brown	3/11/23
Home Runs	n/a		
RBI	3	vs. Brown	3/11/23
Walks	3	vs. Michigan	3/27/21
Stolen Bases	1	3x, last vs. Bucknell	4/4/23



#10 BEN DEMELL

Career Bests

IP	4.1	vs. Brown	3/11/23
Longest Start	3.2	vs. Binghamton	3/21/23
Longest Relief	4.1	vs. Brown	3/11/23
Hits	1	vs. LIU	2/19/22
Runs	0	2x, last vs. Brown	3/11/23
Earned Runs	0	2x, last vs. Brown	3/11/23
Walks	0	3x, last vs. West Virginia	4/11/23
Strikeouts	6	vs. Wagner	3/4/23



#5 CARSON ERTTER

Career Bests

IP	0.1	vs. Illinois	5/19/22
Longest Start	n/a		
Longest Relief	0.1	vs. Illinois	5/19/22
Hits	0	vs. Illinois	5/19/22
Runs	0	vs. Illinois	5/19/22
Earned Runs	0	vs. Illinois	5/19/22
Walks	1	vs. Illinois	5/19/22
Strikeouts	1	vs. Illinois	5/19/22



#15 BRENDEN FRANKS

Career Bests

Hits	1	4x, last at Michigan	3/25/23
Runs	1	4x, last at Michigan	3/25/23
Doubles	1	at Michigan	3/25/23
Triples	n/a		
Home Runs	n/a		
RBI	n/a		
Walks	1	vs. LIU	2/19/22
Stolen Bases	n/a		



#35 BILLY GERLOTT

Career Bests

Hits	4	at Ohio State	5/13/22
Runs	3	at Ohio State	5/13/22
Doubles	2	2x, last vs. Northern Illinois	2/24/23
Triples	1	3x, last at Michigan	3/25/23
Home Runs	2	at Ohio State	5/13/22
RBI	5	at Ohio State	5/13/22
Walks	2	8x, last vs. Delaware State	4/7/23
Stolen Bases	1	6x, last vs. Delaware State	4/8/23



#17 SENECA GREGORY

Career Bests

IP	2.1	vs. UMass	3/12/22
Longest Start	n/a		
Longest Relief	2.1	vs. UMass	3/12/22
Hits	0	at VMI	3/8/22
Runs	0	3x, last vs. St. Bonaventure	3/30/22
Earned Runs	0	3x, last vs. St. Bonaventure	3/30/22
Walks	0	3x, last vs. St. Bonaventure	3/30/22
Strikeouts	4	vs. UMass	3/12/22

**PAGE 12 | PENN STATE VS. PURDUE
HITTING/PITCHING CAREER BESTS**



#2 KYLE HANNON

Career Bests

Hits	3	3x, last vs. Brown	3/11/23
Runs	3	3x, last vs. Bucknell	4/4/23
Doubles	1	13x, last vs. Indiana	4/1/23
Triples	1	2x, last vs. Delaware State	4/8/23
Home Runs	2	at Ohio State	5/13/22
RBI	3	at Ohio State	5/13/22
Walks	2	9x, last vs. Bucknell	4/4/23
Stolen Bases	3	vs. Northern Illinois	2/24/23



#1 JAY HARRY

Career Bests

Hits	6	vs. Michigan State	5/9/22
Runs	3	4x, last vs. Pitt	3/28/23
Doubles	2	vs. Northwestern	3/7/21
Triples	1	3x, last vs. Monmouth	2/26/23
Home Runs	2	2x, last vs. Brown	3/11/23
RBI	6	vs. Michigan State	5/1/21
Walks	3	vs. Holy Cross	3/6/23
Stolen Bases	1	7x, last vs. Binghamton	3/21/23



#24 JADEN HENLINE

Career Bests

IP	9.0	vs. Michigan State	5/8/22
Longest Start	9.0	vs. Michigan State	5/8/22
Longest Relief	6.0	2x, last vs. Brown	3/11/23
Hits	0	5x, last at Miami	2/17/23
Runs	0	11x, last vs. Brown	3/11/23
Earned Runs	0	12x, last vs. Brown	3/11/23
Walks	0	15x, last at Michigan	3/26/23
Strikeouts	6	3x, last vs. Michigan State	5/8/22



#40 BEN KAILHER

Career Bests

Hits	2	5x, last vs. Georgetown	3/19/23
Runs	2	3x, last vs. Binghamton	3/21/23
Doubles	1	4x, last vs. Binghamton	3/21/23
Triples	1	vs. Fairleigh Dickinson	3/8/20
Home Runs	2	vs. Holy Cross	3/6/23
RBI	5	vs. Holy Cross	3/6/23
Walks	2	4x, last at North Carolina	3/8/23
Stolen Bases	2	vs. Mount St. Mary's	4/20/22



#13 TAYVEN KELLEY

Career Bests

Hits	3	5x, last vs. Delaware State	4/8/23
Runs	3	3x, last vs. Delaware State	4/8/23
Doubles	2	vs. Wagner	3/4/23
Triples	2	vs. Delaware State	4/8/23
Home Runs	1	4x, last vs. Indiana	4/1/23
RBI	4	vs. Wagner	3/4/23
Walks	2	3x, last vs. Georgetown	3/19/23
Stolen Bases	2	vs. Holy Cross	3/5/23



#29 CARSON KOHLS

Career Bests

IP	3.2	vs. West Virginia	4/12/22
Longest Start	2.2	vs. Mount St. Mary's	4/20/22
Longest Relief	3.2	vs. West Virginia	4/12/22
Hits	0	5x, last vs. Bucknell	4/4/23
Runs	0	10x, last vs. Bucknell	4/4/23
Earned Runs	0	15x, last vs. Bucknell	4/4/23
Walks	0	10x, last vs. Bucknell	4/4/23
Strikeouts	5	vs. Bucknell	4/6/22

HITTING/PITCHING CAREER BESTS



#49 JAMES LORDI

Career Bests

IP	n/a
Longest Start	n/a
Longest Relief	n/a
Hits	n/a
Runs	n/a
Earned Runs	n/a
Walks	n/a
Strikeouts	n/a



#33 TRAVIS LUENSMANN

Career Bests

IP	6.0	3x, last at Minnesota	4/23/22
Longest Start	6.0	3x, last at Minnesota	4/23/22
Longest Relief	5.0	vs. Georgetown	3/18/23
Hits	0*	2x, last at Winthrop	3/2/21
Runs	0	8x, last vs. Delaware State	4/7/23
Earned Runs	0	10x, last vs. Delaware State	4/7/23
Walks	0	5x, last at Northwestern	4/9/22
Strikeouts	10	vs. Indiana	4/1/23

*At South Carolina (2021)



#28 BOBBY MARSH

Career Bests*

Hits	2	4x, last vs. Delaware State	4/8/23
Runs	2	3x, last vs. Indiana	4/2/23
Doubles	2	vs. Indiana	4/2/23
Triples	n/a		
Home Runs	1	2x, last vs. Brown	3/11/23
RBI	2	2x, last vs. Pitt	3/28/23
Walks	1	7x, last vs. Delaware State	4/8/23
Stolen Bases	n/a		



#21 STEVEN MILLER

Career Bests

IP	7.1	vs. Indiana	4/2/23
Longest Start	3.1	at North Carolina	3/8/23
Longest Relief	7.1	vs. Indiana	4/2/23
Hits	0	12x, last vs. West Virginia	4/11/23
Runs	0	29x, last vs. West Virginia	4/11/23
Earned Runs	0	32x, last vs. West Virginia	4/11/23
Walks	0	23x, last vs. West Virginia	4/11/23
Strikeouts	7	vs. Indiana	4/2/23



#27 TOMMY MOLSKY

Career Bests

IP	6.0	vs. Northeastern	2/20/22
Longest Start	6.0	vs. Northeastern	2/20/22
Longest Relief	4.0	vs. Mount St. Mary's	4/20/22
Hits	0	2x, last vs. St. Bonaventure	3/30/22
Runs	0	4x, last at Miami	2/19/23
Earned Runs	0	7x, last vs. West Virginia	4/11/23
Walks	0	5x, last vs. Indiana	4/2/23
Strikeouts	6	2x, last vs. UMass	3/12/22



#37 JORDAN MORALES

Career Bests

IP	7.0*	vs. St. Bonaventure	4/24/21
Longest Start	7.0*	vs. St. Bonaventure	4/24/21
Longest Relief	4.0	2x, last vs. Brown	3/10/23
Hits	0	12x, last vs. Pitt	3/28/23
Runs	0	28x, last vs. Pitt	3/28/23
Earned Runs	0	30x, last vs. Pitt	3/28/23
Walks	0	30x, last at Michigan	3/24/23
Strikeouts	9*	vs. Saint Joseph's	5/8/21

*At LaSalle (2020-21)

**PAGE 14 | PENN STATE VS. PURDUE
HITTING/PITCHING CAREER BESTS**



#0 GRANT NORRIS

Career Bests

Hits	2	7x, last vs. Delaware State	4/8/23
Runs	3	vs. Delaware State	4/8/23
Doubles	1	6x, last vs. West Virginia	4/11/23
Triples	1	vs. Delaware State	4/6/23
Home Runs	1	4x, last vs. Delaware State	4/7/23
RBI	4	vs. Wagner	3/4/23
Walks	2	3x, last vs. Delaware State	4/7/23
Stolen Bases	2	vs. Delaware State	4/8/23



#8 JIMMY NUGENT

Career Bests

Hits	n/a
Runs	n/a
Doubles	n/a
Triples	n/a
Home Runs	n/a
RBI	n/a
Walks	n/a
Stolen Bases	n/a



#44 DANIEL OUDERKIRK

Career Bests

IP	7.0	vs. Northern Illinois	2/24/23
Longest Start	7.0	vs. Northern Illinois	2/24/23
Longest Relief	3.0*	vs. Central Michigan	3/13/21
Hits	0*	9x, last vs. Oklahoma State	4/17/22
Runs	0*	8x, last vs. Charleston (W. Va.)	5/4/22
Earned Runs	0*	10x, last vs. Charleston (W. Va.)	5/4/22
Walks	0*	7x, last vs. Charleston (W. Va.)	5/4/22
Strikeouts	11	2x, last vs. Dartmouth	3/4/23

*At West Virginia (2021-22)



#31 RYAN PARTRIDGE

Career Bests

IP	3.1	vs. Illinois	5/19/22
Longest Start	n/a		
Longest Relief	3.1	vs. Illinois	5/19/22
Hits	0	10x, last vs. Holy Cross	3/6/23
Runs	0	21x, last vs. Bucknell	4/4/23
Earned Runs	0	25x, last vs. Bucknell	4/4/23
Walks	0	18x, last vs. West Virginia	4/11/23
Strikeouts	5	vs. Brown	3/11/23



#22 JOHNNY PIACENTINO

Career Bests

Hits	5	vs. Michigan State	5/1/21
Runs	4	2x, last vs. Michigan State	5/1/21
Doubles	3	vs. Michigan State	5/1/21
Triples	1	5x, last vs. Indiana	4/2/23
Home Runs	3	vs. Northwestern	3/7/21
RBI	5	2x, last vs. Michigan State	5/1/21
Walks	2	9x, last vs. Pitt	3/28/23
Stolen Bases	2	3x, last vs. Brown	3/11/23



#7 CJ PITTARO

Career Bests

Hits	2	5x, last vs. Pitt	3/28/23
Runs	2	3x, last vs. Pitt	3/28/23
Doubles	1	3x, last at Northwestern	4/9/22
Triples	n/a		
Home Runs	n/a		
RBI	3	2x, last vs. Rutgers	3/26/22
Walks	2	2x, last vs. Purdue	4/14/22
Stolen Bases	1	vs. Bucknell	4/6/22

HITTING/PITCHING CAREER BESTS



#25 CHASE RENNER

Career Bests

IP	2.2	at Miami	2/18/23
Longest Start	1.0	vs. Rutgers	3/25/22
Longest Relief	2.2	at Miami	2/18/23
Hits	0	4x, last vs. West Virginia	4/10/22
Runs	0	7x, last vs. Iowa	5/28/22
Earned Runs	0	7x, last vs. Iowa	5/28/22
Walks	0	4x, last at Minnesota	4/22/22
Strikeouts	4	vs. Bucknell	4/6/22



#11 CHAD ROGERS

Career Bests

IP	3.0	vs. Northwestern	3/7/21
Longest Start	n/a		
Longest Relief	3.0	vs. Northwestern	3/7/21
Hits	0	3x, last at Michigan	3/24/23
Runs	0	5x, last at Michigan	3/24/23
Earned Runs	0	5x, last at Michigan	3/24/23
Walks	0	at Georgetown	5/10/22
Strikeouts	4	at Georgetown	5/10/22



#20 BLAISE SCLAFANI

Career Bests

IP	3.0*	vs. Northeastern	4/30/19
Longest Start	n/a		
Longest Relief	3.0*	vs. Northeastern	4/30/19
Hits	0	8x, last at North Carolina	3/8/23
Runs	0	10x, last vs. Rutgers	3/26/22
Earned Runs	0	12x, last vs. Rutgers	3/26/22
Walks	0	9x, last vs. Rutgers	3/26/22
Strikeouts	3*	3x, last vs. Canisius	2/15/20

*At UMass Lowell (2020-21)



#41 JOSH SPIEGEL

Career Bests

Hits	4	2x, last vs. Indiana	4/2/23
Runs	3	2x, last at Pitt	5/17/22
Doubles	2	4x, last at Ohio State	5/13/22
Triples	1	3x, last vs. Bucknell	4/26/22
Home Runs	2	vs. Northwestern	3/5/21
RBI	4	3x, last vs. Indiana	4/2/23
Walks	3	vs. Minnesota	5/29/21
Stolen Bases	1	at Illinois	5/23/21



#30 ANTHONY STEELE

Career Bests

Hits	3	2x, last vs. Monmouth	2/26/23
Runs	2	vs. Binghamton	3/21/23
Doubles	1	4x, last vs. Brown	3/10/23
Triples	1	vs. Maine	2/26/22
Home Runs	1	2x, last vs. Binghamton	3/21/23
RBI	4	2x, last vs. Binghamton	3/21/23
Walks	2	4x, last vs. Georgetown	3/19/23
Stolen Bases	1	4x, last vs. Binghamton	3/21/23



#30 ANTHONY STEELE (P)

Career Bests

IP	2.0	vs. Delaware State	4/8/23
Longest Start	0.2	vs. Bucknell	4/6/22
Longest Relief	2.0	vs. Delaware State	4/8/23
Hits	0	3x, last vs. Delaware State	4/8/23
Runs	0	6x, last vs. West Virginia	4/11/23
Earned Runs	0	7x, last vs. West Virginia	4/11/23
Walks	0	4x, last vs. Delaware State	4/8/23
Strikeouts	4	vs. Bucknell	4/4/23

**PAGE 16 | PENN STATE VS. PURDUE
HITTING/PITCHING CAREER BESTS**



#9 CONNOR THRONEBERRY

Career Bests

IP	2.2	vs. Holy Cross	3/5/23
Longest Start	n/a		
Longest Relief	2.2	vs. Holy Cross	3/5/23
Hits	0	3x, last vs. West Virginia	4/11/23
Runs	0	5x, last vs. West Virginia	4/11/23
Earned Runs	0	5x, last vs. West Virginia	4/11/23
Walks	0	4x, last vs. West Virginia	4/11/23
Strikeouts	3	vs. Holy Cross	3/5/23



#32 TY TORTI

Career Bests

Hits	1	vs. Binghamton	3/21/23
Runs	1	2x, last vs. Binghamton	3/21/23
Doubles	n/a		
Triples	n/a		
Home Runs	n/a		
RBI	n/a		
Walks	2	vs. Wagner	3/4/23
Stolen Bases	n/a		



#12 KELLAN TULIO

Career Bests

IP	6.0	vs. Maine	2/26/22
Longest Start	6.0	vs. Maine	2/26/22
Longest Relief	2.1	2x, last vs. Michigan State	5/9/22
Hits	0	8x, last vs. St. Bonaventure	3/30/22
Runs	0	9x, last vs. Binghamton	3/21/23
Earned Runs	0	9x, last vs. Binghamton	3/21/23
Walks	0	6x, last vs. Binghamton	3/21/23
Strikeouts	7	at Northwestern	4/9/22



#42 BRANDON WINGENROTH

Career Bests

IP	n/a		
Longest Start	n/a		
Longest Relief	n/a		
Hits	n/a		
Runs	n/a		
Earned Runs	n/a		
Walks	n/a		
Strikeouts	n/a		

CAREER STATS

#3 THOMAS BRAMLEY IF/C L/R GR. 5-10/180 ELIZABETHTOWN, PA.

Year	Avg	GP-GS	AB	R	H	2B	3B	HR	RBI	TB	SLG%	BB	HBP	SO	GDP	OB%	SF	SH	SB-ATT	PO	A	E	FLD%
2020*	.211	11-11	38	8	8	2	0	1	2	10	.342	8	0	8	0	.348	0	0	0-0	61	7	0	1.000
2021*	.212	29-24	66	11	14	3	0	3	14	18	.394	12	3	30	0	.358	0	2	1-1	179	20	2	.990
2022*	.307	48-48	176	41	54	4	2	11	38	95	.540	41	4	34	1	.444	2	0	4-5	185	72	7	.973
2023	.340	29-29	106	23	36	6	1	3	19	53	.500	28	3	16	2	.486	1	0	3-4	196	17	0	1.000
TOTAL	.290	117-112	386	83	112	15	3	18	74	176	.484	89	10	88	3	.432	3	0	8-10	621	116	8	.989
at PSU	.340	29-29	106	23	36	6	1	3	19	53	.500	28	3	16	2	.486	3	0	3-4	196	17	0	1.000

*At Mount St. Mary's (2020-22)

#34 CJ CARMICHAEL IF R/R FR. 6-1/170 LANCASTER, OHIO

Year	Avg	GP-GS	AB	R	H	2B	3B	HR	RBI	TB	SLG%	BB	HBP	SO	GDP	OB%	SF	SH	SB-ATT	PO	A	E	FLD%
2023	-	-	-	-	-	-	-	-	-	-	-	-	-	-	-	-	-	-	-	-	-	-	-
TOTAL	-	-	-	-	-	-	-	-	-	-	-	-	-	-	-	-	-	-	-	-	-	-	-

#19 DEREK CEASE IF/P R/R FR. 5-8/150 PLYMOUTH, PA.

Year	Avg	GP-GS	AB	R	H	2B	3B	HR	RBI	TB	SLG%	BB	HBP	SO	GDP	OB%	SF	SH	SB-ATT	PO	A	E	FLD%
2022	.226	43-28	93	17	21	2	0	0	7	23	.247	19	2	20	1	.368	0	0	3-3	38	76	8	.934
2023	.333	11-0	6	3	2	1	0	0	2	3	.500	0	0	1	0	.333	0	0	0-0	1	1	0	1.000
TOTAL	.232	54-28	99	20	23	3	0	0	9	26	.263	19	2	21	1	.367	0	0	3-3	39	77	8	.935
Year	ERA	W-L	APP	GS	CG	SHO	SV	IP	H	R	ER	BB	SO	2B	3B	HR	BF	BAA	WP	HBP	BK	SFA	SHA
2022	0.00	0-0	1	0	0	0/0	0	1.0	1	1	0	3	1	0	0	0	7	.250	0	0	0	0	0
2023	-	-	-	-	-	-	-	-	-	-	-	-	-	-	-	-	-	-	-	-	-	-	-
TOTAL	0.00	0-0	1	0	0	0/0	0	1.0	1	1	0	3	1	0	0	0	7	.250	0	0	0	0	0

#43 JACOB COFFIN P S/L FR. 6-0/161 APEX, N.C.

Year	ERA	W-L	APP	GS	CG	SHO	SV	IP	H	R	ER	BB	SO	2B	3B	HR	BF	BAA	WP	HBP	BK	SFA	SHA
2023	1.00	0-0	4	0	0	0/0	0	9.0	7	2	1	3	7	1	0	1	38	.212	1	2	0	0	0
TOTAL	1.00	0-0	4	0	0	0/0	0	9.0	7	2	1	3	7	1	0	1	38	.212	1	2	0	0	0

#36 AIDEN COLEMAN P R/R FR. 5-10/163 TYRONE, PA.

Year	ERA	W-L	APP	GS	CG	SHO	SV	IP	H	R	ER	BB	SO	2B	3B	HR	BF	BAA	WP	HBP	BK	SFA	SHA
2023	-	-	-	-	-	-	-	-	-	-	-	-	-	-	-	-	-	-	-	-	-	-	-
TOTAL	-	-	-	-	-	-	-	-	-	-	-	-	-	-	-	-	-	-	-	-	-	-	-

#23 JAKE COOPER IF R/R FR. 5-9/199 STATE COLLEGE, PA.

Year	Avg	GP-GS	AB	R	H	2B	3B	HR	RBI	TB	SLG%	BB	HBP	SO	GDP	OB%	SF	SH	SB-ATT	PO	A	E	FLD%
2022	.000	8-4	14	0	0	0	0	0	0	0	.000	0	0	6	0	.000	0	1	0-0	1	10	1	.917
2023	.182	8-2	11	2	2	0	0	0	3	2	.182	1	0	5	0	.231	1	0	0-0	0	0	1	.000
TOTAL	.080	16-6	25	2	2	0	0	0	3	2	.080	1	0	11	0	.111	1	1	0-0	1	10	2	.846

#4 TYSON COOPER C/IF S/R R-JR. 5-9/209 STATE COLLEGE, PA.

Year	Avg	GP-GS	AB	R	H	2B	3B	HR	RBI	TB	SLG%	BB	HBP	SO	GDP	OB%	SF	SH	SB-ATT	PO	A	E	FLD%
2021	.111	11-3	18	2	2	1	0	0	2	3	.167	6	0	8	0	.333	0	0	1-1	16	1	0	1.000
2022	.111	19-10	36	3	4	0	0	0	0	4	.111	6	0	7	1	.238	0	2	0-2	53	12	2	.970
2023	.323	17-5	31	9	10	2	1	0	9	14	.452	2	2	5	0	.400	0	1	2-2	48	3	2	.962
TOTAL	.188	47-18	85	14	16	3	1	0	11	20	.247	14	2	20	1	.317	0	3	3-5	117	16	4	.971

#10 BEN DEMELL P L/R R-FR. 6-5/205 CONCORD, OHIO

Year	ERA	W-L	APP	GS	CG	SHO	SV	IP	H	R	ER	BB	SO	2B	3B	HR	BF	BAA	WP	HBP	BK	SFA	SHA
2022	0.00	0-0	1	0	0	0/0	0	1.2	1	0	0	3	2	0	0	0	10	.167	0	1	0	0	0
2023	9.95	0-0	8	3	0	0/0	1	19.0	33	23	21	10	17	5	0	1	104	.375	1	5	0	1	0
TOTAL	9.15	0-0	9	3	0	0/0	1	20.2	34	23	21	13	19	5	0	1	114	.362	1	6	0	1	0

CAREER STATS

#5 CARSON ERTTER P L/L SR. 5-10/175 EBENSBURG, PA.

Year	ERA	W-L	APP	GS	CG	SHO	SV	IP	H	R	ER	BB	SO	2B	3B	HR	BF	BAA	WP	HBP	BK	SFA	SHA
2020	-	-	-	-	-	-	-	-	-	-	-	-	-	-	-	-	-	-	-	-	-	-	-
2021	-	-	-	-	-	-	-	-	-	-	-	-	-	-	-	-	-	-	-	-	-	-	-
2022	0.00	0-0	1	0	0	0/0	0	0.1	0	0	0	1	1	0	0	0	3	.000	1	1	0	0	0
2023	-	-	-	-	-	-	-	-	-	-	-	-	-	-	-	-	-	-	-	-	-	-	-
TOTAL	0.00	0-0	1	0	0	0/0	0	0.1	0	0	0	1	1	0	0	0	3	.000	1	1	0	0	0

#15 BRENDEN FRANKS IF R/R SR. 6-3/205 STATE COLLEGE, PA.

Year	Avg	GP-GS	AB	R	H	2B	3B	HR	RBI	TB	SLG%	BB	HBP	SO	GDP	OB%	SF	SH	SB-ATT	PO	A	E	FLD%
2020	.667	4-0	3	1	2	0	0	0	0	2	.667	0	0	1	0	.667	0	0	0-0	2	0	0	1.000
2021	.000	4-0	3	1	0	0	0	0	0	0	.000	0	1	2	0	.250	0	0	0-0	4	0	0	1.000
2022	.000	10-0	5	1	0	0	0	0	0	0	.000	1	0	2	1	.167	0	0	0-0	0	0	0	1.000
2023	1.000	3-0	2	1	2	0	0	0	0	3	1.500	0	0	0	0	1.000	0	0	0-0	2	1	0	1.000
TOTAL	.308	21-0	13	4	4	0	0	0	0	5	.385	1	1	5	1	.400	0	0	0-0	8	1	0	1.000

#35 BILLY GERLOTT OF/1B R/R R-SO. 6-1/181 AUBURN, PA.

Year	Avg	GP-GS	AB	R	H	2B	3B	HR	RBI	TB	SLG%	BB	HBP	SO	GDP	OB%	SF	SH	SB-ATT	PO	A	E	FLD%
2021	-	-	-	-	-	-	-	-	-	-	-	-	-	-	-	-	-	-	-	-	-	-	-
2022	.237	54-51	190	25	45	12	2	6	33	79	.416	23	5	52	7	.332	2	0	4-6	83	3	1	.989
2023	.305	27-27	95	11	29	3	1	2	16	40	.421	14	3	19	2	.411	0	0	4-4	46	1	1	.979
TOTAL	.260	81-78	285	36	74	15	3	8	49	119	.418	37	8	71	9	.358	2	0	8-10	129	4	2	.985

#17 SENECA GREGORY RHP R/R R-FR. 6-4/212 STAFFORD, VA.

Year	ERA	W-L	APP	GS	CG	SHO	SV	IP	H	R	ER	BB	SO	2B	3B	HR	BF	BAA	WP	HBP	BK	SFA	SHA
2022	10.80	0-0	6	0	0	0/0	0	6.2	10	9	8	4	7	2	0	0	36	.345	1	2	0	0	1
2023	-	-	-	-	-	-	-	-	-	-	-	-	-	-	-	-	-	-	-	-	-	-	-
TOTAL	10.80	0-0	6	0	0	0/0	0	6.2	10	9	8	4	7	2	0	0	36	.345	1	2	0	0	1

#2 KYLE HANNON IF/OF L/R JR. 5-10/186 HARRISBURG, PA.

Year	Avg	GP-GS	AB	R	H	2B	3B	HR	RBI	TB	SLG%	BB	HBP	SO	GDP	OB%	SF	SH	SB-ATT	PO	A	E	FLD%
2021	.133	12-9	30	3	4	1	1	0	1	7	.233	2	0	12	0	.188	0	1	0-0	15	0	0	1.000
2022	.230	36-34	126	20	29	7	1	4	19	51	.397	15	2	34	3	.319	1	0	7-7	30	72	14	.879
2023	.306	29-29	111	34	34	8	1	6	16	62	.559	21	2	16	1	.425	0	0	20-23	48	77	3	.977
TOTAL	.251	77-72	267	57	67	16	3	10	36	119	.446	38	5	62	4	.352	1	1	27-30	93	149	17	.934

#1 JAY HARRY IF L/R JR. 6-0/177 METUCHEN, N.J.

Year	Avg	GP-GS	AB	R	H	2B	3B	HR	RBI	TB	SLG%	BB	HBP	SO	GDP	OB%	SF	SH	SB-ATT	PO	A	E	FLD%
2021	.268	42-42	142	22	38	10	0	1	18	51	.359	12	4	25	2	.335	3	0	1-1	58	101	11	.935
2022	.333	54-53	213	40	71	10	2	5	26	101	.469	23	7	24	0	.414	1	0	4-7	63	164	11	.954
2023	.311	29-29	122	28	38	8	1	5	26	63	.516	12	4	9	2	.388	1	0	3-4	47	79	7	.947
TOTAL	.308	125-124	477	90	147	28	3	11	70	215	.449	47	15	58	4	.384	5	0	8-12	168	344	29	.946

#24 JADEN HENLINE P L/R JR. 6-2/170 NEW CUMBERLAND, PA.

Year	ERA	W-L	App	GS	CG	SHO	SV	IP	H	R	ER	BB	SO	2B	3B	HR	BF	B/Avg	WP	HBP	BK	SFA	SHA
2021	3.72	0-1	9	3	0	0/0	0	19.1	17	8	8	8	22	2	0	2	86	.230	1	3	0	0	1
2022	5.64	2-3	17	7	1	0/1	3	59.0	74	44	37	16	56	18	4	6	263	.310	6	3	0	1	4
2023	3.15	3-1	9	3	0	0/0	1	34.1	29	13	12	11	23	3	1	2	144	.227	2	3	1	1	1
TOTAL	4.55	5-5	35	13	1	0/1	4	112.2	120	65	57	35	101	23	5	10	493	.272	9	9	1	2	6

CAREER STATS

#40 BEN KAILHER IF R/R SR. 5-8/160 RUMFORD, R.I.																							
Year	Avg	GP-GS	AB	R	H	2B	3B	HR	RBI	TB	SLG%	BB	HBP	SO	GDP	OB%	SF	SH	SB-ATT	PO	A	E	FLD%
2020	.222	9-6	18	4	4	1	2	0	4	9	.500	2	2	6	2	.333	2	0	2-2	3	9	2	.857
2021	.143	11-0	7	3	1	0	0	0	0	1	.143	0	0	2	0	.143	0	0	1-1	0	2	0	1.000
2022	.205	32-20	73	12	15	1	0	0	2	16	.219	15	2	18	1	.356	0	0	5-6	23	52	4	.949
2023	.259	13-8	27	9	7	2	0	1	6	12	.444	5	0	7	0	.375	0	2	2-3	3	11	4	.778
TOTAL	.216	65-34	125	28	27	4	2	1	12	38	.304	22	4	33	3	.346	2	2	10-11	29	74	10	.912

#13 TAYVEN KELLEY OF R/R SR. 6-3/198 BOILING SPRINGS, PA.																							
Year	Avg	GP-GS	AB	R	H	2B	3B	HR	RBI	TB	SLG%	BB	HBP	SO	GDP	OB%	SF	SH	SB-ATT	PO	A	E	FLD%
2020	.188	9-4	16	4	3	2	0	0	1	5	.313	3	1	8	0	.350	0	0	0-0	10	0	0	1.000
2021	.238	28-27	101	8	24	8	2	1	9	39	.386	10	1	37	2	.313	0	3	0-2	53	1	4	.931
2022	.192	49-43	172	20	33	6	4	0	20	47	.273	9	1	66	4	.236	0	1	2-3	92	2	6	.940
2023	.273	28-28	110	23	30	9	3	3	20	54	.491	9	0	38	0	.328	0	1	2-3	60	1	2	.968
TOTAL	.226	114-102	399	55	90	25	9	4	50	145	.363	31	3	149	6	.286	0	5	4-8	215	4	12	.948

#29 CARSON KOHLS RHP R/R JR. 6-0/209 SACRAMENTO, CALIF.																							
Year	ERA	W-L	App	GS	CG	SHO	SV	IP	H	R	ER	BB	SO	2B	3B	HR	BF	B/Avg	WP	HBP	BK	SFA	SHA
2021	3.18	0-0	5	0	0	0/0	0	5.2	7	3	2	2	4	1	1	1	27	.304	1	2	0	0	0
2022	4.60	2-0	18	1	0	0/0	0	29.1	29	20	15	21	25	1	2	1	136	.269	5	4	1	1	2
2023	10.80	0-0	4	0	0	0/0	0	3.1	5	6	4	2	4	1	0	1	19	.333	2	1	0	1	0
TOTAL	4.93	2-0	27	1	0	0/0	0	38.1	41	29	21	25	33	3	3	3	182	.281	8	7	1	2	2

#49 JAMES LORDI P L/L FR. 6-0/192 JIM THORPE, PA.																							
Year	ERA	W-L	APP	GS	CG	SHO	SV	IP	H	R	ER	BB	SO	2B	3B	HR	BF	BAA	WP	HBP	BK	SFA	SHA
2023	-	-	-	-	-	-	-	-	-	-	-	-	-	-	-	-	-	-	-	-	-	-	-
TOTAL	-	-	-	-	-	-	-	-	-	-	-	-	-	-	-	-	-	-	-	-	-	-	-

#33 TRAVIS LUENSMANN P R/R JR. 6-6/234 ALTOONA, PA.																							
Year	ERA	W-L	App	GS	CG	SHO	SV	IP	H	R	ER	BB	SO	2B	3B	HR	BF	B/Avg	WP	HBP	BK	SFA	SHA
2021*	15.43	0-1	4	0	0	0/0	0	2.1	4	6	4	1	2	2	0	0	12	.333	0	0	1	0	0
2022	4.52	2-3	15	12	0	0/0	2	67.2	68	43	34	34	78	5	3	3	313	.256	7	5	0	3	5
2023	2.70	5-1	8	5	0	0/0	1	36.2	23	13	11	22	43	3	2	1	160	.181	5	10	0	1	0
TOTAL	4.13	7-5	27	17	0	0/0	3	106.2	95	62	49	57	123	10	5	4	485	.235	12	15	1	4	5
<i>at PSU</i>	3.88	7-4	23	17	0	0/0	3	104.1	91	56	45	56	121	8	5	4	473	.232	12	15	0	4	5

*At South Carolina (2021)

#28 BOBBY MARSH OF/1B L/L FR. 6-3/194 BELLEFONTE, PA.																							
Year	Avg	GP-GS	AB	R	H	2B	3B	HR	RBI	TB	SLG%	BB	HBP	SO	GDP	OB%	SF	SH	SB-ATT	PO	A	E	FLD%
2023	.303	23-17	66	17	20	7	0	2	11	33	.500	7	1	16	1	.373	1	0	0-0	0	0	0	.000
TOTAL	.303	23-17	66	17	20	7	0	2	11	33	.500	7	1	16	1	.373	1	0	0-0	0	0	0	.000

#21 STEVEN MILLER RHP R/R SR.+ 6-1/197 PITTSBURGH, PA.																							
Year	ERA	W-L	App	GS	CG	SHO	SV	IP	H	R	ER	BB	SO	2B	3B	HR	BF	B/Avg	WP	HBP	BK	SFA	SHA
2019	3.86	0-0	3	0	0	0/0	0	2.1	4	1	1	1	1	3	0	0	12	.364	1	0	0	0	0
2020	2.70	0-0	3	0	0	0/1	0	3.1	2	1	1	1	6	1	0	0	13	.167	0	0	0	0	0
2021	3.29	0-1	12	0	0	0/2	2	13.2	12	8	5	7	17	2	0	0	58	.245	2	2	0	0	0
2022	6.35	3-4	22	2	0	0/0	1	39.2	52	29	28	22	31	6	1	3	191	.323	4	4	0	3	1
2023	3.30	2-2	11	1	0	0/0	1	30.0	27	13	11	8	37	4	0	2	122	.241	2	1	0	0	1
TOTAL	4.65	5-7	51	3	0	0/3	4	89.0	97	52	46	39	92	16	1	5	396	.281	9	7	0	3	2

CAREER STATS

#27 TOMMY MOLSKY RHP R/R SO. 6-1/160 DILLSBURG, PA.

Year	ERA	W-L	APP	GS	CG	SHO	SV	IP	H	R	ER	BB	SO	2B	3B	HR	BF	BAA	WP	HBP	BK	SFA	SHA
2022	6.84	0-6	16	12	0	0/0	1	52.2	66	52	40	25	47	14	2	4	270	.295	8	16	0	2	3
2023	7.58	2-3	8	4	0	0/0	0	19.0	24	22	16	19	13	6	0	4	108	.296	4	7	0	1	0
TOTAL	7.03	2-9	24	16	0	0/0	1	71.2	90	74	56	44	60	20	2	8	378	.295	12	23	0	3	3

#37 JORDAN MORALES LHP R/L SR. 5-9/168 SOUDERTON, PA.

Year	ERA	W-L	App	GS	CG	SHO	SV	IP	H	R	ER	BB	SO	2B	3B	HR	BF	B/Avg	WP	HBP	BK	SFA	SHA
2020*	2.16	0-2	5	0	0	0/1	2	8.1	5	4	2	3	14	1	0	1	37	.167	3	1	1	1	2
2021*	6.11	2-6	16	7	1	0/0	2	45.2	60	35	31	23	49	10	2	4	226	.313	2	8	2	3	0
2022	3.64	3-0	26	2	0	0/0	0	42.0	42	22	17	12	60	6	1	3	182	.258	6	2	3	0	5
2023	4.99	2-0	10	4	0	0/0	1	30.2	29	18	17	14	28	9	0	5	138	.248	4	4	0	1	2
TOTAL	4.76	7-8	57	13	1	0/1	5	126.2	136	79	67	52	151	26	3	13	584	.270	15	15	6	5	9
at PSU	4.21	5-0	36	6	0	0/0	1	72.2	71	40	34	26	88	15	1	8	320	.254	10	6	3	1	7

*At LaSalle (2020-21)

#0 GRANT NORRIS IF R/R GR. 6-1/192 SOMERSET, PA.

Year	Avg	GP-GS	AB	R	H	2B	3B	HR	RBI	TB	SLG%	BB	HBP	SO	GDP	OB%	SF	SH	SB-ATT	PO	A	E	FLD%
2020*	.111	10-7	18	3	2	0	0	0	2	2	.111	4	3	9	0	.346	1	0	0-0	15	18	1	.971
2021*	.000	11-3	14	2	0	0	0	0	0	0	.000	3	0	8	0	.176	0	0	0-0	1	6	0	1.000
2022*	.300	11-0	10	3	3	0	0	1	2	6	.600	1	0	5	0	.364	0	0	0-0	3	2	1	.833
2023	.314	20-20	70	16	22	7	1	3	27	40	.571	9	1	24	1	.395	1	0	2-3	8	25	6	.846
TOTAL	.241	52-30	112	24	27	7	1	4	31	48	.429	17	4	46	1	.356	2	0	2-3	27	51	8	.907
at PSU	.314	20-20	70	16	22	7	1	3	27	40	.571	9	1	24	1	.395	1	0	2-3	8	25	6	.846

*At Duke (2020-22)

#8 JIMMY NUGENT C R/R FR. 6-2/211 HAMILTON, OHIO

Year	Avg	GP-GS	AB	R	H	2B	3B	HR	RBI	TB	SLG%	BB	HBP	SO	GDP	OB%	SF	SH	SB-ATT	PO	A	E	FLD%
2023	-	-	-	-	-	-	-	-	-	-	-	-	-	-	-	-	-	-	-	-	-	-	-
TOTAL	-	-	-	-	-	-	-	-	-	-	-	-	-	-	-	-	-	-	-	-	-	-	-

#44 DANIEL OUDERKIRK P R/L GR. 6-9/256 PENN LAIRD, VA.

Year	ERA	W-L	App	GS	CG	SHO	SV	IP	H	R	ER	BB	SO	2B	3B	HR	BF	B/Avg	WP	HBP	BK	SFA	SHA
2019*	-	-	-	-	-	-	-	-	-	-	-	-	-	-	-	-	-	-	-	-	-	-	-
2020*	-	-	-	-	-	-	-	-	-	-	-	-	-	-	-	-	-	-	-	-	-	-	-
2021*	7.94	0-0	14	1	0	0	0	17.0	17	17	15	19	23	6	1	1	88	.262	6	3	0	1	0
2022*	6.75	1-0	9	0	0	0	0	8.0	6	9	6	10	15	0	0	1	40	.214	3	0	0	2	0
2023	5.94	2-3	8	8	0	0	0	33.1	28	25	22	24	49	2	1	3	164	.220	4	10	0	1	2
TOTAL	6.63	3-3	31	9	0	0	0	58.1	51	51	43	53	87	8	2	5	292	.232	13	13	0	4	2
at PSU	5.94	2-3	8	8	0	0	0	23.1	28	25	22	24	49	2	1	3	164	.220	4	10	0	1	2

*At West Virginia (2019-22)

#31 RYAN PARTRIDGE LHP R/L SR. 6-3/230 WEXFORD, PA.

Year	ERA	W-L	App	GS	CG	SHO	SV	IP	H	R	ER	BB	SO	2B	3B	HR	BF	B/Avg	WP	HBP	BK	SFA	SHA
2020	0.00	0-0	2	0	0	0/0	0	2.0	1	0	0	0	2	0	0	0	6	.167	0	0	0	0	0
2021	0.00	0-0	5	0	0	0/0	0	2.2	4	2	0	3	4	1	0	0	16	.333	0	0	0	1	0
2022	6.94	0-0	20	0	0	0/0	0	23.1	23	18	18	18	18	6	1	1	115	.261	4	6	0	2	1
2023	5.56	1-0	10	0	0	0/0	0	1.1	14	10	7	8	15	5	0	0	57	.298	1	1	0	1	0
TOTAL	5.72	1-0	37	0	0	0/0	0	39.1	42	30	25	29	39	12	1	1	194	.275	5	7	0	4	1

CAREER STATS

#22 JOHNNY PIACENTINO OF R/R SR. 5-11/186 CHERRY HILL, N.J.

Year	Avg	GP-GS	AB	R	H	2B	3B	HR	RBI	TB	SLG%	BB	HBP	SO	GDP	OB%	SF	SH	SB-ATT	PO	A	E	FLD%
2020	.400	13-10	35	11	14	4	0	2	11	24	.686	10	0	4	0	.511	2	0	4-4	27	0	0	1.000
2021	.284	42-42	162	30	46	15	0	8	32	85	.525	17	0	40	4	.350	1	1	0-2	83	0	3	.965
2022	.267	41-41	161	17	43	7	4	2	29	64	.398	16	3	41	4	.339	3	1	1-1	78	0	2	.975
2023	.305	24-24	95	22	29	3	1	2	13	40	.421	11	1	15	3	.383	0	0	7-7	44	2	0	1.000
TOTAL	.291	120-117	453	80	132	29	5	14	85	213	.470	54	4	100	11	.368	6	2	12-14	232	2	5	.979

#7 C.J. PITTARO IF L/R JR. 6-1/204 HAMILTON, N.J.

Year	Avg	GP-GS	AB	R	H	2B	3B	HR	RBI	TB	SLG%	BB	HBP	SO	GDP	OB%	SF	SH	SB-ATT	PO	A	E	FLD%
2021*	.333	5-0	3	0	1	0	0	0	3	1	.333	0	0	0	0	.333	0	0	0-0	0	1	0	1.000
2022	.238	32-22	80	14	19	3	0	0	10	22	.275	11	1	23	1	.337	0	0	1-2	15	32	5	.904
2023	.261	12-5	23	4	6	0	0	0	4	6	.261	2	0	4	0	.320	0	0	0-0	37	0	1	.974
TOTAL	.245	48-27	106	18	26	3	0	0	17	29	.274	13	1	27	1	.333	0	0	1-2	52	33	6	.934
at PSU	.243	44-27	103	18	25	3	0	0	14	28	.272	13	1	27	1	.333	0	0	1-2	52	32	6	.933

*At Vanderbilt (2021)

#25 CHASE RENNER P R/R SO. 6-4/200 ALBURTIS, PA.

Year	ERA	W-L	APP	GS	CG	SHO	SV	IP	H	R	ER	BB	SO	2B	3B	HR	BF	BAA	WP	HBP	BK	SFA	SHA
2022	6.19	2-2	13	1	0	0/0	1	16.0	17	14	11	16	19	4	0	0	80	.283	4	1	0	1	2
2023	10.12	0-0	1	0	0	0/0	0	2.2	4	3	3	3	2	0	0	2	14	.364	0	0	0	0	0
TOTAL	6.75	2-2	14	1	0	0/0	1	18.2	21	17	14	19	21	4	0	2	94	.296	4	1	0	1	2

#11 CHAD ROGERS P R/R JR. 6-5/236 MENTOR, OHIO

Year	ERA	W-L	App	GS	CG	SHO	SV	IP	H	R	ER	BB	SO	2B	3B	HR	BF	B/Avg	WP	HBP	BK	SFA	SHA
2021	13.50	1-0	3	0	0	0/0	0	4.0	8	6	6	7	1	2	0	0	25	.471	0	0	1	1	0
2022	13.86	0-0	8	0	0	0/0	0	12.1	22	19	19	9	10	4	1	0	71	.400	3	3	0	4	0
2023	6.75	1-0	4	0	0	0/0	0	5.1	4	4	4	5	4	0	1	1	25	.222	3	1	0	1	0
TOTAL	12.05	2-0	15	0	0	0/0	0	21.2	34	29	29	21	15	6	2	1	121	.378	6	4	1	6	0

#20 BLAISE SCLAFANI P R/R SR.+ 6-6/198 SOUDERTON, PA.

Year	ERA	W-L	App	GS	CG	SHO	SV	IP	H	R	ER	BB	SO	2B	3B	HR	BF	B/Avg	WP	HBP	BK	SFA	SHA
2019*	4.42	1-0	12	0	0	0/0	0	18.1	12	11	9	19	14	2	0	1	60	.200	2	6	0	3	0
2020*	4.76	0-0	4	0	0	0/0	0	5.2	5	4	3	2	5	0	0	0	20	.250	3	2	0	0	0
2021	18.00	0-0	2	0	0	0/0	0	1.0	2	2	2	4	1	0	0	0	10	.500	2	1	0	1	0
2022	0.00	0-0	4	0	0	0/0	0	1.1	2	1	0	3	1	0	0	1	9	.400	0	1	0	0	0
2023	18.00	0-0	1	0	0	0/0	0	1.0	0	2	2	2	1	1	0	0	6	.000	0	1	0	0	0
TOTAL	5.27	1-0	23	0	0	0/0	0	27.1	21	20	16	30	22	3	0	0	105	.350	7	11	0	4	0
at PSU	10.80	0-0	7	0	0	0/0	0	3.1	4	5	4	9	3	1	0	1	25	.333	2	3	0	1	0

*At UMass Lowell (2019-20)

#41 JOSH SPIEGEL C/LB R/R R-SR. 6-3/230 JEANNETTE, PA.

Year	Avg	GP-GS	AB	R	H	2B	3B	HR	RBI	TB	SLG%	BB	HBP	SO	GDP	OB%	SF	SH	SB-ATT	PO	A	E	FLD%
2019*																							
2020*	.500	3-0	4	0	2	0	0	0	1	2	.500	0	0	1	0	.500	0	0	0-0	7	0	0	1.000
2021	.261	38-38	134	19	35	10	1	4	22	59	.440	10	2	43	3	.320	1	2	1-1	134	12	4	.973
2022	.300	55-53	207	34	62	17	2	10	43	113	.546	22	4	62	5	.374	2	0	0-0	307	10	8	.975
2023	.316	21-20	79	14	25	2	0	1	14	30	.380	7	0	18	1	.372	0	0	0-0	87	8	1	.990
TOTAL	.292	117-111	424	67	124	29	3	15	80	203	.481	39	6	124	9	.358	3	2	1-1	535	30	13	.978
at PSU	.290	114-111	420	67	122	29	3	15	79	201	.481	39	6	123	9	.357	3	2	1-1	528	30	13	.977

*At Oklahoma State (2019-20)

CAREER STATS

#30 ANTHONY STEELE 1B/OF/P L/L SO. 6-4/230 SHELTON, CONN.

Year	ERA	W-L	APP	GS	CG	SHO	SV	IP	H	R	ER	BB	SO	2B	3B	HR	BF	BAA	WP	HBP	BK	SFA	SHA
2022	15.19	0-0	7	1	0	0/0	0	5.1	10	11	9	7	9	1	1	0	40	.370	2	6	0	0	0
2023	4.76	0-0	4	0	0	0/0	0	5.2	4	4	3	4	11	2	0	0	26	.182	3	0	0	0	0
TOTAL	9.82	0-0	11	1	0	0/0	0	11.0	14	15	12	11	20	3	1	0	66	.286	5	6	0	0	0

Year	Avg	GP-GS	AB	R	H	2B	3B	HR	RBI	TB	SLG%	BB	HBP	SO	GDP	OB%	SF	SH	SB-ATT	PO	A	E	FLD%
2022	.237	38-28	97	5	23	1	1	1	10	29	.299	12	2	30	1	.333	0	0	1-1	38	0	3	.927
2023	.261	22-19	69	11	18	3	0	1	12	24	.348	9	0	22	1	.342	1	0	3-4	130	5	2	.985
TOTAL	.247	60-47	166	16	41	4	1	2	22	53	.319	21	2	52	2	.337	1	0	4-5	168	5	5	.972

#9 CONNOR THRONEBERRY 1B/P R/R FR. 6-6/235 ST. LOUIS, MO.

Year	ERA	W-L	APP	GS	CG	SHO	SV	IP	H	R	ER	BB	SO	2B	3B	HR	BF	BAA	WP	HBP	BK	SFA	SHA
2022	-	-	-	-	-	-	-	-	-	-	-	-	-	-	-	-	-	-	-	-	-	-	-
2023	7.36	0-1	9	0	0	0/0	0	11.0	14	9	9	8	11	4	0	1	53	.318	0	0	0	1	0
TOTAL	7.36	0-1	9	0	0	0/0	0	11.0	14	9	9	8	11	4	0	1	53	.318	0	0	0	1	0

Year	Avg	GP-GS	AB	R	H	2B	3B	HR	RBI	TB	SLG%	BB	HBP	SO	GDP	OB%	SF	SH	SB-ATT	PO	A	E	FLD%
2022	.333	3-0	3	1	1	0	0	0	0	1	.333	0	0	2	0	.333	0	0	0-0	3	0	0	1.000
2023	-	-	-	-	-	-	-	-	-	-	-	-	-	-	-	-	-	-	-	-	-	-	-
TOTAL	.333	3-0	3	1	1	0	0	0	0	1	.333	0	0	2	0	.333	0	0	0-0	3	0	0	1.000

#32 TY TORTI IF S/R FR. 5-11/192 RALEIGH, N.C.

Year	Avg	GP-GS	AB	R	H	2B	3B	HR	RBI	TB	SLG%	BB	HBP	SO	GDP	OB%	SF	SH	SB-ATT	PO	A	E	FLD%
2023	1.000	3-0	1	2	1	0	0	0	0	1	1.000	2	1	0	0	1.000	0	0	0-0	2	2	1	.800
TOTAL	1.000	3-0	1	2	1	0	0	0	0	1	1.000	2	1	0	0	1.000	0	0	0-0	2	2	1	.800

#12 KELLAN TULIO LHP L/L JR. 6-2/225 EMMAUS, PA.

Year	ERA	W-L	APP	GS	CG	SHO	SV	IP	H	R	ER	BB	SO	2B	3B	HR	BF	BAA	WP	HBP	BK	SFA	SHA
2020*	6.75	0-0	4	0	0	0/0	0	2.2	4	2	2	2	2	0	0	0	13	.364	0	0	1	0	0
2021*	15.43	0-0	4	0	0	0/0	0	2.1	3	4	4	3	1	0	0	0	14	.300	1	1	0	0	0
2022	6.15	2-3	14	9	0	0/0	1	33.2	32	29	23	25	41	7	1	3	164	.248	4	7	0	1	2
2023	12.46	0-0	3	1	0	0/0	0	4.1	6	6	6	4	6	3	0	0	24	.333	1	1	0	0	1
TOTAL	7.33	2-3	25	10	0	0/0	1	43.0	45	41	35	34	50	10	1	3	215	.268	6	9	0	1	3
at PSU	6.87	2-3	17	10	0	0/0	1	38.0	38	35	29	29	47	10	1	3	188	.259	5	8	0	1	3

*At Louisville (2020-21)

#42 BRANDON WINGENROTH IF R/R FR. 5-11/170 MANHEIM, PA.

Year	Avg	GP-GS	AB	R	H	2B	3B	HR	RBI	TB	SLG%	BB	HBP	SO	GDP	OB%	SF	SH	SB-ATT	PO	A	E	FLD%
2023	-	-	-	-	-	-	-	-	-	-	-	-	-	-	-	-	-	-	-	-	-	-	-
TOTAL	-	-	-	-	-	-	-	-	-	-	-	-	-	-	-	-	-	-	-	-	-	-	-

HEAD COACH ROB COOPER



16

ROB COOPER
MIAMI (FLA.), 1994
OVERALL: 478-486 (18TH YR)
PSU: 191-256 (10TH YR)

Head Coach

The 2023 baseball season is Rob Cooper's 10th as head coach of the Nittany Lion baseball program. Cooper was selected as the 14th head baseball coach in Penn State history on August 9, 2013. Not shy about stating his ultimate goal of returning Penn State to Omaha in June, the Lions have made significant strides under his leadership.

Under his tutelage, 12 players have been drafted and 13 total have signed with MLB teams in the last five seasons with a full draft. However, his strong belief in the first part of the term "student-athlete" is perhaps the top reason he has proven to be an excellent fit at Penn State. Even with state-of-the-art facilities, the chance to take on elite competition and a program history that includes five trips to the College World Series, Cooper cites the value of a Penn State degree as one of the top reasons to play baseball at Penn State.

In 2022, Cooper led the Nittany Lions to their first Big Ten Tournament appearance since 2012. Penn State finished the season with a 26-29 record, including an 11-13 mark in the Big Ten. The Nittany Lions earned the No. 6 seed in the Big Ten Tournament, picking up a 5-2 win over No. 3 seed Iowa to open the tournament.

The Nittany Lions won Big Ten series against Purdue, Minnesota and Michigan State, sweeping the Spartans. Penn State also earned a win in each series against Rutgers, No. 23 Maryland, Northwestern and Ohio State.

In non-conference action, the Nittany Lions' wins included an 8-4 win at West Virginia and a 19-6 win over Pitt in PNC Park, highlighted by a 14-run top of the ninth.

Penn State had two All-Big Ten selections, led by first team selection Matt Wood. The junior catcher won the Big Ten batting average title in the regular season (.395) and led the Nittany Lions in average (.379), hits (75), runs (55), homers (12), RBI (53), total bases (132), slugging percentage (.667), on-base percentage (.480) and walks (36). Wood's incredible season included a 26-game hit streak and a 36-game reached-base streak. Wood was PSU's first All-Big Ten first-team selection since Jordan Steranka in 2012) and Penn State's 16th first team selection in program history and the third catcher to earn first team honors.

Wood finished the season ranking fourth at PSU in runs (55), sixth in total bases (132), tied seventh in walks (36), tied eighth in hits (75) and RBI (53) and ninth in homers (12) and slugging percentage (.667).

Wood was selected in the fourth round (132nd overall) by the Milwaukee Brewers in the 2022 MLB Draft. Wood is the highest-selected position player in program history. The previous highest was catcher Ben Heath (fifth round, 153rd overall) by the Houston Astros.

In 24 Big Ten regular season games, Penn State collected 83 extra-base hits, including 43 doubles, 11 triples and 29 homers. Penn State set a program record with 19 triples in 2022, bettering the previous record of 18 in 1986, 2007 and 2010.

On the mound, the Nittany Lions' pitching staff set a program record with 503 strikeouts. Penn State tallied 21 games with 10+ strikeouts and 16 games allowing three or less earned runs. Six pitchers recorded at least 40 strikeouts. In 49 of 55 games, Penn State's starting pitcher was a Pennsylvania native.

In the classroom, Wood was a third-team CoSIDA Academic All-American.

The Nittany Lions finished the 2021 season with an 18-24 record, playing against exclusively Big Ten opponents. The wins included a 3-2 victory over No. 18 Michigan on March 26 and a series sweep over Michigan State in which Penn State out-scored the Spartans, 39-13. The Nittany Lions also won two series against Rutgers. Penn State scored 10 or more runs in six games, Penn State's most against Big Ten opponents since 2008 (8) and the most in a

season since 2016.

Penn State had four players drafted from the 2021 squad. Conor Larkin was selected in the ninth round (272nd overall) by the Toronto Blue Jays. Justin Williams was a 17th round selection (508th overall) by the Houston Astros and Kyle Virbitsky followed, being selected 518th overall by the Oakland A's. Bailey Dees was drafted in the 18th round (543rd overall) by the New York Yankees. All three members of the starting rotation were drafted, making Penn State one of only four schools to accomplish that in 2021.

Penn State baseball's trip to Cuba prior to the 2016 season is perhaps the best example of Cooper's commitment to the first part of the "student-athlete" term. The Nittany Lions attended academic lectures and toured Havana, becoming the first NCAA Division I team to compete against a Cuban National Series team, the first U.S. team at any level to defeat a Cuban National Series team, the first U.S. baseball team to play in Cuba since restoration of diplomatic ties with Cuba, the second NCAA team to play in Cuba since restoration of diplomatic ties (Coastal Carolina men's basketball, August 2015) and the fifth NCAA Division I baseball team to compete in post-revolutionary Cuba. The harmony between academics and athletics was on full display, as multiple Penn State professors and a group of journalism students also joined the travel party.

The rare, once-in-a-lifetime experience helped bring a young Penn State team together, and the Lions went on to earn their first winning record (overall and in conference) since 2012. The starting lineup included at least three freshmen in all but six games and five to six freshmen in 19 games, and took on nine eventual NCAA tournament teams, including a three-game series at home against College World Series participant TCU. The Lions' 28 wins were a 10-win improvement over the previous season, and its 12 Big Ten wins doubled the 2015 total. Haley and Anderson were the first drafted out of Penn State since 2012, and Anderson and senior outfielder Greg Guers became the program's first All-Big Ten picks also since 2012. Pitcher Justin Hagenman became Penn State's first Louisville Slugger Freshman All-American since 1997.

Shortly after Cooper accepted the PSU head coaching position in 2014, the California native traveled to Taichung, Taiwan to serve as the head coach of USA Baseball's 18U National Team at the IBAF U18 World Cup. Cooper steered Team USA to an 8-1 record in World Cup play, including seven consecutive victories to win the gold medal.

Not long after the triumph in Taiwan, Cooper received one of the highest honors bestowed in the profession, as he was announced as the Rod Dedeaux USA Baseball Coach of the Year. With the honor, Cooper became just the 16th individual in the award's history to receive the accolade, joining the likes of Scott Brosius, Davey Johnson and Tommy Lasorda.

Cooper was also a member of the coaching staff for the 2007 and 2009 USA College National teams. The 2007 team earned a silver medal at the Pan Am Games in Rio de Janeiro, Brazil. Fourteen of the 20 players on the 2007 team reached the Major Leagues, including 2013 All-Star Pedro Alvarez. Fourteen of the 22 members of the 2009 team also reached the Major Leagues, including three-time All-Star Gerrit Cole.

Cooper brought an accomplished resume to Penn State that included three NCAA Tournament appearances as a head coach at Wright State and five more at various stops as an assistant coach, including two trips to the College World Series with Miami (Florida). Cooper was twice named the Horizon League Coach of the Year and guided Wright State to three league tournament championships and two regular-season championships after the team suffered six losing seasons in the seven years before his arrival.

Cooper began his coaching career at national power Miami, spending two seasons (1994-95) as a student/graduate assistant on the Hurricanes' staff. While at Miami, Cooper helped the Hurricanes to College World Series berths in 1994 and 1995. Cooper spent the 1996 season as an assistant and team academic coordinator at Wake Forest, then moved on to Tulane for the next two seasons, serving as the Green Wave's hitting coach. In 1997, the Green Wave won the Conference USA regular-season crown, and in 1998, they advanced to the NCAA Tournament. Cooper left Tulane following the 1998 season and returned to Sacramento City College, where he starred in the early 1990's before lettering at Miami in 1993.

Along with his college coaching experience, Cooper also was an associate scout for the Los Angeles Dodgers from 1990-92 and has been selected to four coaching stints with USA Baseball in 2000, 2007, 2009 and 2013.

Cooper earned his bachelor's degree in psychology from Miami in 1994 and a master's in sports sciences/administration from Miami in 1996. He is married to his wife, Maureen, and has two sons, Jake and Tyson, who are both current members of the Penn State baseball team.

OVERALL STATS

The Automated ScoreBook
 Overall Statistics for Penn State (as of Apr 11, 2023)
 (All games Sorted by Batting avg)

Record: 18-11 Home: 9-3 Away: 1-6 Neutral: 8-2 Conference: 1-5

Player	avg	gp-gs	ab	r	h	2b	3b	hr	rbi	tb	slg%	bb	hp	so	gdp	ob%	sf	sh	sb-att	po	a	e	fld%	
3 Bramley, Thomas	.340	29-29	106	23	36	6	1	3	19	53	.500	28	3	16	2	.486	1	0	3-4	196	17	0	1.000	
41 Spiegel, Josh	.316	21-20	79	14	25	2	0	1	14	30	.380	7	0	18	1	.372	0	0	0-0	87	8	1	.990	
0 Norris, Grant	.314	20-20	70	16	22	7	1	3	27	40	.571	9	1	24	1	.395	1	0	2-3	8	25	6	.846	
1 Harry, Jay	.311	29-29	122	28	38	8	1	5	26	63	.516	12	4	9	2	.388	1	0	3-4	47	79	7	.947	
2 Hannon, Kyle	.306	29-29	111	34	34	8	1	6	16	62	.559	21	2	16	1	.425	0	0	20-23	48	77	3	.977	
35 Gerlott, Billy	.305	27-27	95	11	29	3	1	2	16	40	.421	14	3	19	2	.411	0	0	4-4	46	1	1	.979	
22 Piacentino, Johnny	.305	24-24	95	22	29	3	1	2	13	40	.421	11	1	15	3	.383	0	0	7-7	44	2	0	1.000	
28 Marsh, Bobby	.303	23-17	66	17	20	7	0	2	11	33	.500	7	1	16	1	.373	1	0	0-0	0	0	0	.000	
13 Kelley, Tayven	.273	28-28	110	23	30	9	3	3	20	54	.491	9	0	38	0	.328	0	1	2-3	60	1	2	.968	
30 Steele, Anthony	.261	22-18	69	11	18	3	0	1	12	24	.348	9	0	22	1	.342	1	0	3-4	130	6	2	.986	

15 Franks, Brenden	1.000	3-0	2	1	2	1	0	0	0	3	1.500	0	0	0	0	1.000	0	0	0-0	2	1	0	1.000	
32 Torti, Ty	1.000	3-0	1	2	1	0	0	0	0	1	1.000	2	1	0	0	1.000	0	0	0-0	2	2	1	.800	
19 Cease, Derek	.333	11-0	6	3	2	1	0	0	2	3	.500	0	0	1	0	.333	0	0	0-0	1	1	0	1.000	
4 Cooper, Tyson	.323	17-5	31	9	10	2	1	0	9	14	.452	2	2	5	0	.400	0	1	2-2	48	3	2	.962	
7 Pittaro, CJ	.261	12-5	23	4	6	0	0	0	4	6	.261	2	0	4	0	.320	0	0	0-0	37	0	1	.974	
40 Kailher, Ben	.259	13-8	27	9	7	2	0	1	7	12	.444	5	0	7	0	.375	0	2	2-3	3	11	4	.778	
23 Cooper, Jake	.182	8-2	11	2	2	0	0	0	3	2	.182	1	0	5	0	.231	1	0	0-0	1	0	1	.500	
Totals	.304	29	1024	229	311	62	10	29	199	480	.469	139	18	215	14	.394	6	4	48-57	770	264	36	.966	
Opponents	.253	29	991	173	251	48	5	24	151	381	.384	147	47	271	18	.372	10	7	15-25	738	265	32	.969	

LOB - Team (224), Opp (259). DPs turned - Team (20), Opp (17). IBB - Team (2), Piacentino 1, Bramley, T. 1, Opp (2). Picked off - Hannon, K. 4, Kelley, T. 1.

(All games Sorted by Earned run avg)

Player	era	w-l	app	gs	cg	sho	sv	ip	h	r	er	bb	so	2b	3b	hr	b/avg	wp	hp	bk	sfa	sha		
33 Luensmann, Travis	2.70	5-1	8	5	0	0/0	1	36.2	23	13	11	22	43	3	2	1	.181	5	10	0	1	0		
24 Henline, Jaden	3.15	3-1	9	3	0	0/0	1	34.1	29	13	12	11	23	3	1	2	.227	2	3	1	1	1		
21 Miller, Steven	3.30	2-2	11	1	0	0/0	1	30.0	27	13	11	8	37	4	0	2	.241	2	1	0	0	1		
37 Morales, Jordan	4.99	2-0	10	4	0	0/0	1	30.2	29	18	17	14	28	9	0	5	.248	4	4	0	1	2		
44 Ouderkirk, Daniel	5.94	2-3	8	8	0	0/0	0	33.1	28	25	22	24	49	2	1	3	.220	4	10	0	1	2		

43 Coffin, Jacob	1.00	0-0	4	0	0	0/0	0	9.0	7	2	1	3	7	1	0	1	.212	1	2	0	0	0		
30 Steele, Anthony	4.76	0-0	4	0	0	0/0	0	5.2	4	4	3	4	11	2	0	0	.182	3	0	0	0	0		
31 Partridge, Ryan	5.56	1-0	10	0	0	0/0	0	11.1	14	10	7	8	15	5	0	0	.298	1	1	0	1	0		
11 Rogers, Chad	6.75	1-0	4	0	0	0/0	0	5.1	4	4	4	5	4	0	1	1	.222	3	1	0	1	0		
9 Throneberry, Connor	7.36	0-1	9	0	0	0/0	0	11.0	14	9	9	8	11	4	0	1	.318	0	0	0	1	0		
27 Molsky, Tommy	7.58	2-3	8	4	0	0/0	0	19.0	24	22	16	19	13	6	0	4	.296	4	7	0	1	0		
10 DeMell, Ben	9.95	0-0	8	3	0	0/0	1	19.0	33	23	21	10	17	5	0	1	.375	1	5	0	1	0		
25 Renner, Chase	10.12	0-0	1	0	0	0/0	0	2.2	4	3	3	3	2	0	0	2	.364	0	0	0	0	0		
29 Kohls, Carson	10.80	0-0	4	0	0	0/0	0	3.1	5	6	4	2	4	1	0	1	.333	2	1	0	1	0		
12 Tulio, Kellan	12.46	0-0	3	1	0	0/0	0	4.1	6	6	6	4	6	3	0	0	.333	1	1	0	0	1		
20 Sclafani, Blaise	18.00	0-0	1	0	0	0/0	0	1.0	0	2	2	2	1	0	0	0	.000	0	1	0	0	0		
Totals	5.22	18-11	29	29	0	0/0	5	256.2	251	173	149	147	271	48	5	24	.253	33	47	1	10	7		
Opponents	7.21	11-18	29	29	0	0/0	4	246.0	311	229	197	139	215	62	10	29	.304	49	18	3	6	4		

PB - Team (2), Bramley, T. 2, Opp (4). Pickoffs - Team (2), Morales 1, Partridge, R 1, Opp (5). SBA/ATT - Bramley, T. (9-16), Spiegel, J. (3-5), Luensmann, T (2-4), Miller, S. (1-4), Henline, J. (2-4), Cooper, T. (3-3), Ouderkirk, D (2-3), Throneberry (2-2), DeMell, B. (2-2), Molsky, T. (2-2), Partridge, R (2-2), Morales (0-2).

CONFERENCE STATS

The Automated ScoreBook
 Conference statistics for Penn State (as of Apr 02, 2023)
 (Conference games only Sorted by Batting avg)

Record: 1-5 Home: 1-2 Away: 0-3 Conference: 1-5

Player	avg	gp-gs	ab	r	h	2b	3b	hr	rbi	tb	slg%	bb	hp	so	gdp	ob%	sf	sh	sb-att	po	a	e	fld%	
3 Bramley, Thomas	.364	6-6	22	3	8	2	0	1	4	13	.591	3	1	2	0	.462	0	0	0-0	43	3	0	1.000	
35 Gerlott, Billy	.316	6-6	19	1	6	0	1	1	2	11	.579	4	0	2	1	.435	0	0	0-0	13	0	1	.929	
0 Norris, Grant	.313	5-5	16	1	5	3	0	0	4	8	.500	2	1	4	0	.421	0	0	0-0	2	10	3	.800	
41 Spiegel, Josh	.313	5-4	16	1	5	1	0	0	4	6	.375	1	0	3	0	.353	0	0	0-0	7	0	0	1.000	
22 Piacentino, Johnny	.304	6-6	23	4	7	0	1	1	3	12	.522	1	0	3	1	.333	0	0	1-1	10	0	0	1.000	
13 Kelley, Tayven	.261	6-6	23	4	6	0	0	1	2	9	.391	0	0	6	0	.261	0	0	0-0	9	0	1	.900	
2 Hannon, Kyle	.261	6-6	23	5	6	4	0	1	2	13	.565	4	0	4	1	.370	0	0	1-1	6	15	0	1.000	
28 Marsh, Bobby	.250	4-3	12	2	3	2	0	0	1	5	.417	0	0	5	0	.250	0	0	0-0	0	0	0	.000	
1 Harry, Jay	.200	6-6	25	4	5	0	0	1	2	8	.320	0	1	2	1	.231	0	0	0-0	8	22	1	.968	
30 Steele, Anthony	.000	4-2	9	0	0	0	0	0	0	0	.000	0	0	3	0	.000	0	0	0-0	20	1	0	1.000	
7 Pittaro, CJ	.000	5-3	9	0	0	0	0	0	0	0	.000	1	0	2	0	.100	0	0	0-0	26	0	0	1.000	

15 Franks, Brenden	1.000	1-0	1	1	1	1	0	0	0	2	2.000	0	0	0	0	1.000	0	0	0-0	0	1	0	1.000	
4 Cooper, Tyson	.000	3-0	3	0	0	0	0	0	0	0	.000	0	1	1	0	.250	0	0	0-0	5	0	0	1.000	
40 Kailher, Ben	.000	2-1	3	0	0	0	0	0	0	0	.000	0	0	2	0	.000	0	1	0-0	0	0	1	.000	
23 Cooper, Jake	.000	1-0	1	0	0	0	0	0	0	0	.000	0	0	0	0	.000	0	0	0-0	0	0	0	.000	
19 Cease, Derek	.000	3-0	1	1	0	0	0	0	0	0	.000	0	0	0	0	.000	0	0	0-0	0	1	0	1.000	
Totals	.252	6	206	27	52	13	2	6	24	87	.422	16	4	39	4	.319	0	1	2-2	153	57	8	.963	
Opponents	.305	6	210	56	64	14	2	5	52	97	.462	31	12	47	1	.416	4	2	1-2	159	56	2	.991	

LOB - Team (41), Opp (50). DPs turned - Team (2), Opp (6).

(Conference games only Sorted by Earned run avg)

Player	era	w-l	app	gs	cg	sho	sv	ip	h	r	er	bb	so	2b	3b	hr	b/avg	wp	hp	bk	sfa	sha		
21 Miller, Steven	0.96	0-0	2	0	0	0/0	0	9.1	6	1	1	2	10	0	0	0	.188	0	0	0	0	1		
24 Henline, Jaden	3.27	1-1	2	2	0	0/0	0	11.0	9	4	4	3	5	2	1	0	.231	0	1	0	0	0		
33 Luensmann, Travis	4.50	0-1	2	1	0	0/0	1	8.0	8	6	4	5	13	2	1	0	.242	1	3	0	0	0		

43 Coffin, Jacob	0.00	0-0	1	0	0	0/0	0	2.0	2	1	0	1	1	1	0	0	.222	0	0	0	0	0		
11 Rogers, Chad	0.00	0-0	1	0	0	0/0	0	1.0	0	0	0	2	1	0	0	0	.000	1	0	0	0	0		
27 Molsky, Tommy	9.00	0-0	1	0	0	0/0	0	3.0	4	4	3	0	2	0	0	2	.308	0	2	0	0	0		
29 Kohls, Carson	9.00	0-0	2	0	0	0/0	0	2.0	4	4	2	1	2	1	0	0	.400	2	1	0	1	0		
31 Partridge, Ryan	15.00	0-0	2	0	0	0/0	0	3.0	6	7	5	3	3	2	0	0	.375	0	1	0	0	0		
37 Morales, Jordan	15.43	0-0	2	1	0	0/0	0	4.2	8	8	8	4	3	3	0	1	.381	2	0	0	1	0		
9 Throneberry, Connor	19.29	0-1	2	0	0	0/0	0	2.1	7	5	5	2	3	2	0	1	.583	0	0	0	1	0		
44 Ouderkirk, Daniel	21.21	0-2	2	2	0	0/0	0	4.2	7	11	11	7	4	1	0	1	.368	0	3	0	1	1		
10 DeMell, Ben	99.00	0-0	1	0	0	0/0	0	0.0	3	5	5	1	0	0	0	0	1.000	0	1	0	0	0		
Totals	8.47	1-5	6	6	0	0/0	1	51.0	64	56	48	31	47	14	2	5	.305	6	12	0	4	2		
Opponents	4.58	5-1	6	6	0	0/0	2	53.0	52	27	27	16	39	13	2	6	.252	6	4	0	0	1		

PB - Team (1), Bramley, T. 1. SBA/ATT - Bramley, T. (1-2), Henline, J. (0-1), Luensmann, T (1-1).

RADIO/TV ROSTER



0 Grant
Norris
IF, Gr.



1 Jay
Harry
IF, Jr.



2 Kyle
Hannon
IF/OF, Jr.



3 Thomas
Bramley
IF/C, Gr.



4 Tyson
Cooper
C/IF, R-Jr.



5 Carson
Ertter
LHP, Sr.



7 C.J.
Pittaro
IF, Jr.



8 Jimmy
Nugent
C, Fr.



9 Connor
Throneberry
1B/P, R-Fr.



10 Ben
DeMell
RHP, R-Fr.



11 Chad
Rogers
RHP, Jr.



12 Kellan
Tulio
LHP, Sr.



13 Tayven
Kelley
OF, Sr.



15 Brenden
Franks
1B, Sr.



17 Seneca
Gregory
RHP, R-Fr.



19 Derek
Cease
IF/P, So.



20 Blaise
Sclafani
RHP, Sr.+




21 Steven
Miller
RHP, Sr.+



22 Johnny
Piacentino
OF, Sr.



23 Jake
Cooper
IF, R-Fr.



24 Jaden
Henline
RHP, Jr.



25 Chase
Renner
RHP, So.



27 Tommy
Molsky
RHP, So.



28 Bobby
Marsh
OF/1B, Sr.



29 Carson
Kohls
RHP, Jr.



30 Anthony
Steele
1B/OF/P, Fr.



31 Ryan
Partridge
LHP, Jr.



32 Ty
Torti
IF, Fr.



33 Travis
Luensmann
RHP, Jr.




34 CJ
Carmichael
IF, Fr.



35 Billy
Gerlott
OF/1B, R-So.



36 Aiden
Coleman
RHP, Fr.



37 Jordan
Morales
LHP, Sr.



40 Ben
Kailher
IF, Sr.



41 Josh
Spiegel
C/1B, R-Sr.



42 Brandon
Wingenroth
IF/P, Fr.



43 Jacob
Coffin
LHP, Fr.



44 Daniel
Ouderkirk
RHP, Gr.



49 James
Lordi
LHP, Fr.